2019-20

WASHINGTON CAPITALS OFFICIAL GUIDE

ALL CAPS

2019-20 WASHINGTON CAPITALS
SEASON SCHEDULE

SEPTEMBER 2019

SUN	MON	TUES	WED	THUR	FRI	SAT
1	2	3	4	5	6	7
8	9	10	11	12	13	14
15	16 CHI 7 P.M.	17	18 STL 7 P.M.	19	20	21 CAR 7 P.M.
22	23	24	25 CHI 8:30 P.M.	26	27 STL 8 P.M.	28
29 CAR 1:30 P.M.	30					

OCTOBER 2019

SUN	MON	TUES	WED	THUR	FRI	SAT
		1	2 STL 8 P.M.	3	4 NYI 7 P.M.	5 CAR 7 P.M.
6	7	8 DAL 7 P.M.	9	10 NSH 8 P.M.	11	12 DAL 8 P.M.
13	14 COL 5 P.M.	15	16 TOR 7 P.M.	17	18 NYR 7 P.M.	19
20 CHI 7 P.M.	21	22 CGY 9 P.M.	23	24 EDM 9 P.M.	25 VAN 10 P.M.	26
27	28	29 TOR 7 P.M.	30	31		

NOVEMBER 2019

SUN	MON	TUES	WED	THUR	FRI	SAT
					1 BUF 7 P.M.	2
3 CGY 7 P.M.	4	5	6	7 FLA 7 P.M.	8	9 VGK 7 P.M.
10	11 ARI 7 P.M.	12	13 PHI 7:30 P.M.	14	15 MTL 7 P.M.	16 BOS 7 P.M.
17	18 ANA 7 P.M.	19	20 NYR 8 P.M.	21	22	23 VAN 12:30 P.M.
24	25	26	27 FLA 7 P.M.	28	29 TBL 5 P.M.	30 DET 7 P.M.

DECEMBER 2019

SUN	MON	TUES	WED	THUR	FRI	SAT
1	2	3 SJS 10:30 P.M.	4 LAK 10 P.M.	5	6 ANA 10 P.M.	7
8	9 CBJ 7 P.M.	10	11 BOS 7 P.M.	12	13	14 TBL 7 P.M.
15	16 CBJ 7 P.M.	17	18	19	20 NJD 7 P.M.	21 TBL 7 P.M.
22	23 BOS 7 P.M.	24	25	26	27 CBJ 7 P.M.	28 CAR 7 P.M.
29	30	31 NYI 1 P.M.				

JANUARY 2020

SUN	MON	TUES	WED	THUR	FRI	SAT
			1	2	3 CAR 7:30 P.M.	4
5 SJS 12:30 P.M.	6	7 OTT 7 P.M.	8 PHI 7:30 P.M.	9	10	11 NJD 7 P.M.
12	13 CAR 7 P.M.	14	15	16 NJD 7 P.M.	17	18 NYI 1 P.M.
19	20	21	22	23	24	25
26	27 MTL 7 P.M.	28	29 NSH 7:30 P.M.	30	31 OTT 7:30 P.M.	

FEBRUARY 2020

SUN	MON	TUES	WED	THUR	FRI	SAT
						1
2 PIT 12:30 P.M.	3	4 LAK 7 P.M.	5	6	7	8 PHI 7 P.M.
9	10 NYI 7 P.M.	11	12	13 COL 9 P.M.	14	15 ARI 10 P.M.
16	17 VGK 6 P.M.	18	19	20 MTL 7 P.M.	21	22 NJD 1 P.M.
23 PIT 12 P.M.	24	25 WPG 7 P.M.	26	27 WPG 8 P.M.	28	29

MARCH 2020

SUN	MON	TUES	WED	THUR	FRI	SAT
1 MIN 8 P.M.	2	3	4 PHI 7 P.M.	5 NYR 7 P.M.	6	7 PIT 1 P.M.
8	9 BUF 7 P.M.	10	11	12 DET 7 P.M.	13	14 CHI 7 P.M.
15	16 EDM 7 P.M.	17	18	19 CBJ 7 P.M.	20 OTT 7 P.M.	21
22 PIT 12 P.M.	23	24 STL 7 P.M.	25	26 NYR 7 P.M.	27	28 DET 7 P.M.
29	30 BUF 7 P.M.	31 TOR 7 P.M.				

APRIL 2020

SUN	MON	TUES	WED	THUR	FRI	SAT
			1	2 MIN 7 P.M.	3	4 FLA 7 P.M.
5	6	7	8	9	10	11
12	13	14	15	16	17	18
19	20	21	22	23	24	25
26	27	28	29	30		

Preseason Home Game | Home Game | Away Game

All times listed are Eastern. Game times subject to change

ALL CAPS

Sports WASHINGTON

2019-20 WASHINGTON CAPITALS TV SCHEDULE

Washington Capitals

DAY	DATE	OPPONENT	TIME (ET)	TV
Mon.	Sept. 16	Chicago	7 p.m.	NBCSW
Wed.	Sept. 18	St. Louis	7 p.m.	NBCSW
Sat.	Sept. 21	Carolina	7 p.m.	NBCSW
Wed.	Sept. 25	at Chicago	8:30 p.m.	NBCSW
Fri.	Sept. 27	at St. Louis	8 p.m.	NBCSW
Sun.	Sept. 29	at Carolina	1:30 p.m.	NBCSW
Regular Season				
Wed.	Oct. 2	at St. Louis	8 p.m.	NBCSN
Fri.	Oct. 4	at N.Y. Islanders	7 p.m.	NBCSW
Sat.	Oct. 5	Carolina	7 p.m.	NBCSW
Tue.	Oct. 8	Dallas	7 p.m.	NBCSW
Thu.	Oct. 10	at Nashville	8 p.m.	NBCSW
Sat.	Oct. 12	at Dallas	8 p.m.	NBCSW
Mon.	Oct. 14	Colorado	5 p.m.	NBCSW
Wed.	Oct. 16	Toronto	7 p.m.	NBCSW
Fri.	Oct. 18	N.Y. Rangers	7 p.m.	NBCSW
Sun.	Oct. 20	at Chicago	7 p.m.	NBCSW
Tue.	Oct. 22	at Calgary	9 p.m.	NBCSW
Thu.	Oct. 24	at Edmonton	9 p.m.	NBCSW
Fri.	Oct. 25	at Vancouver	10 p.m.	NBCSW+
Tue.	Oct. 29	at Toronto	7 p.m.	NBCSW
Fri.	Nov. 1	Buffalo	7 p.m.	NBCSW
Sun.	Nov. 3	Calgary	7 p.m.	NBCSW
Thu.	Nov. 7	at Florida	7 p.m.	NBCSW
Sat.	Nov. 9	Vegas	7 p.m.	NBCSW
Mon.	Nov. 11	Arizona	7 p.m.	NBCSW, NBCSN
Wed.	Nov. 13	at Philadelphia	7:30 p.m.	NBCSN
Fri.	Nov. 15	Montreal	7 p.m.	NBCSW
Sat.	Nov. 16	at Boston	7 p.m.	NBCSW
Mon.	Nov. 18	Anaheim	7 p.m.	NBCSW
Wed.	Nov. 20	at N.Y. Rangers	8 p.m.	NBCSN
Sat.	Nov. 23	Vancouver	12:30 p.m.	NBCSW
Wed.	Nov. 27	Florida	7 p.m.	NBCSW
Fri.	Nov. 29	Tampa Bay	5 p.m.	NBCSW
Sat.	Nov. 30	at Detroit	7 p.m.	NBCSW
Tue.	Dec. 3	at San Jose	10:30 p.m.	NBCSW
Wed.	Dec. 4	at Los Angeles	10 p.m.	NBCSW
Fri.	Dec. 6	at Anaheim	10 p.m.	NBCSW+
Mon.	Dec. 9	Columbus	7 p.m.	NBCSW
Wed.	Dec. 11	Boston	7 p.m.	NBCSN
Sat.	Dec. 14	at Tampa Bay	7 p.m.	NBCSW
Mon.	Dec. 16	at Columbus	7 p.m.	NBCSW
Fri.	Dec. 20	at New Jersey	7 p.m.	NBCSW
Sat.	Dec. 21	Tampa Bay	7 p.m.	NBCSW
Mon.	Dec. 23	at Boston	7 p.m.	NBCSW

DAY	DATE	OPPONENT	TIME (ET)	TV
Fri.	Dec. 27	Columbus	7 p.m.	NBCSW
Sat.	Dec. 28	at Carolina	7 p.m.	NBCSW
Tue.	Dec. 31	N.Y. Islanders	1 p.m.	NBCSW
Fri.	Jan. 3	at Carolina	7:30 p.m.	NBCSW+
Sun.	Jan. 5	San Jose	12:30 p.m.	NBCSW
Tue.	Jan. 7	Ottawa	7 p.m.	NBCSW
Wed.	Jan. 8	at Philadelphia	7:30 p.m.	NBCSN
Sat.	Jan. 11	New Jersey	7 p.m.	NBCSW
Mon.	Jan. 13	Carolina	7 p.m.	NBCSW
Thu.	Jan. 16	New Jersey	7 p.m.	NBCSW
Sat.	Jan. 18	at N.Y. Islanders	1 p.m.	NBCSW
Mon.	Jan. 27	at Montreal	7 p.m.	NBCSW
Wed.	Jan. 29	Nashville	7:30 p.m.	NBCSN
Fri.	Jan. 31	at Ottawa	7:30 p.m.	NBCSW
Sun.	Feb. 2	Pittsburgh	12:30 p.m.	NBC
Tue.	Feb. 4	Los Angeles	7 p.m.	NBCSW
Sat.	Feb. 8	Philadelphia	7 p.m.	NBCSW
Mon.	Feb. 10	N.Y. Islanders	7 p.m.	NBCSW
Thu.	Feb. 13	at Colorado	9 p.m.	NBCSW
Sat.	Feb. 15	at Arizona	10 p.m.	NBCSW
Mon.	Feb. 17	at Vegas	6 p.m.	NBCSW
Thu.	Feb. 20	Montreal	7 p.m.	NBCSW
Sat.	Feb. 22	at New Jersey	1 p.m.	NBCSW
Sun.	Feb. 23	Pittsburgh	12 p.m.	NBC
Tue.	Feb. 25	Winnipeg	7 p.m.	NBCSW
Thu.	Feb. 27	at Winnipeg	8 p.m.	NBCSW
Sun.	Mar. 1	at Minnesota	8 p.m.	NBCSN
Wed.	Mar. 4	Philadelphia	7 p.m.	NBCSN
Thu.	Mar. 5	at N.Y. Rangers	7 p.m.	NBCSW
Sat.	Mar. 7	at Pittsburgh	1 p.m.	NBCSW
Mon.	Mar. 9	at Buffalo	7 p.m.	NBCSW
Thu.	Mar. 12	Detroit	7 p.m.	NBCSW
Sat.	Mar. 14	Chicago	7 p.m.	NBCSW
Mon.	Mar. 16	Edmonton	7 p.m.	NBCSW+
Thu.	Mar. 19	at Columbus	7 p.m.	NBCSW
Fri.	Mar. 20	Ottawa	7 p.m.	NBCSW
Sun.	Mar. 22	at Pittsburgh	12 p.m.	NBC
Tue.	Mar. 24	St. Louis	7 p.m.	NBCSW, NBCSN*
Thu.	Mar. 26	N.Y. Rangers	7 p.m.	NBCSW
Sat.	Mar. 28	at Detroit	7 p.m.	NBCSW+
Mon	Mar. 30	at Buffalo	7 p.m.	NBCSW
Tue.	Mar. 31	Toronto	7 p.m.	NBCSW
Thu.	Apr. 2	Minnesota	7 p.m.	NBCSW
Sat.	Apr. 4	at Florida	7 p.m.	NBCSW

**Subject to blackout in Washington/Baltimore region; All times Eastern*

Sports WASHINGTON

Table of Contents

INTRODUCTION
2019-20 Schedule....1
NBCSW Broadcast Schedule....2
Table of Contents....3
Media Information....4-5
Staff Directory....6-7
Capital One Arena....8-9
MedStar Capitals Iceplex....10

OWNERSHIP & FRONT OFFICE
Ted Leonsis....12
Dick Patrick....13
Monumental Sports & Entertainment....14-16
Brian MacLellan....16
Hockey Operations....17
Todd Reirden....18
Assistant Coaches....19-20
Training & Equipment Staff....21-22
Scouting and Hockey Ops....23
Hershey Bears/South Carolina Stingrays....24-25

PLAYERS
Training Camp Roster....28-29
Nicklas Backstrom....30-33
Travis Boyd....34-35
John Carlson....36-39
Pheonix Copley....40-41
Christian Djoos....42-43
Nic Dowd....44-45
Lars Eller....46-47
Radko Gudas....48-49
Carl Hagelin....50-51
Garnet Hathaway....52-53
Braden Holtby....54-57
Nick Jensen....58-59
Michal Kempny....60-61
Evgeny Kuznetsov....62-65
Brendan Leipsic....66-67
Dmitry Orlov....68-69
T.J. Oshie....70-73
Alex Ovechkin....74-77
Richard Panik....78-79
Jonas Siegenthaler....80-81
Chandler Stephenson....82-83
Jakub Vrana....84-85
Tom Wilson....86-88
In the System....90-101
Future Caps....102-105

2018-19 YEAR IN REVIEW
NHL Standings....108
Capitals Notes....109-116
Season Timeline....117-118
Capitals Statistics and Results....119-126
Highs, Lows and Streaks....127
Shootouts & Penalty Shots....128
Individual Game-by-Game Statistics....129-134
Goals and Shots by Period....135
Injuries and Transactions....136

TEAM HISTORY
Year-by-Year Results....138
Year-by-Year Leaders....139
Career Leaders....140
Single-Season Leaders....141
Season-by-Season Recaps....142-185
General Managers, Head Coaches & Captains....186
All-Time Player Register....187-215
All-Time Goaltender Register....216-218
All-Time Sweater Numbers....219-221
Retired Numbers....222
Uniform History....223
All-Time Draft Selections....224-227
Transactions....228-237
All-Time Record vs. NHL Franchises....238
Game-by-Game Results by Team....239-246
Longest Streaks by Season and Best and Worst Months....247
Special Teams and Attendance....248
Opening Games and Holidays....249
Hat Tricks....250-252
Shutouts....253-256
Overtime....257-258
Shootouts....259-260
Penalty Shots....261
Capitals and Capital One Arena Firsts....262
Capitals NHL Award Winners....263-264
Capitals Honors....265-266
All-Star Game....267
Record Book....268-272

PLAYOFF HISTORY
Stanley Cup Timeline....274-277
Year-by-Year Results....278
All-Time Playoff Scoring....279-280
Career Leaders....280
All-Time Goaltending....281
Overtime....282
Hat Tricks and Penalty Shots....283
Game-by-Game Results....284-290
Year-by-Year Statistics....291-295
Record Book....296-298

OPPONENTS
Series History and 2018-19 Reviews....300-359

MISCELLANEOUS
NHL Directory....362
NHL On-Ice Officials....363
2019-20 Key NHL Dates....364
Dave Fay Award....365
Capitals Broadcasters/Talent....366-367
Washington, D.C....368

2019-20 WASHINGTON CAPITALS OFFICIAL GUIDE

Written, edited and designed by the Washington Capitals staff:
Tommy Chalk, Chase Pyke and Maggie Wenz

Cover Design: Andy Mattice

Contributors: Sergey Kocharov, Mike Vogel, Brendan Daly, Ben Raby and Megan Eichenberg

Photography: Patrick McDermott, NHL Images/Getty Images Staff, Bruce Bennett, Rafael Suanes, Mitchell Layton, Greg Fiume, Washington Capitals Archives

Washington Capitals
MedStar Capitals Iceplex
627 N. Glebe Rd., Suite 850
Arlington, VA 22203
202.266.2200
Fax: 202.266.2360
WashingtonCaps.com

Media Information



SERGEY KOCHAROV
Vice President of Communications
Office: 202.266.2356
Cell: 703.405.0984
skocharov@washcaps.com
Twitter - @SergeyKocharov

TOMMY CHALK
Manager of Media Relations & Content
Office: 202.266.2357
Cell: 240.446.2578
tchalk@washcaps.com
Twitter - @Tommy_Chalk

MEGAN EICHENBERG
Senior Manager of Communications & Publicity
Office: 202.266.2310
Cell: 540.903.1627
meichenberg@washcaps.com
Twitter - @MegEic

CHASE PYKE
Assistant Manager of Media Relations
Office: 202.266.2299
Cell: 301.865.6504
cpyke@washcaps.com
Twitter - @chasepyke

CAPITALS COMMUNICATIONS ASSISTANT: Jack McCarthy (0: 202.266.2311; jmccarthy@washcaps.com)
CAPITAL ONE ARENA GAME DAY STAFF: Conor Beamer, Macy Dolton, Elizabeth Harley, Leslie Isler, Stephen Lovelace, Lauren Shear, Alexandra Symcak, Nicole Verdin

PRACTICE SCHEDULE

WashingtonCaps.com under "Schedule"
Updates provided on Caps Today and twitter.com/CapitalsPR

MISCELLANEOUS NUMBERS

Media Relations Fax: 202.266.2360
Capital One Arena Press Room: 202.628.3200 x7500
Capital One Arena Press Box: 202.628.3200 x7600
Capital One Arena Press Room Fax: 202.661.5011

The Washington Capitals communications staff works to provide information about the team and access to players, coaches and management in a timely manner for members of the media.

CREDENTIALS & MEDIA SERVICES

Media Credentials

Credentials are issued to media who cover the Capitals both seasonally and on a game-by-game basis and are required for admission to the media areas at Capital One Arena. All credentials must include the bearer's name and affiliation and are non-transferable.

Season credentials: All season credentials are issued prior to the season. Season credentials do not guarantee a seat in the press box; credential holders must contact Capitals assistant manager of media relations Chase Pyke (cpyke@washcaps.com) by 2 p.m. the day prior to a game in order to reserve seating.

Media who do not have a season credential may apply for single-game credentials. These requests must be directed to Capitals assistant manager of media relations Chase Pyke (cpyke@washcaps.com) and received no later than 2 p.m. the day prior to a game. The credential is good only for the game printed on the tag and must be displayed to Capital One Arena security personnel to gain entry to restricted media areas.

All Capitals practice sessions are open to approved members of the media.

Non-North American media outlets are required to request media credentials through the National Hockey League by contacting David Keon at dkeon@nhl.com.

Capitals media credentials are issued to print, television, radio and online media outlets that adhere to professional standards, regularly produce quality content and have a demonstrated audience. Space limitations may impact the decision to grant credentials. The final decision on all applications for media credentials rests with the Capitals media relations staff; we reserve the right to revoke media credentials at any time.

News Releases

Accredited members of the media who would like to receive Capitals news releases via e-mail should contact a member of the media relations staff with an e-mail address. Among our releases is "Caps Today," sent daily during the season, which includes an updated practice schedule, recent transactions and the top storyline of the day.

Audio Files

The Capitals regularly post updated audio files in mp3 format on Twitter @CapitalsPR. Radio stations, websites and other media are welcome to utilize these audio clips.

Twitter and Instagram

Media who would like to receive updates on practice times and other breaking news via Twitter or text message can sign up for the team's media Twitter feed at Twitter @CapitalsPR. Capitals PR is also on Instagram @CapitalsPR. The team also maintains a general Twitter and Instagram feed at @Capitals.

NHLMedia.com

The NHL's password-protected media site includes statistics, press releases, game notes, credential applications and pdf files of every team's media guide. To access the site, visit http://media.nhl.com.

MEDIA FACILITIES CAPITAL ONE ARENA

Media Entrance

The media entrance to Capital One Arena is located between 6th Street and F Street. Credentials to Capitals games may be picked up at the media entrance, which is open from three hours prior to game time until the midway point of the first period. All media must show a photo ID and are subject to a security search. Media attending home morning skates and games will no longer be able to access the event level through stairwell one; all entry to the building must now go through security control (located on 6th street between F & G).

Press Work Area and Press Lounge

The press work area and press lounge are located on the Event Level (ice level). The press lounge is located directly adjacent to the media work area directly next to stairwell one. Meals are served buffet style, catered by Aramark, two hours prior to game time and media members will be charged $10 per meal (receipts provided). All food must be consumed in the press lounge and may not be taken to the press box. The press work area is located in the same room adjacent to the press lounge. There are reserved seats for beat media and additional work spaces with telephones and wireless Internet access.

Press Box

The press box is on the sixth floor of Capital One Arena on the penalty box side of the ice. Seats are on an assigned basis only. Please check the seating charts in the press room or press box, or check with the press box attendant for your seat assignment. The press box features wireless Internet access. In order to ensure seating in the press box, it is necessary for all media to notify the Capitals media relations staff of their attendance by 2 p.m. the day prior to the game. If you do not have an assigned seat, please check with a member of the media relations staff.

Media Parking

Media parking at Capital One Arena is extremely limited and assigned prior to the season. There are numerous lots within walking distance of Capital One Arena, and the arena is adjacent to the Gallery Place/Chinatown Metro Station. Gallery Place can be reached on the Red, Yellow and Green lines. It is also one stop away from Metro Center, which provides service to the Blue and Orange lines.

Photography

Capital One Arena has a limited number of photo positions. All photo positions will be assigned prior to the game by team photographer Patrick McDermott (patrick@patrickmcdermott.com). Daily print and wire services receive priority for the prime positions. Freelance photographers will not receive credentials; all photographers must be on assignment. Still photographers must receive permission in advance from a member of the media relations staff for postgame admission to the Capitals locker room.

MEDIA FACILITIES MEDSTAR CAPITALS ICEPLEX

Work Room

MedStar Capitals Iceplex features a media work room adjacent to the ice, near the entrance of the Capitals locker room. The work room features Ethernet cables and complimentary wireless Internet access.

MEDIA ACCESS AND INTERVIEWS

Practice Sessions

The media has access to all team practices at all practice facilities, including game-day skates, in accordance with the NHL Media Regulations. The media is allowed to enter the team locker room five minutes after the first regular player who has participated in the entire practice leaves the ice. In the event of a team meeting, the media will be allowed access immediately following the conclusion of the meeting. The locker room is closed to the media prior to and during practice.

Per NHL Media Regulations, media access at MedStar Capitals Iceplex is limited to the team's main locker room and the entrance to the locker room. All other areas of the training center are off limits to media. Capitals game-day skates are typically held at 10:15 a.m. at MedStar Capitals Iceplex.

Pregame

The Capitals locker room is closed prior to game time, although requested players will be made available during a 30-minute window beginning two hours prior to faceoff, with priority given to broadcast rightsholders. Television networks, including rightsholders, requesting pregame interviews with a player are asked to request these times prior to or during the morning skate.

Media Information

Head Coach Todd Reirden Pregame Media Availability

Head coach Todd Reirden is available to the media following all morning skates at MedStar Capitals Iceplex. Those media members who are unable to attend that day's morning skate and wish to interview Reirden at Capital One Arena must contact Capitals vice president of communications Sergey Kocharov (skocharov@washcaps.com) prior to or during the morning skate to arrange a time to meet with Reirden before the game.

Postgame

The Capitals locker room will be open to working media five minutes after the conclusion of the game. Head coach Todd Reirden's press conference will follow approximately 15 minutes after the game in the Interview Room. If the media wishes to interview a player who is not present in the locker room, contact a Capitals media relations representative who will locate the player.

Video/Photography

All outlets are prohibited by the National Hockey League from shooting game footage of any Capitals game being played at Capital One Arena. Television and online outlets are welcome to shoot Capitals practices, but are restricted to broadcasting five minutes of on-ice video content from any one practice. There is no limit to the length of interviews that local television outlets may broadcast. Please note that all media members (except for rightsholders and local television affiliates) are prohibited from shooting video or still photography of post-game player interviews in the Capitals locker room.

Players' Personal Telephone Numbers

At no time will a player's home or mobile phone number be released to either the media or the public unless the player specifically authorizes such release. Members of the media attempting to reach players must do so through the Capitals media relations staff; failure to do so, regardless of a media member's existing relationship with a player, may result in forfeiture of credentials.

Team Medical Rooms

Team medical rooms located at Capital One Arena, MedStar Capitals Iceplex or any other practice facility are off limits to the media at all times.

Dress code

The Capitals request members of the media covering our games and practices to dress in an appropriate and professional manner that reflects their respect for their colleagues, the teams and the players they are covering. In that regard, clothing should be appropriate for a business casual work environment. Flip-flops and shorts are not permitted in the locker room. We ask all members of the media to respect these guidelines. The Capitals will consider appropriate actions in those cases in which the guidelines are violated.

DIRECTIONS TO CAPITAL ONE ARENA

From National Airport – Take I-395 North to 12th Street exit (stay left) ... right onto Constitution Avenue, NW ... left onto 6th Street, NW

From BWI Airport – Take Baltimore/Washington Pkwy. (I-295 South) to US Rt. 50 ... US Rt. 50 West toward Washington (New York Avenue, NE) ... left on 6th Street, NW

From Dulles Airport – Take Dulles Toll Road (Rt. 267 East) to I-66 East (becomes Constitution Avenue, NW) ... left on 6th Street, NW

From Metrorail – Capital One Arena is located at the Gallery Place/Chinatown stop on the Red, Yellow and Green lines and just blocks from Metro Center on the Orange, Blue and Silver lines

DIRECTIONS TO MEDSTAR CAPITALS ICEPLEX

From Washington, D.C. – Take Constitution Ave. west, toward the Lincoln Memorial ... take I-66 West ... take exit 71/Glebe Rd. and take a left on to Glebe Rd. ... pass Wilson Blvd. and the rink is on the eighth level of the parking garage attached to Ballston Quarter.

From National Airport – Take George Washington Parkway North toward Arlington ... take I-66 West ... take exit 71/Glebe Rd. and take a left on to Glebe Rd. ... pass Wilson Blvd. and the rink is on the eighth level of the parking garage attached to Ballston Quarter.

From Dulles Airport – Dulles Toll Road (Rt. 267 East) to I-66 ... take I-66 East ... take exit 71/Glebe Rd. and take a right on to Glebe Rd. ... pass Wilson Blvd. and the rink is on the eighth level of the parking garage attached to Ballston Quarter.

From BWI Airport – Take I-195 West to I-95 ... take I-95 South to the Capital Beltway (I-495) ... take I-495 West into Virginia ... take George Washington Parkway South ... take I-66 West ... take exit 71/Glebe Rd. and take a left on to Glebe Rd. ... pass Wilson Blvd. and the rink is on the eighth level of the parking garage attached to Ballston Quarter.

From Metrorail – MedStar Capitals Iceplex is located two blocks from the Ballston stop on the Orange and Silver line ... Follow Stuart Street to Ballston Quarter and take the parking garage elevators to the eighth level.

Washington Capitals Club Directory

MedStar Capitals Iceplex • 627 North Glebe Road, Suite 850 • Arlington, VA 22203

Ownership (Monumental Sports & Entertainment)

Founder, Chairman, Principal Partner and CEO ..... Ted Leonsis
Vice Chairman and Capitals President ..... Dick Patrick
Vice Chairman and Partner ..... Raul Fernandez
Vice Chairman and Mystics President, Managing Partner ..... Sheila Johnson
MSE Partner and Managing Partner, AFL ..... Roger Mody
MSE Partner ..... David Blair
MSE Partner ..... Scott Brickman
MSE Partner ..... Neil Cohen
MSE Partner ..... Jack Davies
MSE Partner ..... Richard Fairbank
MSE Partner ..... Michelle DiFebo Freeman
MSE Partner ..... Richard Kay
MSE Partner ..... Jeong H. Kim
MSE Partner ..... Mark D. Lerner
MSE Partner ..... Anthony Nader
MSE Partner ..... Laurene Powell Jobs
MSE Partner ..... Fred Schaufeld
MSE Partner ..... Earl Stafford
MSE Partner ..... George Stamas
MSE Partner ..... Cliff White

Hockey Operations

Senior Vice President, General Manager & Alternate Governor ..... Brian MacLellan
Assistant General Manager, Dir. of Legal Affairs ..... Don Fishman
Assistant General Manager ..... Ross Mahoney
Director of Player Personnel ..... Chris Patrick
Director of Hockey Operations ..... Kris Wagner
Director of Player Development ..... Steve Richmond
Professional Development Coach ..... Olie Kolzig
Professional Development Coach ..... Brooks Orpik
Professional Development Coach ..... Jim Slater
Director of Team Services ..... Rob Tillotson
Director of Hockey Analytics ..... Tim Barnes
Manager of Hockey Analytics ..... HT Lenz
Hockey Operations Assistant ..... Jeremy Sinton

Coaching Staff

Head Coach ..... Todd Reirden
Assistant Coach ..... Scott Arniel
Assistant Coach ..... Reid Cashman
Assistant Coach ..... Blaine Forsythe
Assistant Coach, Video ..... Brett Leonhardt
Goaltending Coach ..... Scott Murray
Video Analyst ..... Tim Ohashi

Minor League Staff

Vice President of Hockey Ops, Hershey Bears ..... Bryan Helmer
Head Coach, Hershey Bears ..... Spencer Carbery
Assistant Coach, Hershey Bears ..... Scott Allen
Assistant Coach, Hershey Bears ..... Patrick Wellar
Associate Goaltending Coach ..... Alex Westlund
Associate Goaltending Coach ..... Jared Elenberger
Athletic Trainer, Hershey Bears ..... Murphy Luatua
Strength and Conditioning Coach, Hershey Bears ..... Mike Wagner

Scouting Staff

Head Amateur Scout ..... Steve Bowman
Pro Scout/Minor League Operations ..... Jason Fitzsimmons
Scout ..... Darrell Baumgartner
Scout ..... Matt Bradley
Scout ..... Danny Brooks
Scout ..... Alan Haworth
Scout ..... Phil Horner
Scout ..... Peter Ihnacak
Scout ..... Matti Lamberg
Scout ..... Martin Pouliot
Scout ..... Karl Stewart
Scout ..... Brian Sutherby
Scout ..... A.J. Toews
Scout ..... Mats Weiderstal

Medical Staff

Head Athletic Trainer ..... Jason Serbus
Assistant Athletic Trainer ..... Michael Booi
Massage Therapist ..... Zach Bryne
Strength and Conditioning Coach ..... Mark Nemish
Assistant Strength and Conditioning Coach ..... Zack Leddon
Athletic Training Assistant ..... Mike Harrington

Equipment Staff

Head Equipment Manager ..... Brock Myles
Assistant Equipment Manager ..... Craig Leydig
Equipment Assistant ..... Dave Marin
Locker Room Assistant ..... Ray Straccia

Monumental Sports Executives

President of Business Operations and CCO ..... Jim Van Stone
President of Venues ..... David Touhey
Chief Financial Officer ..... Peter Biche
Executive Vice President and General Counsel ..... Abby Blomstrom
Senior Vice President of Team Finance ..... Keith Burrows
Executive Vice President, Chief of Staff ..... Monica Dixon
Senior Vice President of Global Partnerships ..... Patrick Duffy
Senior Vice President of Strategic Initiatives and GM, MSN ..... Zach Leonsis
Chief Marketing Officer ..... Hunter Lochmann
Senior Vice President of Capitals Sales & Arena Events ..... Darren Montgomery
Senior Vice President of Executive Suites ..... Rick Moreland
Chief People Officer ..... Kelly Skoloda
Senior Vice President of Ticket Operations ..... Chris Sheap

Administration

Vice President of Administration ..... Patricia Maccin
Senior Director of Information Technology ..... Brian McPartland
Administrative Assistant ..... Valerie Howell
Administrative Assistant ..... Chuquita Pettus

Communications

Vice President of Communications ..... Sergey Kocharov
Manager of Media Relations and Content ..... Tommy Chalk
Senior Manager of Communications and Publicity ..... Megan Eichenberg
Assistant Manager of Media Relations ..... Chase Pyke
Senior Editor and Content Strategist ..... Mike Vogel

Monumental Sports & Entertainment Foundation

Executive Director, MSE Foundation ..... Elizabeth Pace
Director, MSE Foundation ..... Kelly Compton
Manager, MSE Foundation ..... Michael Pierce

Broadcasting

Senior Director of Radio Broadcasting/Radio Play-by-Play ..... John Walton
Radio Analyst ..... Ken Sabourin

Washington Capitals Club Directory

Marketing

Vice President, Marketing....Amanda Tischler
Senior Director of Marketing....Megan Garner
Director, Youth Hockey Development....Peter Robinson
Senior Manager of Marketing and Fan Development....Liz Wardlow
Manager of Youth Hockey....Jessie Thompson
Marketing Coordinator....Erica Sandidge
Director of Advertising....Kristie Shields
Senior Director of Digital Media....James Heuser
Manager of Digital Media....Zach Guerette
Digital Media Correspondent....Taryn Bray
Senior Managing Web Developer....Maggie Wenz
Manager of Community Relations....Heidi Hafker
Grassroots Hockey Coordinator....Andrew Nash
Senior Director of Game Entertainment....Tyler Hines
Manager of Game Entertainment....Alexa Tanzi
Game Presentation Coordinator....Matthew Meyer
Mascot Coordinator....Andrew Hill
Graphic Designer....Andrew Mattice

Global Partnerships

Vice President of Global Partnerships....Roger Moskowitz
Vice President of Global Partnerships....Bob Rossi
Vice President of Global Partnerships....Lee Stacey
Vice President of Global Partnerships....Lew Strudler
Senior Director of Global Partnerships....Michael Merolla
Senior Director of Global Partnership Solutions....Greg Monares
Director of Global Partnerships....John Blume
Director of Global Partnerships....Erik Leibovitz
Global Partnerships Account Executive....Chase Leonard
Senior Manager of Global Partnership Marketing....Andrea Martynec
Senior Manager of Global Partnership Marketing....Letitia Petrillo
Senior Manager of Global Partnership Marketing....Mindy Pipes
Global Partnership Marketing Manager....Jack Dennehy
Global Partnership Marketing Manager....Matt Kronzek
Global Partnership Marketing Manager....Krystin Lawson
Global Partnership Marketing Manager....Haley Leonard
Global Partnership Marketing Coordinator....Hayden Terlip
Manager of Global Partnership Strategy....Mallory Walker
Global Partnerships Renewal and Retention....Patsy Coyle
Global Partnerships Specialist....Mike Ratzenberger
Manager of Global Partnership Design....Britton Spark
Global Partnership Design Manager....Katie Spence

Finance

Senior Director of Accounting....Jill Ruehle
Staff Accountant....Mary Clamp
Accounts Payable....Alex Guerere

Ticket Sales & Service

Senior Director of Membership Services....Greg Gosselin
Membership Services Manager....Samantha Kurdyla
Membership Services Manager....Katherine Mann
Membership Services Manager....Allie Smith
Membership Services Manager....Laura Turnbull
Membership Services Specialist....Lexie Byrne
Membership Services Specialist....Cody Taduran
Director of Ticket Operations....Jordan Cookler
Director of Ticket Sales....Steve Zarick
Senior Manager of Ticket Operations....Steve Kaufman
Coordinator of Tickets Sales and Services....Melissa Moore
Senior Regional Sales Manager....Jaclyn Benjamin
Manager of Ticket Operations....Christian Jensen
Assistant Manager of Ticket Sales....Molly McShalley
Regional Sales Manager....Matt Bechtel
Regional Sales Manager....Marc Bezbatchenko
Regional Sales Manager....Vince Carollo
Regional Sales Manager....Zach Gezo
Regional Sales Manager....Aaron Freeman
Regional Sales Manager....Sam Lowenthal
Regional Sales Manager....Devin Mauck
Regional Sales Manager....Alberto Sanchez
Regional Sales Manager....Peter Sullivan
Senior Director of Arena Event Sales....Jill Buxbaum
Senior Manager of Corporate Sales....Jim Anderson
Senior Manager of Corporate Sales....Jimm Bonk
Senior Manager of Corporate Sales....Pete Sekulow
Manager of Corporate Sales....Mark Cormack
Manager of Group Sales and Arena Events....Meredith Pipkin
Manager of Group Sales and Arena Events....Ashley Miller
Director of Amateur Hockey Sales....Tim Bronaugh

Suites

VP of Client Services....Lorin Hranicka
Senior Director of Sales....Richard Garrard
Senior Director of Sales....Greg Turner
Senior Director of Sales....Bruce Zalbe
Senior Manager, Strategic Partnerships....Tricia Aok
Sales Manager....Brian Dean
Sales Manager....Vlady Entin
Sales Manager....Ron Potter
Sales Manager....Evan Waghelsteini
Client Services Manager....Rachel Northridge
Senior Director of Operations....Kerry Gregg
Assistant Director of Operations....Sharlett Nobles
Box Office Manager....Stephanie Zok

Television Rightsholder

Television Rights Holder....NBC Sports Washington
Television Play-by-Play....Joe Beninati
Television Analyst....Craig Laughlin
Television Reporter....Al Koken
Studio Analyst....Alan May

Capital One Arena

Capital One Arena is a 20,000-seat multi-purpose sports and entertainment venue, owned and operated by Monumental Sports & Entertainment, in the Penn Quarter neighborhood of Chinatown in downtown Washington, D.C. The arena is home to the NBA's Washington Wizards, the NHL's Washington Capitals, the AFL's Washington Valor and the NCAA's Georgetown Hoyas men's basketball team.

Boasting an average of 220 events per year, Capital One Arena is the heart of an $9.2 billion redevelopment that began more than 20 years ago when the arena was built and opened on Dec. 2, 1997. Since then the privately-financed arena in downtown Washington has hosted nearly 50 million people and more than 4,700 events.

The surrounding neighborhood throughout the years has been rejuvenated by a plethora of restaurants, condominiums and businesses, making the Seventh Street corridor an entertainment destination.

In June 2010, Ted Leonsis became the majority owner of Capital One Arena and formed Monumental Sports & Entertainment (MSE). MSE includes ownership of the NBA's Washington Wizards, the NHL's Washington Capitals, the WNBA's Washington Mystics, the AFL's Baltimore Brigade and Washington Valor, NBA G-League's Capital City Go-Go, NBA 2K League's Wizards District Gaming and Capital One Arena. Monumental Sports & Entertainment also manages MedStar Capitals Iceplex, the MedStar Wizards District Gaming Studio, the MedStar Wizards Performance Center at the new arena on St. Elizabeths Campus in southeast Washington, D.C., and EagleBank Arena at George Mason University. In January 2013, MSE launched Monumental Sports Network, the mid-Atlantic region's top direct-to-consumer destination for exclusive fan experiences and original sports content across desktop, tablet, mobile and OTT streaming devices.

As an arena in the heart of downtown Washington, D.C., Capital One Arena has hosted a multitude of high-profile events in its history, ranging from the 2018 and 1998 Stanley Cup Finals to the NBA (2001) and WNBA (2002, 2007) All-Star games to the 2003 World Figure Skating Championship, the ACC Men's Basketball Tournament (2005, 2016), the first and second rounds of the NCAA Division I men's basketball tournament (1998, 2002, 2008) as well as the second and third rounds (2011), the Big Ten Men's Basketball Tournament (2017) and the A10 Men's Basketball Tournament (2018). In 2019, the NCAA East Regional returned to Capital One Arena for the third time. The ACC Men's Basketball Tournament will return to D.C. in 2021.

Entertainment at the arena would not be complete without concerts and family shows ranging from all-time greats to current-day chart-topping artists. In the 22-year history of the arena some of the artists who have roamed the halls and mastered the stage at Capital One Arena include: U2, Lady Gaga, Madonna, The Three Tenors, Barbra Streisand, Bon Jovi, Prince, Tim McGraw & Faith Hill, Beyonce, the Dalai Lama, Tina Turner, Keith Urban, Paul Simon and Sting, Taylor Swift, Elton John, Usher, Disney on Ice and WWE.

In terms of history, two events have taken place every single year in the building dating back 40 plus years to the old Capital Centre, making them the longest tenured events between both buildings: the Harlem Globetrotters (1973) and the Washington International Horse Show (1975).

Other amenities in the arena include the Etihad Airways Lounge, The Ultra Club, Players Club, Devils Backbone Lounge and the Team Store. VIDA Fitness and Bang Salon, McDonald's, Chipotle, Dunkin Donuts and Hertz also have retail locations at the arena.

Capital One Arena

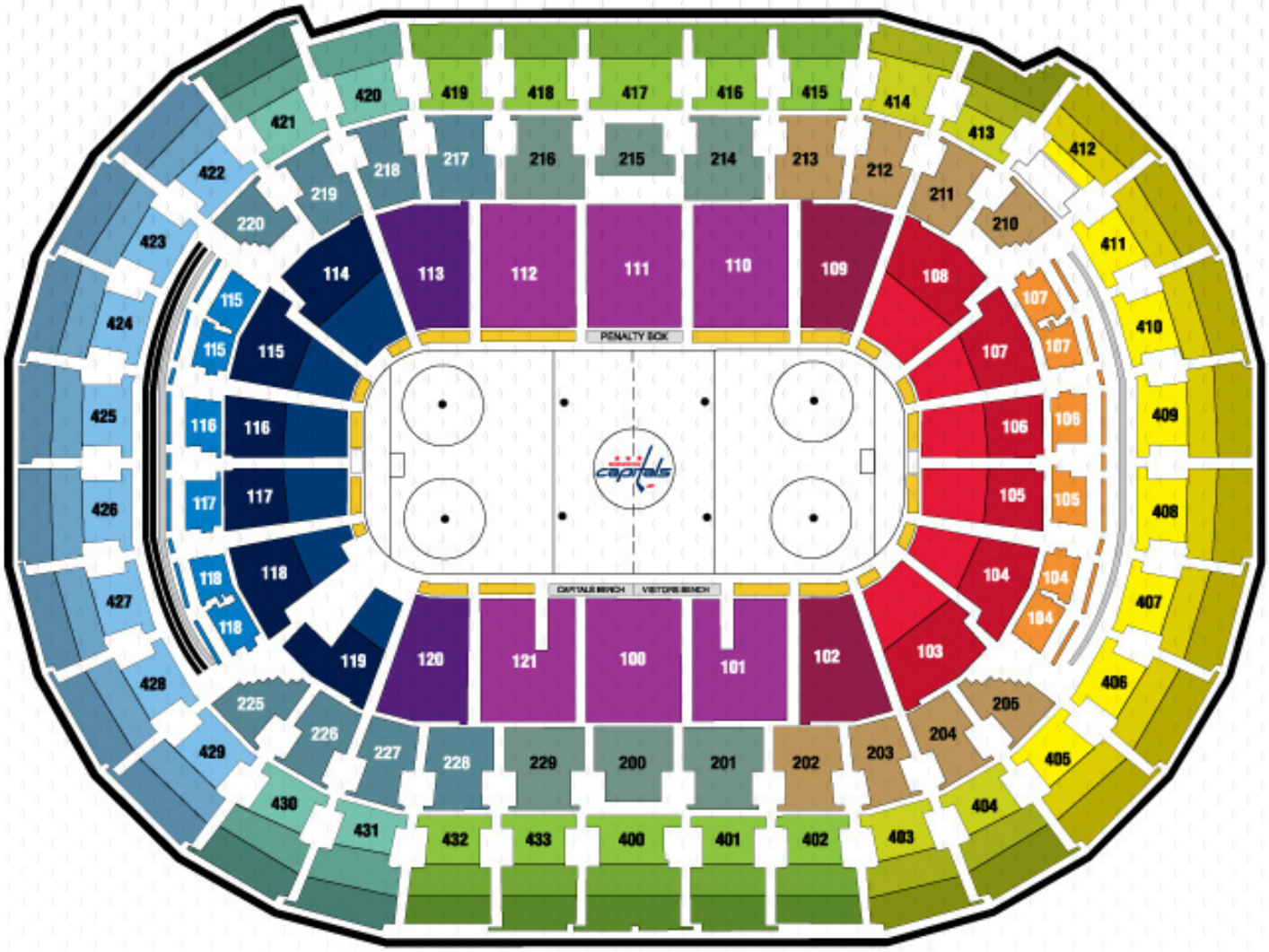

SINGLE-GAME TICKET INFORMATION

For individual-game tickets please call 202-397-SEAT or order online at WashingtonCaps.com and Ticketmaster.com. You can also purchase in person at any Ticketmaster location or the Capital One Arena Box Office.

TICKET PLAN AND GROUPS INFORMATION

For information on Caps ticket plans and group sales, please call 202.266.CAPS (2277) or visit WashingtonCaps.com

Capital One Arena Box Office Hours:
Monday – Saturday, 10 am – 5:30 pm

Accessible seating info 202-661-5065; TTY 202-561-5066

MedStar Capitals Iceplex

MedStar Capitals Iceplex

The Washington Capitals ushered in a new era for the franchise in 2006 with the opening of MedStar Capitals Iceplex, a community ice rink in Arlington, Va., that serves as the Capitals' training facility and home to the team's administrative offices. The project, a joint venture between the Washington Capitals and Arlington County, is located on the eighth level of the parking garage attached to Ballston Quarter.

The 137,000-square-foot facility includes two NHL-size ice rinks with seating for approximately 1,200, office space, two pro shops, a snack bar, media facilities and additional space for special events. The 20,000-square-foot, state-of-the-art training center for the Capitals features a large weight and fitness room, extensive athletic-training and medical facilities, spacious locker-room and lounge areas, a theater-style classroom and a high-tech video room.

MedStar Capitals Iceplex hosted Capitals training camp for the 13th year in 2019. It has also played host to 12 Capitals summer development camps and the unveiling of the team's new logos and jerseys in 2007. In 2013, MedStar Capitals Iceplex hosted the United States Olympic Men's National Team Orientation Camp, designed to assist in the preparation of the 2014 U.S. Olympic Men's Ice Hockey Team that competed at the XXII Olympic Winter Games in Sochi, Russia. It also hosted the U.S. Under-18 Select Team and U.S. Under-17 Select Team in 2015.

The structure was built atop the existing seven-story public parking garage at the corner of North Glebe Road and North Randolph Street in the heart of Ballston. The $42.8 million project, designed by Architecture Inc. of Reston, Va., included the addition of an eighth level of parking to the garage. MedStar Capitals Iceplex is the only rink in the United States built eight or more stories above street level.

The facility is the first indoor ice rink inside the Capital Beltway in Virginia and just the second facility of its kind anywhere inside the Beltway (Ft. DuPont Ice Rink in D.C. is the other). With the Orange and Silver Line reaching the Ballston Metro Station nearby, MedStar Capitals Iceplex is the only community rink located on the Metrorail system.

The two ice sheets offer an estimated 12,000 hours of ice time per year for use by youth, high school and college hockey teams, figure skating, synchronized skating, recreational skating, learn-to-skate programs and hockey and broomball. The Washington Little Capitals, a top tier 1 program, play at the facility as well as the recently developed Capitals Hockey Academy Travel teams and Rooftop Hockey House League. At least 500 hours of ice time are donated by the Capitals to Arlington County to offer the economically disadvantaged and physically and mentally challenged members of the community an opportunity to use the facility.

MedStar Capitals Iceplex Quick Facts

Location: Arlington, Va.
Ice Sheets: Two, 200' x 85'
Square Footage: 137,000
Seating: Approx. 1,200
Project Cost: $42.8 million
Architect: Architecture Inc.
General Contractor: Sigal Construction

Address

627 N. Glebe Rd. Suite 850
Arlington, VA 22203

For More Information

To learn more about public skating, hockey, broomball and other activities at MedStar Capitals Iceplex:
Visit: www.medstarcapitalsiceplex.com
Write: info@medstarcapitalsiceplex.com
Call: 571.224.0555

Directions

From Washington, D.C. – Take Constitution Ave. west, toward the Lincoln Memorial ... take I-66 West ... take exit 71/Glebe Rd. and take a left on to Glebe Rd. ... pass Wilson Blvd. and the rink is on the eighth level of the parking garage attached to Ballston Quarter.

From National Airport – Take George Washington Parkway North toward Arlington ... take I-66 West ... take exit 71/Glebe Rd. and take a left on to Glebe Rd. ... pass Wilson Blvd. and the rink is on the eighth level of the parking garage attached to Ballston Quarter.

From Dulles Airport – Dulles Toll Road (Rt. 267 East) to I-66 ... take I-66 East ... take exit 71/Glebe Rd. and take a right on to Glebe Rd. ... pass Wilson Blvd. and the rink is on the eighth level of the parking garage attached to Ballston Quarter.

From BWI Airport – Take I-195 West to I-95 ... take I-95 South to the Capital Beltway (I-495) ... take I-495 West into Virginia ... take George Washington Parkway South ... take I-66 West ... take exit 71/Glebe Rd. and take a left on to Glebe Rd. ... pass Wilson Blvd. and the rink is on the eighth level of the parking garage attached to Ballston Quarter.

From Metrorail – MedStar Capitals Iceplex is located two blocks from the Ballston stop on the Orange or Silver Metro line ... Follow Stuart Street to Ballston Quarter and take the parking garage elevators to the eighth level.

ALL CAPS

OWNERSHIP & STAFF

Ted Leonsis

Founder, Chairman, Principal Partner and Chief Executive Officer Monumental Sports & Entertainment

Ted Leonsis is founder, chairman, principal partner and chief executive officer of Monumental Sports & Entertainment (MSE), one of the largest integrated sports and entertainment companies in the country with one of the most diverse partnership groups in all of sports. MSE owns and operates the NHL's 2018 Stanley Cup Champion Washington Capitals, NBA's Washington Wizards, WNBA's Washington Mystics, AFL's 2018 Arena Bowl Champion Washington Valor and Baltimore Brigade, NBA G League's Capital City Go-Go, NBA2K League's Wizards District Gaming (NBA2K) and Capital One Arena in downtown Washington, DC. The partnership operates MedStar Capitals Iceplex, the Washington Capitals' training facility and front office headquarters, and George Mason University's EagleBank Arena. MSE is also co-owner of aXiomatic, which has controlling interest in global esports franchise Team Liquid. Mr. Leonsis is co-executive chairman of aXiomatic.

MSE -- a sports, entertainment, media and technology company -- was formed in June 2010 and serves a thriving regional sports community. It is the only privately-held company in a top-10 market to own and operate seven professional sports teams and an arena.

The company also owns Monumental Sports Network, a first-of-its-kind regional sports network for digital, mobile and over-the-top platforms that allows users to access content whenever and wherever they want.

MSE and NBC Sports Washington, part of the NBC Sports Group, have developed an advanced media partnership that includes NBCSW's exclusive media rights to the Capitals and Wizards, and saw MSE become an equity partner in NBCSW. NBC Sports Group has also invested in Monumental Sports Network, creating a cross-equity leadership structure.

As part of a joint venture with the DC Mayor's Office and Events DC, Monumental unveiled a brand-new sports and entertainment facility in Southeast DC on the St. Elizabeths East campus, which opened in the Fall of 2018. The new venue and basketball facility includes a practice court for the Wizards and serves as the Mystics and Go-Go home court. The arena is part of the St. Elizabeths East Campus redevelopment and is expected to generate significant expansion of arts, cultural, entertainment and civic programming. This project is designed to be a catalyst for new opportunities in Ward 8 and citywide and create a destination for residents and visitors.

Mr. Leonsis serves on the Board of Governors for the NBA and NHL as well as on the Executive Committee of the NHL. He is also chairman of the NBA media committee.

Revolution and Venture Capital Investor

Mr. Leonsis is a co-founder and partner at Revolution Growth, which invests speed-up capital in businesses outside of Silicon Valley that are leveraging technology and new models to disrupt existing, multi-billion dollar industries. The firm makes a select group of investments each year, typically investing $25-50 million per deal, and invests in some of the economy's largest sectors including sports, media, entertainment and education technologies, transportation, energy, financial services, food and government services. Investments include companies such as Sportradar USA, DraftKings, Bedrock Manufacturing (parent company of Shinola and Filson), Resonate, Optoro, CustomInk, Cava and sweetgreen. He also serves on the boards of several public companies ranging from American Express to Groupon.

He also has made investments and owned equity in numerous companies, including Google, AOL, Revolution Money, AddThis, Preview Travel (Travelocity), GridPoint, Inside.com, MobilePosse, ObjectVideo, Vox Media, Zedge, Triporati, Personal, I-Village, Proxicom, Cricket Media, MediaBank, Two Harbors, Algentis, Social Radar and Forbes' Travel Guide.

Filmmaker and Digital Entrepreneur

Mr. Leonsis created and produced the award-winning film "Nanking." The film premiered at the 2007 Sundance Film Festival and was awarded the Documentary Editors Award. The film went on to win a Peabody Award and an Emmy Award. The film was distributed theatrically, appeared on HBO and is one of the most viewed documentaries of all time because of its wide distribution in theater and on television throughout China. Mr. Leonsis also produced the documentary film "Kicking It," which premiered at the 2008 Sundance Film Festival and aired on ESPN. He then produced "A Fighting Chance," which aired on ESPN in 2010. In 2013 he produced "Lost for Life," a documentary that explores juvenile offenders who have been sentenced to life without parole. "Lost for Life" was broadcast in 58 countries in 2014 and garnered both critical acclaim and ratings success. Most recently he produced the documentary "We the People: The Market Basket Effect," which aired on Pivot and iTunes and was released theatrically.

Mr. Leonsis is founder and chairman of ViewLift, a full-service content distribution platform for the web, OTT and mobile, which empowers media companies, sports leagues and teams, education providers and others to monetize their content through native branded apps on every major digital device. ViewLift offers a complete end-to-end solution for creating, launching and monetizing video applications across 28 device platforms, including mobile, over-the-top, connected TV and game consoles. Mr. Leonsis also is the founder, chairman and largest shareholder in SnagFilms, which has more than 5,000 movies, TV show episodes, documentaries and original comedy shorts in its free, online digital library.

Philanthropy

Through the Leonsis Foundation, his sports teams, the Monumental Sports & Entertainment Foundation, SnagFilms and his family's personal giving, Mr. Leonsis supports hundreds of charities each year. In 2015 Mr. Leonsis was named chairman of the board of DC-CAP (District of Columbia College Access Program), which is dedicated to encouraging and enabling DC public high school students to enroll in and graduate from college.

Other highlighted charities and causes include Best Buddies, DC Central Kitchen, See Forever Foundation, Venture Philanthropy Partners, Street Soccer USA, YouthAIDS, GlobalGiving.org, College Success Foundation - District of Columbia, Potomac School, Georgetown University, Children's Hospital, Potomac Valley Amateur Hockey Association, Salvation Army Angle Tree, Alliance for Lupus Research, Serve DC, Fort Dupont Ice Arena and Ice Hockey Club, USO of Metropolitan Washington, Capital Area Food Bank, Flashes of Hope, Inova Health System Foundation, UNICEF, obesity prevention and numerous local schools and cancer research and awareness programs.

As the former vice chairman of Washington 2024, Mr. Leonsis assumed a leading role in guiding the region's bid for the 2024 Summer Olympic and Paralympic Games. In June 2014, the United States Olympic Committee identified Washington and three other cities as potential locations.

AOL

During his almost 14-year career at AOL, Mr. Leonsis served as president of America Online Services Company, president of AOL Studios, president of AOL Web Properties, vice chairman and president of AOL Core Services, vice chairman and president of AOL Audience Business and vice chairman emeritus. The company recorded its greatest levels of innovation and growth under his leadership, and in May 2010 AOL named a central office tower The Leonsis Creative Center in his honor. Mr. Leonsis retired from active management of AOL in 2006.

Author

Mr. Leonsis has authored numerous books, including "Blue Magic: The People, Power and Politics Behind the IBM PC" and "The Business of Happiness: 6 Secrets to Extraordinary Success in Work and Life."

Leonsis Facts

- Blogs regularly at Ted's Take (TedsTake.com)
- Previously served a 12-year term on the board of directors at Georgetown University
- Coined term "filmanthropy" to signify films that shine a light on important topics and activate charitable giving (2006)
- Created a 101-item life-list following an early 1980s reckoning and has checked off 83 of the 101 things to do
- Founded the first new media company: Redgate Communications in 1986
- Coined the phrase "New Rules – New Media" in 1987
- Co-invented successful board game "Only in New York" (1983)
- Founded six personal computer magazines between 1981 and 1988
- Served as mayor of Orchid, Fla. (1990-94)

Awards and Honors

- Emmy Award
- Peabody Award
- Sports Business Journal 50 Most Influential People in Sports Business
- Washington Business Man of the Year
- Washington CEO of the Year
- Washingtonian of the Year
- Georgetown University John Carroll Award
- United States Sports Academy Theodore Roosevelt Meritorious Achievement Award
- Greater Washington Urban League Unsung Philanthropist Award
- TAPS Engaged Philanthropist Award
- Tech Council of Maryland Lifetime Achievement Award
- Northern Virginia Technology Council Hall of Fame Award
- Top 10 Creative Executives in America
- Top 20 Most Powerful People in Sports
- Lowell (Mass.) High School Alumni Hall of Fame

Dick Patrick

Vice Chairman and Partner Monumental Sports and Entertainment; and President, Washington Capitals

Dick Patrick has been part of the Washington Capitals organization since 1982 and was one of Ted Leonsis's original partners when Monumental Sports & Entertainment was formed in June 2010. Mr. Patrick is President of the Capitals and Vice Chairman of Monumental Sports & Entertainment. For the first five years of MSE's existence, Mr. Patrick also assumed initial responsibility as Chief Operating Officer and was involved in all facets of operating three professional sports franchises – the Capitals, Washington Wizards and the Washington Mystics – and Capital One Arena.

For three generations the family name of Patrick has been synonymous with the sport of hockey and the National Hockey League. Mr. Patrick's grandfather, Lester Patrick, was the longtime coach and general manager of the New York Rangers. In his honor, the Lester Patrick Trophy is awarded annually for "outstanding service to hockey in the United States." It was Lester who instilled in his family the desire to remain active in the advancement of the sport of hockey and the National Hockey League. Mr. Patrick's father, Muzz, and uncle, Lynn, both played on the 1940 New York Rangers team that captured the Stanley Cup. In October 2012, Dick Patrick was awarded the Lester Patrick Trophy for his contributions to hockey in the United States. Mr. Patrick and his son, Chris, who is the Capitals director of player personnel, became the sixth and seventh members of the Patrick family to win the Stanley Cup in 2018, a tradition that goes back 100 years in their legendary family.

Mr. Patrick's cousin, Craig Patrick, played for the Capitals from 1977-79. He won two Stanley Cups as general manager of the Pittsburgh Penguins and was enshrined in the Hockey Hall of Fame in November 2001 in the "builder" category.

Before Mr. Patrick's arrival, the Capitals had never advanced to postseason play. In his 36 seasons with the club, Washington has qualified for the playoffs 29 times – including the team's Stanley Cup championship in 2018, the run to the Stanley Cup Final in 1998 and three Presidents' Trophy-winning teams (2009-10, 2015-16, 2016-17).

In addition to his commitment to the Capitals, Mr. Patrick previously served as co-chairman of the Washington, D.C., Division of the Fighting Blindness League. FBL, a charity event sponsored by the National Hockey League, benefits the Foundation Fighting Blindness in the fight against retinal degenerative diseases. Held in nine NHL cities on the eve of the Stanley Cup playoffs, FBL gives participants the chance to "own" an imaginary NHL franchise and participate in a rotisserie-style fantasy draft of NHL players.

Born in 1946 in Victoria, B.C., Mr. Patrick grew up in the United States. He earned his undergraduate degree from Dartmouth College and a law degree from the Washington College of Law at American University. He has developed commercial real estate in the Washington, D.C., area for more than 20 years and, while raising children who have skated within local youth hockey programs, he has been instrumental in increasing the Capitals' involvement in youth programs throughout the area.

Monumental Sports & Entertainment

Monumental Sports & Entertainment owns and operates five professional sports teams: the NBA's Washington Wizards, NHL's Washington Capitals, the WNBA's Washington Mystics and the AFL's Baltimore Brigade and Washington Valor. Monumental, which merged Lincoln Holdings and Washington Sports and Entertainment on June 10, 2010, also owns and operates Capital One Arena, the premier sports and entertainment venue in Washington, D.C. Additionally, the group operates Kettler Capitals Iceplex, the Capitals' state-of-the-art training facility in Arlington, Va., and George Mason University's Patriot Center, located in Fairfax, Va.

Monumental Sports & Entertainment operates in the nation's fifth-biggest media market and is one of the largest integrated sports and entertainment companies in the country with one of the most diverse partnership groups in all of sports.

MONUMENTAL

Raul Fernandez
Vice Chairman and Partner, Monumental Sports & Entertainment

Raul J. Fernandez is an entrepreneur, investor, philanthropist and strategic partner who brings more than two decades of executive experience scaling innovative and rapidly growing technology companies. In addition to his role at Monumental, he is an investor in disruptive companies including Undercover Colors, SyncThink, Radius Networks, Cloud9 eSports, Professional Fighters League (MMA) and Snap+Style Business. Mr. Fernandez also serves as a special advisor to global equity firm General Atlantic Partners. He serves on the board of directors at Kate Spade & Company, AtSite Inc. and Perfect Sense Digital. A native Washingtonian and University of Maryland graduate, Mr. Fernandez is an active philanthropist in D.C. regional nonprofits focused primarily on educational reform.

Sheila C. Johnson
Vice Chairman and Partner, Monumental Sports & Entertainment
President and Managing Partner, Washington Mystics

Sheila C. Johnson is an entrepreneur and philanthropist whose accomplishments span the arenas of hospitality, sports, TV/film, the arts and humanitarian causes. She is CEO of Salamander Hospitality, LLC, overseeing a growing portfolio of luxury properties and lifestyle businesses. Ms. Johnson is the only African American woman to have a principal shareholder stake in three professional sports teams: Wizards, Capitals and Mystics, for which she serves as governor. She also serves on the board of the Greater Washington Partnership focused on strengthening the region's commerce and innovation. Ms. Johnson is known as a TV pioneer, having been a founding partner of Black Entertainment Television.

Monumental Sports & Entertainment Partners

David T. Blair is chairman of Accountable Health Solutions Inc., a healthcare services company that develops technology-enabled solutions to improve quality, increase efficiency and reduce costs in the delivery of healthcare. From its founding in 1998 through 2012, Mr. Blair served as chairman and chief executive officer of Catalyst Health Solutions Inc., a Fortune 500 company. Catalyst was acquired by SXC Health Solutions in 2012 for $4.8 billion. Through their family foundation, Mr. Blair and his wife, Mikel, support a number of local and national philanthropic organizations. He also serves as a board member and acts in an advisory capacity to several corporations and nonprofits.

Scott Brickman is CEO of The Brickman Group, the largest commercial landscape maintenance firm in the U.S. with over 10,000 employees, 170 owned and operated branches and serving 30 states throughout the country. Mr. Brickman has served as a board member and in an advisory capacity to many organizations, including Kellermeyer Building Services, ICON, Sequel Health Services and Kratos Global Strategies. He and his wife, Patrice, are involved in many philanthropic causes, including Neediest Kids and Visible Men, where Mr. Brickman sits on the board, the National Center for Women and Children, Stepping Stones Shelter, the Barbara Bush Foundation Celebration of Reading and the Cystic Fibrosis Foundation.

Neil D. Cohen is the CEO of Snapfish.com and president and chief executive officer of District Photo Inc., which is one of the largest direct-to-consumer digital print, variable data printer and gift fulfillment services in the world. He started with the company in 1976 and has been president and CEO since 1989. Mr. Cohen, a native of Washington, D.C., is the past president of the Photo Marketing Association International. He is also involved in numerous business groups, including the World Presidents' Organization, and a wide-range of philanthropic organizations serving children's needs, education, faith-based organizations and health-related causes.

Jack Davies was the founder and president of AOL International and now serves on the board of directors of Scholastic. Prior to joining AOL in 1993, Mr. Davies was managing director of Citicorp's London-based consumer mortgage business after serving as vice president, Europe, for RCA Records. Active in philanthropy in the D.C. area, Mr. Davies serves on a number of boards, including the board and executive committee of Venture Philanthropy Partners. In addition, he is on the board of See Forever Foundation, CharityWorks, Teach For America – DC Region and The Economic Club of Washington, D.C.

Richard D. Fairbank is founder, chairman and chief executive officer of Capital One Financial Corporation, a broadly diversified financial services company ranked 130th on the Fortune 500. Mr. Fairbank has been recognized for his community and industry leadership, including his 2008 appointment to the President's Council on Service and Civic Participation. He was also honored as a 2008 Washington Business Hall of Fame Laureate and was named 2006 Banker of the Year by the American Banker. Mr. Fairbank has been recognized as one of the top "100 CEO Leaders In STEM" by STEMconnector in partnership with US News and World Report, the Business-Higher Education Forum and Fortune magazine.

Michelle DiFebo Freeman is the owner and CEO of the Carl M. Freeman Companies, a real estate company that specializes in land acquisition, planning, development, redevelopment and management. Ms. Freeman is president and chairman of the Carl M. Freeman Foundation and is the founding chairman of the Joshua M. Freeman Foundation, which honors her late husband. A founding member of Venture Philanthropy Partners, Ms. Freeman serves on the board of CharityWorks and the Landon School in Bethesda, MD. She has also chaired AfterDark@THEARC in Southeast D.C. and annually participates in Covenant's House Executive Sleep-Out. Ms. Freeman is active in YPO, the Urban Land Institute and the ICSC organization. In 2013 Elle Magazine named her as one of the 10 Most Influential Women in Washington, D.C.

Richard Kay is currently chairman of Sentrillion Inc., a border security, cyber-security, information assurance and healthcare managed services company. He is the former founder, chairman and CEO of OTG Software, a leader in the data storage software company that he founded in 1992. OTG became the leader in online data storage solutions. Mr. Kay currently serves on the board of directors of the University of Maryland School of Engineering. He is a special partner with ABS Capital, a multibillion-dollar equity investment firm focused on healthcare, IT and media companies. Mr. Kay is also an honorary member of the board of directors of Venture Philanthropy Partners.

Jeong H. Kim is chairman of Kiswe Mobile Inc., a startup focusing on interactive mobile video. Dr. Kim also served as president of Bell Labs, the communication industry's most heralded research organization. His early career encompassed computer design, satellite systems design and data communications, including seven years as a nuclear submarine officer in the U.S. Navy. Dr. Kim currently serves on the boards of Samsung Electronics Co., ARRIS International Plc., and the Nuclear Threat Initiative. He is a member of the National Academy of Engineering, who named him one of the 10 most influential Asian Americans. In January 2014 the government of France awarded him membership in the Legion of Honor for his services in global technology.

Mark D. Lerner, representing members of the Lerner, Cohen and Tanenbaum family, is a principal owner of the Washington Nationals Baseball Club and a principal of Lerner Enterprises, a real estate development, management and investment company concentrated in the Washington, D.C., metropolitan area. Mr. Lerner and his family are leading philanthropists in the region, supporting numerous organizations and causes. He currently serves as a trustee of the Jewish Community Center of Greater Washington, and as a member of the board of Hillel at The George Washington University.

Roger Mody is the founder and chairman of The Mody Foundation, whose goal is to provide higher education, health-based and athletics funding for economically disadvantaged inner-city children. The Mody Foundation has been actively involved in the Washington-area philanthropic community, participating with the St. Jude's Children's Research Hospital, Juvenile Diabetes Research Foundation, The Orphan Network, National Multiple Sclerosis Society and the Easter Seals. Mr. Mody is also an associate publisher of Inc. Magazine and is the former chairman and CEO of SIGNAL Corporation. He was a charter member of the Redskins Leadership Council and is currently a member of the MSE Foundation board of directors.

Monumental Sports & Entertainment



Anthony Nader is managing director of SWaN & Legend Venture Partners, a portfolio of widely diversified investments, including growth-oriented companies, startup ventures, domestic and international real estate holdings and the Washington Nationals Baseball Club. In addition, Mr. Nader is vice chairman at Asurion. He serves on a number of volunteer and for-profit boards, including serving as chairman of the Inova Health System Board of Trustees. Mr. Nader is a member of Venture Philanthropy Partners, The Economic Club of Washington, D.C. and the YPO Gold (formerly the World Presidents' Organization).

Fredrick D. Schaufeld founded NEW Corp. (now NEW Asurion Corp.) the world's largest consumer product protection company, employing over 18,000 people throughout the globe. In 2006, Mr. Schaufeld founded SWaN Investors (predecessor to SWaN & Legend Venture Partners) with Tony Nader and Cliff White. He serves on boards of CustomInk, KIND, José Andrés' Think Food Group, Noodle Companies and Sugar 23. Mr. Schaufeld is a partner in the Washington Nationals, Team Liquid and the Professional Fighters League. He is a member of Venture Philanthropy Partners and is an active supporter of the Schaufeld Family Heart Center of the Inova Loudoun Hospital, the Fredrick D. and Karen G. Schaufeld Lower School of Loudoun Country Day School and the Fredrick D. Schaufeld Scholarship Program.

Earl Stafford is the chairman and CEO of The Stafford Foundation, a faith-based, nonprofit organization providing services to empowering self-reliance among the disadvantaged and underserved. Mr. Stafford is the former chairman and CEO of UNITECH, a technology solutions company delivering training programs, simulation and homeland security systems for the federal government. He also enjoyed a distinguished career in the U.S. military. Mr. Stafford currently serves on the boards of the Joint Center for Political and Economic Studies, Drexel University, Wesley Theological Seminary, Venture Philanthropy Partners and Business Executives for National Security.

George P. Stamas is a senior partner in the Washington and New York offices of the international law firm Gibson, Dunn & Crutcher LLP. He has been listed numerous times in Chambers USA: America's Leading Lawyers and Best Lawyers in America. Mr. Stamas was the former vice chairman of the board of Deutsche Banc Alex Brown Inc., a founding board member of FTI Consulting (NYSE) and serves on the boards of NexCen Brands Inc., Gridpoint Technologies, Medicity Inc. and MidOcean Partners. He is a venture partner of New Enterprise Associates and is active in numerous local and national civic affairs, including the Council on Foreign Relations, the Shakespeare Theatre Company, Leadership 100, Caves Valley Golf Club, the Baltimore Orioles and is an Archon of the International Order of St. Andrew.

Cliff White was a founding partner and the financial architect of NEW Customer Service Companies Inc. (NEW), the nation's leading provider of extended service plans and buyer protection programs for consumer products. He is also a partner in SWaN Investors, a diversified private investment fund with more than two dozen investments, including the Washington Nationals Baseball Club. Mr. White is an active philanthropist, serving on the board of the Community Foundation of Montgomery County where he also chairs the Neighbors In Need Montgomery Fund and serves on the Sharing Montgomery Grants Committee. He and his wife are also donors and board members of Venture Philanthropy Partners serving children and youth of low-income families in the National Capital region.

MONUMENTAL

Brian MacLellan

Senior Vice President, General Manager and Alternate Governor

Brian MacLellan is entering his sixth season as general manager of the Capitals. MacLellan, 60, was named the sixth general manager in the Capitals history on May 26, 2014 and is entering his 18th season with Washington after serving as the team's assistant general manager, player personnel for the previous seven seasons.

With MacLellan at the helm, the Capitals won their first Stanley Cup in 2018 and are the only active team in the NHL to post five consecutive 100-point seasons. Since 2014-15, the Capitals have recorded the most points in the NHL (548) and the second most wins (253) and home wins (136). Of the 19 players to take the ice during the Cup-clinching win in Game 5, eight players were either signed, traded for or drafted by MacLellan, including three of the four players that scored in the game (Jakub Vrana, Devante Smith-Pelly and Lars Eller). The Capitals tied a NHL record with 10 road wins during the run and joined the 1991 Pittsburgh Penguins as the only teams to win the Stanley Cup despite trailing in all four series.

During MacLellan's tenure, the Capitals have won two Presidents' Trophies and four consecutive Metropolitan Division titles for the second time in franchise history (Southeast Division, 2007-08 through 2010-11).

In the 2016-17 season, the Capitals won their second consecutive Presidents' Trophy, marking the seventh time in NHL history a team has won the Presidents' Trophy in consecutive seasons. Washington posted a 55-19-8 record, marking the second-most wins and third-most points (118) in a season in franchise history. The Capitals recorded 55 wins in two straight seasons (2015-16: 56, 2016-17: 55), joining the Montreal Canadiens (1975-78) as the only teams in NHL history to win 55 or more games in consecutive seasons. Washington also earned 238 points in the prior two seasons at the time, marking the most points in two straight seasons since Montreal recorded 244 points from 1977-79.

In the 2015-16 season, Washington led the NHL with a record of 56-18-8 (120 points) and captured its second Presidents' Trophy in franchise history (2009-10). The Capitals set franchise records in wins and road wins (27) and MacLellan was named a finalist for the 2015-16 NHL General Manager of the Year Award.

In his first season, Washington posted a record of 45-26-11 (101 points), reaching the 100 point mark for the eighth time in team history and the first since the 2010-11 season.

In his previous role, MacLellan oversaw the club's professional scouting staff and worked closely with the team's American Hockey League affiliate, the Hershey Bears, who won the Calder Cup in 2006, 2009 and 2010. MacLellan, who served as a pro scout for the Capitals from 2000-03 prior to his promotion to director of player personnel, assisted and advised the general manager in all player-related matters.

MacLellan, who won a Stanley Cup with the Calgary Flames in 1989, recorded 413 points (172 goals, 241 assists) in 606 games during his 10-year NHL career with the Los Angeles Kings, New York Rangers, Minnesota North Stars, Calgary Flames and Detroit Red Wings. MacLellan also won a silver medal with Team Canada at the 1985 World Championship in Prague.

The Guelph, Ont., native played hockey at Bowling Green State University from 1978-82, registering 143 points (64g, 79a) in 160 games. MacLellan's 345 career penalty minutes rank sixth in school history. The 6'3" forward earned 63 points his freshman year, marking the second most points by a freshman in school history behind teammate George McPhee, who tallied 88 points the same season. Late in his junior season, MacLellan moved to defense, and was named an All-American defenseman and First-Team All-CCHA in 1982. MacLellan served as co-captain for the Falcons from 1980-82. He was elected to the Bowling Green Athletic Hall of Fame in 1987. MacLellan graduated with a bachelor of science in business administration from Bowling Green and earned his MBA in finance from the University of St. Thomas in 1995. He went on to work for an investment consulting firm in Minneapolis before joining the Capitals as a pro scout.

MacLellan, second from right, poses with the Capitals' 2019 first-round pick, Connor McMichael, at the 2019 NHL Draft in Vancouver.



MacLellan hoists the Stanley Cup following the Capitals' Game 5 win in Las Vegas.

Nicklas Backstrom waves to the crowd during a ceremony honoring him as the all-time franchise leader in assists as general manager Brian MacLellan and Washington Capitals owner Ted Leonsis look on before the start of a game against the New York Rangers at Verizon Center on April 11, 2015.

Ross Mahoney
Assistant General Manager

Ross Mahoney is entering his sixth season as assistant general manager with Washington. Mahoney served as the Capitals' director of amateur scouting for the previous 16 seasons. As assistant general manager, Mahoney is responsible for the NHL Entry Draft, the club's developmental programs, evaluations of opposing teams prospects and oversees the organization's amateur scouting staff. In Game 5 of the 2018 Stanley Cup Final, 12 players, all drafted during Mahoney's tenure, were in the lineup.

Prior to joining the Capitals, Mahoney was a scout with the Buffalo Sabres and Vancouver Canucks. He has coaching experience with the University of Regina, the Western Hockey League's Regina Pats and at the international level. He twice coached Team Western in the World Under-17 Challenge. In 1995, he coached Team Saskatchewan to the gold medal at the Canadian Winter Games.

Mahoney earned a degree in education from the University of Regina, where he played hockey for the Cougars. After graduating, he spent 17 years as a teacher.

Mahoney played junior hockey for the Tier II Regina Pat Blues and the Regina Pats in the WHL. He also played four years at the University of Regina, helping lead his team to two national finals. Mahoney was inducted as a player in the Saskatchewan Baseball Hall of Fame in 1997 and in the Saskatchewan Sports Hall of Fame in 1999.

Mahoney and his wife, Traci, reside in Regina, Saskatchewan. He has a son, Michael, and a daughter, Katie.

Don Fishman
Assistant General Manager, Director of Legal Affairs

Don Fishman is entering his 15th season with the Washington Capitals and 11th as assistant general manager and director of legal affairs. In this role, he handles player contract negotiations, player contract research and analysis, the club's day-to-day salary cap position, team salary cap strategic planning, the salary arbitration process, NHL and team salary cap analysis, and interpretation of NHL/NHLPA Collective Bargaining Agreement (CBA) issues. Fishman also assists the club's general manager with the day-to-day operations of the Capitals hockey operations department such as roster issues, player movement, preseason and regular season scheduling, budgeting, and training camp planning.

Fishman, who spent two seasons as director of legal affairs and hockey administration before his appointment to assistant general manager, also helped lead the organization's efforts on a number of other special projects, including attracting two World Cup of Hockey exhibition games to Washington in 2016, bringing the United States Men's Olympic Hockey Team Orientation Camp to the Capitals' Arlington, Virginia training facility in 2013, and bringing American Hockey League hockey games to Washington in 2012 and 2014. Fishman was also involved with the planning for two NHL Winter Classic outdoor hockey games involving the Capitals, held in Pittsburgh in 2011 and at Nationals Park in Washington D.C. in 2015. Finally, Fishman serves as legal counsel for the Capitals organization generally. His "capology" session for fans is an annual fixture at the Capitals Convention.

Prior to joining the Capitals, Fishman served as general counsel of two Washington, D.C. city government agencies. In his role with District government, he worked as part of the local host committee that successfully bid for the NCAA Men's Hockey Frozen Four, held in Washington, D.C. in 2009. Fishman also worked as a corporate and communications lawyer in Washington and Los Angles with Latham & Watkins and Ervin, Cohen & Jessup. Fishman, a native Washingtonian, graduated with an economics degree from Harvard College, where he also served as the radio voice of Harvard Hockey, and a law degree from UCLA School of Law.

Todd Reirden

Head Coach

Reirden, 48, is entering his second season as the Capitals' head coach. Reirden previously served as an associate coach from 2016-2018 and as an assistant coach from 2014-16.

In his first season as head coach, Reirden led the team to a 48-26-8 record, marking the second-best 82 game start as a head coach in franchise history. The Capitals claimed the Metropolitan Division and finished with the fourth best record in the NHL. The Capitals finished the season with a 24-15-2 record on the road, tied for the third most road wins in the NHL and tied for the second most in franchise history. Washington had seven players who reached the 20-goal plateau, tied with Columbus for the most in the NHL. Reirden became the second coach in franchise history to coach at the All-Star Game and the fourth coach in NHL history to earn an All-Star Game nod in his first season as a head coach.

From 2014 through 2018, Reirden was responsible for the Capitals' defensemen. During that span, the Capitals posted a record of 205-89-34 and ranked second in goals against average (2.45). During the 2017-18 season, Washington defensemen combined for 176 points, including 138 at even strength. Capitals defenseman John Carlson led the NHL with 68 points, at the time marking the fourth time in the last 10 seasons a Caps defenseman finished in the top-10 among defensemen scoring, the second to finish in the top two and the first to finish first under Reirden.

During the 2016-17 season, the Capitals ranked first in the NHL in goals against per game (2.16), marking Washington's lowest goals against per game in franchise history. In addition, the Capitals ranked fourth in shots against per game (27.8) and the Capitals held their opponents to the fewest goals in an 82-game season in franchise history (182). During the 2015-16 season, the Capitals held their opponents to 30 or fewer shots in 15 consecutive games (10/15-11/18), marking the longest streak for Washington since 1984-85. Reirden helped lead the Capitals to the fifth-ranked power play in the NHL (21.9) and Washington defensemen ranked tied for sixth in the League in even-strength points (122).

In his first season with the Capitals, Reirden helped lead Washington to the highest power-play percentage in the NHL (25.3%) and helped Capitals blueliners rank third in the NHL in points by defensemen (182), tied for first in the League in even-strength points by defensemen (137) and tied for first in multi-point games by defensemen (37). Washington defensemen also recorded 150 assists in 2014-15, passing their total from 2013-14 (108). Reirden helped the Capitals improve in several defensive categories, ranking seventh in the NHL in goals against (2.43) season after finishing 21st in the League in 2013-14 (2.79) and rank tied for 10th in shots against per game (28.9) in 2014-15 after ranking 27th (33.5) in 2013-14. In addition, the 2014-15 Capitals had the largest decline in shots against (-4.6 per game) from the previous season of any NHL team in the last seven seasons.

Prior to joining the Capitals, Reirden spent four seasons as an assistant coach with the Pittsburgh Penguins and worked closely with Pittsburgh's defensemen and power-play unit. Under his guidance, the Penguins' power play scored the most power-play goals (164) and posted the highest power-play percentage (22.3%) in the NHL since 2011. Reirden oversaw a defensive corps that ranked seventh in goals (38) in 2013-14, sent three players to the 2014 Winter Olympics (Olli Maatta, Paul Martin, Brooks Orpik) and ranked in the top 12 in goals against in three of his four seasons with the team.

Reirden joined the Penguins organization in 2008 as an assistant coach with Wilkes-Barre/Scranton Penguins of the AHL and was promoted to head coach following Dan Bylsma's promotion to Pittsburgh. In his two seasons as head coach of Wilkes-Barre/Scranton, Reirden guided the team to a 55-43-8 record and has seen 36 of his former players reach the NHL, including 15 defensemen who played in the NHL during the 2013-14 season. During the 2009 playoffs, the Deerfield, Ill., native joined Pittsburgh's extended playoff coaching staff and assisted with in-game adjustments, helping the team capture the Stanley Cup. Prior to joining the Penguins organization, Reirden spent one season as an assistant coach with his alma mater - the Bowling Green Falcons.

Reirden was selected by New Jersey in the 12th round, 242nd overall, in the 1990 NHL Draft. He recorded 46 points (11g, 35a) and 181 penalty minutes in 183 career NHL games with Edmonton, St. Louis, Atlanta and Phoenix.

Reirden and his wife, Shelby, have one son, Travis.

Reirden became the fourth coach in NHL history to earn an All-Star nod in his first season as a head coach.

Reirden hoists the Stanley Cup following the Capitals' Game 5 win in Las Vegas.

Reirden was named the 18th head coach in Capitals history on June 29, 2018.

Scott Arniel
Assistant Coach

Arniel, 56, is entering his second season as an assistant coach with the Capitals after spending the prior five seasons as an associate coach with the New York Rangers. Arniel brings more than 16 years of professional coaching experience, which includes serving as head coach for the Columbus Blue Jackets from 2010-12.

The Kingston, Ont., native compiled a 218-136-21-21 record in five seasons as head coach in the American Hockey League with the Chicago Wolves and the Manitoba Moose. Arniel guided the Moose to the Calder Cup Final in 2009 after posting franchise records with 50 wins and 107 points to finish atop the AHL standings. Arniel captured the Louis A.R. Pieri Memorial Award that season as the AHL Coach of the Year.

Arniel also served as an assistant coach with the Buffalo Sabres (2002-2006) and with the Manitoba Moose (1999-2002).

Prior to joining the coaching ranks, Arniel won two Memorial Cup Championships with the Cornwall Royals in the QMJHL and won a gold medal in the 1982 World Junior Championship, Canada's first-ever gold medal in the tournament. Arniel appeared in 730 NHL games with the Winnipeg Jets (1981-86; 1990-91), Buffalo Sabres (1986-90), and Boston Bruins (1991-92), registering 338 points (149g, 189a) in 11 seasons. Arniel was originally selected by Winnipeg in the second round, 22nd overall, in the 1981 Entry Draft.

Arniel and his wife, Lia, have a son, Brendan, and a daughter, Stephanie.

Reid Cashman
Assistant Coach

Cashman, 36, is entering his second season as an assistant coach with the Capitals. Cashman is responsible for the Capitals defensemen.

Cashman joined the Hershey Bears in 2016 after a successful tenure at Quinnipiac University. Cashman coached at his alma mater for five seasons, the latter two as an associate head coach, prior to joining the Bears. At Quinnipiac, he spent four years as an assistant coach, and two as an associate head coach, helping lead the program to 129 wins as well as four-consecutive NCAA Tournament appearances, including two NCAA Frozen Four and Championship Game appearances. In addition, Quinnipiac won three Cleary Cups for the ECAC Hockey Regular Season Championship and the program's first Whitelaw Cup for the ECAC Hockey Tournament Championship in 2016.

The Minnesota native graduated from Quinnipiac University where he is the the program's all-time leader in career assists (125) as well as defenseman career points (148). Cashman earned All-American recognition in 2005, 2006 and 2007 after he completed his last two seasons as the only defenseman ranked in the top-20 in scoring in NCAA Division I men's ice hockey. Cashman was named to the ECAC Hockey All-Decade Team for the period from 2000 through 2009 and was also recognized as one of the Top 50 players in ECAC Hockey history.

Upon completion of his Quinnipiac career, Cashman signed with the Toronto Maple Leafs. He played for the AHL's Toronto Marlies, Wilkes-Barre/Scranton Penguins and the Milwaukee Admirals. He also played for the Columbia Inferno, Wheeling Nailers and the Cincinnati Cyclones of the ECHL before completing his professional career overseas with EHC Black Wings Linz of the Austrian Erste Bank Ice Hockey League.

Cashman's hometown is Red Wing, Minnesota. He is joined in Washington by his wife, Stefanie and his daughter, Maggie.

Blaine Forsythe
Assistant Coach

Blaine Forsythe is entering his 14th season with Washington and his 11th as an assistant coach. Forsythe is responsible for the Capitals power play and the team's centers.

Over the last five seasons, the Capitals have converted on 276 of their 1,215 power play opportunities (22.7 percent), ranking first in power play percentage.

During the Capitals' Stanley Cup run, Washington opened up its first six playoff games with a power play goal, marking the first time since 1989 the Capitals recorded a power play goal in six straight playoff games. The Capitals power play converted on 22 of their 75 opportunities (29.4 percent), the most power play goals in a postseason over the last eight seasons.

The Capitals have ranked in the top-10 in the NHL in power-play percentage six of the last seven seasons and top-five in five of the last seven, including the top-ranked unit in 2012-13, 2013-14 and 2014-15. In addition, Forsythe took over the responsibility of working with the team's centers prior to the 2014-15 season. He helped improve the team's faceoff win percentage from 48.4% (19th) in 2013-14 to 51.2% (12th) in 2014-15.

Forsythe joined the Capitals as a video coach prior to the 2006-07 season and was an integral member of the Capitals staff that helped lead the Capitals to the 2007-08 Southeast Division championship. He was promoted to a position as an amateur scout in 2008-09 before returning to the coaching staff in 2009-10. In his first season back as an assistant coach, Forsythe led the team's video coaching operations and helped the team win the Presidents' Trophy and the Southeast Division championship.

Prior to joining the Washington organization, the Calgary, Alberta, native worked for the Calgary Hitmen from 1998-2006, where he served as both an assistant general manager (1998-06) and an assistant coach (2002-06). Forsythe helped lead Calgary to a WHL championship in 1999.

Forsythe received a business degree from the University of Minnesota and played Division II hockey at the University of Minnesota, Crookston. He played junior hockey with the CJHL's Pembroke Lumber Kings in Pembroke, Ontario.

Forsythe and his wife, Ivy, reside in Arlington. He has a daughter, Sloan, and a son, Bodhi.

Scott Murray
Goaltending Coach

Murray is entering his third season as the Capitals' goaltending coach. Murray previously spent four seasons with the Hershey Bears.

During the 2018-19 season, Murray worked with Braden Holtby and Pheonix Copley. Over the last two seasons, Capitals goaltenders have combined for 97 wins, the fifth most wins in the NHL.

During the 2017-18 season, Murray worked with Holtby and Philipp Grubauer. In his final 30 appearances, Grubauer finished with a 15-7-2, a 1.99 goals against average and a .935 save percentage, which is the lowest goals against average and the highest save percentage among goaltenders with at least 30 appearances during that time frame.

In 2016-17 with Hershey, Murray worked with Vitek Vanecek and Pheonix Copley. Under Murray's guidance, Vanecek recorded a career-high of 18 wins and finished second in the AHL in shutouts (5), while Copley won 11 of his 16 games with Hershey and finished eighth in the AHL in save percentage (.924). Murray has also previously coached Philipp Grubuaer, who posted a career-best .926 save percentage and 2.04 goals against average with the Capitals.

Murray joined the Capitals organization in 2013 after spending four seasons as the goaltending coach for the Sudbury Wolves of the Ontario Hockey League. Murray, 40, played hockey collegiately at Lake Superior State University. The St. Clements, Ontario, native also played for the San Angelo Saints (Central Hockey League) and Motor City Mechanics (United Hockey League) during his professional career.

Murray and his wife Renee have three children, a son Tylar, and two daughters, Ella and Liv.

Brett Leonhardt
Assistant Coach - Video

Brett Leonhardt returns to the Capitals for his eighth season as the team's video coach and second as an assistant coach.

Leonhardt spent two seasons in the NHL office in Toronto as their video manager for hockey operations beginning in 2011. In his role, he was responsible for breaking down and handling all video for rule changes, video reviews, officiating issues and more.

Prior to his time with the NHL, Leonhardt received a bachelor of arts in communications and media arts at Neumann University and was a recipient of the John A. Phillips Scholar-Athlete Award as well as the John Facenda Award for excellence in communication arts. He played hockey collegiately at both Neumann University and Oswego State University after spending three seasons playing for the Cambridge Winterhawks and Kitchener Dutchmen of the GOJHL.

Leonhardt was born in Kitchener, Ont. He and his wife Logan, a DCPS kindergarten teacher at Janney Elementary, reside in Reston, Va.

Tim Ohashi
Video Analyst

Tim Ohashi is entering his fifth year with the Capitals as an analyst.

Prior to his time with the Capitals, Ohashi earned his Bachelor of Arts from Bates College in Lewiston, Maine, where he studied psychology and math. While at Bates, he served as Vice President of the club hockey team and was recipient of the Abigail Smith Award. He earned his Master's from Georgetown University in Sports Industry Management where he was a recipient of the Academic Excellence Award.

Ohashi was born in Washington, D.C. and grew up in Maryland. He resides with his girlfriend, Nicole, in Arlington, Va.

Mark Nemish
Strength and Conditioning Coach

Mark Nemish is entering his 13th season as Strength and Conditioning Coach with the Washington Capitals and his 19th year in the NHL.

Prior to Washington, Nemish worked as the strength and conditioning coach with the Nashville Predators from 1998-2004. He is responsible for the strength and conditioning of all Caps players, which includes both in season and off season workouts, on-ice conditioning, and injury rehab. Working closely with strength and conditioning assistant Zack Leddon, nutritionist Sue Saunders and regeneration Dr. David LeMay, Nemish oversees the on-ice monitoring of players' conditioning, nutritional strategies and supplement program.

In addition, Nemish works closely with the Hershey Bears in the development of the Capitals prospects in Hershey and drafted players in North America and overseas.

A native of Winnipeg, Manitoba, Nemish received his master of science degree in exercise science from the University of North Dakota in Grand Forks in 1996.

Nemish resides in Round Hill, Va., with his wife Tammy and their two children, Kendall and Kailani and dog, Calen.

Jason Serbus
Head Athletic Trainer

Jason Serbus is entering his third season as Head Athletic Trainer with the Washington Capitals. On Jan. 7, 2019 against Detroit, Serbus took part in his 1,500th career NHL game.

Prior to joining Washington, Serbus was the head athletic trainer with the Arizona Coyotes for nine seasons, where he oversaw all aspects of the team's medical operations. Serbus also has served as the athletic trainer for the USA Hockey U-17 team on four occasions. He worked as an athletic trainer for the U.S. Men's National Team for the second time at the 2016 IIHF World Championship in Russia after being with the Men's National Team during the 2009 IIHF World Championship in Switzerland. Additionally, he worked three seasons as an assistant athletic trainer with the Tampa Bay Lightning and four seasons with the Pensacola Ice Pilots of the ECHL, earning "Athletic Trainer of the Year for Professional Sports" honors by the Athletic Trainers' Association of Florida in 2003.

A native of Bird Island, Minnesota, Serbus has worked with Eisbaren Berlin, the University of Wisconsin-River Falls, the Central Texas Stampede of the Western Professional Hockey League and served as a staff athletic trainer at NovaCare Rehabilitation and Sports Medicine in Florida. A certified member of the National Athletic Trainers' Association, the Arizona Board of Athletic Training, and the Professional Hockey Athletic Trainers Society, he earned his Bachelor of Science degree in Biology from the University of Wisconsin-River Falls and a Master of Arts degree in Physical Education/emphasis in Exercise Physiology from the University of Northern Colorado.

Serbus resides in Falls Church with his wife, Paula, and son, Garrett.

Michael Booi
Assistant Athletic Trainer

Michael Booi is entering his third season as Assistant Athletic Trainer with the Washington Capitals.

Booi, 37, joined the Capitals after six seasons in the Arizona Coyotes' organization. Prior to joining the Coyotes, Booi began his career in hockey as an athletic trainer for the Greenville Road Warriors of the ECHL, alongside EQM of the year Ryan Martin.

The Lake Odessa, Michigan native completed his undergraduate studies at Michigan State University, earning a degree in kinesiology and received his Master's degree in athletic training at the University of Kentucky. Booi currently resides in Virginia with his wife, Laura and daughter, Hayes.

Zach Bryne
Massage Therapist

Zach Bryne is entering his first season as the team's massage therapist. Prior to joining the Capitals, Bryne worked as the massage therapist for the AHL's Syracuse Crunch for one season.

Bryne obtained his massage certifaction at Lauterstein-Conway Massage School in Austin, Texas. He has a certification in sports manual therapy and advanced deep tissue. Bryne worked with the AHL's Texas Stars from 2012 to 2014 and won a Calder Cup during the 2013-14 season.

Originally from Philadelphia, Bryne resides in Arlington, Va.

Brock Myles
Head Equipment Manager

Brock Myles is entering his 14th season as Head Equipment Manager with the Washington Capitals. Myles joined the Capitals after spending eight seasons in the American Hockey League (AHL), where he served as the head equipment manager for both the Portland Pirates (2001-06) and the Louisville Panthers (1999-01). Prior to his stint in the AHL, Myles worked as the head equipment manager for the Port Huron Border Cats and the Detroit Falcons of the United Hockey League (UHL).

Myles received his degree in sports administration from Durham College in Oshawa and Sports Equipment and Business from Humber College in Toronto. Myles, a native of Chesley, Ont., became a United States citizen in July 2013. He resides in Alexandria, Va., with his wife Shannon, and their two children. Myles enjoys golf and traveling and is a member of the Society of Professional Hockey Equipment Managers (SPHEM).

Craig Leydig
Assistant Equipment Manager

Craig Leydig enters his 31st season with the Washington Capitals as Assistant Equipment Manager.

During his tenure with the Capitals, Leydig received numerous professional honors. Leydig oversaw the locker room operations in the 2009 NCAA Frozen Four Tournament in Washington, D.C. and represented the team in the 1999 NHL All-Star Game in Tampa Bay, Florida. Leydig joined the Capitals from the New York Islanders, where he served one season as the assistant athletic trainer.

A native of Washington, D.C., Leydig, who is certified in Advanced First Aid and CPR, attended Prince George's Community College in Maryland. He has three children: Cameron, Luke and Brooke.

Dave Marin
Equipment Assistant

Dave Marin returns for his 12th year with the Washington Capitals and ninth season as the Equipment Assistant.

Marin splits his duties between assisting the Capitals equipment staff with the day-to-day equipment and locker room maintenance, and serving as the visiting dressing room manager. Marin manages the visiting team equipment upon arrival and assists the visiting team's equipment staff with all of their needs while in town.

A native of Alexandria, Va., Marin spent two years as assistant equipment manager with the Columbia Inferno of the ECHL and is a graduate of the University of South Carolina. He and his wife, Rachel, and his daughter, Brynn, reside in Arlington, Va.

Ray Straccia
Locker Room Assistant

Ray Straccia is entering his sixth season with the Capitals and fourth season as Locker Room Assistant.

Straccia assists in maintaining the MedStar Capitals Iceplex and Capital One Arena locker room facilities as well as player equipment. He also assists in visiting team equipment transportation. A native of Allentown, Pa., Straccia graduated from the University of Scranton and received his Master of Professional Studies in Sports Industry Management from Georgetown University. He lives in Washington, D.C.

HOCKEY OPERATIONS STAFF

Chris Patrick
Director of Player Personnel

Steve Richmond
Director of Player Development

Kris Wagner
Director of Hockey Operations

Rob Tillotson
Director of Team Services

Tim Barnes
Director of Hockey Analytics

H.T. Lenz
Manager of Hockey Analytics

Olie Kolzig
Professional Development Coach

Brooks Orpik
Professional Development Coach



Jim Slater
Professional Development Coach



Jeremy Sinton
Hockey Operations Assistant

Not pictured:
Ralph Rice
Security Representative

SCOUTING STAFF

Steve Bowman
Head Amateur Scout

Jason Fitzsimmons
Pro Scout/Minor League Operations

Darrell Baumgartner
Scout

Matt Bradley
Scout

Danny Brooks
Scout

Alan Haworth
Scout

Phil Horner
Scout

Matti Lamberg
Scout

Martin Pouliot
Scout

Karl Stewart
Scout

Brian Sutherby
Scout

A.J. Toews
Scout

Mats Weiderstal
Scout

Not pictured:
Ruben Begunts
Scout

Not pictured:
Peter Ihnacak
Scout

Hershey Bears

AHL Affiliate
11-Time Calder Cup champions, including 2006, '09, '10

550 W. Hersheypark Dr.
Hershey, PA 17033
Phone: 717.534.3380
www.hersheybears.com
Home arena: GIANT Center (10,500)

Affiliation: 15th year, became Washington's primary affiliate on April 26, 2005
Media Relations: Zack Fisch (zasfisch@hersheypa.com)

Bryan Helmer
Vice President of Hockey Operations

After spending two seasons working on Troy Mann's staff as an assistant coach, Helmer was named the Vice President of Hockey Operations following the retirement of General Manager Doug Yingst. Helmer, a native of Sault Ste. Marie, Ontario, oversees the day-to-day operations of the club's hockey department. He works closely with team's coaching staff, as well as the Washington Capitals, Hershey's NHL affiliate, on all decisions involving players and personnel.

Helmer was inducted in the AHL Hall of Fame in 2017 after an illustrious playing career. He is the AHL's all-time leader in points by a defenseman. He recorded 564 points (129 goals, 435 assists) in a remarkable 20-year career that totaled 1,117 regular-season games. Helmer is also the AHL's all-time leader in Calder Cup playoff appearances, having played in 159 postseason games. He won three Calder Cups in his career, including captaining the Bears to back-to-back titles in 2009 and 2010. Helmer also played 146 games in the NHL with Phoenix, St. Louis, Vancouver and Washington, totaling 26 points (eight goals, 18 assists).

Prior to returning to Hershey, Helmer served as an assistant coach with the Peterborough Petes of the OHL in 2013-14. Helmer resides in the Hershey area with his wife Pam, son Cade, and daughter Rylan.



Spencer Carberry
Head Coach

Carbery, 37, is entering his second season as head coach of the Hershey Bears. He led the Bears back to the Calder Cup Playoffs after a one year absence, following a 2018-19 regular season record of 43-25-4-4. Under Carbery's direction, Hershey broke a franchise record by earning standings points in 17 consecutive regular season games. The historic streak lifted Hershey from last place in the AHL in December, to an April playoff berth.

The native of Victoria, British Columbia has ties to the Chocolate and White, serving as the head coach and director of hockey operations for Hershey's ECHL affiliate, the South Carolina Stingrays, from 2011-2016. In his five seasons at the helm, Carbery compiled a 207-115-38 record with the Stingrays, making him the all-time winningest coach in South Carolina history.

Carbery was the winner of the John Brophy Award as the ECHL's Coach of the Year in 2014, and was the runner-up for the award in 2015 and 2016. South Carolina qualified for the Kelly Cup Playoffs in each of Carbery's five seasons as head coach, and he helped guide the Stingrays to a pair of division titles, and Eastern Conference Finals appearances in 2015 and 2016. Carbery's 2014-15 team registered an ECHL-record 23-game win streak during the regular season and advanced to the 2015 Kelly Cup Finals, falling in seven games to the Allen Americans. In each of the five seasons under Carbery's direction, the Stingrays improved their point total. As a player, the graduate of St. Norbert College served as an alternate captain for South Carolina during his tenure with the club and helped the Stingrays to a Kelly Cup title in 2009.

Patrick Wellar
Assistant Coach

Wellar returns behind the bench for his season as Bears assistant coach. The four-time champion and veteran of nearly 750 professional games as a player, is well-known in Hershey. A former defender, Wellar was a stalwart on Hershey's blue line during his playing career. He was part of Hershey's 2010 Calder Cup Championship team that went 60-17-0-3 in regular season play before ultimately claiming the franchise's 11th title. In total, the Carrot River, Saskatchewan native appeared in 260 games with Hershey, scoring 46 points (7 goals, 39 assists), and posting a +24 rating. He also appeared in 36 playoff contests with the club.

Wellar got his coaching start in Hershey during his tenure as a player. With Hershey head coach Mike Haviland absent due to a medical issue, and Wellar unavailable to play due to injury, he served as Hershey's assistant coach for one game on Jan. 26, 2014.

Following his departure from Hershey, Wellar served as a player/assistant coach with the ECHL's Utah Grizzlies in 2014-15, and Alaska Aces in 2015-16. Upon his retirement, Wellar moved behind the bench permanently as an assistant coach with the ECHL's Cincinnati Cyclones, guiding the club to a 36-29-6-1 record in 2015-16. He joined the ECHL's Reading Royals for the 2017-18 season in the same capacity, helping the club secure a playoff berth with a 39-24-9-0 record, good for a third place in the North Division.

Wellar's return to Hershey also reunites him with head coach Spencer Carbery. Wellar was a teammate of Carbery's for parts of two seasons with Hershey's ECHL affiliate, the South Carolina Stingrays. The duo teamed up to guide the Stingrays to a Kelly Cup title in 2009.

Scott Allen
Assistant Coach

Allen, 53, brings over 20 years coaching experience to Hershey. He joins the Bears from the NHL's Arizona Coyotes, where he served as an assistant coach for the past two seasons, overseeing the team's defense and penalty kill units. The Coyotes were tied for the top penalty kill unit in the NHL in 2018-19 at 85 percent, and the team tied for 5th in the NHL in goals against.

The New Bedford, Massachusetts native has coached 10 seasons in the AHL, most recently with the Portland Pirates. He started the 2015-16 campaign as an assistant coach, and was promoted to head coach of the Pirates on Jan. 1, 2016, helping guide the club to a playoff berth. In addition to Portland, Allen has worked as an assistant coach with San Antonio (2002-04, 2014-15), Lowell (2004-05), Omaha (2005-07), Quad City (2007-09), Peoria (2012-13), and Chicago (2013-14). He twice took over head coaching duties mid-season with San Antonio in 2002-03 and 2003-04.

With his hiring in Hershey, Allen returns to the state where he started his coaching career in 1996-97. He served as an assistant coach with the ECHL's Johnstown Chiefs that season, and took over head coaching duties the following year. A former forward, Allen played professionally before moving behind the bench, including claiming back-to-back Kelly Cups with Carolina in 1989 and Greensboro in 1990.

South Carolina Stingrays

ECHL Affiliate

Three-time Kelly Cup champions, including 2001 & 2009

Steve Bergin

Head Coach/Director of Hockey Operations

Steve Bergin was named the ninth Head Coach in Stingrays history on April 26, 2019 after serving as the team's Assistant Coach for three seasons from 2016-19. After helping lead South Carolina to the Kelly Cup Finals in his first year, Bergin helped the Stingrays to their best regular season in team history during 2017-18.

Before starting his coaching career Bergin spent five seasons as a defenseman with the Pensacola Ice Flyers of the Southern Professional Hockey League (SPHL) from 2011-16. He led Pensacola to three SPHL titles in 2013, 2014 and 2016 as well as a regular season championship during the 2013-14 season.

Prior to turning pro, Bergin played four seasons of NCAA Hockey at the University of Connecticut and was a product of Lawrence Academy as well as the Boston Jr. Bruins.

3300 West Montague Ave., Suite A-200
North Charleston, SC 29418
Phone: 843.744.2248
www.stingrayshockey.com

Home arena: North Charleston Coliseum (10,537)
Affiliation: 13th year (2004-12, 2014-19)
Media Relations: Jared Shafran

70 BRADEN HOLTBY
70 BRADEN HOLTBY 70
DUNKIN'
leidos
MedStar Health

ALL CAPS

PLAYERS

2019-20 Training Camp Numerical Roster

1	Pheonix Copley	G
3	Nick Jensen	D
6	Michal Kempny	D
8	Alex Ovechkin	LW
9	Dmitry Orlov	D
13	Jakub Vrana	LW
14	Richard Panik	RW
16	Philippe Maillet	C
18	Chandler Stephenson	C
19	Nicklas Backstrom	C
20	Lars Eller	C
21	Garnet Hathaway	RW
22	Lucas Johansen	D
23	Mike Sgarbossa	C
24	Connor McMichael	C
25	Matt Moulson	LW
26	Nic Dowd	C
27	Alexander Alexeyev	D
28	Brendan Leipsic	LW
29	Christian Djoos	D
30	Ilya Samsonov	G
31	Hayden Hawkey	G
33	Radko Gudas	D
34	Jonas Siegenthaler	D
35	Logan Thompson	G
36	Connor Hobbs	D
38	Colby Williams	D
40	Garrett Pilon	C
41	Vitek Vanecek	G
42	Martin Fehervary	D
43	Tom Wilson	RW
45	Axel Jonsson-Fjallby	LW
46	Tobias Geisser	D
47	Beck Malenstyn	LW
49	Brett Leason	RW
53	Alex Kannok-Leipert	D
56	Tommy Hughes	D
58	Eric Florchuk	C
59	Aliaksei Protas	C
60	Beck Warm	G
62	Carl Hagelin	LW
63	Shane Gersich	LW
64	Brian Pinho	C
67	Riley Sutter	RW
70	Braden Holtby	G
71	Kody Clark	RW
72	Travis Boyd	C
73	Chris McCarthy	C
74	John Carlson	D
77	T.J. Oshie	RW
78	Tyler Lewington	D
80	Erik Burgdoerfer	D
82	Casey Bailey	RW
84	Kristofers Bindulis	D
85	Steven Whitney	RW
86	Matthew Weis	C
87	Liam O'Brien	C
88	Bobby Nardella	D
89	Kale Kessy	LW
91	Joe Snively	LW
92	Evgeny Kuznetsov	C
94	Damien Riat	RW

2019-20 Training Camp Roster

FORWARDS (36)

#	Player	Ht.	Wt.	Shoots	Born	Birthplace	2018-19 Club	League(s)
19	BACKSTROM, Nicklas	6'1"	206	Left	11/23/87	Gavle, Sweden	CAPITALS	NHL
82	BAILEY, Casey	6'2"	191	Right	10/27/91	Anchorage, Alaska	Slovan Bratislava	KHL
72	BOYD, Travis	6'0"	190	Right	9/14/93	Hopkins, Minnesota	CAPITALS	NHL
71	CLARK, Kody	6'3"	185	Right	10/13/99	Chicago, Illinois	Ottawa	OHL
26	DOWD, Nic	6'1"	195	Right	5/27/90	Huntsville, Alabama	CAPITALS	NHL
20	ELLER, Lars	6'2"	205	Left	5/8/89	Rodovre, Denmark	CAPITALS	NHL
58	FLORCHUK, Eric	6'2"	181	Left	1/10/00	Fort Saskatchewan, Alberta	Saskatoon	WHL
63	GERSICH, Shane	6'0"	180	Left	7/10/96	Chaska, Minnesota	Hershey	AHL
62	HAGELIN, Carl	6'0"	185	Left	8/23/88	Sodertalje, Sweden	CAPITALS	NHL
21	HATHAWAY, Garnet	6'3"	210	Right	11/23/91	Kennebunkport, Maine	Calgary	NHL
45	JONSSON-FJALLBY, Axel	6'1"	194	Left	2/10/98	Stockholm, Sweden	Djurgårdens IF/Hershey	SHL/AHL
89	KESSY, Kale	6'4"	205	Left	12/4/92	Shaunavon, Saskatchewan	Colorado	AHL
92	KUZNETSOV, Evgeny	6'2"	197	Left	5/19/92	Chelyabinsk, Russia	CAPITALS	NHL
49	LEASON, Brett	6'5"	210	Right	4/30/99	Calgary, Alberta	Prince Albert	WHL
28	LEIPSIC, Brendan	5'11"	180	Left	5/19/94	Winnipeg, Manitoba	Los Angeles	NHL
16	MAILLET, Philippe	5'10"	190	Left	11/7/92	Lachenaie, Quebec	Ontario	AHL
47	MALENSTYN, Beck	6'3"	200	Left	2/4/98	Delta, British Columbia	Hershey	AHL
73	McCARTHY, Chris	6'1"	206	Right	7/30/91	Collegeville, Pennsylvania	Reading	ECHL
24	McMICHAEL, Connor	6'0"	183	Left	1/15/01	Ajax, Ontario	London	OHL
25	MOULSON, Matt	6'1"	210	Left	11/1/83	North York, Ontario	Ontario	AHL
87	O'BRIEN, Liam	6'1"	213	Left	7/29/94	Halifax, Nova Scotia	Hershey	AHL
77	OSHIE, T.J.	6'0"	195	Right	12/23/86	Everett, Washington	CAPITALS	NHL
8	OVECHKIN, Alex	6'3"	236	Right	9/17/85	Moscow, Russia	CAPITALS	NHL
14	PANIK, Richard	6'2"	202	Left	2/7/91	Martin, Slovakia	Arizona	NHL
40	PILON, Garrett	6'0"	192	Right	4/13/98	Mineola, New York	Hershey	AHL
64	PINHO, Brian	6'1"	193	Right	5/1/95	North Andover, Massachusetts	Hershey	AHL
59	PROTAS, Aliaksei	6'6"	210	Left	1/6/01	Vitebsk, Belarus	Prince Albert	WHL
94	RIAT, Damien	6'0"	185	Left	2/26/97	Geneve, Switzerland	ECH Biel-Bienne	NLA
23	SGARBOSSA, Michael	6'0"	186	Left	7/25/92	Campbellville, Ontario	Hershey	AHL
91	SNIVELY, Joe	5'9"	175	Left	1/1/96	Herndon, Virginia	Yale/Hershey	NCAA/AHL
18	STEPHENSON, Chandler	6'0"	208	Left	4/22/94	Saskatoon, Saskatchewan	CAPITALS	NHL

2019-20 Training Camp Roster

#	Player	Ht.	Wt.	Shoots	Born	Birthplace	2017-18 Club	League(s)
67	SUTTER, Riley	6'4"	210	Right	10/25/99	Calgary, Alberta	Everett	WHL
13	VRANA, Jakub	6'0"	195	Left	2/28/96	Prague, Czech Republic	CAPITALS	NHL
86	WEIS, Matthew	5'11"	188	Left	5/23/95	Madison, New Jersey	Chicago	AHL
85	WHITNEY, Steven	5'8"	165	Right	2/18/91	Boston, Massachusetts	Hershey	AHL
43	WILSON, Tom	6'4"	220	Right	3/29/94	Toronto, Ontario	CAPITALS	NHL
DEFENSEMEN (19)								
27	ALEXEYEV, Alexander	6'4"	210	Left	11/15/99	St. Petersburg, Russia	Red Deer	WHL
84	BINDULIS, Kristofers	6'2"	188	Left	9/17/95	Riga, Latvia	Hershey	AHL
80	BURGDOERFER, Erik	6'1"	209	Right	12/11/88	East Setauket, New York	Belleville	AHL
74	CARLSON, John	6'3"	217	Right	1/10/90	Natick, Massachusetts	CAPITALS	NHL
29	DJOOS, Christian	6'0"	180	Left	8/6/94	Gothenburg, Sweden	CAPITALS	NHL
42	FEHERVARY, Martin	6'2"	200	Left	10/6/99	Bratislava, Slovakia	HV71	SHL
46	GEISSER, Tobias	6'5"	214	Left	2/13/99	Stans, Switzerland	Hershey	AHL
33	GUDAS, Radko	6'0"	205	Right	6/5/90	Prague, Czech Republic	Philadelphia	NHL
36	HOBBS, Connor	6'2"	205	Right	1/4/97	Regina, Saskatchewan	Hershey	AHL
56	HUGHES, Tommy	6'2"	224	Right	4/7/92	London, Ontario	Nottingham	EIHL
3	JENSEN, Nick	6'1"	196	Right	9/21/90	Rogers, Minnesota	CAPITALS	NHL
22	JOHANSEN, Lucas	6'2"	190	Left	11/16/97	Vancouver, British Columbia	Hershey	AHL
53	KANNOK-LEIPERT, Alex	6'0"	190	Right	7/20/00	Nakhon Ratchasima, Thailand	Vancouver	WHL
6	KEMPNY, Michal	6'1"	195	Left	9/8/90	Hodonin, Czech Republic	CAPITALS	NHL
78	LEWINGTON, Tyler	6'2"	200	Right	12/5/94	Edmonton, Alberta	Hershey	AHL
88	NARDELLA, Bobby	5'9"	180	Left	4/22/96	Rosemont, Illinois	Notre Dame/Hershey	NCAA/AHL
9	ORLOV, Dmitry	5'11"	208	Left	7/23/91	Novokuznetsk, Russia	CAPITALS	NHL
34	SIEGENTHALER, Jonas	6'3"	210	Left	5/6/97	Zurich, Switzerland	CAPITALS	NHL
38	WILLIAMS, Colby	6'0"	200	Right	1/26/95	Regina, Saskatchewan	Hershey	AHL
GOALTENDERS (7)								
1	COPLEY, Pheonix	6'4"	200	Left	1/18/92	North Pole, Alaska	CAPITALS	NHL
31	HAWKEY, Hayden	6'2"	185	Left	3/1/95	Parker, Colorado	Providence	NCAA
70	HOLTBY, Braden	6'2"	214	Left	9/16/89	Lloydminster, Saskatchewan	CAPITALS	NHL
30	SAMSONOV, Ilya	6'3"	208	Left	2/22/97	Magnitogorsk, Russia	Hershey	AHL
35	THOMPSON, Logan	6'4"	190	Right	2/25/97	Calgary, Alberta	Brock Uni.	USports
41	VANECEK, Vitek	6'2"	187	Left	1/9/96	Havlickuv Brod, Czech Republic	Hershey	AHL
60	WARM, Beck	6'0"	173	Left	4/22/99	Whistler, British Columbia	Tri City	WHL

NICKLAS BACKSTROM

C

19

SHOOTS LEFT

HEIGHT 6'1"

WEIGHT 206

DOB NOVEMBER 23, 1987

BIRTHPLACE GAVLE, SWEDEN

DRAFTED: Capitals' first-round choice, fourth overall, in the 2006 NHL Draft

ALL-STAR

Backstrom was named to the 2016 NHL All-Star Game in Nashville, his first career appearance.

FRANCHISE LEADER

Backstrom's 642 assists rank first in franchise history. Backstrom tied Michal Pivonka for first place on March 15, 2015, recording 418 assists in 263 fewer games than Pivonka and passed him on March 19, 2015. Since entering the NHL in 2007-08, Backstrom's 642 assists rank first in the NHL.

6

Backstrom has recorded at least 50 assists in six-straight seasons, one of two active players to accomplish the feat and one of 26 all-time.

TOP 50

Backstrom's 284 career power play assists are tied for the 49th-most in NHL history.

2ND

Backstrom's 873 points (231g, 642a) rank second in franchise history, behind only Alex Ovechkin (1,211). He passed Peter Bondra (825) for second place on the points list on Nov. 26, 2018 against NYI and he has registered five of the 10 career 60-assist seasons in franchise history.

SUPER SWEDE

In 60 international games for Sweden, including the World Championship (2006, 2007, 2008, 2012, 2017) and the Olympics (2010, 2014), Backstrom has recorded 42 points (12g, 30a) to help Sweden win two World Championship Gold Medals and an Olympic Silver Medal.

PLAYOFF PERFORMER

Backstrom is one of two players in franchise history to record 100 career playoff points (Alex Ovechkin: 126 pts; Backstrom, 106 pts).

TOP OF HIS CLASS

Backstrom ranks first among the 2006 NHL Draft claass in points (873) and assists (642).

NICKLAS BACKSTROM

VS. THE NHL

TEAM	GP	G	A	PTS	PIM
ANA	16	7	11	18	2
ARI	15	3	8	11	16
BOS	37	8	32	40	14
BUF	40	8	21	29	16
CGY	17	7	14	21	8
CAR	57	15	44	59	34
CHI	14	5	10	15	4
COL	16	4	7	11	6
CBJ	33	7	18	25	18
DAL	16	4	12	16	10
DET	23	4	19	23	10
EDM	16	5	7	12	8
FLA	51	13	36	49	42
LA	16	3	7	10	6
MIN	16	2	17	19	4
MTL	37	10	21	31	20
NSH	19	5	14	19	10
NJ	46	13	28	41	14
NYI	43	11	32	43	24
NYR	47	11	30	41	22
OTT	40	10	25	35	18
PHI	45	18	35	53	24
PIT	46	7	44	51	30
SJ	16	2	12	14	10
STL	18	8	16	24	4
TB	50	13	47	60	34
TOR	39	8	32	40	24
VAN	16	0	12	12	12
VGK	4	2	1	3	0
WPG	46	18	30	48	4

PLAYOFFS VS. THE NHL

TEAM	GP	G	A	PTS	PIM
BOS	6	1	3	4	16
CAR	7	5	3	8	4
CBJ	6	2	6	8	2
MTL	7	5	4	9	4
NYI	7	3	3	6	2
NYR	33	2	15	17	8
PHI	13	6	7	13	8
PIT	25	8	16	24	6
TB	8	1	3	4	4
TOR	6	2	4	6	2
VGK	5	1	6	7	2

CAREER HIGHS

GOALS	ASSISTS	POINTS
33 (2009-10)	68 (2009-10)	101 (2009-10)

			REGULAR SEASON										PLAYOFFS				
YEAR	TEAM	LEAGUE	GP	G	A	PTS	PIM	+/-	PP	SH	GW	S	GP	G	A	PTS	PIM
2004-05	Brynas	J20Selit	29	17	17	34	24	-	-	-	-	-	10	1	1	2	0
	Brynas	SEL	19	0	0	0	2	-	-	-	-	-	-	-	-	-	-
2005-06	Brynas	SEL	46	10	16	26	30	-	-	-	-	-	4	1	0	1	2
	Brynas	J20Selit	-	-	-	-	-	-	-	-	-	-	1	0	0	0	2
	Sweden	WJC	6	4	3	7	2	-	-	-	-	-	-	-	-	-	-
	Sweden	WJC	6	4	3	7	2	-	-	-	-	-	-	-	-	-	-
2006-07	Brynas	SEL	45	12	28	40	46	-	-	-	-	-	7	3	3	6	6
	Sweden	WJC	7	0	7	7	6	-	-	-	-	-	-	-	-	-	-
	Sweden	WC	9	1	5	6	4	-	-	-	-	-	-	-	-	-	-
2007-08	**CAPITALS**	**NHL**	**82**	**14**	**55**	**69**	**24**	**13**	**3**	**0**	**4**	**153**	**7**	**4**	**2**	**6**	**2**
	Sweden	WC	9	3	4	7	4	-	-	-	-	-	-	-	-	-	-
2008-09	**CAPITALS**	**NHL**	**82**	**22**	**66**	**88**	**46**	**16**	**14**	**0**	**1**	**174**	**14**	**3**	**12**	**15**	**8**
2009-10	**CAPITALS**	**NHL**	**82**	**33**	**68**	**101**	**50**	**37**	**11**	**0**	**4**	**222**	**7**	**5**	**4**	**9**	**4**
	Sweden	Olympics	4	1	5	6	0	-	-	-	-	-	-	-	-	-	-
2010-11	**CAPITALS**	**NHL**	**77**	**18**	**47**	**65**	**40**	**24**	**4**	**1**	**2**	**202**	**9**	**0**	**2**	**2**	**4**
2011-12	**CAPITALS**	**NHL**	**42**	**14**	**30**	**44**	**24**	**-4**	**3**	**0**	**4**	**95**	**13**	**2**	**6**	**8**	**18**
2012-13	**CAPITALS**	**NHL**	**48**	**8**	**40**	**48**	**20**	**8**	**3**	**0**	**1**	**82**	**7**	**1**	**2**	**3**	**0**
2013-14	**CAPITALS**	**NHL**	**82**	**18**	**61**	**79**	**54**	**-20**	**6**	**1**	**1**	**196**	**-**	**-**	**-**	**-**	**-**
	Sweden	Olympics	5	0	4	4	0	3	0	0	0	7	-	-	-	-	-
2014-15	**CAPITALS**	**NHL**	**82**	**18**	***60**	**78**	**40**	**5**	**3**	**0**	**3**	**153**	**14**	**3**	**5**	**8**	**2**
2015-16	**CAPITALS**	**NHL**	**75**	**20**	**50**	**70**	**36**	**17**	**3**	**0**	**4**	**129**	**12**	**2**	**9**	**11**	**8**
2016-17	**CAPITALS**	**NHL**	**82**	**23**	**63**	**86**	**38**	**17**	**8**	**0**	**5**	**162**	**13**	**6**	**7**	**13**	**2**
	Sweden	World Cup	4	2	2	4	2	3	-	-	-	-	-	-	-	-	-
	Sweden	WC	5	3	4	7	8	6	-	-	-	-	-	-	-	-	-
2017-18	**CAPITALS**	**NHL**	**81**	**21**	**50**	**71**	**46**	**5**	**7**	**0**	**4**	**165**	**20**	**5**	**18**	**23**	**6**
2018-19	**CAPITALS**	**NHL**	**80**	**22**	**52**	**74**	**30**	**2**	**7**	**0**	**5**	**169**	**7**	**5**	**3**	**8**	**4**
	NHL / CAPITALS TOTALS		**895**	**231**	**642**	**873**	**448**	**120**	**72**	**2**	**38**	**1,902**	**123**	**36**	**70**	**106**	**58**

* League Leader

CAREER HIGHLIGHTS

FIRST NHL GAME:
10/5/07 (WSH 3 at ATL 1)

FIRST NHL GOAL:
11/8/07 (WSH 4 at OTT 1, Emery)

FIRST NHL ASSIST:
10/5/07 (WSH 3 at ATL 1)

MOST GOALS IN A GAME:
3 (two times, last: 11/30/18, WSH 6 vs NJD 3)

MOST ASSISTS IN A GAME:
4 (12 times, last: 12/11/18, WSH 6 vs DET 2)

MOST POINTS IN A GAME:
5 (five times, last: 11/16/16, WSH 7 vs PIT 1, 2G-3A)

MOST SHOTS IN A GAME:
7 (four times, last: 3/6/17, WSH 2 at DAL 4)

MOST PIM IN A GAME:
10 (two times, last: 2/22/18, WSH 2 at FLA 3)

MOST ICE TIME IN A GAME:
26:25 (3/30/10, WSH 4 vs OTT 5 OT)

MULTIPLE-POINT GAMES:
233 (last: 3/30/19, WSH 6 at TB 3 2G, 1A)

LONGEST GOAL STREAK:
3 (five times, last: 3/6/19–3/10/19, 3G)

LONGEST ASSIST STREAK:
9 (1/26/10–2/10/10, 14A)

LONGEST POINT STREAK:
10 (two times, last: 10/29/11–11/11/11, 3G-7A)

PENALTY SHOTS: None

SHOOTOUTS: 22/66

MOST GOALS IN A PLAYOFF GAME:
3 (4/17/10, WSH 6 vs MTL 5 OT)

MOST ASSISTS IN A PLAYOFF GAME:
3 (three times, last: 6/4/18, WSH 6 vs VGK 2)

MOST POINTS IN A PLAYOFF GAME:
4 (two times, last: WSH 6 vs CAR 0, 2G-2A)

NICKLAS BACKSTROM

20/50

Backstrom is the only player in the NHL to record at least 20 goals and 50 assists in the last four consecutive seasons.

CONSISTENT PERFORMANCE

Backstrom has five of the top-10 highest single-season assist totals by a player in franchise history, joining Scott Stevens as the only other Capital who has at least two spots on this list. Backstrom's career high of 68 assists in the 2009-10 season ranks third in a season in franchise history behind Dennis Maruk (1981-82: 76) and Adam Oates (2000-01: 69).

CLIMBING THE LIST

Entering this season, Backstrom is seven assists shy of passing Daniel Sedin (648) for fifth place among Swedish-born players.

Backstrom's Franchise Rankings

PLAYER	TOTAL	RANKING
ASSISTS	642	1st
POINTS	873	2nd
GOALS	231	4th
GAME WINNING GOALS	38	4th
GAMES PLAYED	895	5th

POINTS LEADERS FROM 2007 NHL DRAFT

PLAYER	GOALS	ASSISTS	POINTS
NICKLAS BACKSTROM	231	642	873
PHIL KESSEL	357	466	823
CLAUDE GIROUX	236	526	762
JONATHAN TOEWS	327	428	755
BRAD MARCHAND	262	297	559

19
WASHINGTON
Capitals
19
WARRIOR
COVERT
jetBlue

TRAVIS BOYD

C

72

SHOOTS RIGHT

HEIGHT 6'0"

WEIGHT 190

DOB SEPTEMBER 14, 1993

BIRTHPLACE HOPKINS, MINNESOTA

DRAFTED: Capitals' sixth-round choice, 177th overall, in the 2011 NHL Draft

DEBUT

Boyd made his NHL debut on Dec. 4, 2017 against the San Jose Sharks, recorded his first point on March 18, 2018 against the Philadelphia Flyers and scored his first goal on Dec. 8, 2018 against the Columbus Blue Jackets.

TEAM USA

Boyd was a member of USA Hockey's National Team Development Program, recording 62 points (23g, 39a) in 113 games. Boyd also won a gold medal at the U18 World Junior Championships in 2011.

EFFICIENT

Boyd's 1.01 primary assists per 60 minutes of five-on-five play during the 2018-19 season ranked second on the Capitals, behind only Evgeny Kuznetsov (1.15).

MINNESOTA MAN

Boyd played four years at the University of Minnesota, recording 96 points (32g, 64a) in 148 games. Boyd won a Big Ten Championship and was named to the Big Ten Second All-Star Team in 2015 and the All-Academic Team in 2013.

AHL STANDOUT

During the 2017-18 season, Boyd recorded 47 points (15g, 32a) in 61 games with the Hershey Bears in the AHL, ranking second on the team in assists and points.

STREAKING

Boyd went on a four-game point streak (3g, 2a) from Dec. 6-14, 2018.

TRAVIS BOYD

VS. THE NHL

TEAM	GP	G	A	PTS	PIM
ARI	2	0	1	1	0
BOS	2	0	0	0	0
BUF	1	0	0	0	0
CAR	4	1	0	1	0
CHI	3	0	2	2	2
COL	2	0	1	1	0
CBJ	3	1	1	2	0
DAL	2	0	0	0	0
DET	4	2	1	3	2
EDM	1	0	2	2	0
FLA	1	0	0	0	0
LA	1	0	0	0	0
MIN	2	0	0	0	0
MTL	2	0	0	0	0
NSH	3	0	0	0	0
NJD	1	0	1	1	0
NYI	4	0	0	0	0
NYR	3	0	2	2	0
OTT	2	0	0	0	2
PHI	5	1	3	4	0
PIT	3	0	0	0	2
SJ	3	0	1	1	0
STL	1	0	1	1	0
TB	2	0	0	0	0
TOR	2	0	0	0	0
VAN	1	0	0	0	0
WPG	1	0	0	0	0
VAN	1	0	0	0	0
VGK	4	2	1	3	0
WPG	46	18	30	48	4

CAREER HIGHS

GOALS	ASSISTS	POINTS
5 (2018-19)	15 (2018-19)	20 (2018-19)

			REGULAR SEASON										PLAYOFFS				
YEAR	TEAM	LEAGUE	GP	G	A	PTS	PIM	+/-	PP	SH	GW	S	GP	G	A	PTS	PIM
2009-10	USNTDP	USHL	1	0	0	0	0	-	-	-	-	-	-	-	-	-	-
	U.S. National U17	USDP	52	10	14	24	22	-	-	-	-	-	-	-	-	-	-
	USA U17	WHC-17	6	1	2	3	0	-	-	-	-	-	-	-	-	-	-
2010-11	USNTDP	USHL	60	13	25	38	16	-	-	-	-	-	-	-	-	-	-
	USA U18	WJC-18	6	2	4	6	2	-	-	-	-	-	-	-	-	-	-
2011-12	Minnesota	NCAA	35	1	8	9	4	2	0	0	0	-	-	-	-	-	-
2012-13	Minnesota	NCAA	40	3	11	14	8	2	3	0	0	-	-	-	-	-	-
2013-14	Minnesota	NCAA	41	9	23	32	18	-	5	0	0	-	-	-	-	-	-
2014-15	Minnesota	NCAA	32	19	22	41	10	9	-	-	-	-	-	-	-	-	-
	Hershey	AHL	2	1	1	2	0	-1	1	0	0	5	-	-	-	-	-
2015-16	Hershey	AHL	76	21	32	53	24	6	7	0	2	116	21	2	7	9	4
2016-17	Hershey	AHL	76	16	47	63	16	19	6	0	4	113	12	1	7	8	2
2017-18	**CAPITALS**	**NHL**	**8**	**0**	**1**	**1**	**2**	**2**	**0**	**0**	**0**	**2**	**1**	**0**	**0**	**0**	**0**
	Hershey	AHL	61	15	32	47	12	-24	7	0	1	147	-	-	-	-	-
2018-19	**CAPITALS**	**NHL**	**53**	**5**	**15**	**20**	**6**	**6**	**0**	**0**	**1**	**35**	**1**	**0**	**0**	**0**	**0**
	NHL / CAPITALS TOTALS		**61**	**5**	**16**	**21**	**8**	**8**	**0**	**0**	**1**	**37**	**2**	**0**	**0**	**0**	**0**

PLAYOFFS VS. THE NHL

TEAM	GP	G	A	PTS	PIM
CAR	1	0	0	0	0
PIT	1	0	0	0	0

CAREER HIGHLIGHTS

FIRST NHL GAME:
12/4/17 (WSH 4 vs SJ 1)

FIRST NHL GOAL:
12/8/18 (WSH 4 at CBJ 0, Korpisalo)

FIRST NHL ASSIST:
3/18/18 (WSH 3 at PHI 6)

MOST GOALS IN A GAME:
1 (five times, last: 3/24/19, WSH 3 vs PHI 1)

MOST ASSISTS IN A GAME:
2 (11/5/18, WSH 4 vs EDM 2)

MOST POINTS IN A GAME:
2 (two times, last: 12/8/18, WSH 4 at CBJ 0)

MOST SHOTS IN A GAME:
3 (12/11/18, WSH 6 vs. DET 2)

MOST PIM IN A GAME:
2 (four times, last: 2/26/19, WSH 7 vs OTT 2)

MOST ICE TIME IN A GAME:
13:34 (12/8/18, WSH 4 at CBJ 0)

MULTIPLE-POINT GAMES:
2 (last: 12/8/18, WSH 4 at CBJ 0 1G, 1A)

LONGEST GOAL STREAK:
3 (12/8/18-12/14/18 3G)

LONGEST ASSIST STREAK:
3 (3/3/19-3/8/19 3A)

LONGEST POINT STREAK:
4 (12/6/18-12/14/18 3G 1A)

PENALTY SHOTS: None

SHOOTOUTS: None

MOST GOALS IN A PLAYOFF GAME:
None

MOST ASSISTS IN A PLAYOFF GAME:
None

MOST POINTS IN A PLAYOFF GAME:
None

JOHN CARLSON

D

74

SHOOTS RIGHT

HEIGHT 6'3"

WEIGHT 217

DOB JANUARY 10, 1990

BIRTHPLACE NATICK, MASSACHUSETTS

DRAFTED: Capitals' first-round choice, 27th overall, in the 2008 NHL Draft

ELITE D

Carlson is one of only three defensemen selected in the 2008 NHL Draft to reach the 400-point plateau, joining Erik Karlsson (563) and Drew Doughty (467). Since 2010-11, his first full season season, Carlson's 397 points are eighth among defensemen.

TEAM USA

Carlson has represented Team USA three times in his international career (2010 World Junior Championship, 2014 Olympic Games, 2016 World Cup of Hockey), recording nine points (4g, 5a) in 15 games. In the 2010 World Junior Championship, Carlson was named to the All-Star Team after scoring in overtime against Canada in the gold medal game.

300

Carlson recorded his 300th career assist on Feb. 18 against the Los Angeles Kings to become the third defenseman in franchise history (Calle Johansson: 361 assists; Scott Stevens: 331 assists), the fourth player from the 2008 NHL Draft class (and the third defenseman), and the 20th American-born defenseman all-time to reach the mark.

ALL-STAR

Carlson was named to the 2019 NHL All-Star Game in San Jose for the first time in his career. Following the season, he was named to the NHL's Second All-Star Team and finished fourth in the Norris Trophy vote.

MOVING UP

Carlson is the fifth defenseman in franchise history to record 400 points, joining Calle Johansson (474), Scott Stevens (429), Kevin Hatcher (426) and Sergei Gonchar (416). Carlson recorded his 87th career goal against the Ottawa Senators on Feb. 26, 2019, passing Larry Murphy (86) for the sixth most all-time by a Capitals defenseman.

RECORD SETTER

Carlson's 60 career playoff points (18g, 42a), 18 goals and 107 career playoff games each rank first in franchise history among defensemen. During the Capitals' 2018 Stanley Cup run, Carlson's 20 points (5g, 15a) set a single postseason franchise record and is the third-highest playoff point total by a defenseman in the last five postseasons.

688

With 688 career games, Carlson ranks third in franchise history in games played and is one of eight defensemen to reach the 600-game mark.

JOHN CARLSON

VS. THE NHL

TEAM	GP	G	A	PTS	PIM
ANA	13	3	7	10	0
ARI	14	4	4	8	2
BOS	27	5	9	14	2
BUF	27	2	7	9	6
CGY	15	0	3	3	4
CAR	42	7	21	28	18
CHI	14	3	7	10	2
COL	14	3	4	7	6
CBJ	25	6	13	19	8
DAL	14	2	4	6	4
DET	21	4	12	16	4
EDM	14	1	11	12	2
FLA	34	5	14	19	14
LA	13	0	3	3	4
MIN	13	0	5	5	4
MTL	30	2	14	16	18
NSH	14	0	10	10	20
NJ	35	4	19	23	26
NYI	34	3	16	19	8
NYR	33	5	17	22	4
OTT	28	6	7	13	4
PHI	37	1	15	16	14
PIT	35	7	15	22	8
SJ	15	1	9	10	6
STL	15	2	8	10	2
TB	36	6	19	25	16
TOR	29	2	17	19	10
VAN	13	4	9	13	4
VGK	4	0	2	2	0
WPG	30	2	12	14	12

CAREER HIGHS

GOALS	ASSISTS	POINTS
15 (2017-18)	57 (2018-19)	70 (2018-19)

			REGULAR SEASON										PLAYOFFS				
YEAR	TEAM	LEAGUE	GP	G	A	PTS	PIM	+/-	PP	SH	GW	S	GP	G	A	PTS	PIM
2005-06	N.J. Rockets	ATJHL	38	2	10	12	42	-	-	-	-	-	-	-	-	-	-
2006-07	N.J. Rockets	ATJHL	44	12	38	50	96	-	-	-	-	-	-	-	-	-	-
	Indiana	USHL	2	0	0	0	6	-	-	-	-	-	-	-	-	-	-
2007-08	Indiana	USHL	59	12	31	43	72	-	-	-	-	-	4	1	0	1	0
2008-09	London	OHL	59	16	60	76	65	-	-	-	-	-	14	7	15	22	16
	Hershey	AHL	-	-	-	-	-	-	-	-	-	-	16	2	1	3	0
2009-10	**CAPITALS**	**NHL**	**22**	**1**	**5**	**6**	**8**	**11**	**0**	**0**	**0**	**21**	**7**	**1**	**3**	**4**	**0**
	Hershey	AHL	48	4	35	39	26	+37	1	0	1	100	13	2	5	7	8
	United States	WJC	7	4	3	7	2	-	-	-	-	-	-	-	-	-	-
2010-11	**CAPITALS**	**NHL**	**82**	**7**	**30**	**37**	**44**	**21**	**1**	**0**	**3**	**144**	**9**	**2**	**1**	**3**	**4**
2011-12	**CAPITALS**	**NHL**	**82**	**9**	**23**	**32**	**22**	**-15**	**4**	**0**	**0**	**152**	**14**	**2**	**3**	**5**	**8**
2012-13	**CAPITALS**	**NHL**	**48**	**6**	**16**	**22**	**18**	**11**	**0**	**0**	**0**	**97**	**7**	**0**	**1**	**1**	**4**
2013-14	**CAPITALS**	**NHL**	**82**	**10**	**27**	**37**	**22**	**-3**	**5**	**0**	**0**	**208**	**-**	**-**	**-**	**-**	**-**
	United States	Olympics	6	1	1	2	0	1	0	0	0	5	-	-	-	-	-
2014-15	**CAPITALS**	**NHL**	**82**	**12**	**43**	**55**	**28**	**11**	**3**	**1**	**3**	**193**	**14**	**1**	**5**	**6**	**4**
2015-16	**CAPITALS**	**NHL**	**56**	**8**	**31**	**39**	**14**	**16**	**2**	**0**	**4**	**124**	**12**	**5**	**7**	**12**	**4**
2016-17	**CAPITALS**	**NHL**	**72**	**9**	**28**	**37**	**10**	**7**	**3**	**0**	**3**	**180**	**13**	**2**	**2**	**4**	**4**
	United States	World Cup	2	0	0	0	0	-3	0	0	0	-	-	-	-	-	-
2017-18	**CAPITALS**	**NHL**	**82**	**15**	**53**	**68**	**32**	**0**	**4**	**0**	**4**	**237**	**24**	**5**	**15**	**20**	**8**
2018-19	**CAPITALS**	**NHL**	**80**	**13**	**57**	**70**	**34**	**21**	**3**	**0**	**1**	**185**	**7**	**0**	**5**	**5**	**6**
	NHL / CAPITALS TOTALS		**688**	**90**	**313**	**403**	**232**	**80**	**25**	**1**	**18**	**1,541**	**100**	**18**	**37**	**55**	**36**

PLAYOFFS VS. THE NHL

TEAM	GP	G	A	PTS	PIM
BOS	7	0	2	2	4
CAR	7	0	5	5	6
CBJ	6	1	8	9	2
MTL	7	1	3	4	0
NYI	7	1	3	4	2
NYR	26	2	5	7	14
PHI	6	3	3	6	4
PIT	19	5	5	10	6
TB	11	2	5	7	0
TOR	6	1	1	2	0
VGK	5	2	2	4	4

CAREER HIGHLIGHTS

FIRST NHL GAME:
11/20/09 (WSH 2 vs MTL 3)

FIRST NHL GOAL:
3/25/10 (WSH 2 at CAR 3 SO, Legace)

FIRST NHL ASSIST:
1/21/10 (WSH 6 at PIT 3)

MOST GOALS IN A GAME:
2 (three times, last: 1/20/19 WSH 5 at CHI 8)

MOST ASSISTS IN A GAME:
3 (five times, last: 12/14/18, WSH 6 at CAR 5)

MOST POINTS IN A GAME:
3 (12 times, last:12/14/18, WSH 6 at CAR 5, 3A)

MOST SHOTS IN A GAME:
10 (three times, last: 1/25/18, WSH 4 at FLA 2)

MOST PIM IN A GAME:
14 (1/15/19, WSH 2 vs NSH 7)

MOST ICE TIME IN A GAME:
34:48 (12/10/13, WSH 6 vs. TBL 5 SO)

MULTIPLE-POINT GAMES:
83 (last: 3/30/19, WSH 6 at TB 3, 2A)

LONGEST GOAL STREAK:
3 (10/17/18-10/22/18, 3G)

LONGEST ASSIST STREAK:
4 (six times, last: 2/14/19-2/21/19, 5A)

LONGEST POINT STREAK:
7 (12/10/15-12/21/15, 2G-6A)

PENALTY SHOTS: None

SHOOTOUTS: 1/2

MOST GOALS IN A PLAYOFF GAME:
1 (18 times, last: 6/4/18, WSH 6 vs VGK 2)

MOST ASSISTS IN A PLAYOFF GAME:
3 (three times, last: 4/11/19, WSH 4 vs CAR 2)

MOST POINTS IN A PLAYOFF GAME:
3 (four times, last: 4/11/19, WSH 4 vs CAR 2, 3A)

JOHN CARLSON

CALDER CHAMPION

In his two seasons with the AHL's Hershey Bears (2008-09 and 2009-10), Carlson won two Calder Cup Trophies.

CAREER YEAR

Carlson's 70 points in 2018-19 (13g, 57a) ranked fourth in the NHL among defensemen, while his 57 assists were tied for second.

HIGH TOI

Over the last two seasons, Carlson's 24:55 TOI ranks ninth in the NHL among defensemen. Carlson has led the Capitals in ice time per game in each of the last three seasons.

DEFENSEMEN POINT LEADERS SINCE 2017-18

PLAYER	GOALS	ASSISTS	POINTS
BRENT BURNS	28	122	150
JOHN CARLSON	**28**	**110**	**138**
MORGAN RIELLY	26	98	124
KEITH YANDLE	17	101	118
VICTOR HEDMAN	29	88	117

CARLSON
74
Capital One

PHEONIX COPLEY

G

1

CATCHES LEFT

HEIGHT 6'4"

WEIGHT 200

DOB JANUARY 18, 1992

BIRTHPLACE NORTH POLE, ALASKA

ACQUIRED: From St. Louis along with Kevin Shattenkirk for Zach Sanford, Brad Malone, the Capitals' first-round selection in the 2017 NHL Draft and a conditional draft pick(s), February 27, 2017

ALASKA NATIVE

Copley is the only Alaskan-born goaltender in NHL history and one of three Alaskan-born active players in the NHL (Columbus' Brandon Dubinsky and Montreal's Nate Thompson).

1ST WIN

Copley recorded 27 saves in the Capitals' 4-3 shootout win against the Calgary Flames on Oct. 27, 2018, marking the goaltender's first NHL win (five games played). Additionally, Copley became the 41st goaltender in franchise history to record a win.

AHL

Copley has played in 145 career AHL games between the Hershey Bears and the Chicago Wolves, recording a 73-48-15 record with a 2.55 goals against average and a .913 save percentage.

DEBUT

Copley made his NHL debut on Feb. 27, 2016 as a member of the St. Louis Blues against the Nashville Predators.

HUSKIES

Copley played two seasons at Michigan Tech University, recording a 18-28-7 record with a 2.82 goals against average and a .906 save percentage in 54 games.

STREAKY

During the 2018-19 season, Copley went on a seven-game win streak from Nov. 16, 2018 to Dec. 29, 2018, recording a 2.48 goals against average and a .922 save percentage during that span. Copley also recorded a six-game win streak from Feb. 7, 2019 to March 19, 2019, recording a 2.62 goals against average and a .913 save percentage.

SHUTOUT

Copley recorded his first career shutout with a 35-save effort on Dec. 22, 2018 against the Ottawa Senators.

PHEONIX COPLEY

VS. THE NHL

TEAM	GP	MIN	SO	W	L	OT	GAA	SV%
ARI	1	60	0	1	0	0	2.00	.931
BUF	1	65	0	1	0	0	2.77	.897
CGY	1	65	0	1	0	0	2.77	.900
CHI	1	37	0	0	1	0	4.91	.824
COL	2	124	0	2	0	0	2.41	.921
CBJ	1	34	0	0	0	1	1.75	.909
DAL	1	64	0	0	0	1	1.89	.931
EDM	1	60	0	1	0	0	2.00	.939
FLA	2	101	0	0	1	1	2.98	.904
LA	2	120	0	2	0	0	3.00	.902
MIN	1	60	0	1	0	0	2.00	.929
MTL	1	22	0	0	0	0	11.12	.818
NSH	2	84	0	0	1	0	5.68	.771
NJD	2	120	0	1	1	0	3.51	.877
NYI	1	58	0	0	1	0	2.07	.913
NYR	2	124	0	2	0	0	3.86	.869
OTT	2	120	1	2	0	0	1.00	.971
PHI	1	60	0	1	0	0	3.01	.925
STL	1	58	0	0	1	0	4.15	.892
WPG	3	177	0	1	2	0	2.71	.907

CAREER HIGHS

GAMES PLAYED	WINS	SHUTOUTS
27 (2018-19)	16 (2018-19)	1 (2018-19)

			REGULAR SEASON										PLAYOFFS				
YEAR	TEAM	LEAGUE	GP	W	L	OT	MIN	GA	SO	GAA	SA	SV%	GP	W	L	GAA	SV%
2010-11	Corpus Christi	NAHL	42	14	23	-	2376	165	0	4.17	1,375	.880	-	-	-	-	-
2011-12	Tri-City	USHL	25	9	13	-	1451	75	2	3.14	804	.905	-	-	-	-	-
	Des Moines	USHL	20	7	11	-	1163	60	0	3.09	659	.909	-	-	-	-	-
2012-13	Michigan Tech	WCHA	24	8	5	-	1322	71	3	3.22	708	.900	-	-	-	-	-
2013-14	Michigan Tech	WCHA	30	10	13	-	1724	72	1	2.51	808	.911	7	3	4	2.32	.912
	South Carolina	ECHL	3	2	1	-	147	8	0	3.26	85	.906	-	-	-	-	-
2014-15	Hershey	AHL	26	17	4	3	1,520	55	3	2.17	732	.925	5	3	1	1.83	.946
2015-16	**St. Louis**	**NHL**	**1**	**0**	**0**	**0**	**25**	**1**	**0**	**2.50**	**6**	**.833**	**-**	**-**	**-**	**-**	**-**
	Chicago	AHL	37	15	16	3	2,088	97	3	2.79	1,066	.909	-	-	-	-	-
2016-17	**St. Louis**	**NHL**	**1**	**0**	**1**	**0**	**59**	**5**	**0**	**5.08**	**24**	**.828**	**-**	**-**	**-**	**-**	**-**
	Chicago	AHL	25	15	6	3	1,452	56	1	2.31	641	.920	-	-	-	-	-
	Hershey	AHL	16	11	5	3	920	33	0	2.15	443	.931	9	5	4	2.13	.933
2017-18	Hershey	AHL	41	15	17	6	2,184	106	2	2.91	912	.896	-	-	-	-	-
2018-19	**CAPITALS**	**NHL**	**27**	**16**	**7**	**3**	**1,529**	**74**	**1**	**2.90**	**776**	**.905**	**-**	**-**	**-**	**-**	**-**
	NHL TOTALS		**29**	**16**	**8**	**3**	**1,612**	**80**	**1**	**2.98**	**811**	**.901**	**-**	**-**	**-**	**-**	**-**
	CAPITALS TOTALS		**27**	**16**	**7**	**3**	**1,529**	**74**	**1**	**2.90**	**776**	**.905**	**-**	**-**	**-**	**-**	**-**

CAREER HIGHLIGHTS

FIRST NHL GAME:
2/27/16 (STL 0 at NSH 5)

FIRST NHL WIN:
10/27/18 (WSH 4 at CGY 3 SO)

FIRST NHL SHUTOUT:
12/22/18 (WSH 4 at OTT 0)

MOST SHOTS FACED IN A GAME:
40 (1/8/19, WSH 5 at PHI 3)

MOST SAVES IN A GAME:
37 (1/8/19, WSH 5 at PHI 3)

LONGEST WIN STREAK:
6 (11/16/18-12/29/18)

LONGEST LOSING STEAK:
3 (1/14/19-1/20/19)

SHOOTOUTS:
2-1, 5 GA on 12 attempts

MOST SHOTS FACED IN A PLAYOFF GAME:
None

MOST SHOTS FACED IN A PLAYOFF GAME:
None

CHRISTIAN DJOOS

D

29

SHOOTS LEFT

HEIGHT 6'0"

WEIGHT 180

DOB AUGUST 6, 1994

BIRTHPLACE GOTHENBURG, SWEDEN

DRAFTED: Capitals' seventh-round choice, 195th overall, in the 2012 NHL Draft

SAT%

Since the start of the 2017-18 season, Djoos leads all Capitals defensemen with a 50.62 shot attempt percentage (1,381 shot attempts for and 1,347 shot attempts against) at five-on five.

1ST IMPRESSION

Djoos became the first Capitals defenseman in franchise history to regiser two points (1g, 1a) in his NHL debut (Oct. 11, 2017 vs. Pittsburgh).

+/-

Since the start of the 2017-18 season, Djoos ranks second on the team in plus/minus (+22).

BLOODLINES

Djoos is the son of Par Djoos, who appeared in 82 games for the Detroit Red Wings and New York Rangers from 1990-93. The elder Djoos recorded 33 points (2g, 31a) in his career.

PLAYOFFS

Djoos played in 22 playoff games during the Capitals' Stanley Cup run in 2018 and recorded his first career playoff point (an assist) in Game 6 of the Eastern Conference First Round series against the Columbus Blue Jackets on April 23, 2018.

GF%

Djoos ranks first among Capitals defensemen over the last two seasons (minimum: 30 games played) in on-ice goals for percentage at 59.02 percent (72 goals for, 50 goals against) at five-on-five.

TEAM SWEDEN

Djoos has represented Sweden at two IIHF World Junior Championships (2013, 2014) and at IIHF U18 World Championship (2012), capturing a silver medal at each tournament.

CHRISTIAN DJOOS

VS. THE NHL

TEAM	GP	G	A	PTS	PIM
ANA	4	0	0	0	0
ARI	4	0	1	1	0
BOS	4	0	1	1	2
BUF	4	0	2	2	0
CGY	1	0	0	0	0
CAR	6	0	2	2	0
CHI	3	0	1	1	2
COL	2	0	0	0	0
CBJ	6	0	1	1	0
DAL	3	0	0	0	0
DET	5	0	1	1	0
EDM	4	0	0	0	0
FLA	6	1	2	3	4
LA	3	1	0	1	0
MIN	3	0	0	0	0
MTL	4	0	1	1	0
NSH	2	0	0	0	0
NJ	6	1	2	3	2
NYI	5	0	0	0	0
NYR	5	0	0	0	0
PHI	5	0	1	1	0
PIT	5	1	2	3	2
SJ	2	0	0	0	0
STL	1	0	0	0	0
TB	2	0	1	1	0
TOR	4	0	0	0	0
VAN	3	0	0	0	2
VGK	4	0	1	1	0
WPG	2	0	0	0	0

CAREER HIGHS

GOALS	ASSISTS	POINTS
3 (2017-18)	11 (2017-18)	14 (2017-18)

			REGULAR SEASON										PLAYOFFS				
YEAR	TEAM	LEAGUE	GP	G	A	PTS	PIM	+/-	PP	SH	GW	S	GP	G	A	PTS	PIM
2011-12	Brynäs IF J18	J18 Elit	1	1	1	2	0	2	-	-	-	-	-	-	-	-	-
	Brynäs IF J18	J18 Alls.	6	4	7	11	4	7	-	-	-	-	5	1	0	1	2
	Brynäs IF J20	SuperElit	40	3	21	24	22	11	-	-	-	-	2	0	0	0	0
	Brynäs IF	SHL	1	0	0	0	0	0	-	-	-	-	-	-	-	-	-
	Sweden U18	WJC-18	6	1	2	3	2	3	-	-	-	-	-	-	-	-	-
	Sweden U18	Int. Jr.	14	3	3	6	10	8	-	-	-	-	-	-	-	-	-
2012-13	Brynäs IF J20	SuperElit	2	0	2	2	2	1	-	-	-	-	-	-	-	-	-
	Brynäs IF	SHL	47	2	6	8	38	-1	-	-	-	-	4	0	0	0	0
	Sweden U20	WJC-20	6	0	3	3	0	-2	-	-	-	-	-	-	-	-	-
	Sweden U20	Int. Jr.	14	2	7	9	2	2	-	-	-	-	-	-	-	-	-
2013-14	Brynäs IF J20	SuperElit	1	0	1	1	0	-1	-	-	-	-	1	0	0	0	0
	Brynäs IF	SHL	47	1	12	13	4	5	-	-	-	-	5	1	2	3	0
	Sweden U20	WJC-20	7	2	1	3	2	3	-	-	-	-	-	-	-	-	-
	Sweden U20	Int. Jr.	17	3	8	11	6	8	-	-	-	-	-	-	-	-	-
2014-15	Brynäs IF	SHL	50	5	12	17	22	-10	-	-	-	-	7	1	1	2	8
	Hershey	AHL	1	0	1	1	0	0	0	0	0	2	-	-	-	-	-
2015-16	Hershey	AHL	62	8	14	22	8	7	3	0	1	74	21	2	7	9	8
2016-17	Hershey	AHL	66	13	45	58	34	9	4	0	2	85	12	2	6	8	2
2017-18	**CAPITALS**	**NHL**	**63**	**3**	**11**	**14**	**10**	**13**	**0**	**0**	**0**	**60**	**22**	**0**	**1**	**1**	**4**
2018-19	**CAPITALS**	**NHL**	**45**	**1**	**9**	**10**	**4**	**9**	**0**	**0**	**0**	**33**	**3**	**0**	**0**	**0**	**0**
	Hershey	AHL	2	0	0	0	2	0	0	0	0	4	-	-	-	-	-
	NHL / CAPITALS TOTALS		**108**	**4**	**20**	**24**	**14**	**22**	**0**	**0**	**0**	**93**	**25**	**0**	**1**	**1**	**4**

PLAYOFFS VS. THE NHL

TEAM	GP	G	A	PTS	PIM
CBJ	4	0	1	1	2
CAR	3	0	0	0	0
PIT	6	0	0	0	0
TB	7	0	0	0	0
VGK	5	0	0	0	2

CAREER HIGHLIGHTS

FIRST NHL GAME:
10/11/17 (WSH 2 vs PIT 3)

FIRST NHL GOAL:
10/11/17 (WSH 2 vs PIT 3, Murray)

FIRST NHL ASSIST:
10/11/17 (WSH 2 vs PIT 3)

MOST GOALS IN A GAME:
1 (four times, last: 2/11/19, WSH 6 vs LA 4)

MOST ASSISTS IN A GAME:
1 (11 times, last: 2/19/18, WSH 3 at BUF 2)

MOST POINTS IN A GAME:
1 (20 times, last: 3/30/19, WSH 6 at TB 3)

MOST SHOTS IN A GAME:
4 (12/30/17, WSH 5 vs NJ 2)

MOST PIM IN A GAME:
2 (Seven times, last: 2/9/19, WSH 4 at FLA 5 OT)

MOST ICE TIME IN A GAME:
17:41 (1/2/18, WSH 5 at CAR 4 OT)

MULTIPLE-POINT GAMES:
2 (last: 12/30/17, WSH 5 vs. NJD 2)

LONGEST GOAL STREAK:
None

LONGEST ASSIST STREAK:
4 (1/31/17-2/6/18, 4A)

LONGEST POINT STREAK:
4 (1/31/17-2/6/18, 4A)

PENALTY SHOTS: None

SHOOTOUTS: None

MOST GOALS IN A PLAYOFF GAME:
None

MOST ASSISTS IN A PLAYOFF GAME:
1 (4/23/18, WSH 6 at CBJ 3)

MOST POINTS IN A PLAYOFF GAME:
1 (4/23/18, WSH 6 at CBJ 3)

NIC DOWD

C

26

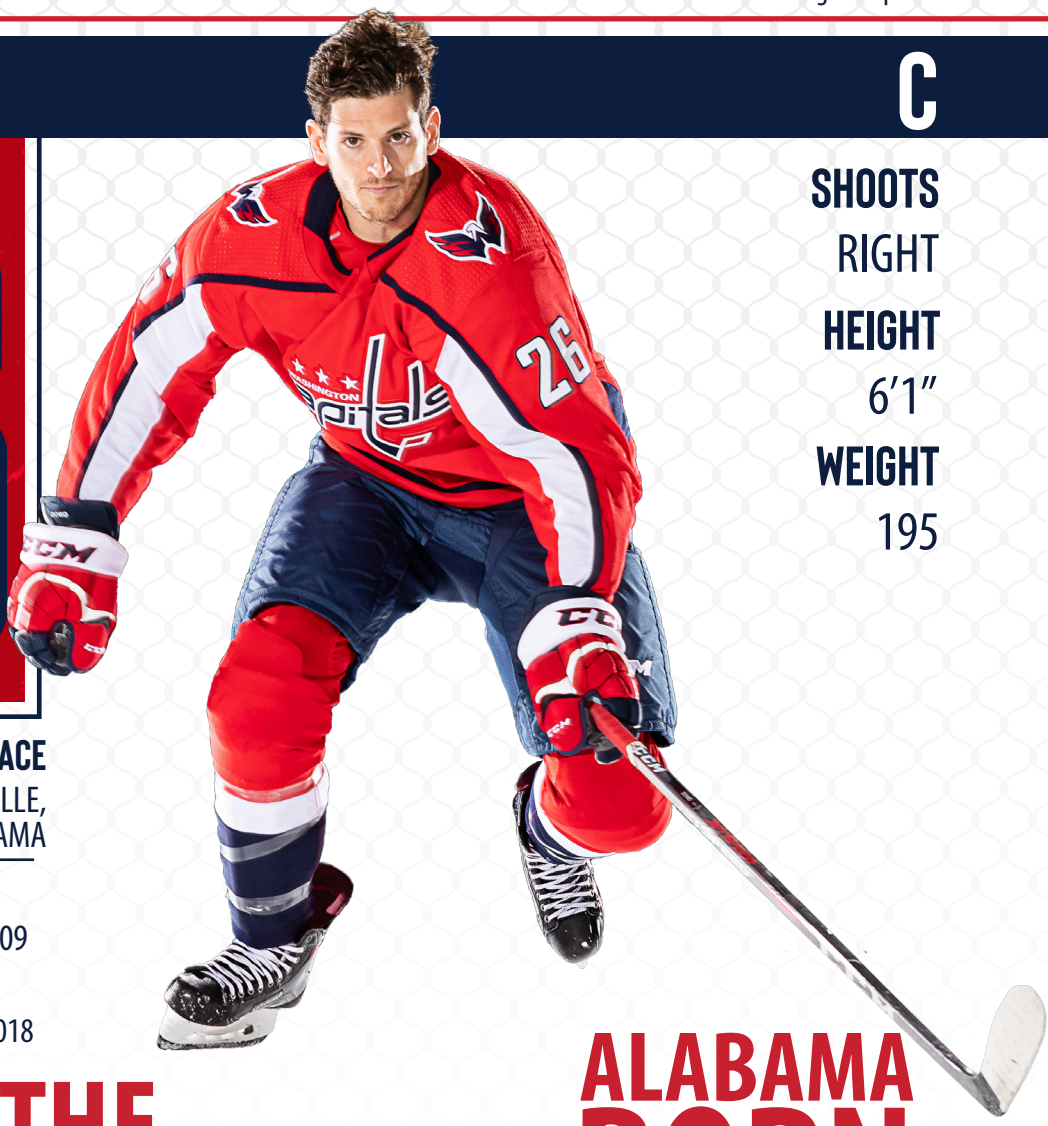

SHOOTS RIGHT

HEIGHT 6'1"

WEIGHT 195

DOB MAY 27, 1990

BIRTHPLACE HUNTSVILLE, ALABAMA

DRAFTED: Los Angeles' seventh-round choice, 198th overall, in the 2009 NHL Draft

ACQUIRED: Signed as a free agent, July 1, 2018

CAREER YEAR

Dowd scored a career-high eight goals in 2018-19 and his 22 points tied a career high.

IN THE DOT

Dowd's 51.9 faceoff win percentage led the Capitals in 2018-19.

PENALTY SHOT

Dowd scored on a penalty shot in Game 5 of the team's first-round series against the Carolina Hurricanes, marking the first successful penalty shot in the playoffs in franchise history and his first career playoff goal.

GAME WINNER

Dowd scored the game-winning goal against the Carolina Hurricanes on March 28, 2019, clinching a playoff spot for Washington. The 2019 postseason would mark Dowd's first career appearance in the playoffs.

BUDDIES

Dowd was college teammates with Capitals defenseman Nick Jensen at St. Cloud State University, where the two combined for 167 points (45g, 122a) in three seasons together (2010-2013).

3 ASSISTS

Dowd recorded three assists against the Carolina Hurricanes on Dec. 14, 2018, his first three-assist and three-point game of his career.

ALABAMA BORN

Dowd is the third player in NHL history that was born in the state of Alabama and the only player currently in the NHL.

COLLEGE HONORS

Dowd played four years at St. Cloud State University, recording 121 points (52g, 69a) in 155 games. During his senior season in 2014, Dowd was named a NCHC First Team All-Star, the NCHC's Best Defensive Forward, Scholar-Athlete of the Year and was a Hobey Baker Award finalist.

NIC DOWD

VS. THE NHL

TEAM	GP	G	A	PTS	PIM
ANA	9	1	2	3	0
ARI	8	0	0	0	0
BOS	7	2	0	2	0
BUF	6	0	1	1	4
CGY	9	2	1	3	6
CAR	5	1	3	4	0
CHI	5	0	0	0	4
COL	6	0	2	2	2
CBJ	6	0	1	1	0
DAL	6	2	1	3	2
DET	5	1	2	3	0
EDM	8	1	2	3	0
FLA	6	0	2	2	4
LA	5	1	0	1	2
MIN	7	0	1	1	4
MTL	8	1	0	1	4
NSH	4	1	3	4	0
NJ	5	0	2	2	2
NYI	7	1	0	1	2
NYR	5	2	1	3	2
OTT	5	0	0	0	2
PHI	4	0	1	1	0
PIT	5	1	0	1	0
SJ	11	0	2	2	6
STL	8	0	1	1	0
TB	7	0	0	0	6
TOR	6	0	1	1	0
VAN	4	0	1	1	4
VGK	5	0	0	0	0
WSH	4	0	0	0	6
WPG	9	0	1	1	7

CAREER HIGHS

GOALS	ASSISTS	POINTS
8 (2018-19)	16 (2016-17)	22 (2016-17, 2018-19)

			REGULAR SEASON										PLAYOFFS				
YEAR	TEAM	LEAGUE	GP	G	A	PTS	PIM	+/-	PP	SH	GW	S	GP	G	A	PTS	PIM
2007-08	Culver M.A.	USHS-Prep	45	15	31	46	38	-	-	-	-	-	-	-	-	-	-
2008-09	St. Louis	NAHL	3	0	0	0	2	-1	-	-	-	-	-	-	-	-	-
	Wenatchee	NAHL	43	16	33	49	71	9	-	-	-	-	13	8	14	22	34
2009-10	Indiana	USHL	46	16	23	39	48	20	-	-	-	-	9	2	4	6	2
2010-11	St. Cloud State	NCAA	36	5	13	18	34	1	1	0	2	44	-	-	-	-	-
2011-12	St. Cloud State	NCAA	39	11	13	24	36	2	2	1	0	91	-	-	-	-	-
2012-13	St. Cloud State	NCAA	41	14	25	39	41	6	4	0	5	92	-	-	-	-	-
2013-14	St. Cloud State	NCAA	38	22	18	40	32	17	10	2	5	95	-	-	-	-	-
	Manchester	AHL	7	0	3	3	0	1	0	0	0	6	4	1	0	1	0
2014-15	Manchester	AHL	75	9	32	41	44	17	2	0	2	118	19	7	6	13	10
2015-16	**Los Angeles**	**NHL**	**5**	**0**	**0**	**0**	**2**	**1**	**0**	**0**	**0**	**3**	**-**	**-**	**-**	**-**	**-**
	Ontario	AHL	58	14	34	48	49	13	3	1	3	140	13	4	7	11	14
2016-17	**Los Angeles**	**NHL**	**70**	**6**	**16**	**22**	**25**	**-15**	**1**	**0**	**2**	**78**	**-**	**-**	**-**	**-**	**-**
2017-18	**Los Angeles**	**NHL**	**16**	**0**	**1**	**1**	**12**	**-3**	**0**	**0**	**0**	**11**	**-**	**-**	**-**	**-**	**-**
	Vancouver	**NHL**	**40**	**3**	**0**	**3**	**16**	**-7**	**1**	**0**	**1**	**40**	**-**	**-**	**-**	**-**	**-**
2018-19	**CAPITALS**	**NHL**	**64**	**8**	**14**	**22**	**20**	**10**	**0**	**0**	**3**	**47**	**7**	**1**	**0**	**1**	**6**
	NHL TOTALS		**195**	**17**	**31**	**48**	**75**	**-14**	**2**	**0**	**6**	**179**	**7**	**1**	**0**	**1**	**6**
	CAPITALS TOTALS		**64**	**8**	**14**	**22**	**20**	**10**	**0**	**0**	**3**	**47**	**7**	**1**	**0**	**1**	**6**

PLAYOFFS VS. THE NHL

TEAM	GP	G	A	PTS	PIM
CAR	7	1	0	1	6

CAREER HIGHLIGHTS

FIRST NHL GAME:
10/18/16 (LA 3 at MIN 6)

FIRST NHL GOAL:
10/20/16 (LA 4 at DAL 3 OT, Lehtonen)

FIRST NHL ASSIST:
10/22/16 (LA 4 vs. VAN 3 SO)

MOST GOALS IN A GAME:
1 (17 times, last: 4/4/19, WSH 2 vs MTL 1)

MOST ASSISTS IN A GAME:
3 (12/14/18, WSH 6 at CAR 5 SO)

MOST POINTS IN A GAME:
3 (12/14/18, WSH 6 at CAR 5 SO, 3A)

MOST SHOTS IN A GAME:
5 (10/20/16, LA 4 at DAL 3 OT)

MOST PIM IN A GAME:
6 (12/4/18, WSH 3 at VGK 5)

MOST ICE TIME IN A GAME:
18:30 (11/13/16, LA 2 at WPG 3 SO)

MULTIPLE-POINT GAMES:
3 (last: 12/14/18, WSH 6 at CAR 5 SO, 3A)

LONGEST GOAL STREAK:
2 (11/24/18-11/26/18, 2G)

LONGEST ASSIST STREAK:
3 (two times, last: 12/8/18-12/14/18, 5A)

LONGEST POINT STREAK:
3 (three times, last: 12/8/18-12/14/18, 5A)

PENALTY SHOTS: None

SHOOTOUTS: 0/2

MOST GOALS IN A PLAYOFF GAME:
1 (4/20/19, WSH 6 vs CAR 0)

MOST ASSISTS IN A PLAYOFF GAME:
None

MOST POINTS IN A PLAYOFF GAME:
1 (4/20/19, WSH 6 vs CAR 0)

LARS ELLER

C

20

SHOOTS LEFT

HEIGHT 6'2"

WEIGHT 205

DOB MAY 8, 1989

BIRTHPLACE RODOVRE, DENMARK

DRAFTED: St. Louis' first-round choice, 13th overall, in the 2007 NHL Draft

ACQUIRED: From Montreal in exchange for Washington's second-round pick in the 2017 and 2018 NHL Drafts, June 24, 2016

GREAT DANE

Eller has 255 career points (116g, 139a), which is the fourth-highest total of any Danish-born player in NHL history. Additionally, Eller became the first Dane to win the Stanley Cup in 2018.

BIGGEST GOAL

Lars Eller scored the game-winning goal against the Vegas Golden Knights in Game 5 of the Stanley Cup Final on June 7, 2018, securing the Capitals' first ever Stanley Cup.

4

As a member of the Montreal Canadiens, Eller recorded four goals on Jan. 4, 2015, his first and only career hat trick. He's one of 28 active players in the NHL with a four-goal game.

PASSER

Eller set a career high with 23 assists in 2018-19.

3 ASSISTS

Eller recorded three assists against the Florida Panthers on Oct. 19, 2018, marking his first career three-assist game.

OTG

Eller scored the overtime game-winning goal against the Montreal Canadiens on Nov. 19, 2018. That marked Eller's 22nd career game-winning goal, tying him with Jannik Hansen for the most game-winning goals by a Danish born player in NHL history, and his second career overtime goal, one shy of the all-time mark by a Danish born player (Mikkel Boedker: 3).

6TH

Since joining Washington in the 2016-17 season, Eller's 99 points (43g, 56a) rank sixth on the Capitals.

LARS ELLER

VS. THE NHL

TEAM	GP	G	A	PTS	PIM
ANA	13	1	1	2	6
ARI	14	1	2	3	8
BOS	35	9	4	13	41
BUF	38	3	5	8	6
CGY	17	6	3	9	16
CAR	31	10	4	14	12
CHI	13	1	4	5	2
COL	14	2	2	4	10
CBJ	23	2	3	5	6
DAL	12	2	5	7	2
DET	23	1	5	6	8
EDM	16	3	3	6	14
FLA	31	5	11	16	22
LA	13	3	1	4	10
MIN	13	2	4	6	6
MTL	9	5	1	6	8
NSH	16	0	2	2	2
NJ	32	8	5	13	18
NYI	32	6	9	15	26
NYR	31	5	8	13	22
OTT	37	6	8	14	28
PHI	33	3	9	12	29
PIT	31	6	8	14	14
SJ	14	1	0	1	20
STL	14	2	4	6	6
TB	33	2	6	8	18
TOR	37	7	12	19	16
VAN	16	3	2	5	8
VGK	4	0	0	0	8
WSH	19	4	2	6	18
WPG	21	7	6	13	10

CAREER HIGHS

GOALS	ASSISTS	POINTS
18 (2017-18)	23 (2018-19)	38 (2017-18)

			REGULAR SEASON										PLAYOFFS				
YEAR	TEAM	LEAGUE	GP	G	A	PTS	PIM	+/-	PP	SH	GW	S	GP	G	A	PTS	PIM
2007-08	Frolunda HC	Sweden	14	0	2	2	4	-2	-	-	-	-	7	0	1	1	2
	Denmark	WJC	6	3	3	6	37	-5	-	-	-	-	-	-	-	-	-
	Denmark	WC	6	0	2	2	0	-7	-	-	-	-	-	-	-	-	-
2008-09	Frolunda HC	Sweden	48	12	17	29	28	13	-	-	-	-	10	3	1	4	12
2009-10	**St. Louis**	**NHL**	**7**	**2**	**0**	**2**	**4**	**2**	**1**	**0**	**0**	**8**	**-**	**-**	**-**	**-**	**-**
	Peoria	AHL	70	18	39	57	84	-1	-	-	-	-	-	-	-	-	-
	Denmark	WC	7	2	3	5	8	2	-	-	-	-	-	-	-	-	-
2010-11	**Montreal**	**NHL**	**77**	**7**	**10**	**17**	**48**	**-4**	**0**	**0**	**2**	**79**	**7**	**0**	**2**	**2**	**4**
2011-12	**Montreal**	**NHL**	**79**	**16**	**12**	**28**	**66**	**-5**	**2**	**2**	**2**	**129**	**-**	**-**	**-**	**-**	**-**
	Denmark	WC	7	3	2	5	14	-2	-	-	-	-	-	-	-	-	-
2012-13	**Montreal**	**NHL**	**46**	**8**	**22**	**30**	**45**	**8**	**1**	**0**	**1**	**84**	**1**	**0**	**0**	**0**	**0**
	JyP HY Jyvaskyla	Finland	15	5	10	15	18	2	-	-	-	-	-	-	-	-	-
2013-14	**Montreal**	**NHL**	**77**	**12**	**14**	**26**	**68**	**-15**	**2**	**1**	**3**	**137**	**17**	**5**	**8**	**13**	**18**
2014-15	**Montreal**	**NHL**	**77**	**15**	**12**	**27**	**42**	**-6**	**1**	**0**	**7**	**150**	**12**	**1**	**2**	**3**	**4**
2015-16	**Montreal**	**NHL**	**79**	**13**	**13**	**26**	**28**	**-13**	**1**	**1**	**2**	**149**	**-**	**-**	**-**	**-**	**-**
2016-17	**CAPITALS**	**NHL**	**81**	**12**	**13**	**25**	**36**	**15**	**0**	**1**	**2**	**115**	**13**	**0**	**5**	**5**	**10**
2017-18	**CAPITALS**	**NHL**	**81**	**18**	**20**	**38**	**38**	**-6**	**3**	**0**	**2**	**161**	**24**	**7**	**11**	**18**	**18**
2018-19	**CAPITALS**	**NHL**	**81**	**13**	**23**	**36**	**37**	**-1**	**0**	**1**	**1**	**163**	**7**	**1**	**2**	**3**	**2**
	Denmark	WC	3	2	3	5	6	2	-	-	-	-	-	-	-	-	-
	NHL TOTALS		**685**	**116**	**139**	**255**	**412**	**-25**	**11**	**6**	**22**	**1,175**	**81**	**14**	**30**	**44**	**56**
	CAPITALS TOTALS		**243**	**43**	**56**	**99**	**111**	**8**	**3**	**2**	**5**	**439**	**44**	**8**	**18**	**26**	**30**

PLAYOFFS VS. THE NHL

TEAM	GP	G	A	PTS	PIM
BOS	14	2	4	6	12
CAR	7	1	2	3	2
CBJ	6	2	0	2	6
NYR	6	1	3	4	8
OTT	7	1	1	2	4
PIT	13	1	7	8	4
TB	17	4	9	13	12
TOR	6	0	2	2	6
VGK	5	2	2	4	2

CAREER HIGHLIGHTS

FIRST NHL GAME:
11/5/09 (STL 1 vs CGY 2 OT)

FIRST NHL GOAL:
11/5/09 (STL 1 vs CGY 2 OT, Kiprusoff)

FIRST NHL ASSIST:
10/25/10 (MTL 3 vs PHX 2 OT)

MOST GOALS IN A GAME:
4 (1/4/12, MTL 7 vs. WPG 3, 4G-1A)

MOST ASSISTS IN A GAME:
3 (10/19/18, WSH 5 vs. FLA 6 SO)

MOST POINTS IN A GAME:
5 (1/4/12, MTL 7 vs. WPG 3, 4G-1A)

MOST SHOTS IN A GAME:
8 (11/15/13, MTL 3 at CBJ 2 SO)

MOST PIM IN A GAME:
15 (4/15/13, MTL 3 vs PHI 7)

MOST ICE TIME IN A GAME:
22:25 (11/19/18, WSH 5 at MTL 4 OT)

MULTIPLE-POINT GAMES:
44 (last: 3/20/19, WSH 4 vs. TB 5 OT, 1G, 2A)

LONGEST GOAL STREAK:
4 (1/7/18-1/12/18, 4G)

LONGEST ASSIST STREAK:
3 (three times, last: 1/25/18-2/2/18, 4A)

LONGEST POINT STREAK:
4 (two times, last: 1/7/18-1/12/18, 4G)

PENALTY SHOTS: 1/2

SHOOTOUTS: 6/18

MOST GOALS IN A PLAYOFF GAME:
1 (14 times, last: 4/11/19, WSH 4 vs CAR 2)

MOST ASSISTS IN A PLAYOFF GAME:
3 (4/29/18, WSH 4 vs PIT 1)

MOST POINTS IN A PLAYOFF GAME:
3 (three times, last: 5/30/18, WSH 3 at VGK 2, 1G-2A)

RADKO GUDAS

D

33

SHOOTS RIGHT

HEIGHT 6'0"

WEIGHT 205

DOB
JUNE 5, 1990

BIRTHPLACE
PRAGUE, CZECH REPUBLIC

DRAFTED: Tampa Bay's third-round choice, 66th overall, in the 2010 NHL Draft

ACQUIRED: From Philadelphia in exchange for Matt Niskanen, June 14, 2019

20 POINTS

Gudas recorded 20 points (4g, 16a) in 77 games with the Flyers last season, his third career season with at least 20 points.

CZECH MATE

Gudas appeared in the 2019 IIHF World Championship for Team Czech Republic, recording four points (1g, 3a) in 10 games. In 34 career international games, Gudas has 10 points (4g, 6a).

2010 DRAFT

Gudas, who was selected by Tampa Bay in the third round (66th overall) in the 2010 NHL Draft, ranks fourth in games played by a defenseman from that class.

SAT%

Gudas' career 51.88 shot attempt percentage (6,487 shot attempts for, 6,018 against) at five-on-five ranks 23rd in the NHL among active defensemen with at least 400 career games since 2012-13, Gudas' rookie year.

HEAVY HITTER

Gudas ranked third among defensemen and 10th in the NHL in hits (255) last season and ranks second among defensemen and sixth in the NHL in hits (1,484) since 2012-13.

GF%

Gudas' 51.14 goals for percentage at five-on-five ranked first among Flyers defensemen and second overall on the team (Claude Giroux: 53.13) among players with at least 30 games played.

RADKO GUDAS

VS. THE NHL

TEAM	GP	G	A	PTS	PIM
ANA	9	0	0	0	22
ARI	9	0	1	1	4
BOS	15	0	1	1	18
BUF	19	2	5	7	33
CGY	9	0	2	2	16
CAR	23	2	4	6	16
CHI	9	1	2	3	8
COL	8	1	3	4	4
CBJ	18	2	5	7	34
DAL	9	0	1	1	14
DET	18	1	1	2	12
EDM	9	1	4	5	16
FLA	17	1	1	2	50
LA	9	0	0	0	6
MIN	12	0	4	4	6
MTL	16	0	0	0	33
NSH	9	0	1	1	14
NJ	18	1	4	5	54
NYI	22	2	6	8	14
NYR	21	0	6	6	8
OTT	20	1	6	7	38
PHI	4	0	1	1	6
PIT	18	2	5	7	28
SJ	9	0	0	0	18
STL	8	0	1	1	8
TB	11	1	1	2	11
TOR	20	5	6	11	20
VAN	7	0	1	1	4
VGK	4	1	1	2	2
WSH	23	0	4	4	26
WPG	13	0	4	4	36

CAREER HIGHS

GOALS	ASSISTS	POINTS
6 (2016-17)	19 (2013-14)	23 (2016-17)

			REGULAR SEASON										PLAYOFFS				
YEAR	TEAM	LEAGUE	GP	G	A	PTS	PIM	+/-	PP	SH	GW	S	GP	G	A	PTS	PIM
2007-08	Kladno	Czech	-	-	-	-	-	-	-	-	-	-	1	0	0	0	0
	Berounsti Medvedi	Czech2	35	0	4	4	61	-7	-	-	-	-	8	1	1	2	29
	Czech Rep. U-18	WJC-18	5	1	1	2	12	6	-	-	-	-	-	-	-	-	-
2008-09	Kladno	Czech	7	0	1	1	8	-3	-	-	-	-	7	0	0	0	2
	Berounsti Medvedi	Czech2	21	0	3	3	74	-7	-	-	-	-	11	1	3	4	36
	Czech Rep.	WJC	6	2	1	3	8	-1	-	-	-	-	-	-	-	-	-
2009-10	Everett	WHL	65	7	30	37	151	45	-	-	-	-	3	0	2	2	4
	Czech Rep.	WJC	6	0	2	2	14	2	-	-	-	-	-	-	-	-	-
2010-11	Norfolk	AHL	76	4	13	17	165	15	1	0	3	116	6	0	0	0	7
2011-12	Norfolk	AHL	73	7	13	20	195	19	0	1	1	74	16	0	3	3	14
2012-13	**Tampa Bay**	**NHL**	**22**	**2**	**3**	**5**	**38**	**3**	**0**	**0**	**1**	**31**	**-**	**-**	**-**	**-**	**-**
	Syracuse	AHL	57	4	16	20	207	32	1	0	0	136	12	2	0	2	34
2013-14	**Tampa Bay**	**NHL**	**73**	**3**	**19**	**22**	**152**	**2**	**1**	**0**	**1**	**114**	**3**	**0**	**1**	**1**	**9**
	Czech Rep.	Olympics	3	0	0	0	4	-1	-	-	-	-	-	-	-	-	-
2014-15	**Tampa Bay**	**NHL**	**31**	**2**	**3**	**5**	**34**	**-5**	**0**	**0**	**1**	**63**	**-**	**-**	**-**	**-**	**-**
	Philadelphia	**NHL**	**-**	**-**	**-**	**-**	**-**	**-**	**-**	**-**	**-**	**-**	**-**	**-**	**-**	**-**	**-**
2015-16	**Philadelphia**	**NHL**	**76**	**5**	**9**	**14**	**116**	**-3**	**0**	**0**	**1**	**150**	**6**	**0**	**0**	**0**	**18**
2016-17	**Philadelphia**	**NHL**	**67**	**6**	**17**	**23**	**93**	**8**	**0**	**0**	**0**	**113**	**-**	**-**	**-**	**-**	**-**
	Czech Rep.	WC	8	2	1	3	6	-1	-	-	-	-	-	-	-	-	-
2017-18	**Philadelphia**	**NHL**	**70**	**2**	**14**	**16**	**83**	**0**	**0**	**0**	**0**	**142**	**6**	**0**	**0**	**0**	**9**
	Czech Rep.	WC	8	0	2	2	4	6	-	-	-	-	-	-	-	-	-
2018-19	**Philadelphia**	**NHL**	**77**	**4**	**16**	**20**	**63**	**6**	**0**	**0**	**0**	**136**	**-**	**-**	**-**	**-**	**-**
	Czech Rep.	WC	10	1	3	4	12	11	-	-	-	-	-	-	-	-	-
	NHL TOTALS		**416**	**24**	**81**	**105**	**579**	**11**	**1**	**0**	**4**	**749**	**15**	**0**	**1**	**1**	**36**

PLAYOFFS VS. THE NHL

TEAM	GP	G	A	PTS	PIM
MTL	3	0	0	1	9
PIT	6	0	0	0	9
WSH	6	0	0	0	18

CAREER HIGHLIGHTS

FIRST NHL GAME:
3/12/13 (TB 3 at FLA 1)

FIRST NHL GOAL:
3/20/13 (TB 2 at TOR 4, Reimer)

FIRST NHL ASSIST:
3/29/13 (TB 5 vs NJ 4 SO)

MOST GOALS IN A GAME:
2 (3/5/16, PHI 6 vs. CBJ 0)

MOST ASSISTS IN A GAME:
3 (10/10/18, PHI 7 at OTT 4)

MOST POINTS IN A GAME:
4 (3/5/16, PHI 6 vs. CBJ 0, 2G-2A)

MOST SHOTS IN A GAME:
7 (3/5/16, PHI 6 vs. CBJ 0)

MOST PIM IN A GAME:
22 (10/27/13, TB 4 vs FLA 3 SO)

MOST ICE TIME IN A GAME:
28:38 (12/10/13, TB 5 at WSH 6 SO)

MULTIPLE-POINT GAMES:
10 (last: 3/15/19, PHI 6 at TOR 7, 1G, 1A)

LONGEST GOAL STREAK:
2 (two times, last: 2/11/8-2/13/18, 2G)

LONGEST ASSIST STREAK:
3 (1/11/14-1/14/14, 3A)

LONGEST POINT STREAK:
3 (two times, last:1/11/14-1/14/14, 3A)

PENALTY SHOTS: None

SHOOTOUTS: None

MOST GOALS IN A PLAYOFF GAME:
None

MOST ASSISTS IN A PLAYOFF GAME:
1 (4/20/14, TB 2 at MTL 3)

MOST POINTS IN A PLAYOFF GAME:
1 (4/20/14, TB 2 at MTL 3, 1A)

CARL HAGELIN

LW

62

SHOOTS LEFT

HEIGHT 6′0″

WEIGHT 185

DOB AUGUST 23, 1988

BIRTHPLACE SODERTALJE, SWEDEN

DRAFTED: New York Rangers' sixth-round choice, 168th overall, in the 2007 NHL Draft

ACQUIRED: From Los Angeles in exchange for Washington's third-round choice in the 2019 NHL Draft and a conditional sixth-round choice in the 2020 NHL Draft, February 21, 2019

6 Hagelin has recorded double digit goals in six of his eight seasons.

2007 DRAFT

Selected by the Rangers in the sixth round (168th overall) in the 2007 NHL Draft, Hagelin's 241 points rank 16th among forwards selected from that class.

SAT%

His 54.24 shot attempt percentage (704 shot attempts for, 594 against) ranked 15th in the NHL among left wings with at least 50 games played last season.

GO BLUE

Hagelin played four years at the University of Michigan, winning two NCAA championships (2008, 2010). The first ever Swedish player to play at Michigan, Hagelin recorded 152 points (61g, 91a) in 171 games and was named to the NCAA's First All-Star Team, a NCAA (West) Second All-American and was named the NCAA's Best Defensive Forward in 2010.

PK PRO

Hagelin's 2:21 minutes per game on the penalty kill ranked first among Capitals forwards since his debut with Washington on Feb. 23, 2019.

+/-

Hagelin's career +90 plus/minus rating ranks 18th in the NHL since 2011-12, his rookie season.

PLAYOFF PERFORMER

A two-time Stanley Cup winner (2016 and 2017), Hagelin has 48 points (22g, 26a) in 128 career playoff games, which is tied with Alex Ovechkin for the most playoff games among the Capitals and tied for the 14th most among active NHL forwards.

GAME 7

Hagelin is 8-2 in 10 career Game 7s. His eight victories are tied for the most in NHL history with Justin Williams (8-1), Brad Richards (8-0), Ray Bourque (8-1) and Glenn Anderson (8-4).

CARL HAGELIN

VS. THE NHL

TEAM	GP	G	A	PTS	PIM
ANA	8	2	3	5	0
ARI	13	0	4	4	8
BOS	22	2	3	5	10
BUF	22	7	3	10	18
CGY	10	2	3	5	6
CAR	29	7	16	23	18
CHI	12	2	4	6	4
COL	11	1	2	3	0
CBJ	18	4	2	6	10
DAL	12	4	3	7	10
DET	15	2	5	7	10
EDM	11	3	0	3	2
FLA	22	5	5	10	8
LA	7	0	1	1	2
MIN	12	2	4	6	6
MTL	19	3	7	10	8
NSH	14	0	4	4	12
NJ	33	6	14	20	16
NYI	34	5	5	10	10
NYR	15	4	5	9	4
OTT	21	4	6	10	6
PHI	33	3	11	14	14
PIT	22	3	4	7	10
SJ	11	1	3	4	2
STL	13	0	4	4	2
TB	26	5	7	12	10
TOR	20	4	5	9	4
VAN	14	2	5	7	4
VGK	3	0	3	3	0
WSH	29	4	6	10	20
WPG	15	6	1	7	4

CAREER HIGHS

GOALS	ASSISTS	POINTS
17 (2013-14, 2014-15)	24 (2011-12)	38 (2011-12)

			REGULAR SEASON										PLAYOFFS				
YEAR	TEAM	LEAGUE	GP	G	A	PTS	PIM	+/-	PP	SH	GW	S	GP	G	A	PTS	PIM
2004-05	Södertälje SK J18	J18 Allsvenskan	14	10	7	17	16	-	-	-	-	-	2	0	2	2	0
2005-06	Södertälje SK J18	J18 Allsvenskan	7	4	8	12	2	-	-	-	-	-	-	-	-	-	-
	Södertälje SK J20	SuperElit	41	20	20	40	42	-	-	-	-	-	4	1	2	3	22
2006-07	Södertälje SK J20	SuperElit	40	24	31	55	42	-	-	-	-	-	3	1	5	6	20
2007-08	Michigan	NCAA	41	11	11	22	28	18	-	-	-	-	-	-	-	-	-
	Sweden U20	WJC-20	6	0	0	0	0	-1	-	-	-	-	-	-	-	-	-
2008-09	Michigan	NCAA	41	13	18	31	32	19	-	-	-	-	-	-	-	-	-
2009-10	Michigan	NCAA	45	19	31	50	34	20	-	-	-	-	-	-	-	-	-
2010-11	Michigan	NCAA	44	18	31	49	39	21	-	-	-	-	-	-	-	-	-
	Connecticut	AHL	0	0	0	0	0	0	-	-	-	-	5	1	1	2	4
2011-12	**NY Rangers**	**NHL**	**64**	**14**	**24**	**38**	**24**	**21**	**0**	**2**	**2**	**131**	**17**	**0**	**3**	**3**	**17**
	Connecticut	AHL	17	7	6	13	6	12	-	-	-	-	-	-	-	-	-
2012-13	Södertälje SK	Allsvenskan	8	5	6	11	0	9	-	-	-	-	-	-	-	-	-
	NY Rangers	**NHL**	**48**	**10**	**14**	**24**	**18**	**10**	**1**	**0**	**1**	**132**	**12**	**3**	**3**	**6**	**0**
2013-14	**NY Rangers**	**NHL**	**72**	**17**	**16**	**33**	**44**	**8**	**0**	**1**	**5**	**144**	**25**	**7**	**5**	**12**	**16**
	Sweden	Olympics	6	2	0	2	0	1	-	-	-	-	-	-	-	-	-
2014-15	**NY Rangers**	**NHL**	**82**	**17**	**16**	**33**	**44**	**8**	**1**	**0**	**4**	**185**	**25**	**7**	**5**	**12**	**16**
2015-16	**Anaheim**	**NHL**	**43**	**4**	**8**	**12**	**14**	**-10**	**0**	**0**	**0**	**82**	**-**	**-**	**-**	**-**	**-**
	Pittsburgh	**NHL**	**37**	**10**	**17**	**27**	**18**	**18**	**0**	**0**	**6**	**96**	**24**	**6**	**10**	**16**	**14**
2016-17	**Pittsburgh**	**NHL**	**61**	**6**	**16**	**22**	**16**	**10**	**0**	**0**	**2**	**128**	**15**	**2**	**0**	**2**	**19**
	Sweden	WC	4	0	1	1	0	1	-	-	-	-	-	-	-	-	-
2017-18	**Pittsburgh**	**NHL**	**81**	**10**	**21**	**31**	**28**	**8**	**0**	**0**	**2**	**169**	**9**	**2**	**1**	**3**	**2**
2018-19	**Pittsburgh**	**NHL**	**16**	**1**	**2**	**3**	**12**	**2**	**0**	**0**	**0**	**28**	**-**	**-**	**-**	**-**	**-**
	Los Angeles	**NHL**	**22**	**1**	**4**	**5**	**8**	**-2**	**0**	**0**	**1**	**36**	**-**	**-**	**-**	**-**	**-**
	CAPITALS	**NHL**	**20**	**3**	**8**	**11**	**10**	**7**	**0**	**0**	**1**	**35**	**7**	**0**	**1**	**1**	**0**
	NHL TOTALS		**546**	**93**	**148**	**241**	**238**	**90**	**2**	**4**	**24**	**1,166**	**128**	**22**	**26**	**48**	**74**
	CAPITALS TOTALS		**20**	**3**	**8**	**11**	**10**	**7**	**0**	**0**	**1**	**35**	**7**	**0**	**1**	**1**	**0**

PLAYOFFS VS. THE NHL

TEAM	GP	G	A	PTS	PIM
BOS	5	1	1	2	0
CAR	7	0	1	1	0
LA	5	1	1	2	2
MTL	6	2	1	3	2
NSH	4	1	0	1	2
NJ	6	0	0	0	10
NYR	5	1	0	1	4
OTT	4	0	1	1	5
PHI	13	4	3	7	12
PIT	12	4	2	6	4
SJ	6	1	3	4	4
TB	14	1	4	5	4
WSH	35	6	9	15	10

CAREER HIGHLIGHTS

FIRST NHL GAME:
11/25/11 (NYR 6 at WSH 3)

FIRST NHL GOAL:
11/26/11 (NYR 2 vs PHI 0, Bobrovsky)

FIRST NHL ASSIST:
11/25/11 (NYR 6 at WSH 3)

MOST GOALS IN A GAME:
3 (3/14/14, NYR 4 at WPG 2)

MOST ASSISTS IN A GAME:
3 (two times, last: 3/17/16, PIT 4 vs CAR 2)

MOST POINTS IN A GAME:
3 (six times, last: 11/5/16 PIT 5 at SJ 0, 3A)

MOST SHOTS IN A GAME:
8 (two times, last: 11/19/16, PIT 1 at BUF 2)

MOST PIM IN A GAME:
4 (12 times, last: 3/10/19, WSH 3 vs WPG 1)

MOST ICE TIME IN A GAME:
24:26 (3/21/13, NYR 1 at FLA 3)

MULTIPLE-POINT GAMES:
41 (last: 3/20/19, WSH 4 vs TB 5 OT, 1G, 1A)

LONGEST GOAL STREAK:
5 (3/31/17-4/8/17, 5G)

LONGEST ASSIST STREAK:
4 (3/21/18-3/27/18, 5A)

LONGEST POINT STREAK:
5 (3/31/17-4/8/17, 5G, 3A)

PENALTY SHOTS: 0/1

SHOOTOUTS: 0/1

MOST GOALS IN A PLAYOFF GAME:
1 (22 times, last: 4/22/18, PIT 8 at PHI 5)

MOST ASSISTS IN A PLAYOFF GAME:
2 (four times, last: 5/10/16, PIT 4 at WSH 3 OT)

MOST POINTS IN A PLAYOFF GAME:
3 (two times, last: 5/10/16, PIT 4 at WSH 3 OT, 1G, 2A)

GARNET HATHAWAY

RW

21

SHOOTS RIGHT

HEIGHT 6'3"

WEIGHT 210

DOB NOVEMBER 23, 1991

BIRTHPLACE KENNEBUNKPORT, MAINE

ACQUIRED: Signed as a free agent, July 1, 2019

DIRTY WORK

Hathaway led the Flames in hits (200) in 2018-19, which was tied for 26th in the NHL, and ranked third among Calgary forwards in blocked shots (36).

DRAWN

Hathaway's 1.74 drawn penalties per 60 minutes of five-on-five play over the last two seasons ranks first in the NHL among players with at least 100 games played during that span.

AHL

Hathaway played in 173 games between the Abbotsford/Stockton Heat of the AHL, recording 96 points (46g, 50a) from 2014-18.

GF%

Hathaway ranked third on Calgary in goals for percentage (62.79 percent) at five-on-five among forwards with at least 50 games played during the 2018-19 season.

CAREER YEAR

Hathaway set career highs in goals (11) and points (19) with the Calgary Flames in 2018-19.

BROWN BEARS

Hathaway played four seasons at Brown University, where he recorded 58 points (20g, 38a) and served as an alternate captain during his junior and senior seasons.

SHORTHANDED

Hathaway ranked fourth among Calgary forwards in penalty kill time on ice per game (1:42) and scored two shorthanded goals last season.

GARNET HATHAWAY

VS. THE NHL

TEAM	GP	G	A	PTS	PIM
ANA	8	1	2	3	37
ARI	14	0	1	1	11
BOS	6	0	1	1	16
BUF	6	0	2	2	4
CAR	3	1	1	2	4
CHI	8	1	0	1	11
COL	7	0	0	0	14
CBJ	4	0	0	0	7
DAL	5	1	0	1	4
DET	3	1	0	1	0
EDM	10	1	0	1	8
FLA	3	0	0	0	5
LA	7	0	1	1	4
MIN	8	0	0	0	16
MTL	5	1	0	1	2
NSH	5	1	0	1	2
NJ	4	0	0	0	5
NYI	4	0	0	0	7
NYR	4	3	0	3	4
OTT	3	1	1	2	2
PHI	5	0	1	1	2
PIT	5	0	0	0	0
SJ	10	1	3	4	24
STL	4	0	0	0	4
TB	4	0	2	2	9
TOR	5	0	1	1	0
VAN	7	1	5	6	4
VGK	8	1	1	2	6
WSH	2	1	0	1	2
WPG	8	0	2	2	5

CAREER HIGHS

GOALS	ASSISTS	POINTS
11 (2018-19)	9 (2017-18)	19 (2018-19)

			REGULAR SEASON										PLAYOFFS				
YEAR	TEAM	LEAGUE	GP	G	A	PTS	PIM	+/-	PP	SH	GW	S	GP	G	A	PTS	PIM
2006-07	Phillips Acad.	USHS	25	0	6	6	-	-	-	-	-	-	-	-	-	-	-
2007-08	Phillips Acad.	USHS	27	5	9	14	-	-	-	-	-	-	-	-	-	-	-
2008-09	Phillips Acad.	USHS	26	16	13	29	-	-	-	-	-	-	-	-	-	-	-
2009-10	Phillips Acad.	USHS	28	17	20	37	32	-	-	-	-	-	-	-	-	-	-
2010-11	Brown	NCAA	31	5	9	14	42	3	-	-	-	-	-	-	-	-	-
2011-12	Brown	NCAA	26	3	5	8	48	-9	0	0	0	42	-	-	-	-	-
2012-13	Brown	NCAA	33	6	15	21	47	6	0	0	0	39	-	-	-	-	-
2013-14	Brown	NCAA	31	6	9	15	41	-1	0	0	1	50	-	-	-	-	-
	Abbotsford	AHL	8	0	0	0	10	1	0	0	0	7	1	0	0	0	10
2014-15	Adirondack	AHL	72	19	17	36	77	-8	6	2	0	123	-	-	-	-	-
2015-16	**Calgary**	**NHL**	**14**	**0**	**3**	**3**	**31**	**-1**	**0**	**0**	**0**	**11**	**-**	**-**	**-**	**-**	**-**
	Stockton	AHL	44	8	13	21	39	-4	1	3	0	87	-	-	-	-	-
2016-17	**Calgary**	**NHL**	**26**	**1**	**4**	**5**	**44**	**0**	**0**	**0**	**0**	**2**	**-**	**-**	**-**	**-**	**-**
	Stockton	AHL	31	8	12	20	67	22	1	1	0	81	5	2	2	4	2
2017-18	**Calgary**	**NHL**	**59**	**4**	**9**	**13**	**88**	**3**	**0**	**1**	**0**	**68**	**-**	**-**	**-**	**-**	**-**
	Stockton	AHL	18	11	8	19	30	16	2	0	1	41	-	-	-	-	-
2018-19	**Calgary**	**NHL**	**76**	**11**	**8**	**19**	**56**	**14**	**0**	**2**	**5**	**77**	**5**	**0**	**0**	**0**	**14**
	NHL TOTALS		**175**	**16**	**24**	**40**	**219**	**16**	**0**	**3**	**5**	**178**	**5**	**0**	**0**	**0**	**14**

PLAYOFFS VS. THE NHL

TEAM	GP	G	A	PTS	PIM
COL	5	0	0	0	14

CAREER HIGHLIGHTS

FIRST NHL GAME:
2/29/16 (CGY 3 at PHI 6)

FIRST NHL GOAL:
11/20/16 (CGY 3 at DET 2, Howard)

FIRST NHL ASSIST:
3/3/16 (CGY 3 at BUF 6, 2A)

MOST GOALS IN A GAME:
2 (10/31/18, CGY 4 at NYR 1)

MOST ASSISTS IN A GAME:
2 (two times, last: 12/9/17, CGY 4 vs VAN 2)

MOST POINTS IN A GAME:
2 (six times, last: 3/23/19 CGY 3 at VAN 1, 1G, 1A)

MOST SHOTS IN A GAME:
5 (12/7/17, CGY 3 at MTL 2 OT)

MOST PIM IN A GAME:
19 (1/6/18, CGY 3 vs ANA 2)

MOST ICE TIME IN A GAME:
16:45 (11/19/18, CGY 7 vs VGK 2)

MULTIPLE-POINT GAMES:
6 (last: 3/23/19 CGY 3 at VAN 1, 1G, 1A)

LONGEST GOAL STREAK:
2 (two times, last: 3/21/19-3/23/19, 2G)

LONGEST ASSIST STREAK:
2 (two times, last: 3/31/19-4/1/19, 2A)

LONGEST POINT STREAK:
3 (3/29/19-4/1/19, 1G, 2A)

PENALTY SHOTS: None

SHOOTOUTS: None

MOST GOALS IN A PLAYOFF GAME:
None

MOST ASSISTS IN A PLAYOFF GAME:
None

MOST POINTS IN A PLAYOFF GAME:
None

BRADEN HOLTBY

G

70

CATCHES LEFT

HEIGHT 6'2"

WEIGHT 214

DOB SEPTEMBER 16, 1989

BIRTHPLACE LLOYDMINSTER, SASKATCHEWAN

DRAFTED: Capitals' fourth-round choice, 93rd overall, in the 2008 NHL Draft

48

Holtby is tied with Martin Brodeur for the NHL record for the most wins in a season. Holtby recorded 48 wins in 66 games in 2015-16, while Brodeur won 48 in 78 games during the 2006-07 season.

VEZINA

Following a 48-9-7 season with a 2.62 goals against average and a .922 save percentage in 2015-16, Holtby won the Vezina Trophy as the top goaltender in the NHL. He became the third Capitals goaltender to win the award (Jim Carey: 1996; Olie Kolzig: 2000).

ALL-STAR

Holtby has been nominated to the NHL's All-Star Game for each of the last four seasons. He's the only goaltender in the NHL who has played in four straight All-Star Games. He's the franchise leader in All-Star Game selections at the goaltender position and tied for fourth among any player.

10,000

Holtby recorded his 10,000th career save against the Anaheim Ducks on Dec. 2, 2018, becoming the second goaltender in franchise history (Olie Kolzig: 18,013 saves) and the 20th active goaltender to reach the mark. Holtby reached the milestone in his 380th career game, the eighth-fastest goaltender to make 10,000 saves.

250

Holtby recorded his 250th career win against the Philadelphia Flyers on March 6, 2019 and became the second fastest goaltender in NHL history to reach the mark (409th career game), trailing only Ken Dryden (381 career games). In addition, he became the 56th goaltender in NHL history to reach the 250 win milestone and one of just 12 active goaltenders to reach the mark.

JENNINGS

Alongside goaltender Philipp Grubauer, Holtby won the William M. Jennings Trophy during the 2016-17 season after the Capitals allowed just 177 goals, the fewest goals allowed by a team over the last five seasons.

ALL-NHL

Holtby was named to the NHL's First All-Star Team following the 2015-16 season and the Second All-Star Team in 2016-17. He's the only goaltender in franchise history to be named to two postseason NHL All-Star Teams.

BRADEN HOLTBY

VS. THE NHL

TEAM	GP	MIN	SO	W	L	OT	GAA	SV%
ANA	7	391	0	3	4	0	3.99	.859
ARI	6	359	0	4	2	0	2.50	.901
BOS	19	1097	4	16	3	0	1.80	.946
BUF	14	783	1	9	4	1	2.60	.911
CGY	9	451	0	5	2	1	3.06	.890
CAR	22	1300	2	16	6	0	1.98	.937
CHI	12	666	1	8	3	0	2.88	.913
COL	6	359	0	5	1	0	2.34	.917
CBJ	25	1416	2	15	6	2	2.46	.919
DAL	8	373	0	2	4	1	4.02	.870
DET	16	974	1	12	2	2	2.09	.925
EDM	11	666	2	7	3	1	1.89	.936
FLA	15	820	1	10	2	2	2.78	.906
LA	4	239	1	2	1	1	2.51	.911
MIN	11	661	1	8	3	0	2.27	.922
MTL	18	1039	2	13	2	2	1.67	.943
NSH	8	414	0	3	3	1	3.91	.871
NJ	23	1390	5	17	3	3	1.94	.927
NYI	24	1422	0	16	5	3	2.32	.923
NYR	23	1318	1	12	9	1	2.41	.919
OTT	13	785	1	9	3	1	2.06	.931
PHI	25	1465	2	12	4	8	2.46	.918
PIT	24	1356	2	9	11	3	3.01	.909
SJ	9	490	0	3	4	1	3.79	.877
STL	8	483	0	7	1	0	2.36	.925
TB	19	1051	2	10	4	3	2.97	.902
TOR	16	880	1	9	5	1	2.39	.925
VAN	7	393	1	5	2	0	2.44	.914
VGK	3	179	0	1	2	0	3.02	.895
WPG	15	863	2	10	3	2	2.36	.926

CAREER HIGHS

GAMES PLAYED	WINS	SHUTOUTS
73 (2014-15)	48 (2015-16)	9 (2016-17)

			REGULAR SEASON										PLAYOFFS				
YEAR	TEAM	LEAGUE	GP	W	L	OT	MIN	GA	SO	GAA	SA	SV%	GP	W	L	GAA	SV%
2005-06	Saskatoon	WHL	1	0	1	0	59	4	0	4.07	53	.925	-	-	-	-	-
2006-07	Saskatoon	WHL	51	17	29	3	2,725	146	0	3.21	1394	.895	-	-	-	-	-
2007-08	Saskatoon	WHL	64	25	29	0	3,632	172	1	2.84	1875	.908	-	-	-	-	-
2008-09	Saskatoon	WHL	61	40	16	4	3,571	156	6	2.62	1732	.910	7	3	4	2.32	.912
2009-10	Hershey	AHL	37	24	8	2	2,146	83	2	2.32	1000	.917	3	2	1	3.60	.857
	South Carolina	ECHL	12	7	2	3	712	35	0	2.95	392	.911	-	-	-	-	-
2010-11	**CAPITALS**	**NHL**	**14**	**10**	**2**	**2**	**736**	**22**	**2**	**1.79**	**332**	**.934**	**-**	**-**	**-**	**-**	**-**
	Hershey	AHL	30	17	10	2	1,785	68	5	2.29	845	.920	6	2	4	3.01	.893
2011-12	**CAPITALS**	**NHL**	**7**	**4**	**2**	**1**	**361**	**15**	**1**	**2.49**	**192**	**.922**	**14**	**7**	**7**	**1.95**	**.935**
	Hershey	AHL	40	20	15	2	2,322	101	3	2.61	975	.906	-	-	-	-	-
2012-13	**CAPITALS**	**NHL**	**36**	**23**	**12**	**1**	**2,089**	**90**	**4**	**2.58**	**1,123**	**.920**	**7**	**3**	**4**	**2.22**	**.922**
	Hershey	AHL	25	12	12	1	1,458	52	4	2.14	712	.932	-	-	-	-	-
2013-14	**CAPITALS**	**NHL**	**48**	**23**	**15**	**4**	**2,656**	**126**	**4**	**2.85**	**1,475**	**.915**	**-**	**-**	**-**	**-**	**-**
2014-15	**CAPITALS**	**NHL**	***73**	**41**	**20**	**10**	**4,247**	**157**	**9**	**2.22**	***2,044**	**.923**	**13**	**6**	**7**	**1.71**	**.944**
2015-16	**CAPITALS**	**NHL**	**66**	***48**	**9**	**7**	**3,841**	**141**	**3**	**2.20**	**1,802**	**.922**	**12**	**6**	**6**	**1.72**	**.942**
2016-17	**CAPITALS**	**NHL**	**63**	***42**	**13**	**6**	**3,680**	**127**	***9**	**2.07**	**1,690**	**.925**	**13**	**7**	**6**	**2.47**	**.909**
2017-18	**CAPITALS**	**NHL**	**54**	**34**	**16**	**4**	**3,068**	**153**	**0**	**2.99**	**1,648**	**.907**	**23**	**16**	**7**	**2.16**	**.922**
2018-19	**CAPITALS**	**NHL**	**59**	**32**	**19**	**5**	**3,407**	**160**	**3**	**2.82**	**1,795**	**.911**	**7**	**3**	**4**	**2.67**	**.914**
	NHL/CAPITALS TOTALS		**420**	**257**	**108**	**40**	**24,086**	**991**	**35**	**2.47**	**12,101**	**.918**	**89**	**48**	**41**	**2.09**	**.928**

* League Leader

PLAYOFFS VS. THE NHL

TEAM	GP	MIN	SO	W	L	GAA	SV%
BOS	7	449	0	4	3	2.00	.940
CAR	7	449	1	3	4	2.67	.914
CBJ	5	313	0	4	1	1.92	.932
NYI	6	369	0	3	3	1.63	.943
NYR	21	1343	2	9	12	1.97	.933
PHI	6	358	2	4	2	0.84	.968
PIT	19	1133	0	9	10	2.44	.912
TB	7	412	2	4	3	2.04	.919
TOR	6	406	0	4	2	2.36	.925
VGK	5	298	0	4	1	2.62	.916

CAREER HIGHLIGHTS

FIRST NHL GAME:
11/5/10 (WSH 5 vs. BOS 3)

FIRST NHL WIN:
11/5/10 (WSH 5 vs. BOS 3)

FIRST NHL SHUTOUT:
3/9/11 (WSH 5 vs. EDM 0, 22 saves)

MOST SHOTS FACED IN A GAME:
47 (two times, last 11/17/13, WSH 4 vs. STL 1)

MOST SAVES IN A GAME:
46 (11/17/13, WSH 4 vs. STL 1)

LONGEST WIN STREAK:
8 (three times, last: 1/19/17-2/11/17)

LONGEST LOSING STEAK:
4 (2/17/18-2/26/18)

SHOOTOUTS:
23-14 record, 46 GA on 145 attempts

MOST SHOTS FACED IN A PLAYOFF GAME:
51 (4/15/17, WSH 3 vs. TOR 4 2OT)

MOST SHOTS FACED IN A PLAYOFF GAME:
47 (two times, last: 4/15/17, WSH 3 vs. TOR 4 2OT)

BRADEN HOLTBY

35

Holtby is tied with Olie Kolzig (35) for the most shutouts in franchise history. Since recording his first career shutout on March 9, 2011 against the Edmonton Oilers, Holtby ranks fifth in the NHL in shutouts.

BACK-TO-BACK SHUTOUTS

Holtby recorded consecutive shutouts in Games 6 and 7 in the Eastern Conference Final against the Tampa Bay Lightning in 2018, becoming the second goaltender in franchise history to record consecutive shutouts in the Stanley Cup Playoffs, joining Olie Kolzig, who did so in Games 4 and 5 of the 1998 Conference Semifinals against the Senators. In addition, Holtby became the 27th goaltender in NHL history to record a shutout in a Game 7 and just the fifth to do so to clinch a berth in the Stanley Cup Final.

2008 DRAFT CLASS

Holtby was selected in the fourth round, 93rd overall, in the 2008 NHL Draft, the 10th goaltender selected overall. Holtby leads his draft class with 257 wins and is only 13 wins shy of matching the total wins of the nine goalies selected ahead of him.

CANADA

Holtby represented Canada at the 2016 World Cup of Hockey, winning a Gold Medal.

THE SAVE

With exactly two minutes remaining in Game 2 of the 2018 Stanley Cup Final, Holtby made a diving save with his stick to preserve a 3-2 win on May 30, 2018. Holtby would stop two more shots in the remainder of the game, bringing his total to 37 on the night, securing the first Stanley Cup Final win in franchise history.

PLAYOFF PERFORMER

Holtby ranks first among all NHL goaltenders since the 1956 season (min. 60 games played) in career save percentage (.928) and tied for third in career goals-against average (2.09). Holtby has allowed two goals or fewer in 55 of his 89 career playoff games, helping Washington post a 40-15 record in those games. He's the franchise leader in playoff wins (48) and games played (89).



Budweiser
WASHINGTON
capitals
70
GEICO
CCM
CCM

NICK JENSEN

D

3

SHOOTS RIGHT

HEIGHT 6'1"

WEIGHT 196

DOB SEPTEMBER 21, 1990

BIRTHPLACE ROGERS, MINNESOTA

DRAFTED: Detroit's fifth-round choice, 149th overall, in the 2009 NHL Draft

ACQUIRED: From Detroit along with Detroit's fifth-round choice (originally from Buffalo) in the 2019 NHL Draft for Madison Bowey and Washington's second-round choice in the 2020 NHL Draft, February 22, 2019

HUSKIES

Jensen attended St. Cloud State University for three seasons, helping lead the Huskies to their first ever Frozen Four appearance in 2013. In that same, year, he was named the WCHA Defensive Player of the Year, to the WCHA First All-Star Team and the NCAA West First All-American Team. Additionally, he was named to the WCHA All-Academic Team in 2012 and 2013.

SAT%

Jensen's 50.43 shot attempt percentage (947 shot attempts for, 931 against) last season with Detroit led defensemen at five-on-five among players with at least 40 games played.

USA

Jensen participated in the 2018 World Championship, recording four points (1g, 3a) in 10 games for Team USA en route to a Bronze Medal.

210

Jensen has played in 210 career NHL games. No defensemen selected later than Jensen (150th overall) in the 2009 NHL Draft has appeared in more than 20 games.

PENALTY KILL

Jensen's 194:50 minutes on the penalty kill in 2018-19 ranked 31st among defensemen in the NHL.

BUDDIES

Jensen was college teammates with Capitals center Nic Dowd at St. Cloud State University, where the two combined for 167 points (45g, 122a) in three seasons together (2010-2013).

MR. RELIABLE

Since becoming a full-time NHL player during the 2017-18 season, Jensen has played in 161 games and has not missed a game due to injury.

NICK JENSEN

VS. THE NHL

TEAM	GP	G	A	PTS	PIM
ANA	5	0	0	0	0
ARI	4	0	1	1	5
BOS	10	0	2	2	8
BUF	9	0	0	0	0
CGY	5	0	2	2	0
CAR	9	0	3	3	0
COL	5	0	0	0	0
CBJ	7	1	0	1	6
DAL	5	0	0	0	2
EDM	5	0	1	1	2
FLA	9	0	1	1	4
LA	5	0	1	1	5
MIN	6	0	2	2	0
MTL	10	0	0	0	0
NSH	5	0	3	3	0
NJ	9	1	1	2	4
NYI	9	0	0	0	0
NYR	8	0	1	1	2
OTT	12	0	5	5	2
PHI	9	0	2	2	2
PIT	7	1	2	3	6
SJ	3	0	0	0	0
STL	4	0	0	0	2
TB	12	0	2	2	0
TOR	12	3	5	8	6
VAN	5	0	0	0	0
VGK	3	0	1	1	0
WSH	8	0	3	3	2
WPG	5	0	1	1	2
WSH	4	0	0	0	6

CAREER HIGHS

GOALS	ASSISTS	POINTS
4 (2016-17)	18 (2018-19)	20 (2018-19)

			REGULAR SEASON										PLAYOFFS				
YEAR	TEAM	LEAGUE	GP	G	A	PTS	PIM	+/-	PP	SH	GW	S	GP	G	A	PTS	PIM
2008-09	Green Bay	USHL	52	5	17	22	27	34	-	-	-	-	7	0	1	1	2
2009-10	Green Bay	USHL	53	6	21	27	35	36	-	-	-	-	12	2	6	8	6
2010-11	St. Cloud State	NCAA	38	5	18	23	18	-5	-	-	-	-	-	-	-	-	-
2011-12	St. Cloud State	NCAA	39	6	26	32	4	14	4	0	0	68	-	-	-	-	-
2012-13	St. Cloud State	NCAA	41	4	27	31	14	19	1	0	2	76	-	-	-	-	-
2013-14	Grand Rapids	AHL	45	0	9	9	8	12	0	0	0	40	10	0	1	1	2
	Toledo	ECHL	3	0	0	0	0	-2	-	-	-	-	-	-	-	-	-
2014-15	Grand Rapids	AHL	75	6	21	27	15	30	1	0	2	87	16	0	3	3	4
2015-16	Grand Rapids	AHL	75	3	16	19	17	1	0	0	1	94	9	0	2	2	0
2016-17	**Detroit**	**NHL**	**49**	**4**	**9**	**13**	**12**	**-7**	**0**	**0**	**0**	**59**	**-**	**-**	**-**	**-**	**-**
	Grand Rapids	AHL	27	1	5	6	6	8	1	0	0	44	-	-	-	-	-
2017-18	**Detroit**	**NHL**	**81**	**0**	**15**	**15**	**27**	**-8**	**0**	**0**	**0**	**107**	**-**	**-**	**-**	**-**	**-**
	United States	WC	10	1	3	4	0	0	-	-	-	-	-	-	-	-	-
2018-19	**Detroit**	**NHL**	**60**	**2**	**13**	**15**	**17**	**1**	**0**	**0**	**0**	**66**	**-**	**-**	**-**	**-**	**-**
	CAPITALS	**NHL**	**20**	**0**	**5**	**5**	**4**	**3**	**0**	**0**	**0**	**28**	**7**	**0**	**0**	**0**	**2**
	NHL TOTALS		**210**	**6**	**42**	**48**	**60**	**-11**	**0**	**0**	**0**	**260**	**7**	**0**	**0**	**0**	**2**
	CAPITALS TOTALS		**20**	**0**	**5**	**5**	**4**	**4**	**0**	**0**	**0**	**28**	**7**	**0**	**0**	**0**	**2**

PLAYOFFS VS. THE NHL

TEAM	GP	G	A	PTS	PIM
CAR	7	0	0	0	2

CAREER HIGHLIGHTS

FIRST NHL GAME:
12/20/16 (DET 1 at TB 4)

FIRST NHL GOAL:
1/31/17 (DET 3 vs NJ 4, Schneider)

FIRST NHL ASSIST:
12/20/16 (DET 1 at TB 4)

MOST GOALS IN A GAME:
2 (10/11/18, DET 3 vs TOR 5)

MOST ASSISTS IN A GAME:
3 (10/18/17, DET 3 at TOR 6)

MOST POINTS IN A GAME:
3 (10/18/17, DET 3 at TOR 6, 3A)

MOST SHOTS IN A GAME:
7 (3/8/18, DET 0 vs VGK 4)

MOST PIM IN A GAME:
5 (two times, last: 10/7/18, DET 2 at LA 4)

MOST ICE TIME IN A GAME:
28:21 (12/31/18, DET 3 vs FLA 4 SO)

MULTIPLE-POINT GAMES:
6 (last: 2/12/19, DET 3 at NSH 2)

LONGEST GOAL STREAK:
1 (five times, last 10/11/18)

LONGEST ASSIST STREAK:
3 (12/20/18-12/23/18)

LONGEST POINT STREAK:
3 (12/20/18-12/23/18, 3A)

PENALTY SHOTS: None

SHOOTOUTS: None

MOST GOALS IN A PLAYOFF GAME:
None

MOST ASSISTS IN A PLAYOFF GAME:
None

MOST POINTS IN A PLAYOFF GAME:
None

MICHAL KEMPNY

D

6

SHOOTS LEFT

HEIGHT 6'1"

WEIGHT 195

DOB SEPTEMBER 8, 1990

BIRTHPLACE HODONIN, CZECH REPUBLIC

ACQUIRED: From Chicago for Washington's third-round choice in the 2018 NHL Draft, February 19, 2018

CAREER YEAR

Kempny doubled his previouscareer high in goals (6), assists (19) and points (25) in 2018-19.

SHOT BLOCKER

Over the last two seasons, Kempny has averaged 1.8 blocked shots per game, tied for the second most on the Capitals (John Carlson: 1.9; Brooks Orpik: 1.8).

CZECH HIM OUT

Kempny, who was born in Hodonin, Czech Republic, recorded the most points among Czech defensemen last season.

KHL

Prior to the NHL, Kempny played in 59 games during the 2015-16 season with Avangard Omsk in the KHL, recording 21 points (5g, 16a).

STANLEY CUP PERFORMER

During the Capitals' 2018 Stanley Cup run, Kempny recorded five points (2g, 3a), including three points (1g, 2a) in five games during the Stanley Cup Final against the Vegas Golden Knights.

INTERNATIONAL

Kempny has represented the Czech Republic at two World Championships (2016, 2017) and the World Cup of Hockey (2016), recording five points (2g, 3a) in 19 games. Additionally, Kempny participated in the World Junior Championship in 2010, recording two assists in six games.

GAME WINNERS

Kempny recorded the game-winning goal in back-to-back games on Nov. 21 vs. Chicago and Nov. 23, 2018 vs. Detroit, becoming the fifth defenseman in franchise history to accomplish the feat.

MICHAL KEMPNY

VS. THE NHL

TEAM	GP	G	A	PTS	PIM
ANA	5	0	0	0	0
ARI	3	0	0	0	0
BOS	3	0	0	0	2
BUF	6	0	3	3	8
CGY	5	0	2	2	2
CAR	5	2	1	3	4
CHI	2	1	0	1	2
COL	7	0	3	3	2
CBJ	7	0	1	1	8
DAL	7	0	1	1	4
DET	7	2	1	3	2
EDM	6	0	0	0	8
FLA	3	0	1	1	0
LA	5	0	1	1	2
MIN	8	0	1	1	0
MTL	6	0	1	1	0
NSH	11	1	0	1	2
NJ	8	1	4	5	10
NYI	7	0	1	1	2
NYR	6	1	1	2	8
OTT	5	1	1	2	6
PHI	7	0	2	2	2
PIT	6	0	1	1	6
SJ	3	0	0	0	2
STL	8	1	2	3	4
TB	4	0	0	0	4
TOR	7	0	1	1	4
VAN	5	0	1	1	2
VGK	3	0	0	0	4
WSH	2	0	1	1	0
WPG	7	1	1	2	2

CAREER HIGHS

GOALS	ASSISTS	POINTS
6 (2018-19)	19 (2018-19)	25 (2018-19)

			REGULAR SEASON										PLAYOFFS				
YEAR	TEAM	LEAGUE	GP	G	A	PTS	PIM	+/-	PP	SH	GW	S	GP	G	A	PTS	PIM
2008-09	HC Kometa Brno U20	Czech U20	23	2	5	7	91	-10	-	-	-	-	-	-	-	-	-
	HC Kometa Brno	Czech2	18	1	0	1	6	4	-	-	-	-	14	1	0	1	6
	SHK Hodonin	Czech3	1	0	0	0	0	-	-	-	-	-	-	-	-	-	-
2009-10	HC Kometa Brno U20	Czech U20	8	2	1	3	34	7	-	-	-	-	-	-	-	-	-
	HC Kometa Brno	Czech	24	0	0	0	18	-13	-	-	-	-	-	-	-	-	-
	SK Horacka Slavia Trebic	Czech2	8	1	0	1	14	-8	-	-	-	-	11	2	1	3	32
	Czech Republic	WJC-20	6	0	2	2	0	-1	-	-	-	-	-	-	-	-	-
2010-11	HC Kometa Brno U20	Czech U20	1	0	0	0	0	1	-	-	-	-	-	-	-	-	-
	HC Kometa Brno	Czech	21	0	0	0	14	-9	-	-	-	-	-	-	-	-	-
	HC Havlickuv Brod	Czech2	32	3	4	7	26	8	-	-	-	-	14	1	6	7	16
2011-12	HC Kometa Brno U20	Czech U20	0	0	0	0	0	-	-	-	-	-	3	0	2	2	2
	HC Kometa Brno	Czech	23	1	1	2	14	-8	-	-	-	-	-	-	-	-	-
	HC Havlickuv Brod	Czech2	3	0	0	0	2	1	-	-	-	-	-	-	-	-	-
2012-13	HC Slavia Praha	Czech	51	5	9	14	32	15	-	-	-	-	11	1	3	4	12
2013-14	HC Kometa Brno	Czech	51	7	8	15	74	10	-	-	-	-	18	2	4	6	20
2014-15	HC Kometa Brno	Czech	43	8	21	29	94	19	-	-	-	-	2	1	0	1	2
2015-16	Avangard Omsk	KHL	59	5	16	21	46	18	-	-	-	-	11	2	2	4	12
2016-17	**Chicago**	**NHL**	**50**	**2**	**6**	**8**	**22**	**1**	**-**	**-**	**-**	**-**	**1**	**0**	**0**	**0**	**0**
	Czech Republic	World Cup	3	0	0	0	2	-4	-	-	-	-	-	-	-	-	-
2017-18	**Chicago**	**NHL**	**31**	**1**	**6**	**7**	**12**	**13**	**-**	**-**	**-**	**-**	**-**	**-**	**-**	**-**	**-**
	CAPITALS	**NHL**	**22**	**2**	**1**	**3**	**14**	**1**	**0**	**0**	**0**	**32**	**24**	**2**	**3**	**5**	**10**
2018-19	**CAPITALS**	**NHL**	**71**	**6**	**19**	**25**	**60**	**24**	**0**	**0**	**3**	**111**	**-**	**-**	**-**	**-**	**-**
	NHL TOTALS		**174**	**11**	**32**	**43**	**39**	**108**	**0**	**0**	**3**	**260**	**25**	**2**	**3**	**5**	**10**
	CAPITALS TOTALS		**93**	**8**	**20**	**28**	**74**	**25**	**0**	**0**	**3**	**143**	**24**	**2**	**3**	**5**	**10**

PLAYOFFS VS. THE NHL

TEAM	GP	G	A	PTS	PIM
CBJ	6	0	1	1	0
NSH	1	0	0	0	0
PIT	6	0	0	0	4
TB	7	1	0	1	6
VGK	5	1	2	3	0

CAREER HIGHLIGHTS

FIRST NHL GAME:
10/12/16 (CHI 2 vs STL 5)

FIRST NHL GOAL:
12/30/16 (CHI 2 at CAR 3)

FIRST NHL ASSIST:
11/18/16 (CHI 3 at CGY 2)

MOST GOALS IN A GAME:
1 (11 times, last: 2/24/19, WSH 6 vs NYR 5 OT)

MOST ASSISTS IN A GAME:
2 (four times, last: 3/14/19, WSH 5 at PHI 2)

MOST POINTS IN A GAME:
2 (six times, last: 3/14/19, WSH 5 at PHI 2)

MOST SHOTS IN A GAME:
6 (11/4/17, CHI 2 at MIN 0)

MOST PIM IN A GAME:
6 (12/15/18, WSH 4 vs BUF 3 SO)

MOST ICE TIME IN A GAME:
23:58 (12/29/18, WSH 3 at OTT 2)

MULTIPLE-POINT GAMES:
6 (last: 3/14/19, WSH 5 at PHI 2, 2A)

LONGEST GOAL STREAK:
2 (two times, last: 11/21/18-11/23/18)

LONGEST ASSIST STREAK:
2 (five times, last: 3/8/19-3/10/19)

LONGEST POINT STREAK:
4 (11/19/18-11/24/18, 2G-2A)

PENALTY SHOTS: None

SHOOTOUTS: None

MOST GOALS IN A PLAYOFF GAME:
1 (two times, last: 6/4/18, WSH 6 vs VGK 2)

MOST ASSISTS IN A PLAYOFF GAME:
1 (three times, last: 5/30/18, WSH 3 VGK 2)

MOST POINTS IN A PLAYOFF GAME:
1 (five times, last: 6/4/18, WSH 6 vs VGK 2)

EVGENY KUZNETSOV

C

92

SHOOTS LEFT

HEIGHT 6′2″

WEIGHT 197

DOB MAY 19, 1992

BIRTHPLACE CHELYABINSK, RUSSIA

DRAFTED: Capitals' first-round choice, 26th overall, in the 2010 NHL Draft

400

Kuznetsov played in his 400th career game on March 3, 2019 vs. the New York Rangers to become one of 42 players to reach the mark in franchise history.

5

On Nov. 23, 2015 against the Edmonton Oilers, Kuznetsov recorded five points (3g, 2a). It marks the most recent five-point game by a Capital. Kuznetsov became one of nine players in franchise history to record a hat trick and two assists in a game.

ELITE PASSER

Kuznetsov's 0.67 assists per game last season ranked second on the team and tied for 16th among forwards in the NHL among players with at least 70 games played. Among active players with at least 300 games played, Kuznetsov's career 0.57 assists per game rate is tied for 13th.

57

Kuznetsov recorded a career high 57 assists in 2015-16, ranking first on the team and fourth in the NHL. Kuznetsov became one of six Russian-born forwards to record at least 55 assists in a season.

CONSECUTIVE 40

Kuznetsov is one of nine forwards in the NHL on an active streak of four consecutive seasons with at least 40 assists, and he's tied for ninth in total assists during that span (204).

HISTORIC FIRST

Kuznetsov made his NHL debut on March 10, 2014 after the conclusion of his KHL season with Traktor Chelyabinsk. His first NHL goal came on March 25, 2014 against the Los Angeles Kings, tying the game on a shorthanded effort with 42 seconds left in regulation. Kuznetsov became the only player in NHL history to score his first career goal shorthanded to tie a game with less than a minute remaining in regulation.

300

Kuznetsov reached the 300-point mark (87g, 214a) on Jan. 6, 2019 vs. the Detroit Red Wings in his 375th career game to become the eighth player in franchise history to record his 300th point in 375 games or fewer, a list that includes current teammates Alex Ovechkin (237 games) and Nicklas Backstrom (293 games).

EVGENY KUZNETSOV

VS. THE NHL

TEAM	GP	G	A	PTS	PIM
ANA	11	2	5	7	4
ARI	10	2	6	8	8
BOS	16	5	11	16	6
BUF	15	3	10	13	6
CGY	10	2	6	8	8
CAR	20	3	11	14	16
CHI	9	2	3	5	2
COL	9	5	9	14	6
CBJ	22	5	13	18	14
DAL	10	2	4	6	4
DET	13	3	8	11	0
EDM	10	5	3	8	4
FLA	15	4	6	10	8
LA	12	6	7	13	8
MIN	10	3	4	7	4
MTL	14	4	8	12	12
NSH	11	3	9	12	8
NJ	22	6	11	17	4
NYI	21	3	12	15	10
NYR	20	6	13	19	12
OTT	15	5	9	14	8
PHI	19	3	10	13	6
PIT	23	3	10	13	4
SJ	11	1	5	6	6
STL	11	2	4	6	10
TB	16	2	8	10	10
TOR	16	3	11	14	6
VAN	11	5	9	14	4
VGK	4	1	5	6	2
WPG	10	2	6	8	6

CAREER HIGHS

GOALS	ASSISTS	POINTS
27 (2017-18)	57 (2015-16)	83 (2017-18)

			REGULAR SEASON										PLAYOFFS				
YEAR	TEAM	LEAGUE	GP	G	A	PTS	PIM	+/-	PP	SH	GW	S	GP	G	A	PTS	PIM
2009-10	Chelyabinsk	KHL	35	2	7	9	10	-	-	-	-	-	4	1	0	1	0
	Russia U18	WJC-18	7	5	7	12	6	-	-	-	-	-	-	-	-	-	-
	Russia U20	WJC-20	6	2	0	2	10	-	-	-	-	-	-	-	-	-	-
2010-11	Chelyabinsk	KHL	44	17	15	32	30	-	-	-	-	-	-	-	-	-	-
	Russia U20	WJC-20	7	4	7	11	4	-	-	-	-	-	-	-	-	-	-
2011-12	Chelyabinsk	KHL	49	19	22	41	30	5	-	-	-	-	12	7	2	9	10
	Russia U20	WJC-20	7	6	7	13	4	6	-	-	-	-	-	-	-	-	-
	Russia	WC	10	2	4	6	4	3	-	-	-	-	-	-	-	-	-
2012-13	Chelyabinsk	KHL	51	19	25	44	42	-1	-	-	-	-	25	5	6	11	28
	Russia	EHT	9	2	2	4	8	1	-	-	-	-	-	-	-	-	-
	Russia	WC	3	1	0	1	2	1	-	-	-	-	-	-	-	-	-
2013-14	**CAPITALS**	**NHL**	**17**	**3**	**6**	**9**	**6**	**-2**	**0**	**1**	**0**	**22**	**-**	**-**	**-**	**-**	**-**
	Chelyabinsk	KHL	31	8	13	21	12	-10	-	-	-	-	-	-	-	-	-
	Russia	WC	10	1	1	2	4	3	0	0	0	8	-	-	-	-	-
2014-15	**CAPITALS**	**NHL**	**80**	**11**	**26**	**37**	**24**	**10**	**4**	**0**	**1**	**127**	**14**	**5**	**2**	**7**	**8**
2015-16	**CAPITALS**	**NHL**	**82**	**20**	**57**	**77**	**32**	**27**	**5**	**0**	**4**	**193**	**12**	**1**	**1**	**2**	**8**
	Russia	WC	6	1	1	2	0	4	0	0	1	16	-	-	-	-	-
2016-17	**CAPITALS**	**NHL**	**82**	**19**	**40**	**59**	**46**	**18**	**3**	**0**	**4**	**170**	**13**	**5**	**5**	**10**	**-8**
	Russia	World Cup	4	2	0	2	6	0	0	0	0	5	-	-	-	-	-
2017-18	**CAPITALS**	**NHL**	**79**	**27**	**56**	**83**	**48**	**3**	**7**	**1**	**8**	**187**	**24**	**12**	**20**	**32**	**16**
2018-19	**CAPITALS**	**NHL**	**76**	**21**	**51**	**72**	**50**	**7**	**8**	**0**	**3**	**193**	**7**	**1**	**5**	**6**	**2**
	Russia	WC	10	2	4	6	6	7	-	-	-	-	-	-	-	-	-
	NHL / CAPITALS TOTALS		**416**	**101**	**236**	**337**	**206**	**63**	**27**	**2**	**20**	**892**	**70**	**24**	**33**	**57**	**42**

PLAYOFFS VS. THE NHL

TEAM	GP	G	A	PTS	PIM
CAR	7	1	5	6	2
CBJ	6	4	4	8	8
NYI	7	3	1	4	2
NYR	7	2	1	3	6
PHI	6	1	0	1	2
PIT	19	7	7	14	16
TB	7	4	6	10	2
TOR	6	1	2	3	2
VGK	5	1	7	8	2

CAREER HIGHLIGHTS

FIRST NHL GAME:
3/10/14 (WSH 2 vs PIT 3)

FIRST NHL GOAL:
3/25/14 (WSH 4 vs LA 5 SO, Quick)

FIRST NHL ASSIST:
3/14/14 (WSH 4 vs VAN 3)

MOST GOALS IN A GAME:
3 (10/23/15, WSH 7 at EDM 4)

MOST ASSISTS IN A GAME:
4 (two times, last: 10/7/17 WSH 6 vs MTL 1)

MOST POINTS IN A GAME:
5 (10/23/15 WSH 7 at EDM 4, 3G-2A)

MOST SHOTS IN A GAME:
9 (two times, last: 3/20/19, WSH 4 vs TB 5 OT)

MOST PIM IN A GAME:
4 (11 times, last: 1/15/19, WSH 2 at NSH 7)

MOST ICE TIME IN A GAME:
25:45 (3/20/19, WSH 4 vs TB 5 OT)

MULTIPLE-POINT GAMES:
81 (last: 3/30/19, WSH 6 at TB 3, 2A)

LONGEST GOAL STREAK:
3 (eight times; last: 2/7/19-2/11/19, 5G)

LONGEST ASSIST STREAK:
8 (two times, last: 11/30/18-12/15/18, 10A)

LONGEST POINT STREAK:
8 (two times, last: 11/30/18-12/15/18, 10A)

PENALTY SHOTS: 0/1

SHOOTOUTS: 16/36

MOST GOALS IN A PLAYOFF GAME:
2 (two times, last: 4/12/18, WSH 3 vs CBJ 4 OT)

MOST ASSISTS IN A PLAYOFF GAME:
4 (6/4/18, WSH 6 vs VGK 2)

MOST POINTS IN A PLAYOFF GAME:
4 (two times, last: 6/4/18, WSH 6 vs VGK 2, 4A)

EVGENY KUZNETSOV

CLUTCH GOALS

In his playoff career, Kuznetsov has twice scored series-clinching game-winning goals. On March 27, 2015 in the Eastern Conference First Round against the New York Islanders, Kuznetsov scored the game-winning goal with 7:18 remaining in regulation to send the Capitals to the Semifinals. And in the 2018 Eastern Conference Second Round, Kuznetsov scored an overtime winner against the Pittsburgh Penguins to send the Capitals to the Eastern Conference Final for the first time since 1998.

INTERNATIONAL

Kuznetsov has represented Russia in three World Junior Championships (2010, 2011, 2012), six World Championships (2012, 2013, 2014, 2016, 2017, 2019) and the World Cup of Hockey (2016). In total, Kuznetsov has recorded 22 points (10g, 12a) in 48 games for Russia at the senior level, and has earned three Gold Medals (2011 World Junior Championship, 2012 World Championship, 2014 World Championship), one Silver Medal (2012 World Junior Championship) and two Bronze Medals (2016 World Championship, 2017 World Championship).

KHL

In 210 career games with Traktor Chelyabinsk in the KHL, Kuznetsov recorded 146 points (65g, 81a). Kuznetsov was named to the KHL All-Star Game twice (2012, 2013) and won the Continental Cup during the 2011-12 season.

ALL-STAR

During the 2015-16 season, Kuznetsov was named to the All-Star Game and became one of six different Capitals all-time to score in an All-Star Game.

OVERTIME WINNERS

Kuznetsov's seven career overtime goals rank fourth in franchise history, while his two last season led the Capitals.

PLAYOFF PERFORMER

In 70 career playoff games, Kuznetsov has 57 points (24g, 33a), the fourth-highest points per game total (0.81) in franchise history among Capitals with at least 50 playoff games played. Kuznetsov holds the franchise record with 32 points, as well as the most assists (20), in a single postseason. During the 2018 postseason, Kuznetsov recorded at least a point in 19 of his 24 games, including two four-point efforts. His 32 points are the most by a player in the last 10 postseasons, and Kuznetsov is one of just 14 players in NHL history to record at least 32 points in a single postseason.

92
BAUER
CCM
BAUER
CCM
BAUER

BRENDAN LEIPSIC

LW

28

SHOOTS LEFT

HEIGHT 5'11"

WEIGHT 180

DOB MAY 19, 1994

BIRTHPLACE WINNIPEG, MANITOBA

DRAFTED: Nashville's third-round choice, 89th overall, in the 2012 NHL Draft

ACQUIRED: Signed as a free agent, July 1, 2019

EFFICIENT

Last season, Leipsic ranked fourth on Los Angeles in goals for percentage (51.28 percent) at five-on-five among forwards with at least 40 games played. Additionally, he ranked second on the team in points per 60 minutes of play (1.73) and led the team in assists per 60 minutes of play (1.30) at five-on-five.

EXPANSION

Leipsic was selected from the Toronto Maple Leafs by the Vegas Golden Knights in the 2017 NHL Expansion Draft. With Vegas, Leipsic recorded 13 points (2g, 11a) in 44 games before he was traded to the Vancouver Canucks in exchange for Philip Holm.

CAREER YEAR

Leipsic recorded 23 points (7g, 16a) in 62 games with the Los Angeles Kings and Vancouver Canucks last season, setting career highs in goals and points.

AHL

Leipsic has played in 188 games between the Milwaukee Admirals and the Toronto Marlies of the American Hockey League (AHL), recording 159 points (52g, 107a). He was named to the AHL All-Star Classic during the 2014-15 and the 2016-17 seasons.

WHL

Leipsic played four seasons for the Portland Winterhawks in the WHL from 2010-14, recording 302 points (132g, 170a) in 261 games. During the 2012-13 season, Leipsic led the CHL in points (49g, 71a), earning the Bobby Clarke Trophy as the WHL's top scorer, was named to the WHL (West) Second All-Star Team and won the WHL Championship.

BRENDAN LEIPSIC

VS. THE NHL

TEAM	GP	G	A	PTS	PIM
ANA	4	0	0	0	0
ARI	11	1	4	5	0
BOS	4	0	2	2	0
BUF	3	0	2	2	2
CGY	3	1	0	1	2
CAR	5	1	0	1	0
CHI	5	1	2	3	0
COL	2	0	0	0	0
CBJ	2	0	0	0	0
DAL	5	1	2	3	2
DET	3	0	1	1	0
EDM	3	0	2	2	2
FLA	3	1	0	1	0
LA	5	1	1	2	0
MIN	5	0	0	0	0
MTL	4	0	1	1	0
NSH	6	0	0	0	0
NJ	2	1	1	2	2
NYI	4	3	2	5	8
NYR	4	0	2	15	2
OTT	2	0	1	1	0
PHI	2	0	1	1	0
PIT	5	1	0	0	6
SJ	7	0	1	1	2
STL	4	0	2	2	0
TB	3	0	1	1	4
TOR	2	0	0	0	4
VAN	3	1	2	3	2
VGK	8	0	2	2	2
WSH	3	0	1	1	0
WPG	4	0	2	2	2

CAREER HIGHS

GOALS	ASSISTS	POINTS
7 (2018-19)	17 (2017-18)	23 (2018-19)

			REGULAR SEASON										PLAYOFFS				
YEAR	TEAM	LEAGUE	GP	G	A	PTS	PIM	+/-	PP	SH	GW	S	GP	G	A	PTS	PIM
2010-11	Portland	WHL	68	16	17	33	50	13	-	-	-	-	21	3	4	7	14
	Canada West	WCH-17	5	3	2	5	6	-	-	-	-	-	-	-	-	-	-
2011-12	Portland	WHL	65	28	30	58	82	16	-	-	-	-	20	7	8	15	28
2012-13	Portland	WHL	68	49	71	120	103	55	-	-	-	-	21	10	14	24	41
2013-14	Portland	WHL	60	39	52	91	111	28	-	-	-	-	20	14	19	33	49
2014-15	Milwaukee	AHL	47	7	28	35	16	2	3	0	0	96	-	-	-	-	-
	Toronto	AHL	27	7	12	19	6	3	3	0	2	58	5	1	2	3	14
2015-16	**Toronto**	**NHL**	**6**	**1**	**2**	**3**	**2**	**-1**	**0**	**0**	**1**	**11**	**-**	**-**	**-**	**-**	**-**
	Toronto	AHL	65	20	34	54	55	16	5	1	6	169	13	2	2	4	12
2016-17	Toronto	AHL	49	18	33	51	30	4	6	1	3	146	11	4	1	5	21
2017-18	**Vegas**	**NHL**	**44**	**2**	**11**	**13**	**4**	**-1**	**0**	**0**	**0**	**68**	**-**	**-**	**-**	**-**	**-**
	Vancouver	**NHL**	**14**	**3**	**6**	**9**	**10**	**-3**	**0**	**0**	**1**	**27**	**-**	**-**	**-**	**-**	**-**
2018-19	**Vancouver**	**NHL**	**17**	**2**	**3**	**5**	**2**	**-10**	**0**	**0**	**1**	**36**	**-**	**-**	**-**	**-**	**-**
	Los Angeles	**NHL**	**45**	**5**	**13**	**18**	**22**	**-4**	**1**	**0**	**0**	**102**	**-**	**-**	**-**	**-**	**-**
	NHL TOTALS		**126**	**13**	**35**	**48**	**40**	**-19**	**1**	**0**	**3**	**198**	**-**	**-**	**-**	**-**	**-**

CAREER HIGHLIGHTS

FIRST NHL GAME:
2/13/16 (TOR 5 at VAN 2)

FIRST NHL GOAL:
2/13/16 (TOR 5 at VAN 2, Miller)

FIRST NHL ASSIST:
2/27/16 (TOR 1 at MTL 4)

MOST GOALS IN A GAME:
2 (3/5/18, VAN 4 vs NYI 3 OT)

MOST ASSISTS IN A GAME:
2 (four times, last: 1/21/19, LA 4 at STL 3)

MOST POINTS IN A GAME:
3 (3/5/18, VAN 4 vs NYI 3 OT)

MOST SHOTS IN A GAME:
7 (2/28/18, VAN 5 vs NYR 6 OT)

MOST PIM IN A GAME:
6 (3/5/18, VAN 4 vs NYI 3 OT)

MOST ICE TIME IN A GAME:
21:12 (3/17/18, VAN 3 vs SJ 5)

MULTIPLE-POINT GAMES:
7 (last: 3/2/19, LA 6 vs CHI 3, 1G 1A)

LONGEST GOAL STREAK:
1 (13 times, last 3/16/19, 1G)

LONGEST ASSIST STREAK:
3 (2/5/19-2/9/19, 3A)

LONGEST POINT STREAK:
3 (2/5/19-2/9/19, 3A)

PENALTY SHOTS: None

SHOOTOUTS: 0/1

MOST GOALS IN A PLAYOFF GAME:
None

MOST ASSISTS IN A PLAYOFF GAME:
None

MOST POINTS IN A PLAYOFF GAME:
None

DMITRY ORLOV

D

9

SHOOTS LEFT

HEIGHT 5'11"

WEIGHT 208

DOB JULY 23,1991

BIRTHPLACE NOVOKUZNETSK, RUSSIA

DRAFTED: Capitals' second-round choice, 55th overall, in the 2009 NHL Draft

GAMES STREAK

Orlov is entering the season with a 346 consecutive games played streak, the fifth-longest active streak in the NHL. Karl Alzner holds the Capitals' franchise record with 542 consecutive games played.

DISHING IT OUT

Orlov is one of six current players and two defensemen to record at least 20 assists in four straight seasons for Washington.

10

During the 2017-18 season, Orlov recorded 10 goals for the first time in his career. Over the last 20 seasons, Orlov is one of five Capitals defensemen to record at least 10 goals in a single season (John Carlson, Mike Green, Dennis Wideman, Sergei Gonchar).

22:23

Orlov's 22:23 average time on ice over the last two seasons ranks second on the Capitals (John Carlson: 24:55). He is one of three Russian defensemen to average over 20 minutes per game over the last two seasons (Ivan Provorov: 24:38; Nikita Zaitsev: 21:13).

RUSSIAN DEFENSEMEN

Over the last five seasons, Orlov's 122 points (27g, 95a) rank first among Russian-born defensemen.

FOR COUNTRY

Orlov has represented Russia at the World Championships (2014, 2016, 2017, 2019), recording 11 points (3g, 8a) in 24 games while earning a Gold Medal (2014) and three Bronze Medals (2016, 2017, 2019), as well as the World Cup of Hockey (2016) and two World Junior Championships (2010, 2011). He won a Gold Medal at the 2011 World Junior Championship, recording nine points (1g, 8a) in seven games.

DMITRY ORLOV

VS. THE NHL

TEAM	GP	G	A	PTS	PIM
ANA	10	0	0	0	6
ARI	10	0	3	3	2
BOS	18	0	6	6	4
BUF	19	0	6	6	2
CGY	9	0	0	0	4
CAR	23	4	5	9	18
CHI	10	1	5	6	0
COL	9	1	2	3	2
CBJ	20	1	3	4	10
DAL	9	1	2	3	4
DET	14	1	2	3	4
EDM	8	2	1	3	0
FLA	19	0	6	6	6
LA	11	1	3	4	4
MIN	10	4	3	7	6
MTL	17	1	7	8	7
NSH	11	0	1	1	4
NJ	22	1	7	8	15
NYI	24	3	6	9	8
NYR	25	0	10	10	12
OTT	17	1	5	6	8
PHI	21	5	4	9	9
PIT	24	3	6	9	8
SJ	12	1	2	3	0
STL	10	0	5	5	10
TB	20	0	7	7	4
TOR	17	1	3	4	2
VAN	9	0	3	3	4
VGK	4	0	2	2	0
WPG	15	1	5	6	6

CAREER HIGHS

GOALS	ASSISTS	POINTS
10 (2017-18)	27 (2016-17)	33 (2016-17)

			REGULAR SEASON										PLAYOFFS				
YEAR	TEAM	LEAGUE	GP	G	A	PTS	PIM	+/-	PP	SH	GW	S	GP	G	A	PTS	PIM
2007-08	Novokuznetsk	Russia	6	0	0	0	0	-	-	-	-	-	-	-	-	-	-
2008-09	Novokuznetsk	KHL	16	1	0	1	4	-	-	-	-	-	-	-	-	-	-
2009-10	Novokuznetsk	KHL	41	4	3	7	49	-	-	-	-	-	-	-	-	-	-
	Novo. Jr.	Russia-Jr.	7	7	6	13	6	-	-	-	-	-	17	9	10	19	26
	Russia	WJC	6	0	4	4	4	-	-	-	-	-	-	-	-	-	-
2010-11	Novokuznetsk	KHL	45	2	10	12	43	-	-	-	-	-	-	-	-	-	-
	Novo. Jr.	Russia-Jr.	1	0	0	0	0	-	-	-	-	-	-	-	-	-	-
	Hershey	AHL	19	2	7	9	12	1	0	0	0	24	6	0	1	1	4
	Russia	WJC	7	1	8	9	6	-	-	-	-	-	-	-	-	-	-
2011-12	**CAPITALS**	**NHL**	**60**	**3**	**16**	**19**	**18**	**1**	**0**	**0**	**1**	**51**	**-**	**-**	**-**	**-**	**-**
	Hershey	AHL	15	4	5	9	12	0	0	0	1	21	-	-	-	-	-
2012-13	**CAPITALS**	**NHL**	**5**	**0**	**1**	**1**	**0**	**5**	**0**	**0**	**0**	**1**	**-**	**-**	**-**	**-**	**-**
	Hershey	AHL	31	3	14	17	20	-2	2	0	0	52	4	1	2	3	4
2013-14	**CAPITALS**	**NHL**	**54**	**3**	**8**	**11**	**19**	**-1**	**0**	**0**	**0**	**59**	**-**	**-**	**-**	**-**	**-**
	Hershey	AHL	11	3	6	9	4	1	1	0	0	15	-	-	-	-	-
	Russia	WC	3	0	1	1	2	3	0	0	0	1	-	-	-	-	-
2014-15	**CAPITALS**	**NHL**	**-**	**-**	**-**	**-**	**-**	**-**	**-**	**-**	**-**	**-**	**-**	**-**	**-**	**-**	**-**
	Hershey	AHL	3	0	3	3	4	-3	0	0	0	6	-	-	-	-	-
2015-16	**CAPITALS**	**NHL**	**82**	**8**	**21**	**29**	**26**	**8**	**0**	**0**	**3**	**90**	**11**	**0**	**1**	**1**	**2**
	Russia	WC	6	0	3	3	2	3	0	0	0	7	-	-	-	-	-
2016-17	**CAPITALS**	**NHL**	**82**	**6**	**27**	**33**	**51**	**30**	**1**	**0**	**0**	**125**	**13**	**0**	**3**	**3**	**2**
	Russia	World Cup	4	0	0	0	4	3	0	0	0	11	-	-	-	-	-
2017-18	**CAPITALS**	**NHL**	**82**	**10**	**21**	**31**	**22**	**10**	**0**	**0**	**2**	**125**	**24**	**2**	**6**	**8**	**4**
2018-19	**CAPITALS**	**NHL**	**82**	**3**	**26**	**29**	**33**	**3**	**1**	**0**	**0**	**101**	**7**	**0**	**4**	**4**	**4**
	Russia	WC	10	2	4	6	2	8	-	-	-	-	-	-	-	-	-
	NHL / CAPITALS TOTALS		**447**	**33**	**120**	**153**	**169**	**56**	**1**	**0**	**6**	**552**	**55**	**2**	**14**	**16**	**12**

PLAYOFFS VS. THE NHL

TEAM	GP	G	A	PTS	PIM
CBJ	6	1	2	3	0
CAR	7	0	4	4	4
PHI	6	0	1	1	2
PIT	18	0	4	4	2
TB	7	1	1	2	0
TOR	6	0	2	2	2
VGK	5	0	0	0	2

CAREER HIGHLIGHTS

FIRST NHL GAME:
11/21/11 (WSH 4 vs. ARI 3)

FIRST NHL GOAL:
1/15/12 (WSH 2 vs. CAR 1, Ward - GWG)

FIRST NHL ASSIST:
11/23/11 (WSH 4 vs. WPG 3 OT)

MOST GOALS IN A GAME:
2 (three times, last: 11/13/18, WSH 5 at MIN 2)

MOST ASSISTS IN A GAME:
2 (nine times, last: 3/6/19, WSH 5 at PHI 3)

MOST POINTS IN A GAME:
3 (two times, last: 11/13/18, WSH 5 at MIN 2, 2G-1A)

MOST SHOTS IN A GAME:
6 (two times, last: 12/29/16, WSH 1 vs. NJ 2 SO)

MOST PIM IN A GAME:
12 (3/6/12, WSH 3 vs. CAR 4 OT)

MOST ICE TIME IN A GAME:
27:37 (10/20/17, WSH 4 at DET 3 OT)

MULTIPLE-POINT GAMES:
16 (last: 3/6/19, WSH 5 at PHI 3, 2A)

LONGEST GOAL STREAK:
3 (11/21/15-11/25/15, 3G)

LONGEST ASSIST STREAK:
5 (3/10/19-3/19/19, 5A)

LONGEST POINT STREAK:
5 (3/10/19-3/19/19, 5A)

PENALTY SHOTS: None

SHOOTOUTS: 0/2

MOST GOALS IN A PLAYOFF GAME:
1 (two times, last: 5/17/18, WSH 2 TB 4)

MOST ASSISTS IN A PLAYOFF GAME:
2 (4/21/18, WSH 4 vs CBJ 3 OT)

MOST POINTS IN A PLAYOFF GAME:
2 (4/21/18, WSH 4 vs CBJ 3 OT, 2A)

T.J. OSHIE

RW

77

SHOOTS RIGHT

HEIGHT 6′0″

WEIGHT 195

DOB DECEMBER 23, 1986

BIRTHPLACE EVERETT, WASHINGTON

DRAFTED: Blues' first-round choice, 24th overall, in the 2005 NHL Draft

ACQUIRED: From St. Louis in exchange for Troy Brouwer, Pheonix Copley and a third-round pick in the 2016 NHL Draft, July 2, 2015

500

Oshie recorded his 500th career point on Feb. 14, 2019 against the San Jose Sharks. Among players selected in the 2005 NHL Draft, Oshie is one of seven players to reach the 500-point mark.

33

Oshie set a career high during the 2016-17 season with 33 goals, which was tied with Alex Ovechkin for the team lead. He became the first player to lead or co-lead the Capitals with at least 30 goals outside of Ovechkin since Jaromir Jagr (36) in the 2002-03 season, and he's one of eight Capitals players in the last 20 seasons to record at least 30 goals.

300

Oshie recorded his 300th career assist on March 12, 2019 against the Pittsburgh Penguins. Of his 306 career assists, 106 have come as a member of the Washington Capitals, while the other 200 have come as a member of the St. Louis Blues.

SHOOTING %

Since 2015-16, Oshie has scored 102 goals on 598 shots (17.1 percent). That's the sixth-highest shooting percentage in the NHL among players with at least 50 goals during that span.

POWER PLAY

As a member of the Capitals, Oshie has recorded 33 power play goals, the second-most on the Capitals since 2015-16 (Alex Ovechkin: 71). During the Capitals' 2018 Stanley Cup run, Oshie scored six power play goals to become one of 44 players all-time to reach that mark in a single postseason.

SCORER

Since joining the Capitals in 2015-16, Oshie ranks second on the Capitals with 102 goals (Alex Ovechkin: 183). He's one of only 43 players with over 100 goals in the last four seasons.

700

Oshie played in his 700th NHL game on Jan. 15, 2019 vs. the Nashville Predators to join Alex Ovechkin and Nicklas Backstrom as one of three current players with 700 games.

T.J. OSHIE

VS. THE NHL

TEAM	GP	G	A	PTS	PIM
ANA	23	9	8	17	12
ARI	26	6	12	18	20
BOS	19	4	5	9	16
BUF	16	2	8	10	10
CGY	31	6	13	19	14
CAR	23	6	7	13	14
CHI	39	7	24	31	14
COL	29	7	19	26	21
CBJ	42	10	15	25	20
DAL	30	12	14	26	20
DET	36	9	9	18	20
EDM	30	7	19	26	12
FLA	19	2	4	6	10
LA	28	9	6	15	16
MIN	29	11	12	23	14
MTL	17	5	6	11	2
NSH	37	15	10	25	16
NJ	16	4	4	8	6
NYI	22	10	13	23	0
NYR	22	3	8	11	13
OTT	19	6	7	13	8
PHI	24	7	6	13	21
PIT	26	12	13	25	24
SJ	28	9	9	18	19
STL	5	1	4	5	0
TB	20	15	13	28	6
TOR	18	5	14	19	4
VAN	29	9	15	24	4
VGK	3	1	0	1	0
WSH	7	2	5	7	4
WPG	21	1	5	6	16

CAREER HIGHS

GOALS	ASSISTS	POINTS
33 (2016-17)	39 (2013-14)	60 (2013-14)

			REGULAR SEASON										PLAYOFFS				
YEAR	TEAM	LEAGUE	GP	G	A	PTS	PIM	+/-	PP	SH	GW	S	GP	G	A	PTS	PIM
2004-05	Sioux Falls	USHL	11	3	2	5	6	-2	0	0	1	-	-	-	-	-	-
2005-06	North Dakota	NCAA	44	24	21	45	33	-	11	0	9	-	-	-	-	-	-
	United States	WJC	7	1	0	1	10	-	-	-	-	-	-	-	-	-	-
2006-07	North Dakota	NCAA	43	17	35	52	30	-	6	2	2	-	-	-	-	-	-
2007-08	North Dakota	NCAA	42	18	27	45	57	-	-	-	-	-	-	-	-	-	-
2008-09	**St. Louis**	**NHL**	**57**	**14**	**25**	**39**	**30**	**16**	**6**	**1**	**1**	**101**	**4**	**0**	**0**	**0**	**2**
	United States	WC	9	1	2	3	2	-	-	-	-	-	-	-	-	-	-
2009-10	**St. Louis**	**NHL**	**76**	**18**	**30**	**48**	**36**	**-1**	**1**	**1**	**3**	**158**	**-**	**-**	**-**	**-**	**-**
	United States	WC	6	4	2	6	2	-	-	-	-	-	-	-	-	-	-
2010-11	**St. Louis**	**NHL**	**49**	**12**	**22**	**34**	**15**	**10**	**3**	**1**	**3**	**103**	**-**	**-**	**-**	**-**	**-**
2011-12	**St. Louis**	**NHL**	**80**	**19**	**35**	**54**	**50**	**15**	**3**	**1**	**3**	**188**	**9**	**0**	**3**	**3**	**6**
2012-13	**St. Louis**	**NHL**	**30**	**7**	**13**	**20**	**15**	**-5**	**2**	**1**	**1**	**65**	**6**	**2**	**0**	**2**	**2**
	United States	WC	4	1	0	1	2	-	-	-	-	-	-	-	-	-	-
2013-14	**St. Louis**	**NHL**	**79**	**21**	**39**	**60**	**42**	**19**	**5**	**2**	**5**	**152**	**5**	**2**	**0**	**2**	**2**
	United States	Olympics	6	1	3	4	4	0	0	0	1	7	-	-	-	-	-
2014-15	**St. Louis**	**NHL**	**72**	**19**	**36**	**55**	**51**	**17**	**3**	**0**	**4**	**162**	**6**	**1**	**1**	**2**	**0**
2015-16	**CAPITALS**	**NHL**	**80**	**26**	**25**	**51**	**34**	**16**	**11**	**0**	**5**	**185**	**12**	**6**	**4**	**10**	**11**
2016-17	**CAPITALS**	**NHL**	**68**	**33**	**23**	**56**	**36**	**28**	**7**	**1**	**4**	**143**	**13**	**4**	**8**	**12**	**4**
	United States	World Cup	3	1	0	1	0	-2	0	0	0	4	-	-	-	-	-
2017-18	**CAPITALS**	**NHL**	**74**	**18**	**29**	**47**	**31**	**2**	**9**	**0**	**3**	**127**	**24**	**8**	**13**	**21**	**31**
2018-19	**CAPITALS**	**NHL**	**69**	**25**	**29**	**54**	**36**	**5**	**6**	**1**	**4**	**143**	**4**	**1**	**1**	**2**	**4**
	NHL TOTALS		**734**	**212**	**306**	**518**	**376**	**122**	**56**	**9**	**36**	**1,527**	**83**	**24**	**30**	**54**	**62**
	CAPITALS TOTALS		**291**	**102**	**106**	**208**	**137**	**51**	**22**	**2**	**16**	**598**	**53**	**19**	**26**	**45**	**50**

PLAYOFFS VS. THE NHL

TEAM	GP	G	A	PTS	PIM
CBJ	6	3	1	4	4
CAR	4	1	1	2	4
CHI	5	2	0	2	2
LA	10	2	3	5	8
MIN	6	1	1	2	0
PHI	6	1	3	4	9
PIT	19	8	7	15	15
SJ	5	0	3	3	0
TB	7	2	5	7	2
TOR	6	3	4	7	2
VAN	4	0	0	0	2
VGK	5	1	5	6	14

CAREER HIGHLIGHTS

FIRST NHL GAME:
10/10/08 (STL 5 vs NSH 2)

FIRST NHL GOAL:
10/22/08 (STL 3 vs DET 4, Conklin)

FIRST NHL ASSIST:
10/13/08 (STL 5 at TOR 4 SO)

MOST GOALS IN A GAME:
3 (three times, last: 3/18/17 WSH 5 at TB 3)

MOST ASSISTS IN A GAME:
4 (11/14/13, STL 7 vs COL 3)

MOST POINTS IN A GAME:
4 (five times, last: 3/18/17, WSH 5 vs TB 3, 3G, 1A)

MOST SHOTS IN A GAME:
7 (1/4/19, WSH 1 at DAL 2 OT)

MOST PIM IN A GAME:
6 (three times, last 1/6/19, WSH 3 at DET 2)

MOST ICE TIME IN A GAME:
24:40 (10/13/15, WSH 0 vs. SJ 5)

MULTIPLE-POINT GAMES:
127 (last: 3/30/19, WSH 6 at TB 3, 2G-1A)

LONGEST GOAL STREAK:
4 (two times, last: 1/16/17-1/23/17, 4G)

LONGEST ASSIST STREAK:
6 (10/17/13-11/1/13, 6A)

LONGEST POINT STREAK:
7 (two times, last: 12/27/14-1/8/15, 6G-7A)

PENALTY SHOTS: 1/1

SHOOTOUTS: 42/80

MOST GOALS IN A PLAYOFF GAME:
3 (4/28/16, WSH 4 vs PIT 3 OT)

MOST ASSISTS IN A PLAYOFF GAME:
2 (six times, last: 6/4/18, WSH 6 vs VGK 2)

MOST POINTS IN A PLAYOFF GAME:
3 (two times, last: 6/4/18, WSH 6 vs VGK 2, 1G-2A)

T.J. OSHIE

USA

Oshie has represented Team USA at the World Championship (2009, 2010, 2013), the Olympics (2014), the World Cup of Hockey (2016) and the World Junior Championship (2006), recording 16 points (9g, 7a) in 32 total games. In a preliminary game against Russia in the 2016 Olympics, Oshie converted four of six shootout attempts after he was utilized five consecutive times, scoring the shootout winner in the eighth round in USA's 3-2 shootout victory.

PLAYOFF PERFORMER

Since joining Washington in 2015-16, Oshie has recorded 45 points (19g, 26a) in 53 playoff games, including 21 points (8g, 13a) in 24 games en route to the 2018 Stanley Cup. His 0.85 playoff points per game ranks 15th in the NHL among forwards with at least 30 playoff games played during that span.

NORTH DAKOTA

Oshie attended the University of North Dakota from 2005-08, recording 142 points (59g, 83a) in 129 games. In his freshman year, Oshie led North Dakota with 24 goals and set a school record with nine game-winning goals and was named to the WCHA All-Rookie Team. By his junior season, Oshie was named as a Hobey Baker finalist and was named to the NCAA (West) All-American Team.

SHOOTOUT SPECIALIST

Oshie has converted 42 of his career 80 shootout attempts (52.5 percent) to record the highest conversion rate in NHL history among players with at least 60 shot attempts. Twenty of his 42 goals have been game-deciding goals, the second-most in NHL history (Frans Nielsen: 23), while his 42 goals are the fifth most in NHL history.

77
WASHINGTON
Capitals
BAUER
SUPREME
CCM
Reebok

ALEX OVECHKIN

LW

SHOOTS RIGHT

HEIGHT 6'3"

WEIGHT 236

DOB SEPTEMBER 17, 1985

BIRTHPLACE MOSCOW, RUSSIA

DRAFTED: Capitals' first-round choice, first overall, in the 2004 NHL Draft

GR8

Ovechkin is the only player in NHL history to win a Stanley Cup, a Conn Smythe, a Calder Memorial, an Art Ross, a Hart, a Ted Lindsay and a Maurice Richard Trophy. He was named to the NHL's 100 Greatest Players list in 2017 in Los Angeles.

50

Ovechkin has recorded eight 50-goal seasons in his career, the third most in NHL history (Mike Bossy and Wayne Gretzky: 9). Since 2005-06, Ovechkin's rookie season, no player has more than two 50-goal seasons, and only 11 other players have recorded at least one.

13TH

With 658 career goals, Ovechkin currently sits in 13th place on the NHL's all-time list, 11 goals shy of passing Luc Robitaille (668) for 12th place all-time. Should Ovechkin record another 50 goals this season, which would mark his ninth career 50-goal season, Ovechkin will tie Mike Gartner (708) for the seventh most goals in NHL history. Ovechkin became the 12th-fastest player in NHL history to reach the 650-goal mark and just the fourth player to record at least 650 goals with the same team (Detroit's Gordie Howe and Steve Yzerman, Pittsburgh's Mario Lemieux).

1,200

Ovechkin recorded an assist on March 12, 2019 against the Pittsburgh Penguins and became the 49th player in NHL history to reach the 1,200-point milestone. Ovechkin joined Sidney Crosby and Joe Thornton as the only active NHL players to reach the benchmark. En route to his 1,200th point, Ovechkin scored 653 goals. Brett Hull (656g) is the only player in NHL history to register more goals at the time of reaching the 1,200-point benchmark.

TROPHY CASE

Ovechkin has won 17 individual awards in his 14 seasons: Eight Maurice "Rocket" Richard Trophies (2007-08, 2008-09, 2012-13, 2013-14, 2014-15, 2015-16, 2017-18, 2018-19), three Hart Memorial Trophies (2007-08, 2008-09, 2012-13), three Ted Lindsay Awards (2007-08, 2008-09, 2009-10), an Art Ross Trophy (2007-08), a Conn Smythe Trophy (2017-18) and a Calder Memorial Trophy (2005-06).

ROCKET MAN

During the 2018-19 season, Ovechkin scored a League-leading 51 goals to capture his second straight and eighth Maurice "Rocket" Richard Trophy, an NHL record. Ovechkin became the first player in NHL history to top the League in goals eight times, breaking a tie with Bobby Hull (7x). Ovechkin's 658 goals are 212 more than any other player since he entered the NHL in 2005-06.

ALEX OVECHKIN

VS. THE NHL

TEAM	GP	G	A	PTS	PIM
ANA	18	11	14	25	14
ARI	18	8	10	18	16
BOS	48	24	25	49	35
BUF	48	32	16	48	69
CGY	17	10	13	23	2
CAR	77	40	51	91	51
CHI	18	9	9	18	39
COL	18	7	7	14	8
CBJ	34	17	8	25	24
DAL	18	9	5	14	10
DET	26	16	11	27	8
EDM	18	11	10	21	4
FLA	63	36	42	78	20
LA	19	8	10	18	6
MIN	16	15	11	26	4
MTL	48	31	22	53	36
NSH	19	10	5	15	18
NJ	53	25	33	58	18
NYI	54	36	18	54	40
NYR	56	33	19	52	37
OTT	46	27	20	47	38
PHI	53	34	25	59	24
PIT	56	35	24	59	38
SJ	20	12	8	20	10
STL	19	17	13	30	6
TB	69	47	43	90	34
TOR	48	39	29	68	32
VAN	18	9	8	17	10
VGK	4	3	0	3	2
WPG	65	47	44	91	36

PLAYOFFS VS. THE NHL

TEAM	GP	G	A	PTS	PIM
BOS	7	2	3	5	4
CAR	7	4	5	9	19
CBJ	6	5	3	8	0
MTL	7	5	5	10	0
NYI	7	2	3	5	4
NYR	33	13	10	23	18
PHI	13	7	7	14	0
PIT	26	15	18	33	20
TB	11	6	5	11	4
TOR	6	3	0	3	2
VGK	5	3	2	5	2

CAREER HIGHS

GOALS	ASSISTS	POINTS
65 (2007-08)	59 (2009-10)	112 (2007-08)

			REGULAR SEASON										PLAYOFFS				
YEAR	TEAM	LEAGUE	GP	G	A	PTS	PIM	+/-	PP	SH	GW	S	GP	G	A	PTS	PIM
2005-06	CAPITALS	NHL	81	52	54	106	52	2	21	3	5	*425	-	-	-	-	-
	Russia	Olympics	8	5	0	5	8	-	-	-	-	-	-	-	-	-	-
	Russia	WC	7	6	3	9	6	-	-	-	-	-	-	-	-	-	-
2006-07	CAPITALS	NHL	82	46	46	92	52	-19	16	0	8	*392	-	-	-	-	-
	Russia	WC	8	1	2	3	29	-	-	-	-	-	-	-	-	-	-
2007-08	CAPITALS	NHL	82	*65	47	*112	40	28	22	0	11	*446	7	4	5	9	0
	Russia	WC	9	6	6	12	8	-	-	-	-	-	-	-	-	-	-
2008-09	CAPITALS	NHL	79	*56	54	110	72	8	19	1	10	*528	14	11	10	21	8
2009-10	CAPITALS	NHL	72	50	59	109	89	45	13	0	7	*368	7	5	5	10	0
	Russia	Olympics	4	2	2	4	2	-	-	-	-	-	-	-	-	-	-
	Russia	WC	9	5	1	6	4	-	-	-	-	-	-	-	-	-	-
2010-11	CAPITALS	NHL	79	32	53	85	41	24	7	0	*11	*367	9	5	5	10	10
	Russia	WC	5	0	0	0	4	-	-	-	-	-	-	-	-	-	-
2011-12	CAPITALS	NHL	78	38	27	65	26	-8	13	0	3	303	14	5	4	9	8
	Russia	WC	3	2	2	4	2	-	-	-	-	-	-	-	-	-	-
2012-13	CAPITALS	NHL	48	*32	24	56	36	2	*16	0	4	*220	7	1	1	2	4
	Russia	WC	1	1	1	2	0	-2	0	0	0	8	-	-	-	-	-
2013-14	CAPITALS	NHL	78	*51	28	79	48	-35	*24	0	10	*386	-	-	-	-	-
	Russia	Olympics	5	1	1	2	0	2	0	0	0	24	-	-	-	-	-
	Russia	WC	9	4	7	11	8	6	2	0	1	52	-	-	-	-	-
2014-15	CAPITALS	NHL	81	*53	28	81	58	10	*25	0	*11	*395	14	5	4	9	6
	Russia	WC	2	1	1	2	0	1	0	0	0	6	-	-	-	-	-
2015-16	CAPITALS	NHL	79	*50	21	71	53	21	*19	0	8	*398	12	5	7	12	2
	Russia	WC	6	1	1	2	2	3	0	0	0	23	-	-	-	-	-
2016-17	CAPITALS	NHL	82	33	36	69	50	6	*17	0	7	313	13	5	3	8	8
	Russia	World Cup	4	1	2	3	6	1	-	-	-	-	-	-	-	-	-
2017-18	CAPITALS	NHL	82	*49	38	87	32	3	17	0	7	355	24	15	12	27	8
2018-19	CAPITALS	NHL	81	*51	38	89	40	7	18	0	5	338	7	4	5	9	19
	Russia	WC	10	2	1	3	2	6	0	0	0	-	-	-	-	-	-
	NHL / CAPITALS TOTALS		1,084	658	553	1,211	689	94	247	4	107	5,234	128	65	61	126	73

* League Leader

CAREER HIGHLIGHTS

FIRST NHL GAME:
10/5/05 (WSH 3 vs CBJ 2)
FIRST NHL GOAL:
10/5/05 (WSH 3 vs CBJ 2, Leclaire)
FIRST NHL ASSIST:
10/7/05 (WSH 3 vs ATL 7)
MOST GOALS IN A GAME:
4 (four times, last: 10/7/17, WSH 6 vs MTL 1)
MOST ASSISTS IN A GAME:
4 (1/15/10, WSH 6 vs TOR 1)
MOST POINTS IN A GAME:
5 (four times, last: 1/15/10, WSH 6 vs TOR 1, 1G-4A)
MOST SHOTS IN A GAME:
15 (two times, last: 11/10/15, WSH 0 at DET 1)

MOST PIM IN A GAME:
20 (12/2/06, WSH 7 vs BUF 4)
MOST ICE TIME IN A GAME:
30:09 (11/28/07, WSH 1 vs FLA 2)
HAT TRICKS:
23 (last: 12/14/18, WSH 6 at CAR 5, 3G)
MULTIPLE-POINT GAMES: 343

MULTIPLE-GOAL GAMES: 132

LONGEST GOAL STREAK:
7 (2/10/06-3/8/06, 7G)
LONGEST ASSIST STREAK:
7 (two times, last: 11/10/08-11/22/08, 10A)

LONGEST POINT STREAK:
14 (11/16/18-12/15/18, 17G-6A)
PENALTY SHOTS: 2/12

SHOOTOUTS: 33/104

MOST GOALS IN A PLAYOFF GAME:
3 (5/4/09, WSH 4 vs PIT 3)
MOST ASSISTS IN A PLAYOFF GAME:
3 (two times, last: 4/17/10, WSH 6 vs MTL 5 OT)
MOST POINTS IN A PLAYOFF GAME:
4 (4/17/10, WSH 6 vs MTL 5 OT, 1G-3A)

ALEX OVECHKIN

TOP RUSSIAN

Ovechkin sits in first place all-time among Russian-born players in both goals and assists, 175 goals and 32 points ahead of Sergei Fedorov (1,179) in 164 fewer games. Ovechkin passed Fedorov in 777 career games on the NHL's all-time goals list among Russians (Fedorov: 483g), a feat he achieved on Nov. 19, 2015 against Dallas and passed him on the all-time points list on Feb. 5, 2019 against Vancouver.

1,000

Ovechkin became the first player in franchise history to reach the 1,000 game mark on April 1, 2018, the first player selected from the 2004 NHL Draft to reach the milestone and the 54th player in NHL history.

#1

Alex Ovechkin was drafted first overall in the 2004 NHL Draft. Among players drafted first overall in NHL history, Ovechkin's 658 goals ranks second (Mario Lemieux: 690 goals) and his 1,211 points (658g, 553a) rank 10th. Ovechkin is one of three Russian-born players ever drafted first overall (Ilya Kovalchuk, 2001; Nail Yakupov: 2012).

ALL-STAR

Ovechkin has been selected to the NHL All-Star Game 10 times in his career, at least double any other player in franchise history. Additionally, Ovechkin has been selected to the First All-Star Team eight times and to the Second All-Star Team four times.

CAPTAIN

Ovechkin was named captain on Jan. 5, 2010, the 14th captain and the first European captain in franchise history. At the age of 24 at the time of his naming, Ovechkin was the third-youngest captain in the NHL (Jonathan Toews: 21; Sidney Crosby: 22). Entering his 11th season as captain, Ovechkin will tie Rod Langway for the longest-tenured captain in franchise history. Ovechkin is also the only Russian-born captain ever to win a Stanley Cup.

23

Ovechkin's 23 hat tricks are the most in franchise history, tied for the fifth most by a single player since the 1979-80 season and tied for the 10th most all-time. Since entering the NHL in 2005-06, Ovechkin's 23 hat tricks are nine more than Eric Staal, who ranks second in the NHL during that time span with 14 hat tricks.

PLAYOFF PERFORMER

In 128 career playoff games, Ovechkin has 126 points (65g, 61a) and ranks first in franchise history in playoff games played, goals, points, power play goals (24), power play points (53), game-winning goals (9), shots (568) and second in assists. During Washington's 2018 Stanley Cup run, Ovechkin recorded 27 points (15g, 12a) and scored 15 goals, a franchise record. His 15 goals were the second-most goals by a Russian-born player in a single postseason in NHL history (Pavel Bure: 16, 1994) and are the most by any player in the last 10 postseasons. Ovechkin, who is third among active players with 65 career playoff goals, ranks 28th in playoff goals in NHL history.

FRANCHISE LEADER

Ovechkin ranks first in franchise history in games (1,084), goals (658), points (1,211), power-play goals (247), game-winning goals (107), overtime goals (22), shots (5,234) and multi-goal games (132).

SHOT KING

Ovechkin recorded four shots against the Arizona Coyotes on Dec. 6, 2018, eclipsing the 5,000 shot mark and became the ninth player in NHL history to record 5,000 shots. He reached the milestone in 1,031 games, 184 fewer games than Marcel Dionne,.

SINCE THE BEGINNING

Since entering the NHL at the beginning of the 2005-06 season, Ovechkin leads the NHL in goals (658), power-play goals (247), power play points (464), game-winning goals (107), shots (5,234) and ranks second in points (1,211). Ovechkin leads the NHL in goals since 1994-95 and shots since the 1993-94 season, despite beginning his NHL career in 2005.

134

Ovechkin has scored against 134 different goaltenders in his career, scoring against Marc-Andre Fleury and Henrik Lundqvist the most (24 goals). In NHL history, 6,258 NHL players have played in the NHL and scored fewer than 134 goals in their careers.

FOR COUNTRY

Internationally, Ovechkin has appeared in 138 games for Team Russia in 23 different international competitions. Ovechkin has registered 64 points (35g, 29a) in 83 career games at the World Championship and captured a gold medal with Russia in 2008, 2012 and 2014. Ovechkin has represented Russia in three Olympics (2006, 2010, 2014), 13 World Championships (2004, 2005, 2006, 2007, 2008, 2010, 2011, 2012, 2013, 2014, 2015, 2016, 2019), three World Junior Championships (2003, 2004, 2005), two World Cups of Hockey (2004, 2016) and two U-18 World Championships (2002, 2003).

ALEX OVECHKIN

5.97% Ovechkin has scored 5.97 percent of the goals in franchise history (658 of 11,024 goals).

132 Ovechkin has recorded 132 total multi-goal games, tied for the eighth most in NHL history. Since 2005-06, Ovechkin's 132 multi-goal games are 48 more than Sidney Crosby, who ranks second in that span with 84.

OT Ovechkin's 22 overtime goals rank first all-time in the NHL.

HITS Since 2005-06, Ovechkin has recorded 2,846 hits, which ranks third in the NHL among forwards during that span.

STREAKING OVI

From Nov. 16-Dec. 15, 2018, Ovechkin rode a personal-best 14 game point streak (17g, 6a, previously: 13 games, Dec. 30, 2006-Feb. 1, 2007, 20 points). Ovechkin, who was 33 at the time, became the eighth player in NHL history to post a point streak of at least 14 games at age 33 or older and the first since Luc Robitaille had a 15-game run at age 34 in 1999-00. Ovechkin also extended his goal streak to six games, one shy of equaling the best run of his career (Feb. 10 - March 8, 2006: seven games).

AWARDS & ACCOLADES

10X ALL-STAR GAME SELECTIONS

8X FIRST ALL-STAR TEAM

4X SECOND ALL-STAR TEAM

3X HART TROPHY WINNER

07-08 08-09 12-13

1X CALDER MEMORIAL TROPHY WINNER

05-06

1X ART ROSS TROPHY WINNER

07-08

1X CONN SMYTHE TROPHY WINNER

17-18

3X TED LINDSAY AWARD WINNER

07-08 08-09 09-10

8X MAURICE "ROCKET" RICHARD WINNER

07-08 08-09 12-13 13-14 14-15 15-16 17-18 18-19

2017-18 STANLEY CUP CHAMPION

RICHARD PANIK

RW

14

SHOOTS LEFT

HEIGHT 6′2″

WEIGHT 202

DOB FEBRUARY 7, 1991

BIRTHPLACE MARTIN, SLOVAKIA

DRAFTED: Tampa Bay's second-round choice, 52nd overall, in the 2009 NHL Draft

ACQUIRED: Signed as a free agent, July 1, 2019

CONSISTENT PERFORMER

Panik has recorded at least 30 points in each of the last three seasons, setting a career high with 44 points (22g, 22a) during the 2016-17 season with the Chicago Blackhawks.

SLOVAKIA

Panik represented Slovakia at the 2019 IIHF World Championships, recording seven points (1g, 6a) in seven games. He has represented Slovakia at the World Championships four times (2010, 2014, 2015, 2019) and at the 2014 Olympic Games, recording 11 points (1g, 10a) in 31 games. He is the 20th-highest scoring Slovakian forward in NHL history (75g, 84a).

22

Panik set a career high with 22 goals in 2016-17. On Oct. 15, 2016 against the Nashville Predators, Panik recorded his first and only hat trick of his career.

CALDER WINNER

As a member of the Norfolk Admirals during the 2011-12 season, Panik won a Calder Cup after recording six points (5g, 1a) in 18 games. In 166 career AHL games between Norfolk and the Syracuse Crunch, Panik recorded 119 points (53g, 66a) and appeared in the 2013 AHL All-Star Game.

PRODUCTIVE

Last season, Panik ranked first on the Arizona Coyotes in shot attempt percentage (50.96 percent), on-ice shot attempts per 60 minutes played (60.84), on-ice goals for (44) and goals for per 60 minutes of play (2.71) at five-on-five among players with at least 50 games played.

ARIZONA

Last season with the Arizona Coyotes, Panik ranked first in goals percentage relative to his teammates (0.99 percent) and second in shot attempt percentage relative to his teammates (2.80 percent).

RICHARD PANIK



VS. THE NHL

TEAM	GP	G	A	PTS	PIM
ANA	15	0	3	3	15
ARI	10	3	2	5	12
BOS	13	1	1	2	0
BUF	15	1	3	4	4
CGY	14	3	1	4	4
CAR	15	1	2	3	2
CHI	8	1	1	2	0
COL	13	5	3	8	10
CBJ	11	2	3	5	8
DAL	18	1	1	2	8
DET	14	2	4	6	11
EDM	16	4	4	8	4
FLA	15	3	3	6	33
LA	15	0	0	0	2
MIN	18	4	4	8	12
MTL	14	2	3	5	4
NSH	19	5	7	12	6
NJ	11	0	2	2	8
NYI	11	3	2	5	2
NYR	13	1	3	4	4
OTT	14	4	3	7	18
PHI	12	2	0	2	6
PIT	12	3	5	8	8
SJ	14	2	4	6	4
STL	16	5	5	10	10
TB	9	4	3	7	2
TOR	9	2	1	3	2
VAN	12	5	6	11	4
VGK	7	3	2	5	4
WSH	13	3	3	6	5
WPG	14	0	0	0	8

CAREER HIGHS

GOALS	ASSISTS	POINTS
22 (2016-17)	22 (2016-17)	44 (2016-17)

			REGULAR SEASON										PLAYOFFS				
YEAR	TEAM	LEAGUE	GP	G	A	PTS	PIM	+/-	PP	SH	GW	S	GP	G	A	PTS	PIM
2009-10	Windsor	OHL	33	9	9	18	19	15	-	-	-	-	-	-	-	-	-
	Belleville	OHL	27	12	11	23	36	-12	-	-	-	-	-	-	-	-	-
	Norfolk	AHL	5	0	1	1	0	-1	0	0	0	2	-	-	-	-	-
	Slovakia	WJC	6	6	2	8	2	0	-	-	-	-	-	-	-	-	-
	Slovakia	WC	6	0	2	2	6	3	-	-	-	-	-	-	-	-	-
2010-11	Belleville	OHL	27	14	17	31	33	0	-	-	-	-	-	-	-	-	-
	Guelph	OHL	27	13	12	25	42	-6	-	-	-	-	6	1	2	3	10
	Slovakia	WJC	6	7	2	9	12	1	-	-	-	-	-	-	-	-	-
2011-12	Norfolk	AHL	64	19	22	41	62	13	7	0	1	108	18	5	1	6	23
2012-13	**Tampa Bay**	**NHL**	**25**	**5**	**4**	**9**	**4**	**-2**	**1**	**0**	**1**	**34**	**-**	**-**	**-**	**-**	**-**
	Syracuse	AHL	51	22	19	41	81	17	7	1	6	110	16	9	5	14	59
2013-14	**Tampa Bay**	**NHL**	**50**	**3**	**10**	**13**	**21**	**-9**	**0**	**0**	**0**	**56**	**2**	**0**	**0**	**0**	**4**
	Syracuse	AHL	13	3	8	11	8	1	2	0	1	24	-	-	-	-	-
	Slovakia	Olympics	4	0	0	0	0	-2	-	-	-	-	-	-	-	-	-
	Slovakia	WC	7	0	0	0	2	-5	-	-	-	-	-	-	-	-	-
2014-15	**Toronto**	**NHL**	**76**	**11**	**6**	**17**	**49**	**-8**	**2**	**0**	**1**	**87**	**-**	**-**	**-**	**-**	**-**
	Slovakia	WC	7	0	2	2	2	-2	-	-	-	-	-	-	-	-	-
2015-16	**Chicago**	**NHL**	**30**	**6**	**2**	**8**	**6**	**4**	**0**	**0**	**1**	**39**	**6**	**0**	**3**	**3**	**6**
	Toronto	AHL	33	9	16	25	34	5	0	0	2	66	-	-	-	-	-
2016-17	**Chicago**	**NHL**	**82**	**22**	**22**	**44**	**58**	**14**	**4**	**0**	**5**	**155**	**4**	**0**	**1**	**1**	**2**
2017-18	**Chicago**	**NHL**	**37**	**6**	**10**	**16**	**26**	**3**	**3**	**0**	**0**	**70**	**-**	**-**	**-**	**-**	**-**
	Arizona	**NHL**	**35**	**8**	**11**	**19**	**12**	**4**	**1**	**0**	**0**	**66**	**-**	**-**	**-**	**-**	**-**
2018-19	**Arizona**	**NHL**	**75**	**14**	**19**	**33**	**44**	**-3**	**0**	**1**	**2**	**140**	**-**	**-**	**-**	**-**	**-**
	Slovakia	WC	7	1	6	7	2	3	-	-	-	-	-	-	-	-	-
	NHL TOTALS		**410**	**75**	**84**	**159**	**3**	**11**	**1**	**10**	**647**	**10**	**0**	**4**	**4**	**8**	**12**

PLAYOFFS VS. THE NHL

TEAM	GP	G	A	PTS	PIM
MTL	2	0	0	0	4
NSH	4	0	1	1	2
STL	6	0	3	3	6

CAREER HIGHLIGHTS

FIRST NHL GAME:
2/13/13 (TB 3 vs. MTL 4 SO)

FIRST NHL GOAL:
2/23/13 (TB 5 at CAR 2, Ellis)

FIRST NHL ASSIST:
3/23/13 (TB 3 at OTT 5)

MOST GOALS IN A GAME:
3 (10/15/16, CHI 5 vs NSH 3)

MOST ASSISTS IN A GAME:
3 (two times, last: 2/28/19, ARI 5 vs VAN 2)

MOST POINTS IN A GAME:
3 (six times, last: 2/28/19, ARI 5 vs VAN 2, 3A)

MOST SHOTS IN A GAME:
7 (10/6/18, ARI 0 vs ANA 1)

MOST PIM IN A GAME:
17 (3/25/17, CHI 0 at FLA 7)

MOST ICE TIME IN A GAME:
21:47 (10/6/18, ARI 0 vs ANA 1)

MULTIPLE-POINT GAMES:
3 (last: 12/14/18, WSH 6 at CAR 5 SO, 3A)

LONGEST GOAL STREAK:
3 (10/5/17-10/9/17, 3G)

LONGEST ASSIST STREAK:
4 (2/19/17-2/26/17, 4A)

LONGEST POINT STREAK:
7 (2/11/17-3/1/17, 5G-5A)

PENALTY SHOTS: 0/1

SHOOTOUTS: 1/7

MOST GOALS IN A PLAYOFF GAME:
None

MOST ASSISTS IN A PLAYOFF GAME:
1 (four times, last: 4/17/17, CHI 2 at NSH 3 OT)

MOST POINTS IN A PLAYOFF GAME:
1 (four times, last: 4/17/17, CHI 2 at NSH 3 OT)

JONAS SIEGENTHALER

D

34

SHOOTS LEFT

HEIGHT 6'3"

WEIGHT 210

DOB MAY 6, 1997

BIRTHPLACE ZURICH, SWITZERLAND

DRAFTED: Capitals' second-round choice, 57th overall, in the 2015 NHL Draft

DEBUT

Siegenthaler made his NHL debut on Nov. 9, 2018 against the Columbus Blue Jackets.

LIONS

Siegenthaler played professionally in Switzerland's National League for the ZSC Lions, appearing 115 games from 2013-17 (4g, 14a). During the 2015-16 season, Siegenthaler helped lead the Lions to the Swiss Cup, recording three assists in five games.

FIRST POINT

Siegenthaler recorded his first career point on Dec. 14, 2018 against the Carolina Hurricanes.

HERSHEY

Siegenthaler has appeared in 122 career games for the Hershey Bears, recording 19 points (8g, 11a). On March 18, 2018, Siegenthaler recorded the only two-goal game of his AHL career.

ZONE STARTS

In 2018-19, Siegenthaler started 93 of his 171 face-offs in the defensive zone (54.39 percent), the second-highest percentage among Capitals defensemen (Matt Niskanen: 55.78). That's the highest defensive zone start percentage for a Capitals rookie defenseman since the NHL began tracking the data in 2009-10 (minimum 10 games played).

SWISS PRODUCT

Born in Zurich, Switzerland, Siegenthaler is just the second Swiss-born player to play for the Capitals in franchise history (Timo Helbling: 2006-07) and just the eighth Swiss defenseman to play at least 20 games in NHL history.

FOR COUNTRY

Siegenthaler has represented Switzerland in three World Junior Championships (2015, 2016, 2017), serving as an alternate captain in 2017. In 17 career World Junior Championship games, Siegenthaler has eight points (1g, 7a) and was named a top-three player on Switzerland in 2017.

JONAS SIEGENTHALER

VS. THE NHL

TEAM	GP	G	A	PTS	PIM
ARI	1	0	0	0	0
BOS	2	0	1	1	2
BUF	2	0	0	0	2
CGY	1	0	0	0	0
CAR	2	0	1	1	0
CBJ	3	0	0	0	2
DAL	1	0	0	0	0
DET	1	0	0	0	2
NSH	2	0	0	0	0
NYI	2	0	0	0	0
NYR	1	0	0	0	0
OTT	2	0	2	2	0
PHI	1	0	0	0	0
PIT	1	0	0	0	2
SJ	1	0	0	0	0
TOR	1	0	0	0	0
VAN	1	0	0	0	0
WPG	1	0	0	0	0

CAREER HIGHS

GOALS	ASSISTS	POINTS
0 (2018-19)	4 (2018-19)	4 (2018-19)

			REGULAR SEASON										PLAYOFFS				
YEAR	TEAM	LEAGUE	GP	G	A	PTS	PIM	+/-	PP	SH	GW	S	GP	G	A	PTS	PIM
2013-14	Zurich	Swiss	6	0	0	0	2	-	-	-	-	-	-	-	-	-	-
	GCK Zurich	Swiss-2	40	2	6	8	24	-	-	-	-	-	-	-	-	-	-
2014-15	Zurich	Swiss	41	0	3	3	39	4	-	-	-	-	18	0	2	2	4
	GCK Zurich	Swiss-2	10	1	7	8	10	-	-	-	-	-	-	-	-	-	-
	Switzerland	WJC	6	0	1	1	8	-	-	-	-	-	-	-	-	-	-
2015-16	Hershey	AHL	6	0	1	1	8	-4	0	0	0	4	-	-	-	-	-
	Zurich	Swiss	40	3	5	8	28	16	-	-	-	-	4	0	0	0	2
	Switzerland	WJC	6	0	1	1	6	-4	-	-	-	-	-	-	-	-	-
2016-17	ZSC	NLA	28	1	6	7	16	1	-	-	-	-	6	0	0	0	8
	Hershey	AHL	7	0	0	0	2	2	0	0	0	10	5	0	0	0	2
	Switzerland U20	WJC-20	5	1	5	6	2	-1	-	-	-	-	-	-	-	-	-
2017-18	Hershey	AHL	75	6	6	12	61	-20	0	1	0	85	-	-	-	-	-
2018-19	**CAPITALS**	**NHL**	**26**	**0**	**4**	**4**	**10**	**6**	**0**	**0**	**0**	**12**	**4**	**0**	**0**	**0**	**2**
	NHL / CAPITALS TOTALS		**26**	**0**	**4**	**4**	**10**	**6**	**0**	**0**	**0**	**12**	**4**	**0**	**0**	**0**	**2**

PLAYOFFS VS. THE NHL

TEAM	GP	G	A	PTS	PIM
CAR	4	0	0	0	2

CAREER HIGHLIGHTS

FIRST NHL GAME:
11/9/18 (WSH 1 vs. CBJ 2)

FIRST NHL GOAL:
None

FIRST NHL ASSIST:
12/14/18 (WSH 6 at CAR 5 SO)

MOST GOALS IN A GAME:
None

MOST ASSISTS IN A GAME:
1 (four times, last: 1/10/19, WSH 4 at BOS 2)

MOST POINTS IN A GAME:
1 (four times, last: 1/10/19, WSH 4 at BOS 2, 1A)

MOST SHOTS IN A GAME:
3 (1/23/19, WSH 3 at TOR 6)

MOST PIM IN A GAME:
2 (five times, last: 1/12/19, WSH 1 vs. CBJ 2 OT)

MOST ICE TIME IN A GAME:
19:45 (1/15/19, WSH 2 at NSH 7)

MULTIPLE-POINT GAMES:
None

LONGEST GOAL STREAK:
None

LONGEST ASSIST STREAK:
1 (four times, last: 1/10/19, WSH 4 at BOS 2)

LONGEST POINT STREAK:
1 (four times, last: 1/10/19, WSH 4 at BOS 2)

PENALTY SHOTS: None

SHOOTOUTS: None

MOST GOALS IN A PLAYOFF GAME:
None

MOST ASSISTS IN A PLAYOFF GAME:
None

MOST POINTS IN A PLAYOFF GAME:
None

CHANDLER STEPHENSON

C

18

SHOOTS LEFT

HEIGHT 6'0"

WEIGHT 208

DOB APRIL 22, 1994

BIRTHPLACE SASKATOON, SASKATCHEWAN

DRAFTED: Capitals' third-round choice, 77th overall, in the 2012 NHL Draft

HERSHEY

Stephenson has appeared in 180 career games for the Hershey Bears in the AHL, recording 87 points (30g, 57a).

PENALTY KILL

Over the last two seasons, Stephenson has recorded 200 minutes on the penalty kill, the third-most among Capitals forwards during that span (Lars Eller: 335:35; Tom Wilson: 275:41).

18

On Oct. 13, 2018 against the Toronto Maple Leafs, Stephenson scored 18 seconds into the game, marking the fastest goal scored by the Capitals last season. It marked the 22nd time in franchise history a goal was scored in 18 seconds or less into a game.

WHL

Stephenson played four seasons with the Regina Pats in the WHL, recording 195 points (73g, 122a) in 230 games. During the 2013-14 season, Stephenson set career highs in goals, assists and points (30g, 59a) and was named to the WHL East's Second All-Star Team.

FRANCHISE FIRST

During the series-clinching Game 6 win against the Columbus Blue Jackets in the Eastern Conference quarterfinal during the 2018 playoffs, Stephenson recorded a shorthanded goal, marking the first playoff shorthanded goal scored by a rookie in franchise history. Additionally, Stephenson, who also recorded an assist in Game 6 and recorded two assists in the previous Game 5, became the first rookie in franchise history to record two straight multi-point games in the playoffs.

CHANDLER STEPHENSON

VS. THE NHL

TEAM	GP	G	A	PTS	PIM
ANA	4	1	1	2	0
ARI	4	0	0	0	0
BOS	5	0	2	2	2
BUF	6	1	0	1	0
CGY	5	0	0	0	0
CAR	7	1	1	2	0
CHI	4	0	0	0	0
COL	4	0	2	2	2
CBJ	8	0	1	1	0
DAL	4	0	0	0	0
DET	6	0	0	0	0
EDM	5	0	0	0	0
FLA	6	0	0	0	0
LA	3	0	0	0	0
MIN	4	0	0	0	0
MTL	4	0	1	1	0
NSH	3	1	1	2	0
NJ	7	0	1	1	0
NYI	6	0	3	3	0
NYR	6	0	1	1	0
OTT	5	0	0	0	0
PHI	5	3	0	3	0
PIT	6	1	0	1	6
SJ	3	0	1	1	0
STL	3	0	0	0	0
TB	5	0	1	1	0
TOR	5	1	1	2	0
VAN	4	1	0	1	0
VGK	4	1	0	1	0
WPG	3	0	1	1	0

CAREER HIGHS

GOALS	ASSISTS	POINTS
6 (2017-18)	12 (2017-18)	18 (2017-18)

			REGULAR SEASON										PLAYOFFS				
YEAR	TEAM	LEAGUE	GP	G	A	PTS	PIM	+/-	PP	SH	GW	S	GP	G	A	PTS	PIM
2008-09	Saskatoon	SMHL	9	2	1	3	2	-	-	-	-	-	-	-	-	-	-
2009-10	Saskatoon	SMHL	42	17	37	54	34	-	-	-	-	-	11	5	14	19	4
2010-11	Regina	WHL	60	7	12	19	6	6	-	-	-	-	-	-	-	-	-
	Canada W. U17	WHC-17	5	4	2	6	8	-	-	-	-	-	-	-	-	-	-
2011-12	Regina	WHL	55	22	20	42	24	-1	-	-	-	-	5	1	3	4	0
2012-13	Regina	WHL	46	14	31	45	37	-1	-	-	-	-	-	-	-	-	-
2013-14	Hershey	AHL	2	1	0	1	0	2	0	0	0	1	-	-	-	-	-
	Regina	WHL	69	30	59	89	65	27	-	-	-	-	4	0	4	4	0
2014-15	Hershey	AHL	54	7	7	14	10	2	0	2	2	34	10	1	4	5	2
2015-16	**CAPITALS**	**NHL**	**9**	**0**	**0**	**0**	**2**	**-3**	**0**	**0**	**0**	**2**	**-**	**-**	**-**	**-**	**-**
	Hershey	AHL	46	7	21	28	26	-3	2	1	2	56	15	1	5	6	2
2016-17	**CAPITALS**	**NHL**	**4**	**0**	**0**	**0**	**0**	**0**	**0**	**0**	**0**	**3**	**-**	**-**	**-**	**-**	**-**
	Hershey	AHL	72	10	28	38	42	9	3	0	1	65	9	3	2	5	6
2017-18	**CAPITALS**	**NHL**	**67**	**6**	**12**	**18**	**8**	**13**	**0**	**0**	**0**	**36**	**24**	**2**	**5**	**7**	**8**
2018-19	**CAPITALS**	**NHL**	**64**	**5**	**6**	**11**	**0**	**-13**	**0**	**1**	**0**	**36**	**6**	**0**	**0**	**0**	**2**
	NHL / CAPITALS TOTALS		**144**	**11**	**18**	**29**	**10**	**-3**	**0**	**1**	**0**	**77**	**30**	**2**	**5**	**7**	**10**

PLAYOFFS VS. THE NHL

TEAM	GP	G	A	PTS	PIM
CAR	6	0	0	0	2
CBJ	6	1	3	4	4
PIT	6	1	0	1	2
TB	7	0	2	2	0
VGK	5	0	0	0	0

CAREER HIGHLIGHTS

FIRST NHL GAME:
10/15/15 (WSH 0 vs DET 1)

FIRST NHL GOAL:
10/26/17 (WSH 2 at VAN 6, Nilsson)

FIRST NHL ASSIST:
11/2/17 (WSH 4 vs NYI 3)

MOST GOALS IN A GAME:
2 (1/31/18, WSH 5 vs PHI 3)

MOST ASSISTS IN A GAME:
2 (11/2/17, WSH 4 vs NYI 3)

MOST POINTS IN A GAME:
2 (three times, last: 12/2/18, WSH 5 vs ANA 6, 1G-1A)

MOST SHOTS IN A GAME:
2 (15 times, last: 4/6/19, WSH 0 vs NYI 3)

MOST PIM IN A GAME:
2 (five times, last: 4/1/18, WSH 3 at PIT 1)

MOST ICE TIME IN A GAME:
17:47 (10/13/18, WSH 2 vs TOR 4)

MULTIPLE-POINT GAMES:
3 (last: 12/2/18, WSH 5 vs ANA 6, 1G, 1A)

LONGEST GOAL STREAK:
1 (11 times, last: 12/31/18, WSH 3 vs. NSH 6)

LONGEST ASSIST STREAK:
2 (two times, last: 12/11/17-12/12/17, 2A)

LONGEST POINT STREAK:
2 (two times, last: 12/11/17-12/12/17, 2A)

PENALTY SHOTS: 0/1

SHOOTOUTS: None

MOST GOALS IN A PLAYOFF GAME:
1 (two times, last: 5/1/18, WSH 4 at PIT 3)

MOST ASSISTS IN A PLAYOFF GAME:
2 (4/21/18, WSH 4 vs CLB 3)

MOST POINTS IN A PLAYOFF GAME:
2 (two times, last: 4/23/18, WSH 6 at CLB 3, 1G-1A)

JAKUB VRANA

LW

13

SHOOTS LEFT

HEIGHT 6'0"

WEIGHT 195

DOB FEBRUARY 28, 1996

BIRTHPLACE PRAGUE, CZECH REPUBLIC

DRAFTED: Capitals' first-round choice, 13th overall, in the 2014 NHL Draft

EFFICIENT SCORER

Vrana ranked 10th in the NHL with 1.28 goals per 60 minutes of play at five-on-five (min. 1,000 minutes) in 2018-19.

CAREER YEAR

Vrana set career highs in goals (24), assists (23) and points (47) last season and ranked third on the team in goals.

DIFFERENTIAL

Last season, Vrana was on the ice for 59 goals at five-on-five and 37 goals against, recording the best differential among forwards on the Capitals.

DOUBLE DIGITS

During his rookie season in 2017-18, Vrana scored 13 goals, becoming the first Capitals rookie to reach the double digit goal mark since Alex Ovechkin in 2005-06.

CZECH MATE

Vrana represented the Czech Republic at the 2019 IIHF World Championships, his first time playing for the Czech Republic at the senior level, recording five points (4g, 1a) in nine games. Additionally, Vrana represented the Czech Republic at the 2013, 2014 and 2015 World Junior Championships, recording six points (3g, 3a) in 16 games and the 2013 Hlinka Gretzky Cup, recording four points (3g, 1a) in four games en route to earning a bronze medal.

24

Vrana became the 15th player in franchise history last season to record at least 24 goals in a single season before the age of 24 and the first since Nicklas Backstrom in 2009-10 (33 goals).

SHOTS FIRED

Vrana's 145 shots at five-on-five last season ranked second on the Capitals, trailing only Alex Ovechkin for the most five-on-five shots by a Capitals forward in the last three seasons.

82

Vrana and Dmitry Orlov were the only Capitals players last season to appear in all 82 games.

JAKUB VRANA

VS. THE NHL

TEAM	GP	G	A	PTS	PIM
ANA	5	0	2	2	0
ARI	4	1	1	2	0
BOS	7	2	0	2	4
BUF	7	2	1	3	2
CGY	4	2	2	4	0
CAR	9	1	1	2	0
CHI	3	0	2	2	0
COL	3	1	1	2	0
CBJ	7	0	2	2	2
DAL	5	0	0	0	2
DET	6	0	1	1	0
EDM	4	1	0	1	0
FLA	6	2	1	3	4
LA	5	3	1	4	0
MIN	5	0	1	1	0
MTL	7	0	3	3	0
NSH	4	1	2	3	2
NJ	9	2	1	3	6
NYI	11	2	4	6	0
NYR	8	1	2	3	2
OTT	6	3	4	7	0
PHI	9	4	3	7	0
PIT	7	4	0	4	6
SJ	5	2	3	5	0
STL	4	0	0	0	2
TB	8	0	0	0	5
TOR	6	2	0	2	2
VAN	5	1	2	3	2
VGK	4	2	0	2	0
WPG	3	1	0	1	0

CAREER HIGHS

GOALS	ASSISTS	POINTS
24 (2018-19)	23 (2018-19)	47 (2018-19)

			REGULAR SEASON										PLAYOFFS				
YEAR	TEAM	LEAGUE	GP	G	A	PTS	PIM	+/-	PP	SH	GW	S	GP	G	A	PTS	PIM
2011-12	Czech Republic	WJC-18	6	4	4	8	4	1	0	0	2	17	-	-	-	-	-
2012-13	Linkoping	SHL	5	0	0	0	0	-2	-	-	-	-	-	-	-	-	-
	Czech Republic	WJC	6	0	1	1	2	+1	0	0	0	8	-	-	-	-	-
	Czech Republic	WJC-18	5	2	0	2	2	-4	0	0	0	21	-	-	-	-	-
2013-14	Linkoping	SHL	24	2	1	3	2	-3	-	-	-	-	12	1	1	2	4
	Czech Republic	WJC	5	1	1	2	2	-1	1	0	0	7	-	-	-	-	-
	Czech Republic	WJC-18	7	8	2	10	4	3	1	0	2	30	-	-	-	-	-
2014-15	Linkoping	SHL	44	12	12	24	12	3	-	-	-	-	11	4	1	5	2
	Hershey	AHL	3	0	5	5	0	2	0	0	0	7	10	2	4	6	2
	Czech Republic	WJC	5	2	1	3	2	2	-	-	-	-	-	-	-	-	-
2015-16	Hershey	AHL	36	16	18	34	20	7	5	0	1	101	21	8	6	14	2
2016-17	**CAPITALS**	**NHL**	**21**	**3**	**3**	**6**	**2**	**2**	**3**	**0**	**2**	**32**	**-**	**-**	**-**	**-**	**-**
	Hershey	AHL	49	19	17	36	28	12	4	0	4	106	7	0	0	0	4
2017-18	**CAPITALS**	**NHL**	**73**	**13**	**14**	**27**	**12**	**2**	**1**	**0**	**2**	**133**	**23**	**3**	**5**	**8**	**2**
2018-19	**CAPITALS**	**NHL**	**82**	**24**	**23**	**47**	**27**	**20**	**1**	**0**	**4**	**161**	**7**	**0**	**0**	**0**	**6**
	NHL / CAPITALS TOTALS		**176**	**40**	**40**	**80**	**41**	**24**	**5**	**0**	**8**	**326**	**30**	**3**	**5**	**8**	**8**

PLAYOFFS VS. THE NHL

TEAM	GP	G	A	PTS	PIM
CAR	7	0	0	0	6
CBJ	5	0	1	1	2
PIT	6	2	2	4	0
TB	7	0	1	1	0
VGK	5	1	1	2	0

CAREER HIGHLIGHTS

FIRST NHL GAME:
12/1/16 (NYI 3, WSH 0)

FIRST NHL GOAL:
12/9/16 (WSH 4 vs. BUF 1, Lehner)

FIRST NHL ASSIST:
12/13/16 (WSH 4 vs. NYI 2)

MOST GOALS IN A GAME:
2 (four times, last: 3/12/19, WSH 3 at PIT 5)

MOST ASSISTS IN A GAME:
2 (four times, last: 1/22/19, WSH 6 vs SJ 7 OT)

MOST POINTS IN A GAME:
3 (1/8/19, WSH 5 vs PHI 3, 2G-1A)

MOST SHOTS IN A GAME:
6 (2/7/19, WSH 4 vs COL 3 OT)

MOST PIM IN A GAME:
5 (3/20/19, WSH 4 vs TB 5 OT)

MOST ICE TIME IN A GAME:
18:41 (12/3/16, WSH 1at TB 2)

MULTIPLE-POINT GAMES:
2 (last: 12/8/18, WSH 4 at CBJ 0 1G, 1A)

LONGEST GOAL STREAK:
2 (four times, last: 1/8/19-1/10/19, 2G)

LONGEST ASSIST STREAK:
3 (two times, last: 2/14/19-2/18/19, 3A)

LONGEST POINT STREAK:
3 (four times, last: 2/24/19-3/1/19, 1G-2A)

PENALTY SHOTS: 0/1

SHOOTOUTS: 1/1

MOST GOALS IN A PLAYOFF GAME:
1 (three times, last: 6/7/18, WSH 4 at VGK 3)

MOST ASSISTS IN A PLAYOFF GAME:
2 (5/5/18, WSH 6 vs PIT 3)

MOST POINTS IN A PLAYOFF GAME:
3 (5/5/18, WSH 6 vs PIT 3, 1G-2A)

TOM WILSON

RW

43

SHOOTS RIGHT

HEIGHT 6'4"

WEIGHT 220

DOB MARCH 29, 1994

BIRTHPLACE TORONTO, ONTARIO

DRAFTED: Capitals first-round choice, 16th overall, in the 2012 NHL Draft

CAREER YEAR

During 2018-19, Wilson set career highs in goals (22) and points (40), despite only playing 63 games. Additionally, Wilson set career highs in power play goals (3), shorthanded goals (2), game-winning goals (2) and shots (130).

PLAYOFF PERFORMER

During the Capitals' Stanley Cup run, Wilson set career playoff highs in both goals (five) and assists (10). Wilson recorded a point in 11 of his 21 playoff games, including four multi-point efforts and three points (2g, 1a) in the Capitals' five Stanley Cup Final games against the Vegas Golden Knights.

934

Since his rookie season in 2013-14, Wilson's 934 penalty minutes rank first in the NHL. Over the last two seasons, Wilson is the only player in the NHL who has accumulated at least 250 penalty minutes and recorded 75 points (Wilson: 75 point, 315 penalty minutes).

400

Wilson played in his 400th career game on Nov. 30, 2018 against the New Jersey Devils. At 24 years and 246 days old, Wilson became the fourth youngest Capital to reach the 400 game mark. Wilson ranks second among forwards from the 2012 NHL Draft class in games played (Alex Galchenyuk: 490) with 454.

SPECIAL DEBUT

Wilson made his NHL debut in Game 5 of the of the Eastern Conference quarterfinals against the New York Rangers on March 10, 2013. He is one of four players in franchise history to make his NHL debut during the playoffs (Chris Felix: 1988; Grant Jennings: 1988; Trent Whitfield: 2000) and the only teenager (19).

TOM WILSON

VS. THE NHL

TEAM	GP	G	A	PTS	PIM
ANA	11	2	1	3	27
ARI	10	1	3	4	15
BOS	15	2	4	6	27
BUF	18	1	2	3	27
CGY	10	1	3	4	12
CAR	25	1	2	3	25
CHI	12	5	4	9	24
COL	12	0	5	5	38
CBJ	23	3	3	6	64
DAL	11	0	0	0	23
DET	17	2	2	4	10
EDM	9	1	3	4	15
FLA	16	0	1	1	30
LA	12	0	2	2	21
MIN	12	3	3	6	43
MTL	15	3	6	9	29
NSH	12	2	1	3	42
NJ	22	3	5	8	57
NYI	25	3	6	9	57
NYR	22	3	2	5	29
OTT	17	4	5	9	34
PHI	25	5	3	8	82
PIT	22	2	2	4	52
SJ	10	1	5	6	15
STL	12	0	2	2	23
TB	17	0	6	6	42
TOR	17	4	2	6	35
VAN	10	4	1	5	23
VGK	3	0	0	0	0
WPG	12	1	3	4	13
WPG	21	1	5	6	16

CAREER HIGHS

GOALS	ASSISTS	POINTS
22 (2018-19)	21 (2017-18)	40 (2018-19)

			REGULAR SEASON										PLAYOFFS				
YEAR	TEAM	LEAGUE	GP	G	A	PTS	PIM	+/-	PP	SH	GW	S	GP	G	A	PTS	PIM
2009-10	Toronto	GTHL	73	52	63	115	148	-	-	-	-	-	-	-	-	-	-
2010-11	Plymouth	OHL	28	3	3	6	71	0	-	-	-	-	-	-	-	-	-
	Can. Ontario U17	WHC-17	4	0	1	1	6	-	-	-	-	-	-	-	-	-	-
2011-12	Plymouth	OHL	49	9	18	27	141	17	-	-	-	-	13	7	6	13	39
2012-13	**CAPITALS**	**NHL**	**-**	**-**	**-**	**-**	**-**	**-**	**-**	**-**	**-**	**-**	**3**	**0**	**0**	**0**	**0**
	Plymouth	OHL	48	23	35	58	104	36	-	-	-	-	12	9	8	17	41
	Hershey	AHL	-	-	-	-	-	-	-	-	-	-	3	1	0	1	6
2013-14	**CAPITALS**	**NHL**	**82**	**3**	**7**	**10**	**151**	**1**	**1**	**0**	**0**	**63**	**-**	**-**	**-**	**-**	**-**
2014-15	**CAPITALS**	**NHL**	**67**	**4**	**13**	**17**	**172**	**-1**	**0**	**0**	**0**	**79**	**13**	**0**	**1**	**1**	**25**
	Hershey	AHL	2	0	0	0	0	-1	0	0	0	5	-	-	-	-	-
2015-16	**CAPITALS**	**NHL**	**82**	**7**	**16**	**23**	**163**	**3**	**0**	**0**	**1**	**99**	**12**	**0**	**1**	**1**	**13**
2016-17	**CAPITALS**	**NHL**	**82**	**7**	**12**	**19**	**133**	**9**	**0**	**0**	**0**	**95**	**13**	**3**	**0**	**3**	**34**
2017-18	**CAPITALS**	**NHL**	**78**	**14**	**21**	**35**	**187**	**10**	**0**	**1**	**1**	**123**	**21**	**5**	**10**	**15**	**31**
2018-19	**CAPITALS**	**NHL**	**63**	**22**	**18**	**40**	**128**	**11**	**3**	**2**	**2**	**130**	**7**	**3**	**2**	**5**	**2**
	NHL / CAPITALS TOTALS		**454**	**57**	**87**	**144**	**934**	**33**	**4**	**3**	**2**	**589**	**69**	**11**	**14**	**25**	**105**

PLAYOFFS VS. THE NHL

TEAM	GP	G	A	PTS	PIM
CAR	7	3	2	5	2
CBJ	6	2	1	3	10
NYI	6	0	0	0	9
NYR	10	0	1	1	16
PHI	6	0	0	0	9
PIT	16	0	5	5	30
TB	7	1	4	5	9
TOR	6	3	0	3	12
VGK	5	2	1	3	8

CAREER HIGHLIGHTS

FIRST NHL GAME:
5/10/13 (WSH 2 vs NYR 1 OT)

FIRST NHL GOAL:
11/5/13 (WSH 6 vs NYI 2, Nabokov)

FIRST NHL ASSIST:
11/5/13 (WSH 6 vs NYI 2)

MOST GOALS IN A GAME:
2 (11/26/18, WSH 4 at NYI 1)

MOST ASSISTS IN A GAME:
2 (seven times, last: 11/19/18, WSH 5 at MTL 3 OT)

MOST POINTS IN A GAME:
3 (two times, last: 11/26/18 WSH 4 at NYI 1, 2G-1A)

MOST SHOTS IN A GAME:
6 (three times, last: 2/1/19, WSH 4 vs CGY 3)

MOST PIM IN A GAME:
20 (12/17/13, WSH 2 at PHI 5)

MOST ICE TIME IN A GAME:
24:24 (11/16/18, WSH 4 at COL 3 OT)

MULTIPLE-POINT GAMES:
16 (last: 2/21/19, WSH 3 at TOR 2, 1G, 1A)

LONGEST GOAL STREAK:
6 (11/21/18-12/2/18, 7G)

LONGEST ASSIST STREAK:
3 (2/1/17-2/5/17, 3A)

LONGEST POINT STREAK:
8 (11/16/18-12/2/18, 7G-6A)

PENALTY SHOTS: None

SHOOTOUTS: 0/1

MOST GOALS IN A PLAYOFF GAME:
2 (4/19/17, WSH 5 at TOR 4)

MOST ASSISTS IN A PLAYOFF GAME:
1 (two times, last: 5/4/16, WSH 2 at PIT 3 OT)

MOST POINTS IN A PLAYOFF GAME:
2 (two times, last: 4/20/19, WSH 6 vs CAR 0)

PENALTY KILLER

Wilson's 575:13 minutes on the penalty kill over the last four seasons ranks first among Capitals forwards.

CANADA

Wilson won a Gold Medal with Team Canada at the 2011 Ivan Hlinka Memorial Tournament after recording three points (1g, 2a) in five games. Additionally, Wilson represented Team Ontario at the U-17 World Hockey Challenge, recording an assist in four games.

STREAKY

Wilson recorded a career high six-game goal streak and eight-game point streak last season (Nov. 21-Dec. 2). At the time, his six-game goal streak was one of six occurrences by a Capital since 2000-01 and the first streak since Alex Semin's set in 2009 (Feb. 26-March 8). Alex Ovechkin recorded a six-game goal streak from Dec. 4-Dec. 15 last season.

HITMAN

Since his rookie season in 2013-14, Wilson's 1,344 hits rank fifth among forwards in the NHL.



YOUR OFFICIAL FLAGSHIP OF THE
WASHINGTON CAPITALS

106.7 the FAN
DC ★ SPORTSRADIO

1067THEFANDC.COM

@1067thefandc

facebook.com/1067thefan

ALEXANDER ALEXEYEV

27

DEFENSEMAN • HEIGHT: 6'4" • WEIGHT: 210 • SHOOTS: LEFT
BORN: NOVEMBER 15, 1999 (ST. PETERSBURG, RUSSIA)
DRAFTED: CAPITALS' FIRST-ROUND CHOICE, 31ST OVERALL, IN THE 2018 NHL DRAFT

NHL HIGHLIGHTS

NHL FIRSTS
Game: None
Point: None
Goal: None

NHL HIGHS
Goals: None
Assists: None
Points: None
PIM: None

			REGULAR SEASON										PLAYOFFS				
YEAR	TEAM	LEAGUE	GP	G	A	PTS	PIM	+/-	PP	SH	GW	S	GP	G	A	PTS	PIM
2015-16	Serebryanye Lvy	MHL	20	1	1	2	8	4	-	-	-	-	-	-	-	-	-
	Russia U17	WHC-17	6	0	4	4	2	-	-	-	-	-	-	-	-	-	-
	Russia U18	WJC-18	5	0	2	2	4	-1	-	-	-	-	-	-	-	-	-
2016-17	Red Deer	WHL	41	4	17	21	24	7	1	0	1	-	-	-	-	-	-
2017-18	Red Deer	WHL	45	7	30	37	29	-3	2	0	0	79	3	2	3	5	2
2018-19	Red Deer	WHL	49	10	33	43	34	19	3	0	2	129	-	-	-	-	-
	Russia U20	WJC-20	7	2	4	6	10	9	-	-	-	-	-	-	-	-	-

KRISTOFERS BINDULIS

84

DEFENSEMAN • HEIGHT: 6'2" • WEIGHT: 188 • SHOOTS: LEFT
BORN: SEPTEMBER 18, 1995 (RIGA, LATVIA)
ACQUIRED: SIGNED AS A FREE AGENT, MARCH 7, 2017

NHL HIGHLIGHTS

NHL FIRSTS
Game: None
Point: None
Goal: None

NHL HIGHS
Goals: None
Assists: None
Points: None
PIM: None

			REGULAR SEASON										PLAYOFFS				
YEAR	TEAM	LEAGUE	GP	G	A	PTS	PIM	+/-	PP	SH	GW	S	GP	G	A	PTS	PIM
2013-14	Soo	NAHL	52	0	11	11	64	-3	-	-	-	-	-	-	-	-	-
2014-15	Soo	NAHL	28	1	5	6	29	5	-	-	-	-	-	-	-	-	-
	Des Moines	USHL	30	1	1	2	6	-7	-	-	-	-	-	-	-	-	-
2015-16	Aston	NAHL	57	10	36	46	75	13	-	-	-	-	8	3	2	5	4
2016-17	Lake Superior St.	NCAA	28	1	11	12	20	-10	-	-	-	-	-	-	-	-	-
2017-18	Hershey	AHL	12	0	1	1	10	1	0	0	0	12	-	-	-	-	-
	South Carolina	ECHL	34	4	11	15	10	1	1	0	2	51	-	-	-	-	-
2018-19	Hershey	AHL	4	0	0	0	2	0	0	0	0	2	-	-	-	-	-

KODY CLARK

71

RIGHT WING • HEIGHT: 6'3" • WEIGHT: 185 • SHOOTS: RIGHT
BORN: OCTOBER 13, 1999 (CHICAGO, ILLINOIS)
DRAFTED: CAPITALS' SECOND-ROUND CHOICE, 47TH OVERALL, IN THE 2018 NHL DRAFT

NHL HIGHLIGHTS

NHL FIRSTS

Game: None
Point: None
Goal: None

NHL HIGHS

Goals: None
Assists: None
Points: None
PIM: None

			REGULAR SEASON										PLAYOFFS				
YEAR	TEAM	LEAGUE	GP	G	A	PTS	PIM	+/-	PP	SH	GW	S	GP	G	A	PTS	PIM
2015-16	St. Andrew's	CISAA	13	4	10	14	10	-	-	-	-	-	4	3	1	4	6
	St. Andrews's	CAHS	52	17	26	43	38	-	-	-	-	-	-	-	-	-	-
2016-17	Ottawa	OHL	57	7	4	11	35	-17	0	0	2	81	-	-	-	-	-
2017-18	Ottawa	OHL	56	18	21	39	38	7	5	1	5	128	5	0	0	0	2
2018-19	Ottawa	OHL	57	17	29	46	98	17	3	0	6	144	18	5	9	14	40



MARTIN FEHERVARY

42

DEFENSEMAN • HEIGHT: 6'2" • WEIGHT: 200 • SHOOTS: LEFT
BORN: OCTOBER 6, 1999 (BRATISLAVA, SLOVAKIA)
DRAFTED: CAPITALS' SECOND-ROUND CHOICE, 46TH OVERALL, IN THE 2018 NHL DRAFT

NHL HIGHLIGHTS

NHL FIRSTS

Game: None
Point: None
Goal: None

NHL HIGHS

Goals: None
Assists: None
Points: None
PIM: None

			REGULAR SEASON										PLAYOFFS				
YEAR	TEAM	LEAGUE	GP	G	A	PTS	PIM	+/-	PP	SH	GW	S	GP	G	A	PTS	PIM
2016-17	Malmo J18	J18 Allsvenskan	-	-	-	-	-	-	-	-	-	-	2	1	1	2	6
	Malmo J20	SuperElit	32	4	5	9	41	10	-	-	-	-	2	0	0	0	0
	Malmo	SHL	9	0	0	0	0	-2	-	-	-	-	-	-	-	-	-
	Slovakia U18	WJC-18	5	1	1	2	4	1	-	-	-	-	-	-	-	-	-
	Slovakia U20	WJC-20	5	1	0	1	4	-3	-	-	-	-	-	-	-	-	-
2017-18	IK Oskarshamn	Allsvenskan	42	1	6	7	24	1	-	-	-	-	8	1	2	3	2
	HV71	SHL	1	0	0	0	0	-1	-	-	-	-	-	-	-	-	-
	Slovakia U20	WJC-20	5	1	1	2	4	0	-	-	-	-	-	-	-	-	-
2018-19	HV71	SHL	45	1	6	7	10	1	-	-	-	-	9	0	3	3	2
	Slovakia U20	WJC-20	5	1	4	5	2	1	-	-	-	-	-	-	-	-	-
	Slovakia	WC	7	0	1	1	0	-1	-	-	-	-	-	-	-	-	-

TOBIAS GEISSER

46

DEFENSEMAN • HEIGHT: 6'5" • WEIGHT: 214 • SHOOTS: LEFT
BORN: FEBRUARY 13, 1999 (STANS, SWITZERLAND)
DRAFTED: CAPITALS' FOURTH-ROUND CHOICE, 120TH OVERALL, IN THE 2017 NHL DRAFT

NHL HIGHLIGHTS

NHL FIRSTS

Game: None
Point: None
Goal: None

NHL HIGHS

Goals: None
Assists: None
Points: None
PIM: None

			REGULAR SEASON										PLAYOFFS				
YEAR	TEAM	LEAGUE	GP	G	A	PTS	PIM	+/-	PP	SH	GW	S	GP	G	A	PTS	PIM
2014-15	Zug U17	Elite Novizen	30	20	15	35	6	-	-	-	-	-	12	2	5	7	2
	Zug U20	Elite Jr. A	8	1	1	2	4	-	-	-	-	-	-	-	-	-	-
2015-16	Zug U17	Elite Novizen	10	5	5	10	2	-	-	-	-	-	-	-	-	-	-
	Zug U20	Elite Jr. A	35	1	2	3	2	-	-	-	-	-	9	3	1	4	2
2016-17	Zug U20	Elite Jr. A	3	1	2	3	0	-	-	-	-	-	10	5	4	9	4
	EV Zug	NLA	14	0	1	1	0	-3	-	-	-	-	-	-	-	-	-
	EVZ Academy	NLB	34	3	7	10	14	-6	-	-	-	-	-	-	-	-	-
2017-18	EV Zug	NLA	38	2	4	6	6	-5	-	-	-	-	5	0	0	0	0
	Switzerland U20	WJC-20	5	0	0	0	2	-5	-	-	-	-	-	-	-	-	-
2018-19	Hershey	AHL	41	0	1	1	6	0	-	-	-	-	6	0	0	0	0

SHANE GERSICH

63

LEFT WING • HEIGHT: 6'0" • WEIGHT: 180 • SHOOTS: LEFT
BORN: JULY 10, 1996 (CHASKA, MINNESOTA)
DRAFTED: CAPITALS' FIFTH-ROUND CHOICE, 134TH OVERALL, IN THE 2014 NHL DRAFT

NHL HIGHLIGHTS

NHL FIRSTS

Game: 3/28/18 (WSH 3 vs. NYR 2)
Point: 4/7/18 (WSH 5 vs. NJ 2, 1a)
Goal: None

NHL HIGHS

Goals: None
Assists: 1 (4/7/18, WSH 5 vs. NJ 2)
Points: 1 (4/7/18, WSH 5 vs. NJ 2, 1a)
PIM: None

			REGULAR SEASON										PLAYOFFS				
YEAR	TEAM	LEAGUE	GP	G	A	PTS	PIM	+/-	PP	SH	GW	S	GP	G	A	PTS	PIM
2012-13	Omaha	USHL	6	1	0	1	19	-4	-	-	-	-	-	-	-	-	-
2013-14	USNTDP	USHL	26	8	8	16	4	8	-	-	-	-	-	-	-	-	-
	US U-18	USDP	61	16	16	32	18	-	-	-	-	-	-	-	-	-	-
	United States	WJC-18	7	0	0	0	2	2	-	-	-	-	-	-	-	-	-
2014-15	Omaha	USHL	52	27	22	49	32	13	-	-	-	-	3	1	1	2	4
2015-16	North Dakota	NCAA	37	9	2	11	16	15	0	0	1	-	-	-	-	-	-
2016-17	North Dakota	NCAA	40	21	16	37	20	16	4	0	5	-	-	-	-	-	-
2017-18	**CAPITALS**	**NHL**	**3**	**0**	**1**	**1**	**0**	**-1**	**0**	**0**	**0**	**4**	**2**	**0**	**0**	**0**	**0**
	North Dakota	NCAA	40	13	16	29	18	0	5	0	4	125	-	-	-	-	-
2018-19	Hershey	AHL	66	8	16	24	57	5	2	0	0	125	9	1	2	3	6
	NHL / CAPITALS TOTALS		**3**	**0**	**1**	**1**	**0**	**-1**	**0**	**0**	**0**	**4**	**9**	**1**	**2**	**3**	**6**

CONNOR HOBBS

36

DEFENSEMAN • HEIGHT: 6'2" • WEIGHT: 205 • SHOOTS: RIGHT

BORN: JANUARY 4, 1997 (REGINA, SASKATCHEWAN)

DRAFTED: CAPITALS' FIFTH-ROUND CHOICE, 143RD OVERALL, IN THE 2015 NHL DRAFT

NHL HIGHLIGHTS

NHL FIRSTS

Game: None

Point: None

Goal: None

NHL HIGHS

Goals: None

Assists: None

Points: None

PIM: None

			REGULAR SEASON										PLAYOFFS				
YEAR	TEAM	LEAGUE	GP	G	A	PTS	PIM	+/-	PP	SH	GW	S	GP	G	A	PTS	PIM
2013-14	Medicine Hat	WHL	10	1	2	3	4	1	1	0	0	-	-	-	-	-	-
2014-15	Medicine Hat	WHL	12	1	1	2	15	1	1	0	1	-	-	-	-	-	-
	Regina	WHL	33	1	15	16	21	5	1	0	1	-	8	2	0	2	7
2015-16	Regina	WHL	58	19	22	41	106	-1	10	0	2	-	12	4	6	10	6
2016-17	Regina	WHL	67	31	54	85	92	30	13	2	6	-	23	6	18	24	22
2017-18	Hershey	AHL	44	3	13	16	61	-11	1	0	2	88	-	-	-	-	-
2018-19	Hershey	AHL	59	3	15	18	82	-7	1	0	0	88	9	0	1	1	0

LUCAS JOHANSEN

22

DEFENSEMAN • HEIGHT: 6'2" • WEIGHT: 190 • SHOOTS: LEFT

BORN: NOVEMBER 16, 1997 (VANCOUVER, BRITISH COLUMBIA)

DRAFTED: CAPITALS' FIRST-ROUND CHOICE, 28TH OVERALL, IN THE 2016 NHL DRAFT

NHL HIGHLIGHTS

NHL FIRSTS

Game: None

Point: None

Goal: None

NHL HIGHS

Goals: None

Assists: None

Points: None

PIM: None

			REGULAR SEASON										PLAYOFFS				
YEAR	TEAM	LEAGUE	GP	G	A	PTS	PIM	+/-	PP	SH	GW	S	GP	G	A	PTS	PIM
2012-13	Vancouver	BCMML	40	3	7	10	8	-	-	-	-	-	3	0	1	1	0
2013-14	Vancouver	BCMML	40	7	17	24	26	-	-	-	-	-	-	-	-	-	-
2014-15	Kelowna	WHL	65	1	7	8	16	20	0	0	0	-	19	1	4	5	6
2015-16	Kelowna	WHL	69	10	39	49	20	11	4	1	1	-	18	2	6	8	8
2016-17	Kelowna	WHL	68	6	35	41	39	23	2	0	1		17	0	8	8	6
2017-18	Hershey	AHL	74	6	21	27	22	-13	2	0	0	86	-	-	-	-	-
2018-19	Hershey	AHL	45	3	11	14	22	-14	1	0	0	50	9	0	2	2	2

AXEL JONSSON-FJALLBY

45

LEFT WING • HEIGHT: 6'1" • WEIGHT: 194 • SHOOTS: LEFT
BORN: FEBRUARY 10, 1998 (STOCKHOLM, SWEDEN)
DRAFTED: CAPITALS' FIFTH-ROUND CHOICE, 147TH OVERALL, IN THE 2016 NHL DRAFT

NHL HIGHLIGHTS

NHL FIRSTS
Game: None
Point: None
Goal: None

NHL HIGHS
Goals: None
Assists: None
Points: None
PIM: None

			REGULAR SEASON										PLAYOFFS				
YEAR	TEAM	LEAGUE	GP	G	A	PTS	PIM	+/-	PP	SH	GW	S	GP	G	A	PTS	PIM
2014-15	Djurgarden U18	Sweden U18	38	11	18	29	6	-	-	-	-	-	-	-	-	-	-
2015-16	Djurgarden Jr.	Sweden Jr.	39	13	16	29	8	-	-	-	-	-	-	-	-	-	-
	Djurgarden U18	SwedenU18	6	2	1	3	4	-	-	-	-	-	-	-	-	-	-
2016-17	Djurgardens IF J20	SuperElit	32	17	20	37	14	0	-	-	-	-	1	0	0	0	0
	Djurgardens IF	SHL	24	0	1	1	0	-2	-	-	-	-	2	0	1	1	0
2017-18	Djurgardens IF	SHL	42	7	9	16	12	11	-	-	-	-	11	6	2	8	2
	Sweden U20	WJC-20	7	2	2	4	2	4	-	-	-	-	-	-	-	-	-
2018-19	Hershey	AHL	16	2	1	3	0	-5	0	0	1	16	-	-	-	-	-
	Djurgårdens IF	SHL	36	1	9	10	8	7					19	7	5	12	0



BRETT LEASON

49

RIGHT WING • HEIGHT: 6'5" • WEIGHT: 210 • SHOOTS: RIGHT
BORN: APRIL 30, 1999 (CALGARY, ALBERTA)
DRAFTED: CAPITALS' SECOND-ROUND CHOICE, 56TH OVERALL, IN THE 2019 NHL DRAFT

NHL HIGHLIGHTS

NHL FIRSTS
Game: None
Point: None
Goal: None

NHL HIGHS
Goals: None
Assists: None
Points: None
PIM: None

			REGULAR SEASON										PLAYOFFS				
YEAR	TEAM	LEAGUE	GP	G	A	PTS	PIM	+/-	PP	SH	GW	S	GP	G	A	PTS	PIM
2015-16	Calgary	AJHL	1	0	0	0	0	-	-	-	-	-	-	-	-	-	-
	Tri-City	WHL	1	0	0	0	0	0	-	-	-	-	-	-	-	-	-
2016-17	Tri-City	WHL	68	8	10	18	6	-1	-	-	-	-	4	0	0	0	0
	Calgary	AJHL	1	0	0	0	0	-	-	-	-	-	-	-	-	-	-
2017-18	Tri-City	WHL	12	1	0	1	2	-6	-	-	-	-	-	-	-	-	-
	Prince Albert	WHL	54	15	17	32	14	-6	-	-	-	-	7	0	3	3	0
2018-19	Prince Albert	WHL	55	36	53	89	28	55	-	-	-	-	22	10	15	25	15
	Canada U20	WJC-20	5	3	2	5	0	7	-	-	-	-	-	-	-	-	-

TYLER LEWINGTON

78

DEFENSEMAN • HEIGHT: 6'2" • WEIGHT: 200 • SHOOTS: RIGHT
BORN: DECEMBER 5, 1994 (EDMONTON, ALBERTA)
DRAFTED: CAPITALS' SEVENTH-ROUND CHOICE, 204TH OVERALL, IN THE 2013 NHL DRAFT

NHL HIGHLIGHTS

NHL FIRSTS

Game: 12/22/18 (WSH 4 AT Ott 0)
Point: 12/29/18 (WSH 3 AT Ott 2, 1a)
Goal: 12/29/18 (WSH 3 AT Ott 2)

NHL HIGHS

Goals: 1 (12/29/18, WSH 3 AT Ott 2)
Assists: 1 (12/29/18, WSH 3 AT Ott 2)
Points: 2 (12/29/18, WSH 3 AT Ott 2, 1g, 1a)
PIM: 5 (12/29/18, WSH 3 AT Ott 2)

			REGULAR SEASON										PLAYOFFS				
YEAR	TEAM	LEAGUE	GP	G	A	PTS	PIM	+/-	PP	SH	GW	S	GP	G	A	PTS	PIM
2011-12	Medicine Hat	WHL	44	0	3	3	46	7	-	-	-	-	8	0	1	1	2
2012-13	Medicine Hat	WHL	69	2	24	26	131	14	-	-	-	-	8	1	0	1	14
2013-14	Medicine Hat	WHL	68	7	31	38	121	40	-	-	-	-	18	0	3	3	26
2014-15	Medicine Hat	WHL	69	9	36	45	113	25	-	-	-	-	9	1	1	2	10
2015-16	Hershey	AHL	32	3	3	6	89	8	0	0	0	12	21	4	1	5	19
	South Carolina	ECHL	14	1	5	6	20	0	0	0	0	21	-	-	-	-	-
2016-17	Hershey	AHL	72	4	13	17	142	16	0	0	1	67	12	1	3	4	17
2017-18	Hershey	AHL	71	2	9	11	149	-2	0	0	0	61	-	-	-	-	-
2018-19	**CAPITALS**	**NHL**	**2**	**1**	**1**	**2**	**7**	**3**	**0**	**0**	**0**	**3**	**-**	**-**	**-**	**-**	**-**
	Hershey	AHL	65	3	12	15	121	7	0	0	0	56	8	0	0	0	20
	NHL / CAPITALS TOTALS		**2**	**1**	**1**	**2**	**3**	**7**	**0**	**0**	**0**	**3**	**-**	**-**	**-**	**-**	**-**

PHILIPPE MAILLET

16

CENTER • HEIGHT: 5'10" • WEIGHT: 190 • SHOOTS: LEFT
BORN: NOVEMBER 7, 1992 (LACHENAI, QUEBEC)
ACQUIRED: SIGNED AS A FREE AGENT, JULY 1, 2019

NHL HIGHLIGHTS

NHL FIRSTS

Game: None
Point: None
Goal: None

NHL HIGHS

Goals: None
Assists: None
Points: None
PIM: None

			REGULAR SEASON										PLAYOFFS				
YEAR	TEAM	LEAGUE	GP	G	A	PTS	PIM	+/-	PP	SH	GW	S	GP	G	A	PTS	PIM
2009-10	Victoriaville	QMJHL	58	3	9	12	4	-2	-	-	-	-	16	6	1	7	2
2010-11	Victoriaville	QMJHL	67	31	38	69	17	7	-	-	-	-	9	4	10	14	2
2011-12	Victoriaville	QMJHL	62	33	43	76	28	28	-	-	-	-	4	2	1	3	2
2012-13	Victoriaville	QMJHL	65	25	58	83	17	-12	-	-	-	-	8	2	7	9	0
2013-14	New Brunswick	USports	26	16	25	41	4	16	-	-	-	-	4	0	1	1	0
2014-15	New Brunswick	USports	28	14	25	39	28	17	-	-	-	-	7	5	2	7	0
2015-16	New Brunswick	USports	17	7	24	31	4	-	-	-	-	-	5	2	2	4	0
2016-17	New Brunswick	USports	30	23	32	55	26	-	-	-	-	-	9	8	8	16	4
	Ontario	AHL	8	2	2	4	4	0	0	0	1	16	4	0	0	0	0
2017-18	Ontario	AHL	64	18	18	36	18	3	5	0	3	133	4	2	0	2	4
2018-19	Ontario	AHL	68	16	38	54	20	-7	5	0	2	174	-	-	-	-	-

BECK MALENSTYN

47

LEFT WING • HEIGHT: 6'3" • WEIGHT: 200 • SHOOTS: LEFT
BORN: FEBRUARY 4, 1998 (DELTA, BRITISH COLUMBIA)
DRAFTED: CAPITALS' FIFTH-ROUND CHOICE, 145TH OVERALL, IN THE 2016 NHL DRAFT

NHL HIGHLIGHTS

NHL FIRSTS
Game: None
Point: None
Goal: None

NHL HIGHS
Goals: None
Assists: None
Points: None
PIM: None

			REGULAR SEASON										PLAYOFFS				
YEAR	TEAM	LEAGUE	GP	G	A	PTS	PIM	+/-	PP	SH	GW	S	GP	G	A	PTS	PIM
2013-14	Calgary	WHL	5	0	3	3	4	4	0	0	0	-	-	-	-	-	-
2014-15	Calgary	WHL	51	8	4	12	25	1	0	0	1	-	11	1	1	2	4
	Canada Black U17	WHC-17	5	0	1	1	0	-	-	-	-	-	-	-	-	-	-
2015-16	Calgary	WHL	70	8	17	25	47	0	0	0	0	-	5	2	1	3	2
	Canada U18	WJC-18	7	1	2	3	4	2	-	-	-	-	-	-	-	-	-
2016-17	Calgary	WHL	70	32	24	56	60	-13	7	2	4	-	4	0	0	0	2
2017-18	Calgary	WHL	4	0	3	3	0	2	0	0	0	5	-	-	-	-	-
	Swift Current	WHL	38	17	12	29	28	10	4	3	3	105	26	4	7	11	18
2018-19	Hershey	AHL	74	7	9	16	66	0	0	1	1	92	9	0	2	2	6

BOBBY NARDELLA

88

DEFENSEMAN • HEIGHT: 5'9" • WEIGHT: 180 • SHOOTS: LEFT
BORN: APRIL 22, 1996 (ROSEMONT, ILLINOIS)
ACQUIRED: SIGNED AS A FREE AGENT, APRIL 5, 2019

NHL HIGHLIGHTS

NHL FIRSTS
Game: None
Point: None
Goal: None

NHL HIGHS
Goals: None
Assists: None
Points: None
PIM: None

			REGULAR SEASON										PLAYOFFS				
YEAR	TEAM	LEAGUE	GP	G	A	PTS	PIM	+/-	PP	SH	GW	S	GP	G	A	PTS	PIM
2013-14	Sioux City	USHL	52	1	12	13	14	1	1	0	0	36	6	1	1	2	0
2014-15	Tri-City	USHL	56	10	32	42	31	15	0	0	0	106	7	2	7	9	4
2015-16	Notre Dame	NCAA	35	4	20	24	18	9	1	0	1	38	-	-	-	-	-
2016-17	Notre Dame	NCAA	34	7	14	21	26	5	1	0	0	33	-	-	-	-	-
2017-18	Notre Dame	NCAA	40	5	19	24	14	1	3	0	0	45	-	-	-	-	-
2018-19	Notre Dame	NCAA	38	8	26	34	20	5	6	1	1	103	-	-	-	-	-

LIAM O'BRIEN

87

CENTER • HEIGHT: 6'1" • WEIGHT: 213 • SHOOTS: LEFT
BORN: JULY 29, 1994 (HALIFAX, NOVA SCOTIA)
ACQUIRED: SIGNED AS A FREE AGENT, OCTOBER 6, 2014

NHL HIGHLIGHTS

NHL FIRSTS

Game: 10/9/14 (WSH 2 vs. MTL 1 SO)

Point: 10/14/14 (WSH 5 vs. SJ 6 SO), 1a)

Goal: 10/26/14 (WSH 2 AT VAN 4)

NHL HIGHS

Goals: 1 (10/26/14 (WSH 2 AT VAN 4)

Assists: 1 (10/14/14 (WSH 5 vs. SJ 6 SO)

Points: 1 (two times, last: 10/26/14 (WSH 2 AT VAN 4, 1g)

PIM: 7 (Two times, last: 10/22/14, WSH 2 AT EDM 3)

			REGULAR SEASON										PLAYOFFS				
YEAR	TEAM	LEAGUE	GP	G	A	PTS	PIM	+/-	PP	SH	GW	S	GP	G	A	PTS	PIM
2011-12	Rimouski	QMJHL	40	7	9	16	67	4	0	0	2	46	-	-	-	-	-
	Rouyn-Noranda	QMJHL	27	3	7	10	69	-17	0	0	1	45	4	1	0	1	11
2012-13	Rouyn-Noranda	QMJHL	65	10	14	24	164	-12	2	0	1	111	12	2	1	3	17
2013-14	Rouyn-Noranda	QMJHL	68	20	15	35	148	-11	6	0	2	180	9	1	3	4	12
2014-15	**CAPITALS**	**NHL**	**13**	**1**	**1**	**2**	**23**	**4**	**0**	**0**	**0**	**16**	**-**	**-**	**-**	**-**	**-**
	Hershey	AHL	45	4	4	8	121	-5	0	0	0	55	10	3	3	6	14
2015-16	Hershey	AHL	59	7	9	16	120	2	3	0	4	87	20	4	2	6	65
2016-17	**CAPITALS**	**NHL**	**1**	**0**	**0**	**0**	**0**	**0**	**0**	**0**	**0**	**0**	**-**	**-**	**-**	**-**	**-**
	Hershey	AHL	64	10	20	30	117	5	3	0	4	87	6	0	0	0	13
2017-18	**CAPITALS**	**NHL**	**3**	**0**	**0**	**0**	**5**	**0**	**0**	**0**	**0**	**1**	**-**	**-**	**-**	**-**	**-**
	Hershey	AHL	69	17	9	26	79	-8	3	2	1	113	-	-	-	-	-
2018-19	Hershey	AHL	74	15	13	28	118	-12	3	0	4	131	8	1	0	1	21
	NHL / CAPITALS TOTALS		**17**	**1**	**1**	**2**	**4**	**28**	**0**	**0**	**0**	**17**	**-**	**-**	**-**	**-**	**-**

GARRETT PILON

40

CENTER • HEIGHT: 6'0" • WEIGHT: 192 • SHOOTS: RIGHT
BORN: APRIL 13, 1998 (KINDERSLEY, SASKATCHEWAN)
DRAFTED: CAPITALS' THIRD-ROUND CHOICE, 87TH OVERALL, IN THE 2016 NHL DRAFT

NHL HIGHLIGHTS

NHL FIRSTS

Game: None

Point: None

Goal: None

NHL HIGHS

Goals: None

Assists: None

Points: None

PIM: None

			REGULAR SEASON										PLAYOFFS				
YEAR	TEAM	LEAGUE	GP	G	A	PTS	PIM	+/-	PP	SH	GW	S	GP	G	A	PTS	PIM
2013-14	Saskatoon	SMHL	43	10	19	29	10	-	-	-	-	-	3	2	0	2	0
2014-15	Saskatoon	SMHL	44	30	57	87	40	-	-	-	-	-	4	1	4	5	2
2015-16	Kamloops	WHL	71	15	32	47	24	1	1	1	6	-	7	2	1	3	0
2016-17	Kamloops	WHL	67	20	45	65	20	26	3	1	5	-	6	1	3	4	6
	Hershey	AHL	-	-	-	-	-	-	-	-	-	-	1	0	0	0	0
2017-18	Kamloops	WHL	39	18	26	44	34	5	4	2	1	205	-	-	-	-	-
	Everett	WHL	30	16	20	36	14	17	6	0	3	138	22	11	17	28	8
2018-19	Hershey	AHL	71	10	23	33	12	-4	1	0	1	97	9	0	5	5	0

BRIAN PINHO

64

CENTER • HEIGHT: 6'1" • WEIGHT: 193 • SHOOTS: RIGHT
BORN: MAY 11, 1995 (BEVERLY, MASSACHUSETTS)
DRAFTED: CAPITALS' SIXTH-ROUND CHOICE, 174TH OVERALL, IN THE 2013 NHL DRAFT

NHL HIGHLIGHTS

NHL FIRSTS
Game: None
Point: None
Goal: None

NHL HIGHS
Goals: None
Assists: None
Points: None
PIM: None

			REGULAR SEASON										PLAYOFFS				
YEAR	TEAM	LEAGUE	GP	G	A	PTS	PIM	+/-	PP	SH	GW	S	GP	G	A	PTS	PIM
2011-12	St. Johns	USHS	24	20	37	57	-	-	-	-	-	-	-	-	-	-	-
2012-13	St. Johns	USHS	21	12	24	36	24	-	-	-	-	-	-	-	-	-	-
2013-14	Indiana	USHL	59	28	28	56	21	29	-	-	-	-	12	2	4	6	0
2014-15	Providence	NCAA	39	6	12	18	6	8	0	0	1	91	-	-	-	-	-
2015-16	Providence	NCAA	38	9	16	25	16	16	1	0	2	66	-	-	-	-	-
2016-17	Providence	NCAA	39	12	28	40	24	17	4	1	2	91	-	-	-	-	-
2017-18	Providence	NCAA	40	12	20	32	26	11	3	0	1	123	-	-	-	-	-
2018-19	Hershey	AHL	73	4	8	12	8	-1	1	0	1	74	8	1	1	2	0

ILYA SAMSONOV

30

GOALTENDER • HEIGHT: 6'3" • WEIGHT: 208 • CATCHES: LEFT
BORN: FEBRUARY 22, 1997 (MAGNITOGORSK, RUSSIA)
DRAFTED: CAPITALS' FIRST-ROUND CHOICE, 22ND OVERALL, IN THE 2015 NHL DRAFT

NHL HIGHLIGHTS

NHL FIRSTS
Game: None
Win: None
Shutout: None

NHL HIGHS
Saves: None
Shots Faced: None

			REGULAR SEASON										PLAYOFFS				
YEAR	TEAM	LEAGUE	GP	W	L	OT	MIN	GA	SO	GAA	SA	SV%	GP	W	L	GAA	SV%
2014-15	Magnitogorsk	Russia-Jr.	18	11	4	1	1,039	-	2	2.66	-	.918	-	-	-	-	-
	Magnitogorsk	KHL	1	0	0	0	22	1	0	5.50	4	.500	-	-	-	-	-
2015-16	Magnitogorsk	KHL	19	6	4	3	853	29	2	2.04	386	.925	6	2	2	263	2.29
	Russia U20	WJC-20	2	-	-	-	-	-	-	1.00	-	.956	-	-	-	-	-
2016-17	Magnitogorsk	KHL	27	15	3	5	1,128	40	2	2.13	589	.936	3	1	0	93	1.28
	Russia U20	WJC-20	6	-	-	-	-	-	-	2.11	-	.926	-	-	-	-	-
2017-18	Magnitogorsk	KHL	26	12	9	1	1,325	51	3	2.31	690	.926	5	1	2	234	2.30
2018-19	Hershey	AHL	37	20	14	2	2202	99	3	2.70	967	.898	5	2	3	2.99	.897

MICHAEL SGARBOSSA

23

CENTER • HEIGHT: 6'0" • WEIGHT: 185 • SHOOTS: LEFT
BORN: JULY 25, 1992 (CAMPBELLVILLE, ONTARIO)
ACQUIRED: SIGNED AS FREE AGENT, JULY 2, 2018

NHL HIGHLIGHTS

NHL FIRSTS

Game: 1/30/13 (COL 0 AT VAN 3)
Point: 12/4/13 (COL 3 AT CAL 4 OT, 1A)
Goal: 1/18/17 (FLA 3 AT EDM 4 OT)

NHL HIGHS

Goals: 1 (two times, last: 1/23/17, FLA 2 AT ARI 3 OT)
Assists: 2 (1/31/17, FLA 6 VS. OTT 5)
Points: 2 (1/31/17, FLA 6 VS. OTT 5)
PIM: 10 (12/5/14, COL 2 AT WPG 6)

			REGULAR SEASON										PLAYOFFS				
YEAR	TEAM	LEAGUE	GP	G	A	PTS	PIM	+/-	PP	SH	GW	S	GP	G	A	PTS	PIM
2008-09	Barrie	OHL	67	10	33	43	43	17	-	-	-	-	5	3	3	6	10
2009-10	Barrie	OHL	19	7	13	20	14	6	-	-	-	-	-	-	-	-	-
	Saginaw	OHL	48	13	19	32	49	-12	-	-	-	-	6	0	2	2	4
	Canada U18	WJC-18	6	1	1	2	4	-1	-	-	-	-	-	-	-	-	-
2010-11	Saginaw	OHL	26	7	13	20	24	-3	-	-	-	-	-	-	-	-	-
	Sudbury	OHL	37	29	33	62	53	16	-	-	-	-	8	5	9	14	16
2011-12	Sudbury	OHL	66	47	55	102	68	21	-	-	-	-	4	2	1	3	6
2012-13	**Colorado**	**NHL**	**6**	**0**	**0**	**0**	**4**	**-3**	**0**	**0**	**0**	**6**	**-**	**-**	**-**	**-**	**-**
	Lake Erie	AHL	57	19	25	44	71	-11	8	0	4	90	-	-	-	-	-
2013-14	Lake Erie	AHL	49	5	15	20	56	-16	4	0	0	63	-	-	-	-	-
2014-15	**Colorado**	**NHL**	**3**	**0**	**1**	**1**	**10**	**0**	**0**	**0**	**0**	**2**	**-**	**-**	**-**	**-**	**-**
	Lake Erie	AHL	40	4	19	23	35	-15	0	0	2	83	-	-	-	-	-
	Norfolk	AHL	20	6	9	15	29	-6	3	0	2	141	-	-	-	-	-
2015-16	**Anaheim**	**NHL**	**1**	**0**	**0**	**0**	**0**	**0**	**0**	**0**	**0**	**0**	**-**	**-**	**-**	**-**	**-**
	San Diego	AHL	62	17	27	44	48	-3	4	0	2	148	5	1	4	5	2
2016-17	**Anaheim**	**NHL**	**9**	**0**	**2**	**2**	**0**	**-2**	**0**	**0**	**0**	**7**	**-**	**-**	**-**	**-**	**-**
	San Diego	AHL	2	1	0	1	0	1	0	0	0	4	-	-	-	-	-
	Florida	**NHL**	**29**	**2**	**5**	**7**	**9**	**-3**	**1**	**0**	**0**	**26**	**-**	**-**	**-**	**-**	**-**
	Springfield	AHL	14	4	8	12	16	-6	2	0	0	29	-	-	-	-	-
2017-18	Manitoba	AHL	68	16	24	40	88	8	2	0	0	100	9	2	3	5	14
2018-19	Hershey	AHL	75	30	35	65	91	-3	14	0	1	172	5	1	2	3	8
	NHL / CAPITALS TOTALS		**48**	**2**	**8**	**10**	**23**	**-8**	**1**	**0**	**0**	**41**	**-**	**-**	**-**	**-**	**-**

JOE SNIVELY

91

CENTER • HEIGHT: 5'9" • WEIGHT: 175 • SHOOTS: LEFT
BORN: JANUARY 1, 1996 (HERNDON, VIRGINIA)
ACQUIRED: SIGNED AS FREE AGENT, MARCH 18, 2019

NHL HIGHLIGHTS

NHL FIRSTS
Game: None
Point: None
Goal: None

NHL HIGHS
Goals: None
Assists: None
Points: None
PIM: None

			REGULAR SEASON										PLAYOFFS				
YEAR	TEAM	LEAGUE	GP	G	A	PTS	PIM	+/-	PP	SH	GW	S	GP	G	A	PTS	PIM
2012-13	Sioux City	USHL	48	9	7	16	10	-7	-	-	-	-	-	-	-	-	-
2013-14	Sioux City	USHL	56	14	31	45	45	9	-	-	-	-	8	0	4	4	4
2014-15	Sioux City	USHL	55	27	37	64	26	12	-	-	-	-	5	1	3	4	8
2015-16	Yale	NCAA	32	10	18	28	12	5	2	0	0	75	-	-	-	-	-
2016-17	Yale	NCAA	33	14	25	39	34	-3	4	0	0	84	-	-	-	-	-
2017-18	Yale	NCAA	31	19	17	36	18	11	1	3	5	109	-	-	-	-	-
2018-19	Yale	NCAA	33	15	21	36	17	5	5	2	1	93	-	-	-	-	-
	Hershey	AHL	9	2	5	7	0	3	1	0	1	15	2	0	0	0	0

RILEY SUTTER

67

RIGHT WING • HEIGHT: 6'4" • WEIGHT: 210 • SHOOTS: RIGHT
BORN: OCTOBER 25, 1999 (CALGARY, ALBERTA)
DRAFTED: CAPITALS' THIRD-ROUND CHOICE, 93RD OVERALL, IN THE 2018 NHL DRAFT

NHL HIGHLIGHTS

NHL FIRSTS
Game: None
Point: None
Goal: None

NHL HIGHS
Goals: None
Assists: None
Points: None
PIM: None

			REGULAR SEASON										PLAYOFFS				
YEAR	TEAM	LEAGUE	GP	G	A	PTS	PIM	+/-	PP	SH	GW	S	GP	G	A	PTS	PIM
2015-16	Everett	WHL	31	1	3	4	12	-3	1	0	0	-	2	0	0	0	0
2016-17	Everett	WHL	67	20	19	39	36	7	11	0	6	-	6	0	1	1	0
2017-18	Everett	WHL	68	25	28	53	70	22	9	0	5	171	21	9	10	19	23
2018-19	Everett	WHL	38	14	27	41	38	12	5	0	3	125	3	0	1	1	13

VITEK VANECEK

41

GOALTENDER • HEIGHT: 6'2" • WEIGHT: 187 • CATCHES: LEFT
BORN: JANUARY 9, 1996 (HAVLICKUV BROD, CZECH REPUBLIC)
DRAFTED: CAPITALS' SECOND-ROUND CHOICE, 39TH OVERALL, IN THE 2014 NHL DRAFT

NHL HIGHLIGHTS

NHL FIRSTS
Game: None
Win: None
Shutout: None

NHL HIGHS
Saves: None
Shots Faced: None

			REGULAR SEASON										PLAYOFFS				
YEAR	TEAM	LEAGUE	GP	W	L	OT	MIN	GA	SO	GAA	SA	SV%	GP	W	L	GAA	SV%
2013-14	Liberec Jr.	Czech U20	38	-	-	-	2156	-	2	2.64	-	.921	4	-	-	4.23	.898
	Czech Republic	WJC-18	7	4	2	0	437	20	0	2.74	194	.897	-	-	-	-	-
2014-15	Liberec	Czech	2	0	2	0	120	3	1	1.50	53	.943	4	-	-	3.26	.870
	Benatky	Czech-2	20	-	-	-	-	-		2.24	-	.925	5	-	-	2.77	.902
	Czech Republic	WJC	3	1	2	0	181	13	0	4.31	76	.871	-	-	-	-	-
2015-16	South Carolina	ECHL	32	18	7	6	1867	63	4	2.03	760	.917	11	6	4	624	2.31
	Hershey	AHL	1	1	0	0	65	1	0	0.92	26	.962	-	-	-	-	-
	Czech Republic	WJC-20	5	2	3	0	264	12	1	2.73	101	.881	-	-	-	-	-
2016-17	Hershey	AHL	39	18	10	7	2147	91	5	2.54	997	.909	4	1	2	196	2.75
2017-18	Hershey	AHL	32	12	13	2	1695	86	2	3.04	765	.888	-	-	-	-	-
	South Carolina	ECHL	2	1	1	0	119	4	0	2.01	62	.935	-	-	-	-	-
2018-19	Hershey	AHL	38	21	10	6	2220	97	2	2.62	945	2.62	4	1	3	2.25	0.935

COLBY WILLIAMS

38

DEFENSEMAN • HEIGHT: 6'0" • WEIGHT: 200 • SHOOTS: RIGHT
BORN: JANUARY 26, 1995 (REGINA, SASKATCHEWAN)
DRAFTED: CAPITALS' SIXTH-ROUND CHOICE, 173RD OVERALL, IN THE 2015 NHL DRAFT

NHL HIGHLIGHTS

NHL FIRSTS
Game: None
Point: None
Goal: None

NHL HIGHS
Goals: None
Assists: None
Points: None
PIM: None

			REGULAR SEASON										PLAYOFFS				
YEAR	TEAM	LEAGUE	GP	G	A	PTS	PIM	+/-	PP	SH	GW	S	GP	G	A	PTS	PIM
2012-13	Regina	WHL	59	0	19	19	70	-17	-	-	-	-	-	-	-	-	-
2013-14	Regina	WHL	66	9	23	32	82	0	-	-	-	-	4	0	0	0	8
2014-15	Regina	WHL	64	11	30	41	95	45	-	-	-	-	9	3	5	8	12
2015-16	Regina	WHL	19	5	7	12	20	2	-	-	-	-	12	2	7	9	14
2016-17	Hershey	AHL	60	4	12	16	40	15	0	0	1	34	3	1	0	1	4
2017-18	Hershey	AHL	69	3	14	17	94	-13	1	1	0	57	-	-	-	-	-
2018-19	Hershey	AHL	36	0	10	10	33	-15	0	0	0	29	3	0	0	0	4

ERIC FLORCHUK

Center
Height: 6'2" • Weight: 181
Shoots: Left
Born: January 10, 2000 (Edmonton, Alberta)
Drafted: Capitals' seventh-round choice, 217th overall, in the 2018 NHL Draft

			REGULAR SEASON										PLAYOFFS				
YEAR	TEAM	LEAGUE	GP	G	A	PTS	PIM	+/-	PP	SH	GW	S	GP	G	A	PTS	PIM
2016-17	Victoria	WHL	51	3	6	9	22	-14	0	0	0	-	2	0	0	0	4
	Canada Black	WHC-17	6	1	1	2	2	-	-	-	-	-	-	-	-	-	-
2017-18	Victoria	WHL	43	7	21	28	12	10	2	1	o	68	-	-	-	-	-
	Saskatoon	WHL	28	9	12	21	6	1	3	0	1	59	-	-	-	-	-
2018-19	Saskatoon	WHL	68	21	29	50	40	10	6	2	7	163	10	2	2	4	6

MITCHELL GIBSON

Goaltender
Height: 6'1" • Weight: 188
Catches: Left
Born: June 25, 1999 (Phoenixville, Pennsylvania)
Drafted: Capitals' fourth-round choice, 124th overall, in the 2018 NHL Draft

			REGULAR SEASON										PLAYOFFS				
YEAR	TEAM	LEAGUE	GP	W	L	OT	MIN	GA	SO	GAA	SA	SV%	GP	W	L	GAA	SV%
2016-17	Jr. Flyers U18	T1EHL U18	20	-	-	-	-	-	-	3.38	-	.902	2	-	-	-	3.03
	Jr. Flyers 18U	AYHL 18U	12	-	-	-	-	-	-	3.00	-	.908	1	-	-	-	6.00
	Owen J. Roberts	USHS-PA	1	-	-	-	-	-	-	2.00	-	.913	-	-	-	-	-
2017-18	Lone Star	NAHL	43	26	7	5	2,496	66	11	1.59	1020	.935	8	5	3	483	1.37
2018-19	Central Illinois	USHL	43	13	21	3	2281	133	2	3.50	1211	.890	-	-	-	-	-

MARTIN HAS

Defenseman
Height: 6'4" • Weight: 192
Shoots: Right
Born: February 2, 2001 (Prague, Czech Republic)
Drafted: Capitals' fifth-round choice, 153rd overall, in the 2019 NHL Draft

			REGULAR SEASON										PLAYOFFS				
YEAR	TEAM	LEAGUE	GP	G	A	PTS	PIM	+/-	PP	SH	GW	S	GP	G	A	PTS	PIM
2014-15	HC Sparta Praha	Czech U16	8	0	0	0	0	2	-	-	-	-	3	0	0	0	4
2015-16	HC Sparta Praha	Czech U16	38	10	13	23	16	18	-	-	-	-	9	0	2	2	14
2016-17	HC Sparta Praha	Czech U18	35	3	6	9	14	2	-	-	-	-	7	4	6	10	4
2017-18	Tappara U18	Jr. B SM-sarja	-	-	-	-	-	-	-	-	-	-	2	0	2	2	0
	Tappara U20	Jr. A SM-liiga	47	7	9	16	49	1	-	-	-	-	8	0	0	0	6
	Czech Republic	WJC-18	6	0	2	2	0	0	-	-	-	-	-	-	-	-	-
2018-19	Tappara U18	Jr. B SM-sarja	2	2	4	2	-	-	-	-	-	-	3	0	0	0	2
	Tappara U20	Jr. A SM-liiga	37	9	7	16	38	-1	-	-	-	-	3	0	2	2	8
	LeKi	Mestis	2	0	1	1	0	2	-	-	-	-	-	-	-	-	-
	Czech Republic	WJC-18	5	1	1	2	6	-1	-	-	-	-	-	-	-	-	-

ALEX KANNOK-LEIPERT

Defenseman
Height: 6'0" • Weight: 190
Shoots: Right
Born: July 20, 2000 (Nakhon Ratchasima, Thailand)
Drafted: Capitals' sixth-round choice, 161st overall, in the 2018 NHL Draft

			REGULAR SEASON										PLAYOFFS				
YEAR	TEAM	LEAGUE	GP	G	A	PTS	PIM	+/-	PP	SH	GW	S	GP	G	A	PTS	PIM
2016-17	Regina Midget AAA	SMHL	44	10	25	35	54	-	-	-	-	-	11	1	10	11	12
	Vancouver	WHL	8	1	2	3	6	-6	0	0	0	0	-	-	-	-	-
2017-18	Vancouver	WHL	60	5	16	21	52	-1	0	0	1	74	6	0	0	0	0
2018-19	Vancouver	WHL	67	5	14	19	93	29	1	0	1	96	22	2	10	12	14

BENTON MAASS

Defenseman
Height: 6'1" • Weight: 185
Shoots: Right
Born: November 25, 1998 (Elk River, Minnesota)
Drafted: Capitals' sixth-round choice, 182nd overall, in the 2017 NHL Draft

			REGULAR SEASON										PLAYOFFS				
YEAR	TEAM	LEAGUE	GP	G	A	PTS	PIM	+/-	PP	SH	GW	S	GP	G	A	PTS	PIM
2016-17	Elk River High	USHS	25	6	23	29	6	-	-	-	-	-	2	2	2	4	0
	Fairbanks	NAHL	26	7	9	16	12	3	-	-	-	-	7	2	2	4	0
2017-18	New Hampshire	NCAA	36	4	13	17	4	-9	3	0	0	30	-	-	-	-	-
2018-19	New Hampshire	NCAA	30	1	5	6	6	-9	0	0	1	43	-	-	-	-	-

CONNOR MCMICHAEL

Center
Height: 6'0" • Weight: 183
Shoots: Left
Born: January 15, 2001 (Ajax, Ontario)
Drafted: Capitals' first-round choice, 25th overall, in the 2019 NHL Draft

			REGULAR SEASON										PLAYOFFS				
YEAR	TEAM	LEAGUE	GP	G	A	PTS	PIM	+/-	PP	SH	GW	S	GP	G	A	PTS	PIM
2016-17	Ajax/Pickering	ETAMMHL	34	35	27	62	28	-	-	-	-	-	7	7	3	10	12
	Ajax/Pickering	ETAHL	1	1	2	3	0	-	-	-	-	-	-	-	-	-	-
	St. Michael's	OJHL	1	0	0	0	0	-	-	-	-	-	-	-	-	-	-
2017-18	Hamilton	OHL	32	5	5	10	10	-5	0	0	2	67	-	-	-	-	-
	London	OHL	28	3	3	6	4	-2	0	0	2	27	4	0	0	0	0
	Canada White	WHC-17	6	1	3	4	0	-	-	-	-	-	-	-	-	-	-
2018-19	London	OHL	67	36	36	72	19	15	10	1	4	221	11	2	3	5	2

Center
Height: 6'6" • Weight: 210
Shoots: Left
Born: January 6, 2001 (Vitebsk, Belarus)
Drafted: Capitals' third-round choice, 91st overall, in the 2019 NHL Draft

ALIAKSEI PROTAS

			REGULAR SEASON										PLAYOFFS				
YEAR	TEAM	LEAGUE	GP	G	A	PTS	PIM	+/-	PP	SH	GW	S	GP	G	A	PTS	PIM
2016-17	Belarus U17	Belarus2	4	0	1	1	0	-	-	-	-	-	-	-	-	-	-
2017-18	Belarus U17	Belarus2	49	9	11	20	8	-	-	-	-	-	3	1	3	4	0
	Belarus U18	WJC-18	5	1	3	4	0	2	-	-	-	-	-	-	-	-	-
2018-19	Prince Albert	WHL	61	11	29	40	4	24	1	0	2	111	23	12	10	22	6
	Belarus U20	WJC-20 D1A	5	2	3	5	0	-1	-	-	-	-	-	-	-	-	-

Left Wing
Height: 6'0" • Weight: 180
Shoots: Right
Born: February 26, 1997 (Geneva, Switzerland)
Drafted: Capitals' fourth-round choice, 117th overall, in the 2016 NHL Draft

DAMIEN RIAT

			REGULAR SEASON										PLAYOFFS				
YEAR	TEAM	LEAGUE	GP	G	A	PTS	PIM	+/-	PP	SH	GW	S	GP	G	A	PTS	PIM
2014-15	Malmo	Sweden	3	0	0	0	0	-	-	-	-	-	-	-	-	-	-
	Malmo Jr.	Sweden-Jr.	40	7	7	14	70	-	-	-	-	-	-	-	-	-	-
2015-16	Geneve	Swiss	45	9	12	21	34	-	-	-	-	-	-	-	-	-	-
	Geneve Jr.	Swiss-Jr.	4	3	5	8	10	-	-	-	-	-	-	-	-	-	-
2016-17	Genève	NLA	46	7	7	14	36	-5	-	-	-	-	4	0	0	0	4
2017-18	Geneve	NLA	48	12	12	24	30	2	-	-	-	-	5	0	1	1	2
	Switzerland	WC	6	0	0	0	0	1	-	-	-	-	-	-	-	-	-
2018-19	EHC Biel-Bienne	NLA	48	11	14	25	38	4	-	-	-	-	12	3	1	4	0

Left Wing
Height: 6'0" • Weight: 185
Shoots: Left
Born: August 28, 1999 (Lorenskog, Norway)
Drafted: Capitals' seventh-round choice, 213th overall, in the 2017 NHL Draft

KRISTIAN ROYKAS MARTHINSEN

			REGULAR SEASON										PLAYOFFS				
YEAR	TEAM	LEAGUE	GP	G	A	PTS	PIM	+/-	PP	SH	GW	S	GP	G	A	PTS	PIM
2015-16	Almtuna IS J18	J18 Elit	21	12	9	21	22	18	-	-	-	-	-	-	-	-	-
	Almtuna IS J18	J18 Allsvenskan	16	6	6	12	35	6	-	-	-	-	4	0	0	0	2
	Almtuna IS J20	J20 Elit	3	4	1	5	0	3	-	-	-	-	-	-	-	-	-
2016-17	Almtuna IS J18	J18 Elit	15	8	4	12	10	1	-	-	-	-	-	-	-	-	-
	Almtuna IS J18	J18 Allsvenskan	13	2	3	5	56	-1	-	-	-	-	5	5	1	6	8
	Almtuna IS J20	J20 Elit	19	13	5	18	24	22	-	-	-	-	2	1	0	1	0
	Almtuna IS	Allsvenskan	1	1	0	1	0	0	-	-	-	-	1	0	0	0	0
	Norway U20	WJC-20 D1B	5	0	0	0	0	0	-	-	-	-	-	-	-	-	-
2017-18	Almtuna IS J20	J20 Elit	23	23	8	31	22	2	-	-	-	-	2	0	0	0	4
	Almtuna IS	Allsvenskan	2	0	0	0	0	-1	-	-	-	-	-	-	-	-	-
	Valbo HC	Division 1	1	0	0	0	0	-1	-	-	-	-	-	-	-	-	-
	Norway U20	WJC-20 D1B	5	0	0	0	0	0	-	-	-	-	-	-	-	-	-
2018-19	Saskatoon	WHL	62	13	16	29	30	12	1	0	2	117	10	1	2	3	0
	Norway	WJC-20 D1A	5	2	0	2	2	1	-	-	-	-	-	-	-	-	-

Defenseman
Height: 6'1" • Weight: 194
Shoots: Left
Born: March 19, 1999 (Ingaro, Sweden)
Drafted: Capitals' fifth-round choice, 151st overall, in the 2017 NHL Draft

SEBASTIAN WALFRIDSSON

			REGULAR SEASON										PLAYOFFS				
YEAR	TEAM	LEAGUE	GP	G	A	PTS	PIM	+/-	PP	SH	GW	S	GP	G	A	PTS	PIM
2015-16	MODO J18	J18 Allsvenskan	-	-	-	-	-	-	-	-	-	-	4	1	1	2	4
	MODO J20	SuperElit	41	3	4	7	20	-8	-	-	-	-	2	0	0	0	4
2016-17	MODO J18	J18 Allsvenskan	2	0	3	3	6	-2	-	-	-	-	3	0	1	1	2
	MODO J20	SuperElit	38	2	5	7	36	0	-	-	-	-	6	0	2	2	4
	MODO	Allsvenskan	3	0	0	0	0	0	-	-	-	-	-	-	-	-	-
2017-18	MODO J20	SuperElit	24	2	2	4	36	12	-	-	-	-	6	1	0	1	2
2018-19	MODO J20	SuperElit	24	4	7	11	28	11	-	-	-	-	7	1	2	3	0
	MODO	Allsvenskan	22	0	2	2	2	-2	-	-	-	-	-	-	-	-	-

71
BAUER
71
WASHINGTON
capitals
91
WASHINGTON
capitals
BAUER
BAUER
BAUER
BAUER
RIBCORE
JETSPEED
CCM
CCM

ALL CAPS

YEAR IN REVIEW

2018-19 NHL Standings

EASTERN CONFERENCE

Metropolitan		GP	W	L	OT	P
1.	**y - Washington**	**82**	**48**	**26**	**8**	**104**
2.	x - NY Islanders	82	48	27	7	103
3.	x - Pittsburgh	82	44	26	12	100
4.	x - Carolina	82	46	29	7	99
5.	x - Columbus	82	47	31	4	98
6.	Philadelphia	82	37	37	8	82
7.	NY Rangers	82	32	36	14	78
8.	New Jersey	82	31	41	10	72

Atlantic		GP	W	L	OT	P
1.	p - Tampa Bay	82	62	16	4	128
2.	x - Boston	82	49	24	9	107
3.	x - Toronto	82	46	28	8	100
4.	Montreal	82	44	30	8	96
5.	Florida	82	36	32	14	86
6.	Buffalo	82	33	39	10	76
7.	Detroit	82	32	40	10	74
8.	Ottawa	82	29	47	6	64

WESTERN CONFERENCE

Central		GP	W	L	OT	P
1.	y - Nashville	82	47	29	6	100
2.	x - Winnipeg	82	47	30	5	99
3.	x - St. Louis	82	45	28	9	99
4.	x - Dallas	82	43	32	7	93
5.	x - Colorado	82	38	30	14	90
6.	Chicago	82	36	34	12	84
7.	Minnesota	82	37	36	9	83

Pacific		GP	W	L	OT	P
1.	z - Calgary	82	50	25	7	107
2.	x - San Jose	82	46	27	9	101
3.	x - Vegas	82	43	32	7	93
4.	Arizona	82	39	35	8	86
5.	Vancouver	82	35	36	11	81
6.	Anaheim	82	35	37	10	80
7.	Edmonton	82	35	38	9	79
8.	Los Angeles	82	31	42	9	71

x - Clinched Playoff spot
y - Clinched Division
z - Clinched Conference
p - Clinched Presidents' Trophy

2018-19 Capitals Notes

Russian Rocket

Alex Ovechkin scored a league-leading 51 goals in 81 games, finishing ahead of Edmonton Oilers center Leon Draisaitl (50 in 82 GP) and Toronto Maple Leafs center John Tavares (47 in 82 GP) for his second straight and eighth overall Maurice "Rocket" Richard Trophy. Ovechkin became the first player in NHL history to top the League in goals eight times, breaking a tie with Bobby Hull (7x). The Moscow, Russia, native's career total of 658 is 212 more than any other player since he entered the NHL in 2005-06.

Another 50

Ovechkin recorded two goals against the Tampa Bay Lightning on March 30, marking his 132nd multi-goal game to reach the 50-goal mark for the eighth time in his NHL career. Ovechkin became the third player in NHL history to record eight or more 50-goal seasons (Mike Bossy and Wayne Gretzky: 9). He was the first player to reach 50 goals this season and did so for the seventh time in his NHL career; the only other players in NHL history who were the first to reach the 50-goal mark in a season four or more times are Phil Esposito (5), Bobby Hull (4) and Gretzky (4). Ovechkin, who was 33 years, 201 days old on the final day of the season, became the fifth player in NHL history to record multiple 50-goal seasons after his 30th birthday, joining Esposito (4), Hull (2), Marcel Dionne (2) and Mario Lemieux (2). Overall, Ovechkin, who was 33 years and 194 days old at the time of his 50th goal, became the third-oldest player in

NHL history to record a 50-goal season (Johnny Bucyk: 35 years, 308 days old, 1970-71; Jaromir Jagr: 34 years, 37 days old, 2005-06). With the two-goal outing, Ovechkin passed Brendan Shanahan for 13th on the NHL's all-time goals list, while his power-play goal passed Esposito and tied Luc Robitaille (247ppg) for fourth place on the NHL's all-time power play goals list.

Streaking Ovi

From Nov. 16 to Dec. 15, Ovechkin rode a personal-best and a season-high 14-game point streak (17g, 6a, previously: 13 games, Dec. 30, 2006 through Feb. 1, 2007, 20 points). Ovechkin, who was 33, became the eighth player in NHL history to post a point streak of at least 14 games at age 33 or older and the first since Luc Robitaille had a 15-game run at age 34 in 1999-00. Ovechkin also extended his goal streak to six games, one shy of equaling the best run of his career (Feb. 10 - March 8, 2006: seven games).

King of Shots

Ovechkin recorded four shots against the Arizona Coyotes on Dec. 6, eclipsing the 5,000-shot mark and became the ninth player in NHL history to record 5,000 shots. He reached the milestone in 1,031 games, 184 fewer games than Marcel Dionne, who previously held the record for the fastest player to reach 5,000 career shots.

All-Time Russian

Ovechkin recorded an assist on the Capitals' opening goal against the Vancouver Canucks on Feb. 5, marking his 1,180th career point (644g, 536a), to pass Sergei Fedorov for the most points in League history by a Russian player. Ovechkin and Fedorov skated in 67 regular season games together with the Capitals from Feb. 29, 2008 through April 11, 2009, factoring on the same goal 16 times in those games. Ovechkin passed Fedorov in 777 career games on the NHL's all-time goals list among Russians (Fedorov: 483g), a feat he achieved on Nov. 19, 2015 against Dallas.

2018-19 Capitals Notes

Getting Tricky

Ovechkin recorded his franchise-leading 22nd career hat trick against the Carolina Hurricanes on Dec. 14, his second consecutive game with a hat trick. He became the 14th player in NHL history to record consecutive hat tricks multiple times in his career (also on Oct. 5 and Oct. 7, 2017) and the first player to do so since Alex Kovalev (Feb. 7 and 10, Nov. 13 and 14, 2001). His hat trick marked the 14th different franchise he's scored three goals in a game against, one of 13 players to do so. With that hat trick, Ovechkin passed Glenn Anderson and Richard Martin and tied Teemu Selanne for the 11th most in NHL history.

First to 40

Ovechkin scored his 40th goal of the season against the Anaheim Ducks on Feb. 17 to reach the 40-goal mark for the tenth time in his career, joining Wayne Gretzky (12), Marcel Dionne (10) and Mario Lemieux (10). Ovechkin reached the mark in 58 games, tied for the fifth quickest in his career. Ovechkin also became the first player this season to reach the mark, the eighth time in his career he was the first player to 40 goals, more than any other player in NHL history.

650 & Counting for the Gr8

Ovechkin scored his 43rd goal of the season against the Buffalo Sabres on Feb. 23, marking Ovechkin's 650th career goal in his 1,063rd NHL game. Ovechkin became the 12th-fastest player in NHL history to reach the mark and just the fourth player in NHL history to record at least 650 goals with the same team (Detroit's Gordie Howe and Steve Yzerman, Pittsburgh's Mario Lemieux).

1,200

Ovechkin recorded an assist on March 12 against the Pittsburgh Penguins and became the 49th player in NHL history to reach the 1,200-point milestone. Ovechkin joined Sidney Crosby and Joe Thornton as the only active NHL players to reach the benchmark. En route to his 1,200th point, Ovechkin scored 653 goals. Brett Hull (656g) is the only player in NHL history to register more goals at the time of reaching the 1,200 point benchmark.

Pure Dominance

Ovechkin ranks first in franchise history in goals (658), points (1,211), power play goals (247), game-winning goals (107), overtime goals (22), shots (5,234) and multi-goal games (131). Additionally, since entering the NHL at the beginning of the 2005-06 season, Ovechkin leads the NHL in goals (658), power play goals (247), game-winning goals (107), overtime goals (22), shots (5,234) and multi-goal games (131).

Offensive Explosion

The Capitals beat the Bruins 7-0 on Oct. 3 in their season opener. According to NHL Stats, the Capitals set an NHL record for the largest shutout victory by a defending Stanley Cup champion in their season opener. Additionally, the Capitals 7-0 win was tied for the second-largest shutout victory in a season opener in NHL history. The Capitals' franchise record for the largest shutout victory in any game is 9-0 (March 12, 1996 vs. Vancouver). It marked the 158th time in franchise history the Capitals have scored at least seven goals in a game and the second time they've scored seven goals in their last 14 regular season games (March 15, 2017 at New York Islanders).

Hot Start

Washington scored 18 goals in three games to open the 2018-19 campaign, establishing a new franchise record for the most goals through the first three games of a season (previously 17 in 1988-89).

800 Club

Nicklas Backstrom recorded three assists against the Boston Bruins on Oct. 3, which pushed his career point total to 802 (209g, 593a). Backstrom became just the third player in franchise history to record 800 career points in a Capitals sweater (Alex Ovechkin: 1,211; Peter Bondra: 825). Backstrom became the first member of the 2006 NHL draft class to hit the mark.

600 Helpers

With a three-assist night against the Vancouver Canucks on Oct. 22, Backstrom reached the 600 career assist mark, becoming the first player in franchise history to reach the milestone. Backstrom also became the first player from the 2006 NHL Draft class to reach the 600 assist mark, the 87th player in NHL history to reach the 600-assist mark and, according to NHL Stats, the 27th player in NHL history to reach the mark in fewer than 850 games. Additionally, Backstrom became the ninth Swedish-born player and the second-fastest Swede to reach the mark (Peter Forsberg reached 600 assists in 670 games). Backstrom set up 52 different teammates on the road to 600 career assists, including 234 helpers on goals by Alex Ovechkin (39 percent).

2018-19 Capitals Notes

Six Straight 50s

Nicklas Backstrom recorded 52 assists last season, his sixth straight season with 50 assists. He became the 26th player in NHL history to accomplish this feat, and one of two active players (San Jose's Joe Thornton). Of the 25 other players to accomplish this feat, 23 are in the Hockey Hall of Fame. The other two, Thornton and Henrik Sedin, are not yet eligible for the Hall of Fame.

Hats Off

Backstrom recorded a hat trick and added an assist on Nov. 30 against the New Jersey Devils, his second career hat trick and his 21st career game with at least four points.

10K Saves

Braden Holtby recorded his 10,000th career save against the Anaheim Ducks on Dec. 2, becoming the second goaltender in franchise history to record 10,000 saves (Olie Kolzig: 18,013 saves) and the 20th active goaltender to reach the mark. Holtby reached the milestone in his 380th career game, the eighth-fewest required games among active goaltenders with 10,000 saves.

Quick to 250

Holtby recorded his 250th career win with his 27-save performance against the Philadelphia Flyers on March 6 and became the second-fastest goaltender in NHL history to reach the mark (409th career game), trailing only Ken Dryden (381 career games). In addition, he became the 56th goaltender in NHL history to reach the 250-win milestone and one of just 12 active goaltenders to reach the mark.

Holtbeast

Holtby stopped all 25 shots he faced against the New Jersey Devils on March 10 to record his third shutout of the season and the 35th of his career, tying Olie Kolzig for the most in franchise history.

30 for Holts

With a win against the Carolina Hurricanes on March 28, Holtby recorded his 30th win of the season (30-19-5 at the time), marking his fifth straight season with at least 30 wins. Holtby became the 12th goaltender in NHL history to string together five straight 30-win seasons and one of five active goaltenders to accomplish the feat (Henrik Lundqvist, Ryan Miller and Roberto Luongo: each with seven seasons from 2005-06 to 2011-12; Tuukka Rask: five seasons from 2013-14 to 2017-18). Since Holtby's streak began in 2014-15, he is 197-77-32, ranking first in the NHL in wins.

Pheonix Rising

Pheonix Copley recorded 27 saves in the Capitals' 4-3 shootout win against the Calgary Flames on Oct. 27, marking the goaltender's first NHL win (five games played). Additionally, Copley became the 41st goaltender in franchise history to record a win. Copley became the first Caps goalie to record his first NHL win since Philipp Grubauer (Dec. 8, 2013 at New York Rangers).

Clean Sheet

Copley stopped all 35 shots he faced on Dec. 22 against the Ottawa Senators, marking his first career shutout. Copley became the 28th Capitals goaltender in franchise history to record a shutout. With that shutout, Copley and Holtby, who recorded a shutout on Dec. 8 against Columbus at Nationwide Arena, became the first Capitals duo to record shutouts in an away venue in the same season since 2011-12 (Michal Neuvirth and Tomas Vokoun).

2018-19 Capitals Notes

Hey Now, You're an All Star

John Carlson, Braden Holtby and head coach Todd Reirden won the 2019 NHL All-Star Game in San Jose as members of the Metropolitan Division. It marked the second time the Metropolitan Division won the NHL All-Star title under the three-on-three format (also 2017 in Los Angeles). The Metropolitan Division tallied 17 goals across the two contests, the highest combined total by any one team under the three-on-three All-Star format. Carlson finished with one assist in the two games, while Holtby stopped 23 of the 30 shots he faced.

Todd at the Helm

In his first season as head coach, Reirden led the team to a 48-26-8 record, marking the second-best 82 game start in franchise history. The Capitals claimed the Metropolitan Division and finished with the fourth best record in the NHL. The Capitals finished the season with a 24-15-2 record on the road, tied for the second most road wins in the NHL and in franchise history. Washington had seven players who reached the 20-goal plateau, tied with Columbus for most in the NHL in 2018-19.

Four Year Mark

The Capitals are the only team in the NHL with an active consecutive 100-point season streak of at least five seasons. It marks the first time in franchise history the Capitals have strung together five straight seasons with at least 100 points, and there have been only nine other franchises that have ever recorded at least five straight seasons with at least 100 points:

Team	Streak Started	Streak Ended	Total Seasons
Detroit Red Wings	1999-00	2011-12	12
Montreal Canadiens	1974-75	1981-82	8
Edmonton Oilers	1981-82	1986-87	6
Anaheim Duck	2013-14	2017-18	5
San Jose Sharks	2006-07	2010-11	5
Dallas Stars	1996-97	2000-01	5
New Jersey Devils	1996-97	2000-01	5
Boston Bruins	1975-76	1979-80	5
Philadelphia Flyers	1973-74	1977-78	5

Over the last five seasons, when this streak began, the Capitals are 253-114-42, and have recorded the most wins and points (548) in the NHL during that time span, while their 1,276 goals are second and their 1,050 goals against are tied for third.

Claiming the Division

The Capitals claimed the Metropolitan Division last season, marking their fourth consecutive division title. The Capitals had won four straight division titles once before, claiming the Southeast Division each year from 2007-08 to 2010-11. Since divisions were introduced in 1926-27, only one franchise has won at least four straight division titles on multiple occasions – the Boston Bruins from 1927-28 to 1930-31 (four) and again from 1975-76 to 1978-79 (four). Additionally, the Capitals became the third reigning Stanley Cup champion to win its division since 2003-04 (Bruins in 2011-12 and Red Wings in 2008-09).

A Rare Occurrence

In the Capitals' 6-5 overtime win against the New York Rangers on Feb. 24, 15 of the 18 Capitals skaters recorded a point. That marked just the seventh time in franchise history Washington had 15 different players record a point in a single game, and the first time since Jan. 9, 2010 against the Atlanta Thrashers.

Opponent	Date	No. of Skaters with a Point
New York Rangers	Feb. 24, 2019	15
Atlanta Thrashers	Jan. 9, 2010	16
Boston Bruins	March 3, 2008	15
Ottawa Senators	Dec. 17, 1993	15
Quebec Nordiques	Feb. 6, 1990	16
Toronto Maple Leafs	March 13, 1987	16
Pittsburgh Penguins	Dec. 2, 1984	15

First Time Occurrence

The Capitals won two straight games within the same road trip in overtime (Nov. 16 at Colorado and Nov. 19 at Montreal), marking the first time in franchise history the Capitals accomplished the feat. The Capitals have won two straight games on the road that have required overtime, but the prior three occurrences required a shootout in one of the victories (March 25, 2008 at Carolina: 3-2 SO win, March 27 at Tampa Bay: 4-3 overtime win; March 6, 2011 at Florida: 3-2 win OT, March 7, 2011 at Tampa Bay: 2-1 SO win; March 5, 2016 at Boston: 2-1 OT win, March 7, 2016 at Anaheim: 2-1 SO win), per NHL Stats.

2018-19 Capitals Notes

Seven-Game Streaks

The Capitals recorded two seven-game win streaks in 2018-19 (Feb. 24 through March 10, Nov. 16 through Nov. 30). It marked the second time in franchise history the Capitals recorded two seven game win streaks in a season (7-0-0 from Nov. 30, 1992 through Dec. 12, 1992 and Feb. 9 through Feb. 23, 1993).

Strong Finish

The Capitals finished the last 22 games of the season with a 15-6-1 record and didn't lose consecutive games in regulation after Jan. 18 - Jan. 20. After Feb. 21, the Capitals ranked second in the NHL in wins (15), first in points (31) and tied for fourth in goals for (75).

Feeling Twenty, Too

The Capitals were tied with the Columbus Blue Jackets with the most players with at least 20 goals (Alex Ovechkin: 51; T.J. Oshie: 25; Jakub Vrana: 24; Tom Wilson, Nicklas Backstrom and Brett Connolly: 22; Evgeny Kuznetsov: 21), however, Washington was the only team that did not acquire any of their 20 goal scorers via trade at some point last season. It marked the fifth time in franchise history the team skated seven different players with at least 20 goals (1992-93: nine 20+ goal scorers; 1982-83, 1983-84, 1991-92, 2009-10: seven 20+ goal scorers)

Going for 30

Nine different players recorded at least 30 points last season (Alex Ovechkin, Nicklas Backstrom, Evgeny Kuznetsov, John Carlson, T.J. Oshie, Jakub Vrana, Brett Connolly, Tom Wilson and Lars Eller), one more player than the previous 2017-18 season.

A Rare Pair of Firsts

Dmitrij Jaskin and Travis Boyd each scored their first goal as a Capital in Washington's 4-0 win over the Columbus Blue Jackets on Dec. 8. That marked the 10th time since 1995 the Capitals had two players score their first goal as Capitals in the same game and the first time since Evgeny Kuznetsov and Dustin Penner did so on March 25, 2014 against the Los Angeles Kings.

Two Firsts

Defensemen Tyler Lewington and Madison Bowey each scored their first career NHL goal to help the Capitals defeat the Ottawa Senators 3-2 on Dec. 29. The pair became the first defensemen in franchise history to each score their first career regular season goal in the same game and the 19th pair to do so in NHL history.

The Second is Ours

The Capitals scored 103 goals in the second period last year, the second most in the NHL (Pittsburgh: 104). That marked the most goals the Capitals recorded in the second period since 2009-10 (103) and just the 11th time in franchise history the Capitals recorded at least 103 goals in the second period in a season.

2018-19 Capitals Notes

Shots Fired
The Capitals recorded 58 shots against the Tampa Bay Lightning on March 20, establishing a new franchise single-game record. It also marked the most shots any team recorded last season.

Perfect Attendance
Two Capitals (Jakub Vrana and Dmitry Orlov) played in all 82 games last season. Orlov has played in all 82 games in four straight seasons, and his 346 consecutive game streak is the fifth-longest active streak in the NHL.

SRO
For the 10th consecutive season, the Capitals sold out every home game and set a franchise record with 454 consecutive sellouts at Capital One Arena (including playoffs) dating back to the 2008-09 season (3/5/09-present).

Mr. 1000
Brooks Orpik played in his 1,000th career NHL game against the St. Louis Blues on Jan. 14. Orpik became the 334th all-time player, 113th defenseman and 29th active player to play in 1,000 NHL games. Since joining Washington at the start of the 2014-15 season, Orpik ranks first in hits (961) and second in blocked shots (672) among Capitals defensemen. At 38 years and 110 days old, Orpik became the 14th oldest player to play in his 1,000th career game.

Year of Carly
Following last season, John Carlson has 403 career points (90g, 312a). He is the fifth defenseman in franchise history to record 400 points (Calle Johansson: 474 points; Scott Stevens: 429; Kevin Hatcher: 426; Sergei Gonchar: 416). Since Carlson recorded his first career point on Jan. 21, 2010, his 403 points are tied for 10th among NHL defensemen, and he is one of only three defensemen selected in the 2008 NHL Draft to have recorded 400 points (Erik Karlsson: 563; Drew Doughty: 467). Carlson's 70 points last season (13g, 57a) ranked fourth in the NHL among defensemen, while his 57 assists were tied for second. Prior to this season, Carlson's career average in goals, assists and points per game were 0.13, 0.42 and 0.55, respectively. In 2018-19, Carlson averaged 0.16, 0.71 and 0.87, respectively.

300 Helpers
Carlson recorded his 300th career assist on Feb. 18 against the Los Angeles Kings to become the third defenseman in franchise history (Calle Johansson: 361 assists; Scott Stevens: 331 assists), the fourth player from the 2008 NHL Draft class (and the third defenseman), and the 20th American-born defenseman all-time to reach the mark.

Moving on Up
Carlson recorded his 87th career goal against the Ottawa Senators on Feb. 26, passing Larry Murphy (86) for the sixth most all-time by a Capitals defenseman.

Osh-Babe
Since the Capitals acquired T.J. Oshie in 2015, his 208 points (102g, 106a) rank 13th among right wings in the NHL, and his 102 goals are tied for 10th. Oshie finished with 25 goals last season, the second most on the Capitals, and 212 goals in his career. Only 54 players have reached the 200-goal milestone since 2008-09, when Oshie made his NHL debut, and Oshie ranks 42nd among active players during that span. Since joining the Capitals in 2015-16, Oshie has recorded 102 goals in 290 games to rank second on the Capitals (Alex Ovechkin: 183), which is tied for the 40th most in the NHL during that span, and his 17.1 shooting percentage is fourth in the NHL among players with at least 200 games played.

500 on Valentine's Day
Oshie recorded three points (2g, 1a) against the San Jose Sharks on Feb. 14, reaching the 500 point mark for his career (205g, 295a). Oshie became just the seventh player from the 2005 NHL Draft class to reach the 500-point mark.

700 Club
T.J. Oshie played in his 700th career game on Jan. 15 against the Nashville Predators, becoming the seventh forward from his draft class to reach the 700 games mark.

Willy's World
Tom Wilson recorded 22 goals last season, the first time he's reached the 20-goal mark. He's the ninth player from the 2012 NHL Draft class to record a 20-goal season. Additionally, Wilson's 40 points (22g, 18a) set a new single season high, surpassing his previous high set last year (14g, 21a), despite playing in 15 fewer games.

Streaking Willy
Wilson scored a power play goal on Dec. 2, 2018 against the Anaheim Ducks, marking his sixth-straight game with a goal and eighth-straight game with a point, the longest goal and point streaks of his career. According to the Elias Sports Bureau, Wilson's six game goal streak was one of six occurrences by a Capital since 2000-01 and the first six-game goal streak since Alex Semin's six-game goal streak set in 2009 (Feb. 26 through March 8).

400 Club
Wilson played in his 400th game as a Capital against the Devils on Nov. 30, and he became the 40th player in franchise history to reach the mark. At 24 years and 246 days old, Wilson became the fourth youngest Capital to reach the 400-game mark.

2018-19 Capitals Notes

Nice and Kuzy

Evgeny Kuznetsov recorded 72 points (21g, 51a) last season, and his 0.95 points per game rate ranked second on the Capitals (Alex Ovechkin: 1.10). Kuznetsov's 0.67 assists per game last season ranked second on the team and tied for 16th among forwards in the NHL among players with at least 70 games played this season. Among active players with at least 300 games played, Kuznetsov's career 0.57 assists per game rate is tied for 13th.

Kuzy 300

Following a two-assist performance against the Detroit Red Wings on Jan. 6, Kuznetsov reached the 300 point mark (87g, 214a) in his 375th game. Kuznetsov became the eighth player to debut with the Capitals franchise and record his 300th point in 375 games or fewer with the club, a list that includes current teammates Alex Ovechkin (237 games) and Nicklas Backstrom (293 games), and the 25th player in franchise history to reach the mark.

Go Conno

Last season, Brett Connolly's 46 points (22g, 24a) ranked seventh on the Capitals, and his point total marked a new single season high (previously: 2017-18: 15g, 12a). His 22 goals and 24 assists were each new career highs. Connolly was the only player in the NHL that accumulated 46 points and averaged 13:20 minutes or less a game. No player had recorded at least 46 points in a season while averaging 13:20 or fewer in the previous 12 seasons (most recent: Pittsburgh's Michel Ouellet: 48 points, 13:20 TOI, 2006-07). Since joining Washington in 2016-17, Connolly's recorded 96 points and averaged 12:06 minutes per game, the least amount of time per game of any player with at least 96 points during that span.

Young V

Jakub Vrana set career highs in goals (24), assists (23) and points (47) and ranked third on the team in goals last season. Vrana was on the ice for 59 goals at five-on-five last season and just 37 goals against, the best differential among forwards on the Capitals.

Nisky Business

Matt Niskanen scored the game-winning goal in overtime against the New York Rangers on Oct. 17. That marked Niskanen's second career overtime goal (both with Washington) and marked the 21st time in franchise history a defenseman scored a goal in overtime. Niskanen is one of four defensemen in franchise history to record at least two overtime goals (Mike Green: 8g; John Carlson: 2g; Calle Johansson: 2g).

Top Line Stevie

Chandler Stephenson was slotted on the top line with Alex Ovechkin and Evgeny Kuznetsov against the Toronto Maple Leafs on Oct. 13 and scored his first goal of the season 18 seconds into the game, the Capitals' fastest goal of the season. It also marked the 22nd time in franchise history a goal was scored in 18 seconds or less into a game.

2018-19 Capitals Notes

The Djoos Got Loose

Christian Djoos scored a goal on Feb. 11 against the Los Angeles Kings, his first goal of the season. Djoos returned to the lineup on Feb. 9 versus Florida after missing 21 games due to injury.

No Dowd About it

Nic Dowd scored the game-winning and Metro Division-clinching goal on April 4 against the Montreal Canadiens, his third game-winning goal of the season and second in a span of four games. Dowd's most recent prior game-winning goal came in regulation on March 28 against the Carolina Hurricanes to earn the Capitals a berth in the 2019 Stanley Cup Playoffs. Dowd finished with eight goals last season, a new career high. Prior to joining the Capitals, Dowd had nine goals in 131 career games between the Los Angeles Kings and Vancouver Canucks.

That A'Boyd

Travis Boyd scored his first career NHL goal against the Columbus Blue Jackets on Dec. 8. Boyd also added an assist on Dmitrij Jaskin's goal that game, marking his second career multi-point game (Nov. 5 at Edmonton, two assists). Boyd would then go on to a three-game goal streak. Boyd finished with five goals and 20 points (5g, 15a) last season.

Big Night for Lew

In his second game of his career on Dec. 29, 2018 against the Ottawa Senators, Tyler Lewington recorded his first career goal, assist and would also add a fighting major, marking a Gordie Howe Hat Trick. Lewington became the first Capitals defenseman since Kevin Hatcher in 1991 to record a Gordie Howe Hat Trick.

Good to Have Hags

Carl Hagelin recorded his first goal as a Capital against the New York Rangers on March 3, becoming the 379th player in franchise history to record a goal.

Solid Additions

Last season, the Capitals were 15-6-1 with Carl Hagelin in the lineup and 14-6-1 with Nick Jensen in the lineup.

2018-19 Season Timeline

OCT. 3: CAPS RAISE CUP BANNER; EARN BLOWOUT WIN

Soon after the Capitals raised their first Stanley Cup banner to the rafters at Capital One Arena, the defending champs went to work. T.J. Oshie scored on the first shift of the season and Evgeny Kuznetsov scored the first of his two power-play goals just 1:47 into the first period as the Capitals beat the Boston Bruins 7-0 on Opening Night. The Capitals scored four power-play goals for the first time in nearly five years, Nicklas Backstrom had three assists including the 800th point of his NHL career and Todd Reirden earned his first career win as an NHL head coach. Braden Holtby made 25 saves as the Capitals set an NHL record with the largest shutout victory by a defending Stanley Cup champion in its first game the following season.

OCT. 22: BACKSTROM COLLECTS 600TH ASSIST; CAPS DOWN CANUCKS

Alex Ovechkin had two goals and four points and Nicklas Backstrom had three assists, including the 600th of his NHL career, as the Capitals beat the Canucks 5-2 at Rogers Arena in Vancouver. Playing in the same building where he was drafted more than a dozen years earlier, Backstrom became the first player from the 2006 draft class – and the first player in Capitals history – to hit the 600-assist mark.

NOV. 7: OSHIE'S LATE-GAME HEROICS DOWN PENGUINS

Despite having to leave the game twice for medical evaluation, T.J. Oshie ultimately delivered late in an early-season win over Pittsburgh. Oshie needed two stitches after taking a high-stick from Pittsburgh's Olli Maatta in the first period and later had to pass concussion protocol after absorbing an elbow from Evgeni Malkin in the third. Oshie returned after each incident, though, and eventually scored the game-winning goal with 1:14 remaining in regulation as the Capitals beat the Penguins 2-1 at Capital One Arena. "My face is a little messed up, but I'm feeling pretty good now," Oshie said after the win. "I passed my concussion test, went out and won the game."

NOV. 13: WILSON SHINES IN DEBUT

Hovering around NHL .500 in mid-November, the Capitals headed out on a four-game road trip with a modest 7-6-3 record and in desperate need of an early-season spark. That spark came in the form of some welcome news as the Capitals were preparing for a game in Minnesota: Tom Wilson's season-opening 20-game suspension had been reduced. He was eligible to play immediately. Wilson made the most of his return with a first-period goal and a fight as the Capitals beat the Wild 5-2 in Minnesota. Beginning with Wilson's season debut, the Capitals closed out the month of November on an 8-1-0 run. Wilson had seven goals and 13 points over the nine-game stretch.

NOV. 26: CAPITALS SWEEP FATHERS/MENTORS TRIP IN NEW YORK

The Capitals secured a New York sweep on their annual Fathers & Mentors Trip with a 4-1 win over the Islanders at Barclays Center. Two days earlier, the Capitals defeated the Rangers at Madison Square Garden. Tom Wilson scored twice in the win over the Islanders with Nicklas Backstrom assisting on both. Backstrom's second assist of the night gave him 826 career points – one clear of Peter Bondra for the second most in franchise history.



DEC. 14: OVECHKIN, CAPS RALLY IN RALEIGH

Alex Ovechkin recorded a hat trick for the second consecutive game and the Capitals rallied from 4-1 down en route to a 6-5 shootout win in Carolina. Jakub Vrana scored in the sixth round of the shootout to secure Washington's largest single-game comeback of the season. Ovechkin's back-to-back hat tricks were among the highlights of a career-high 14-game scoring streak (Nov.16-Dec.15) in which he notched 17 goals and 23 points.

DEC. 22: COPLEY EARNS FIRST CAREER NHL SHUTOUT

In the Capitals' final game before the NHL's Christmas break, backup goaltender Pheonix Copley delivered a holiday treat. The North Pole, Alaska native – whose goaltender mask features inter-locking candy canes – made 35 saves and earned his first career NHL shutout as the Capitals beat the Senators 4-0 in Ottawa.

DEC. 29: LEWINGTON RECORDS GORDIE HOWE HAT-TRICK IN OTTAWA

A week after Pheonix Copley recorded his first career shutout, Tyler Lewington and Madison Bowey became the first set of Capitals defensemen to each score their first career goal in the same game. Playing on Hockey Night in Canada for the second consecutive Saturday in Ottawa, the Capitals beat the Senators 3-2. Lewington had a goal and an assist in the first period, while Bowey netted the eventual game-winning goal just 61 seconds into the second. Lewington capped off a memorable night with a second period fight against Ottawa's Zack Smith. Lewington became the first Capitals defenseman since Kevin Hatcher in 1991 to record a Gordie Howe Hat-Trick (a goal, an assist and a fight in the same game).

2018-19 Season Timeline

JAN. 26: CARLSON IMPRESSES AT ALL-STAR WEEKEND:
Representing the Capitals at the NHL All-Star Game for the first time in his career, John Carlson made the most of the opportunity. Carlson won the Hardest Shot competition with a slapshot clocked at 102.8 MPH. Carlson became the third Capitals player to win the event after Al Iafrate (1993) and Alex Ovechkin (2018). Carlson's All-Star Game selection was among the highlights during one of the best seasons of his career. Carlson had 13 goals and a personal-best 70 points in 80 games while skating a career-high 25:04 per game. He also became the fifth defensemen in franchise history to hit the 400-point plateau as he joined Calle Johansson, Scott Stevens, Kevin Hatcher and Sergei Gonchar.

FEB. 5: OVECHKIN PASSES FEDOROV AS RUSSIAN SCORING LEADER
With a first-period assist against the Vancouver Canucks, Alex Ovechkin recorded his 1180th career point, passing Sergei Fedorov as the top-scoring Russian player in NHL history. Ovechkin assisted on a T.J. Oshie goal just three minutes into the first period as the Capitals went on to beat Vancouver 3-2. Ovechkin broke the record in his 1055th career game – 193 fewer games than Fedorov played. "I talked to him and said it's a huge honor," said Ovechkin, teammates with Fedorov in Washington in 2008-09. "Obviously we have a very good relationship and I'm pretty sure he's pretty happy for me that I beat him."

MARCH 6: HOLTBY EARNS 250TH WIN AS CAPS BEAT FLYERS
Braden Holtby made 27 saves and earned his 250th career win as the Capitals beat the Flyers 5-3 in Philadelphia. Holtby became the second fastest goalie in NHL history to earn 250 wins, hitting the mark in his 409th career game. Only Ken Dryden (250 wins in 381 games) reached the 250-win plateau quicker. "He's been great for us for so many years," Backstrom said of Holtby. "It's impressive. For us as players, we're so proud of him and happy for him – second [fastest] goalie to reach that milestone. Says it all about him, how important he is for us and for the franchise."

MARCH 8: HOLTBY TIES KOLZIG SHUTOUT MARK
Braden Holtby's milestone week continued with a 25-save shutout in a 3-0 win over the New Jersey Devils. Holtby's shutout was the 35th of his NHL career, tying Olie Kolzig for the most in franchise history. "It's shutouts and they've obviously been a little harder to get the last couple of years," Holtby said. "It's cool to be part of an organization long enough to be able to do that." The win also continued Holtby's dominance over the Devils as he improved to 17-3-3 lifetime against New Jersey with a 1.94 goals-against average, .927 save percentage and five shutouts.

MARCH 19: BACKSTROM HITS HALF-CENTURY MARK AGAIN
The Capitals had a goal from all four lines and Nicklas Backstrom picked up his 50th assist of the season as the Capitals beat the Devils 4-1 at Prudential Center. Brett Connolly had the eventual game-winning goal with his 20th lamp-lighter of the season. It marked the first 20-goal season of Connolly's career. Backstrom later assisted on a Tom Wilson insurance marker to secure his sixth consecutive 50-assist campaign. Backstrom is the 25th player in NHL history to have as many as six consecutive seasons with 50 assists or more. Of the 24 players who reached the feat before Backstrom, all but two are in the Hockey Hall of Fame. The two exceptions? Joe Thornton (still active) and Henrik Sedin (recently retired), who are net yet eligible for HHOF enshrinement.

MARCH 30: OVECHKIN NETS 50TH; CAPS DOWN LIGHTNING
Nicklas Backstrom, T.J. Oshie and Alex Ovechkin had two goals each as the Capitals beat the Presidents' Trophy winning Tampa Bay Lightning 6-3 at Amalie Arena. Backstrom opened the scoring in the first period with his 20th goal of the season. That gave the Capitals seven 20-goal scorers in the same season for the first time since 2009-10. Ovechkin scored twice in the third period to secure his eighth career 50-goal campaign. Only Wayne Gretzky and Mike Bossy (nine each) have had more 50-goal seasons in NHL history.

APRIL 4: CAPS SECURE 4TH CONSECUTIVE METRO CROWN
Lars Eller and Nic Dowd both scored and Braden Holtby made 33 saves as the Capitals beat the Montreal Canadiens 2-1 and clinched a fourth consecutive Metropolitan Division title. The Capitals (2007-08 to 2010-11 and 2015-16 to 2008-19) joined the Boston Bruins (1927-28 to 1930-31 and 1975-76 to 1978-79) as the only franchises to win four consecutive division titles on multiple occasions.



2018-19 Individual Statistics

Players	GP	G	A	P	+/-	PIM	PPG	SH	GW	OT	S	S%	TOI/G	Sft/G	FO%
Alex Ovechkin	81	51	38	89	7	40	18	0	5	0	338	15.1	20:55	20.8	20.0
Nicklas Backstrom	80	22	52	74	2	30	7	0	5	1	169	13.0	19:57	22.0	48.6
Evgeny Kuznetsov	76	21	51	72	7	50	8	0	3	2	193	10.9	18:47	19.8	38.7
John Carlson	80	13	57	70	21	34	3	0	1	1	186	7.0	25:04	25.5	0.0
TJ Oshie	69	25	29	54	5	36	6	1	4	0	143	17.5	18:24	20.8	47.9
Jakub Vrana	82	24	23	47	20	27	1	0	4	0	161	14.9	14:02	17.3	40.0
Brett Connolly	81	22	24	46	13	24	1	0	5	0	139	15.8	13:20	15.6	29.0
Tom Wilson	63	22	18	40	11	128	3	2	2	0	130	16.9	18:09	21.3	54.7
Lars Eller	81	13	23	36	-1	37	0	1	1	1	163	8.0	16:32	19.5	49.0
Dmitry Orlov	82	3	26	29	3	33	0	0	0	0	101	3.0	21:38	23.3	0.0
Andre Burakovsky	76	12	13	25	2	14	1	0	4	0	100	12.0	11:08	13.9	35.0
Matt Niskanen	80	8	17	25	-3	41	1	0	1	1	143	5.6	21:56	23.9	0.0
Michal Kempny	71	6	19	25	24	60	0	0	3	0	111	5.4	19:11	22.0	0.0
Nic Dowd	64	8	14	22	10	20	0	0	3	0	47	17.0	10:18	13.5	51.9
Travis Boyd	53	5	15	20	6	6	0	0	1	0	35	14.3	9:50	13.1	36.2
Chandler Stephenson	64	5	6	11	-13	0	0	1	0	0	36	13.9	12:07	15.7	49.5
Carl Hagelin	20	3	8	11	7	10	0	0	1	0	35	8.6	14:56	18.6	42.9
Christian Djoos	45	1	9	10	9	4	0	0	0	0	33	3.0	13:34	17.4	0.0
Brooks Orpik	53	2	7	9	8	32	0	0	0	0	43	4.7	15:40	19.4	0.0
Devante Smith-Pelly	54	4	4	8	-6	15	0	0	0	0	60	6.7	10:51	14.4	39.0
Dmitrij Jaskin	37	2	6	8	-5	6	0	0	0	0	48	4.2	10:05	12.5	0.0
Madison Bowey	33	1	5	6	3	38	0	0	1	0	34	2.9	13:45	17.5	0.0
Nick Jensen	20	0	5	5	3	4	0	0	0	0	28	0.0	17:00	19.9	0.0
Jonas Siegenthaler	26	0	4	4	6	10	0	0	0	0	12	0.0	14:09	18.5	0.0
Tyler Lewington	2	1	1	2	3	7	0	0	0	0	3	33.3	13:48	20.0	0.0
Nathan Walker	3	0	1	1	1	2	0	0	0	0	2	0.0	8:09	10.7	0.0

Goaltenders	GP	GS	W	L	OT	SA	GA	GAA	Sv	Sv%	SO	G	A	PIM	MIN
Braden Holtby	59	58	32	19	5	1795	160	2.82	1635	.911	3	0	2	2	3406
Pheonix Copley	27	24	16	7	3	776	74	2.90	702	.905	1	0	1	0	1529

2018-19 Game-by-Game Results

#	Date	Team	W-L-OT	Record	GF-GA	Scorers	W Goal	PP	PK	SF-SA	W-L Gltdr.	Attend.
1	10/03/2018	BOS	W	01-00-00	7-0	77,92p,8p,26,92p,74p,20	77	4-6	2-2	37-25	70 / 40	18506+
2	10/04/2018	@ PIT	O*	01-00-01	6-7	13,44,8,74,77,77	58	0-2	4-6	36-41	30 / 70	18627+
3	10/10/2018	VGK	W	02-00-01	5-2	92p,8,19p,8,77	19	2-4	3-3	29-31	70 / 29	18506+
4	10/11/2018	@ NJD	L	02-01-01	0-6		21	0-4	3-4	21-36	1 / 1	16514+
5	10/13/2018	TOR	L	02-02-01	2-4	18,92p	32	1-3	2-3	27-28	31 / 70	18506+
6	10/17/2018	NYR	W*	03-02-01	4-3	74,8p,8p,2	2	2-4	2-4	38-32	70 / 30	18506+
7	10/19/2018	FLA	O**	03-02-02	5-6	74,10,13,25,19p	11	1-3	5-7	31-30	39 / 1	18506+
8	10/22/2018	@ VAN	W	04-02-02	5-2	74,92p,8,8p,77	8	2-5	2-3	33-24	70 / 31	17227
9	10/25/2018	@ EDM	L	04-03-02	1-4	65	93	0-1	3-4	32-32	33 / 70	18347+
10	10/27/2018	@ CGY	W**	05-03-02	4-3	13,77p,2	19	1-3	3-4	27-30	1 / 41	17832
11	11/01/2018	@ MTL	L	05-04-02	4-6	20,8,20,8	13	0-1	2-2	31-44	31 / 70	20279
12	11/03/2018	DAL	O*	05-04-03	3-4	19,10,92p	16	1-3	2-2	32-37	30 / 70	18506+
13	11/05/2018	EDM	W	06-04-03	4-2	13,25,77,8p	77	1-2	3-4	23-33	1 / 33	18506+
14	11/07/2018	PIT	W	07-04-03	2-1	8p,77	77	1-6	2-3	22-42	70 / 1	18506+
15	11/09/2018	CBJ	L	07-05-03	1-2	2p	91	1-5	1-3	34-36	72 / 70	18506+
16	11/11/2018	ARI	L	07-06-03	1-4	19	14	0-2	4-6	39-22	35 / 70	18506+
17	11/13/2018	@ MIN	W	08-06-03	5-2	9,43,65,9,77	65	0-2	5-6	33-28	1 / 40	19101+
18	11/14/2018	@ WPG	L	08-07-03	1-3	13	7	0-3	2-3	28-24	37 / 1	15321+
19	11/16/2018	@ COL	W*	09-07-03	3-2	25,8,19p	19	1-3	2-2	29-26	1 / 31	18050+
20	11/19/2018	@ MTL	W*	10-07-03	5-4	10,8,19,8p,20	20	1-2	3-4	34-44	70 / 31	21911+
21	11/21/2018	CHI	W	11-07-03	4-2	43,65p,6,25	6	1-3	3-3	27-39	70 / 50	18506+
22	11/23/2018	DET	W	12-07-03	3-1	43,6,8	6	0-3	3-3	20-32	70 / 45	18506+
23	11/24/2018	@ NYR	W	13-07-03	5-3	26,13,8,10,43	10	0-2	2-2	28-30	1 / 40	16884
24	11/26/2018	@ NYI	W	14-07-03	4-1	43,26,43p,8	26	1-2	4-4	24-33	70 / 1	9072
25	11/30/2018	NJD	W	15-07-03	6-3	19,43s,65,19p,8,19	19	1-4	5-5	31-36	70 / 1	18506+
26	12/02/2018	ANA	L	15-08-03	5-6	19,18,43p,92,26	20	1-5	1-3	32-25	30 / 70	18506+
27	12/04/2018	@ VGK	L	15-09-03	3-5	13,8,13	88	0-4	4-6	26-28	29 / 70	18275+
28	12/06/2018	@ ARI	W	16-09-03	4-2	13,2,65,8	65	0-1	2-2	29-29	1 / 31	11910
29	12/08/2018	@ CBJ	W	17-09-03	4-0	10,23,8,72	10	0-3	4-4	28-28	70 / 72	18501+
30	12/11/2018	DET	W	18-09-03	6-2	10p,72,8,8,77p,8	8	2-2	1-1	25-37	70 / 45	18506+
31	12/14/2018	@ CAR	W**	19-09-03	6-5	8,43,8,72,8p	13	1-2	3-6	29-27	70 / 33	14446
32	12/15/2018	BUF	W**	20-09-03	4-3	10,13,8	8	0-4	1-3	38-29	1 / 40	18506+
33	12/19/2018	PIT	L	20-10-03	1-2	20	17	0-5	3-4	32-30	30 / 70	18506+
34	12/21/2018	BUF	W	21-10-03	2-1	18s,43	43	0-4	4-4	24-37	70 / 40	18506+
35	12/22/2018	@ OTT	W	22-10-03	4-0	10,2,13,6	10	0-3	2-2	33-35	1 / 33	15605
36	12/27/2018	CAR	W	23-10-03	3-1	18,77p,74	77	1-4	4-4	33-29	70 / 34	18506+
37	12/29/2018	@ OTT	W	24-10-03	3-2	43,78,22	22	0-0	1-1	24-33	1 / 35	16808
38	12/31/2018	NSH	L	24-11-03	3-6	6,13,18	89	0-1	2-3	25-34	35 / 70	18506+
39	01/03/2019	@ STL	L	24-12-03	2-5	8,10	70	0-3	3-4	25-42	34 / 70	17200
40	01/04/2019	@ DAL	O*	24-12-04	1-2	20	91	0-3	2-3	37-29	35 / 1	18532+
41	01/06/2019	@ DET	W	25-12-04	3-2	43,72,6	6	0-4	3-3	34-25	70 / 35	19515+

* Overtime ** Shootout s Shorthanded goal p Power-play goal ps Penality shot e Empty net goal + Sellout

2018-19 Game-by-Game Results

#	Date	Team	W-L-OT	Record	GF-GA	Scorers	W Goal	PP	PK	SF-SA	W-L Gltdr.	Attend.
42	01/08/2019	PHI	W	26-12-04	5-3	43,77,13,13p,77s	13	1-4	5-5	25-40	1 / 56	18506+
43	01/10/2019	@ BOS	W	27-12-04	4-2	13,8,19,8	19	0-2	4-5	22-41	70 / 41	17565+
44	01/12/2019	CBJ	O*	27-12-05	1-2	92	9	0-2	2-3	33-22	70 / 1	18506+
45	01/14/2019	STL	L	27-13-05	1-4	8p	29	1-3	1-2	29-37	34 / 1	18506+
46	01/15/2019	@ NSH	L	27-14-05	2-7	19p,77	33	1-2	5-5	28-29	74 / 1	17336+
47	01/18/2019	NYI	L	27-15-05	0-2		12	0-2	2-2	19-25	1 / 70	18605+
48	01/20/2019	@ CHI	L	27-16-05	5-8	44,9,74,74,2	19	0-2	1-2	39-28	60 / 1	21316+
49	01/22/2019	SJS	O*	27-16-06	6-7	8p,65,77,92,8,8	48	1-3	4-6	39-43	31 / 70	18506+
50	01/23/2019	@ TOR	L	27-17-06	3-6	19p,8,2	43	1-1	0-1	44-37	31 / 70	19148+
51	02/01/2019	CGY	W	28-17-06	4-3	26,23,43,92p	92	1-4	2-2	40-30	70 / 41	18506+
52	02/03/2019	BOS	L	28-18-06	0-1		46	0-3	3-3	24-39	40 / 70	18506+
53	02/05/2019	VAN	W	29-18-06	3-2	77,10,13	13	0-1	2-2	31-32	70 / 25	18506+
54	02/07/2019	COL	W*	30-18-06	4-3	65,92p,2,92	92	1-6	2-2	42-37	1 / 1	18506+
55	02/09/2019	FLA	O*	30-18-07	4-5	10,20,10,92	68	0-1	3-4	30-31	1 / 70	18506+
56	02/11/2019	LAK	W	31-18-07	6-4	8p,10,92,29,13,92	13	1-4	2-3	31-33	1 / 32	18506+
57	02/12/2019	@ CBJ	L	31-19-07	0-3		91	0-1	4-4	20-32	72 / 70	15701
58	02/14/2019	@ SJS	W	32-19-07	5-1	77p,13,8,77,43	13	1-4	1-1	29-26	70 / 31	17562+
59	02/17/2019	@ ANA	L	32-20-07	2-5	8,74	14	0-3	2-4	25-39	30 / 70	17495+
60	02/18/2019	@ LAK	W	33-20-07	3-2	8p,10,8p	8	2-2	3-3	21-28	1 / 36	18230+
61	02/21/2019	@ TOR	W	34-20-07	3-2	8p,10,43s	43	1-3	2-2	28-42	70 / 31	19378+
62	02/23/2019	@ BUF	L	34-21-07	2-5	8,65	26	0-2	3-4	33-38	40 / 70	19070+
63	02/24/2019	NYR	W*	35-21-07	6-5	19,6,43p,26,19,92	92	1-3	3-4	35-31	1 / 30	18506+
64	02/26/2019	OTT	W	36-21-07	7-2	43,20,74p,77,10,77,92	74	1-1	0-1	37-23	70 / 31	18506+
65	03/01/2019	@ NYI	W	37-21-07	3-1	13,8p,77	8	1-3	2-2	28-21	70 / 1	13971+
66	03/03/2019	@ NYR	W**	38-21-07	3-2	62,65	8	0-4	2-2	39-24	70 / 40	17517
67	03/06/2019	@ PHI	W	39-21-07	5-3	43,10,8p,65,19	65	1-3	1-1	35-30	70 / 37	19232
68	03/08/2019	NJD	W	40-21-07	3-0	65,19p,20s	65	1-5	6-6	36-25	70 / 29	18506+
69	03/10/2019	WPG	W	41-21-07	3-1	19,62,20	62	0-2	5-5	18-34	1 / 37	18506+
70	03/12/2019	@ PIT	L	41-22-07	3-5	13,13,74p	81	1-2	2-4	41-30	30 / 70	18640+
71	03/14/2019	@ PHI	W	42-22-07	5-2	10,20,10,43,92	10	0-3	4-4	32-24	70 / 79	19475+
72	03/16/2019	@ TBL	L	42-23-07	3-6	74,8p,8	81	1-4	4-4	34-35	88 / 70	19092+
73	03/19/2019	@ NJD	W	43-23-07	4-1	65,10,92,43	10	0-1	2-2	22-21	1 / 29	14815
74	03/20/2019	TBL	O*	43-23-08	4-5	20,62,77p,92	77	1-6	0-3	58-28	88 / 70	18506+
75	03/22/2019	MIN	L	43-24-08	1-2	10	19	0-3	1-1	22-27	40 / 70	18506+
76	03/24/2019	PHI	W	44-24-08	3-1	43,72,13	72	0-2	3-4	30-36	70 / 37	18506+
77	03/26/2019	CAR	W	45-24-08	4-1	77,8,74,19	8	0-2	0-0	28-28	70 / 34	18506+
78	03/28/2019	@ CAR	W	46-24-08	3-2	10,13,26	26	0-1	1-1	20-26	70 / 35	14680
79	03/30/2019	@ TBL	W	47-24-08	6-3	19,77,77p,19,8,8p	19	2-5	2-3	35-28	70 / 88	19092+
80	04/01/2019	@ FLA	L	47-25-08	3-5	92,19,13	22	0-2	2-2	30-34	1 / 1	14376
81	04/04/2019	MTL	W	48-25-08	2-1	20,26	26	0-1	0-1	31-34	70 / 31	18506+
82	04/06/2019	NYI	L	48-26-08	0-3		51	0-2	1-1	29-24	40 / 1	18506+

* Overtime ** Shootout s Shorthanded goal p Power-play goal ps Penality shot e Empty net goal + Sellout

2018-19 Results

GOALS BY PERIOD

	1	2	3	OT	T	Avg
Washington Capitals:	87	103	79	5	274	(3.3 avg.)
Opponents:	66	83	92	7	248	(3.0 avg.)

SHOTS BY PERIOD

	1	2	3	OT	T	Avg
Washington Capitals:	809	887	768	28	2492	(30.4 avg.)
Opponents:	818	878	844	44	2584	(31.5 avg.)

POWER PLAY

	G	Att	%
Overall:	49	236	20.8 (12th NHL)
Home:	30	133	22.6 (9th NHL)
Road:	19	103	18.4 (19th NHL)

PENALTY KILLING

	G	Att	%
Overall:	55	261	78.9 (24th NHL)
Home:	30	130	76.9 (22nd NHL)
Road:	25	131	80.9 (12th NHL)

PENALTIES

GP	Min	Avg./Rank
82	730	8.9 (T-21st NHL)

2018-19 Home and Road Statistics

HOME

Player	G	A	P	+/-
Evgeny Kuznetsov	17	29	46	6
Alex Ovechkin	19	24	43	5
Nicklas Backstrom	13	28	41	8
John Carlson	6	28	34	18
T.J. Oshie	14	12	26	8
Lars Eller	8	13	21	8
Brett Connolly	10	10	20	5
Jakub Vrana	9	11	20	7
Tom Wilson	10	8	18	10
Andre Burakovsky	5	8	13	2
Michal Kempny	4	9	13	9
Nic Dowd	5	7	12	5
Matt Niskanen	3	8	11	-2
Travis Boyd	2	9	11	6
Dmitry Orlov	0	9	9	4
Chandler Stephenson	5	3	8	-3
Devante Smith-Pelly	3	4	7	4
Carl Hagelin	2	3	5	4
Dmitrij Jaskin	1	4	5	-2
Christian Djoos	1	3	4	5
Brooks Orpik	0	4	4	10
Nick Jensen	0	2	2	5
Nathan Walker	0	1	1	1
Madison Bowey	0	1	1	2
Jonas Siegenthaler	0	0	0	1

ROAD

Player	G	A	P	+/-
Alex Ovechkin	32	14	46	2
John Carlson	7	29	36	3
Nicklas Backstrom	9	24	33	-6
T.J. Oshie	11	17	28	-3
Jakub Vrana	15	12	27	13
Brett Connolly	12	14	26	8
Evgeny Kuznetsov	4	22	26	1
Tom Wilson	12	10	22	1
Dmitry Orlov	3	17	20	-1
Lars Eller	5	10	15	-9
Matt Niskanen	5	9	14	-1
Andre Burakovsky	7	5	12	0
Michal Kempny	2	10	12	15
Nic Dowd	3	7	10	5
Travis Boyd	3	6	9	0
Carl Hagelin	1	5	6	3
Christian Djoos	0	6	6	4
Brooks Orpik	2	3	5	-2
Madison Bowey	1	4	5	1
Jonas Siegenthaler	0	4	4	5
Dmitrij Jaskin	1	2	3	-3
Nick Jensen	0	3	3	-2
Chandler Stephenson	0	3	3	-10
Tyler Lewington	1	1	2	3
Devante Smith-Pelly	1	0	1	-10
Nathan Walker	0	0	0	0

2018-19 Situational Statistics

GOALS BY PERIOD

	1st	2nd	3rd	OT
Nicklas Backstrom	6	6	9	1
Madison Bowey		1		
Travis Boyd	1	2	2	
Andre Burakovsky	6	3	3	
John Carlson	4	4	5	
Brett Connolly	10	9	3	
Pheonix Copley				
Christian Djoos		1		
Nic Dowd	1	5	2	
Lars Eller	5	3	3	1
Carl Hagelin	1	2		
Braden Holtby				
Dmitrij Jaskin	2			
Nick Jensen				
Michal Kempny	2	2	2	
Evgeny Kuznetsov	2	7	9	2
Tyler Lewington	1			
Matt Niskanen	1	3	3	1
Dmitry Orlov	1	1	1	
Brooks Orpik	2			
T.J. Oshie	8	8	9	
Alex Ovechkin	11	24	16	
Devante Smith-Pelly	1	2	1	
Chandler Stephenson	2	3		
Jakub Vrana	10	8	6	
Nathan Walker				
Tom Wilson	10	7	5	
Total	**88**	**103**	**79**	**5**

SITUATIONAL GOALS

	For	Against
5 on 5:	197	161
5 on 4:	44	5
5 on 3:	3	0
4 on 4:	2	0
4 on 3:	1	0
3 on 3:	4	4
3 on 4:	0	3
3 on 5:	0	2
4 on 5:	3	51
Empty Net:	16	14
Penalty Shots:	0	0
Total:	274	248

Quickest back-to-back goals scored: 0:20, 2/18/19 at LA
Quickest back-to-back goals scored, one player: 0:21, T.J. Oshie, 10/4/18 at PIT
Quickest back-to-back goals allowed: 0:02, 11/1/18 at MTL
Fastest goal to start a game: 0:18, Chandler Stephenson, 10/13/18 vs. TOR
Fastest goal allowed to start a game: 0:12, Joe Pavelski, 1/22/19 vs. SJ
Fastest goal to start a period: 0:08, Tom Wilson, 11/30/18 vs. NJD, 2nd
Fastest goal allowed to start a period: 0:07, Derick Brassard, 2/9/19 vs. FLA, 2nd
Fastest goal after an opponent's goal: 0:04, T.J. Oshie, 1/9/19 vs. PHI, 3rd

5-on-3 PP Goals/Opp.: 2-4/2:28
5-on-3 PK Kill/Opp.: 1-4/3:41
4-on-4 Goals/Opp.: 1-42/60:56
4-on-3 PP Goals/Opp.: 0-1/0:13
4-on-3 PK Kill/Opp.: 4-5/6:24
3-on-3 Goals/Opp.: 4-14/42:22

2018-19 Situational Statistics

Last 10 Games:	6 - 3 - 1
1-Goal Games:	19 - 5 - 8
2-Goal Games	13 - 7
3-Goal Games	16 - 14
Scoring first	32 - 9 - 1
Opponent scoring first	16 - 17 - 7
Leading after 1 period	27 - 7 - 3
Trailing after 1 period	7 - 10 - 5
Tied after 1 period	14 - 9 - 0
Leading after 2 periods	37 - 3 - 1
Trailing after 2 periods	4 - 17 - 6
Tied after 2 periods	7 - 6 - 1
Overtime:	9 - 8
Shootout:	3 - 1
SCORING FIVE OR MORE GOALS	17-2-3
SCORING FOUR GOALS	13-1-2
SCORING THREE GOALS	14-6-1
SCORING TWO GOALS	4-5-0
SCORING ONE GOAL	0-7-2
NOT SCORING (not incl. shootout)	0-5-0
ALLOWING FIVE OR MORE GOALS	2-14-5
ALLOWING FOUR GOALS	2-4-1
ALLOWING THREE GOALS	10-3-0
ALLOWING TWO GOALS	19-4-2
ALLOWING ONE GOAL	12-1-0
NOT ALLOWING A GOAL (not incl. shootout)	4-0-0

Out shooting opponent	21-8-4
Outshot by opponent:	24-17-4
Even shots:	3-1-0
Washington has 10-19 shots on net:	1-1-0
Washington has 20-29 shots on net:	24-13-0
Washington has 30-39 shots on net:	22-8-7
Washington has 40+ shots on net:	2-2-1
Opponent has 10-19 shots on net:	0-0-0
Opponent has 20-29 shots on net:	21-10-3
Opponent has 30-39 shots on net:	21-13-4
Opponent has 40+ shots on net:	6-2-2
Washington has more penalties than opponent:	19-10-5
Opponent has more penalties:	17-5-2
Penalties are even:	12-10-1
Washington scores on the power play:	28-8-4
Opponent scores on the power play:	16-17-7
Washington fails to score on the power play:	20-18-4
Opponent fails to score on the power play:	32-9-1
October:	5-3-2
November:	10-4-1
December:	9-4-0
January:	3-6-3
February:	9-4-1
March:	11-3-1
April:	1-2-0

Playing on a Monday:	6-3-0
Playing on a Tuesday:	7-4-1
Playing on a Wednesday:	6-2-1
Playing on a Thursday:	9-4-1
Playing on a Friday:	8-2-2
Playing on a Saturday:	7-5-3
Playing on a Sunday:	5-5-0
Record in first of back-to-back games:	8-4-1
Record in second of back-to-back games:	5-5-3
Record in second following a win:	3-3-2
Record in second following a loss:	2-1-1
At night:	41-18-8
Afternoon (before 6 p.m.):	7-6-0
vs. Atlantic:	14 - 7 - 3
vs. Metropolitan:	19 - 7 - 2
vs. EASTERN CONFERENCE:	33 - 14 - 5
vs. Central:	5 - 7 - 2
vs. Pacific:	10 - 5 - 1
vs. WESTERN CONFERENCE:	15 - 12 - 3

SCORING BY MONTH

PLAYER	OCT.	NOV.	DEC.	JAN.	FEB.	MARCH	APRIL
Nicklas Backstrom	2-11-13	7-12-19	1-11-12	3-4-7	2-7-8	6-7-13	1-0-1
Madison Bowey	0-0-0	0-4-4	1-1-2				
Travis Boyd		0-5-5	3-2-5	1-4-5	0-1-1	1-3-4	
Andre Burakovsky	1-0-1	3-3-6	1-0-1	1-3-4	2-6-8	4-0-4	0-1-1
John Carlson	5-9-14	0-13-13	1-10-11	2-7-9	2-7-9	3-9-12	0-1-1
Brett Connolly	1-6-7	3-3-6	4-5-9	1-2-3	7-3-10	6-4-10	0-1-1
Pheonix Copley			0-1-1				
Christian Djoos	0-2-2	0-1-1	0-1-1		1-1-2	0-3-3	
Nic Dowd	1-1-2	2-1-3	1-7-8		2-1-3	1-4-5	1-0-1
Lars Eller	1-4-5	3-6-9	0-1-1	1-4-5	2-6-8	4-2-5	1-0-1
Carl Hagelin						3-7-10	0-1-1
Braden Holtby	0-1-1						
Dmitrij Jaskin	0-1-1	0-2-1	1-3-4		1-0-1		
Nick Jensen						0-5-5	
Michal Kempny	0-1-1	2-5-7	2-2-4	1-3-4	1-3-4	0-5-5	
Evgeny Kuznetsov	5-10-15	1-6-7	1-11-12	2-5-7	8-9-17	3-10-13	1-0-1
Tyler Lewington			1-1-2				
Matt Niskanen	2-3-5	1-5-6	2-2-4	2-2-4	1-2-3	0-2-2	0-1-1
Dmitry Orlov	0-1-1	2-6-8	0-3-3	1-2-3	0-5-5	0-8-8	
Brooks Orpik	1-1-2			1-1-2	0-3-3	0-2-2	
T.J. Oshie	6-4-10	3-1-4	2-0-2	4-8-12	5-6-11	5-7-12	0-2-2
Alex Ovechkin	8-6-14	11-6-17	10-4-14	8-4-12	7-10-17	7-7-14	0-1-1
Jonas Siegenthaler			0-3-3	0-1-1			
Devante Smith-Pelly	1-1-2	3-1-4	0-2-2				
Chandler Stephenson	1-1-2	0-2-2	4-1-5	0-1-1		0-1-1	
Jakub Vrana	3-2-5	3-6-9	6-1-7	3-4-7	3-8-11	5-2-7	1-0-1
Nathan Walker	0-1-1						
Tom Wilson		7-6-13	4-1-5	2-2-4	5-5-10	4-3-7	

2018-19 Statistics & Notes

CAPITALS MULTIPLE GAMES

	Goals			Assists			Points			
	2	3+	Total	2	3+	Total	2	3	4	Total
Nicklas Backstrom	2	1	3	5	4	9	11	4	2	17
Madison Bowey										
Travis Boyd				1		1	2			2
Andre Burakovsky				2		2	3			3
John Carlson	1		1	12	2	14	17	3		20
Brett Connolly	2		2	2		2	6	2		8
Pheonix Copley										
Christian Djoos										
Nic Dowd					1	1	1	1		2
Lars Eller	1		1	3	1	4	6	1		7
Carl Hagelin				1		1	2			2
Braden Holtby										
Dmitrij Jaskin				1		1	1			1
Nick Jensen										
Michal Kempny				3		3	3			3
Evgeny Kuznetsov	3		3	7	2	9	13	2	2	18
Tyler Lewington							1			1
Matt Niskanen				1		1	4			4
Dmitry Orlov	1		1	3		3	4	1		5
Brooks Orpik										
T.J. Oshie	5		5	7		7	12	4		16
Alex Ovechkin	9	3	12	6		6	17	4	2	23
Devante Smith-Pelly							1			1
Chandler Stephenson							1			1
Jakub Vrana	3		3	2		2	8	1		9
Tom Wilson	1		2	2		2	7	1		8
Total	28	4	32	59	10	69	119	24	6	149

CAPITALS THREE STARS

	1st	2nd	3rd	Selections	Points (5, 3,1)
Nicklas Backstrom	2	6	5	13	33
Madison Bowey					
Travis Boyd		1	2	3	5
Andre Burakovsky	1	2		3	11
John Carlson	1	4	5	10	21
Brett Connolly	2	3		5	19
Pheonix Copley	3		2	5	17
Christian Djoos					
Nic Dowd			1	1	1
Lars Eller		1	4	5	7
Carl Hagelin		1	1	2	4
Braden Holtby	12	6	4	22	82
Dmitrij Jaskin		1		1	3
Nick Jensen					
Michal Kempny	2			2	10
Evgeny Kuznetsov	7	4	3	14	50
Tyler Lewington	1			1	5
Matt Niskanen		2		2	6
Dmitry Orlov	1		1	2	6
Brooks Orpik					
T.J. Oshie	3	2	2	7	23
Alex Ovechkin	9	5	5	18	65
Devante Smith-Pelly		1		1	3
Chandler Stephenson			1	1	1
Jakub Vrana	2	1	4	7	17
Nathan Walker					
Tom Wilson	1	3	2	6	14

RECORD WITH A	GOAL	ASSIST	POINT
MATT NISKANEN	5-3-0	11-4-1	14-6-1
NICK JENSEN	0-0-0	4-1-0	4-1-0
MICHAL KEMPNY	5-1-0	11-3-2	16-4-2
ALEX OVECHKIN	26-8-2	22-6-4	39-14-5
DMITRY ORLOV	1-1-0	15-6-1	15-6-1
BRETT CONNOLLY	15-2-3	14-5-3	24-7-4
JAKUB VRANA	14-5-2	17-3-2	27-8-3
CHANDLER STEPHENSON	2-3-0	3-2-1	5-4-1
NICKLAS BACKSTROM	11-5-2	28-6-4	34-10-5
LARS ELLER	7-2-3	12-2-4	18-4-5
DMITRIJ JASKIN	2-0-0	3-1-1	5-1-1
DEVANTE SMITH-PELLY	3-0-1	3-1-0	5-1-1
NIC DOWD	7-1-0	9-2-1	16-2-1
CHRISTIAN DJOOS	1-0-0	5-1-2	6-1-2
JONAS SIEGENTHALER	0-0-0	4-0-0	4-0-0
TOM WILSON	20-1-0	14-1-1	28-2-1
BROOKS ORPIK	0-1-1	6-0-1	6-1-2
CARL HAGELIN	2-0-1	6-0-1	8-0-1
ANDRE BURAKOVSKY	9-2-1	7-1-3	15-3-4
TRAVIS BOYD	5-0-0	11-2-1	15-2-1
JOHN CARLSON	6-4-2	29-9-4	30-11-5
TYLER LEWINGTON	1-0-0	1-0-0	1-0-0
T.J. OSHIE	16-1-3	12-6-4	23-7-4
NATHAN WALKER	0-0-0	1-0-0	1-0-0
EVGENY KUZNETSOV	10-3-4	28-10-4	31-11-10
PHEONIX COPLEY	0-0-0	1-0-0	1-0-0
BRADEN HOLTBY	0-0-0	1-1-0	1-1-0

2018-19 Highs, Lows & Streaks

TEAM

Most goals, game: 7 – twice, m.r. 2/26/19 vs. OTT
Most goals, period: 4 – three times, m.r. 2/26/19 vs. OTT
Most goals allowed, game: 8 – 1/20/19 at CHI
Most goals allowed, period: 4 – five times, m.r. 3/20/19 vs. TB
Most shots, game: 58 – 3/20/19 vs. TB
Most shots, period: 22 – 3/20/19 vs. TB
Most shots allowed, game: 44 – twice, m.r. 11/19/18 at MTL
Most shots allowed, period: 23 – 10/4/18 at PIT
Fewest shots, game: 18 – 3/10/19 vs. WPG
Fewest shots, period (regulation): 2 – twice, m.r. 1/3/19 at STL
Fewest shots allowed, game: 21 – twice, m.r. 3/19/19 at NJD
Fewest shots allowed, period (regulation): 2 – twice, m.r. 1/4/19 at DAL
Most power-play goals, game: 4 – 10/3/18 vs. BOS
Most power-play goals allowed, game: 3 – twice, m.r. 3/20/19 vs, TB
Most shorthanded goals, game: 1 – three times, m.r. 2/21/19 at TOR
Most shorthanded goals allowed, game: 1 – four times, m.r. 4/1/19 at FLA
Largest margin of victory: 7 – 10/3/18 vs. BOS
Largest margin of defeat: 6 – 6 – 10/11/18 at NJD
Longest winning streak: 7 – twice, m.r. 2/24/19 – 3/10/19: 7-0-0
Longest home winning streak: 5 – 2/11/19 – 3/10/19: 5-0-0
Longest road winning streak: 5 – 12/6/18 – 12/29/18: 5-0-0
Longest losing streak: 4 – 1/14/19 – 1/20/19: 0-4-0
Longest home losing streak: 2 – three times, m.r. 1/14/19 – 1/18/19: 0-2-0
Longest road losing streak: 4 – 1/15/19 – 2/12/19: 0-4-0
Largest deficit overcome in a win: 3, 12/14/18 at CAR
Largest deficit overcome in an OT or SO loss: 3, 10/19/18 vs. FLA
Largest lead surrendered in a regulation loss: 4, 12/2/18 vs.ANA
Largest lead surrendered in an OT or SO loss: 2, 1/22/19 vs. SJ

INDIVIDUAL

Most goals, game: 3 –
Alex Ovechkin, three times, m.r. 1/22/19 vs. SJ
Nicklas Backstrom, 11/30/18 vs. NJD
Most goals, period: 2 –
John Carlson, 1/20/19 at CHI
Nicklas Backstrom, 11/30/18 vs. NJD
Alex Ovechkin: three times, m.r. 3/30/19 at TB
T.J. Oshie: three times, m.r. 3/30/19 at TB
Most assists, game: 4 –
Nicklas Backstrom: 12/11/18 vs. DET
Most points, game: 4 –
Evgeny Kuznetsov, three times, m.r. 2/11/19 vs. LA: (2g, 2a)
Nicklas Backstrom, twice, m.r. 12/11/18 vs. DET: (4a)
Alex Ovechkin, twice, m.r. 1/22/19 vs. SJ: (3g, 1a)
Most power-play goals, game: 2, three times, m.r. Alex Ovechkin, 2/18/19 at LA
Most shorthanded goals, game: 1, three times, m.r. Tom Wilson, 2/21/19 at TOR
Most penalty minutes, game: 17 – Tom Wilson: 2/7/19 vs. COL
Most saves, game: 41 - Braden Holtby: 11/7/18 vs. PIT
Most saves, period: 20 – Braden Holtby, 10/4/18 vs. PIT
Most ice time, game: 29:28, John Carlson, twice, m.r. 3/20/19 vs. TB
Most shots on goal, game: 11 – Alex Ovechkin: 3/20/19 vs. TB
Most face-off wins, game: 20, Nicklas Backstrom, 12/2/18 vs. ANA
Most face-offs taken, game: 31, Nicklas Backstrom, 2/1/19 vs. CGY
Most hits, game: 9, Tom Wilson, 3/12/19 at PIT
Most blocked shots, game: 7, three times, m.r. Matt Niskanen, 4/4/19 vs. MTL
Longest point streak: 14 games – Alex Ovechkin, 11/16/18 – 12/15/18: 17g, 6a
Longest goal streak: 6 games –
Tom Wilson, 11/21/18 – 12/2/18: 7 goals
Alex Ovechkin, 12/4/18 – 12/15/18: 10 goals
Longest assist streak: 8 games – Evgeny Kuznetsov: 11/30/18 – 12/15/18: 9 assists

2018-19 Shootouts & Penalty Shots

SHOOTOUTS

Date	Shootout Score	Rounds	Clinching Goal	Goaltender	Site
10/19/18	Florida 3 - Washington 2	4	Jonathan Huberdeau	Pheonix Copley	Washington
10/27/18	Washington 2 - Calgary 1	4	Nicklas Backstrom	Pheonix Copley	Calgary
12/14/18	Washington 2 - Carolina 1	6	Jakub Vrana	Braden Holtby	Carolina
12/15/18	Washington 2 - Buffalo 1	4	Alex Ovechkin	Pheonix Copley	Washington
3/3/19	Washington 3 - New York 2	4	Alex Ovechkin	Braden Holtby	New York

Player	Goals/Shots	Pct.	GDG
Jakub Vrana	1 / 1	100.0	1
Nicklas Backstrom	3 / 5	60.0	1
Evgeny Kuznetsov	3 / 5	60.0	0
Alex Ovechkin	2 / 4	50.0	2
T.J. Oshie	2 / 5	40.0	0
Lars Eller	0 / 1	0.0	0
John Carlson	0 / 1	0.0	0

Goaltenders

Braden Holtby	2 - 0	3/10	.700
Pheonix Copley	2 - 1	5/12	.583

PENALTY SHOTS

Capitals

Jakub Vrana: 12/6/18 at ARI, stopped

Opponents

Tyler Seguin: 11/13/18 vs. DAL, stopped

Richard Panik: 12/6/18 at ARI, stopped

Bo Horvat: 2/5/19 vs. VAN, stopped

2018-19 GAME-BY-GAME STATISTICS

Date	Opp.	Niskanen#2	Jensen#3	Kempny#6	Ovechkin#8	Orlov#9	Connolly#10	Vrana#13
Oct 3	Vs BOS	0-1,1/1 21:48			1-1,5/0 16:27	0-0,1/1 22:00	0-0,5/0 15:05	0-0,1/1 16:11
Oct 4	@ PIT	0-0,0/-2 22:07			1-0,3/1 20:07	0-0,5/-2 24:22	0-1,3/0 18:24	1-0,3/3 15:17
Oct 10	Vs VGK	0-1,0/1 23:46		0-0,1/1 16:41	2-0,7/2 17:59	0-1,0/1 22:16	0-2,2/2 15:00	0-0,5/-1 14:31
Oct 11	@ NJD	0-0,3/-3 19:46		0-0,0/0 17:13	0-0,2/-1 23:57	0-0,0/-3 20:55	0-0,2/-2 19:38	0-0,2/-1 16:12
Oct 13	Vs TOR	0-0,1/-1 21:42		0-0,0/1 17:31	0-2,2/0 21:34	0-0,2/-1 20:21	0-0,1/-1 12:10	0-0,4/0 15:41
Oct 17	Vs NYR	1-0(W),4/1 23:14		0-0,0/1 16:16	2-0,6/-1 23:28	0-0,1/-1 19:49	0-1,1/0 13:31	0-0,2/1 12:43
Oct 19	Vs FLA	0-1,4/0 25:57		0-1,0/1 19:26	0-0,2/0 22:50	0-0,4/-1 23:09	1-1,1/1 10:39	1-1,1/2 13:55
Oct 22	@ VAN	0-0,3/0 22:06		0-0,3/0 18:02	2-2(W),7/2 17:36	0-0,0/1 21:18	0-0,0/0 15:35	0-1,2/1 14:31
Oct 25	@ EDM	0-0,2/-1 24:32		0-0,1/0 16:06	0-0,3/-3 16:47	0-0,2/-1 22:20	0-0,0/0 15:06	0-0,2/-1 13:18
Oct 27	@ CGY	1-0,3/0 26:40		0-0,4/0 20:38	0-1,2/0 19:45	0-0,0/-1 23:16	0-1,2/1 10:26	1-0,2/0 17:36
Nov 1	@ MTL	0-2,2/2 24:59		0-0,3/-1 21:41	2-0,4/-2 18:35	0-1,1/-1 25:43	0-1,2/1 11:46	0-1,3/0 15:21
Nov 3	Vs DAL	0-0,4/-1 21:16		0-1,3/0 20:10	0-0,4/-2 24:28	0-0,0/-1 23:38	1-0,3/1 13:51	0-0,2/-3 17:07
Nov 5	Vs EDM	0-0,0/0 21:10		0-0,0/2 20:35	1-0,3/0 19:52	0-0,0/0 21:50	0-0,0/0 11:24	1-0,1/2 08:09
Nov 7	Vs PIT	0-0,2/0 20:43		0-0,0/0 15:38	1-0,3/1 24:32	0-0,1/1 23:44	0-0,4/0 15:37	0-0,0/0 12:25
Nov 9	Vs CBJ	1-0,4/0 28:29		0-0,4/0 16:49	0-0,2/0 23:19	0-0,4/0 22:51	0-0,1/0 14:08	0-0,2/0 15:01
Nov 11	Vs ARI	0-0,6/-1 22:04		0-0,3/-1 17:23	0-1,2/0 21:25	0-0,1/0 26:30	0-0,3/0 12:59	0-0,1/0 13:15
Nov 13	@ MIN	0-1,0/0 22:47		0-0,1/0 18:17	0-1,2/2 16:51	2-1,4/3 24:20	0-1,2/2 12:25	0-1,2/1 12:15
Nov 14	@ WPG	0-0,0/0 21:45		DNP	0-0,9/-2 24:21	0-1,3/1 26:23	0-0,1/0 12:09	1-0,2/1 18:31
Nov 16	@ COL	0-0,3/1 20:28		0-0,0/0 20:39	1-0,7/1 23:55	0-0,0/-1 21:02	0-0,1/0 09:00	0-0,2/0 12:49
Nov 19	@ MTL	0-0,3/0 23:02		0-1,2/1 22:50	2-0,5/1 21:53	0-2,0/0 23:40	1-0,4/1 13:11	0-1,1/1 16:09
Nov 21	Vs CHI	0-1,2/0 23:47		1-0(W),3/2 18:23	0-1,2/1 22:21	0-0,1/0 24:00	0-0,2/0 14:45	0-2,1/0 12:46
Nov 23	Vs DET	0-0,0/1 22:33		1-0(W),1/0 19:13	1-1,3/2 22:00	0-0,2/1 22:17	0-0,0/0 16:14	0-0,0/0 15:17
Nov 24	@ NYR	0-0,1/-3 22:02		0-1,1/3 23:04	1-0,2/1 21:10	0-1,0/-2 19:59	1-1(W),3/1 14:40	1-1,2/2 16:12
Nov 26	@ NYI	0-0,1/0 22:19		0-0,3/1 22:07	1-0,3/1 19:20	0-0,1/0 20:55	0-0,0/0 13:08	0-0,0/0 12:47
Nov 30	Vs NJD	0-1,1/0 21:45		0-2,3/3 21:44	1-2,4/3 21:29	0-0,1/-2 22:58	0-0,3/-1 16:07	0-0,0/-1 13:12
Dec 2	Vs ANA	0-0,2/-2 21:35		0-0,2/1 17:41	0-1,6/0 24:13	0-0,2/-2 20:07	0-1,0/-2 16:57	0-0,2/-1 14:21
Dec 4	@ VGK	0-1,1/2 22:47		0-0,1/-1 18:05	1-0,3/-1 21:57	0-0,1/2 21:37	0-2,2/2 15:45	2-0,2/2 13:17
Dec 6	@ ARI	1-1,3/3 22:35		0-0,3/1 21:53	1-0,4/1 17:48	0-1,1/3 23:19	0-1,1/1 15:19	1-0,3/1 14:47
Dec 8	@ CBJ	0-0,0/2 19:40		0-1,1/3 18:48	1-1,5/2 20:07	0-1,1/1 21:35	1-0(W),1/1 15:22	0-1,1/1 14:08
Dec 11	Vs DET	0-0,0/0 21:16		0-1,2/1 19:56	3-0(W),4/3 19:38	0-0,0/0 21:11	1-0,1/-1 14:27	0-0,1/-1 13:49
Dec 14	@ CAR	0-0,1/-1 24:57		0-0,0/0 21:46	3-0,5/1 21:10	0-0,1/1 24:49	0-0,1/-1 12:08	0-0,4/0 16:03
Dec 15	Vs BUF	0-0,2/-1 20:37		0-0,1/1 18:30	1-0,8/1 25:34	0-1,0/0 22:52	1-0,3/1 13:39	1-0,5/1 14:16
Dec 19	Vs PIT	0-0,4/0 19:19		0-0,1/1 19:50	0-0,5/0 25:14	0-0,2/-1 21:59	0-0,5/-1 12:23	0-0,1/0 13:58
Dec 21	Vs BUF	0-0,0/1 21:03		0-0,0/-1 18:08	0-0,1/-1 20:21	0-0,2/1 20:22	0-0,0/0 11:17	0-0,5/1 15:20
Dec 22	@ OTT	1-0,2/1 22:03		1-0,2/2 19:44	0-1,6/1 20:20	0-0,1/0 22:09	1-1(W),1/2 14:48	1-0,3/1 14:32
Dec 27	Vs CAR	0-0,1/1 16:54		0-0,3/0 18:42	0-1,4/0 21:08	0-0,0/1 21:35	0-0,1/0 13:00	0-0,3/0 12:44
Dec 29	@ OTT	DNP		0-0,1/0 23:58	0-0,2/0 18:58	0-0,0/-1 22:00	0-0,3/0 13:20	0-0,2/1 13:59
Dec 31	Vs NSH	DNP		1-0,1/-2 20:47	0-0,4/-1 21:04	0-0,0/0 21:04	0-0,2/-1 13:27	1-0,4/-1 13:15
Jan 3	@ STL	0-0,0/-2 21:23		0-2,2/2 19:17	1-0,3/-2 19:32	0-0,0/-2 23:07	1-0,2/-1 15:06	0-0,1/0 14:22
Jan 4	@ DAL	0-0,2/-1 21:44		0-0,2/1 19:19	0-0,6/-1 22:13	0-0,3/0 25:12	0-0,0/1 13:55	0-0,0/0 12:03
Jan 6	@ DET	0-1,0/1 20:00		1-0(W),2/1 19:04	0-1,4/2 20:57	0-0,0/0 18:42	0-1,1/1 14:23	0-0,1/-1 11:41
Jan 8	Vs PHI	0-0,1/0 21:39		0-0,2/1 18:55	0-0,5/-1 22:30	0-0,1/0 23:04	0-0,1/-1 11:41	2-1(W),4/2 14:20
Jan 10	@ BOS	0-0,1/-1 20:09		0-0,0/3 20:28	2-0,5/2 20:58	0-0,1/-1 17:25	0-0,0/0 12:07	1-0,3/2 14:09
Jan 12	Vs CBJ	0-0,2/0 21:59		0-0,3/-1 20:58	0-1,2/0 21:16	0-0,3/0 22:49	0-0,0/0 13:12	0-0,2/0 14:16
Jan 14	Vs STL	0-0,2/-2 20:41		0-0,2/-1 20:16	1-0,3/0 21:23	0-1,0/-2 20:53	0-0,2/-1 12:20	0-0,0/-2 14:02
Jan 15	@ NSH	0-0,3/-3 20:07		0-0,2/-1 22:52	0-1,4/-3 18:57	0-0,1/-4 21:08	0-0,0/0 11:50	0-1,1/-1 10:22
Jan 18	Vs NYI	0-0,0/0 22:32		0-0,1/-2 18:30	0-0,3/-1 19:48	0-0,2/0 21:49	0-0,1/0 12:28	0-0,3/-1 15:55
Jan 20	@ CHI	1-1,3/0 20:16		0-0,2/0 18:59	0-0,2/1 19:36	1-1,2/1 23:47	0-1,0/-1 14:44	0-0,2/-2 13:06
Jan 22	Vs SJS	0-0,2/-2 22:38		0-0,0/-2 22:30	3-1,5/-1 20:28	0-0,1/1 21:56	0-0,3/0 10:42	0-2,2/2 12:57
Jan 23	@ TOR	1-0,3/-1 21:27		0-1,3/-1 22:00	1-0,3/0 19:59	0-0,3/-1 19:21	0-0,1/-3 12:44	0-0,0/-1 13:56
Feb 1	Vs CGY	0-0,1/0 19:15		0-1,2/0 18:46	DNP	0-0,2/0 18:29	0-0,2/1 13:34	0-1,1/1 13:57
Feb 3	Vs BOS	0-0,2/-1 22:01		0-0,2/0 17:11	0-0,3/0 24:17	0-0,1/-1 22:25	0-0,1/-1 11:42	0-0,0/0 13:59
Feb 5	Vs VAN	0-0,1/0 21:43		0-0,3/3 21:59	0-1,3/-1 18:27	0-0,0/0 20:46	1-0,2/1 13:03	1-1(W),3/2 16:06
Feb 7	Vs COL	1-1,2/1 20:10		0-0,1/0 16:43	0-2,7/0 25:22	0-0,1/1 23:01	0-0,1/-1 10:43	0-1,6/1 15:23
Feb 9	Vs FLA	0-0,0/-1 23:35		0-0,5/-2 20:44	0-1,2/0 19:01	0-1,1/0 21:25	2-1,3/2 15:27	0-0,3/-1 17:10
Feb 11	Vs LAK	0-1,2/2 21:40		0-1,1/-1 18:18	1-2,8/1 16:21	0-0,0/2 17:36	1-0,2/1 11:35	1-0(W),3/0 14:15
Feb 12	@ CBJ	0-0,2/0 22:57		0-0,1/0 20:46	0-0,2/-2 21:08	0-0,5/0 18:51	0-0,2/-1 10:57	0-0,2/0 13:21
Feb 14	@ SJS	0-0,2/2 23:19		0-0,1/1 19:04	1-1,4/1 18:38	0-0,1/2 22:52	0-0,1/-1 12:21	1-1(W),3/2 15:38
Feb 17	@ ANA	0-0,0/-1 21:59		0-0,0/-1 18:10	1-0,7/1 22:28	0-0,0/-1 19:03	0-0,0/-2 14:51	0-1,1/1 15:24
Feb 18	@ LAK	0-0,2/1 23:47		0-0,3/0 20:20	2-0(W),3/0 18:51	0-1,0/1 21:10	1-0,1/1 10:45	0-1,0/-1 12:15
Feb 21	@ TOR	0-0,0/1 22:06		0-0,1/1 20:00	1-0,3/-1 18:21	0-0,2/1 22:10	1-0,3/0 11:23	0-0,3/0 12:02
Feb 23	@ BUF	0-0,1/-1 22:54		0-1,0/0 17:48	1-0,8/1 22:20	0-0,2/-1 21:32	0-0,2/-1 11:18	0-0,1/-1 10:46
Feb 24	Vs NYR	0-0,0/-2 24:35	0-0,3/1 14:16	1-0,1/1 17:42	0-1,3/-1 19:56	0-1,0/0 22:05	0-1,3/1 11:29	0-1,0/1 14:22
Feb 26	Vs OTT	0-0,1/2 20:48	0-0,1/1 20:01	0-0,0/2 20:41	0-2,6/2 16:02	0-2,1/2 20:05	1-1,4/1 14:57	0-1,3/2 16:04
Mar 1	@ NYI	0-0,1/-1 22:41	0-0,2/0 16:40	0-1,2/1 20:54	1-0(W),5/0 19:59	0-0,0/-1 18:51	0-0,0/0 12:47	1-0,2/1 14:09
Mar 3	@ NYR	0-0,1/-1 20:33	0-0,3/2 17:05	0-0,0/0 16:13	0-0,6/-1 23:35	0-0,2/-2 22:31	0-0,4/1 12:39	0-0,2/0 15:22
Mar 6	@ PHI	0-1,1/3 21:01	0-1,5/-1 17:23	0-0,2/-2 19:12	1-1,1/0 19:11	0-2,3/3 20:43	1-0,1/1 11:19	0-1,0/-1 14:05
Mar 8	Vs NJD	0-0,4/0 22:34	0-0,3/0 17:11	0-1,1/1 15:11	0-0,5/0 20:34	0-0,0/0 16:49	0-0,1/0 10:48	0-0,0/0 10:36
Mar 10	Vs WPG	0-0,3/1 20:09	0-0,0/1 18:37	0-1,1/0 18:19	0-0,1/0 19:12	0-1,1/1 20:59	0-0,1/-1 10:51	0-0,1/1 14:04
Mar 12	@ PIT	0-0,3/2 22:27	0-0,0/-1 14:09	0-0,2/-1 17:56	0-1,5/-2 19:01	0-1,4/2 20:17	0-0,4/-2 13:07	2-0,4/2 14:52
Mar 14	@ PHI	0-0,5/2 22:02	0-0,0/-2 15:55	0-2,1/1 18:21	0-1,5/2 16:25	0-1,1/2 19:20	2-1(W),4/3 14:02	0-0,1/-1 12:42
Mar 16	@ TBL	0-0,3/-2 20:47	0-0,1/-2 12:46	0-0,3/1 18:14	2-0,7/-1 25:57	0-1,2/-1 18:20	0-1,0/0 13:11	0-0,3/-2 12:10
Mar 19	@ NJD	0-0,1/0 21:18	0-0,2/1 19:25	0-0,1/0 19:24	0-1,0/1 18:26	0-1,0/2 21:04	1-1(W),1/2 14:20	0-1,3/1 13:36
Mar 20	Vs TBL	0-0,7/1 23:21	0-0,2/1 11:42	0-0,2/-1 08:58	0-1,11/-1 27:34	0-0,2/0 24:54	0-0,2/2 11:13	0-0,1/0 13:38
Mar 22	Vs MIN	0-0,1/-1 20:53	0-1,0/0 15:29	DNP	0-0,1/-2 22:42	0-0,1/0 19:34	1-0,4/1 13:18	0-0,1/0 14:40
Mar 24	Vs PHI	0-1,1/1 20:24	0-1,1/2 20:45	DNP	0-1,6/1 20:49	0-0,1/1 19:15	0-1,1/1 11:59	1-0,2/1 09:19
Mar 26	Vs CAR	0-0,0/1 20:43	0-0,1/0 19:44	DNP	1-1(W),5/3 20:48	0-1,1/3 20:55	0-0,3/0 15:37	0-0,3/0 14:37
Mar 28	@ CAR	0-0,1/-1 20:00	0-1,1/1 15:00	DNP	0-0,4/-2 22:10	0-0,1/-1 21:39	1-0,1/1 13:49	1-0,3/2 16:10
Mar 30	@ TBL	0-0,2/1 23:08	0-1,3/0 16:46	DNP	2-0,8/3 22:28	0-1,1/1 22:25	DNP	0-0,2/-1 11:58
Apr 1	@ FLA	0-1,3/0 20:11	0-0,0/0 16:54	DNP	0-1,6/-2 22:42	0-0,2/-1 21:11	0-0,3/0 12:13	1-0,3/1 13:00
Apr 4	Vs MTL	0-0,1/0 22:25	0-0,0/0 16:41	DNP	0-0,5/0 18:00	0-0,0/0 23:42	0-1,2/1 14:42	0-0,3/0 17:18
Apr 6	Vs NYI	0-0,4/-2 20:57	0-0,0/-1 23:26	DNP	0-0,2/-2 22:42	0-0,1/-1 16:44	0-0,2/0 15:42	0-0,0/-2 11:31

Goals-Assists-PIM/Rating DND-Did Not Dress INJ-Injured SPD-Suspension

2018-19 GAME-BY-GAME STATISTICS

Date	Opp.	Stephenson#18	Backstrom#19	Eller#20	Bowey#22	Jaskin#23	Dowd#26	Djoos#29
Oct 3	Vs BOS	0-1,1/1 14:14	0-3,0/1 17:12	1-0,4/1 14:22	0-0,1/1 14:24		1-0,2/1 11:38	0-0,1/1 17:23
Oct 4	@ PIT	0-0,0/-3 11:39	0-1,4/2 18:47	0-0,2/-2 12:19	0-0,0/0 11:11		0-0,0/0 10:07	0-1,0/2 16:52
Oct 10	Vs VGK	0-0,1/-1 13:23	1-1(W),1/1 20:50	0-0,3/-1 14:23	DNP	0-0,2/0 11:20	0-0,1/0 13:00	0-0,0/-1 10:15
Oct 11	@ NJD	0-0,0/0 09:18	0-0,1/-1 20:21	0-0,2/-3 11:52	DNP	0-0,1/-2 09:06	0-0,2/0 12:00	0-0,0/-2 13:29
Oct 13	Vs TOR	1-0,1/-1 17:47	0-1,1/0 20:29	0-0,0/-1 15:37	DNP	0-0,0/-1 08:03	0-0,1/-1 09:24	0-0,0/-2 14:38
Oct 17	Vs NYR	0-0,0/-1 15:11	0-2,4/1 23:34	0-0,1/0 16:35	DNP	DNP	0-0,0/0 06:12	0-0,1/0 12:47
Oct 19	Vs FLA	0-0,2/0 13:53	1-0,2/0 22:35	0-3,2/1 16:21	DNP	0-0,0/0 07:42	0-0,1/0 10:37	0-1,0/1 12:15
Oct 22	@ VAN	0-0,1/0 14:40	0-3,3/2 19:38	0-1,1/1 17:50	DNP	0-0,0/-1 10:32	0-0,2/-1 11:18	0-0,1/1 12:04
Oct 25	@ EDM	0-0,1/0 16:25	0-0,0/-2 18:27	0-0,2/-1 18:40	DNP	0-0,1/1 08:08	0-1,1/1 09:27	0-0,3/1 15:04
Oct 27	@ CGY	0-0,1/0 11:35	0-0,0/-1 22:12	0-0,3/-1 15:39	0-0,0/1 10:29	0-1,0/1 09:01	0-0,0/1 11:28	DNP
Nov 1	@ MTL	0-1,1/1 13:44	0-0,3/-1 19:32	2-0,3/-1 15:38	0-0,2/0 09:41	0-0,0/-1 08:22	0-0,0/-1 11:28	0-0,0/1 11:59
Nov 3	Vs DAL	0-0,0/-1 07:10	1-1,3/1 20:14	0-1,3/0 17:50	0-0,1/0 12:41	0-1,3/1 15:02	0-0,0/-1 08:24	0-0,1/0 12:59
Nov 5	Vs EDM	0-0,2/1 17:35	0-1,2/1 20:13	0-0,1/-1 14:04	0-0,0/0 15:05	0-0,1/0 13:39	DNP	0-0,0/0 13:59
Nov 7	Vs PIT	0-0,0/0 14:29	0-1,0/0 23:35	0-0,2/0 17:08	0-0,1/0 10:48	0-0,1/0 13:52	DNP	0-0,0/0 09:57
Nov 9	Vs CBJ	0-0,0/0 15:06	0-1,2/0 20:05	0-0,4/0 17:32	0-0,0/0 17:50	0-0,0/0 11:04	DNP	0-0,2/0 13:53
Nov 11	Vs ARI	0-0,2/0 13:16	1-0,3/1 21:07	0-0,4/-1 17:49	0-1,3/1 12:29	DNP	0-0,1/-1 09:28	0-0,0/1 12:03
Nov 13	@ MIN	0-0,0/0 13:09	0-1,2/0 16:26	0-2,2/2 19:23	0-0,3/1 14:23	DNP	DNP	0-0,1/1 13:05
Nov 14	@ WPG	0-0,0/0 13:31	0-0,5/0 21:41	0-0,0/-2 18:48	0-1,1/-1 13:07	DNP	0-0,0/0 11:18	0-0,3/0 13:52
Nov 16	@ COL	0-1,0/-1 12:55	1-1(W),2/0 20:59	0-0,3/0 20:48	0-0,0/0 14:53	0-0,2/0 09:46	0-0,0/0 10:44	0-0,0/0 14:20
Nov 19	@ MTL	0-0,0/-2 10:29	1-0,4/1 21:08	1-0(W),3/1 22:25	0-1,0/0 14:06	0-0,1/1 08:20	0-0,1/1 10:53	0-1,0/0 12:10
Nov 21	Vs CHI	0-0,1/-1 10:41	0-1,2/0 21:58	0-1,2/0 20:29	0-0,0/-1 14:03	0-0,1/-1 07:30	0-0,2/0 08:46	0-0,0/-1 14:08
Nov 23	Vs DET	0-0,0/0 07:51	0-1,5/0 20:52	0-0,0/0 21:23	0-0,0/-1 12:56	0-0,0/0 05:47	0-1,0/1 08:47	0-0,1/1 11:36
Nov 24	@ NYR	0-0,1/0 13:55	0-0,2/0 19:53	0-0,2/2 16:41	DNP	0-0,4/0 11:25	1-0,2/1 13:11	0-0,0/1 12:12
Nov 26	@ NYI	0-0,0/1 14:22	0-3,0/1 19:00	0-1,0/0 17:54	0-1,1/1 14:33	0-1,2/1 15:06	1-0(W),2/1 14:31	0-0,1/1 14:23
Nov 30	Vs NJD	0-0,2/-2 12:58	3-1(W),5/4 21:48	0-1,3/2 16:38	0-0,0/0 12:56	0-0,0/-1 06:51	0-0,0/-1 09:53	0-0,0/0 10:24
Dec 2	Vs ANA	1-1,1/2 10:16	1-0,4/0 22:41	0-0,0/-2 16:08	0-0,2/1 13:11	0-2,0/2 09:15	1-1,1/2 09:17	0-0,0/1 13:26
Dec 4	@ VGK	0-0,0/-1 13:48	0-0,1/-2 23:32	0-0,1/-1 17:08	0-1,2/0 11:15	0-0,2/-1 07:30	0-0,0/-1 08:28	0-0,1/0 11:31
Dec 6	@ ARI	0-0,0/0 16:25	0-1,0/2 18:01	0-0,3/-1 16:43	DNP	0-0,0/0 08:41	0-0,0/0 09:36	0-0,1/-2 13:01
Dec 8	@ CBJ	0-0,1/0 13:15	0-0,1/1 18:25	0-0,2/0 17:17	0-0,1/0 16:45	1-0,4/1 10:33	0-1,0/2 10:26	DNP
Dec 11	Vs DET	0-0,1/0 14:14	0-4,2/3 18:39	0-0,3/0 15:24	0-0,1/1 16:49	0-1,2/0 11:44	0-1,0/0 11:20	0-1,1/1 16:23
Dec 14	@ CAR	DNP	0-1,0/-1 18:35	0-0,0/0 16:28	0-0,0/2 13:13	0-0,0/1 09:06	0-3,0/3 11:06	INJ
Dec 15	Vs BUF	0-0,0/-1 09:57	0-1,0/1 22:18	0-0,2/1 16:47	0-0,3/0 12:14	DNP	0-0,0/-1 10:07	INJ
Dec 19	Vs PIT	DNP	0-0,0/0 23:13	1-0,3/0 19:12	0-0,0/0 11:39	0-0,0/0 06:44	0-0,0/0 06:49	INJ
Dec 21	Vs BUF	1-0,1/1 10:46	0-0,1/0 18:32	0-0,1/-1 17:14	0-0,1/1 16:24	DNP	0-1,0/1 11:44	INJ
Dec 22	@ OTT	0-0,0/0 12:12	0-1,1/1 19:11	0-1,2/2 14:23	DNP	DNP	0-0,2/0 10:51	INJ
Dec 27	Vs CAR	1-0,1/1 12:58	0-1,5/0 20:07	0-0,3/0 18:00	0-0,1/0 16:38	DNP	DNP	INJ
Dec 29	@ OTT	0-0,0/0 12:17	0-1,2/0 18:33	0-0,3/0 14:35	1-0(W),3/-1 18:16	DNP	0-0,0/0 12:35	INJ
Dec 31	Vs NSH	1-0,1/1 09:13	0-1,3/-2 19:17	0-0,0/-1 15:23	0-0,2/-1 16:14	DNP	DNP	INJ
Jan 3	@ STL	0-0,1/0 12:39	0-0,0/-1 17:30	0-1,2/0 16:11	0-0,0/-1 13:16	0-0,3/0 11:01	0-0,0/0 10:21	INJ
Jan 4	@ DAL	0-0,1/0 08:13	0-0,3/-1 21:48	1-0,4/1 16:53	DNP	DNP	DNP	INJ
Jan 6	@ DET	0-0,0/0 09:03	0-0,1/0 20:49	0-0,3/-1 16:52	DNP	DNP	DNP	INJ
Jan 8	Vs PHI	0-0,0/0 11:22	DNP	0-2,2/2 19:08	DNP	DNP	0-0,1/0 08:22	INJ
Jan 10	@ BOS	0-0,1/-1 09:22	1-0(W),1/2 16:32	0-0,1/-1 15:16	DNP	DNP	0-0,1/0 06:58	INJ
Jan 12	Vs CBJ	0-0,0/0 11:04	0-0,5/1 19:38	0-0,2/0 15:44	DNP	DNP	0-0,1/0 08:13	INJ
Jan 14	Vs STL	0-0,1/0 11:48	0-0,3/-1 17:59	0-0,1/-2 15:10	0-0,0/0 13:19	DNP	DNP	INJ
Jan 15	@ NSH	DNP	1-0,6/-3 17:02	0-0,1/0 18:23	DNP	0-0,2/-1 12:28	0-0,0/-2 13:22	INJ
Jan 18	Vs NYI	0-0,0/0 11:25	0-0,1/-1 18:19	0-0,0/0 16:54	DNP	DNP	0-0,0/0 10:27	INJ
Jan 20	@ CHI	DNP	0-1,2/1 20:06	0-1,1/-2 16:17	0-0,2/-1 13:30	0-0,5/-2 15:16	DNP	INJ
Jan 22	Vs SJS	0-1,1/0 11:08	0-2,1/-2 20:19	0-0,3/0 15:07	DNP	0-0,2/0 10:23	DNP	INJ
Jan 23	@ TOR	0-0,0/0 13:49	1-1,4/1 18:42	0-0,5/-4 12:55	0-0,2/0 14:24	DNP	DNP	INJ
Feb 1	Vs CGY	0-0,0/-2 16:29	0-1,4/-1 22:24	0-1,4/1 06:07	DNP	1-0,4/1 11:48	1-0,1/0 11:16	INJ
Feb 3	Vs BOS	DNP	0-0,1/0 23:05	DNP	DNP	0-0,2/-1 08:34	0-0,1/-1 10:42	INJ
Feb 5	Vs VAN	DNP	0-1,3/-1 19:01	0-0,2/0 16:44	DNP	0-0,0/0 11:40	DNP	INJ
Feb 7	Vs COL	0-0,1/0 10:34	0-0,5/-2 24:12	0-0,3/0 17:49	0-0,1/0 10:57	DNP	DNP	INJ
Feb 9	Vs FLA	DNP	0-0,0/-2 21:49	1-1,3/2 17:33	DNP	0-0,1/-1 06:08	0-1,1/1 07:46	0-1,2/1 10:53
Feb 11	Vs LAK	0-0,1/0 13:29	0-0,0/0 19:52	0-0,0/1 18:09	DNP	DNP	0-0,0/0 09:58	1-0,2/0 12:56
Feb 12	@ CBJ	0-0,0/0 09:42	0-0,3/-1 19:13	0-0,0/-2 17:39	DNP	DNP	0-0,0/0 09:05	0-0,0/-2 14:30
Feb 14	@ SJS	0-0,0/0 11:33	0-2,1/3 20:07	0-0,3/-1 13:50	DNP	0-0,1/0 11:08	DNP	0-0,1/0 12:24
Feb 17	@ ANA	0-0,1/0 10:53	0-0,5/0 18:44	0-0,2/0 15:27	DNP	0-0,0/-1 11:00	DNP	0-0,1/0 15:03
Feb 18	@ LAK	0-0,1/0 10:50	0-1,2/-2 17:32	0-0,1/0 16:10	DNP	DNP	0-0,1/0 11:46	0-0,1/-1 12:05
Feb 21	@ TOR	0-0,0/0 11:33	0-0,4/0 19:31	0-2,0/1 16:52	DNP	DNP	0-0,1/0 11:39	0-0,0/0 08:17
Feb 23	@ BUF	0-0,0/-1 10:50	0-0,4/-3 16:23	0-0,3/0 15:45	DNP	DNP	0-0,0/-1 11:48	0-1,1/1 13:14
Feb 24	Vs NYR	DNP	2-0,4/0 22:33	0-1,0/1 16:02	DNP	DNP	1-0,2/1 10:44	DNP
Feb 26	Vs OTT	DNP	0-2,1/2 16:37	1-1,2/1 16:35		DNP	0-0,0/0 13:01	DNP
Mar 1	@ NYI	DNP	0-1,2/2 18:19	0-0,3/1 15:45		DNP	0-0,1/-1 09:31	DNP
Mar 3	@ NYR	DNP	0-0,1/-1 22:01	0-1,5/0 19:25		DNP	0-1,2/1 08:11	DNP
Mar 6	@ PHI	DNP	1-1,2/-1 19:10	0-0,2/1 16:17		DNP	0-0,1/0 11:11	DNP
Mar 8	Vs NJD	DNP	1-0,4/0 18:38	1-0,7/1 17:34		DNP	0-0,0/1 09:53	DNP
Mar 10	Vs WPG	DNP	1-0,1/2 19:48	1-0,3/0 15:15		DNP	0-1,1/1 09:42	DNP
Mar 12	@ PIT	DNP	0-2,2/1 20:09	0-0,1/-1 16:09		DNP	0-0,1/0 06:47	DNP
Mar 14	@ PHI	0-0,0/-2 12:40	0-0,1/0 17:01	1-0,2/3 19:05		DNP	DNP	DNP
Mar 16	@ TBL	0-0,0/-1 09:35	0-0,2/-3 22:32	0-0,2/-2 15:18		DNP	DNP	DNP
Mar 19	@ NJD	0-0,0/0 13:53	0-1,0/1 14:37	0-0,1/1 15:11		DNP	0-1,1/1 12:03	0-1,1/1 16:26
Mar 20	Vs TBL	0-0,0/0 07:01	0-1,3/0 23:28	1-1,4/2 16:05		DNP	0-0,0/0 08:28	DNP
Mar 22	Vs MIN	0-0,0/0 08:10	0-0,1/-1 20:36	0-0,3/1 15:07		DNP	0-0,0/0 09:46	0-0,2/0 16:56
Mar 24	Vs PHI	DNP	0-0,0/1 20:23	0-0,0/1 17:45		DNP	0-1,1/1 10:54	0-0,0/0 13:47
Mar 26	Vs CAR	DNP	1-0,2/1 18:52	0-0,0/0 14:20		DNP	0-0,1/0 09:12	0-0,0/0 15:25
Mar 28	@ CAR	0-0,1/1 10:28	0-0,1/-2 19:36	0-0,0/1 15:57		DNP	1-0(W),2/1 09:22	0-1,0/1 17:18
Mar 30	@ TBL	0-1,1/-1 09:09	2-1(W),3/2 22:01	0-0,1/0 14:13		DNP	0-0,2/-1 10:15	0-1,2/0 12:26
Apr 1	@ FLA	0-0,0/0 10:53	1-0,3/-3 19:10	0-0,0/0 15:53		DNP	0-0,0/0 10:46	0-0,0/0 17:23
Apr 4	Vs MTL	DNP	0-0,1/0 16:25	1-0,3/1 17:01		DNP	1-0(W),2/1 09:44	0-0,1/2 14:24
Apr 6	Vs NYI	0-0,2/0 13:15	DNP	0-0,3/-1 20:35		0-0,1/-1 09:32	0-0,1/0 12:38	0-0,1/0 17:08

Goals-Assists-PIM/Rating DND-Did Not Dress INJ-Injured SPD-Suspension

2018-19 GAME-BY-GAME STATISTICS

Date	Opp.	Siegenthaler#34	Wilson#43	Orpik#44	Hagelin#62	Burakovsky#65	Boyd#72	Carlson#74
Oct 3	Vs BOS			0-1,0/1 15:58		0-0,2/1 14:04		1-1,2/1 24:06
Oct 4	@ PIT			1-0,1/1 16:01		0-0,0/-1 10:16		1-1,4/3 28:02
Oct 10	Vs VGK			0-0,1/-1 15:20		0-0,0/-1 10:26		0-2,0/1 25:55
Oct 11	@ NJD			0-0,3/-1 14:05		0-0,0/-2 10:55		0-0,1/-1 26:09
Oct 13	Vs TOR			0-0,1/-2 14:14		0-0,1/-1 11:05		0-0,2/1 25:48
Oct 17	Vs NYR			0-0,3/0 17:38		0-0,2/0 14:35		1-2,5/0 26:02
Oct 19	Vs FLA			0-0,1/1 16:44		0-0,1/-2 08:07		1-0,4/0 29:28
Oct 22	@ VAN			0-0,0/1 15:25		0-0,1/-1 10:03		1-2,1/1 26:06
Oct 25	@ EDM			0-0,1/1 18:44		1-0,5/1 10:45		0-1,4/-2 21:04
Oct 27	@ CGY			0-0,1/1 18:48		0-0,2/0 16:04		0-0,0/-1 27:24
Nov 1	@ MTL			DNP		0-0,1/0 15:01		0-0,2/-4 24:04
Nov 3	Vs DAL			DNP		0-1,0/1 11:24		0-0,1/-1 26:54
Nov 5	Vs EDM			DNP		0-0,2/-1 10:16	0-2,1/2 09:14	0-2,5/2 24:45
Nov 7	Vs PIT			DNP		0-0,0/0 10:00	0-0,0/0 07:31	0-2,2/1 28:17
Nov 9	Vs CBJ	0-0,1/0 12:13		INJ		0-0,2/0 06:45	0-0,2/0 07:10	DNP
Nov 11	Vs ARI	DNP		INJ		0-0,0/-1 08:41	0-0,0/-1 08:10	0-0,5/-1 25:44
Nov 13	@ MIN	DNP	1-0,1/2 16:47	INJ		1-1(W),1/1 12:07	0-0,0/0 09:20	0-0,3/3 23:35
Nov 14	@ WPG	0-0,0/0 11:02	0-0,1/-2 16:32	INJ		0-0,1/0 11:30	DNP	0-0,0/-1 28:25
Nov 16	@ COL	MIN	0-2,3/1 24:24	INJ		0-0,0/-1 12:14	0-1,0/0 11:44	0-1,4/0 24:03
Nov 19	@ MTL	MIN	0-2,4/0 23:02	INJ		0-0,2/1 13:08	0-0,2/-2 10:49	0-2,2/0 25:59
Nov 21	Vs CHI	DNP	1-0,2/1 22:42	INJ		1-0,3/1 12:05	0-1,1/1 10:04	0-1,1/2 21:56
Nov 23	Vs DET	DNP	1-1,2/1 21:36	INJ		0-1,2/1 12:30	0-1,0/1 12:49	0-0,2/1 26:32
Nov 24	@ NYR	0-0,2/1 14:49	1-0,2/2 20:24	INJ		0-0,0/-2 09:51	0-0,0/0 11:26	0-3,4/4 24:40
Nov 26	@ NYI	DNP	2-1,6/1 20:26	INJ		0-0,2/0 10:10	0-0,1/0 11:46	0-1,1/1 23:47
Nov 30	Vs NJD	DNP	1-0,1/2 13:25	INJ		1-0,1/1 12:16	DNP	0-1,2/4 25:12
Dec 2	Vs ANA	DNP	1-0,4/0 21:45	INJ		0-0,1/-1 11:22	DNP	0-2,2/1 25:16
Dec 4	@ VGK	DNP	0-0,0/0 14:14	INJ		0-0,0/0 10:32	DNP	0-0,3/-2 26:39
Dec 6	@ ARI	0-0,0/-2 13:32	DNP	INJ		1-0(W),2/0 14:37	0-1,0/0 11:31	0-0,7/1 24:27
Dec 8	@ CBJ	0-0,0/0 16:25	DNP	INJ		0-0,1/1 15:25	1-1,2/2 13:34	0-1,4/2 21:24
Dec 11	Vs DET	DNP	DNP	INJ		DNP	1-0,3/0 12:01	0-2,0/1 22:25
Dec 14	@ CAR	0-1,0/2 15:01	1-0,3/0 15:37	INJ		DNP	1-0,1/2 08:57	0-3,3/1 25:47
Dec 15	Vs BUF	0-0,0/0 14:20	0-0,3/1 15:27	INJ		DNP	0-0,1/0 09:30	0-0,2/3 29:11
Dec 19	Vs PIT	0-0,0/0 08:24	0-1,0/1 15:53	INJ		DNP	0-0,1/0 06:42	0-0,3/0 29:02
Dec 21	Vs BUF	0-0,0/1 12:57	1-0(W),4/1 17:32	INJ		0-0,2/0 08:56	DNP	0-0,3/-1 23:47
Dec 22	@ OTT	0-1,1/2 16:15	0-0,2/1 14:45	INJ		0-0,2/2 12:40	0-0,0/1 10:37	0-0,2/2 23:21
Dec 27	Vs CAR	0-0,2/0 14:14	0-0,3/0 13:58	INJ		0-0,0/0 10:16	0-0,0/1 11:38	1-1,2/0 25:05
Dec 29	@ OTT	0-1,0/2 15:21	1-1,2/1 15:04	INJ		0-0,2/0 13:14	DNP	0-0,0/0 26:06
Dec 31	Vs NSH	0-0,0/0 17:02	0-0,2/-1 15:53	0-0,0/0 17:16		0-0,2/-1 12:48	0-0,0/1 09:14	0-1,0/-1 24:06
Jan 3	@ STL	DNP	0-0,3/-1 13:50	0-0,1/-2 14:10		0-0,1/0 11:36	DNP	0-1,2/1 23:24
Jan 4	@ DAL	0-0,0/0 12:30	0-0,1/0 17:27	0-1,0/1 12:15		0-1,3/1 14:00	0-0,0/0 09:55	0-0,1/0 27:52
Jan 6	@ DET	0-0,0/0 13:56	1-0,4/1 17:55	0-0,2/0 16:31		0-0,1/0 13:37	1-0,1/1 09:15	0-0,5/0 25:50
Jan 8	Vs PHI	0-0,0/1 13:50	1-0,1/0 19:18	0-0,0/0 12:59		0-0,0/-1 08:25	0-1,1/-1 10:56	0-2,0/0 24:20
Jan 10	@ BOS	0-1,1/1 13:29	0-1,2/2 23:28	0-0,0/1 18:52		DNP	0-0,1/0 11:28	0-0,0/3 26:55
Jan 12	Vs CBJ	0-0,0/0 14:06	0-0,0/0 21:58	0-0,0/0 14:42		DNP	0-0,0/0 10:41	0-1,4/0 27:54
Jan 14	Vs STL	DNP	0-0,1/-1 20:34	0-0,1/0 14:14		0-0,3/-1 10:46	0-1,0/0 12:31	0-0,1/-1 24:11
Jan 15	@ NSH	0-0,0/-1 19:45	0-0,2/-2 16:13	0-0,1/0 14:59		0-0,0/-1 10:49	0-0,0/-2 12:51	0-1,0/-2 18:35
Jan 18	Vs NYI	0-0,1/0 15:11	0-0,1/-1 17:26	0-0,0/0 12:45		0-0,1/0 11:28	DNP	0-0,1/-2 24:16
Jan 20	@ CHI	DNP	0-0,3/-2 16:00	1-0,1/-2 14:52		0-2,2/1 09:35	0-1,1/0 11:02	2-0,4/-1 25:50
Jan 22	Vs SJS	0-0,1/1 13:12	0-1,1/1 20:40	0-0,0/3 12:00		1-0,3/1 07:35	0-1,0/0 10:22	0-1,3/0 26:32
Jan 23	@ TOR	0-0,3/0 13:47	0-0,3/0 18:06	DNP		0-0,1/-1 10:24	0-0,1/-1 12:25	0-1,4/-2 24:50
Feb 1	Vs CGY	0-0,0/0 14:01	1-0,6/0 20:31	0-1,0/0 16:05		0-0,0/0 08:49	DNP	0-1,3/0 27:37
Feb 3	Vs BOS	0-0,0/0 12:43	0-0,2/0 18:06	0-0,0/0 15:34		0-0,0/0 07:18	0-0,2/0 12:41	0-0,4/0 24:03
Feb 5	Vs VAN	0-0,0/-1 11:48	0-1,3/1 17:00	0-0,0/-2 17:18		0-0,0/0 08:53	0-0,1/0 08:24	0-0,3/2 25:19
Feb 7	Vs COL	DNP	0-0,1/1 15:18	0-0,0/-1 13:16		1-0,2/0 09:06	0-0,1/0 12:37	0-1,3/-2 28:41
Feb 9	Vs FLA	MIN	0-0,1/1 19:16	0-0,2/1 16:26		0-2,3/1 11:50	0-0,0/-1 07:10	0-0,0/1 28:47
Feb 11	Vs LAK	MIN	0-1,4/1 16:40	0-0,0/1 17:02		0-1,1/1 13:09	DNP	0-0,1/0 25:59
Feb 12	@ CBJ	MIN	0-0,0/-1 18:48	0-0,0/-1 17:41		0-0,0/-1 10:55	DNP	0-0,1/-2 21:44
Feb 14	@ SJS	MIN	1-1,4/2 18:03	0-0,1/0 13:36		0-0,0/-1 11:24	DNP	0-1,1/1 22:41
Feb 17	@ ANA	MIN	0-0,0/1 17:27	0-0,0/0 17:45		0-0,2/0 13:25	DNP	1-1,3/0 22:05
Feb 18	@ LAK	MIN	0-0,0/0 20:32	0-0,2/-2 17:49		0-1,0/1 10:45	0-0,0/0 09:20	0-2,3/-1 23:46
Feb 21	@ TOR	MIN	1-1(W),3/1 18:08	0-0,0/-2 17:00		0-0,1/-1 13:03	0-0,1/0 10:38	0-1,3/-1 26:43
Feb 23	@ BUF	MIN	0-0,0/0 19:57	0-0,1/0 14:02	0-0,1/-1 12:33	1-0,3/0 11:56	DNP	0-0,1/-2 25:03
Feb 24	Vs NYR	MIN	1-0,2/-1 17:35	0-1,2/1 12:32	0-0,3/0 13:22	0-1,1/0 10:53	0-1,1/1 07:23	0-1,6/0 28:36
Feb 26	Vs OTT	MIN	1-1,4/2 15:58	0-1,1/1 17:46	0-0,4/0 12:37	0-1,4/1 14:38	0-0,0/0 12:12	1-0(W),1/2 20:01
Mar 1	@ NYI	MIN	0-0,2/0 20:23	0-0,0/1 16:06	0-0,3/-1 14:39	0-0,1/0 07:32	0-0,1/-1 06:36	0-0,0/2 23:20
Mar 3	@ NYR	MIN	0-0,2/-1 17:31	0-1,0/2 15:20	1-0,2/1 16:36	1-0,2/0 06:58	0-1,0/0 07:21	0-0,2/-1 26:02
Mar 6	@ PHI	MIN	1-0,3/0 19:34	0-0,2/0 16:33	0-1,2/1 13:40	1-0(W),2/1 10:06	0-1,1/1 10:11	0-1,2/-1 20:54
Mar 8	Vs NJD	MIN	0-0,0/0 17:08	0-0,2/1 18:20	0-0,0/1 16:56	1-0(W),3/1 07:39	0-1,0/1 07:08	0-1,1/2 23:56
Mar 10	Vs WPG	MIN	0-1,1/1 18:08	0-0,0/1 15:02	1-0(W),1/0 12:14	0-0,1/0 09:24	0-0,1/0 08:33	0-1,0/1 23:37
Mar 12	@ PIT	MIN	0-0,2/-1 18:56	0-0,2/-1 15:27	0-0,2/-1 13:13	0-0,0/0 10:24	0-0,0/0 08:17	1-0,4/-2 25:32
Mar 14	@ PHI	MIN	1-0,4/2 14:00	0-0,0/-1 15:30	0-2,0/3 17:57	0-0,1/0 10:17	0-0,2/-1 10:17	0-1,1/3 25:04
Mar 16	@ TBL	MIN	0-0,0/-2 18:41	0-0,0/-1 11:12	0-0,0/-1 17:09	0-0,2/0 07:30	0-0,1/0 06:37	1-1,4/-1 27:12
Mar 19	@ NJD	MIN	1-0,2/0 17:26	DNP	0-1,0/0 15:15	1-0,3/1 12:17	DNP	0-0,1/2 20:55
Mar 20	Vs TBL	MIN	0-0,1/0 18:25	0-0,1/1 12:00	1-1,4/2 12:48	0-0,0/0 09:36	DNP	0-1,4/0 29:28
Mar 22	Vs MIN	MIN	0-0,2/-2 18:00	0-0,0/-1 14:27	DNP	0-0,1/0 12:07	0-0,0/0 08:33	0-0,4/0 24:50
Mar 24	Vs PHI	MIN	1-0,3/1 19:44	0-0,2/2 17:04	0-0,3/0 15:51	0-0,3/1 10:50	1-0(W),1/1 07:36	0-0,1/0 25:07
Mar 26	Vs CAR	DNP	0-1,1/2 18:41	0-0,1/1 17:54	0-1,0/0 13:14	0-0,1/0 12:21	0-0,1/0 09:37	1-1,2/1 21:48
Mar 28	@ CAR	DNP	0-0,1/-2 18:03	0-1,0/2 19:28	0-0,1/1 15:42	0-0,1/0 15:23	0-0,0/1 08:04	0-0,2/0 24:25
Mar 30	@ TBL	DNP	0-1,0/2 17:33	0-0,1/0 12:30	0-1,2/1 17:53	0-0,0/0 13:03	0-0,0/-1 06:04	0-2,5/2 24:39
Apr 1	@ FLA	DNP	0-0,4/-4 18:03	0-0,0/0 15:02	0-0,1/0 15:26	0-0,1/1 09:50	DNP	0-1,2/-2 22:29
Apr 4	Vs MTL	DNP	0-0,3/0 17:25	0-0,0/2 17:01	0-1,3/1 16:11	0-1,1/1 08:22	0-0,1/1 09:17	0-0,4/0 23:46
Apr 6	Vs NYI	0-0,0/-1 18:06	0-0,2/-2 19:38	0-0,5/0 18:49	0-0,3/0 15:15	0-0,2/0 13:26	0-0,0/-1 11:05	DNP

Goals-Assists-PIM/Rating DND-Did Not Dress INJ-Injured SPD-Suspension

2018-19 GAME-BY-GAME STATISTICS

Date	Opp.	Oshie#77	Walker#79	Kuznetsov#92
Oct 3	Vs BOS	1-1(W),4/1 17:16	0-1,1/1 11:10	2-0,5/0 19:15
Oct 4	@ PIT	2-1,3/2 18:31	0-0,1/0 06:29	0-1,3/1 24:12
Oct 10	Vs VGK	1-0,2/1 19:41	DNP	1-3,3/2 18:40
Oct 11	@ NJD	0-0,0/-1 18:46	DNP	0-0,1/-1 20:09
Oct 13	Vs TOR	0-0,3/0 20:20	DNP	1-1,5/0 20:52
Oct 17	Vs NYR	0-1,2/2 23:48	0-0,0/0 06:47	0-1,5/0 22:35
Oct 19	Vs FLA	0-0,0/0 20:05	DNP	0-2,2/0 20:58
Oct 22	@ VAN	1-1,4/2 19:04	DNP	1-0,4/0 14:56
Oct 25	@ EDM	0-0,1/-2 17:05	DNP	0-0,3/-3 18:00
Oct 27	@ CGY	1-0,4/-1 19:11	DNP	0-2,2/0 20:17
Nov 1	@ MTL	0-0,2/-1 19:25	DNP	0-1,1/-2 15:47
Nov 3	Vs DAL	0-1,2/1 20:56	DNP	1-0,1/-2 24:04
Nov 5	Vs EDM	1-0(W),3/1 19:20	MIN	0-1,1/0 19:07
Nov 7	Vs PIT	1-0(W),1/1 13:51	MIN	0-1,4/1 23:49
Nov 9	Vs CBJ	0-0,2/0 22:29	MIN	0-1,1/0 23:17
Nov 11	Vs ARI	0-0,1/0 20:47	MIN	0-0,3/-1 16:08
Nov 13	@ MIN	1-0,5/0 15:42	MIN	0-1,4/2 16:34
Nov 14	@ WPG	0-0,1/0 20:37	MIN	0-0,1/0 04:10
Nov 16	@ COL	DNP	MIN	DNP
Nov 19	@ MTL	DNP	MIN	DNP
Nov 21	Vs CHI	DNP	MIN	DNP
Nov 23	Vs DET	DNP	MIN	DNP
Nov 24	@ NYR	DNP	MIN	DNP
Nov 26	@ NYI	DNP	MIN	DNP
Nov 30	Vs NJD	DNP	MIN	0-1,4/-1 17:37
Dec 2	Vs ANA	DNP	MIN	1-1,1/0 19:11
Dec 4	@ VGK	DNP	MIN	0-1,5/2 19:33
Dec 6	@ ARI	DNP	MIN	0-1,0/2 18:03
Dec 8	@ CBJ	INJ	MIN	0-1,2/1 15:21
Dec 11	Vs DET	1-0,2/2 16:56	MIN	0-2,0/-1 15:50
Dec 14	@ CAR	0-0,4/1 19:43	MIN	0-1,5/-1 18:21
Dec 15	Vs BUF	0-0,3/0 20:38	MIN	0-1,5/1 21:25
Dec 19	Vs PIT	0-0,0/0 21:25	MIN	0-0,5/0 21:43
Dec 21	Vs BUF	0-0,1/-1 19:26	MIN	0-1,1/1 18:44
Dec 22	@ OTT	0-0,1/0 16:20	MIN	0-0,4/1 18:56
Dec 27	Vs CAR	1-0(W),1/0 17:48	MIN	0-0,2/0 15:13
Dec 29	@ OTT	0-0,0/0 19:17	MIN	0-1,2/1 14:17
Dec 31	Vs NSH	0-0,1/-1 20:07	MIN	0-1,2/0 19:21
Jan 3	@ STL	0-0,1/0 16:47	MIN	0-0,3/-1 16:42
Jan 4	@ DAL	0-0,7/0 19:40	MIN	0-0,3/0 20:03
Jan 6	@ DET	0-0,3/-1 17:39	MIN	0-2,5/1 17:28
Jan 8	Vs PHI	2-0,3/3 18:31	MIN	0-0,3/0 22:04
Jan 10	@ BOS	0-2,3/2 14:49	MIN	0-0,0/2 20:01
Jan 12	Vs CBJ	0-0,1/1 18:38	MIN	1-0,6/0 21:45
Jan 14	Vs STL	0-0,3/-1 16:27	MIN	0-0,3/0 19:31
Jan 15	@ NSH	1-0,3/-2 15:45	MIN	0-1,2/-2 15:30
Jan 18	Vs NYI	0-0,1/-1 19:29	MIN	0-0,3/-1 18:54
Jan 20	@ CHI	0-2,1/1 19:08	MIN	0-0,2/-3 16:44
Jan 22	Vs SJS	1-2,6/-1 18:23	MIN	1-1,5/1 18:38
Jan 23	@ TOR	0-2,2/0 19:18	MIN	0-1,2/0 19:41
Feb 1	Vs CGY	0-1,3/-1 22:27	MIN	1-1(W),6/0 24:36
Feb 3	Vs BOS	0-0,2/0 21:05	MIN	0-0,1/0 19:40
Feb 5	Vs VAN	1-0,3/-1 18:56	MIN	0-2,3/2 18:38
Feb 7	Vs COL	0-1,2/-1 24:21	MIN	2-1(W),4/2 19:49
Feb 9	Vs FLA	0-0,0/-3 16:33	MIN	1-0,3/1 16:56
Feb 11	Vs LAK	0-2,2/0 19:31	MIN	2-2,3/1 16:49
Feb 12	@ CBJ	0-0,0/-1 18:12	MIN	0-0,2/-2 17:35
Feb 14	@ SJS	2-1,3/3 21:22	MIN	0-1,2/1 19:43
Feb 17	@ ANA	0-0,1/0 07:10	MIN	0-0,1/-1 22:01
Feb 18	@ LAK	0-0,0/-2 16:16	MIN	0-0,1/0 18:01
Feb 21	@ TOR	0-1,0/0 17:16	MIN	0-0,3/-1 17:19
Feb 23	@ BUF	0-0,2/-3 15:20	MIN	0-1,3/2 20:02
Feb 24	Vs NYR	0-1,3/0 20:36	MIN	1-0(W),1/-1 19:12
Feb 26	Vs OTT	2-0,3/2 16:31	MIN	1-1,1/2 13:38
Mar 1	@ NYI	1-1,3/2 17:38	MIN	0-1,0/0 18:10
Mar 3	@ NYR	0-0,3/0 21:47	MIN	0-0,2/0 21:50
Mar 6	@ PHI	0-0,2/-1 18:13	MIN	0-0,3/1 18:09
Mar 8	Vs NJD	0-0,3/0 18:02	MIN	0-1,2/0 19:21
Mar 10	Vs WPG	0-0,1/1 18:08	MIN	0-0,0/0 18:30
Mar 12	@ PIT	0-2,3/1 19:18	MIN	0-0,2/-2 17:27
Mar 14	@ PHI	0-0,2/-1 16:27	MIN	1-1,2/2 14:55
Mar 16	@ TBL	0-1,2/-3 18:02	MIN	0-1,2/-1 19:09
Mar 19	@ NJD	0-0,1/1 13:55	MIN	1-0,4/0 16:29
Mar 20	Vs TBL	1-1,5/1 23:09	MIN	1-0,9/0 25:45
Mar 22	Vs MIN	0-1,1/1 19:54	MIN	0-0,0/-1 23:16
Mar 24	Vs PHI	0-0,1/0 16:35	MIN	0-0,3/0 15:34
Mar 26	Vs CAR	1-0,3/1 17:05	MIN	0-3,3/2 19:17
Mar 28	@ CAR	DNP	MIN	0-1,0/1 15:28
Mar 30	@ TBL	2-1,2/1 18:53	MIN	0-2,0/1 20:35
Apr 1	@ FLA	0-2,0/0 20:00	MIN	1-0,2/0 18:28
Apr 4	Vs MTL	0-0,0/0 18:20	MIN	0-0,1/0 18:41
Apr 6	Vs NYI	DNP	DNP	0-0,0/-2 19:37

Goals-Assists-PIM/Rating DND-Did Not Dress INJ-Injured SPD-Suspension

2018-19 PHEONIX COPLEY GAME-BY-GAME STATISTICS

Date	Opp.	GP	GS	W	L	OT	SA	GA	SV	SO	MIN
Apr 6	NYI	1	0	1	0	0	23	2	.913	0	57:54
Apr 1	@ FLA	1	0	1	0	0	33	4	.879	0	56:26
Mar 19	@ NJD	1	1	0	0	0	21	1	.952	0	60:00
Mar 10	vs WPG	1	1	0	0	0	34	1	.971	0	59:28
Feb 24	vs NYR	1	1	0	0	0	31	5	.839	0	64:20
Feb 18	@ LAK	1	1	0	0	0	28	2	.929	0	60:00
Feb 11	vs LAK	1	1	0	0	0	33	4	.879	0	59:56
Feb 7	vs COL	1	1	0	0	0	37	3	.919	0	63:57
Jan 20	@ CHI	--	0	1	0	0	17	3	.824	0	36:41
Jan 15	@ NSH	1	0	1	0	0	29	7	.759	0	60:00
Jan 14	vs STL	1	0	1	0	0	37	4	.892	0	57:53
Jan 12	vs CBJ	--	--	--	--	1	11	1	.909	0	34:21
Jan 8	vs PHI	1	1	0	0	0	40	3	.925	0	59:47
Jan 4	@ DAL	1	--	--	--	1	29	2	.931	0	63:37
Dec 29	@ OTT	1	1	0	0	0	33	2	.939	0	60:00
Dec 22	@ OTT	1	1	0	0	0	35	0	1.000	1	59:46
Dec 15	vs BUF	1	1	0	0	0	29	3	.897	0	65:00
Dec 6	@ ARI	1	1	0	0	0	29	2	.931	0	60:00
Nov 24	@ NYR	1	1	0	0	0	30	3	.900	0	60:00
Nov 19	@ MTL	1	--	--	--	0	22	4	.818	0	21:35
Nov 16	@ COL	1	1	0	0	0	26	2	.923	0	60:22
Nov 14	@ WPG	1	0	1	0	0	23	2	.913	0	58:54
Nov 13	@ MIN	1	1	0	0	0	28	2	.929	0	59:59
Nov 5	vs EDM	1	1	0	0	0	33	2	.939	0	60:00
Oct 27	@ CGY	1	1	0	0	0	30	3	.900	0	65:00
Oct 19	vs FLA	--	--	--	--	1	19	1	.947	0	44:15
Oct 11	@ NJD	1	0	1	0	0	36	6	.833	0	59:45

2018-19 BRADEN HOLTBY GAME-BY-GAME STATISTICS

Date	Opp.	GP	GS	W	L	OT	SA	GA	SV	SO	MIN
Apr 4	MTL	1	1	0	0	0	34	1	.971	0	60:00
Mar 30	@TBL	1	1	0	0	0	28	3	.893	0	59:43
Mar 28	@CAR	1	1	0	0	0	26	2	.923	0	59:58
Mar 26	vs CAR	1	1	0	0	0	28	1	.964	0	59:50
Mar 24	vs PHI	1	1	0	0	0	36	1	.972	0	60:00
Mar 22	vs MIN	1	0	1	0	0	27	2	.926	0	57:42
Mar 20	vs TBL	1	--	--	--	1	28	5	.821	0	61:40
Mar 16	@TBL	1	0	1	0	0	33	4	.879	0	57:38
Mar 14	@PHI	1	1	0	0	0	24	2	.917	0	60:00
Mar 12	@PIT	1	0	1	0	0	29	4	.862	0	58:39
Mar 8	vs NJD	1	1	0	0	0	25	0	1.000	1	60:00
Mar 6	@PHI	1	1	0	0	0	30	3	.900	0	59:08
Mar 3	@NYR	1	1	0	0	0	24	2	.917	0	65:00
Mar 1	@NYI	1	1	0	0	0	21	1	.952	0	60:00
Feb 26	vs OTT	1	1	0	0	0	23	2	.913	0	60:00
Feb 23	@BUF	1	0	1	0	0	37	4	.892	0	58:44
Feb 21	@TOR	1	1	0	0	0	42	2	.952	0	59:59
Feb 17	@ANA	1	0	1	0	0	39	5	.872	0	60:00
Feb 14	@SJS	1	1	0	0	0	26	1	.962	0	60:00
Feb 12	@CBJ	1	0	1	0	0	31	2	.935	0	57:29
Feb 9	vs FLA	1	--	--	--	1	31	5	.839	0	61:31
Feb 5	vs VAN	1	1	0	0	0	32	2	.938	0	60:00
Feb 3	vs BOS	1	0	1	0	0	39	1	.974	0	58:32
Feb 1	vs CGY	1	1	0	0	0	30	3	.900	0	60:00
Jan 23	@TOR	1	0	1	0	0	36	5	.861	0	58:08
Jan 22	vs SJS	1	--	--	--	1	43	7	.837	0	61:48
Jan 20	@CHI	1	--	--	--	0	11	4	.636	0	22:30
Jan 18	vs NYI	1	0	1	0	0	25	2	.920	0	57:49
Jan 12	vs CBJ	1	--	--	--	0	11	1	.909	0	28:43
Jan 10	@BOS	1	1	0	0	0	41	2	.951	0	59:36
Jan 6	@DET	1	1	0	0	0	25	2	.920	0	60:00
Jan 3	@STL	1	0	1	0	0	42	5	.881	0	60:00
Dec 31	vs NSH	1	0	1	0	0	34	6	.824	0	60:00
Dec 27	vs CAR	1	1	0	0	0	29	1	.966	0	59:49
Dec 21	vs BUF	1	1	0	0	0	37	1	.973	0	59:54
Dec 19	vs PIT	1	0	1	0	0	30	2	.933	0	57:43
Dec 14	@CAR	1	1	0	0	0	27	5	.815	0	65:00
Dec 11	vs DET	1	1	0	0	0	37	2	.946	0	60:00
Dec 8	@CBJ	1	1	0	0	0	28	0	1.000	1	59:40
Dec 4	@VGK	1	0	1	0	0	27	4	.852	0	58:57
Dec 2	vs ANA	1	0	1	0	0	25	6	.760	0	58:27
Nov 30	vs NJD	1	1	0	0	0	36	3	.917	0	60:00
Nov 26	@NYI	1	1	0	0	0	33	1	.970	0	60:00
Nov 23	vs DET	1	1	0	0	0	32	1	.969	0	60:00
Nov 21	vs CHI	1	1	0	0	0	39	2	.949	0	59:57
Nov 19	@MTL	--	1	0	0	0	22	0	1.000	0	41:59
Nov 11	vs ARI	1	0	1	0	0	21	3	.857	0	59:16
Nov 9	vs CBJ	1	0	1	0	0	36	2	.944	0	58:31
Nov 7	vs PIT	1	1	0	0	0	42	1	.976	0	60:00
Nov 3	vs DAL	1	--	--	--	1	37	4	.892	0	63:12
Nov 1	@MTL	1	0	1	0	0	43	5	.884	0	59:58
Oct 25	@EDM	1	0	1	0	0	31	3	.903	0	58:25
Oct 22	@VAN	1	1	0	0	0	24	2	.917	0	59:47
Oct 19	vs FLA	1	--	--	--	0	11	4	.636	0	20:00
Oct 17	vs NYR	1	1	0	0	0	32	3	.906	0	62:16
Oct 13	vs TOR	1	0	1	0	0	28	4	.857	0	58:20
Oct 10	vs VGK	1	1	0	0	0	31	2	.935	0	60:00
Oct 4	@PIT	1	--	--	--	1	41	7	.829	0	61:20
Oct 3	vs BOS	1	1	0	0	0	25	0	1.000	1	59:56

2018-19 GOALS & SHOTS BY PERIOD

			WSH GOALS				OPP GOALS				WSH SHOTS				OPP SHOTS				GOALS		SHOTS	
1	Oct. 3	vs. BOS	2	4	1	0	0	0	0	0	13	12	12	0	9	6	10	0	7	0	37	25
2	Oct. 4	at PIT	3	1	2	0	2	3	1	1	10	16	10	0	5	23	11	2	6	7	36	41
3	Oct. 10	vs. VGK	1	1	3	0	0	1	1	0	9	8	12	0	4	16	11	0	5	2	29	31
4	Oct. 11	at NJD	0	0	0	0	2	1	3	0	6	5	10	0	13	12	11	0	0	6	21	36
5	Oct. 13	vs. TOR	1	1	0	0	0	2	2	0	10	9	8	0	9	5	14	0	2	4	27	28
6	Oct. 17	vs. NYR	1	2	0	1	1	1	1	0	14	13	9	2	9	18	5	0	4	3	38	32
7	Oct. 19	vs. FLA	1	3	1	0	4	1	0	0	5	16	8	2	11	6	10	3	5	5	31	30
8	Oct. 22	at VAN	1	2	2	0	0	1	1	0	13	13	7	0	6	12	6	0	5	2	33	24
9	Oct. 25	at EDM	0	1	0	0	1	1	2	0	9	9	14	0	9	14	9	0	1	4	32	32
10	Oct. 27	at CGY	2	1	0	0	2	0	1	0	10	8	8	1	9	6	11	4	3	3	27	30
11	Nov. 1	at MTL	1	3	0	0	1	2	3	0	13	13	5	0	19	8	17	0	4	6	31	44
12	Nov. 3	vs. DAL	0	2	1	0	2	1	0	1	11	13	7	1	11	9	10	7	3	4	32	37
13	Nov. 5	vs. EDM	2	2	0	0	1	1	0	0	11	10	2	0	12	10	11	0	4	2	23	33
14	Nov. 7	vs. PIT	0	1	1	0	1	0	0	0	7	10	5	0	9	17	16	0	2	1	22	42
15	Nov. 9	vs. CBJ	0	1	0	0	1	0	1	0	15	10	9	0	9	16	11	0	1	2	34	36
16	Nov. 11	vs. ARI	0	1	0	0	1	2	1	0	10	16	13	0	12	5	5	0	1	4	39	22
17	Nov. 13	at MIN	2	1	2	0	0	1	1	0	12	15	6	0	6	8	14	0	5	2	33	28
18	Nov. 14	at WPG	1	0	0	0	0	1	2	0	10	10	8	0	2	14	8	0	1	3	28	24
19	Nov. 16	at COL	0	2	0	1	1	0	1	0	13	12	3	1	9	9	8	0	3	2	29	26
20	Nov. 19	at MTL	2	1	1	1	1	3	0	0	8	11	14	1	18	16	7	3	5	4	34	44
21	Nov. 21	vs. CHI	2	1	1	0	0	1	1	0	12	9	6	0	14	10	15	0	4	2	27	39
22	Nov. 23	vs. DET	0	1	2	0	1	0	0	0	5	8	7	0	14	4	14	0	3	1	20	32
23	Nov. 24	at NYR	0	3	2	0	1	1	1	0	6	15	7	0	12	9	9	0	5	3	28	30
24	Nov. 26	at NYI	1	1	2	0	1	0	0	0	12	3	9	0	8	10	15	0	4	1	24	33
25	Nov. 30	vs. NJD	1	1	4	0	0	1	2	0	8	10	13	0	9	17	10	0	6	3	31	36
26	Dec. 2	vs. ANA	3	2	0	0	1	2	3	0	11	8	13	0	9	9	7	0	5	6	32	25
27	Dec. 4	at VGK	1	1	1	0	1	0	4	0	9	9	8	0	7	10	11	0	3	5	26	28
28	Dec. 6	at ARI	0	2	2	0	1	1	0	0	11	7	11	0	11	8	10	0	4	2	29	29
29	Dec. 8	at CBJ	3	0	1	0	0	0	0	0	13	8	7	0	9	8	11	0	4	0	28	28
30	Dec. 11	vs. DET	3	2	1	0	0	0	2	0	10	7	8	0	11	10	16	0	6	2	25	37
31	Dec. 14	at CAR	1	3	1	0	2	2	1	0	10	11	7	1	10	6	10	1	5	5	29	27
32	Dec. 15	vs. BUF	2	1	0	0	1	2	0	0	10	15	10	3	8	9	5	7	3	3	38	29
33	Dec. 19	vs. PIT	0	1	0	0	0	2	0	0	8	10	14	0	9	13	8	0	1	2	32	30
34	Dec. 21	vs. BUF	0	1	1	0	0	0	1	0	8	8	8	0	9	11	17	0	2	1	24	37
35	Dec. 22	at OTT	2	2	0	0	0	0	0	0	14	10	9	0	13	12	10	0	4	0	33	35
36	Dec. 27	vs. CAR	0	2	1	0	0	0	1	0	16	9	8	0	8	8	13	0	3	1	33	29
37	Dec. 29	at OTT	2	1	0	0	0	1	1	0	10	7	7	0	7	13	13	0	3	2	24	33
38	Dec. 31	vs. NSH	2	1	0	0	1	3	2	0	9	10	6	0	11	15	8	0	3	6	25	34
39	Jan. 3	at STL	1	1	0	0	1	2	2	0	13	10	2	0	9	19	14	0	2	5	25	42
40	Jan. 4	at DAL	0	1	0	0	1	0	0	1	5	15	14	3	15	8	2	4	1	2	37	29
41	Jan. 6	at DET	1	0	2	0	1	1	0	0	13	6	15	0	9	10	6	0	3	2	34	25
42	Jan. 8	vs. PHI	1	3	1	0	1	0	2	0	4	13	8	0	11	12	17	0	5	3	25	40
43	Jan. 10	at BOS	1	1	2	0	0	1	1	0	5	7	10	0	17	11	13	0	4	2	22	41
44	Jan. 12	vs. CBJ	0	0	1	0	1	0	0	1	11	9	12	1	7	6	8	1	1	2	33	22
45	Jan. 14	vs. STL	1	0	0	0	0	3	1	0	7	13	9	0	14	14	9	0	1	4	29	37
46	Jan. 15	at NSH	0	1	1	0	2	4	1	0	8	10	10	0	9	11	9	0	2	7	28	29
47	Jan. 18	vs. NYI	0	0	0	0	0	0	2	0	7	8	4	0	11	9	5	0	0	2	19	25
48	Jan. 20	at CHI	1	1	3	0	3	1	4	0	15	9	15	0	9	12	7	0	5	8	39	28
49	Jan. 22	vs. SJ	3	2	1	0	2	2	2	1	14	12	11	2	15	13	13	2	6	7	39	43
50	Jan. 23	at TOR	1	1	1	0	1	2	3	0	10	19	15	0	8	19	10	0	3	6	44	37
51	Feb. 1	vs. CGY	2	1	1	0	1	1	1	0	13	16	11	0	13	7	10	0	4	3	40	30
52	Feb. 3	vs. BOS	0	0	0	0	0	1	0	0	6	7	11	0	15	15	9	0	0	1	24	39
53	Feb. 5	vs. VAN	1	0	2	0	0	0	2	0	18	4	9	0	5	13	14	0	3	2	31	32
54	Feb. 7	vs. COL	1	1	1	1	0	1	2	0	12	15	12	3	9	16	10	2	4	3	42	37
55	Feb. 9	vs. FLA	0	2	2	0	2	1	1	1	8	12	10	0	9	10	9	3	4	5	30	31
56	Feb. 11	vs. LA	2	3	1	0	2	1	1	0	12	10	9	0	10	10	13	0	6	4	31	33
57	Feb. 12	at CBJ	0	0	0	0	0	1	2	0	4	3	13	0	11	13	8	0	0	3	20	32
58	Feb. 14	at SJ	2	2	1	0	1	0	0	0	15	9	5	0	10	10	6	0	5	1	29	26
59	Feb. 17	at ANA	1	1	0	0	0	2	3	0	8	9	8	0	16	9	14	0	2	5	25	39
60	Feb. 18	at LA	2	1	0	0	0	0	2	0	7	7	7	0	10	7	11	0	3	2	21	28
61	Feb. 21	at TOR	0	2	1	0	0	0	2	0	8	13	7	0	12	9	21	0	3	2	28	41
62	Feb. 23	at BUF	0	1	1	0	2	1	2	0	10	15	8	0	13	13	12	0	2	5	22	38
63	Feb. 24	vs. NYR	2	1	2	1	1	1	3	0	7	13	12	3	7	13	10	1	6	5	35	31
64	Feb. 26	vs. OTT	2	4	1	0	2	0	0	0	9	17	11	0	13	5	5	0	7	2	37	23
65	Mar. 1	at NYI	0	0	3	0	1	0	0	0	12	7	9	0	9	4	8	0	3	1	28	21
66	Mar. 3	at NYR	2	0	0	0	1	1	0	0	9	20	8	2	11	7	4	2	2	2	39	24
67	Mar. 6	at PHI	2	3	0	0	0	1	2	0	15	10	10	0	7	9	14	0	5	3	35	30
68	Mar. 8	vs. NJD	1	0	2	0	0	0	0	0	11	13	12	0	10	10	5	0	3	0	36	25
69	Mar. 10	vs. WPG	1	1	1	0	1	0	0	0	5	4	9	0	8	15	11	0	3	1	18	34
70	Mar. 12	at PIT	1	1	1	0	0	3	2	0	9	15	17	0	9	12	9	0	3	5	41	30
71	Mar. 14	at PHI	2	2	1	0	0	2	0	0	11	14	7	0	5	9	10	0	5	2	32	24
72	Mar. 16	at TB	1	1	1	0	3	0	3	0	9	13	12	0	16	5	14	0	3	6	34	35
73	Mar. 19	at NJD	1	3	0	0	1	0	0	0	4	9	9	0	7	5	9	0	4	1	22	21
74	Mar. 21	vs. TB	1	2	1	0	0	4	0	1	15	22	19	2	5	11	10	2	4	5	58	28
75	Mar. 22	vs. MIN	0	1	0	0	1	0	1	0	6	9	7	0	6	15	6	0	1	2	22	27
76	Mar. 24	vs. PHI	1	1	1	0	0	1	0	0	11	7	12	0	11	20	5	0	3	1	30	36
77	Mar. 26	vs. CAR	1	0	3	0	0	1	0	0	10	11	7	0	10	7	11	0	4	1	28	28
78	Mar. 28	at CAR	1	0	2	0	1	1	0	0	7	9	4	0	5	11	10	0	3	2	20	26
79	Mar. 30	at TB	3	1	2	0	0	1	2	0	13	15	7	0	5	9	14	0	6	3	35	28
80	Apr. 1	at FLA	0	0	3	0	1	3	1	0	5	14	11	0	14	10	10	0	3	5	30	34
81	Apr. 4	vs. MTL	1	1	0	0	1	0	0	0	9	11	11	0	15	7	12	0	2	1	31	34
82	Apr. 6	vs. NYI	0	0	0	0	0	1	2	0	8	10	11	0	8	6	10	0	0	3	29	24
		Totals	**87**	**103**	**79**	**5**	**66**	**83**	**92**	**7**	**809**	**887**	**768**	**28**	**818**	**878**	**844**	**44**	**274**	**248**	**2481**	**2583**

2018-19 Injuries & Illnesses

BY PLAYER

Michal Kempny, 10/3-10/4, 11/14, 3/22-4/6 (11 games)
Brett Connolly, 3/30 (one game)
T.J. Oshie, 11/16-12/8, 3/28 (12 games)
Carl Hagelin, 3/22 (one game)
Christian Djoos, 12/14-2/1 (21 games)
Nicklas Backstrom, 1/8 (one game)
Matt Niskanen, 12/29-12/31 (two games)
Brooks Orpik, 11/1-12/29 (27 games)
Tom Wilson, 12/6-12/11 (three games)
Evgeny Kuznetsov, 11/16-11/26 (six games)
Braden Holtby, 11/14-11/16 (two games)
John Carlson, 11/9 (one game)
Travis Boyd, 10/3-10/27 (10 games)
Man Games Lost: 98

2018-19 Transactions

Apr 7, 2019	Nathan Walker	Assigned to Hershey
Apr 5, 2019	Bobby Nardella	Signed as Free Agent
Apr 5, 2019	Nathan Walker	Recalled from Hershey
Apr 3, 2019	Jonas Siegenthaler	Recalled from Hershey
Apr 2, 2019	Jonas Siegenthaler	Assigned to Hershey
Mar 25, 2019	Tyler Lewington	Assigned to Hershey
Mar 25, 2019	Jonas Siegenthaler	Recalled from Hershey
Mar 23, 2019	Tyler Lewington	Recalled from Hershey
Mar 18, 2019	Joe Snively	Signed as Free Agent
Feb 25, 2019	Parker Milner	Signed as Free Agent
Feb 22, 2019	Nick Jensen	Signed extension
Feb 22, 2019	Nick Jensen	Aquired via trade with fifth round pick for M. Bowey, '20 pick
Feb 21, 2019	Carl Hagelin	Acquired via trade for 2019 3rd-rd, cond. 2020 6th-rd picks
Feb 21, 2019	Devante Smith-Pelly	Assigned to Hershey
Feb 8, 2019	Christian Djoos	Recalled from Hershey
Feb 8, 2019	Jonas Siegenthaler	Assigned to Hershey
Feb 4, 2019	Pheonix Copley	Signed extension
Feb 3, 2019	Christian Djoos	Assigned to Hershey for conditioning stint
Jan 31, 2019	Jonas Siegenthaler	Recalled from Hershey
Jan 24, 2019	Jonas Siegenthaler	Assigned to Hershey
Dec 31, 2018	Tyler Lewington	Assigned to Hershey
Dec 27, 2018	Tyler Lewington	Recalled from Hershey
Dec 23, 2018	Tyler Lewington	Assigned to Hershey
Dec 15, 2018	Tyler Lewington	Recalled from Hershey
Dec 9, 2018	Riley Barber	Assigned to Hershey
Dec 7, 2018	Riley Barber	Recalled from Hershey
Nov 19, 2018	Ilya Samsonov	Assigned to Hershey
Nov 19, 2018	Jonas Siegenthaler	Recalled from Hershey
Nov 16, 2018	Jonas Siegenthaler	Assigned to Hershey
Nov 16, 2018	Ilya Samsonov	Recalled from Hershey
Nov 14, 2018	Gavin McHale	Signed Professional tryout agreement
Nov 12, 2018	Aaron Ness	Assigned to Hershey
Nov 9, 2018	Aaron Ness	Recalled from Hershey
Nov 9, 2018	Jonas Siegenthaler	Recalled from Hershey
Nov 5, 2018	Nathan Walker	Assigned to Hershey
Nov 5, 2018	Travis Boyd	Recalled from Hershey
Nov 4, 2018	Aaron Ness	Assigned to Hershey
Oct 31, 2018	Travis Boyd	Assigned to Hershey for conditioning stint
Oct 31, 2018	Aaron Ness	Recalled from Hershey
Oct 22, 2018	Kody Clark	Signed to contract
Oct 14, 2018	Jayson Megna	Assigned to Hershey

ALL CAPS

TEAM HISTORY

Year-by-Year Results

YEAR	GP	W	L	T	OT	PTS	PCT	GF	GA	DIV. FINISH	PLAYOFF RESULTS
2018-19	82	48	26	-	8	104	.634	274	248	1st	Lost First Round
2017-18	82	49	26	-	7	105	.640	256	238	1st	Won Stanley Cup
2016-17	82	55	19	-	8	118	.720	261	177	1st	Lost Second Round
2015-16	82	56	18	-	8	120	.732	248	191	1st	Lost Second Round
2014-15	82	45	26	-	11	101	.616	237	199	2nd	Lost Second Round
2013-14	82	38	30	-	14	90	.549	225	229	5th	Did Not Qualify
2012-13	48	27	18	-	3	57	.594	146	130	1st	Lost Conf. Quarterfinals
2011-12	82	42	32	-	8	92	.561	222	230	2nd	Lost Conf. Semifinals
2010-11	82	48	23	-	11	107	.652	224	191	1st	Lost Conf. Semifinals
2009-10	82	54	15	-	13	121	.738	313	227	1st	Lost Conf. Quarterfinals
2008-09	82	50	24	-	8	108	.659	272	245	1st	Lost Conf. Semifinals
2007-08	82	43	31	-	8	94	.573	242	231	1st	Lost Conf. Quarterfinals
2006-07	82	28	40	-	14	70	.427	235	286	5th	Did Not Qualify
2005-06	82	29	41	-	12	70	.427	237	306	5th	Did Not Qualify
2003-04	82	23	46	10	3	59	.360	186	253	5th	Did Not Qualify
2002-03	82	39	29	8	6	92	.561	224	220	2nd	Lost Conf. Quarterfinals
2001-02	82	36	33	11	2	85	.518	228	240	2nd	Did Not Qualify
2000-01	82	41	27	10	4	96	.585	233	211	1st	Lost Conf. Quarterfinals
1999-00	82	44	24	12	2	102	.622	227	194	1st	Lost Conf. Quarterfinals
1998-99	82	31	45	6	-	68	.415	200	218	3rd	Did Not Qualify
1997-98	82	40	30	12	-	92	.561	219	202	3rd	Lost Stanley Cup
1996-97	82	33	40	9	-	75	.457	214	231	5th	Did Not Qualify
1995-96	82	39	32	11	-	89	.543	234	204	4th	Lost Conf. Quarterfinals
1994-95	48	22	18	8	-	52	.542	136	120	3rd	Lost Conf. Quarterfinals
1993-94	84	39	35	10	-	88	.524	277	263	3rd	Lost Conf. Semifinals
1992-93	84	43	34	7	-	93	.554	325	286	2nd	Lost Div. Semifinals
1991-92	80	45	27	8	-	98	.613	330	275	2nd	Lost Div. Semifinals
1990-91	80	37	36	7	-	81	.506	258	258	3rd	Lost Div. Finals
1989-90	80	36	38	6	-	78	.488	284	275	3rd	Lost Conf. Finals
1988-89	80	41	29	10	-	92	.575	305	259	1st	Lost Div. Semifinals
1987-88	80	38	33	9	-	85	.531	281	249	2nd	Lost Div. Finals
1986-87	80	38	32	10	-	86	.538	285	278	2nd	Lost Div. Semifinals
1985-86	80	50	23	7	-	107	.669	315	272	2nd	Lost Div. Finals
1984-85	80	46	25	9	-	101	.631	322	240	2nd	Lost Div. Semifinals
1983-84	80	48	27	5	-	101	.631	308	226	2nd	Lost Div. Finals
1982-83	80	39	25	16	-	94	.588	306	283	3rd	Lost Div. Semifinals
1981-82	80	26	41	13	-	65	.406	319	338	5th	Did Not Qualify
1980-81	80	26	36	18	-	70	.438	286	317	5th	Did Not Qualify
1979-80	80	27	40	13	-	67	.419	261	293	5th	Did Not Qualify
1978-79	80	24	41	15	-	63	.394	273	338	4th	Did Not Qualify
1977-78	80	17	49	14	-	48	.300	195	321	5th	Did Not Qualify
1976-77	80	24	42	14	-	62	.388	221	307	4th	Did Not Qualify
1975-76	80	11	59	10	-	32	.200	224	394	5th	Did Not Qualify
1974-75	80	8	67	5	-	21	.131	181	446	5th	Did Not Qualify
Total	3,508	1,623	1,432	303	150	3,699	.527	11,024	11,109	-	-

	HOME								AWAY							
YEAR	GP	W	L	T	OT	PTS	GF	GA	GP	W	L	T	OT	PTS	GF	GA
2018-19	41	24	11	-	6	54	137	111	41	24	15	-	2	50	137	137
2017-18	41	28	11	-	2	58	136	103	41	21	15	-	5	47	120	135
2016-17	41	32	7	-	2	66	133	67	41	23	12	-	6	52	128	110
2015-16	41	29	8	-	4	62	127	93	41	27	10	-	4	58	121	98
2014-15	41	23	13	-	5	51	120	92	41	22	13	-	6	50	117	107
2013-14	41	21	13	-	7	49	113	113	41	17	17	-	7	41	112	116
2012-13	24	15	8	-	1	31	76	60	24	12	10	-	2	26	70	70
2011-12	41	26	11	-	4	56	115	99	41	16	21	-	4	36	103	127
2010-11	41	25	8	-	8	58	122	94	41	23	15	-	3	49	97	97
2009-10	41	30	5	-	6	66	159	109	41	24	10	-	7	55	159	124
2008-09	41	29	9	-	3	61	146	112	41	21	15	-	5	47	126	133
2007-08	41	23	15	-	3	49	127	110	41	20	16	-	5	45	115	121
2006-07	41	17	17	-	7	41	130	135	41	11	23	-	7	29	105	151
2005-06	41	16	18	-	7	39	126	145	41	13	23	-	5	31	111	161
2003-04	41	13	20	6	2	34	97	119	41	10	26	4	1	25	89	134
2002-03	41	24	13	2	2	52	128	116	41	15	16	6	4	40	96	104
2001-02	41	21	12	6	2	50	124	110	41	15	21	5	0	35	104	130
2000-01	41	24	9	6	2	56	129	98	41	17	18	4	2	40	104	113
1999-00	41	26	5	8	2	62	120	83	41	18	19	4	0	40	107	111
1998-99	41	16	23	2	-	34	107	111	41	15	22	4	-	34	93	107
1997-98#	41	23	12	6	-	52	116	94	41	17	18	6	-	40	103	108
1996-97	41	19	17	5	-	43	109	109	41	14	23	4	-	32	105	122
1995-96	41	21	15	5	-	47	124	97	41	18	17	6	-	42	110	107
1994-95	24	15	6	3	-	33	75	48	24	7	12	5	-	19	61	72
1993-94*	41	17	15	9	-	43	135	121	41	21	19	1	-	43	132	133
1992-93*	41	20	15	6	-	46	159	134	41	21	19	1	-	43	158	149
1991-92	40	25	12	3	-	53	171	131	40	20	15	5	-	45	159	138
1990-91	40	21	14	5	-	47	145	123	40	16	22	2	-	34	113	135
1989-90	40	19	18	3	-	41	155	137	40	17	20	3	-	37	129	138
1988-89	40	25	12	3	-	53	159	117	40	16	17	7	-	39	150	142
1987-88	40	22	14	4	-	48	148	116	40	16	19	5	-	37	130	128
1986-87	40	22	15	3	-	47	147	131	40	16	17	7	-	39	138	147
1985-86	40	30	8	2	-	62	176	126	40	20	15	5	-	45	138	146
1984-85	40	27	11	2	-	56	173	109	40	19	14	7	-	45	149	131
1983-84	40	26	11	3	-	55	179	101	40	22	16	2	-	46	129	121
1982-83	40	22	12	6	-	50	153	132	40	17	13	10	-	44	153	151
1981-82	40	16	16	8	-	40	189	152	40	10	25	5	-	25	130	186
1980-81	40	16	17	7	-	39	152	151	40	10	19	11	-	31	134	162
1979-80	40	20	14	6	-	46	162	138	40	7	26	7	-	21	97	155
1978-79	40	15	19	6	-	36	151	162	40	9	22	9	-	27	122	176
1977-78	40	10	23	7	-	27	104	158	40	7	26	7	-	21	91	163
1976-77	40	17	15	8	-	42	132	123	40	7	27	6	-	20	89	184
1975-76	40	6	26	8	-	20	117	166	40	5	33	2	-	12	107	223
1974-75	40	7	28	5	-	19	98	191	40	1	39	0	-	2	83	256
Total	1,754	924	602	153	75	2,076	5,887	5,144	1,754	699	830	150	75	1,623	5,137	5,965

* Not counting neutral-site games (2-0-0 in 1992-93; 1-1-0 in 1993-94)

Team started 5-3-2 at US Airways Arena; finished 18-9-4 at MCI Center

Year-by-Year Leaders

Year	Points	
2018-19	Ovechkin	89
2017-18	Ovechkin	87
2016-17	Backstrom	86
2015-16	Kuznetsov	77
2014-15	Ovechkin	81
2013-14	Ovechkin/Backstrom	79
2012-13	Ovechkin	56
2011-12	Ovechkin	65
2010-11	Ovechkin	85
2009-10	Ovechkin	109
2008-09	Ovechkin	110
2007-08	Ovechkin	112
2006-07	Ovechkin	92
2005-06	Ovechkin	106
2003-04	Halpern	46
2002-03	Jagr	77
2001-02	Jagr	79
2000-01	Oates	82
1999-00	Oates	71
1998-99	Bondra	55
1997-98	Bondra	78
1996-97	Bondra	77
1995-96	Pivonka	81
1994-95	Juneau/Bondra	43
1993-94	Ridley	70
1992-93	Bondra	85
1991-92	Pivonka	80
1990-91	Hatcher	74
1989-90	Ciccarelli	79
1988-89	Ridley	89
1987-88	Gartner	81
1986-87	Murphy	81
1985-86	Christian	83
1984-85	Gartner	102
1983-84	Gartner	85
1982-83	Maruk	81
1981-82	Maruk	136
1980-81	Maruk	97
1979-80	Gartner	68
1978-79	Maruk	90
1977-78	Charron	73
1976-77	Charron	82
1975-76	Pyatt	49
1974-75	Williams	58

Goals	
Ovechkin	51
Ovechkin	49
Ovechkin/Oshie	33
Ovechkin	50
Ovechkin	53
Ovechkin	51
Ovechkin	32
Ovechkin	38
Ovechkin	32
Ovechkin	50
Ovechkin	56
Ovechkin	65
Ovechkin	46
Ovechkin	52
Halpern	19
Jagr	36
Bondra	39
Bondra	45
Simon	29
Bondra	31
Bondra	52
Bondra	46
Bondra	52
Bondra	34
Khristich	29
Bondra	37
Ciccarelli	38
Miller/Hatcher	24
Ciccarelli	41
Courtnall	42
Gartner	48
Gartner	41
Christian	41
Carpenter	53
Gartner	40
Gartner	38
Maruk	60
Maruk	50
Gartner	36
Maruk/Rowe	31
Charron	38
Charron	36
Pyatt	26
Williams	22

Assists	
Carlson	57
Kuznetsov	56
Backstrom	63
Kuznetsov	57
Backstrom	60
Backstrom	61
Backstrom	40
Wideman	35
Ovechkin	53
Backstrom	68
Backstrom	66
Backstrom	55
Ovechkin	46
Ovechkin	54
Halpern	27
Gonchar	49
Jagr	48
Oates	69
Oates	56
Oates	42
Oates	58
Hunter	32
Pivonka	65
Juneau	38
Ridley	44
Hunter	59
Pivonka	57
Hatcher/Pivonka	50
Ridley	43
Stevens	61
Stevens	60
Murphy	58
Gustafsson	52
Gartner	52
Christian	52
Maruk	50
Maruk	76
Maruk	47
Picard	43
Maruk	59
Sirois	37
Charron	46
Monahan	29
Williams	36

Penalty Minutes	
Wilson	128
Wilson	187
Wilson	133
Wilson	163
Wilson	172
Wilson	151
Hendricks	73
Hendricks	95
Hendricks	110
Ovechkin	89
Brashear	121
Brashear	119
Brashear	156
Clark	110
Verot	135
Doig	108
Simon	137
Simon	109
Simon	146
Berube	166
Berube	189
Berube	218
Kaminski	164
Berube	173
Berube	305
May	268
May	221
May	264
May	339
Stevens	225
Hunter	240
Stevens	285
Stevens	165
Stevens	221
Stevens	201
Holt	275
Holt	250
Hangsleben	198
Mulvey	240
Lane	147
Lane	195
Lane	207
Labre	146
Labre	182

Power-Play Goals	
Ovechkin	18
Ovechkin	17
Ovechkin	17
Ovechkin	19
Ovechkin	25
Ovechkin	24
Ovechkin	16
Ovechkin	13
Knuble/Ovechkin	7
Ovechkin	13
Ovechkin	19
Ovechkin	22
Semin	17
Ovechkin	21
Halpern	7
Jagr	13
Bondra	17
Bondra	22
Simon	7
Gonchar	13
Bondra	11
Bondra	10
Bondra	11
Bondra	12
Khristich/Ridley	10
Hatcher	13
Khristich	14
Hatcher/Hunter	9
Ciccarelli/Pivonka	10
(Three players)*	16
Gartner	19
Laughlin	11
Christian	18
Gartner	17
Christian	9
Carpenter	14
Maruk	20
Maruk	16
Walter	12
Charron/Sirois	9
Meehan	7
Meehan	9
White	7
Dupere	8

Year	Plus/Minus Rating	
2018-19	Kempny	+24
2017-18	Niskanen	+24
2016-17	Orpik	+32
2015-16	Kuznetsov	+27
2014-15	Green	+15
2013-14	Ward/Oleksy	+7
2012-13	Fehr	+14
2011-12	Ward/Alzner	+12
2010-11	Backstrom/Ovechkin	+24
2009-10	Schultz	+50
2008-09	Semin	+25
2007-08	Kozlov/Ovechkin	+28
2006-07	Gordon	+10
2005-06	Clark	+9
2003-04	Semin/Whitfield	-2
2002-03	Klee	+22
2001-02	Bondra	+17
2000-01	Reekie	+14
1999-00	Gonchar	+26
1998-99	Reekie	+11
1997-98	Reekie	+15
1996-97	Cote	+11
1995-96	Tinordi	+26
1994-95	Reekie	+10
1993-94	Cote	+30
1992-93	Khristich	+29
1991-92	Khristich	+24
1990-91	Langway	+12
1989-90	Courtnall	+27
1988-89	Hatcher	+19
1987-88	Gartner	+20
1986-87	Murphy	+25
1985-86	Haworth	+36
1984-85	Langway	+36
1983-84	Gustafsson	+29
1982-83	Currie	+18
1981-82	Robertson	-1
1980-81	Gustafsson	+11
1979-80	Gartner	+16
1978-79	Edberg	+12
1977-78	Marson	+1
1976-77	Riley	+4
1975-76	Gryp	-18
1974-75	Brooks	-19

Goaltender Wins	
Holtby	32
Holtby	34
Holtby	42
Holtby	48
Holtby	41
Holtby	23
Holtby	23
Vokoun	25
Neuvirth	27
Theodore	30
Theodore	32
Kolzig	25
Kolzig	22
Kolzig	20
Kolzig	19
Kolzig	33
Kolzig	31
Kolzig	37
Kolzig	41
Kolzig	26
Kolzig	33
Carey	17
Carey	35
Carey	18
Beaupre	24
Beaupre	27
Beaupre	29
Beaupre	20
Beaupre	23
Peeters	20
Malarchuk	24
Mason	20
Jensen	28
Riggin	28
Jensen	25
Jensen	22
Parro	16
Palmateer	18
Stephenson	18
Inness	14
Bedard	11
Low	16
Low	6
Low	8

Goals-Against Average	
Holtby	2.82
Grubauer	2.35
Grubauer	2.04
Holtby	2.20
Holtby	2.22
Halak	2.31
Holtby	2.58
Holtby	2.49
Holtby	1.79
Varlamov	2.55
Johnson	2.81
Kolzig	2.91
Kolzig	3.00
Johnson	3.44
Kolzig	2.89
Kolzig	2.40
Kolzig	2.79
Kolzig	2.48
Kolzig	2.24
Tabaracci	2.51
Kolzig	2.20
Kolzig	2.59
Carey	2.26
Carey	2.13
Beaupre	2.84
Beaupre	3.31
Beaupre	3.20
Beaupre	2.64
Beaupre	3.22
Peeters	2.85
Peeters	2.78
Peeters	3.21
Jensen	3.18
Riggin	2.98
Riggin	2.66
Riggin	3.36
Jensen	3.81
Palmateer	3.85
Stephenson	3.57
Inness	3.70
Bedard	3.66
Wolfe	3.84
Wolfe	4.16
Belhumeur	5.36

Shutouts	
Holtby	3
Grubauer	3
Holtby	9
Holtby	3
Holtby	9
Holtby	4
Holtby	4
Vokoun	4
Neuvirth	4
Varlamov	2
Theodore	2
Huet	2
Kolzig	1
Johnson	1
Kolzig	2
Kolzig	4
Kolzig	6
Kolzig	5
Kolzig	5
Kolzig	4
Kolzig	5
Kolzig	2
Carey	9
Carey	4
Beaupre/Tabaracci	2
Tabaracci	2
Beaupre/Liut	1
Beaupre	5
Beaupre	2
Peeters	4
Malarchuk	4
N/A	0
Jensen	2
Riggin	2
Jensen/Riggin	4
Jensen	1
Parro	1
Palmateer	2
N/A	0
N/A	0
Bedard	1
Wolfe	1
N/A	0
Low	1

Faceoff Percentage	
Dowd	51.9%
Beagle	58.5%
Beagle	56.4%
Beagle	58.1%
Backstrom	53.6%
Grabovski	54.0%
Beagle	56.1%
Halpern	58.4%
Steckel	63.7%
Steckel	59.2%
Steckel	57.9%
Fedorov	58.0%
Gordon	52.1%
Halpern	55.2%
Halpern	54.3%
Halpern	54.1%
Oates	56.5%
Oates	58.9%
Oates	56.8%
Oates	59.2%

Hits		
2018-19	Ovechkin	223
2017-18	Wilson	250
2016-17	Wilson	239
2015-16	Wilson	253
2014-15	Orpik	306
2013-14	Brouwer	210
2012-13	Ovechkin	120
2011-12	Brouwer	247

Blocked Shots		
2018-19	Carlson	164
2017-18	Orpik	168
2016-17	Alzner	162
2015-16	Alzner	207
2014-15	Carlson	200
2013-14	Carlson	177
2012-13	Carlson	123
2011-12	Carlson	153

Takeaways		
2018-19	Eller	59
2017-18	Carlson	58
2016-17	Backstrom	61
2015-16	Oshie	62
2014-15	Backstrom	55
2013-14	Carlson	55
2012-13	Backstrom	40
2011-12	Laich	52

* Mike Ridley, Geoff Courtnall and Dino Ciccarelli (three of Ciccarelli's 16 power-play goals in 1988-89 were with Washington).

Career Leaders

GAMES PLAYED

1. **Alex Ovechkin 1,084**
2. Calle Johansson 983
3. Peter Bondra 961
4. Kelly Miller 940
5. **Nicklas Backstrom 895**
6. Dale Hunter 872
7. Michal Pivonka 825
8. Mike Gartner 758
9. Brooks Laich 742
10. Rod Langway 726

GOALS

1. **Alex Ovechkin 658**
2. Peter Bondra 472
3. Mike Gartner 397
4. **Nicklas Backstrom 231**
5. Mike Ridley 218
6. Alexander Semin 197
7. Bengt Gustafsson 195
8. Dave Christian 193
9. Bobby Carpenter 188
10. Dennis Maruk 182

ASSISTS

1. **Nicklas Backstrom 642**
2. **Alex Ovechkin 553**
3. Michal Pivonka 418
4. Mike Gartner 392
5. Dale Hunter 375
6. Calle Johansson 361
7. Bengt Gustafsson 359
8. Peter Bondra 353
9. Scott Stevens 331
10. Mike Ridley 329

PENALTY MINUTES

1. Dale Hunter 2,003
2. Scott Stevens 1,628
3. Craig Berube 1,220
4. Alan May 1,189
5. Brendan Witt 1,035
6. Kevin Hatcher 999
7. **Tom Wilson 934**
8. Mike Gartner 770
9. Yvon Labre 756
10. Greg Adams 694

POWER-PLAY GOALS

1. **Alex Ovechkin 247**
2. Peter Bondra 137
3. Mike Gartner 98
4. Nicklas Backstrom 72
   Dale Hunter 72

SHORTHANDED GOALS

1. Peter Bondra 32
2. Mike Ridley 17
   Bengt Gustafsson 17
4. Kelly Miller 15

GAME-WINNING GOALS

1. **Alex Ovechkin 107**
2. Peter Bondra 73
3. Mike Gartner 54
4. **Nicklas Backstrom 38**

PLUS/MINUS RATING

1. **Nicklas Backstrom ..... +120**
2. Rod Langway ..... +116
3. **Alex Ovechkin ..... +94**
4. Scott Stevens ..... +90
5. Joe Reekie ..... +86
6. **John Carlson ..... +80**
7. Jeff Schultz ..... +78
8. Kelly Miller ..... +75
9. Peter Bondra ..... +74
10. Gaetan Duchesne ..... +69

GOALTENDING (MINIMUM 3,000 MIN.)

GAMES PLAYED

1. Olie Kolzig 711
2. **Braden Holtby 420**
3. Don Beaupre 269

MINUTES

1. Olie Kolzig 41,260
2. **Braden Holtby 24,084**
3. Don Beaupre 15,186

WINS

1. Olie Kolzig 301
2. **Braden Holtby 257**
3. Don Beaupre 128

GOALS-AGAINST AVERAGE

1. Philipp Grubauer 2.29
2. Jim Carey 2.37

SAVE PERCENTAGE

1. Philipp Grubauer ..... .923
2. **Braden Holtby ..... .918**
3. Semyon Varlamov ..... .917

SAVES

1. Olie Kolzig 18,013
2. **Braden Holtby 11,110**
3. Don Beaupre 6,036

SHUTOUTS

1. Olie Kolzig 35
   Braden Holtby 35
3. Jim Carey 14

TOP 50 POINT SCORERS

No.	Player	Years	GP	G	A	P	PIM
1.	**Alex Ovechkin**	**2005-**	**1,084**	**658**	**553**	**1,211**	**689**
2.	**Nicklas Backstrom**	**2007-**	**895**	**231**	**642**	**873**	**448**
3.	Peter Bondra	1990-04	961	472	353	825	679
4.	Mike Gartner	1979-89	789	397	392	789	770
5.	Michal Pivonka	1986-99	825	181	418	599	476
6.	Dale Hunter	1987-99	872	181	375	556	2003
7.	Bengt Gustafsson	1979-89	629	196	359	555	196
8.	Mike Ridley	1986-94	588	218	329	547	250
9.	Calle Johansson	1989-03	983	113	361	474	449
10.	Dennis Maruk	1978-83	343	182	249	431	365
11.	Scott Stevens	1982-90	601	98	331	429	1628
12.	Kevin Hatcher	1984-94	685	149	277	426	999
13.	Dave Christian	1983-90	504	193	224	417	107
14.	Sergei Gonchar	1994-04	654	144	272	416	517
15.	Alexander Semin	2003-12	469	197	211	408	450
	Kelly Miller	1986-99	940	162	246	408	436
17.	**John Carlson**	**2009-**	**688**	**90**	**313**	**403**	**232**
18.	Bob Carpenter	1981-87, '92-93	490	188	207	395	462
19.	Adam Oates	1997-01	387	73	290	363	126
20.	Mike Green	2005-15	575	113	247	360	416
21.	Larry Murphy	1983-89	453	85	259	344	332
22.	Steve Konowalchuk	1992-04	693	146	196	342	619
23.	**Evgeny Kuznetsov**	**2014-**	**416**	**101**	**236**	**337**	**206**
24.	Brooks Laich	2004-16	742	133	191	324	297
25.	Dmitri Khristich	1990-02	419	140	160	300	218
26.	Marcus Johansson	2010-17	501	102	188	290	62
27.	Craig Laughlin	1982-88	428	110	173	283	284
28.	Ryan Walter	1978-82	307	114	163	277	468
29.	Bobby Gould	1981-89	600	134	142	276	476
30.	Guy Charron	1976-81	320	118	156	274	54
31.	Sylvain Cote	1991-02	622	75	195	270	336
32.	Alan Haworth	1982-87	346	129	139	268	249
33.	Joe Juneau	1993-99	321	63	173	236	100
34.	Jeff Halpern	1999-06, '11-12	507	91	139	230	375
35.	Gaetan Duchesne	1981-87	451	87	138	225	251
36.	Dainius Zubrus	2000-07	331	86	130	216	260
37.	Robert Sirois	1975-80	282	91	120	211	38
38.	Dino Ciccarelli	1988-92	223	112	97	209	278
39.	**T.J. Oshie**	**2015-**	**291**	**102**	**106**	**208**	**137**
40.	Rod Langway	1982-93	726	25	177	202	502
41.	Jaromir Jagr	2001-04	190	83	118	201	106
42.	Jason Chimera	2009-16	490	82	115	197	350
43.	Al Iafrate	1990-94	256	58	118	176	616
44.	Eric Fehr	2005-11, '12-15	419	87	87	174	140
45.	Andrei Nikolishin	1996-02	407	58	113	171	174
46.	Rick Green	1976-82	377	31	127	158	381
47.	Matt Niskanen	2014-19	390	29	127	156	194
	Robert Picard	1977-80	230	42	114	156	308
49.	Geoff Courtnall	1988-90	159	77	77	154	216
50.	Greg Adams	1983-88	331	55	98	153	694

Single-Season Leaders

GAMES PLAYED

1. Craig Berube (1993-94) ... 84
   Sylvain Cote (1993-94) ... 84
   Calle Johansson (1993-94) ... 84
   Kelly Miller (1993-94) ... 84
   Dale Hunter (1992-93) ... 84
   Kelly Miller (1992-93) ... 84
   Mike Ridley (1992-93) ... 84

POINTS

1. Dennis Maruk (1981-82) ... 136
2. **Alex Ovechkin (2007-08) ... 112**
3. **Alex Ovechkin (2008-09) ... 110**
4. **Alex Ovechkin (2009-10) ... 109**
5. **Alex Ovechkin (2005-06) ... 106**
6. Mike Gartner (1984-85) ... 102
7. **Nicklas Backstrom (2009-10) ... 101**
8. Dennis Maruk (1980-81) ... 97
9. Bob Carpenter (1984-85) ... 95
10. Mike Gartner (1980-81) ... 94

GOALS

1. **Alex Ovechkin (2007-08) ... 65**
2. Dennis Maruk (1981-82) ... 60
3. **Alex Ovechkin (2008-09) ... 56**
4. **Alex Ovechkin (2014-15) ... 53**
   Bob Carpenter (1984-85) ... 53
6. **Alex Ovechkin (2005-06) ... 52**
   Peter Bondra (1997-98) ... 52
   Peter Bondra (1995-96) ... 52
9. **Alex Ovechkin (2013-14) ... 51**
   Alex Ovechkin (2018-19) ... 51
11. **Alex Ovechkin (2015-16) ... 50**
    Alex Ovechkin (2009-10) ... 50
    Mike Gartner (1984-85) ... 50
    Dennis Maruk (1980-81) ... 50

ASSISTS

1. Dennis Maruk (1981-82) ... 76
2. Adam Oates (2000-01) ... 69
3. **Nicklas Backstrom (2009-10) ... 68**
4. **Nicklas Backstrom (2008-09) ... 66**
5. Michal Pivonka (1995-96) ... 65
6. **Nicklas Backstrom (2016-17) ... 63**
7. **Nicklas Backstrom (2013-14) ... 61**
   Scott Stevens (1988-89) ... 61
9. **Nicklas Backstrom (2014-15) ... 60**
   Scott Stevens (1987-88) ... 60

PENALTY MINUTES

1. Alan May (1989-90) ... 339
2. Craig Berube (1993-94) ... 305
3. Neil Sheehy (1989-90) ... 291
4. Scott Stevens (1986-87) ... 283
5. Randy Holt (1980-81) ... 275
6. Alan May (1992-93) ... 268
7. Alan May (1990-91) ... 264
8. Randy Holt (1981-82) ... 250
9. Paul Mulvey (1979-80) ... 240
   Dale Hunter (1987-88) ... 240

POWER-PLAY GOALS

1. **Alex Ovechkin (2014-15) ... 25**
2. **Alex Ovechkin (2013-14) ... 24**
3. **Alex Ovechkin (2007-08) ... 22**
   Peter Bondra (2000-01) ... 22
5. **Alex Ovechkin (2005-06) ... 21**
6. Dennis Maruk (1981-82) ... 20
7. **Alex Ovechkin (2015-16) ... 19**
   Alex Ovechkin (2008-09) ... 19
   Mike Gartner (1987-88) ... 19
   Ryan Walter (1981-82) ... 19

SHORTHANDED GOALS

1. Peter Bondra (1994-95) ... 6
   Mike Gartner (1986-87) ... 6
3. Matt Pettinger (2005-06) ... 5
   Peter Bondra (1997-98) ... 5
   Mike Ridley (1991-92) ... 5
   Mike Ridley (1990-91) ... 5
   Bengt Gustafsson (1987-88) ... 5

GAME-WINNING GOALS

1. Peter Bondra (1997-98) ... 13
2. **Alex Ovechkin (2014-15) ... 11**
   Alex Ovechkin (2010-11) ... 11
   Alex Ovechkin (2007-08) ... 11
   Mike Gartner (1984-85) ... 11
6. **Alex Ovechkin (2013-14) ... 10**
   Alex Ovechkin (2008-09) ... 10
   Mike Gartner (1986-87) ... 10
9. Jaromir Jagr (2002-03) ... 9
   Mike Ridley (1988-89) ... 9

PLUS/MINUS RATING

1. Jeff Schultz (2009-10) ... +50
2. **Alex Ovechkin (2009-10) ... +45**
3. Mike Green (2009-10) ... +39
4. **Nicklas Backstrom (2009-10) ... +37**
5. Alexander Semin (2009-10) ... +36
   Alan Haworth (1985-86) ... +36
7. Rod Langway (1984-85) ... +35
8. Brooks Orpik (2016-17) ... +32
9. Darren Veitch (1984-85) ... +31
10. **Dmitry Orlov (2016-17) ... +30**
    Sylvain Cote (1993-94) ... +30

GOALTENDING (MINIMUM 1,200 MIN.)

GAMES PLAYED

1. **Braden Holtby (2014-15) ... 73**
   Olie Kolzig (1999-00) ... 73
3. Olie Kolzig (2000-01) ... 72
4. Jim Carey (1995-96) ... 71
   Olie Kolzig (2001-02) ... 71

MINUTES

1. Olie Kolzig (1999-00) ... 4,371
2. Olie Kolzig (2000-01) ... 4,278
3. **Braden Holtby (2014-15) ... 4,247**

WINS

1. **Braden Holtby (2015-16) ... 48**
2. **Braden Holtby (2016-17) ... 42**
3. **Braden Holtby (2014-15) ... 41**
   Olie Kolzig (1999-00) ... 41

GOALS-AGAINST AVERAGE

1. Philipp Grubauer (2016-17) ... 2.04
2. **Braden Holtby (2016-17) ... 2.07**
3. Jim Carey (1994-95) ... 2.13

SAVE PERCENTAGE

1. Philipp Grubauer (2016-17) ... 926
2. **Braden Holtby (2016-17) ... 925**
3. Three tied ... 924

SHUTOUTS

1. **Braden Holtby (2016-17) ... 9**
   Braden Holtby (2014-15) ... 9
   Jim Carey (1995-96) ... 9

TOP CAREER GOALTENDERS

MINIMUM 3,000 MINUTES PLAYED; RANKED BY WINS

No.	Player	Years	GP	MIN	W	L	T/OT	GA	GAA	SO	SA	PCT
1.	Olie Kolzig	1989-08	711	41,260	301	293	101	1,860	2.70	35	19,873	.906
2.	**Braden Holtby**	**2010-**	**420**	**24,086**	**257**	**108**	**40**	**991**	**2.47**	**35**	**12,101**	**.918**
3.	Don Beaupre	1988-94	269	15,186	128	96	27	773	3.05	12	6,813	.887
4.	Al Jensen	1981-87	173	9,614	94	48	18	523	3.26	8	3,340	N/A
5.	Jim Carey	1994-97	139	7,966	70	48	15	315	2.37	14	3,269	.904
	Pete Peeters	1985-89	139	7,773	70	41	15	396	3.06	7	3,496	.887
7.	Pat Riggin	1982-86	143	8,217	67	46	19	414	3.02	6	3,550	.883
8.	Jose Theodore	2008-10	104	5,873	62	24	12	278	2.84	3	2,924	.905
9.	Michal Neuvirth	2008-14	134	7,292	59	41	13	325	2.67	7	3,611	.910
10.	Philipp Grubauer	2012-18	101	5,273	43	31	11	201	2.29	6	2,614	.923
11.	Clint Malarchuk	1987-89	96	5,354	40	38	11	295	3.31	5	2,485	.881
12.	Bob Mason	1983-90	76	4,155	35	29	7	219	3.16	1	1,978	.889
13.	Brent Johnson	2005-09	96	5,220	34	41	12	279	3.21	1	2,827	.901
14.	Semyon Varlamov	2008-11	59	3,416	30	13	12	136	2.39	4	1636	.917
	Ron Low	1974-77	145	7,795	30	94	9	631	4.86	1	N/A	N/A
16.	Jim Hrivnak	1989-93	59	3,067	28	19	3	180	3.52	0	1,470	.878
17.	Mike Liut	1989-92	64	3,435	27	27	5	201	3.51	2	1,561	.871
18.	Wayne Stephenson	1979-81	76	4,156	22	31	15	253	3.65	1	N/A	N/A
19.	Rick Tabaracci	1992-99	69	3,700	21	31	10	167	2.71	6	1,489	.899
20.	Dave Parro	1980-84	77	4,015	21	36	10	274	4.09	2	N/A	N/A

2018-19

48-26-8, 104 points

	W	L	OT	PTS
Home	24	11	6	54
Away	24	15	2	50
1st Half	25	12	4	54
2nd Half	23	14	4	50
October	5	3	2	12
November	10	4	1	21
December	9	4	0	18
January	3	6	3	9
February	9	4	1	19
March	11	3	1	23
April	1	2	0	2

Head Coach
Todd Reirden

TOM WILSON

Player	GP	G	A	PTS	PIM	+/-	PPG	SH	GW
Alex Ovechkin	81	51	38	89	40	+7	18	0	5
Nicklas Backstrom	80	22	52	74	30	+2	7	0	5
Evgeny Kuznetsov	76	21	51	72	50	+7	8	0	3
John Carlson	80	13	57	70	34	+21	3	0	1
T.J. Oshie	69	25	29	54	36	+5	6	1	4
Jakub Vrana	82	24	23	47	27	+20	1	0	4
Brett Connolly	81	22	24	46	24	+13	1	0	5
Tom Wilson	63	22	18	40	128	+11	3	2	2
Lars Eller	81	13	23	36	37	-1	0	1	1
Dmitry Orlov	82	3	26	29	33	+3	0	0	0
Andre Burakovsky	76	12	13	25	14	+2	1	0	4
Matt Niskanen	80	8	17	25	41	-3	1	0	1
Michal Kempny	71	6	19	25	60	+24	0	0	3
Nic Dowd	64	8	14	22	20	+10	0	0	3
Travis Boyd*	53	5	15	20	6	+6	0	0	1
Chandler Stephenson	64	5	6	11	0	-13	0	1	0
Carl Hagelin	20	3	8	11	10	+7	0	0	1
Christian Djoos	45	1	9	10	4	+9	0	0	0
Brooks Orpik	53	2	7	9	32	+8	0	0	0
Devante Smith-Pelly	54	4	4	8	15	-6	0	0	0
Dmitrij Jaskin	37	2	6	8	6	-5	0	0	0
Madison Bowey	33	1	5	6	38	+3	0	0	1
Nick Jensen	20	0	5	5	4	+3	0	0	0
Jonas Siegenthaler*	26	0	4	4	10	+6	0	0	0
Tyler Lewington*	2	1	1	2	7	+3	0	0	0
Nathan Walker*	3	0	1	1	2	+1	0	0	0

Goaltender	GP	MIN	GA	SO	SV%	GAA	W-L-OT
Braden Holtby	59	3,407	160	3	.911	2.82	32-19-5
Pheonix Copley	27	1,529	74	1	.905	2.90	16-7-3

* Indicates rookie

Date	Opponent	Result	Record	Pts
10/3	Boston	W 7-0	1-0-0	2
10/4	at Pittsburgh	L 6-7*	1-0-1	3
10/10	Vegas	W 5-2	2-0-1	5
10/11	at New Jersey	L 0-6	2-1-1	5
10/13	Toronto	L 2-4	2-2-1	5
10/17	NY Rangers	W 4-3*	3-2-1	7
10/19	Florida	L 5-6**	3-2-2	8
10/22	at Vancouver	W 5-2	4-2-2	10
10/25	at Edmonton	L 1-4	4-3-2	10
10/27	at Calgary	W 4-3**	5-3-2	12
11/1	at Montreal	L 4-6	5-4-2	12
11/3	Dallas	L 3-4 OT	5-4-3	13
11/5	Edmonton	W 4-2	6-4-3	15
11/7	Pittsburgh	W 2-1	7-4-3	17
11/9	Columbus	L 1-2	7-5-3	17
11/11	Arizona	L 1-4	7-6-3	17
11/13	at Minnesota	W 5-2	8-6-3	19
11/14	at Winnipeg	L 1-3	8-7-3	19
11/16	at Colorado	W 3-2*	9-7-3	21
11/19	at Montreal	W 5-4	10-7-3	23
11/21	Chicago	W 4-2	11-7-3	25
11/23	Detroit	W 3-1	12-7-3	27
11/24	at NY Rangers	W 5-3	13-7-3	29
11/26	at NY Islanders	W 4-1	14-7-3	31
11/30	New Jersey	W 6-3	15-7-3	33
12/2	Anaheim	L 5-6	15-8-3	33
12/4	at Vegas	L 3-5	15-9-3	33
12/6	at Arizona	W 4-2	16-9-3	35
12/8	at Columbus	W 4-0	17-9-3	37
12/11	Detroit	W 6-2	18-9-3	39
12/14	at Carolina	W 6-5**	19-9-3	41
12/15	Buffalo	W 4-3**	20-9-3	43
12/19	Pittsburgh	L 1-2	20-10-3	43
12/21	Buffalo	W 2-1	21-10-3	45
12/22	at Ottawa	W 4-0	22-10-3	47
12/27	Carolina	W 3-1	23-10-3	49
12/29	at Ottawa	W 3-2	24-10-3	51
12/31	Nashville	L 3-6	24-11-3	51
1/3	at St. Louis	L 2-5	24-12-3	51
1/4	at Dallas	L 1-2*	24-12-4	52
1/6	at Detroit	W 3-2	25-12-4	54
1/8	Philadelphia	W 5-3	26-12-4	56
1/10	at Boston	W 4-2	27-12-4	58
1/12	Columbus	L 1-2*	27-12-5	59
1/14	St. Louis	L 1-4	27-13-5	59
1/15	at Nashville	L 2-7	27-14-5	59
1/18	NY Islanders	L 0-2	27-15-5	59
1/20	at Chicago	L 5-8	27-16-5	59
1/22	San Jose	L 6-7*	27-16-6	60
1/23	at Toronto	L 3-6	27-17-6	60
2/1	Calgary	W 4-3	28-17-6	62
2/3	Boston	L 0-1	28-18-6	62
2/5	Vancouver	W 3-2	29-18-6	64
2/7	Colorado	W 4-3*	30-18-6	66
2/9	Florida	L 4-5*	30-18-7	67
2/11	Los Angeles	W 6-4	31-18-7	69
2/12	at Columbus	L 0-3	31-19-7	69
2/14	at San Jose	W 5-1	32-19-7	71
2/17	at Anaheim	L 2-5	32-20-7	71
2/18	at Los Angeles	W 3-2	33-20-7	73
2/21	at Toronto	W 3-2	34-20-7	75
2/22	at Buffalo	L 2-5	34-21-7	75
2/24	NY Rangers	W 6-5*	35-21-7	77
2/26	Ottawa	W 7-2	36-21-7	79
3/1	at NY Islanders	W 3-1	37-21-7	81
3/3	at NY Rangers	W 3-2**	38-21-7	83
3/6	at Phildelphia	W 5-3	39-21-7	85
3/8	New Jersey	W 3-0	40-21-7	87
3/10	Winnipeg	W 3-1	41-21-7	89
3/12	at Pittsburgh	L 3-5	41-22-7	89
3/14	at Philadelphia	W 5-2	42-22-7	91
3/16	at Tampa Bay	L 3-6	42-23-7	91
3/19	at New Jersey	W 4-1	43-23-7	93
3/20	Tampa Bay	L 4-5*	43-23-8	94
3/22	Minnesota	L 1-2	43-24-8	94
3/24	Philadelphia	W 3-1	44-24-8	96
3/26	Carolina	W 4-1	45-24-8	98
3/28	at Carolina	W 3-2	46-24-8	100
3/30	at Tampa Bay	W 6-3	47-24-8	102
4/1	at Florida	L 3-5	47-25-8	102
4/4	Montreal	W 2-1	48-25-8	104
4/6	NY Islanders	L 0-3	48-26-8	104

* Denotes overtime game ** Denotes shootout

2017-18

49-26-7, 105 points

	W	L	OT	PTS
Home	28	11	2	58
Away	21	15	5	47
1st Half	25	13	3	53
2nd Half	24	13	4	52
October	5	6	1	11
November	9	5	0	18
December	10	2	2	22
January	6	2	2	14
February	6	6	2	14
March	10	4	0	20
April	3	1	0	6

Head Coach
Barry Trotz

JOHN CARLSON

Player	GP	G	A	PTS	PIM	+/-	PPG	SH	GW
Alex Ovechkin	82	49	38	87	32	+3	17	0	7
Evgeny Kuznetsov	79	27	56	83	48	+3	7	1	8
Nicklas Backstrom	81	21	50	71	46	+5	7	0	4
John Carlson	82	15	53	68	32	+0	4	0	4
T.J. Oshie	74	18	29	47	31	+2	9	0	3
Lars Eller	81	18	20	38	38	-6	3	0	2
Tom Wilson	78	14	21	35	187	+10	0	1	1
Dmitry Orlov	82	10	21	31	22	+10	0	0	2
Matt Niskanen	68	7	22	29	36	+24	0	0	1
Brett Connolly	70	15	12	27	30	-6	4	0	2
Jakub Vrana*	73	13	14	27	12	+2	1	0	2
Andre Burakovsky	56	12	13	25	27	+3	2	0	5
Jay Beagle	79	7	15	22	16	+3	0	1	2
Alex Chiasson	61	9	9	18	26	+1	1	1	2
Chandler Stephenson*	67	6	12	18	8	+13	0	0	0
Devante Smith-Pelly	75	7	9	16	38	-6	0	0	1
Christian Djoos*	63	3	11	14	10	+13	0	0	0
Madison Bowey*	51	0	12	12	24	-3	0	0	0
Brooks Orpik	81	0	10	10	68	-9	0	0	0
Taylor Chorney	24	1	3	4	8	+8	0	0	0
Jakub Jerabek	11	1	3	4	0	-1	0	0	0
Michal Kempny	22	2	1	3	14	+1	0	0	0
Travis Boyd*	8	0	1	1	2	+2	0	0	0
Shane Gersich*	3	0	1	1	0	-1	0	0	0
Aaron Ness	8	0	1	1	8	+2	0	0	0
Nathan Walker*	7	1	0	1	4	+1	0	0	0
Tyler Graovac	5	0	0	0	2	-3	0	0	0
Liam O'Brien	3	0	0	0	5	0	0	0	0
Anthony Peluso	2	0	0	0	4	0	0	0	0

Goaltender	GP	MIN	GA	SO	SV%	GAA	W-L-OT
Braden Holtby	54	3,068	153	0	.907	2.99	34-16-4
Philipp Grubauer	35	1,865	73	3	.923	2.35	15-10-3

* Indicates rookie

Date	Opponent	Result	Record	Pts
10/5	at Ottawa	W 5-4**	1-0-0	2
10/7	Montreal	W 6-1	2-0-0	4
10/9	at Tampa Bay	L 3-4*	2-0-1	5
10/11	Pittsburgh	L 2-3	2-1-1	5
10/13	at New Jersey	W 5-2	3-1-1	7
10/14	at Philadelphia	L 2-8	3-2-1	7
10/17	Toronto	L 0-2	3-3-1	7
10/20	at Detroit	W 4-3*	4-3-1	9
10/21	Florida	L 1-4	4-4-1	9
10/26	at Vancouver	L 2-6	4-5-1	9
10/28	at Edmonton	W 5-2	5-5-1	11
10/29	at Calgary	L 1-2	5-6-1	11
11/2	NY Islanders	W 4-3	6-6-1	13
11/4	at Boston	W 3-2	7-6-1	15
11/6	Arizona	W 3-2*	8-6-1	17
11/7	at Buffalo	L 1-3	8-7-1	17
11/10	Pittsburgh	W 4-1	9-7-1	19
11/12	Edmonton	W 2-1**	10-7-1	21
11/14	at Nashville	L 3-6	10-8-1	21
11/16	at Colorado	L 2-6	10-9-1	21
11/18	Minnesota	W 3-1	11-9-1	23
11/20	Calgary	L 1-4	11-10-1	23
11/22	Ottawa	W 5-2	12-10-1	25
11/24	Tampa Bay	W 3-1	13-10-1	27
11/25	at Toronto	W 4-2	14-10-1	29
11/30	Los Angeles	L 2-5	14-11-1	29
12/2	Columbus	W 4-3	15-11-1	31
12/4	San Jose	W 4-1	16-11-1	33
12/6	Chicago	W 6-2	17-11-1	35
12/8	NY Rangers	W 4-2	18-11-1	37
12/11	at NY Islanders	L 1-3	18-12-1	37
12/12	Colorado	W 5-2	19-12-1	39
12/14	at Boston	W 5-3	20-12-1	41
12/16	Anaheim	W 3-2*	21-12-1	43
12/19	at Dallas	W 4-3*	22-12-1	45
12/22	at Arizona	L 2-3*	22-12-2	46
12/23	at Vegas	L 0-3	22-13-2	46
12/27	at NY Rangers	L 0-1**	22-13-3	47
12/28	Boston	W 4-3**	23-13-3	49
12/30	New Jersey	W 5-2	24-13-3	51
1/2	at Carolina	W 5-4*	25-13-3	53
1/7	St. Louis	W 4-3*	26-13-3	55
1/9	Vancouver	W 3-1	27-13-3	57
1/11	Carolina	L 1-3	27-14-3	57
1/12	at Carolina	W 4-3	28-14-3	59
1/18	at New Jersey	L 3-4*	28-14-4	60
1/19	Montreal	L 2-3	28-15-4	60
1/21	Philadelphia	L 1-2*	28-15-5	61
1/25	at Florida	W 4-2	29-15-5	63
1/31	Philadelphia	W 5-3	30-15-5	65
2/2	at Pittsburgh	L 4-7	30-16-5	65
2/4	Vegas	L 3-4	30-17-5	65
2/6	at Columbus	W 3-2	31-17-5	67
2/9	Columbus	W 4-2	32-17-5	69
2/11	Detroit	L 4-5*	32-17-6	70
2/13	at Winnipeg	L 3-4*	32-17-7	71
2/15	at Minnesota	W 5-2	33-17-7	73
2/17	at Chicago	L 1-7	33-18-7	73
2/19	at Buffalo	W 3-2	34-18-7	75
2/20	Tampa Bay	L 2-4	34-19-7	75
2/22	at Florida	L 2-3	34-20-7	75
2/24	Buffalo	W 5-1	35-20-7	77
2/26	at Columbus	L 1-5	35-21-7	77
2/27	Ottawa	W 3-2	36-21-7	79
3/3	Toronto	W 5-2	37-21-7	81
3/6	at Anaheim	L 0-4	37-22-7	81
3/8	at Los Angeles	L 1-3	37-23-7	81
3/10	at San Jose	W 2-0	38-23-7	83
3/12	Winnipeg	W 3-2*	39-23-7	85
3/15	at NY Islanders	W 7-3	40-23-7	87
3/16	NY Islanders	W 6-3	41-23-7	89
3/18	at Philadelphia	L 3-6	41-24-7	89
3/20	Dallas	W 4-3	42-24-7	91
3/22	at Detroit	W 1-0	43-24-7	93
3/24	at Montreal	W 6-4	44-24-7	95
3/26	at NY Rangers	W 4-2	45-24-7	97
3/28	NY Rangers	W 3-2*	46-24-7	99
3/30	Carolina	L 1-4	46-25-7	99
4/1	at Pittsburgh	W 3-1	47-25-7	101
4/2	at St. Louis	W 4-2	48-25-7	103
4/5	Nashville	L 3-4	48-26-7	103
4/7	New Jersey	W 5-3	49-26-7	105

* Denotes overtime game

** Denotes shootout

2016-17

55-19-8, 118 points

	W	L	OT	PTS
Home	32	7	2	66
Away	23	12	6	52
1st Half	27	9	5	59
2nd Half	28	10	3	59
October	5	2	1	11
November	8	4	1	17
December	8	3	3	19
January	12	2	1	25
February	9	2	1	19
March	9	5	1	19
April	4	1	0	8

Head Coach
Barry Trotz

T.J. OSHIE

Player	GP	G	A	PTS	PIM	+/-	PPG	SH	GW
Nicklas Backstrom	82	19	63	86	38	+17	8	0	5
Alex Ovechkin	82	33	36	69	50	+6	17	0	7
Evgeny Kuznetsov	82	19	40	59	46	+18	3	0	4
Marcus Johansson	82	24	34	58	10	+25	5	0	5
T.J. Oshie	68	33	23	56	36	+28	7	1	4
Justin Williams	80	24	24	48	50	+14	5	0	4
Matt Niskanen	78	5	34	39	32	+20	1	0	2
John Carlson	72	9	28	37	10	+7	3	0	3
Andre Burakovsky	64	12	23	35	14	+13	2	0	1
Dmitry Orlov	82	6	27	33	51	+30	1	0	0
Jay Beagle	81	13	17	30	22	+20	0	1	4
Lars Eller	81	12	13	25	36	+15	0	1	2
Daniel Winnik	72	12	13	25	49	+15	0	2	3
Brett Connolly	66	15	8	23	40	+20	1	0	3
Tom Wilson	82	7	12	19	133	+9	0	0	0
Nate Schmidt	60	3	14	17	16	+22	0	0	0
Kevin Shattenkirk	19	2	12	14	10	+4	1	0	2
Brooks Orpik	79	0	14	14	48	+32	0	0	0
Karl Alzner	82	3	10	13	28	+23	0	0	0
Jakub Vrana*	21	3	3	6	2	+2	3	0	2
Taylor Chorney	18	1	4	5	11	+8	0	0	1
Zach Sanford*	26	2	1	3	6	0	0	0	1
Riley Barber*	3	0	0	0	2	0	0	0	0
Paul Carey	6	0	0	0	-2	0	0	0	0
Garrett Mitchell	1	0	0	0	0	0	0	0	0
Aaron Ness	2	0	0	0	0	-1	0	0	0
Liam O'Brien	1	0	0	0	0	0	0	0	0
Chandler Stephenson	4	0	0	0	0	0	0	0	0

Goaltender	GP	MIN	GA	SO	SV%	GAA	W-L-OT
Braden Holtby	63	3,680	127	9	.922	2.07	42-13-6
Philipp Grubauer	24	1,265	43	3	.926	2.04	13-6-2

* Indicates rookie

Date	Opponent	Result	Record	Pts
10/13	at Pittsburgh	L 2-3**	0-0-1	1
10/15	NY Islanders	W 2-1	1-0-1	3
10/18	Colorado	W 3-0	2-0-1	5
10/20	at Florida	W 4-2	3-0-1	7
10/22	NY Rangers	L 2-4	3-1-1	7
10/26	at Edmonton	L 1-4	3-2-1	7
10/29	at Vancouver	W 5-2	4-2-1	9
10/30	at Calgary	W 3-1	5-2-1	11
11/1	at Winnipeg	W 3-2	6-2-1	13
11/3	Winnipeg	W 4-3*	7-2-1	15
11/5	Florida	W 4-2	8-2-1	17
11/8	San Jose	L 0-3	8-3-1	17
11/11	at Chicago	W 3-2*	9-3-1	19
11/12	at Carolina	L 1-5	9-4-1	19
11/15	at Columbus	L 1-2*	9-4-2	20
11/16	Pittsburgh	W 7-1	10-4-2	22
11/18	Detroit	W 1-0	11-4-2	24
11/20	Columbus	L 2-3	11-5-2	24
11/23	St. Louis	W 4-3	12-5-2	26
11/25	Buffalo	W 3-1	13-5-2	28
11/26	at Toronto	L 2-4	13-6-2	28
12/01	NY Islanders	L 0-3	13-7-2	28
12/03	at Tampa Bay	L 1-2**	13-7-3	29
12/5	Buffalo	W 3-2*	14-7-3	31
12/7	Boston	W 4-3*	15-7-3	33
12/9	at Buffalo	W 4-1	16-7-3	35
12/11	Vancouver	W 3-1	17-7-3	37
12/13	at NY Islanders	W 4-2	18-7-3	39
12/16	at Carolina	W 4-3**	19-7-3	41
12/17	Montreal	L 1-2	19-8-3	41
12/21	at Philadelphia	L 2-3**	19-8-4	42
12/23	Tampa Bay	W 4-0	20-8-4	44
12/27	at NY Islanders	L 3-4	20-9-4	44
12/29	New Jersey	L 1-2**	20-9-5	45
12/31	at New Jersey	W 6-2	21-9-5	47
1/1	Ottawa	W 2-1	22-9-5	49
1/3	Toronto	W 6-5*	23-9-5	51
1/5	Columbus	W 5-0	24-9-5	53
1/7	at Ottawa	W 1-0	25-9-5	55
1/9	at Montreal	W 4-1	26-9-5	57
1/11	Pittsburgh	W 5-2	27-9-5	59
1/13	Chicago	W 6-0	28-9-5	61
1/15	Philadelphia	W 5-0	29-9-5	63
1/16	at Pittsburgh	L 7-8*	29-9-6	64
1/19	at St. Louis	W 7-3	30-9-6	66
1/21	at Dallas	W 4-3*	31-9-6	68
1/23	Carolina	W 6-1	32-9-6	70
1/24	at Ottawa	L 0-3	32-10-6	70
1/26	at New Jersey	W 5-2	33-10-6	72
1/31	at NY Islanders	L 2-3	33-11-6	72
2/1	Boston	W 5-3	34-11-6	74
2/4	at Montreal	W 3-2	35-11-6	76
2/5	Los Angeles	W 5-0	36-11-6	78
2/7	Carolina	W 5-0	37-11-6	80
2/9	Detroit	W 6-3	38-11-6	82
2/11	Anaheim	W 6-4	39-11-6	84
2/18	at Detroit	L 2-3**	39-11-7	85
2/19	at NY Rangers	L 1-2	39-12-7	85
2/22	at Philadelphia	W 4-1	40-12-7	87
2/24	Edmonton	W 2-1	41-12-7	89
2/25	at Nashville	L 2-5	41-13-7	89
2/28	at NY Rangers	W 4-1	42-13-7	91
3/2	New Jersey	W 1-0	43-13-7	93
3/4	Philadelphia	W 2-1*	44-13-7	95
3/6	Dallas	L 2-4	44-14-7	95
3/9	at San Jose	L 2-4	44-15-7	95
3/11	at Los Angeles	L 2-4	44-16-7	95
3/12	at Anaheim	L 2-5	44-17-7	95
3/14	Minnesota	W 4-2	45-17-7	97
3/16	Nashville	L 1-2*	45-17-8	98
3/18	at Tampa Bay	W 5-3	46-17-8	100
3/21	Calgary	W 4-2	47-17-8	102
3/23	Columbus	W 2-1**	48-17-8	104
3/25	Arizona	W 4-1	49-17-8	106
3/28	at Minnesota	W 5-4*	50-17-8	108
3/29	at Colorado	W 5-3	51-17-8	110
3/31	at Arizona	L 3-6	51-18-8	110
4/2	at Columbus	W 3-2	52-18-8	112
4/4	at Toronto	W 4-1	53-18-8	114
4/5	NY Rangers	W 2-0	54-18-8	116
4/8	at Boston	W 3-1	55-18-8	118
4/9	Florida	L 0-2	55-19-8	118

* Denotes overtime game ** Denotes shootout

2015-16

56-18-8, 120 points

	W	L	OT	PTS
Home	29	8	4	62
Away	27	10	4	58
1st Half	31	7	3	65
2nd Half	25	11	5	55
October	8	2	0	16
November	9	3	1	19
December	11	2	1	23
January	7	1	2	16
February	10	4	0	20
March	9	4	2	20
April	2	2	2	6

Head Coach
Barry Trotz

EVGENY KUZNETSOV

Player	GP	G	A	PTS	PIM	+/-	PP	SH	GW
Evgeny Kuznetsov	82	20	57	77	32	+27	5	0	4
Alex Ovechkin	79	50	21	71	53	+21	19	0	8
Nicklas Backstrom	75	20	50	70	36	+17	3	0	4
Justin Williams	82	22	30	52	36	+15	3	0	3
T.J. Oshie	80	26	25	51	34	+16	11	0	5
Marcus Johansson	74	17	29	46	16	+12	6	0	7
Jason Chimera	82	20	20	40	22	0	4	2	3
John Carlson	56	8	31	39	14	+16	2	0	4
Andre Burakovsky	79	17	21	38	12	+4	0	0	1
Matt Niskanen	82	5	27	32	38	+10	2	0	3
Dmitry Orlov	82	8	21	29	26	+8	0	0	3
Tom Wilson	82	7	16	23	163	+3	0	0	1
Karl Alzner	82	4	17	21	26	+14	0	0	1
Jay Beagle	57	8	9	17	24	0	0	0	1
Nate Schmidt	72	2	14	16	16	+12	0	0	1
Brooks Orpik	41	3	7	10	24	+11	0	0	1
Michael Latta	43	3	4	7	50	0	0	0	0
Brooks Laich	60	1	6	7	16	-7	0	0	1
Taylor Chorney	55	1	5	6	21	+8	0	0	0
Mike Richards	39	2	3	5	8	-2	0	0	1
Daniel Winnik	20	2	3	5	22	+7	0	0	0
Stanislav Galiev*	24	0	3	3	4	+2	0	0	0
Aaron Ness	8	0	2	2	2	+4	0	0	0
Paul Carey	4	1	0	1	0	0	0	0	0
Zach Sill	10	1	0	1	2	0	0	0	0
Mike Weber	10	0	0	0	28	-1	0	0	0
Sean Collins	2	0	0	0	2	-1	0	0	0
Connor Carrick	3	0	0	0	0	-2	0	0	0
Chris Brown*	1	0	0	0	0	0	0	0	0
Ryan Stanton	1	0	0	0	2	-1	0	0	0
Chandler Stephenson*	9	0	0	0	2	-3	0	0	0

Goaltender	GP	MIN	GA	SO	SV%	GAA	W-L-OT
Braden Holtby	66	3,841	141	3	.922	2.20	48-9-7
Philipp Grubauer*	22	1,111	43	0	.918	2.32	8-9-1

* Indicates rookie

Date	Opponent	Result	Record	Pts
10/10	New Jersey	W 5-3	1-0-0	2
10/13	San Jose	L 0-5	1-1-0	2
10/15	Chicago	W 4-1	2-1-0	4
10/17	Carolina	W 4-1	3-1-0	6
10/20	at Calgary	W 6-2	4-1-0	8
10/22	at Vancouver	W 3-2	5-1-0	10
10/23	at Edmonton	W 7-4	6-1-0	12
10/28	Pittsburgh	L 1-3	6-2-0	12
10/30	Columbus	W 2-1	7-2-0	14
10/31	at Florida	W 2-1*	8-2-0	16
11/3	at NY Rangers	L 2-5	8-3-0	16
11/5	Boston	W 4-1	9-3-0	18
11/7	Toronto	W 3-2**	10-3-0	20
11/10	at Detroit	L 0-1	10-4-0	20
11/12	at Philadelphia	W 5-2	11-4-0	22
11/13	Calgary	L 2-3*	11-4-1	23
11/18	at Detroit	W 2-1*	12-4-1	25
11/19	Dallas	L 2-3	12-5-1	25
11/21	Colorado	W 7-3	13-5-1	27
11/23	Edmonton	W 1-0	14-5-1	29
11/25	Winnipeg	W 5-3	15-5-1	31
11/27	Tampa Bay	W 4-2	16-5-1	33
11/28	at Toronto	W 4-2	17-5-1	35
12/3	at Montreal	W 3-2	18-5-1	37
12/5	at Winnipeg	L 1-2*	18-5-2	38
12/8	Detroit	W 3-2**	19-5-2	40
12/10	at Florida	L 1-4	19-6-2	40
12/12	at Tampa Bay	W 2-1	20-6-2	42
12/14	at Pittsburgh	W 4-1	21-6-2	44
12/16	Ottawa	W 2-1	22-6-2	46
12/18	Tampa Bay	W 5-3	23-6-2	48
12/20	at NY Rangers	W 7-3	24-6-2	50
12/21	at Carolina	W 2-1	25-6-2	52
12/26	Montreal	W 3-1	26-6-2	54
12/28	at Buffalo	W 2-0	27-6-2	56
12/30	Buffalo	W 5-2	28-6-2	58
12/31	at Carolina	L 2-4	28-7-2	58
1/2	at Columbus	L 4-5**	28-7-3	59
1/5	at Boston	W 3-2	29-7-3	61
1/7	at NY Islanders	W 4-1	30-7-3	63
1/9	at NY Rangers	W 4-3*	31-7-3	65
1/10	Ottawa	W 7-1	32-7-3	67
1/14	Vancouver	W 4-1	33-7-3	69
1/16	at Buffalo	L 1-4	33-8-3	69
1/17	NY Rangers	W 5-2	34-8-3	71
1/19	at Columbus	W 6-3	35-8-3	73
1/27	Philadelphia	L 3-4*	35-8-4	74
2/2	Florida	L 2-5	35-9-4	74
2/4	NY Islanders	W 3-2	36-9-4	76
2/6	at New Jersey	W 3-2**	37-9-4	78
2/7	Philadelphia	W 3-2	38-9-4	80
2/9	at Nashville	W 5-3	39-9-4	82
2/11	at Minnesota	W 4-3	40-9-4	84
2/13	at Dallas	L 3-4	40-10-4	84
2/16	Los Angeles	W 3-1	41-10-4	86
2/18	at NY Islanders	W 3-2*	42-10-4	88
2/20	New Jersey	W 4-3	43-10-4	90
2/22	Arizona	W 3-2	44-10-4	92
2/24	Montreal	L 3-4	44-11-4	92
2/26	Minnesota	W 3-2	45-11-4	94
2/28	at Chicago	L 2-3	45-12-4	94
3/1 •	Pittsburgh	W 3-2	46-12-4	96
3/2	Toronto	W 3-2	47-12-4	98
3/4	NY Rangers	L 2-3	47-13-4	98
3/5	at Boston	W 2-1*	48-13-4	100
3/7	at Anaheim	W 2-1**	49-13-4	102
3/9	at Los Angeles	L 3-4*	49-13-5	103
3/12	at San Jose	L 2-5	49-14-5	103
3/15	Carolina	W 2-1*	50-14-5	105
3/18	Nashville	W 4-1	51-14-5	107
3/20	at Pittsburgh	L 2-6	51-15-5	107
3/22	at Ottawa	W 4-2	52-15-5	109
3/25	at New Jersey	W 1-0*	53-15-5	111
3/26	St. Louis	L 0-4	53-16-5	111
3/28	Columbus	W 4-1	54-16-5	113
3/30	at Philadelphia	L 1-2**	54-16-6	114
4/1	at Colorado	W 4-2	55-16-6	116
4/2	at Arizona	L 0-3	55-17-6	116
4/5	NY Islanders	L 3-4*	55-17-7	117
4/7	Pittsburgh	L 3-4*	55-17-8	118
4/9	at St. Louis	W 5-1	56-17-8	120
4/10 ••	Anaheim	L 0-2	56-18-8	120

• Postponed from Jan. 24 due to blizzard
•• Postponed from Jan. 22 due to blizzard
* Denotes overtime game
** Denotes shootout

2014-15

45-26-11, 101 points

	W	L	OT	PTS
Home	23	13	5	51
Away	22	13	6	50
1st Half	22	11	8	52
2nd Half	23	15	3	49
October	4	3	2	10
November	6	6	2	14
December	8	2	3	19
January	7	3	3	17
February	8	6	0	16
March	9	5	0	18
April	3	1	1	7

Head Coach
Barry Trotz

BRADEN HOLTBY

Player	GP	G	A	PTS	PIM	+/-	PP	SH	GW
Alex Ovechkin	81	53	28	81	58	+10	25	0	11
Nicklas Backstrom	82	18	60	78	40	+5	3	0	3
John Carlson	82	12	43	55	28	+11	3	1	3
Marcus Johansson	82	20	27	47	10	+6	3	0	1
Mike Green	72	10	35	45	34	+15	1	0	2
Troy Brouwer	82	21	22	43	53	+11	8	2	3
Evgeny Kuznetsov*	80	11	26	37	24	+10	4	0	1
Joel Ward	82	19	15	34	30	-4	6	0	4
Eric Fehr	75	19	14	33	20	+8	1	1	4
Matt Niskanen	82	4	27	31	47	+7	2	0	0
Andre Burakovsky*	53	9	13	22	10	+12	2	0	2
Karl Alzner	82	5	16	21	20	+14	0	0	0
Jay Beagle	62	10	10	20	20	+6	0	0	2
Brooks Laich	66	7	13	20	24	-2	0	0	2
Jason Chimera	77	7	12	19	51	-1	0	0	2
Brooks Orpik	78	0	19	19	66	+5	0	0	0
Tom Wilson	67	4	13	17	172	-1	0	0	0
Curtis Glencross	18	4	3	7	6	-1	2	0	0
Michael Latta*	53	0	6	6	68	+4	0	0	0
Jack Hillen	35	0	5	5	10	+1	0	0	0
Nate Schmidt	39	1	3	4	10	-2	0	0	0
Liam O'Brien*	13	1	1	2	23	+4	0	0	0
Tim Gleason	17	0	2	2	11	+5	0	0	0
Chris Brown*	5	1	0	1	2	+1	0	0	0
Stanislav Galiev*	2	1	0	1	0	+1	0	0	0
Cameron Schilling*	4	0	0	0	4	+1	0	0	0
Aaron Volpatti	2	0	0	0	0	0	0	0	0
Chris Conner	2	0	0	0	4	+1	0	0	0
Steven Oleksy	1	0	0	0	0	-1	0	0	0

Goaltender	GP	MIN	GA	SO	SV%	GAA	W-L-OT
Braden Holtby	73	4,247	157	9	.923	2.22	41-20-10
Justin Peters	12	647	35	0	.881	3.25	3-6-1
Philipp Grubauer*	1	65	2	0	.920	1.85	1-0-0

* Indicates rookie

Date	Opponent	Result	Record	Pts
10/9	Montreal	O 1-2**	0-0-1	1
10/11	at Boston	W 4-0	1-0-1	3
10/14	San Jose	O 5-6**	1-0-2	4
10/16	New Jersey	W 6-2	2-0-2	6
10/18	Florida	W 2-1**	3-0-2	8
10/22	at Edmonton	L 2-3	3-1-2	8
10/25	at Calgary	W 3-1	4-1-2	10
10/26	at Vancouver	L 2-4	4-2-2	10
10/29	Detroit	L 2-4	4-3-2	10
11/1	at Tampa Bay	L 3-4	4-4-2	10
11/2	Arizona	L 5-6	4-5-2	10
11/4	Calgary	O 3-4*	4-5-3	11
11/7	at Chicago	W 3-2	5-5-3	13
11/8	Carolina	W 4-3*	6-5-3	15
11/11	Columbus	W 4-2	7-5-3	17
11/14	New Jersey	L 0-1	7-6-3	17
11/15	at St. Louis	L 1-4	7-7-3	17
11/18	at Arizona	W 2-1*	8-7-3	19
11/20	at Colorado	W 3-2	9-7-3	21
11/22	Buffalo	L 1-2	9-8-3	21
11/26	at NY Islanders	O 2-3*	9-8-4	22
11/28	NY Islanders	W 5-2	10-8-4	24
11/29	at Toronto	L 2-6	10-9-4	24
12/2	Vancouver	L 3-4	10-10-4	24
12/4	at Carolina	W 2-1	11-10-4	26
12/6	at New Jersey	W 4-1	12-10-4	28
12/9	at Tampa Bay	W 5-3	13-10-4	30
12/11	Columbus	O 2-3*	13-10-5	31
12/13	Tampa Bay	W 4-2	14-10-5	33
12/16	at Florida	O 1-2**	14-10-6	34
12/18	at Columbus	W 5-4*	15-10-6	36
12/20	at New Jersey	W 4-0	16-10-6	38
12/22	Ottawa	W 2-1	17-10-6	40
12/23	at NY Rangers	L 2-4	17-11-6	40
12/27	at Pittsburgh	W 3-0	18-11-6	42
12/29	at NY Islanders	O 3-4*	18-11-7	43
1/1	Chicago	W 3-2	19-11-7	45
1/4	Florida	W 4-3	20-11-7	47
1/7	at Toronto	W 6-2	21-11-7	49
1/8	at Philadelphia	O 2-3*	21-11-8	50
1/10	Detroit	W 3-1	22-11-8	52
1/12	Colorado	W 2-1	23-11-8	54
1/14	Philadelphia	W 1-0	24-11-8	56
1/16	at Nashville	L 3-4	24-12-8	56
1/17	at Dallas	L 4-5	24-13-8	56
1/20	Edmonton	O 4-5**	24-13-9	57
1/27	at Columbus	L 3-4	24-14-9	57
1/28	Pittsburgh	W 4-0	25-14-9	59
1/31	at Montreal	O 0-1*	25-14-10	60
2/1	St. Louis	L 3-4	25-15-10	60
2/3	Los Angeles	W 4-0	26-15-10	62
2/5	at Ottawa	W 2-1	27-15-10	64
2/6	Anaheim	W 3-2**	28-15-10	66
2/8	Philadelphia	L 1-3	28-16-10	66
2/11	at San Jose	W 5-4*	29-16-10	68
2/14	at Los Angeles	L 1-3	29-17-10	68
2/15	at Anaheim	W 5-3	30-17-10	70
2/17	at Pittsburgh	W 3-1	31-17-10	72
2/19	Winnipeg	W 5-1	32-17-10	74
2/21	NY Islanders	W 3-2**	33-17-10	76
2/22	at Philadelphia	L 2-3	33-18-10	76
2/25	Pittsburgh	L 3-4	33-19-10	76
2/27	at Carolina	L 0-3	33-20-10	76
3/1	Toronto	W 4-0	34-20-10	78
3/3	at Columbus	W 5-3	35-20-10	80
3/5	Minnesota	L 1-2	35-21-10	80
3/7	Buffalo	W 6-1	36-21-10	82
3/11	NY Rangers	L 1-3	36-22-10	82
3/13	Dallas	L 2-4	36-23-10	82
3/15	Boston	W 2-0	37-23-10	84
3/16	at Buffalo	W 4-3**	38-23-10	86
3/19	at Minnesota	W 3-2	39-23-10	88
3/21	at Winnipeg	L 0-3	39-24-10	88
3/26	New Jersey	W 3-2*	40-24-10	90
3/28	Nashville	L 3-4	40-25-10	90
3/29	at NY Rangers	W 5-2	41-25-10	92
3/31	Carolina	W 4-2	42-25-10	94
4/2	at Montreal	W 5-4**	43-25-10	96
4/4	at Ottawa	O 3-4*	43-25-11	97
4/5	at Detroit	W 2-1	44-25-11	99
4/8	Boston	W 3-0	45-25-11	101
4/11	NY Rangers	L 2-4	45-26-11	101

* Denotes overtime game ** Denotes shootout

2013-14

38-30-14, 90 points

	W	L	OT	PTS
Home	21	13	7	49
Away	17	17	7	41
1st Half	20	15	6	46
2nd Half	18	15	8	44
October	5	7	0	10
November	9	4	2	20
December	6	4	3	15
January	4	7	4	12
February	4	1	0	8
March	6	5	4	16
April	4	2	1	9

Head Coach
Adam Oates

JOEL WARD

Player	GP	G	A	PTS	PIM	+/-	PP	SH	GW
Alex Ovechkin	78	51	28	79	48	-35	24	0	10
Nicklas Backstrom	82	18	61	79	54	-20	6	1	1
Joel Ward	82	24	25	49	32	+7	6	2	4
Marcus Johansson	80	8	36	44	4	-21	6	0	1
Troy Brouwer	82	25	18	43	92	-6	12	0	3
Jason Chimera	82	15	27	42	36	+4	1	0	0
Mike Green	70	9	29	38	64	-16	3	0	2
John Carlson	82	10	27	37	22	-3	5	0	0
Mikhail Grabovski	58	13	22	35	26	+6	3	0	1
Eric Fehr	73	13	18	31	32	0	0	0	2
Martin Erat	53	1	23	24	22	+1	0	0	0
Karl Alzner	82	2	16	18	26	-7	0	0	1
Brooks Laich	51	8	7	15	16	-7	1	1	1
Dmitry Orlov	54	3	8	11	19	-1	0	0	0
Tom Wilson*	82	3	7	10	151	+1	1	0	0
Steve Oleksy	33	2	8	10	53	+7	0	0	1
Jay Beagle	62	4	5	9	28	-9	0	0	0
Evgeny Kuznetsov*	17	3	6	9	6	-2	0	1	0
Nate Schmidt*	29	2	4	6	6	+4	0	0	0
Connor Carrick*	34	1	5	6	23	-9	0	0	0
John Erskine	37	1	3	4	56	-5	0	0	0
Michael Latta*	17	1	3	4	12	0	0	0	0
Casey Wellman	13	2	1	3	0	+3	0	0	0
Dustin Penner	18	1	2	3	2	+3	0	0	0
Patrick Wey*	9	0	3	3	5	0	0	0	0
Aaron Volpatti	41	2	0	2	49	-3	0	0	0
Alexander Urbom*	20	1	1	2	19	+1	0	0	0
Julien Brouillette	10	1	1	2	0	+3	0	0	1
Chris Brown*	6	1	1	2	0	0	0	0	0
Tyson Strachan	18	0	2	2	28	-2	0	0	0
Jack Hillen	13	0	1	1	4	-4	0	0	0
Ryan Stoa	3	0	0	0	0	-1	0	0	0
Nicolas Deschamps*	3	0	0	0	0	-1	0	0	0
Cameron Schilling*	1	0	0	0	0	-2	0	0	0
Peter LeBlanc*	1	0	0	0	0	0	0	0	0

Goaltender	GP	MIN	GA	SO	SV%	GAA	W-L-OT
Braden Holtby	48	2,656	126	4	.915	2.85	23-15-4
Philipp Grubauer*	17	883	35	0	.925	2.38	6-5-5
Michal Neuvirth	13	767	36	0	.914	2.82	4-6-2
Jaroslav Halak	12	701	27	1	.930	2.31	5-4-3

* Indicates rookie

Date	Opponent	Result		Record	Pts
10/1	at Chicago	L	4-6	0-1-0	0
10/3	Calgary	W	5-4**	1-1-0	2
10/5	at Dallas	L	1-2	1-2-0	2
10/10	Carolina	L	2-3	1-3-0	2
10/12	Colorado	L	1-5	1-4-0	2
10/14	Edmonton	W	4-2	2-4-0	4
10/16	NY Rangers	L	0-2	2-5-0	4
10/19	Columbus	W	4-1	3-5-0	6
10/22	at Winnipeg	W	5-4**	4-5-0	8
10/24	at Edmonton	W	4-1	5-5-0	10
10/26	at Calgary	L	2-5	5-6-0	10
10/28	at Vancouver	L	2-3	5-7-0	10
11/1	at Philadelphia	W	7-0	6-7-0	12
11/2	Florida	W	3-2**	7-7-0	14
11/5	NY Islanders	W	6-2	8-7-0	16
11/7	Minnesota	W	3-2**	9-7-0	18
11/9	at Phoenix	O	3-4**	9-7-1	19
11/10	at Colorado	L	1-4	9-8-1	19
11/12	Columbus	W	4-3*	10-8-1	21
11/15	at Detroit	W	4-3**	11-8-1	23
11/17	St. Louis	W	4-1	12-8-1	25
11/20	Pittsburgh	L	0-4	12-9-1	25
11/22	Montreal	L	2-3	12-10-1	25
11/23	at Toronto	O	1-2**	12-10-2	26
11/27	Ottawa	L	4-6	12-11-2	26
11/29	Montreal	W	3-2**	13-11-2	28
11/30	at NY Islanders	W	3-2*	14-11-2	30
12/3	Carolina	L	1-4	14-12-2	30
12/7	Nashville	W	5-2	15-12-2	32
12/8	at NY Rangers	W	4-1	16-12-2	34
12/10	Tampa Bay	W	6-5**	17-12-2	36
12/13	at Florida	O	2-3**	17-12-3	37
12/15	Philadelphia	W	5-4**	18-12-3	39
12/17	at Philadelphia	L	2-5	18-13-3	39
12/20	at Carolina	W	4-2	19-13-3	41
12/21	New Jersey	O	4-5*	19-13-4	42
12/23	Anaheim	L	2-3	19-14-4	42
12/27	NY Rangers	W	3-2	20-14-4	44
12/29	at Buffalo	O	1-2**	20-14-5	45
12/30	at Ottawa	L	1-3	20-15-5	45
1/2	Carolina	O	3-4*	20-15-6	46
1/4	at Minnesota	L	3-5	20-16-6	46
1/9	at Tampa Bay	W	4-3	21-16-6	48
1/10	Toronto	W	3-2	22-16-6	50
1/12	Buffalo	O	1-2**	22-16-7	51
1/14	San Jose	O	1-2**	22-16-8	52
1/15	at Pittsburgh	L	3-4	22-17-8	52
1/17	at Columbus	L	1-5	22-18-8	52
1/19	at NY Rangers	L	1-4	22-19-8	52
1/21	Ottawa	L	0-2	22-20-8	52
1/24	at New Jersey	L	1-2	22-21-8	52
1/25	at Montreal	W	5-0	23-21-8	54
1/28	at Buffalo	W	5-4*	24-21-8	56
1/30	at Columbus	L	2-5	24-22-8	56
1/31	at Detroit	O	3-4**	24-22-9	57
2/2	Detroit	W	6-5*	25-22-9	59
2/4	NY Islanders	L	0-1	25-23-9	59
2/6	Winnipeg	W	4-2	26-23-9	61
2/8	New Jersey	W	3-0	27-23-9	63
2/27	at Florida	W	5-4	28-23-9	65
3/1	at Boston	W	4-2	29-23-9	67
3/2	Philadelphia	O	4-5*	29-23-10	68
3/5	at Philadelphia	L	4-6	29-24-10	68
3/6	at Boston	L	0-3	29-25-10	68
3/8	Phoenix	W	3-2	30-25-10	70
3/10	Pittsburgh	L	2-3	30-26-10	70
3/11	at Pittsburgh	L	0-2	30-27-10	70
3/14	Vancouver	W	4-3	31-27-10	72
3/16	Toronto	W	4-2	32-27-10	74
3/18	at Anaheim	W	3-2	33-27-10	76
3/20	at Los Angeles	O	1-2**	33-27-11	77
3/22	at San Jose	W	3-2**	34-27-11	79
3/25	Los Angeles	O	4-5**	34-27-12	80
3/29	Boston	L	2-4	34-28-12	80
3/30	at Nashville	O	3-4**	34-28-13	81
4/1	Dallas	L	0-5	34-29-13	81
4/4	at New Jersey	L	1-2	34-30-13	81
4/5	at NY Islanders	W	4-3**	35-30-13	83
4/8	at St. Louis	W	4-1	36-30-13	85
4/10	at Carolina	W	5-2	37-30-13	87
4/11	Chicago	W	4-0	38-30-13	89
4/13	Tampa Bay	O	0-1**	38-30-14	90

* Denotes overtime game ** Denotes shootout

2012-13

27-18-3, 57 points

	W	L	OT	PTS
Home	15	8	1	31
Away	12	10	2	26
1st Half	10	13	1	21
2nd Half	17	5	2	36
January	1	5	1	3
February	6	6	0	12
March	9	6	1	19
April	11	1	1	23

Head Coach
Adam Oates

NICKLAS BACKSTROM

Player	GP	G	A	PTS	PIM	+/-	PP	SH	GW
Alex Ovechkin	48	32	24	56	36	+2	16	0	4
Mike Ribeiro	48	13	36	49	53	-4	6	0	1
Nicklas Backstrom	48	8	40	48	20	+8	3	0	1
Troy Brouwer	47	19	14	33	28	-5	7	1	5
Mike Green	35	12	14	26	20	-3	4	0	2
John Carlson	48	6	16	22	18	+11	0	0	0
Marcus Johansson	34	6	16	22	4	+3	4	3	1
Joel Ward	39	8	12	20	12	+7	1	1	1
Eric Fehr	41	9	8	17	10	+14	2	1	2
Mathieu Perreault	39	6	11	17	20	+7	2	0	1
Jason Chimera	47	3	11	14	48	-5	0	0	0
Wojtek Wolski	27	4	5	9	6	+1	0	0	2
Jack Hillen	23	3	6	9	14	+9	0	0	1
Steve Oleksy	28	1	8	9	33	+9	0	0	0
Matt Hendricks	48	5	3	8	73	-6	0	0	1
Jay Beagle	48	2	6	8	14	-1	0	0	1
Tomas Kundratek*	25	1	6	7	8	-5	0	0	0
John Erskine	30	3	3	6	34	+10	0	0	0
Karl Alzner	48	1	4	5	14	-6	0	0	0
Brooks Laich	9	1	3	4	6	+2	0	0	0
Martin Erat	9	1	2	3	4	0	0	0	1
Jeff Schultz	26	0	3	3	12	-6	0	0	0
Joey Crabb	26	2	0	2	8	-1	0	0	0
Tom Poti	16	0	2	2	2	-2	0	0	0
Aaron Volpatti	17	0	1	1	7	-2	0	0	0
Dmitry Orlov	5	0	1	1	0	+5	0	0	0
Roman Hamrlik	4	0	1	1	2	-1	0	0	0
Cameron Schilling*	1	0	0	0	0	-1	0	0	0

Goaltender	GP	MIN	GA	SO	EN	GAA	W-L-OT
Braden Holtby	36	2,089	90	4	0	2.58	23-12-1
Michal Neuvirth	12	723	33	0	0	2.74	4-5-2
Philipp Grubauer*	2	84	5	0	0	3.57	0-1-0

* Indicates rookie

Date	Opponent	Result		Record	Pts
1/19	at Tampa Bay	L	3-6	0-1-0	0
1/22	Winnipeg	L	2-4	0-2-0	0
1/24	Montreal	L	1-4	0-3-0	0
1/25	at New Jersey	OT	2-3*	0-3-1	1
1/27	Buffalo	W	3-2	1-3-1	3
1/29	at Ottawa	L	2-3	1-4-1	3
1/31	at Toronto	L	2-3	1-5-1	3
2/1	Philadelphia	W	3-2	2-5-1	5
2/3	Pittsburgh	L	3-6	2-6-1	5
2/5	Toronto	L	2-3	2-7-1	5
2/7	at Pittsburgh	L	2-5	2-8-1	5
2/9	Florida	W	5-0	3-8-1	7
2/12	at Florida	W	6-5*	4-8-1	9
2/14	at Tampa Bay	W	4-3	5-8-1	11
2/17	at NY Rangers	L	1-2	5-9-1	11
2/21	New Jersey	L	2-3	5-10-1	11
2/23	New Jersey	W	5-1	6-10-1	13
2/26	Carolina	W	3-0	7-10-1	15
2/27	at Philadelphia	L	1-4	7-11-1	15
3/2	at Winnipeg	W	3-0	8-11-1	17
3/5	Boston	W	4-3*	9-11-1	19
3/7	Florida	W	7-1	10-11-1	21
3/9	at NY Islanders	L	2-5	10-12-1	21
3/10	NY Rangers	L	1-4	10-13-1	21
3/12	Carolina	L	0-4	10-14-1	21
3/14	at Carolina	W	3-2	11-14-1	23
3/16	at Boston	L	1-4	11-15-1	23
3/17	Buffalo	W	5-3	12-15-1	25
3/19	at Pittsburgh	L	1-2	12-16-1	25
3/21	at Winnipeg	W	4-0	13-16-1	27
3/22	at Winnipeg	W	6-1	14-16-1	29
3/24	at NY Rangers	W	3-2**	15-16-1	31
3/26	NY Islanders	L	2-3	15-17-1	31
3/30	at Buffalo	W	4-3**	16-17-1	33
3/31	at Philadelphia	OT	4-5*	16-17-2	34
4/2	at Carolina	W	5-3	17-17-2	36
4/4	NY Islanders	W	2-1**	18-17-2	38
4/6	at Florida	W	4-3	19-17-2	40
4/7	Tampa Bay	W	4-2	20-17-2	42
4/9	at Montreal	W	3-2	21-17-2	44
4/11	Carolina	W	3-1	22-17-2	46
4/13	Tampa Bay	W	6-5*	23-17-2	48
4/16	Toronto	W	5-1	24-17-2	50
4/18	at Ottawa	L	1-3	24-18-2	50
4/20	at Montreal	W	5-1	25-18-2	52
4/23	Winnipeg	W	5-3	26-18-2	54
4/25	Ottawa	OT	1-2*	26-18-3	55
4/27	Boston	W	3-2*	27-18-3	57

* Denotes overtime game ** Denotes shootout

2011-12

42-32-8, 92 points

	W	L	OT	PTS
Home	26	11	4	56
Away	16	21	4	36
1st Half	22	17	2	46
2nd Half	20	15	6	46
October	7	2	0	14
November	5	8	1	11
December	8	5	1	17
January	6	4	2	14
February	6	7	1	13
March	8	5	3	19
April	2	1	0	4

Head Coach

Bruce Boudreau: 12-9-1

Dale Hunter (Nov. 28): 30-23-7

ALEX OVECHKIN

Player	GP	G	A	PTS	PIM	+/-	PP	SH	GW
Alex Ovechkin	78	38	27	65	26	-8	13	0	3
Alexander Semin	77	21	33	54	56	+9	2	0	1
Marcus Johansson	80	14	32	46	8	-5	1	0	3
Dennis Wideman	82	11	35	46	46	-8	4	0	3
Nicklas Backstrom	42	14	30	44	24	-4	3	0	4
Brooks Laich	82	16	25	41	34	-8	5	1	5
Jason Chimera	82	20	19	39	78	+4	1	2	5
Troy Brouwer	82	18	15	33	61	-15	3	0	5
John Carlson	82	9	23	32	22	-15	4	0	0
Mathieu Perreault	64	16	14	30	24	+9	2	0	4
Dmitry Orlov*	60	3	16	19	18	+1	0	0	1
Mike Knuble	72	6	12	18	32	-15	0	0	0
Joel Ward	73	6	12	18	20	+12	0	0	0
Karl Alzner	82	1	16	17	29	+12	0	0	0
Jeff Halpern	69	4	12	16	24	-1	0	0	1
Roman Hamrlik	68	2	11	13	34	+11	0	0	1
Keith Aucoin	27	3	8	11	0	+4	0	0	1
Matt Hendricks	78	4	5	9	95	-6	0	0	0
Cody Eakin*	30	4	4	8	4	+2	0	0	0
Mike Green	32	3	4	7	12	+5	3	0	1
Jeff Schultz	54	1	5	6	12	-2	0	0	0
Jay Beagle	41	4	1	5	23	-2	0	0	0
John Erskine	28	0	2	2	51	+3	0	0	0
Tomas Kundratek*	5	0	0	0	2	0	0	0	0
Sean Collins	2	0	0	0	0	-1	0	0	0
DJ King	1	0	0	0	0	0	0	0	0
Joel Rechlicz	3	0	0	0	10	0	0	0	0

Goaltender	GP	MIN	GA	SO	EN	GAA	W-L-OT
Tomas Vokoun	48	2,583	108	4	4	2.51	25-17-2
Michal Neuvirth	38	2,020	95	3	4	2.82	13-13-5
Braden Holtby*	7	361	15	1	0	2.49	4-2-1

* Indicates rookie

Date	Opponent	Result		Record	Pts
10/8	Carolina	W	4-3*	1-0-0	2
10/10	Tampa Bay	W	6-5**	2-0-0	4
10/13	at Pittsburgh	W	3-2*	3-0-0	6
10/15	Ottawa	W	2-1	4-0-0	8
10/18	Florida	W	3-0	5-0-0	10
10/20	at Philadelphia	W	5-2	6-0-0	12
10/22	Detroit	W	7-1	7-0-0	14
10/27	at Edmonton	L	1-2	7-1-0	14
10/29	at Vancouver	L	4-7	7-2-0	14
11/1	Anaheim	W	5-4*	8-2-0	16
11/4	at Carolina	W	5-1	9-2-0	18
11/5	at NY Islanders	L	3-5	9-3-0	18
11/8	Dallas	L	2-5	9-4-0	18
11/11	at New Jersey	W	3-1	10-4-0	20
11/12	New Jersey	OT	2-3**	10-4-1	21
11/15	at Nashville	L	1-3	10-5-1	21
11/17	at Winnipeg	L	1-4	10-6-1	21
11/19	at Toronto	L	1-7	10-7-1	21
11/21	Phoenix	W	4-3	11-7-1	23
11/23	Winnipeg	W	4-3*	12-7-1	25
11/25	NY Rangers	L	3-6	12-8-1	25
11/26	at Buffalo	L	1-5	12-9-1	25
11/29	St. Louis	L	1-2	12-10-1	25
12/1	Pittsburgh	L	1-2	12-11-1	25
12/3	Ottawa	W	3-2*	13-11-1	27
12/5	at Florida	L	4-5	13-12-1	27
12/7	at Ottawa	W	5-3	14-12-1	29
12/9	Toronto	W	4-2	15-12-1	31
12/13	Philadelphia	L	1-5	15-13-1	31
12/15	at Winnipeg	W	1-0	16-13-1	33
12/17	at Colorado	L	1-2	16-14-1	33
12/20	Nashville	W	4-1	17-14-1	35
12/23	at New Jersey	OT	4-3**	17-14-2	36
12/26	at Buffalo	L	4-2	17-15-2	36
12/28	NY Rangers	W	4-1	18-15-2	38
12/30	Buffalo	W	3-1	19-15-2	40
12/31	at Columbus	W	4-2	20-15-2	42
1/3	Calgary	W	3-1	21-15-2	44
1/7	at San Jose	L	2-5	21-16-2	44
1/9	at Los Angeles	L	2-5	21-17-2	44
1/11	Pittsburgh	W	1-0	22-17-2	46
1/13	Tampa Bay	W	4-3	23-17-2	48
1/15	Carolina	W	2-1	24-17-2	50
1/17	NY Islanders	L	0-3	24-18-2	50
1/18	at Montreal	W	3-0	25-18-2	52
1/20	at Carolina	L	0-3	25-19-2	52
1/22	at Pittsburgh	OT	3-4*	25-19-3	53
1/24	Boston	W	5-3	26-19-3	55
1/31	at Tampa Bay	OT	3-4*	26-19-4	56
2/1	at Florida	L	2-4	26-20-4	56
2/4	at Montreal	W	3-0	27-20-4	58
2/5	Boston	L	1-4	27-21-4	58
2/7	Florida	W	4-0	28-21-4	60
2/9	Winnipeg	OT	2-3**	28-21-5	61
2/12	at NY Rangers	L	2-3	28-22-5	61
2/13	San Jose	L	3-5	28-23-5	61
2/17	at Florida	W	2-1	29-23-5	63
2/18	at Tampa Bay	L	1-2	29-24-5	63
2/20	at Carolina	L	0-5	29-25-5	63
2/22	at Ottawa	L	2-5	29-26-5	63
2/24	Montreal	W	4-1	30-26-5	65
2/25	at Toronto	W	4-2	31-26-5	67
2/28	NY Islanders	W	3-2*	32-26-5	69
3/2	New Jersey	L	0-5	32-27-5	69
3/4	Philadelphia	L	0-1	32-28-5	69
3/6	Carolina	OT	3-4*	32-28-6	70
3/8	Tampa Bay	W	3-2*	33-28-6	72
3/10	at Boston	W	4-3	34-28-6	74
3/11	Toronto	W	2-0	35-28-6	76
3/13	at NY Islanders	W	5-4**	36-28-6	78
3/16	at Winnipeg	L	2-3	36-29-6	78
3/18	at Chicago	L	2-5	36-30-6	78
3/19	at Detroit	W	5-3	37-30-6	80
3/22	at Philadelphia	OT	1-2**	37-30-7	81
3/23	Winnipeg	OT	3-4*	37-30-8	82
3/25	Minnesota	W	3-0	38-30-8	84
3/27	Buffalo	L	1-5	38-31-8	84
3/29	at Boston	W	3-2**	39-31-8	86
3/31	Montreal	W	3-2**	40-31-8	88
4/2	at Tampa Bay	L	2-4	40-32-8	88
4/5	Florida	W	4-2	41-32-8	90
4/7	at NY Rangers	W	4-1	42-32-8	92

* Denotes overtime game ** Denotes shootout

2010-11

48-23-11, 107 points

	W	L	OT	PTS
Home	25	8	8	58
Away	23	15	3	49
1st Half	23	12	6	52
2nd Half	25	11	5	55
October	7	4	0	14
November	10	2	2	22
December	5	6	3	13
January	5	3	4	14
February	6	5	1	13
March	12	2	1	25
April	3	1	0	6

Head Coach
Bruce Boudreau

MICHAL NEUVIRTH

Player	GP	G	A	PTS	PIM	+/-	PP	SH	GW
Alex Ovechkin	79	32	53	85	41	24	7	0	11
Nicklas Backstrom	77	18	47	65	40	24	4	1	2
Alexander Semin	65	28	26	54	71	22	6	1	4
Brooks Laich	82	16	32	48	46	14	4	1	3
Mike Knuble	79	24	16	40	36	10	7	1	1
Dennis Wideman	75	10	30	40	39	-19	9	0	1
Washington	14	1	6	7	6	7	1	0	0
*John Carlson	82	7	30	37	44	21	1	0	3
Jason Arnott	73	17	14	31	40	-6	4	0	1
Washington	11	4	3	7	8	3	2	0	1
*Marcus Johansson	69	13	14	27	10	2	2	1	2
Jason Chimera	81	10	16	26	64	-10	2	0	1
Matt Hendricks	77	9	16	25	110	-2	1	0	3
Mike Green	49	8	16	24	48	6	5	0	1
Eric Fehr	52	10	10	20	16	E	3	0	1
Marco Sturm	35	5	11	16	23	6	1	0	1
Washington	18	1	6	7	6	E	0	0	1
*Mathieu Perreault	35	7	7	14	20	-3	1	0	1
Karl Alzner	82	2	10	12	24	14	0	0	0
John Erskine	73	4	7	11	94	1	0	0	1
Matt Bradley	61	4	7	11	68	-3	0	0	0
Scott Hannan	78	1	10	11	34	4	0	0	0
Washington	55	1	4	5	28	3	0	0	0
Jeff Schultz	72	1	9	10	12	6	0	0	1
Boyd Gordon	60	3	6	9	16	-5	0	1	1
Tom Poti	21	2	5	7	8	-4	0	0	0
Tyler Sloan	33	1	5	6	14	-6	0	0	0
*Jay Beagle	31	2	1	3	8	-2	0	0	2
*Andrew Gordon	9	1	1	2	0	-2	0	0	0
D.J. King	16	0	2	2	30	-3	0	0	0
Sean Collins	4	1	0	1	0	2	0	0	1
Brian Fahey	7	0	1	1	2	-1	0	0	0
Brian Willsie	1	0	1	1	0	E	0	0	0
Keith Aucoin	1	0	0	0	0	E	0	0	0

Goaltender	GP	MIN	GA	SO	EN	GAA	W-L-OT
*Michal Neuvirth	48	2,689	110	4	0	2.45	27-12-4
Semyon Varlamov	27	1,560	58	2	1	2.23	11-9-5
*Braden Holtby	14	736	22	2	0	1.79	10-2-2

* Indicates rookie

Date	Opponent	Result		Record	Pts
10/8	@Atlanta	L	2-4	0-1-0	0
10/9	New Jersey	W	7-2	1-1-0	2
10/11	Ottawa	W	3-2*	2-1-0	4
10/13	NY Islanders	W	2-1	3-1-0	6
10/16	@Nashville	W	3-2*	4-1-0	8
10/19	Boston	L	1-3	4-2-0	8
10/21	@Boston	L	1-4	4-3-0	8
10/23	Atlanta	W	4-3*	5-3-0	10
10/27	@Carolina	W	3-0	6-3-0	12
10/28	@Minnesota	L	1-2	6-4-0	12
10/30	@Calgary	W	7-2	7-4-0	14
11/3	Toronto	W	5-4**	8-4-0	16
11/5	Boston	W	5-3	9-4-0	18
11/7	Philadelphia	W	3-2*	10-4-0	20
11/9	@NY Rangers	W	5-3	11-4-0	22
11/11	Tampa Bay	W	6-3	12-4-0	24
11/13	@Buffalo	OT	2-3*	12-4-1	25
11/14	Atlanta	W	6-4	13-4-1	27
11/17	Buffalo	W	4-2	14-4-1	29
11/19	@Atlanta	L	0-5	14-5-1	29
11/20	Philadelphia	OT	4-5**	14-5-2	30
11/22	@New Jersey	L	0-5	14-6-2	30
11/24	@Carolina	W	3-2	15-6-2	32
11/26	Tampa Bay	W	6-0	16-6-2	34
11/28	Carolina	W	3-2**	17-6-2	36
12/1	@St. Louis	W	4-1	18-6-2	38
12/2	@Dallas	L	1-2	18-7-2	38
12/4	Atlanta	L	1-3	18-8-2	38
12/6	Toronto	OT	4-5**	18-8-3	39
12/9	Florida	L	0-3	18-9-3	39
12/11	Colorado	L	2-3	18-10-3	39
12/12	@NY Rangers	L	0-7	18-11-3	39
12/15	Anaheim	OT	1-2*	18-11-4	40
12/18	@Boston	L	2-3	18-12-4	40
12/19	@Ottawa	W	3-2	19-12-4	42
12/21	New Jersey	W	5-1	20-12-4	44
12/23	Pittsburgh	OT	2-3**	20-12-5	45
12/26	@Carolina	W	3-2	21-12-5	47
12/28	Montreal	W	3-0	22-12-5	49
1/1	@Pittsburgh^	W	3-1	23-12-5	51
1/4	Tampa Bay	OT	0-1*	23-12-6	52
1/8	Florida	W	3-2	24-12-6	54
1/11	@Florida	OT	3-4*	24-12-7	55
1/12	@Tampa Bay	L	0-3	24-13-7	55
1/14	Vancouver	L	2-4	24-14-7	55
1/16	Ottawa	W	3-1	25-14-7	57
1/18	@Philadelphia	OT	2-3*	25-14-8	58
1/20	@NY Islanders	W	2-1	26-14-8	60
1/22	@Toronto	W	4-1	27-14-8	62
1/24	NY Rangers	OT	1-2**	27-14-9	63
1/26	@Atlanta	L	0-1	27-15-9	63
2/1	Montreal	OT	2-3**	27-15-10	64
2/4	@Tampa Bay	W	5-2	28-15-10	66
2/6	Pittsburgh	W	3-0	29-15-10	68
2/8	San Jose	L	0-2	29-16-10	68
2/12	Los Angeles	L	1-4	29-17-10	68
2/14	@Phoenix	L	2-3	29-18-10	68
2/16	@Anaheim	W	7-6	30-18-10	70
2/17	@San Jose	L	2-3	30-19-10	70
2/20	@Buffalo	W	2-1	31-19-10	72
2/21	@Pittsburgh	W	1-0	32-19-10	74
2/25	NY Rangers	L	0-6	32-20-10	74
2/26	@NY Islanders	W	3-2	33-20-10	76
3/1	NY Islanders	W	2-1*	34-20-10	78
3/3	St. Louis	W	3-2	35-20-10	80
3/6	@Florida	W	3-2*	36-20-10	82
3/7	@Tampa Bay	W	2-1**	37-20-10	84
3/9	Edmonton	W	5-0	38-20-10	86
3/11	Carolina	W	2-1	39-20-10	88
3/13	Chicago	W	4-3*	40-20-10	90
3/15	@Montreal	W	4-2	41-20-10	92
3/16	@Detroit	L	2-3	41-21-10	92
3/18	@New Jersey	W	3-0	42-21-10	94
3/22	@Philadelphia	W	5-4**	43-21-10	96
3/25	@Ottawa	L	0-2	43-22-10	96
3/26	@Montreal	W	2-0	44-22-10	98
3/29	Carolina	OT	2-3**	44-22-11	99
3/31	Columbus	W	4-3*	45-22-11	101
4/2	Buffalo	W	5-4*	46-22-11	103
4/5	@Toronto	W	3-2**	47-22-11	105
4/6	Florida	W	5-2	48-22-11	107
4/7	@Florida	L	0-1	48-23-11	107

* Denotes overtime game ** Denotes shootout
^ 2011 Winter Classic at Heinz Field

2009-10

54-15-13, 121 points

	W	L	OT	PTS
Home	30	5	6	66
Away	24	10	7	55
1st Half	24	11	6	54
2nd Half	30	4	7	67
October	8	2	3	19
November	8	3	3	19
December	8	5	0	16
January	13	2	0	26
February	4	1	2	10
March	8	2	4	20
April	5	0	1	11

Head Coach
Bruce Boudreau

BROOKS LAICH

Player	GP	G	A	PTS	PIM	+/-	PP	SH	GW
Alex Ovechkin	72	50	59	109	89	45	13	0	7
Nicklas Backstrom	82	33	68	101	50	37	11	0	4
Alexander Semin	73	40	44	84	66	36	8	2	5
Mike Green	75	19	57	76	54	39	10	0	4
Brooks Laich	78	25	34	59	34	16	12	1	4
Mike Knuble	69	29	24	53	59	23	6	0	5
Tomas Fleischmann	69	23	28	51	28	9	7	0	4
Brendan Morrison	74	12	30	42	40	23	3	0	3
Eric Belanger	77	15	26	41	32	2	3	0	3
Washington	17	2	4	6	4	3	0	0	0
Eric Fehr	69	21	18	39	24	18	3	0	3
Jason Chimera	78	15	19	34	98	-1	1	0	1
Washington	39	7	10	17	51	6	0	0	0
Matt Bradley	77	10	14	24	47	6	0	1	5
Tom Poti	70	4	20	24	42	26	2	0	0
Jeff Schultz	73	3	20	23	32	50	0	0	0
Joe Corvo	52	6	12	18	12	-10	5	0	0
Washington	39	7	10	17	51	6	0	0	0
David Steckel	79	5	11	16	19	4	1	0	1
Shaone Morrisonn	68	1	11	12	68	8	0	0	1
Boyd Gordon	36	4	6	10	12	4	0	0	0
*Mathieu Perreault	21	4	5	9	6	4	1	0	0
Scott Walker	42	5	3	8	32	-3	1	0	1
Washington	9	2	1	3	9	1	0	0	1
Tyler Sloan	40	2	4	6	22	-1	0	0	0
John Erskine	50	1	5	6	66	16	0	0	0
*John Carlson	22	1	5	6	8	11	0	0	0
Keith Aucoin	9	1	4	5	0	-2	0	0	0
Karl Alzner	21	0	5	5	8	-2	0	0	0
Quintin Laing	36	2	2	4	21	2	0	0	0
Alexandre Giroux	9	1	2	3	4	3	0	0	0
*Chris Bourque	21	0	3	3	10	-6	0	0	0
Washington	1	0	0	0	0	-2	0	0	0
*Jay Beagle	7	1	1	2	2	-1	0	0	0
*Kyle Wilson	2	0	2	2	0	1	0	0	0
Boyd Kane	3	0	0	0	2	-1	0	0	0
*Andrew Gordon	2	0	0	0	0	-2	0	0	0

Goaltender	GP	MIN	GA	SO	EN	GAA	W-L-OT
Jose Theodore	47	2,586	121	1	1	2.81	30-7-7
*Semyon Varlamov	26	1,527	65	2	0	2.55	15-4-6
*Michal Neuvirth	17	872	40	0	0	2.75	9-4-0

* Indicates rookie

Date	Opponent	Result		Record	Pts
10/1	@ Boston	W	4-1	1-0-0	2
10/3	Toronto	W	6-4	2-0-0	4
10/6	@ Philadelphia	OT	5-6*	2-0-1	5
10/8	NY Rangers	L	3-4	2-1-1	5
10/10	@ Detroit	L	2-3	2-2-1	5
10/12	New Jersey	OT	2-3**	2-2-2	6
10/15	San Jose	W	4-1	3-2-2	8
10/17	Nashville	W	3-2**	4-2-2	10
10/22	@ Atlanta	W	5-4	5-2-2	12
10/24	@ NY Islanders	W	3-2*	6-2-2	14
10/27	Philadelphia	W	4-2	7-2-2	16
10/29	@ Atlanta	W	4-3	8-2-2	18
10/30	NY Islanders	OT	3-4*	8-2-3	19
11/1	Columbus	OT	4-5*	8-2-4	20
11/4	@ New Jersey	L	2-3	8-3-4	20
11/6	@ Florida	W	4-1	9-3-4	22
11/7	Florida	W	7-4	10-3-4	24
11/11	NY Islanders	W	5-4**	11-3-4	26
11/13	Minnesota	W	3-1	12-3-4	28
11/14	@ New Jersey	L	2-5	12-4-4	28
11/17	@ NY Rangers	W	4-2	13-4-4	30
11/20	Montreal	L	2-3	13-5-4	30
11/21	@ Toronto	OT	1-2**	13-5-5	31
11/23	@ Ottawa	OT	3-4*	13-5-6	32
11/25	Buffalo	W	2-0	14-5-6	34
11/28	@ Montreal	W	4-3**	15-5-6	36
11/30	@ Carolina	W	3-2	16-5-6	38
12/3	Florida	W	6-2	17-5-6	40
12/5	@ Philadelphia	W	8-2	18-5-6	42
12/7	@ Tampa Bay	W	3-0	19-5-6	44
12/9	@ Buffalo	L	0-3	19-6-6	44
12/11	Carolina	W	4-3*	20-6-6	46
12/12	@ Toronto	L	3-6	20-7-6	46
12/15	@ Colorado	W	6-1	21-7-6	48
12/18	@ Vancouver	L	2-3	21-8-6	48
12/19	@ Edmonton	W	4-2	22-8-6	50
12/23	Buffalo	W	5-2	23-8-6	52
12/26	New Jersey	W	4-1	24-8-6	54
12/28	Carolina	L	3-6	24-9-6	54
12/30	@ San Jose	L	2-5	24-10-6	54
1/2	@ Los Angeles	L	1-2	24-11-6	54
1/5	Montreal	W	4-2	25-11-6	56
1/7	Ottawa	W	5-2	26-11-6	58
1/9	@ Atlanta	W	8-1	27-11-6	60
1/12	@ Tampa Bay	L	4-7	27-12-6	60
1/13	@ Florida	W	5-4**	28-12-6	62
1/15	Toronto	W	6-1	29-12-6	64
1/17	Philadelphia	W	5-3	30-12-6	66
1/19	Detroit	W	3-2	31-12-6	68
1/21	@ Pittsburgh	W	6-3	32-12-6	70
1/23	Phoenix	W	4-2	33-12-6	72
1/26	@ NY Islanders	W	7-2	34-12-6	74
1/27	Anaheim	W	5-1	35-12-6	76
1/29	Florida	W	4-1	36-12-6	78
1/31	Tampa Bay	W	3-2	37-12-6	80
2/2	@ Boston	W	4-1	38-12-6	82
2/4	@ NY Rangers	W	6-5	39-12-6	84
2/5	Atlanta	W	5-2	40-12-6	86
2/7	Pittsburgh	W	5-4*	41-12-6	88
2/10	@ Montreal	OT	5-6*	41-12-7	89
2/11	@ Ottawa	L	5-6	41-13-7	89
2/13	@ St. Louis	OT	3-4**	41-13-8	90
3/3	@ Buffalo	W	3-1	42-13-8	92
3/4	Tampa Bay	W	5-4	43-13-8	94
3/6	NY Rangers	W	2-0	44-13-8	96
3/8	Dallas	OT	3-4**	44-13-9	97
3/10	Carolina	W	4-3*	45-13-9	99
3/12	Tampa Bay	L	2-3	45-14-9	99
3/14	@ Chicago	W	4-3*	46-14-9	101
3/16	@ Florida	W	7-3	47-14-9	103
3/18	@ Carolina	OT	3-4*	47-14-10	104
3/20	@ Tampa Bay	W	3-1	48-14-10	106
3/24	Pittsburgh	W	4-3**	49-14-10	108
3/25	@ Carolina	OT	2-3**	49-14-11	109
3/28	Calgary	L	3-5	49-15-11	109
3/30	Ottawa	OT	4-5*	49-15-12	110
4/1	Atlanta	W	2-1	50-15-12	112
4/3	@ Columbus	W	3-2	51-15-12	114
4/5	Boston	W	3-2*	52-15-12	116
4/6	@ Pittsburgh	W	6-3	53-15-12	118
4/9	Atlanta	W	5-2	54-15-12	120
4/11	Boston	OT	3-4**	54-15-13	121

* Denotes overtime game ** Denotes shootout

2008-09

50-24-8, 108 points

	W	L	OT	PTS
Home	29	9	3	61
Away	21	15	5	47
1st Half	27	11	3	57
2nd Half	23	13	5	51
October	5	3	1	11
November	8	5	2	18
December	11	3	0	22
January	7	4	1	15
February	9	3	1	19
March	6	5	2	14
April	4	1	1	9

Head Coach
Bruce Boudreau

NICKLAS BACKSTROM

Player	GP	G	A	PTS	PIM	+/-	PP	SH	GW
Alex Ovechkin	79	56	54	110	72	8	19	1	10
Nicklas Backstrom	82	22	66	88	46	16	14	0	1
Alexander Semin	62	34	45	79	77	25	8	0	8
Mike Green	68	31	42	73	68	24	18	1	4
Brooks Laich	82	23	30	53	31	-1	9	1	3
Viktor Kozlov	67	13	28	41	16	-9	2	0	0
Tomas Fleischmann	73	19	18	37	20	-3	7	0	4
Sergei Fedorov	52	11	22	33	50	4	2	0	2
Michael Nylander	72	9	24	33	32	E	4	0	2
Eric Fehr	61	12	13	25	22	8	1	0	2
David Steckel	76	8	11	19	34	2	0	2	1
Boyd Gordon	63	5	9	14	16	-4	0	1	2
Milan Jurcina	79	3	11	14	68	1	0	0	1
Tom Poti	52	3	10	13	28	3	0	0	1
Shaone Morrisonn	72	3	10	13	77	4	0	0	1
Jeff Schultz	64	1	11	12	21	13	0	1	0
Matt Bradley	81	5	6	11	59	-1	0	0	1
Keith Aucoin	12	2	4	6	4	5	1	0	0
Chris Clark	32	1	5	6	32	-3	0	0	0
Tyler Sloan	26	1	4	5	14	4	0	0	0
*Karl Alzner	30	1	4	5	2	-1	0	0	0
Donald Brashear	63	1	3	4	121	-6	0	0	1
*Sami Lepisto	7	0	4	4	6	-3	0	0	0
John Erskine	52	0	4	4	63	1	0	0	0
Brian Pothier	9	1	2	3	4	E	0	0	1
Bryan Helmer	12	0	3	3	2	-1	0	0	0
Jose Theodore	57	0	3	3	6	E	0	0	0
*Sean Collins	15	1	1	2	12	1	0	0	0
Alexandre Giroux	12	1	1	2	10	4	0	0	1
*Chris Bourque	8	1	0	1	0	E	0	0	0
Brent Johnson	21	0	1	1	2	E	0	0	0
*Oskar Osala	2	0	0	0	0	-1	0	0	0
*Andrew Gordon	1	0	0	0	0	E	0	0	0
Graham Mink	2	0	0	0	0	E	0	0	0
*Michal Neuvirth	5	0	0	0	0	E	0	0	0
*Simeon Varlamov	6	0	0	0	0	E	0	0	0
Quintin Laing	1	0	0	0	0	1	0	0	0
Staffan Kronwall	3	0	0	0	0	-1	0	0	0
*Jay Beagle	3	0	0	0	2	-3	0	0	0

Goaltender	GP	MIN	GA	SO	EN	GAA	W-L-OT
Jose Theodore	57	3,287	157	2	4	2.87	32-17-5
Brent Johnson	21	1,131	53	0	2	2.81	12-6-2
*Semyon Varlamov	6	329	13	0	0	2.37	4-0-1
*Michal Neuvirth	5	220	11	0	0	3.00	2-1-0

* Indicates rookie

Date	Opponent	Result		Record	Pts
10/10	@ Atlanta	L	4-7	0-1-0	0
10/11	Chicago	W	4-2	1-1-0	2
10/13	Vancouver	W	5-1	2-1-0	4
10/16	@ Pittsburgh	W	4-3	3-1-0	6
10/18	New Jersey	OT	3-4**	3-1-1	7
10/21	@ Calgary	L	1-2	3-2-1	7
10/23	@ Phoenix	L	1-2	3-3-1	7
10/25	@ Dallas	W	6-5*	4-3-1	9
10/28	Nashville	W	4-3**	5-3-1	11
11/1	@ Buffalo	L	0-5	5-4-1	11
11/4	@ Ottawa	OT	1-2*	5-4-2	12
11/6	Carolina	W	3-2	6-4-2	14
11/8	NY Rangers	W	3-1	7-4-2	16
11/10	Tampa Bay	W	4-2	8-4-2	18
11/12	@ Carolina	W	5-1	9-4-2	20
11/14	New Jersey	W	3-1	10-4-2	22
11/15	@ New Jersey	OT	5-6**	10-4-3	23
11/19	@ Anaheim	W	6-4	11-4-3	25
11/20	@ Los Angeles	L	2-5	11-5-3	25
11/22	@ San Jose	L	2-7	11-6-3	25
11/24	@ Minnesota	L	3-4	11-7-3	25
11/26	Atlanta	W	5-3	12-7-3	27
11/28	Montreal	W	3-0	13-7-3	29
11/29	@ Columbus	L	0-3	13-8-3	29
12/2	Florida	L	3-5	13-9-3	29
12/4	NY Islanders	W	5-2	14-9-3	31
12/6	@ Toronto	W	2-1	15-9-3	33
12/7	@ Carolina	L	1-3	15-10-3	33
12/10	Boston	W	3-1	16-10-3	35
12/12	Ottawa	W	5-1	17-10-3	37
12/13	@ Montreal	W	2-1	18-10-3	39
12/16	@ NY Islanders	W	5-4*	19-10-3	41
12/18	St. Louis	W	4-2	20-10-3	43
12/20	@ Philadelphia	L	1-7	20-11-3	43
12/23	@ NY Rangers	W	5-4*	21-11-3	45
12/26	Buffalo	W	3-2	22-11-3	47
12/28	Toronto	W	4-1	23-11-3	49
12/30	@ Buffalo	W	4-2	24-11-3	51
1/1	Tampa Bay	W	7-4	25-11-3	53
1/3	NY Rangers	W	2-1	26-11-3	55
1/6	Philadelphia	W	2-1**	27-11-3	57
1/9	Columbus	L	0-3	27-12-3	57
1/10	@ Montreal	L	4-5	27-13-3	57
1/13	Edmonton	L	2-5	27-14-3	57
1/14	@ Pittsburgh	W	6-3	28-14-3	59
1/17	Boston	W	2-1	29-14-3	61
1/19	@ NY Islanders	W	2-1*	30-14-3	63
1/20	@ Ottawa	L	2-3	30-15-3	63
1/27	@ Boston	OT	2-3*	30-15-4	64
1/31	Detroit	W	4-2	31-15-4	66
2/1	Ottawa	W	7-4	32-15-4	68
2/3	@ New Jersey	W	5-2	33-15-4	70
2/5	Los Angeles	L	4-5	33-16-4	70
2/7	Florida	W	3-1	34-16-4	72
2/11	@ NY Rangers	OT	4-5**	34-16-5	73
2/14	@ Tampa Bay	W	5-1	35-16-5	75
2/15	@ Florida	W	4-2	36-16-5	77
2/18	Montreal	W	4-3**	37-16-5	79
2/20	Colorado	L	1-4	37-17-5	79
2/22	Pittsburgh	W	5-2	38-17-5	81
2/24	Philadelphia	L	2-4	38-18-5	81
2/26	Atlanta	W	4-3	39-18-5	83
2/28	@ Boston	W	4-3*	40-18-5	85
3/1	Florida	L	2-6	40-19-5	85
3/3	Carolina	L	2-5	40-20-5	85
3/5	Toronto	L	1-2	40-21-5	85
3/8	Pittsburgh	OT	3-4**	40-21-6	86
3/10	@ Nashville	W	2-1*	41-21-6	88
3/12	@ Philadelphia	W	2-1	42-21-6	90
3/14	Carolina	W	5-4**	43-21-6	92
3/16	@ Atlanta	L	1-5	43-22-6	92
3/17	@ Florida	W	3-0	44-22-6	94
3/19	@ Tampa Bay	W	5-2	45-22-6	96
3/21	@ Carolina	L	1-4	45-23-6	96
3/24	@ Toronto	OT	2-3**	45-23-7	97
3/27	Tampa Bay	W	5-3	46-23-7	99
4/1	NY Islanders	W	5-3	47-23-7	101
4/3	Buffalo	OT	4-5*	47-23-8	102
4/5	Atlanta	W	4-2	48-23-8	104
4/7	@ Atlanta	W	4-2	49-23-8	106
4/9	@ Tampa Bay	W	4-2	50-23-8	108
4/11	@ Florida	L	4-7	50-24-8	108

* Denotes overtime game ** Denotes shootout

2007-08

43-31-8, 94 points

	W	L	OT	PTS
Home	23	15	3	49
Away	20	16	5	45
1st Half	16	20	5	37
2nd Half	27	11	3	57
October	5	6	0	10
November	3	10	2	8
December	7	3	3	17
January	9	4	0	18
February	6	4	3	15
March	10	4	0	20
April	3	0	0	6

Head Coach

Glen Hanlon: 6-14-1

Bruce Boudreau (Nov. 22): 37-17-7

MIKE GREEN

Player	GP	G	A	PTS	PIM	+/-	PP	SH	GW
Alex Ovechkin	82	65	47	112	40	28	22	0	11
*Nicklas Backstrom	82	14	55	69	24	13	3	0	4
Mike Green	82	18	38	56	62	6	8	0	4
Viktor Kozlov	81	16	38	54	18	28	2	0	2
Alexander Semin	63	26	16	42	54	-18	10	0	2
Sergei Fedorov	68	11	30	41	38	-5	6	0	2
Washington	18	2	11	13	8	-2	1	0	1
Brooks Laich	82	21	16	37	35	-3	8	2	4
Michael Nylander	40	11	26	37	24	-19	5	0	1
Tomas Fleischmann	75	10	20	30	18	-7	1	0	1
Tom Poti	71	2	27	29	46	9	0	0	0
Matt Cooke	78	10	13	23	91	1	0	1	1
Washington	17	3	4	7	27	5	0	1	0
Matt Bradley	77	7	11	18	74	1	1	1	2
Jeff Schultz	72	5	13	18	28	12	0	0	0
Boyd Gordon	67	7	9	16	12	5	0	1	0
Brian Pothier	38	5	9	14	20	5	1	0	1
*David Steckel	67	5	7	12	34	1	0	0	1
Shaone Morrisonn	76	1	9	10	63	4	0	0	1
Chris Clark	18	5	4	9	43	E	1	0	1
John Erskine	51	2	7	9	96	1	0	0	1
Milan Jurcina	75	1	8	9	30	4	1	0	0
Donald Brashear	80	5	3	8	119	-7	0	0	0
Eric Fehr	23	1	5	6	6	4	0	0	0
Quintin Laing	39	1	5	6	10	4	0	0	1
Steve Eminger	20	0	2	2	8	-4	0	0	0
Cristobal Huet	52	0	2	2	0	E	0	0	0
Washington	13	0	1	1	0	E	0	0	0
Olie Kolzig	54	0	2	2	8	E	0	0	0
*Sami Lepisto	7	0	1	1	12	-1	0	0	0
Brent Johnson	19	0	0	0	0	E	0	0	0
*Chris Bourque	4	0	0	0	2	E	0	0	0

Goaltender	GP	MIN	GA	SO	EN	GAA	W-L-OT
Olie Kolzig	54	3,154	153	1	3	2.91	25-21-6
Cristobal Huet	52	3,049	118	4	5	2.32	32-14-6
Washington	13	771	21	2	1	1.63	11-2-0
Brent Johnson	19	1,032	46	0	3	2.67	7-8-2

* Indicates rookie

Date	Opponent	Result		Record	Pts
10/5	@ Atlanta	W	3-1	1-0-0	2
10/6	Carolina	W	2-0	2-0-0	4
10/8	@ NY Islanders	W	2-1	3-0-0	6
10/12	@ NY Rangers	L	1-3	3-1-0	6
10/13	@ Buffalo	L	3-7	3-2-0	6
10/18	NY Islanders	L	2-5	3-3-0	6
10/20	Pittsburgh	L	1-2	3-4-0	6
10/24	Tampa Bay	W	5-3	4-4-0	8
10/26	Vancouver	L	2-3	4-5-0	8
10/27	@ St. Louis	L	3-4	4-6-0	8
10/29	@ Toronto	W	7-1	5-6-0	10
11/1	@ NY Rangers	L	0-2	5-7-0	10
11/2	Philadelphia	L	2-3	5-8-0	10
11/5	@ Carolina	L	0-5	5-9-0	10
11/6	@ Atlanta	OT	1-2*	5-9-1	11
11/8	@ Ottawa	W	4-1	6-9-1	13
11/10	Tampa Bay	L	2-5	6-10-1	13
11/15	@ Florida	L	1-2	6-11-1	13
11/16	@ Tampa Bay	L	2-5	6-12-1	13
11/19	Florida	L	3-4	6-13-1	13
11/21	Atlanta	L	1-5	6-14-1	13
11/23	@ Philadelphia	W	4-3*	7-14-1	15
11/24	Carolina	W	5-2	8-14-1	17
11/26	Buffalo	L	1-3	8-15-1	17
11/28	Florida	OT	1-2**	8-15-2	18
11/30	@ Carolina	L	3-4	8-16-2	18
12/1	@ Florida	W	2-1	9-16-2	20
12/7	@ New Jersey	L	2-3	9-17-2	20
12/8	Atlanta	W	6-3	10-17-2	22
12/10	New Jersey	W	3-2	11-17-2	24
12/12	NY Rangers	W	5-4*	12-17-2	26
12/14	Buffalo	L	3-5	12-18-2	26
12/15	@ Tampa Bay	W	3-2	13-18-2	28
12/17	@ Detroit	OT	3-4**	13-18-3	29
12/20	Montreal	L	2-5	13-19-3	29
12/22	@ NY Islanders	OT	2-3*	13-19-4	30
12/26	Tampa Bay	W	3-2	14-19-4	32
12/27	@ Pittsburgh	OT	3-4*	14-19-5	33
12/29	@ Ottawa	W	8-6	15-19-5	35
1/1	Ottawa	W	6-3	16-19-5	37
1/3	@ Boston	L	0-2	16-20-5	37
1/5	@ Montreal	W	5-4*	17-20-5	39
1/9	Colorado	W	2-1	18-20-5	41
1/13	Philadelphia	L	4-6	18-21-5	41
1/15	Ottawa	W	4-2	19-21-5	43
1/17	Edmonton	W	5-4**	20-21-5	45
1/19	Florida	W	5-3	21-21-5	47
1/21	@ Pittsburgh	W	6-5**	22-21-5	49
1/23	@ Toronto	L	2-3	22-22-5	49
1/24	Toronto	W	2-1	23-22-5	51
1/29	@ Montreal	L	0-4	23-23-5	51
1/31	Montreal	W	5-4*	24-23-5	53
2/2	Atlanta	L	0-2	24-24-5	53
2/5	@ Columbus	W	4-3*	25-24-5	55
2/6	@ Philadelphia	W	4-3	26-24-5	57
2/8	Carolina	L	1-2	26-25-5	57
2/10	NY Rangers	W	3-2*	27-25-5	59
2/13	@ Atlanta	OT	2-3**	27-25-6	60
2/15	@ Florida	L	2-4	27-26-6	60
2/16	@ Tampa Bay	W	3-2	28-26-6	62
2/20	NY Islanders	OT	2-3**	28-26-7	63
2/23	@ Carolina	L	3-6	28-27-7	63
2/24	New Jersey	OT	1-2*	28-27-8	64
2/26	Minnesota	W	4-1	29-27-8	66
2/29	@ New Jersey	W	4-0	30-27-8	68
3/1	Toronto	L	2-3	30-28-8	68
3/3	Boston	W	10-2	31-28-8	70
3/5	@ Buffalo	W	3-1	32-28-8	72
3/8	@ Boston	L	1-2	32-29-8	72
3/9	Pittsburgh	L	2-4	32-30-8	72
3/12	Calgary	W	3-2	33-30-8	74
3/14	Atlanta	W	4-1	34-30-8	76
3/16	Boston	W	2-1**	35-30-8	78
3/18	@ Nashville	W	4-2	36-30-8	80
3/19	@ Chicago	L	0-5	36-31-8	80
3/21	@ Atlanta	W	5-3	37-31-8	82
3/25	@ Carolina	W	3-2**	38-31-8	84
3/27	@ Tampa Bay	W	4-3*	39-31-8	86
3/29	@ Florida	W	3-0	40-31-8	88
4/1	Carolina	W	4-1	41-31-8	90
4/3	Tampa Bay	W	4-1	42-31-8	92
4/5	Florida	W	3-1	43-31-8	94

* Denotes overtime game ** Denotes shootout

2006-07

28-40-14, 70 points

	W	L	OT	PTS
Home	17	17	7	41
Away	11	23	7	29
1st Half	17	17	7	41
2nd Half	11	23	7	29
October	4	3	4	12
November	6	6	2	14
December	6	7	1	13
January	5	7	0	10
February	3	6	4	10
March	2	10	3	7
April	2	1	0	4

Head Coach
Glen Hanlon

CHRIS CLARK

Player	GP	G	A	PTS	PIM	+/-	PP	SH	GW
Alex Ovechkin	82	46	46	92	52	-19	16	0	8
Alexander Semin	77	38	35	73	90	-7	17	0	6
Chris Clark	74	30	24	54	66	-10	9	4	2
Matt Pettinger	64	16	16	32	22	-13	4	3	2
Boyd Gordon	71	7	22	29	14	10	0	2	0
Brian Pothier	72	3	25	28	44	-11	2	0	0
Kris Beech	64	8	18	26	46	-11	3	0	0
Ben Clymer	66	7	13	20	44	-17	0	0	0
*Jiri Novotny	68	6	13	19	28	-4	0	0	0
Washington	18	0	6	6	2	-2	0	0	0
Brooks Laich	73	8	10	18	29	-2	2	3	0
Brian Sutherby	69	7	10	17	78	-9	1	0	0
Steve Eminger	68	1	16	17	63	-14	0	0	0
Matt Bradley	57	4	9	13	47	-5	0	0	0
Donald Brashear	77	4	9	13	156	1	0	0	0
Shaone Morrisonn	78	3	10	13	106	3	0	0	0
Milan Jurcina	70	4	8	12	44	E	0	0	1
Washington	30	2	7	9	24	5	0	0	0
*Mike Green	70	2	10	12	36	-10	0	0	0
*Jakub Klepis	41	3	7	10	28	-2	0	0	0
*Tomas Fleischmann	29	4	4	8	8	-6	1	0	1
Bryan Muir	26	3	4	7	42	3	0	0	1
John Erskine	29	1	6	7	69	-13	0	0	0
*Alexandre Giroux	9	2	2	4	2	-4	0	0	0
*Eric Fehr	14	2	1	3	8	3	0	0	1
Olie Kolzig	54	0	3	3	10	E	0	0	0
*Jeff Schultz	38	0	3	3	16	5	0	0	0
Brent Johnson	30	0	1	1	4	E	0	0	0
*David Steckel	5	0	0	0	2	-2	0	0	0
Frederic Cassivi	4	0	0	0	0	E	0	0	0
*Jamie Hunt	1	0	0	0	0	-1	0	0	0

Goaltender	GP	MIN	GA	SO	EN	GAA	W-L-OT
Olie Kolzig	54	3,184	159	1	7	3.00	22-24-6
Brent Johnson	30	1,644	99	0	4	3.61	6-15-7
Frederic Cassivi	4	139	6	0	0	2.59	0-1-1

* Indicates rookie

Date	Opponent	Result		Record	Pts
10/5	@ NY Rangers	L	2-5	0-1-0	0
10/7	Carolina	W	5-2	1-1-0	2
10/12	@ Minnesota	OT	2-3**	1-1-1	3
10/14	Atlanta	OT	3-4*	1-1-2	4
10/18	Florida	W	5-2	2-1-2	6
10/19	@ Atlanta	OT	3-4**	2-1-3	7
10/21	Tampa Bay	L	4-6	2-2-3	7
10/25	@ Colorado	W	5-3	3-2-3	9
10/27	@ Vancouver	OT	2-3**	3-2-4	10
10/28	@ Edmonton	L	0-4	3-3-4	10
10/30	@ Calgary	W	4-2	4-3-4	12
11/3	Atlanta	L	3-4	4-4-4	12
11/4	@ Philadelphia	W	5-3	5-4-4	14
11/6	Ottawa	W	4-3*	6-4-4	16
11/9	@ Carolina	L	0-5	6-5-4	16
11/11	NY Rangers	W	3-1	7-5-4	18
11/13	@ Florida	W	4-1	8-5-4	20
11/15	Boston	OT	2-3**	8-5-5	21
11/17	Carolina	L	1-4	8-6-5	21
11/18	@ Boston	OT	2-3*	8-6-6	22
11/22	Atlanta	L	2-4	8-7-6	22
11/24	Toronto	L	1-7	8-8-6	22
11/25	@ NY Islanders	L	1-4	8-9-6	22
11/28	@ Tampa Bay	W	5-2	9-9-6	24
11/30	Dallas	W	4-3	10-9-6	26
12/2	Buffalo	W	7-4	11-9-6	28
12/6	Ottawa	W	6-2	12-9-6	30
12/8	Anaheim	L	1-6	12-10-6	30
12/9	@ Philadelphia	W	5-3	13-10-6	32
12/11	Pittsburgh	OT	4-5**	13-10-7	33
12/15	@ Atlanta	W	3-2*	14-10-7	35
12/16	Philadelphia	W	4-1	15-10-7	37
12/19	Tampa Bay	L	4-5	15-11-7	37
12/22	New Jersey	L	1-4	15-12-7	37
12/23	@ Toronto	W	3-2	16-12-7	39
12/26	@ Buffalo	L	3-6	16-13-7	39
12/27	Montreal	L	1-4	16-14-7	39
12/29	@ New Jersey	L	3-4	16-15-7	39
12/30	@ NY Rangers	L	1-4	16-16-7	39
1/1	Phoenix	L	2-3	16-17-7	39
1/4	Montreal	W	5-1	17-17-7	41
1/6	Atlanta	W	3-2*	18-17-7	43
1/9	Philadelphia	W	6-2	19-17-7	45
1/11	@ Tampa Bay	L	4-5	19-18-7	45
1/13	@ Florida	L	3-7	19-19-7	45
1/16	@ Ottawa	L	2-5	19-20-7	45
1/18	@ Carolina	W	5-2	20-20-7	47
1/20	Florida	L	1-4	20-21-7	47
1/26	@ Carolina	L	2-6	20-22-7	47
1/27	Carolina	W	7-3	21-22-7	49
1/30	@ Ottawa	L	2-3	21-23-7	49
2/1	@ Florida	L	3-6	21-24-7	49
2/3	@ Pittsburgh	L	0-2	21-25-7	49
2/4	NY Islanders	W	2-1**	22-25-7	51
2/6	Boston	OT	2-3**	22-25-8	52
2/8	Los Angeles	W	4-3*	23-25-8	54
2/10	NY Rangers	L	2-5	23-26-8	54
2/15	@ Tampa Bay	OT	2-3**	23-26-9	55
2/18	@ Pittsburgh	L	2-3	23-27-9	55
2/20	@ Montreal	L	3-5	23-28-9	55
2/21	San Jose	OT	2-3**	23-28-10	56
2/24	@ New Jersey	W	4-2	24-28-10	58
2/25	New Jersey	L	2-3	24-29-10	58
2/27	Florida	OT	5-6**	24-29-11	59
3/1	Tampa Bay	OT	4-5**	24-29-12	60
3/3	NY Islanders	L	2-5	24-30-12	60
3/6	@ Toronto	L	0-3	24-31-12	60
3/9	Carolina	L	0-3	24-32-12	60
3/10	@ NY Islanders	L	2-5	24-33-12	60
3/12	@ Atlanta	L	2-4	24-34-12	60
3/15	@ Boston	OT	3-4**	24-34-13	61
3/16	Toronto	W	5-1	25-34-13	63
3/18	Tampa Bay	W	7-1	26-34-13	65
3/21	@ Buffalo	L	2-5	26-35-13	65
3/22	@ Carolina	L	3-4	26-36-13	65
3/24	@ Montreal	L	1-4	26-37-13	65
3/27	Pittsburgh	L	3-4	26-38-13	65
3/30	@ Florida	OT	2-3*	26-38-14	66
3/31	@ Tampa Bay	L	2-5	26-39-14	66
4/3	Florida	W	1-0	27-39-14	68
4/4	@ Atlanta	W	3-2	28-39-14	70
4/7	Buffalo	L	0-2	28-40-14	70

* Denotes overtime game ** Denotes shootout

2005-06

29-41-12, 70 points

	W	L	OT	PTS
Home	16	18	7	39
Away	13	23	5	31
1st Half	13	23	5	31
2nd Half	16	18	7	39
October	4	7	0	8
November	4	7	2	10
December	5	6	1	11
January	5	8	2	12
February	2	4	0	4
March	4	6	5	13
April	5	3	2	12

Head Coach
Glen Hanlon

ALEX OVECHKIN

Player	GP	G	A	PTS	PIM	+/-	PP	SH	GW
*Alex Ovechkin	81	52	54	106	52	2	21	3	5
Dainius Zubrus	71	23	34	57	84	3	13	0	5
Jeff Halpern	70	11	33	44	79	-8	6	0	1
Brian Willsie	82	19	22	41	77	-19	8	1	2
Chris Clark	78	20	19	39	110	9	1	3	0
Matt Pettinger	71	20	18	38	39	-2	4	5	2
Ben Clymer	77	16	17	33	72	-7	3	0	3
Brian Sutherby	76	14	16	30	73	-17	0	2	0
Jamie Heward	71	7	21	28	54	-5	4	0	2
Bryan Muir	72	8	18	26	72	-9	4	0	0
*Brooks Laich	73	7	14	21	26	-9	1	0	1
Matt Bradley	74	7	12	19	72	-8	0	0	1
Steve Eminger	66	5	13	18	81	-12	1	0	0
Shaone Morrisonn	80	1	13	14	91	7	0	0	0
Mathieu Biron	52	4	9	13	50	-11	3	0	0
Andrew Cassels	31	4	8	12	14	-3	2	0	0
Ivan Majesky	57	1	8	9	66	-2	0	1	0
Rico Fata	47	3	4	7	22	-4	1	0	0
Washington	21	3	3	6	8	3	1	0	0
*Nolan Yonkman	38	0	7	7	86	1	0	0	0
Petr Sykora	10	2	2	4	6	E	0	0	0
*Jakub Klepis	25	1	3	4	8	-11	0	0	0
Kris Beech	10	1	2	3	4	1	0	0	0
Washington	5	0	0	0	4	E	0	0	0
*Mike Green	22	1	2	3	18	-8	0	0	0
Olie Kolzig	59	0	3	3	14	E	0	0	0
*Tomas Fleischmann	14	0	2	2	0	-7	0	0	0
Boyd Kane	5	0	1	1	2	1	0	0	0
Boyd Gordon	25	0	1	1	4	-4	0	0	0
Frederic Cassivi	1	0	0	0	0	E	0	0	0
*Jonas Johansson	1	0	0	0	2	E	0	0	0
*Joey Tenute	1	0	0	0	0	E	0	0	0
Doug Doull	2	0	0	0	19	-1	0	0	0
*Louis Robitaille	2	0	0	0	5	-1	0	0	0
Graham Mink	3	0	0	0	0	E	0	0	0
*David Steckel	7	0	0	0	0	1	0	0	0
Colin Forbes	9	0	0	0	2	-2	0	0	0
*Eric Fehr	11	0	0	0	2	E	0	0	0
Brent Johnson	26	0	0	0	14	E	0	0	0

Goaltender	GP	MIN	GA	SO	EN	GAA	W-L-OT
Olie Kolzig	59	3,506	206	0	8	3.53	20-28-11
Brent Johnson	26	1,413	81	1	1	3.44	9-12-1
Frederic Cassivi	1	59	4	0	0	4.07	0-1-0

* Indicates rookie

Date	Opponent	Result		Record	Pts
10/5	Columbus	W	3-2	1-0-0	2
10/7	Atlanta	L	3-7	1-1-0	2
10/8	@ Atlanta	L	1-8	1-2-0	2
10/10	NY Rangers	W	3-2	2-2-0	4
10/12	@ Carolina	L	2-7	2-3-0	4
10/13	NY Islanders	L	3-5	2-4-0	4
10/16	Tampa Bay	W	3-2**	3-4-0	6
10/20	@ Florida	L	2-3	3-5-0	6
10/22	Carolina	L	0-4	3-6-0	6
10/26 #	@ Buffalo	W	3-2	4-6-0	8
10/28	@ Tampa Bay	L	2-4	4-7-0	8
11/3	@ Philadelphia	L	1-8	4-8-0	8
11/4	Atlanta	W	3-2**	5-8-0	10
11/6	Toronto	W	5-4	6-8-0	12
11/8	@ Toronto	L	4-6	6-9-0	12
11/11	New Jersey	L	3-4	6-10-0	12
11/12	@ New Jersey	L	2-3	6-11-0	12
11/15	Tampa Bay	W	4-3**	7-11-0	14
11/17	@ Buffalo	L	5-8	7-12-0	14
11/19	@ Montreal	W	5-1	8-12-0	16
11/22	@ Pittsburgh	L	4-5	8-13-0	16
11/23	Tampa Bay	OT	3-4**	8-13-1	17
11/26	@ NY Rangers	OT	2-3**	8-13-2	18
11/27	Buffalo	L	2-3	8-14-2	18
12/1 •	@ Florida	L	2-3	8-15-2	18
12/3	NY Rangers	W	5-1	9-15-2	20
12/7	Nashville	L	2-5	9-16-2	20
12/9	Detroit	L	3-4	9-17-2	20
12/14	@ Los Angeles	W	3-2	10-17-2	22
12/16	@ San Jose	L	1-4	10-18-2	22
12/18	Florida	L	2-3	10-19-2	22
12/22	@ Atlanta	W	6-5**	11-19-2	24
12/23	Montreal	W	4-2	12-19-2	26
12/27	Boston	OT	3-4*	12-19-3	27
12/28	@ New Jersey	L	2-7	12-20-3	27
12/31	Philadelphia	W	4-3**	13-20-3	29
1/1	Atlanta	L	2-5	13-21-3	29
1/4	Ottawa	L	1-3	13-22-3	29
1/6	Philadelphia	L	1-3	13-23-3	29
1/8	Florida	OT	3-4**	13-23-4	30
1/10	Chicago	OT	3-4*	13-23-5	31
1/12	@ Dallas	L	1-4	13-24-5	31
1/13	@ Anaheim	W	3-2*	14-24-5	33
1/16	@ Phoenix	W	6-1	15-24-5	35
1/19	St. Louis	W	5-4**	16-24-5	37
1/21	Carolina	W	5-2	17-24-5	39
1/23	Boston	L	2-3	17-25-5	39
1/25	@ Pittsburgh	L	1-8	17-26-5	39
1/26	@ Boston	L	2-3	17-27-5	39
1/29	Tampa Bay	W	2-1	18-27-5	41
1/31	@ NY Islanders	L	3-5	18-28-5	41
2/3	Toronto	W	4-1	19-28-5	43
2/4	@ Tampa Bay	L	0-5	19-29-5	43
2/7	Florida	L	0-5	19-30-5	43
2/10	@ Philadelphia	L	4-5	19-31-5	43
2/11	Pittsburgh	L	3-6	19-32-5	43
2/28	@ Toronto	W	5-3	20-32-5	45
3/2	@ Ottawa	L	1-7	20-33-5	45
3/4	@ Atlanta	OT	2-3*	20-33-6	46
3/6	NY Islanders	W	5-2	21-33-6	48
3/8	Pittsburgh	W	6-3	22-33-6	50
3/10	New Jersey	OT	3-4**	22-33-7	51
3/12	Ottawa	L	2-5	22-34-7	51
3/14	Buffalo	L	4-6	22-35-7	51
3/16	@ NY Rangers	L	4-5	22-36-7	51
3/18	Florida	OT	3-4**	22-36-8	52
3/20	Montreal	L	2-4	22-37-8	52
3/22	@ Florida	L	2-3	22-38-8	52
3/23	@ Tampa Bay	OT	3-4*	22-38-9	53
3/25	@ Carolina	W	3-1	23-38-9	55
3/29	@ Carolina	W	5-1	24-38-9	57
3/30	@ Montreal	OT	2-3*	24-38-10	58
4/1	@ Ottawa	W	1-0	25-38-10	60
4/3	@ Carolina	OT	5-6*	25-38-11	61
4/5	Carolina	OT	3-4**	25-38-12	62
4/7	Carolina	L	3-4	25-39-12	62
4/8	@ NY Islanders	L	0-5	25-40-12	62
4/10	@ Boston	W	2-1*	26-40-12	64
4/13	@ Atlanta	L	3-5	26-41-12	64
4/15	@ Florida	W	2-1**	27-41-12	66
4/17	Atlanta	W	6-4	28-41-12	68
4/18	@ Tampa Bay	W	4-1	29-41-12	70

Rochester, N.Y.
• Postponed from Oct. 29 due to hurricane
* Denotes overtime game
** Denotes shootout

2003-04

23-46-10-3, 59 points

	W	L	T	OTL	PTS
Home	13	20	6	2	34
Away	10	26	4	1	25
1st Half	11	25	4	1	27
2nd Half	12	21	6	2	32
October	2	7	1	0	5
November	5	8	0	1	11
December	4	8	2	0	10
January	5	7	2	1	13
February	4	5	3	0	11
March	3	10	1	0	7
April	0	1	1	1	2

Head Coach
Bruce Cassidy: 8-18-1-1
Glen Hanlon (Dec. 10): 15-28-9-2

JEFF HALPERN

Player	GP	G	A	PTS	PIM	+/-	PP	SH	GW
Jeff Halpern	79	19	27	46	56	-21	7	0	2
Kip Miller	66	9	22	31	8	-10	6	0	2
Dainius Zubrus	54	12	15	27	38	-16	6	1	2
*Alexander Semin	52	10	12	22	36	-2	4	0	2
Brian Willsie	49	10	5	15	18	-7	1	1	1
*Josef Boumedienne	37	2	12	14	30	-10	0	0	0
Matt Pettinger	71	7	5	12	37	-9	1	0	1
Joel Kwiatkowski	80	6	6	12	89	-28	2	0	0
Brendan Witt	72	2	10	12	23	-22	0	0	0
Trent Whitfield	44	6	5	11	14	-2	0	1	2
Bates Battaglia	70	4	7	11	42	-24	0	0	1
Washington	66	4	6	10	38	-23	0	0	1
Craig Johnson	64	2	9	11	28	-10	0	0	0
Washington	15	0	6	6	8	-6	0	0	0
Jason Doig	65	2	9	11	105	-12	0	0	0
*Shaone Morrisonn	33	1	7	8	10	10	0	0	0
Washington	3	0	0	0	0	E	0	0	0
*Boyd Gordon	41	1	5	6	8	-9	0	0	0
Rick Berry	65	0	6	6	108	-5	0	0	0
Stephen Peat	64	5	0	5	90	-10	0	0	0
J-Luc Grand-Pierre	56	3	2	5	52	-12	0	1	0
Washington	13	1	0	1	14	-2	0	0	0
Todd Rohloff	59	0	5	5	26	-17	0	0	0
Washington	35	0	3	3	18	-5	0	0	0
*Steve Eminger	41	0	4	4	45	-11	0	0	0
Brian Sutherby	30	2	0	2	28	-5	0	0	0
Ivan Ciernik	7	1	1	2	0	1	0	0	0
Brad Norton	36	0	2	2	94	-5	0	0	0
Washington	16	0	1	1	17	-4	0	0	0
Darcy Verot	37	0	2	2	35	-6	0	0	0
John Gruden	11	1	0	1	6	-1	0	0	1
*Owen Fussey	4	0	1	1	0	-1	0	0	0
*Brooks Laich	5	0	1	1	2	-1	0	0	0
Washington	4	0	1	1	0	-1	0	0	0
Dwayne Zinger	7	0	1	1	9	2	0	0	0
*Roman Tvrdon	9	0	1	1	2	-3	0	0	0
*Nolan Yonkman	1	0	0	0	0	E	0	0	0
Mel Angelstad	2	0	0	0	2	E	0	0	0
Colin Forbes	2	0	0	0	0	E	0	0	0
*Andrej Podkonicky	2	0	0	0	0	-1	0	0	0
J-F Fortin	2	0	0	0	0	E	0	0	0
*Graham Mink	2	0	0	0	2	-1	0	0	0
*Jakub Cutta	3	0	0	0	0	-1	0	0	0
*Garret Stroshein	3	0	0	0	14	-1	0	0	0
*Chris Hajt	5	0	0	0	2	E	0	0	0

Goaltender	GP	MIN	GA	SO	EN	GAA	W-L-T
Olie Kolzig	63	3,738	180	2	7	2.89	19-35-9
*Matt Yeats	5	258	13	0	0	3.02	1-3-0
*Maxime Ouellet	6	365	19	1	0	3.12	2-3-1
*Rastislav Stana	6	211	11	0	0	3.13	1-2-0
Sebastien Charpentier	7	369	21	0	2	3.41	0-6-0

* Indicates rookie

Date	Opponent	Result		Record	Pts
10/9	NY Islanders	W	6-1	1-0-0-0	2
10/11	Atlanta	L	3-4	1-1-0-0	2
10/13	@ Toronto	T	2-2*	1-1-1-0	3
10/14	@ Montreal	L	1-5	1-2-1-0	3
10/17	@ Dallas	L	2-4	1-3-1-0	3
10/18	@ St. Louis	L	1-4	1-4-1-0	3
10/23	@ Ottawa	L	1-5	1-5-1-0	3
10/25	@ Toronto	L	1-4	1-6-1-0	3
10/29	Anaheim	L	2-4	1-7-1-0	3
10/31	Atlanta	W	2-1	2-7-1-0	5
11/1	@ Minnesota	L	1-2	2-8-1-0	5
11/4	@ Tampa Bay	W	5-1	3-8-1-0	7
11/6	@ Philadelphia	L	2-4	3-9-1-0	7
11/8	San Jose	L	2-3	3-10-1-0	7
11/10	Los Angeles	L	2-3	3-11-1-0	7
11/12	Carolina	W	7-1	4-11-1-0	9
11/14	Tampa Bay	L	2-5	4-12-1-0	9
11/15	@ Carolina	W	2-1	5-12-1-0	11
11/20	@ Boston	L	2-3	5-13-1-0	11
11/22	Florida	OTL	2-3*	5-13-1-1	12
11/24	@ Detroit	W	4-1	6-13-1-1	14
11/26	@ Buffalo	L	2-5	6-14-1-1	14
11/28	Montreal	L	3-5	6-15-1-1	14
11/29	@ Columbus	W	5-3	7-15-1-1	16
12/2	@ NY Islanders	W	4-1	8-15-1-1	18
12/4	@ New Jersey	L	0-3	8-16-1-1	18
12/6	@ Los Angeles	L	3-7	8-17-1-1	18
12/8	@ Colorado	L	1-4	8-18-1-1	18
12/11	Boston	W	6-5	9-18-1-1	20
12/13	Detroit	L	1-5	9-19-1-1	20
12/16	@ Atlanta	W	5-0	10-19-1-1	22
12/17	@ Florida	T	2-2*	10-19-2-1	23
12/19	Toronto	T	2-2*	10-19-3-1	24
12/21	NY Islanders	L	4-5	10-20-3-1	24
12/23	Montreal	W	3-2	11-20-3-1	26
12/27	Buffalo	L	1-3	11-21-3-1	26
12/29	Boston	L	1-3	11-22-3-1	26
12/31	@ Buffalo	L	1-7	11-23-3-1	26
1/1	New Jersey	T	2-2*	11-23-4-1	27
1/3	@ Ottawa	L	2-5	11-24-4-1	27
1/4	@ Montreal	L	1-4	11-25-4-1	27
1/7	Phoenix	L	0-3	11-26-4-1	27
1/9	Carolina	W	4-1	12-26-4-1	29
1/11	Edmonton	W	1-0	13-26-4-1	31
1/14	Calgary	T	3-3*	13-26-5-1	32
1/17	@ New Jersey	OTL	1-2*	13-26-5-2	33
1/18	Pittsburgh	W	4-3	14-26-5-2	35
1/21	Toronto	L	2-3	14-27-5-2	35
1/23	@ Florida	L	1-4	14-28-5-2	35
1/25	Philadelphia	L	1-4	14-29-5-2	35
1/28	@ NY Rangers	W	2-1	15-29-5-2	37
1/29	@ Carolina	W	5-3	16-29-5-2	39
1/31	Vancouver	L	1-6	16-30-5-2	39
2/3	Tampa Bay	W	2-1	17-30-5-2	41
2/4	@ Philadelphia	L	1-5	17-31-5-2	41
2/12	@ Carolina	T	3-3*	17-31-6-2	42
2/13	@ Nashville	L	2-5	17-32-6-2	42
2/15	@ Chicago	W	4-0	18-32-6-2	44
2/17	Ottawa	T	1-1*	18-32-7-2	45
2/19	New Jersey	W	3-1	19-32-7-2	47
2/21	Florida	T	2-2*	19-32-8-2	48
2/23	Tampa Bay	L	3-6	19-33-8-2	48
2/25	Carolina	L	1-2	19-34-8-2	48
2/27	@ Florida	W	4-1	20-34-8-2	50
2/28	@ Tampa Bay	L	2-4	20-35-8-2	50
3/2	Florida	L	0-1	20-36-8-2	50
3/5	@ NY Rangers	L	2-3	20-37-8-2	50
3/6	Philadelphia	W	2-1	21-37-8-2	52
3/8	Ottawa	L	1-4	21-38-8-2	52
3/10	Buffalo	L	0-6	21-39-8-2	52
3/12	Chicago	L	3-4	21-40-8-2	52
3/13	@ Atlanta	L	2-5	21-41-8-2	52
3/16	@ Pittsburgh	L	1-4	21-42-8-2	52
3/18	NY Rangers	W	4-3*	22-42-8-2	54
3/20	Atlanta	T	2-2*	22-42-9-2	55
3/23	@ NY Islanders	L	0-3	22-43-9-2	55
3/24	@ Atlanta	L	2-3	22-44-9-2	55
3/27	@ Tampa Bay	L	1-4	22-45-9-2	55
3/30	Pittsburgh	W	4-2	23-45-9-2	57
4/1	@ Boston	T	3-3*	23-45-10-2	58
4/3	NY Rangers	OTL	2-3*	23-45-10-3	59
4/4	@ Pittsburgh	L	3-4	23-46-10-3	59

* Denotes overtime game

2002-03

39-29-8-6, 92 points

	W	L	T	OTL	PTS
Home	24	13	2	2	52
Away	15	16	6	4	40
1st Half	18	16	5	2	43
2nd Half	21	13	3	4	49
October	4	5	1	0	9
November	6	7	1	0	13
December	8	4	1	1	18
January	6	3	4	2	18
February	6	6	0	0	12
March	7	3	1	3	18
April	2	1	0	0	4

Head Coach
Bruce Cassidy

OLIE KOLZIG

Player	GP	G	A	PTS	PIM	+/-	PP	SH	GW
Jaromir Jagr	75	36	41	77	38	5	13	2	9
Robert Lang	82	22	47	69	22	12	10	0	2
Sergei Gonchar	82	18	49	67	52	13	7	0	2
Michael Nylander	80	17	43	60	40	3	7	0	2
Washington	71	17	39	56	36	3	7	0	2
Peter Bondra	76	30	26	56	52	-3	9	2	4
Kip Miller	72	12	38	50	18	-1	3	0	4
Sergei Berezin	75	23	17	40	12	7	5	0	2
Washington	9	5	4	9	4	10	0	0	2
Dainus Zubrus	63	13	22	35	43	15	2	0	0
Jeff Halpern	82	13	21	34	88	6	1	2	2
Mike Grier	82	15	17	32	36	-14	2	2	2
Steve Konowalchuk	77	15	15	30	71	3	2	0	3
Ivan Ciernik	47	8	10	18	24	6	0	0	2
Ken Klee	70	1	16	17	89	22	0	0	0
Calle Johansson	82	3	12	15	22	9	1	0	0
Brendan Witt	69	2	9	11	106	12	0	0	0
*Brian Sutherby	72	2	9	11	93	7	0	0	0
Jason Doig	55	3	5	8	108	-3	0	0	1
Glen Metropolit	23	2	3	5	6	4	0	0	1
Andreas Salomonsson	32	1	4	5	14	-1	0	0	0
Josh Green	45	1	4	5	21	-3	0	0	0
Washington	21	1	2	3	7	1	0	0	0
*Joel Kwiatkowski	54	0	5	5	18	3	0	0	0
Washington	34	0	3	3	12	1	0	0	0
Rick Berry	43	2	1	3	87	-3	0	0	1
Trent Whitfield	14	1	1	2	6	1	0	0	1
Steve Eminger	17	0	2	2	24	-3	0	0	0
*Josef Boumedienne	6	1	0	1	0	-1	0	0	1
Stephen Peat	27	1	0	1	57	-3	0	0	0
Sylvain Cote	1	0	0	0	4	E	0	0	0
Colin Forbes	5	0	0	0	0	-2	0	0	0
*Alex Henry	41	0	0	0	80	-5	0	0	0
Washington	38	0	0	0	80	-4	0	0	0
Mike Farrell	4	0	0	0	2	1	0	0	0
Matt Pettinger	1	0	0	0	0	E	0	0	0

Goaltender	GP	MIN	GA	SO	EN	GAA	W-L-T
Olie Kolzig	66	3894	156	4	5	2.40	33-25-6
*Sebastien Charpentier	17	859	40	0	2	2.79	5-7-1
Craig Billington	5	217	17	0	0	4.70	1-3-1

* Indicates rookie

Date	Opponent	Result		Record	Pts
10/11	Nashville	W	5-4	1-0-0-0	2
10/12	@ NY Islanders	W	2-1	2-0-0-0	4
10/17	@ Carolina	W	2-1	3-0-0-0	6
10/19	@ Philadelphia	L	1-3	3-1-0-0	6
10/20	@ Dallas	L	2-5	3-2-0-0	6
10/23	@ NY Rangers	W	2-1	4-2-0-0	8
10/25	@ Tampa Bay	L	2-3	4-3-0-0	8
10/26	@ Florida	T	1-1*	4-3-1-0	9
10/28	@ Pittsburgh	L	2-3	4-4-1-0	9
10/30	Boston	L	2-7	4-5-1-0	9
11/1	Tampa Bay	W	3-2	5-5-1-0	11
11/2	@ Philadelphia	L	1-2	5-6-1-0	11
11/5	@ Columbus	W	4-3*	6-6-1-0	13
11/7	Florida	W	2-1*	7-6-1-0	15
11/9	Philadelphia	W	4-1	8-6-1-0	17
11/13	Dallas	L	1-6	8-7-1-0	17
11/15	@ Chicago	T	2-2*	8-7-2-0	18
11/16	@ Minnesota	L	0-1	8-8-2-0	18
11/19	San Jose	L	2-3	8-9-2-0	18
11/21	Minnesota	L	3-4	8-10-2-0	18
11/23	Atlanta	W	6-3	9-10-2-0	20
11/26	@ Toronto	L	4-5	9-11-2-0	20
11/27	Calgary	W	4-2	10-11-2-0	22
11/29	Ottawa	L	2-6	10-12-2-0	22
12/1	@ Atlanta	L	4-5	10-13-2-0	22
12/3	@ Pittsburgh	W	4-1	11-13-2-0	24
12/6	Atlanta	W	7-6*	12-13-2-0	26
12/7	@ Buffalo	L	3-4	12-14-2-0	26
12/11	@ Anaheim	L	0-3	12-15-2-0	26
12/13	@ Phoenix	W	4-3	13-15-2-0	28
12/14	@ San Jose	L	0-2	13-16-2-0	28
12/16	@ Colorado	T	2-2*	13-16-3-0	29
12/19	Boston	W	5-3	14-16-3-0	31
12/21	@ NY Islanders	W	3-1	15-16-3-0	33
12/23	Tampa Bay	W	3-0	16-16-3-0	35
12/27	New Jersey	W	3-2	17-16-3-0	37
12/28	@ New Jersey	OTL	1-2*	17-16-3-1	38
12/30	Buffalo	W	4-3	18-16-3-1	40
1/1	Phoenix	OTL	1-2*	18-16-3-2	41
1/3	Columbus	T	2-2*	18-16-4-2	42
1/4	@ NY Rangers	T	2-2*	18-16-5-2	43
1/10	@ Carolina	W	4-1	19-16-5-2	45
1/11	Florida	W	12-2	20-16-5-2	47
1/13	NY Islanders	W	4-3*	21-16-5-2	49
1/15	NY Rangers	OTL	1-2*	21-16-5-3	50
1/17	Toronto	L	1-4	21-17-5-3	50
1/18	@ Ottawa	L	2-5	21-18-5-3	50
1/20	@ Boston	T	3-3*	21-18-6-3	51
1/22	Carolina	W	5-3	22-18-6-3	53
1/25	@ Montreal	T	1-1*	22-18-7-3	54
1/26	NY Rangers	W	7-2	23-18-7-3	56
1/28	St. Louis	L	3-5	23-19-7-3	56
1/30	Pittsburgh	W	2-1	24-19-7-3	58
2/4	@ Tampa Bay	W	5-1	25-19-7-3	60
2/5	New Jersey	L	1-4	25-20-7-3	60
2/7	NY Islanders	W	3-0	26-20-7-3	62
2/9	Montreal	L	0-2	26-21-7-3	62
2/12	@ Atlanta	W	5-1	27-21-7-3	64
2/14	@ Carolina	L	1-3	27-22-7-3	64
2/15	@ Florida	W	2-1	28-22-7-3	66
2/17	@ Tampa Bay	L	1-3	28-23-7-3	66
2/20	Toronto	L	2-6	28-24-7-3	66
2/22	Detroit	L	1-5	28-25-7-3	66
2/24	Montreal	W	4-1	29-25-7-3	68
2/26	Buffalo	W	3-2	30-25-7-3	70
3/1	@ New Jersey	OTL	1-2*	30-25-7-4	71
3/2	Carolina	W	2-0	31-25-7-4	73
3/4	@ Buffalo	W	2-1	32-25-7-4	75
3/6	Atlanta	T	4-4*	32-25-8-4	76
3/8	@ Boston	OTL	4-5*	32-25-8-5	77
3/10	Philadelphia	W	2-1*	33-25-8-5	79
3/14	Los Angeles	L	1-3	33-26-8-5	79
3/16	Colorado	W	2-1	34-26-8-5	81
3/20	@ Calgary	W	4-1	35-26-8-5	83
3/22	@ Edmonton	L	3-5	35-27-8-5	83
3/23	@ Vancouver	L	0-6	35-28-8-5	83
3/25	@ Montreal	W	4-3*	36-28-8-5	85
3/28	@ Ottawa	W	3-2	37-28-8-5	87
3/29	@ Toronto	OTL	3-4*	37-28-8-6	88
4/1	Florida	W	3-0	38-29-8-6	90
4/3	Ottawa	L	1-5	38-29-8-6	90
4/5	Pittsburgh	W	5-3	39-29-8-6	92

* Denotes overtime game

2001-02

36-33-11-2, 85 points

	W	L	T	OTL	PTS
Home	21	12	6	2	50
Away	15	21	5	0	35
1st Half	16	18	7	0	39
2nd Half	20	15	4	2	46
October	5	6	1	0	11
November	5	7	2	0	12
December	5	4	4	0	14
January	5	9	1	1	12
February	4	1	1	0	9
March	9	5	1	0	19
April	3	1	1	1	8

Head Coach
Ron Wilson

JAROMIR JAGR

Player	GP	G	A	PTS	PIM	+/-	PP	SH	GW
Jaromir Jagr	69	31	48	79	30	E	10	0	3
Peter Bondra	77	39	31	70	80	17	17	1	8
Sergei Gonchar	76	26	33	59	58	-1	7	0	2
Ulf Dahlen	69	23	29	52	8	-5	7	0	4
Dainius Zubrus	71	17	26	43	38	5	4	0	3
Andrei Nikolishin	80	13	23	36	40	-1	1	0	0
Chris Simon	82	14	17	31	137	-8	1	0	1
Dmitri Khristich	61	9	12	21	12	2	3	0	2
Jeff Halpern	48	5	14	19	29	-9	0	0	4
Glen Metropolit	35	1	16	17	6	1	0	0	0
Washington	33	1	16	17	6	3	0	0	0
Ken Klee	68	8	8	16	38	4	2	0	3
Benoit Hogue	58	7	8	15	37	-5	0	0	1
Washington	9	0	1	1	4	2	0	0	0
Sylvain Cote	70	3	11	14	26	-15	1	0	2
Steve Konowalchuk	28	2	12	14	23	-2	0	0	0
Frantisek Kucera	56	1	13	14	12	7	0	0	0
*Matt Pettinger	61	7	3	10	44	-8	1	0	1
Brendan Witt	68	3	7	10	78	-1	0	0	0
Colin Forbes	38	5	3	8	15	-2	0	1	1
Joe Sacco	65	0	7	7	51	-13	0	0	0
Rob Zettler	49	1	4	5	56	3	0	0	0
*Stephen Peat	38	2	2	4	85	-1	0	0	0
*Ivan Ciernik	29	1	3	4	6	E	0	0	0
Washington	6	0	1	1	2	1	0	0	0
Jean-Francois Fortin	36	1	3	4	20	-1	0	0	0
Calle Johansson	11	2	0	2	8	-4	0	0	1
*Nolan Yonkman	11	1	0	1	4	3	0	0	0
Chris Ferraro	1	0	1	1	0	E	0	0	0
Peter Ferraro	4	0	1	1	0	-1	0	0	0
*Chris Corrinet	8	0	1	1	6	-4	0	0	0
Todd Rohloff	16	0	1	1	14	-2	0	0	0
Olie Kolzig	71	0	1	1	8	E	0	0	0
Patrick Boileau	2	0	0	0	2	-1	0	0	0
*Sebastien Charpentier	2	0	0	0	0	E	0	0	0
*Jakub Cutta	2	0	0	0	0	-3	0	0	0
Dean Melanson	4	0	0	0	4	1	0	0	0
*Brian Sutherby	7	0	0	0	2	-3	0	0	0
*Michael Farrell	8	0	0	0	0	-1	0	0	0
Craig Billington	17	0	0	0	0	E	0	0	0

Goaltender	GP	MIN	GA	SO	EN	GAA	W-L-T
Olie Kolzig	71	4,131	192	5	5	2.79	31-29-8
Craig Billington	17	710	36	0	2	3.04	4-5-3
*Sebastien Charpentier	2	122	5	0	0	2.46	1-1-0

* Indicates rookie

Date	Opponent	Result		Record	Pts
10/6	New Jersey	W	6-1	1-0-0-0	2
10/8	@ Boston	L	0-4	1-1-0-0	2
10/10	@ NY Rangers	W	5-2	2-1-0-0	4
10/12	@ Anaheim	L	1-2	2-2-0-0	4
10/13	@ Phoenix	L	2-5	2-3-0-0	4
10/16	@ Los Angeles	W	3-2*	3-3-0-0	6
10/19	Montreal	W	4-1	4-3-0-0	8
10/20	@ Philadelphia	L	3-6	4-4-0-0	8
10/23	@ Tampa Bay	T	1-1*	4-4-1-0	9
10/24	@ Florida	W	4-3*	5-4-1-0	11
10/26	@ Atlanta	L	0-1	5-5-1-0	11
10/30	Philadelphia	L	0-3	5-6-1-0	11
11/2	Phoenix	T	2-2*	5-6-2-0	12
11/3	@ St. Louis	L	1-4	5-7-2-0	12
11/6	@ Toronto	L	2-4	5-8-2-0	12
11/8	Carolina	L	2-3	5-9-2-0	12
11/10	Atlanta	W	3-0	6-9-2-0	14
11/13	Ottawa	L	5-11	6-10-2-0	14
11/15	@ Philadelphia	L	0-5	6-11-2-0	14
11/17	Anaheim	W	4-1	7-11-2-0	16
11/21	Tampa Bay	W	3-2	8-11-2-0	18
11/23	NY Rangers	W	6-2	9-11-2-0	20
11/24	@ Montreal	L	3-5	9-12-2-0	20
11/27	@ NY Islanders	T	5-5*	9-12-3-0	21
11/28	Buffalo	L	2-5	9-13-3-0	21
11/30	Carolina	W	6-2	10-13-3-0	23
12/2	@ Carolina	W	4-3*	11-13-3-0	25
12/4	NY Rangers	W	5-2	12-13-3-0	27
12/6	@ Atlanta	T	3-3*	12-13-4-0	28
12/8	@ New Jersey	L	1-3	12-14-4-0	28
12/11	Pittsburgh	T	2-2*	12-14-5-0	29
12/13	Boston	W	2-1	13-14-5-0	31
12/15	Atlanta	W	5-2	14-14-5-0	33
12/19	@ Florida	L	2-5	14-15-5-0	33
12/21	@ Pittsburgh	L	3-4	14-16-5-0	33
12/22	Pittsburgh	T	4-4*	14-16-6-0	34
12/26	Philadelphia	L	1-4	14-17-6-0	34
12/28	@ Dallas	W	3-2*	15-17-6-0	36
12/30	Carolina	T	5-5*	15-17-7-0	37
1/1	NY Islanders	W	3-2	16-17-7-0	39
1/3	@ Ottawa	L	1-4	16-18-7-0	39
1/5	@ Boston	L	4-7	16-19-7-0	39
1/7	Florida	L	1-2	16-20-7-0	39
1/9	Columbus	W	6-3	17-20-7-0	41
1/11	Toronto	T	3-3*	17-20-8-0	42
1/12	@ Florida	W	1-0	18-20-8-0	44
1/14	Boston	W	1-0*	19-20-8-0	46
1/16	@ Montreal	L	0-2	19-21-8-0	46
1/18	@ Detroit	L	1-3	19-22-8-0	46
1/19	Vancouver	L	1-5	19-23-8-0	46
1/22	@ Atlanta	W	3-0	20-23-8-0	48
1/23	Montreal	L	3-5	20-24-8-0	48
1/26	@ NY Rangers	L	3-6	20-25-8-0	48
1/27	Buffalo	OTL	2-3*	20-25-8-1	49
1/30	St. Louis	L	1-4	20-26-8-1	49
2/6	Minnesota	W	2-1	21-26-8-1	51
2/8	@ Nashville	T	3-3*	21-26-9-1	52
2/9	@ Tampa Bay	W	4-2	22-26-9-1	54
2/11	Tampa Bay	W	3-1	23-26-9-1	56
2/26	Florida	W	4-3	24-26-9-1	58
2/28	San Jose	L	2-5	24-27-9-1	58
3/2	@ Ottawa	W	3-2*	25-27-9-1	60
3/4	Toronto	L	2-3	25-28-9-1	60
3/6	Calgary	W	3-2	26-28-9-1	62
3/8	@ Carolina	T	2-2*	26-28-10-1	63
3/10	Edmonton	W	4-2	27-28-10-1	65
3/12	Dallas	L	2-5	27-29-10-1	65
3/15	@ San Jose	L	4-5	27-30-10-1	65
3/16	@ Edmonton	L	1-4	27-31-10-1	65
3/19	@ Colorado	W	3-0	28-31-10-1	67
3/21	@ Toronto	W	4-3	29-31-10-1	69
3/23	@ Columbus	W	5-2	30-31-10-1	71
3/24	@ Pittsburgh	L	2-6	30-32-10-1	71
3/26	@ Buffalo	W	4-3	31-32-10-1	73
3/29	@ New Jersey	W	3-1	32-32-10-1	75
3/30	NY Islanders	W	4-2	33-32-10-1	77
4/3	Tampa Bay	W	4-1	34-32-10-1	79
4/5	Ottawa	T	0-0*	34-32-11-1	80
4/6	@ NY Islanders	L	4-5	34-33-11-1	80
4/9	Chicago	W	3-1	35-33-11-1	82
4/12	@ Buffalo	W	3-1	36-33-11-1	84
4/13	New Jersey	OTL	3-4*	36-33-11-2	85

* Denotes overtime game

2000-01

41-27-10-4, 96 points

	W	L	T	OTL	PTS
Home	24	9	6	2	56
Away	17	18	4	2	40
1st Half	18	14	8	1	45
2nd Half	23	13	2	3	51
October	2	5	4	1	9
November	5	5	2	0	12
December	10	3	1	0	21
January	6	6	2	0	14
February	9	1	1	0	19
March	7	5	0	2	16
April	2	2	0	1	5

Head Coach
Ron Wilson

STEVE KONOWALCHUK

Player	GP	G	A	PTS	PIM	+/-	PP	SH	GW
Adam Oates	81	13	69	82	28	-9	5	0	4
Peter Bondra	82	45	36	81	60	8	22	4	8
Sergei Gonchar	76	19	38	57	70	12	8	0	2
Ulf Dahlen	73	15	33	48	6	11	6	0	2
Steve Konowalchuk	82	24	23	47	87	8	6	0	5
Jeff Halpern	80	21	21	42	60	13	2	1	5
Dmitri Khristich	70	13	25	38	16	E	6	0	4
Washington	43	10	19	29	8	-8	4	0	4
Andrei Nikolishin	81	13	25	38	34	9	4	0	2
Trevor Linden	69	15	22	37	60	E	6	0	3
Washington	12	3	1	4	8	2	0	0	0
Calle Johansson	76	7	29	36	26	11	5	0	0
Richard Zednik	62	16	19	35	61	-2	4	0	3
Dainius Zubrus	61	13	13	26	37	-11	4	0	0
Washington	12	1	1	2	7	-4	1	0	0
Chris Simon	60	10	10	20	109	-12	4	0	2
Sylvain Cote	68	7	11	18	18	-3	1	1	1
Jan Bulis	39	5	13	18	26	E	1	0	0
Joe Sacco	69	7	7	14	48	4	0	0	0
Joe Reekie	74	2	9	11	77	14	0	0	1
Dmitri Mironov	36	3	5	8	6	-7	1	0	1
Jason Marshall	55	3	4	7	122	-13	2	1	1
Washington	5	0	0	0	17	-1	0	0	0
Brendan Witt	72	3	3	6	101	2	0	0	0
Ken Klee	54	2	4	6	60	-5	0	0	0
*Trent Whitfield	61	2	4	6	35	3	0	0	0
Glen Metropolit	15	1	5	6	10	-2	0	0	0
James Black	42	1	5	6	4	-3	0	0	0
Joe Murphy	14	1	5	6	20	-5	1	0	0
Matt Herr	22	2	3	5	17	3	0	0	1
Rob Zettler	29	0	4	4	55	E	0	0	0
Terry Yake	12	0	3	3	8	E	0	0	0
Olie Kolzig	72	0	2	2	14	E	0	0	0
Craig Billington	12	0	1	1	0	E	0	0	0
Craig Berube	22	0	1	1	18	-3	0	0	0
*Jakub Cutta	3	0	0	0	0	-1	0	0	0
*Kris Beech	4	0	0	0	2	-2	0	0	0
*Matt Pettinger	10	0	0	0	2	-1	0	0	0
Brantt Myhres	25	0	0	0	57	-5	0	0	0
Washington	5	0	0	0	29	E	0	0	0

Goaltender	GP	MIN	GA	SO	EN	GAA	W-L-T
Olie Kolzig	72	4,278	177	5	7	2.48	37-26-8
Craig Billington	12	660	27	0	0	2.45	3-5-2
Corey Hirsch	1	20	0	0	0	0.00	1-0-0

* Indicates rookie

Date	Opponent	Result		Record	Pts
10/6	Los Angeles	L	1-4	0-1-0-0	0
10/7	@ Carolina	T	3-3*	0-1-1-0	1
10/11	@ Atlanta	T	3-3*	0-1-2-0	2
10/13	@ Nashville	L	1-3	0-2-2-0	2
10/15	@ Dallas	L	0-3	0-3-2-0	2
10/17	Colorado	OTL	3-4*	0-3-2-1	3
10/19	New Jersey	W	5-2	1-3-2-1	5
10/21	NY Islanders	T	4-4*	1-3-3-1	6
10/26	@ Boston	L	1-4	1-4-3-1	6
10/27	@ Columbus	L	1-3	1-5-3-1	6
10/29	@ Philadelphia	T	1-1*	1-5-4-1	7
10/31	Detroit	W	6-2	2-5-4-1	9
11/2	@ St. Louis	L	0-2	2-6-4-1	9
11/4	@ Florida	W	3-2	3-6-4-1	11
11/5	@ Tampa Bay	L	2-5	3-7-4-1	11
11/9	NY Rangers	L	3-5	3-8-4-1	11
11/12	Atlanta	T	2-2*	3-8-5-1	12
11/14	Phoenix	T	2-2*	3-8-6-1	13
11/17	Montreal	W	4-3	4-8-6-1	15
11/18	@ Philadelphia	L	3-5	4-9-6-1	15
11/22	Vancouver	W	3-2*	5-9-6-1	17
11/24	NY Islanders	W	1-0	6-9-6-1	19
11/25	@ Atlanta	L	1-2	6-10-6-1	19
11/29	Tampa Bay	W	4-1	7-10-6-1	21
12/1	Boston	W	3-2	8-10-6-1	23
12/2	@ Boston	W	2-0	9-10-6-1	25
12/6	@ NY Rangers	L	2-3	9-11-6-1	25
12/9	@ New Jersey	W	3-2	10-11-6-1	27
12/12	@ NY Islanders	W	3-2	11-11-6-1	29
12/14	Minnesota	W	2-1	12-11-6-1	31
12/16	Edmonton	W	4-0	13-11-6-1	33
12/18	San Jose	L	3-5	13-12-6-1	33
12/20	Buffalo	T	2-2*	13-12-7-1	34
12/21	@ Buffalo	W	3-1	14-12-7-1	36
12/23	Florida	W	5-3	15-12-7-1	38
12/27	@ Ottawa	W	5-1	16-12-7-1	40
12/29	@ New Jersey	L	2-4	16-13-7-1	40
12/30	Philadelphia	W	6-3	17-13-7-1	42
1/1	Atlanta	W	4-2	18-13-7-1	44
1/3	@ Pittsburgh	L	2-3	18-14-7-1	44
1/5	Boston	T	1-1*	18-14-8-1	45
1/6	@ Toronto	W	3-2	19-14-8-1	47
1/8	Pittsburgh	L	3-5	19-15-8-1	47
1/10	@ Minnesota	L	0-3	19-16-8-1	47
1/13	Atlanta	W	4-1	20-16-8-1	49
1/18	@ Ottawa	L	4-5	20-17-8-1	49
1/19	@ Chicago	L	1-3	20-18-8-1	49
1/23	@ Tampa Bay	W	5-2	21-18-8-1	51
1/24	Florida	W	2-1	22-18-8-1	53
1/27	@ Montreal	L	2-4	22-19-8-1	53
1/28	Philadelphia	W	4-2	23-19-8-1	55
1/30	Ottawa	T	1-1*	23-19-9-1	56
2/1	Toronto	W	5-4	24-19-9-1	58
2/7	@ Colorado	W	3-1	25-19-9-1	60
2/9	@ Anaheim	W	4-3	26-19-9-1	62
2/10	@ Los Angeles	W	4-3	27-19-9-1	64
2/13	@ Calgary	T	4-4*	27-19-10-1	65
2/14	@ Vancouver	W	4-3*	28-19-10-1	67
2/17	@ Montreal	W	6-3	29-19-10-1	69
2/21	Nashville	W	2-1	30-19-10-1	71
2/23	Montreal	W	3-1	31-19-10-1	73
2/24	@ Carolina	W	2-1	32-19-10-1	75
2/27	Chicago	L	2-3	32-20-10-1	75
3/1	Toronto	OTL	2-3*	32-20-10-2	76
3/3	Pittsburgh	W	4-3	33-20-10-2	78
3/6	@ NY Islanders	W	5-1	34-20-10-2	80
3/7	@ Pittsburgh	W	4-3	35-20-10-2	82
3/9	NY Rangers	W	5-3	36-20-10-2	84
3/11	Ottawa	W	6-5	37-20-10-2	86
3/13	Anaheim	L	0-2	37-21-10-2	86
3/15	Carolina	L	0-3	37-22-10-2	86
3/17	Buffalo	L	2-3	37-23-10-2	86
3/19	@ NY Rangers	L	3-6	37-24-10-2	86
3/23	@ Florida	L	1-4	37-25-10-2	86
3/24	@ Tampa Bay	W	3-2	38-25-10-2	88
3/28	Carolina	W	7-0	39-25-10-2	90
3/30	@ Carolina	OTL	3-4*	39-25-10-3	91
4/1	@ Detroit	OTL	1-2*	39-25-10-4	92
4/3	New Jersey	L	4-6	39-26-10-4	92
4/5	Florida	W	3-0	40-26-10-4	94
4/6	@ Buffalo	L	1-2	40-27-10-4	94
4/8	Tampa Bay	W	2-1	41-27-10-4	96

* Denotes overtime game

1999-00

44-24-12-2, 102 points

	W	L	T	OTL	PTS
Home	26	5	8	2	62
Away	18	19	4	0	40
1st Half	17	16	7	1	42
2nd Half	27	8	5	1	60
October	2	6	2	0	6
November	7	3	2	1	17
December	4	6	2	0	10
January	11	1	2	0	24
February	8	4	2	0	18
March	10	2	1	1	22
April	2	2	1	0	5

Head Coach
Ron Wilson

CHRIS SIMON

Player	GP	G	A	PTS	PIM	+/-	PP	SH	GW
Adam Oates	82	15	56	71	14	13	5	0	6
Sergei Gonchar	73	18	36	54	52	26	5	0	3
Chris Simon	75	29	20	49	146	11	7	0	5
Steve Konowalchuk	82	16	27	43	80	19	3	0	1
Peter Bondra	62	21	17	38	30	5	5	3	5
Ulf Dahlen	75	15	23	38	8	11	5	0	4
Richard Zednik	69	19	16	35	54	6	1	0	2
Calle Johansson	82	7	25	32	24	13	1	0	3
Jan Bulis	56	9	22	31	30	7	0	0	1
*Jeff Halpern	79	18	11	29	39	21	4	4	1
Joe Murphy	55	12	15	27	94	1	4	0	2
Washington	29	5	8	13	53	8	1	0	2
Andrei Nikolishin	76	11	14	25	28	6	0	2	2
Terry Yake	61	10	14	24	34	4	3	0	3
Washington	35	6	5	11	12	2	1	0	1
Joe Sacco	79	7	16	23	50	7	0	0	1
Dmitri Mironov	73	3	19	22	28	7	1	0	0
Ken Klee	80	7	13	20	79	8	0	0	2
*Glen Metropolit	30	6	13	19	4	5	1	0	1
James Black	49	8	9	17	6	-1	1	0	1
Jim McKenzie	61	4	5	9	64	-5	0	0	0
Washington	30	1	2	3	16	E	0	0	0
Brendan Witt	77	1	7	8	114	5	0	0	0
Joe Reekie	59	0	7	7	50	21	0	0	0
Jaroslav Svejkovsky	23	1	2	3	2	-7	1	0	0
Jeff Toms	20	1	2	3	4	-1	0	0	1
Mike Eagles	25	2	0	2	15	-7	0	0	1
*Alexei Tezikov	23	1	1	2	2	-2	1	0	1
Rob Zettler	12	0	2	2	19	-1	0	0	0
Olie Kolzig	73	0	2	2	6	E	0	0	0
*Miika Elomo	2	0	1	1	2	1	0	0	0
*Nolan Baumgartner	8	0	1	1	2	1	0	0	0
Barrie Moore	1	0	0	0	0	E	0	0	0
*Alexander Volchkov	3	0	0	0	0	-2	0	0	0
Jamie Huscroft	7	0	0	0	11	-5	0	0	0
Craig Billington	13	0	0	0	0	E	0	0	0

Goaltender	GP	MIN	GA	SO	EN	GAA	W-L-T
Olie Kolzig	73	4,371	163	5	1	2.24	41-20-11
Craig Billington	13	611	28	2	2	2.75	3-6-1

* Indicates rookie

Date	Opponent	Result		Record	Pts
10/2	@ Florida	L	3-4	0-1-0-0	0
10/8	@ Buffalo	W	3-2	1-1-0-0	2
10/9	Los Angeles	T	2-2*	1-1-1-0	3
10/12	Philadelphia	W	5-4	2-1-1-0	5
10/16	San Jose	L	2-3	2-2-1-0	5
10/19	Anaheim	L	1-7	2-3-1-0	5
10/23	@ Phoenix	T	2-2*	2-3-2-0	6
10/26	@ Los Angeles	L	2-5	2-4-2-0	6
10/29	@ Anaheim	L	2-5	2-5-2-0	6
10/31	@ San Jose	L	1-2	2-6-2-0	6
11/3	Ottawa	W	3-1	3-6-2-0	8
11/5	Toronto	W	5-3	4-6-2-0	10
11/7	@ Carolina	L	2-3	4-7-2-0	10
11/9	Tampa Bay	W	2-1	5-7-2-0	12
11/11	NY Rangers	OTL	4-5*	5-7-2-1	13
11/13	New Jersey	W	4-2	6-7-2-1	15
11/17	Dallas	T	2-2*	6-7-3-1	16
11/19	Carolina	T	3-3*	6-7-4-1	17
11/20	@ Boston	W	3-0	7-7-4-1	19
11/24	@ Buffalo	L	2-5	7-8-4-1	19
11/26	Nashville	W	1-0	8-8-4-1	21
11/27	@ NY Islanders	W	4-3	9-8-4-1	23
11/29	@ Toronto	L	1-3	9-9-4-1	23
12/2	Boston	T	2-2	9-9-5-1	24
12/4	@ Florida	L	1-2	9-10-5-1	24
12/7	NY Islanders	W	4-2	10-10-5-1	26
12/9	@ Pittsburgh	L	0-3	10-11-5-1	26
12/13	Montreal	L	0-1	10-12-5-1	26
12/15	@ Atlanta	W	4-0	11-12-5-1	28
12/17	@ NY Rangers	W	3-2*	12-12-5-1	30
12/18	@ New Jersey	L	4-5	12-13-5-1	30
12/21	@ Edmonton	L	2-6	12-14-5-1	30
12/22	@ Vancouver	L	3-6	12-15-5-1	30
12/27	Chicago	T	2-2*	12-15-6-1	31
12/29	Pittsburgh	W	3-2*	13-15-6-1	33
1/1	St. Louis	T	1-1*	13-15-7-1	34
1/4	Montreal	W	6-1	14-15-7-1	36
1/6	@ Atlanta	L	1-3	14-16-7-1	36
1/8	Atlanta	W	3-0	15-16-7-1	38
1/12	@ Atlanta	W	5-2	16-16-7-1	40
1/14	@ New Jersey	W	3-2*	17-16-7-1	42
1/16	Ottawa	W	2-1	18-16-7-1	44
1/17	@ Tampa Bay	W	6-3	19-16-7-1	46
1/19	@ Florida	W	3-1	20-16-7-1	48
1/22	@ Toronto	T	5-5*	20-16-8-1	49
1/24	Tampa Bay	W	8-2	21-16-8-1	51
1/26	Calgary	W	2-1	22-16-8-1	53
1/28	Phoenix	W	3-2*	23-16-8-1	55
1/30	Philadelphia	W	2-0	24-16-8-1	57
2/1	@ Pittsburgh	L	2-3	24-17-8-1	57
2/3	Carolina	W	2-1	25-17-8-1	59
2/8	@ Boston	T	2-2*	25-17-9-1	60
2/10	@ Montreal	W	1-0	26-17-9-1	62
2/12	@ Nashville	W	4-2	27-17-9-1	64
2/13	@ Dallas	L	1-2	27-18-9-1	64
2/15	Colorado	W	2-1	28-18-9-1	66
2/18	@ Chicago	W	5-4	29-18-9-1	68
2/19	@ Philadelphia	L	2-4	29-19-9-1	68
2/21	@ Carolina	T	1-1*	29-19-10-1	69
2/23	Florida	W	3-2*	30-19-10-1	71
2/25	Boston	L	0-3	30-20-10-1	71
2/26	@ Montreal	W	3-0	31-20-10-1	73
2/28	@ NY Islanders	W	3-2	32-20-10-1	75
3/1	@ Tampa Bay	W	4-2	33-20-10-1	77
3/3	Detroit	T	2-2*	33-20-11-1	78
3/5	Buffalo	W	2-1	34-20-11-1	80
3/7	Florida	W	4-2	35-20-11-1	82
3/9	@ Philadelphia	L	1-3	35-21-11-1	82
3/11	New Jersey	W	4-2	36-21-11-1	84
3/15	NY Islanders	W	4-3	37-21-11-1	86
3/17	Carolina	W	4-2	38-21-11-1	88
3/19	Tampa Bay	W	5-2	39-21-11-1	90
3/20	@ St. Louis	L	1-2	39-22-11-1	90
3/23	@ NY Rangers	W	4-1	40-22-11-1	92
3/25	@ Ottawa	W	4-3	41-22-11-1	94
3/28	Atlanta	W	5-2	42-22-11-1	96
3/30	Pittsburgh	OTL	3-4*	42-22-11-2	97
4/1	Toronto	L	3-4	42-23-11-2	97
4/3	NY Rangers	W	4-1	43-23-11-2	99
4/4	@ Ottawa	L	0-4	43-24-11-2	99
4/7	@ Detroit	W	4-2	44-24-11-2	101
4/9	Buffalo	T	1-1*	44-24-12-2	102

* Denotes overtime game

1998-99

31-45-6, 68 points

	W	L	T	PTS
Home	16	23	2	34
Away	15	22	4	34
1st Half	16	22	3	35
2nd Half	15	23	3	33
October	3	3	3	9
November	4	8	0	8
December	4	8	0	8
January	5	7	1	11
February	9	4	1	19
March	4	8	1	9
April	2	7	0	4

Head Coach
Ron Wilson

SERGEI GONCHAR

Player	GP	G	A	PTS	PIM	+/-	PP	SH	GW
Peter Bondra	66	31	24	55	56	-1	6	3	5
Adam Oates	59	12	42	54	22	-1	3	0	0
Joe Juneau	63	14	27	41	20	-3	2	1	3
Brian Bellows	76	17	19	36	26	-12	8	0	3
Andrei Nikolishin	73	8	27	35	28	E	0	1	1
Sergei Gonchar	53	21	10	31	57	1	13	1	3
James Black	75	16	14	30	14	5	1	1	3
Calle Johansson	67	8	21	29	22	10	2	0	2
Steve Konowalchuk	45	12	12	24	26	E	4	1	2
Jan Bulis	38	7	16	23	6	3	3	0	3
Ken Klee	78	7	13	20	80	-9	0	0	1
Richard Zednik	49	9	8	17	50	-6	1	0	2
Dmitri Mironov	46	2	14	16	80	-5	2	0	0
Jaroslav Svejkovsky	25	6	8	14	12	-2	4	0	2
Michal Pivonka	36	5	6	11	12	-6	2	0	0
Chris Simon	23	3	7	10	48	-4	0	0	0
Joe Reekie	73	0	10	10	68	11	0	0	0
Craig Berube	66	5	4	9	166	-7	0	0	0
*Benoit Gratton	16	4	3	7	16	-1	0	0	0
Brendan Witt	54	2	5	7	87	-6	0	0	0
Kelly Miller	62	2	5	7	29	-5	0	0	1
Mike Eagles	52	4	2	6	50	-5	0	0	0
Jeff Toms	21	1	5	6	2	E	0	0	0
Mark Tinordi	48	0	6	6	108	-6	0	0	0
Dale Hunter	50	0	5	5	102	-7	0	0	0
Enrico Ciccone	59	3	1	4	127	-7	0	0	0
Washington	43	2	0	2	103	-6	0	0	0
*Matt Herr	30	2	2	4	8	-7	1	0	0
Trevor Halverson	17	0	4	4	28	-5	0	0	0
Tom Chorske	19	0	3	3	6	-3	0	0	0
Washington	17	0	2	2	4	-4	0	0	0
Olie Kolzig	64	0	2	2	19	E	0	0	0
*Patrick Boileau	4	0	1	1	2	-4	0	0	0
Mike Rosati	1	0	0	0	0	E	0	0	0
Patrik Augusta	2	0	0	0	0	E	0	0	0
*Martin Brochu	2	0	0	0	2	E	0	0	0
Patrice Lefebvre	3	0	0	0	2	-2	0	0	0
Brad Shaw	4	0	0	0	4	E	0	0	0
*Nolan Baumgartner	5	0	0	0	0	-3	0	0	0
*Alexei Tezikov	5	0	0	0	0	-1	0	0	0
Stewart Malgunas	10	0	0	0	6	-5	0	0	0
Steve Poapst	22	0	0	0	8	-8	0	0	0
Rick Tabaracci	23	0	0	0	2	E	0	0	0

Goaltender	GP	MIN	GA	SO	EN	GAA	W-L-T
Olie Kolzig	64	3,586	154	4	5	2.58	26-31-3
Rick Tabaracci	23	1,193	50	2	3	2.51	4-12-3
Martin Brochu	2	120	6	0	0	3.00	0-2-0
Mike Rosati	1	28	0	0	0	0.00	1-0-0

* Indicates rookie

Date	Opponent	Result		Record	Pts
10/10	Anaheim	W	1-0	1-0-0	2
10/13	Detroit	L	2-3	1-1-0	2
10/16	Montreal	T	2-2*	1-1-1	3
10/18	@ Tampa Bay	W	4-1	2-1-1	5
10/21	Vancouver	L	1-2	2-2-1	5
10/23	@ Buffalo	W	1-0	3-2-1	7
10/24	Florida	T	2-2*	3-2-2	8
10/28	@ Edmonton	L	2-8	3-3-2	8
10/30	@ Calgary	T	0-0*	3-3-3	9
11/1	@ Vancouver	L	1-4	3-4-3	9
11/4	Tampa Bay	L	2-5	3-5-3	9
11/6	Carolina	L	2-3	3-6-3	9
11/7	@ Ottawa	W	8-5	4-6-3	11
11/12	Buffalo	L	0-2	4-7-3	11
11/14	@ NY Islanders	W	5-3	5-7-3	13
11/18	Toronto	W	4-1	6-7-3	15
11/20	Ottawa	L	1-4	6-8-3	15
11/21	@ Boston	L	4-5*	6-9-3	15
11/25	Pittsburgh	W	5-4	7-9-3	17
11/27	@ Dallas	L	0-4	7-10-3	17
11/28	@ St. Louis	L	2-4	7-11-3	17
12/1	New Jersey	L	0-4	7-12-3	17
12/4	NY Islanders	W	5-1	8-12-3	19
12/5	@ Philadelphia	L	1-2	8-13-3	19
12/9	@ Los Angeles	L	1-2	8-14-3	19
12/11	@ Anaheim	L	0-1	8-15-3	19
12/12	@ San Jose	L	1-2	8-16-3	19
12/17	@ Chicago	W	3-1	9-16-3	21
12/19	@ Pittsburgh	L	0-3	9-17-3	21
12/23	@ Florida	W	4-0	10-17-3	23
12/26	@ Nashville	L	1-3	10-18-3	23
12/28	Boston	W	5-1	11-18-3	25
12/30	New Jersey	L	2-3	11-19-3	25
1/1	Ottawa	L	3-4	11-20-3	25
1/2	@ Toronto	W	5-2	12-20-3	27
1/7	NY Rangers	W	5-1	13-20-3	29
1/9	@ New Jersey	W	3-2	14-20-3	31
1/11	NY Islanders	W	4-3	15-20-3	33
1/13	Philadelphia	L	0-3	15-21-3	33
1/15	Montreal	L	0-3	15-22-3	33
1/16	@ Carolina	W	3-2*	16-22-3	35
1/18	@ Montreal	T	4-4*	16-22-4	36
1/21	@ Philadelphia	L	1-4	16-23-4	36
1/26	NY Rangers	L	1-4	16-24-4	36
1/29	Los Angeles	L	3-6	16-25-4	36
1/30	@ Toronto	L	3-5	16-26-4	36
2/1	@ NY Rangers	W	3-1	17-26-4	38
2/3	Tampa Bay	W	10-1	18-26-4	40
2/5	Carolina	W	4-1	19-26-4	42
2/7	Buffalo	W	3-1	20-26-4	44
2/9	@ NY Islanders	W	2-1	21-26-4	46
2/12	@ New Jersey	W	3-2	22-26-4	48
2/13	@ Ottawa	L	1-2	22-27-4	48
2/15	@ Pittsburgh	L	3-7	22-28-4	48
2/18	@ Carolina	T	2-2*	22-28-5	49
2/20	San Jose	W	3-1	23-28-5	51
2/22	Toronto	W	4-3	24-28-5	53
2/24	Phoenix	L	1-2	24-29-5	53
2/27	@ Boston	L	3-4	24-30-5	53
2/28	Pittsburgh	W	4-3	25-30-5	55
3/2	@ Tampa Bay	W	8-2	36-30-5	57
3/4	NY Rangers	L	2-4	26-31-5	57
3/6	Edmonton	W	4-3	27-31-5	59
3/9	Colorado	L	2-3*	27-32-5	59
3/11	Florida	L	1-2	27-33-5	59
3/13	Calgary	L	4-5*	27-34-5	59
3/15	@ NY Rangers	T	1-1*	27-34-6	60
3/17	Dallas	W	2-1*	28-34-6	62
3/20	@ Montreal	W	1-0	29-34-6	64
3/21	Boston	L	1-4	29-35-6	64
3/25	@ Phoenix	L	2-4	29-36-6	64
3/26	@ Colorado	L	1-3	29-37-6	64
3/30	Nashville	L	2-3	29-38-6	64
4/1	Florida	W	5-3	30-38-6	66
4/3	@ Tampa Bay	L	3-4	30-39-6	66
4/5	@ Florida	W	3-0	31-39-6	68
4/7	St. Louis	L	2-4	31-40-6	68
4/8	@ New Jersey	L	0-1	31-41-6	68
4/10	Philadelphia	L	1-2	31-42-6	68
4/12	Chicago	L	2-4	31-43-6	68
4/14	@ Carolina	L	0-3	31-44-6	68
4/18	@ Buffalo	L	0-3	31-45-6	68

* Denotes overtime game

1997-98

40-30-12, 92 points

	W	L	T	PTS
Home	23	12	6	52
US Airways	5	3	2	12
MCI Center	18	9	4	40
Away	17	18	6	40
1st Half	18	15	8	44
2nd Half	22	15	4	48
October	7	4	2	16
November	6	6	2	14
December	4	5	4	12
January	9	2	2	20
February	0	4	1	1
March	8	7	0	16
April	6	2	1	13

Head Coach
Ron Wilson

CALLE JOHANSSON

Player	GP	G	A	PTS	PIM	+/-	PP	SH	GW
Peter Bondra	76	52	26	78	44	14	11	5	13
Adam Oates	82	18	58	76	36	6	3	2	3
Calle Johansson	73	15	20	35	30	-11	10	1	1
Steve Konowalchuk	80	10	24	34	80	9	2	0	2
Joe Juneau	56	9	22	31	26	8	4	1	1
Phil Housley	64	6	25	31	24	10	4	1	0
Jeff Brown	60	4	24	28	32	5	4	0	0
Washington	9	0	6	6	6	4	0	0	0
*Richard Zednik	65	17	9	26	28	-2	2	0	2
Dale Hunter	82	8	18	26	103	1	0	0	1
Andrew Brunette	28	11	12	23	12	2	4	0	2
Sergei Gonchar	72	5	16	21	66	2	2	0	0
Esa Tikkanen	48	3	18	21	18	-11	1	0	2
Washington	20	2	10	12	2	-4	1	0	0
Mark Tinordi	47	8	9	17	39	9	0	1	0
Chris Simon	28	7	10	17	38	1	4	0	1
Andrei Nikolishin	38	6	10	16	14	1	1	0	1
*Jan Bulis	48	5	11	16	18	-5	0	0	0
Craig Berube	74	6	9	15	189	-3	0	0	0
Kelly Miller	76	7	7	14	41	-2	0	3	3
Todd Krygier	45	2	12	14	30	-3	0	0	1
Jeff Toms	46	4	6	10	15	-17	0	0	1
Washington	33	3	4	7	8	-11	0	0	1
Joe Reekie	68	2	8	10	70	15	0	0	1
Brian Bellows	11	6	3	9	6	-3	5	0	2
Michal Pivonka	33	3	6	9	20	5	0	0	1
Brendan Witt	64	1	7	8	112	-11	0	0	0
Ken Klee	51	4	2	6	46	-3	0	0	1
*Jaroslav Svejkovsky	17	4	1	5	10	-5	2	0	1
Mike Eagles	36	1	3	4	16	2	0	0	0
*Jan Benda	9	0	3	3	6	1	0	0	0
*Nolan Baumgartner	4	0	1	1	0	E	0	0	0
*Benoit Gratton	6	0	1	1	6	1	0	0	0
Bill Ranford	22	0	1	1	0	E	0	0	0
Olie Kolzig	64	0	1	1	12	E	0	0	0
Pat Peake	1	0	0	0	4	E	0	0	0
*Brad Church	2	0	0	0	0	E	0	0	0
*Dwayne Hay	2	0	0	0	2	E	0	0	0
*Ryan Mulhern	3	0	0	0	0	E	0	0	0
David Harlock	6	0	0	0	4	2	0	0	0
Stewart Malgunas	8	0	0	0	12	1	0	0	0

Goaltender	GP	MIN	GA	SO	EN	GAA	W-L-T
Olie Kolzig	64	3,788	139	5	5	2.20	33-18-10
Bill Ranford	22	1,183	55	0	3	2.79	7-12-2

* Indicates rookie

Date	Opponent	Result		Record	Pts
10/1	@ Toronto	W	4-1	1-0-0	2
10/3	Buffalo	W	6-2	2-0-0	4
10/4	New Jersey	W	4-1	3-0-0	6
10/8	@ NY Islanders	W	6-3	4-0-0	8
10/9	@ Buffalo	L	2-5	4-1-0	8
10/11	NY Islanders	W	3-1	5-1-0	10
10/15	@ Chicago	W	2-0	6-1-0	12
10/18	@ Montreal	W	3-2	7-1-0	14
10/22	@ Colorado	L	3-4	7-2-0	14
10/23	@ Phoenix	T	3-3*	7-2-1	15
10/25	@ St. Louis	L	2-5	7-3-1	15
10/29	Dallas	L	3-4	7-4-1	15
10/31	Philadelphia	T	2-2*	7-4-2	16
11/1	@ New Jersey	L	1-3	7-5-2	16
11/4	Vancouver	W	2-1	8-5-2	18
11/6	@ Boston	L	0-2	8-6-2	18
11/8	Edmonton	W	2-1	9-6-2	20
11/9	@ Florida	L	2-3	9-7-2	20
11/12	@ Pittsburgh	W	4-1	10-7-2	22
11/13	@ Buffalo	W	3-2	11-7-2	24
11/15	@ Montreal	W	3-2	12-7-2	26
11/18	Colorado	T	6-6*	12-7-3	27
11/22	San Jose	L	2-5	12-8-3	27
11/23	@ Florida	W	5-2	13-8-3	29
11/26	Montreal	L	5-6	13-9-3	29
11/27	@ Ottawa	L	1-3	13-10-3	29
11/29	@ Boston	T	1-1*	13-10-4	30
12/2	@ NY Rangers	W	3-2*	14-10-4	32
12/5	Florida	W	3-2*	15-10-4	34
12/7	@ Florida	L	4-5	15-11-4	34
12/10	@ San Jose	T	3-3*	15-11-5	35
12/12	@ Anaheim	L	4-6	15-12-5	35
12/13	@ Los Angeles	T	2-2*	15-12-6	36
12/16	NY Islanders	T	2-2*	15-12-7	37
12/18	Florida	L	0-4	15-13-7	37
12/20	@ Carolina	W	2-1	16-13-7	39
12/23	New Jersey	T	1-1*	16-13-8	40
12/26	Pittsburgh	L	1-4	16-14-8	40
12/27	Ottawa	L	0-3	16-15-8	40
12/29	St. Louis	W	4-2	17-15-8	42
1/1	Anaheim	W	3-2	18-15-8	44
1/3	NY Rangers	L	2-3	18-16-8	44
1/6	Toronto	W	5-3	19-16-8	46
1/8	@ NY Rangers	W	5-3	20-16-8	48
1/9	Philadelphia	W	4-1	21-16-8	50
1/11	@ Detroit	L	0-2	21-17-8	50
1/13	Ottawa	W	4-0	22-17-8	52
1/15	Chicago	W	3-2	23-17-8	54
1/21	@ Tampa Bay	W	3-2*	24-17-8	56
1/25	Boston	W	4-1	25-17-8	58
1/26	@ NY Rangers	T	2-2*	25-17-9	59
1/28	Pittsburgh	T	2-2*	25-17-10	60
1/31	@ Philadelphia	W	3-2*	26-17-10	62
2/1	Detroit	L	2-4	26-18-10	62
2/4	@ Pittsburgh	T	2-2*	26-18-11	63
2/7	Tampa Bay	L	3-4	26-19-11	63
2/25	Tampa Bay	L	3-4	26-20-11	63
2/28	@ Tampa Bay	L	2-5	26-21-11	63
3/1	Buffalo	L	0-3	26-22-11	63
3/3	Boston	L	0-3	26-23-11	63
3/5	@ Philadelphia	L	2-3	26-24-11	63
3/7	Florida	W	6-3	27-24-11	65
3/9	Calgary	W	5-2	28-24-11	67
3/12	@ NY Islanders	W	2-1	29-24-11	69
3/14	@ Ottawa	L	0-4	29-25-11	69
3/16	Phoenix	W	2-1	30-25-11	71
3/18	Carolina	W	1-0	31-25-11	73
3/20	New Jersey	W	2-0	32-25-11	75
3/21	@ New Jersey	L	2-3	32-26-11	75
3/25	@ Edmonton	L	2-4	32-27-11	75
3/26	@ Calgary	L	2-3	32-28-11	75
3/28	@ Vancouver	W	3-2	33-28-11	77
3/31	NY Islanders	W	5-2	34-28-11	79
4/2	Tampa Bay	W	4-1	35-28-11	81
4/4	Los Angeles	W	3-2	36-28-11	83
4/6	Montreal	T	2-2*	36-28-12	84
4/8	@ Dallas	L	1-2*	36-29-12	84
4/11	@ Philadelphia	L	3-4	36-30-12	84
4/13	@ NY Islanders	W	2-0	37-30-12	86
4/14	NY Rangers	W	3-1	38-30-12	88
4/18	@ Carolina	W	4-3	39-30-12	90
4/19	Carolina	W	2-1	40-30-12	92

* Denotes overtime game

1996-97

33-40-9, 75 points

	W	L	T	PTS
Home	19	17	5	43
Away	14	23	4	32
1st Half	17	20	4	38
2nd Half	16	20	5	37
October	4	6	0	8
November	9	5	1	19
December	2	9	2	6
January	5	5	2	12
February	4	6	2	10
March	6	7	1	13
April	3	2	1	7

Head Coach
Jim Schoenfeld

PETER BONDRA

Player	GP	G	A	PTS	PIM	+/-	PP	SH	GW
Adam Oates	80	22	60	82	14	-5	3	2	5
Washington	17	4	8	12	4	-2	1	0	1
Peter Bondra	77	46	31	77	72	7	10	4	3
Dale Hunter	82	14	32	46	125	-2	3	0	5
Steve Konowalchuk	78	17	25	42	67	-3	2	1	3
Joe Juneau	58	15	27	42	8	-11	9	1	3
Rick Tocchet	53	21	19	40	98	-3	4	0	2
Washington	13	5	5	10	31	E	1	0	1
Phil Housley	77	11	29	40	24	-10	3	1	2
Sergei Gonchar	57	13	17	30	36	-11	3	0	3
Andrei Nikolishin	71	9	19	28	32	3	1	0	0
Washington	59	7	14	21	30	5	1	0	0
Kelly Miller	77	10	14	24	33	4	0	1	3
Sylvain Cote	57	6	18	24	28	11	2	0	0
Michal Pivonka	54	7	16	23	22	-15	2	0	1
Chris Simon	42	9	13	22	165	-1	3	0	1
Jason Allison	53	5	17	22	25	-3	1	0	1
Calle Johansson	65	6	11	17	16	-2	2	0	0
Todd Krygier	47	5	11	16	37	-10	1	0	1
*Andrew Brunette	53	4	7	11	12	-3	2	0	0
Ken Klee	80	3	8	11	115	-5	0	0	2
*Jaroslav Svejkovsky	19	7	3	10	4	-1	2	0	1
Joe Reekie	65	1	8	9	107	8	0	0	0
Mark Tinordi	56	2	6	8	118	3	0	0	0
Mike Eagles	70	1	7	8	42	-4	0	0	0
Craig Berube	80	4	3	7	218	-11	0	0	1
Anson Carter	19	3	2	5	7	E	1	0	1
Brendan Witt	44	3	2	5	88	-20	0	0	0
Keith Jones	11	2	3	5	13	-2	1	0	0
*Richard Zednik	11	2	1	3	4	-5	1	0	0
Kevin Kaminski	38	1	2	3	130	E	0	0	0
Eric Charron	25	1	1	2	20	1	0	0	0
Bill Ranford	55	0	1	1	7	E	0	0	0
*Patrick Boileau	1	0	0	0	0	E	0	0	0
Curtis Leschyshyn	2	0	0	0	2	E	0	0	0
Pat Peake	4	0	0	0	4	1	0	0	0
Stewart Malgunas	6	0	0	0	2	2	0	0	0
Stefan Ustorf	6	0	0	0	2	-3	0	0	0
Olie Kolzig	29	0	0	0	4	E	0	0	0
Jim Carey	40	0	0	0	6	E	0	0	0

Goaltender	GP	MIN	GA	SO	EN	GAA	W-L-T
Jim Carey	40	2,293	105	1	2	2.75	17-18-3
Olie Kolzig	29	1,645	71	2	6	2.59	8-15-4
Bill Ranford	18	1,009	46	0	1	2.74	8-7-2

* Indicates rookie

Date	Opponent	Result		Record	Pts
10/5	Chicago	L	2-5	0-1-0	0
10/8	@ Dallas	L	3-5	0-2-0	0
10/11	Tampa Bay	W	6-2	1-2-0	2
10/12	Los Angeles	L	3-4	1-3-0	2
10/18	Buffalo	L	1-4	1-4-0	2
10/19	@ Pittsburgh	L	1-2	1-5-0	2
10/23	@ NY Rangers	W	3-2	2-5-0	4
10/26	@ St. Louis	W	6-4	3-5-0	6
10/28	@ Colorado	L	0-1	3-6-0	6
10/30	Philadelphia	W	4-2	4-6-0	8
11/1	Pittsburgh	W	4-2	5-6-0	10
11/2	@ NY Islanders	L	1-6	5-7-0	10
11/6	@ Tampa Bay	W	2-1	6-7-0	12
11/7	@ Florida	L	2-4	6-8-0	12
11/9	NY Rangers	W	3-2	7-8-0	14
11/12	@ New Jersey	L	2-3*	7-9-0	14
11/14	@ Philadelphia	W	5-2	8-9-0	16
11/15	Montreal	W	3-1	9-9-0	18
11/18	@ Florida	W	4-2	10-9-0	20
11/19	Boston	T	2-2*	10-9-1	21
11/22	@ New Jersey	W	5-1	11-9-1	23
11/23	New Jersey	W	4-3	12-9-1	25
11/27	Ottawa	L	1-2	12-10-1	25
11/29	NY Islanders	L	0-2	12-11-1	25
11/30	@ Montreal	W	2-0	13-11-1	27
12/4	Detroit	L	0-2	13-12-1	27
12/6	Pittsburgh	L	3-5	13-13-1	27
12/7	@ NY Islanders	L	0-2	13-14-1	27
12/11	@ San Jose	L	2-3	13-15-1	27
12/13	@ Anaheim	L	4-5	13-16-1	27
12/14	@ Los Angeles	T	4-4*	13-16-2	28
12/17	@ Phoenix	L	3-4	13-17-2	28
12/20	San Jose	W	3-2	14-17-2	30
12/21	@ Boston	L	3-4	14-18-2	30
12/23	@ Tampa Bay	W	3-1	15-18-2	32
12/26	@ Detroit	L	4-5*	15-19-2	32
12/28	Florida	T	1-1*	15-19-3	33
12/30	@ Pittsburgh	L	3-5	15-20-3	33
1/1	Hartford	W	3-2*	16-20-3	35
1/3	Phoenix	W	3-0	17-20-3	37
1/4	@ Hartford	T	1-1*	17-20-4	38
1/9	NY Rangers	W	2-0	18-20-4	40
1/11	@ Philadelphia	T	3-3*	18-20-5	41
1/13	Toronto	W	6-3	19-20-5	43
1/15	@ Ottawa	L	1-5	19-21-5	43
1/20	@ Boston	W	3-2	20-21-5	45
1/22	NY Rangers	L	3-5	20-22-5	45
1/24	Dallas	L	2-5	20-23-5	45
1/26	Edmonton	L	1-3	20-24-5	45
1/29	Philadelphia	L	1-2	20-25-5	45
2/1	@ Florida	W	3-1	21-25-5	47
2/2	@ Buffalo	T	2-2*	21-25-6	48
2/7	@ Calgary	L	2-5	21-26-6	48
2/9	@ Edmonton	L	1-4	21-27-6	48
2/11	@ Vancouver	W	5-2	22-27-6	50
2/14	Tampa Bay	W	5-4*	23-27-6	52
2/15	@ Tampa Bay	L	1-4	23-28-6	52
2/18	Ottawa	L	1-6	23-29-6	52
2/22	@ Hartford	L	0-2	23-30-6	52
2/24	Boston	T	3-3*	23-30-7	53
2/26	@ Toronto	W	3-1	24-30-7	55
2/28	Anaheim	L	1-4	24-31-7	55
3/2	NY Islanders	L	0-2	24-32-7	55
3/4	Calgary	W	2-1	25-32-7	57
3/6	Colorado	W	6-3	26-32-7	59
3/9	@ Philadelphia	L	0-5	26-33-7	59
3/11	Vancouver	W	4-1	27-33-7	61
3/12	@ NY Rangers	L	2-3	27-34-7	61
3/15	@ New Jersey	L	2-3	27-35-7	61
3/16	Hartford	W	5-3	28-35-7	63
3/19	New Jersey	T	2-2*	28-35-8	64
3/21	Buffalo	L	1-4	28-36-8	64
3/22	@ Montreal	W	3-1	29-36-8	66
3/25	St. Louis	W	3-2	30-36-8	68
3/26	@ Chicago	L	3-5	30-37-8	68
3/29	Philadelphia	L	3-5	30-38-8	68
4/1	New Jersey	L	0-1	30-39-8	68
4/3	@ Ottawa	L	0-4	30-40-8	68
4/6	Florida	T	3-3*	30-40-9	69
4/10	Montreal	W	3-2	31-40-9	71
4/12	NY Islanders	W	6-2	32-40-9	73
4/13	@ Buffalo	W	8-3	33-40-9	75

* Denotes overtime game

1995-96

39-32-11, 89 points

	W	L	T	PTS
Home	21	15	5	47
Away	18	17	6	42
1st Half	20	17	4	44
2nd Half	19	15	7	45
October	7	3	0	14
November	4	8	2	10
December	7	4	1	15
January	5	6	2	12
February	6	4	3	15
March	7	4	3	17
April	3	3	0	6

Head Coach
Jim Schoenfeld

JIM CAREY

Player	GP	G	A	PTS	PIM	+/-	PP	SH	GW
Michal Pivonka	73	16	65	81	36	18	6	2	5
Peter Bondra	67	52	28	80	40	18	11	4	7
Joe Juneau	80	14	50	64	30	-3	7	2	2
Todd Krygier	76	15	33	48	82	-1	3	1	0
Washington	16	6	5	11	12	8	1	0	0
Steve Konowalchuk	70	23	22	45	92	13	7	1	3
Keith Jones	68	18	23	41	103	8	5	0	2
Sergei Gonchar	78	15	26	41	60	25	4	0	4
Sylvain Cote	81	5	33	38	40	5	3	0	2
Dale Hunter	82	13	24	37	112	5	4	0	3
Pat Peake	62	17	19	36	46	7	8	0	3
Calle Johansson	78	10	25	35	50	13	4	0	0
Kelly Miller	74	7	13	20	30	7	0	2	1
*Stefan Ustorf	48	7	10	17	14	8	0	0	1
Mark Tinordi	71	3	10	13	113	26	2	0	0
Craig Berube	50	2	10	12	151	1	1	0	1
*Ken Klee	66	8	3	11	60	-1	0	1	2
Mike Eagles	70	4	7	11	75	-1	0	0	0
Joe Reekie	78	3	7	10	149	7	0	0	0
*Jeff Nelson	33	0	7	7	16	3	0	0	0
*Andrew Brunette	11	3	3	6	0	5	0	0	1
Jim Johnson	66	2	4	6	34	-3	0	0	0
*Brendan Witt	48	2	3	5	85	-4	0	0	1
*Martin Gendron	20	2	1	3	8	-5	0	0	0
Kevin Kaminski	54	1	2	3	164	-1	0	0	0
*Jason Allison	19	0	3	3	2	-3	0	0	0
Steve Poapst	3	1	0	1	0	-1	0	0	1
Eric Charron	18	0	1	1	22	-3	0	0	0
Washington	4	0	1	1	4	3	0	0	0
Stewart Malgunas	30	0	1	1	32	-10	0	0	0
Washington	1	0	0	0	0	E	0	0	0
Jim Carey	71	0	1	1	6	E	0	0	0
*Nolan Baumgartner	1	0	0	0	0	-1	0	0	0
*Richard Zednik	1	0	0	0	0	E	0	0	0
Denis Chasse	3	0	0	0	5	-1	0	0	0
Olie Kolzig	18	0	0	0	2	E	0	0	0

Goaltender	GP	MIN	GA	SO	EN	GAA	W-L-T
Jim Carey	71	4,069	153	9	4	2.26	35-24-9
Olie Kolzig	18	897	46	0	1	3.08	4-8-2

* Indicates rookie

Date	Opponent	Result		Record	Pts
10/7	St. Louis	W	4-1	1-0-0	2
10/11	@ Philadelphia	L	1-2	1-1-0	2
10/13	Colorado	W	3-1	2-1-0	4
10/14	Tampa Bay	W	2-0	3-1-0	6
10/17	@ Dallas	W	4-3	4-1-0	8
10/18	@ Colorado	L	2-4	4-2-0	8
10/20	Los Angeles	L	4-7	4-3-0	8
10/26	@ Boston	W	4-2	5-3-0	10
10/28	@ Tampa Bay	W	4-2	6-3-0	12
10/29	@ St. Louis	W	3-1	7-3-0	14
11/1	Montreal	W	5-2	8-3-0	16
11/3	Florida	L	2-3	8-4-0	16
11/4	@ NY Islanders	W	3-2	9-4-0	18
11/7	Boston	L	3-4	9-5-0	18
11/10	@ Toronto	L	1-6	9-6-0	18
11/11	Chicago	L	1-4	9-7-0	18
11/14	Philadelphia	T	2-2*	9-7-1	19
11/17	Pittsburgh	L	2-3	9-8-1	19
11/18	@ Pittsburgh	L	0-3	9-9-1	19
11/21	San Jose	W	3-2	10-9-1	21
11/24	Tampa Bay	L	1-2	10-10-1	21
11/25	@ Hartford	W	4-2	11-10-1	23
11/29	@ Anaheim	T	2-2*	11-10-2	24
11/30	@ Los Angeles	L	2-3	11-11-2	24
12/2	@ San Jose	L	3-5	11-12-2	24
12/5	Florida	L	3-4	11-13-2	24
12/8	@ Buffalo	T	2-2*	11-13-3	25
12/10	@ Winnipeg	W	6-1	12-13-3	27
12/14	NY Islanders	W	4-3*	13-13-3	29
12/16	NY Rangers	W	3-2	14-13-3	31
12/18	@ NY Rangers	L	0-3	14-14-3	31
12/22	Edmonton	W	6-3	15-14-3	33
12/23	@ NY Islanders	L	1-3	15-15-3	33
12/26	Montreal	W	4-0	16-15-3	35
12/28	@ Florida	W	5-4	17-15-3	37
12/30	Hartford	W	3-0	18-15-3	39
1/1	Pittsburgh	W	4-2	19-15-3	41
1/3	@ Hartford	L	0-2	19-16-3	41
1/5	NY Rangers	T	4-4*	19-16-4	42
1/6	@ New Jersey	L	1-3	19-17-4	42
1/11	Ottawa	W	6-1	20-17-4	44
1/13	Detroit	L	2-4	20-18-4	44
1/16	Winnipeg	T	1-1*	20-18-5	45
1/17	@ Chicago	W	3-2	21-18-5	47
1/23	Florida	L	4-5	21-19-5	47
1/25	@ New Jersey	L	1-3	21-20-5	47
1/26	Buffalo	W	1-0	22-20-5	49
1/28	Philadelphia	W	3-2*	23-20-5	51
1/31	@ Montreal	L	3-5	23-21-5	51
2/1	@ Ottawa	W	4-2	24-21-5	53
2/3	NY Islanders	W	6-5*	25-21-5	55
2/7	@ Edmonton	W	2-1	26-21-5	57
2/8	@ Calgary	T	4-4*	26-21-6	58
2/10	@ Vancouver	T	4-4*	26-21-7	59
2/13	Calgary	W	3-2	27-21-7	61
2/15	@ Detroit	L	3-4	27-22-7	61
2/16	Toronto	W	4-3	28-22-7	63
2/18	@ New Jersey	L	0-3	28-23-7	63
2/22	@ Philadelphia	L	3-5	28-24-7	63
2/24	New Jersey	L	1-2	28-25-7	63
2/27 •	@ NY Rangers	W	5-3	29-25-7	65
2/29	@ Florida	T	2-2*	29-25-8	66
3/2	@ Boston	W	2-0	30-25-8	68
3/3	Philadelphia	W	3-0	31-25-8	70
3/9	NY Rangers	L	1-6	31-26-8	70
3/10	@ Tampa Bay	L	0-1	31-27-8	70
3/12	Vancouver	W	9-0	32-27-8	72
3/15	Boston	L	2-5	32-28-8	72
3/17	Dallas	W	2-1	33-28-8	74
3/19	Anaheim	L	1-2	33-29-8	74
3/21	@ Tampa Bay	T	3-3*	33-29-9	75
3/23	Hartford	T	2-2*	33-29-10	76
3/26	@ NY Islanders	W	7-1	34-29-10	78
3/27	@ Montreal	W	1-0*	35-29-10	80
3/29	Ottawa	W	5-0	36-29-10	82
3/31	Tampa Bay	T	1-1*	36-29-11	83
4/3	@ Buffalo	W	5-1	37-29-11	85
4/4	@ Pittsburgh	L	2-4	37-30-11	85
4/6	@ Ottawa	W	4-3	38-30-11	87
4/10	@ NY Rangers	W	4-1	39-30-11	89
4/11	New Jersey	L	2-3	39-31-11	89
4/13	Buffalo	L	2-3	39-32-11	89

• Postponed from January 8 due to snow
* Denotes overtime game

1994-95

22-18-8, 52 points

	W	L	T	PTS
Home	15	6	3	33
Away	7	12	5	19
1st Half	8	10	6	22
2nd Half	14	8	2	30
January	1	3	1	3
February	2	7	4	8
March	11	2	2	24
April	7	6	1	15
May	1	0	0	2

Head Coach
Jim Schoenfeld

SYLVAIN COTE

Player	GP	G	A	PTS	PIM	+/-	PP	SH	GW
Peter Bondra	47	34	9	43	24	9	12	6	3
Joe Juneau	44	5	38	43	8	-1	3	0	0
Michal Pivonka	46	10	23	33	50	3	4	2	2
Calle Johansson	46	5	26	31	35	-6	4	0	2
Dimitri Khristich	48	12	14	26	41	E	8	0	2
Steve Konowalchuk	46	11	14	25	44	7	3	3	3
Kelly Miller	48	10	13	23	6	5	2	0	1
Dale Hunter	45	8	15	23	101	-4	3	0	1
Keith Jones	40	14	6	20	65	-2	1	0	4
Sylvain Cote	47	5	14	19	53	2	1	0	2
Jim Johnson	47	0	13	13	43	6	0	0	0
Mark Tinordi	42	3	9	12	71	-5	2	0	1
Dave Poulin	29	4	5	9	10	2	0	2	0
Mike Eagles	40	3	4	7	48	-11	0	0	0
Washington	13	1	3	4	8	2	0	0	0
*Sergei Gonchar	31	2	5	7	22	4	0	0	0
Joe Reekie	48	1	6	7	97	10	0	0	0
Craig Berube	43	2	4	6	173	-5	0	0	0
Rob Pearson	32	0	6	6	96	-6	0	0	0
Igor Ulanov	22	1	4	5	29	1	0	0	0
*Ken Klee	23	3	1	4	41	2	0	0	0
Pat Peake	18	0	4	4	12	-6	0	0	0
*Martin Gendron	8	2	1	3	2	3	0	0	0
*Jason Allison	12	2	1	3	6	-3	2	0	0
John Slaney	16	0	3	3	6	-3	0	0	0
*Kevin Kaminski	27	1	1	2	102	-6	0	0	1
*Jeff Nelson	10	1	0	1	2	-2	0	0	0
*Byron Dafoe	4	0	0	0	0	E	0	0	0
*Olie Kolzig	14	0	0	0	4	E	0	0	0
*Jim Carey	28	0	0	0	0	E	0	0	0
Randy Burridge	2	0	0	0	2	E	0	0	0
Rick Tabaracci	8	0	1	1	2	E	0	0	0

Goaltender	GP	MIN	GA	SO	EN	GAA	W-L-T
*Jim Carey	28	1,604	57	4	2	2.13	18-6-3
Rick Tabaracci	8	394	16	0	0	2.44	1-3-2
*Olie Kolzig	14	724	30	0	4	2.49	2-8-2
*Byron Dafoe	4	187	11	0	0	3.53	1-1-1

* Indicates rookie

Date	Opponent	Result		Record	Pts
1/21	@ Hartford	T	1-1*	0-0-1	1
1/24	@ Quebec	L	1-5	0-1-1	1
1/25	@ Montreal	L	0-2	0-2-1	1
1/27	NY Islanders	W	5-2	1-2-1	3
1/29	Pittsburgh	L	1-4	1-3-1	3
2/2	Buffalo	L	0-1	1-4-1	3
2/4	Florida	W	3-2	2-4-1	5
2/7	@ Buffalo	L	1-2	2-5-1	5
2/8	@ NY Rangers	L	4-5	2-6-1	5
2/11	@ Boston	T	1-1*	2-6-2	6
2/13	@ Philadelphia	L	3-5	2-7-2	6
2/15	@ New Jersey	L	2-4	2-8-2	6
2/18	Quebec	W	4-2	3-8-2	8
2/20	New Jersey	L	0-2	3-9-2	8
2/23	@ Ottawa	T	5-5*	3-9-3	9
2/25	@ New Jersey	T	3-3*	3-9-4	10
2/26	Tampa Bay	T	1-1*	3-9-5	11
2/28	@ Philadelphia	L	2-4	3-10-5	11
3/2	@ NY Islanders	W	4-3	4-10-5	13
3/4	Montreal	W	5-1	5-10-5	15
3/5	NY Rangers	W	4-2	6-10-5	17
3/7	@ Boston	W	3-1	7-10-5	19
3/10	Ottawa	T	2-2*	7-10-6	20
3/12	Tampa Bay	W	3-1	8-10-6	22
3/13	@ Tampa Bay	W	3-0	9-10-6	24
3/16	@ Florida	L	1-5	9-11-6	24
3/18	NY Rangers	W	4-1	10-11-6	26
3/20	@ Hartford	W	5-0	11-11-6	28
3/21	Ottawa	W	1-0	12-11-6	30
3/25	Philadelphia	T	2-2*	12-11-7	31
3/26	Hartford	L	3-4*	12-12-7	31
3/29	@ Tampa Bay	W	4-2	13-12-7	33
3/31	Quebec	W	6-4	14-12-7	35
4/2	Boston	W	2-1	15-12-7	37
4/4	@ NY Islanders	W	5-4	16-12-7	39
4/8	Philadelphia	L	1-3	16-13-7	39
4/11	@ Pittsburgh	L	1-3	16-14-7	39
4/12	New Jersey	L	1-2	16-15-7	39
4/14	Florida	W	3-0	17-15-7	41
4/16	@ Quebec	L	2-4	17-16-7	41
4/17	@ Montreal	L	2-5	17-17-7	41
4/21	Hartford	W	6-3	18-17-7	43
4/22	@ Pittsburgh	W	2-1	19-17-7	45
4/24	@ NY Rangers	L	4-5	19-18-7	45
4/26	NY Islanders	W	6-5	20-18-7	47
4/28	Buffalo	W	5-1	21-18-7	49
4/30	@ Florida	T	2-2*	21-18-8	50
5/2	Pittsburgh	W	7-2	22-18-8	52

* Denotes overtime game

1993-94

39-35-10, 88 points

	W	L	T	PTS
Home	17	15	9	43
Away	21	19	1	43
Neutral	1	1	0	2
1st Half	19	19	4	42
2nd Half	20	16	6	46
October	6	7	0	12
November	4	6	1	9
December	7	4	2	16
January	5	7	1	11
February	9	2	2	20
March	4	6	4	12
April	4	3	0	8

Head Coach

Terry Murray: 20-23-4
Jim Schoenfeld (Jan. 27): 19-12-6

KELLY MILLER

Player	GP	G	A	PTS	PIM	+/-	PP	SH	GW
Joe Juneau	74	19	66	85	41	11	6	0	2
Washington	11	5	8	13	6	E	2	0	0
Mike Ridley	81	26	44	70	24	15	10	2	4
Dimitri Khristich	83	29	29	58	73	-2	10	0	4
Sylvain Cote	84	16	35	51	66	30	3	2	2
Michal Pivonka	82	14	36	50	38	2	5	0	4
Al Iafrate	67	10	35	45	143	10	4	0	3
Peter Bondra	69	24	19	43	40	22	4	0	2
Randy Burridge	78	25	17	42	73	-1	8	1	5
Calle Johansson	84	9	33	42	59	3	4	0	1
Kevin Hatcher	72	16	24	40	108	-13	6	0	3
Kelly Miller	84	14	25	39	32	8	0	1	3
Dale Hunter	52	9	29	38	131	-4	1	0	1
Keith Jones	68	16	19	35	149	4	5	0	1
Todd Krygier	66	12	18	30	60	-4	0	1	3
*Pat Peake	49	11	18	29	39	1	3	0	1
Steve Konowalchuk	62	12	14	26	33	9	0	0	0
Dave Poulin	63	6	19	25	52	-1	0	1	0
Joe Reekie	85	1	16	17	156	15	0	0	0
Washington	12	0	5	5	29	7	0	0	0
*John Slaney	47	7	9	16	27	3	3	0	1
Craig Berube	84	7	7	14	305	-4	0	0	0
Alan May	43	4	7	11	97	-2	0	0	0
Shawn Anderson	50	0	9	9	12	-1	0	0	0
Jim Johnson	61	0	7	7	63	-7	0	0	0
Washington	8	0	0	0	12	-1	0	0	0
*Kevin Kaminski	13	0	5	5	87	2	0	0	0
Jason Woolley	10	1	2	3	4	2	0	0	0
Pat Elynuik	4	1	1	2	0	-3	1	0	0
Enrico Ciccone	46	1	1	2	174	-2	0	0	0
*Todd Nelson	2	1	0	1	2	1	1	0	1
Brian Curran	26	1	0	1	61	-2	0	0	0
*Jason Allison	2	0	1	1	0	1	0	0	0
Don Beaupre	53	0	1	1	16	E	0	0	0
Tim Bergland	3	0	0	0	4	-1	0	0	0
*Byron Dafoe	5	0	0	0	0	E	0	0	0
Keith Acton	6	0	0	0	21	-4	0	0	0
*Olie Kolzig	7	0	0	0	0	E	0	0	0
Rick Tabaracci	32	0	0	0	6	E	0	0	0

Goaltender	GP	MIN	GA	SO	EN	GAA	W-L-T
Don Beaupre	53	2,853	135	2	3	2.84	24-16-8
Rick Tabaracci	32	1,770	91	2	0	3.08	13-14-2
*Byron Dafoe	5	230	13	0	0	3.39	2-2-0
*Olie Kolzig	7	224	20	0	1	5.36	0-3-0

* Indicates rookie

Date	Opponent	Result		Record	Pts
10/6	@ Winnipeg	L	4-6	0-1-0	0
10/8	New Jersey	L	3-6	0-2-0	0
10/9	@ New Jersey	L	4-6	0-3-0	0
10/11	@ NY Rangers	L	2-5	0-4-0	0
10/13	@ Toronto	L	1-7	0-5-0	0
10/15	Philadelphia	L	0-3	0-6-0	0
10/16	Buffalo	W	4-3	1-6-0	2
10/22	Los Angeles	W	6-3	2-6-0	4
10/24	@ Edmonton	W	3-2*	3-6-0	6
10/25	@ Calgary	L	2-3*	3-7-0	6
10/27	@ Vancouver	W	4-2	4-7-0	8
10/29	@ Anaheim	W	5-2	5-7-0	10
10/30	@ San Jose	W	4-2	6-7-0	12
11/5	Vancouver	W	3-2	7-7-0	14
11/9	Quebec	W	2-1	8-7-0	16
11/11	@ Tampa Bay	W	4-1	9-7-0	18
11/13	NY Rangers	L	0-2	9-8-0	18
11/16	San Jose	L	1-2	9-9-0	18
11/18	@ Pittsburgh	L	2-3	9-10-0	18
11/20	@ Florida	L	3-4	9-11-0	18
11/24	St. Louis	W	5-2	10-11-0	20
11/26	Pittsburgh	T	4-4*	10-11-1	21
11/28	@ NY Rangers	L	1-3	10-12-1	21
11/30	@ NY Islanders	L	4-6	10-13-1	21
12/3	Montreal	T	2-2*	10-13-2	22
12/4	@ Ottawa	W	6-1	11-13-2	24
12/7	Hartford	L	1-6	11-14-2	24
12/9	@ Philadelphia	W	4-2	12-14-2	26
12/11	@ Montreal	W	5-3	13-14-2	28
12/13	@ Quebec	L	3-5	13-15-2	28
12/17	Ottawa	W	11-2	14-15-2	30
12/18	@ Hartford	L	1-4	14-16-2	30
12/21	@ Philadelphia	W	4-1	15-16-2	32
12/23	NY Rangers	L	0-1	15-17-2	32
12/26	Pittsburgh	W	7-3	16-17-2	34
12/28	Florida	T	3-3*	16-17-3	35
12/30	Anaheim	W	3-0	17-17-3	37
1/1	Tampa Bay	T	5-5*	17-17-4	38
1/2	@ Boston	L	2-8	17-18-4	38
1/8	Chicago	W	4-1	18-18-4	40
1/9	@ New Jersey	W	4-0	19-18-4	42
1/11	Toronto	L	1-2	19-19-4	42
1/14	New Jersey	L	2-5	19-20-4	42
1/15	@ Quebec	W	4-0	20-20-4	44
1/17	@ Montreal	L	1-3	20-21-4	44
1/19	@ Florida	L	1-5	20-22-4	44
1/25	Boston	L	1-3	20-23-4	44
1/27	@ Buffalo	L	2-7	20-24-4	44
1/29	@ Philadelphia	W	4-2	21-24-4	46
1/30	Detroit	W	6-3	22-24-4	48
2/2 #	Philadelphia	W	5-2	23-24-4	50
2/4	Montreal	L	0-4	23-25-4	50
2/5	Tampa Bay	W	6-3	24-25-4	52
2/7	@ NY Rangers	W	4-1	25-25-4	54
2/10	@ St. Louis	W	4-3	26-25-4	56
2/12	@ Los Angeles	W	6-1	27-25-4	58
2/15	Edmonton	T	2-2*	27-25-5	59
2/18	NY Islanders	W	3-1	28-25-5	61
2/20	Buffalo	T	3-3*	28-25-6	62
2/21	@ NY Islanders	L	0-4	28-26-6	62
2/24	@ Florida	W	2-1	29-26-6	64
2/26	Florida	W	4-2	30-26-6	66
2/27	@ Hartford	W	3-1	31-26-6	68
3/1	Tampa Bay	L	3-4	31-27-6	68
3/4	Philadelphia	T	3-3*	31-27-7	69
3/6	Calgary	T	4-4*	31-27-8	70
3/7	@ Boston	L	3-6	31-28-8	70
3/9 ##	NY Rangers	L	5-7	31-29-8	70
3/12	Quebec	L	3-4	31-30-8	70
3/15	@ Pittsburgh	W	5-4*	32-30-8	72
3/18	@ Dallas	L	2-6	32-31-8	72
3/20	@ Tampa Bay	W	3-0	33-31-8	74
3/22	Hartford	W	4-1	34-31-8	76
3/25	@ Detroit	T	2-2*	34-31-9	77
3/27	Boston	L	4-6	34-32-9	77
3/29	NY Islanders	T	2-2*	34-32-10	78
3/31	@ Chicago	W	6-3	35-32-10	80
4/1	New Jersey	W	2-1	36-32-10	82
4/3	Dallas	L	3-6	36-33-10	82
4/5	NY Islanders	L	3-4*	36-34-10	82
4/6	@ Ottawa	L	5-6	36-35-10	82
4/9	Ottawa	W	8-4	37-35-10	84
4/12	Winnipeg	W	4-3	38-35-10	86
4/14	@ Buffalo	W	3-2	39-35-10	88

* Denotes overtime game
# Cleveland, Ohio | ## Halifax, Nova Scotia

1992-93

43-34-7, 93 points

	W	L	T	PTS
Home	20	15	6	46
Away	21	19	1	43
Neutral	2	0	0	4
1st Half	21	17	4	46
2nd Half	22	17	3	47
October	4	8	0	8
November	7	5	2	16
December	9	3	1	19
January	5	5	3	13
February	7	3	0	14
March	7	6	1	15
April	4	4	0	8

Head Coach
Terry Murray

MIKE RIDLEY

Player	GP	G	A	PTS	PIM	+/-	PP	SH	GW
Peter Bondra	83	37	48	85	70	8	10	0	7
Mike Ridley	84	26	56	82	44	5	6	2	3
Kevin Hatcher	83	34	45	79	114	-7	13	1	6
Dale Hunter	84	20	59	79	198	3	10	0	2
Michal Pivonka	69	21	53	74	66	14	6	1	5
Dimitri Khristich	64	31	35	66	28	29	9	1	1
Al Iafrate	81	25	41	66	169	15	11	1	4
Pat Elynuik	80	22	35	57	66	3	8	0	1
Sylvain Cote	77	21	29	50	34	28	8	2	3
Kelly Miller	84	18	27	45	32	-2	3	0	3
Calle Johansson	77	7	38	45	56	3	6	0	0
Bob Carpenter	68	11	17	28	65	-16	2	0	0
*Keith Jones	71	12	14	26	124	18	0	0	3
Todd Krygier	77	11	12	23	60	-13	0	2	0
Paul Cavallini	82	6	12	18	56	6	1	0	0
Washington	71	5	8	13	46	3	0	0	0
Paul MacDermid	72	9	8	17	80	-13	1	0	3
Alan May	83	6	10	16	268	1	0	0	1
*Steve Konowalchuk	36	4	7	11	16	4	1	0	1
Shawn Anderson	60	2	6	8	18	-2	1	0	0
*Reggie Savage	16	2	3	5	12	-4	2	0	0
Jim Hrivnak	27	0	3	3	0	E	0	0	0
Kevin Miller	10	0	3	3	35	-4	0	0	0
Jeff Greenlaw	16	1	1	2	18	-3	0	0	0
*Jason Woolley	26	0	2	2	10	3	0	0	0
Don Beaupre	58	0	1	1	20	E	0	0	0
*Brad Schlegel	7	0	1	1	6	1	0	0	0
*Bob Babcock	1	0	0	0	2	E	0	0	0
*Byron Dafoe	1	0	0	0	0	E	0	0	0
*Olie Kolzig	1	0	0	0	0	E	0	0	0
Randy Burridge	4	0	0	0	0	1	0	0	0
Mark Hunter	7	0	0	0	14	1	0	0	0
Rod Langway	21	0	0	0	20	-13	0	0	0
Rick Tabaracci	25	0	0	0	14	E	0	0	0
Washington	6	0	0	0	4	E	0	0	0

Goaltender	GP	MIN	GA	SO	EN	GAA	W-L-T
Don Beaupre	58	3,282	181	1	7	3.31	27-23-5
Jim Hrivnak	27	1,421	83	0	2	3.50	13-9-2
Rick Tabaracci	25	1,302	80	2	0	3.69	8-12-0
Washington	6	343	10	2	1	1.75	3-2-0
*Olie Kolzig	1	20	2	0	0	6.00	0-0-0
*Byron Dafoe	1	1	0	0	0	0.00	0-0-0

* Indicates rookie

Date	Opponent	Result		Record	Pts
10/6	@ Toronto	W	6-5	1-0-0	2
10/9	NY Rangers	L	2-4	1-1-0	2
10/10	Philadelphia	L	2-4	1-2-0	2
10/12	@ New Jersey	L	2-4	1-3-0	2
10/16	Ottawa	W	5-1	2-3-0	4
10/17	Buffalo	W	6-4	3-3-0	6
10/21	@ NY Rangers	L	1-2	3-4-0	6
10/23	NY Islanders	L	2-5	3-5-0	6
10/26	@ Winnipeg	L	2-6	3-6-0	6
10/28	@ Vancouver	L	3-4	3-7-0	6
10/30	@ Calgary	W	3-1	4-7-0	8
10/31	@ Edmonton	L	2-4	4-8-0	8
11/3 #	Chicago	W	4-1	5-8-0	10
11/6	Tampa Bay	T	2-2*	5-8-1	11
11/7	@ Hartford	W	6-2	6-8-1	13
11/11	@ NY Rangers	W	7-4	7-8-1	15
11/13	@ New Jersey	L	0-3	7-9-1	15
11/14	New Jersey	L	3-4*	7-10-1	15
11/18	Minnesota	L	4-5	7-11-1	15
11/20	Detroit	L	5-7	7-12-1	15
11/22	@ Quebec	W	6-4	8-12-1	17
11/23	@ Montreal	T	1-1*	8-12-2	18
11/25	Boston	W	6-2	9-12-2	20
11/27	Pittsburgh	W	6-4	10-12-2	22
11/28	@ Pittsburgh	L	3-5	10-13-2	22
11/30	@ Detroit	W	4-1	11-13-2	24
12/4	NY Rangers	W	8-4	12-13-2	26
12/5	@ NY Islanders	W	5-3	13-13-2	28
12/7	@ Ottawa	W	6-5	14-13-2	30
12/9	@ New Jersey	W	6-2	15-13-2	32
12/11	Winnipeg	W	8-6	16-13-2	34
12/12	@ Philadelphia	W	5-2	17-13-2	36
12/16	@ Hartford	L	3-6	17-14-2	36
12/18	Hartford	W	4-3	18-14-2	38
12/19	@ Boston	L	3-4	18-15-2	38
12/21	@ Ottawa	W	4-3	19-15-2	40
12/23	@ Buffalo	L	1-4	19-16-2	40
12/26	Philadelphia	T	5-5*	19-16-3	41
12/29	NY Rangers	W	4-3*	20-16-3	43
1/1	New Jersey	W	9-2	21-16-3	45
1/2	Chicago	T	2-2*	21-16-4	46
1/7	@ Philadelphia	L	2-8	21-17-4	46
1/9	Edmonton	W	4-3	22-17-4	48
1/13	@ NY Rangers	L	4-5	22-18-4	48
1/14	@ NY Islanders	W	3-0	23-18-4	50
1/17	@ Tampa Bay	W	5-3	24-18-4	52
1/21	@ Chicago	L	2-6	24-19-4	52
1/23	Ottawa	W	6-4	25-19-4	54
1/26	@ Pittsburgh	L	3-6	25-20-4	54
1/27	@ Buffalo	L	3-4	25-21-4	54
1/29	Quebec	T	3-3*	25-21-5	55
1/31	Pittsburgh	T	2-2*	25-21-6	56
2/2	Calgary	L	4-6	25-22-6	56
2/9	@ Minnesota	W	3-2	26-22-6	58
2/11	@ St. Louis	W	10-6	27-22-6	60
2/13	@ Los Angeles	W	10-3	28-22-6	62
2/16	@ San Jose	W	4-3	29-22-6	64
2/20	Los Angeles	W	7-3	30-22-6	66
2/21	St. Louis	W	5-2	31-22-6	68
2/23	@ NY Islanders	W	4-2	32-22-6	70
2/27	@ Boston	L	4-5*	32-23-6	70
2/28	Pittsburgh	L	2-4	32-24-6	70
3/2	Vancouver	T	3-3*	32-24-7	71
3/5	Philadelphia	L	0-3	32-25-7	71
3/7	NY Islanders	L	2-3	32-36-7	71
3/9	Toronto	W	3-1	33-26-7	73
3/11	@ Philadelphia	L	4-6	33-27-7	73
3/16 ##	@ Detroit	W	4-2	34-27-7	75
3/18	@ Pittsburgh	L	5-7	34-28-7	75
3/19	Hartford	W	5-2	35-28-7	77
3/21	San Jose	W	5-3	36-28-7	79
3/23	Quebec	W	5-1	37-28-7	81
3/25 •	@ NY Islanders	W	5-2	38-28-7	83
3/27	New Jersey	L	2-5	38-29-7	83
3/28	Pittsburgh	L	1-4	38-30-7	83
3/30	Buffalo	W	4-1	39-30-7	85
4/2	Montreal	W	4-0	40-30-7	87
4/4	NY Rangers	L	0-4	40-31-7	87
4/6	NY Islanders	L	2-3	40-32-7	87
4/8	@ Philadelphia	L	3-4	40-33-7	87
4/10	New Jersey	L	3-5	40-34-7	87
4/12	@ Montreal	W	3-2*	41-34-7	89
4/14	@ NY Rangers	W	2-0	42-34-7	91
4/16 ••	NY Rangers	W	4-2	43-34-7	93

Indianapolis ## Milwaukee, Wis.
• Postponed from March 14 due to snow
•• Postponed from March 13 due to snow
* Denotes overtime game

1991-92

45-27-8, 98 points

	W	L	T	PTS
Home	25	12	3	53
Away	20	15	5	45
1st Half	26	13	1	53
2nd Half	19	14	7	45
October	9	3	0	18
November	9	5	0	18
December	7	5	1	15
January	4	4	3	11
February	8	4	2	18
March	7	5	1	15
April	1	1	1	3

Head Coach
Terry Murray

DALE HUNTER

Player	GP	G	A	PTS	PIM	+/-	PP	SH	GW
Michal Pivonka	80	23	57	80	47	10	7	4	2
Dale Hunter	80	28	50	78	205	-2	13	0	4
Dino Ciccarelli	78	38	38	76	78	-10	13	0	7
Dimitri Khristich	80	36	37	73	35	24	14	1	7
Mike Ridley	80	29	40	69	38	3	5	5	3
Randy Burridge	66	23	44	67	50	-4	9	0	3
Peter Bondra	71	28	28	56	42	16	4	0	3
Calle Johansson	80	14	42	56	49	2	5	2	2
Kevin Hatcher	79	17	37	54	105	18	8	1	2
Kelly Miller	78	14	38	52	49	20	0	1	3
Al Iafrate	78	17	34	51	180	1	6	0	1
Sylvain Cote	78	11	29	40	31	7	6	0	2
John Druce	67	19	18	37	39	14	1	0	3
Todd Krygier	67	13	17	30	107	-1	1	0	1
Paul MacDermid	74	12	16	28	194	-6	2	0	2
Washington	15	2	5	7	43	2	0	0	0
Alan May	75	6	9	15	221	-7	0	0	1
Rod Langway	64	0	13	13	22	11	0	0	0
Mike Lalor	64	5	7	12	64	14	0	0	1
Dave Tippett	30	2	10	12	16	2	0	0	0
Nick Kypreos	65	4	6	10	206	-3	0	0	0
Tim Bergland	22	1	4	5	2	-3	0	0	0
Jeff Greenlaw	5	0	1	1	34	-1	0	0	0
*Brad Schlegel	15	0	1	1	0	-4	0	0	0
Mike Liut	21	0	1	1	2	E	0	0	0
*Jason Woolley	1	0	0	0	0	1	0	0	0
*Steve Konowalchuk	1	0	0	0	0	E	0	0	0
Shawn Chambers	2	0	0	0	2	-3	0	0	0
Jim Hrivnak	12	0	0	0	0	E	0	0	0
Ken Sabourin	19	0	0	0	48	-5	0	0	0
Don Beaupre	54	0	0	0	30	E	0	0	0

Goaltender	GP	MIN	GA	SO	EN	GAA	W-L-T
Don Beaupre	54	3,108	166	1	2	3.20	29-17-6
Mike Liut	21	1,123	70	1	1	3.74	10-7-2
Jim Hrivnak	12	605	35	0	1	3.47	6-3-0

* Indicates rookie

Date	Opponent	Result		Record	Pts
10/4	Philadelphia	W	5-2	1-0-0	2
10/5	Buffalo	W	3-1	2-0-0	4
10/9	@ Toronto	W	5-4	3-0-0	6
10/11	NY Rangers	W	5-1	4-0-0	8
10/12	Chicago	L	2-7	4-1-0	8
10/14	@ NY Rangers	W	5-3	5-1-0	10
10/18	New Jersey	W	6-5	6-1-0	12
10/19	@ New Jersey	W	5-1	7-1-0	14
10/23	@ Edmonton	W	6-5	8-1-0	16
10/24	@ Vancouver	L	1-3	8-2-0	16
10/27	@ Winnipeg	L	5-6	8-3-0	16
10/29	@ Pittsburgh	W	8-0	9-3-0	18
11/1	Toronto	W	4-0	10-3-0	20
11/2	@ NY Islanders	W	7-4	11-3-0	22
11/8	Detroit	L	4-5	11-4-0	22
11/10	@ Quebec	W	10-3	12-4-0	24
11/11	@ Montreal	W	4-2	13-4-0	26
11/13	@ NY Rangers	W	5-3	14-4-0	28
11/15	Pittsburgh	W	6-2	15-4-0	30
11/20	@ New Jersey	L	5-6*	15-5-0	30
11/22	Boston	W	6-3	16-5-0	32
11/23	@ Hartford	W	3-2	17-5-0	34
11/25	@ Detroit	L	4-5	17-6-0	34
11/27	Montreal	W	3-1	18-6-0	36
11/29	NY Islanders	L	2-3	18-7-0	36
11/30	@ NY Islanders	L	1-8	18-8-0	36
12/5	@ Philadelphia	W	6-3	19-8-0	38
12/7	@ Minnesota	W	4-2	20-8-0	40
12/8	@ Winnipeg	L	3-4	20-9-0	40
12/10	Calgary	W	4-1	21-9-0	42
12/13	NY Rangers	L	3-5	21-10-0	42
12/14	@ Pittsburgh	W	7-2	22-10-0	44
12/17	Quebec	W	3-1	23-10-0	46
12/18	@ Buffalo	T	2-2*	23-10-1	47
12/20	Toronto	W	4-3	24-10-1	49
12/22	@ Philadelphia	L	3-4*	24-11-1	49
12/26	NY Rangers	L	6-8	24-12-1	49
12/28	Pittsburgh	L	2-6	24-13-1	49
12/29	@ New Jersey	W	4-3	25-13-1	51
1/1	NY Islanders	W	8-5	26-13-1	53
1/3	Vancouver	T	3-3*	26-13-2	54
1/4	@ Hartford	T	2-2*	26-13-3	55
1/7	Minnesota	L	3-5	26-14-3	55
1/10	Los Angeles	W	7-4	27-14-3	57
1/12	@ Chicago	L	2-4	27-15-3	57
1/14	@ St. Louis	W	6-1	28-15-3	59
1/16	@ Los Angeles	T	2-2*	28-15-4	60
1/24	New Jersey	L	2-5	28-16-4	60
1/26	Pittsburgh	W	6-4	29-16-4	62
1/28	@ Philadelphia	L	2-3	29-17-4	62
2/1	Calgary	W	5-2	30-17-4	64
2/4	@ Buffalo	L	3-7	30-18-4	64
2/5	@ Detroit	L	1-4	30-19-4	64
2/7	NY Rangers	W	6-2	31-19-4	66
2/9	San Jose	W	6-2	32-19-4	68
2/11	@ Quebec	W	4-3	33-19-4	70
2/13	@ Calgary	T	4-4*	33-19-5	71
2/15	@ Los Angeles	L	3-6	33-20-5	71
2/18	@ San Jose	W	4-2	34-20-5	73
2/22	Philadelphia	W	7-5	35-20-5	75
2/23	@ NY Islanders	W	4-1	36-20-5	77
2/25	Pittsburgh	W	5-3	37-20-5	79
2/27	@ St. Louis	L	3-7	37-21-5	79
2/29	@ Boston	T	5-5*	37-21-6	80
3/1	Boston	L	1-4	37-22-6	80
3/3	Minnesota	L	1-3	37-23-6	80
3/6	Winnipeg	T	3-3*	37-23-7	81
3/7	New Jersey	W	3-2*	38-23-7	83
3/9	@ NY Rangers	W	5-2	39-23-7	85
3/14	@ Philadelphia	L	1-3	39-24-7	85
3/15	NY Islanders	W	5-2	40-24-7	87
3/17	St. Louis	W	6-4	41-24-7	89
3/20	Philadelphia	L	6-7	41-25-7	89
3/22	Edmonton	W	6-2	42-25-7	91
3/24	Hartford	L	2-8	42-26-7	91
3/27	Montreal	W	4-3	43-26-7	93
3/29	Vancouver	W	7-4	44-26-7	95
4/12	@ New Jersey	W	4-3*	45-26-7	97
4/13	NY Islanders	T	1-1*	45-26-8	98
4/15	@ Pittsburgh	L	1-4	45-27-8	98

* Denotes overtime game

1990-91

37-36-7, 81 points

	W	L	T	PTS
Home	21	14	5	47
Away	16	22	2	34
1st Half	18	21	1	37
2nd Half	19	15	6	44
October	7	7	0	14
November	7	7	0	14
December	4	8	1	9
January	6	5	2	14
February	4	5	2	10
March	9	4	2	20

Head Coach
Terry Murray

KEVIN HATCHER

Player	GP	G	A	PTS	PIM	+/-	PP	SH	GW
Kevin Hatcher	79	24	50	74	69	-10	9	2	3
Mike Ridley	79	23	48	71	26	9	6	5	4
Michal Pivonka	79	20	50	70	34	3	6	0	4
John Druce	80	22	36	58	46	4	7	1	4
Calle Johansson	80	11	41	52	23	-2	2	1	2
Kelly Miller	80	24	26	50	29	10	4	2	3
Dale Hunter	76	16	30	46	234	-22	9	0	2
Dino Ciccarelli	54	21	18	39	66	-17	2	0	2
Al Iafrate	72	9	23	32	237	-16	2	0	1
Washington	30	6	8	14	124	-1	0	1	1
Stephen Leach	68	11	19	30	99	-9	4	0	1
*Peter Bondra	54	12	16	28	47	-10	4	0	1
*Dimitri Khristich	40	13	14	27	21	-1	1	0	0
*Mikhail Tatarinov	65	8	15	23	82	-4	3	1	1
Bob Rouse	47	5	15	20	65	-7	1	0	0
Nick Kypreos	79	9	9	18	196	-4	0	0	3
Dave Tippett	61	6	9	15	24	-13	0	0	2
Tim Bergland	47	5	9	14	21	-1	0	0	0
Peter Zezel	20	7	5	12	10	-13	6	0	0
Alan May	67	4	6	10	264	-10	0	0	0
*Ken Sabourin	44	2	7	9	117	15	0	0	0
Washington	28	1	4	5	81	6	0	0	0
Rod Langway	56	1	7	8	24	12	0	0	0
Bob Joyce	17	3	3	6	8	3	0	0	1
Mike Lalor	68	1	5	6	61	-23	0	0	0
Chris Felix	8	0	4	4	0	E	0	0	0
Rob Murray	17	0	3	3	19	E	0	0	0
*Jeff Greenlaw	10	2	0	2	10	1	0	0	1
Alfie Turcotte	6	1	1	2	0	-1	0	0	1
*John Purves	7	1	0	1	0	-3	0	0	1
Joel Quenneville	9	1	0	1	0	-8	0	0	0
*Mark Ferner	7	0	1	1	4	-2	0	0	0
*Bob Babcock	1	0	0	0	0	E	0	0	0
*Ken Lovsin	1	0	0	0	0	-2	0	0	0
*Kent Paynter	1	0	0	0	15	E	0	0	0
*Reggie Savage	1	0	0	0	0	-1	0	0	0
*Steve Seftel	4	0	0	0	2	-2	0	0	0
*Steve Maltais	7	0	0	0	2	-1	0	0	0
*Jim Hrivnak	9	0	0	0	0	E	0	0	0
John Kordic	10	0	0	0	110	1	0	0	0
Washington	7	0	0	0	101	1	0	0	0
Mike Liut	35	0	0	0	0	E	0	0	0
Don Beaupre	45	0	0	0	18	E	0	0	0

Goaltender	GP	MIN	GA	SO	EN	GAA	W-L-T
Don Beaupre	45	2,572	113	5	3	2.64	20-18-3
Mike Liut	35	1,834	114	0	2	3.73	13-16-3
Jim Hrivnak	9	432	26	0	0	3.61	4-2-1

* Indicates rookie

Date	Opponent	Result		Record	Pts
10/5	Pittsburgh	L	4-7	0-1-0	0
10/6	Detroit	W	6-4	1-1-0	2
10/10	@ NY Rangers	L	2-4	1-2-0	2
10/12	Winnipeg	W	3-1	2-2-0	4
10/13	NY Rangers	L	2-5	2-3-0	4
10/15	@ Montreal	L	1-3	2-4-0	4
10/17	@ New Jersey	L	2-3	2-5-0	4
10/19	NY Islanders	W	4-3	3-5-0	6
10/20	New Jersey	W	4-0	4-5-0	8
10/23	@ Philadelphia	W	6-2	5-5-0	10
10/25	@ Chicago	L	2-3*	5-6-0	10
10/27	@ Calgary	L	4-9	5-7-0	10
10/28	@ Edmonton	W	1-0	6-7-0	12
10/30	@ Vancouver	W	2-1	7-7-0	14
11/2	Los Angeles	W	4-3	8-7-0	16
11/3	@ NY Islanders	W	5-2	9-7-0	18
11/6	@ Quebec	W	4-1	10-7-0	20
11/10	Buffalo	L	2-4	10-8-0	20
11/11	Boston	L	3-5	10-9-0	20
11/14	@ Toronto	L	3-5	10-10-0	20
11/16	Chicago	L	3-4	10-11-0	20
11/17	@ Hartford	L	2-4	10-12-0	20
11/19	@ Detroit	W	3-2*	11-12-0	22
11/21	Toronto	W	5-3	12-12-0	24
11/23	Pittsburgh	W	7-3	13-12-0	26
11/24	@ Pittsburgh	L	2-3*	13-13-0	26
11/28	@ NY Rangers	W	6-3	14-13-0	28
11/30	Montreal	L	3-4	14-14-0	28
12/1	@ NY Islanders	W	3-1	15-14-0	30
12/5	@ Pittsburgh	W	3-1	16-14-0	32
12/7	New Jersey	W	5-2	17-14-0	34
12/8	@ New Jersey	L	2-4	17-15-0	34
12/11	Philadelphia	W	4-1	18-15-0	36
12/15	Hartford	L	2-3	18-16-0	36
12/17	@ NY Rangers	L	3-5	18-17-0	36
12/19	@ Chicago	L	2-3	18-18-0	36
12/20	@ St. Louis	T	3-3*	18-18-1	37
12/22	Toronto	L	2-5	18-19-1	37
12/26	Pittsburgh	L	3-7	18-20-1	37
12/28	NY Rangers	L	3-5	18-21-1	37
12/29	@ Quebec	L	3-4	18-22-1	37
1/1	New Jersey	W	4-3	19-22-1	39
1/4	Philadelphia	T	3-3*	19-22-2	40
1/5	@ Boston	W	5-3	20-22-2	42
1/11	Calgary	W	4-2	21-22-2	44
1/12	@ Montreal	L	1-4	21-23-2	44
1/15	@ St Louis	L	3-7	21-24-2	44
1/17	@ Minnesota	L	2-5	21-25-2	44
1/22	@ Detroit	W	2-1*	22-25-2	46
1/24	@ Philadelphia	L	1-6	22-26-2	46
1/25	Minnesota	T	2-2*	22-26-3	47
1/27	NY Islanders	W	5-4*	23-26-3	49
1/29	@ Pittsburgh	L	2-3*	23-27-3	49
1/31	@ NY Islanders	W	4-3*	24-27-3	51
2/2	Winnipeg	L	2-4	24-28-3	51
2/5	Vancouver	W	5-3	25-28-3	53
2/8	Edmonton	W	6-3	26-28-3	55
2/10	Philadelphia	W	5-2	27-28-3	57
2/15	@ Calgary	L	2-8	27-29-3	57
2/16	@ Vancouver	L	2-4	27-30-3	57
2/18	@ Los Angeles	L	2-5	27-31-3	57
2/22	NY Rangers	W	3-2	28-31-3	59
2/24	Pittsburgh	T	5-5*	28-31-4	60
2/25	@ New Jersey	L	1-5	28-32-4	60
2/27	@ NY Rangers	T	4-4*	28-32-5	61
3/2	NY Islanders	W	3-2	29-32-5	63
3/5	Los Angeles	T	3-3*	29-32-6	64
3/8	@ Winnipeg	W	2-1	30-32-6	66
3/10	@ Edmonton	W	5-3	31-32-6	68
3/12	Hartford	L	2-3	31-33-6	68
3/14	Quebec	W	5-3	32-33-6	70
3/16	Philadelphia	W	6-0	33-33-6	72
3/19	St. Louis	L	1-2	33-34-6	72
3/21	@ NY Islanders	W	6-2	34-34-6	74
3/22	Minnesota	W	3-1	35-34-6	76
3/24	Boston	T	3-3*	35-34-7	77
3/36	Buffalo	L	2-4	35-35-7	77
3/28	@ Philadelphia	W	3-0	36-35-7	79
3/30	New Jersey	W	4-0	37-35-7	81
3/31	@ Buffalo	L	2-5	37-36-7	81

* Denotes overtime game

1989-90

36-38-6, 78 points

	W	L	T	PTS
Home	19	18	3	41
Away	17	20	3	37
1st Half	18	18	4	40
2nd Half	18	20	2	38
October	3	7	3	9
November	6	4	1	13
December	9	5	0	18
January	5	10	0	10
February	5	7	0	10
March	7	5	2	16
April	1	0	0	2

Head Coach

Bryan Murray: 18-24-4

Terry Murray (Jan. 15): 18-14-2

DINO CICCARELLI

Player	GP	G	A	PTS	PIM	+/-	PP	SH	GW
Dino Ciccarelli	80	41	38	79	122	-5	10	0	6
Geoff Courtnall	80	35	39	74	104	27	9	0	2
Mike Ridley	74	30	43	73	27	E	8	3	3
Michal Pivonka	77	25	39	64	54	-7	10	3	0
Dale Hunter	80	23	39	62	233	17	9	1	6
Kevin Hatcher	80	13	41	54	102	4	4	0	2
Kelly Miller	80	18	22	40	49	-2	3	2	2
Scott Stevens	56	11	29	40	154	1	7	0	0
Calle Johansson	70	8	31	39	25	7	4	0	2
Stephen Leach	70	18	14	32	104	10	0	0	2
John Tucker	46	10	21	31	12	8	2	0	1
Washington	38	9	19	28	10	11	1	0	1
Bob Rouse	70	4	16	20	123	-2	0	0	2
*Alan May	77	7	10	17	339	-1	1	0	2
Bob Joyce	47	6	10	16	26	-6	1	0	1
Washington	24	5	8	13	4	2	1	0	1
Yvon Corriveau	50	9	6	15	50	-1	1	0	1
Bill Houlder	41	1	11	12	28	8	0	0	0
John Druce	45	8	3	11	52	-3	1	0	1
Dave Christian	28	3	8	11	4	-12	0	0	1
*Nick Kypreos	31	5	4	9	82	2	0	0	2
*Rob Murray	41	2	7	9	58	-10	0	0	0
Doug Wickenheiser	27	1	8	9	20	1	0	0	0
Rod Langway	58	0	8	8	39	7	0	0	0
*Tim Bergland	32	2	5	7	31	2	0	0	0
Neil Sheehy	59	1	5	6	291	8	0	0	0
Scot Kleinendorst	15	1	3	4	16	4	0	0	0
*Kent Paynter	13	1	2	3	18	-7	0	0	0
*Mike Richard	3	0	2	2	2	E	0	0	0
Alfie Turcotte	4	0	2	2	0	E	0	0	0
*Robin Bawa	5	1	0	1	6	-3	0	0	0
*Chris Felix	6	1	0	1	2	-6	1	0	0
*Brian Tutt	7	1	0	1	2	-4	0	0	0
*Jim Hrivnak	11	0	1	1	0	E	0	0	0
Don Beaupre	48	0	1	1	24	E	0	0	0
*Tyler Larter	1	0	0	0	0	-1	0	0	0
Alain Cote	2	0	0	0	7	-2	0	0	0
*Mark Ferner	2	0	0	0	0	-1	0	0	0
*Olie Kolzig	2	0	0	0	0	E	0	0	0
*Jim Mathieson	2	0	0	0	4	E	0	0	0
*Dennis Smith	4	0	0	0	0	E	0	0	0
*Steve Maltais	8	0	0	0	2	-2	0	0	0
Bob Mason	16	0	0	0	4	E	0	0	0
Mike Liut	37	0	0	0	0	E	0	0	0
Washington	8	0	0	0	0	E	0	0	0

Goaltender	GP	MIN	GA	SO	EN	GAA	W-L-T
Don Beaupre	48	2,793	150	2	3	3.22	23-18-5
Mike Liut	37	2,161	91	4	6	2.53	19-16-1
Washington	8	478	17	1	3	2.13	4-4-0
Bob Mason	16	822	48	0	4	3.50	4-9-1
*Jim Hrivnak	11	609	36	0	2	3.55	5-5-0
*Olie Kolzig	2	120	12	0	0	6.00	0-2-0

* Indicates rookie

Date	Opponent	Result		Record	Pts
10/6	Philadelphia	W	5-3	1-0-0	2
10/7	Chicago	L	2-3	1-1-0	2
10/11	@ Hartford	L	1-4	1-2-0	2
10/13	NY Rangers	W	7-4	2-2-0	4
10/14	Calgary	T	4-4*	2-2-1	5
10/16	@ Montreal	W	4-3*	3-2-1	7
10/20	NY Islanders	L	3-5	3-3-1	7
10/21	@ Toronto	L	4-8	3-4-1	7
10/23	@ Calgary	T	3-3*	3-4-2	8
10/25	@ Winnipeg	L	4-6	3-5-2	8
10/28	@ St. Louis	L	0-1	3-6-2	8
10/29	@ Chicago	L	0-1	3-7-2	8
10/31	St. Louis	T	1-1*	3-7-3	9
11/3	Toronto	W	2-1	4-7-3	11
11/5	@ Quebec	W	3-0	5-7-3	13
11/7	@ NY Islanders	W	5-3	6-7-3	15
11/10	Boston	L	3-5	6-8-3	15
11/11	Edmonton	L	3-5	6-9-3	15
11/14	@ Vancouver	T	4-4*	6-9-4	16
11/18	@ Los Angeles	L	3-5	6-10-4	16
11/22	NY Islanders	W	5-3	7-10-4	18
11/24	Pittsburgh	L	4-7	7-11-4	18
11/25	@ Pittsburgh	W	4-1	8-11-4	20
11/29	@ Detroit	W	5-3	9-11-4	22
12/1	Philadelphia	L	2-3	9-12-4	22
12/2	@ New Jersey	W	5-3	10-12-4	24
12/5	@ Philadelphia	W	4-3	11-12-4	26
12/6	@ Pittsburgh	L	3-5	11-13-4	26
12/9	@ Boston	W	7-3	12-13-4	28
12/10	@ Buffalo	L	3-4	12-14-4	28
12/15	NY Islanders	L	3-5	12-15-4	28
12/16	@ Hartford	W	5-2	13-15-4	30
12/19	@ Philadelphia	W	2-1	14-15-4	32
12/21	@ Pittsburgh	L	2-5	14-16-4	32
12/23	NY Rangers	W	3-2	15-16-4	34
12/26	Pittsburgh	W	6-3	16-16-4	36
12/27	@ New Jersey	W	3-1	17-16-4	38
12/29	Detroit	W	2-1	18-16-4	40
1/1	Los Angeles	L	4-7	18-17-4	40
1/3	@ NY Rangers	L	1-2	18-18-4	40
1/5	Vancouver	L	2-5	18-19-4	40
1/6	@ Boston	L	3-5	18-20-4	40
1/8	@ Toronto	L	6-8	18-21-4	40
1/10	@ Winnipeg	L	1-6	18-22-4	40
1/12	Pittsburgh	L	4-6	18-23-4	40
1/13	@ NY Islanders	L	2-4	18-24-4	40
1/16	New Jersey	W	9-6	19-24-4	42
1/19	@ Buffalo	W	6-3	20-24-4	44
1/23	Winnipeg	L	3-4	20-25-4	44
1/24	@ New Jersey	L	2-3	20-26-4	44
1/26	Montreal	W	6-3	21-26-4	46
1/28	Philadelphia	W	7-2	22-26-4	48
1/31	@ Minnesota	W	4-3*	23-26-4	50
2/2	@ NY Islanders	L	3-5	23-27-4	50
2/4	Edmonton	L	4-5*	23-28-4	50
2/6	Quebec	W	12-2	24-28-4	52
2/8	@ Pittsburgh	L	5-7	24-29-4	52
2/9	New Jersey	L	3-5	24-30-4	52
2/11	Minnesota	W	5-3	25-30-4	54
2/14	@ Edmonton	W	4-3	26-30-4	56
2/19	@ Los Angeles	L	2-3	26-31-4	56
2/23	NY Rangers	L	3-6	26-32-4	56
2/25	Detroit	W	9-4	27-32-4	58
2/27	Chicago	W	4-0	28-32-4	60
2/28	@ NY Rangers	L	2-3	28-33-4	60
3/2	Hartford	L	3-4	28-34-4	60
3/4	New Jersey	W	4-3	29-34-4	62
3/6	Buffalo	T	1-1*	29-34-5	63
3/9	Quebec	W	4-3	30-34-5	65
3/10	@ Philadelphia	W	4-3	31-34-5	67
3/13	St. Louis	L	1-4	31-35-5	67
3/17	Vancouver	L	1-3	31-36-5	67
3/18	@ Minnesota	W	4-3	32-36-5	69
3/20	NY Islanders	W	3-0	33-36-5	71
3/23	Montreal	L	2-4	33-37-5	71
3/25	Calgary	W	4-1	34-37-5	73
3/27	@ New Jersey	L	1-4	34-38-5	73
3/29	@ Philadelphia	T	2-2*	34-38-6	74
3/31	NY Rangers	W	2-1	35-38-6	76
4/1	@ NY Rangers	W	3-2	36-38-6	78

* Denotes overtime game

1988-89

41-29-10, 92 points

	W	L	T	PTS
Home	25	12	3	53
Away	16	17	7	39
1st Half	20	15	5	45
2nd Half	21	14	5	47
October	3	7	1	7
November	9	4	1	19
December	7	4	3	17
January	6	3	5	17
February	5	7	0	10
March	10	3	0	20
April	1	1	0	2

Head Coach
Bryan Murray

ROD LANGWAY

Player	GP	G	A	PTS	PIM	+/-	PP	SH	GW
Mike Ridley	80	41	48	89	49	17	16	0	9
Geoff Courtnall	79	42	38	80	112	11	16	0	6
Dino Ciccarelli	76	44	30	74	76	-6	16	0	8
Washington	11	12	3	15	12	10	3	0	3
Bengt Gustafsson	72	18	51	69	18	13	5	4	6
Scott Stevens	80	7	61	68	225	1	6	0	3
Dave Christian	80	34	31	65	12	2	16	1	1
Dale Hunter	80	20	37	57	219	-3	9	0	3
Mike Gartner	56	26	29	55	71	8	6	0	1
Kelly Miller	78	19	21	40	45	13	2	1	3
Kevin Hatcher	62	13	27	40	101	19	3	0	2
Larry Murphy	65	7	29	36	70	-5	3	0	0
Stephen Leach	74	11	19	30	94	-4	4	0	0
Michal Pivonka	52	8	19	27	30	9	1	0	1
Calle Johansson	59	3	18	21	37	-6	1	0	1
Washington	12	1	7	8	4	1	1	0	0
Rod Langway	76	2	19	21	65	12	0	0	0
Bob Rouse	79	4	15	19	160	-3	0	0	1
Washington	13	0	2	2	36	2	0	0	0
Bobby Gould	75	5	13	18	65	-2	0	1	0
Lou Franceschetti	63	7	10	17	123	-4	0	0	0
*John Druce	48	8	7	15	62	7	0	0	1
Grant Ledyard	61	3	11	14	43	1	1	0	1
Mike Millar	18	6	3	9	4	-4	3	0	1
Doug Wickenheiser	17	3	5	8	4	1	1	0	0
Washington	16	2	5	7	4	E	1	0	0
*Chris Felix	21	0	8	8	8	7	0	0	0
Neil Sheehy	72	3	4	7	179	-1	0	0	0
Peter Sundstrom	35	4	2	6	14	-5	0	0	0
Yvon Corriveau	33	3	2	5	62	E	0	0	0
Bill Houlder	8	0	3	3	4	7	0	0	0
Jim Thomson	14	2	0	2	53	-3	0	0	0
Scot Kleinendorst	27	0	2	2	46	-11	0	0	0
Washington	3	0	1	1	10	E	0	0	0
Kent Carlson	2	1	0	1	0	2	0	0	0
Pete Peeters	33	0	1	1	8	E	0	0	0
*Shawn Cronin	1	0	0	0	0	E	0	0	0
Don Beaupre	12	0	0	0	6	E	0	0	0
Washington	11	0	0	0	6	E	0	0	0
Clint Malarchuk	42	0	0	0	16	E	0	0	0

Goaltender	GP	MIN	GA	SO	EN	GAA	W-L-T
Clint Malarchuk	42	2,428	141	1	1	3.48	16-18-7
Pete Peeters	33	1,854	88	4	0	2.85	20-7-3
Don Beaupre	12	637	31	1	0	2.92	5-5-0
Washington	11	578	28	1	1	2.91	5-4-0

* Indicates rookie

Date	Opponent	Result		Record	Pts
10/7	Pittsburgh	L	4-6	0-1-0	0
10/8	Buffalo	W	6-2	1-1-0	2
10/11	@ Pittsburgh	L	7-8	1-2-0	2
10/14	Toronto	L	1-3	1-3-0	2
10/15	New Jersey	W	8-5	2-3-0	4
10/19	@ NY Rangers	L	1-5	2-4-0	4
10/21	NY Rangers	L	1-4	2-5-0	4
10/23	@ Winnipeg	L	2-3	2-6-0	4
10/25	@ Vancouver	W	4-3*	3-6-0	6
10/28	@ Calgary	T	2-2*	3-6-1	7
10/29	@ Edmonton	L	3-4*	3-7-1	7
11/1	@ Detroit	T	3-3*	3-7-2	8
11/4	NY Islanders	W	4-2	4-7-2	10
11/5	@ NY Islanders	L	3-4*	4-8-2	10
11/10	Quebec	W	4-1	5-8-2	12
11/12	New Jersey	L	3-6	5-9-2	12
11/15	Minnesota	W	4-2	6-9-2	14
11/18	Hartford	W	3-2	7-9-2	16
11/19	@ New Jersey	W	3-2	8-9-2	18
11/22	@ NY Islanders	W	4-2	9-9-2	20
11/23	NY Islanders	W	7-6	10-9-2	22
11/25	Pittsburgh	L	3-5	10-10-2	22
11/27	@ Detroit	W	4-3	11-10-2	24
11/29	St. Louis	W	4-3	12-10-2	26
11/30	@ Pittsburgh	L	4-6	12-11-2	26
12/3	Boston	T	1-1*	12-11-3	27
12/6	Philadelphia	W	4-3	13-11-3	29
12/7	@ New Jersey	L	1-5	13-12-3	29
12/10	@ Montreal	T	0-0*	13-12-4	30
12/11	@ Buffalo	W	6-4	14-12-4	32
12/13	@ Quebec	W	4-1	15-12-4	34
12/15	@ Philadelphia	L	1-4	15-13-4	34
12/17	Winnipeg	W	6-3	16-13-4	36
12/19	@ NY Rangers	L	1-3	16-14-4	36
12/21	@ Chicago	W	4-3	17-14-4	38
12/23	NY Rangers	T	2-2*	17-14-5	39
12/27	Philadelphia	W	4-3	18-14-5	41
12/30	Buffalo	W	5-3	19-14-5	43
12/31	@ NY Islanders	L	4-6	19-15-5	43
1/2	Pittsburgh	W	8-0	20-15-5	45
1/4	@ NY Rangers	T	3-3*	20-15-6	46
1/6	Toronto	W	3-0	21-15-6	48
1/7	Chicago	W	6-3	22-15-6	50
1/10	@ Quebec	T	4-4*	22-15-7	51
1/11	@ Toronto	W	3-2	23-15-7	53
1/13	Edmonton	W	5-3	24-15-7	55
1/15	Boston	L	3-4	24-16-7	55
1/20	New Jersey	L	5-6*	24-17-7	55
1/22	Detroit	L	3-4	24-18-7	55
1/24	Los Angeles	T	4-4*	24-18-8	56
1/26	@ Philadelphia	W	1-0	25-18-8	58
1/28	@ St. Louis	T	4-4*	25-18-9	59
1/30	@ Minnesota	T	4-4*	25-18-10	60
2/1	@ NY Rangers	W	4-3*	26-18-10	62
2/3	Hartford	W	1-0	27-18-10	64
2/5	Philadelphia	L	1-3	27-19-10	64
2/10	Los Angeles	L	6-7*	27-20-10	64
2/11	Calgary	L	1-2	27-21-10	64
2/14	@ St. Louis	W	5-3	28-21-10	66
2/15	@ Chicago	L	4-7	28-22-10	66
2/17	@ Edmonton	W	8-2	29-22-10	68
2/19	@ Vancouver	L	2-3	29-23-10	68
2/20	@ Calgary	L	2-6	29-24-10	68
2/22	@ Los Angeles	W	7-2	30-24-10	70
2/28	Minnesota	L	3-4	30-25-10	70
3/3	Pittsburgh	W	4-2	31-25-10	72
3/5	Vancouver	W	3-0	32-25-10	74
3/8	@ Montreal	L	2-3	32-26-10	74
3/9	@ Boston	W	7-2	33-26-10	76
3/11	NY Rangers	W	4-2	34-26-10	78
3/14	Winnipeg	W	6-3	35-26-10	80
3/17	Montreal	W	4-1	36-26-10	82
3/18	@ Hartford	W	8-2	37-26-10	84
3/22	@ Pittsburgh	W	5-4	38-26-10	86
3/24	Philadelphia	W	6-1	39-26-10	88
3/26	NY Islanders	W	3-2	40-26-10	90
3/28	@ NY Islanders	L	4-5	40-27-10	90
3/30	@ Philadelphia	L	4-5	40-28-10	90
4/1	New Jersey	W	6-4	41-28-10	92
4/2	@ New Jersey	L	4-7	41-29-10	92

* Denotes overtime game

1987-88

38-33-9, 85 points

	W	L	T	PTS
Home	22	14	4	48
Away	16	19	5	37
1st Half	18	17	5	41
2nd Half	20	16	4	44
October	6	4	1	13
November	4	7	1	9
December	6	6	3	15
January	8	5	1	17
February	7	4	0	14
March	7	6	2	16
April	0	1	1	1

Head Coach
Bryan Murray

SCOTT STEVENS

Player	GP	G	A	PTS	PIM	+/-	PP	SH	GW
Mike Gartner	80	48	33	81	73	20	19	0	7
Scott Stevens	80	12	60	72	184	14	5	1	2
Larry Murphy	79	8	53	61	72	2	7	0	1
Mike Ridley	70	28	31	59	22	1	12	0	3
Dale Hunter	79	22	37	59	240	7	11	0	1
Dave Christian	80	37	21	58	26	-14	14	0	5
Bengt Gustafsson	78	18	36	54	29	2	7	5	3
Kevin Hatcher	71	14	27	41	137	1	5	0	3
Michal Pivonka	71	11	23	34	28	1	3	0	0
Kelly Miller	80	9	23	32	35	9	0	1	3
Garry Galley	58	7	23	30	44	11	3	0	0
Greg Adams	78	15	12	27	153	-3	3	0	0
Bobby Gould	72	12	14	26	56	-1	0	0	2
Peter Sundstrom	76	8	17	25	34	-2	0	1	1
*Yvon Corriveau	44	10	9	19	84	17	0	0	1
Rod Langway	63	3	13	16	28	1	0	0	1
Grant Ledyard	45	5	10	15	66	-11	2	0	1
Washington	21	4	3	7	14	-4	1	0	1
Lou Franceschetti	59	4	8	12	113	2	1	0	1
Greg Smith	54	1	6	7	67	5	0	0	0
*Bill Houlder	30	1	2	3	10	-2	0	0	0
Stephen Leach	8	1	1	2	17	2	0	0	1
Clint Malarchuk	54	0	2	2	10	E	0	0	0
Ed Kastelic	35	1	0	1	78	-3	0	0	0
Dave Jensen	5	0	1	1	4	E	0	0	0
Pete Peters	35	0	1	1	10	E	0	0	0
*Yves Beaudoin	1	0	0	0	0	-1	0	0	0
Mike Richard	4	0	0	0	0	-1	0	0	0

Goaltender	GP	MIN	GA	SO	EN	GAA	W-L-T
Clint Malarchuk	54	2,926	154	4	2	3.16	24-20-4
Pete Peeters	35	1,896	88	2	3	2.78	14-12-5
*Alain Raymond	1	40	2	0	0	3.00	0-1-0

* Indicates rookie

Date	Opponent	Result		Record	Pts
10/8	@ Boston	L	3-4	0-1-0	0
10/10	Chicago	W	6-4	1-1-0	2
10/11	@ Buffalo	L	5-6	1-2-0	2
10/16	Hartford	W	6-2	2-2-0	4
10/17	NY Rangers	W	4-3	3-2-0	6
10/19	@ NY Rangers	W	4-2	4-2-0	8
10/22	@ Philadelphia	W	4-1	5-2-0	10
10/24	Montreal	L	2-3	5-3-0	10
10/27	@ Vancouver	W	3-2	6-3-0	12
10/30	@ Winnipeg	L	2-3*	6-4-0	12
10/31	@ Minnesota	T	3-3*	6-4-1	13
11/3	Vancouver	W	3-2	7-4-1	15
11/6	Quebec	L	1-4	7-5-1	15
11/7	@ New Jersey	L	1-4	7-6-1	15
11/10	@ NY Islanders	L	3-4*	7-7-1	15
11/11	@ Pittsburgh	L	2-3	7-8-1	15
11/14	Minnesota	W	4-1	8-8-1	17
11/17	Detroit	L	0-1	8-9-1	17
11/20	@ Buffalo	L	3-5	8-10-1	17
11/21	@ Hartford	W	4-3	9-10-1	19
11/25	Boston	W	4-1	10-10-1	21
11/27	Pittsburgh	L	2-4	10-11-1	21
11/28	@ Pittsburgh	T	5-5*	10-11-2	22
12/1	Edmonton	W	4-2	11-11-2	24
12/4	NY Islanders	L	4-6	11-12-2	24
12/6	Los Angeles	W	10-3	12-12-2	26
12/8	Calgary	L	4-5	12-13-2	26
12/9	@ Hartford	L	4-5	12-14-2	26
12/12	Chicago	W	2-1	13-14-2	28
12/15	@ Toronto	L	3-5	13-15-2	28
12/16	@ Detroit	L	1-6	13-16-2	28
12/18	Toronto	W	4-2	14-16-2	30
12/20	St. Louis	T	1-1*	14-16-3	31
12/22	@ Quebec	W	2-1	15-16-3	33
12/23	@ Montreal	T	2-2*	15-16-4	34
12/26	Philadelphia	L	2-3	15-17-4	34
12/28	@ Toronto	T	4-4*	15-17-5	35
12/30	@ New Jersey	W	4-3	16-17-5	37
1/1	Pittsburgh	W	5-3	17-17-5	39
1/2	Edmonton	W	2-0	18-17-5	41
1/5	@ Philadelphia	W	3-1	19-17-5	43
1/8	NY Rangers	W	8-4	20-17-5	45
1/10	@ Calgary	L	2-8	20-18-5	45
1/11	@ Edmonton	L	2-3	20-19-5	45
1/13	@ Los Angeles	W	8-3	21-19-5	47
1/16	@ St. Louis	L	1-3	21-20-5	47
1/17	@ Chicago	L	4-5	21-21-5	47
1/19	New Jersey	W	6-4	22-21-5	49
1/23	Buffalo	T	3-3*	22-21-6	50
1/26	Winnipeg	L	2-3	22-22-6	50
1/29	Montreal	W	4-3	23-22-6	52
1/31	Philadelphia	W	1-0*	24-22-6	54
2/2	@ Pittsburgh	L	2-3*	24-23-6	54
2/5	NY Islanders	L	2-4	24-24-6	54
2/6	NY Rangers	L	0-3	24-25-6	54
2/11	@ NY Rangers	W	5-3	25-25-6	56
2/12	NY Islanders	W	6-2	26-25-6	58
2/14	Calgary	W	5-4*	27-25-6	60
2/17	@ New Jersey	W	4-3	28-25-6	62
2/19	@ Winnipeg	W	6-0	29-25-6	64
2/20	@ Minnesota	W	3-0	30-25-6	66
2/24	@ Los Angeles	L	3-4	30-26-6	66
2/27	@ NY Islanders	W	3-0	31-26-6	68
3/1	New Jersey	W	5-3	32-26-6	70
3/2	@ New Jersey	W	6-1	33-26-6	72
3/4	Quebec	W	6-2	34-26-6	74
3/6	Vancouver	W	7-2	35-26-6	76
3/10	@ Philadelphia	L	2-5	35-27-6	76
3/12	NY Rangers	L	2-4	35-28-6	76
3/13	@ Boston	W	3-0	36-28-6	78
3/16	@ NY Rangers	W	8-4	37-28-6	80
3/18	NY Islanders	T	3-3*	37-28-7	81
3/20	New Jersey	L	2-4	37-29-7	81
3/22	St. Louis	L	3-5	37-30-7	81
3/23	@ Pittsburgh	L	1-7	37-31-7	81
3/25	Philadelphia	W	5-3	38-31-7	83
3/29	Detroit	T	2-2*	38-31-8	84
3/31	@ NY Islanders	L	3-7	38-32-8	84
4/2	Pittsburgh	L	6-7*	38-33-8	84
4/3	@ Philadelphia	T	2-2*	38-33-9	85

* Denotes overtime game

1986-87

38-32-10, 86 points

	W	L	T	PTS
Home	22	15	3	47
Away	16	17	7	39
1st Half	14	20	6	34
2nd Half	24	12	4	52
October	5	5	1	11
November	2	8	4	8
December	5	6	1	11
January	9	5	2	20
February	6	4	0	12
March	8	4	2	18
April	3	0	0	6

Head Coach
Bryan Murray

LARRY MURPHY

Player	GP	G	A	PTS	PIM	+/-	PP	SH	GW
Larry Murphy	80	23	58	81	39	25	8	0	4
Mike Gartner	78	41	32	73	61	2	5	6	10
Mike Ridley	78	31	39	70	40	-11	10	0	4
Washington	40	15	19	34	20	-1	6	0	3
Scott Stevens	77	10	51	61	285	15	2	0	0
Craig Laughlin	80	22	30	52	67	-5	11	0	5
Gaetan Duchesne	74	17	35	52	53	18	0	1	4
Dave Christian	76	23	27	50	8	-6	5	0	2
Bobby Gould	78	23	27	50	74	21	1	1	2
Greg Adams	65	14	30	44	184	7	2	0	0
*Michal Pivonka	73	18	25	43	39	-19	4	0	2
Kelly Miller	77	16	26	42	48	5	5	1	1
Washington	39	10	12	22	26	10	3	1	0
Alan Haworth	50	25	16	41	43	3	9	0	2
Garry Galley	48	6	21	27	67	-6	3	0	1
Washington	18	1	10	11	10	3	1	0	0
Rod Langway	78	2	25	27	53	11	0	0	1
Kevin Hatcher	78	8	16	24	146	-28	1	0	2
Lou Franceschetti	75	12	9	21	127	-7	0	0	1
Dave Jensen	46	8	8	16	12	-10	2	0	0
Bob Carpenter	22	5	7	12	21	-7	4	0	0
John Blum	66	2	8	10	133	1	0	0	0
Greg Smith	45	0	9	9	31	-6	0	0	0
John Barrett	55	2	2	4	43	-17	0	0	0
Pete Peeters	37	0	4	4	16	E	0	0	0
Gary Sampson	25	1	2	3	4	-9	0	0	0
*Jeff Greenlaw	22	0	3	3	44	2	0	0	0
*Yvon Corriveau	17	1	1	2	24	-4	0	0	0
*Ed Kastelic	23	1	1	2	83	-2	1	0	0
*Paul Cavallini	6	0	2	2	8	-4	0	0	0
Stephen Leach	15	1	0	1	6	-4	0	0	0
*Yves Beaudoin	6	0	0	0	5	-4	0	0	0
Grant Martin	9	0	0	0	4	-1	0	0	0
*Jim Thomson	10	0	0	0	35	-1	0	0	0
Bob Crawford	15	0	0	0	2	-2	0	0	0
Washington	12	0	0	0	0	E	0	0	0

Goaltender	GP	MIN	GA	SO	EN	GAA	W-L-T
*Bob Mason	45	2,536	137	0	3	3.24	20-18-5
Pete Peeters	37	2,002	107	0	3	3.21	17-11-4
Al Jensen	6	328	27	0	1	4.94	1-3-1

* Indicates rookie

Date	Opponent	Result		Record	Pts
10/9	@ Pittsburgh	L	4-5	0-1-0	0
10/11	Philadelphia	L	1-6	0-2-0	0
10/13	@ NY Rangers	W	7-6	1-2-0	2
10/16	@ NY Islanders	L	4-7	1-3-0	2
10/18	Buffalo	L	2-4	1-4-0	2
10/20	@ Montreal	W	5-4	2-4-0	4
10/21	@ Quebec	T	4-4*	2-4-1	5
10/24	Minnesota	W	8-2	3-4-1	7
10/25	New Jersey	W	2-1	4-4-1	9
10/28	@ Vancouver	W	5-2	5-4-1	11
10/29	Edmonton	L	3-6	5-5-1	11
11/1	@ Calgary	L	1-4	5-6-1	11
11/4	@ NY Islanders	L	1-7	5-7-1	11
11/5	Vancouver	W	3-2	6-7-1	13
11/8	Chicago	W	3-2	7-7-1	15
11/11	@ Minnesota	T	2-2*	7-7-2	16
11/12	@ Chicago	T	2-2*	7-7-3	17
11/14	Quebec	L	1-4	7-8-3	17
11/16	@ Philadelphia	L	2-6	7-9-3	17
11/18	Los Angeles	L	5-6	7-10-3	17
11/21	@ Detroit	T	3-3*	7-10-4	18
11/22	Pittsburgh	L	4-5	7-11-4	18
11/26	Boston	T	2-2*	7-11-5	19
11/28	Philadelphia	L	2-4	7-12-5	19
11/29	@ Quebec	L	3-4	7-13-5	19
12/1	@ Montreal	W	2-1	8-13-5	21
12/3	@ Winnipeg	T	3-3*	8-13-6	22
12/6	Montreal	W	3-1	9-13-6	24
12/9	New Jersey	W	4-2	10-13-6	26
12/10	@ Toronto	L	2-8	10-14-6	26
12/14	NY Rangers	L	1-3	10-15-6	26
12/17	@ NY Rangers	L	1-6	10-16-6	26
12/19	@ New Jersey	L	4-6	10-17-6	26
12/20	St. Louis	W	5-3	11-17-6	28
12/26	NY Islanders	W	2-1	12-17-6	30
12/28	@ Chicago	L	5-7	12-18-6	30
12/30	Hartford	L	1-3	12-19-6	30
1/1	Pittsburgh	W	4-3	13-19-6	32
1/3	Philadelphia	L	1-4	13-20-6	32
1/5	@ St. Louis	W	6-4	14-20-6	34
1/7	@ Pittsburgh	L	2-5	14-21-6	34
1/9	Pittsburgh	W	3-2	15-21-6	36
1/11	@ Philadelphia	T	2-2*	15-21-7	37
1/13	Winnipeg	L	2-3	15-22-7	37
1/15	@ NY Islanders	W	3-2	16-22-7	39
1/17	@ Hartford	W	6-1	17-22-7	41
1/18	@ New Jersey	W	6-1	18-22-7	43
1/20	New Jersey	W	6-3	19-22-7	45
1/23	@ Buffalo	W	3-2	20-22-7	47
1/24	Buffalo	L	3-6	20-23-7	47
1/27	@ Pittsburgh	L	5-7	20-24-7	47
1/28	@ Detroit	W	2-1	21-24-7	49
1/30	NY Islanders	T	3-3*	21-24-8	50
2/1	Winnipeg	W	6-4	22-24-8	52
2/4	@ NY Rangers	L	2-3	22-25-8	52
2/6	Hartford	L	2-5	22-26-8	52
2/7	NY Rangers	L	4-5	22-27-8	52
2/15	@ Edmonton	W	5-3	23-27-8	54
2/18	@ Los Angeles	L	4-7	23-28-8	54
2/20	@ Vancouver	W	6-3	24-28-8	56
2/22	@ Calgary	W	5-2	25-28-8	58
2/24	Detroit	W	8-2	26-28-8	60
2/27	Edmonton	W	5-2	27-28-8	62
3/1	NY Rangers	W	7-3	28-28-8	64
3/3	New Jersey	W	3-2	29-28-8	66
3/5	@ Philadelphia	L	2-4	29-29-8	66
3/7	@ Boston	L	2-3	29-30-8	66
3/10	Calgary	L	3-6	29-31-8	66
3/13	Toronto	W	10-2	30-31-8	68
3/14	@ St. Louis	T	3-3*	30-31-9	69
3/17	Los Angeles	L	4-5	30-32-9	69
3/20	Pittsburgh	W	4-3	31-32-9	71
3/22	Boston	W	4-3	32-32-9	73
3/24	@ NY Islanders	W	3-1	33-32-9	75
3/27	NY Islanders	T	2-2*	33-32-10	76
3/29	Minnesota	W	4-2	34-32-10	78
3/31	Toronto	W	4-2	35-32-10	80
4/1	@ NY Rangers	W	5-1	36-32-10	82
4/4	Philadelphia	W	3-2*	37-32-10	84
4/5	@ New Jersey	W	6-5*	38-32-10	86

* Denotes overtime game

1985-86

50-23-7, 107 points

	W	L	T	PTS
Home	30	8	2	62
Away	20	15	5	45
1st Half	25	11	4	54
2nd Half	25	12	3	53
October	4	4	2	10
November	10	3	1	21
December	7	3	1	15
January	8	6	0	16
February	8	3	1	17
March	11	3	1	23
April	2	1	1	5

Head Coach
Bryan Murray

CRAIG LAUGHLIN

Player	GP	G	A	PTS	PIM	+/-	PP	SH	GW
Dave Christian	80	41	42	83	15	2	18	2	4
Mike Gartner	74	35	40	75	63	-5	11	2	4
Craig Laughlin	75	30	45	75	43	24	10	0	4
Bengt Gustafsson	70	23	52	75	26	27	8	4	6
Alan Haworth	71	34	39	73	72	36	7	0	5
Larry Murphy	78	21	44	65	50	2	8	1	2
Bob Carpenter	80	27	29	56	105	-12	7	0	3
Greg Adams	78	18	38	56	152	24	3	0	2
Scott Stevens	73	15	38	53	165	E	3	0	2
Gaetan Duchesne	80	11	28	39	39	10	0	1	3
Bobby Gould	79	19	19	38	26	7	0	3	5
Jorgen Petterson	70	13	21	34	12	-16	4	0	3
Washington	47	8	16	24	10	-4	2	0	3
Greg Smith	76	5	22	27	94	-11	0	0	0
Washington	14	0	3	3	10	3	0	0	0
Peter Andersson	61	6	16	22	36	-8	3	0	3
Lou Franceschetti	76	7	14	21	131	-4	0	0	2
*Kevin Hatcher	79	9	10	19	119	6	1	0	1
Rod Langway	71	1	17	18	61	27	1	0	0
John Barrett	79	2	15	17	137	-26	0	0	0
Washington	14	0	3	3	12	3	0	0	0
Darren Veitch	62	3	9	12	27	21	0	0	0
Gary Sampson	19	1	4	5	2	-3	0	0	1
Mark Taylor	30	2	1	3	4	-4	0	0	0
Doug Jarvis	25	1	2	3	16	-5	0	0	0
Dwight Schofield	50	1	2	3	127	6	0	0	0
*Stephen Leach	11	1	1	2	2	E	0	0	0
*David Jensen	5	1	0	1	0	1	0	0	0
Daryl Evans	6	0	1	1	0	-1	0	0	0
Grant Martin	11	0	1	1	6	-5	0	0	0
Al Jensen	44	0	1	1	4	E	0	0	0
Bob Mason	1	0	0	0	0	E	0	0	0
*Yvon Corriveau	2	0	0	0	0	-1	0	0	0
*Yves Beaudoin	4	0	0	0	0	-4	0	0	0
Pat Riggin	7	0	0	0	2	E	0	0	0
*Ed Kastelic	15	0	0	0	73	E	0	0	0
Pete Peeters	42	0	2	2	12	E	0	0	0
Washington	34	0	0	0	8	E	0	0	0

Goaltender	GP	MIN	GA	SO	EN	GAA	W-L-T
Pete Peeters	42	2,506	144	1	3	3.45	22-15-4
Washington	34	2,021	113	1	3	3.35	19-11-3
Al Jensen	44	2,437	129	2	3	3.18	28-9-3
Pat Riggin	7	369	23	0	1	3.74	2-3-1
Bob Mason	1	16	0	0	0	0.00	1-0-0

* Indicates rookie

Date	Opponent	Result		Record	Pts
10/10	@ NY Rangers	L	2-4	0-1-0	0
10/12	@ New Jersey	L	1-4	0-2-0	0
10/13	Philadelphia	L	2-4	0-3-0	0
10/16	@ Toronto	W	6-5*	1-3-0	2
10/18	@ Buffalo	W	4-1	2-3-0	4
10/19	Buffalo	T	2-2*	2-3-1	5
10/23	@ Calgary	L	2-4	2-4-1	5
10/25	@ Winnipeg	T	7-7*	2-4-2	6
10/27	@ Chicago	W	4-2	3-4-2	8
10/29	St. Louis	W	6-3	4-4-2	10
11/1	NY Islanders	W	5-3	5-4-2	12
11/2	@ NY Islanders	L	3-5	5-5-2	12
11/5	Chicago	W	8-4	6-5-2	14
11/6	@ Pittsburgh	W	4-1	7-5-2	16
11/9	Calgary	L	3-5	7-6-2	16
11/12	Edmonton	W	5-2	8-6-2	18
11/15	Vancouver	W	5-3	9-6-2	20
11/16	@ Boston	T	2-2*	9-6-3	21
11/19	Pittsburgh	W	4-3	10-6-3	23
11/20	@ Pittsburgh	W	3-1	11-6-3	25
11/23	Quebec	W	3-0	12-6-3	27
11/27	Montreal	W	5-3	13-6-3	29
11/29	NY Rangers	L	2-5	13-7-3	29
11/30	New Jersey	W	6-2	14-7-3	31
12/5	St. Louis	W	3-2	15-7-3	33
12/7	Vancouver	W	2-1	16-7-3	35
12/10	Toronto	W	3-2	17-7-3	37
12/14	@ Los Angeles	W	5-4	18-7-3	39
12/17	@ Vancouver	T	4-4*	18-7-4	40
12/18	@ Edmonton	W	5-2	19-7-4	42
12/20	@ Winnipeg	L	4-7	19-8-4	42
12/22	@ Quebec	W	7-5	20-8-4	44
12/26	Quebec	W	4-3	21-8-4	46
12/28	Chicago	L	4-7	21-9-4	46
12/29	@ NY Rangers	L	5-6	21-10-4	46
1/1	NY Rangers	W	3-0	22-10-4	48
1/3	@ New Jersey	W	3-2	23-10-4	50
1/4	New Jersey	W	9-3	24-10-4	52
1/7	Detroit	W	4-3	25-10-4	54
1/9	@ Philadelphia	L	0-4	25-11-4	54
1/11	@ Minnesota	L	3-5	25-12-4	54
1/14	Calgary	L	3-4	25-13-4	54
1/17	@ New Jersey	W	4-3	26-13-4	56
1/18	Philadelphia	W	5-2	27-13-4	58
1/21	Minnesota	W	7-5	28-13-4	60
1/24	NY Islanders	L	5-7	28-14-4	60
1/25	@ Minnesota	W	6-3	29-14-4	62
1/28	@ Detroit	L	0-7	29-15-4	62
1/29	@ Toronto	L	2-5	29-16-4	62
2/1	New Jersey	W	5-4	30-16-4	64
2/2	@ Hartford	W	5-4	31-16-4	66
2/7	Montreal	W	3-2	32-16-4	68
2/8	Edmonton	W	5-4*	33-16-4	70
2/12	@ Pittsburgh	L	1-8	33-17-4	70
2/15	@ Los Angeles	W	4-1	34-17-4	72
2/18	@ NY Islanders	W	5-4	35-17-4	74
2/19	@ Montreal	T	4-4*	35-17-5	75
2/22	@ Philadelphia	L	1-3	35-18-5	75
2/23	@ Buffalo	L	1-4	35-19-5	75
2/25	Detroit	W	4-3*	36-19-5	77
2/27	@ Boston	W	2-1	37-19-5	79
3/1	NY Rangers	W	4-0	38-19-5	81
3/2	@ NY Rangers	W	4-2	39-19-5	83
3/4	New Jersey	W	4-2	40-19-5	85
3/8	@ NY Islanders	W	6-2	41-19-5	87
3/9	NY Islanders	W	3-1	42-19-5	89
3/11	Pittsburgh	W	5-3	43-19-5	91
3/13	@ Philadelphia	L	0-2	43-20-5	91
3/15	@ St. Louis	W	5-4	44-20-5	93
3/17	@ Pittsburgh	W	5-3	45-20-5	95
3/18	Los Angeles	L	2-5	45-21-5	95
3/21	Winnipeg	W	5-3	46-21-5	97
3/23	Philadelphia	W	6-5	47-21-5	99
3/25	Boston	W	6-3	48-21-5	101
3/28	NY Islanders	L	3-4	48-22-5	101
3/29	@ Hartford	T	6-6*	48-22-6	102
4/1	Pittsburgh	W	5-3	49-22-6	104
4/3	Hartford	W	4-2	50-22-6	106
4/5	NY Rangers	T	4-4*	50-22-7	107
4/6	@ Philadelphia	L	3-5	50-23-7	107

* Denotes overtime game

1984-85

46-25-9, 101 points

	W	L	T	PTS
Home	27	11	2	56
Away	19	14	7	45
1st Half	22	11	7	51
2nd Half	24	14	2	50
October	4	3	2	10
November	5	5	3	13
December	12	2	2	26
January	10	3	0	20
February	7	3	2	16
March	6	8	0	12
April	2	1	0	3

Head Coach
Bryan Murray

DAVE CHRISTIAN

Player	GP	G	A	PTS	PIM	+/-	PP	SH	GW
Mike Gartner	80	50	52	102	71	16	17	0	11
Bob Carpenter	80	53	42	95	87	20	12	0	7
Dave Christian	80	26	43	69	14	21	5	0	2
Scott Stevens	80	21	44	65	221	38	16	0	5
Larry Murphy	79	14	42	56	51	42	3	0	0
Craig Laughlin	78	16	34	50	38	10	5	0	3
Alan Haworth	76	23	26	49	48	19	4	0	2
Bengt Gustafsson	51	13	29	42	8	13	6	1	3
Gaetan Duchesne	67	15	23	38	32	16	0	1	1
Mike McEwen	56	11	7	38	42	23	4	0	3
Doug Jarvis	80	9	28	37	32	19	1	1	1
Bobby Gould	78	14	19	33	69	9	0	1	3
Bryan Erickson	57	15	13	28	23	11	1	0	1
Rod Langway	79	4	22	26	54	36	0	0	1
*Gary Sampson	46	10	15	25	13	20	0	1	0
Darren Veitch	75	3	18	21	37	33	2	0	0
Mark Taylor	56	8	11	19	21	-9	0	1	1
Washington	9	1	1	2	2	-2	0	0	0
Greg Adams	51	6	12	18	72	8	0	0	1
Lou Franceschetti	22	4	7	11	45	1	0	0	1
Peter Andersson	57	0	10	10	21	5	0	0	0
*Dean Evason	15	3	4	7	2	9	0	0	1
Paul Gardner	12	2	4	6	6	-2	2	0	0
Glen Currie	44	1	5	6	19	1	0	0	0
Timo Blomqvist	53	1	4	5	51	10	0	0	0
Jim McGeough	11	3	0	3	12	1	0	0	0
*Andre Hidi	6	2	1	3	9	2	1	0	0
Dave Shand	13	1	1	2	34	1	0	0	0
*Kevin Hatcher	2	1	0	1	0	2	0	1	0
Bob Mason	12	0	1	1	0	E	0	0	0
Pat Riggin	57	0	1	1	2	E	0	0	0
Mikko Leinonen	3	0	1	1	2	1	0	0	0
Al Jensen	14	0	0	0	6	E	0	0	0

Goaltender	GP	MIN	GA	SO	EN	GAA	W-L-T
Pat Riggin	57	3,388	168	2	6	2.98	28-20-7
Al Jensen	14	803	34	1	1	2.54	10-3-1
*Bob Mason	12	661	31	1	0	2.81	8-2-1

* Indicates rookie

Date	Opponent	Result		Record	Pts
10/11	@ Philadelphia	T	2-2*	0-0-1	1
10/13	Philadelphia	L	2-4	0-1-1	1
10/14	@ Chicago	W	5-3	1-1-1	3
10/16	Los Angeles	W	5-3	2-1-1	5
10/20	NY Rangers	L	5-6	2-2-1	5
10/24	@ Edmonton	T	3-3*	2-2-2	6
10/25	@ Calgary	L	3-5	2-3-2	6
10/28	@ Vancouver	W	5-2	3-3-2	8
10/30	Calgary	W	4-3*	4-3-2	10
11/3	New Jersey	W	6-4	5-3-2	12
11/7	@ NY Rangers	L	3-4	5-4-2	12
11/9	Edmonton	L	5-8	5-5-2	12
11/10	@ New Jersey	T	2-2*	5-5-3	13
11/13	Minnesota	T	3-3*	5-5-4	14
11/16	@ Buffalo	L	2-3	5-6-4	14
11/17	Buffalo	W	3-2	6-6-4	16
11/20	@ NY Islanders	L	3-5	6-7-4	16
11/21	@ Pittsburgh	T	3-3*	6-7-5	17
11/23	NY Islanders	L	1-5	6-8-5	17
11/25	Chicago	W	5-0	7-8-5	19
11/27	@ Quebec	W	9-2	8-8-5	21
11/28	@ NY Rangers	W	2-1	9-8-5	23
12/1	@ Boston	W	5-4*	10-8-5	25
12/2	Pittsburgh	W	9-1	11-8-5	27
12/4	New Jersey	W	4-1	12-8-5	29
12/7	Winnipeg	L	5-7	12-9-5	29
12/9	Detroit	W	4-0	13-9-5	31
12/11	@ St. Louis	T	3-3*	13-9-6	32
12/12	@ Minnesota	W	3-2	14-9-6	34
12/15	NY Rangers	W	4-2	15-9-6	36
12/16	@ NY Rangers	W	6-3	16-9-6	38
12/18	@ Quebec	W	4-1	17-9-6	40
12/20	@ Montreal	T	2-2*	17-9-7	41
12/22	St. Louis	W	7-5	18-9-7	43
12/23	@ Philadelphia	L	4-7	18-10-7	43
12/26	Philadelphia	W	6-0	19-10-7	45
12/27	@ NY Islanders	W	5-4*	20-10-7	47
12/29	Hartford	W	3-2	21-10-7	49
1/1	Boston	W	5-1	22-10-7	51
1/4	Quebec	L	3-5	22-11-7	51
1/8	@ Detroit	W	4-2	23-11-7	53
1/9	@ St. Louis	W	4-2	24-11-7	55
1/12	@ New Jersey	L	3-5	24-12-7	55
1/14	Minnesota	W	6-3	25-12-7	57
1/16	@ Pittsburgh	W	5-4	26-12-7	59
1/17	Pittsburgh	W	6-2	27-12-7	61
1/19	NY Rangers	W	7-1	28-12-7	63
1/23	@ Chicago	W	3-2	29-12-7	65
1/26	@ NY Islanders	W	5-1	30-12-7	67
1/27	NY Islanders	W	5-2	31-12-7	69
1/29	@ Detroit	L	3-4	31-13-7	69
2/1	Toronto	T	3-3*	31-13-8	70
2/3	Winnipeg	W	6-2	32-13-8	72
2/5	@ Toronto	W	4-1	33-13-8	74
2/8	Los Angeles	W	6-1	34-13-8	76
2/9	Philadelphia	L	4-5	34-14-8	76
2/13	@ Winnipeg	L	3-5	34-15-8	76
2/14	@ Calgary	W	4-3	35-15-8	78
2/16	@ Los Angeles	L	2-5	35-16-8	78
2/21	@ Vancouver	W	6-2	36-16-8	80
2/23	@ Edmonton	T	3-3*	36-16-9	81
2/26	Vancouver	W	3-2	37-16-9	83
2/28	@ NY Rangers	W	5-4	38-16-9	85
3/2	Buffalo	L	0-4	38-17-9	85
3/5	New Jersey	W	4-1	39-17-9	87
3/7	@ Philadelphia	L	6-9	39-18-9	87
3/8	Philadelphia	L	2-4	39-19-9	87
3/10	Boston	L	2-3	39-20-9	87
3/14	Toronto	W	4-0	40-20-9	89
3/16	@ NY Islanders	L	4-6	40-21-9	89
3/19	New Jersey	W	4-1	41-21-9	91
3/21	@ Montreal	L	2-3	41-22-9	91
3/22	Montreal	W	3-1	42-22-9	93
3/24	Pittsburgh	W	7-3	43-22-9	95
3/27	Hartford	L	1-3	43-23-9	95
3/28	@ New Jersey	L	2-3	43-24-9	95
3/30	NY Islanders	W	4-3	44-24-9	97
4/4	@ Hartford	L	0-2	44-25-9	97
4/6	@ Pittsburgh	W	7-4	45-25-9	99
4/7	Pittsburgh	W	7-3	46-25-9	101

* Denotes overtime game

1983-84

48-27-5, 101 points

	W	L	T	PTS
Home	26	11	3	55
Away	22	16	2	46
1st Half	18	19	3	39
2nd Half	30	8	2	62
October	5	7	0	10
November	6	6	1	13
December	7	6	1	15
January	9	2	2	20
February	9	4	0	18
March	11	2	1	23
April	1	0	0	2

Head Coach
Bryan Murray

DOUG JARVIS

Player	GP	G	A	PTS	PIM	+/-	PP	SH	GW
Mike Gartner	80	40	45	85	90	23	8	0	7
Dave Christian	80	29	52	81	28	28	9	0	6
Bengt Gustafsson	69	32	43	75	16	29	8	0	5
Bob Carpenter	80	28	40	68	51	-1	8	0	5
Alan Haworth	75	24	31	55	52	14	7	0	5
Craig Laughlin	80	20	32	52	69	4	7	0	3
Larry Murphy	78	13	36	49	50	7	2	0	2
Washington	72	13	33	46	50	12	2	0	2
Scott Stevens	78	13	32	45	201	25	7	0	2
Doug Jarvis	80	13	29	42	12	6	0	2	0
Bobby Gould	78	21	19	40	74	-3	4	0	4
Gaetan Duchesne	79	17	19	36	29	15	3	2	1
Glen Currie	80	12	24	36	20	8	0	2	2
Rod Langway	80	9	24	33	61	14	1	2	2
*Bryan Erickson	45	12	17	29	16	10	4	0	2
Darren Veitch	46	6	18	24	17	1	4	0	0
Timo Blomqvist	65	1	19	20	84	17	0	0	0
Dave Shand	72	4	15	19	124	23	0	0	0
Chris Valentine	22	6	5	11	21	-8	2	0	1
*Peter Andersson	42	3	7	10	20	12	2	0	0
Greg Adams	57	2	6	8	133	1	0	0	0
Gary McAdam	24	1	5	6	12	E	0	0	1
Greg Theberge	13	1	2	3	4	-4	1	0	0
*Gary Sampson	15	1	1	2	6	1	0	0	0
Paul MacKinnon	12	0	1	1	4	-6	0	0	0
Brian Engblom	6	0	1	1	8	-5	0	0	0
Ken Houston	4	0	0	0	4	-2	0	0	0
Al Jensen	43	0	0	0	22	E	0	0	0
Pat Riggin	41	0	0	0	4	E	0	0	0
*Dean Evason	2	0	0	0	2	E	0	0	0
Lou Franceschetti	2	0	0	0	0	-2	0	0	0
*Andre Hidi	1	0	0	0	0	E	0	0	0

Goaltender	GP	MIN	GA	SO	EN	GAA	W-L-T
Al Jensen	43	2,414	117	4	3	2.91	25-13-3
Pat Riggin	41	2,299	102	4	1	2.66	21-14-2
Bob Mason	2	120	3	0	0	1.50	2-0-0
Dave Parro	1	1	0	0	0	0.00	0-0-0

* Indicates rookie

Date	Opponent	Result		Record	Pts
10/6	@ Philadelphia	L	1-4	0-1-0	0
10/8	NY Islanders	L	7-8*	0-2-0	0
10/9	@ Buffalo	L	2-5	0-3-0	0
10/13	@ NY Rangers	L	3-4	0-4-0	0
10/14	Pittsburgh	L	0-4	0-5-0	0
10/16	Quebec	L	2-4	0-6-0	0
10/19	@ Hartford	L	0-3	0-7-0	0
10/22	Philadelphia	W	4-1	1-7-0	2
10/25	@ Pittsburgh	W	1-0	2-7-0	4
10/26	@ New Jersey	W	2-0	3-7-0	6
10/29	@ Minnesota	W	6-1	4-7-0	8
10/30	@ Winnipeg	W	7-3	5-7-0	10
11/2	@ Edmonton	L	3-11	5-8-0	10
11/4	Vancouver	W	5-4*	6-8-0	12
11/6	Detroit	W	3-2	7-8-0	14
11/9	Edmonton	L	4-7	7-9-0	14
11/12	NY Rangers	W	7-4	8-9-0	16
11/13	@ Boston	L	2-4	8-10-0	16
11/16	@ NY Rangers	L	1-4	8-11-0	16
11/18	NY Islanders	W	7-1	9-11-0	18
11/19	@ NY Islanders	L	2-6	9-12-0	18
11/23	Chicago	T	2-2*	9-12-1	19
11/25	NY Rangers	W	3-1	10-12-1	21
11/26	@ Montreal	W	5-2	11-12-1	23
11/29	@ Quebec	L	3-6	11-13-1	23
12/1	New Jersey	W	8-4	12-13-1	25
12/2	@ New Jersey	T	2-2*	12-13-2	26
12/4	Boston	L	1-4	12-14-2	26
12/7	@ NY Rangers	L	5-7	12-15-2	26
12/8	Calgary	W	4-3	13-15-2	28
12/10	Montreal	W	2-0	14-15-2	30
12/15	@ Philadelphia	L	4-9	14-16-2	30
12/17	@ Toronto	W	3-1	15-16-2	32
12/18	Los Angeles	W	5-0	16-16-2	34
12/22	@ NY Islanders	L	1-6	16-17-2	34
12/23	NY Islanders	W	7-3	17-17-2	36
12/26	Philadelphia	L	4-5	17-18-2	36
12/28	Detroit	L	2-3*	17-19-2	36
12/31	@ New Jersey	W	3-2	18-19-2	38
1/2	NY Rangers	T	2-2*	18-19-3	39
1/5	St. Louis	W	5-1	19-19-3	41
1/7	Buffalo	L	2-4	19-20-3	41
1/8	@ Philadelphia	W	7-1	20-20-3	43
1/11	@ Los Angeles	W	4-2	21-20-3	45
1/13	@ Vancouver	W	6-4	22-20-3	47
1/15	@ Calgary	L	2-3	22-21-3	47
1/17	Winnipeg	W	8-3	23-21-3	49
1/20	Chicago	W	5-3	24-21-3	51
1/21	@ Pittsburgh	W	3-2	25-21-3	53
1/25	@ Buffalo	T	2-2*	25-21-4	54
1/27	Toronto	W	6-1	26-21-4	56
1/28	@ Toronto	W	8-0	27-21-4	58
2/2	@ New Jersey	W	2-0	28-21-4	60
2/3	Montreal	W	4-1	29-21-4	62
2/5	Edmonton	W	9-2	30-21-4	64
2/8	Calgary	W	6-1	31-21-4	66
2/11	Philadelphia	W	6-3	32-21-4	68
2/13	@ Minnesota	W	4-0	33-21-4	70
2/16	@ Los Angeles	W	4-2	34-21-4	72
2/18	@ St. Louis	W	4-2	35-21-4	74
2/19	@ Winnipeg	L	3-4*	35-22-4	74
2/22	@ Chicago	L	2-4	35-23-4	74
2/25	@ Detroit	L	1-4	35-24-4	74
2/26	@ Hartford	W	4-3	36-24-4	76
2/28	Vancouver	L	2-3	36-25-4	76
3/1	Pittsburgh	W	9-1	37-25-4	78
3/3	NY Rangers	W	5-1	38-25-4	80
3/5	@ Pittsburgh	W	5-2	39-25-4	82
3/7	Hartford	W	4-2	40-25-4	84
3/9	Quebec	W	5-3	41-25-4	86
3/11	@ Boston	W	2-1	42-25-4	88
3/14	New Jersey	T	3-3*	42-25-5	89
3/17	@ NY Islanders	W	2-1	43-25-5	91
3/18	St. Louis	L	3-5	43-26-5	91
3/21	Minnesota	W	5-1	44-26-5	93
3/24	Pittsburgh	W	6-0	45-26-5	95
3/25	@ Pittsburgh	W	4-3	46-26-5	97
3/28	New Jersey	W	6-2	47-26-5	99
3/31	NY Islanders	L	1-3	47-27-5	99
4/1	@ Philadelphia	W	4-1	48-27-5	101

* Denotes overtime game

1982-83

39-25-16, 94 points

	W	L	T	PTS
Home	22	12	6	50
Away	17	13	10	44
1st Half	19	11	10	48
2nd Half	20	14	6	46
October	3	6	1	7
November	5	3	5	15
December	9	1	4	22
January	7	6	2	16
February	6	4	2	14
March	8	4	2	18
April	1	1	0	2

Head Coach
Bryan Murray

MIKE GARTNER

Player	GP	G	A	PTS	PIM	+/-	PP	SH	GW
Dennis Maruk	80	31	50	81	71	-22	12	0	2
Mike Gartner	73	38	38	76	54	-3	10	1	3
Bob Carpenter	80	32	37	69	64	E	14	0	4
Bengt Gustafsson	67	22	42	64	16	5	2	0	4
Alan Haworth	74	23	27	50	34	-4	5	0	2
*Milan Novy	73	18	30	48	16	4	3	0	3
Craig Laughlin	75	17	27	44	41	-8	5	0	3
Bobby Gould	80	22	18	40	43	16	0	0	6
Ken Houston	71	25	14	39	93	-7	9	0	0
Glen Currie	68	11	28	39	20	18	0	0	2
Gaetan Duchesne	77	18	19	37	52	16	0	1	5
Greg Theberge	70	8	28	36	20	-1	7	0	1
Rod Langway	80	3	29	32	75	-2	1	0	0
Doug Jarvis	80	8	22	30	10	-11	0	1	0
Brian Engblom	73	5	22	27	59	-5	4	0	0
*Scott Stevens	77	9	16	25	195	12	0	0	0
Timo Blomqvist	61	1	17	18	67	16	1	0	1
Chris Valentine	23	7	10	17	14	-2	1	0	1
Ted Bulley	39	4	9	13	47	-3	0	0	1
Darren Veitch	10	0	8	8	0	E	0	0	0
Randy Holt	70	0	8	8	275	-5	0	0	0
Paul MacKinnon	19	2	2	4	8	1	1	0	0
Torrie Robertson	5	2	0	2	4	-2	0	0	1
Lee Norwood	8	0	1	1	14	-3	0	0	0
Doug Hicks	6	0	0	0	7	-3	0	0	0
Al Jensen	40	0	0	0	6	E	0	0	0
Pat Riggin	38	0	0	0	4	E	0	0	0
*Eric Calder	1	0	0	0	0	E	0	0	0

Goaltender	GP	MIN	GA	SO	EN	GAA	W-L-T
Al Jensen	40	2,358	135	1#	1	3.43	22-12-6
Pat Riggin	38	2,161	121	0#	4	3.36	16-9-9
Dave Parro	6	261	19	0	1	4.37	1-3-1
Robbie Moore	1	20	1	0	1	3.00	0-1-0

Shared team shutout on 4/3

* Indicates rookie

Date	Opponent	Result		Record	Pts
10/6	@ NY Rangers	W	5-4	1-0-0	2
10/9	Philadelphia	L	2-3	1-1-0	2
10/10	@ Philadelphia	L	4-6	1-2-0	2
10/13	@ Toronto	W	5-3	2-2-0	4
10/16	Buffalo	L	2-9	2-3-0	4
10/20	Montreal	T	3-3	2-3-1	5
10/21	@ NY Islanders	L	3-6	2-4-1	5
10/23	Minnesota	L	1-3	2-5-1	5
10/27	@ Pittsburgh	L	5-7	2-6-1	5
10/30	@ St. Louis	W	6-5	3-6-1	7
11/3	@ Chicago	T	3-3	3-6-2	8
11/5	St. Louis	L	3-4	3-7-2	8
11/7	Hartford	W	6-2	4-7-2	10
11/8	@ New Jersey	T	2-2	4-7-3	11
11/10	New Jersey	W	3-0	5-7-3	13
11/13	NY Islanders	W	3-1	6-7-3	15
11/16	Calgary	W	5-3	7-7-3	17
11/19	@ Winnipeg	T	3-3	7-7-4	18
11/21	@ Vancouver	L	3-5	7-8-4	18
11/23	@ Calgary	L	3-6	7-9-4	18
11/24	@ Edmonton	T	3-3	7-9-5	19
11/26	Toronto	W	5-3	8-9-5	21
11/28	NY Islanders	T	3-3	8-9-6	22
12/2	Pittsburgh	W	5-4	9-9-6	24
12/4	Chicago	W	4-2	10-9-6	26
12/7	Winnipeg	T	3-3	10-9-7	27
12/9	@ New Jersey	W	6-4	11-9-7	29
12/10	NY Rangers	T	4-4	11-9-8	30
12/12	Boston	W	4-3	12-9-8	32
12/14	Los Angeles	W	7-2	13-9-8	34
12/16	@ Minnesota	T	4-4	13-9-9	35
12/18	@ Pittsburgh	W	3-1	14-9-9	37
12/19	@ Philadelphia	W	3-1	15-9-9	39
12/23	@ NY Islanders	W	5-1	16-9-9	41
12/26	Philadelphia	L	3-6	16-10-9	41
12/28	Pittsburgh	W	6-3	17-10-9	43
12/30	@ Hartford	T	4-4	17-10-10	44
1/1	NY Rangers	L	2-7	17-11-10	44
1/2	@ Quebec	W	7-4	18-11-10	46
1/5	@ Detroit	W	5-2	19-11-10	48
1/6	Toronto	L	1-3	19-12-10	48
1/8	@ St. Louis	T	3-3	19-12-11	49
1/11	Los Angeles	L	7-9	19-13-11	49
1/14	@ Buffalo	L	2-3	19-14-11	49
1/15	Buffalo	L	2-4	19-15-11	49
1/18	Philadelphia	W	4-1	20-15-11	51
1/19	@ Chicago	W	6-4	21-15-11	53
1/21	Quebec	L	4-5	21-16-11	53
1/23	New Jersey	W	3-1	22-16-11	55
1/26	@ Pittsburgh	W	6-2	23-16-11	57
1/28	Pittsburgh	W	7-2	24-16-11	59
1/29	@ Montreal	T	3-3	24-16-12	60
2/1	Detroit	W	5-2	25-16-12	62
2/3	Minnesota	W	3-1	26-16-12	64
2/5	New Jersey	W	5-4	27-16-12	66
2/6	@ Quebec	T	4-4	27-16-13	67
2/10	@ NY Islanders	L	3-8	27-17-13	67
2/13	Winnipeg	W	6-1	28-17-13	69
2/16	@ NY Rangers	L	4-5	28-18-13	69
2/18	@ Vancouver	W	2-1	29-18-13	71
2/19	@ Los Angeles	T	3-3	29-18-14	72
2/23	@ Edmonton	L	3-6	29-19-14	72
2/24	@ Calgary	W	4-2	30-19-14	74
2/26	@ Montreal	L	1-4	30-20-14	74
3/2	Edmonton	L	3-5	30-21-14	74
3/3	@ NY Rangers	W	4-3	31-21-14	76
3/5	Philadelphia	W	4-3	32-21-14	78
3/8	@ New Jersey	W	5-4	33-21-14	80
3/12	@ NY Islanders	L	2-6	33-22-14	80
3/13	Boston	W	6-4	34-22-14	82
3/16	Hartford	W	5-4	35-22-14	84
3/17	@ Boston	W	2-1	36-22-14	86
3/20	@ Philadelphia	W	3-2	37-22-14	88
3/23 •	Vancouver	T	1-1	37-22-15	89
3/24	New Jersey	W	5-3	38-22-15	91
3/26	Pittsburgh	T	4-4	38-22-16	92
3/27	@ NY Rangers	L	4-5	38-23-16	92
3/30	NY Islanders	L	1-7	38-24-16	92
4/1	@ Detroit	L	7-8	38-25-16	92
4/3	NY Rangers	W	3-0	39-25-16	94

• Postponed from February 11 due to weather

1981-82

26-41-13, 65 points

	W	L	T	PTS
Home	16	16	8	40
Away	10	25	5	25
1st Half	12	25	3	27
2nd Half	14	16	10	38
October	1	11	0	2
November	5	4	2	12
December	4	9	1	9
January	4	5	5	13
February	6	6	1	13
March	4	6	4	12
April	2	0	0	4

Head Coach

Gary Green: 1-12-0
Roger Crozier (Nov. 5): 0-1-0
Bryan Murray (Nov. 11): 25-28-13

BOB CARPENTER

Player	GP	G	A	PTS	PIM	+/-	PP	SH	GW
Dennis Maruk	80	60	76	136	128	-7	20	2	1
Ryan Walter	78	38	49	87	142	-3	19	1	3
Mike Gartner	80	35	45	80	121	-12	5	2	5
Ryan Walter	80	24	44	68	150	-10	4	2	1
*Bob Carpenter	80	32	35	67	69	-24	7	1	3
*Chris Valentine	60	30	37	67	92	-17	18	0	5
Bengt Gustafsson	70	26	34	60	40	-22	3	0	2
Darren Veitch	67	9	44	53	54	-17	5	0	1
Greg Theberge	57	5	32	37	49	-9	3	0	0
Bobby Gould	76	21	13	34	73	-3	1	0	2
Washington	60	18	13	31	69	-1	1	0	1
Rick Green	65	3	25	28	93	-12	1	0	0
Terry Murray	74	3	22	25	60	-15	0	0	0
Doug Hicks	51	3	21	24	66	-1	1	0	0
Washington	12	0	1	1	11	-7	0	0	0
*Gaetan Duchesne	74	9	14	23	46	-6	0	0	1
*Torrie Robertson	54	8	13	21	204	-1	3	0	0
Lee Norwood	28	7	10	17	127	8	3	0	1
Washington	26	7	10	17	125	7	3	0	1
Tim Tookey	28	8	8	16	3	-9	4	0	0
Glen Currie	43	7	7	14	14	-1	0	1	0
Wes Jarvis	26	1	12	13	18	5	0	0	0
*Lou Franceschetti	30	2	10	12	23	-4	0	0	1
*Timo Blomqvist	44	1	11	12	62	-17	0	0	0
Paul MacKinnon	39	2	9	11	35	-8	0	0	0
Randy Holt	61	2	6	8	259	-10	0	0	0
Washington	53	2	6	8	250	-7	0	0	0
Jim McTaggart	19	2	4	6	20	-3	0	1	1
Tony Cassolato	12	1	4	5	4	1	0	0	0
Bob Kelly	16	0	4	4	12	-12	0	0	0
*Todd Bidner	12	2	1	3	7	1	0	0	1
Jean Pronovost	10	1	2	3	4	-8	0	0	0
Pat Ribble	15	1	2	3	16	-3	0	0	0
Washington	12	1	2	3	14	-5	0	0	0
Alan Hangsleben	17	1	1	2	19	-3	0	0	0
Tom Rowe	6	1	1	2	18	1	0	0	0
Howard Walker	16	0	2	2	26	-9	0	0	0
*Al Jensen	26	0	2	2	6	E	0	0	0
*Mike Siltala	3	1	0	1	2	-1	0	0	0
Mike Palmateer	11	0	1	1	6	E	0	0	0
Dave Parro	52	0	1	1	4	E	0	0	0
Orest Kindrachuk	4	1	0	1	2	1	1	0	0
Pierre Bouchard	1	0	0	0	10	-2	0	0	0
*Tony Camazzola	3	0	0	0	4	1	0	0	0
*Jay Johnston	6	0	0	0	4	-2	0	0	0
*Harvie Pocza	2	0	0	0	2	-2	0	0	0
*Eric Calder	1	0	0	0	0	E	0	0	0
Errol Rausse	2	0	0	0	0	-2	0	0	0
*Jim McGeough	4	0	0	0	0	-2	0	0	0

Goaltender	GP	MIN	GA	SO	EN	GAA	W-L-T
Al Jensen	26	1,274	81	0	0	3.81	8-8-4
Dave Parro	52	2,942	206	1	4	4.20	16-26-7
Mike Palmateer	11	584	47	0	0	4.83	2-7-2

* Indicates rookie

Date	Opponent	Result		Record	Pts
10/7	@ Buffalo	L	3-5	0-1-0	0
10/10	Detroit	W	6-3	1-1-0	2
10/11	@ Boston	L	3-6	1-2-0	2
10/14	Philadelphia	L	4-5	1-3-0	2
10/15	@ Philadelphia	L	2-5	1-4-0	2
10/17	Buffalo	L	2-4	1-5-0	2
10/21	Quebec	L	3-6	1-6-0	2
10/23	NY Islanders	L	2-4	1-7-0	2
10/24	@ NY Islanders	L	4-6	1-8-0	2
10/28	@ Vancouver	L	0-3	1-9-0	2
10/29	@ Los Angeles	L	3-4	1-10-0	2
10/31	@ Colorado	L	4-6	1-11-0	2
11/4	Minnesota	L	1-6	1-12-0	2
11/7	NY Rangers	L	1-3	1-13-0	2
11/11	Pittsburgh	L	2-3	1-14-0	2
11/13	Detroit	T	3-3	1-14-1	3
11/14	@ Hartford	W	4-0	2-14-1	5
11/18	Colorado	W	7-1	3-14-1	7
11/21	Philadelphia	W	10-4	4-14-1	9
11/22	@ Philadelphia	W	3-2	5-14-1	11
11/25	@ Minnesota	T	4-4	5-14-2	12
11/27	Montreal	W	5-2	6-14-2	14
11/28	@ Hartford	L	2-6	6-15-2	14
12/2	Calgary	W	9-3	7-15-2	16
12/4	Winnipeg	W	7-3	8-15-2	18
12/5	@ Toronto	L	4-9	8-16-2	18
12/9	@ Chicago	L	3-7	8-17-2	18
12/11	Toronto	W	11-2	9-17-2	20
12/12	@ Pittsburgh	L	4-7	9-18-2	20
12/14	@ Montreal	L	3-6	9-19-2	20
12/17	@ NY Islanders	L	1-4	9-20-2	20
12/19	Chicago	L	4-6	9-21-2	20
12/20	@ NY Rangers	W	3-2	10-21-2	22
12/23	Boston	L	4-7	10-22-2	22
12/26	NY Rangers	T	4-4	10-22-3	23
12/27	@ Buffalo	L	2-3	10-23-3	23
12/30	@ Pittsburgh	L	2-6	10-24-3	23
1/2	Vancouver	W	5-2	11-24-3	25
1/3	@ NY Rangers	W	4-3	12-24-3	27
1/5	@ Quebec	L	0-3	12-25-3	27
1/7	Los Angeles	T	3-3	12-25-4	28
1/9	@ St. Louis	L	4-7	12-26-4	28
1/13	Edmonton	T	6-6	12-26-5	29
1/16	@ Detroit	T	5-5	12-26-6	30
1/17	NY Islanders	T	2-2	12-26-7	31
1/20	@ Winnipeg	L	0-3	12-27-7	31
1/23	@ Boston	L	1-3	12-28-7	31
1/24	@ NY Rangers	T	4-4	12-28-8	32
1/27	NY Rangers	L	4-5	12-29-8	32
1/30	Chicago	W	5-2	13-29-8	34
1/31	Pittsburgh	W	8-3	14-29-8	36
2/2	@ NY Islanders	L	6-7	14-30-8	36
2/4	NY Islanders	L	2-5	14-31-8	36
2/6	@ Pittsburgh	W	6-4	15-31-8	38
2/7	Quebec	T	5-5	15-31-9	39
2/11	@ Calgary	W	5-3	16-31-9	41
2/12	@ Edmonton	L	3-5	16-32-9	41
2/14	@ Colorado	L	3-5	16-33-9	41
2/17	@ Los Angeles	W	5-2	17-33-9	43
2/20	@ Minnesota	L	3-7	17-34-9	43
2/21	@ Winnipeg	W	6-3	18-34-9	45
2/25	St. Louis	W	9-1	19-34-9	47
2/27	Hartford	W	7-1	20-34-9	49
2/28	Edmonton	L	1-4	20-35-9	49
3/3	St. Louis	W	8-4	21-35-9	51
3/5	Calgary	W	8-6	22-35-9	53
3/7	@ Philadelphia	L	1-7	22-36-9	53
3/10	Pittsburgh	L	2-7	22-37-9	53
3/13	Philadelphia	W	6-3	23-37-9	55
3/14	@ NY Rangers	T	5-5	23-37-10	56
3/17	Vancouver	T	6-6	23-37-11	57
3/20	NY Rangers	L	3-4	23-38-11	57
3/21	NY Islanders	L	2-3	23-39-11	57
3/23	@ NY Islanders	L	1-8	23-40-11	57
3/25	@ Philadelphia	W	4-3	24-40-11	59
3/27	Philadelphia	T	4-4	24-40-12	60
3/28	Pittsburgh	L	5-6	24-41-12	60
3/31	@ Pittsburgh	T	4-4	24-41-13	61
4/3	@ Toronto	W	6-4	25-41-13	63
4/4	Montreal	W	3-1	26-41-13	65

1980-81

26-36-18, 70 points

	W	L	T	PTS
Home	16	17	7	39
Away	10	19	11	31
1st Half	13	16	11	37
2nd Half	13	20	7	33
October	3	4	3	9
November	5	2	6	16
December	5	7	2	12
January	5	8	1	11
February	1	7	4	6
March	5	7	2	12
April	2	1	0	4

Head Coach
Gary Green



DENNIS MARUK

Player	GP	G	A	PTS	PIM	+/-	PP	SH	GW
Dennis Maruk	80	50	47	97	87	-6	16	2	5
Mike Gartner	80	48	46	94	100	-4	13	0	3
Ryan Walter	80	24	45	69	150	-10	4	0	1
Bob Kelly	80	26	36	62	157	-13	8	0	4
Jean Pronovost	80	22	36	58	61	-9	6	1	4
Bengt Gustafsson	72	21	34	55	26	11	4	2	1
Dennis Ververgaert	79	14	27	41	40	-4	2	0	2
Rick Green	65	8	23	31	91	-15	2	0	1
*Darren Veitch	59	4	21	25	46	-12	1	0	1
Alan Hangsleben	76	5	19	24	198	-6	0	0	0
*Tim Tookey	29	10	13	23	18	-6	6	0	1
Wes Jarvis	55	9	14	23	30	-10	0	1	0
Paul Mulvey	55	7	14	21	166	-9	1	0	0
Glen Currie	40	5	13	18	16	-5	2	1	0
Guy Charron	47	5	13	18	2	-5	2	1	0
Pat Ribble	67	3	15	18	103	-14	3	0	1
Rolf Edberg	45	8	8	16	6	1	0	0	0
*Howard Walker	64	2	10	12	100	8	2	0	0
Rick Smith	51	5	6	11	42	2	2	0	2
Washington	40	5	4	9	36	7	2	0	2
Pierre Bouchard	50	3	7	10	28	-18	0	0	0
Mike Palmateer	49	0	8	8	17	E	0	0	0
*Jim McTaggart	52	1	6	7	185	-4	0	0	0
Yvon Labre	25	2	4	6	100	-2	0	0	0
Mark Lofthouse	3	1	1	2	4	E	0	0	0
Errol Rausse	5	1	1	2	0	1	0	0	0
Greg Theberge	1	1	0	1	0	-2	0	0	0
*Archie Henderson	7	1	0	1	28	-1	0	0	0
*Dwayne Lowdermilk	2	0	1	1	2	-1	0	0	0
*Dave Parro	18	0	1	1	2	E	0	0	0
*Jay Johnston	2	0	0	0	9	E	0	0	0
Tony Cassolato	2	0	0	0	0	E	0	0	0
*Torrie Robertson	3	0	0	0	0	-2	0	0	0
Paul MacKinnon	14	0	0	0	22	5	0	0	0
Wayne Stephenson	20	0	0	0	4	E	0	0	0
Rollie Boutin	2	0	0	0	0	E	0	0	0
Gary Inness	3	0	0	0	0	E	0	0	0

Goaltender	GP	MIN	GA	SO	EN	GAA	W-L-T
Mike Palmateer	49	2,679	172	2	6	3.85	18-19-9
Wayne Stephenson	20	1,010	66	1	0	3.92	4-7-5
*Dave Parro	18	811	49	1	2	3.63	4-7-2
Gary Inness	3	180	9	0	1	3.00	0-1-2
Rollie Boutin	2	120	11	0	1	5.50	0-2-0

* Indicates rookie

Date	Opponent	Result	Record	Pts
10/10	Winnipeg	W 4-1	1-0-0	2
10/12	NY Islanders	L 1-2	1-1-0	2
10/15	Montreal	T 3-3	1-1-1	3
10/18	NY Rangers	W 8-2	2-1-1	5
10/19	@ Chicago	L 4-8	2-2-1	5
10/21	Chicago	W 2-0	3-2-1	7
10/24	St. Louis	L 2-3	3-3-1	7
10/25	@ St. Louis	T 3-3	3-3-2	8
10/29	@ Los Angeles	L 2-4	3-4-2	8
10/30	@ Colorado	T 5-5	3-4-3	9
11/1	@ Edmonton	T 2-2	3-4-4	10
11/2	@ Winnipeg	T 4-4	3-4-5	11
11/5	Los Angeles	L 3-5	3-5-5	11
11/8	Buffalo	T 3-3	3-5-6	12
11/9	@ Buffalo	T 3-3	3-5-7	13
11/12	@ Pittsburgh	W 3-1	4-5-7	15
11/15	@ Hartford	W 8-4	5-5-7	17
11/18	@ Quebec	L 2-6	5-6-7	17
11/20	Calgary	W 4-2	6-6-7	19
11/22	Boston	T 2-2	6-6-8	20
11/26	@ Detroit	T 7-7	6-6-9	21
11/28	Toronto	W 6-2	7-6-9	23
11/29	@ Toronto	W 7-3	8-6-9	25
12/3	Minnesota	T 3-3	8-6-10	26
12/6	Colorado	W 8-6	9-6-10	28
12/7	@ Boston	L 3-7	9-7-10	28
12/9	Vancouver	L 2-4	9-8-10	28
12/10	@ NY Rangers	L 2-6	9-9-10	28
12/12	Pittsburgh	L 2-6	9-10-10	28
12/14	Detroit	L 4-5	9-11-10	28
12/17	Edmonton	W 5-2	10-11-10	30
12/20	Philadelphia	L 2-5	10-12-10	30
12/21	@ Philadelphia	W 6-0	11-12-10	32
12/26	NY Rangers	W 7-3	12-12-10	34
12/27	@ Montreal	L 4-7	12-13-10	34
12/30	@ Vancouver	T 3-3	12-13-11	35
12/31	@ Winnipeg	W 5-3	13-13-11	37
1/3	@ Minnesota	L 0-3	13-14-11	37
1/4	Philadelphia	L 1-8	13-15-11	37
1/7	@ Edmonton	L 3-6	13-16-11	37
1/8	@ Calgary	L 0-6	13-17-11	37
1/10	@ Minnesota	L 2-3	13-18-11	37
1/12	@ Colorado	W 2-1	14-18-11	39
1/15	Los Angeles	W 3-0	15-18-11	41
1/17	@ NY Islanders	L 4-6	15-19-11	41
1/18	Hartford	W 3-2	16-19-11	43
1/21	Minnesota	L 1-2	16-20-11	43
1/24	Buffalo	L 4-7	16-21-11	43
1/27	Winnipeg	W 4-3	17-21-11	45
1/29	Vancouver	W 3-1	18-21-11	47
1/31	@ Pittsburgh	T 4-4	18-21-12	48
2/1	Edmonton	W 7-4	19-21-12	50
2/3	@ Vancouver	T 3-3	19-21-13	51
2/5	@ Calgary	L 2-5	19-22-13	51
2/7	@ Los Angeles	T 4-4	19-22-14	52
2/12	@ Buffalo	L 3-6	19-23-14	52
2/14	@ Montreal	L 1-6	19-24-14	52
2/18	Chicago	T 5-5	19-24-15	53
2/21	@ NY Rangers	L 4-6	19-25-15	53
2/22	Quebec	L 7-11	19-26-15	53
2/25	@ Chicago	T 2-2	19-26-16	54
2/26	Pittsburgh	L 5-7	19-27-16	54
2/28	@ St. Louis	L 4-7	19-28-16	54
3/3	Calgary	L 3-6	19-29-16	54
3/4	@ Quebec	L 4-7	19-30-16	54
3/8	Toronto	W 7-3	20-30-16	56
3/10	Colorado	W 4-3	21-30-16	58
3/11	@ Hartford	W 5-2	22-30-16	60
3/13	Boston	L 1-7	22-31-16	60
3/14	@ Toronto	L 3-5	22-32-16	60
3/18	Quebec	L 4-6	22-33-16	60
3/21	St. Louis	T 3-3	22-33-17	61
3/22	Montreal	T 2-2	22-33-18	62
3/24	@ Philadelphia	W 5-2	23-33-18	64
3/26	@ Detroit	W 2-0	24-33-18	66
3/27	Hartford	L 3-5	24-34-18	66
3/29	NY Islanders	L 4-5	24-35-18	66
4/2	@ Boston	W 3-2	25-35-18	68
4/4	@ NY Islanders	L 1-4	25-36-18	68
4/5	Detroit	W 7-2	26-36-18	70

1979-80

27-40-13, 67 points

	W	L	T	PTS
Home	20	14	6	46
Away	7	26	7	21
1st Half	11	23	6	28
2nd Half	16	17	7	39
October	3	6	1	7
November	1	10	3	5
December	5	7	1	11
January	4	5	3	11
February	6	5	2	14
March	7	6	2	16
April	1	1	1	3

Head Coach
Dan Belisle: 4-10-2
Gary Green (Nov. 14): 23-30-11

BENGT GUSTAFSSON

Player	GP	G	A	PTS	PIM	+/-	PP	SH	GW
Mike Gartner	77	36	32	68	66	16	4	0	3
Ryan Walter	80	24	42	66	106	-2	12	1	1
*Bengt Gustafsson	80	22	38	60	17	-15	6	1	3
Robert Picard	78	11	43	54	122	-18	5	0	1
Rolf Edberg	63	23	23	46	12	-3	4	1	7
Alan Hangsleben	74	13	22	35	114	11	2	0	2
Washington	37	10	7	17	45	2	2	0	1
Paul Mulvey	77	15	19	34	240	-7	2	0	3
Mark Lofthouse	68	15	18	33	20	-3	1	0	1
Bob Sirois	49	15	17	32	18	-7	4	1	2
Guy Charron	33	11	20	31	6	-3	5	0	1
Dennis Maruk	27	10	17	27	8	E	1	1	0
Tom Rowe	61	16	21	37	106	-14	5	0	3
Washington	37	10	7	17	45	2	2	0	1
Wes Jarvis	63	11	15	26	8	-2	0	0	0
Rick Green	71	4	20	24	52	-10	0	0	1
*Antero Lehtonen	65	9	12	21	14	-3	2	0	1
Mike Kaszycki	28	7	10	17	10	-5	1	0	0
Leif Svensson	47	4	11	15	21	-11	0	0	0
Pierre Bouchard	54	5	9	14	16	-9	0	0	0
*Paul MacKinnon	63	1	11	12	22	-1	0	0	0
Pat Ribble	55	2	9	11	52	-15	0	0	0
Washington	19	1	5	6	30	2	0	0	0
*Errol Rausse	24	6	2	8	0	4	0	0	0
Peter Scamurra	23	3	5	8	6	E	1	0	0
Greg Polis	28	1	5	6	19	-6	0	0	0
Yvon Labre	18	0	5	5	38	3	0	0	0
*Tim Coulis	19	1	2	3	27	-6	0	0	0
*Glen Currie	32	2	0	2	2	-2	0	0	0
Dennis Hextall	15	1	1	2	49	-5	0	0	0
Wayne Stephenson	56	0	2	2	20	E	0	0	0
Tony Cassolato	9	0	2	2	0	2	0	0	0
*Brent Tremblay	9	1	0	1	6	1	0	0	0
Gary Rissling	11	0	1	1	49	-6	0	0	0
*Rollie Boutin	18	0	1	1	6	E	0	0	0
*Greg Theberge	12	0	1	1	0	-3	0	0	0
Gary Inness	14	0	0	0	2	E	0	0	0
*Harvie Pocza	1	0	0	0	0	E	0	0	0

Goaltender	GP	MIN	GA	SO	EN	GAA	W-L-T
Wayne Stephenson	56	3,146	187	0	5	3.57	18-24-10
*Rollie Boutin	18	927	54	0	0	3.50	7-7-1
Gary Inness	14	727	44	0	3	3.63	2-9-2

* Indicates rookie

Date	Opponent	Result		Record	Pts
10/11	@ Buffalo	L	3-6	0-1-0	0
10/13	Boston	L	2-5	0-2-0	0
10/14	@ NY Rangers	W	5-3	1-2-0	2
10/16	Los Angeles	W	8-6	2-2-0	4
10/19	Toronto	L	3-5	2-3-0	4
10/20	@ Pittsburgh	L	1-5	2-4-0	4
10/24	@ Los Angeles	L	3-5	2-5-0	4
10/27	@ Vancouver	L	3-5	2-6-0	4
10/28	@ Edmonton	W	6-4	3-6-0	6
10/30	Montreal	T	2-2	3-6-1	7
11/2	@ Winnipeg	T	1-1	3-6-2	8
11/3	@ Minnesota	L	1-7	3-7-2	8
11/5	@ Montreal	L	0-2	3-8-2	8
11/7	Winnipeg	W	6-3	4-8-2	10
11/10	Buffalo	L	3-5	4-9-2	10
11/13	Edmonton	L	3-5	4-10-2	10
11/15	@ Boston	L	2-3	4-11-2	10
11/16	Detroit	L	2-4	4-12-2	10
11/18	Atlanta	L	2-4	4-13-2	10
11/20	@ Colorado	T	3-3	4-13-3	11
11/21	@ Chicago	L	0-4	4-14-3	11
11/24	Buffalo	L	1-6	4-15-3	11
11/25	@ Quebec	T	2-2	4-15-4	12
11/28	Toronto	L	2-4	4-16-4	12
12/1	Quebec	W	7-2	5-16-4	14
12/2	@ Buffalo	L	0-2	5-17-4	14
12/4	Hartford	T	3-3	5-17-5	15
12/7	Pittsburgh	L	3-5	5-18-5	15
12/8	@ St. Louis	L	1-5	5-19-5	15
12/12	Minnesota	L	4-5	5-20-5	15
12/15	NY Rangers	W	5-4	6-20-5	17
12/19	@ Hartford	L	4-5	6-21-5	17
12/21	Vancouver	W	2-1	7-21-5	19
12/22	@ NY Islanders	L	1-2	7-22-5	19
12/26	@ Toronto	W	8-2	8-22-5	21
12/28	Chicago	W	6-2	9-22-5	23
12/30	@ NY Rangers	L	2-5	9-23-5	23
1/4	@ Hartford	W	6-3	10-23-5	25
1/5	@ Minnesota	T	2-2	10-23-6	26
1/11	Vancouver	W	7-4	11-23-6	28
1/12	@ NY Islanders	L	2-5	11-24-6	28
1/15	@ Philadelphia	L	4-7	11-25-6	28
1/16	Edmonton	L	2-5	11-26-6	28
1/19	Philadelphia	T	4-4	11-26-7	29
1/20	@ Quebec	L	2-3	11-27-7	29
1/22	Winnipeg	W	5-4	12-27-7	31
1/26	Quebec	T	1-1	12-27-8	32
1/27	NY Islanders	W	7-1	13-27-8	34
1/30	@ Chicago	L	2-5	13-28-8	34
2/1	@ Atlanta	L	2-4	13-29-8	34
2/2	NY Rangers	L	3-6	13-30-8	34
2/6	@ Detroit	T	2-2	13-30-9	35
2/8	@ Winnipeg	W	6-3	14-30-9	37
2/12	@ Los Angeles	W	5-2	15-30-9	39
2/15	@ Edmonton	L	2-8	15-31-9	39
2/16	@ Vancouver	W	5-3	16-31-9	41
2/19	Montreal	W	3-1	17-31-9	43
2/21	@ Atlanta	L	0-3	17-32-9	43
2/23	Chicago	W	6-2	18-32-9	45
2/24	@ Colorado	T	1-1	18-32-10	46
2/26	Los Angeles	W	5-3	19-32-10	48
2/28	@ Detroit	L	1-4	19-33-10	48
3/1	@ Montreal	L	3-6	19-34-10	48
3/2	Colorado	L	1-3	19-35-10	48
3/5	St. Louis	W	7-5	20-35-10	50
3/8	Hartford	W	9-5	21-35-10	52
3/9	NY Islanders	W	3-1	22-35-10	54
3/12	Boston	W	6-4	23-35-10	56
3/15	Detroit	W	5-2	24-35-10	58
3/16	@ Boston	T	3-3	24-35-11	59
3/18	Colorado	W	4-1	25-35-11	61
3/21	Minnesota	L	3-4	25-36-11	61
3/22	@ St. Louis	L	2-6	25-37-11	61
3/24	@ Toronto	L	1-6	25-38-11	61
3/26	St. Louis	W	4-2	26-38-11	63
3/29	Philadelphia	T	3-3	26-38-12	64
3/30	@ Pittsburgh	L	0-4	26-39-12	64
4/1	Pittsburgh	W	6-2	27-39-12	66
4/3	@ Philadelphia	L	2-4	27-40-12	66
4/5	Atlanta	T	4-4	27-40-13	67

1978-79

24-41-15, 63 points

	W	L	T	PTS
Home	15	19	6	36
Away	9	22	9	27
1st Half	10	23	7	27
2nd Half	14	18	8	36
October	1	5	2	4
November	4	9	2	10
December	3	8	3	9
January	9	5	1	19
February	1	7	2	4
March	3	6	5	11
April	3	1	0	6

Head Coach
Dan Belisle

ROBERT PICARD

Player	GP	G	A	PTS	PIM	+/-	PP	SH	GW
Dennis Maruk	78	31	59	90	71	-15	6	2	3
Washington	76	31	59	90	71	-14	6	2	3
Guy Charron	80	28	42	70	24	-14	9	0	4
Robert Picard	77	21	44	65	85	3	8	0	2
Tom Rowe	69	31	30	61	137	-6	4	0	4
*Ryan Walter	69	28	28	56	70	E	6	0	1
Bob Sirois	73	29	25	54	6	-4	9	0	3
*Rolf Edberg	76	14	27	41	6	12	1	0	2
Rick Green	71	8	33	41	62	-45	2	1	0
*Leif Svensson	74	2	29	31	28	-1	0	0	0
Bob Girard	79	9	15	24	36	-17	0	0	0
Mark Lofthouse	52	13	10	23	10	-12	1	0	0
Dennis Hextall	46	6	17	23	76	9	2	0	0
Washington	26	2	9	11	43	-14	0	0	0
Greg Polis	25	13	7	20	14	4	6	0	1
Washington	19	12	6	18	6	3	6	0	1
Blair Stewart	45	7	12	19	48	1	0	0	0
Gord Lane	64	3	15	18	147	-16	0	0	0
Yvon Labre	51	1	13	14	80	7	0	0	0
Michel Bergeron	30	7	6	13	7	-18	1	0	1
*Paul Mulvey	55	7	4	11	81	-18	1	0	1
Greg Carroll	24	5	6	11	12	-2	0	0	0
Peter Scamurra	30	3	5	8	12	-13	0	1	0
Jack Lynch	30	2	6	8	14	1	1	0	0
*Gary Rissling	26	3	3	6	127	-5	1	0	1
Gerry Meehan	18	2	4	6	0	-3	1	0	1
Bill Riley	24	2	2	4	64	-6	0	0	0
Ron Lalonde	18	1	3	4	4	-1	0	1	0
Eddy Godin	9	0	3	3	6	-2	0	0	0
Gary Inness	37	0	2	2	6	E	0	0	0
Chuck Arnason	13	0	2	2	4	-1	0	0	0
Craig Patrick	3	1	1	2	0	-1	0	0	0
Doug Patey	6	1	0	1	2	-2	0	0	0
Dave Forbes	2	0	1	1	2	E	0	0	0
Gord Smith	39	0	1	1	22	-7	0	0	0
Bryan Watson	20	0	1	1	36	-7	0	0	0
Jim Bedard	30	0	0	0	6	E	0	0	0
Bernie Wolfe	18	0	0	0	15	E	0	0	0
*Nelson Burton	3	0	0	0	13	-2	0	0	0
Mike Marson	4	0	0	0	0	-3	0	0	0
*Rollie Boutin	2	0	0	0	0	E	0	0	0
Rick Bragnalo	2	0	0	0	0	-1	0	0	0
*Brent Tremblay	1	0	0	0	0	E	0	0	0
Pierre Bouchard	1	0	0	0	0	1	0	0	0

Goaltender	GP	MIN	GA	SO	EN	GAA	W-L-T
Gary Inness	37	2,107	130	0	2	3.70	14-14-8
Jim Bedard	30	1,740	126	0	1	4.35	6-17-6
Bernie Wolfe	17	863	68	0	0	4.73	4-9-1
*Rollie Boutin	2	90	10	0	1	6.67	0-1-0

* Indicates rookie

Date	Opponent	Result		Record	Pts
10/11	@ Los Angeles	W	4-2	1-0-0	2
10/13	@ Atlanta	T	3-3	1-0-1	3
10/14	Atlanta	L	3-6	1-1-1	3
10/18	Chicago	L	2-4	1-2-1	3
10/20	Los Angeles	L	4-6	1-3-1	3
10/21	@ Pittsburgh	L	1-5	1-4-1	3
10/25	@ Chicago	T	2-2	1-4-2	4
10/28	@ Los Angeles	L	1-5	1-5-2	4
11/1	Pittsburgh	W	6-4	2-5-2	6
11/2	@ Montreal	L	2-4	2-6-2	6
11/4	@ NY Islanders	L	1-4	2-7-2	6
11/5	Detroit	T	3-3	2-7-3	7
11/8	Montreal	L	0-6	2-8-3	7
11/9	@ Boston	L	2-6	2-9-3	7
11/11	Buffalo	L	0-2	2-10-3	7
11/14	Atlanta	W	8-7	3-10-3	9
11/15	@ Minnesota	W	3-2	4-10-3	11
11/17	NY Islanders	L	2-4	4-11-3	11
11/21	@ St. Louis	W	4-3	5-11-3	13
11/22	St. Louis	L	1-3	5-12-3	13
11/25	Boston	T	5-5	5-12-4	14
11/26	@ NY Rangers	L	4-9	5-13-4	14
11/29	@ Pittsburgh	L	3-5	5-14-4	14
12/1	Pittsburgh	L	4-7	5-15-4	14
12/2	@ St. Louis	L	2-5	5-16-4	14
12/4	@ Los Angeles	L	2-10	5-17-4	14
12/5	@ Colorado	W	4-1	6-17-4	16
12/9	@ Vancouver	W	7-5	7-17-4	18
12/12	Colorado	L	3-4	7-18-4	18
12/14	@ Boston	L	2-5	7-19-4	18
12/15	Minnesota	L	1-6	7-20-4	18
12/17	Toronto	W	7-6	8-20-4	20
12/19	Philadelphia	T	4-4	8-20-5	21
12/21	@ Philadelphia	L	2-5	8-21-5	21
12/23	@ Detroit	T	2-2	8-21-6	22
12/27	@ Minnesota	L	1-6	8-22-6	22
12/30	@ Toronto	T	5-5	8-22-7	23
1/3	Los Angeles	W	8-3	9-22-7	25
1/6	@ Detroit	W	4-1	10-22-7	27
1/7	@ Chicago	L	3-5	10-23-7	27
1/9	Philadelphia	L	2-5	10-24-7	27
1/11	@ Buffalo	L	2-6	10-25-7	27
1/12	Colorado	W	8-1	11-25-7	29
1/14	Vancouver	W	5-3	12-25-7	31
1/16	@ NY Islanders	L	2-6	12-26-7	31
1/19	Detroit	W	5-1	13-26-7	33
1/20	@ Pittsburgh	W	5-2	14-26-7	35
1/24	NY Rangers	W	5-1	15-26-7	37
1/27	Chicago	W	4-1	16-26-7	39
1/28	Toronto	T	2-2	16-26-8	40
1/30	@ Detroit	L	4-7	16-27-8	40
1/31	Los Angeles	W	5-3	17-27-8	42
2/3	Vancouver	L	1-5	17-28-8	42
2/4	Montreal	L	4-8	17-29-8	42
2/15	@ Colorado	W	9-3	18-29-8	44
2/17	@ Montreal	L	0-2	18-30-8	44
2/18	@ NY Rangers	T	6-6	18-30-9	45
2/20	@ Atlanta	L	3-5	18-31-9	45
2/21	Detroit	L	3-4	18-32-9	45
2/24	Buffalo	L	4-6	18-33-9	45
2/25	Montreal	L	5-8	18-34-9	45
2/28	@ Los Angeles	T	3-3	18-34-10	46
3/2	@ Vancouver	W	6-2	19-34-10	48
3/4	Minnesota	W	5-4	20-34-10	50
3/5	Montreal	T	2-2	20-34-11	51
3/10	St. Louis	W	7-5	21-34-11	53
3/11	@ Detroit	T	3-3	21-34-12	54
3/14	Detroit	L	1-4	21-35-12	54
3/17	Pittsburgh	L	2-5	21-36-12	54
3/18	@ Buffalo	T	3-3	21-36-13	55
3/20	NY Rangers	T	2-2	21-36-14	56
3/21	@ Pittsburgh	T	2-2	21-36-15	57
3/24	@ Montreal	L	1-3	21-37-15	57
3/25	@ Philadelphia	L	4-7	21-38-15	57
3/28	@ Toronto	L	2-6	21-39-15	57
3/31	Boston	L	1-4	21-40-15	57
4/1	NY Islanders	W	6-4	22-40-15	59
4/3	Los Angeles	W	6-2	23-40-15	61
4/7	@ Montreal	L	3-10	23-41-15	61
4/8	Pittsburgh	W	5-2	24-41-15	63

1977-78

17-49-14, 48 points

	W	L	T	PTS
Home	10	23	7	27
Away	7	26	7	21
1st Half	8	23	9	25
2nd Half	9	26	5	23
October	2	5	0	4
November	0	10	5	5
December	4	6	3	11
January	3	9	3	9
February	3	10	0	6
March	2	8	2	6
April	3	1	1	7

Head Coach
Tom McVie

GERRY MEEHAN

Player	GP	G	A	PTS	PIM	+/-	PP	SH	GW
Guy Charron	80	38	35	73	12	-25	4	0	3
Bob Sirois	72	24	37	61	6	-11	5	0	1
Gerry Meehan	78	19	24	43	10	-41	7	0	2
*Robert Picard	75	10	27	37	101	-26	2	0	4
Bill Riley	57	13	12	25	125	-15	5	0	0
Bob Girard	52	9	14	23	6	-3	1	0	2
Dave Forbes	77	11	11	22	119	-34	0	0	0
*Tom Rowe	63	13	8	21	82	-18	1	0	0
Bill Collins	74	10	9	19	18	-32	0	1	1
Ace Bailey	40	7	12	19	28	-12	0	0	2
Rick Green	60	5	14	19	67	-35	4	0	1
Rick Bragnalo	44	2	13	15	22	-6	0	0	0
Bryan Watson	79	3	11	14	167	-12	0	1	0
Gord Smith	80	4	7	11	78	-20	0	0	1
Larry Bolonchuk	49	3	8	11	79	-19	0	0	0
Gord Lane	69	2	9	11	195	-19	0	0	0
Jean Lemieux	16	3	7	10	0	-12	3	0	0
Jack Lynch	29	1	8	9	4	-13	0	0	0
Mike Marson	46	4	4	8	101	1	0	0	0
Craig Patrick	44	1	7	8	4	-8	1	0	0
Yvon Labre	22	0	8	8	41	E	0	0	0
*Eddy Godin	18	3	3	6	6	-14	0	0	0
Ron Lalonde	67	1	5	6	16	-19	0	0	0
Walt McKechnie	16	4	1	5	0	-14	1	0	0
Doug Gibson	11	2	1	3	0	-3	0	0	0
*Mark Lofthouse	18	2	1	3	8	-5	0	0	0
*Jim Bedard	43	0	2	2	4	E	0	0	0
*Nelson Burton	5	1	0	1	8	-3	0	0	0
Doug Patey	2	0	1	1	0	1	0	0	0
Blair Stewart	8	0	1	1	9	-3	0	0	0
Tony White	1	0	0	0	0	-4	0	0	0
Gary Smith	17	0	0	0	6	E	0	0	0
Bernie Wolfe	25	0	0	0	0	E	0	0	0

Goaltender	GP	MIN	GA	SO	EN	GAA	W-L-T
*Jim Bedard	43	2,492	152	1	4	3.66	11-23-7
Bernie Wolfe	25	1,328	94	0	1	4.25	4-14-4
Gary Smith	17	980	68	0	2	4.16	2-12-3

* Indicates rookie

Date	Opponent	Result		Record	Pts
10/14	Pittsburgh	W	2-1	1-0-0	2
10/15	@ Cleveland	L	2-4	1-1-0	2
10/19	Montreal	L	3-5	1-2-0	2
10/24	@ Montreal	L	1-5	1-3-0	2
10/26	@ Atlanta	W	6-2	2-3-0	4
10/28	@ Colorado	L	1-8	2-4-0	4
10/29	@ Minnesota	L	4-7	2-5-0	4
11/2	Chicago	T	2-2	2-5-1	5
11/3	@ Philadelphia	L	1-4	2-6-1	5
11/5	Philadelphia	L	1-3	2-7-1	5
11/8	Los Angeles	L	1-5	2-8-1	5
11/9	@ Detroit	T	1-1	2-8-2	6
11/11	Toronto	L	1-3	2-9-2	6
11/13	NY Islanders	L	0-6	2-10-2	6
11/15	@ St. Louis	T	2-2	2-10-3	7
11/16	@ Toronto	L	2-5	2-11-3	7
11/19	Buffalo	L	6-7	2-12-3	7
11/20	@ Buffalo	L	2-5	2-13-3	7
11/23	Atlanta	T	2-2	2-13-4	8
11/24	@ Boston	L	0-6	2-14-4	8
11/26	@ Toronto	T	4-4	2-14-5	9
11/29	@ Los Angeles	L	2-4	2-15-5	9
12/2	Cleveland	L	2-3	2-16-5	9
12/4	Pittsburgh	L	2-4	2-17-5	9
12/6	Vancouver	L	2-5	2-18-5	9
12/7	@ Cleveland	W	5-3	3-18-5	11
12/10	@ Atlanta	L	1-5	3-19-5	11
12/11	St. Louis	W	2-1	4-19-5	13
12/13	@ Vancouver	L	1-3	4-20-5	13
12/17	@ Los Angeles	W	2-1	5-20-5	15
12/21	@ NY Rangers	T	5-5	5-20-6	16
12/23	Detroit	W	3-2	6-20-6	18
12/27	Boston	L	3-6	6-21-6	18
12/28	@ Pittsburgh	T	2-2	6-21-7	19
12/30	NY Rangers	T	3-3	6-21-8	20
1/2	Pittsburgh	W	3-2	7-21-8	22
1/4	Los Angeles	W	4-0	8-21-8	24
1/7	Buffalo	T	4-4	8-21-9	25
1/8	@ Chicago	L	1-3	8-22-9	25
1/11	Detroit	L	3-6	8-23-9	25
1/13	@ Minnesota	T	2-2	8-23-10	26
1/14	NY Islanders	L	0-4	8-24-10	26
1/18	@ Chicago	L	2-5	8-25-10	26
1/19	@ Boston	L	1-4	8-26-10	26
1/21	@ Pittsburgh	W	5-2	9-26-10	28
1/22	@ Detroit	L	3-6	9-27-10	28
1/25	Colorado	T	3-3	9-27-11	29
1/27	Boston	L	2-5	9-28-11	29
1/29	Minnesota	L	0-4	9-29-11	29
1/31	@ Vancouver	L	2-4	9-30-11	29
2/1	@ Los Angeles	L	3-8	9-31-11	29
2/4	@ NY Islanders	L	1-6	9-32-11	29
2/5	@ Buffalo	L	1-4	9-33-11	29
2/10	@ Cleveland	W	4-1	10-33-11	31
2/12	@ Philadelphia	L	1-4	10-34-11	31
2/14	Vancouver	L	2-4	10-35-11	31
2/17	Montreal	L	2-8	10-36-11	31
2/19	Minnesota	W	2-1	11-36-11	33
2/21	Los Angeles	L	1-4	11-37-11	33
2/23	@ Detroit	L	1-4	11-38-11	33
2/25	@ Toronto	L	0-4	11-39-11	33
2/26	Philadelphia	L	1-6	11-40-11	33
2/28	Colorado	W	7-4	12-40-11	35
3/4	@ St. Louis	T	3-3	12-40-12	36
3/8	@ Montreal	L	3-4	12-41-12	36
3/12	@ NY Rangers	L	2-8	12-42-12	36
3/15	Toronto	L	2-5	12-43-12	36
3/18	Cleveland	W	8-3	13-43-12	38
3/19	St. Louis	L	2-3	13-44-12	38
3/22	Chicago	L	2-6	13-45-12	38
3/24 •	NY Rangers	L	4-11	13-46-12	38
3/25	@ Montreal	L	0-5	13-47-12	38
3/26 ••	Detroit	L	1-4	13-48-12	38
3/28	Boston	T	4-4	13-48-13	39
3/30	@ Colorado	W	4-3	14-48-13	41
4/1	@ NY Islanders	L	2-3	14-49-13	41
4/2	Montreal	T	4-4	14-49-14	42
4/4	Buffalo	W	4-3	15-49-14	44
4/8	@ Pittsburgh	W	6-4	16-49-14	46
4/9	Atlanta	W	4-2	17-49-14	48

• Postponed from March 3 due to snow
•• Postponed from March 24 due to schedule conflict

1976-77

24-42-14, 62 points

	W	L	T	PTS
Home	17	15	8	42
Away	7	27	6	20
1st Half	11	23	6	28
2nd Half	13	19	8	34
October	2	6	2	6
November	5	8	0	10
December	3	8	2	8
January	6	6	4	16
February	2	6	5	9
March	6	6	1	13
April	0	2	0	0

Head Coach
Tom McVie

GUY CHARRON

Player	GP	G	A	PTS	PIM	+/-	PP	SH	GW
Guy Charron	80	36	46	82	10	-28	6	1	4
Gerry Meehan	80	28	36	64	13	-11	9	1	6
Hartland Monahan	79	23	27	50	37	-28	7	1	4
Ace Bailey	78	19	27	46	51	-21	2	0	2
Bob Sirois	45	13	22	35	2	1	1	0	1
Jack Lynch	75	5	25	30	90	-15	0	0	0
Ron Lalonde	76	12	17	29	24	-20	0	0	0
*Bill Riley	43	13	14	27	124	4	5	0	2
Bill Collins	63	12	15	27	30	-8	0	2	2
Washington	54	11	14	25	26	-7	0	2	1
Rick Bragnalo	80	11	12	23	16	-15	1	2	1
Tony White	72	12	9	21	44	-15	2	1	3
Craig Patrick	28	7	10	17	2	-10	1	0	0
*Gord Lane	80	2	15	17	207	-25	0	0	0
Bryan Watson	70	1	15	16	130	-4	0	0	0
Washington	56	1	14	15	91	-6	0	0	0
*Rick Green	45	3	12	15	16	-20	1	0	0
Yvon Labre	62	3	11	14	169	-5	0	2	0
Gord Smith	79	1	12	13	92	-27	1	0	0
Mike Lampman	22	6	5	11	4	-4	1	0	0
Jean Lemieux	15	4	4	8	2	-9	2	0	0
Harvey Bennett	18	2	6	8	34	-9	0	0	0
Blair Stewart	34	5	2	7	85	-6	0	0	0
Bob Paradise	22	0	5	5	20	-3	0	0	0
*Doug Patey	37	3	1	4	6	-15	0	0	0
*Tom Rowe	12	1	2	3	2	-6	0	0	0
Peter Scamurra	21	0	2	2	8	-6	0	0	0
Mike Marson	10	0	1	1	18	-1	0	0	0
Paul Nicholson	9	0	1	1	2	-6	0	0	0
Bernie Wolfe	37	0	1	1	2	E	0	0	0
*Alex Forsyth	1	0	0	0	0	E	0	0	0
Bill Mikkelson	1	0	0	0	2	E	0	0	0
Roger Crozier	3	0	0	0	0	E	0	0	0
*Steve Self	3	0	0	0	0	-3	0	0	0
*Brian Kinsella	6	0	0	0	0	-2	0	0	0
Larry Bolonchuk	9	0	0	0	12	-12	0	0	0
Ron Low	54	0	0	0	4	E	0	0	0

Goaltender	GP	MIN	GA	SO	EN	GAA	W-L-T
Ron Low	54	2,918	188	0#	1	3.87	16-27-5
Bernie Wolfe	37	1,779	114	1	2	3.84	7-15-9
Roger Crozier	3	103	2	0#	0	1.17	1-0-0

Shared team shutout on 3/18

* Indicates rookie

Date	Opponent	Result		Record	Pts
10/5	Atlanta	W	6-5	1-0-0	2
10/7	@ Detroit	T	3-3	1-0-1	3
10/9	@ Cleveland	L	3-6	1-1-1	3
10/13	@ Vancouver	L	1-4	1-2-1	3
10/16	@ Los Angeles	L	1-7	1-3-1	3
10/19	Montreal	L	0-6	1-4-1	3
10/21	Los Angeles	T	5-5	1-4-2	4
10/24	@ Buffalo	L	1-2	1-5-2	4
10/29	@ Colorado	W	2-1	2-5-2	6
10/31	@ Chicago	L	4-5	2-6-2	6
11/3	@ Atlanta	L	0-7	2-7-2	6
11/5	Buffalo	L	2-3	2-8-2	6
11/7	Minnesota	W	4-1	3-8-2	8
11/9	Vancouver	W	4-2	4-8-2	10
11/10	@ NY Rangers	W	7-5	5-8-2	12
11/12	Chicago	L	4-5	5-9-2	12
11/14	Cleveland	L	2-3	5-10-2	12
11/18	@ Boston	L	2-3	5-11-2	12
11/19	Boston	L	1-4	5-12-2	12
11/21	Colorado	W	3-1	6-12-2	14
11/24	@ Atlanta	L	2-6	6-13-2	14
11/27	@ Minnesota	L	1-6	6-14-2	14
11/30	Pittsburgh	W	6-4	7-14-2	16
12/1	@ NY Rangers	L	1-4	7-15-2	16
12/3	Philadelphia	T	4-4	7-15-3	17
12/5	@ Boston	T	5-5	7-15-4	18
12/7	Vancouver	W	4-3	8-15-4	20
12/10	@ Cleveland	L	1-7	8-16-4	20
12/11	Cleveland	L	2-4	8-17-4	20
12/14	Los Angeles	L	2-4	8-18-4	20
12/17	Toronto	W	3-2	9-18-4	22
12/18	@ Pittsburgh	W	5-3	10-18-4	24
12/23	@ Philadelphia	L	2-5	10-19-4	24
12/26	@ Buffalo	L	2-5	10-20-4	24
12/28	NY Rangers	L	2-5	10-21-4	24
12/29	@ Colorado	L	1-3	10-22-4	24
1/1	@ Toronto	L	1-3	10-23-4	24
1/2	St. Louis	W	2-1	11-23-4	26
1/4	Detroit	T	2-2	11-23-5	27
1/6	Pittsburgh	T	3-3	11-23-6	28
1/8	@ Montreal	L	2-7	11-24-6	28
1/10	@ Detroit	W	2-0	12-24-6	30
1/11	Boston	L	2-3	12-25-6	30
1/15	@ NY Islanders	L	1-2	12-26-6	30
1/16	NY Islanders	T	2-2	12-26-7	31
1/18	Montreal	L	0-3	12-27-7	31
1/19	@ Buffalo	W	4-2	13-27-7	33
1/22	@ Montreal	L	2-5	13-28-7	33
1/23	St. Louis	W	6-3	14-28-7	35
1/27	Detroit	W	4-1	15-28-7	37
1/29	@ St. Louis	W	5-2	16-28-7	39
1/30	Philadelphia	T	5-5	16-28-8	40
2/2	@ Los Angeles	L	2-7	16-29-8	40
2/5	@ NY Islanders	T	3-3	16-29-9	41
2/6	@ Boston	L	2-5	16-30-9	41
2/9	@ Chicago	T	4-4	16-30-10	42
2/10	@ Philadelphia	L	2-9	16-31-10	42
2/12	@ Toronto	L	0-10	16-32-10	42
2/15	Minnesota	T	3-3	16-32-11	43
2/17	@ Minnesota	T	4-4	16-32-12	44
2/19	@ St. Louis	L	1-4	16-33-12	44
2/20	NY Islanders	T	2-2	16-33-13	45
2/22	Pittsburgh	W	3-1	17-33-13	47
2/25	Toronto	W	4-2	18-33-13	49
2/26	@ Pittsburgh	L	1-2	18-34-13	49
3/1	Los Angeles	L	2-3	18-35-13	49
3/3	Chicago	W	7-4	19-35-13	51
3/6	Atlanta	L	2-4	19-36-13	51
3/9	@ Vancouver	L	2-5	19-37-13	51
3/10	@ Los Angeles	L	0-6	19-38-13	51
3/13	@ Detroit	T	3-3	19-38-14	52
3/15	Cleveland	L	1-5	19-39-14	52
3/18	Colorado	W	5-0	20-39-14	54
3/20	Buffalo	L	2-6	20-40-14	54
3/25	NY Rangers	W	7-2	21-40-14	56
3/27	Toronto	W	7-4	22-40-14	58
3/29	Detroit	W	6-1	23-40-14	60
3/30	@ Pittsburgh	W	4-3	24-40-14	62
4/2	@ Montreal	L	0-11	24-41-14	62
4/3	Montreal	L	1-2	24-42-14	62

1975-76

11-59-10, 32 points

	W	L	T	PTS
Home	6	26	8	20
Away	5	33	2	12
1st Half	3	32	5	11
2nd Half	8	27	5	21
October	2	9	1	5
November	1	9	1	3
December	0	11	3	3
January	2	13	0	4
February	3	6	4	10
March	2	9	1	5
April	1	2	0	2

Head Coach
Milt Schmidt: 3-28-5
Tom McVie (Dec. 31): 8-31-5

BERNIE WOLFE

Player	GP	G	A	PTS	PIM	+/-	PP	SH	GW
Nelson Pyatt	77	26	23	49	14	-57	5	0	0
*Hartland Monahan	80	17	29	46	35	-49	2	0	2
*Tony White	80	25	17	42	56	-41	7	0	2
Jean Lemieux	66	10	23	33	12	-18	6	0	1
Washington	33	6	14	20	2	-21	5	0	1
Ace Bailey	67	13	19	32	75	-42	2	0	2
Gerry Meehan	32	16	15	31	10	-7	3	0	0
*Bob Sirois	44	10	19	29	6	-33	4	0	0
Washington	43	10	19	29	6	-33	4	0	0
*Harvey Bennett	84	15	13	28	92	-21	2	0	1
Washington	49	12	10	22	39	-25	1	0	1
Ron Lalonde	80	9	19	28	19	-27	2	1	0
Stan Gilbertson	31	13	14	27	6	-26	5	0	0
Blair Stewart	74	13	14	27	113	-52	0	0	0
Bill Clement	46	10	17	27	20	-30	2	0	0
Greg Joly	54	8	17	25	28	-47	3	1	1
Jack Lynch	79	9	13	22	78	-52	5	0	1
Yvon Labre	80	2	20	22	146	-38	0	0	0
Tommy Williams	34	8	13	21	6	-34	2	0	0
Mike Lampman	27	7	12	19	28	-6	0	0	1
*Peter Scamurra	58	2	13	15	33	-38	1	0	0
*Rick Bragnalo	19	2	10	12	8	-4	0	0	0
Bob Gryp	46	6	5	11	12	-18	0	0	0
Mike Marson	57	4	7	11	50	-18	0	0	0
Bob Paradise	57	0	8	8	46	-48	0	0	0
Washington	48	0	8	8	42	-41	0	0	0
Willie Brossart	49	0	8	8	40	-49	0	0	0
Jack Egers	12	3	3	6	8	-3	2	0	0
Gord Smith	25	1	2	3	28	-22	1	0	0
*John Paddock	8	1	1	2	12	-5	0	0	0
Paul Nicholson	14	0	2	2	9	-4	0	0	0
*Gord Lane	3	1	0	1	12	-5	1	0	0
Larry Bolonchuk	1	0	1	1	0	-1	0	0	0
*Brian Kinsella	4	0	1	1	0	-2	0	0	0
Michel Belhumeur	7	0	1	1	0	E	0	0	0
Ron Low	43	0	0	0	2	E	0	0	0
*Bernie Wolfe	40	0	0	0	0	E	0	0	0
*Don McLean	9	0	0	0	6	-3	0	0	0
Ron Jones	2	0	0	0	0	-1	0	0	0
*Brian Stapleton	1	0	0	0	0	-2	0	0	0

Goaltender	GP	MIN	GA	SO	EN	GAA	W-L-T
Ron Low	43	2,289	208	0	3	5.45	6-31-2
Bernie Wolfe	40	2,134	148	0	2	4.16	5-23-7
Michel Belhumeur	7	377	32	0	1	5.09	0-5-1

* Indicates rookie

Date	Opponent	Result		Record	Pts
10/7	Pittsburgh	L	2-4	0-1-0	0
10/9	@ Philadelphia	L	4-5	0-2-0	0
10/11	@ Pittsburgh	L	5-7	0-3-0	0
10/14	@ Vancouver	L	2-7	0-4-0	0
10/15	@ Los Angeles	L	3-4	0-5-0	0
10/17	@ California	T	3-3	0-5-1	1
10/19	@ Buffalo	L	4-5	0-6-1	1
10/22	Kansas City	L	2-4	0-7-1	1
10/24	Toronto	L	3-6	0-8-1	1
10/26	@ Chicago	W	7-5	1-8-1	3
10/28	@ Los Angeles	L	0-6	1-9-1	3
10/30	@ Kansas City	W	6-2	2-9-1	5
11/1	@ NY Islanders	L	3-7	2-10-1	5
11/5	Los Angeles	L	1-3	2-11-1	5
11/9	St. Louis	L	3-5	2-12-1	5
11/12	Pittsburgh	T	6-6	2-12-2	6
11/14	Atlanta	L	1-4	2-13-2	6
11/15	@ St. Louis	L	2-9	2-14-2	6
11/18	@ Toronto	L	2-4	2-15-2	6
11/19	Vancouver	L	2-5	2-16-2	6
11/21	California	L	0-2	2-17-2	6
11/26	Los Angeles	W	7-2	3-17-2	8
11/29	@ Minnesota	L	3-5	3-18-2	8
12/3	Buffalo	T	4-4	3-18-3	9
12/4	@ Boston	L	2-3	3-19-3	9
12/6	@ Montreal	L	3-9	3-20-3	9
12/7	@ NY Rangers	L	2-5	3-21-3	9
12/9	@ Atlanta	L	1-7	3-22-3	9
12/10	Chicago	L	2-7	3-23-3	9
12/12	Detroit	L	3-5	3-24-3	9
12/14	Minnesota	T	4-4	3-24-4	10
12/17	Boston	L	2-3	3-25-4	10
12/19	Philadelphia	L	5-7	3-26-4	10
12/21	@ Buffalo	L	2-14	3-27-4	10
12/26	Minnesota	T	1-1	3-27-5	11
12/29	Montreal	L	0-6	3-28-5	11
12/31	@ Detroit	L	0-4	3-29-5	11
1/2	California	L	5-8	3-30-5	11
1/3	@ Montreal	L	0-7	3-31-5	11
1/6	Vancouver	L	3-5	3-32-5	11
1/8	@ St. Louis	L	2-4	3-33-5	11
1/9	California	L	0-5	3-34-5	11
1/11	Boston	L	4-7	3-35-5	11
1/13	Montreal	L	2-3	3-36-5	11
1/15	@ Buffalo	L	3-5	3-37-5	11
1/17	@ Minnesota	L	3-7	3-38-5	11
1/21	NY Islanders	L	2-5	3-39-5	11
1/23	NY Rangers	W	7-5	4-39-5	13
1/24	@ Pittsburgh	L	2-8	4-40-5	13
1/27	@ Los Angeles	L	0-2	4-41-5	13
1/28	@ California	W	4-2	5-41-5	15
1/30	@ Vancouver	L	2-4	5-42-5	15
2/4	@ Toronto	T	4-4	5-42-6	16
2/7	@ Kansas City	L	1-5	5-43-6	16
2/8	@ Chicago	L	2-4	5-44-6	16
2/10	Los Angeles	T	2-2	5-44-7	17
2/13	St. Louis	L	0-2	5-45-7	17
2/15	Detroit	W	8-5	6-45-7	19
2/16	Toronto	L	1-5	6-46-7	19
2/18	@ NY Rangers	L	4-11	6-47-7	19
2/21	@ Detroit	W	5-1	7-47-7	21
2/22	NY Islanders	L	0-4	7-48-7	21
2/24	Philadelphia	T	5-5	7-48-8	22
2/27	Boston	T	3-3	7-48-9	23
2/29	Chicago	W	4-1	8-48-9	25
3/6	@ NY Islanders	L	3-6	8-49-9	25
3/7	@ Boston	L	3-4	8-50-9	25
3/12	@ Atlanta	L	1-4	8-51-9	25
3/14	@ Montreal	L	1-5	8-52-9	25
3/16	NY Rangers	W	5-2	9-52-9	27
3/19	Pittsburgh	L	3-7	9-53-9	27
3/20	@ Toronto	L	3-7	9-54-9	27
3/23	Kansas City	T	5-5	9-54-10	28
3/24	@ Detroit	L	3-7	9-55-10	28
3/26	Buffalo	L	1-4	9-56-10	28
3/28	Atlanta	L	1-3	9-57-10	28
3/30	Detroit	W	5-3	10-57-10	30
4/1	@ Philadelphia	L	2-11	10-58-10	30
4/3	@ Pittsburgh	W	5-4	11-58-10	32
4/4	Montreal	L	3-4	11-59-10	32

1974-75

8-67-5, 21 points

	W	L	T	PTS
Home	7	28	5	19
Away	1	39	0	2
1st Half	3	33	4	10
2nd Half	5	34	1	11
October	1	8	1	3
November	1	10	2	4
December	1	12	1	3
January	1	11	1	3
February	2	12	0	4
March	1	12	0	2
April	1	2	0	2

Head Coach

Jimmy Anderson: 4-45-5
Red Sullivan (Feb. 11): 2-16-0
Milt Schmidt (March 22): 2-6-0

YVON LABRE

Player	GP	G	A	PTS	PIM	+/-	PP	SH	GW
Tommy Williams	73	22	36	58	12	-80	7	2	1
Ace Bailey	71	19	39	58	121	-33	5	0	1
Washington	22	4	13	17	8	-29	1	0	0
Denis Dupere	53	20	15	35	8	-43	8	0	0
*Mike Marson	76	16	12	28	59	-65	5	0	2
Stan Gilbertson	62	13	15	28	18	-40	3	0	1
Washington	25	11	7	18	12	-37	2	0	1
Yvon Labre	76	4	23	27	182	-54	0	0	0
Ron Lalonde	74	12	17	29	27	-39	4	1	1
Washington	50	12	14	26	27	-39	4	1	1
*Mike Bloom	69	7	19	26	84	-54	0	0	0
Dave Kryskow	52	9	15	24	83	-29	1	1	0
Jack Lynch	70	3	20	23	62	-69	0	0	0
Washington	20	1	5	6	16	-54	0	0	0
Doug Mohns	75	2	19	21	54	-54	1	0	0
Bill Lesuk	79	8	11	19	77	-33	1	2	0
*Ron Anderson	28	9	7	16	8	-20	4	0	0
Steve Atkinson	46	11	4	15	8	-25	3	2	0
Pete Laframboise	45	5	10	15	22	-36	0	0	0
Bob Gryp	27	5	8	13	21	-24	0	0	0
*Bruce Cowick	65	5	6	11	41	-43	0	0	0
Gord Smith	63	3	8	11	56	-60	2	0	0
Gord Brooks	38	1	10	11	25	-19	1	0	0
*Nelson Pyatt	25	6	4	10	23	-15	0	0	1
Washington	16	6	4	10	21	-14	0	0	1
*Jim Hrycuik	21	5	5	10	12	-12	1	0	0
Bill Mikkelson	59	3	7	10	52	-82	3	0	0
*Paul Nicholson	39	4	5	9	7	-29	0	0	1
*Greg Joly	44	1	7	8	44	-69	1	0	0
Blair Stewart	21	1	5	6	41	-7	0	0	0
Washington	2	1	0	1	2	-2	0	0	0
Jack Egers	14	3	2	5	8	-14	1	0	1
Lew Morrison	18	0	4	4	6	-14	0	0	0
Ron Jones	19	1	1	2	16	-13	1	0	0
*Tony White	5	0	2	2	0	E	0	0	0
Michel Belhumeur	35	0	2	2	10	E	0	0	0
Willie Brossart	16	1	0	1	16	-11	0	0	0
Washington	12	1	0	1	14	-13	0	0	0
*Larry Fullan	4	1	0	1	0	-2	1	0	0
Rod Seiling	5	0	1	1	0	-4	0	0	0
Washington	1	0	0	0	0	E	0	0	0
*Murray Anderson	40	0	1	1	68	-20	0	0	0
Ron Low	48	0	0	0	4	E	0	0	0
*Andre Peloffy	9	0	0	0	0	-8	0	0	0
John Adams	8	0	0	0	2	E	0	0	0
Joe Lundrigan	3	0	0	0	2	-3	0	0	0
*Bill Riley	1	0	0	0	0	-1	0	0	0

Goaltender	GP	MIN	GA	SO	EN	GAA	W-L-T
Ron Low	48	2,587	235	1	2	5.45	8-36-2
Michel Belhumeur	35	1,813	162	0	1	5.36	0-24-3
John Adams	8	400	46	0	0	6.90	0-7-0

* Indicates rookie

Date	Opponent	Result		Record	Pts
10/9	@ NY Rangers	L	3-6	0-1-0	0
10/12	@ Minnesota	L	0-6	0-2-0	0
10/15	Los Angeles	T	1-1	0-2-1	1
10/17	Chicago	W	4-3	1-2-1	3
10/19	@ Detroit	L	4-6	1-3-1	3
10/20	NY Islanders	L	0-5	1-4-1	3
10/22	Detroit	L	0-3	1-5-1	3
10/23	@ Chicago	L	2-3	1-6-1	3
10/27	Toronto	L	3-4	1-7-1	3
10/31	Montreal	L	0-3	1-8-1	3
11/3	Kansas City	L	4-5	1-9-1	3
11/7	@ Boston	L	4-10	1-10-1	3
11/9	@ Philadelphia	L	2-6	1-11-1	3
11/10	Montreal	L	1-11	1-12-1	3
11/12	Atlanta	T	2-2	1-12-2	4
11/13	@ Atlanta	L	3-4	1-13-2	4
11/16	@ Pittsburgh	L	1-8	1-14-2	4
11/18	Pittsburgh	L	0-6	1-15-2	4
11/19	California	W	6-4	2-15-2	6
11/20	@ Buffalo	L	3-7	2-16-2	6
11/24	Minnesota	T	4-4	2-16-3	7
11/27	@ Minnesota	L	4-6	2-17-3	7
11/30	@ Toronto	L	1-7	2-18-3	7
12/1	California	L	2-5	2-19-3	7
12/3	Buffalo	L	3-5	2-20-3	7
12/5	@ Buffalo	L	2-9	2-21-3	7
12/7	@ St. Louis	L	2-8	2-22-3	7
12/8	St. Louis	L	1-3	2-23-3	7
12/12	NY Rangers	T	6-6	2-23-4	8
12/14	@ Boston	L	1-12	2-24-4	8
12/15	Toronto	W	3-1	3-24-4	10
12/17	@ Vancouver	L	2-4	3-25-4	10
12/19	@ Los Angeles	L	1-4	3-26-4	10
12/20	@ California	L	2-5	3-27-4	10
12/22	Buffalo	L	0-4	3-28-4	10
12/26	Philadelphia	L	1-4	3-29-4	10
12/29	NY Islanders	L	0-7	3-30-4	10
1/2	@ NY Islanders	L	2-5	3-31-4	10
1/4	@ Montreal	L	0-10	3-32-4	10
1/5	@ Atlanta	L	0-3	3-33-4	10
1/7	Boston	T	3-3	3-33-5	11
1/11	@ Kansas City	L	3-5	3-34-5	11
1/12	Montreal	L	2-7	3-35-5	11
1/14	Los Angeles	L	2-6	3-36-5	11
1/16	@ Philadelphia	L	0-4	3-37-5	11
1/19	Pittsburgh	L	2-3	3-38-5	11
1/23	Vancouver	L	2-3	3-39-5	11
1/25	@ Detroit	L	2-5	3-40-5	11
1/26	Detroit	W	6-3	4-40-5	13
1/30	@ Los Angeles	L	4-6	4-41-5	13
2/1	@ Vancouver	L	2-5	4-42-5	13
2/5	@ California	L	1-5	4-43-5	13
2/8	@ NY Islanders	L	1-5	4-44-5	13
2/9	@ NY Rangers	L	3-7	4-45-5	13
2/11	NY Rangers	W	7-4	5-45-5	15
2/13	@ Kansas City	L	1-5	5-46-5	15
2/15	@ St. Louis	L	1-7	5-47-5	15
2/16	Kansas City	W	3-0	6-47-5	17
2/18	Los Angeles	L	1-6	6-48-5	17
2/21	Buffalo	L	4-9	6-49-5	17
2/22	@ Chicago	L	3-10	6-50-5	17
2/23	St. Louis	L	2-7	6-51-5	17
2/25	Chicago	L	2-6	6-52-5	17
2/26	@ Pittsburgh	L	1-3	6-53-5	17
3/1	@ Toronto	L	4-5	6-54-5	17
3/2	Vancouver	L	3-7	6-55-5	17
3/4	Boston	L	0-8	6-56-5	17
3/7	@ Montreal	L	4-8	6-57-5	17
3/9	Toronto	L	2-4	6-58-5	17
3/15	@ Pittsburgh	L	1-12	6-59-5	17
3/18	Philadelphia	L	2-7	6-60-5	17
3/20	Minnesota	L	1-5	6-61-5	17
3/22	@ Boston	L	2-8	6-62-5	17
3/23	Atlanta	L	0-5	6-63-5	17
3/26	@ Los Angeles	L	1-5	6-64-5	17
3/28	@ California	W	5-3	7-64-5	19
3/30	Detroit	L	5-8	7-65-5	19
4/2	@ Detroit	L	3-8	7-66-5	19
4/5	@ Montreal	L	2-10	7-67-5	19
4/6	Pittsburgh	W	8-4	8-67-5	21

General Managers, Head Coaches and Captains

GENERAL MANAGERS

MILT SCHMIDT — Named the Capitals' first general manager. Was replaced by Max McNab, Dec. 29, 1975.
MAX McNAB — Named general manager Dec. 31, 1975. Was replaced by Roger Crozier, Nov. 5, 1981.
ROGER CROZIER — Named interim general manager Nov. 5, 1981. Was replaced by David Poile, Aug. 30, 1982.
DAVID POILE — Named general manager Aug. 30, 1982. Was replaced by George McPhee, June 9, 1997.
GEORGE McPHEE — Named general manager June 9, 1997. Was replaced by Brian MacLellan, May 26, 2014
BRIAN MacLELLAN — Named general manager May 26, 2014.

HEAD COACHES

JIMMY ANDERSON
Named the Capitals' first head coach. Relieved of coaching duties Feb. 9, 1975.

YEAR	GM	W-L-T	PTS	PCT.
1974-75	54	4-45-5	13	.120

RED SULLIVAN
Named head coach Feb. 11, 1975. Relieved of coaching duties March 22, 1975.

YEAR	GM	W-L-T	PTS	PCT.
1974-75	18	2-16-0	4	.111

MILT SCHMIDT
Named head coach March 23, 1975. Relieved of coaching duties Dec. 29, 1975.

YEAR	GM	W-L-T	PTS	PCT.
1974-75	8	2-6-0	4	.250
1975-76	36	3-28-5	11	.153
TOTALS	**44**	**5-34-5**	**15**	**.170**

TOM McVIE
Named head coach Dec. 31, 1975. Relieved of coaching duties Oct. 9, 1978.

YEAR	GM	W-L-T	PTS	PCT.
1975-76	44	8-31-5	21	.239
1976-77	80	24-42-14	62	.388
1977-78	80	17-49-14	48	.300
TOTALS	**204**	**49-122-33**	**131**	**.321**

DANNY BELISLE
Named head coach Oct. 9, 1978. Relieved of coaching duties Nov. 5, 1979.

YEAR	GM	W-L-T	PTS	PCT.
1978-79	80	24-41-15	63	.394
1979-80	16	4-10-2	10	.313
TOTALS	**96**	**28-51-17**	**73**	**.380**

GARY GREEN
Named head coach Nov. 14, 1979. Relieved of coaching duties Nov. 5, 1981.

YEAR	GM	W-L-T	PTS	PCT.
1979-80	64	23-30-11	57	.445
1980-81	80	26-36-18	70	.438
1981-82	13	1-12-0	2	.077
TOTALS	**157**	**50-78-29**	**129**	**.411**

ROGER CROZIER
Named interim head coach Nov. 5, 1981 and was 0-1-0. Left the bench when Bryan Murray was hired Nov. 11, 1981.

BRYAN MURRAY
Named head coach Nov. 11, 1981. Relieved of coaching duties Jan. 15, 1990.

YEAR	GM	W-L-T	PTS	PCT.
1981-82	66	25-28-13	63	.477
1982-83	80	39-25-16	94	.588
1983-84	80	48-27-5	101	.631
1984-85	80	46-25-9	101	.631
1985-86	80	50-23-7	107	.669
1986-87	80	38-32-10	86	.538
1987-88	80	38-33-9	85	.531
1988-89	80	41-29-10	92	.575
1989-90	46	18-24-4	40	.435
TOTALS	**672**	**343-246-83**	**769**	**.572**

TERRY MURRAY
Named head coach Jan. 15, 1990. Relieved of coaching duties Jan. 27, 1994.

YEAR	GM	W-L-T	PTS	PCT.
1989-90	34	18-14-2	38	.559
1990-91	80	37-36-7	81	.506
1991-92	80	45-27-8	98	.613
1992-93	84	43-34-7	93	.554
1993-94	47	20-23-4	44	.468
TOTALS	**325**	**163-134-28**	**354**	**.545**

CAPTAINS

DOUG MOHNS — 1974-75
BILL CLEMENT & YVON LABRE — 1975-76
YVON LABRE — 1976-77 to 1977-78
GUY CHARRON — 1978-79
RYAN WALTER — 1979-80 to 1981-82
ROD LANGWAY — 1982-83 to 1991-92
ROD LANGWAY & KEVIN HATCHER — 1992-93
KEVIN HATCHER — 1993-94
DALE HUNTER — 1994-95 to 1998-99
ADAM OATES — 1999-00 to 2000-01
STEVE KONOWALCHUK & BRENDAN WITT — 2001-02
STEVE KONOWALCHUK — 2002-03 to 2003-04
JEFF HALPERN — 2005-06
CHRIS CLARK — 2006-07 to 2009-10
ALEX OVECHKIN — 2009-10 to present

JIM SCHOENFELD
Named head coach Jan. 27, 1994. Relieved of coaching duties June 3, 1997.

YEAR	GM	W-L-T	PTS	PCT.
1993-94	37	19-12-6	44	.595
1994-95	48	22-18-8	52	.542
1995-96	82	39-32-11	89	.543
1996-97	82	33-40-9	75	.457
TOTALS	**249**	**113-102-34**	**260**	**.522**

RON WILSON
Named head coach June 9, 1997. Relieved of coaching duties May 10, 2002.

YEAR	GM	W-L-T-OTL	PTS	PCT.
1997-98	82	40-30-12	92	.561
1998-99	82	31-45-6	68	.415
1999-00	82	44-24-12-2	102	.622
2000-01	82	41-27-10-4	96	.585
2001-02	82	36-33-11-2	85	.514
TOTALS	**410**	**192-159-51-8**	**443**	**.540**

BRUCE CASSIDY
Named head coach June 25, 2002. Relieved of coaching duties Dec. 10, 2003.

YEAR	GM	W-L-T-OTL	PTS	PCT.
2002-03	82	39-29-8-6	92	.561
2003-04	28	8-18-1-1	18	.321
TOTALS	**110**	**47-47-9-7**	**110**	**.500**

GLEN HANLON
Named head coach Dec 10, 2003. Relieved of coaching duties Nov. 22, 2008.

YEAR	GM	W-L-T-OT	PTS	PCT.
2003-04	54	15-28-9-2	41	.380
2005-06	82	29-41-12	70	.427
2006-07	82	28-40-14	70	.427
2007-08	21	6-14-1	13	.310
TOTALS	**239**	**78-123-9-29**	**194**	**.406**

BRUCE BOUDREAU
Named head coach Nov. 22, 2007. Relieved of coaching duties Nov. 28, 2011.

YEAR	GM	W-L-OT	PTS	PCT.
2007-08	61	37-17-7	81	.664
2008-09	82	50-24-8	108	.659
2009-10	82	54-15-13	120	.732
2010-11	82	48-23-11	107	.652
2011-12	22	12-9-1	25	.568
TOTALS	**329**	**201-88-40**	**441**	**.655**

DALE HUNTER
Named head coach Nov. 28, 2011. Left coaching duties May 14, 2012.

YEAR	GM	W-L-OT	PTS	PCT.
2011-12	60	30-23-7	67	.558
TOTALS	**60**	**30-23-7**	**67**	**.558**

ADAM OATES
Named head coach June 26, 2012. Relieved of coaching duties April 26, 2014.

YEAR	GM	W-L-OT	PTS	PCT.
2012-13	48	27-18-3	57	.594
2013-14	82	38-30-14	90	.549
TOTALS	**130**	**65-48-17**	**147**	**.565**

BARRY TROTZ
Named head coach May 26, 2014. Left coaching duties June 18, 2018.

YEAR	GM	W-L-OT	PTS	PCT.
2014-15	82	45-26-11	101	.616
2015-16	82	56-18-8	120	.732
2016-17	82	55-19-8	118	.720
2017-18	82	49-26-7	105	.640
TOTALS	**328**	**205-89-34**	**444**	**.677**

TODD REIRDEN
Named head coach June 29, 2018

YEAR	GM	W-L-OT	PTS	PCT.
2018-19	82	48-26-8	104	.634

All-Time Player Register

KEITH ACTON — F — #15

Signed as a free agent, July 27, 1993. Claimed by NY Islanders on waivers, Oct. 22, 1993.

YEAR	GP	G	A	PTS	PIM	+/-	PP	SH	GW
93-94	6	0	0	0	21	-4	0	0	0
NHL TOTAL	1023	226	358	584	1172	-24	33	11	29

GREG ADAMS — F — #22

Acquired from Hartford for Torrie Robertson, Oct. 4, 1983. Traded to Edmonton for Geoff Courtnall, July 22, 1988.

YEAR	GP	G	A	PTS	PIM	+/-	PP	SH	GW
83-84	57	2	6	8	133	1	0	0	0
84-85	51	6	12	18	72	8	0	0	1
85-86	78	18	38	56	152	24	3	0	2
86-87	67	14	30	44	184	9	2	0	0
87-88	78	15	12	27	153	-3	3	0	0
TOTAL	331	55	98	153	694	39	8	0	3
NHL TOTAL	545	84	143	227	1173	1	11	0	5

JASON ALLISON — F — #41

Capitals' 2nd choice (17th overall) in 1993 Entry Draft. Traded to Boston with Jim Carey and Anson Carter for Adam Oates, Bill Ranford and Rick Tocchet on March 1, 1997.

YEAR	GP	G	A	PTS	PIM	+/-	PP	SH	GW
93-94	2	0	1	1	0	1	0	0	0
94-95	12	2	1	3	6	-3	2	0	0
95-96	19	0	3	3	2	-3	0	0	0
96-97	53	5	17	22	25	-3	1	0	1
TOTAL	86	7	22	29	33	-8	3	0	1
NHL TOTAL	552	154	331	485	441	17	44	4	26

KARL ALZNER — D — #47, 27

Capitals' 1st choice (5th overall) in 2007 Entry Draft. Signed with Montreal as free agent, July 1, 2017.

YEAR	GP	G	A	PTS	PIM	+/-	PP	SH	GW
08-09	30	1	4	5	2	-1	0	0	0
09-10	21	0	5	5	8	-2	0	0	0
10-11	82	2	10	12	24	14	0	0	0
11-12	82	1	16	17	29	12	0	0	0
12-13	48	1	4	5	14	-6	0	0	0
13-14	82	2	16	18	26	-7	0	0	1
14-15	82	5	16	21	20	14	0	0	0
15-16	82	4	17	21	26	14	0	0	1
15-16	82	4	17	21	26	14	0	0	1
16-17	82	3	10	13	28	23	0	0	0
TOTAL	591	19	98	117	177	61	0	0	2
NHL TOTAL	682	20	110	130	219	55	0	0	2

MURRAY ANDERSON — D — #8

Acquired in 1974 Expansion Draft (22nd pick) from Minnesota. Contract expired September 1976.

YEAR	GP	G	A	PTS	PIM	+/-	PP	SH	GW
74-75	40	0	1	1	68	-40	0	0	0
NHL TOTAL	40	0	1	1	68	-40	0	0	0

RON ANDERSON — F — #10, 12

Acquired in 1974 Expansion Draft (17th pick) from Boston. Contract expired April 1976.

YEAR	GP	G	A	PTS	PIM	+/-	PP	SH	GW
74-75	28	9	7	16	8	-20	4	0	0
NHL TOTAL	28	9	7	16	8	-20	4	0	0

SHAWN ANDERSON — D — #36

Acquired from Buffalo for Bill Houlder, Sept. 30, 1990. Claimed by Quebec in 1990 Waiver Draft, Oct. 1, 1990. Acquired from Winnipeg for future considerations, Oct. 10, 1991. Became a free agent, June 14, 1994.

YEAR	GP	G	A	PTS	PIM	+/-	PP	SH	GW
92-93	60	2	6	8	18	-2	1	0	0
93-94	50	0	9	9	12	-1	0	0	0
TOTAL	110	2	15	17	30	-3	1	0	0
NHL TOTAL	225	11	51	62	117	1	6	0	0

PETER ANDERSSON — D — #19

Capitals' 8th choice (173rd overall) in the 1980 Entry Draft. Traded to Quebec for the Nordiques' 3rd-round choice in the 1986 Entry Draft (Shawn Simpson), March 10, 1986.

YEAR	GP	G	A	PTS	PIM	+/-	PP	SH	GW
83-84	42	3	7	10	20	12	2	0	0
84-85	57	0	10	10	21	5	0	0	0
85-86	61	6	16	22	36	-8	3	0	3
TOTAL	160	9	33	42	77	11	5	0	3
NHL TOTAL	172	10	41	51	81	17	6	0	3

MEL ANGELSTAD — F — #69

Signed as a free agent, April 3, 2004. Became a free agent, Aug. 1, 2005.

YEAR	GP	G	A	PTS	PIM	+/-	PP	SH	GW
03-04	2	0	0	0	2	0	0	0	0
NHL TOTAL	2	0	0	0	2	0	0	0	0

CHUCK ARNASON — F — #19

Acquired from Minnesota for future considerations, March 13, 1979. Returned to Minnesota, April 24, 1979.

YEAR	GP	G	A	PTS	PIM	+/-	PP	SH	GW
78-79	13	0	2	2	4	-1	0	0	0
NHL TOTAL	401	109	90	199	122	-71	23	0	11

JASON ARNOTT — F — #44

Acquired from New Jersey for C David Steckel and a 2012 2nd-round pick, Feb. 28, 2011. Became a free agent, July 1, 2011.

YEAR	GP	G	A	PTS	PIM	+/-	PP	SH	GW
10-11	11	4	3	7	8	3	2	0	1
NHL TOTAL	1244	417	521	938	1242	81	145	2	64

STEVE ATKINSON — F — #21

Acquired in 1974 Expansion Draft (8th pick) from Buffalo. Contract expired June 1, 1975.

YEAR	GP	G	A	PTS	PIM	+/-	PP	SH	GW
74-75	46	11	4	15	8	-26	3	2	0
NHL TOTAL	302	60	51	111	104	-52	8	3	4

KEITH AUCOIN — F — #20, 23

Signed as a free agent, July 3, 2008. Became free agent July 1, 2012.

YEAR	GP	G	A	PTS	PIM	+/-	PP	SH	GW
08-09	12	2	4	6	4	5	1	0	0
09-10	9	1	4	5	0	-2	0	0	0
10-11	1	0	0	0	0	E	0	0	0
11-12	27	3	8	11	0	4	0	0	1
TOTAL	49	6	16	11	4	7	1	0	0
NHL TOTAL	145	17	32	49	22	3	2	0	2

PATRIK AUGUSTA — F — #14

Signed to an NHL contract Dec. 11, 1998. Became a free agent, July 1, 1999.

YEAR	GP	G	A	PTS	PIM	+/-	PP	SH	GW
98-99	2	0	0	0	0	E	0	0	0
NHL TOTAL	4	0	0	0	0	E	0	0	0

BOB BABCOCK — D — #38, 29

Capitals' 11th choice (208th overall) in 1986 Entry Draft. Became a free agent, July 1, 1993.

YEAR	GP	G	A	PTS	PIM	+/-	PP	SH	GW
90-91	1	0	0	0	0	E	0	0	0
92-93	1	0	0	0	2	E	0	0	0
TOTAL	2	0	0	0	2	E	0	0	0
NHL TOTAL	2	0	0	0	2	E	0	0	0

NICKLAS BACKSTROM — F — #19

Capitals' 1st choice (4th overall) in 2006 Entry Draft.

YEAR	GP	G	A	PTS	PIM	+/-	PP	SH	GW
07-08	82	14	55	69	24	13	3	0	4
08-09	82	22	66	88	46	16	14	0	1
09-10	82	33	68	101	50	37	11	0	4
10-11	77	18	47	65	40	24	4	1	2
11-12	42	14	30	44	24	-4	3	0	4
12-13	48	8	40	48	20	8	3	0	1
13-14	82	18	61	79	54	-20	6	1	1
14-15	82	18	60	78	40	5	3	0	3
15-16	75	20	50	70	36	17	3	0	4
16-17	82	23	63	83	38	17	8	0	5
17-18	81	21	50	71	46	5	7	0	4
18-19	80	22	52	74	30	2	7	0	5
NHL TOTAL	895	231	642	873	448	120	72	2	38

GARNET "ACE" BAILEY — F — #9

Acquired from St. Louis with Stan Gilbertson for Denis Dupere, Feb. 10, 1975. Became a free agent, June 1, 1978.

YEAR	GP	G	A	PTS	PIM	+/-	PP	SH	GW
74-75	22	4	13	17	8	-29	1	0	0
75-76	67	13	19	32	75	-42	2	0	2
76-77	78	19	27	46	51	-21	2	0	2
77-78	40	7	12	19	28	-12	0	0	2
TOTAL	207	43	71	114	162	-104	5	0	6
NHL TOTAL	568	107	171	278	633	-76	14	3	12

RILEY BARBER — F — #24

Capitals' 7th choice (167th overall) in 2012 Entry Draft. Became a free agent, July 1, 2019.

YEAR	GP	G	A	PTS	PIM	+/-	PP	SH	GW
16-17	3	0	0	0	0	0	0	0	0
NHL TOTAL	3	0	0	0	0	0	0	0	0

All-Time Player Register

JOHN BARRETT — D — #6

Acquired from Detroit with Greg Smith for Darren Veitch, March 10, 1986. Traded to Minnesota for future considerations, Feb. 29, 1988. Reacquired and released, June 15, 1988.

YEAR	GP	G	A	PTS	PIM	+/-	PP	SH	GW
85-86	14	0	3	3	12	3	0	0	0
86-87	55	2	2	4	43	-16	0	0	0
TOTAL	69	2	5	7	55	-13	0	0	0
NHL TOTAL	488	20	77	97	604	-130	0	0	2

BATES BATTAGLIA — F — #13

Acquired from Colorado with Jonas Johansson for Steve Konowalchuk and a third-round selection in the 2004 Entry Draft (later traded to Carolina-Casey Borer), Oct. 22, 2003. Became a free agent, Aug. 1, 2005.

YEAR	GP	G	A	PTS	PIM	+/-	PP	SH	GW
03-04	66	4	6	10	38	-23	0	0	1
NHL TOTAL	580	80	118	198	385	-34	11	2	12

NOLAN BAUMGARTNER — D — #38

Capitals' 1st choice (10th overall) in the 1994 Entry Draft. Traded to Chicago for defenseman Remi Royer, July 21, 2000.

YEAR	GP	G	A	PTS	PIM	+/-	PP	SH	GW
95-96	1	0	0	0	0	-1	0	0	0
97-98	4	0	1	1	0	E	0	0	0
98-99	5	0	0	0	0	-3	0	0	0
99-00	8	0	1	1	2	-3	0	0	0
TOTAL	18	0	2	2	2	-3	0	0	0
NHL TOTAL	143	7	40	47	69	11	5	1	1

ROBIN BAWA — F — #25

Signed as a free agent, May 22, 1987. Became a free agent, September 1990.

YEAR	GP	G	A	PTS	PIM	+/-	PP	SH	GW
89-90	5	1	0	1	2	-3	0	0	0
NHL TOTAL	61	6	1	7	60	-31	0	0	1

JAY BEAGLE — F — #83

Signed as a free agent, March 26, 2008. Became a free agent, July 1, 2018.

YEAR	GP	G	A	PTS	PIM	+/-	PP	SH	GW
08-09	3	0	0	0	2	-3	0	0	0
09-10	7	1	1	2	2	-1	0	0	0
10-11	31	2	1	3	8	-2	0	0	2
11-12	41	4	1	5	23	-2	0	0	0
12-13	48	2	6	8	14	-1	0	0	1
13-14	62	4	5	9	28	-9	0	0	0
14-15	62	10	10	20	20	6	0	0	2
15-16	57	8	9	17	24	0	0	0	1
16-17	81	13	17	30	22	20	0	1	4
17-18	79	7	15	22	16	3	0	1	2
TOTAL	471	51	65	116	159	11	0	2	12
NHL TOTAL	528	54	75	129	177	3	0	3	12

YVES BEAUDOIN — D — #30, 38

Capitals' 6th choice (195th overall) in 1983 Entry Draft. Became a free agent, June 1988.

YEAR	GP	G	A	PTS	PIM	+/-	PP	SH	GW
85-86	4	0	0	0	0	-4	0	0	0
86-87	6	0	0	0	5	-4	0	0	0
87-88	1	0	0	0	0	-1	0	0	0
TOTAL	11	0	0	0	5	-9	0	0	0
NHL TOTAL	11	0	0	0	5	-9	0	0	0

KRIS BEECH — F — #16, 24

Capitals' 1st choice (7th overall) in 1999 Entry Draft. Traded to Pittsburgh with Russ Lupaschuk and Michal Sivek for Jaromir Jagr and Frantisek Kucera, July 11, 2001. Acquired from Nashville with the Predators' 1st-round choice in the 2006 Entry Draft (Semyon Varlamov) for Brendan Witt, March 9, 2006. Became a free agent, July 1, 2007. Claimed off waivers from Vancouver, Jan. 23, 2008. Claimed by Pittsburgh off waivers, Jan. 26, 2008.

YEAR	GP	G	A	PTS	PIM	+/-	PP	SH	GW
00-01	4	0	0	0	2	-2	0	0	0
05-06	5	0	0	0	4	E	0	0	0
06-07	64	8	18	26	46	-11	3	0	0
TOTAL	73	8	18	26	52	-13	3	0	0
NHL TOTAL	198	25	42	67	113	-37	7	0	0

ERIC BELANGER — F — #18

Acquired from Minnesota for Washington's second-round pick in the 2010 Entry Draft. Became a free agent, July 1, 2010.

YEAR	GP	G	A	PTS	PIM	+/-	PP	SH	GW
09-10	17	2	4	6	4	3	0	0	0
10-11	82	13	27	40	36	11	1	1	2
NHL TOTAL	820	138	220	358	361	-24	28	10	19

BRIAN BELLOWS — F — #23

Signed as a free agent, March 24, 1998. Retired after the 1998-99 season.

YEAR	GP	G	A	PTS	PIM	+/-	PP	SH	GW
97-98	11	6	3	9	6	-3	5	0	2
98-99	76	17	19	36	26	-12	8	0	3
TOTAL	87	23	22	45	32	-15	13	0	5
NHL TOTAL	1188	485	537	1022	718	-125	198	13	58

JAN BENDA — F — #28

Signed as a free agent, Oct. 1, 1997. Became a free agent, July 1, 1998.

YEAR	GP	G	A	PTS	PIM	+/-	PP	SH	GW
97-98	9	0	3	3	6	E	0	0	0
NHL TOTAL	9	0	3	3	6	E	0	0	0

HARVEY BENNETT — F — #27

Acquired from Pittsburgh for Stan Gilbertson, Dec. 16, 1975. Sold to Philadelphia, Nov. 24, 1976.

YEAR	GP	G	A	PTS	PIM	+/-	PP	SH	GW
75-76	49	12	10	22	39	-27	1	0	1
76-77	18	2	6	8	34	-9	0	0	0
TOTAL	67	14	16	30	73	-36	1	0	1
NHL TOTAL	268	44	46	90	347	-92	3	0	4

SERGEI BEREZIN — F — #94

Acquired from Chicago for the Capitals' 4th choice in the 2004 Entry Draft, March 11, 2003. Became a free agent, July 1, 2003.

YEAR	GP	G	A	PTS	PIM	+/-	PP	SH	GW
02-03	9	5	4	9	4	10	0	0	2
NHL TOTAL	502	160	126	286	54	29	43	1	23

MICHEL BERGERON — F — #12, 16

Acquired from the NY Islanders for the Capitals' 2nd choice in the 1979 Entry Draft (Tomas Jonsson), Oct. 19, 1978. Released on Jan. 27, 1979.

YEAR	GP	G	A	PTS	PIM	+/-	PP	SH	GW
78-79	30	7	6	13	7	-18	1	0	1
NHL TOTAL	229	80	58	138	165	-37	17	0	12

TIM BERGLAND — F — #11

Capitals' 1st choice (75th overall) in the 1983 Entry Draft. Claimed by Tampa Bay in 1992 Expansion Draft, June 18, 1992. Claimed on waivers from Tampa Bay, March 17, 1994. Became a free agent, June 14, 1994.

YEAR	GP	G	A	PTS	PIM	+/-	PP	SH	GW
89-90	32	2	5	7	31	2	0	0	0
90-91	47	5	9	14	21	-1	0	0	0
91-92	22	1	4	5	2	-3	0	0	0
93-94	3	0	0	0	4	-1	0	0	0
TOTAL	104	8	18	26	58	-3	0	0	0
NHL TOTAL	182	17	26	43	75	-22	0	0	0

RICK BERRY — D — #4

Claimed from Pittsburgh in the waiver draft, Oct. 4, 2002. Became a free agent, July 1, 2004.

YEAR	GP	G	A	PTS	PIM	+/-	PP	SH	GW
02-03	43	2	1	3	87	-3	0	0	1
03-04	65	0	6	6	108	-5	0	0	0
TOTAL	108	2	7	9	195	-8	0	0	1
NHL TOTAL	197	2	13	15	314	-6	0	0	1

CRAIG BERUBE — F — #27

Acquired from Calgary for Washington's 5th choice in the 1993 Entry Draft (Darryl Lafrance), June 26, 1993. Traded to Philadelphia for future considerations, March 23, 1999. Signed as a free agent, July 7, 2000. Traded to the NY Islanders for their 9th choice in the 2001 Entry Draft (Robert Muller), Jan. 11, 2001.

YEAR	GP	G	A	PTS	PIM	+/-	PP	SH	GW
93-94	84	7	7	14	305	-4	0	0	0
94-95	43	2	4	6	173	-5	0	0	0
95-96	50	2	10	12	151	1	1	0	1
96-97	80	4	3	7	218	-11	0	0	1
97-98	74	6	9	15	189	-3	0	0	0
98-99	66	5	4	9	166	-7	0	0	0
00-01	22	0	1	1	18	-3	0	0	0
TOTAL	419	26	38	64	1220	-32	1	0	2
NHL TOTAL	1054	61	98	159	3149	-81	3	0	8

TODD BIDNER — F — #22, 23

Capitals' 5th choice (110th overall) in 1980 Entry Draft. Traded to Edmonton for Doug Hicks, March 9, 1982.

YEAR	GP	G	A	PTS	PIM	+/-	PP	SH	GW
81-82	12	2	1	3	7	E	0	0	1
NHL TOTAL	12	2	1	3	7	E	0	0	1

All-Time Player Register

MATHIEU BIRON — D — #34

Signed as a free agent, Aug. 10, 2005. Became a free agent July 1, 2006.

YEAR	GP	G	A	PTS	PIM	+/-	PP	SH	GW
05-06	52	4	9	13	50	-11	3	0	0
NHL TOTAL	253	12	32	44	177	-69	5	1	3

JAMES BLACK — F — #28, 21

Acquired from Chicago for future considerations, Oct. 15, 1998. Became a free agent, July 1, 2001.

YEAR	GP	G	A	PTS	PIM	+/-	PP	SH	GW
98-99	75	16	14	30	14	5	1	1	3
99-00	49	8	9	17	6	-1	1	0	1
00-01	42	1	5	6	4	-3	0	0	0
TOTAL	166	25	28	53	24	1	2	1	4
NHL TOTAL	352	58	57	115	84	-8	7	2	12

TIMO BLOMQVIST — D — #17

Capitals' 4th choice (89th overall) in 1980 Entry Draft. Became a free agent, July 1, 1986.

YEAR	GP	G	A	PTS	PIM	+/-	PP	SH	GW
81-82	44	1	11	12	62	-17	0	0	0
82-83	61	1	17	18	67	15	1	0	1
83-84	65	1	19	20	84	17	0	0	0
84-85	53	1	4	5	51	11	0	0	0
TOTAL	223	4	51	55	264	26	1	0	1
NHL TOTAL	243	4	53	57	293	23	1	0	1

MIKE BLOOM — F — #23

Acquired in 1974 Expansion Draft (13th pick) from Boston. Traded to Detroit for Blair Stewart, March 9, 1975.

YEAR	GP	G	A	PTS	PIM	+/-	PP	SH	GW
74-75	69	7	19	26	84	-54	0	0	0
NHL TOTAL	201	30	47	77	215	-81	2	0	2

JOHN BLUM — D — #17, 33

Claimed from Boston in the waiver draft, Oct. 6, 1986. Traded to Boston for the Bruins' 7th choice in the 1988 Entry Draft (Brad Schlegel), May 27, 1987.

YEAR	GP	G	A	PTS	PIM	+/-	PP	SH	GW
86-87	66	2	8	10	133	1	0	0	0
NHL TOTAL	250	7	34	41	610	8	0	0	1

PATRICK BOILEAU — D — #39, 41, 45

Capitals' 3rd choice (69th overal) in the 1993 Entry Draft. Became a free agent, July 1, 2002.

YEAR	GP	G	A	PTS	PIM	+/-	PP	SH	GW
1996-97	1	0	0	0	0	0	0	0	0
1998-99	4	0	1	1	2	-4	0	0	0
2001-02	2	0	0	0	2	-2	0	0	0
TOTAL	7	0	1	1	4	-6	0	0	0
NHL TOTAL	48	5	11	16	26	-13	3	0	1

LARRY BOLONCHUK — D — #24, 8, 4

Acquired in 1974 Expansion Draft (21st pick) from Vancouver. Became a free agent June 1, 1978.

YEAR	GP	G	A	PTS	PIM	+/-	PP	SH	GW
75-76	1	0	1	1	0	-1	0	0	0
76-77	9	0	0	0	12	-12	0	0	0
77-78	49	3	8	11	79	-19	0	0	0
TOTAL	59	3	9	12	91	-32	0	0	0
NHL TOTAL	74	3	9	13	97	-43	0	0	0

PETER BONDRA — F — #12

Capitals' 9th choice (156th overall) in 1990 Entry Draft. Traded to Ottawa for Brooks Laich and Ottawa's 2nd choice in the 2005 Entry Draft (later traded to Colorado-Chris Durand), Feb. 18, 2004.

YEAR	GP	G	A	PTS	PIM	+/-	PP	SH	GW
90-91	54	12	16	28	47	-10	4	0	1
91-92	71	28	28	56	42	16	4	0	3
92-93	83	37	48	85	70	8	10	0	7
93-94	69	24	19	43	40	22	4	0	2
94-95	47	34	9	43	24	9	12	6	3
95-96	67	52	28	80	40	18	11	4	7
96-97	77	46	31	77	72	7	10	4	3
97-98	76	52	26	78	44	14	11	5	13
98-99	66	31	24	55	56	-1	6	3	5
99-00	62	21	17	38	30	5	5	3	5
00-01	82	45	36	81	60	8	22	4	8
01-02	77	39	31	70	80	-2	17	1	8
02-03	76	30	26	56	52	-3	9	2	4
03-04	54	21	14	35	22	-17	12	0	4
TOTAL	961	472	353	825	679	74	137	32	73
NHL TOTAL	1081	503	389	892	761	74	149	32	78

PIERRE BOUCHARD — D — #29, 26

Claimed from Montreal in the waiver draft, Oct. 9, 1978. Became a free agent, Oct. 25, 1982.

YEAR	GP	G	A	PTS	PIM	+/-	PP	SH	GW
78-79	1	0	0	0	0	1	0	0	0
79-80	54	5	9	14	16	-7	0	0	0
80-81	50	3	7	10	28	-18	0	0	0
81-82	1	0	0	0	10	-2	0	0	0
TOTAL	106	8	16	24	54	-26	0	0	0
NHL TOTAL	595	24	82	106	433	110	0	1	2

JOSEF BOUMEDIENNE — D — #39, 2

Acquired from Ottawa for Dean Melanson, Dec. 16, 2002. Became a free agent, July 1, 2008.

YEAR	GP	G	A	PTS	PIM	+/-	PP	SH	GW
02-03	6	1	0	1	0	-1	0	0	1
03-04	37	2	12	14	30	-10	2	0	0
TOTAL	43	3	12	15	30	-11	2	0	1
NHL TOTAL	47	4	12	16	36	-13	2	0	1

CHRIS BOURQUE — F — #56

Capitals' 4th choice (33rd overall) in 2004 Entry Draft. Claimed on waivers by Pittsburgh, Sept. 30, 2009. Claimed off waivers from Pittsburgh, Dec. 5, 2009. Signed with KHL, July 2010.

YEAR	GP	G	A	PTS	PIM	+/-	PP	SH	GW
07-08	4	0	0	0	2	E	0	0	0
08-09	8	1	0	1	0	E	0	0	0
09-10	1	0	0	0	0	-2	0	0	0
TOTAL	13	1	0	1	2	-2	0	0	0
NHL TOTAL	51	2	6	8	18	-12	0	0	1

MADISON BOWEY — D — #22

Capitals' 2nd choice (53rd overall) in 2013 Entry Draft. Traded to the Detroit Red Wings with a second round pick in the 2020 NHL Draft, Feb. 22, 2019 in exchange for Nick Jensen and a fifth round pick in the 2019 NHL Draft (pick traded to Buffalo).

YEAR	GP	G	A	PTS	PIM	+/-	PP	SH	GW
17-18	51	0	12	12	24	-3	0	0	0
18-19	33	1	5	6	38	+3	0	0	1
TOTAL	84	1	17	18	62	0	0	0	1
NHL TOTAL	101	2	20	22	70	-4	0	0	1

TRAVIS BOYD — F — #72

Capitals' 6th choice (117th overall) in 2011 Entry Draft.

YEAR	GP	G	A	PTS	PIM	+/-	PP	SH	GW
17-18	8	0	1	1	2	2	0	0	0
18-19	53	5	15	20	6	6	0	0	1
NHL TOTAL	61	5	16	21	8	2	0	0	1

MATT BRADLEY — F — #10

Signed as a free agent, Aug. 18, 2005. Became a free agent, July 1, 2011.

YEAR	GP	G	A	PTS	PIM	+/-	PP	SH	GW
05-06	74	7	12	19	72	-8	0	0	1
06-07	57	4	9	13	47	-5	0	0	0
07-08	77	7	11	18	74	1	1	1	2
08-09	81	5	6	11	59	-1	0	0	1
09-10	77	10	14	24	47	6	0	1	5
10-11	61	4	7	11	68	-3	0	0	0
TOTAL	427	37	59	96	367	-10	1	2	9
NHL TOTAL	675	59	90	149	562	-19	1	2	12

RICK BRAGNALO — F — #18, 12, 8

Signed as a free agent, March 1976. Became a free agent, June 1, 1980.

YEAR	GP	G	A	PTS	PIM	+/-	PP	SH	GW
75-76	19	2	10	12	8	-4	0	0	0
76-77	80	11	12	23	16	-16	1	2	1
77-78	44	2	13	15	22	-6	0	0	0
78-79	2	0	0	0	0	-1	0	0	0
TOTAL	145	15	35	50	46	-27	1	2	1
NHL TOTAL	145	15	35	50	46	-27	1	2	1

DONALD BRASHEAR — F — #87

Signed as a free agent, July 14, 2006. Became a free agent, July 1, 2009.

YEAR	GP	G	A	PTS	PIM	+/-	PP	SH	GW
06-07	77	4	9	13	156	1	0	0	0
07-08	80	5	3	8	119	-7	0	0	0
08-09	63	1	3	4	121	-6	0	0	1
TOTAL	220	10	15	25	396	-12	0	0	1
NHL TOTAL	1025	85	120	205	2634	-93	4	0	13

All-Time Player Register

GORD BROOKS — F — #10

Acquired in 1974 Expansion Draft (14th pick) from St. Louis. Became a free agent, June 1, 1975.

YEAR	GP	G	A	PTS	PIM	+/-	PP	SH	GW
74-75	38	1	10	11	25	-19	1	0	0
NHL TOTAL	70	7	18	25	37	-19	1	0	1

WILLIE BROSSART — D — #17, 5

Acquired from Toronto with Tim Ecclestone for Rod Seiling, Nov. 2, 1974. Became a free agent, June 1, 1976.

YEAR	GP	G	A	PTS	PIM	+/-	PP	SH	GW
74-75	12	1	0	1	14	-14	0	0	0
75-76	49	0	8	8	40	-49	0	0	0
TOTAL	61	1	8	9	54	-63	0	0	0
NHL TOTAL	129	1	14	15	88	-75	0	0	0

JULIEN BROUILLETTE — D — #59

Signed as a free agent, April 5, 2013. Became a free agent, July 1, 2014.

YEAR	GP	G	A	PTS	PIM	+/-	PP	SH	GW
13-14	10	1	1	2	0	3	0	0	1
TOTAL:	11	1	1	2	0	3	0	0	1

TROY BROUWER — F — #20

Acquired from Chicago for Washington's 1st choice in the 2011 Entry Draft (Phillip Danault) on June 24, 2011. Traded to St. Louis with Pheonix Copley and Washington's 3rd pick in the 2016 Entry Draft for T.J. Oshie, July 2, 2015.

YEAR	GP	G	A	PTS	PIM	+/-	PP	SH	GW
11-12	82	18	15	33	61	-15	3	0	5
12-13	47	19	14	33	28	-5	7	1	5
13-14	82	25	18	43	92	-6	12	0	3
14-15	82	21	22	43	53	11	8	2	3
TOTAL	293	83	69	152	234	-7	30	3	16
NHL TOTAL	838	181	181	362	588	-29	60	7	35

CHRIS BROWN — F — #67

Acquired from Phoenix for Martin Erat and John Mitchell, March 4, 2014. Traded to NY Rangers for Ryan Bourque, Feb. 28, 2016.

YEAR	GP	G	A	PTS	PIM	+/-	PP	SH	GW
13-14	6	1	1	2	0	0	0	0	0
14-15	5	1	0	1	2	1	0	0	0
15-16	1	0	0	0	0	0	0	0	0
NHL TOTAL	23	2	1	3	21	1	0	0	0

JEFF BROWN — D — #28

Acquired from Toronto for Sylvain Cote, March 24, 1998. Retired after the 1997-98 season.

YEAR	GP	G	A	PTS	PIM	+/-	PP	SH	GW
97-98	9	0	6	6	6	4	0	0	0
NHL TOTAL	747	154	430	584	498	-51	80	5	16

ANDREW BRUNETTE — F — #18

Capitals' 6th choice (174th overall) in the 1993 Entry Draft. Claimed by Nashville in the 1998 Expansion Draft, June 26, 1998.

YEAR	GP	G	A	PTS	PIM	+/-	PP	SH	GW
95-96	11	3	3	6	0	5	0	0	1
96-97	23	4	7	11	12	-3	2	0	0
97-98	28	11	12	23	12	2	4	0	2
TOTAL	62	18	22	40	24	4	6	0	3
NHL TOTAL	1032	256	450	706	310	-65	110	0	32

JAN BULIS — F — #8, 38

Capitals' 3rd choice (43rd overall) in 1996 Entry Draft. Traded with Richard Zednik and Washington's 1st choice in the 2001 Entry Draft (Alexander Perezhogin) to Montreal for Trevor Linden, Dainius Zubrus and Washington's 2nd choice in the 2001 Entry Draft (traded to Tampa Bay-Andreas Holmqvist), March 13, 2001.

YEAR	GP	G	A	PTS	PIM	+/-	PP	SH	GW
97-98	48	5	11	16	18	-5	0	0	0
98-99	38	7	16	23	6	3	3	0	3
99-00	56	9	22	31	30	7	0	0	1
00-01	39	5	13	18	26	E	1	0	0
TOTAL	181	26	62	88	80	5	4	0	4
NHL TOTAL	552	96	149	245	268	-3	13	3	18

TED BULLEY — F — #29

Acquired from Chicago with Dave Hutchinson for future considerations, Aug. 28, 1982. Signed as a free agent by Pittsburgh, Sept. 30, 1983.

YEAR	GP	G	A	PTS	PIM	+/-	PP	SH	GW
82-83	39	4	9	13	47	-3	0	0	1
NHL TOTAL	414	101	113	214	704	8	13	0	20

ANDRE BURAKOVSKY — F — #65

Capitals' 1st choice (23rd overall) in the 2013 Entry Draft. Traded to Colorado in exchange for Scott Kosmachuk, a 2020 second round pick and a 2020 third round pick, June 28, 2019.

YEAR	GP	G	A	PTS	PIM	+/-	PP	SH	GW
14-15	53	9	13	22	10	12	2	0	2
15-16	79	17	21	38	12	4	0	0	1
16-17	64	12	23	35	14	13	2	0	1
17-18	56	12	13	25	27	3	2	0	5
18-19	76	12	13	25	14	2	1	0	4
NHL TOTAL	328	62	83	145	77	34	7	0	13

RANDY BURRIDGE — F — #18

Acquired from Boston for Stephen Leach, June 20, 1991. Traded to Los Angeles for Warren Rychel (traded to Toronto for the Maple Leafs' 4th pick in the 1995 Entry Draft-Sebastien Charpentier), Feb. 10, 1995.

YEAR	GP	G	A	PTS	PIM	+/-	PP	SH	GW
91-92	66	23	44	67	50	-4	9	0	3
92-93	4	0	0	0	0	1	0	0	0
93-94	78	25	17	42	73	-1	8	1	5
94-95	2	0	0	0	2	E	0	0	0
TOTAL	150	48	61	109	125	-4	17	1	8
NHL TOTAL	706	199	251	450	458	65	47	9	29

NELSON BURTON — F — #12, 27, 8

Capitals' 4th choice (57th overall) in 1977 Amateur Draft. Traded to Quebec for Dave Parro, June 15, 1979.

YEAR	GP	G	A	PTS	PIM	+/-	PP	SH	GW
77-78	5	1	0	1	8	-3	0	0	0
78-79	3	0	0	0	13	-2	0	0	0
TOTAL	8	1	0	1	21	-5	0	0	0
NHL TOTAL	8	1	0	1	21	-5	0	0	0

ERIC CALDER — D — #26, 24

Capitals' 2nd choice (45th overall) in the 1981 Entry Draft. Retired, Aug. 20, 1984.

YEAR	GP	G	A	PTS	PIM	+/-	PP	SH	GW
81-82	1	0	0	0	0	E	0	0	0
82-83	1	0	0	0	0	E	0	0	0
TOTAL	2	0	0	0	0	E	0	0	0
NHL TOTAL	2	0	0	0	0	E	0	0	0

TONY CAMAZZOLA — F — #2

Capitals' 9th choice (195th overall) of 1980 Entry Draft. Released from contract, June 1, 1984.

YEAR	GP	G	A	PTS	PIM	+/-	PP	SH	GW
81-82	3	0	0	0	4	E	0	0	0
NHL TOTAL	3	0	0	0	4	E	0	0	0

PAUL CAREY — F — #28

Signed as a free agent, July 8, 2015. Signed with NY Rangers July 1, 2017

YEAR	GP	G	A	PTS	PIM	+/-	PP	SH	GW
15-16	4	1	0	1	0	0	0	0	0
16-17	6	0	0	0	0	0	0	0	0
TOTAL	32	1	1	2	0	2	0	0	0
NHL TOTAL	92	8	8	16	20	-11	1	1	1

JOHN CARLSON — D — #74

Capitals' 2nd choice (27th overall) of 2008 Entry Draft.

YEAR	GP	G	A	PTS	PIM	+/-	PP	SH	GW
09-10	22	1	5	6	8	11	0	0	0
10-11	82	7	30	37	44	21	1	0	3
11-12	82	9	23	32	22	-15	4	0	0
12-13	48	6	16	22	18	11	0	0	0
13-14	82	10	27	37	22	-3	5	0	0
14-15	82	12	43	55	28	11	3	1	3
15-16	56	8	31	39	14	16	2	0	4
16-17	72	9	28	37	10	7	3	0	3
17-18	82	15	53	68	32	0	4	0	4
18-19	80	13	57	70	34	21	3	0	1
NHL TOTAL	688	90	313	403	232	80	25	1	18

KENT CARLSON — D — #39

Acquired from Winnipeg for future considerations, Oct. 19, 1988. Released, February 1988.

YEAR	GP	G	A	PTS	PIM	+/-	PP	SH	GW
88-89	2	1	0	1	0	2	0	0	0
NHL TOTAL	113	7	11	18	148	-10	0	0	2

All-Time Player Register

BOB CARPENTER — F — #10, 11

Capitals' 1st choice (3rd overall) in the 1981 Entry Draft. Traded to NY Rangers with the Capitals' 2nd choice in 1989 Entry Draft (Jason Prosofsky) for Bob Crawford, Kelly Miller and Mike Ridley, Jan. 1, 1987. Signed as a free agent, June 30, 1992. Became a free agent, Aug. 1, 1993.

YEAR	GP	G	A	PTS	PIM	+/-	PP	SH	GW
81-82	80	32	35	67	69	-23	7	1	3
82-83	80	32	37	69	64	E	14	0	4
83-84	80	28	40	68	51	E	8	0	5
84-85	80	53	42	95	87	20	12	0	7
85-86	80	27	29	56	105	-12	7	0	3
86-87	22	5	7	12	21	-7	4	0	0
92-93	68	11	17	28	65	-16	2	0	0
TOTAL	490	188	207	395	462	-38	54	1	22
NHL TOTAL	1178	320	408	728	919	-81	82	7	40

CONNOR CARRICK — D — #58

Capitals' 5th choice (137th overall) in 2012 Entry Draft. Traded to Toronto with Brooks Laich and Washington's 2nd pick in the 2016 Entry Draft for Daniel Winnik and Toronto's 5th choice in the 2016 Entry Draft, Feb. 28, 2016.

YEAR	GP	G	A	PTS	PIM	+/-	PP	SH	GW
13-14	34	1	5	6	23	-9	0	0	0
15-16	3	0	0	0	0	-2	0	0	0
TOTAL	37	1	5	6	23	-11	0	0	0
NHL TOTAL	201	11	30	41	135	-14	2	0	5

GREG CARROLL — F — #11

Capitals' 2nd choice (15th overall) in 1976 Amateur Draft. Signed from New England (WHA), Sept. 21, 1978. Released on waivers, Jan. 4, 1979.

YEAR	GP	G	A	PTS	PIM	+/-	PP	SH	GW
78-79	24	5	6	11	12	-2	0	0	0
NHL TOTAL	131	20	34	54	44	-13	1	1	2

ANSON CARTER — F — #33

Acquired from Colorado for Washington's 4th choice in the 1996 Entry Draft (Ben Storey), April 4, 1996. Traded to Boston with Jim Carey and Jason Allison for Adam Oates, Rick Tocchet and Bill Ranford, March 1, 1997. Acquired from New York Rangers for Jaromir Jagr, Jan. 23, 2004. Traded to Los Angeles Kings for Jared Aulin, March 8, 2004.

YEAR	GP	G	A	PTS	PIM	+/-	PP	SH	GW
96-97	19	3	2	5	7	E	1	0	1
03-04	19	5	5	10	6	2	2	0	2
TOTAL	38	8	7	15	13	2	3	0	3
NHL TOTAL	674	202	219	421	229	-12	72	3	36

ANDREW CASSELS — F — #25

Signed as a free agent, Aug. 9, 2005. Waived, Jan. 28, 2006.

YEAR	GP	G	A	PTS	PIM	+/-	PP	SH	GW
05-06	31	4	8	12	14	-3	2	0	0
NHL TOTAL	1015	204	528	732	410	-73	72	9	28

TONY CASSOLATO — F — #25, 40

Signed as a free agent from Birmingham (WHA), August 1976. Became a free agent, June 1, 1983.

YEAR	GP	G	A	PTS	PIM	+/-	PP	SH	GW
79-80	9	0	2	2	0	2	0	0	0
80-81	2	0	0	0	0	E	0	0	0
81-82	12	1	4	5	4	1	0	0	0
TOTAL	23	1	6	7	4	3	0	0	0
NHL TOTAL	23	1	6	7	4	3	0	0	0

PAUL CAVALLINI — D — #30, 28, 14

Capitals' 10th choice (205th overall) in the 1984 Entry Draft. Traded to St. Louis for Blues' 2nd choice in the 1988 Entry Draft (Wade Bartley), Dec. 11, 1987. Acquired from St. Louis for Kevin Miller, Nov. 1, 1992. Traded to Dallas for Enrico Ciccone, June 26, 1993.

YEAR	GP	G	A	PTS	PIM	+/-	PP	SH	GW
86-87	6	0	2	2	8	-4	0	0	0
87-88	24	2	3	5	66	E	0	0	1
92-93	71	5	8	13	46	3	0	0	0
TOTAL	101	7	13	20	120	-1	0	0	1
NHL TOTAL	564	56	177	233	750	116	16	2	6

SHAWN CHAMBERS — D — #25

Acquired from Minnesota for Steve Maltais and Trent Klatt, June 9, 1991. Claimed by Tampa Bay in 1992 Expansion Draft, June 18, 1992.

YEAR	GP	G	A	PTS	PIM	+/-	PP	SH	GW
91-92	2	0	0	0	2	-3	0	0	0
NHL TOTAL	625	50	185	235	364	-5	20	5	6

ERIC CHARRON — D — #28

Acquired from Tampa Bay for a 3rd round pick in the 1997 Entry Draft (Eero Somervuori), Nov. 17, 1995. Traded to Calgary for Calgary's 7th choice in the 1998 Entry Draft (Nathan Forster), Sept. 4, 1997.

YEAR	GP	G	A	PTS	PIM	+/-	PP	SH	GW
95-96	4	0	1	1	4	3	0	0	0
96-97	25	1	1	2	20	1	0	0	0
TOTAL	29	1	2	3	24	4	0	0	0
NHL TOTAL	130	2	7	9	127	-10	0	0	0

GUY CHARRON — F — #15

Signed as a free agent from Colorado, Sept. 1, 1976 (Colorado accepted rights to Nelson Pyatt as compensation). Released after the 1980-81 season.

YEAR	GP	G	A	PTS	PIM	+/-	PP	SH	GW
76-77	80	36	46	82	10	-28	6	1	4
77-78	80	38	35	73	12	-25	4	0	3
78-79	80	28	42	70	24	-14	9	0	4
79-80	33	11	20	31	6	-2	5	0	1
80-81	47	5	13	18	2	-4	2	1	0
TOTAL	320	118	156	274	54	-73	26	2	12
NHL TOTAL	734	221	309	530	146	-208	47	2	23

DENIS CHASSE — F — #26

Acquired from St. Louis in exchange for Rob Pearson, Jan. 28, 1996. Traded to Winnipeg for Stewart Malgunas, Feb. 15, 1996.

YEAR	GP	G	A	PTS	PIM	+/-	PP	SH	GW
95-96	3	0	0	0	5	-1	0	0	0
NHL TOTAL	132	11	14	25	292	2	20	0	1

ALEX CHIASSON — F — #39

Signed as a free agent, Oct. 4, 2017. Became a free agent July 1, 2018.

YEAR	GP	G	A	PTS	PIM	+/-	PP	SH	GW
17-18	61	9	9	18	26	1	1	1	2
NHL TOTAL	454	81	81	162	254	-27	21	4	11

JASON CHIMERA — F — #25

Acquired from Columbus in exchange for Chris Clark and Milan Jurcina, Dec. 28, 2009. Signed with NY Islanders as free agent, July 1, 2016.

YEAR	GP	G	A	PTS	PIM	+/-	PP	SH	GW
09-10	39	7	10	17	51	6	0	0	0
10-11	81	10	16	26	64	-10	2	0	1
11-12	82	20	19	39	78	4	1	2	5
12-13	47	3	11	14	48	-5	0	0	0
13-14	82	15	27	42	36	4	1	0	0
14-15	77	7	12	19	51	-1	0	0	2
15-16	82	20	20	40	22	0	4	2	3
TOTAL	490	82	115	197	350	-2	8	4	11
NHL TOTAL	1,107	186	229	415	892	-31	14	10	30

TAYLOR CHORNEY — D — #4

Signed as a free agent, July 1, 2015. Claimed on waivers by Columbus, Feb. 21, 2018.

YEAR	GP	G	A	PTS	PIM	+/-	PP	SH	GW
15-16	55	1	5	6	21	8	0	0	0
16-17	18	1	4	5	11	8	0	0	1
17-18	24	1	3	4	8	8	0	0	0
Total	97	3	12	15	40	24	0	0	1
NHL TOTAL	166	4	18	22	56	-6	1	0	2

DAVE CHRISTIAN — F — #27

Acquired from Winnipeg for Washington's 1st choice in the 1983 Entry Draft (Bobby Dollas), June 8, 1983. Traded to Boston for Bob Joyce, Dec. 13, 1989.

YEAR	GP	G	A	PTS	PIM	+/-	PP	SH	GW
83-84	80	29	52	81	28	26	9	0	6
84-85	80	26	43	69	14	20	5	0	2
85-86	80	41	42	83	15	3	18	2	4
86-87	76	23	27	50	8	-5	5	0	2
87-88	80	37	21	58	26	-14	14	0	5
88-89	80	34	31	65	12	2	16	1	1
89-90	28	3	8	11	4	-12	0	0	1
TOTAL	504	193	224	417	107	20	67	3	21
NHL TOTAL	1009	340	433	773	284	-65	102	8	35

TOM CHORSKE — F — #9

Acquired from NY Islanders with Islanders' 8th choice in the 1999 Entry Draft (Maxim Orlov) for Washington's 6th choice in 1999 Entry Draft (Bjorn Melin), Oct. 16, 1998. Traded to Calgary for future considerations, March 22, 1999.

YEAR	GP	G	A	PTS	PIM	+/-	PP	SH	GW
98-99	17	0	2	2	4	-4	0	0	0
NHL TOTAL	596	115	122	237	225	-2	6	11	14

All-Time Player Register

BRAD CHURCH — F — #25

Capitals' 1st choice (17th overall) in the 1995 Entry Draft. Traded to Edmonton, Feb. 3, 1999, in exchange for the rights to Barrie Moore.

YEAR	GP	G	A	PTS	PIM	+/-	PP	SH	GW
97-98	2	0	0	0	0	E	0	0	0
NHL TOTAL	2	0	0	0	0	E	0	0	0

DINO CICCARELLI — F — #22

Acquired from Minnesota with Bob Rouse for Mike Gartner and Larry Murphy, March 7, 1989. Traded to Detroit for Kevin Miller, June 20, 1992.

YEAR	GP	G	A	PTS	PIM	+/-	PP	SH	GW
88-89	11	12	3	15	12	10	3	0	3
89-90	80	41	38	79	122	-5	10	0	6
90-91	54	21	18	39	66	-17	2	0	2
91-92	78	38	38	76	78	-10	13	0	7
TOTAL	223	112	97	209	278	-22	28	0	18
NHL TOTAL	1232	608	592	1200	1425	-2	232	1	73

ENRICO CICCONE — D — #39, 19

Acquired from Dallas for Paul Cavallini, June 22, 1993. Traded to Tampa Bay with Washington's 3rd choice in the 1994 Entry Draft (later traded to Anaheim-Craig Reichert) and a conditional draft pick for Joe Reekie, March 21, 1994. Re-acquired from Tampa Bay for future considerations, Dec. 28, 1998. Became a free agent, July 1, 2000.

YEAR	GP	G	A	PTS	PIM	+/-	PP	SH	GW
93-94	46	1	1	2	174	-2	0	0	0
98-99	43	2	0	2	103	-6	0	0	0
TOTAL	89	2	1	4	277	-8	0	0	0
NHL TOTAL	374	10	18	28	1469	-11	0	0	1

IVAN CIERNIK — F — #27

Claimed off waivers from Ottawa, Jan. 9, 2002. Became a free agent, July 1, 2004.

YEAR	GP	G	A	PTS	PIM	+/-	PP	SH	GW
01-02	6	0	1	1	2	0	0	0	0
02-03	47	8	10	18	24	6	0	0	2
03-04	7	1	1	2	0	0	0	0	0
TOTAL	60	9	12	21	26	6	0	0	2
NHL TOTAL	89	12	14	26	32	9	0	0	2

CHRIS CLARK — F — #17

Acquired from Calgary with Calgary's 7th choice in the 2007 Entry Draft (Andrew Glass) for Washington's 7th choice in the 2006 Entry Draft (Devin Didiomete) and Washington's 6th choice in the 2007 Entry Draft (later traded to Colorado-Jens Hellgren), Aug. 4, 2005. Traded to Columbus with Milan Jurcina for Jason Chimera, Dec. 28, 2009.

YEAR	GP	G	A	PTS	PIM	+/-	PP	SH	GW
05-06	78	20	19	39	110	9	1	3	0
06-07	74	30	24	54	66	-10	9	4	2
07-08	18	5	4	9	43	E	1	0	1
08-09	32	1	5	6	32	-3	0	0	3
09-10	38	4	11	15	27	-4	0	0	0
TOTAL	240	60	63	123	278	-8	11	7	6
NHL TOTAL	607	103	111	214	700	-48	22	8	12

BILL CLEMENT — F — #10

Acquired from Philadelphia with Don McLean and Flyers' 1st choice in 1978 Amateur Draft (Alex Forsyth) for Capitals' 1st choice in the 1975 Entry Draft (Mel Bridgman), June 3, 1975. Traded to Atlanta for Gerry Meehan, Jean Lemieux and Flames' 1st choice in the 1976 Entry Draft (Greg Carroll), Jan. 22, 1976.

YEAR	GP	G	A	PTS	PIM	+/-	PP	SH	GW
75-76	46	10	17	27	20	-30	2	0	0
NHL TOTAL	719	148	208	356	383	-22	9	16	21

STEVE CLIPPINGDALE — F — #26

Acquired from Los Angeles for Mike Marson, June 11, 1979. Released, October 1980.

YEAR	GP	G	A	PTS	PIM	+/-	PP	SH	GW
79-80	3	0	0	0	0	E	0	0	0
NHL TOTAL	19	1	2	3	9	3	0	0	0

BEN CLYMER — F/D — #27

Signed as a free agent, Aug. 8, 2005. Contract bought out, June 24, 2008.

YEAR	GP	G	A	PTS	PIM	+/-	PP	SH	GW
05-06	77	16	17	33	72	-7	3	0	3
06-07	66	7	13	20	44	-17	0	0	0
TOTAL	143	23	30	53	116	-24	3	0	3
NHL TOTAL	438	52	77	129	367	-64	13	0	6

BILL COLLINS — F — #26

Purchased from Philadelphia, Dec. 4, 1976. Became a free agent, June 1, 1978.

YEAR	GP	G	A	PTS	PIM	+/-	PP	SH	GW
76-77	54	11	14	25	26	-7	0	2	1
77-78	74	10	9	19	18	-32	0	1	1
TOTAL	128	21	23	44	44	-39	0	3	2
NHL TOTAL	768	157	154	311	415	-121	10	17	18

SEAN COLLINS — F — #53

Signed as a free agent, July 1, 2015.

YEAR	GP	G	A	PTS	PIM	+/-	PP	SH	GW
15-16	2	0	0	0	2	-1	0	0	0
NHL TOTAL	21	0	3	3	10	-2	0	0	0

SEAN COLLINS — D — #62

Signed as a free agent, March 17, 2007. Became a free agent, July 1, 2012.

YEAR	GP	G	A	PTS	PIM	+/-	PP	SH	GW
08-09	15	1	1	2	12	1	0	0	0
10-11	4	1	0	1	0	2	0	0	1
11-12	2	0	0	0	0	-1	0	0	0
NHL TOTAL	21	2	1	3	12	2	0	0	1

BRETT CONNOLLY — F — #10

Signed as a free agent, July 1, 2016. Became a free agent, July 1, 2019.

YEAR	GP	G	A	PTS	PIM	+/-	PP	SH	GW
16-17	66	15	8	23	40	20	1	0	3
17-18	70	15	12	27	30	-6	4	0	2
18-19	81	22	24	46	24	13	1	0	5
TOTAL	217	52	44	96	94	27	6	0	10
NHL TOTAL	427	79	76	155	196	12	12	0	17

MATT COOKE — F — #24

Acquired from Vancouver for Matt Pettinger, Feb. 26, 2008. Became a free agent, July 1, 2008.

YEAR	GP	G	A	PTS	PIM	+/-	PP	SH	GW
07-08	17	3	4	7	27	5	0	1	0
NHL TOTAL	1,046	167	231	398	1,135	61	7	15	25

CHRIS CORRINET — F — #48

Capitals' 4th-round choice (107th overall) in the 1998 NHL Entry Draft.

YEAR	GP	G	A	PTS	PIM	+/-	PP	SH	GW
01-02	8	0	1	1	6	-4	0	0	0
NHL TOTAL	8	0	1	1	6	-4	0	0	0

YVON CORRIVEAU — F — #26

Capitals' 1st choice (19th overall) in the 1985 Entry Draft. Traded to Hartford for Mike Liut, March 5, 1990. Acquired from Hartford with Mark Hunter for Nick Kypreos, July 30, 1992. Claimed by San Jose in 1992 Waiver Draft.

YEAR	GP	G	A	PTS	PIM	+/-	PP	SH	GW
85-86	2	0	0	0	0	-1	0	0	0
86-87	17	1	1	2	24	-4	0	0	0
87-88	44	10	9	19	84	17	0	0	1
88-89	33	3	2	5	62	E	0	0	0
89-90	50	9	6	15	50	-1	1	0	1
TOTAL	146	23	18	41	220	11	1	0	2
NHL TOTAL	280	48	40	88	310	-9	6	0	3

JOE CORVO — D — #77

Acquired from Carolina for Brian Pothier, Oskar Osala and a second-round choice in the 2011 Entry Draft, March 3, 2010. Became a free agent, July 1, 2010.

YEAR	GP	G	A	PTS	PIM	+/-	PP	SH	GW
09-10	18	2	4	6	2	-4	1	0	0
TOTAL	18	2	4	6	2	-4	1	0	0
NHL TOTAL	708	92	218	310	241	25	40	2	21

ALAIN COTE — D — #39

Acquired from Boston to complete Bob Gould trade, Oct. 2, 1989. Traded to Montreal for Marc Deschamps, June 22, 1990.

YEAR	GP	G	A	PTS	PIM	+/-	PP	SH	GW
89-90	2	0	0	0	7	-2	0	0	0
NHL TOTAL	119	2	18	20	124	4	0	0	0

SYLVAIN COTE — D — #3

Acquired from Hartford Sept. 8, 1991, for Washington's 2nd choice in 1992 NHL Entry Draft (Andrei Nikolishin). Signed as a free agent July 7, 2000. Retired after the 2002-03 season.

YEAR	GP	G	A	PTS	PIM	+/-	PP	SH	GW
91-92	78	11	29	40	31	7	6	0	2
92-93	77	21	29	50	34	28	8	2	3
93-94	84	16	35	51	66	30	3	2	2
94-95	47	5	14	19	53	2	1	0	2
95-96	81	5	33	38	40	5	3	0	2
96-97	57	6	18	24	28	11	2	0	0
97-98	59	1	15	16	36	-5	0	0	0
00-01	68	7	11	18	18	-3	1	1	1
01-02	70	3	11	14	26	-15	1	0	2
02-03	1	0	0	0	4	0	0	0	0
TOTAL	622	75	195	270	336	60	25	5	14
NHL TOTAL	1171	122	313	435	545	39	35	6	20

All-Time Player Register

TIM COULIS — F — #20, 17

Capitals' 2nd choice (18th overall) in 1978 Amateur Draft. Traded June 11, 1980, to Toronto with Robert Picard and Washington's 2nd choice in 1980 Entry Draft (Bob McGill) for Mike Palmateer and Toronto's 3rd choice in 1980 Entry Draft (Torrie Robertson).

YEAR	GP	G	A	PTS	PIM	+/-	PP	SH	GW
79-80	19	1	2	3	27	-6	0	0	0
NHL TOTAL	47	2	2	4	138	-13	0	0	0

GEOFF COURTNALL — F — #14

Acquired from Edmonton for Greg Adams, July 22, 1988. Traded to St. Louis for Peter Zezel and Mike Lalor, July 13, 1990.

YEAR	GP	G	A	PTS	PIM	+/-	PP	SH	GW
88-89	79	42	38	80	112	11	16	0	6
89-90	80	35	39	74	104	27	9	0	2
TOTAL	159	77	77	154	216	38	25	0	8
NHL TOTAL	1048	367	432	799	1465	121	107	2	55

BRUCE COWICK — F — #27

Acquired in 1974 Expansion Draft (9th pick) from Philadelphia. Claimed by St. Louis on waivers, May 28, 1975.

YEAR	GP	G	A	PTS	PIM	+/-	PP	SH	GW
74-75	65	5	6	11	41	-42	0	0	0
NHL TOTAL	70	5	6	11	43	-41	0	0	0

JOEY CRABB — F — #15

Signed as a free agent, July 2, 2012. Became a free agent July 1, 2013.

YEAR	GP	G	A	PTS	PIM	+/-	PP	SH	GW
12-13	26	2	0	2	8	-1	0	0	0
NHL TOTAL	179	20	33	53	100	-5	0	4	7

BOB CRAWFORD — F — #25

Acquired from New York Rangers with Kelly Miller and Mike Ridley for Bob Carpenter and Washington's 2nd choice in the 1990 Entry Draft (Jason Prosofsky), Jan. 1, 1987. Released, Feb. 28, 1987.

YEAR	GP	G	A	PTS	PIM	+/-	PP	SH	GW
86-87	12	0	0	0	0	E	0	0	0
NHL TOTAL	246	71	71	142	72	-34	12	0	5

SHAWN CRONIN — D — #22

Signed as a free agent, June 6, 1988. Signed as a free agent with Philadelphia, June 12, 1989.

YEAR	GP	G	A	PTS	PIM	+/-	PP	SH	GW
88-89	1	0	0	0	0	E	0	0	0
NHL TOTAL	292	3	18	21	877	-35	0	0	0

BRIAN CURRAN — D — #38

Contract acquired from Portland (AHL), Oct. 22, 1993.

YEAR	GP	G	A	PTS	PIM	+/-	PP	SH	GW
93-94	26	1	0	1	61	-2	0	0	0
NHL TOTAL	381	7	33	40	1461	-14	0	0	0

GLEN CURRIE — F — #19, 28, 12

Capitals' 5th choice (38th overall) in 1978 Amateur Draft. Traded to Los Angeles for Daryl Evans, Sept. 9, 1985.

YEAR	GP	G	A	PTS	PIM	+/-	PP	SH	GW
79-80	32	2	0	2	2	-2	0	0	0
80-81	40	5	13	18	16	-5	2	1	0
81-82	43	7	7	14	14	-2	0	1	0
82-83	68	11	28	39	20	18	0	0	2
83-84	80	12	24	36	20	9	0	2	2
84-85	44	1	5	6	19	2	0	0	0
TOTAL	307	38	77	115	91	20	2	4	4
NHL TOTAL	326	39	79	118	100	18	3	4	4

JAKUB CUTTA — D — #36

Capitals' 3rd choice (61st overall) in the 2000 Entry Draft.

YEAR	GP	G	A	PTS	PIM	+/-	PP	SH	GW
00-01	3	0	0	0	0	-1	0	0	0
01-02	2	0	0	0	0	-3	0	0	0
03-04	3	0	0	0	0	-1	0	0	0
NHL TOTAL	8	0	0	0	0	-5	0	0	0

ULF DAHLEN — F — #10

Signed as a free agent, July 21, 1999. Became a free agent, July 1, 2002.

YEAR	GP	G	A	PTS	PIM	+/-	PP	SH	GW
99-00	75	15	23	38	8	11	5	0	4
00-01	73	15	33	48	6	11	6	0	2
01-02	69	23	29	52	8	-5	7	0	4
TOTAL	217	53	84	138	22	17	18	0	10
NHL TOTAL	966	301	354	655	230	-20	120	2	49

JASON DOIG — D — #54, 3

Signed as a free agent, Sept. 13, 2003. Became a free agent, July 1, 2004.

YEAR	GP	G	A	PTS	PIM	+/-	PP	SH	GW
02-03	55	3	5	8	108	-3	0	0	1
03-04	65	2	9	11	105	-12	0	0	0
TOTAL	120	5	14	19	213	-15	0	0	1
NHL TOTAL	158	6	18	24	285	-21	0	0	1

NICOLAS DESCHAMPS — F — #94

Acquired from Toronto for Kevin Marshall, March 14, 2013. Became a free agent, July 1, 2014.

YEAR	GP	G	A	PTS	PIM	+/-	PP	SH	GW
13-14	3	0	0	0	0	-1	0	0	0
NHL TOTAL	3	0	0	0	0	-1	0	0	0

CHRISTIAN DJOOS — D — #29

Capitals' 7th choice (195th overall) in the 2012 Entry Draft.

YEAR	GP	G	A	PTS	PIM	+/-	PP	SH	GW
17-18	63	3	11	14	10	13	0	0	0
18-19	45	1	9	10	4	9	0	0	0
NHL TOTAL	108	4	20	24	14	22	0	0	0

DOUG DOULL — F — #51

Acquired from Phoenix for Dwayne Zinger, Feb. 3, 2006. Became a free agent, July 1, 2006.

YEAR	GP	G	A	PTS	PIM	+/-	PP	SH	GW
05-06	2	0	0	0	19	-1	0	0	0
NHL TOTAL	37	0	1	1	151	1	0	0	0

NIC DOWD — F — #26

Signed as a free agent, July 1, 2018.

YEAR	GP	G	A	PTS	PIM	+/-	PP	SH	GW
2018-19	64	8	14	22	20	10	0	0	3
TOTAL	64	8	14	22	20	10	0	0	3
NHL TOTAL	195	17	31	48	75	-14	2	0	6

JOHN DRUCE — F — #19

Capitals' 2nd choice (40th overall) in the 1985 Entry Draft. Traded to Winnipeg for Pat Elynuik, Oct. 1, 1992.

YEAR	GP	G	A	PTS	PIM	+/-	PP	SH	GW
88-89	48	8	7	15	62	7	0	0	1
89-90	45	8	3	11	52	-3	1	0	1
90-91	80	22	36	58	46	4	7	1	4
91-92	67	19	18	37	39	14	1	0	3
TOTAL	240	57	64	121	199	22	9	1	9
NHL TOTAL	531	113	126	239	347	6	14	2	10

GAETAN DUCHESNE — F — #14

Capitals' 8th choice (152nd overall) in the 1981 Entry Draft. Traded June 13, 1987, to Quebec with Alan Haworth and Washington's 1st choice (Joe Sakic) in the 1987 Entry Draft for Clint Malarchuk and Dale Hunter.

YEAR	GP	G	A	PTS	PIM	+/-	PP	SH	GW
81-82	74	9	14	23	46	-6	0	0	1
82-83	77	18	19	37	52	15	0	1	6
83-84	79	17	19	36	29	15	3	2	1
84-85	67	15	23	38	32	16	0	1	1
85-86	80	11	28	39	39	10	0	1	3
86-87	74	17	35	52	53	18	0	1	4
TOTAL	451	87	138	225	251	68	3	6	16
NHL TOTAL	1028	179	254	433	102	617	9	14	28

DENIS DUPERE — F — #15

Acquired in 1974 Expansion Draft (10th pick) from Toronto. Traded to St. Louis for Ace Bailey and Stan Gilbertson, Feb. 10, 1975.

YEAR	GP	G	A	PTS	PIM	+/-	PP	SH	GW
74-75	53	20	15	35	8	-41	8	0	0
NHL TOTAL	421	80	99	179	66	-30	22	5	6

MIKE EAGLES — F — #36

Acquired from Winnipeg with Igor Ulanov for Washington's 3rd (later traded to Dallas-Sergei Gusev) and 5th (Brian Elder) choices in the 1995 Entry Draft, April 17, 1995. Became a free agent, July 1, 2000.

YEAR	GP	G	A	PTS	PIM	+/-	PP	SH	GW
94-95	13	1	3	4	8	2	0	0	0
95-96	70	4	7	11	75	-1	0	0	0
96-97	70	1	7	8	42	-4	0	0	0
97-98	36	1	3	4	16	-2	0	0	0
98-99	52	4	2	6	50	-5	0	0	0
99-00	25	2	0	2	15	-7	0	0	1
TOTAL	266	13	22	35	206	-17	0	0	1
NHL TOTAL	853	74	122	196	928	-121	3	6	7

All-Time Player Register

CODY EAKIN — F — #50

Capitals' 3rd choice (85th overall) in the 2009 Entry Draft on June 26, 2009. Traded to Dallas with Capitals' 54th choice (Mike Winther) in the 2012 Entry Draft for Mike Ribeiro, June 23, 2012.

YEAR	GP	G	A	PTS	PIM	+/-	PP	SH	GW
11-12	30	4	4	8	4	2	0	0	0
NHL TOTAL	537	98	124	222	226	2	11	10	16

ROLF EDBERG — F — #10

Signed as a free agent June 10, 1978. Released after 1980-81 season.

YEAR	GP	G	A	PTS	PIM	+/-	PP	SH	GW
78-79	76	14	27	41	6	11	1	0	2
79-80	63	23	23	46	12	-5	4	1	7
80-81	45	8	8	16	6	1	0	0	0
TOTAL	184	45	58	103	24	7	5	1	9
NHL TOTAL	184	45	58	103	24	7	5	1	9

JACK EGERS — F — #11

Acquired in 1974 Expansion Draft (24th pick) from New York Rangers. Contract expired April 1976.

YEAR	GP	G	A	PTS	PIM	+/-	PP	SH	GW
74-75	14	3	2	5	8	-14	1	0	1
75-76	12	3	3	6	8	-2	2	0	0
TOTAL	26	6	5	11	16	-16	3	0	1
NHL TOTAL	284	64	69	133	154	2	18	0	10

LARS ELLER — F — #23

Acquired via trade with Montreal for two second round picks (2017, 2018).

YEAR	GP	G	A	PTS	PIM	+/-	PP	SH	GW
16-17	81	12	13	25	36	15	0	1	2
17-18	81	18	20	38	38	-6	3	0	2
18-19	81	13	23	36	37	-1	0	1	1
TOTAL	243	43	56	99	111	8	3	2	5
NHL TOTAL	685	116	139	255	412	-25	11	6	22

MIIKA ELOMO — F — #23

Capitals' 2nd choice (23rd overall) in the 1995 Entry Draft. Traded to Calgary for 2nd choice in the 2000 Entry Draft (Matt Pettinger), June 27, 2000.

YEAR	GP	G	A	PTS	PIM	+/-	PP	SH	GW
99-00	2	0	1	1	2	1	0	0	0
NHL TOTAL	2	0	1	1	2	1	0	0	0

PAT ELYNUIK — F — #19

Acquired from Winnipeg for John Druce, Oct. 1, 1992. Traded to Tampa Bay for a conditional draft pick (traded back to Tampa Bay for Joe Reekie), Oct. 16, 1993.

YEAR	GP	G	A	PTS	PIM	+/-	PP	SH	GW
92-93	80	22	35	57	66	3	8	0	1
93-94	4	1	1	2	0	-3	1	0	0
TOTAL	84	23	36	59	66	E	9	0	1
NHL TOTAL	506	154	188	342	459	-33	56	1	16

STEVE EMINGER — D — #44, 8

Capitals' 1st choice (12th overall) in 2002 Entry Draft. Traded to Philadelphia with Washington's 3rd choice (Jacob Desseres) in the 2008 Entry Draft for Philadelphia's 1st choice (John Carlson) in the 2008 Entry Draft, June 20, 2008.

YEAR	GP	G	A	PTS	PIM	+/-	PP	SH	GW
02-03	17	0	2	2	24	-3	0	0	0
03-04	41	0	4	4	45	-11	0	0	0
05-06	66	5	13	18	81	-12	1	0	0
06-07	68	1	16	17	63	-14	0	0	0
07-08	20	0	2	2	8	-4	0	0	0
TOTAL	212	6	37	43	221	-44	1	0	0
NHL TOTAL	488	19	80	99	359	-42	3	0	3

BRIAN ENGBLOM — D — #9

Acquired from Montreal with Doug Jarvis, Rod Langway and Craig Laughlin for Rick Green and Ryan Walter, Sept. 10, 1982. Traded to Los Angeles with Ken Houston for Larry Murphy, Oct. 18, 1983.

YEAR	GP	G	A	PTS	PIM	+/-	PP	SH	GW
82-83	73	5	22	27	59	-4	4	0	0
83-84	6	0	1	1	8	-4	0	0	0
TOTAL	79	5	23	28	67	-8	4	0	0
NHL TOTAL	659	29	177	206	599	157	11	0	0

MARTIN ERAT — F — #10

Acquired from Nashville with Michael Latta in exchange for Filip Forsberg, April 3, 2013. Traded to Arizona with John Mitchell for Chris Brown, Rostislav Klesla and a fourth-round pick (Callum Booth) in the 2015 NHL Draft, March 4, 2014.

YEAR	GP	G	A	PTS	PIM	+/-	PP	SH	GW
12-13	9	1	2	3	4	0	0	0	1
13-14	53	1	23	24	22	1	0	0	0
Total	62	2	25	27	26	1	0	0	1
NHL TOTAL	881	176	369	545	506	-6	45	2	28

BRYAN ERICKSON — F — #24

Signed as a free agent from Minnesota (WCHA), April 5, 1983. Traded to Los Angeles for Bruce Shoebottom, Oct. 31, 1985.

YEAR	GP	G	A	PTS	PIM	+/-	PP	SH	GW
83-84	45	12	17	29	16	10	4	0	2
84-85	57	15	13	28	23	11	1	0	1
TOTAL	102	27	30	57	39	21	5	0	3
NHL TOTAL	351	80	125	205	141	3	21	2	13

JOHN ERSKINE — D — #4

Signed as a free agent, Sept. 14, 2006. Became a free agent, July 1, 2015.

YEAR	GP	G	A	PTS	PIM	+/-	PP	SH	GW
06-07	29	1	6	7	69	-13	0	0	0
07-08	51	2	7	9	96	1	0	0	1
08-09	52	0	4	4	63	1	0	0	0
09-10	50	1	5	6	66	16	0	0	0
10-11	73	4	7	11	94	1	0	0	1
11-12	28	0	2	2	51	3	0	0	0
12-13	30	3	3	6	34	10	0	0	0
13-14	37	1	3	4	56	-5	0	0	0
TOTAL	350	12	37	49	529	14	0	0	2
NHL TOTAL	491	15	39	54	865	-17	0	0	2

DARYL EVANS — F — #21, 24

Acquired from Los Angeles for Glen Currie, Sept. 9, 1985. Became a free agent, July 3, 1986.

YEAR	GP	G	A	PTS	PIM	+/-	PP	SH	GW
85-86	6	0	1	1	0	-1	0	0	0
NHL TOTAL	113	22	30	52	25	-16	2	1	0

DEAN EVASON — F — #29, 28

Capitals' 3rd choice (89th overall) in the 1982 Entry Draft. Traded to Hartford with Peter Sidorkiewicz for David Jensen, March 12, 1985.

YEAR	GP	G	A	PTS	PIM	+/-	PP	SH	GW
83-84	2	0	0	0	2	E	0	0	0
84-85	15	3	4	7	2	9	0	0	1
TOTAL	17	3	4	7	4	9	0	0	1
NHL TOTAL	803	139	233	372	1002	-86	30	8	15

BRIAN FAHEY — D — #44

Signed as a free agent, July 7, 2010.

YEAR	GP	G	A	PTS	PIM	+/-	PP	SH	GW
10-11	7	0	1	1	2	-1	0	0	0
NHL TOTAL	7	0	1	1	2	-1	0	0	0

MIKE FARRELL — F — #47, 41

Capitals' 9th choice (220th overall) in the 1998 NHL Entry Draft. Traded to Nashville for Alexander Riazantsev, July 14, 2003.

YEAR	GP	G	A	PTS	PIM	+/-	PP	SH	GW
01-02	8	0	0	0	0	-1	0	0	0
02-03	4	0	0	0	2	1	0	0	0
TOTAL	12	0	0	0	2	E	0	0	0
NHL TOTAL	13	0	0	0	2	E	0	0	0

RICO FATA — F — #20, 22

Claimed off waivers from Atlanta, March 9, 2005. Waived, Oct. 31, 2006.

YEAR	GP	G	A	PTS	PIM	+/-	PP	SH	GW
05-06	21	3	3	6	8	3	1	0	0
06-07	10	1	1	2	2	3	0	0	0
TOTAL	31	4	4	8	10	6	1	0	0
NHL TOTAL	230	27	36	63	104	-60	7	2	1

SERGEI FEDOROV — F/D — #91

Acquired from Columbus for Theo Ruth, Feb. 26, 2008. Became a free agent, July 1, 2009.

YEAR	GP	G	A	PTS	PIM	+/-	PP	SH	GW
07-08	18	2	11	13	8	-2	1	0	1
08-09	52	11	22	33	50	4	2	0	2
TOTAL	70	13	33	46	58	2	3	0	3
NHL TOTAL	1248	483	696	1179	839	261	144	36	93

All-Time Player Register

ERIC FEHR — F — #50, 14, 16

Capitals' 1st choice (18th overall) in the 2003 Entry Draft. Traded to Winnipeg in exchange for Dannick Paquette and a fourth-round pick in the 2012 NHL Entry Draft on July 8, 2011. Signed as a free agent on Jan. 12, 2013. Signed by Pittsburgh as a free agent, July 28, 2015.

YEAR	GP	G	A	PTS	PIM	+/-	PP	SH	GW
05-06	11	0	0	0	2	0	0	0	0
06-07	14	2	1	3	8	3	0	0	1
07-08	23	1	5	6	6	4	0	0	0
08-09	61	12	13	25	22	8	1	0	2
09-10	69	21	18	39	24	18	3	0	3
10-11	52	10	10	20	16	0	3	0	1
12-13	41	9	8	17	10	14	2	1	2
13-14	73	13	18	31	32	0	0	0	2
14-15	75	19	14	33	20	8	1	1	4
TOTAL	419	87	87	174	140	55	10	2	15
NHL TOTAL	652	113	108	221	217	49	10	6	21

CHRIS FELIX — D — #6, 28

Signed as a free agent, March 1, 1987. Signed to play in Austria, May 1991.

YEAR	GP	G	A	PTS	PIM	+/-	PP	SH	GW
88-89	21	0	8	8	8	7	0	0	0
89-90	6	1	0	1	2	-6	1	0	0
90-91	8	0	4	4	0	E	0	0	0
TOTAL	35	1	12	13	10	1	1	0	0
NHL TOTAL	35	1	12	13	10	1	1	0	0

MARK FERNER — D — #40, 29, 36

Acquired from Buffalo for Scott McCrory, June 1, 1989. Traded to Toronto for the Maple Leafs' 12th-round pick in the 1992 Entry Draft, Feb. 27, 1992.

YEAR	GP	G	A	PTS	PIM	+/-	PP	SH	GW
89-90	2	0	0	0	0	-1	0	0	0
90-91	7	0	1	1	4	-2	0	0	0
TOTAL	9	0	1	1	4	-3	0	0	0
NHL TOTAL	91	3	10	13	51	-23	0	0	0

CHRIS FERRARO — F — #27

Acquired from New Jersey for future considerations Aug. 22, 2001. Became a free agent July 1, 2003.

YEAR	GP	G	A	PTS	PIM	+/-	PP	SH	GW
01-02	1	0	1	1	0	0	0	0	0
NHL TOTAL	74	7	9	16	57	-2	1	0	0

PETER FERRARO — F — #28

Signed as a free agent, Aug. 1, 2001. Became a free agent July 1, 2003.

YEAR	GP	G	A	PTS	PIM	+/-	PP	SH	GW
01-02	4	0	1	1	0	-1	0	0	0
NHL TOTAL	92	9	15	24	58	-1	1	0	1

TOMAS FLEISCHMANN — F — #43, 14

Acquired from Detroit with Detroit's 1st choice in the 2004 Entry Draft (Mike Green) and their 4th choice in the 2006 Entry Draft (Luke Lynes) for Robert Lang, Feb. 27, 2004. Traded Nov. 30, 2010, to Coloroado for Scott Hannan.

YEAR	GP	G	A	PTS	PIM	+/-	PP	SH	GW
05-06	14	0	2	2	0	-7	0	0	0
06-07	29	4	4	8	8	-6	1	0	1
07-08	75	10	20	30	18	-7	1	0	1
08-09	73	19	18	37	20	-3	7	0	4
09-10	69	23	28	51	28	9	7	0	4
10-11	23	4	6	10	10	3	0	0	1
TOTAL	283	60	78	138	84	-11	16	0	11
NHL TOTAL	657	137	198	335	200	-43	29	2	23

COLIN FORBES — F — #36

Signed as a free agent, Jan. 8, 2002. Became a free agent, July 1, 2004. Acquired from Carolina for Stephen Peat, Dec. 28, 2005. Became a free agent July 1, 2006.

YEAR	GP	G	A	PTS	PIM	+/-	PP	SH	GW
01-02	38	5	3	8	15	-2	0	1	1
02-03	5	0	0	0	0	-2	0	0	0
03-04	2	0	0	0	0	E	0	0	0
05-06	9	0	0	0	2	-2	0	0	0
TOTAL	54	5	3	8	17	-6	0	1	1
NHL TOTAL	311	33	28	61	213	-20	2	2	7

DAVE FORBES — F — #21, 8

Claimed from Boston in the waiver draft, Sept. 11, 1977. Released and signed by Cincinnati (WHA), Oct. 25, 1978.

YEAR	GP	G	A	PTS	PIM	+/-	PP	SH	GW
77-78	77	11	11	22	119	-34	0	0	0
78-79	2	0	1	1	2	E	0	0	0
TOTAL	79	11	12	23	121	-34	0	0	0
NHL TOTAL	363	64	64	128	341	25	0	6	5

ALEX FORSYTH — F — #24

Capitals' 1st choice (18th overall) in the 1975 Amateur Draft. Became free agent, June 1, 1978.

YEAR	GP	G	A	PTS	PIM	+/-	PP	SH	GW
76-77	1	0	0	0	0	E	0	0	0
NHL TOTAL	1	0	0	0	0	E	0	0	0

JEAN-FRANCOIS FORTIN — D — #58, 36

Capitals' 2nd choice (90th overall) in 2001 Entry Draft. Became a free agent, July 1, 2006.

YEAR	GP	G	A	PTS	PIM	+/-	PP	SH	GW
01-02	36	1	3	4	20	-1	0	0	0
02-03	33	0	1	1	22	-3	0	0	0
03-04	2	0	0	0	0	E	0	0	0
NHL TOTAL	71	1	4	5	42	-4	0	0	0

LOU FRANCESCHETTI — F — #18, 32, 25

Capitals' 8th choice (71st overall) in the 1978 Amateur Draft. Traded June 10, 1989, to Toronto for Toronto's 5th choice (Mark Ouimet) in 1990 Entry Draft.

YEAR	GP	G	A	PTS	PIM	+/-	PP	SH	GW
81-82	30	2	10	12	23	-4	0	0	1
83-84	2	0	0	0	0	-2	0	0	0
84-85	22	4	7	11	45	1	0	0	1
85-86	76	7	14	21	131	-4	0	0	2
86-87	75	12	9	21	127	-9	0	0	1
87-88	59	4	8	12	113	2	1	0	1
88-89	63	7	10	17	123	-4	0	0	0
TOTAL	327	36	58	94	562	-20	1	0	6
NHL TOTAL	459	59	81	140	747	-32	1	2	11

JEFF FRIESEN — F — #12, 41

Acquired from New Jersey for Washington's 3rd choice in the 2006 Entry Draft (Kirill Tulupov), Sept. 26, 2005. Traded to Anaheim for Anaheim's 2nd choice in the 2006 Entry Draft (Keith Seabrook), March 9, 2006.

YEAR	GP	G	A	PTS	PIM	+/-	PP	SH	GW
05-06	33	3	4	7	24	-11	0	0	0
NHL TOTAL	893	218	298	516	488	-8	54	15	34

LARRY FULLAN — F — #24

Acquired in the 1974 Expansion Draft (23rd pick) from Montreal. Contract expired April 1976.

YEAR	GP	G	A	PTS	PIM	+/-	PP	SH	GW
74-75	4	1	0	1	0	-2	1	0	0
NHL TOTAL	4	1	0	1	0	-2	1	0	0

OWEN FUSSEY — F — #63

Capitals' 2nd choice (90th overall) in the 2001 Entry Draft. Became a free agent July 1, 2006.

YEAR	GP	G	A	PTS	PIM	+/-	PP	SH	GW
03-04	4	0	1	1	0	-1	0	0	0
NHL TOTAL	4	0	1	1	0	-1	0	0	0

STANISLAV GALIEV — F — #49

Capitals' 3rd choice (86th overall) in the 2010 Entry Draft.

YEAR	GP	G	A	PTS	PIM	+/-	PP	SH	GW
14-15	2	1	0	1	0	1	0	0	0
15-16	24	0	3	3	4	2	0	0	0
NHL TOTAL	26	1	3	4	4	3	0	0	0

GARRY GALLEY — D — #2, 12

Acquired from Los Angeles for Al Jensen, Feb. 14, 1987. Became a free agent, July 1, 1988.

YEAR	GP	G	A	PTS	PIM	+/-	PP	SH	GW
86-87	18	1	10	11	10	3	1	0	0
87-88	58	7	23	30	44	11	3	0	0
TOTAL	76	8	33	41	54	14	4	0	0
NHL TOTAL	1149	125	475	600	1218	2	50	6	12

PAUL GARDNER — F — #30

Signed as free agent from Pittsburgh, July 17, 1984. Retired following 1984-85 season.

YEAR	GP	G	A	PTS	PIM	+/-	PP	SH	GW
84-85	12	2	4	6	6	-1	2	0	0
NHL TOTAL	447	201	201	402	207	-121	105	0	9

All-Time Player Register

MIKE GARTNER — F — #11

Capitals' 1st choice (4th overall) in 1979 Entry Draft. Traded to Minnesota with Larry Murphy for Dino Ciccarelli and Bob Rouse, March 7, 1989.

YEAR	GP	G	A	PTS	PIM	+/-	PP	SH	GW
79-80	77	36	32	68	66	15	4	0	3
80-81	80	48	46	94	100	-5	13	0	3
81-82	80	35	45	80	121	-11	5	2	5
82-83	73	38	38	76	54	-2	10	1	3
83-84	80	40	45	85	90	22	8	0	7
84-85	80	50	52	102	71	17	17	0	11
85-86	74	35	40	75	63	-5	11	2	4
86-87	78	41	32	73	61	1	5	6	10
87-88	80	48	33	81	73	20	19	0	7
88-89	56	26	29	55	71	8	6	0	1
TOTAL	758	397	392	789	770	60	98	11	54
NHL TOTAL	1432	708	627	1335	1159	67	217	23	90

MARTIN GENDRON — F — #34

Capitals' 4th choice (71st overall) in the 1992 Entry Draft. As a free agent, had rights traded along with Washington's 6th choice in 1998 Entry Draft (Jonathan Pelletier) to Chicago for Chicago's 5th choice in the 1998 Entry Draft (Erik Wendell), Oct. 10, 1997.

YEAR	GP	G	A	PTS	PIM	+/-	PP	SH	GW
94-95	8	2	1	3	2	3	0	0	0
95-96	20	2	1	3	8	-5	0	0	0
TOTAL	28	4	2	6	10	-2	0	0	0
NHL TOTAL	30	4	2	6	10	-3	0	0	0

SHANE GERSICH — F — #63

Capitals' 5th choice (134th overall) in the 2014 NHL Draft

YEAR	GP	G	A	PTS	PIM	+/-	PP	SH	GW
17-18	3	0	1	1	0	E	0	0	0
NHL TOTAL	3	0	1	1	0	E	0	0	0

DOUG GIBSON — F — #29

Purchased on waivers from Boston, May 31, 1977. Released after 1979-80 season.

YEAR	GP	G	A	PTS	PIM	+/-	PP	SH	GW
77-78	11	2	1	3	0	-3	0	0	0
NHL TOTAL	63	9	19	28	0	4	1	0	1

STAN GILBERTSON — F — #15

Acquired from St. Louis with Ace Bailey for Denis Dupere, Feb. 10, 1975. Traded to Pittsburgh for Harvey Bennett, Dec. 16, 1975.

YEAR	GP	G	A	PTS	PIM	+/-	PP	SH	GW
74-75	25	11	7	18	12	-37	2	0	1
75-76	31	13	14	27	6	-25	5	0	0
TOTAL	56	24	21	45	18	-62	7	0	1
NHL TOTAL	428	85	89	174	148	-168	21	0	6

BOB GIRARD — F — #10, 26

Acquired from Cleveland with Cleveland's 2nd choice in the 1978 Entry Draft (Paul MacKinnon) for Walt McKechnie, Dec. 8, 1977. Became a free agent, June 1, 1980.

YEAR	GP	G	A	PTS	PIM	+/-	PP	SH	GW
77-78	52	9	14	23	6	-3	1	0	2
78-79	79	9	15	24	36	-15	0	0	0
79-80	1	0	0	0	0	E	0	0	0
TOTAL	132	18	29	47	42	-18	1	0	2
NHL TOTAL	305	45	69	114	140	-53	5	1	4

ALEXANDRE GIROUX — F — #39, 33

Signed as a free agent, July 14, 2006. Became a free agent, July 1, 2007. Acquired from Atlanta for Joe Motzko, Feb. 26, 2008. Became a free agent, July 1, 2010.

YEAR	GP	G	A	PTS	PIM	+/-	PP	SH	GW
06-07	9	2	2	4	2	-4	0	0	0
08-09	12	1	1	2	10	4	0	0	1
09-10	9	1	2	3	4	3	0	0	0
TOTAL	30	4	5	9	16	3	0	0	1
NHL TOTAL	48	6	6	12	26	-2	0	0	1

TIM GLEASON — D — #6

Acquired from Carolina for Jack Hillen and Washington's 4th round pick in the 2015 Entry Draft, Feb. 28, 2015. Became a free agent, July 1, 2015.

YEAR	GP	G	A	PTS	PIM	+/-	PP	SH	GW
14-15	17	0	2	2	11	5	0	0	0
NHL TOTAL	727	17	125	142	701	-37	2	1	0

CURTIS GLENCROSS — F — #22

Acquired from Calgary for Washington's 2nd and 3rd round picks in the 2015 Entry Draft, March 1, 2015. Became a free agent, July 1, 2015.

YEAR	GP	G	A	PTS	PIM	+/-	PP	SH	GW
14-15	18	4	3	7	6	-1	2	0	0
NHL TOTAL	507	134	141	275	351	4	25	8	19

EDDY GODIN — F — #18

Capitals' 3rd choice (39th overall) in 1977 Amateur Draft. Became a free agent, June 1, 1982.

YEAR	GP	G	A	PTS	PIM	+/-	PP	SH	GW
77-78	18	3	3	6	6	-14	0	0	0
78-79	9	0	3	3	6	-2	0	0	0
TOTAL	27	3	6	9	12	-16	0	0	0
NHL TOTAL	27	3	6	9	12	-16	0	0	0

SERGEI GONCHAR — D — #55

Capitals' 1st choice (14th overall) in the 1992 Entry Draft. Traded to Boston for Shaone Morrisonn and Boston's 1st (Jeff Schultz) and 2nd (Michail Yunkov) choices in the 2004 Entry Draft, March 3, 2004.

YEAR	GP	G	A	PTS	PIM	+/-	PP	SH	GW
94-95	31	2	5	7	22	4	0	0	0
95-96	78	15	26	41	60	25	4	0	4
96-97	57	13	17	30	36	-11	3	0	3
97-98	72	5	16	21	66	2	2	0	0
98-99	53	21	10	31	57	1	13	1	3
99-00	73	18	36	54	52	26	5	0	3
00-01	76	19	38	57	70	12	8	0	2
01-02	76	26	33	59	58	-1	7	0	2
02-03	82	18	49	67	52	13	7	0	2
03-04	56	7	42	49	44	-20	4	0	0
TOTAL	654	144	272	416	517	51	53	1	19
NHL TOTAL	1,301	220	591	811	981	33	102	2	35

ANDREW GORDON — F — #63

Capitals' 11th choice (197th overall) in the 2004 Entry Draft. Became a free agent, July 1, 2011.

YEAR	GP	G	A	PTS	PIM	+/-	PP	SH	GW
08-09	1	0	0	0	0	E	0	0	0
09-10	2	0	0	0	0	-2	0	0	0
10-11	9	1	1	2	0	-2	0	0	0
NHL TOTAL	55	3	4	7	6	-15	0	0	0

BOYD GORDON — F — #15

Capitals' 3rd choice (17th overall) in the 2002 Entry Draft. Became a free agent, July 1, 2011.

YEAR	GP	G	A	PTS	PIM	+/-	PP	SH	GW
03-04	41	1	5	6	8	-9	0	0	0
05-06	25	0	1	1	4	-4	0	0	0
06-07	71	7	22	29	14	10	0	2	0
07-08	67	7	9	16	12	5	0	1	0
08-09	63	5	9	14	16	-4	0	1	2
09-10	36	4	6	10	12	4	0	0	0
10-11	60	3	6	9	16	-5	0	1	1
TOTAL	363	27	58	85	82	-3	0	5	3
NHL TOTAL	693	55	105	160	147	-21	2	9	7

BOBBY GOULD — F — #23

Acquired Nov. 24, 1981, from Calgary with Randy Holt for Pat Ribble and Washington's 2nd choice (Todd Francis) in 1983 Entry Draft. Traded to Boston for future considerations (Alain Cote), Sept. 28, 1989.

YEAR	GP	G	A	PTS	PIM	+/-	PP	SH	GW
81-82	60	18	13	31	69	-3	1	0	1
82-83	80	22	18	40	43	16	0	0	6
83-84	78	21	19	40	74	-2	4	0	4
84-85	78	14	19	33	69	10	0	1	3
85-86	79	19	19	38	26	7	0	3	5
86-87	78	23	27	50	74	18	1	1	2
87-88	72	12	14	26	56	-1	0	0	2
88-89	75	5	13	18	65	-2	0	1	0
TOTAL	600	134	142	276	476	43	6	6	23
NHL TOTAL	697	145	159	304	572	37	6	6	26

MIKHAIL GRABOVSKI — F — #84

Signed Aug. 23, 2013. Became a free agent, July 1, 2014.

YEAR	GP	G	A	PTS	PIM	+/-	PP	SH	GW
13-14	58	13	22	35	26	6	3	0	1
NHL TOTAL	534	125	171	296	312	5	27	1	18

JEAN-LUC GRAND-PIERRE — F — #34

Claimed off waivers from Atlanta, March 9, 2004. Became a free agent, July 1, 2004.

YEAR	GP	G	A	PTS	PIM	+/-	PP	SH	GW
03-04	13	1	0	1	14	-2	0	0	0
NHL TOTAL	269	7	13	20	311	-53	0	1	0

All-Time Player Register

TYLER GRAOVAC — F — #91

Acquired from Minnesota for Washington's 5th round pick in the 2018 Entry Draft, June 14, 2017. Became a free agent July 1, 2018.

YEAR	GP	G	A	PTS	PIM	+/-	PP	SH	GW
17-18	5	0	0	0	2	-3	0	0	0
NHL TOTAL	62	7	2	9	12	3	0	0	2

BENOIT GRATTON — F — #48

Capitals' 6th choice (105th overall) in the 1995 Entry Draft. Traded to Calgary for Steve Shirreffs, Aug. 18, 1999.

YEAR	GP	G	A	PTS	PIM	+/-	PP	SH	GW
97-98	6	0	1	1	6	1	0	0	0
98-99	16	4	3	7	16	-1	0	0	0
TOTAL	22	4	4	8	22	E	0	0	0
NHL TOTAL	58	6	10	16	58	E	0	0	0

JOSH GREEN — F — #8

Claimed off waivers from NY Rangers Jan. 15, 2003. Became a free agent July 1, 2003.

YEAR	GP	G	A	PTS	PIM	+/-	PP	SH	GW
02-03	21	1	2	3	7	1	0	0	0
NHL TOTAL	334	35	39	74	199	-10	4	0	7

MIKE GREEN — D — #52

Capitals' 3rd choice (29th overall) in the 2004 Entry Draft. Signed as a free agent by Detroit, July 1, 2015.

YEAR	GP	G	A	PTS	PIM	+/-	PP	SH	GW
05-06	22	1	2	3	18	-8	0	0	0
06-07	70	2	10	12	36	-10	0	0	0
07-08	82	18	38	56	62	6	8	0	4
08-09	68	31	42	73	68	24	18	1	4
09-10	75	19	57	76	54	39	10	0	4
10-11	49	8	16	24	48	6	5	0	1
11-12	32	3	4	7	12	5	3	0	1
12-13	35	12	14	26	20	-3	4	0	2
13-14	70	9	29	38	64	-16	3	0	2
14-15	72	10	35	45	34	15	1	0	2
TOTAL	575	113	247	360	416	58	52	1	20
NHL TOTAL	830	147	343	490	560	17	61	1	22

RICK GREEN — D — #5

Capitals' 1st choice (1st overall) in the 1976 Amateur Draft. Traded to Montreal with Ryan Walter for Brian Engblom, Doug Jarvis, Rod Langway and Craig Laughlin, Sept. 10, 1982.

YEAR	GP	G	A	PTS	PIM	+/-	PP	SH	GW
76-77	45	3	12	15	16	-20	1	0	0
77-78	60	5	14	19	67	-35	4	0	1
78-79	71	8	33	41	62	-45	2	1	0
79-80	71	4	20	24	52	-10	0	0	1
80-81	65	8	23	31	91	-15	2	0	1
81-82	65	3	25	28	93	-12	1	0	0
TOTAL	377	31	127	158	381	-137	10	1	3
NHL TOTAL	845	43	220	263	588	-91	13	1	3

JEFF GREENLAW — F — #24

Capitals' 1st pick (19th overall) in the 1986 Entry Draft. Became a free agent, July 1, 1993.

YEAR	GP	G	A	PTS	PIM	+/-	PP	SH	GW
86-87	22	0	3	3	44	2	0	0	0
90-91	10	2	0	2	10	1	0	0	1
91-92	5	0	1	1	34	-1	0	0	0
92-93	16	1	1	2	18	-3	0	0	0
TOTAL	53	3	5	8	106	-1	0	0	1
NHL TOTAL	57	3	6	9	108	-2	0	0	1

MIKE GRIER — F — #25

Acquired from Edmonton for Washington's 2nd (later traded to NY Islanders-Evgeni Tunik) and Vancouver's 3rd (Zachery Stortini) choices in the 2003 Entry Draft, Oct. 2, 2002. Traded to Buffalo for Jakub Klepis, March 9, 2004.

YEAR	GP	G	A	PTS	PIM	+/-	PP	SH	GW
02-03	82	15	17	32	36	-14	2	2	2
03-04	68	8	12	20	32	-19	1	1	0
TOTAL	150	23	29	52	68	-33	3	3	2
NHL TOTAL	1060	162	221	383	510	-9	16	20	26

JOHN GRUDEN — D — #17

Signed as a free agent, July 18, 2003. Became a free agent, July 1, 2004.

YEAR	GP	G	A	PTS	PIM	+/-	PP	SH	GW
03-04	11	1	0	1	6	-1	0	0	1
NHL TOTAL	92	1	8	9	46	-4	0	0	1

BOB GRYP — F — #12, 19

Acquired in 1974 Expansion Draft (6th pick) from Boston. Retired, April 1976.

YEAR	GP	G	A	PTS	PIM	+/-	PP	SH	GW
74-75	27	5	8	13	21	-24	0	0	0
75-76	46	6	5	11	12	-18	0	0	0
TOTAL	73	11	13	24	33	-42	0	0	0
NHL TOTAL	74	11	13	24	33	-44	0	0	0

BENGT GUSTAFSSON — F — #16

Capitals' 7th choice (55th overall) in 1978 Amateur Draft. Returned to Sweden after 1985-86 season. Re-signed with Capitals in May 1987. Returned to Sweden in May 1989. Rights claimed by Detroit in 1990 Waiver Draft.

YEAR	GP	G	A	PTS	PIM	+/-	PP	SH	GW
79-80	80	22	38	60	17	-17	6	1	3
80-81	72	21	34	55	26	11	4	2	1
81-82	70	26	34	60	40	-20	3	0	2
82-83	67	22	42	64	16	9	2	0	4
83-84	69	32	43	75	16	29	8	0	5
84-85	51	14	29	43	8	13	6	1	3
85-86	70	23	52	75	26	-9	8	4	6
87-88	78	18	36	54	29	2	7	5	3
88-89	72	18	51	69	18	13	5	4	6
TOTAL	629	196	359	555	196	31	49	17	33
NHL TOTAL	629	196	359	555	196	31	49	17	33

CARL HAGELIN — F — #62

Acquired from Los Angeles for Washington's third round pick in the 2019 NHL Draft (Lukas Parik) and a conditional sixth round pick in the 2020 NHL Draft, Feb. 21, 2019.

YEAR	GP	G	A	PTS	PIM	+/-	PP	SH	GW
18-19	20	3	8	11	10	7	0	0	1
NHL TOTAL	546	93	148	241	238	90	2	4	24

CHRIS HAJT — D — #75

Signed as a free agent, July 23, 2002. Became a free agent, July 1, 2004.

YEAR	GP	G	A	PTS	PIM	+/-	PP	SH	GW
03-04	5	0	0	0	2	E	0	0	0
NHL TOTAL	6	0	0	0	2	-1	0	0	0

JEFF HALPERN — F — #11, 15

Signed as a free agent, July 23, 2002. Became a free agent, July 1, 2004. Signed as a free agent, July 1, 2011. Became a free agent, July 1, 2012.

YEAR	GP	G	A	PTS	PIM	+/-	PP	SH	GW
99-00	79	18	11	29	39	21	4	4	1
00-01	80	21	21	42	60	13	2	1	5
01-02	48	5	14	19	29	-9	0	0	4
02-03	82	13	21	34	88	6	1	2	2
03-04	79	19	27	46	56	-21	7	0	2
05-06	70	11	33	44	79	-8	6	0	1
11-12	69	4	12	16	24	-1	0	0	1
TOTAL	507	91	139	230	375	1	20	7	16
NHL TOTAL	976	152	221	373	641	-43	28	10	29

TREVOR HALVERSON — F — #18

Capitals' 1st choice (21st overall) in 1991 Entry Draft. Became a free agent, July 1, 2000.

YEAR	GP	G	A	PTS	PIM	+/-	PP	SH	GW
98-99	17	0	4	4	28	-5	0	0	0
NHL TOTAL	17	0	4	4	28	-5	0	0	0

ROMAN HAMRLIK — D — #44

Signed as a free agent, July 1, 2011. Claimed by NY Rangers on waivers March 6, 2013.

YEAR	GP	G	A	PTS	PIM	+/-	PP	SH	GW
11-12	68	2	11	13	34	11	0	0	1
12-13	4	0	1	1	2	-1	0	0	0
TOTAL	72	2	12	14	36	11	0	0	1
NHL TOTAL	1,395	155	483	638	1,408	-49	62	5	23

AL HANGSLEBEN — F — #12

Acquired from Hartford for Tom Rowe, Jan. 17, 1980. Released Dec. 10, 1981.

YEAR	GP	G	A	PTS	PIM	+/-	PP	SH	GW
79-80	37	10	7	17	45	1	2	0	1
80-81	76	5	19	24	198	-7	0	0	0
81-82	17	1	1	2	19	-3	0	0	0
TOTAL	130	16	27	43	262	-9	2	0	1
NHL TOTAL	185	21	48	69	396	3	2	0	2

SCOTT HANNAN — D — #23

Acquired, Nov. 30, 2010, from Colorado for Tomas Fleischmann. Became a free agent, July 1, 2011.

YEAR	GP	G	A	PTS	PIM	+/-	PP	SH	GW
10-11	55	1	4	5	28	3	0	0	0
NHL TOTAL	1,055	38	179	217	625	2	3	1	4

All-Time Player Register

DAVID HARLOCK — D — #43

Signed as a free agent, Aug. 31, 1997. Became a free agent, July 1, 1998.

YEAR	GP	G	A	PTS	PIM	+/-	PP	SH	GW
97-98	6	0	0	0	4	2	0	0	0
NHL TOTAL	212	2	14	16	188	-55	0	0	0

KEVIN HATCHER — D — #4, 29

Capitals' 1st choice (17th overall) in the 1984 Entry Draft. Traded to Dallas for Mark Tinordi and the rights to Rick Mrozik, Jan. 18, 1995.

YEAR	GP	G	A	PTS	PIM	+/-	PP	SH	GW
84-85	2	1	0	1	0	1	0	1	0
85-86	79	9	10	19	119	6	1	0	1
86-87	78	8	16	24	144	-29	1	0	2
87-88	71	14	27	41	137	1	5	0	3
88-89	62	13	27	40	101	19	3	0	2
89-90	80	13	41	54	102	4	4	0	2
90-91	79	24	50	74	69	-10	9	2	3
91-92	79	17	37	54	105	18	8	1	2
92-93	83	34	45	79	114	-7	13	1	6
93-94	72	16	24	40	108	-13	6	0	3
TOTAL	685	149	277	426	999	-10	50	5	24
NHL TOTAL	1157	227	450	677	1392	-27	91	8	37

ALAN HAWORTH — F — #15

Acquired from Buffalo with Sabres' 3rd-round pick in the 1982 Entry Draft (Milan Novy) for Capitals' 2nd (Mike Anderson) and 4th (Timo Jutila) choices in the 1982 Entry Draft, June 9, 1982. Traded to Quebec with Gaetan Duchesne and Capitals' 1st choice (Joe Sakic) in the 1987 Entry Draft for Dale Hunter and Clint Malarchuk, June 13, 1987.

YEAR	GP	G	A	PTS	PIM	+/-	PP	SH	GW
82-83	74	23	27	50	34	-5	5	0	2
83-84	75	24	31	55	52	14	7	0	5
84-85	76	23	26	49	48	19	4	0	2
85-86	71	34	39	73	72	36	7	0	5
86-87	50	25	16	41	43	3	9	0	2
TOTAL	346	129	139	268	249	67	32	0	16
NHL TOTAL	524	189	211	400	425	62	45	0	20

DWAYNE HAY — F — #42

Capitals' 3rd choice (43rd overall) in the 1995 Amateur Draft. Traded to Florida in exchange for Esa Tikkanen and future considerations, March 9, 1998.

YEAR	GP	G	A	PTS	PIM	+/-	PP	SH	GW
97-98	2	0	0	0	2	E	0	0	0
NHL TOTAL	79	2	4	6	22	-7	0	0	0

TIMO HELBLING — D — #51

Signed as a free agent, Aug. 9, 2006. Traded to Buffalo with Dainius Zubrus for Jiri Novotny and Buffalo's 1st choice (later traded to San Jose-Nick Petrecki), Feb. 27, 2007.

YEAR	GP	G	A	PTS	PIM	+/-	PP	SH	GW
06-07	2	0	0	0	2	-1	0	0	0
NHL TOTAL	11	0	1	1	8	-4	0	0	0

BRYAN HELMER — D — #43

Signed as a free agent, Nov. 28, 2008. Became a free agent, July 1, 2009.

YEAR	GP	G	A	PTS	PIM	+/-	PP	SH	GW
08-09	12	0	3	3	2	-1	0	0	0
NHL TOTAL	146	8	18	26	135	7	3	0	2

ARCHIE HENDERSON — F — #31

Capitals' 10th choice (165th overall) in the 1977 Amateur Draft. Became a free agent after 1980-81 season.

YEAR	GP	G	A	PTS	PIM	+/-	PP	SH	GW
80-81	7	1	0	1	28	-1	0	0	0
NHL TOTAL	23	3	1	4	92	-3	0	0	0

MATT HENDRICKS — F — #26

Signed as a free agent, Sept. 27, 2010. Became a free agent July 5, 2013.

YEAR	GP	G	A	PTS	PIM	+/-	PP	SH	GW
10-11	77	9	16	25	110	-2	1	0	3
11-12	78	4	5	9	95	-6	0	0	0
12-13	48	5	3	8	73	-6	0	0	1
Total	203	18	24	42	278	-6	1	0	4
NHL TOTAL	607	54	62	116	722	-41	1	4	7

ALEX HENRY — F — #45

Claimed off waivers from Edmonton, Oct. 24, 2002. Claimed off waivers by Minnesota, Oct. 9, 2003.

YEAR	GP	G	A	PTS	PIM	+/-	PP	SH	GW
02-03	38	0	0	0	80	-4	0	0	0
NHL TOTAL	177	2	9	11	269	-7	0	0	0

MATT HERR — F — #26

Capitals' 4th choice (93rd overall) in the 1994 Entry Draft. Traded to Philadelphia for Dean Melanson, March 13, 2001.

YEAR	GP	G	A	PTS	PIM	+/-	PP	SH	GW
98-99	30	2	2	4	8	-7	1	0	0
00-01	22	2	3	5	17	3	0	0	1
TOTAL	52	4	5	9	25	-4	1	0	1
NHL TOTAL	58	4	5	9	25	-6	1	0	1

JAMIE HEWARD — D — #6

Signed as a free agent, Aug. 12, 2005. Traded to Los Angeles for future considerations, Feb. 27, 2007.

YEAR	GP	G	A	PTS	PIM	+/-	PP	SH	GW
05-06	71	7	21	28	54	-5	4	0	2
06-07	52	4	12	16	27	4	2	0	1
TOTAL	123	11	33	44	81	-1	6	0	3
NHL TOTAL	394	38	86	124	221	-50	22	0	6

DENNIS HEXTALL — F — #12, 22

Signed as free agent Feb. 9, 1979. Became a free agent, June 1, 1980.

YEAR	GP	G	A	PTS	PIM	+/-	PP	SH	GW
78-79	26	2	9	11	43	-13	0	0	0
79-80	15	1	1	2	49	-5	0	0	0
TOTAL	41	3	10	13	92	-18	0	0	0
NHL TOTAL	681	153	350	503	1398	-134	26	3	18

DOUG HICKS — D — #2

Acquired from Edmonton for Todd Bidner, March 9, 1982. Retired following 1982-83 season.

YEAR	GP	G	A	PTS	PIM	+/-	PP	SH	GW
81-82	12	0	1	1	11	-7	0	0	0
82-83	6	0	0	0	7	-3	0	0	0
TOTAL	18	0	1	1	18	-10	0	0	0
NHL TOTAL	561	37	131	168	442	-73	12	4	2

ANDRE HIDI — F — #21

Signed as a free agent from the University of Toronto (QUAA), March 19, 1984. Retired after the 1984-85 season.

YEAR	GP	G	A	PTS	PIM	+/-	PP	SH	GW
83-84	1	0	0	0	0	E	0	0	0
84-85	6	2	1	3	9	2	1	0	0
TOTAL	7	2	1	3	9	2	1	0	0
NHL TOTAL	7	2	1	3	9	2	1	0	0

JACK HILLEN — D — #38

Signed as a free agent, July 3, 2012. Traded to Carolina with Washington's 4th pick in the 2015 Entry Draft for Tim Gleason, Feb. 28, 2015.

YEAR	GP	G	A	PTS	PIM	+/-	PP	SH	GW
12-13	23	3	6	9	14	9	0	0	1
13-14	13	0	1	1	4	-4	0	0	0
14-15	35	0	5	5	10	1	0	0	0
TOTAL	71	3	12	15	28	6	0	0	1
NHL TOTAL	304	13	58	71	157	-8	1	0	2

BENOIT HOGUE — F — #33

Claimed off waivers from Boston March 19, 2002. Became a free agent July 1, 2002.

YEAR	GP	G	A	PTS	PIM	+/-	PP	SH	GW
01-02	9	0	1	1	4	2	0	0	0
NHL TOTAL	863	222	321	546	877	34	42	10	34

RANDY HOLT — D — #4

Acquired from Calgary with Bob Gould for Pat Ribble and future considerations, Nov. 24, 1981. Became a free agent, June 1, 1983.

YEAR	GP	G	A	PTS	PIM	+/-	PP	SH	GW
81-82	53	2	6	8	250	-7	0	0	0
82-83	70	0	8	8	275	-7	0	0	0
TOTAL	123	2	14	16	525	-14	0	0	0
NHL TOTAL	395	4	37	41	1438	-76	0	0	0

BILL HOULDER — D — #34, 2

Capitals' 4th choice (82nd overall) in the 1985 Entry Draft. Traded to Buffalo for Shawn Anderson, Sept. 30, 1990.

YEAR	GP	G	A	PTS	PIM	+/-	PP	SH	GW
87-88	30	1	2	3	10	-2	0	0	0
88-89	8	0	3	3	4	7	0	0	0
89-90	41	1	11	12	28	8	0	0	0
TOTAL	79	2	16	18	42	13	0	0	0
NHL TOTAL	846	59	191	250	412	31	20	1	15

All-Time Player Register

PHIL HOUSLEY — D — #96

Signed as a free agent on July 22, 1996. Claimed off waivers by Calgary, July 21, 1998.

YEAR	GP	G	A	PTS	PIM	+/-	PP	SH	GW
96-97	77	11	29	40	24	-10	3	1	2
97-98	64	6	25	31	24	-10	4	1	0
TOTAL	141	17	54	71	48	-20	7	2	2
NHL TOTAL	1495	338	894	1232	822	-53	129	7	48

KEN HOUSTON — F — #19

Acquired from Calgary with Pat Riggin for Howard Walker, George White and future considerations, June 9, 1982. Traded to Los Angeles with Brian Engblom for Larry Murphy, Oct. 18, 1983.

YEAR	GP	G	A	PTS	PIM	+/-	PP	SH	GW
82-83	71	25	14	39	93	-8	9	0	0
83-84	4	0	0	0	4	-2	0	0	0
TOTAL	75	25	14	39	97	-10	9	0	0
NHL TOTAL	570	161	167	328	624	-6	28	0	14

JIM HRYCUIK — F — #25

Acquired in 1974 Inter-League Draft from Hershey (AHL). Contract expired April 1976.

YEAR	GP	G	A	PTS	PIM	+/-	PP	SH	GW
74-75	21	5	5	10	12	-12	1	0	0
NHL TOTAL	21	5	5	10	12	-12	1	0	0

JAMIE HUNT — D — #29

Signed as a free agent, April 1, 2006. Became a free agent, July 1, 2008.

YEAR	GP	G	A	PTS	PIM	+/-	PP	SH	GW
06-07	1	0	0	0	0	-1	0	0	0
NHL TOTAL	1	0	0	0	0	-1	0	0	0

DALE HUNTER — F — #32

Acquired from Quebec with Clint Malarchuk for Gaetan Duchesne, Alan Haworth and Washington's 1st choice in the 1987 Entry Draft (Joe Sakic), June 13, 1987. Traded to Colorado with Washington's 3rd choice in the 2000 Entry Draft (Sergei Kliazmine) in exchange for Vancouver's 2nd choice in the 1999 Entry Draft (Charlie Stephens).

YEAR	GP	G	A	PTS	PIM	+/-	PP	SH	GW
87-88	79	22	37	59	240	7	11	0	1
88-89	80	20	37	57	219	-3	9	0	3
89-90	80	23	39	62	233	17	9	1	6
90-91	76	16	30	46	234	-22	9	0	2
91-92	80	28	50	78	205	-2	13	0	4
92-93	84	29	59	79	198	3	10	0	2
93-94	52	9	29	38	131	-4	1	0	1
94-95	45	8	15	23	101	-4	3	0	1
95-96	82	13	24	37	112	5	4	0	3
96-97	82	14	32	46	125	-2	3	0	5
97-98	82	8	18	26	103	1	0	0	1
98-99	50	0	5	5	102	-7	0	0	0
TOTAL	872	181	375	556	2003	-4	72	1	29
NHL TOTAL	1407	323	697	1020	3565	98	92	10	41

MARK HUNTER — F — #27

Acquired from Hartford with Yvon Corriveau for Nick Kypreos, July 30, 1992. Became a free agent, July 1, 1993.

YEAR	GP	G	A	PTS	PIM	+/-	PP	SH	GW
92-93	7	0	0	0	14	1	0	0	0
NHL TOTAL	628	213	171	384	1426	-11	71	2	19

JAMIE HUSCROFT — F — #3

Signed as a free agent on August 9, 1999. Retired, 2001.

YEAR	GP	G	A	PTS	PIM	+/-	PP	SH	GW
99-00	7	0	0	0	11	-5	0	0	0
NHL TOTAL	352	5	33	38	1065	-8	0	0	1

AL IAFRATE — D — #34

Acquired from Toronto for Bob Rouse and Peter Zezel, Jan. 15, 1991. Traded to Boston for Joe Juneau, March 21, 1994.

YEAR	GP	G	A	PTS	PIM	+/-	PP	SH	GW
90-91	30	6	8	14	124	-1	0	1	1
91-92	78	17	34	51	180	1	6	0	1
92-93	81	25	41	66	169	15	11	1	4
93-94	67	10	35	45	143	10	4	0	3
TOTAL	256	58	118	176	616	25	21	2	9
NHL TOTAL	799	152	311	463	1301	-64	46	8	22

JAROMIR JAGR — F — #68

Acquired from Pittsburgh with Frantisek Kucera for Kris Beech, Michal Sivek, Ross Lupaschuk and future considerations, July 11, 2001. Traded to New York Rangers for Anson Carter, Jan. 23, 2004.

YEAR	GP	G	A	PTS	PIM	+/-	PP	SH	GW
01-02	69	31	48	79	30	0	10	0	3
02-03	75	36	41	77	38	5	13	2	9
03-04	46	16	29	45	38	-5	6	0	1
TOTAL	190	83	118	201	106	0	29	2	13
NHL TOTAL	1,733	766	1,155	1,921	1,167	322	217	11	135

DOUG JARVIS — F — #25

Acquired from Montreal with Brian Engblom, Rod Langway, and Craig Laughlin for Rick Green and Ryan Walter, Sept. 10, 1982. Traded to Hartford for Jorgen Pettersson, Dec. 6, 1985.

YEAR	GP	G	A	PTS	PIM	+/-	PP	SH	GW
82-83	80	8	22	30	10	-12	0	1	0
83-84	80	13	29	42	12	7	0	2	0
84-85	80	9	28	37	32	19	1	1	1
85-86	25	1	2	3	16	-5	0	0	0
TOTAL	265	31	81	112	70	9	1	4	1
NHL TOTAL	964	139	264	403	263	121	4	16	16

WES JARVIS — F — #23, 17, 15

Capitals' 18th choice (213th overall) in 1978 Amateur Draft. Traded to Minnesota with Rollie Boutin for Robbie Moore and future considerations, Aug. 15, 1982

YEAR	GP	G	A	PTS	PIM	+/-	PP	SH	GW
79-80	63	11	15	26	8	-3	0	0	0
80-81	55	9	14	23	30	-9	0	1	0
81-82	26	1	12	13	18	5	0	0	0
TOTAL	144	21	41	62	56	-7	0	1	0
NHL TOTAL	237	31	55	86	98	-23	1	2	0

DMITRIJ JASKIN — F — #23

Claimed off of waivers, Oct. 2, 2019. Became a free agent, July 1, 2019.

YEAR	GP	G	A	PTS	PIM	+/-	PP	SH	GW
18-19	37	2	6	8	6	-5	0	0	0
NHL TOTAL	303	27	42	69	88	12	3	0	5

GRANT JENNINGS — D — #33

Signed as a free agent, June 25, 1985. Traded to Hartford with Ed Kastelic for Mike Millar and Neil Sheehy, July 6, 1988.

YEAR	GP	G	A	PTS	PIM	+/-	PP	SH	GW
(Played in 1 playoff game, 1988 vs. NJ)									
NHL TOTAL	389	14	43	57	804	-6	0	3	3

DAVID A. JENSEN — F — #9

Acquired from Hartford for Dean Evason and Peter Sidorkiewicz, March 12, 1985. Signed as a free agent by Boston, July 1988.

YEAR	GP	G	A	PTS	PIM	+/-	PP	SH	GW
85-86	5	1	0	1	0	1	0	0	0
86-87	46	8	8	16	12	-10	2	0	0
87-88	5	0	1	1	4	E	0	0	0
TOTAL	56	9	9	18	16	-9	2	0	0
NHL TOTAL	69	9	13	22	22	-10	2	0	0

NICK JENSEN — D — #3

Acquired from Detroit along with a 2019 fifth round pick (traded to Buffalo) for Madison Bowey and a 2020 second round pick, Feb. 22, 2019.

YEAR	GP	G	A	PTS	PIM	+/-	PP	SH	GW
18-19	20	0	5	5	4	3	0	0	0
NHL TOTAL	210	6	42	48	60	-11	0	0	0

JAKUB JERABEK — D — #28

Acquired from Montreal for 2019 5th round NHL Draft pick, Feb. 21, 2018.

YEAR	GP	G	A	PTS	PIM	+/-	PP	SH	GW
17-18	11	1	3	4	0	-1	0	0	0
NHL TOTAL	37	2	6	8	8	-5	0	0	0

CALLE JOHANSSON — D — #6

Acquired from Buffalo March 7, 1989, with Buffalo's 2nd choice (Byron Dafoe) in 1989 NHL Entry Draft for Clint Malarchuk, Grant Ledyard and Washington's 6th choice (Brian Holzinger) in 1991 NHL Entry Draft. Retired, Aug. 7, 2003.

YEAR	GP	G	A	PTS	PIM	+/-	PP	SH	GW
88-89	12	1	7	8	4	1	1	0	0
89-90	70	8	31	39	25	7	4	0	2
90-91	80	11	41	52	23	-2	2	1	2
91-92	80	14	42	56	49	2	5	2	2
92-93	77	7	38	45	56	3	6	0	0
93-94	84	9	33	42	59	3	4	0	1
94-95	46	5	26	31	35	-6	4	0	2
95-96	78	10	25	35	50	13	4	0	0
96-97	65	6	11	17	16	-2	2	0	0
97-98	73	15	20	35	30	-11	10	1	1
98-99	67	8	21	29	22	10	2	0	2
99-00	82	7	25	32	24	13	1	0	3
00-01	76	7	29	36	26	11	5	0	0
01-02	11	2	0	2	8	-4	0	0	1
02-03	82	3	12	15	22	9	1	0	0
TOTAL	983	113	361	474	449	47	51	4	16
NHL TOTAL	1109	119	416	535	519	57	53	4	17

All-Time Player Register

JONAS JOHANSSON — F — #45

Acquired from Colorado with Bates Battaglia for Steve Konowalchuk and the Capitals' 3rd choice in the 2004 Entry Draft (later traded to Carolina-Casey Borer), Oct. 22, 2003. Became a free agent, July 1, 2007.

YEAR	GP	G	A	PTS	PIM	+/-	PP	SH	GW
05-06	1	0	0	0	2	E	0	0	0
NHL TOTAL	1	0	0	0	2	E	0	0	0

MARCUS JOHANSSON — F — #90

Capitals' 1st choice (24th overall) in the 2009 NHL Entry Draft. Traded to New Jersey for Florida's 2nd choice in 2018 and Toronto's 3rd choice in 2018, July 3, 2017

YEAR	GP	G	A	PTS	PIM	+/-	PP	SH	GW
10-11	69	13	14	27	10	2	2	1	2
11-12	80	14	32	46	8	-5	1	0	3
12-13	34	6	16	22	4	3	3	0	1
13-14	80	8	36	44	4	-21	6	0	1
14-15	82	20	27	47	10	6	3	0	1
15-16	74	17	29	46	16	12	6	0	7
16-17	82	24	34	58	10	25	5	0	5
TOTAL	501	102	188	290	62	22	26	1	20
NHL TOTAL	588	120	214	334	84	-5	29	1	21

CRAIG JOHNSON — F — #27

Claimed off waivers from Toronto, March 5, 2004. Became a free agent, July 1, 2004.

YEAR	GP	G	A	PTS	PIM	+/-	PP	SH	GW
03-04	15	0	6	6	8	-6	0	0	0
NHL TOTAL	557	75	98	173	260	-33	18	1	8

JIM JOHNSON — D — #2, 4

Acquired from Dallas for Alan May, March 21, 1994. Became a free agent, July 1, 1996.

YEAR	GP	G	A	PTS	PIM	+/-	PP	SH	GW
93-94	8	0	0	0	12	-1	0	0	0
94-95	47	0	13	13	43	6	0	0	0
95-96	66	2	4	6	34	-3	0	0	0
TOTAL	121	2	17	19	89	2	0	0	0
NHL TOTAL	829	29	166	195	1197	16	3	0	2

JAY JOHNSTON — D — #8, 4, 26

Capitals' 6th choice (45th overall) in the 1978 Amateur Draft. Released, June 1, 1984

YEAR	GP	G	A	PTS	PIM	+/-	PP	SH	GW
80-81	2	0	0	0	9	E	0	0	0
81-82	6	0	0	0	4	-2	0	0	0
TOTAL	8	0	0	0	13	-2	0	0	0
NHL TOTAL	8	0	0	0	13	-2	0	0	0

GREG JOLY — D — #3

Capitals' 1st choice (1st overall) in the 1974 Amateur Draft. Traded to Detroit for Bryan Watson, Nov. 30, 1976.

YEAR	GP	G	A	PTS	PIM	+/-	PP	SH	GW
74-75	44	1	7	8	44	-68	1	0	0
75-76	54	8	17	25	28	-46	3	1	1
TOTAL	98	9	24	33	72	-114	4	1	1
NHL TOTAL	365	21	76	97	250	-163	7	2	3

KEITH JONES — F — #26, 9

Capitals' 7th choice (141st overall) in the 1988 Entry Draft. Traded with Washington's 1st (Scott Parker) and 4th (later traded back to Washington-Krys Barch) choices in the 1998 Entry Draft to Colorado for Chris Simon and Curtis Leschyshyn, Nov. 2, 1996.

YEAR	GP	G	A	PTS	PIM	+/-	PP	SH	GW
92-93	71	12	14	26	124	18	0	0	3
93-94	68	16	19	35	149	4	5	0	1
94-95	40	14	6	20	65	-2	1	0	4
95-96	68	18	23	41	103	8	5	0	2
96-97	11	2	3	5	13	-2	1	0	0
TOTAL	258	62	65	127	454	26	12	0	10
NHL TOTAL	491	117	141	258	765	53	30	1	22

RON JONES — F — #18, 24

Acquired from Pittsburgh for Pete LaFramboise, Jan. 21, 1975. Became a free agent, June 1, 1976.

YEAR	GP	G	A	PTS	PIM	+/-	PP	SH	GW
74-75	19	1	1	2	16	-14	1	0	0
75-76	2	0	0	0	0	-1	0	0	0
TOTAL	21	1	1	2	16	-15	1	0	0
NHL TOTAL	54	1	4	5	31	-27	1	0	0

BOB JOYCE — F — #27

Acquired from Boston for Dave Christian, Dec. 13, 1989. Traded to Winnipeg with Tyler Larter and Kent Paynter for Craig Duncanson, Brent Hughes and Simon Wheeldon, May 21, 1991.

YEAR	GP	G	A	PTS	PIM	+/-	PP	SH	GW
89-90	24	5	8	13	4	2	1	0	1
90-91	17	3	3	6	8	3	0	0	1
TOTAL	41	8	11	19	12	5	1	0	2
NHL TOTAL	158	34	49	83	90	9	10	0	5

JOE JUNEAU — F — #90

Acquired from Boston for Al Iafrate, March 21, 1994. Traded to Buffalo with Washington's 3rd choice in 1999 Entry Draft (Tim Preston) for Alexei Tezikov and future considerations, March 23, 1999.

YEAR	GP	G	A	PTS	PIM	+/-	PP	SH	GW
93-94	11	5	8	13	6	E	2	0	0
94-95	44	5	38	43	8	-1	3	0	0
95-96	80	14	50	64	30	-3	7	2	2
96-97	58	15	27	42	8	-11	9	1	3
97-98	56	9	22	31	26	-8	4	1	1
98-99	63	14	27	41	20	-3	2	1	3
TOTAL	321	63	173	236	100	-26	27	5	9
NHL TOTAL	828	156	416	572	272	-3	52	6	23

MILAN JURCINA — D — #23

Acquired from Boston for a conditional pick in the 2008 Entry Draft, Feb. 1, 2007. Traded to Columbus with Chris Clark for Jason Chimera, Dec. 28, 2009. Acquired from Columbus for a conditional draft choice, March 3, 2010.

YEAR	GP	G	A	PTS	PIM	+/-	PP	SH	GW
06-07	30	2	7	9	24	5	0	0	0
07-08	75	1	8	9	30	4	1	0	0
08-09	79	3	11	14	68	1	0	0	1
09-10	27	0	4	4	14	E	0	0	0
TOTAL	211	6	30	36	136	10	1	0	1
NHL TOTAL	430	22	59	81	280	-28	6	1	3

KEVIN KAMINSKI — F — #23

Acquired from Quebec for the rights to Mark Matier, June 15, 1993. Became a free agent, July 1, 1998.

YEAR	GP	G	A	PTS	PIM	+/-	PP	SH	GW
93-94	13	0	5	5	87	2	0	0	0
94-95	27	1	1	2	102	-6	0	0	1
95-96	54	1	2	3	164	-1	0	0	0
96-97	38	1	2	3	130	E	0	0	0
TOTAL	132	3	10	13	483	-5	0	0	1
NHL TOTAL	139	3	10	13	528	-8	0	0	1

BOYD KANE — F — #22

Signed as a free agent, Aug. 12, 2005. Became a free agent, July 1, 2006. Signed as a free agent, July 11, 2009.

YEAR	GP	G	A	PTS	PIM	+/-	PP	SH	GW
05-06	5	0	1	1	2	1	0	0	0
09-10	3	0	0	0	2	-1	0	0	0
TOTAL	8	0	1	1	4	E	0	0	0
NHL TOTAL	31	0	3	3	39	-8	0	0	0

ED KASTELIC — F — #29

Capitals' 4th choice (110th overall) in the 1982 Entry Draft. Traded to Hartford with Grant Jennings for Mike Millar and Neil Sheehy, July 6, 1988.

YEAR	GP	G	A	PTS	PIM	+/-	PP	SH	GW
85-86	15	0	0	0	73	E	0	0	0
86-87	23	1	1	2	83	-3	1	0	0
87-88	35	1	0	1	78	-3	0	0	0
TOTAL	73	2	1	3	234	-6	1	0	0
NHL TOTAL	220	11	10	21	719	-20	1	0	0

MIKE KASZYCKI — F — #20

Acquired from New York Islanders for Gord Lane, Dec. 7, 1979. Traded to Toronto for Pat Ribble, Feb. 14, 1980.

YEAR	GP	G	A	PTS	PIM	+/-	PP	SH	GW
79-80	28	7	10	17	10	-5	1	0	0
NHL TOTAL	226	42	80	122	108	18	6	0	6

BOB KELLY — F — #24

Acquired from Philadelphia for future considerations, Aug. 21, 1980. Contract bought out, Dec. 7, 1981.

YEAR	GP	G	A	PTS	PIM	+/-	PP	SH	GW
80-81	80	26	36	62	157	-13	8	0	4
81-82	16	0	4	4	12	-12	0	0	0
TOTAL	96	26	40	66	169	-25	8	0	4
NHL TOTAL	837	154	208	362	1454	109	14	0	28

MICHAL KEMPNY — D — #6

Acquired from Chicago for 2018 3rd round NHL Draft pick, Feb. 19, 2018.

YEAR	GP	G	A	PTS	PIM	+/-	PP	SH	GW
17-18	22	2	1	3	14	1	0	0	0
18-19	71	6	19	25	60	24	0	0	3
TOTAL	93	8	20	28	74	25	0	0	3
NHL TOTAL	174	11	32	43	108	39	0	0	3

All-Time Player Register

DMITRI KHRISTICH — F — #8

Capitals' 6th choice (120th overall) in the 1988 Entry Draft. Traded to Los Angeles with Byron Dafoe for Kings' 1st (Alexandre Volchkov) and Dallas' 4th (Justin Davis) choices in 1996, July 8, 1995. Acquired from Toronto for Tampa Bay's 3rd choice in the 2001 Entry Draft (Brendan Bell), Dec. 11, 2000. Became a free agent, July 1, 2002.

YEAR	GP	G	A	PTS	PIM	+/-	PP	SH	GW
90-91	40	13	14	27	21	-1	1	0	0
91-92	80	36	37	73	35	24	14	1	7
92-93	64	31	35	66	28	29	9	1	1
93-94	83	29	29	58	73	-2	10	0	4
94-95	48	12	14	26	41	0	8	0	2
00-01	43	10	19	29	8	-8	4	0	4
01-02	61	9	12	21	12	2	3	0	2
TOTAL	419	140	160	300	218	44	49	2	20
NHL TOTAL	811	259	337	596	422	104	95	5	32

OREST KINDRACHUK — F — #27

Signed as free agent from Pittsburgh, Sept. 1, 1981. Released from contract, Dec. 3, 1981.

YEAR	GP	G	A	PTS	PIM	+/-	PP	SH	GW
81-82	4	1	0	1	2	-4	1	0	0
NHL TOTAL	508	118	261	379	648	122	19	8	15

D.J. KING — F — #17

Acquired from St. Louis for Stefan Della Rovere, July 28, 2010. Became a free agent, July 1, 2012.

YEAR	GP	G	A	PTS	PIM	+/-	PP	SH	GW
10-11	16	0	2	2	30	-3	0	0	0
11-12	1	0	0	0	0	0	0	0	1
TOTAL	17	0	2	2	-3	0	0	0	1
NHL TOTAL	118	4	7	11	215	-14	0	0	1

BRIAN KINSELLA — F — #24, 11

Capitals' 6th choice (91st overall) in the 1974 Amateur Draft. Became a free agent, June 1, 1978.

YEAR	GP	G	A	PTS	PIM	+/-	PP	SH	GW
75-76	4	0	1	1	0	-2	0	0	0
76-77	6	0	0	0	0	-2	0	0	0
TOTAL	10	0	1	1	0	-4	0	0	0
NHL TOTAL	10	0	1	1	0	-4	0	0	0

KEN KLEE — D — #2

Capitals' 11th choice (177th overall) in the 1990 Entry Draft. Became a free agent, July 1, 2003.

YEAR	GP	G	A	PTS	PIM	+/-	PP	SH	GW
94-95	23	3	1	4	41	2	0	0	0
95-96	66	8	3	11	60	-1	0	1	2
96-97	80	3	8	11	115	-5	0	0	2
97-98	51	4	2	6	46	-3	0	0	1
98-99	78	7	13	20	80	-9	0	0	1
99-00	80	7	13	20	79	8	0	0	2
00-01	54	2	4	6	60	-5	0	0	0
01-02	68	8	8	16	38	4	2	0	3
02-03	70	1	16	17	89	22	0	0	0
TOTAL	570	43	68	111	608	13	2	1	11
NHL TOTAL	934	55	140	195	880	30	6	1	13

SCOTT KLEINENDORST — D — #29

Acquired from Hartford for Jim Thomson, March 6, 1989. Released following 1989-90 season.

YEAR	GP	G	A	PTS	PIM	+/-	PP	SH	GW
88-89	3	0	1	1	10	E	0	0	0
89-90	15	1	3	4	16	4	0	0	0
TOTAL	18	1	4	5	26	4	0	0	0
NHL TOTAL	281	12	46	58	452	-13	1	0	0

JAKUB KLEPIS — F — #38

Acquired from Buffalo for Mike Grier, March 9, 2004. Became a free agent, July 1, 2007.

YEAR	GP	G	A	PTS	PIM	+/-	PP	SH	GW
05-06	25	1	3	4	8	-11	0	0	0
06-07	41	3	7	10	28	-2	0	0	0
NHL TOTAL	66	4	10	14	36	-13	0	0	0

MIKE KNUBLE — F — #22

Signed as a free agent, July 1, 2009. Became a free agent July 1, 2012.

YEAR	GP	G	A	PTS	PIM	+/-	PP	SH	GW
09-10	69	29	24	53	59	23	6	0	5
10-11	79	24	16	40	36	10	7	1	1
11-12	72	6	12	18	32	-15	0	0	0
TOTAL	220	59	52	111	127	18	13	1	6
NHL TOTAL	1,068	278	270	548	641	76	81	5	36

STEVE KONOWALCHUK — F — #22

Capitals' 5th choice (58th overall) in the 1991 Entry Draft. Traded with Washington's 3rd choice in the 2004 Entry Draft (later traded to Carolina-Casey Borer) to Colorado for Bates Battaglia and Jonas Johansson, Oct. 22, 2003.

YEAR	GP	G	A	PTS	PIM	+/-	PP	SH	GW
91-92	1	0	0	0	0	0	0	0	0
92-93	36	4	7	11	16	4	1	0	1
93-94	62	12	14	26	33	9	0	0	0
94-95	46	11	14	25	44	7	3	3	3
95-96	70	23	22	45	92	13	7	1	3
96-97	78	17	25	42	67	-3	2	1	3
97-98	80	10	24	34	80	19	3	0	1
98-99	45	12	12	24	26	0	4	1	2
99-00	82	16	27	43	80	19	3	0	1
00-01	82	24	23	47	87	8	6	0	5
01-02	28	2	12	14	23	-2	0	0	0
02-03	77	15	15	30	71	3	2	0	3
03-04	6	0	1	1	0	-5	0	0	0
TOTAL	693	146	196	342	619	62	30	6	23
NHL TOTAL	790	171	225	396	703	69	34	8	26

JOHN KORDIC — F — #25

Acquired from Toronto with Paul Fenton for future considerations, Jan. 24, 1991. Released from contract, July 1991.

YEAR	GP	G	A	PTS	PIM	+/-	PP	SH	GW
90-91	7	0	0	0	101	1	0	0	0
NHL TOTAL	244	17	18	35	997	-30	3	0	0

VIKTOR KOZLOV — F — #25

Signed as a free agent, July 1, 2007. Became a free agent, July 1, 2009.

YEAR	GP	G	A	PTS	PIM	+/-	PP	SH	GW
07-08	81	16	38	54	18	28	2	0	2
08-09	67	13	28	41	16	-9	2	0	0
TOTAL	148	29	66	95	34	19	4	0	2
NHL TOTAL	897	198	339	537	248	-3	54	5	19

STAFFAN KRONWALL — D — #44

Acquired off waivers from Toronto, Feb. 6, 2009. Became a free agent, July 1, 2009.

YEAR	GP	G	A	PTS	PIM	+/-	PP	SH	GW
08-09	3	0	0	0	0	-1	0	0	0
NHL TOTAL	66	1	3	4	23	-7	0	0	0

TODD KRYGIER — F — #9, 21

Acquired from Hartford for Washington's 4th choice in the 1993 Entry Draft (later traded to Calgary, Jason Smith), Oct. 3, 1991. Traded to Anaheim for a Anaheim's 4th choice in the 1996 Entry Draft (later traded to Dallas-Mike Hurley), Feb. 2, 1992. Acquired from Anaheim in exchange for Mike Torchia, March 8, 1996.

YEAR	GP	G	A	PTS	PIM	+/-	PP	SH	GW
91-92	67	13	17	30	107	-1	1	0	1
92-93	77	11	12	23	60	-13	0	2	0
93-94	66	12	18	30	60	-4	0	1	3
95-96	16	6	5	11	2	8	1	0	0
96-97	47	5	11	16	37	-10	1	0	1
97-98	45	2	12	14	30	-3	0	0	1
TOTAL	318	49	75	124	306	-23	3	3	6
NHL TOTAL	543	100	143	243	533	-26	14	5	12

DAVE KRYSKOW — F — #9

Acquired in 1974 Expansion Draft (3rd pick) from Chicago. Traded to Detroit for Jack Lynch, Feb. 7, 1975.

YEAR	GP	G	A	PTS	PIM	+/-	PP	SH	GW
74-75	51	9	15	24	83	-28	1	1	0
NHL TOTAL	213	33	56	89	174	-32	2	2	2

FRANTISEK KUCERA — D — #4

Acquired from Pittsburgh with Jaromir Jagr for Kris Beech, Ross Lupaschuk, Michal Sivek and future considerations, July 11, 2001. Became a free agent, July 1, 2002.

YEAR	GP	G	A	PTS	PIM	+/-	PP	SH	GW
01-02	56	1	13	14	12	7	0	0	0
NHL TOTAL	465	24	95	119	251	13	6	0	4

TOMAS KUNDRATEK — D — #36

Acquired from New York Rangers for Francois Bouchard, Nov. 8, 2011. Became a free agent, July 1, 2015.

YEAR	GP	G	A	PTS	PIM	+/-	PP	SH	GW
11-12	5	0	0	0	2	0	0	0	0
12-13	25	1	6	7	8	-5	0	0	0
NHL TOTAL	30	1	6	7	10	-5	0	0	0

All-Time Player Register

EVGENY KUZNETSOV F #92

Capitals' 1st choice (26th overall) in the 2010 Entry Draft.

YEAR	GP	G	A	PTS	PIM	+/-	PP	SH	GW
13-14	17	3	6	9	6	-2	0	1	0
14-15	80	11	26	37	24	10	4	0	1
15-16	82	20	57	77	32	27	5	0	4
16-17	82	19	40	59	46	18	3	0	4
17-18	79	27	56	83	48	3	7	1	8
18-19	76	21	51	72	50	7	8	0	3
NHL TOTAL	416	101	236	437	206	63	27	2	20

JOEL KWIATKOWSKI D #29

Acquired from Ottawa for future considerations, Jan. 15, 2003. Became a free agent, July 1, 2004.

YEAR	GP	G	A	PTS	PIM	+/-	PP	SH	GW
02-03	34	0	3	3	12	1	0	0	0
03-04	80	6	6	12	89	-28	2	0	0
TOTAL	114	6	9	15	101	-27	2	0	0
NHL TOTAL	282	16	29	45	245	-27	4	0	3

NICK KYPREOS F #9

Claimed from Philadelphia in the waiver draft, Oct. 2, 1989. Traded to Hartford for Mark Hunter and future considerations, June 15, 1992.

YEAR	GP	G	A	PTS	PIM	+/-	PP	SH	GW
89-90	31	5	4	9	82	2	0	0	2
90-91	79	9	9	18	196	-4	0	0	3
91-92	65	4	6	10	206	-3	0	0	0
TOTAL	175	18	19	37	484	-5	0	0	5
NHL TOTAL	442	46	44	90	1210	-24	0	0	9

YVON LABRE D #7

Acquired in 1974 Expansion Draft (4th pick) from Pittsburgh. Retired following the 1980-81 season for medical reasons.

YEAR	GP	G	A	PTS	PIM	+/-	PP	SH	GW
74-75	76	4	23	27	182	-54	0	0	0
75-76	80	2	20	22	146	-38	0	0	0
76-77	62	3	11	14	169	-5	0	2	0
77-78	22	0	8	8	41	E	0	0	0
78-79	51	1	13	14	80	7	0	0	0
79-80	18	0	5	5	38	3	0	0	0
80-81	25	2	4	6	100	-2	0	0	0
TOTAL	334	12	84	96	756	-89	0	2	0
NHL TOTAL	371	14	87	101	788	-94	0	2	0

PETE LAFRAMBOISE F #19

Acquired in the 1974 Expansion Draft (5th pick) from California. Traded to Pittsburgh for Ron Jones, Jan. 21, 1975.

YEAR	GP	G	A	PTS	PIM	+/-	PP	SH	GW
74-75	45	5	10	15	22	-37	0	0	0
NHL TOTAL	227	33	55	88	70	-91	5	0	

BROOKS LAICH F #21

Acquired from Ottawa with Ottawa's 2nd choice in the 2005 Entry Draft (later traded to Colorado-Chris Durand) for Peter Bondra, Feb. 18, 2004. Traded to Toronto with Connor Carrick and Washington's 2nd pick in the 2016 Entry Draft for Daniel Winnik and Toronto's 5th choice in the 2016 Entry Draft, Feb. 28, 2016.

YEAR	GP	G	A	PTS	PIM	+/-	PP	SH	GW
03-04	4	0	1	1	0	-1	0	0	0
05-06	73	7	14	21	26	-9	1	0	1
06-07	73	8	10	18	29	-2	2	3	0
07-08	82	21	16	37	35	-3	8	2	4
08-09	82	23	30	53	31	-1	9	1	3
09-10	78	25	34	59	34	16	12	1	4
10-11	82	16	32	48	46	14	4	1	3
11-12	82	16	25	41	34	-8	5	1	5
12-13	9	1	3	4	6	2	0	0	0
13-14	51	8	7	15	16	-7	1	1	1
14-15	66	7	13	20	24	-2	0	0	2
15-16	60	1	6	7	16	-7	0	0	1
TOTAL	742	133	191	324	297	-8	42	10	24
NHL TOTAL	776	134	198	332	307	-19	42	10	24

QUINTIN LAING F #53

Signed as a free agent, July 18, 2006.

YEAR	GP	G	A	PTS	PIM	+/-	PP	SH	GW
07-08	39	1	5	6	10	4	0	0	1
08-09	1	0	0	0	0	1	0	0	0
09-10	36	2	2	4	21	2	0	0	0
TOTAL	76	3	7	10	31	7	0	0	1
NHL TOTAL	79	3	8	11	31	8	0	0	1

RON LALONDE F #22

Acquired from Pittsburgh with rights to Don Seiling for Lew Morrison, Dec. 14, 1974. Became a free agent, June 1, 1980.

YEAR	GP	G	A	PITS	PIM	+/-	PP	SH	GW
74-75	50	12	14	26	27	-39	4	1	1
75-76	80	9	19	28	19	-26	2	1	0
76-77	76	12	17	29	24	-20	0	0	0
77-78	67	1	5	6	16	-18	0	0	0
78-79	18	1	3	4	4	-1	0	1	0
TOTAL	291	35	58	93	90	-104	6	3	1
NHL TOTAL	397	45	78	123	106	-101	6	4	3

MIKE LALOR D #26

Acquired from St. Louis with Peter Zezel for Geoff Courtnall, July 13, 1990. Traded to Winnipeg for Paul MacDermid, March 2, 1992.

YEAR	GP	G	A	PTS	PIM	+/-	PP	SH	GW
90-91	68	1	5	6	61	-23	0	0	0
91-92	64	5	7	12	64	14	0	0	1
TOTAL	132	6	12	18	125	-9	0	0	1
NHL TOTAL	687	17	88	105	677	-12	0	0	3

MIKE LAMPMAN F #21

Acquired in 1974 Expansion Draft (18th pick) from Vancouver. Became a free agent, June 1, 1978.

YEAR	GP	G	A	PTS	PIM	+/-	PP	SH	GW
75-76	27	7	12	19	28	-6	0	0	1
76-77	22	6	5	11	4	-4	1	0	0
TOTAL	49	13	17	30	32	-10	1	0	1
NHL TOTAL	96	17	20	37	34	-15	2	0	1

GORD LANE D #25, 28

Signed as a free agent, Oct. 5, 1976. Traded to New York Islanders for Mike Kaszycki, Dec. 7, 1979.

YEAR	GP	G	A	PTS	PIM	+/-	PP	SH	GW
75-76	3	1	0	1	12	-5	1	0	0
76-77	80	2	15	17	207	-25	0	0	0
77-78	69	2	9	11	195	-19	0	0	0
78-79	64	3	15	18	147	-15	0	0	0
79-80	19	2	4	6	53	1	0	0	0
TOTAL	235	10	43	53	614	-63	1	0	0
NHL TOTAL	539	19	94	113	1228	-16	1	1	2

ROBERT LANG F #20

Signed as a free agent, July 1, 2002. Traded to Detroit Red Wings for Tomas Fleischmann and Detroit's 1st (Mike Green) and 4th (Luke Lynes) choices in the 2006 Entry Draft, Feb. 27, 2004.

YEAR	GP	G	A	PTS	PIM	+/-	PP	SH	GW
02-03	82	22	47	69	22	12	10	0	2
03-04	63	29	45	74	24	2	10	0	2
TOTAL	145	51	92	143	46	14	20	0	4
NHL TOTAL	989	261	442	703	422	55	88	5	34

ROD LANGWAY D #5

Acquired from Montreal with Brian Engblom, Doug Jarvis and Craig Laughlin for Rick Green and Ryan Walter, Sept. 9, 1982. Released on waivers, July 1, 1993.

YEAR	GP	G	A	PTS	PIM	+/-	PP	SH	GW
82-83	80	3	29	32	75	E	1	0	0
83-84	80	9	24	33	61	14	1	2	2
84-85	79	4	22	26	54	35	0	0	1
85-86	71	1	17	18	61	27	1	0	0
86-87	78	2	25	27	53	11	0	0	1
87-88	63	3	13	16	28	1	0	0	1
88-89	76	2	19	21	65	12	0	0	0
89-90	58	0	8	8	39	7	0	0	0
90-91	56	1	7	8	24	12	0	0	0
91-92	64	0	13	13	22	11	0	0	0
92-93	21	0	0	0	20	-13	0	0	0
TOTAL	726	25	177	202	502	117	3	2	5
NHL TOTAL	994	51	278	329	849	277	9	3	9

TYLER LARTER F #39

Capitals' 3rd choice (78th overall) in the 1987 Entry Draft. Traded to Winnipeg with Bob Joyce and Kent Paynter for Craig Duncanson, Brent Hughes and Simon Wheeldon, May 21, 1991.

YEAR	GP	G	A	PTS	PIM	+/-	PP	SH	GW
89-90	1	0	0	0	0	-1	0	0	0
NHL TOTAL	1	0	0	0	0	-1	0	0	0

All-Time Player Register

MICHAEL LATTA — F — #46

Acquired from Nashville with Martin Erat in exchange for Filip Forsberg, April 3, 2013. Signed with Los Angeles as a free agent on July 1, 2016.

YEAR	GP	G	A	PTS	PIM	+/-	PP	SH	GW
13-14	17	1	3	4	12	0	0	0	0
14-15	53	0	6	6	68	4	0	0	0
15-16	43	3	4	7	50	0	0	0	0
NHL TOTAL	113	4	13	17	130	4	0	0	0

CRAIG LAUGHLIN — F — #18

Acquired from Montreal with Brian Engblom, Doug Jarvis and Rod Langway for Rick Green and Ryan Walter, Sept. 9, 1982. Traded to Los Angeles for Grant Ledyard, Feb. 9, 1988.

YEAR	GP	G	A	PTS	PIM	+/-	PP	SH	GW
82-83	75	17	27	44	41	-7	5	0	3
83-84	80	20	32	52	69	4	7	0	3
84-85	78	16	34	50	38	12	5	0	3
85-86	75	30	45	75	43	24	10	0	4
86-87	80	22	30	52	67	-3	11	0	5
87-88	40	5	5	10	26	-8	3	0	1
TOTAL	428	110	173	283	284	22	41	0	19
NHL TOTAL	549	136	205	341	364	2	45	0	20

STEPHEN LEACH — F — #29, 21

Capitals' 2nd choice (34th overall) in 1984 Entry Draft. Traded to Boston for Randy Burridge, June 21, 1991.

YEAR	GP	G	A	PTS	PIM	+/-	PP	SH	GW
85-86	11	1	1	2	2	E	0	0	0
86-87	15	1	0	1	6	-4	0	0	0
87-88	8	1	1	2	17	2	0	0	1
88-89	74	11	19	30	94	-4	4	0	0
89-90	70	18	14	32	104	10	0	0	2
90-91	68	11	19	30	99	-9	4	0	1
TOTAL	246	43	54	97	322	-5	8	0	4
NHL TOTAL	702	130	153	283	978	-78	33	1	19

PETER LEBLANC — F — #64

Acquired from Chicago in exchange for future considerations, Jan. 31, 2013. Became a free agent, July 1, 2014.

YEAR	GP	G	A	PTS	PIM	+/-	PP	SH	GW
13-14	1	0	0	0	0	0	0	0	0
NHL TOTAL	1	0	0	0	0	0	0	0	0

GRANT LEDYARD — D — #28, 6

Acquired from Los Angeles for Craig Laughlin, Feb. 9, 1988. Traded to Buffalo with Clint Malarchuk and the Capitals' 6th choice (Brian Holzinger) in the 1991 Entry Draft for Calle Johansson and Buffalo's 2nd choice (Byron Dafoe) in the 1989 Entry Draft, March 9, 1989.

YEAR	GP	G	A	PTS	PIM	+/-	PP	SH	GW
87-88	21	4	3	7	14	-4	1	0	1
88-89	61	3	11	14	43	1	1	0	1
TOTAL	82	7	14	21	57	-3	2	0	2
NHL TOTAL	1028	90	276	366	766	-54	31	1	14

PATRICE LEFEBVRE — F — #14

Signed as a free agent, Dec. 18, 1998. Signed to play in Germany, summer 1999.

YEAR	GP	G	A	PTS	PIM	+/-	PP	SH	GW
98-99	3	0	0	0	2	-2	0	0	0
NHL TOTAL	3	0	0	0	2	-2	0	0	0

ANTERO LEHTONEN — F — #14

Signed as free agent, Sept. 16, 1979. Released at the start of the 1980-81 season.

YEAR	GP	G	A	PTS	PIM	+/-	PP	SH	GW
79-80	65	9	12	21	14	-4	2	0	1
NHL TOTAL	65	9	12	21	14	-4	2	0	1

MIKKO LEINONEN — F — #34

Signed as a free agent from Karpat (Finland), March 13, 1985. Released June 1985.

YEAR	GP	G	A	PTS	PIM	+/-	PP	SH	GW
84-85	3	0	1	1	2	1	0	0	0
NHL TOTAL	162	31	78	109	71	19	5	0	4

JEAN LEMIEUX — D — #17, 3

Acquired from Atlanta with Gerry Meehan and Buffalo's 1st-round choice in the 1976 Amateur Draft (Greg Carroll) for Bill Clement, Jan. 22, 1976. Became a free agent June 1, 1978.

YEAR	GP	G	A	PTS	PIM	+/-	PP	SH	GW
75-76	33	6	14	20	2	-21	5	0	1
76-77	15	4	4	8	2	-9	2	0	0
77-78	16	3	7	10	0	-12	3	0	0
TOTAL	64	13	25	38	4	-42	10	0	1
NHL TOTAL	204	23	63	86	39	-45	14	0	3

SAMI LEPISTO — D — #42

Capitals' 5th choice (66th overall) in 2004 Entry Draft. Traded to Phoenix in exchange for a 5th-round choice in the 2010 Entry Draft, June 27, 2009.

YEAR	GP	G	A	PTS	PIM	+/-	PP	SH	GW
07-08	7	0	1	1	12	-1	0	0	0
08-09	7	0	4	4	6	-3	0	0	0
TOTAL	14	0	5	5	18	-4	0	0	0
NHL TOTAL	176	6	29	35	137	23	0	0	1

CURTIS LESCHYSHYN — D — #9

Acquired from Colorado with Chris Simon for Keith Jones and the Capitals' 1st (Scott Parker) and 4th choices (later traded back to Washington-Krys Barch) in the 1998 Entry Draft, Nov. 2, 1996. Traded to Hartford in exchange for Andrei Nikolishin, Nov. 9, 1996.

YEAR	GP	G	A	PTS	PIM	+/-	PP	SH	GW
96-97	2	0	0	0	2	0	0	0	0
NHL TOTAL	1033	47	165	212	669	-52	17	2	10

BILL LESUK — F — #20

Purchased from Los Angeles, July 28, 1974. Agreed to contract with Winnipeg (WHA), July 1975.

YEAR	GP	G	A	PTS	PIM	+/-	PP	SH	GW
74-75	79	8	11	19	77	-34	1	2	0
NHL TOTAL	388	44	63	107	368	-69	6	2	4

TYLER LEWINGTON — D — #78

Capitals' 7th choice (204th overall) in the 2013 Entry Draft.

YEAR	GP	G	A	PTS	PIM	+/-	PP	SH	GW
18-19	2	1	1	2	7	3	0	0	0
NHL TOTAL	2	1	1	2	7	3	0	0	0

TREVOR LINDEN — F — #16

Acquired from Montreal with Dainius Zubrus and New Jersey's second-round draft choice in the 2001 Entry Draft for Richard Zednik, Jan Bulis and the Capitals' 1st choice in the 2001 Entry Draft (Alexander Perezhogin), March 13, 2001. Traded to Vancouver with NY Islanders' 2nd choice in 2002 Entry Draft (Denis Grot) for Vancouver's 1st (Boyd Gordon) and 3rd (later traded to Edmonton-Zachery Stortini) choices in the 2002 Entry Draft, Nov. 10, 2001.

YEAR	GP	G	A	PTS	PIM	+/-	PP	SH	GW
00-01	12	3	1	4	8	2	0	0	0
01-02	16	1	2	3	6	-2	1	0	0
TOTAL	28	4	3	7	12	0	1	0	0
NHL TOTAL	1382	375	492	867	895	-64	119	18	41

MARK LOFTHOUSE — F — #8, 27, 11, 20

Capitals' 2nd choice (21st overall) in the 1977 Amateur Draft. Traded to Detroit for Al Jensen, July 23, 1981.

YEAR	GP	G	A	PTS	PIM	+/-	PP	SH	GW
77-78	18	2	1	3	8	-5	0	0	0
78-79	52	13	10	23	10	-11	1	0	0
79-80	68	15	18	33	20	-9	1	0	1
80-81	3	1	1	2	4	E	0	0	0
TOTAL	141	31	30	61	42	-25	2	0	1
NHL TOTAL	181	42	38	80	73	-24	0	0	0

KEN LOVSIN — D — #37

Signed as a free agent, July 3, 1990. Released from contract, June 1, 1992.

YEAR	GP	G	A	PTS	PIM	+/-	PP	SH	GW
90-91	1	0	0	0	0	-2	0	0	0
NHL TOTAL	1	0	0	0	0	-2	0	0	0

DWAYNE LOWDERMILK — D — #14

Acquired from New York Islanders for future considerations, Dec. 26, 1980. Became a free agent, June 1, 1982.

YEAR	GP	G	A	PTS	PIM	+/-	PP	SH	GW
80-81	2	0	1	1	2	-1	0	0	0
NHL TOTAL	2	0	1	1	2	-1	0	0	0

JOE LUNDRIGAN — D — #5

Acquired in 1974 Expansion Draft (11th pick) from Toronto. Became a free agent, June 1, 1975.

YEAR	GP	G	A	PTS	PIM	+/-	PP	SH	GW
74-75	3	0	0	0	2	-3	0	0	0
NHL TOTAL	52	2	8	10	22	1	1	0	1

JACK LYNCH — D — #19, 2

Acquired from Detroit for Dave Kryskow, Feb. 8, 1975. Released from contract, Oct. 20, 1979.

YEAR	GP	G	A	PTS	PIM	+/-	PP	SH	GW
74-75	20	1	5	6	16	-54	0	0	0
75-76	79	9	13	22	78	-52	5	0	1
76-77	75	5	25	30	90	-15	0	0	0
77-78	29	1	8	9	4	-13	0	0	0
78-79	30	2	6	8	14	2	1	0	0
TOTAL	233	18	57	75	202	-132	6	0	1
NHL TOTAL	382	24	106	130	336	-197	7	0	2

All-Time Player Register

PAUL MACDERMID — F — #23

Acquired from Winnipeg for Mike Lalor, March 2, 1992. Traded to Quebec with Reggie Savage for Mike Hough, June 20, 1993.

YEAR	GP	G	A	PTS	PIM	+/-	PP	SH	GW
91-92	15	2	5	7	43	2	0	0	0
92-93	72	9	8	17	80	-13	1	0	3
TOTAL	87	11	13	24	123	-11	1	0	3
NHL TOTAL	690	116	142	258	1303	-14	19	0	18

PAUL MACKINNON — D — #19, 22, 4

Capitals' 4th choice (23rd overall) in the 1978 Amateur Draft. Released from contract, June 1, 1984.

YEAR	GP	G	A	PTS	PIM	+/-	PP	SH	GW
79-80	63	1	11	12	22	-1	0	0	0
80-81	14	0	0	0	22	5	0	0	0
81-82	39	2	9	11	35	-10	0	0	0
82-83	19	2	2	4	8	1	1	0	0
83-84	12	0	1	1	4	-7	0	0	0
TOTAL	147	5	23	28	91	-12	1	0	0
NHL TOTAL	147	5	23	28	91	-12	1	0	0

IVAN MAJESKY — D — #23

Signed as a free agent, Aug. 10, 2005. Became a free agent July 1, 2006.

YEAR	GP	G	A	PTS	PIM	+/-	PP	SH	GW
05-06	57	1	8	9	66	-2	0	1	0
NHL TOTAL	202	8	23	31	234	-27	0	1	2

STEWART MALGUNAS — F — #26, 4, 3

Acquired from Winnipeg in exchange for Dennis Chasse, Feb. 15, 1996. Traded to Nashville for a conditional pick in the 2001 Entry Draft, Feb. 2, 2000.

YEAR	GP	G	A	PTS	PIM	+/-	PP	SH	GW
95-96	1	0	0	0	0	0	0	0	0
96-97	6	0	0	0	2	2	0	0	0
97-98	8	0	0	0	12	1	0	0	0
98-99	10	0	0	0	6	-5	0	0	0
TOTAL	25	0	0	0	20	-2	0	0	0
NHL TOTAL	129	1	5	6	144	-10	0	0	0

STEVE MALTAIS — F — #26, 18

Capitals' 2nd selection (57th overall) in the 1987 Entry Draft. Traded to Minnesota with Trent Klatt for Shawn Chambers, June 21, 1991.

YEAR	GP	G	A	PTS	PIM	+/-	PP	SH	GW
89-90	8	0	0	0	2	-2	0	0	0
90-91	7	0	0	0	2	-1	0	0	0
TOTAL	15	0	0	0	4	-3	0	0	0
NHL TOTAL	120	9	18	27	53	-34	4	0	1

JASON MARSHALL — D — #28

Acquired from Anaheim for Alexei Tezikov and the Capitals' 4th choice in the 2001 Entry Draft (Brandon Rogers). Became a free agent, July 1, 2001.

YEAR	GP	G	A	PTS	PIM	+/-	PP	SH	GW
00-01	5	0	0	0	17	-1	0	0	0
NHL TOTAL	526	16	51	67	1004	-34	5	1	1

MIKE MARSON — F — #16

Capitals' 2nd choice (19th overall) in the 1974 Amateur Draft. Traded to Los Angeles for Steve Clippingdale, June 11, 1979.

YEAR	GP	G	A	PTS	PIM	+/-	PP	SH	GW
74-75	76	16	12	28	59	-65	5	0	2
75-76	57	4	7	11	50	-19	0	0	0
76-77	10	0	1	1	18	-1	0	0	0
77-78	46	4	4	8	101	1	0	0	0
78-79	4	0	0	0	0	-3	0	0	0
TOTAL	193	24	24	48	228	-87	5	0	2
NHL TOTAL	196	24	24	48	233	-89	5	0	2

GRANT MARTIN — F — #21, 25

Signed as a free agent, Aug. 6, 1985. Became a free agent, June 1, 1987.

YEAR	GP	G	A	PTS	PIM	+/-	PP	SH	GW
85-86	11	0	1	1	6	-5	0	0	0
86-87	9	0	0	0	4	-1	0	0	0
TOTAL	20	0	1	1	10	-6	0	0	0
NHL TOTAL	44	0	4	4	55	-16	0	0	0

DENNIS MARUK — F — #21

Acquired from Minnesota for the Capitals' 2nd choice in the 1979 Entry Draft (Tom McCarthy), Oct. 18, 1978. Traded to Minnesota for the North Stars' 2nd choice in the 1984 Entry Draft (Steve Leach), July 5, 1983.

YEAR	GP	G	A	PTS	PIM	+/-	PP	SH	GW
78-79	76	31	59	90	71	-14	6	2	3
79-80	27	10	17	27	8	E	1	1	0
80-81	80	50	47	97	87	-7	16	2	5
81-82	80	60	76	136	128	-4	20	2	1
82-83	80	31	50	81	71	-21	12	0	2
TOTAL	343	182	249	431	365	-46	55	7	11
NHL TOTAL	888	356	522	878	761	-75	89	14	26

JIM MATHIESON — D — #36

Capitals' 3rd selection (59th overall) in the 1989 Entry Draft. Became a free agent, July 1994.

YEAR	GP	G	A	PTS	PIM	+/-	PP	SH	GW
89-90	2	0	0	0	4	E	0	0	0
NHL TOTAL	2	0	0	0	4	E	0	0	0

ALAN MAY — F — #16

Acquired from Los Angeles for the Capitals' 5th choice in the 1989 Entry Draft (Thomas Newman), June 17, 1989. Traded to Dallas for Jim Johnson, March 21, 1994.

YEAR	GP	G	A	PTS	PIM	+/-	PP	SH	GW
89-90	77	7	10	17	339	-1	1	0	2
90-91	67	4	6	10	264	-10	0	0	0
91-92	75	6	9	15	221	-7	0	0	1
92-93	83	6	10	16	268	1	0	0	1
93-94	43	4	7	11	97	-2	0	0	0
TOTAL	345	27	42	69	1189	-19	1	0	4
NHL TOTAL	393	31	45	76	1348	-18	1	0	6

GARY MCADAM — F — #20

Acquired on waivers from New Jersey, Nov. 17, 1983. Rights traded to New Jersey for cash, Jan. 18, 1984.

YEAR	GP	G	A	PTS	PIM	+/-	PP	SH	GW
83-84	24	1	5	6	12	E	0	0	1
NHL TOTAL	534	96	132	228	243	-54	8	2	14

MIKE MCEWEN — D — #2

Signed as a free agent from Los Angeles, Aug. 7, 1984. Became a free agent July 1, 1985.

YEAR	GP	G	A	PTS	PIM	+/-	PP	SH	GW
84-85	56	11	27	38	42	22	4	0	3
NHL TOTAL	716	108	296	404	460	-36	43	1	13

JIM MCGEOUGH — F — #23, 24

Capitals' 6th choice (110th overall) in 1981 Entry Draft. Traded to Pittsburgh for Mark Taylor, March 12, 1985.

YEAR	GP	G	A	PTS	PIM	+/-	PP	SH	GW
81-82	4	0	0	0	0	-2	0	0	0
84-85	11	3	0	3	12	0	0	0	0
TOTAL	15	3	0	3	12	-2	0	0	0
NHL TOTAL	57	7	10	17	32	-15	0	0	1

WALT MCKECHNIE — F — #10

Acquired from Detroit as compensation for Ron Low, Aug. 17, 1977. Traded to Cleveland for Bob Girard and Cleveland's 2nd choice (Paul MacKinnon) in the 1978 Amateur Draft, Dec. 9, 1977.

YEAR	GP	G	A	PTS	PIM	+/-	PP	SH	GW
77-78	16	4	1	5	0	-14	1	0	0
NHL TOTAL	955	214	392	606	469	-115	35	17	24

JIM MCKENZIE — F — #33

Claimed on waivers from Anaheim, Jan. 20, 2000. Became a free agent and signed with New Jersey, July 3, 2000.

YEAR	GP	G	A	PTS	PIM	+/-	PP	SH	GW
99-00	30	1	2	3	16	E	0	0	0
NHL TOTAL	880	48	52	100	1739	-86	2	0	6

DON MCLEAN — D — #8

Acquired from Philadelphia with Bill Clement and Flyers' 1st choice in the 1975 Amateur Draft (Alex Forsyth) for Capitals' 1st choice in 1975 Amateur Draft (Mel Bridgeman), June 3, 1975. Retired for medical reasons following 1976-77 season.

YEAR	GP	G	A	PTS	PIM	+/-	PP	SH	GW
75-76	9	0	0	0	6	-3	0	0	0
NHL TOTAL	9	0	0	0	6	-3	0	0	0

JIM MCTAGGART — D — #4, 3

Signed as a free agent from Billings (WHL), Nov. 9, 1979. Released at start of the 1982-83 season.

YEAR	GP	G	A	PTS	PIM	+/-	PP	SH	GW
80-81	52	1	6	7	185	-5	0	0	0
81-82	19	2	4	6	20	-2	0	1	1
TOTAL	71	3	10	13	205	-7	0	1	1
NHL TOTAL	71	3	10	13	205	-7	0	1	1

All-Time Player Register

GERRY MEEHAN — F — #14

Acquired from Atlanta with Jean Lemieux and Buffalo's 1st pick in the 1976 Amateur Draft (Greg Carroll) for Bill Clement, Jan. 22, 1976. Released and signed with Cincinnati (WHA), Dec. 4, 1978.

YEAR	GP	G	A	PTS	PIM	+/-	PP	SH	GW
75-76	32	16	15	31	10	-7	3	0	0
76-77	80	28	36	64	13	-11	9	1	6
77-78	78	19	24	43	10	-41	7	0	2
78-79	18	2	4	6	0	-3	1	0	1
TOTAL	208	65	79	144	33	-62	20	1	9
NHL TOTAL	670	180	243	423	111	-116	42	2	23

DEAN MELANSON — D — #57

Acquired from Philadelphia for Matt Herr, March 13, 2001. Traded to Ottawa for Josef Boumedienne, Dec. 16, 2002.

YEAR	GP	G	A	PTS	PIM	+/-	PP	SH	GW
01-02	4	0	0	0	4	1	0	0	0
NHL TOTAL	9	0	0	0	8	E	0	0	0

GLEN METROPOLIT — F — #21

Signed as a free agent, July 19, 1999. Claimed by Tampa Bay in the waiver draft, Sept. 28, 2001. Claimed off waivers from Tampa Bay, Oct. 20, 2001. Claimed by Ottawa in the waiver draft, Oct. 3, 2003.

YEAR	GP	G	A	PTS	PIM	+/-	PP	SH	GW
99-00	30	6	13	19	4	5	1	0	1
00-01	15	1	5	6	10	-2	0	0	0
01-02	33	1	16	17	6	3	0	0	0
02-03	23	2	3	5	6	4	0	0	1
TOTAL	80	10	37	47	26	10	1	0	2
NHL TOTAL	407	57	102	159	148	39	18	0	10

BILL MIKKELSON — D — #4, 3

Acquired in 1974 Expansion Draft (16th pick) from NY Islanders. Became a free agent, June 1, 1977.

YEAR	GP	G	A	PTS	PIM	+/-	PP	SH	GW
74-75	59	3	7	10	52	-82	3	0	0
76-77	1	0	0	0	2	E	0	0	0
TOTAL	60	3	7	10	54	-82	3	0	0
NHL TOTAL	147	4	18	22	105	-147	3	0	0

MIKE MILLAR — F — #9

Acquired from Hartford with Neil Sheehy for Ed Kastelic and Grant Jennings, July 6, 1988. Traded to Boston for Alfie Turcotte, Oct. 2, 1989.

YEAR	GP	G	A	PTS	PIM	+/-	PP	SH	GW
88-89	18	6	3	9	4	-4	3	0	1
NHL TOTAL	78	18	18	36	12	-9	8	0	3

KELLY MILLER — F — #10

Acquired from NY Rangers with Mike Ridley and Bob Crawford for Bobby Carpenter and Washington's 2nd choice in the 1989 Entry Draft (Jason Prosofsky), Jan. 1, 1987.

YEAR	GP	G	A	PTS	PIM	+/-	PP	SH	GW
86-87	39	10	12	22	26	10	3	1	0
87-88	80	9	23	32	35	9	0	1	3
88-89	78	19	21	40	45	13	2	1	3
89-90	80	18	22	40	49	-2	3	2	2
90-91	80	24	26	50	29	10	4	2	3
91-92	78	14	38	52	49	20	0	1	3
92-93	84	18	27	45	32	-2	3	0	3
93-94	84	14	25	39	32	8	0	1	3
94-95	48	10	13	23	6	5	2	0	1
95-96	74	7	13	20	30	7	0	2	1
96-97	77	10	14	24	33	4	0	1	3
97-98	76	7	7	14	41	-2	0	3	3
98-99	62	2	5	7	29	-5	0	1	1
TOTAL	940	162	246	408	436	75	17	15	29
NHL TOTAL	1057	181	282	463	512	71	19	16	33

KEVIN MILLER — F — #14

Acquired from Detroit for Dino Ciccarelli, June 20, 1992. Traded to St. Louis for Paul Cavallini, Nov. 2, 1992.

YEAR	GP	G	A	PTS	PIM	+/-	PP	SH	GW
92-93	10	0	3	3	35	-4	0	0	0
NHL TOTAL	620	150	185	335	429	-7	28	14	26

KIP MILLER — F — #14

Signed as a free agent, July 9, 2002. Became a free agent, July 1, 2004.

YEAR	GP	G	A	PTS	PIM	+/-	PP	SH	GW
02-03	72	12	38	50	18	-1	3	0	4
03-04	66	9	22	31	8	-10	6	0	2
TOTAL	138	21	60	81	26	-11	9	0	2
NHL TOTAL	449	74	165	239	105	-32	17	0	15

GRAHAM MINK — F — #39

Signed as a free agent, April 9, 2002. Became a free agent July 1, 2006. Signed as a free agent, July 2, 2008. Became a free agent, July 1, 2009.

YEAR	GP	G	A	PTS	PIM	+/-	PP	SH	GW
03-04	2	0	0	0	2	-1	0	0	0
05-06	3	0	0	0	0	E	0	0	0
08-09	2	0	0	0	0	E	0	0	0
TOTAL	7	0	0	0	2	-1	0	0	0
NHL TOTAL	7	0	0	0	2	-1	0	0	0

DMITRI MIRONOV — D — #15

Signed as a free agent, July 12, 1998. Became a free agent, July 2001.

YEAR	GP	G	A	PTS	PIM	+/-	PP	SH	GW
98-99	46	2	14	16	80	-5	2	0	0
99-00	73	3	19	22	28	6	1	0	0
00-01	36	3	5	8	6	-7	1	0	1
TOTAL	155	8	38	46	114	-6	4	0	1
NHL TOTAL	556	54	206	260	568	29	20	1	7

GARRETT MITCHELL — F — #76

Capitals' 6th choice (175th overall) in the 2009 Entry Draft.

YEAR	GP	G	A	PTS	PIM	+/-	PP	SH	GW
16-17	1	0	0	0	0	0	0	0	0
NHL TOTAL	1	0	0	0	0	0	0	0	0

DOUG MOHNS — D — #2

Purchased from Atlanta, June 20, 1974. Became a free agent, June 1, 1975.

YEAR	GP	G	A	PTS	PIM	+/-	PP	SH	GW
16-17	1	0	0	0	0	0	0	0	0
NHL TOTAL	1	0	0	0	0	0	0	0	0

HARTLAND MONAHAN — F — #12

Acquired in 1975 Intra-League Draft from NY Rangers. Traded to Pittsburgh for the Penguins' 1st choice in 1979 Entry Draft (later traded to Minnesota-Tom McCarthy), Oct. 17, 1977.

YEAR	GP	G	A	PTS	PIM	+/-	PP	SH	GW
75-76	80	17	29	46	35	-49	2	0	2
76-77	79	23	27	50	37	-28	7	1	4
TOTAL	159	40	56	96	72	-77	9	1	6
NHL TOTAL	334	61	80	141	163	-119	11	4	7

BARRIE MOORE — F — #25

Acquired from Edmonton for Brad Church, Feb. 3, 1999. Selected by Columbus in the 2000 Expansion Draft.

YEAR	GP	G	A	PTS	PIM	+/-	PP	SH	GW
99-00	1	0	0	0	0	E	0	0	0
NHL TOTAL	39	2	6	8	18	1	1	0	0

BRENDAN MORRISON — F — #9

Signed as a free agent, July 10, 2009. Became a free agent, July 1, 2010.

YEAR	GP	G	A	PTS	PIM	+/-	PP	SH	GW
09-10	74	12	30	42	40	23	3	0	3
NHL TOTAL	934	200	401	601	452	86	53	8	42

LEW MORRISON — F — #22

Acquired in 1974 Expansion Draft (19th pick) from Atlanta. Traded to Pittsburgh for Ron Lalonde and the rights to Don Seiling, Dec. 14, 1974.

YEAR	GP	G	A	PTS	PIM	+/-	PP	SH	GW
74-75	18	0	4	4	6	-14	0	0	0
NHL TOTAL	564	39	52	91	107	-60	5	4	6

SHAONE MORRISONN — D — #26

Acquired from Boston with Boston's 1st (Jeff Schultz) and 2nd (Mikhail Yunkov) choices in the 2004 Entry Draft for Sergei Gonchar, March 3, 2004. Became a free agent, July 1, 2010.

YEAR	GP	G	A	PTS	PIM	+/-	PP	SH	GW
03-04	3	0	0	0	0	E	0	0	0
05-06	80	1	13	14	91	7	0	0	0
06-07	78	3	10	13	106	3	0	0	0
07-08	76	1	9	10	63	4	0	0	1
08-09	72	3	10	13	77	4	0	0	1
09-10	68	1	11	12	68	8	0	0	1
TOTAL	377	9	53	62	405	26	0	0	3
NHL TOTAL	480	11	64	75	455	34	0	0	4

JOE MOTZKO — F — #50

Signed as a free agent, July 10, 2007. Traded to Atlanta for Alexandre Giroux, Feb. 26, 2008.

YEAR	GP	G	A	PTS	PIM	+/-	PP	SH	GW
07-08	8	2	2	4	0	1	0	0	0
NHL TOTAL	25	4	2	6	0	E	0	0	0

All-Time Player Register

BRYAN MUIR D #47

Acquired from Los Angeles for future considerations, Aug. 12, 2005. Became a free agent, July 1, 2007.

YEAR	GP	G	A	PTS	PIM	+/-	PP	SH	GW
05-06	72	8	18	26	72	-9	4	0	0
06-07	26	3	4	7	42	3	0	0	1
TOTAL	98	11	22	33	114	-6	4	0	1
NHL TOTAL	279	16	37	53	281	-20	4	1	1

RYAN MULHERN F #26

Signed as a free agent, March 17, 1997. Became a free agent, July 1, 1998.

YEAR	GP	G	A	PTS	PIM	+/-	PP	SH	GW
97-98	3	0	0	0	0	E	0	0	0
NHL TOTAL	3	0	0	0	0	E	0	0	0

PAUL MULVEY F #27

Capitals' 2nd choice (20th overall) in the 1978 Amateur Draft. Traded to Pittsburgh as compensation for Orest Kindrachuk, Sept. 4, 1981.

YEAR	GP	G	A	PTS	PIM	+/-	PP	SH	GW
78-79	55	7	4	11	81	-18	1	0	1
79-80	77	15	19	34	240	-8	2	0	3
80-81	55	7	14	21	166	-9	1	0	0
TOTAL	187	29	37	66	487	-35	4	0	4
NHL TOTAL	225	30	51	81	613	-42	4	0	4

JOE MURPHY F #9

Claimed off waivers from Boston, Feb. 11, 2000. Released, Dec. 9, 2000.

YEAR	GP	G	A	PTS	PIM	+/-	PP	SH	GW
99-00	29	5	8	13	53	8	1	0	2
00-01	14	1	5	6	20	-5	1	0	0
TOTAL	43	6	13	19	73	3	2	0	2
NHL TOTAL	779	233	295	528	810	29	64	8	26

LARRY MURPHY D #8

Acquired from Los Angeles for Brian Engblom and Ken Houston, Oct. 18, 1983. Traded to Minnesota with Mike Gartner for Dino Ciccarelli and Bob Rouse, March 7, 1989.

YEAR	GP	G	A	PTS	PIM	+/-	PP	SH	GW
83-84	72	13	33	46	50	12	2	0	2
84-85	79	13	42	55	51	21	3	0	0
85-86	78	21	44	65	50	2	8	1	2
86-87	80	23	58	81	39	25	8	0	4
87-88	79	8	53	61	72	2	7	0	1
88-89	65	7	29	36	70	-5	3	0	0
TOTAL	453	85	259	344	332	57	31	1	9
NHL TOTAL	1615	287	929	1216	1084	200	114	9	37

ROB MURRAY F #23

Capitals' 3rd selection (61st overall) in 1985 Entry Draft. Claimed by Minnesota in 1991 Expansion Draft, May 30, 1991.

YEAR	GP	G	A	PTS	PIM	+/-	PP	SH	GW
89-90	41	2	7	9	58	-10	0	0	0
90-91	17	0	3	3	19	E	0	0	0
TOTAL	58	2	10	12	77	-10	0	0	0
NHL TOTAL	107	4	15	19	111	-10	0	0	1

TERRY MURRAY D #25

Claimed from Philadelphia in the 1981 Waiver Draft, Oct. 5, 1981. Retired following 1981-82 season.

YEAR	GP	G	A	PTS	PIM	+/-	PP	SH	GW
81-82	74	3	22	25	60	-14	0	0	0
NHL TOTAL	302	4	76	80	199	-20	0	0	0

BRANTT MYHRES F #74

Acquired from Nashville for future considerations, Feb. 1, 2001. Became a free agent, July 1, 2001.

YEAR	GP	G	A	PTS	PIM	+/-	PP	SH	GW
00-01	5	0	0	0	29	E	0	0	0
NHL TOTAL	154	6	2	8	687	-9	0	0	2

JEFF NELSON F #15

Capitals' 4th choice (36th overall) in 1991 Entry Draft. Traded to Nashville for future considerations, Aug. 19, 1998.

YEAR	GP	G	A	PTS	PIM	+/-	PP	SH	GW
94-95	10	1	0	1	2	-2	0	0	0
95-96	33	0	7	7	16	3	0	0	0
TOTAL	43	1	7	8	18	1	0	0	0
NHL TOTAL	52	3	8	11	20	E	0	0	0

TODD NELSON D #40

Signed as a free agent, Aug. 15, 1993. Became a free agent, July 1, 1996.

YEAR	GP	G	A	PTS	PIM	+/-	PP	SH	GW
93-94	2	1	0	1	2	1	1	0	1
NHL TOTAL	3	1	0	1	2	1	1	0	1

AARON NESS D #55

Signed as a free agent, July 1, 2015. Became a free agent, July 1, 2019.

YEAR	GP	G	A	PTS	PIM	+/-	PP	SH	GW
15-16	8	0	2	2	2	4	0	0	0
16-17	2	0	0	0	0	-1	0	0	0
17-18	8	0	1	1	8	2	0	0	0
TOTAL	18	0	3	3	10	-1	0	0	0
NHL TOTAL	47	1	5	6	22	-8	0	0	0

PAUL NICHOLSON F #24, 27

Capitals' 4th choice (55th overall) in the 1974 Amateur Draft. Became a free agent, June 1978.

YEAR	GP	G	A	PTS	PIM	+/-	PP	SH	GW
74-75	39	4	5	9	7	-29	0	0	1
75-76	14	0	2	2	9	-4	0	0	0
76-77	9	0	1	1	2	-6	0	0	0
TOTAL	62	4	8	12	18	-39	0	0	1
NHL TOTAL	62	4	8	12	18	-39	0	0	1

ANDREI NIKOLISHIN F #13

Acquired from Hartford for Curtis Leschyshyn, Nov. 9, 1996. Traded to Chicago with Chris Simon for Michael Nylander, Chicago's 3rd choice in the 2003 Entry Draft (Steve Werner) and future considerations, Nov. 1, 2002.

YEAR	GP	G	A	PTS	PIM	+/-	PP	SH	GW
96-97	59	7	14	21	30	5	1	0	0
97-98	38	6	10	16	14	1	1	0	1
98-99	73	8	27	35	28	0	0	1	1
99-00	76	11	14	25	28	6	0	2	2
00-01	81	13	25	38	34	9	4	0	2
01-02	80	13	23	36	40	-1	1	0	0
TOTAL	407	58	113	161	174	20	7	3	6
NHL TOTAL	628	93	187	280	270	23	13	6	9

MATT NISKANEN D #2

Signed as a free agent, July 1, 2014. Traded to Philadelphia for Radko Gudas, June 14, 2019.

YEAR	GP	G	A	PTS	PIM	+/-	PP	SH	GW
14-15	82	4	27	31	47	7	2	0	0
15-16	82	5	27	32	38	10	2	0	3
16-17	78	5	34	39	32	20	1	0	2
17-18	68	7	22	29	36	24	0	0	1
18-19	80	8	17	25	-3	41	1	0	1
TOTAL	390	29	127	156	150	102	6	0	7
NHL TOTAL	881	64	259	323	416	141	16	0	17

CLAUDE NOEL F #23, 20

Signed as a free agent, Oct. 9, 1979. Released from contract, May 1982.

YEAR	GP	G	A	PTS	PIM	+/-	PP	SH	GW
79-80	7	0	0	0	0	-3	0	0	0
NHL TOTAL	7	0	0	0	0	-3	0	0	0

BRAD NORTON D #41

Claimed off waivers from Los Angeles, March 5, 2004. Became a free agent, July 1, 2004.

YEAR	GP	G	A	PTS	PIM	+/-	PP	SH	GW
03-04	16	0	1	1	17	-4	0	0	0
NHL TOTAL	124	3	8	11	287	-3	0	0	0

LEE NORWOOD D #8

Acquired from Quebec for Tim Tookey and Capitals' 7th pick (Daniel Poudrier) in 1982 Entry Draft, Feb. 1, 1982. Traded Oct. 6, 1983 to Toronto for Dave Shand.

YEAR	GP	G	A	PTS	PIM	+/-	PP	SH	GW
81-82	26	7	10	17	125	7	3	0	1
82-83	8	0	1	1	14	-3	0	0	0
TOTAL	34	7	11	18	139	4	3	0	1
NHL TOTAL	503	58	153	211	1099	27	22	1	8

JIRI NOVOTNY F #13

Acquired from Buffalo with Buffalo's 1st choice in the 2007 Entry Draft (later traded to San Jose-Nick Petrecki) for Timo Helbling and Dainius Zubrus, Feb. 27, 2007. Became a free agent, July 1, 2006.

YEAR	GP	G	A	PTS	PIM	+/-	PP	SH	GW
06-07	18	0	6	6	2	-2	0	0	0
NHL TOTAL	189	20	31	51	66	-15	1	2	0

MILAN NOVY F #26, 66

Capitals' 2nd choice (58th overall) in 1982 Entry Draft. Released following 1982-83 season.

YEAR	GP	G	A	PTS	PIM	+/-	PP	SH	GW
82-83	73	18	30	48	16	1	3	0	3
NHL TOTAL	73	18	30	48	16	1	3	0	3

All-Time Player Register

LAWRENCE NYCHOLAT — D — #3

Signed as a free agent, Aug. 9, 2005. Traded to Ottawa for Andy Hedlund and Ottawa's 6th choice in the 2007 Entry Draft (Justin Taylor), Feb. 26, 2007.

YEAR	GP	G	A	PTS	PIM	+/-	PP	SH	GW
06-07	18	2	6	8	12	-3	0	0	0
NHL TOTAL	50	2	7	9	24	-3	0	0	0

MICHAEL NYLANDER — F — #92

Acquired from Chicago with Chicago's 3rd choice in the 2003 Entry Draft (Steve Werner) and future considerations for Andrei Nikolishin and Chris Simon, Nov. 1, 2002. Traded to Boston for Boston's 4th choice in the 2005 Entry Draft (Patrick McNeill) and Boston's 2nd choice in the 2006 Entry Draft (Francois Bouchard), March 4, 2004. Signed as a free agent, July 2, 2007.

YEAR	GP	G	A	PTS	PIM	+/-	PP	SH	GW
02-03	71	17	39	56	36	3	7	0	2
03-04	3	0	2	2	8	1	0	0	0
07-08	40	11	26	37	24	-19	5	0	1
08-09	72	9	24	33	32	E	4	0	2
TOTAL	186	37	91	128	100	-15	16	0	5
NHL TOTAL	920	209	470	679	468	75	63	0	33

ADAM OATES — F — #77

Acquired from Boston with Bill Ranford and Rick Tocchet for Jim Carey, Anson Carter, Jason Allison and the Capitals' 3rd choice in the 1997 Entry Draft (Lee Goren), March 1, 1997. Traded to Philadelphia for Maxime Ouellet and the Flyers' 1st (later traded to Dallas-Martin Vagner), 2nd (Maxime Daigneault) and 3rd (Derek Krestanovich) choices in the 2002 Entry Draft, March 19, 2002.

YEAR	GP	G	A	PTS	PIM	+/-	PP	SH	GW
96-97	17	4	8	12	4	-2	1	0	1
97-98	82	18	58	76	36	6	3	2	3
98-99	59	12	42	54	22	-1	3	0	0
99-00	82	15	56	71	14	13	5	0	6
00-01	81	13	69	82	28	-9	5	0	4
01-02	66	11	57	68	22	-2	3	0	1
TOTAL	387	73	290	363	126	5	20	2	15
NHL TOTAL	1337	341	1079	1420	415	35	103	12	56

LIAM O'BRIEN — F — #87

Signed Oct. 6, 2014.

YEAR	GP	G	A	PTS	PIM	+/-	PP	SH	GW
14-15	13	1	1	2	23	4	0	0	0
16-17	1	0	0	0	0	0	0	0	0
17-18	3	0	0	0	5	0	0	0	0
NHL TOTAL	17	1	1	2	28	4	0	0	0

STEVEN OLEKSY — D — #61

Signed March 4, 2013. Became a free agent July 1, 2015.

YEAR	GP	G	A	PTS	PIM	+/-	PP	SH	GW
12-13	28	1	8	9	33	9	0	0	0
13-14	33	2	8	10	53	7	0	0	1
14-15	1	0	0	0	0	-1	0	0	0
NHL TOTAL	62	3	16	19	86	15	0	0	1
TOTAL	73	3	17	20	110	17	0	0	1

DMITRY ORLOV — D — #9, 81

Capitals' 2nd choice (55th overall) in 2009 Entry Draft.

YEAR	GP	G	A	PTS	PIM	+/-	PP	SH	GW
11-12	60	3	16	19	18	1	0	0	1
12-13	5	0	1	1	0	5	0	0	0
13-14	54	3	8	11	19	-1	0	0	0
15-16	82	8	21	29	26	8	0	0	3
16-17	82	6	27	33	51	30	1	0	0
17-18	82	10	21	31	22	10	0	0	2
18-19	82	3	26	29	33	3	0	0	0
NHL TOTAL	447	33	120	153	169	56	1	0	6

BROOKS ORPIK — D — #44

Signed as a free agent, July 1, 2014. Traded to Colorado along with Philipp Grubauer for a 2018 second-round pick (Kody Clark). Signed as free agent, July 24, 2018. Retired on June 25, 2019.

YEAR	GP	G	A	PTS	PIM	+/-	PP	SH	GW
14-15	78	0	19	19	66	5	0	0	0
15-16	41	3	7	10	24	11	0	0	1
16-17	79	0	14	14	48	32	0	0	0
17-18	81	0	10	10	68	-9	0	0	0
18-19	53	2	7	9	32	8	0	0	0
TOTAL	332	5	57	62	238	47	0	0	0
NHL TOTAL	1,035	18	176	194	972	79	1	0	1

OSKAR OSALA — F — #48

Capitals' 6th choice (97th overall) in 2006 Entry Draft. Traded to Carolina with Brian Pothier and a second-round choice in the 2011 Entry Draft for Joe Corvo, March 3, 2010.

YEAR	GP	G	A	PTS	PIM	+/-	PP	SH	GW
08-09	2	0	0	0	0	-1	0	0	0
TOTAL	2	0	0	0	0	-1	0	0	0
NHL TOTAL	3	0	0	0	0	-1	0	0	0

T.J. OSHIE — F — #77

Acquired from St. Louis for Troy Brouwer, Pheonix Copley and St. Louis' 3rd pick in the 2016 Entry Draft, July 2, 2015.

YEAR	GP	G	A	PTS	PIM	+/-	PP	SH	GW
15-16	80	26	25	51	34	16	11	0	5
16-17	68	33	23	56	36	28	7	1	4
17-18	74	18	29	47	31	2	9	0	3
18-19	69	25	29	54	36	5	6	1	4
TOTAL	291	102	106	208	137	51	33	1	16
NHL TOTAL	734	212	306	518	376	122	56	9	36

ALEX OVECHKIN — F — #8

Capitals' 1st choice (1st overall) in 2004 Entry Draft.

YEAR	GP	G	A	PTS	PIM	+/-	PP	SH	GW
05-06	81	52	54	106	52	2	21	3	5
06-07	82	46	46	92	52	-19	16	0	8
07-08	82	65	47	112	40	28	22	0	11
08-09	79	56	54	110	72	8	19	1	10
09-10	72	50	59	109	89	45	13	0	7
10-11	79	32	53	85	41	24	7	0	11
11-12	78	38	27	65	26	-8	13	0	3
12-13	48	32	24	56	36	2	16	0	4
13-14	78	51	28	79	48	-35	24	0	10
14-15	81	53	28	81	58	10	25	0	11
15-16	79	50	21	71	53	21	19	0	8
16-17	82	33	36	69	50	6	17	0	7
17-18	82	49	38	87	32	3	17	0	7
18-19	81	51	38	89	40	7	18	0	5
NHL TOTAL	1,084	658	553	1,211	689	94	247	4	107

JOHN PADDOCK — F — #17

Capitals' 3rd choice (37th overall) in 1974 Amateur Draft. Traded to Philadelphia to complete deal for Bob Sirois, Dec. 15, 1975.

YEAR	GP	G	A	PTS	PIM	+/-	PP	SH	GW
75-76	8	1	1	2	12	-5	0	0	0
NHL TOTAL	87	8	14	22	86	-22	0	0	0

BOB PARADISE — D — #4

Acquired from Pittsburgh for Capitals' 2nd-round pick in the 1976 Amateur Draft (Greg Malone), Nov. 26, 1975. Traded to Pittsburgh for rights to Don Awrey, Oct. 1, 1977.

YEAR	GP	G	A	PTS	PIM	+/-	PP	SH	GW
75-76	48	0	8	8	42	-41	0	0	0
76-77	22	0	5	5	20	-3	0	0	0
TOTAL	70	0	13	13	62	-44	0	0	0
NHL TOTAL	368	8	54	62	393	-116	1	0	1

DOUG PATEY — F — #10, 23, 12, 16

Capitals' 5th choice (73rd overall) in the 1976 Amateur Draft. Claimed by Edmonton in 1979 Expansion Draft.

YEAR	GP	G	A	PTS	PIM	+/-	PP	SH	GW
76-77	37	3	1	4	6	-15	0	0	0
77-78	2	0	1	1	0	1	0	0	0
78-79	6	1	0	1	2	-2	0	0	0
TOTAL	45	4	2	6	8	-16	0	0	0
NHL TOTAL	45	4	2	6	8	-16	0	0	0

CRAIG PATRICK — F — #11

Signed as a free agent, Feb. 1, 1977. Retired following 1978-79 season.

YEAR	GP	G	A	PTS	PIM	+/-	PP	SH	GW
76-77	28	7	10	17	2	-10	1	0	0
77-78	44	1	7	8	4	-8	1	0	0
78-79	3	1	1	2	0	-1	0	0	0
TOTAL	75	9	18	27	6	-19	2	0	0
NHL TOTAL	401	72	91	163	61	-131	9	2	3

KENT PAYNTER — F — #36, 37

Signed as a free agent, Aug. 21, 1989. Traded to Winnipeg with Bob Joyce and Tyler Larter for Craig Duncanson, Brent Hughes and Simon Wheeldon, May 21, 1991.

YEAR	GP	G	A	PTS	PIM	+/-	PP	SH	GW
89-90	13	1	2	3	18	-7	0	0	0
90-91	1	0	0	0	15	E	0	0	0
TOTAL	14	1	2	3	33	-7	0	0	0
NHL TOTAL	37	1	3	4	69	-22	0	0	0

All-Time Player Register

PAT PEAKE — F — #14

Capitals' 1st choice (14th overall) in the 1991 Entry Draft. Retired, Sept. 1, 1998.

YEAR	GP	G	A	PTS	PIM	+/-	PP	SH	GW
93-94	49	11	18	29	39	1	3	0	1
94-95	18	0	4	4	12	-6	0	0	0
95-96	62	17	19	36	46	7	8	0	3
96-97	4	0	0	0	4	1	0	0	0
97-98	1	0	0	0	4	0	0	0	0
TOTAL	134	28	41	69	105	3	11	0	4
NHL TOTAL	134	28	41	69	105	3	11	0	4

ROB PEARSON — F — #25

Acquired from Toronto with Toronto's 1st choice (Nolan Baumgartner) in the 1994 Entry Draft for Mike Ridley and Washington's 1st choice (Eric Fichaud) in the 1994 Entry Draft, June 28, 1994.

YEAR	GP	G	A	PTS	PIM	+/-	PP	SH	GW
94-95	32	0	6	6	96	-6	0	0	0
NHL TOTAL	269	56	54	110	645	-31	16	0	8

STEPHEN PEAT — F — #51

Acquired from Anaheim in exchange for Washington's 4th choice in the 2000 Entry Draft (Michel Ouellet), June 1, 2000. Traded to Carolina for Colin Forbes, Dec. 28, 2005.

YEAR	GP	G	A	PTS	PIM	+/-	PP	SH	GW
01-02	38	2	2	4	85	-1	0	0	0
02-03	27	1	0	1	57	-3	0	0	0
03-04	64	5	0	5	90	-10	0	0	0
05-06	1	0	0	0	2	-2	0	0	0
TOTAL	130	8	2	10	234	-16	0	0	0
NHL TOTAL	130	8	2	10	234	-16	0	0	0

ANDRE PELOFFY — F — #26

Signed as free agent July 1, 2017

YEAR	GP	G	A	PTS	PIM	+/-	PP	SH	GW
17-18	2	0	0	0	4	0	0	0	0
NHL TOTAL	9	0	0	0	0	-8	0	0	0

ANTHONY PELUSO — F — #14

Purchased from the NY Rangers, July 29, 1974. Contract expired April 1977.

YEAR	GP	G	A	PTS	PIM	+/-	PP	SH	GW
74-75	9	0	0	0	0	-8	0	0	0
NHL TOTAL	144	4	10	14	213	-3	0	0	0

DUSTIN PENNER — F — #17

Acquired from Anaheim in exchange for Anaheim's fourth round pick in the 2014 Entry Draft, previously acquired by Washington, March 4, 2014. Became a free agent July 1, 2014.

YEAR	GP	G	A	PTS	PIM	+/-	PP	SH	GW
13-14	18	1	2	3	2	3	0	0	0
NHL TOTAL	589	151	159	310	354	6	50	1	21

MATHIEU PERREAULT — F — #85

Capitals' 10th choice (177th overall) in the 2006 Entry Draft. Traded to Anaheim for John Mitchell and a fourth-round draft pick (Brent Moran) in the 2014 NHL Draft, September 29, 2013.

YEAR	GP	G	A	PTS	PIM	+/-	PP	SH	GW
09-10	21	4	5	9	6	4	1	0	0
10-11	35	7	7	14	20	-3	1	0	1
11-12	64	16	14	30	24	9	2	0	4
12-13	39	6	11	17	20	7	2	0	1
TOTAL	159	33	37	70	70	17	6	0	6
NHL TOTAL	578	123	186	309	292	18	34	0	18

JORGEN PETTERSSON — F — #12

Acquired from Hartford for Doug Jarvis, Dec. 8, 1985. Released from contract, Oct. 23, 1986.

YEAR	GP	G	A	PTS	PIM	+/-	PP	SH	GW
85-86	47	8	16	24	10	-4	2	0	3
NHL TOTAL	435	174	192	366	117	-14	42	3	24

MATT PETTINGER — F — #28, 18

Capitals' 2nd choice (43rd overall) in the 2000 Entry Draft. Traded to Vancouver for Matt Cooke, Feb. 26, 2008.

YEAR	GP	G	A	PTS	PIM	+/-	PP	SH	GW
00-01	10	0	0	0	2	-1	0	0	0
01-02	61	7	3	10	44	-8	1	0	1
02-03	1	0	0	0	0	E	0	0	0
03-04	71	7	5	12	37	-9	1	0	1
05-06	71	20	18	38	39	-2	4	5	2
06-07	64	16	16	32	22	-13	4	3	2
07-08	56	2	5	7	25	-11	1	0	1
TOTAL	334	52	47	99	169	-44	11	8	7
NHL TOTAL	422	65	58	123	210	-55	13	8	10

ROBERT PICARD — D — #24

Capitals' 1st choice (3rd overall) in the 1977 Amateur Draft. Traded to Toronto with Tim Coulis and Washington's 2nd choice (Bob McGill) in the 1980 Entry Draft for Mike Palmateer and Toronto's 3rd choice (Torrie Robertson), June 11, 1980.

YEAR	GP	G	A	PTS	PIM	+/-	PP	SH	GW
77-78	75	10	27	37	101	-26	2	0	4
78-79	77	21	44	65	85	3	8	0	2
79-80	78	11	43	54	122	-21	5	0	1
TOTAL	230	42	114	156	308	-44	15	0	7
NHL TOTAL	899	104	319	423	1025	-43	26	5	18

MICHAL PIVONKA — F — #20

Capitals' 3rd choice (59th overall) in the 1984 Entry Draft. Became a free agent, July 1, 1999.

YEAR	GP	G	A	PTS	PIM	+/-	PP	SH	GW
86-87	73	18	25	43	41	-19	4	0	2
87-88	71	11	23	34	28	1	3	0	0
88-89	52	8	19	27	30	9	1	0	1
89-90	77	25	39	64	54	-7	10	3	0
90-91	79	20	50	70	34	3	6	0	4
91-92	80	23	57	80	47	10	7	4	2
92-93	69	21	53	74	66	14	6	1	5
93-94	82	14	36	50	38	2	5	0	4
94-95	46	10	23	33	50	3	4	2	2
95-96	73	16	65	81	36	18	6	2	5
96-97	54	7	16	23	22	-15	2	0	1
97-98	33	3	6	9	20	5	0	0	1
98-99	36	5	6	11	12	-6	2	0	0
TOTAL	825	181	418	599	478	18	56	12	27
NHL TOTAL	825	181	418	599	478	18	56	12	27

HARVIE POCZA — F — #18, 27

Capitals' 3rd choice (67th overall) in the 1979 Entry Draft. Became a free agent, June 1, 1983.

YEAR	GP	G	A	PTS	PIM	+/-	PP	SH	GW
79-80	1	0	0	0	0	E	0	0	0
81-82	2	0	0	0	2	-2	0	0	0
TOTAL	3	0	0	0	2	-2	0	0	0
NHL TOTAL	3	0	0	0	2	-2	0	0	0

ANDREJ PODKONICKY — F — #65

Signed as a free agent, July 14, 2003. Became a free agent, July 1, 2004.

YEAR	GP	G	A	PTS	PIM	+/-	PP	SH	GW
03-04	2	0	0	0	0	-1	0	0	0
NHL TOTAL	8	1	0	1	2	-1	0	0	0

GREG POLIS — F — #18

Acquired on waivers from NY Rangers, Jan. 15, 1979. Contract bought out, Oct. 15, 1980.

YEAR	GP	G	A	PTS	PIM	+/-	PP	SH	GW
78-79	19	12	6	18	6	3	6	0	1
79-80	28	1	5	6	19	-6	0	0	0
TOTAL	47	13	11	24	25	-3	6	0	1
NHL TOTAL	615	174	169	343	391	-77	42	4	14

BRIAN POTHIER — D — #2

Signed as a free agent, July 1, 2006. Traded to Carolina with Oskar Osala and a second-round choice in the 2011 Entry Draft for Joe Corvo, March 3, 2010.

YEAR	GP	G	A	PTS	PIM	+/-	PP	SH	GW
06-07	72	3	25	28	44	-11	2	0	0
07-08	38	5	9	14	20	5	1	0	1
08-09	9	1	2	3	4	E	0	0	1
09-10	41	4	7	11	21	12	1	0	0
TOTAL	160	13	43	56	89	6	4	0	2
NHL TOTAL	362	26	92	118	202	29	9	0	7

TOM POTI — D — #3

Signed as a free agent, July 1, 2007. Became a free agent July 5, 2013.

YEAR	GP	G	A	PTS	PIM	+/-	PP	SH	GW
07-08	71	2	27	29	46	9	0	0	0
08-09	52	3	10	13	28	3	0	0	1
09-10	70	4	20	24	42	26	2	0	0
10-11	21	2	5	7	8	-4	0	0	0
11-12	Did not play								
12-13	16	0	2	2	2	-2	0	0	0
TOTAL	230	11	64	75	126	32	2	0	1
NHL TOTAL	824	69	258	327	586	44	29	1	19

All-Time Player Register

DAVE POULIN — F — #9

Signed as a free agent, Aug. 3, 1993. Retired following 1994-95 season.

YEAR	GP	G	A	PTS	PIM	+/-	PP	SH	GW
93-94	63	6	19	25	52	-1	0	1	0
94-95	29	4	5	9	10	2	0	2	0
TOTAL	92	10	24	34	62	1	0	3	0
NHL TOTAL	724	205	325	530	482	212	12	39	28

JEAN PRONOVOST — F — #22

Acquired from Calgary for future considerations, July 1, 1980. Retired following 1981-82 season.

YEAR	GP	G	A	PTS	PIM	+/-	PP	SH	GW
80-81	80	22	36	58	61	-9	6	1	4
81-82	10	1	2	3	4	-7	0	0	0
TOTAL	90	23	38	61	65	-16	6	1	4
NHL TOTAL	998	391	383	774	413	49	85	17	57

JOHN PURVES — F — #37

Capitals' 6th choice (103rd overall) in the 1986 Entry Draft. Became a free agent, July 1, 1992.

YEAR	GP	G	A	PTS	PIM	+/-	PP	SH	GW
90-91	7	1	0	1	0	-3	0	0	1
NHL TOTAL	7	1	0	1	0	-3	0	0	1

NELSON PYATT — F — #26

Acquired Feb. 28, 1975, from Detroit for the Capitals' 3rd choice (Allen Cameron) in the 1975 Amateur Draft. Became a free agent and was traded to Colorado for the rights to free agent Guy Charron, Sept. 1, 1976.

YEAR	GP	G	A	PTS	PIM	+/-	PP	SH	GW
74-75	16	6	4	10	21	-14	0	0	1
75-76	77	26	23	49	14	-56	5	0	0
TOTAL	93	32	27	59	35	-70	5	0	1
NHL TOTAL	296	71	63	134	69	-136	8	0	5

JOEL QUENNEVILLE — D — #2

Acquired from Hartford for future considerations, Oct. 3, 1990. Released from contract, June 17, 1991.

YEAR	GP	G	A	PTS	PIM	+/-	PP	SH	GW
90-91	9	1	0	1	0	-8	0	0	0
NHL TOTAL	803	54	136	190	705	-89	6	4	6

ERROL RAUSSE — F — #6, 14, 12

Capitals' 2nd choice (24th overall) in the 1979 Entry Draft. Became a free agent, June 1, 1983.

YEAR	GP	G	A	PTS	PIM	+/-	PP	SH	GW
79-80	24	6	2	8	0	4	0	0	0
80-81	5	1	1	2	0	1	0	0	0
81-82	2	0	0	0	0	-2	0	0	0
TOTAL	31	7	3	10	0	3	0	0	0
NHL TOTAL	31	7	3	10	0	3	0	0	0

JOEL RECHLICZ — F — #54

Signed as a free agent, Jan. 30, 2012. Became a free agent, July 1, 2012.

YEAR	GP	G	A	PTS	PIM	+/-	PP	SH	GW
11-12	3	0	0	0	10	0	0	0	0
NHL TOTAL	26	0	1	1	105	-3	0	0	0

JOE REEKIE — D — #29

Acquired from Tampa Bay for Enrico Ciccone, the Capitals' third-round choice in the 1994 Entry Draft and the return of a previously acquired conditional pick, March 21, 1994. Traded to Chicago for future considerations (4th choice in 2002 Entry Draft, Pert Dvorak), Jan. 17, 2002.

YEAR	GP	G	A	PTS	PIM	+/-	PP	SH	GW
93-94	12	0	5	5	29	7	0	0	0
94-95	48	1	6	7	97	10	0	0	0
95-96	78	3	7	10	149	7	0	0	0
96-97	65	1	8	9	107	8	0	0	0
97-98	68	2	8	10	70	15	0	0	1
98-99	73	0	10	10	68	11	0	0	0
99-00	59	0	7	7	50	21	0	0	0
00-01	74	2	9	11	77	14	0	0	1
01-02	38	2	4	6	41	-7	0	0	0
TOTAL	485	11	64	75	688	86	0	0	2
NHL TOTAL	902	25	139	164	1326	150	1	0	5

PAT RIBBLE — D — #2

Acquired from Toronto for Mike Kaszycki, Feb. 14, 1980. Traded to Calgary with future considerations for Bobby Gould and Randy Holt, Nov. 25, 1981.

YEAR	GP	G	A	PTS	PIM	+/-	PP	SH	GW
79-80	19	1	5	6	30	2	0	0	0
80-81	67	3	15	18	103	-13	3	0	1
81-82	12	1	2	3	14	-4	0	0	0
TOTAL	98	5	22	27	147	-15	3	0	1
NHL TOTAL	349	19	60	79	365	-14	4	0	2

MIKE RIBEIRO — F — #9

Acquired from Dallas for Cody Eakin and Washington's second-round choice in the 2012 NHL Entry Draft, June 22, 2012. Became a free agent July 5, 2013.

YEAR	GP	G	A	PTS	PIM	+/-	PP	SH	GW
12-13	48	13	36	49	53	-4	6	0	1
NHL TOTAL	1,074	228	565	793	577	5	73	2	32

MIKE RICHARD — F — #14, 34

Signed as a free agent, Oct. 9, 1987. Signed to play in Switzerland following the 1989-90 season.

YEAR	GP	G	A	PTS	PIM	+/-	PP	SH	GW
87-88	4	0	0	0	0	-1	0	0	0
89-90	3	0	2	2	2	E	0	0	0
TOTAL	7	0	2	2	2	-1	0	0	0
NHL TOTAL	7	0	2	2	0	-1	0	0	0

MIKE RICHARDS — F — #10

Signed as a free agent, Jan. 6, 2016. Became a free agent, July 1, 2016.

YEAR	GP	G	A	PTS	PIM	+/-	PP	SH	GW
15-16	39	2	3	5	8	-2	0	0	1
NHL TOTAL	749	181	306	487	585	16	50	28	30

MIKE RIDLEY — F — #17

Acquired from NY Rangers with Bob Crawford and Kelly Miller for Bob Carpenter and Capitals' 2nd choice (Jason Prosofsky) in the 1989 Entry Draft, Jan. 1, 1987. Traded to Toronto with Capitals' 1st choice (Eric Fichaud) in the 1994 Entry Draft (acquired from St. Louis as compensation for Scott Stevens) for Rob Pearson and Toronto's 1st choice (Nolan Baumgartner) in the 1994 Entry Draft, June 28, 1994.

YEAR	GP	G	A	PTS	PIM	+/-	PP	SH	GW
86-87	40	15	19	34	20	-1	6	0	3
87-88	70	28	31	59	22	1	12	0	3
88-89	80	41	48	89	49	17	16	0	9
89-90	74	30	43	73	27	E	8	3	3
90-91	79	23	48	71	26	9	6	5	4
91-92	80	29	40	69	38	3	5	5	3
92-93	84	26	56	82	44	5	6	2	3
93-94	81	26	44	70	24	15	10	2	4
TOTAL	588	218	329	547	250	49	69	17	32
NHL TOTAL	866	292	466	758	424	37	87	19	46

BILL RILEY — F — #18, 8, 12

Put on negotiation list, Dec. 20, 1974. Signed to NHL contract from Dayton (IHL), Jan. 18, 1977. Claimed by Winnipeg in 1979 Expansion Draft, June 13, 1979.

YEAR	GP	G	A	PTS	PIM	+/-	PP	SH	GW
74-75	1	0	0	0	0	-1	0	0	0
76-77	43	13	14	27	124	4	5	0	2
77-78	57	13	12	25	125	-15	5	0	0
78-79	24	2	2	4	64	-6	0	0	0
TOTAL	125	28	28	56	313	-18	10	0	2
NHL TOTAL	139	31	30	61	320	-18	12	0	3

GARY RISSLING — F — #23, 12, 20

Signed as a free agent from Port Huron (IHL), Dec. 4, 1978. Traded to Pittsburgh on Jan. 2, 1981, for the Penguins' 5th choice (Peter Sidorkiewicz) in the 1981 Entry Draft.

YEAR	GP	G	A	PTS	PIM	+/-	PP	SH	GW
78-79	26	3	3	6	127	-5	1	0	1
79-80	11	0	1	1	49	-6	0	0	0
TOTAL	37	3	4	7	176	-11	1	0	1
NHL TOTAL	221	23	30	53	1008	-49	2	0	2

TORRIE ROBERTSON — F — #25, 32, 33

Capitals' 3rd choice (55th overall) in the 1980 Entry Draft. Traded to Hartford for Greg Adams, Oct. 3, 1983.

YEAR	GP	G	A	PTS	PIM	+/-	PP	SH	GW
80-81	3	0	0	0	0	-2	0	0	0
81-82	54	8	13	21	204	-1	3	0	0
82-83	5	2	0	2	4	-2	0	0	0
TOTAL	62	10	13	23	208	-5	3	0	0
NHL TOTAL	442	49	99	148	1751	-50	7	0	8

LOUIS ROBITAILLE — F — #41

Signed as a free agent, Aug. 24, 2004. Became a free agent, July 1, 2007.

YEAR	GP	G	A	PTS	PIM	+/-	PP	SH	GW
05-06	2	0	0	0	5	-1	0	0	0
NHL TOTAL	2	0	0	0	5	-1	0	0	0

TODD ROHLOFF — D — #38

Signed as a free agent, July 21, 2000. Became a free agent, July 1, 2003. Claimed off waivers from Columbus, Jan. 9, 2004. Became a free agent, July 1, 2004.

YEAR	GP	G	A	PTS	PIM	+/-	PP	SH	GW
01-02	16	0	1	1	14	-2	0	0	0
03-04	35	0	3	3	18	-5	0	0	0
TOTAL	51	0	4	4	32	-7	0	0	0
NHL TOTAL	75	0	6	6	40	-19	0	0	0

All-Time Player Register

BOB ROUSE — D — #8

Acquired from Minnesota with Dino Ciccarelli for Mike Gartner and Larry Murphy, March 7, 1989. Traded to Toronto with Peter Zezel for Al Iafrate, Jan. 16, 1991.

YEAR	GP	G	A	PTS	PIM	+/-	PP	SH	GW
88-89	13	0	2	2	36	2	0	0	0
89-90	70	4	16	20	123	-2	0	0	2
90-91	47	5	15	20	65	-7	1	0	0
TOTAL	130	9	33	42	224	-7	1	0	2
NHL TOTAL	1061	37	181	218	1559	-36	4	4	6

TOM ROWE — F — #24, 17

Capitals' 3rd choice (37th overall) in the 1976 Amateur Draft. Traded Jan. 17, 1980, to Hartford for Alan Hangsleben. Signed as a free agent, Jan. 31, 1982. Became a free agent and signed with Detroit, Aug. 9, 1982.

YEAR	GP	G	A	PTS	PIM	+/-	PP	SH	GW
76-77	12	1	2	3	2	-6	0	0	0
77-78	63	13	8	21	82	-18	1	0	0
78-79	69	31	30	61	137	-6	4	0	4
79-80	41	10	17	27	76	-9	4	0	2
81-82	6	1	1	2	18	E	0	0	0
TOTAL	191	56	58	114	315	-39	9	0	6
NHL TOTAL	357	85	100	185	615	-80	12	1	9

KEN SABOURIN — D — #8, 2

Acquired from Calgary for Paul Fenton, Jan. 24, 1991. Traded to Calgary for future considerations, Dec. 16, 1992.

YEAR	GP	G	A	PTS	PIM	+/-	PP	SH	GW
90-91	28	1	4	5	81	6	0	0	0
91-92	19	0	0	0	48	-5	0	0	0
TOTAL	47	1	4	5	129	1	0	0	0
NHL TOTAL	74	2	8	10	201	14	0	0	0

JOE SACCO — F — #14

Signed as a free agent, July 27, 1999. Became a free agent, July 2002.

YEAR	GP	G	A	PTS	PIM	+/-	PP	SH	GW
99-00	79	7	16	23	50	7	0	0	1
00-01	69	7	7	14	48	4	0	0	0
01-02	65	0	7	7	51	-13	0	0	0
TOTAL	213	14	30	44	149	-2	0	0	1
NHL TOTAL	738	94	119	213	421	-44	7	7	13

GARY SAMPSON — F — #20, 12, 28

Signed as a free agent from US Olympic Team, Feb. 21, 1984. Became a free agent, June 1987.

YEAR	GP	G	A	PTS	PIM	+/-	PP	SH	GW
83-84	15	1	1	2	6	1	0	0	0
84-85	46	10	15	25	13	20	0	1	0
85-86	19	1	4	5	2	-3	0	0	1
86-87	25	1	2	3	4	-9	0	0	0
TOTAL	105	13	22	35	25	9	0	1	1
NHL TOTAL	105	13	22	35	25	9	0	1	1

ZACH SANFORD — F — #82

Capitals' 3rd choice (61st overall) in 2013 Entry Draft. Traded to St. Louis with Brad Malone, a 2017 first round pick and a conditional pick for Kevin Shattenkirk and Pheonix Copley

YEAR	GP	G	A	PTS	PIM	+/-	PP	SH	GW
16-17	26	2	1	3	6	0	0	0	1
NHL TOTAL	99	12	16	28	31	10	0	0	4

REGGIE SAVAGE — F — #38, 15

Capitals' 1st choice (15th overall) in the 1988 Entry Draft. Traded to Quebec with Paul MacDermid for Mike Hough, June 20, 1993.

YEAR	GP	G	A	PTS	PIM	+/-	PP	SH	GW
90-91	1	0	0	0	0	-1	0	0	0
92-93	16	2	3	5	12	-4	2	0	0
TOTAL	17	2	3	5	12	-5	2	0	0
NHL TOTAL	34	5	7	12	28	-2	3	0	0

PETER SCAMURRA — D — #6, 29, 3

Capitals' 2nd choice (19th overall) in the 1975 Amateur Draft. Contract bought out, Sept. 15, 1980.

YEAR	GP	G	A	PTS	PIM	+/-	PP	SH	GW
75-76	58	2	13	15	33	-38	1	0	0
76-77	21	0	2	2	8	-6	0	0	0
78-79	30	3	5	8	12	-13	0	1	0
79-80	23	3	5	8	6	-1	1	0	0
TOTAL	132	8	25	33	59	-58	2	1	0
NHL TOTAL	132	8	25	33	59	-58	2	1	0

CAMERON SCHILLING — D — #45

Signed as a free agent, March 27, 2012. Became a free agent, July 1, 2015.

YEAR	GP	G	A	PTS	PIM	+/-	PP	SH	GW
12-13	1	0	0	0	0	-1	0	0	0
13-14	1	0	0	0	0	-2	0	0	0
14-15	4	0	0	0	4	1	0	0	0
NHL TOTAL	6	0	0	0	0	-2	0	0	0

BRAD SCHLEGEL — D — #28

Capitals' 8th choice (144th overall) in the 1988 Entry Draft. Traded to Calgary for Flames' 7th choice (Andrew Brunette) in the 1993 Entry Draft, June 26, 1993.

YEAR	GP	G	A	PTS	PIM	+/-	PP	SH	GW
91-92	15	0	1	1	0	-4	0	0	0
92-93	7	0	1	1	6	1	0	0	0
TOTAL	22	0	2	2	6	-3	0	0	0
NHL TOTAL	48	1	8	9	10	-7	0	0	0

NATE SCHMIDT — D — #88

Signed as a free agent, April 2, 2013. Selected by Vegas in 2017 Expansion Draft.

YEAR	GP	G	A	PTS	PIM	+/-	PP	SH	GW
13-14	29	2	4	6	6	4	0	0	0
14-15	39	1	3	4	10	-2	0	0	0
15-16	72	2	14	16	16	12	0	0	1
16-17	60	3	14	17	16	22	0	0	0
TOTAL	200	8	35	43	48	36	0	0	1
NHL TOTAL	276	13	66	79	64	55	1	0	2

DWIGHT SCHOFIELD — D — #2

Claimed from St. Louis in 1985 Waiver Draft, Oct. 7, 1985. Traded to Pittsburgh for cash, Oct. 8, 1986.

YEAR	GP	G	A	PTS	PIM	+/-	PP	SH	GW
85-86	50	1	2	3	127	5	0	0	0
NHL TOTAL	211	8	22	30	631	E	0	0	1

JEFF SCHULTZ — D — #55

Washington's 2nd choice (27th overall) in the 2004 Entry Draft. Became a free agent July 5, 2013.

YEAR	GP	G	A	PTS	PIM	+/-	PP	SH	GW
06-07	38	0	3	3	16	5	0	0	0
07-08	72	5	13	18	28	12	0	0	0
08-09	64	1	11	12	21	13	0	1	0
09-10	73	3	20	23	32	50	0	0	0
10-11	72	1	9	10	12	6	0	0	1
11-12	54	1	5	6	12	-2	0	0	0
12-13	26	0	3	3	12	-6	0	0	0
TOTAL	399	11	64	75	133	78	0	1	1
NHL TOTAL	409	11	65	76	137	78	0	1	1

STEVE SEFTEL — F — #40

Capitals' 2nd choice (40th overall) in the 1986 Entry Draft. Became a free agent, July 1, 1992.

YEAR	GP	G	A	PTS	PIM	+/-	PP	SH	GW
90-91	4	0	0	0	2	-2	0	0	0
NHL TOTAL	4	0	0	0	2	-2	0	0	0

ROD SEILING — D — #17

Claimed off waivers from NY Rangers, Oct. 29, 1974. Traded to Toronto for Tim Eccelstone and Willy Brossart, Nov. 2, 1974.

YEAR	GP	G	A	PTS	PIM	+/-	PP	SH	GW
74-75	1	0	0	0	0	E	0	0	0
NHL TOTAL	979	62	269	331	601	187	5	3	11

STEVE SELF — F — #19

Signed to a three-game amateur tryout and released, Oct. 10, 1976.

YEAR	GP	G	A	PTS	PIM	+/-	PP	SH	GW
76-77	3	0	0	0	0	-3	0	0	0
NHL TOTAL	3	0	0	0	0	-3	0	0	0

ALEXANDER SEMIN — F — #28

Capitals' 2nd choice (13th overall) in the 2002 Entry Draft. Became a free agent, July 1, 2012.

YEAR	GP	G	A	PTS	PIM	+/-	PP	SH	GW
03-04	52	10	12	22	36	-2	4	0	2
06-07	77	38	35	73	90	-7	17	0	6
07-08	63	26	16	42	54	-18	10	0	2
08-09	62	34	45	79	77	25	8	0	8
09-10	73	40	44	84	66	36	8	2	5
10-11	65	28	26	54	71	22	6	1	4
11-12	77	21	33	54	56	9	2	0	1
TOTAL	469	197	211	408	450	65	55	3	28
NHL TOTAL	650	239	278	517	582	71	65	4	32

All-Time Player Register

DAVE SHAND — D — #26

Acquired from Toronto for Lee Norwood, Oct. 6, 1983. Released, June 1985.

YEAR	GP	G	A	PTS	PIM	+/-	PP	SH	GW
83-84	72	4	15	19	124	23	0	0	0
84-85	13	1	1	2	34	1	0	0	0
TOTAL	85	5	16	21	158	24	0	0	0
NHL TOTAL	421	19	84	103	544	80	0	1	2

KEVIN SHATTENKIRK — D — #22

Acquired from St. Louis for Zach Sanford, Brad Malone, a 2017 first round pick and a conditional pick, Feb. 28, 2017. Signed as free agent with NY Rangers July 1, 2017.

YEAR	GP	G	A	PTS	PIM	+/-	PP	SH	GW
16-17	19	2	12	14	10	4	1	0	2
NHL TOTAL	609	75	274	349	368	-12	38	0	14

BRAD SHAW — D — #4

Claimed on waivers from Ottawa, March 10, 1999. Traded to St. Louis with the Capitals' 8th choice in the 1999 Entry Draft (Colin Hemingway) for St. Louis' 6th choice in 1999 (Kyle Clark), March 18, 1999.

YEAR	GP	G	A	PTS	PIM	+/-	PP	SH	GW
98-99	4	0	0	0	4	E	0	0	0
NHL TOTAL	377	22	137	159	208	-93	11	0	1

NEIL SHEEHY — D — #15

Acquired from Hartford with Mike Millar for Grant Jennings and Ed Kastelic, July 6, 1988. Became a free agent, July 1991.

YEAR	GP	G	A	PTS	PIM	+/-	PP	SH	GW
88-89	72	3	4	7	179	-1	0	0	0
89-90	59	1	5	6	291	8	0	0	0
90-91	INJURED – DNP (REGULAR SEASON)								
TOTAL	131	4	9	13	470	7	0	0	0
NHL TOTAL	379	18	47	65	1311	28	1	0	0

JONAS SIEGENTHALER — D — #34

Capitals' 2nd choice (57th overall) in 2015 NHL Entry Draft

YEAR	GP	G	A	PTS	PIM	+/-	PP	SH	GW
18-19	26	0	4	4	10	6	0	0	0
TOTAL	26	0	4	4	10	6	0	0	0

ZACH SILL — F — #12, 15

Signed as a free agent, July 16, 2015.

YEAR	GP	G	A	PTS	PIM	+/-	PP	SH	GW
15-16	10	1	0	1	2	0	0	0	0
NHL TOTAL	93	2	3	5	98	-9	0	0	0

MIKE SILTALA — F — #12, 15

Capitals' 4th choice (89th overall) in the 1981 Entry Draft. Became a free agent, June 1986.

YEAR	GP	G	A	PTS	PIM	+/-	PP	SH	GW
81-82	3	1	0	1	2	-1	0	0	0
NHL TOTAL	7	1	0	1	8	E	0	0	0

CHRIS SIMON — F — #17

Acquired from Colorado with Curtis Leschyshyn for Keith Jones and Washington's 1st (Scott Parker) and 4th (later traded back to Washington-Krys Barch) choices in 1998 Entry Draft, Nov. 2, 1996. Traded to Chicago with Andrei Nikolishin for Michael Nylander, Chicago's 3rd choice in the 2003 Entry Draft (Steve Werner) and future considerations, Nov. 1, 2002.

YEAR	GP	G	A	PTS	PIM	+/-	PP	SH	GW
96-97	42	9	13	22	165	-1	3	0	1
97-98	28	7	10	17	38	-1	4	0	1
98-99	23	3	7	10	48	-4	0	0	0
99-00	75	29	20	49	146	11	7	0	5
00-01	60	10	10	20	109	-12	4	0	2
01-02	82	14	17	31	137	-8	1	0	1
02-03	10	0	2	2	23	-3	0	0	0
TOTAL	320	72	79	151	666	-18	19	0	10
NHL TOTAL	782	144	161	305	1824	28	33	0	18

BOB SIROIS — F — #25

Acquired from Philadelphia for future considerations (John Paddock), Dec. 16, 1975. Released from contract, Nov. 21, 1981.

YEAR	GP	G	A	PTS	PIM	+/-	PP	SH	GW
75-76	43	10	19	29	6	-33	4	0	0
76-77	45	13	22	35	2	1	1	0	1
77-78	72	24	37	61	6	-11	5	0	1
78-79	73	29	25	54	6	-6	9	0	3
79-80	49	15	17	32	18	-5	4	1	2
TOTAL	282	91	120	211	38	-54	23	1	7
NHL TOTAL	286	92	120	212	42	-53	23	1	7

JOHN SLANEY — D — #28

Capitals' 1st choice (9th overall) in the 1990 Entry Draft. Traded to Colorado for Colorado's 3rd choice in the 1996 Entry Draft (Shawn McNeil), July 12, 1995.

YEAR	GP	G	A	PTS	PIM	+/-	PP	SH	GW
93-94	47	7	9	16	27	3	3	0	1
94-95	16	0	3	3	6	-3	0	0	0
TOTAL	63	7	12	19	33	E	3	0	1
NHL TOTAL	268	22	69	91	99	-26	9	1	4

TYLER SLOAN — D — #89

Signed as free agent, July 2, 2008. Became a free agent, July 1, 2011.

YEAR	GP	G	A	PTS	PIM	+/-	PP	SH	GW
08-09	26	1	4	5	14	4	0	0	0
09-10	40	2	4	6	22	-1	0	0	0
10-11	33	1	5	6	14	-6	0	0	0
NHL TOTAL	99	4	13	17	50	-3	0	0	0

DENNIS SMITH — D — #38

Signed as free agent, July 1989. Became a free agent and signed with Los Angeles, July 1990.

YEAR	GP	G	A	PTS	PIM	+/-	PP	SH	GW
89-90	4	0	0	0	0	E	0	0	0
NHL TOTAL	8	0	0	0	4	3	0	0	0

GORD SMITH — D — #6, 8

Acquired in 1974 Expansion Draft (7th pick) from Los Angeles. Claimed by Winnipeg in 1979 Expansion Draft, June 13, 1979.

YEAR	GP	G	A	PTS	PIM	+/-	PP	SH	GW
74-75	63	3	8	11	56	-56	2	0	0
75-76	25	1	2	3	28	-22	1	0	0
76-77	79	1	12	13	92	-27	1	0	0
77-78	80	4	7	11	78	-20	0	0	1
78-79	39	0	1	1	22	-7	0	0	0
TOTAL	286	9	30	39	276	-132	4	0	1
NHL TOTAL	299	9	30	39	284	-137	4	0	1

GREG SMITH — D — #19

Acquired from Detroit with John Barrett for Darren Veitch, March 10, 1986. Retired following 1987-88 season.

YEAR	GP	G	A	PTS	PIM	+/-	PP	SH	GW
85-86	14	0	3	3	10	3	0	0	0
86-87	45	0	9	9	31	-6	0	0	0
87-88	54	1	6	7	67	5	0	0	0
TOTAL	113	1	18	19	108	2	0	0	0
NHL TOTAL	829	56	232	288	1110	-120	11	1	7

RICK SMITH — D — #19

Claimed from Detroit on waivers, Nov. 7, 1980. Retired following 1980-81 season.

YEAR	GP	G	A	PTS	PIM	+/-	PP	SH	GW
80-81	40	5	4	9	36	7	2	0	2
NHL TOTAL	687	52	167	219	560	185	5	0	7

DEVANTE SMITH-PELLY — F — #25

Signed as free agent, July 3, 2017. Became a free agent July 1, 2019.

YEAR	GP	G	A	PTS	PIM	+/-	PP	SH	GW
17-18	75	7	9	16	38	-6	0	0	1
18-19	54	4	4	8	15	-6	0	0	0
TOTAL	129	11	13	24	53	-12	0	0	1
NHL TOTAL	395	44	57	101	137	-41	1	2	8

RYAN STANTON — D — #20

Signed as a free agent, July 24, 2015. Became a free agent, July 1, 2016.

YEAR	GP	G	A	PTS	PIM	+/-	PP	SH	GW
15-16	1	0	0	0	2	-1	0	0	0
NHL TOTAL	120	4	23	27	71	14	0	0	0

BRIAN STAPLETON — F — #24

Signed to a three-game amateur tryout and released, October 1975.

YEAR	GP	G	A	PTS	PIM	+/-	PP	SH	GW
75-76	1	0	0	0	0	-2	0	0	0
NHL TOTAL	1	0	0	0	0	-2	0	0	0

DAVID STECKEL — F — #70, 25, 39

Signed as a free agent, Aug. 25, 2005. Traded to New Jersey for Jason Arnott and a 2012 2nd-round pick, Feb. 28, 2011.

YEAR	GP	G	A	PTS	PIM	+/-	PP	SH	GW
05-06	7	0	0	0	0	1	0	0	0
06-07	5	0	0	0	2	-2	0	0	0
07-08	67	5	7	12	34	1	0	0	1
08-09	76	8	11	19	34	2	0	2	1
09-10	79	5	11	16	19	4	1	0	1
10-11	57	5	6	11	24	-3	0	1	1
TOTAL	291	23	35	58	113	3	1	3	4
NHL TOTAL	425	33	46	79	129	-14	2	5	4

All-Time Player Register

CHANDLER STEPHENSON — F — #18

Capitals' 3rd choice (77th overall) in 2012 Entry Draft.

YEAR	GP	G	A	PTS	PIM	+/-	PP	SH	GW
15-16	9	0	0	0	2	-3	0	0	0
16-17	4	0	0	0	0	0	0	0	0
17-18	67	6	12	18	8	13	0	0	0
18-19	64	5	6	11	0	-13	0	1	0
NHL TOTAL	144	11	18	29	10	-3	0	1	0

SCOTT STEVENS — D — #3

Capitals' 1st choice (5th overall) in the 1982 Entry Draft. Signed as a free agent by St. Louis, July 16, 1990. The Capitals gained five first-round draft picks as compensation from St. Louis: 1991-Trevor Halverson; 1992-Sergei Gonchar; 1993-Brendan Witt; 1994-traded to Toronto (Eric Fichaud); 1995-Miika Elomo.

YEAR	GP	G	A	PTS	PIM	+/-	PP	SH	GW
82-83	77	9	16	25	195	14	0	0	0
83-84	78	13	32	45	201	26	7	0	2
84-85	80	21	44	65	221	19	16	0	5
85-86	73	15	38	53	165	E	3	0	2
86-87	77	10	51	61	283	13	2	0	0
87-88	80	12	60	72	184	14	5	1	2
88-89	80	7	61	68	225	1	6	0	3
89-90	56	11	29	40	154	1	7	0	0
TOTAL	601	98	331	429	1628	88	46	1	14
NHL TOTAL	1635	196	712	908	2785	393	75	5	34

BLAIR STEWART — F — #23, 14

Acquired from Detroit for Mike Bloom, March 9, 1975. Claimed by Quebec in the 1979 Expansion Draft, June 13, 1979.

YEAR	GP	G	A	PTS	PIM	+/-	PP	SH	GW
74-75	2	1	0	1	2	-2	0	0	0
75-76	74	13	14	27	113	-53	0	0	0
76-77	34	5	2	7	85	-6	0	0	0
77-78	8	0	1	1	9	-3	0	0	0
78-79	45	7	12	19	48	1	0	0	0
TOTAL	183	26	29	55	257	-63	0	0	0
NHL TOTAL	229	34	44	78	326	-72	0	1	2

RYAN STOA — F — #29

Signed as a free agent, July 6, 2012. Became a free agent, July 1, 2014.

YEAR	GP	G	A	PTS	PIM	+/-	PP	SH	GW
13-14	3	0	0	0	0	-1	0	0	0
NHL TOTAL:	40	4	3	7	20	-8	0	0	1

ROLAND STOLTZ — F — #18

Signed as a free agent, June 5, 1981. Released Nov. 16, 1981.

YEAR	GP	G	A	PTS	PIM	+/-	PP	SH	GW
81-82	14	2	2	4	14	-3	0	0	0
NHL TOTAL	14	2	2	4	14	-3	0	0	0

TYSON STRACHAN — D — #23

Signed as a free agent, July 8, 2013. Became a free agent, July 1, 2014.

YEAR	GP	G	A	PTS	PIM	+/-	PP	SH	GW
13-14	18	0	2	2	28	-2	0	0	0
NHL TOTAL	186	1	19	20	199	-42	0	0	0

GARRET STROSHEIN — F — #56

Signed as a free agent, July 14, 2003. Became a free agent, July 1, 2004.

YEAR	GP	G	A	PTS	PIM	+/-	PP	SH	GW
03-04	3	0	0	0	14	-1	0	0	0
NHL TOTAL	3	0	0	0	14	-1	0	0	0

MARCO STURM — F — #18

Claimed off waivers from Los Angeles, Feb. 26, 2011. Became a free agent, July 1, 2011.

YEAR	GP	G	A	PTS	PIM	+/-	PP	SH	GW
10-11	18	1	6	7	6	E	0	0	1
NHL TOTAL	938	242	245	487	446	59	66	18	43

PETER SUNDSTROM — F — #12

Acquired from NY Rangers in exchange for Washington's 5th pick (Martin Bergeron) in the 1988 Entry Draft, Aug. 27, 1987. Traded to New Jersey for the Devils' 10th choice in the 1991 Entry Draft (Rob Leask), June 19, 1989.

YEAR	GP	G	A	PTS	PIM	+/-	PP	SH	GW
87-88	76	8	17	25	34	-2	0	1	1
88-89	35	4	2	6	12	-5	0	0	0
TOTAL	111	12	19	31	46	-7	0	1	1
NHL TOTAL	338	61	83	144	120	-22	0	5	8

BRIAN SUTHERBY — F — #46, 16

Capitals' 1st choice (26th overall) in the 2000 Entry Draft. Traded to Anaheim for Anaheim's 2nd choice (later traded to Montreal) in the 2009 Entry Draft, Nov. 19, 2007.

YEAR	GP	G	A	PTS	PIM	+/-	PP	SH	GW
01-02	7	0	0	0	2	-3	0	0	0
02-03	72	2	9	11	93	7	0	0	0
03-04	30	2	0	2	28	-5	0	0	0
05-06	76	14	16	30	73	-17	0	2	0
06-07	69	7	10	17	78	-9	1	0	0
07-08	5	1	0	1	7	-2	0	0	0
TOTAL	183	26	35	61	281	-29	1	2	0
NHL TOTAL	460	41	49	90	533	-32	1	3	0

JAROSLAV SVEJKOVSKY — F — #34

Capitals' 2nd choice (17th overall) in the 1996 Entry Draft. Traded to Tampa Bay for Tampa Bay's 7th choice in the 2000 Entry Draft (later traded to Los Angeles-Evgeny Federov) and Tampa Bay's 3rd choice in 2001 Entry Draft (later traded to Toronto-Brendan Bell), Jan. 17, 2000.

YEAR	GP	G	A	PTS	PIM	+/-	PP	SH	GW
96-97	19	7	3	10	4	-1	2	0	1
97-98	17	4	1	5	10	-5	2	0	1
98-99	25	6	8	14	12	-2	4	0	2
99-00	23	1	2	3	2	-7	1	0	0
TOTAL	84	18	14	32	28	-15	9	0	4
NHL TOTAL	113	23	19	42	56	-22	9	0	4

LEIF SVENSSON — D — #4

Signed as a free agent, June 10, 1978. Contract bought out, Oct. 9, 1980.

YEAR	GP	G	A	PTS	PIM	+/-	PP	SH	GW
78-79	74	2	29	31	28	-3	0	0	0
79-80	47	4	11	15	21	-10	0	0	0
NHL TOTAL	121	6	40	46	49	-13	0	0	0

PETR SYKORA — F — #20

Acquired from Nashville for the Capitals' 3rd choice in the 2003 Entry Draft (Paul Brown), June 22, 2002. Assigned to Pardubice (Czech Republic), Nov. 7, 2005.

YEAR	GP	G	A	PTS	PIM	+/-	PP	SH	GW
05-06	10	2	2	4	6	E	0	0	0
NHL TOTAL	12	2	2	4	6	-1	0	0	0

MIKHAIL TATARINOV — D — #3

Capitals' 10th choice (225th overall) in the 1984 Entry Draft. Traded to Quebec for Toronto's 2nd choice in the 1991 Entry Draft (Eric Lavigne), June 22, 1991.

YEAR	GP	G	A	PTS	PIM	+/-	PP	SH	GW
90-91	65	8	15	23	82	-4	3	1	1
NHL TOTAL	161	21	48	69	184	10	9	1	2

MARK TAYLOR — F — #28, 21

Acquired from Pittsburgh for Jim McGeough, March 12, 1985. Became a free agent, June 1987.

YEAR	GP	G	A	PTS	PIM	+/-	PP	SH	GW
84-85	9	1	1	2	2	-1	0	0	0
85-86	30	2	1	3	4	-4	0	0	0
TOTAL	39	3	2	5	6	-5	0	0	0
NHL TOTAL	209	42	68	110	73	-8	9	3	5

JOEY TENUTE — F — #13

Signed as a free agent, Nov. 21, 2005. Became a free agent, July 1, 2007.

YEAR	GP	G	A	PTS	PIM	+/-	PP	SH	GW
05-06	1	0	0	0	0	E	0	0	0
NHL TOTAL	1	0	0	0	0	E	0	0	0

ALEXEI TEZIKOV — D — #4

Acquired from Buffalo for Joe Juneau and the Capitals' 3rd choice in the 1999 Entry Draft (Tim Preston), March 23, 1999. Traded to Anaheim with the Capitals' 4th choice in the 2001 Entry Draft (Brandon Rogers) for Jason Marshall, March 13, 2001.

YEAR	GP	G	A	PTS	PIM	+/-	PP	SH	GW
98-99	5	0	0	0	0	-1	0	0	0
99-00	23	1	1	2	2	-2	1	0	1
TOTAL	28	1	1	2	2	-3	1	0	1
NHL TOTAL	30	1	1	2	2	-1	1	0	1

All-Time Player Register

GREG THEBERGE — D — #2, 8, 20

Capitals' 5th choice (109th overall) in the 1979 Entry Draft. Released from contract, June 1, 1984.

YEAR	GP	G	A	PTS	PIM	+/-	PP	SH	GW
79-80	12	0	1	1	0	-3	0	0	0
80-81	1	1	0	1	0	-2	0	0	0
81-82	57	5	32	37	49	-8	2	0	0
82-83	70	8	28	36	20	-3	7	0	1
83-84	13	1	2	3	4	-4	1	0	0
TOTAL	153	15	63	78	73	-20	10	0	1
NHL TOTAL	153	15	63	78	73	-20	10	0	1

JIM THOMSON — F — #37, 29

Capitals' 8th choice (185th overall) in the 1984 Entry Draft. Traded to Hartford for Scot Kleinendorst, March 6, 1989.

YEAR	GP	G	A	PTS	PIM	+/-	PP	SH	GW
86-87	10	0	0	0	35	-2	0	0	0
88-89	14	2	0	2	53	-3	0	0	0
TOTAL	24	2	0	2	88	-5	0	0	0
NHL TOTAL	115	4	3	7	416	-24	0	0	1

ESA TIKKANEN — F — #11

Acquired from Florida in exchange for Dwayne Hay and future considerations, March 9, 1998. Became a free agent, July 1, 1998.

YEAR	GP	G	A	PTS	PIM	+/-	PP	SH	GW
97-98	20	2	10	12	2	-4	1	0	2
NHL TOTAL	877	244	386	630	1077	81	59	29	41

MARK TINORDI — D — #24

Acquired from Dallas with Rick Mrozik in exchange for Kevin Hatcher, Jan. 18, 1995. Selected by the Atlanta Thrashers in the 1999 Expansion Draft.

YEAR	GP	G	A	PTS	PIM	+/-	PP	SH	GW
94-95	42	3	9	12	71	-5	2	0	1
95-96	71	3	10	13	113	26	2	0	0
96-97	56	2	6	8	118	3	0	0	0
97-98	47	8	9	17	39	9	0	1	0
98-99	48	0	6	6	108	-6	0	0	0
TOTAL	264	16	40	56	449	33	4	1	1
NHL TOTAL	663	52	148	200	1514	6	18	1	5

DAVE TIPPETT — F — #14

Acquired from Hartford for future considerations and Capitals' 6th choice in 1992 Entry Draft (Jarrett Reid). Became a free agent, June 1, 1992.

YEAR	GP	G	A	PTS	PIM	+/-	PP	SH	GW
90-91	61	6	9	15	24	-13	0	0	2
91-92	30	2	10	12	16	2	0	0	0
TOTAL	91	8	19	27	40	-11	0	0	2
NHL TOTAL	721	93	169	262	317	-52	2	14	13

RICK TOCCHET — F — #92

Acquired from Boston with Adam Oates and Bill Ranford for Jim Carey, Anson Carter, Jason Allison and a Washington's 3rd choice in the 1997 Entry Draft (Lee Goren), March 1, 1997. Became a free agent, July 1, 1997.

YEAR	GP	G	A	PTS	PIM	+/-	PP	SH	GW
96-97	13	5	5	10	31	E	1	0	1
NHL TOTAL	1144	440	512	952	2972	82	130	13	50

JEFF TOMS — F — #21

Claimed off waivers from Tampa Bay, Nov. 19,1997. Became a free agent, July 1, 2000.

YEAR	GP	G	A	PTS	PIM	+/-	PP	SH	GW
97-98	33	3	4	7	8	-11	0	0	1
98-99	21	1	5	6	2	E	0	0	0
99-00	20	1	2	3	4	-1	0	0	1
TOTAL	74	5	11	16	14	-12	0	0	2
NHL TOTAL	236	22	33	55	59	-33	2	0	4

TIM TOOKEY — F — #18, 8

Capitals' 4th choice (88th overall) in the 1979 Entry Draft. Traded to Quebec for Lee Norwood, Feb. 1, 1982.

YEAR	GP	G	A	PTS	PIM	+/-	PP	SH	GW
80-81	29	10	13	23	18	-6	6	0	1
81-82	28	8	8	16	35	-9	5	0	0
TOTAL	57	18	21	39	53	-15	11	0	1
NHL TOTAL	106	22	36	58	71	-20	11	0	1

JOHN TUCKER — F — #12

Acquired from Buffalo for future considerations, Jan. 4, 1990. Traded to Buffalo for cash, July 3, 1990.

YEAR	GP	G	A	PTS	PIM	+/-	PP	SH	GW
89-90	38	9	19	28	10	11	1	0	1
NHL TOTAL	656	177	259	436	285	-10	49	2	18

ALFIE TURCOTTE — F — #39, 37, 36

Acquired from Boston for Mike Millar, Oct. 2, 1989. Signed to play in Austria, May 1991.

YEAR	GP	G	A	PTS	PIM	+/-	PP	SH	GW
89-90	4	0	2	2	0	E	0	0	0
90-91	6	1	1	2	0	-1	0	0	1
TOTAL	10	1	3	4	0	-1	0	0	1
NHL TOTAL	112	17	29	46	49	-21	8	0	2

BRIAN TUTT — D — #37

Signed as a free agent, July 1989. Signed to play in Norway, July 1990.

YEAR	GP	G	A	PTS	PIM	+/-	PP	SH	GW
89-90	7	1	0	1	2	-4	0	0	0
NHL TOTAL	7	1	0	1	2	-4	0	0	0

ROMAN TVRDON — F — #64

Capitals' 6th choice (132nd overall) in the 1999 Entry Draft. Became a free agent, July 1, 2004.

YEAR	GP	G	A	PTS	PIM	+/-	PP	SH	GW
03-04	9	0	1	1	2	-3	0	0	0
NHL TOTAL	9	0	1	1	2	-3	0	0	0

IGOR ULANOV — D — #44

Acquired from Winnipeg with Mike Eagles for the Capitals' 3rd (later traded to Dallas-Sergei Gusev) and 5th (Brian Elder) choices in the 1995 Entry Draft, April 7, 1995.

YEAR	GP	G	A	PTS	PIM	+/-	PP	SH	GW
94-95	3	0	1	1	2	3	0	0	0
NHL TOTAL	739	27	135	162	1151	13	4	0	4

ALEXANDER URBOM — D — #34

Claimed off waivers from New Jersey, October 3, 2013. Became a free agent, July 1, 2014.

YEAR	GP	G	A	PTS	PIM	+/-	PP	SH	GW
13-14	20	1	1	2	19	1	0	0	0
NHL TOTAL	34	3	1	4	28	-1	0	0	1

STEFAN USTORF — F — #16

Capitals' 3rd choice (53rd overall) in 1992 Entry Draft. Became a free agent, July 1, 2001.

YEAR	GP	G	A	PTS	PIM	+/-	PP	SH	GW
95-96	48	7	10	17	14	8	0	0	1
96-97	6	0	0	0	2	-3	0	0	0
TOTAL	54	7	10	17	16	5	0	0	1
NHL TOTAL	54	7	10	17	16	5	0	0	1

CHRIS VALENTINE — F — #28

Capitals' 10th choice (194th overall) in the 1981 Entry Draft. Released from contract, June 1, 1984.

YEAR	GP	G	A	PTS	PIM	+/-	PP	SH	GW
81-82	60	30	37	67	92	-15	18	0	5
82-83	23	7	10	17	14	-2	1	0	1
83-84	22	6	5	11	21	-8	2	0	1
TOTAL	105	43	52	95	127	-25	21	0	7
NHL TOTAL	105	43	52	95	127	-25	21	0	7

DARREN VEITCH — D — #6

Capitals' 1st choice (5th overall) in the 1980 Entry Draft. Traded to Detroit for John Barrett and Greg Smith, March 10, 1986.

YEAR	GP	G	A	PTS	PIM	+/-	PP	SH	GW
80-81	59	4	21	25	46	-12	1	0	1
81-82	67	9	44	53	54	-17	5	0	1
82-83	10	0	8	8	0	-1	0	0	0
83-84	46	6	18	24	17	E	4	0	0
84-85	75	3	18	21	37	31	2	0	0
85-86	62	3	9	12	27	21	0	0	0
TOTAL	319	25	118	143	181	22	12	0	2
NHL TOTAL	511	48	209	257	296	17	24	1	5

DARCY VEROT — F — #76

Signed as a free agent, Aug. 21, 2003. Became a free agent, July 1, 2004.

YEAR	GP	G	A	PTS	PIM	+/-	PP	SH	GW
03-04	37	0	2	2	135	-6	0	0	0
NHL TOTAL	37	0	2	2	135	-6	0	0	0

DENNIS VERVERGAERT — F — #23

Signed as a free agent from Philadelphia, Sept. 12, 1980. Sent to Fredericton (AHL), Oct. 6, 1981.

YEAR	GP	G	A	PTS	PIM	+/-	PP	SH	GW
80-81	79	14	27	41	40	-5	2	0	2
NHL TOTAL	583	176	216	392	247	-71	42	1	22

All-Time Player Register

BRENT TREMBLAY D #11, 22

Capitals' 8th choice (127th overall) in 1977 Amateur Draft. Contract bought out, Sept. 15, 1980.

YEAR	GP	G	A	PTS	PIM	+/-	PP	SH	GW
78-79	1	0	0	0	0	E	0	0	0
79-80	9	1	0	1	6	1	0	0	0
TOTAL	10	1	0	1	6	1	0	0	0
NHL TOTAL	10	1	0	1	6	1	0	0	0

ALEXANDER VOLCHKOV F #39

Capitals' 1st choice (4th overall) in the 1996 Entry Draft. Traded to Edmonton for future considerations, Feb. 4, 2000.

YEAR	GP	G	A	PTS	PIM	+/-	PP	SH	GW
99-00	3	0	0	0	0	-2	0	0	0
NHL TOTAL	3	0	0	0	0	-2	0	0	0

AARON VOLPATTI F #24, 17

Claimed off waivers from Vancouver, Feb. 28, 2013. Became a free agent, July 1, 2015.

YEAR	GP	G	A	PTS	PIM	+/-	PP	SH	GW
12-13	17	0	1	1	7	-2	0	0	0
13-14	41	2	0	2	49	-3	0	0	0
14-15	2	0	0	0	0	0	0	0	0
TOTAL	60	2	1	3	56	-5	0	0	0
NHL TOTAL	114	5	2	7	137	-8	0	0	0

JAKUB VRANA F #13

Capitals' 1st choice (13th overall) in the 2014 Entry Draft

YEAR	GP	G	A	PTS	PIM	+/-	PP	SH	GW
16-17	21	3	3	6	2	2	3	0	2
17-18	73	13	14	27	12	2	1	0	2
18-19	82	24	23	47	27	20	1	0	4
NHL TOTAL	176	40	40	80	41	24	5	0	8

HOWARD WALKER D #3, 24

Signed as a free agent from North Dakota (WCHA), June 5, 1980. Traded to Calgary with George White and future considerations for Ken Houston and Pat Riggin, June 7, 1982.

YEAR	GP	G	A	PTS	PIM	+/-	PP	SH	GW
80-81	64	2	11	13	100	9	2	0	0
81-82	16	0	2	2	26	-9	0	0	0
TOTAL	80	2	13	15	126	E	2	0	0
NHL TOTAL	83	2	13	15	133	E	2	0	0

NATHAN WALKER F #79

Capitals' 3rd choice (89th overall) in the 2014 Entry Draft. Became a free agent, July 1, 2019.

YEAR	GP	G	A	PTS	PIM	+/-	PP	SH	GW
17-18	9	1	0	1	6	0	0	0	0
18-19	3	0	1	2	2	1	0	0	0
NHL TOTAL	12	1	1	2	8	1	0	0	0

SCOTT WALKER F #24

Acquired from Carolina for a seventh-round choice in the 2010 Entry Draft, March 3, 2010. Became a free agent, July 1, 2010

YEAR	GP	G	A	PTS	PIM	+/-	PP	SH	GW
09-10	9	2	1	3	9	1	0	0	1
NHL TOTAL	829	151	246	397	1162	-56	39	12	2

RYAN WALTER F #9

Capitals' 1st choice (2nd overall) in 1978 Amateur Draft. Traded to Montreal with Rick Green for Brian Engblom, Doug Jarvis, Rod Langway and Craig Laughlin, Sept. 9, 1982.

YEAR	GP	G	A	PTS	PIM	+/-	PP	SH	GW
78-79	69	28	28	56	70	-1	6	0	1
79-80	80	24	42	66	106	-1	12	1	1
80-81	80	24	44	68	150	-9	4	0	1
81-82	78	38	49	87	142	-3	19	1	3
TOTAL	307	114	163	277	468	-14	41	2	6
NHL TOTAL	1003	264	382	646	946	-3	96	6	23

JOEL WARD F #42

Signed as a free agent, July 1, 2011. Signed by San Jose as a free agent, July 3, 2015.

YEAR	GP	G	A	PTS	PIM	+/-	PP	SH	GW
11-12	73	6	12	18	20	12	0	0	0
12-13	39	8	12	20	12	7	1	1	1
13-14	82	24	25	49	32	7	6	2	4
14-15	82	19	15	34	30	-4	6	0	4
TOTAL	276	57	64	121	94	22	13	3	9
NHL TOTAL	726	133	171	304	261	-2	30	9	23

BRYAN WATSON D #19

Acquired from Detroit for Greg Joly, Nov. 30, 1976. Released Feb. 15, 1979.

YEAR	GP	G	A	PTS	PIM	+/-	PP	SH	GW
76-77	56	1	14	15	91	-5	0	0	0
77-78	79	3	11	14	167	-12	0	1	0
78-79	20	0	1	1	36	-7	0	0	0
TOTAL	155	4	26	30	294	-24	0	1	0
NHL TOTAL	878	17	135	152	2212	-97	1	3	2

MIKE WEBER D #6

Acquired from Buffalo for Buffalo's 3rd pick in the 2017 Entry Draft, Feb. 23, 2016. Became a free agent on July 1, 2016.

YEAR	GP	G	A	PTS	PIM	+/-	PP	SH	GW
15-16	10	0	0	0	28	-1	0	0	0
NHL TOTAL	351	9	44	53	437	-43	0	0	0

CASEY WELLMAN F #48

Acquired from Florida for Zach Hamill, Jan. 31, 2013. Became a free agent, July 1, 2014.

YEAR	GP	G	A	PTS	PIM	+/-	PP	SH	GW
13-14	13	2	1	3	0	3	0	0	0
TOTAL	13	2	1	3	0	3	0	0	0

PATRICK WEY D #56

Capitals' 4th choice (115th overall) in the 2009 Entry Draft. Retired, July 1, 2015.

YEAR	GP	G	A	PTS	PIM	+/-	PP	SH	GW
13-14	9	0	3	3	5	0	0	0	0
TOTAL	9	0	3	3	5	0	0	0	0

TONY WHITE F #26, 20

Capitals' 10th choice (161st overall) in 1974 Amateur Draft. Became a free agent, June 1, 1978.

YEAR	GP	G	A	PTS	PIM	+/-	PP	SH	GW
74-75	5	0	2	2	0	E	0	0	0
75-76	80	25	17	42	56	-43	7	0	2
76-77	72	12	9	21	44	-15	2	1	3
77-78	1	0	0	0	0	-4	0	0	0
TOTAL	158	37	28	65	100	-62	9	1	5
NHL TOTAL	164	37	28	65	104	-64	9	1	5

TRENT WHITFIELD F #23

Signed as a free agent, Sept. 1, 1998. Claimed off waivers by the NY Rangers, Jan. 16, 2002. Claimed off waivers from the NY Rangers, Feb. 1, 2002. Became a free agent, July 1, 2004.

YEAR	GP	G	A	PTS	PIM	+/-	PP	SH	GW
99-00	Played 3 playoff games (0-0-0)								
00-01	61	2	4	6	35	3	0	0	0
01-02	24	0	1	1	28	-3	0	0	0
02-03	14	1	1	2	6	1	0	0	1
03-04	44	6	5	11	14	-2	0	1	2
TOTAL	143	9	11	20	83	-1	0	1	3
NHL TOTAL	193	11	18	29	104	-3	1	1	3

DOUG WICKENHEISER F #18

Signed as a free agent, Feb. 28, 1989. Released following 1989-90 season.

YEAR	GP	G	A	PTS	PIM	+/-	PP	SH	GW
88-89	16	2	5	7	4	E	1	0	0
89-90	27	1	8	9	20	1	0	0	0
TOTAL	43	3	13	16	24	1	1	0	0
NHL TOTAL	556	111	165	276	286	41	17	6	16

DENNIS WIDEMAN D #6

Acquired from Florida for Jake Hauswirth and a 2011 3rd-round pick, Feb. 28, 2011. Traded to Calgary for Jordan Henry and Calgary's 5th choice in the 2013 NHL Draft, June 27, 2012.

YEAR	GP	G	A	PTS	PIM	+/-	PP	SH	GW
10-11	14	1	6	7	6	7	1	0	0
11-12	82	11	35	46	46	-8	4	0	3
TOTAL	96	12	40	53	52	-1	5	0	3
NHL TOTAL	815	99	288	387	503	-72	55	2	15

JUSTIN WILLIAMS F #14

Signed as a free agent, July 1, 2015. Signed as free agent by Carolina, July 1, 2017

YEAR	GP	G	A	PTS	PIM	+/-	PP	SH	GW
15-16	82	22	30	52	36	15	3	0	3
16-17	80	24	24	48	50	14	5	0	4
TOTAL	162	46	54	100	86	29	8	0	7
NHL TOTAL	1,244	312	474	786	760	108	72	6	42

All-Time Player Register

TOMMY WILLIAMS — F — #14

Signed from New England (WHA) prior to 1974-75 season. Retired, Dec. 24, 1975.

YEAR	GP	G	A	PTS	PIM	+/-	PP	SH	GW
74-75	73	22	36	58	12	-48	7	2	1
75-76	34	8	13	21	6	-33	2	0	0
TOTAL	107	30	49	79	18	-81	9	2	1
NHL TOTAL	663	161	269	430	177	-104	24	2	16

BRIAN WILLSIE — F — #24

Claimed from Colorado in waiver draft, Oct. 3, 2003. Became a free agent July 1, 2006. Signed as a free agent July 13, 2010. Became a free agent, July 1, 2011.

YEAR	GP	G	A	PTS	PIM	+/-	PP	SH	GW
03-04	49	10	5	15	18	-7	1	1	1
05-06	82	19	22	41	77	-19	8	1	2
10-11	1	0	1	1	0	E	0	0	0
TOTAL	132	29	28	57	95	-26	9	2	3
NHL TOTAL	381	52	57	109	217	-57	13	2	5

TOM WILSON — F — #43

Capitals' 1st choice (16th overall) in the 2012 Entry Draft.

YEAR	GP	G	A	PTS	PIM	+/-	PP	SH	GW
13-14	82	3	7	10	151	1	1	0	0
14-15	67	4	13	17	172	-1	0	0	0
15-16	82	7	16	23	163	3	0	0	1
16-17	82	7	12	19	133	9	0	0	0
17-18	78	14	21	35	187	10	0	1	1
18-19	63	22	18	40	128	11	3	2	2
TOTAL	454	57	87	144	934	33	4	3	4

DANIEL WINNIK — F — #26

Acquired from Toronto with Toronto's 5th pick in the 2016 Entry Draft for Brooks Laich, Connor Carrick and Washington's 2nd pick in the 2016 Entry Draft, Feb. 28, 2015. Became a free agent, July 1, 2017.

YEAR	GP	G	A	PTS	PIM	+/-	PP	SH	GW
15-16	20	2	3	5	22	7	0	0	0
16-17	72	12	13	25	49	15	0	2	3
TOTAL	92	14	16	30	71	22	0	2	3
NHL TOTAL	798	82	169	251	367	52	2	7	11

BRENDAN WITT — D — #19

Capitals' 1st choice (11th overall) in the 1993 Entry Draft. Traded to Nashville for Kris Beech and Nashville's 1st choice in the 2006 Entry Draft (Semyon Varlamov), March 9, 2006.

YEAR	GP	G	A	PTS	PIM	+/-	PP	SH	GW
95-96	48	2	3	5	85	-4	0	0	1
96-97	44	3	2	5	88	-20	0	0	0
97-98	64	1	7	8	112	-11	0	0	0
98-99	54	2	5	7	87	-6	0	0	0
99-00	77	1	7	8	114	5	0	0	0
00-01	72	3	3	6	101	2	0	0	0
01-02	68	3	7	10	78	-1	0	0	0
02-03	69	2	9	11	106	12	0	0	0
03-04	72	2	10	12	123	-22	0	0	0
05-06	58	1	10	11	141	-5	0	0	0
TOTAL	626	20	63	83	1035	-50	0	0	1
NHL TOTAL	890	25	96	121	1424	-91	0	0	2

WOJTEK WOLSKI — F — #17

Signed as a free agent, July 11, 2012. Signed to play in Russia, May 2013.

YEAR	GP	G	A	PTS	PIM	+/-	PP	SH	GW
12-13	27	4	5	9	6	1	0	0	2
NHL TOTAL	451	99	168	267	113	17	18	1	19

JASON WOOLLEY — D — #29, 25

Washington's 4th choice (61st overall) in the 1989 Entry Draft. Signed as a free agent by Florida, Feb. 16, 1995.

YEAR	GP	G	A	PTS	PIM	+/-	PP	SH	GW
91-92	1	0	0	0	0	1	0	0	0
92-93	26	0	2	2	10	3	0	0	0
93-94	10	1	2	3	4	2	0	0	0
TOTAL	37	1	4	5	14	6	0	0	0
NHL TOTAL	718	68	246	314	430	65	26	0	15

TERRY YAKE — F — #25

Claimed off waivers, Jan. 18, 2000. Became a free agent, July 1, 2001.

YEAR	GP	G	A	PTS	PIM	+/-	PP	SH	GW
99-00	35	6	5	11	12	2	1	0	1
00-01	12	0	3	3	8	E	0	0	0
TOTAL	47	6	8	14	20	2	1	0	1
NHL TOTAL	403	77	120	197	220	-3	19	2	18

NOLAN YONKMAN — D — #40

Capitals' 5th choice (37th overall) in the 1999 Entry Draft. Became a free agent, July 1, 2006.

YEAR	GP	G	A	PTS	PIM	+/-	PP	SH	GW
01-02	11	1	0	1	4	3	0	0	0
03-04	1	0	0	0	0	E	0	0	0
05-06	38	0	7	7	86	1	0	0	0
TOTAL	50	1	7	8	90	4	0	0	0
NHL TOTAL	66	1	8	9	129	9	0	0	0

RICHARD ZEDNIK — F — #44, 20

Washington's 10th choice (249th overall) in the 1994 Entry Draft. Traded to Montreal with Jan Bulis and the Capitals' 1st choice in the 2001 Entry Draft (Alexander Perezhogin) for Trevor Linden, Dainius Zubrus and Washington's 2nd choice in the 2001 Entry Draft (traded to Tampa Bay-Andreas Holmqvist), March 13, 2001. Acquired from Montreal for Washington's 3rd choice in the 2007 Entry Draft (Olivier Fortier), July 12, 2006. Traded to NY Islanders for the Islanders' 2nd choice in the 2007 Entry Draft (Theo Ruth), Feb. 26, 2007.

YEAR	GP	G	A	PTS	PIM	+/-	PP	SH	GW
95-96	1	0	0	0	0	E	0	0	0
96-97	11	2	1	3	4	-5	1	0	0
97-98	65	17	9	26	28	-2	2	0	2
98-99	49	9	8	17	50	-6	1	0	2
99-00	69	19	16	35	54	6	1	0	2
00-01	62	16	19	35	61	-2	4	0	3
06-07	32	6	12	18	16	-4	1	0	1
TOTAL	289	69	65	134	213	-13	10	0	12
NHL TOTAL	745	200	179	379	563	-16	46	0	37

ROB ZETTLER — D — #24

Signed as a free agent, Sept. 7, 1999. Became a free agent, July 1, 2002. Retired, August 2002.

YEAR	GP	G	A	PTS	PIM	+/-	PP	SH	GW
99-00	12	0	2	2	19	-1	0	0	0
00-01	29	0	4	4	55	0	0	0	0
01-02	49	1	4	5	56	3	0	0	0
TOTAL	90	1	10	11	130	2	0	0	0
NHL TOTAL	569	5	65	70	920	-121	0	0	0

PETER ZEZEL — F — #25

Acquired from St. Louis with Mike Lalor for Geoff Courtnall, July 13, 1990. Traded to Toronto with Bob Rouse for Al Iafrate, Jan. 16, 1991.

YEAR	GP	G	A	PTS	PIM	+/-	PP	SH	GW
90-91	20	7	5	12	10	-13	6	0	0
NHL TOTAL	873	219	389	608	435	39	65	3	37

DWAYNE ZINGER — D — #49

Signed as a free agent, July 9, 2002. Traded to Phoenix for Doug Doull, Feb. 3, 2006.

YEAR	GP	G	A	PTS	PIM	+/-	PP	SH	GW
03-04	7	0	1	1	9	2	0	0	0
NHL TOTAL	7	0	1	1	9	2	0	0	0

DAINIUS ZUBRUS — F — #9

Acquired from Montreal with Trevor Linden and New Jersey's 2nd choice in the 2001 Entry Draft (later traded to Tampa Bay-Andreas Holmqvist) for Richard Zednik, Jan Bulis and the Capitals' 1st choice in the 2001 Entry Draft (Alexander Perezhogin), March 13, 2001. Traded to Buffalo with Timo Helbling for Jiri Novotny and Buffalo's 1st choice in the 2007 Entry Draft (later traded to San Jose-Nick Petrecki).

YEAR	GP	G	A	PTS	PIM	+/-	PP	SH	GW
00-01	12	1	1	2	7	-4	1	0	0
01-02	71	17	26	43	38	5	5	0	3
02-03	63	13	22	35	43	15	2	0	0
03-04	54	12	15	27	38	-16	6	1	2
05-06	71	23	34	57	84	3	13	0	5
06-07	60	20	32	52	50	-16	9	0	4
TOTAL	331	86	130	216	260	-13	36	1	14
NHL TOTAL	1,293	228	363	591	791	1	55	5	38

All-Time Goaltender Register

JOHN ADAMS #30, 32

Purchased from San Diego (CHL), July 10, 1974. Became free agent, June 1, 1975.

YEAR	GP	MIN	GA	SO	GAA	W-L-T
74-75	8	400	46	0	6.90	0-7-0
NHL TOTAL	22	1180	85	1	4.32	9-10-1

DON BEAUPRE #35, 33

Acquired from Minnesota for the draft rights to Claudio Scremin, Nov. 1, 1988. Traded to Ottawa for the Senators' 5th choice in the 1995 Entry Draft (Benoit Gratton), Jan. 18, 1995.

YEAR	GP	MIN	GA	SO	GAA	W-L-T
88-89	11	578	28	1	2.91	5-4-0
89-90	48	2793	150	2	3.22	23-18-5
90-91	45	2572	113	5	2.64	20-18-3
91-92	54	3108	166	1	3.20	29-17-6
92-93	58	3282	181	1	3.31	27-23-5
93-94	53	2853	135	2	2.84	24-16-8
TOTAL	269	15186	773	12	3.05	128-96-27
NHL TOTAL	667	37396	2151	17	3.45	268-277-75

JIM BEDARD #1, 31

Capitals' 6th choice (91st overall) in 1976 Amateur Draft. Became free agent, Nov. 19, 1979.

YEAR	GP	MIN	GA	SO	GAA	W-L-T
77-78	43	2492	152	1	3.66	11-23-7
78-79	30	1740	126	0	4.35	6-17-6
TOTAL	73	4232	278	1	3.94	17-40-13
NHL TOTAL	73	4232	278	1	3.94	17-40-13

MICHEL BELHUMEUR #31, 30, 35

Acquired in 1974 Expansion Draft (2nd pick) from Philadelphia. Became free agent, June 1976.

YEAR	GP	MIN	GA	SO	GAA	W-L-T
74-75	35	1813	162	0	5.36	0-24-3
75-76	7	377	32	0	5.09	0-5-1
TOTAL	42	2190	194	0	5.32	0-29-4
NHL TOTAL	65	3306	254	0	4.61	9-36-7

CRAIG BILLINGTON #1

Acquired from Colorado for future considerations July 16, 1999. Released Dec. 19, 2002.

YEAR	GP	MIN	GA	SO	GAA	W-L-T
99-00	13	611	28	2	2.75	3-6-1
00-01	12	660	27	0	2.45	3-5-2
01-02	17	710	36	0	3.04	4-5-3
02-03	5	217	17	0	4.70	1-3-1
TOTAL	47	2198	108	2	2.95	11-19-7
NHL TOTAL	332	17097	1034	9	3.63	110-149-31

ROLLIE BOUTIN #35, 1

Capitals' 7th choice (111th overall) in the 1977 Amateur Draft. Traded to Minnesota with Wes Jarvis for Robbie Moore and future considerations, Aug. 4, 1982.

YEAR	GP	MIN	GA	SO	GAA	W-L-T
78-79	2	90	10	0	6.67	0-1-0
79-80	18	927	54	0	3.50	7-7-1
80-81	2	120	11	0	5.50	0-2-0
TOTAL	22	1137	75	0	3.96	7-10-1
NHL TOTAL	22	1137	75	0	3.96	7-10-1

MARTIN BROCHU #1

Acquired from Montreal for future considerations, March 15, 1996. Became free agent, July 1, 1999.

YEAR	GP	MIN	GA	SO	GAA	W-L-T
98-99	2	120	6	0	3.00	0-2-0
NHL TOTAL	9	369	22	0	3.58	0-5-0

JIM CAREY #30

Capitals' 2nd choice (32nd overall) in 1992 Entry Draft. Traded to Boston with Jason Allison, Anson Carter and the Capitals' 3rd choice in the 1997 Entry Draft (Lee Goren) for Adam Oates, Bill Ranford and Rick Tocchet, March 1, 1997.

YEAR	GP	MIN	GA	SO	GAA	W-L-T
94-95	28	1604	57	4	2.13	18-6-3
95-96	71	4069	153	9	2.26	35-24-9
96-97	40	2293	105	1	2.75	17-18-3
TOTAL	139	7966	315	14	2.37	70-48-15
NHL TOTAL	172	9668	416	16	2.58	79-65-16

FREDERIC CASSIVI #30, 35

Signed as a free agent, Aug. 11, 2005. Became a free agent, July 1, 2008.

YEAR	GP	MIN	GA	SO	GAA	W-L-OT
05-06	1	59	4	0	4.07	0-1-0
06-07	4	139	6	0	2.59	0-1-1
TOTAL	5	198	10	0	3.04	0-2-1
NHL TOTAL	13	628	38	0	3.63	3-6-1

SEBASTIEN CHARPENTIER #35

Capitals' 4th choice in the 1995 Entry Draft. Became a free agent, July 1, 2004.

YEAR	GP	MIN	GA	SO	GAA	W-L-T
01-02	2	122	5	0	2.46	1-1-0
02-03	17	859	40	0	2.79	5-7-1
03-04	7	369	21	0	3.41	0-6-0
TOTAL	26	1350	66	0	2.93	6-14-1
NHL TOTAL	26	1350	66	0	2.93	6-14-1

PHEONIX COPLEY #1

Acquired from St. Louis along with Kevin Shattenkirk for Zach Sanford, Brad Malone, a 2017 first round pick and a conditional pick, Feb. 28, 2017.

YEAR	GP	MIN	GA	SO	GAA	W-L-OT
18-19	27	1529	74	1	2.90	16-7-3
TOTAL	27	1529	74	1	2.90	16-7-3
NHL TOTAL	29	1612	80	1	2.98	16-8-3

ROGER CROZIER #31

Signed as a free agent, Jan. 1, 1977. Retired, April 1977.

YEAR	GP	MIN	GA	SO	GAA	W-L-T
76-77	3	103	2	0*	1.17	1-0-0
NHL TOTAL	518	28567	1446	30	3.04	206-197-70

*Shared shutout with Ron Low

BYRON DAFOE #35

Capitals' 2nd choice (35th overall) in 1989 Entry Draft. Traded to Los Angeles with Dmitri Khristich for the Kings' 1st choice (Alexander Volchkov) and the Stars' 4th choice (Justin Davis) in the 1996 Entry Draft, July 8, 1995.

YEAR	GP	MIN	GA	SO	GAA	W-L-T
92-93	1	1	0	0	0.00	0-0-0
93-94	5	230	13	0	3.39	2-2-0
94-95	4	187	11	0	3.53	1-1-1
TOTAL	10	418	24	0	3.44	3-3-1
NHL TOTAL	415	23478	1051	26	2.69	171-170-56

PHILIPP GRUBAUER #31

Capitals' fourth-round choice, 112th overall, in the 2010 Entry Draft. Traded to Colorado along with Brooks Orpik for a 2018 second-round pick (Kody Clark).

YEAR	GP	MIN	GA	SO	GAA	W-L-OT
12-13	2	84	5	0	3.57	0-1-0
13-14	17	883	35	0	2.38	6-5-0
14-15	1	65	2	0	1.85	1-0-0
15-16	22	1111	43	0	2.32	8-9-1
16-17	24	1265	43	3	2.04	13-6-2
17-18	35	1865	73	3	2.35	15-10-3
TOTAL	101	5273	201	6	2.29	43-31-11
NHL TOTAL	138	7294	290	9	2.39	61-40-16

JAROSLAV HALAK #41

Acquired with a 3rd-round 2015 Entry Draft pick from Buffalo in exchange for Michal Neuvrith and Rostislav Klesla, March 5, 2014. Traded to NY Islanders for a fourth-round pick in the 2014 NHL Draft (Igor Shesterkin), May 1, 2014.

YEAR	GP	MIN	GA	SO	GAA	W-L-OT
13-14	12	701	27	1	2.31	4-4-0
NHL TOTAL	489	28129	1,166	47	2.49	254-161-52

COREY HIRSCH #34

Signed as a free agent, Oct. 27, 2000. Became a free agent, July 2002.

YEAR	GP	MIN	GA	SO	GAA	W-L-T
00-01	1	20	0	0	0.00	1-0-0
NHL TOTAL	108	5775	301	4	3.13	34-45-14

BRADEN HOLTBY #70

Capitals' 4th choice (93rd overall) in the 2008 NHL Entry Draft.

YEAR	GP	MIN	GA	SO	GAA	W-L-OT
10-11	14	736	22	2	1.79	10-2-2
11-12	7	361	15	1	2.49	4-2-1
12-13	36	2089	15	1	2.49	4-2-1
13-14	48	2656	126	4	2.85	23-15-4
14-15	73	4247	157	9	2.22	41-20-10
15-16	66	3841	141	3	2.20	48-9-7
16-17	63	3680	127	9	2.07	42-13-6
17-18	54	3068	153	0	2.99	34-16-4
18-19	59	3407	160	3	2.82	32-19-5
NHL TOTAL	420	24,086	991	35	2.47	257-108-40

All-Time Goaltender Register

JIM HRIVNAK #35, 39

Capitals' 4th choice (61st overall pick) in the 1986 Entry Draft. Traded to Winnipeg for Rick Tabaracci, March 22, 1993.

YEAR	GP	MIN	GA	SO	GAA	W-L-T
89-90	11	609	36	0	3.55	5-5-0
90-91	9	432	26	0	3.61	4-2-1
91-92	12	605	35	0	3.47	6-3-0
92-93	27	1421	83	0	3.50	13-9-2
TOTAL	59	3067	180	0	3.52	28-19-3
NHL TOTAL	85	4217	262	0	3.73	34-30-3

CRISTOBAL HUET #38

Acquired from Montreal for Anaheim's 2nd choice in the 2009 Entry Draft. Became a free agent, July 1, 2008.

YEAR	GP	MIN	GA	SO	GAA	W-L-OT
07-08	13	771	21	2	1.63	11-2-0
NHL TOTAL	272	15260	625	24	2.46	129-90-36

GARY INNESS #31

Signed as a free agent, Dec. 19, 1978. Retired following 1980-81 season.

YEAR	GP	MIN	GA	SO	GAA	W-L-T
78-79	37	2107	130	0	3.70	14-14-8
79-80	14	727	44	0	3.63	2-9-2
80-81	3	180	9	0	3.00	0-1-2
TOTAL	54	3014	183	0	3.64	16-24-12
NHL TOTAL	162	8710	494	2	3.40	58-61-27

AL JENSEN #35

Acquired from Detroit for Mark Lofthouse, July 23, 1981. Traded to Los Angeles for Garry Galley, Feb. 14, 1987.

YEAR	GP	MIN	GA	SO	GAA	W-L-T
81-82	26	1274	81	0	3.81	8-8-4
82-83	40	2358	135	1	3.44	22-12-6
83-84	43	2414	117	4	2.91	25-13-3
84-85	14	803	34	1	2.54	10-3-1
85-86	44	2437	129	2	3.18	28-9-3
86-87	6	328	27	0	4.94	1-3-1
TOTAL	173	9614	523	8	3.26	94-48-18
NHL TOTAL	179	9974	557	8	3.35	95-53-18

BRENT JOHNSON #1

Claimed off waivers from Vancouver, Oct. 4, 2005. Became a free agent, July 1, 2009.

YEAR	GP	MIN	GA	SO	GAA	W-L-OT
05-06	26	1413	81	1	3.44	9-12-1
06-07	30	1644	99	0	3.61	6-15-7
07-08	19	1032	46	0	2.67	7-8-2
08-09	21	1131	53	0	2.81	12-6-2
TOTAL	96	5220	279	1	3.21	34-41-12
NHL TOTAL	309	16,978	744	14	2.63	140-112-31

OLIE KOLZIG #31, 35, 37

Capitals' 1st choice (19th overall) in the 1989 Entry Draft. Became a free agent, July 1, 2008.

YEAR	GP	MIN	GA	SO	GAA	W-L-T
89-90	2	120	12	0	6.00	0-2-0
92-93	1	20	2	0	6.00	0-0-0
93-94	7	224	20	0	5.36	0-3-0
94-95	14	724	30	0	2.49	2-8-2
95-96	18	897	46	0	3.08	4-8-2
96-97	29	1645	71	2	2.59	8-15-4
97-98	64	3788	139	5	2.20	33-18-10
98-99	64	3586	154	4	2.58	26-31-3
99-00	73	4371	163	5	2.24	41-20-11
00-01	72	4279	177	5	2.48	37-26-8
01-02	71	4131	192	6	2.79	31-29-8
02-03	66	3894	156	4	2.40	33-25-6
03-04	63	3738	180	2	2.89	19-35-9
05-06	59	3506	206	0	3.53	20-28-11
06-07	54	3184	159	1	3.00	22-24-6
07-08	54	3153	153	1	2.91	25-21-6
TOTAL	711	41259	1860	35	2.70	301-293-86
NHL TOTAL	719	41671	1885	35	2.71	303-297-87

MIKE LIUT #1

Acquired from Hartford for Yvon Corriveau, March 6, 1990. Became a free agent, June 1, 1992.

YEAR	GP	MIN	GA	SO	GAA	W-L-T
89-90	8	478	17	1	2.13	4-4-0
90-91	35	1834	114	0	3.73	13-16-3
91-92	21	1123	70	1	3.74	10-7-2
TOTAL	64	3435	201	2	3.51	27-27-5
NHL TOTAL	664	38215	2221	25	3.49	294-271-74

RON LOW #1, 30

Acquired in the 1974 Expansion Draft (1st pick) from Toronto. Signed by Detroit as a free agent, Aug. 17, 1977. (Agreed compensation: Walt McKechnie, Detroit's 3rd choice in the 1978 Amateur Draft – John Johnston – and its 2nd choice in the 1979 Entry Draft – Errol Rausse; Washington sent its 3rd choice in the 1979 Entry Draft – Boris Fistric – to Detroit.)

YEAR	GP	MIN	GA	SO	GAA	W-L-T
74-75	48	2587	235	1	5.45	8-36-2
75-76	43	2289	208	0	5.45	6-31-2
76-77	54	2918	188	0*	3.87	16-27-5
TOTAL	145	7795	631	1	4.86	30-94-9
NHL TOTAL	382	20502	1463	4	4.28	102-203-38

* Shared shutout with Roger Crozier

CLINT MALARCHUK #30

Acquired from Quebec with Dale Hunter for Gaetan Duchesne, Alan Haworth and Washington's 1st choice in the 1987 Entry Draft (Joe Sakic), June 13, 1987. Traded to Buffalo with Grant Ledyard and the Capitals' 6th choice in the 1991 Entry Draft (Brian Holzinger) for Calle Johansson and Buffalo's 2nd choice in the 1989 Entry Draft (Byron Dafoe), March 7, 1989.

YEAR	GP	MIN	GA	SO	GAA	W-L-T
87-88	54	2926	154	4	3.16	24-20-4
88-89	42	2428	141	1	3.48	16-18-7
TOTAL	96	5354	295	5	3.31	40-38-11
NHL TOTAL	338	19030	1100	12	3.47	141-130-45

BOB MASON #31

Signed as a free agent from the US Olympic Team, Feb. 21, 1984. Signed as a free agent by Chicago, June 12, 1988. Acquired from Quebec for future considerations, June 17, 1989. Became a free agent, June 1, 1990.

YEAR	GP	MIN	GA	SO	GAA	W-L-T
83-84	2	120	3	0	1.50	2-0-0
84-85	12	661	31	1	2.81	8-2-1
85-86	1	16	0	0	0.00	1-0-0
86-87	45	2536	137	0	3.24	20-18-5
89-90	16	822	48	0	3.50	4-9-1
TOTAL	76	4155	219	1	3.16	35-29-7
NHL TOTAL	145	7988	500	1	3.76	55-65-16

ROBBIE MOORE #39

Acquired from Minnesota with future considerations for Rollie Boutin and Wes Jarvis, Aug. 4, 1982. Became a free agent, June 1, 1983.

YEAR	GP	MIN	GA	SO	GAA	W-L-T
82-83	1	20	1	0	3.00	0-1-0
NHL TOTAL	6	257	8	2	1.87	3-1-4

MICHAL NEUVIRTH #30

Capitals' 3rd choice (34th overall) in 2006 Entry Draft. Traded to Buffalo with Rostislav Klesla for Jaroslav Halak and a third-round pick (Robin Kovacs) in the 2015 NHL Draft, March 5, 2014.

YEAR	GP	MIN	GA	SO	GAA	W-L-OT
08-09	5	220	11	0	3.00	2-1-0
09-10	17	872	40	0	2.75	9-4-0
10-11	48	2689	110	4	2.45	27-12-4
11-12	38	2020	95	3	2.82	13-13-5
12-13	13	723	33	0	2.74	4-5-2
13-14	13	767	36	0	2.82	4-6-2
NHL TOTAL	257	13852	626	11	2.71	105-93-26

MAXIME OUELLET #33

Acquired from Philadelphia with the Flyers' 1st (later traded to Dallas-Martin Vagner), 2nd (Maxime Daigneault) and 3rd (Derek Krestanovich) choices in the 2002 Entry Draft for Adam Oates, March 19, 2002. Traded to Vancouver for the Canucks' 5th choice in the 2006 Entry Draft (later traded to NY Rangers-Tomas Zaborsky), Dec. 2, 2006.

YEAR	GP	MIN	GA	SO	GAA	W-L-T
03-04	6	365	19	1	3.12	2-3-1
NHL TOTAL	12	663	34	1	3.08	2-6-2

MIKE PALMATEER #29

Acquired from Toronto with Maple Leafs' 3rd choice in the 1980 Entry Draft (Torrie Robertson) for Robert Picard, Tim Coulis and Washington's 2nd choice in the 1980 Entry Draft (Bob McGill), June 11, 1980. Traded to Toronto for future considerations, Sept. 9, 1982.

YEAR	GP	MIN	GA	SO	GAA	W-L-T
80-81	49	2679	172	2	3.85	18-19-9
81-82	11	584	47	0	4.83	2-7-2
TOTAL	60	3263	219	2	4.03	20-26-11
NHL TOTAL	356	20131	1183	17	3.53	149-138-52

DAVE PARRO #30

Acquired from Quebec for Nelson Burton, June 15, 1979. Released from contract, June 1, 1984.

YEAR	GP	MIN	GA	SO	GAA	W-L-T
80-81	18	811	49	1	3.63	4-7-2
81-82	52	2942	206	1	4.20	16-26-7
82-83	6	261	19	0	4.37	1-3-1
83-84	1	1	0	0	0.00	0-0-0
TOTAL	77	4015	274	2	4.09	21-36-10
NHL TOTAL	77	4015	274	2	4.09	21-36-10

All-Time Goaltender Register

JUSTIN PETERS #35

Signed as a free agent, July 1, 2014. Became a free agent, July 1, 2015.

YEAR	GP	MIN	GA	SO	GAA	W-L-T
14-15	12	647	35	0	3.25	3-6-0
NHL TOTAL	83	4,483	230	3	3.08	25-38-9

PETE PEETERS #1

Acquired from Boston for Pat Riggin, Nov. 14, 1985. Became a free agent, June 1989.

YEAR	GP	MIN	GA	SO	GAA	W-L-T
85-86	34	2021	113	1	3.35	19-11-3
86-87	37	2002	107	0	3.21	17-11-4
87-88	35	1896	88	2	2.78	14-12-5
88-89	33	1854	88	4	2.85	20-7-3
TOTAL	139	7773	396	7	3.06	70-41-15
NHL TOTAL	489	27699	1424	21	3.08	246-155-51

BILL RANFORD #30

Acquired from Boston with Adam Oates and Rick Tocchet for Jim Carey, Anson Carter, Jason Allison and Washington's 3rd choice in the 1997 Entry Draft (Lee Goren), March 1, 1997. Traded to Tampa Bay in exchange for Tampa's 3rd choice in the 1998 Entry Draft (Todd Hornung), June 17, 1998.

YEAR	GP	MIN	GA	SO	GAA	W-L-T
96-97	18	1009	46	0	2.74	8-7-2
97-98	22	1183	55	0	2.79	7-12-2
TOTAL	40	2192	101	0	2.76	15-19-4
NHL TOTAL	647	35936	2042	15	3.41	240-279-76

ALAIN RAYMOND #31

Capitals' 8th choice (224th overall) in the 1983 Entry Draft. Became a free agent, June 1990.

YEAR	GP	MIN	GA	SO	GAA	W-L-T
87-88	1	40	2	0	3.00	0-1-0
NHL TOTAL	1	40	2	0	3.00	0-1-0

PAT RIGGIN #1

Acquired from Calgary with Ken Houston for Howard Walker, George White, Quebec's 6th choice in the 1982 Entry Draft (Mats Kihlstron), the Capitals' 3rd choice in the 1983 Entry Draft (Perry Berezan) and the Capitals' 2nd choice in the 1984 Entry Draft (Paul Ranheim), June 9, 1982. Traded to Boston for Pete Peeters, Nov. 14, 1985.

YEAR	GP	MIN	GA	SO	GAA	W-L-T
82-83	38	2161	121	0	3.36	16-9-9
83-84	41	2299	102	4	2.66	21-14-2
84-85	57	3388	168	2	2.98	28-20-7
85-86	7	369	23	0	3.74	2-3-1
TOTAL	143	8217	414	6	3.02	67-46-19
NHL TOTAL	350	19872	1135	11	3.43	153-120-52

MIKE ROSATI #40

Signed as a free agent on July 15, 1998. Became a free agent, July 1, 1999.

YEAR	GP	MIN	GA	SO	GAA	W-L-T
98-99	1	28	0	0	0.00	1-0-0
NHL TOTAL	1	28	0	0	0.00	1-0-0

GARY SMITH #1

Signed as a free agent from Minnesota, Sept. 3, 1977. Sold to Minnesota, Feb. 19, 1978.

YEAR	GP	MIN	GA	SO	GAA	W-L-T
77-78	17	980	68	0	4.16	2-12-3
NHL TOTAL	532	29619	1675	26	3.39	173-261-74

RASTISLAV STANA #1

Capitals' 8th choice (193rd overall) in the 1998 Entry Draft. Became a free agent, July 1, 2004.

YEAR	GP	MIN	GA	SO	GAA	W-L-T
03-04	6	211	11	0	3.13	1-2-0
NHL TOTAL	6	211	11	0	3.13	1-2-0

WAYNE STEPHENSON #35

Acquired from Philadelphia for Washington's 3rd choice in the 1981 Entry Draft (Barry Tabobondung), Aug. 16, 1979. Retired following the 1980-81 season for medical reasons.

YEAR	GP	MIN	GA	SO	GAA	W-L-T
79-80	56	3146	187	0	3.57	18-24-10
80-81	20	1010	66	1	3.92	4-7-5
TOTAL	76	4156	253	1	3.65	22-31-15
NHL TOTAL	328	18343	937	14	3.06	146-103-49

RICK TABARACCI #31

Acquired from Winnipeg for Jim Hrivnak, March 22, 1993. Traded to Calgary for the Flames' 5th choice in the 1995 Entry Draft (Joel Cort), April 7, 1995. Re-acquired from Calgary for future considerations, Aug. 7, 1998.

YEAR	GP	MIN	GA	SO	GAA	W-L-T
92-93	6	343	10	2	1.75	3-2-0
93-94	32	1770	91	2	3.08	13-14-2
94-95	8	394	16	0	2.44	1-3-2
98-99	23	1193	50	2	2.51	4-12-3
TOTAL	69	3700	157	6	2.55	21-31-7
NHL TOTAL	286	15255	760	15	2.99	93-125-30

JOSE THEODORE #60

Signed as a free agent, July 1, 2008. Became a free agent, July 1, 2010.

YEAR	GP	MIN	GA	SO	GAA	W-L-OT
08-09	57	3287	157	2	2.87	32-17-5
09-10	47	2586	121	1	2.81	30-7-7
TOTAL	104	5873	278	3	2.84	62-24-12
NHL TOTAL	648	36,606	1,635	33	2.38	286-254-30

SEMYON VARLAMOV #40, 1

Capitals' 2nd choice (23rd overall) in 2006 Entry Draft. Traded to Colorado for a first round pick in the 2012 NHL Entry Draft (Filip Forsberg) and Boston's second round pick in the 2012 NHL Entry Draft (traded to Dallas, selected Mike Winther).

YEAR	GP	MIN	GA	SO	GAA	W-L-OT
08-09	6	329	13	0	2.37	4-0-1
09-10	26	1527	65	2	2.55	15-4-6
10-11	27	1560	58	2	2.23	11-9-5
TOTAL	59	3416	136	4	2.39	30-13-12
NHL TOTAL	448	25672	1145	25	2.68	213-169-50

TOMAS VOKOUN #29

Signed as a free agent, July 2, 2011. Traded to Pittsburgh in exchange for Pittsburgh's 7th choice in the 2012 Entry Draft (Sergey Kostenko), June 4, 2012.

YEAR	GP	MIN	GA	SO	GAA	W-L-OT
11-12	48	2,583	108	4	2.51	25-17-2
NHL TOTAL	700	39,694	1,688	51	2.55	300-288-35

BERNIE WOLFE #30

Signed as a free agent, Oct. 1, 1974. Retired, Oct. 9, 1979.

YEAR	GP	MIN	GA	SO	GAA	W-L-T
75-76	40	2134	148	0	4.16	5-23-7
76-77	37	1779	114	1	3.84	7-15-9
77-78	25	1328	94	0	4.25	4-14-4
78-79	18	863	68	0	4.73	4-9-1
TOTAL	120	6104	424	1	4.17	20-61-21
NHL TOTAL	120	6104	424	1	4.17	20-61-21

MATT YEATS #31

Signed as a free agent, March 19, 2004. Became a free agent, July 1, 2004.

YEAR	GP	MIN	GA	SO	GAA	W-L-T
03-04	5	258	13	0	3.02	1-3-0
NHL TOTAL	5	258	13	0	3.02	1-3-0

All-Time Sweater Numbers

1
Ron Low ... 1974-77
Gary Smith ... 1977-78
Jim Bedard ... 1978-79
Rollie Boutin ... 1979-81
Pat Riggin ... 1982-85
Pete Peeters ... 1985-89
Mike Liut ... 1990-92
Martin Brochu ... 1998-99
Craig Billington ... 1999-02
Rastislav Stana ... 2003-04
Brent Johnson ... 2005-09
Semyon Varlamov ... 2010-11
Pheonix Copley ... 2018-19

2
Doug Mohns ... 1974-75
Jack Lynch ... 1975-79
Greg Theberge ... 1979-80
Pat Ribble ... 1980-81
Greg Theberge ... 1981-82
Tony Camazzola ... 1981-82
Doug Hicks ... 1981-83
Greg Theberge ... 1983-84
Mike McEwen ... 1984-85
Dwight Schofield ... 1985-86
Garry Galley ... 1987-88
Bill Houlder ... 1988-90
Joel Quenneville ... 1990-91
Ken Sabourin ... 1991-92
Jim Johnson ... 1994
Ken Klee ... 1995-03
Josef Boumedienne ... 2003-04
Brian Pothier ... 2006-10
Matt Niskanen ... 2014-19

3
Greg Joly ... 1974-76
Bill Mikkelson ... 1976-77
Jean Lemieux ... 1977-78
Peter Scamurra ... 1978-80
Howard Walker ... 1980-82
Jim McTaggart ... 1981-82
Scott Stevens ... 1982-90
Mikhail Tatarinov ... 1990-91
Sylvain Cote ... 1991-98
Stewart Malgunas ... 1998-99
Jamie Huscroft ... 1999-00
Sylvain Cote ... 2000-02
Jason Doig ... 2003-04
Lawrence Nycholat ... 2006-07
Tom Poti ... 2007-13
Nick Jensen ... 2018-19

4
Bill Mikkelson ... 1974-75
Bob Paradise ... 1975-77
Larry Bolonchuk ... 1977-78
Leif Svensson ... 1978-80
Jim McTaggart ... 1980-81
Jay Johnston ... 1981-82
Randy Holt ... 1981-83
Paul MacKinnon ... 1983-84
Kevin Hatcher ... 1984-94
Jim Johnson ... 1995-96
Stewart Malgunas ... 1996-98
Sergei Gonchar ... 1998-99
Brad Shaw ... 1999
Alexei Tezikov ... 1998-00
Frantisek Kucera ... 2001-02
Rick Berry ... 2002-04
John Erskine ... 2006-14
Taylor Chorney ... 2015-18

5
Joe Lundrigan ... 1974-75
Willy Brossart ... 1975-76
Rick Green ... 1976-82
*Rod Langway ... 1982-93
*No. retired Nov. 26, 1997

6
Gord Smith ... 1974-75
Peter Scamurra ... 1975-76
Gord Smith ... 1976-79
Errol Rausse ... 1979-80
Darren Veitch ... 1980-86
John Barrett ... 1986-87
Chris Felix ... 1987-88
Grant Ledyard ... 1988-89
Calle Johansson ... 1989-03
Jamie Heward ... 2005-07
Dennis Wideman ... 2011-12
Tim Gleason ... 2014-15
Mike Weber ... 2015-16
Michal Kempny ... 2017-19

7
*Yvon Labre ... 1974-81
*No. retired Nov. 7, 1981

8
Murray Anderson ... 1974-75
Don McLean ... 1975-76
Gord Smith ... 1975-76
Larry Bolonchuk ... 1976-77
Bill Riley ... 1976-79
Dave Forbes ... 1978-79
Nelson Burton ... 1978-79
Rick Bragnolo ... 1978-79
Mark Lofthouse ... 1979-81
Greg Theberge ... 1980-81
Jay Johnston ... 1980-81
Tim Tookey ... 1981-82
Lee Norwood ... 1981-83
Larry Murphy ... 1983-89
Bob Rouse ... 1989-91
Ken Sabourin ... 1991
Dimitri Kristich ... 1991-95
Richard Zednik ... 1995-96
Jan Bulis ... 1997-00
Dmitri Khristich ... 2000-02
Josh Green ... 2002-03
Steve Eminger ... 2003-04
Alex Ovechkin ... 2005-19

9
Dave Kryskow ... 1974-75
Ace Bailey ... 1975-78
Ryan Walter ... 1978-82
Brian Engblom ... 1982-84
Dave Jensen ... 1985-87
Mike Millar ... 1988-89
Nick Kypreos ... 1989-92
Dave Poulin ... 1993-95
Keith Jones ... 1995-96
Curtis Leschyshyn ... 1996
Todd Krygier ... 1997-98
Tom Chorske ... 1998-99
Joe Murphy ... 1999-00
Dainius Zubrus ... 2001-07
Brendan Morrison ... 2009-10
Mike Ribeiro ... 2013
Dmitry Orlov ... 2014-19

10
Gord Brooks ... 1974-75
Ron Anderson ... 1974-75
Bill Clement ... 1975-76
Doug Patey ... 1976-77
Walt McKechnie ... 1977
Bob Girard ... 1977-78
Rolf Edberg ... 1978-81
Bob Carpenter ... 1981-87
Kelly Miller ... 1987-99
Ulf Dahlen ... 1999-02
Matt Bradley ... 2005-11
Martin Erat ... 2012-14
Mike Richards ... 2015-16
Brett Connolly ... 2016-19

11
Jack Egers ... 1974-76
Brian Kinsella ... 1976-77
Craig Patrick ... 1976-79
Mark Lofthouse ... 1977-78
Greg Carroll ... 1978-79
Brent Tremblay ... 1978-79
*Mike Gartner ... 1979-89
Tim Bergland ... 1990-92
Bob Carpenter ... 1992-93
Tim Bergland ... 1994
Jeff Nelson ... 1995-96
Esa Tikkanen ... 1998
Jeff Halpern ... 1999-06
*No. retired Dec. 28, 2008

12
Bob Gryp ... 1974-75
Steve Atkinson ... 1974-75
Ron Anderson ... 1974-75
Hartland Monahan ... 1975-77
Nelson Burton ... 1977-78
Rick Bragnolo ... 1977-78
Michel Bergeron ... 1978-79
Bill Riley ... 1978-79
Doug Patey ... 1978-79
Dennis Hextall ... 1978-79
Tony Cassolato ... 1979-80
Gary Rissling ... 1979-80
Alan Hangsleben ... 1979-81
Mike Sitala ... 1981-82
Errol Rausse ... 1981-82
Glen Currie ... 1981-85
Jorgen Pettersson ... 1985-86
Gary Sampson ... 1986-87
Garry Galley ... 1986-87
Peter Sundstrom ... 1987-89
John Tucker ... 1990
Peter Bondra ... 1990-04
Jeff Friesen ... 2005-06

13
Andrei Nikolishin ... 1996-02
Bates Battaglia ... 2003-04
Joey Tenute ... 2005-06
Jiri Novotny ... 2006-07
Jakub Vrana ... 2016-19

14
Tommy Williams ... 1974-75
Gerry Meehan ... 1975-79
Blair Stewart ... 1978-79
Antero Lehtonen ... 1979-80
Dwayne Lowdermilk ... 1980-81
Errol Rausse ... 1980-81
Gaetan Duchesne ... 1981-87
Mike Richard ... 1987-88
Geoff Courtnall ... 1988-90
Dave Tippett ... 1990-92
Kevin Miller ... 1992
Paul Cavallini ... 1992-93
Pat Peake ... 1993-98
Patrik Augusta ... 1998-99
Patrice Lefebvre ... 1998-99
Joe Sacco ... 1999-02
Kip Miller ... 2002-04
Eric Fehr ... 2006-08
Tomas Fleischmann ... 2008-10
Justin Williams ... 2015-17
Anthony Peluso ... 2017-18

15
Denis Dupere ... 1974-75
Stan Gilbertson ... 1974-76
Guy Charron ... 1976-81
Wes Jarvis ... 1981-82
Mike Sitala ... 1981-82
Alan Haworth ... 1982-87
Neil Sheehy ... 1988-91
Reggie Savage ... 1992-93
Keith Acton ... 1993
Jeff Nelson ... 1995
Steve Poapst ... 1996
Dmitri Mironov ... 1998-01
Boyd Gordon ... 2003-11
Jeff Halpern ... 2011-12
Joey Crabb ... 2013

16
Mike Marson ... 1974-79
Michel Bergeron ... 1978-79
Doug Patey ... 1978-79
Bengt Gustafsson ... 1981-86
Bengt Gustafsson ... 1987-89
Alan May ... 1989-94
Stefan Ustorf ... 1995-96
Kris Beech ... 2000
Trevor Linden ... 2001
A. Salomonsson ... 2002-03
Brian Sutherby ... 2003-07
Eric Fehr ... 2008-15

17
Rod Seiling ... 1974
Willy Brossart ... 1974-75
John Paddock ... 1975
Jean Lemieux ... 1975-77
Tom Rowe ... 1977-80
Tim Coulis ... 1979-80
Wes Jarvis ... 1980-81
Timo Blomqvist ... 1981-85
John Blum ... 1986-87
Mike Ridley ... 1987-94
Sergei Gonchar ... 1995
Chris Simon ... 1996-02
John Gruden ... 2003-04
Chris Clark ... 2005-10
D.J. King ... 2010-12
Wojtek Wolski ... 2012-13
Dustin Penner ... 2013-14
Aaron Volpatti ... 2014-15

18
Bill Riley ... 1974-75
Ron Jones ... 1974-75
Rick Bragnolo ... 1975-77
Eddy Godin ... 1977-79
Greg Polis ... 1978-80
Harvie Pocza ... 1979-80
Glen Currie ... 1979-80
Tim Tookey ... 1980-81
Roland Stoltz ... 1981-82
Lou Franceschetti ... 1981-82
Craig Laughlin ... 1982-88
Doug Wickenheiser ... 1989-90
Steve Maltais ... 1990-91
Randy Burridge ... 1991-95
Andrew Brunette ... 1995-98
Trevor Halverson ... 1998-99
Matt Pettinger ... 2001-08
Eric Belanger ... 2009-10
Marco Sturm ... 2011
Chandler Stephenson ... 2015-19

19
Pete Laframboise ... 1974-75
Jack Lynch ... 1975
Bob Gryp ... 1975-76
Steve Self ... 1976-77
Bryan Watson ... 1976-79
Chuck Arnason ... 1978-79
Paul MacKinnon ... 1979-82
Ken Houston ... 1982-83
Peter Andersson ... 1983-86
Greg Smith ... 1986-88
John Druce ... 1988-92
Pat Elynuik ... 1992-93
Enrico Ciccone ... 1993-94
Brendan Witt ... 1995-06
Nicklas Backstrom ... 2007-19

20
Bill Lesuk ... 1974-75
Tony White ... 1975-78
Mark Lofthouse ... 1978-79
Tim Coulis ... 1979-80
Claude Noel ... 1979-80
Mike Kaszycki ... 1979-80
Gary Rissling ... 1979-80
Greg Theberge ... 1981-84
Gary McAdam ... 1983-84
Gary Sampson ... 1983-86
Michal Pivonka ... 1986-99
Glen Metropolit ... 1999-02
Robert Lang ... 2002-04
Petr Sykora ... 2005-06
Rico Fata ... 2005-06
Keith Aucoin ... 2008-11
Troy Brouwer ... 2011-15
Ryan Stanton ... 2015-16
Lars Eller ... 2016-19

All-Time Sweater Numbers

21
Steve Atkinson ... 1974-75
Mike Lampman ... 1975-77
Dave Forbes ... 1977-78
Dennis Maruk ... 1978-83
Andre Hidi ... 1983-85
Mark Taylor ... 1985-86
Daryl Evans ... 1985-86
Grant Martin ... 1985-86
Michal Pivonka ... 1987-88
Steve Leach ... 1986-91
Todd Krygier ... 1991-94
Todd Krygier ... 1996-97
Jeff Toms ... 1997-00
James Black ... 2000-01
Glen Metropolit ... 2002-03
Brooks Laich ... 2004-16

22
Lew Morrison ... 1974
Ron Lalonde ... 1974-79
Dennis Hextall ... 1979-80
Brent Tremblay ... 1979-80
Jean Pronovost ... 1980-82
Todd Bidner ... 1981-82
Torrie Robertson ... 1982-83
Paul MacKinnon ... 1982-83
Greg Adams ... 1983-88
Shawn Cronin ... 1988
Dino Ciccarelli ... 1988-92
Steve Konowalchuk ... 1992-03
Boyd Kane ... 2005-06
Rico Fata ... 2006-07
Mike Knuble ... 2009-12
Curtis Glencross ... 2014-15
Kevin Shattenkirk ... 2016-17
Madison Bowey ... 2017-19

23
Mike Bloom ... 1974-75
Blair Stewart ... 1975-78
Doug Patey ... 1977-78
Gary Rissling ... 1978-79
Claude Noel ... 1979-80
Wes Jarvis ... 1979-80
Dennis Ververgaert ... 1980-81
Todd Bidner ... 1981-82
Jim McGeough ... 1981
Bobby Gould ... 1981-89
Rob Murray ... 1989-90
Paul MacDermid ... 1992-93
Kevin Kaminski ... 1993-97
Brian Bellows ... 1998-99
Miika Elomo ... 1999-00
Trent Whitfield ... 2000-01
Ivan Ciernik ... 2002
Trent Whitfield ... 2002-04
Ivan Majesky ... 2005-06
Milan Jurcina ... 2006-10
Scott Hannan ... 2010-11
Keith Aucoin ... 2011-12
Tyson Strachan ... 2013-14
Chris Conner ... 2014-15
Zach Sill ... 2015-16
Dmitrij Jaskin ... 2018-19

24
Paul Nicholson ... 1974-76
Larry Fullan ... 1974-75
Brian Kinsella ... 1975-76
Larry Bolonchuk ... 1975-76
Ron Jones ... 1975-76
Brian Stapleton ... 1975-76
Alex Forsyth ... 1976-77
Tom Rowe ... 1976-77
Robert Picard ... 1977-80
Bob Kelly ... 1980-82
Howard Walker ... 1981-82
Tom Rowe ... 1981-82
Eric Calder ... 1982-83
Bryan Erickson ... 1983-85
Daryl Evans ... 1985-86
Jeff Greenlaw ... 1986-88
Jeff Greenlaw ... 1991-92
Mark Tinordi ... 1995-99
Rob Zettler ... 1999-02
Brian Willsie ... 2003-06
Kris Beech ... 2006-07
Matt Cooke ... 2007-08
Scott Walker ... 2009-10
Brian Willsie ... 2011
Aaron Volpatti ... 2012-14
Riley Barber ... 2016-17

25
Jim Hrycuik ... 1974-75
Gord Lane ... 1975-76
Bob Sirois ... 1975-80
Torrie Robertson ... 1980-81
Tony Cassolato ... 1980-81
Terry Murray ... 1981-82
Doug Jarvis ... 1982-85
Grant Martin ... 1985-87
Bob Crawford ... 1986-87
Lou Franceschetti ... 1987-89
Robin Bawa ... 1989
Peter Zezel ... 1990-91
John Kordic ... 1991
Shawn Chambers ... 1991-92
Jason Woolley ... 1992-94
Rob Pearson ... 1995
Brad Church ... 1997-98
Barrie Moore ... 1999-00
Terry Yake ... 2000-01
Mike Grier ... 2002-04
Andrew Cassels ... 2005-06
David Steckel ... 2006-07
Viktor Kozlov ... 2007-09
Jason Chimera ... 2009-16
Devante Smith-Pelly ... 2017-19

26
Andre Peloffy ... 1974-75
Tony White ... 1974-75
Nelson Pyatt ... 1974-76
Bill Collins ... 1976-78
Bob Girard ... 1978-80
Steve Clippingdale ... 1979-80
Pierre Bouchard ... 1980-82
Jay Johnston ... 1981-82
Eric Calder ... 1981-82
Milan Novy ... 1982-83
Dave Shand ... 1983-85
Yvon Corriveau ... 1986-89
Steve Maltais ... 1990
Mike Lalor ... 1990-92
Keith Jones ... 1992-95
Denis Chasse ... 1996
Stewart Malgunas ... 1996
Keith Jones ... 1996
Ryan Mulhern ... 1997
Matt Herr ... 1998-01
Shaone Morrisonn ... 2004-10
Matt Hendricks ... 2010-13
Daniel Winnik ... 2015-17
Nic Dowd ... 2018-19

27
Bruce Cowick ... 1974-75
Harvey Bennett ... 1975-77
Paul Nicholson ... 1976-77
Mark Lofthouse ... 1977-78
Nelson Burton ... 1977-78
Rick Bragnolo ... 1977-78
Paul Mulvey ... 1978-81
Orest Kindrachuk ... 1981-82
Harvie Pocza ... 1981-82
Dave Christian ... 1983-89
Bob Joyce ... 1989-91
Mark Hunter ... 1992
Craig Berube ... 1993-99
Terry Yake ... 2000
Craig Berube ... 2000-01
Chris Ferraro ... 2001
Ivan Ciernik ... 2002-03
Craig Johnson ... 2004
Ben Clymer ... 2005-07
Karl Alzner ... 2008-17

28
Gord Lane ... 1976-79
Glen Currie ... 1979-82
Chris Valentine ... 1981-84
Dean Evason ... 1984-85
Mark Taylor ... 1985-86
Gary Sampson ... 1986-87
Paul Cavallini ... 1987
Grant Ledyard ... 1988
Chris Felix ... 1988-90
Brad Schlegel ... 1992
John Slaney ... 1993-95
Eric Charron ... 1996
Jan Benda ... 1997
Jeff Brown ... 1998
James Black ... 1998-00
Matt Pettinger ... 2000-01
Jason Marshall ... 2001
Peter Ferraro ... 2001
Alexander Semin ... 2003-04
Kris Beech ... 2005-06
Alexander Semin ... 2006-12
Paul Carey ... 2015-17
Jakub Jerabek ... 2017-18

29
Peter Scamurra ... 1976-77
Doug Gibson ... 1977-78
Pierre Bouchard ... 1978-80
Mike Palmateer ... 1980-82
Ted Bulley ... 1982-83
Dean Evason ... 1983-85
Kevin Hatcher ... 1984-85
Steve Leach ... 1986
Ed Kastelic ... 1985-88
Jim Thomson ... 1988-89
Scot Kleinedorst ... 1989-90
Mark Ferner ... 1990
Dimitri Khristich ... 1990-91
Jason Woolley ... 1992
Bob Babcock ... 1992
Joe Reekie ... 1994-02
Joel Kwiatkowski ... 2003-04
Jamie Hunt ... 2006-07
Tomas Vokoun ... 2011-12
Ryan Stoa ... 2013-14
Christian Djoos ... 2017-19

30
John Adams ... 1974-75
Ron Low ... 1974-75
Micheal Belhumeur ... 1975-76
Bernie Wolfe ... 1975-79
Dave Parro ... 1980-84
Paul Gardner ... 1984-85
Yves Beaudoin ... 1985-86
Paul Cavallini ... 1987
Clint Malarchuk ... 1987-89
Jim Carey ... 1995-97
Bill Ranford ... 1997-98
Corey Hirsch ... 2001
Frederic Cassivi ... 2005-06
Michal Neuvirth ... 2008-14

31
Michel Belhumeur ... 1974-75
Roger Crozier ... 1976-77
Jim Bedard ... 1977-78
Gary Inness ... 1978-81
Archie Henderson ... 1980-81
Bob Mason ... 1983-87
Alain Raymond ... 1987
Bob Mason ... 1989-90
Olie Kolzig ... 1993
Rick Tabaracci ... 1993-95
Rick Tabaracci ... 1998-99
Corey HIrsch ... 2001
Matt Yeats ... 2003-04
Philipp Grubauer ... 2012-18

32
John Adams ... 1974-75
Torrie Robertson ... 1981-83
Lou Franceschetti ... 1983-87
*Dale Hunter ... 1987-99
*No. retired March 11, 2000

33
John Blum ... 1986-87
Grant Jennings ... 1988
Don Beaupre ... 1989-94
Anson Carter ... 1996-97
Steve Poapst ... 1998-99
Jim McKenzie ... 2000
Benoit Hogue ... 2002
Maxime Ouellet ... 2003-05
Alexandre Giroux ... 2008-10

34
Jim McGeough ... 1981-82
Mikko Leinonen ... 1984-85
Jim McGeough ... 1984-85
Bill Houlder ... 1987-88
Mike Richard ... 1990
Al Iafrate ... 1991-94
Martin Gendron ... 1995-96
Jaroslav Svejkovsky ... 1996-00
Jakub Cutta ... 2000-02
Jean-Luc Grand-Pierre ... 2004
Mathieu Biron ... 2005-06
Boyd Kane ... 2009-10
Alexander Urbom ... 2013-14
Jonas Siegenthaler ... 2018-19

35
Michel Belhumeur ... 1975-76
Rollie Boutin ... 1978-79
Wayne Stephenson ... 1979-81
Al Jensen ... 1981-87
Don Beaupre ... 1988-89
Olaf Kolzig ... 1989
Jim Hrivnak ... 1989-90
Byron Dafoe ... 1992-95
S. Charpentier ... 2002-04
Frederic Cassivi ... 2006-07
Justin Peters ... 2014-15

36
Jim Mathieson ... 1990
Kent Paynter ... 1990
Alfie Turcotte ... 1990-91
Mark Ferner ... 1991
Shawn Anderson ... 1992-94
Mike Eagles ... 1995-00
Colin Forbes ... 2002-03
J-F Fortin ... 2002-03
Jakub Cutta ... 2004
Colin Forbes ... 2005-06
Tomas Kundratek ... 2011-13

37
Jim Thomson ... 1986-87
Brian Tutt ... 1989
John Purves ... 1990
Ken Lovsin ... 1990
Alfie Turcotte ... 1991
Kent Paynter ... 1991
Olie Kolzig ... 1993-08

38
Yves Beaudoin ... 1986-87
Dennis Smith ... 1989-90
Alain Cote ... 1990
Bob Babcock ... 1990
Reggie Savage ... 1991
Brian Curran ... 1993-94
Nolan Baumgartner ... 1995-96
Nolan Baumgartner ... 1998-00
Jan Bulis ... 2000-01
Todd Rohloff ... 2001-04
Jakub Klepis ... 2005-07
Cristobal Huet ... 2008
Graham Mink ... 2008
Jack Hillen ... 2012-15

All-Time Sweater Numbers

39
Robbie Moore 1982-83
Kent Carlson 1988
Alain Cote 1990
Alfie Turcotte 1990
Tyler Larter 1990
Jim Hrivnak 1990-93
Enrico Ciccone 1993
Enrico Ciccone 1998-99
Alexander Volchkov 1999-00
Patrick Boileau 2001-02
Josef Boumedienne 2003
Graham Mink 2004-06
Alexandre Giroux 2006-07
David Steckel 2007-11
Alex Chiasson 2017-18

40
Tony Cassolato 1981-82
Mark Ferner 1990
Steve Seftel 1991
Steve Konowalchuk 1992
Todd Nelson 1994
Mike Rosati 1998-99
Nolan Yonkman 2002-06
Semyon Varlamov 2008-10
Roman Hamrlik 2013

41
Jason Allison 1994-97
Patrick Boileau 1998-99
Brian Sutherby 2001
Mike Farrell 2002
Brad Norton 2004
Louis Robitaille 2005-06
Jaroslav Halak 2013-14

42
Dwayne Hay 1997
Sami Lepisto 2008-09
Joel Ward 2011-15

43
David Harlock 1998
Tomas Fleischmann 2005-08
Bryan Helmer 2008-09
Tom Wilson 2013-19

44
Igor Ulanov 1995
Richard Zednik 1996-01
Steve Eminger ..... 2002, '05-08
Staffan Kronwall 2009
Jason Arnott 2011
Roman Hamrlik 2011-13
Brooks Orpik 2014-19

45
Patrick Boileau 1997
Alex Henry 2002-03
Jonas Johansson 2005-06
Cameron Schilling 2012-15

46
Brian Sutherby 2002-04
Michael Latta 2013-16

47
Michael Farrell 2001
Bryan Muir 2005-07
Karl Alzner 2008

48
Benoit Gratton 1998-99
Chris Corrinet 2001-02
Oskar Osala 2008-09
Casey Wellman 2013-14

49
Dwayne Zinger 2003
Stanislav Galiev 2014-16

50
Eric Fehr 2005-06
Joe Motzko 2007-08
Cody Eakin 2011-12

51
Stephen Peat 2001-04
Doug Doull 2005-06
Timo Helbling 2006-07

52
Mike Green 2005-15

53
Quintin Laing 2007-10
Sean Collins 2015-16

54
Jason Doig 2002-03
Joel Rechlicz 2012

55
Sergei Gonchar 1995-04
Jeff Schultz 2006-13
Aaron Ness 2015-18

56
Garrett Stroshein 2004
Chris Bourque 2007-10
Patrick Wey 2013-14

57
Dean Melanson 2001
Kyle Wilson 2009-10

58
Jean-Francois Fortin 2002-03
Connor Carrick 2013-14, 2015-16

59
Julien Brouillette 2013-14

60
Jose Theodore 2008-10

61
Steve Oleksy 2012-15

62
Sean Collins 2008-12
Carl Hagelin 2018-19

63
Owen Fussey 2003-04
Andrew Gordon 2008-11
Shane Gersich 2017-18

64
Roman Tvrdon 2004
Peter LeBlanc 2013-14

65
Andre Burakovsky 2014-19

66
Milan Novy 1982-83

67
Chris Brown 2013-16

68
Jaromir Jagr 2001-04

69
Mel Angelstad 2004

70
David Steckel 2005-06
Braden Holtby 2010-19

72
Travis Boyd 2017-19

74
Brantt Myhres 2001
John Carlson 2009-19

75
Chris Hajt 2003-04

76
Darcy Verot 2004
Garrett Mitchell 2017

77
Adam Oates 1997-02
Joe Corvo 2009-10
T.J. Oshie 2015-19

78
Tyler Lewington 2018-19

79
Nathan Walker 2017-19

81
Dmitry Orlov 2011-14

82
Zach Sanford 2016-17

83
Jay Beagle 2009-18

84
Mikhail Grabovski 2013-14

85
Mathieu Perreault 2009-13

87
Donald Brashear 2006-09
Liam O'Brien 2014-18

88
Nate Schmidt 2013-17

89
Tyler Sloan 2008-11

90
Joe Juneau 1994-99
Marcus Johansson 2010-17

91
Sergei Fedorov 2008-09
Tyler Graovac 2017-18

92
Rick Tocchet 1997
Michael Nylander ..... 2002-04, '07-09
Evgeny Kuznetsov 2013-19

94
Sergei Berezin 2003
Nicolas Deschamps 2013-14

96
Phil Housley 1996-98

Capitals forward T.J. Oshie is the third player in franchise history to wear number 77.

Retired Numbers

7 YVON LABRE

Retired Nov. 7, 1981

Yvon Labre's contributions to the success of the Washington Capitals extended well beyond the boundaries of the rink. A member of the inaugural 1974-75 Capitals, Labre was a rugged defenseman whose solid, physical play paced the early expansion team. Labre is notably remembered for scoring the Capitals' first goal at the Capital Centre Oct. 15, 1974, against Los Angeles. He finished fourth in team scoring during Washington's first season and recorded more than 20 assists in a season twice in his career. From 1976-78 Labre wore the "C" on his sweater, utilizing his leadership qualities to the fullest extent.

After retiring in 1981 Labre became an assistant coach before stepping into the role of color commentator for the team's broadcasts. In 1983 Labre became the Capitals' director of community relations and continued in that position until the start of the 1996-97 season, when he began a four-year stint as director of special programs.

From the moment he took to the ice in a Capitals uniform to his commitment in community programs and youth hockey, no one served as a better ambassador for hockey in the Washington area than Labre.

5 ROD LANGWAY

Retired Nov. 26, 1997

Known to many Capitals fans as the "Secretary of Defense," Rod Langway anchored the Washington defense for 11 seasons and more than 700 games. Dealt by Montreal to Washington in one of the biggest trades in franchise history, Langway brought instant respectability to the Capitals' squad. His arrival and dominating physical presence helped lead Washington to its first postseason appearance in 1982-83.

The taste of the Stanley Cup playoffs was only a sign of things to come. The Capitals made the playoffs during every season of Langway's tenure. Recognized as the best in the business, Langway captured back-to-back Norris Trophy honors in 1982-83 and 1983-84. The team recorded more than 100 points in three consecutive seasons, including a record 107-point, 50-win year in 1985-86.

A strong leader in the locker room, Langway captained the team for more than a decade and was truly one of hockey's all-time greats, evidenced by his induction into the Hockey Hall of Fame in 2002.

32 DALE HUNTER

Retired March 11, 2000

Referred to by many as the "heart and soul" of the Washington Capitals, Dale Hunter was well respected for his dedication to the game. His 19 seasons in the NHL, 1,407 regular-season games and 186 playoff games serve as testimony to that dedication. At the time of his retirement following the 1998-99 season, only seven players in NHL history had appeared in more total games.

Hunter left the game having firmly etched his name in the Capitals' record book. In regular-season play he finished his career ranked first in penalty minutes (2,003), second in games played (872), tied for second in power-play goals (72), third in assists (375), third in points (556), tied for fifth in game-winning goals (29) and tied for eighth in goals (181). He retired leading the franchise in virtually every category: games played (100), goals (25), assists (47), points (72), power-play goals (11) and penalty minutes (372).

Perhaps Hunter summed up his contributions best at his retirement ceremony March 11, 2000, when he said, "I'm not a Wayne Gretzky. I just tried to give my all every night. That work ethic is what the Caps have always been about."



11 MIKE GARTNER

Retired Dec. 28, 2008

Mike Gartner, a member of the Hockey Hall of Fame who ranks second in Capitals history in goals (397), assists (392) and points (789), became the fourth player in Capitals history to have his number retired when the No. 11 was raised to the rafters on Dec. 28, 2008.

Gartner spent the first 10 seasons of his 19-year NHL career with the Capitals after Washington selected him in the first round, fourth overall, in the 1979 NHL Draft. He led the team in goals five times and in points four times, scoring at least 35 goals in each of his first nine years in Washington (he had 26 goals when he was traded 56 games into 1988-89, his 10th season). He left the team as its all-time leader in games played, goals, assists, points, power-play goals and game-winning goals.

Gartner was a member of the first six Capitals playoff teams, leading four of those teams in playoff scoring. He recorded 43 points (16 goals, 27 assists) in 47 playoff games for the club and at the time of his trade was Washington's all-time leading playoff scorer.

Gartner played 1,432 career games with five teams in his career, recording 708 goals (sixth in NHL history) and 627 assists for 1,335 points. Inducted in the Hockey Hall of Fame in 2001, Gartner holds the NHL record for the most 30-goal seasons (17) and shares the record for most consecutive 30-goal seasons (15). He played in seven NHL All-Star Games and three times won the NHL's fastest skater competition at the NHL All-Star Game.

Capitals Logo & Uniform History

The Capitals current look, unveiled prior to the 2007-08 season, boasts ties to the franchise's past both in color and design.

Red, white and blue brought the Capitals back to their original colors, in shades that align with those of the American flag and symbolically strengthen the Capitals' ties to their home city of Washington, D.C., the nation's capital.

Countless Capitals fans had emailed owner Ted Leonsis asking – pleading in some cases – for a return to the red, white and blue that the team wore for 20 years. Spurred on by those requests – along with similar convictions held by Leonsis, team president Dick Patrick, the rest of the ownership group and vice president and general manager George McPhee – the Capitals worked with Reebok to develop the new look.

The primary logo draws upon the team's original jerseys, but with a fresh, bold font. The letters lean forward, representing the team's commitment to innovation and forward thinking. The three stars represent Maryland, Virginia and Washington, D.C. – the three main geographic areas in the Capitals' market – and align with hockey tradition, as each game's top players are named its three stars. The letter t, like in the original uniforms, depicts a hockey stick, with a puck at the end.

The shoulder patch incorporates imagery from the Capitals' most recent uniforms, which featured an eagle and the Capitol dome. Here those Washington, D.C., icons come together in a distinctive look. The eagle's wings are raised at its sides and help form the shape of a "W," representing Washington, D.C., the world's most powerful and influential city.



UNIFORM TIMELINE

1974-75
The team wears red, white and blue uniforms during its inaugural year in the NHL.

1980-81
The "WASHINGTON" above the Capitals wordmark logo is reduced in size.

1983-84
The number of stars on the sleeves is reduced from five to four. It returns to five two years later.

June 22, 1995
The team introduces new logos and uniforms with a blue, black and bronze color scheme.

1995-96
The first year of the blue, black and bronze jerseys. The word "CAPITALS" appears below the eagle on the home and road jerseys.

1997-98
The word "CAPITALS" only appears on the road jerseys. A black third jersey is added and is worn for the first time Jan. 25, 1998. The jersey, which is worn nine times during the season, has arched letters for the nameplate.

2000-01
The black jersey replaces the road blue jersey and the team now only wears two jerseys. The nameplate letters on the black jersey are no longer arched.

2003-04
The NHL switches to wear dark jerseys at home and white jerseys on the road.

June 22, 2007
The team introduces new logos and changes its colors and uniforms back to red, white and blue.

2007-08 to present

1974-75 to 1994-95

1995-96 to 2006-07

1997-98 to 2006-07

All-Time Draft Selections

2019 (JUNE 21-22)

Rd.	No.	Player	Pos.	Team
1	25	Connor McMichael	C	London (OHL)
2	56	Brett Leason	RW	Prince Albert (WHL)
3	91	Aliaksei Protas	C	Prince Albert (WHL)
5	153	Martin Hugo Has	D	Tappara (FIN-Jr.)

2018 (JUNE 22-23)

Rd.	No.	Player	Pos.	Team
1	31	Alexander Alexeyev	D	Red Deer (WHL)
2	46	Martin Fehervary	D	Oskarshamn (SWE-Jr.)
2	47	Kody Clark	RW	Ottawa (OHL)
3	93	Riley Sutter	RW	Everett (WHL)
4	124	Mitchell Gibson	G	Lonestar (NAHL)
6	161	Alex Kannok-Leipert	D	Vancouver (WHL)
7	217	Eric Florchuk	C	Saskatoon(WHL)

2017 (JUNE 23-24)

Rd.	No.	Player	Pos.	Team
4	120	Tobias Geisser	D	Zug EV (Swiss)
5	151	Sebastian Walfridsson	D	MODO (SWE-Jr.)
6	182	Benton Maass	D	Fairbanks Ice Dogs (NAHL)
7	213	Kristian Marthinsen	RW	Almtunas (SWE-Jr.)

2016 (JUNE 24-25)

Rd.	No.	Player	Pos.	Team
1	28	Lucas Johansen	D	Kelowna (WHL)
3	87	Garrett Pilon	C	Kamloops (WHL)
4	117	Damien Riat	LW	Geneve (Swiss)
5	145	Beck Malenstyn	LW	Calgary (WHL)
5	147	Axel Jonsson-Fjallby	LW	Djurgarden Jr. (SWE-Jr.)
6	177	Chase Priskie	D	Quinnipiac (ECAC)
7	207	Dmitri Zaitsev	D	Wilkes-Barre/Scranton (NAHL)

2015 (JUNE 26-27)

Rd.	No.	Player	Pos.	Team
1	22	Ilya Samsonov	G	Magnitogorsk (RUS-Jr.)
2	57	Jonas Siegenthaler	D	Zurich (Swiss)
5	143	Connor Hobbs	D	Regina (WHL)
6	173	Colby Williams	D	Regina (WHL)

2014 (JUNE 27-28)

Rd.	No.	Player	Pos.	Team
1	13	Jakub Vrana	RW	Linkoping (SHL)
2	39	Vitek Vanecek	G	Liberec (CZREP-Jr.)
3	89	Nathan Walker	LW	Hershey (AHL)
5	134	Shane Gersich	C	USA U-18 (USHL)
6	159	Steven Spinner	RW	Eden Prarie (MSHSL)
7	194	Kevin Elgestal	RW	Frolunda (SWE-Jr.)

2013 (JUNE 30)

Rd.	No.	Player	Pos.	Team
1	23	Andre Burakovsky	LW	Malmo (Sweden-2)
2	53	Madison Bowey	D	Kelowna (WHL)
2	61	Zachary Sanford	LW	Middlesex (EJHL)
5	144	Blake Heinrich	D	Sioux City (USHL)
6	174	Brian Pinho	C	St. John's Prep (USHS)
7	204	Tyler Lewington	D	Medicine Hat (WHL)

2012 (JUNE 23-24)

Rd.	No.	Player	Pos.	Team
1	11	Filip Forsberg	C	Leksand (Sweden-2)
1	16	Thomas Wilson	RW	Plymouth (OHL)
3	77	Chandler Stephenson	F	Regina (WHL)
4	100	Thomas Di Pauli	C	USA U-18 (USHL)
4	107	Austin Wuthrich	RW	Notre Dame (NCAA)
5	137	Connor Carrick	D	USA U-18 (USHL)
6	167	Riley Barber	RW	USA U-18 (USHL)
7	195	Christian Djoos	D	Brynas Jr. (SWE-Jr.)
7	197	Jaynen Rissling	D	Calgary (WHL)
7	203	Sergey Kostenko	G	Metallurg (RUS-Jr.)

2011 (JUNE 24-25)

Rd.	No.	Player	Pos.	Team
4	117	Steffen Soberg	G	Manglerud (Norway)
5	147	Patrick Koudys	D	R.P.I. (ECAC)
6	177	Travis Boyd	C	U.S. NTDP
7	207	Garrett Haar	D	Fargo (USHL)

2010 (JUNE 25-26)

Rd.	No.	Player	Pos.	Team
1	26	Evgeny Kuznetsov	C	Chelyabinsk (KHL)
3	86	Stanislav Galiev	RW	Saint John (QMJHL)
4	112	Philipp Grubauer	G	Windsor (OHL)
5	142	Caleb Herbert	C	Bloomington-Jefferson HS (USHS)
6	176	Samuel Carrier	D	Lewiston (QMJHL)

2009 (JUNE 26-27)

Rd.	No.	Player	Pos.	Team
1	24	Marcus Johansson	C	Farjestad (Sweden)
2	55	Dmitri Orlov	D	Novokuznetsk (KHL)
3	85	Cody Eakin	C	Swift Current (WHL)
4	115	Patrick Wey	D	Waterloo (USHL)
5	145	Brett Flemming	D	Mississauga (OHL)
6	175	Garrett Mitchell	RW	Regina (WHL)
7	205	Benjamin Casavant	LW	P.E.I. (QMJHL)

2008 (JUNE 20-21)

Rd.	No.	Player	Pos.	Team
1	21	Anton Gustafsson	C	Frolunda Jr. (Sweden)
1	27	John Carlson	D	Indiana (USHL)
2	57	Eric Mestery	D	Tri-City (WHL)
2	58	Dmitry Kugryshev	RW	CSKA-2 (Russia)
4	93	Braden Holtby	G	Saskatoon (WHL)
5	144	Joel Broda	C	Moose Jaw (WHL)
6	174	Greg Burke	LW	New Hampshire (EJHL)
7	204	Stefan Della Rovere	LW	Barrie (OHL)

2007 (JUNE 22-23)

Rd.	No.	Player	Pos.	Team
1	5	Karl Alzner	D	Calgary (WHL)
2	34	Josh Godfrey	D	Sault Ste. Marie (OHL)
2	46	Theo Ruth	D	U.S. NTDP
3	84	Phil DeSimone	C	Sioux City (USHL)
4	108	Brett Bruneteau	C	Omaha (USHL)
5	125	Brett Leffler	RW	Regina (WHL)
6	154	Dan Dunn	G	Wellington (OPJHL)
6	180	Justin Taylor	C	London (OHL)
7	185	Nick Larson	C	Omaha (USHL)
7	199	Andrew Glass	LW	Nobles (USHS)

2006 (JUNE 24)

Rd.	No.	Player	Pos.	Team
1	4	Nicklas Backstrom	C	Brynas (Sweden)
1	23	Semyon Varlamov	G	Yaroslavl 2 (Russia)
2	34	Michal Neuvirth	G	Sparta Jr. (Czech)
2	35	Francois Bouchard	RW	Baie Comeau (QMJHL)
2	52	Keith Seabrook	D	Burnaby (BCHL)
4	97	Oskar Osala	LW	Mississauga (OHL)
4	122	Luke Lynes	C/LW	Brampton (OHL)
5	127	Maxime Lacroix	LW	Quebec (QMJHL)
6	157	Brent Gwidt	C	Lakeland HS (USHS)
6	177	Mathieu Perreault	C	Acadie-Bath. (QMJHL)

2005 (JULY 30-31)

Rd.	No.	Player	Pos.	Team
1	14	Sasha Pokulok	D	Cornell (ECACHL)
1	27	Joe Finley	D	Sioux Falls (USHL)
4	109	Andrew Thomas	D	Denver (WCHA)
4	118	Patrick McNeill	D	Saginaw (OHL)
5	143	Daren Machesney	G	Brampton (OHL)
6	181	Tim Kennedy	LW	Sioux City (USHL)
7	209	Viktor Dovgan	D	CSKA Jr. (Russia)

All-Time Draft Selections

2004 (JUNE 26-27)

Rd.	No.	Player	Pos.	Team
1	1	Alex Ovechkin	LW	Dynamo (Russia)
1	27	Jeff Schultz	D	Calgary (WHL)
1	29	Mike Green	D	Saskatoon (WHL)
2	33	Chris Bourque	LW	Cushing (USHE)
2	62	Michail Yunkov	C/W	Krylja (Russia)
3	66	Sami Lepisto	D	Jokerit (Finland)
3	88	Clayton Barthel	D	Seattle (WHL)
5	132	Oscar Hedman	D	Modo (Sweden)
5	138	Pasi Salonen	W	IFK Jr. (Finland)
6	166	Peter Guggisberg	W	Davos (Swiss)
7	197	Andrew Gordon	RW	Notre Dame (SJHL)
8	230	Justin Mrazek	G	Estevan (SJHL)
9	263	Travis Morin	C	Minnesota State (WCHA)

2003 (JUNE 21-22)

Rd.	No.	Player	Pos.	Team
1	18	Eric Fehr	RW	Brandon (WHL)
3	83	Stephen Werner	RW	UMass (HE)
4	109	Andreas Valdix	LW	Malmo (Sweden)
5	155	Josh Robertson	C	Proctor (USHE)
8	249	Andrew Joudrey	C	Notre Dame (SJHL)
9	279	Mark Olafson	RW	Kelowna (WHL)

2002 (JUNE 22-23)

Rd.	No.	Player	Pos.	Team
1	12	Steve Eminger	D	Kitchener (OHL)
1	13	Alexander Semin	LW	Cheljabinsk (Russia)
1	17	Boyd Gordon	RW	Red Deer (WHL)
2	59	Maxime Daigneault	G	Val d'Or (QMJHL)
3	77	Patrick Wellar	D	Portland (WHL)
3	92	Derek Krestanovich	C	Moose Jaw (WHL)
4	109	Jevon Desautels	LW	Spokane (WHL)
4	118	Petr Dvorak	C	Havirov (Czech Jr.)
5	145	Robert Gherson	G	Sarnia (OHL)
6	179	Marian Havel	C/LW	Vancouver (WHL)
7	209	Joni Lindlof	W	Tappara (Fin. Jr.)
8	242	Igor Ignatushkin	W	Elektrostal (Russia)
9	272	Patric Blomdahl	W	AIK (SJL)

2001 (JUNE 23-24)

Rd.	No.	Player	Pos.	Team
2	58	Nathan Paetsch	D	Moose Jaw (WHL)
3	90	Owen Fussey	RW	Calgary (WHL)
4	125	Jeff Lucky	RW	Spokane (WHL)
5	160	Artem Ternavsky	D	Sherbrooke (QMJHL)
6	191	Zbynek Novak	F	Slavia Jr. (Czech)
7	221	John Oduya	D	Victoriaville (QMJHL)
8	249	Matt Maglione	D	Princeton (ECAC)
8	254	Peter Polcik	LW	Nitra Jr. (Slovakia)
9	275	Robert Muller	G	Mannheim (Germany)
9	284	Viktor Hubl	LW	Slavia (Czech)

2000 (JUNE 24-25)

Rd.	No.	Player	Pos.	Team
1	26	Brian Sutherby	C	Moose Jaw (WHL)
2	43	Matt Pettinger	LW	Calgary (WHL)
2	61	Jakub Cutta	D	Swift Current (WHL)
4	121	Ryan Vanbuskirk	D	Sarnia (OHL)
5	163	Ivan Nepriayev	C	Yaroslav (Russia)
9	289	Bjorn Nord	D	Djurgardens (Sweden)

1999 (JUNE 26)

Rd.	No.	Player	Pos.	Team
1	7	Kris Beech	C	Calgary (WHL)
2	29	Michal Sivek	C	Kladno, Jr. (Czech)
2	31	Charlie Stephens	C	Prince Albert (WHL)
2	34	Ross Lupaschuk	D	Guelph (OHL)
2	37	Nolan Yonkman	D	Kelowna (WHL)
5	132	Roman Tvrdon	C	Trencin (Slovkia)
6	175	Kyle Clark	RW	Harvard (ECAC)
7	192	David Johansson	D	AIK Jr. (Sweden)
8	219	Maxim Orlov	C	CSKA Jr. (Russia)
9	249	Igor Shadilov	D	Dynamo (Russia)

1998 (JUNE 27)

Rd.	No.	Player	Pos.	Team
2	49	Jomar Cruz	G	Brandon (WHL)
3	59	Todd Hornung	C	Portland (WHL)
4	106	Krys Barch	LW	London (OHL)
4	107	Chris Corrinet	RW	Princeton (ECAC)
5	118	Mike Siklenka	D	Lloydminster (SJHL)
5	125	Erik Wendell	C	Maple Grove (HS)
7	179	Nathan Forster	D	Seattle (WHL)
7	193	Rastislav Stana	G	HC Kosice (Slovakia)
8	220	Mike Farrell	D	Providence (HE)
9	251	Blake Evans	C	Tri-City (WHL)

1997 (JUNE 21)

Rd.	No.	Player	Pos.	Team
1	9	Nicholas Boynton	D	Ottawa (OHL)
2	35	Jean-Francois Fortin	D	Sherbrooke (QMJHL)
4	89	Curtis Cruickshank	G	Kingston (OHL)
5	116	Kevin Caulfield	RW	Boston College (HE)
6	143	Henrik Petre	D	Djurgarden (Sweden)
8	200	Pierre-Luc Therrien	G	Drummondville (QMJHL)
9	226	Matt Oikawa	RW	St. Lawrence (ECAC)

1996 (JUNE 22)

Rd.	No.	Player	Pos.	Team
1	4	Alexandre Volchkov	C	Barrie (OHL)
1	17	Jaroslav Svejkovsky	RW	Tri-City (WHL)
2	43	Jan Bulis	C	Barrie (OHL)
3	58	Sergei Zimakov	D	Krylja Sovetov (Rus)
3	74	David Weninger	G	Michigan Tech (WCHA)
3	78	Shawn McNeil	C	Kamloops (WHL)
4	85	Justin Davis	RW	Kingston (OHL)
5	126	Matt Lahey	LW	Peterborough (OHL)
6	153	Andrew Van Bruggen	RW	N. Michigan (CCHA)
7	180	Michael Anderson	RW	Minnesota (WCHA)
8	206	Oleg Orekhovsky	D	Dynamo (Russia)
9	232	Chad Cavanagh	LW	London (OHL)

1995 (JUNE 28)

Rd.	No.	Player	Pos.	Team
1	17	Brad Church	LW	Prince Albert (WHL)
1	23	Miika Elomo	LW	Kiekko-67 (Finland)
2	43	Dwayne Hay	LW	Guelph (OHL)
4	93	S. Charpentier	G	Laval (QMJHL)
4	95	Joel Theriault	D	Beauport (QMJHL)
5	105	Benoit Gratton	LW	Laval (QMJHL)
5	124	Joel Cort	D	Guelph (OHL)
6	147	Frederick Jobin	D	Laval (QMJHL)
8	199	Vasili Turkovsky	D	CSKA (Russia)
9	225	Scott Swanson	D	Omaha Jr. A (USHL)

1994 (JUNE 28)

Rd.	No.	Player	Pos.	Team
1	10	Nolan Baumgartner	D	Kamloops (WHL)
1	15	Alexander Kharlamov	LW	CSKA (Russia)
2	41	Scott Cherrey	LW	North Bay (OHL)
4	93	Matthew Herr	C	Hotchkiss (HS)
5	119	Yanick Jean	D	Chicoutimi (QMJHL)
6	145	Dmitri Mekeshkin	D	Avangard Omsk (Rus.)
7	171	Daniel Reja	C	London (OHL)
8	197	Chris Patrick	LW	Kent School (HS)
9	223	John Tuohy	D	Kent School (HS)
10	249	Richard Zednik	LW	B. Bystrica (Slovakia)
11	275	Sergei Tertshyny	D	Chelyabinsk (Russia)

1993 (JUNE 26-27)

Rd.	No.	Player	Pos.	Team
1	11	Brendan Witt	D	Seattle (WHL)
1	17	Jason Allison	C	London (OHL)
3	69	Patrick Boileau	D	Laval (QMJHL)
6	147	Frank Banham	RW	Saskatoon (WHL)
7	173	Dan Henrickson	RW	St. Paul (USJHL)
7	174	Andrew Brunette	LW	Owen Sound (OHL)
8	199	Joel Poirier	LW	Sudbury (OHL)
9	225	Jason Gladney	D	Kitchner (OHL)
10	251	Mark Seliger	G	Rosenheim (Germany)
11	277	Dany Bousquet	C	Penticon (BCHL)

All-Time Draft Selections

1992 (JUNE 20)

Rd.	No.	Player	Pos.	Team
1	14	Sergei Gonchar	D	Chelyabinsk (CIS)
2	32	Jim Carey	G	Catholic Memorial (HS)
3	53	Stefan Ustorf	C	Kaufbeuren (Germany)
3	71	Martin Gendron	RW	St-Hyacinthe (QMJHL)
5	119	John Varga	LW	Tacoma (WCHL)
7	167	Mark Matier	D	Sault Ste. Marie (OHL)
8	191	Mike Mathers	LW	Kamloops (WHL)
9	215	Brian Stagg	RW	Kingston (OHL)
10	239	Gregory Callahan	D	Belmont Hill (HS)
11	263	B.J. MacPherson	LW	Oshawa (OHL)

1991 (JUNE 22)

Rd.	No.	Player	Pos.	Team
1	14	Pat Peake	C	Detroit (OHL)
1	21	Trevor Halverson	LW	North Bay (OHL)
2	25	Eric Lavigne	D	Hull (QMJHL)
2	36	Jeff Nelson	C	Prince Albert (WHL)
3	58	Steve Konowalchuk	C	Portland (WHL)
4	80	Justin Morrison	LW	Kingston (OHL)
7	146	Dave Morissette	LW	Shawinigan (QMJHL)
8	168	Rick Corriveau	D	London (OHL)
9	190	Trevor Duhaime	RW	St. Jean (QMJHL)
10	209	Rob Leask	D	Hamilton (OHL)
10	212	Carl LeBlanc	D	Granby (QMJHL)
11	234	Rob Puchniak	D	Lethbridge (WHL)
12	256	Bill Kovacs	LW	Sudbury (OHL)

1990 (JUNE 16)

Rd.	No.	Player	Pos.	Team
1	9	John Slaney	D	Cornwall (OHL)
2	30	Rod Pasma	D	Cornwall (OHL)
3	51	Chris Longo	RW	Peterborough (OHL)
4	72	Randy Pearce	LW	Kitchner (OHL)
5	93	Brian Sakic	LW	Swift Current/Tri-City (WHL)
5	94	Mark Ouimet	C	Michigan (CCHA)
6	114	Andrei Kovalev	RW	Dynamo Moscow (Rus.)
7	135	Roman Kontsek	RW	Dukla Trencin (Czech)
8	156	Peter Bondra	RW	Kosice (Czech)
8	159	Steve Martell	RW	London (OHL)
9	177	Ken Klee	D	Bowling Green (CCHA)
10	198	Michael Boback	C	Providence (HE)
11	219	Alan Brown	D	Colgate (ECAC)
12	240	Todd Hlushko	LW	London (OHL)

1989 (JUNE 17)

Rd.	No.	Player	Pos.	Team
1	19	Olie Kolzig	G	Tri-City (WHL)
2	35	Byron Dafoe	G	Portland (WHL)
3	59	Jim Mathieson	D	Regina (WHL)
4	61	Jason Woolley	D	Michigan State (CCHA)
5	82	Trent Klatt	C	Osseo (USHS)
6	145	Dave Lorentz	LW	Peterborough (OHL)
7	166	Dean Holoien	D	Saskatoon (WHL)
8	187	Victor Gervais	C	Seattle (WHL)
9	208	Jiri Vykoukal	D	DS Olomouc (Czech)
10	229	Andrei Sidorov	RW	Sokol-Kiev (Russia)
12	250	Ken House	C	Miami (CCHA)

1988 (JUNE 11)

Rd.	No.	Player	Pos.	Team
1	15	Reggie Savage	C	Victoriaville (QMJHL)
2	36	Tim Taylor	C	London (OHL)
3	41	Wade Bartley	D	Dauphin (Jr. A)
4	57	Duane Derksen	G	Winkler (Jr. A)
5	78	Rob Krauss	D	Lethbridge (WHL)
6	120	Dmitri Khristich	LW	Sokol-Kiev (Russia)
7	141	Keith Jones	RW	Niagara Falls (Jr. B)
8	144	Brad Schlegel	D	London (OHL)
9	162	Todd Hilditch	D	Penticon Tier II (Jr. B)
10	183	Petr Pavlas	D	Dukla Trencin (Czech)
11	192	Mark Sorensen	D	Michigan (CCHA)
12	204	Claudio Scremin	D	Maine (HE)
13	225	Chris Venkus	RW	Western Michigan (CCHA)
14	246	Ron Pascucci	D	Belmont Hill (HS)

1987 (JUNE 13)

Rd.	No.	Player	Pos.	Team
2	36	Jeff Ballantyne	D	Ottawa (OHL)
3	57	Steve Maltais	LW	Cornwall (OHL)
4	78	Tyler Larter	C	Sault Ste. Marie (OHL)
5	99	Pat Beauchesne	D	Moose Jaw (WHL)
6	120	Rich Defreitas	D	St. Mark's (HS)
7	141	Devon Oleniuk	D	Kamloops (WHL)
8	162	Thomas Sjogren	RW	Vastra Frolunda (Swe.)
10	204	Chris Clarke	D	Pembroke (OPJHL)
11	225	Milos Vanik	C	EHC Freiburg (Germany)
12	240	Dan Brettschneider	RW	Burnsville (HS)
12	246	Ryan Kummu	D	RPI (ECAC)

1986 (JUNE 21)

Rd.	No.	Player	Pos.	Team
1	19	Jeff Greenlaw	LW	Canadian Nat'l Team
2	40	Steve Seftel	LW	Kingston (OHL)
3	60	Shawn Simpson	G	Sault Ste. Marie (OHL)
3	61	Jim Hrivnak	G	Merrimack (NCAA)
4	82	Erin Ginnell	C	Calgary (WHL)
5	103	John Purves	RW	Hamilton (OHL)
6	124	Stefan Nilsson	C	Lulea (Sweden)
7	145	Peter Choma	RW	Belleville (OHL)
8	166	Lee Davidson	C	Penticon (Jr. A)
9	187	Tero Toivola	RW	Tappara (Finland)
10	208	Bob Babcock	D	Sault Ste. Marie (OHL)
11	229	John Schratz	D	Amherst (OPJHL)
12	250	Scott McCrory	C	Oshawa (OHL)

1985 (JUNE 15)

Rd.	No.	Player	Pos.	Team
1	19	Yvon Corriveau	LW	Toronto (OHL)
2	40	John Druce	RW	Peterborough (OHL)
3	61	Rob Murray	C	Peterborough (OHL)
4	82	Bill Houlder	D	North Bay (OHL)
4	83	Larry Shaw	D	Peterborough (OHL)
5	103	Claude Dumas	C	Granby (QMJHL)
6	124	Doug Stromback	RW	Kitchner (OHL)
7	145	Jamie Nadjiwan	LW	Sudbury (OHL)
8	166	Mark Haarmonn	D	Oshawa (OHL)
9	187	Steve Hollett	C	Sault Ste. Marie (OHL)
10	208	Dallas Eakins	D	Peterborough (OHL)
11	229	Steve Hrynewich	LW	Ottawa (OHL)
12	250	Frank DiMuzzo	LW	Belleville (OHL)

1984 (JUNE 9)

Rd.	No.	Player	Pos.	Team
1	17	Kevin Hatcher	D	North Bay (OHL)
2	34	Steve Leach	RW	Matignon (HS)
3	59	Michal Pivonka	C	Poldi Kladno (Czech)
4	80	Kris King	C	Peterborough (OHL)
6	122	Vito Cramarossa	RW	Toronto (OHL)
7	143	Timo Iljima	C	Karpat (Finland)
8	164	Frank Joo	D	Regina (WHL)
9	185	Jim Thomson	RW	Toronto (OHL)
10	205	Paul Cavallini	D	Hanry Carr (HS)
11	225	Mikhail Tatarinov	D	Sokol Kiev (USSR)
12	246	Per Schedrin	D	Brynas (Sweden)

1983 (JUNE 8)

Rd.	No.	Player	Pos.	Team
4	75	Tim Bergland	C	Lincoln (HS)
5	95	Martin Bouliane	C	Granby (QMJHL)
7	135	Dwaine Hutton	LW	Kelowna (WHL)
8	155	Marty Abrams	G	Pembroke (CJAHL)
9	175	Dave Cowan	C	Washburn (HS)
10	195	Yves Beaudoin	D	Shawinigan (QMJHL)
11	215	Alain Raymond	G	Trois-Rivieres (QMJHL)
11	216	Anders Huss	C	Brynas (Sweden)

All-Time Draft Selections

1982 (JUNE 9)

Rd.	No.	Player	Pos.	Team
1	5	Scott Stevens	D	Kitchener (OHL)
3	58	Milan Novy	C	Poldi Kladno (Czech)
5	89	Dean Evason	C	Kamloops (WHL)
6	110	Ed Kastelic	RW	London (OHL)
8	152	Wally Schreiber	RW	Regina (WHL)
9	173	Jamie Reeves	G	Saskatoon (WHL)
10	194	Juha Numi	C	Tappara (Finland)
11	215	Wayne Prestage	C	Seattle (WHL)
12	236	Jon Holden	G	Peterborough (OHL)
12	247	Marco Kallas	C	St. Louis (Jr. B)

1981 (JUNE 10)

Rd.	No.	Player	Pos.	Team
1	3	Bob Carpenter	C	St. John's (HS)
3	45	Eric Calder	D	Cornwall (QMJHL)
4	68	Tony Kellin	D	Grand Rapids (HS)
5	89	Mike Siltala	RW	Kingston (OHL)
5	91	Peter Sidorkiewicz	G	Oshawa (OHL)
6	110	Jim McGeough	C	Billings (WHL)
7	131	Risto Jalo	C	Ilves (Finland)
8	152	Gaetan Duchesne	LW	Quebec (QMJHL)
9	173	George White	LW	New Hampshire (ECAC)
10	194	Chris Valentine	RW	Sorel (QMJHL)

1980 (JUNE 11)

Rd.	No.	Player	Pos.	Team
1	5	Darren Veitch	D	Regina (WHL)
3	47	Dan Miele	RW	Providence (ECAC)
3	55	Torrie Robertson	LW	Victoria (WHL)
5	89	Timo Blomqvist	D	Jokerit (Finland)
6	110	Todd Bidner	LW	Toronto (OHA)
7	131	Frank Perkins	RW	Sudbury (OHA)
8	152	Bruce Raboin	D	Providence (ECAC)
9	173	Peter Andersson	D	Timra IK (Sweden)
10	194	Tony Camazzola	D	Brandon (WHL)

1979 (AUGUST 9)

Rd.	No.	Player	Pos.	Team
1	4	Mike Gartner	RW	Cincinnati (WHA)
2	24	Errol Rausse	LW	Seattle (WHL)
4	67	Harvie Pocza	LW	Billings (WHL)
5	88	Tim Tookey	C	Portland (WHL)
6	109	Greg Theberge	D	Peterborough (OHA)

1978 (JUNE 15)

Rd.	No.	Player	Pos.	Team
1	2	Ryan Walter	C	Seattle (WCHL)
1	18	Tim Coulis	LW	Hamilton (OHA)
2	20	Paul Mulvey	LW	Portland (WCHL)
2	23	Paul MacKinnon	D	Peterborough (OHA)
3	38	Glen Currie	C	Laval (QMJHL)
3	45	Jay Johnston	D	Hamilton (OHA)
4	55	Bengt Gustafsson	LW	Farjestads (Sweden)
5	71	Lou Franceschetti	LW	Niagara Falls (OHA)
6	88	Vince Magnan	LW	Denver (WCHA)
7	105	Mats Hallin	LW	Farjestads (Sweden)
8	122	Richard Sirois	G	Milwaukee (IHL)
9	139	Denis Pomerleau	RW	Trois-Rivieres (QMJHL)
10	156	Barry Heard	G	London (OHA)
11	172	Mark Toffolo	D	Port Huron (IHL)
12	187	Paul Hogan	LW	Regina (WCHL)
12	189	Steve Barger	LW	Boston College (ECAC)
13	202	Rod Pacholsuk	D	Michigan (CCHA)
14	213	Wes Jarvis	C	Windsor(OHA)
14	215	Ray Irwin	D	Oshawa (OHA)

1977 (JUNE 14)

Rd.	No.	Player	Pos.	Team
1	3	Robert Picard	D	Montreal (QMJHL)
2	21	Mark Lofthouse	RW	New Westminister (WCHL)
3	39	Eddy Godin	RW	Quebec (QMJHL)
4	57	Nelson Burton	LW	Quebec (QMJHL)
5	75	Denis Turcotte	C	Quebec (QMJHL)
6	93	Perry Schnarr	RW	Denver (WCHA)
7	111	Rollie Boutin	G	Lethbridge (WCHL)
8	127	Brent Tremblay	D	Trois-Rivieres (QMJHL)
9	143	Don Micheletti	LW	Minnesota (WCHA)
10	165	Archie Henderson	RW	Victoria (WCHL)

1976 (JUNE 1)

Rd.	No.	Player	Pos.	Team
1	1	Rick Green	D	London (OHA)
1	15	Greg Carroll	C	Medicine Hat (WCHL)
3	37	Tom Rowe	RW	London (OHA)
4	55	Al Glendinning	D	Calgary (WCHL)
5	73	Doug Patey	RW	Sault Ste. Marie (OHA)
6	91	Jim Bedard	G	Sudbury (OHA)
7	100	Don Wilson	D	St. Catherines (OHA)
7	109	Dale Rideout	G	Sudbury (OHA)
8	119	Al Dumba	RW	Regina (WCHL)

1975 (JUNE 3)

Rd.	No.	Player	Pos.	Team
1	18	Alex Forsyth	C	Kingston (OHA)
2	19	Peter Scamurra	D	Peterborough (OHA)
3	55	Blair MacKasey	D	Montreal (QMJHL)
4	73	Craig Crawford	LW	Toronto (OHA)
5	91	Roger Swanson	G	Flin Flon (WCHL)
6	109	Clark Jantzie	LW	U. of Alberta (CIAU)
7	127	Mike Fryia	LW	Peterborough (OHA)
8	144	Jim Ofrim	C	U. of Alberta (CIAU)
9	161	Malcolm Zinger	RW	Kamloops (WCHL)

1974 (MAY 28-30)

Rd.	No.	Player	Pos.	Team
1	1	Greg Joly	D	Regina (WCHL)
2	19	Mike Marson	LW	Sudbury (OHA)
3	37	John Paddock	RW	Brandon (WCHL)
4	55	Paul Nicholson	LW	London (OHA)
5	73	Jack Patterson	LW	Kamloops (WCHL)
6	91	Brian Kinsella	C	Oshawa (OHA)
7	109	Garth Malarchuk	G	Calgary (WCHL)
8	127	John Nazur	LW	Cornwall (QMJHL)
9	144	Kelvin Erickson	G	Calgary (WCHL)
10	161	Tony White	LW	Kitchner (OHA)
11	176	Ron Pronchuk	D	Brandon (WCHL)
12	190	Dave McKee	LW	Oshawa (OHA)
13	202	Scott Mabley	D	Sault Ste. Marie (OHA)
14	212	Bernard Plante	LW	Trois-Rivieres (QMJHL)
15	220	Jacques Chaisson	RW	Drummondville (QMJHL)
16	225	Bill Bell	LW	Regina (WCHL)
17	228	Bob Blanchet	G	Kitchner (OHA)
18	231	John Bower, Jr.	D	Downsview (OPJHL)
19	234	Yves Plouffe	D	Sorel (QMJHL)
20	237	Terry Bozack	D	Pembrooke (CJHL)
21	240	Gord Cole	LW	Brandon (WCHL)
22	242	Mike Cosentino	C	Hamilton (OHA)
23	244	John Duncan	D	Cornwall (QMJHL)
24	246	Barry Kerfoot	RW	Smith Falls (CJHL)
25	247	Ron Poole	C	Kamloops (WCHL)

1974 EXPANSION DRAFT (JUNE 12)

No.	Player	Pos.	Team Selected From
2	Ron Low	G	Toronto
4	Michel Belhumeur	G	Philadelphia
6	Dave Kryskow	LW	Chicago
8	Yvon Labre	D	Pittsburgh
10	Pete Laframboise	C	California
12	Bob Gryp	LW	Boston
14	Gord Smith	D	Los Angeles
16	Steve Atkinson	RW	Buffalo
18	Bruce Cowick	LW	Philadelphia
20	Denis Dupere	LW	Toronto
22	Joe Lundrigan	D	Toronto
24	Randy Wyrozub	C	Buffalo
26	Mike Bloom	LW	Boston
28	Gord Brooks	RW	St. Louis
30	Bob Collyard	C	St. Louis
32	Bill Mikkelson	D	NY Islanders
34	Ron Anderson	RW	Boston
36	Mike Lampman	LW	Vancouver
38	Lew Morrison	RW	Atlanta
40	Steve West	C	Minnesota
42	Larry Bolonchuk	D	Vancouver
44	Murray Anderson	D	Minnesota
46	Larry Fullan	LW	Montreal
48	Jack Egers	RW	NY Rangers

All-Time Transactions

DATE	TRANSACTION
June 12, 1974	Caps claimed **Jim Hrycuik** from Hershey (AHL) in Intra-League Draft.
June 20, 1974	Caps acquired **Doug Mohns** from Atlanta for cash.
July 22, 1974	Caps acquired **Tommy Williams** from Boston for cash.
July 28, 1974	Caps acquired **Bill Lesuk** from Los Angeles for cash.
July 29, 1974	Caps acquired **Andre Peloffy** from NY Rangers for cash.
October 1, 1974	Caps signed **Bernie Wolfe**.
October 29, 1974	Caps claimed **Rod Seiling** off waivers from NY Rangers.
November 2, 1974	Caps acquired **Willie Brossart** and **Tim Ecclestone** from Toronto for **Rod Seiling**.
November 2, 1974	Caps traded **Tim Ecclestone** to Atlanta for cash.
December 14, 1974	Caps acquired **Ron LaLonde** from Pittsburgh for **Lew Morrison**.
December 20, 1974	Caps signed **Bill Riley** to a five-game tryout contract.
January 21, 1975	Caps acquired **Ron Jones** from Pittsburgh for Pete Laframboise.
February 8, 1975	Caps acquired **Jack Lynch** from Detroit for **Dave Kryskow**.
February 10, 1975	Caps acquired **Garnet Bailey** and **Stan Gilbertson** from St. Louis for **Denis Dupere**.
February 28, 1975	Caps acquired **Nelson Pyatt** from Detroit for a 3rd round pick (**Allen Cameron**) in the 1975 Amateur Draft.
March 3, 1975	Caps traded **Bill Mikkelson** to Los Angeles for cash.
March 9, 1975	Caps acquired **Blair Stewart** from Detroit for **Mike Bloom**.
May 21, 1975	Caps released **Bruce Cowick** on waivers to St. Louis.
June 4, 1975	Caps acquired **Bill Clement, Don Maclean**, and a 1st round pick in the 1975 Amateur Draft (**Alex Forsythe**) from Philadelphia for a 1st round pick in the 1975 Amateur Draft (**Mel Bridgman**).
June 17, 1975	Caps claimed **Hartland Monahan** from NY Rangers in Intra-League Draft.
October, 1975	Caps signed **Brian Stapleton** to a three-game tryout contract.
December 15, 1975	Caps acquired **Bob Sirois** from Philadelphia for future considerations (**John Paddock**).
December 16, 1975	Caps acquired **Harvey Bennett** from Pittsburgh for **Stan Gilbertson**.
January 22, 1976	Caps acquired **Gerry Meahan, Jean Lemieux**, and Buffalo's 1st round pick in the 1976 Entry Draft (previously acquired, **Gregg Carroll**) from Atlanta for **Bill Clement**.
February 23, 1976	Caps acquired **Rich Nantais** and **Alain Langlois** from New Haven (AHL) for **Ron H. Anderson** and **Bob Gryp**.
March 1, 1976	Caps signed **Rick Bragnalo**.
September 1, 1976	Caps signed **Guy Charron**.
September 27, 1976	Caps traded **Blair MacKasey** to Toronto for cash.
October 5, 1976	Caps signed **Gord Lane**.
October 10, 1976	Caps signed **Steve Self**.
November 24, 1976	Caps traded **Harvey Bennett** to Philadelphia for cash.
November 30, 1976	Caps acquired **Bryan Watson** from Detroit for **Greg Joly**.
December 4, 1976	Caps acquired **Bill Collins** from Philadelphia for cash.
January 19, 1977	Caps signed **Bill Riley**.
February 1, 1977	Caps signed **Craig Patrick**.
March 3, 1977	Caps acquired **Roger Crozier** from Buffalo for cash.
May 29, 1977	Caps claimed **Doug Gibson** off waivers from Boston.
August 17, 1977	Caps acquired **Walt McKechnie**, a 3rd round pick in the 1978 Amateur Draft (**Jay Johnston**), and a 2nd round pick in the 1979 Amateur Draft (**Errol Rousse**) from Detroit for the rights to **Ron Low** and a 3rd round pick (**Borris Fistric**) in the 1979 Amateur Draft.
September 3, 1977	Caps signed **Gary Smith**.
October 1, 1977	Caps acquired **Don Awrey** from Pittsburgh for **Bob Paradise**.
October 17, 1977	Caps traded **Hartland Monahan** to Pittsburgh for a 1st round pick (later traded) in the 1979 Entry Draft.
December 9, 1977	Caps acquired **Bob Girard** and a 2nd round pick in the 1978 Amateur Draft (**Paul McKinnon**) from Cleveland for **Walt McKechnie**.
February 19, 1978	Caps traded **Gary Smith** to Minnesota for cash.
June 10, 1978	Caps signed **Rolf Edberg**.
June 10, 1978	Caps signed **Leif Svensson**.
September 21, 1978	Caps signed **Greg Carroll**.
October 9, 1978	Caps claimed **Pierre Bouchard** from Montreal in Waiver Draft.
October 18, 1978	Caps acquired **Dennis Maruk** from Minnesota for Pittsburgh's 1st round pick in the 1979 Entry Draft (previously acquired, **Tom McCarthy**).
October 19, 1978	Caps acquired **Michel Bergeron** from the NY Islanders for a 2nd round pick (**Tomas Jonsson**) in the 1979 Amateur Draft.
December 4, 1978	Caps signed **Gary Rissling**.
December 19, 1978	Caps signed **Gary Inness**.
January 6, 1979	Caps released **Greg Carroll** on waivers to Detroit.
January 15, 1979	Caps claimed **Greg Polis** off waivers from NY Rangers.
February 7, 1979	Caps signed **Dennis Hextall**.
March 12, 1979	Caps acquired **Chuck Arnason** from Minnesota for future considerations.
April 24, 1979	Caps traded **Chuck Arnason** to Minnesota for cash.
June 9, 1979	Caps reclaimed **Paul MacKinnon** from Winnipeg prior to Expansion Draft.
June 9, 1979	Caps claimed **Bengt Gustafsson** from Edmonton (WHL) prior to Expansion Draft.
June 11, 1979	Caps acquired **Steve Clippingdale** from Los Angeles for **Mike Marson**.
June 13, 1979	Caps lost **Doug Patey** to Edmonton in Expansion Draft.
June 13, 1979	Caps lost **Gord Smith** to Winnipeg in Expansion Draft.
June 13, 1979	Caps lost **Bill Riley** to Winnipeg in Expansion Draft.
June 13, 1979	Caps lost **Blair Stewart** to Quebec in Expansion Draft.
June 13, 1979	Caps claimed **Eddy Godin** as a fill in during Expansion Draft.
June 13, 1979	Caps claimed **Bob Girard** as a fill in during Expansion Draft
June 15, 1979	Caps acquired **Dave Parro** from Quebec for **Nelson Burton**.
August 12, 1979	Caps signed **Tony Cassolato**.
August 16, 1979	Caps acquired **Wayne Stephenson** from Philadelphia for a 3rd round pick in the 1981 Entry Draft (**Barry Tabobondung**).

All-Time Transactions

DATE	TRANSACTION
September 16, 1979	Caps signed **Antero Lehtonen**.
October 9, 1979	Caps signed **Claude Noel**.
November 9, 1979	Caps signed **Jim McTaggart**.
December 7, 1979	Caps acquired **Mike Kaszycki** from NY Islanders for **Gord Lane**.
January 17, 1980	Caps acquired **Al Hangsleben** from Hartford for **Tom Rowe**.
February 16, 1980	Caps acquired **Pat Ribble** from Toronto for **Mike Kaszycki**.
June 5, 1980	Caps signed **Howard Walker.**
June 11, 1980	Caps acquired **Mike Palmateer** and Toronto's 3rd round pick in the 1980 Entry Draft (**Torrie Robertson**) from Toronto for **Tim Coulis, Robert Picard** and a 2nd round pick in the 1980 Entry Draft (**Bob McGill**).
July 1, 1980	Caps acquired **Jean Pronovost** from Calgary for cash.
August 21, 1980	Caps acquired **Bob Kelly** from Philadelphia for a 3rd round pick in the 1982 Entry Draft (**Bill Campbell**).
October 6, 1980	Caps signed **Dennis Ververgaert**.
November 7, 1980	Caps claimed **Rick Smith** off waivers from Detroit.
December 26, 1980	Caps acquired **Dwayne Lowdermilk** from NY Islanders for future considerations.
January 2, 1981	Caps acquired a 5th round pick in the 1981 Entry Draft (**Peter Sidorkiewicz**) from Pittsburgh for **Gary Rissling**.
June 5, 1981	Caps signed **Roland Stoltz**.
July 23, 1981	Caps acquired **Al Jensen** from Detroit for **Mark Lofthouse**.
September 4, 1981	Caps signed **Orest Kindrachuk**.
September 4, 1981	Caps transferred **Paul Mulvey** to Pittsburgh as compensation for Caps' signing of **Orest Kindrachuk**.
October 5, 1981	Caps claimed **Terry Murray** off waivers from Philadelphia.
November 25, 1981	Caps acquired **Bobby Gould** and **Randy Holt** from Calgary for Pat Ribble and a 2nd round pick in the 1982 Entry Draft (**Todd Francis**).
January 31, 1982	Caps signed **Tom Rowe**.
February 1, 1982	Caps acquired **Lee Norwood** and a 6th round pick in the 1982 Entry Draft (**Mats Kihlstrom**) from Quebec for Tim Tookey and a 7th round pick in the 1982 Entry Draft (**Daniel Poudrier**).
March 9, 1982	Caps acquired **Doug Hicks** from Edmonton for **Todd Bidner**.
June 9, 1982	Caps acquired **Ken Houston** and **Pat Riggin** from Calgary for **Howard Walker, George White**, a 6th round pick in the 1982 Entry Draft (**Mats Kihlstrom**), a 3rd round pick in the 1983 Entry Draft (**Parry Berezan**), and a 2nd round pick in the 1984 Entry Draft (**Paul Ranheim**).
June 9, 1982	Caps acquired **Alan Haworth** and a 3rd round pick (**Milan Novy**) in the 1982 Entry Draft from Buffalo for a 2nd round pick (**Mike Anderson**) and a 4th round pick (**Timo Jutila**) in the 1982 Entry Draft.
August 4, 1982	Caps acquired **Robbie Moore** and a 11th round pick in the 1983 Entry Draft (**Anders Huss**) from Minnesota for **Wes Jarvis** and **Rollie Boutin**.
August 28, 1982	Caps acquired **Ted Bulley** and **Dave Hutchinson** from Chicago for a 6th round choice in the 1983 Entry Draft (**Jari Torkki**) and a 5th round pick in the 1984 Entry Draft (**Darin Sceviour**).
September 9, 1982	Caps traded **Mike Palmateer** to Toronto for cash.
September 9, 1982	Caps acquired **Rod Langway, Craig Laughlin, Doug Jarvis** and **Brian Engblom** from Montreal for **Ryan Walter** and **Rick Green**.
October 4, 1982	Caps released **Dave Hutchinson** in waiver draft to New Jersey.
April 5, 1983	Caps signed **Bryan Erickson**.
June 8, 1983	Caps acquired **Dave Christian** from Winnipeg for a 1st round pick in the 1983 Entry Draft (**Bobby Dollas**).
July 5, 1983	Caps acquired a 2nd round pick in the 1984 Entry Draft (**Stephen Leach**) from Minnesota for **Dennis Maruk**.
October 3, 1983	Caps acquired **Greg C. Adams** from Hartford for **Torrie Robertson**.
October 6, 1983	Caps acquired **Dave Shand** from Toronto for **Lee Norwood**.
October 18, 1983	Caps acquired **Larry Murphy** from Los Angeles for **Brian Engblom** and **Ken Houston**.
November 17, 1983	Caps claimed **Gary McAdam** off waivers from New Jersey.
January 18, 1984	Caps traded rights to **Gary McAdam** to New Jersey for cash.
February 21, 1984	Caps signed **Bob Mason**.
February 21, 1984	Caps signed **Gary Sampson**.
March 6, 1984	Caps acquired a 4th round pick in the 1985 Entry Draft (**Larry Shaw**) from Edmonton for **Risto Jalo**.
March 29, 1984	Caps signed **Andre Hidi**.
July 11, 1984	Caps signed **Marc Chorney**.
July 17, 1984	Caps signed **Paul Gardner**.
August 7, 1984	Caps signed **Mike McEwen**.
August 17, 1984	Caps signed **Graeme Nicolson**.
March 12, 1985	Caps acquired **Mark Taylor** from Pittsburgh for **Jim McGeough**.
March 12, 1985	Caps acquired **David Jensen** from Hartford for **Dean Evason** and **Peter Sidorkiewicz**.
June 25, 1985	Caps signed **Grant Jennings**.
August 6, 1985	Caps signed **Grant Martin**.
September 9, 1985	Caps acquired **Daryl Evans** from Los Angeles for **Glen Currie**.
October 7, 1985	Caps claimed **Dwight Schofield** in Waiver Draft from St. Louis.
October 31, 1985	Caps acquired **Bruce Shoebottom** from Los Angeles for **Bryan Erickson**.
November 14, 1985	Caps acquired **Pete Peeters** from Boston for **Pat Riggin**.
December 6, 1985	Caps acquired **Jorgen Petterson** from Hartford for **Doug Jarvis**.
March 10, 1986	Caps acquired **John Barrett** and **Greg Smith** from Detroit for **Darren Veitch**.
March 10, 1986	Caps acquired a 3rd round pick in the 1986 Entry Draft (**Shawn Simpson**) from Quebec for **Peter Andersson**.
October 6, 1986	Caps claimed **John Blum** in Waiver Draft from Boston.
October 8, 1986	Caps traded **Dwight Schofield** to Pittsburgh for cash.
January 1, 1987	Caps acquired **Bob Crawford, Kelly Miller** and **Mike Ridley** from NY Rangers for **Bob Carpenter** and a 2nd round pick in the 1989 Entry Draft (**Jason Prosofsky**).
February 14, 1987	Caps acquired **Garry Galley** from Los Angeles for **Al Jensen**.

All-Time Transactions

DATE	TRANSACTION
May 22, 1987	Caps signed **Robin Bawa**.
June 1, 1987	Caps acquired a 7th round pick in the 1988 Entry Draft (**Brad Schlegal**) from Boston for **John Blum**.
June 13, 1987	Caps acquired **Clint Malarchuk** and **Dale Hunter** from Quebec for **Gaetan Duchesne, Alan Haworth** and a 1st round pick in the 1987 Entry Draft (**Joe Sakic**).
August 27, 1987	Caps acquired **Peter Sundstrom** from NY Rangers for a 5th round pick (**Martin Bergeron**) in the 1988 Entry Draft.
October 9, 1987	Caps signed **Mike Richard**.
December 11, 1987	Caps acquired Montreal's 2nd round pick in the 1988 Entry Draft (previously acquired, **Wade Bartley**) from St. Louis for **Paul Cavallini**.
February 9, 1988	Caps acquired **Grant Ledyard** from Los Angeles for **Craig Laughlin**.
February 22, 1988	Caps traded **John Barrett** to Minnesota for future considerations.
March 1, 1988	Caps signed **Chris Felix**.
June 6, 1988	Caps signed **Shawn Cronin**.
July 6, 1988	Caps acquired **Neil Sheehy** and **Mike Millar** from Hartford for **Grant Jennings** and **Ed Kastelic**.
July 22, 1988	Caps acquired the rights to **Geoff Courtnall** from Edmonton for **Greg C. Adams**.
October 19, 1988	Caps acquired **Rob Whistle** from St. Louis for a 6th round pick in the 1989 Entry Draft (**Derek Frenette**).
November 1, 1988	Caps acquired **Don Beaupre** from Minnesota for **Claudio Scremin**.
January 23, 1989	Caps acquired **Kent Carlson** from from Winnepeg for future considerations.
February 28, 1989	Caps signed **Doug Wickenheiser**.
March 6, 1989	Caps acquired **Scot Kleinendorst** from Hartford for **Jim Thompson**.
March 7, 1989	Caps acquired **Calle Johansson** and a 2nd round pick in the 1989 Entry Draft (**Byron Dafoe**) from Buffalo for **Clint Malarchuk, Grant Ledyard** and a 6th round pick in the 1989 Entry Draft (**Brian Holzinger**).
March 7, 1989	Caps acquired **Dino Ciccarelli** and **Bob Rouse** from Minnesota for **Mike Gartner** and **Larry Murphy**.
June 1, 1989	Caps acquired **Mark Ferner** from Buffalo for **Scott McCrory**.
June 17, 1989	Caps acquired **Bob Mason** from Quebec for future considerations.
June 17, 1989	Caps acquired **Alan May** from Los Angeles for a 5th round pick in the 1989 Entry Draft (**Thomas Newman**).
June 19, 1989	Caps acquired a 10th round pick in the 1991 Entry Draft (**Rob Leask**) from New Jersey for **Peter Sundstrom**.
June 29, 1989	Caps acquired a 5th round pick in the 1990 Entry Draft (**Mark Ouimet**) from Toronto for **Lou Franschetti**.
July 25, 1989	Caps signed **Brian Tutt**.
August 21, 1989	Caps signed **Kent Paynter**.
September 28, 1989	Caps acquired **Alain G. Cote** from Boston for **Bobby Gould**.
October 2, 1989	Caps claimed **Nick Kypreos** in Waiver Draft from Philadelphia.
October 2, 1989	Caps acquired **Alfie Turcotte** from Boston for **Mike Millar**.
December 13, 1989	Caps acquired **Bob Joyce** from Boston for **Dave Christian**.
January 5, 1990	Caps acquired **John Tucker** from Buffalo for future considerations.
March 6, 1990	Caps acquired **Mike Liut** from Hartford for **Yvon Corriveau**.
June 22, 1990	Caps acquired **Marc Deschamps** from Montreal for **Alain G. Cote**.
July 3, 1990	Caps traded **John Tucker** to Buffalo for cash.
July 3, 1990	Caps signed **Ken Lovsin**.
July 13, 1990	Caps acquired **Peter Zezel** and **Mike Lalor** from St. Louis for **Geoff Courtnall**.
July 16, 1990	Caps lost restricted free agent **Scott Stevens** to St. Louis in exchange for five 1st round draft picks (1991-**Trevor Halverson**, 1992-**Sergei Gonchar**, 1993-**Brendan Witt**, 1994-traded to Toronto, **Eric Fichaud**, 1995-**Miika Elomo**).
September 30, 1990	Caps acquired **Dave Tippett** from Hartford for a 6th round pick in the 1992 Entry Draft (**Jarrett Reid**).
September 30, 1990	Caps acquired **Shawn Anderson** from Buffalo for **Bill Houlder**.
October 1, 1990	Caps released **Shawn Anderson** on waivers to Quebec.
October 3, 1990	Caps acquired **Joel Quenneville** from Hartford for cash.
January 16, 1991	Caps acquired **Al Iafrate** from Toronto for **Peter Zezel** and **Bob Rouse**.
January 24, 1991	Caps acquired **Paul Fenton** and **John Kordic** from Toronto for a 5th round pick in the 1991 Entry Draft (**Alexei Kuashov**).
January 24, 1991	Caps acquired **Ken Sabourin** from Calgary for **Paul Fenton**.
March 5, 1991	Caps acquired **Bobby Reynolds** from Toronto for **Rob Mendel**.
May 21, 1991	Caps acquired **Craig Duncanson, Brent Hughes** and **Simon Wheeldon** from Winnipeg for **Bob Joyce, Tyler Larter** and **Kent Paynter**.
May 30, 1991	Caps lost **Rob Murray** to Minnesota in Expansion Draft.
June 21, 1991	Caps acquired **Shawn Chambers** from Minnesota for **Steve Maltais** and **Trent Klatt**.
June 21, 1991	Caps acquired **Randy Burridge** from Boston for **Stephen Leach**.
June 22, 1991	Caps acquired Toronto's 2nd round pick in the 1991 Entry Draft (previously acquired, **Eric Lavigne**) from Quebec for **Mikhail Tatarinov**.
July 31, 1991	Caps traded **Robin Bawa** to Vancouver for cash.
September 8, 1991	Caps acquired **Sylvain Cote** from Hartford for a 2nd round pick in the 1992 Entry Draft (**Andrei Nikolishin**).
October 23, 1991	Caps acquired **Shawn Anderson** from Winnipeg for future considerations.
February 24, 1992	Caps acquired **John Byce** and **Dennis Smith** from Boston for **Brent Hughes** and future considerations.
February 27, 1992	Caps traded **Mark Ferner** to Toronto for future considerations.
March 2, 1992	Caps acquired **Paul MacDermid** from Winnipeg for **Mike Lalor**.
June 15, 1992	Caps acquired **Mark Hunter** and future considerations (**Yvon Corriveau**) from Hartford for **Nick Kypreos**.
June 16, 1992	Caps signed **Steve Weeks**.
June 18, 1992	Caps lost **Shawn Chambers** to Tampa Bay in Expansion Draft.
June 18, 1992	Caps lost **Tim Bergland** to Tampa Bay in Expansion Draft
June 20, 1992	Caps acquired **Kevin Miller** from Detroit for **Dino Ciccarelli**.
June 30, 1992	Caps signed **Bob Carpenter**.
August 13, 1992	Caps traded **Steve Weeks** to Ottawa for future considerations.
October 1, 1992	Caps acquired **Pat Elynuik** from Winnipeg for **John Druce** and Toronto's 4th round pick in the 1993 Entry Draft (previously acquired).
October 4, 1992	Caps released **Yvon Corriveau** on waivers to San Jose.
November 2, 1992	Caps acquired **Paul Cavallini** from St. Louis for **Kevin Miller**.
December 16, 1992	Caps traded **Ken Sabourin** to Calgary for future considerations.

All-Time Transactions

DATE	TRANSACTION
January 23, 1993	Caps acquired **Eric Murano** from Vancouver for Tim Taylor.
March 22, 1993	Caps acquired **Rick Tabaracci** from Winnipeg for **Jim Hrivnak** and a 2nd round pick in the 1993 Entry Draft (**Alexei Budayev**).
June 15, 1993	Caps acquired **Kevin Kaminski** from Quebec for **Mark Matier**.
June 20, 1993	Caps acquired **Mike Hough** from Quebec for **Reggie Savage** and **Paul MacDermid**.
June 20, 1993	Caps traded **Paul Cavallini** to Dallas for future considerations (**Enrico Ciccone**, June 25, 1993).
June 24, 1993	Caps lost **Mike Hough** to Florida in Expansion Draft.
June 26, 1993	Caps acquired **Craig Berube** from Calgary for a 5th round pick in the 1993 Entry Draft (**Darryl Lafrance**).
June 26, 1993	Caps acquired a 7th round pick in the 1993 Entry Draft (**Andrew Brunette**) from Calgary for **Brad Schlegel**.
July 27, 1993	Caps signed **Keith Acton**.
August 3, 1993	Caps signed **Dave Poulin**.
August 5, 1993	Caps signed **Todd Nelson**.
October 21, 1993	Caps signed **Brian Curran**.
October 22, 1993	Caps traded **Pat Elynuik** to Tampa Bay for future considerations.
October 22, 1993	Caps released **Keith Acton** on waivers to the NY Islanders.
March 19, 1994	Caps claimed **Tim Bergland** off waivers from Tampa Bay.
March 21, 1994	Caps acquired **Jim Johnson** from Dallas for Alan May and a 7th round pick in the 1995 Entry Draft (**Jeff Dewar**).
March 21, 1994	Caps acquired **Joe Reekie** from Tampa Bay for **Enrico Ciccone**, a 3rd round pick in the 1994 Entry Draft (later traded to Anaheim, **Craig Reichert**) and future considerations.
March 21, 1994	Caps acquired **Joe Juneau** from Boston for **Al Iafrate**.
June 28, 1994	Caps acquired **Rob Pearson** and Philadelphia's 1st round pick (previously acquired, **Nolan Baumgartner**) in the 1994 Entry Draft from Toronto for **Mike Ridley** and St. Louis' 1st round pick in the 1994 Entry Draft (previously acquired, **Eric Fichaud**).
January 18, 1995	Caps acquired a 5th round pick (**Benoit Gratton**) in the 1995 Entry Draft from Ottawa for **Don Beaupre**.
January 18, 1995	Caps acquired **Mark Tinordi** and **Rick Mrozik** from Dallas for **Kevin Hatcher**.
February 4, 1995	Caps signed **Steve Poapst**.
February 10, 1995	Caps acquired **Warren Rychel** from Los Angeles for **Randy Burridge**.
February 10, 1995	Caps acquired a 4th round pick in the 1995 Entry Draft (**Sebastien Charpentier**) from Toronto for **Warren Rychel**.
April 7, 1995	Caps acquired a 5th round pick in the 1995 Entry Draft (**Joel Cort**) from Calgary for **Rick Tabaracci**.
April 7, 1995	Caps acquired **Mike Eagles** and **Igor Ulanov** from Winnipeg for 3rd (later traded to Dallas, **Sergei Gusev**) and 5th round picks (**Brian Elder**) in the 1995 Entry Draft.
July 8, 1995	Caps acquired a 1st round pick (**Alexander Volchkov**) and a 4th round pick (**Justin Davis**) in the 1996 Entry Draft from Los Angeles for **Dmitri Khristich** and **Byron Dafoe**.
July 12, 1995	Caps acquired Philadelphia's 3rd round pick in the 1996 Entry Draft (previously acquired, **Shawn McNeil**) from Colorado for **John Slaney**.
July 14, 1995	Caps acquired **Mike Torchia** from Dallas for cash.
September 8, 1995	Caps signed **Frank Bialowas**.
September 25, 1995	Caps signed **Ron Tugnutt**.
October 17, 1995	Caps acquired a 3rd round pick in the 1996 Entry Draft (**Dave Weninger**) from Chicago for **Igor Ulanov**.
November 16, 1995	Caps acquired **Eric Charron** from Tampa Bay for a 7th round pick in the 1997 Entry Draft (**Eoro Somervuori**).
January 29, 1996	Caps acquired **Denis Chasse** from St. Louis for **Rob Pearson**.
February 15, 1996	Caps acquired **Stewart Malgunas** from Winnipeg for **Denis Chasse**.
March 8, 1996	Caps acquired **Todd Krygier** from Anaheim for **Mike Torchia**.
May 21, 1996	Caps acquired **Michel Picard** from Ottawa for cash.
July 12, 1996	Caps signed **Daniel Laperriere**.
July 18, 1996	Caps traded **Frank Bialowas** to Philadelphia for future considerations.
July 22, 1996	Caps signed **Phil Housley**.
August 27, 1996	Caps signed **Robb Stauber**.
November 2, 1996	Caps acquired **Curtis Leschyshyn** and **Chris Simon** from Colorado for **Keith Jones** and a 1st round pick in the 1998 Entry Draft (**Scott Parker**).
November 9, 1996	Caps acquired **Andrei Nikolishin** from Hartford for **Curtis Leschyshyn**.
March 1, 1997	Caps acquired **Bill Ranford, Adam Oates** and **Rick Tocchet** from Boston for **Jason Allison, Jim Carey, Anson Carter** and a 3rd round pick in the 1997 Entry Draft (**Lee Goren**).
March 17, 1997	Caps signed **Ryan Mulhern**.
August 20, 1997	Caps signed **Mike O'Neill**.
August 20, 1997	Caps signed **Mark Major**.
September 4, 1997	Caps acquired a 7th round pick in the 1998 Entry Draft (**Nathan Forster**) from Calgary for **Eric Charron**.
October 1, 1997	Caps signed **Jan Benda**.
October 10, 1997	Caps acquired a 5th round pick in the 1998 Entry Draft (**Erik Wendell**) from Chicago for **Martin Gendron** and a 6th round pick in the 1998 Entry Draft (**Jonathan Pelletier**).
August 20, 1997	Caps signed **Stephane Beauregard**.
November 19, 1997	Caps claimed **Jeff Toms** off waivers from Tampa Bay.
March 9, 1998	Caps acquired **Esa Tikkanen** from Florida for **Dwayne Hay** and future considerations.
March 21, 1998	Caps signed **Brian Bellows**.
March 24, 1998	Caps acquired **Jeff Brown** from Toronto for **Sylvain Cote**.
June 18, 1998	Caps acquired a 3rd round pick in the 1998 Entry Draft (**Todd Hornung**) and a 2nd round pick in the 1999 Entry Draft from Tampa Bay for **Bill Ranford**.
June 26, 1998	Caps lost **Andrew Brunette** to Nashville in Expansion Draft.
July 14, 1998	Caps signed **Dmitri Mironov**.
July 21, 1998	Caps released **Phil Housley** on waivers to Calgary.
October 15, 1998	Caps acquired **James Black** from Chicago for a conditional pick (later re-acquired) in the 1999 Entry Draft.
October 16, 1998	Caps acquired **Tom Chorske** and an 8th round pick (**Maxim Orlov**) in the 1999 Entry Draft from NY Islanders for a 6th round pick (**Bjorn Melin**) in the 1999 Entry Draft.
December 28, 1998	Caps acquired **Enrico Ciccone** from Tampa Bay for cash.
February 3, 1999	Caps acquired **Barrie Moore** from Edmonton for **Brad Church**.
March 18, 1999	Caps traded **Brad Shaw** and a pick in the 1999 Entry Draft to St. Louis for a pick in the 1999 Entry Draft.

All-Time Transactions

DATE	TRANSACTION
March 22, 1999	Caps acquired a 7th round pick and a 9th round pick in the 1999 Entry Draft from Calgary for **Tom Chorske**.
March 22, 1999	Caps acquired **Alexei Tezikov** and future considerations from Buffalo for **Joe Juneau** and a 3rd round pick in the 1999 Entry Draft (**Tim Preston**).
March 23, 1999	Caps traded **Dale Hunter** to Colorado for an optional pick in the 1999 or 2000 Entry Draft.
March 23, 1999	Caps traded **Craig Berube** to Philadelphia for cash.
March 30, 1999	Caps signed **Jeff Halpern**.
June 21, 1999	Caps acquired **Jeff Nelson** from Nashville for future considerations.
June 25, 1999	Caps lost **Mark Tinordi** to Atlanta in Expansion Draft.
July 16, 1999	Caps acquired **Craig Billington** from Colorado for future considerations.
July 20, 1999	Caps signed **Glen Metropolit**.
July 21, 1999	Caps signed **Ulf Dahlen**.
July 27, 1999	Caps signed **Joe Sacco**.
August 9, 1999	Caps signed **Jamie Huscroft**.
August 18, 1999	Caps acquired **Steve Shirreffs** from Calgary for **Benoit Gratton**.
September 27, 1999	Caps claimed **Ken Sutton** in Waiver Draft from New Jersey.
October 5, 1999	Caps traded **Ken Sutton** to New Jersey for future considerations.
January 17, 2000	Caps acquired a 7th round pick in the 2000 Entry Draft (later traded to Los Angeles, **Evgeny Federov** and a 3rd round pick in the 2001 Entry Draft (later traded to Toronto, **Brendan Bell**) from Tampa Bay for **Jaroslav Svejkovsky**.
January 18, 2000	Caps claimed **Terry Yake** off waivers from St. Louis.
January 20, 2000	Caps claimed **Jim McKenzie** off waivers from Anaheim.
February 3, 2000	Caps traded **Stewart Malgunas** to Nashville for future considerations.
February 4, 2000	Caps traded **Alexandre Volchkov** to Edmonton for future considerations.
February 10, 2000	Caps claimed **Joe Murphy** off waivers from Boston.
June 2, 2000	Caps acquired **Stephen Peat** from Anaheim for a 4th round pick in the 2000 Entry Draft (**Jonas Ronnqvist**).
June 23, 2000	Caps lost **Barrie Moore** to Columbus in Expansion Draft.
June 23, 2000	Caps lost **Oleg Orekhovsky** to Minnesota in Expansion Draft.
June 24, 2000	Caps acquired a 2nd round pick in the 2000 Entry Draft (**Matt Pettinger**) from Calgary for **Miika Elomo**.
July 6, 2000	Caps signed **Sylvain Cote**.
July 7, 2000	Caps signed **Craig Berube**.
July 21, 2000	Caps acquired **Remi Royer** from Chicago for **Nolan Baumgartner**.
July 21, 2000	Caps signed **Todd Rohloff**.
November 1, 2000	Caps signed **Corey Hirsch**.
November 29, 2000	Caps acquired **Derek Bekar** from St. Louis for **Mike Peluso**.
December 11, 2000	Caps acquired **Dmitri Khristich** from Toronto for a 3rd round pick in the 2001 Entry Draft (**Brendan Bell**).
January 11, 2001	Caps traded **Craig Berube** to NY Islanders for a 9th round pick in the 2001 Entry Draft (**Robert Muller**).
February 1, 2001	Caps acquired **Brantt Myhres** from Nashville for future considerations.
March 3, 2001	Caps acquired **David Emma** from Florida for **Remi Royer**.
March 13, 2001	Caps acquired **Trevor Linden, Dainius Zubrus** and a 2nd round pick in the 2001 Entry Draft (later traded to Tampa Bay, **Andreas Holmqvist**) from Montreal for **Jan Bulis, Richard Zednik** and a 1st round pick in the 2001 Entry Draft (**Alexander Perezhogin**).
March 13, 2001	Caps acquired **Jason Marshall** from Anaheim for **Alexei Tezikov** and a 4th round pick in the 2001 Entry Draft (**Brandon Rogers**).
March 13, 2001	Caps acquired **Dean Melanson** from Philadelphia for **Matt Herr**.
May 3, 2001	Caps signed **Martin Hlinka**.
July 11, 2001	Caps acquired **Jaromir Jagr** and **Frantisek Kucera** from Pittsburgh for **Kris Beech, Ross Lupaschuk, Michal Sivek** and future considerations.
August 1, 2001	Caps signed **Peter Ferraro**.
August 22, 2001	Caps acquired **Chris Ferraro** from New Jersey for future considerations.
October 20, 2001	Caps claimed **Glen Metropolit** off waivers from Tampa Bay.
November 10, 2001	Caps acquired a 1st round choice in the 2002 draft and a 3rd round choice in 2003 from Vancouver for **Trevor Linden** and a 2nd round choice in either 2002 or 2003.
January 8, 2002	Caps signed **Colin Forbes**.
January 17, 2002	Caps acquired a 4th round choice in the 2002 draft from Chicago for **Joe Reekie**.
January 29, 2002	Caps claimed **Ivan Ciernik** off waivers from Ottawa.
February 1, 2002	Caps claimed **Trent Whitfield** off waivers from NY Rangers.
March 19, 2002	Caps claimed **Benoit Hogue** off waivers from Boston.
March 19, 2002	Caps acquire **Maxime Ouellet** and 1st, 2nd and 3rd round choices in the 2002 draft from Philadelphia for **Adam Oates**.
July 1, 2002	Caps signed **Robert Lang**.
July 9, 2002	Caps signed **Kip Miller** and **Dwayne Zinger**.
September 13, 2002	Caps signed **Jason Doig**.
October 2, 2002	Caps claimed **Alex Henry** off waivers from Edmonton.
October 15, 2002	Caps claimed **Andreas Salomonsson** off waivers from New Jersey.
November 1, 2002	Caps acquired **Michael Nylander** and a 3rd round choice in 2003 for **Andrei Nikolishin** and **Chris Simon**.
December 16, 2002	Caps acquired **Josef Boumedienne** from Ottawa in exchange for **Dean Melanson**.
January 15, 2003	Caps claimed **Josh Green** of waivers from the NY Rangers.
January 15, 2003	Caps acquired **Joel Kwiatkowski** from Ottawa for future considerations.
March 11, 2003	Caps acquired **Sergei Berezin** from Chicago for a 4th round choice in the 2004 Entry Draft.
July 1, 2003	Caps acquired **Dmitry Yushkevich** from Philadelphia in exchange for a 7th round pick in the 2004 Entry Draft.
July 14, 2003	Caps acquired **Alexander Riazantsev** from Nashville in exchange for **Mike Farrell**.
July 14, 2003	Caps signed **Andrej Podkonicky** and **Garret Stroshein**.
July 18, 2003	Caps signed **John Gruden**.
August 18, 2003	Caps signed **Francois Methot**.
September 5, 2003	Caps signed **Darcy Verot**.
October 3, 2003	Caps claimed **Denis Hamel** from Ottawa and **Brian Willsie** from Colorado in the Waiver Draft.

All-Time Transactions

DATE	TRANSACTION
October 5, 2003	Caps traded **Denis Hamel** to Ottawa for future considerations.
October 5, 2003	Caps lost **Glen Metropolit** to Ottawa in the Waiver Draft.
October 22, 2003	Caps acquired **Bates Battaglia** and **Jonas Johansson** from Colorado for **Steve Konowalchuk** and a 3rd round selection in the 2004 Entry Draft.
December 20, 2003	Caps signed **Colin Forbes**.
January 9, 2004	Caps claimed **Todd Rohloff** off waivers from Columbus.
January 23, 2004	Caps acquired **Anson Carter** from NY Rangers in exchange for **Jaromir Jagr**.
February 18, 2004	Caps acquired **Brooks Laich** and a 2nd round selection in the 2005 Entry Draft (later traded to Colorado-**Chris Durand**) from Ottawa for **Peter Bondra**.
February 27, 2004	Caps acquired **Tomas Fleischmann** and Detroit's 1st round choice in the 2004 Entry Draft (**Mike Green**) and 4th round choice in the 2006 Entry Draft (**Luke Lynes**) for **Robert Lang**.
March 3, 2004	Caps acquired **Shaone Morrisonn** and 1st (**Jeff Schultz**) and 2nd round (**Michail Yunkov**) selections in the 2004 Entry Draft from Boston for **Sergei Gonchar**.
March 4, 2004	Caps acquired a 2nd round selection in the 2006 Entry Draft (**Francois Bouchard**) and future considerations from Boston for **Michael Nylander**.
March 5, 2004	Caps claimed **Craig Johnson** off waivers from Toronto.
March 5, 2004	Caps claimed **Brad Norton** off waivers from Los Angeles.
March 8, 2004	Caps acquired **Jared Aulin** from Los Angeles for **Anson Carter**.
March 9, 2004	Caps acquired **Jakub Klepis** from Buffalo for **Mike Grier**.
March 9, 2004	Caps claimed **Jean-Luc Grand-Pierre** off waivers from Atlanta.
March 19, 2004	Caps signed **Matt Yeats**.
April 3, 2004	Caps signed **Mel Angelstad**.
April 26, 2004	Caps signed **Justin Eddy**.
August 2, 2004	Caps signed **Jeff Paul**.
August 24, 2004	Caps signed **Louis Robitaille**.
August 4, 2005	Caps acquired **Chris Clark** and a 7th round choice in the 2007 Entry Draft (**Andrew Glass**) from Calgary for a 7th round choice in the 2006 Entry Draft (**Devin Didiomete**) and a 6th round choice in the 2007 Entry Draft (later traded to Colorado, **Jens Hellgren**).
August 8, 2005	Caps signed **Ben Clymer** and **Miroslav Zalesak**.
August 9, 2005	Caps signed **Andrew Cassels** and **Lawrence Nycholat**.
August 10, 2005	Caps signed **Mathieu Biron** and **Ivan Majesky**.
August 12, 2005	Caps acquired **Bryan Muir** from Los Angeles for future considerations.
August 12, 2005	Caps signed **Jamie Heward** and **Boyd Kane**.
August 18, 2005	Caps signed **Matt Bradley**.
August 25, 2005	Caps signed **David Steckel**.
September 26, 2005	Caps acquired **Jeff Friesen** from New Jersey for a conditional pick in the 2006 Entry Draft.
October 4, 2005	Caps claimed **Brent Johnson** off waivers from Vancouver.
November 21, 2005	Caps signed **Joey Tenute**.
December 2, 2005	Caps acquired a 5th round choice in the 2006 Entry Draft (later traded to NY Rangers, **Tomas Zaborsky**) from Vancouver for **Maxime Ouellet**.
December 28, 2005	Caps acquired **Colin Forbes** from Carolina for **Stephen Peat**.
February 3, 2006	Caps acquired **Doug Doull** from Phoenix for **Dwayne Zinger**.
March 9, 2006	Caps acquired a 2nd round choice in the 2006 Entry Draft (**Keith Seabrook**) from Anaheim for **Jeff Friesen**.
March 9, 2006	Caps acquired **Kris Beech** and a 1st round choice in the 2006 Entry Draft (**Semyon Varlamov**) from Nashville for **Brendan Witt**.
March 9, 2006	Caps claimed **Rico Fata** off waivers from Atlanta.
April 1, 2006	Caps signed **Jamie Hunt** and **Matt Stefanishion**.
July 1, 2006	Caps signed **Brian Pothier**.
July 12, 2006	Caps acquired **Richard Zednik** from Montreal for a 3rd round pick in the 2007 Entry Draft (**Olivier Fortier**).
July 14, 2006	Caps signed **Donald Brashear, Alexandre Giroux** and **Chad Wiseman**.
July 18, 2006	Caps signed **Quintin Laing**.
July 21, 2006	Caps singed **Peter Vandermeer**.
July 25, 2006	Caps signed **Trevor Byrne**.
July 26, 2006	Caps signed **Dean Arsene**.
August 8, 2006	Caps signed **Timo Helbling** and **Petr Taticek**.
September 14, 2006	Caps signed **John Erskine**.
February 1, 2007	Caps acquired **Milan Jurcina** from Boston for a 4th round choice in the 2008 Entry Draft (later traded to Calgary, **T.J. Brodie**).
February 26, 2007	Caps acquired **Andy Hedlund** and a 6th round pick in the 2007 Entry Draft (**Justin Taylor**) from Ottawa for **Lawrence Nycholat**.
February 26, 2007	Caps acquired a 2nd round pick in the 2007 Entry Draft (**Theo Ruth**) from the New York Islanders for **Richard Zednik**.
February 27, 2007	Caps acquired **Jiri Novotny** and a 1st round pick in the 2007 Entry Draft (later traded to San Jose, **Nick Petrecki**) from Buffalo for **Dainius Zubrus** and **Timo Helbling**.
February 27, 2007	Caps acquired a conditional pick in the 2008 Entry Draft from Los Angeles for **Jamie Heward**.
March 16, 2007	Caps signed **Steve Pinizzotto**.
March 17, 2007	Caps signed **Sean Collins**.
July 1, 2007	Caps signed **Tom Poti** and **Viktor Kozlov**.
July 2, 2007	Caps signed **Michael Nylander**.
July 5, 2007	Caps signed **Jame Pollock** and **Kyle Wilson**.
July 9, 2007	Caps signed **Joe Motzko**.
July 17, 2007	Caps signed **Jason Morgan**.
November 19, 2008	Caps acquired a 2nd round pick in the 2009 Entry Draft (later traded to Montreal, then Atlanta, **Jeremy Morin**) from Anaheim for **Brian Sutherby**.
February 26, 2008	Caps acquired **Cristobal Huet** from Montreal for a 2nd round pick in the 2009 Entry Draft (later traded to Atlanta, **Jeremy Morin**).
February 26, 2008	Caps acquired **Sergei Fedorov** from Columbus for **Theo Ruth**.
February 26, 2008	Caps acquired **Matt Cooke** from Vancouver for **Matt Pettinger**.
February 26, 2008	Caps acquired **Alexandre Giroux** from Atlanta for **Joe Motzko**.
March 26, 2008	Caps signed **Jay Beagle**.
June 20, 2008	Caps acquired a 1st round pick in the 2008 Entry Draft (**John Carlson**) from Philadelphia for **Steve Eminger** and a 3rd round pick in the 2008 Entry Draft (**Jacob Deserres**).
July 1, 2008	Caps signed **Jose Theodore**.
July 2, 2008	Caps signed **Graham Mink** and **Tyler Sloan**.
July 3, 2008	Caps signed **Keith Aucoin**.

All-Time Transactions

DATE	TRANSACTION
November 28, 2008	Caps signed **Bryan Helmer**.
December 12, 2008	Caps signed **Brett Leonhardt** to an amateur tryout contract.
February 6, 2009	Caps claimed **Staffan Kronwall** off waivers from Toronto.
March 20, 2009	Caps signed **Trevor Bruess**.
March 25, 2009	Caps signed **Zach Miskovic**.
May 26, 2009	Caps signed **Jake Hauswirth**.
June 27, 2009	Caps acquired a 5th round pick (**Caleb Herbert**) in the 2010 Entry Draft for **Sami Lepisto**.
July 1, 2009	Caps signed **Mike Knuble**.
July 10, 2009	Caps signed **Brendan Morrison**.
July 11, 2009	Caps signed **Boyd Kane**.
July 17, 2009	Caps traded **Keith Seabrook** to Calgary for future considerations.
September 30, 2009	Pittsburgh claimed **Chris Bourque** off waivers.
December 5, 2009	Caps claimed **Chris Bourque** off waivers from Pittsburgh.
December 28, 2009	Caps acquired **Jason Chimera** from Columbus for **Chris Clark** and **Milan Jurcina**.
March 3, 2010	Caps acquired **Scott Walker** from Carolina for a 7th round pick in the 2010 Entry Draft (later traded to Philadelphia, **Ricard Blidstrand**).
March 3, 2010	Caps acquired **Eric Belanger** from Minnesota for a 2nd round pick in the 2010 Entry Draft (**Johan Larsson**).
March 3, 2010	Caps acquired **Milan Jurcina** from Columbus for a conditional draft pick.
March 3, 2010	Caps acquired **Joe Corvo** from Carolina for **Brian Pothier, Oskar Osala** and a 2nd round pick in the 2011 Entry Draft (later traded to Calgary, **Tyler Wotherspoon**).
April 5, 2010	Caps signed **Dustin Stevenson**.
June 26, 2010	Caps acquired a 4th round pick (**Philipp Grubauer**) in the 2010 Entry Draft from Toronto for a 4th round pick (**Petter Granberg**) and a 5th round pick (**Daniel Brodin**) in 2010.
July 2, 2010	Caps signed **Dany Sabourin**.
July 7, 2010	Caps signed **Brian Fahey** and **Kyle Greentree**.
July 13, 2010	Caps signed **Brian Willsie**.
July 28, 2010	Caps acquired **D.J. King** from St. Louis for **Stefan Della Rovere**.
September 21, 2010	Caps sign **Brandon Anderson**.
September 27, 2010	Caps signed **Matt Hendricks**.
October 4, 2010	Caps signed **Philipp Grubauer**.
November 30,2010	Caps acquired **Scott Hannan** from Colorado for **Tomas Fleischmann**.
December 2, 2010	Caps sign **Brett Flemming**.
February 26,2011	Caps claimed **Marco Strum** off waivers from Los Angeles.
February 28, 2011	Caps acquired **Dennis Wideman** from Florida for **Jake Hauswirth** and a third-round pick in the 2011 Entry Draft (**Jonathan Racine**).
February 28, 2011	Caps acquired **Jason Arnott** from New Jersey for **David Steckel** and a 2012 second-round pick.
March 2, 2011	Caps signed **Dmitry Orlov**.
March 19, 2011	Caps signed **Garrett Mitchell**.
June 1, 2011	Caps signed **Mattias Sjogren.**
June 2, 2011	Caps acquired **Taylor Stefishen** from Nashville for a conditional draft pick in the 2013 NHL Entry Draft.
June 24, 2011	Caps acquired **Troy Brouwer** from Chicago for a 1st round pick in the 2011 Entry Draft (**Phillip Danault**).
July 1, 2011	Caps signed **Jeff Halpern**.
July 1, 2011	Caps signed **Ryan Potulny**.
July 1, 2011	Caps acquired a 1st round pick in the 2012 Entry Draft **(Filip Forsberg)** and Boston's 2nd round pick in the 2012 Entry Draft (traded to Dallas; Mike Winther) from Colorado for **Semyon Varlamov**.
July 1, 2011	Caps signed **Joel Ward**.
July 1, 2011	Caps signed **Roman Hamrlik**.
July 2, 2011	Caps signed **Tomas Vokoun**.
July 2, 2011	Caps signed **Chris Bourque**.
July 4, 2011	Caps signed **Danny Richmond**.
July 6, 2011	Caps signed **Troy Brouwer**.
July 8, 2011	Acquired **Danick Paquette** and 4th round pick in the 2012 Entry Draft **(Thomas Di Pauli)** from Winnipeg for **Eric Fehr**.
July 11, 2011	Caps signed **Christian Hanson**.
July 14, 2011	Caps signed **Jacob Micflikier**.
August 24, 2011	Caps signed **Stanislav Galiev.**
November 8, 2011	Caps acquired **Tomas Kundratek** from the New York Rangers for **Francois Bouchard.**
January 30, 2012	Caps signed **Joel Rechlicz.**
February 2, 2012	Caps acquired **Kevin Marshall** from Philadelphia for **Matt Ford.**
February 2, 2012	Caps acquired **Mike Carman** from Colorado for **Danny Richmond.**
March 27. 2012	Caps signed **Cameron Schilling.**
May 26, 2012	Caps acquired **Zach Hamill** from Boston for **Chris Bourque.**
June 6, 2012	Caps acquired a 7th round pick in the 2012 Entry Draft **(Sergey Kostenko)** from Pittsburgh for **Tomas Vokoun.**
June 22, 2012	Caps acquired **Mike Ribeiro** from Dallas for **Cody Eakin** and a 2nd round pick in the 2012 NHL Draft **(Mike Winther).**
June 27, 2012	Caps acquired a 5th round pick in the 2013 NHL Draft and **Jordan Henry** from Calgary for **Dennis Wideman.**
July 2, 2012	Caps signed **Garrett Stafford.**
July 2, 2012	Caps signed **Joey Crabb.**
July 3, 2012	Caps signed **Jack Hillen.**
July 7, 2012	Caps signed **Ryan Stoa.**
July 11, 2012	Caps signed **Wojtek Wolski.**
July 13, 2012	Caps signed **Filip Forsberg.**
July 14, 2012	Caps signed **Matt Clackson.**
July 19, 2012	Caps signed **Tom Wilson.**
January 31, 2013	Caps acquired **Peter LeBlanc** from the Chicago Blackhawks for **Mathieu Beaudoin.**

All-Time Transactions

DATE	TRANSACTION
January 31, 2013	Caps acquired **Casey Wellman** from Florida for **Zach Hamill**.
February 28, 2013	Caps claimed **Aaron Volpatti** off waivers from Vancouver.
March 4, 2013	Caps signed **Steve Oleksy.**
March 14, 2013	Caps acquired **Chay Genoway** from Minnesota for a conditional seventh-round draft pick in 2014.
March 14, 2013	Caps acquired **Nicolas Deschamps** from Toronto in exchange for **Kevin Marshall.**
April 2, 2013	Caps signed **Nate Schmidt.**
April 2, 2013	Caps acquired **Joel Rechlicz** from Phoenix in exchange for **Matt Clackson**.
April 2, 2013	Caps acquired **Dane Byers** from Edmonton in exchange for **Garrett Stafford**.
April 3, 2013	Caps acquired **Martin Erat** and **Michael Latta** from Nashville in exchange for **Filip Forsberg**.
April 5, 2013	Caps signed **Patrick Wey** and **Julien Brouillette**.
July 6, 2013	Caps signed **David Kolomatis.**
July 8, 2013	Caps signed **Tyson Strachan**, **Matt Watkins** and **David Leggio**.
July 10, 2013	Caps signed **Peter LeBlanc**.
July 30, 2013	Caps signed **Julien Cayer**.
August 20, 2013	Caps signed **Brandon Segal.**
August 23, 2013	Caps signed **Mikhail Grabovski.**
September 4, 2013	Caps signed **Andre Burakovsky.**
July 22, 2013	Caps signed **Nicolas Deschamps.**
Sept. 23, 2013	Caps signed **Connor Carrick.**
Sept. 29, 2013	Caps acquired **John Mitchell** and a NHL fourth-round draft pick in the 2014 NHL Entry Draft from Anaheim in exchange for **Mathieu Perreault**.
Oct. 3, 2013	Caps claimed **Alexander Urbom** off of waivers from New Jersey.
Nov. 29, 2013	Caps signed **Brett Leonhardt** to an amateur tryout contract.
March 4, 2014	Caps acquired **Dustin Penner** from Anaheim in exchange for a fourth-round draft pick in the 2014 NHL Entry Draft.
March 4, 2014	Caps acquired **Chris Brown**, **Rostislav Klesla** and a fourth-round draft pick in the 2015 NHL Entry Draft from Phoenix in exchange for **Martin Erat** and **John Mitchell**.
March 5, 2014	Caps acquired **Jaroslav Halak** and a third-round draft pick in the 2015 NHL Entry Draft from Buffalo in exchange for **Michal Neuvirth** and **Rostislav Klesla**.
March 8, 2014	Caps signed **Evgeny Kuznetsov**.
March 19, 2014	Caps signed **Pheonix Copley**.
March 21, 2014	Caps signed **Caleb Herbert**.
April 2, 2014	Caps signed **Madison Bowey** to a three-year, entry-level contract.
April 12, 2014	Caps signed **Chandler Stephenson** to a three-year, entry-level contract.
April 19, 2014	Caps acquired a seventh-round draft pick in the 2014 NHL Entry Draft from Nashville in exchange for the rights to **Jaynen Rissling**.
April 26, 2014	Caps relieved head coach **Adam Oates** of his duties and announced the contract of vice president and general manager **George McPhee** would not be renewed.
May 1, 2014	Caps acquired a fourth-round pick in the 2014 NHL Draft from the NY Islanders in exchange for **Jaroslav Halak**.
May 13, 2014	Caps signed **Garrett Mitchell.**
May 16, 2014	Caps signed **Christian Djoos.**
May 26, 2014	Caps name **Brian MacLellan** general manager and **Barry Trotz** head coach.
June 16, 2014	Caps name **Ross Mahoney** assistant general manager.
June 24, 2014	Caps name **Mitch Korn** goaltending coach.
June 25, 2014	Caps name **Todd Reirden** assistant coach.
June 27, 2014	Caps name **Lane Lambert** assistant coach.
July 1, 2014	Caps signed **Brooks Orpik.**
July 1, 2014	Caps signed **Matt Niskanen.**
July 1, 2014	Caps signed **Justin Peters.**
July 1, 2014	Caps signed **Mike Moore.**
July 1, 2014	Caps signed **Jon Landry.**
July 1, 2014	Caps signed **Chris Conner.**
July 4, 2014:	Caps signed **Kris Newbury.**
July 4, 2014	Caps signed **Tim Kennedy.**
July 9, 2014	Caps signed **Eddie Pasquale.**
July 15, 2014	Caps signed **Jakub Vrana.**
July 15, 2014	Caps signed **Vitek Vanecek.**
July 25, 2014	Caps signed **Nathan Walker.**
Oct. 6, 2014	Caps signed **Liam O'Brien.**
Feb. 28, 2015	Caps acquired **Tim Gleason** from Carolina in exchange for **Jack Hillen** and a fourth-round pick in the 2015 NHL Draft.
March 1, 2015	Caps acquired **Curtis Glencross** from Calgary in exchange for a second-round and a third-round pick in the 2015 NHL Draft.
March 4, 2015	Caps signed **Tyler Lewington.**
March 31, 2015	Caps signed **Travis Boyd.**
April 17, 2015	Caps signed **Riley Barber.**
July 1, 2015	Caps re-signed **Stanislav Galiev.**
July 1, 2015	Caps signed **Taylor Chorney.**
July 1, 2015	Caps signed **Carter Camper.**
July 1, 2015	Caps signed **Sean Collins.**
July 1, 2015	Caps signed **Mike Moore.**
July 1, 2015	Caps signed **Aaron Ness.**
July 1, 2015	Caps signed **Justin Williams.**
July 2, 2015	Caps signed **Chris Bourque.**
July 2, 2015	Caps acquired **T.J. Oshie** from St. Louis in exchange for **Troy Brouwer**, **Pheonix Copley** and a third-round pick in the 2016 NHL Draft.
July 4, 2015	Caps signed **Dan Ellis.**
July 6, 2015	Caps re-signed **Evgeny Kuznetsov.**
July 8, 2015	Caps signed **Paul Carey.**
July 16, 2015	Caps signed **Zach Sill.**
July 16, 2015	Caps signed **Chris Brown.**

All-Time Transactions

DATE	TRANSACTION
July 24, 2015	Caps signed **Ryan Stanton.**
July 24, 2015	Caps re-signed **Braden Holtby.**
July 30, 2015	Caps signed **Jonas Siegenthaler.**
July 31, 2015	Caps re-signed **Marcus Johansson.**
Oct. 5, 2015	Caps signed **Tim McGauley.**
Jan. 6, 2016	Caps signed **Mike Richards.**
Feb. 19, 2016	Caps re-signed **Taylor Chorney.**
Feb. 23, 2016	Caps acquired **Mike Weber** from Buffalo in exchange for a third-round pick in the 2017 NHL Draft.
Feb. 28, 2016	Caps acquired **Ryan Bourque** from NY Rangers in exchange for **Chris Brown.**
Feb. 28, 2016	Caps acquired **Daniel Winnik** and a fifth-round pick in the 2016 NHL Draft from Toronto in exchange for **Brooks Laich**, **Connor Carrick** and a second-round pick in the 2016 NHL Draft.
March 28, 2016	Caps signed **Adam Carlson**.
June 24, 2016	Caps acquired **Lars Eller** from Montreal in exchange for Washington's second-round pick in the 2017 and 2018 NHL Draft.
June 24, 2016	Caps re-signed **Paul Carey**.
June 24, 2016	Caps re-signed **Aaron Ness**
June 30, 2016	Caps re-signed **Zach Sill**.
June 30, 2016	Caps re-signed **Tom Wilson**.
July 1, 2016	Caps signed **Brett Connolly.**
July 1, 2016	Caps signed **Christian Thomas.**
July 1, 2016	Caps signed **Joe Cannata.**
July 1, 2016	Caps signed **Darren Dietz.**
July 2, 2016	Caps signed **Brad Malone.**
July 12, 2016	Caps signed **Zach Sanford.**
July 20, 2016	Caps re-signed **Marcus Johansson.**
Sept. 21, 2016	Caps re-signed **Dmitry Orlov**
Feb. 15, 2017	Caps acquired **Tom Gilbert** from Los Angeles in exchange for a conditional 2017 pick.
Feb. 27, 2017	Caps acquired **Kevin Shattenkirk** and **Pheonix Copley** in exchange for **Zach Sanford**, **Brad Malone**, a 2017 first-round draft pick and a conditional draft pick.
March 2, 2017	Caps signed **Lucas Johansen.**
March 2, 2017	Caps signed **Colby Williams**
March 2, 2017	Caps signed **Mason Mitchell.**
March 31, 2017	Caps signed **Garrett Pilon.**
June 2, 2017	Caps re-signed **Nathan Walker.**
June 22, 2017	Caps re-signed **Christian Djoos.**
June 23, 2017	Caps re-signed **T.J. Oshie.**
June 28, 2017	Caps re-signed **Pheonix Copley.**
June 29, 2017	Caps re-signed **Chandler Stephenson.**
June 30, 2017	Caps re-signed **Dmitry Orlov.**
July 1, 2017	Caps re-signed **Brett Connolly.**
July 2, 2017	Caps re-signed **Evgeny Kuznetsov.**
July 3, 2017	Caps signd **Devante Smith-Pelly.**
July 3, 2017	Caps signed **John Albert.**
July 4, 2017	Caps re-signed **Andre Burakovsky.**
July 5, 2017	Caps re-signed **Travis Boyd.**
July 6, 2017	Caps re-signed **Philipp Grubauer.**
July 11, 2017	Caps signed **Wayne Simpson.**
July 14, 2017	Caps re-signed **Liam O'Brien.**
October 14, 2017	Caps signed **Alex Chiasson**
December 20, 2017	Caps claimed **Nathan Walker** off waivers.
February 9, 2018	Caps acquired **Joe Whitney** and **Adam Chapie** from New York Rangers in exchange for **John Albert** and defenseman **Hubert Labrie.**
February 10, 2018	Caps re-signed **Lars Eller.**
February 19, 2018	Caps acquired **Michal Kempny** from Chicago in exchange for a 2018 third-round draft pick
February 21, 2018	Caps acquired **Jakub Jerabek** from Montreal in exchange for a 2019 fifth-round draft pick.
March 22, 2018	Caps signed **Tobias Geisser.**
March 23, 2018	Caps signed **Shane Gersich.**
April 4, 2018	Caps signed **Brian Pinho.**
May 2, 2018	Caps signed **Axel Jonsson-Fjallby.**
May 2, 2018	Caps signed **Jusso Ikonen.**
May 4, 2018	Caps signed **Ilya Samsonov.**
May 9, 2018	Caps signed **Mathias Bau.**
May 4, 2018	Caps re-signed **Aaron Ness.**
May 9, 2018	Caps re-signed **Tyler Lewington.**
June 24, 2018	Caps re-signed **John Carlson.**
June 28, 2018	Caps re-signed **Devante Smith-Pelly.**
June 29, 2018	Caps name **Todd Reirden** head coach.
July 1, 2018	Caps signed **Nic Dowd.**
July 2, 2018	Caps signed **Jayson Megna.**
July 2, 2018	Caps signed **Michael Sgarbossa.**
July 3, 2018	Caps re-signed **Riley Barber.**
July 13, 2018	Caps re-signed **Liam O'Brien.**
July 19, 2018	Caps re-signed **Madison Bowey.**
July 24, 2018	Caps signed **Brooks Orpik.**
July 27, 2018	Caps re-signed **Tom Wilson.**
August 6, 2018	Caps promote **Brett Leonhardt,** name **Reid Cashman, Scott Arniel** as assistant coaches
September 1, 2018	Caps signed **Sergei Shumakov**
October 22, 2018	Caps signed **Kody Clark.**

All-Time Transactions

DATE	TRANSACTION
February 4, 2019	Caps re-signed **Pheonix Copley.**
February 20, 2019	Caps acquired **Carl Hagelin** from Los Angeles in exchange for a third-round pick in the 2019 NHL Draft and a conditional sixth-round pick in the 2020 NHL Draft
February 22, 2019	Caps acquired **Nick Jensen** and a fifth-round pick in the 2019 NHL Draft from Detroit in exchange for **Madison Bowey** and a second-round pick in the 2020 NHL Draft.
February 22, 2019	Caps re-signed **Nick Jensen.**
March 18, 2019	Caps signed **Joe Snively.**
April 5, 2019	Caps signed **Bobby Nardella.**
April 11, 2019	Caps re-signed **Nic Dowd.**
May 20, 2019	Caps re-signed **Shane Gersich.**
May 20, 2019	Caps re-signed **Brian Pinho.**
June 10, 2019	Caps re-signed **Liam O'Brien.**
June 14, 2019	Caps acquired **Radko Gudas** from Philadelphia in exchange for **Matt Niskanen**.
June 16, 2019	Caps re-signed **Carl Hagelin.**
June 29, 2019	Caps re-signed **Mike Sgarbossa.**
July 1, 2019	Caps signed **Richard Panik.**
July 1, 2019	Caps signed **Garnet Hathaway.**
July 1, 2019	Caps signed **Philippe Maillet.**
July 1, 2019	Caps re-signed **Vitek Vanecek.**
July 1, 2019	Caps signed **Brendan Leipsic.**
July 10, 2019	Caps signed **Aliaksei Protas.**
July 11, 2019	Caps signed **Brett Leason.**
July 12, 2019	Caps signed **Connor McMichael.**
July 15, 2019	Caps re-signed **Colby Williams.**
July 16, 2019	Caps re-signed **Jakub Vrana.**

All-Time Record vs. NHL Franchises

TEAM	GP	W	L	T	OT	PTS	PCT	GF	GA
Anaheim	37	17	18	1	1	36	.486	99	115
Arizona	79	35	29	12	3	85	.538	276	247
Boston	160	62	69	21	8	153	.478	451	512
Buffalo	161	57	84	15	5	134	.416	428	556
Calgary	97	39	43	13	2	93	.479	305	344
Carolina	174	98	54	14	8	218	.626	543	466
Chicago	99	44	43	11	1	100	.505	327	335
Colorado	85	44	31	9	1	98	.576	304	257
Columbus	40	24	10	1	5	54	.675	122	106
Dallas	99	32	48	16	3	83	.419	277	346
Detroit	119	53	45	16	5	127	.534	387	371
Edmonton	76	39	30	6	1	85	.559	263	259
Florida	126	64	42	9	11	148	.587	373	330
Los Angeles	112	39	57	13	3	94	.420	381	417
Minnesota	24	14	9	0	1	29	.604	64	52
Montreal	168	73	73	17	5	168	.500	444	528
Nashville	29	13	13	1	2	29	.500	81	91
New Jersey	214	111	75	13	15	250	.584	705	604
NY Islanders	218	109	90	13	6	237	.544	684	704
NY Rangers	222	107	90	18	7	239	.538	756	738
Ottawa	96	50	36	5	5	110	.573	299	282
Philadelphia	219	86	103	19	11	202	.461	664	747
Pittsburgh	225	98	101	16	10	222	.493	793	810
St. Louis	99	44	42	12	1	101	.510	325	336
San Jose	43	14	24	1	4	33	.384	113	140
Tampa Bay	128	79	33	6	10	174	.680	442	338
Toronto	147	74	57	10	6	164	.558	505	488
Vancouver	97	47	40	9	1	104	.536	311	307
Vegas	4	1	3	0	0	2	.250	11	14
Winnipeg	91	50	27	5	9	114	.626	294	254

	HOME							AWAY						
	GP	W	L	T	OT	PTS	PCT.	GP	W	L	T	OT	PTS	PCT.
Anaheim	19	9	9	0	1	19	.500	18	8	9	1	0	17	.472
Arizona	39	24	10	5	1	54	.692	39	11	19	7	2	31	.397
Boston	80	33	31	12	4	82	.513	80	29	38	9	4	71	.444
Buffalo	81	31	38	9	3	74	.451	80	26	46	6	2	60	.375
Calgary	50	26	16	6	2	60	.600	47	13	27	7	0	33	.351
Carolina	87	53	26	4	4	112	.644	87	45	28	10	4	102	.586
Chicago	50	29	15	5	1	64	.640	49	15	28	6	0	36	.367
Colorado	42	24	13	4	1	53	.631	43	20	18	5	0	45	.523
Columbus	19	12	3	1	3	28	.737	21	12	7	0	2	26	.619
Dallas	49	17	22	8	2	44	.450	50	15	26	8	1	39	.390
Detroit	59	31	22	5	1	68	.576	60	22	23	11	4	59	.492
Edmonton	38	25	10	2	1	53	.697	38	14	20	4	0	32	.421
Florida	63	34	17	5	7	80	.635	63	30	25	4	4	68	.540
Los Angeles	55	23	24	7	1	54	.490	57	16	33	6	2	40	.351
Minnesota	12	9	3	0	0	18	.750	12	5	6	0	1	11	.458
Montreal	83	39	33	9	2	89	.536	85	34	40	8	3	79	.465
Nashville	14	8	5	0	1	17	.607	15	5	8	1	1	12	.400
New Jersey	108	65	29	6	8	144	.666	106	46	46	7	7	106	.500
NY Islanders	109	56	39	11	3	126	.578	109	53	51	2	3	111	.509
NY Rangers	111	58	40	9	4	129	.581	111	49	50	9	3	110	.495
Ottawa	48	29	13	4	2	64	.666	48	21	23	1	3	46	.479
Philadelphia	107	49	41	13	4	115	.537	112	37	62	6	7	87	.388
Pittsburgh	114	57	43	9	5	128	.561	111	41	58	7	5	94	.423
St. Louis	49	26	19	4	0	56	.571	50	18	23	8	1	45	.450
San Jose	22	7	11	0	4	18	.409	21	7	13	1	0	15	.357
Tampa Bay	64	43	12	4	5	95	.742	64	36	21	2	5	79	.617
Toronto	75	46	23	4	2	98	.653	72	28	34	6	4	66	.458
Vancouver	49	28	17	4	0	60	.612	48	19	23	5	1	44	.458
Vegas	2	1	1	0	0	2	.500	2	0	2	0	0	0	.000
Winnipeg	45	30	9	3	3	66	.733	46	20	18	2	6	48	.522

Game-by-Game Results by Team

ANAHEIM DUCKS

Trail, 17-18-1-1
Home: 9-9-0-1
Away: 8-9-1-0

10/29/93	W, 5-2	A
12/30/93	W, 3-0	H
11/29/95	T, 2-2*	A
12/13/96	L, 4-5	A
3/19/96	L, 1-2	H
12/12/97	L, 4-6	A
2/28/97	L, 1-4	H
1/1/98	W, 3-2	H
10/10/98	W, 1-0	H
12/11/98	L, 0-1	A
10/19/99	L, 1-7	H
10/28/99	L, 2-5	A
2/9/01	W, 4-3	A
3/13/01	L, 0-2	H
10/12/01	L, 1-2	A
11/17/01	W, 4-1	H
12/11/02	L, 0-3	A
10/29/03	L, 2-4	H
1/13/06	W, 3-2 ot	A
12/8/06	L, 1-6	H
11/19/08	W, 6-4	A
1/27/10	W, 5-1	H
12/15/10	L, 1-2 ot	H
2/16/11	W, 7-6	A
11/1/11	W, 5-4 ot	H
12/23/13	L, 2-3	H
3/18/14	W, 3-2	A
2/6/15	W, 3-2 so	H
2/15/15	W, 5-3	A
3/7/16	W, 2-1 so	A
4/10/16	L, 0-2	H
2/11/17	W, 6-4	H
3/12/17	L, 0-5	A
12/16/17	W, 3-2 ot	H
3/6/18	L, 0-4	A
12/2/18	L, 5-6	H
2/17/19	L, 2-5	A

ARIZONA COYOTES

Lead, 35-29-12-3
Home: 24-10-5-1
Away: 11-19-7-2

11/2/79	T, 1-1	A
11/7/79	W, 6-3	H
1/22/80	W, 5-4	H
2/8/80	W, 6-3	A
10/10/80	W, 4-1	H
11/2/80	T, 4-4	A
12/31/80	W, 5-3	A
1/27/81	W, 4-3	H
12/4/81	W, 7-3	H
1/20/82	L, 0-3	A
2/21/82	W, 6-3	A
11/19/82	T, 3-3	A
12/7/82	T, 3-3	H
2/13/83	W, 6-1	H
10/30/83	W, 7-3	A
1/17/84	W, 8-3	H
2/19/84	L, 3-4*	A
12/7/84	L, 5-7	H
2/3/85	W, 6-2	H
2/13/85	L, 3-5	A
10/25/85	T, 7-7*	A
12/20/85	L, 4-7	A
3/21/86	W, 5-3	H
12/3/86	T, 3-3*	A
1/13/87	L, 2-3	H
2/1/87	W, 6-4	H
10/30/87	L, 2-3*	A
1/26/88	L, 2-3	H
2/19/88	W, 6-0	A
10/23/88	L, 2-3	A
12/17/88	W, 6-3	H
3/14/89	W, 6-3	H
10/25/89	L, 4-6	A
1/10/90	L, 1-6	A
1/23/90	L, 3-4	H
10/12/90	W, 3-1	H
2/2/91	L, 2-4	H
3/8/91	W, 2-1	A
10/27/91	L, 5-6	A
12/8/91	L, 3-4	A
3/6/92	T, 3-3*	H
10/26/92	L, 2-6	A
12/11/92	W, 8-6	H
10/6/93	L, 4-6	A
4/12/94	W, 4-3	H
12/10/95	W, 6-1	A
1/16/96	T, 1-1*	H
12/17/96	L, 3-4	A
1/3/97	W, 3-0	H
10/23/97	T, 3-3*	A
3/16/98	W, 2-1	H
2/24/99	L, 1-2	H
3/25/99	L, 2-4	A
10/23/99	T, 2-2*	A
1/28/00	W, 3-2*	H
11/14/00	T, 2-2*	H
10/13/01	L, 2-5	A
11/2/01	T, 2-2*	H
12/13/02	W, 4-3	A
1/1/03	OTL, 1-2*	H
1/7/04	L, 0-3	H
1/16/06	W, 6-1	A
1/1/07	L, 2-3	H
10/23/08	L, 1-2	A
1/23/10	W, 4-2	H
2/14/11	L, 2-3	A
11/21/11	W, 4-3	H
11/9/13	L, 3-4 so	A
3/8/14	W, 3-2	H
11/2/14	L, 5-6	H
11/18/14	W, 2-1 ot	A
2/22/16	W, 3-2	H
4/2/16	L, 0-3	A
3/25/17	W, 4-1	H
3/31/17	L, 3-6	A
11/6/17	W, 3-2 ot	H
12/22/17	L, 2-3 ot	A
11/11/18	L, 1-4	H
12/6/18	W, 4-2	A

BOSTON BRUINS

Trail, 62-69-21-8
Home: 33-31-12-4
Away: 29-38-9-4

11/7/74	L, 4-10	A
12/14/74	L, 1-12	A
1/7/75	T, 3-3	H
3/4/75	L, 0-8	H
3/22/75	L, 2-8	A
12/4/75	L, 2-3	A
12/17/75	L, 2-3	H
1/11/76	L, 4-7	H
2/27/76	T, 3-3	H
3/7/76	L, 3-4	A
11/18/76	L, 2-3	A
11/19/76	L, 1-4	H
12/5/76	T, 5-5	A
1/11/77	L, 2-3	H
2/6/77	L, 2-5	A
11/24/77	L, 0-6	A
12/27/77	L, 3-6	H
1/19/78	L, 1-4	A
1/27/78	L, 2-5	H
3/28/78	T, 4-4	H
11/9/78	L, 2-6	A
11/25/78	T, 5-5	H
12/14/78	L, 2-5	A
3/31/79	L, 1-4	H
10/13/79	L, 2-5	H
11/15/79	L, 2-3	A
3/12/80	W, 6-4	H
3/16/80	T, 3-3	A
11/22/80	T, 2-2	H
12/7/80	L, 3-7	A
3/13/81	L, 1-7	H
4/2/81	W, 3-2	A
10/11/81	L, 3-6	A
12/23/81	L, 4-7	H
1/23/82	L, 1-3	A
12/12/82	W, 4-3	H
3/13/83	W, 6-4	H
3/17/83	W, 2-1	A
11/13/83	L, 2-4	A
12/4/83	L, 1-4	H
3/11/84	W, 2-1	A
12/1/84	W, 5-4*	A
1/1/85	W, 5-1	H
3/10/85	L, 2-3	H
11/16/85	T, 2-2*	A
2/27/86	W, 2-1	A
3/25/86	W, 6-3	H
11/26/86	T, 2-2*	H
3/7/87	L, 2-3*	A
3/22/87	W, 4-3	H
10/8/87	L, 3-4	A
11/25/87	W, 4-1	H
3/13/88	W, 3-0	A
12/3/88	T, 1-1*	H
1/15/89	L, 3-4	H
3/9/89	W, 7-2	A
11/10/89	L, 3-5	H
12/9/89	W, 7-3	A
1/6/90	L, 3-5	A
11/11/90	L, 3-5	H
1/5/91	W, 5-3	A
3/24/91	T, 3-3*	H
11/22/91	W, 6-3	H
2/29/92	T, 5-5*	A
3/1/92	L, 1-4	H
11/25/92	W, 6-2	H
12/19/92	L, 3-4	A
2/27/93	L, 4-5*	A
1/2/94	L, 2-8	A
1/25/94	L, 1-3	H
3/7/94	L, 3-6	A
3/27/94	L, 4-6	H
2/11/95	T, 1-1*	A
3/7/95	W, 3-1	A
4/2/95	W, 2-1	H
10/26/95	W, 4-2	A
11/7/95	L, 3-4	H
3/2/96	W, 2-0	A
3/15/96	L, 2-5	H
11/19/96	T, 2-2*	H
12/21/96	L, 3-4	A
1/20/97	W, 3-2	A
2/24/97	T, 3-3*	H
11/6/97	L, 0-2	A
11/29/97	T, 1-1*	A
1/25/98	W, 4-1	H
3/3/98	L, 0-3	H
11/21/98	L, 4-5*	A
12/28/98	W, 5-1	H
2/27/99	L, 3-4	A
3/21/99	L, 1-4	H
11/20/99	W, 3-0	A
12/2/99	T, 2-2*	H
2/8/00	T, 2-2*	A
2/25/00	L, 0-3	H
10/26/00	L, 1-4	A
12/1/00	W, 3-2	H
12/2/00	W, 2-0	A
1/5/01	T, 1-1*	H
10/8/01	L, 0-4	A
12/13/01	W, 2-1*	H
1/5/02	L, 4-7	A
1/14/02	W, 1-0	H
10/30/02	L, 2-7	H
12/19/02	W, 5-3	H
1/20/03	T, 3-3*	A
3/8/03	OTL, 4-5*	A
11/20/03	L, 2-3	A
12/11/03	W, 6-5	H
12/29/03	L, 1-3	H
4/1/04	T, 3-3*	A
12/27/05	L, 3-4 ot	H
1/23/06	L, 2-3	H
1/26/06	L, 2-3	A
4/10/06	W, 2-1 ot	A
11/15/06	L, 2-3 so	H
11/18/06	L, 2-3 ot	A
2/6/07	L, 2-3 so	H
3/15/07	L, 3-4 so	A
1/3/08	L, 0-2	A
3/3/08	W, 10-2	H
3/8/08	L, 1-2	A
3/16/08	W, 2-1 so	H
12/10/08	W, 3-1	H
1/17/09	W, 2-1	H
1/27/09	L, 2-3 ot	A
2/28/09	W, 4-3 ot	A
10/1/09	W, 4-1	A
2/2/10	W, 4-1	A
4/5/10	W, 3-2 ot	H
4/11/10	L, 3-4 so	H
10/19/10	L, 1-3	H
10/21/10	L, 1-4	A
11/5/10	W, 5-3	H
12/18/10	L, 2-3	A
1/24/12	W, 5-3	H
2/5/12	L, 1-4	H
3/10/12	W, 4-3	A
3/29/12	W, 3-2 so	A
3/5/13	W, 4-3 ot	H
3/16/13	L, 1-4	A
4/27/13	W, 3-2 ot	H
3/1/14	W, 4-2	A
3/6/14	L, 0-3	A
3/29/14	L, 2-4	H
10/11/14	W, 4-0	A
3/15/15	W, 2-0	H
4/8/15	W, 3-0	H
11/5/15	W, 4-1	H
1/5/16	W, 3-2	A
3/5/16	W, 2-1 ot	A
12/7/16	W, 4-3 ot	H
2/1/17	W, 5-3	H
4/8/17	W, 3-1	A
11/4/17	W, 3-2	A
12/14/17	W, 5-3	A
12/28/17	W, 4-3 so	H
10/3/18	W, 7-0	H
1/10/19	W, 4-2	A
2/3/19	L, 0-1	H

BUFFALO SABRES

Trail, 57-84-15-5
Home: 31-38-9-3
Away: 26-46-6-2

11/20/74	L, 3-7	A
12/3/74	L, 3-5	H
12/5/74	L, 2-9	A
12/22/74	L, 0-4	H
2/21/75	L, 4-9	H
10/19/75	L, 4-5	A
12/3/75	T, 4-4	H
12/21/75	L, 2-14	A
1/15/76	L, 3-5	A
3/26/76	L, 1-4	H
10/24/76	L, 1-2	A
11/5/76	L, 2-3	H
12/26/76	L, 2-5	A
1/19/77	W, 4-2	A
3/20/77	L, 2-6	H
11/29/77	L, 6-7	H
11/20/77	L, 2-5	A
1/7/78	T, 4-4	H
2/5/78	L, 1-4	A
4/4/78	W, 4-3	H
11/11/78	L, 0-2	H
1/11/79	L, 2-6	A
2/24/79	L, 4-6	H
3/18/79	T, 3-3	A
10/11/79	L, 3-6	A
11/10/79	L, 3-5	H
11/24/79	L, 1-6	H
12/2/79	L, 0-2	A
11/8/80	T, 3-3	H
11/9/80	T, 3-3	A
1/24/81	L, 4-7	H
2/12/81	L, 3-6	A
10/7/81	L, 3-5	A
10/17/81	L, 2-4	H
2/27/81	L, 2-3	A
10/16/82	L, 2-9	H
1/14/83	L, 2-3	A
1/15/83	L, 2-4	H
10/9/83	L, 2-5	A
1/7/84	L, 2-4	H
1/25/84	T, 2-2*	A
11/16/84	L, 2-3	A
11/17/84	W, 3-2	H
3/2/85	L, 0-4	H
10/18/85	W, 4-1	A
10/19/85	T, 2-2*	H
2/23/86	L, 1-4	A
10/18/86	L, 2-4	H
1/23/87	W, 3-2	A
1/24/87	L, 3-6	H
10/11/87	L, 5-6	A
11/20/87	L, 3-5	A
1/23/88	T, 3-3*	H
10/8/88	W, 6-2	H
12/11/88	W, 6-4	A
12/30/88	W, 5-3	H
12/10/89	L, 3-4	A
1/19/90	W, 6-3	A
3/6/90	T, 1-1*	H
11/10/90	L, 2-4	H
3/26/91	L, 2-4	H
3/31/91	L, 2-5	A
10/5/91	W, 3-1	H
12/18/91	T, 2-2*	A
2/4/92	L, 3-7	A
10/17/92	W, 6-4	H
12/23/92	L, 1-4	A
1/29/93	L, 3-4	A
3/30/93	W, 4-1	H
10/16/93	W, 4-3	H
1/27/94	L, 2-7	A
2/20/94	T, 3-3*	H
4/14/94	W, 3-2	A
2/2/95	L, 0-1	H
2/7/95	L, 1-2	A
4/28/95	W, 5-1	H
12/8/95	T, 2-2*	A
1/26/96	W, 1-0	H
4/3/96	W, 5-1	A
4/13/96	L, 2-3	H
10/18/96	L, 1-4	H
2/2/97	T, 2-2*	A
3/21/97	L, 1-4	H
4/13/97	W, 8-3	A
10/3/97	W, 6-2	H
10/9/97	L, 2-5	A
11/13/97	W, 3-2	A
3/1/98	L, 0-3	H
10/23/98	W, 1-0	A
11/12/98	L, 0-2	H
2/7/99	W, 3-1	H
4/18/99	L, 0-3	A
10/8/99	W, 3-2	A
11/24/99	L, 2-5	A
3/5/00	W, 2-1	H
4/9/00	T, 1-1*	H
12/20/00	T, 2-2*	H
12/21/00	W, 3-1	A
3/17/01	L, 2-3	H
4/6/01	L, 1-2	A
11/28/01	L, 2-5	H
1/27/02	OTL, 2-3*	H
3/26/02	W, 4-3*	A
4/12/02	W, 3-1	A
12/7/02	L, 3-4	A
12/30/02	W, 4-3	H
2/26/03	W, 3-2	H
3/4/03	W, 2-1	A
11/26/03	L, 2-5	A
12/27/03	L, 1-3	H
12/31/03	L, 1-7	A
3/10/04	L, 0-6	H
10/26/05	W, 3-2	A
11/17/05	L, 5-8	A
11/27/05	L, 2-3	H
3/14/06	L, 4-6	H
12/2/06	W, 7-4	H
12/26/06	L, 3-6	A
3/21/07	L, 2-5	A
4/7/07	L, 0-2	H
10/13/07	L, 3-7	A
11/26/07	L, 1-3	H
12/14/07	L, 3-5	H
3/5/08	W, 3-1	A
11/1/08	L, 0-5	A
12/26/08	W, 3-2	H
12/30/08	W, 4-2	A
4/3/09	L, 4-5 ot	H
11/25/09	W, 2-0	H
12/9/09	L, 0-3	A
12/23/09	W, 5-2	H
3/3/10	W, 3-1	A
11/13/10	L, 2-3 ot	A
11/17/10	W, 4-2	H
2/20/11	W, 2-1	A
4/2/11	W, 5-4 ot	H
11/26/11	L, 1-5	A
12/26/11	L, 2-4	A
12/30/11	W, 3-1	H
3/27/12	L, 1-5	H
1/27/13	W, 3-2	H
3/17/13	W, 5-3	H
3/30/13	W, 4-3 so	A
12/29/13	L, 1-2 so	A
1/12/14	L, 1-2 so	H
1/28/14	W, 5-4 ot	A
11/22/14	L, 1-2	H
3/7/15	W, 6-1	H
3/16/15	W, 4-3 so	A
12/28/15	W, 2-0	A
12/30/15	W, 5-2	H
1/16/16	L, 1-4	A
11/25/16	W, 3-1	H
12/5/16	W, 3-2 ot	H
12/9/16	W, 4-1	A
11/7/17	L, 1-3	A
2/19/18	W, 3-2	A
2/24/18	W, 5-1	H
12/15/18	W, 4-3 so	H
12/21/18	W, 2-1	H
2/23/19	L, 2-5	A

CALIFORNIA GOLDEN SEALS

Trail, 3-6-1
Home: 1-4-0
Away: 2-2-1

11/19/74	W, 6-4	H
12/1/74	L, 2-5	H
12/20/74	L, 2-5	A
2/5/75	L, 1-5	A
3/28/75	W, 5-3	A

Game-by-Game Results by Team

10/17/75	T, 3-3	A
11/21/75	L, 0-2	H
1/2/76	L, 5-8	H
1/9/76	L, 0-5	H
1/28/76	W, 4-2	A

CALGARY FLAMES

Trail, 39-43-13-2
Home: 26-16-6-2
Away: 13-27-7-0

11/12/74	T, 2-2	H
11/13/74	L, 3-4	A
1/5/75	L, 0-3	A
3/23/75	L, 0-5	H
11/14/75	L, 1-4	H
12/9/75	L, 1-7	A
3/12/76	L, 1-4	A
3/28/76	L, 1-3	H
10/5/76	W, 6-5	H
11/3/76	L, 0-7	A
11/24/76	L, 2-6	A
3/6/77	L, 2-4	H
10/26/77	W, 6-2	A
11/23/77	T, 2-2	H
12/10/77	L, 1-5	A
4/9/78	W, 4-2	H
10/13/78	T, 3-3	A
10/14/78	L, 3-6	H
11/14/78	W, 8-7	H
2/20/79	L, 3-5	A
11/18/79	L, 2-4	H
2/1/80	L, 2-4	A
2/21/80	L, 0-3	A
4/5/80	T, 4-4	H
11/20/80	W, 4-2	H
1/8/81	L, 0-6	A
2/5/81	L, 2-5	A
3/3/81	L, 3-6	H
12/2/81	W, 9-3	H
2/11/82	W, 5-3	A
3/5/82	W, 8-6	H
11/16/82	W, 5-3	H
11/23/82	L, 3-6	A
2/24/83	W, 4-2	A
12/8/83	W, 4-3	H
1/15/84	L, 2-3	A
2/8/84	W, 6-1	H
10/25/84	L, 3-5	A
10/30/84	W, 4-3*	H
2/14/85	W, 4-3	A
10/23/85	L, 2-4	A
11/9/85	L, 4-5	H
1/14/86	L, 3-4	H
11/1/86	L, 1-4	A
2/22/87	W, 5-2	A
3/10/87	L, 3-6	H
12/8/87	L, 4-5	H
1/10/88	L, 2-8	A
2/14/88	W, 5-4*	H
10/28/88	T, 2-2*	A
2/11/89	L, 1-2	H
2/20/89	L, 2-6	A
10/14/89	T, 4-4*	H
10/23/89	T, 3-3*	A
3/25/90	W, 4-1	H
10/27/90	L, 4-9	A
1/11/91	W, 4-2	H
2/15/91	L, 2-8	A
12/10/91	W, 4-1	H
2/1/92	W, 5-2	H
2/13/92	T, 4-4*	A
10/30/92	W, 3-1	A
2/2/93	L, 4-6	H
10/25/93	L, 2-3*	A
3/6/94	T, 4-4*	H
2/8/96	T, 4-4*	A
2/13/96	W, 3-2	H
2/7/97	L, 2-5	A
3/4/97	W, 2-1	H
3/9/98	W, 5-2	H
3/26/98	L, 2-3	A
10/30/98	T, 0-0*	A
3/13/99	L, 4-5*	H
1/26/00	W, 2-1	H
2/13/01	T, 4-4*	A
3/6/02	W, 3-2	H
11/27/02	W, 4-2	H
3/20/03	W, 4-1	A
1/14/04	T, 3-3*	H
10/30/06	W, 4-2	A
3/12/08	W, 3-2	H
10/21/08	L, 1-2	A
3/28/10	L, 3-5	H
10/30/10	W, 7-2	A
1/3/12	W, 3-1	H
10/3/13	W, 5-4 so	H
10/26/13	L, 2-5	A
10/15/14	W, 3-1	A
11/4/14	L, 3-4 ot	H
10/20/15	W, 6-2	A
11/13/15	L, 2-3 ot	H
10/30/16	W, 3-1	A
3/21/17	W, 4-2	H
10/29/17	L, 1-4	A
11/20/17	L, 1-2	H
10/27/18	W, 4-3 so	A
2/1/19	W, 4-3	H

CAROLINA HURRICANES

Lead, 98-54-14-8
Home: 53-26-4-4
Away: 45-28-10-4

12/4/79	T, 3-3	H
12/19/79	L, 4-5	A
1/4/80	W, 6-3	A
3/8/80	W, 9-5	H
11/15/80	W, 8-4	A
1/18/81	W, 3-2	H
3/11/81	W, 5-2	A
3/27/81	L, 3-5	H
11/14/81	W, 4-0	A
11/28/81	L, 2-6	A
2/27/82	W, 7-1	H
11/7/82	W, 6-2	H
12/30/82	T, 4-4	A
3/16/83	W, 5-4	H
10/19/83	L, 0-3	A
2/26/84	W, 4-3	A
3/7/84	W, 4-2	H
12/29/84	W, 3-2	H
3/27/85	L, 1-3	H
4/4/85	L, 0-2	A
2/2/86	W, 5-4	A
3/29/86	T, 6-6*	A
4/3/86	W, 4-2	H
12/30/86	L, 1-3	H
1/17/87	W, 6-1	A
2/6/87	L, 2-5	H
10/16/87	W, 6-2	H
11/21/87	W, 4-3	A
12/9/87	L, 4-5	A
11/18/88	W, 3-2	H
2/3/89	W, 1-0	H
3/18/89	W, 8-2	A
10/11/89	L, 1-4	A
12/16/89	W, 5-2	A
3/2/90	L, 3-4	H
11/17/90	L, 2-4	A
12/15/90	L, 2-3	H
3/12/91	L, 2-3	H
11/23/91	W, 3-2	A
1/4/92	T, 2-2*	A
3/24/92	L, 2-8	H
11/7/92	W, 6-2	A
12/16/92	L, 3-6	A
12/18/92	W, 4-3	H
3/19/93	W, 5-2	H
12/7/93	L, 1-6	H
12/18/93	L, 1-4	A
2/27/94	W, 3-1	A
3/22/94	W, 4-1	H
1/21/95	T, 1-1*	A
3/20/95	W, 5-0	A
3/26/95	L, 3-4*	H
4/21/95	W, 6-3	H
11/25/95	W, 4-2	A
12/30/95	W, 3-0	H
1/3/96	L, 0-2	A
3/23/96	T, 2-2*	H
1/1/97	W, 3-2*	H
1/4/97	T, 1-1*	A
2/22/97	L, 0-2	A
3/16/97	W, 5-3	H
12/20/97	W, 2-1	A
3/18/98	W, 1-0	H
4/18/98	W, 4-3	A
4/19/98	W, 2-1	H
11/6/98	L, 2-3	H
1/16/99	W, 3-2*	A
2/5/99	W, 4-1	H
2/18/99	T, 2-2*	A
4/14/99	L, 0-3	A
11/7/99	L, 2-3	A
11/19/99	T, 3-3*	H
2/3/00	W, 2-1	H
2/21/00	T, 1-1*	A
3/17/00	W, 4-2	H
10/7/00	T, 3-3*	A
2/24/01	W, 2-1	A
3/15/01	L, 0-3	H
3/28/01	W, 7-0	H
3/30/01	OTL, 3-4*	A
11/8/01	L, 3-2	H
11/30/01	W, 6-2	H
12/2/01	W, 4-3*	A
12/30/01	T, 5-5*	H
3/8/02	T, 2-2*	A
10/17/02	W, 2-1	A
1/10/03	W, 4-1	A
1/22/03	W, 5-3	H
2/14/03	L, 1-3	A
3/2/03	W, 2-0	H
11/12/03	W, 7-1	H
11/15/03	W, 2-1	A
1/9/04	W, 4-1	H
1/29/04	W, 5-3	A
2/12/04	T, 3-3*	A
2/25/04	L, 1-2	H
10/12/05	L, 2-7	A
10/22/05	L, 0-4	H
1/21/06	W, 5-2	H
3/25/06	W, 3-1	A
3/29/06	W, 5-1	A
4/3/06	L, 5-6 ot	A
4/5/06	L, 3-4 so	H
4/7/06	L, 3-4	H
10/7/06	W, 5-2	H
11/9/06	L, 0-5	A
11/17/06	L, 1-4	H
1/18/07	W, 5-2	A
1/26/07	L, 2-6	A
1/27/07	W, 7-3	H
3/9/07	L, 0-3	H
3/22/07	L, 3-4	A
10/6/07	W, 2-0	H
11/5/07	L, 0-5	A
11/24/07	W, 5-2	H
11/30/07	L, 3-4	A
2/8/08	L, 1-2	H
2/23/08	L, 3-6	A
3/25/08	W, 3-2 so	A
4/1/08	W, 4-1	H
11/6/08	W, 3-2	H
11/12/08	W, 5-1	A
12/7/08	L, 1-3	A
3/3/09	L, 2-5	H
3/14/09	W, 5-4 so	H
3/21/09	L, 1-4	A
11/30/09	W, 3-2	A
12/11/09	W, 4-3 ot	H
12/28/09	L, 3-6	H
3/10/10	W, 4-3 ot	H
3/18/10	L, 3-4 ot	A
3/25/10	L, 2-3 so	A
10/27/10	W, 3-0	A
11/24/10	W, 3-2	A
11/28/10	W, 3-2 so	H
12/26/10	W, 3-2	A
3/11/11	W, 2-1	H
3/29/11	L, 2-3 so	H
10/8/11	W, 4-3 ot	H
11/4/12	W, 5-1	A
1/15/12	W, 2-1	H
1/20/12	L, 0-3	A
2/20/12	L, 0-5	A
3/6/12	L, 3-4 ot	H
2/26/13	W, 3-0	H
3/12/13	L, 0-4	H
3/14/13	W, 3-2	A
4/2/13	W, 5-3	A
4/11/13	W, 3-1	H
10/10/13	L, 2-3	H
12/3/13	L, 1-4	H
12/20/13	W, 4-2	A
1/2/14	L, 3-4 ot	H
4/10/14	W, 5-2	A
11/8/14	W, 4-3 ot	H
12/4/14	W, 2-1	A
2/27/15	L, 0-3	A
3/31/15	W, 4-2	H
10/17/15	W, 4-1	H
12/21/15	W, 2-1	A
12/31/15	L, 2-4	A
3/15/16	W, 2-1 ot	H
11/12/16	L, 1-5	A
12/16/16	W, 4-3 so	A
1/23/17	W, 6-1	H
2/7/17	W, 5-0	H
1/2/18	W, 5-4 ot	A
1/11/18	L, 1-3	H
1/12/18	W, 4-3	A
3/30/18	L, 1-4	H
12/14/18	W, 6-5 so	A
12/27/18	W, 3-1	H
3/26/19	W, 4-1	H
3/28/19	W, 3-2	A

CHICAGO BLACKHAWKS

Lead, 44-43-11-1
Home: 29-15-5-1
Away: 15-28-6-0
Neutral: 1-0-0-0

10/17/74	W, 4-3	H
10/23/74	L, 2-3	A
2/22/75	L, 3-10	A
2/25/75	L, 2-6	H
10/26/75	W, 7-5	A
12/10/75	L, 2-7	H
2/8/76	L, 2-4	A
2/29/76	W, 4-1	H
10/31/76	L, 4-5	A
11/12/76	L, 4-5	H
2/9/77	T, 4-4	A
3/3/77	W, 7-4	H
11/2/77	T, 2-2	H
1/8/78	L, 1-3	A
1/18/78	L, 2-5	A
3/22/78	L, 2-6	H
10/18/78	L, 2-4	H
10/25/78	T, 2-2	A
1/7/79	L, 3-5	A
1/27/79	W, 4-1	H
11/21/79	L, 0-4	A
12/28/79	W, 6-2	H
1/30/80	L, 2-5	A
2/23/80	W, 6-2	H
10/19/80	L, 4-8	A
10/21/80	W, 2-0	H
2/18/81	T, 5-5	H
2/25/81	T, 2-2	A
12/9/81	L, 3-7	A
12/19/81	L, 4-6	H
1/30/82	W, 5-2	H
11/3/82	T, 3-3	A
12/4/82	W, 4-2	H
1/19/83	W, 6-4	A
11/23/83	T, 2-2*	H
1/20/84	W, 5-3	H
2/22/84	L, 2-4	A
10/14/84	W, 5-3	A
11/25/84	W, 5-0	H
1/23/85	W, 3-2	A
10/27/85	W, 4-2	A
11/5/85	W, 8-4	H
12/28/85	L, 4-7	H
11/8/86	W, 3-2	H
11/12/86	T, 2-2*	A
12/28/86	L, 5-7	A
10/10/87	W, 6-4	H
12/12/87	W, 2-1	H
1/17/88	L, 4-5	A
12/21/88	W, 4-3	A
1/7/89	W, 6-3	H
2/15/89	L, 4-7	A
10/7/89	L, 2-3	H
10/29/89	L, 0-1	A
2/27/90	W, 4-0	H
10/25/90	L, 2-3*	A
11/16/90	L, 3-4	H
12/19/90	L, 2-3	A
10/12/91	L, 2-7	H
1/12/92	L, 2-4	A
11/3/92	W, 4-1	N
1/2/93	T, 2-2*	H
1/21/93	L, 2-6	A
1/8/94	W, 4-1	H
3/31/94	W, 6-3	A
1/17/95	W, 3-2	A
11/11/95	L, 1-4	H
10/5/96	L, 2-5	H
3/26/97	L, 3-5	A
10/15/97	W, 2-0	A
1/15/98	W, 3-2	H
12/17/98	W, 3-1	A
4/12/99	L, 2-4	H
12/27/99	T, 2-2*	H
2/18/00	W, 5-4	A
1/19/01	L, 1-3	A
2/27/01	L, 2-3	H
4/9/02	W, 3-1	H
11/15/02	T, 2-2*	A
2/15/04	W, 4-0	A
3/12/04	L, 3-4	H
1/10/06	L, 3-4 ot	H
3/19/08	L, 0-5	A
10/11/08	W, 4-2	H
3/14/10	W, 4-3 ot	A
3/13/11	W, 4-3 ot	H
3/18/12	L, 2-5	A
10/1/13	L, 4-6	A
4/11/14	W, 4-0	H
11/7/14	W, 3-2	A
1/1/15	W, 3-2	H
10/15/15	W, 4-1	H
2/28/16	L, 2-3	A
11/11/16	W, 3-2 ot	A
1/13/17	W, 6-0	H
12/6/17	W, 6-2	H
2/17/18	L, 1-7	A
11/21/18	W, 4-2	H
1/20/19	L, 5-8	A

CLEVELAND BARONS

Trail, 3-7-0
Home: 1-4-0
Away: 2-3-0

10/9/76	L, 3-6	A
11/14/76	L, 2-3	H
12/10/76	L, 1-7	A
12/11/76	L, 2-4	H
3/15/77	L, 1-5	H
10/15/77	L, 2-4	A
12/2/77	L, 2-3	H
12/7/77	W, 5-3	A
2/10/78	W, 4-1	A
3/18/78	W, 8-3	H

COLORADO AVALANCHE

Lead, 44-31-9-1
Home: 24-13-4-1
Away: 20-18-5-0

11/25/79	T, 2-2	A
12/1/79	W, 7-2	H
1/20/80	L, 2-3	A
1/26/80	T, 1-1	H
11/18/80	L, 2-6	A
2/22/81	L, 7-11	H
3/4/81	L, 4-7	A
3/18/81	L, 4-6	H
10/21/81	L, 3-6	H
1/5/82	L, 0-3	A
2/7/82	T, 5-5	H
1/2/83	W, 7-4	A
1/21/83	L, 4-5	H
2/6/83	T, 4-4	A
10/16/83	L, 2-4	H
11/29/83	L, 3-6	A
3/9/84	W, 5-3	H
11/27/84	W, 9-2	A
12/18/84	W, 4-1	A
1/4/85	L, 3-5	H
11/23/85	W, 3-0	H
12/22/85	W, 7-5	A
12/26/85	W, 4-3	H
10/21/86	T, 4-4*	A
11/14/86	L, 1-4	H
11/29/86	L, 3-4	A
11/6/87	L, 1-4	H
12/22/87	W, 2-1	A
3/4/88	W, 6-2	H
11/10/88	W, 4-1	H
12/13/88	W, 4-1	A
1/10/89	T, 4-4*	A
11/5/89	W, 3-0	A
2/6/90	W, 12-2	H
3/9/90	W, 4-3	H
11/6/90	W, 4-1	A
12/29/90	L, 3-4	A
3/14/91	W, 5-3	H
11/10/91	W, 10-3	A
12/17/91	W, 3-1	H
2/11/92	W, 4-3	A
11/22/92	W, 6-4	A
1/29/93	T, 3-3*	H
3/23/93	W, 5-1	H
11/9/93	W, 2-1	H
12/13/93	L, 3-5	A
1/15/94	W, 4-0	A
3/12/94	L, 3-4	H
1/24/95	L, 1-5	A
2/18/95	W, 4-2	H
3/31/95	W, 6-4	H
4/16/95	L, 2-4	A

Game-by-Game Results by Team

10/13/95	W, 3-1	H
10/18/95	L, 2-4	A
10/28/96	L, 0-1	A
3/6/97	W, 6-3	H
10/22/97	L, 3-4	A
11/18/97	T, 6-6*	H
3/9/99	L, 2-3*	H
3/26/99	L, 1-3	A
2/15/00	W, 2-1	H
10/17/00	OTL, 3-4*	H
2/7/01	W, 3-1	A
3/19/02	W, 3-0	A
12/16/02	T, 2-2*	A
3/16/03	W, 2-1	H
12/6/03	L, 1-4	A
10/25/06	W, 5-3	A
1/9/08	W, 2-1	H
2/20/09	L, 1-4	H
12/15/09	W, 6-2	A
12/11/10	L, 2-3	H
12/17/11	L, 1-2	A
10/12/13	L, 1-5	H
11/10/13	L, 1-4	A
11/20/14	W, 3-2	A
1/12/15	W, 2-1	H
11/21/15	W, 7-3	H
4/1/16	W, 4-2	A
10/18/16	W, 3-0	H
3/29/17	W, 5-3	A
11/16/17	L, 2-6	A
12/12/17	W, 5-2	H
11/16/18	W, 3-2 ot	A
2/7/19	W, 4-3 ot	H

COLUMBUS BLUE JACKETS

Lead, 24-10-1-5
Home: 12-3-1-3
Away: 12-7-0-2

10/27/00	L, 1-3	A
1/9/02	W, 6-3	H
3/23/02	W, 5-2	A
11/5/02	W, 4-3*	A
1/3/03	T, 2-2*	H
11/29/03	W, 5-3	A
10/5/05	W, 3-2	H
2/5/08	W, 4-3 ot	A
11/29/08	L, 0-3	A
1/9/09	L, 0-3	H
11/1/09	L, 4-5 ot	H
4/3/10	W, 3-2	A
3/31/11	W, 4-3 ot	H
12/31/11	W, 4-2	A
10/19/13	W, 4-1	H
11/12/13	W, 4-3 ot	H
1/17/14	L, 1-5	A
1/30/14	L, 2-5	A
11/11/14	W, 4-2	H
12/11/14	L, 2-3 ot	H
12/18/14	W, 5-4 ot	A
1/27/15	L, 3-4	A
3/3/15	W, 5-3	A
10/30/15	W, 2-1	H
1/2/16	L, 4-5 so	A
1/19/16	W, 6-3	A
3/28/16	W, 4-1	H
11/15/16	L, 1-2 ot	A
11/20/16	L, 2-3	H
1/5/17	W, 5-0	H
3/23/17	W, 2-1 so	A
4/2/17	W, 3-2	A
12/2/17	W, 4-3	H
2/6/18	W, 3-2	A
2/9/18	W, 4-2	H
2/26/18	L, 1-5	A
11/9/18	L, 1-2	H
12/8/18	W, 4-0	A
1/12/19	L, 1-2 ot	H
2/12/19	L, 0-3	A

DALLAS STARS

Trail, 32-48-16-3
Home: 17-22-8-2
Away: 15-26-8-1

10/12/74	L, 0-6	A
11/24/74	T, 4-4	H
11/27/74	L, 4-6	A
3/20/75	L, 1-5	H
11/29/75	L, 3-5	A
12/14/75	T, 4-4	H
12/26/75	T, 1-1	H
1/17/76	L, 3-7	A
11/7/76	W, 4-1	H
11/27/76	L, 1-6	A
2/15/77	T, 3-3	H
2/17/77	T, 4-4	A
10/29/77	L, 4-7	A
1/13/78	T, 2-2	A
1/29/78	L, 0-4	H
2/19/78	W, 2-1	H
11/15/78	W, 3-2	A
12/15/78	L, 1-6	H
12/27/78	L, 1-6	A
3/4/79	W, 5-4	H
11/3/79	L, 1-7	A
12/12/79	L, 4-5	H
1/5/80	T, 2-2	A
3/21/80	L, 3-4	H
12/3/80	T, 3-3	H
1/3/81	L, 0-3	A
1/10/81	L, 2-3	A
1/21/81	L, 1-2	H
11/4/81	L, 1-6	H
11/25/81	T, 4-4	A
2/20/82	L, 3-7	A
10/23/82	L, 1-3	H
12/16/82	T, 4-4	A
2/3/83	W, 3-1	H
10/29/83	W, 6-1	A
2/13/84	W, 4-0	A
3/21/84	W, 5-1	H
11/13/84	T, 3-3*	H
12/12/84	W, 3-2	A
1/14/85	W, 6-3	H
1/11/86	L, 3-5	A
1/21/86	W, 7-5	H
1/25/86	W, 6-3	A
10/24/86	W, 8-2	H
11/11/86	T, 2-2*	A
3/29/87	W, 4-2	H
10/31/87	T, 3-3*	A
11/14/87	W, 4-1	H
2/20/88	W, 3-0	A
11/15/88	W, 4-2	H
1/30/89	T, 4-4*	A
2/28/89	L, 3-4	H
1/31/90	W, 4-3*	A
2/11/90	W, 5-3	H
3/18/90	W, 4-3	A
1/17/91	L, 2-5	A
1/25/91	T, 2-2*	H
2/22/91	W, 3-1	H
12/7/91	W, 4-2	A
1/7/92	L, 3-5	H
3/3/92	L, 1-3	H
11/18/92	L, 4-5	H
2/9/93	W, 3-2	A
3/18/94	L, 2-6	A
4/3/94	L, 3-6	H
10/17/95	W, 4-3	A
3/17/96	W, 2-1	H
10/8/96	L, 3-5	A
1/24/97	L, 2-5	H
10/29/97	L, 3-4	H
4/8/98	L, 1-2*	A
11/27/98	L, 0-4	A
3/17/99	W, 2-1*	H
11/17/99	T, 2-2*	H
2/13/00	L, 1-2	A
10/14/00	L, 0-2	A
12/28/01	W, 3-2*	A
3/12/02	L, 2-5	H
10/20/02	L, 2-5	A
11/13/02	L, 1-6	H
10/17/03	L, 2-4	A
1/12/06	L, 1-4	A
11/30/06	W, 4-3	H
10/25/08	W, 6-5 ot	A
3/8/10	L, 3-4 so	H
12/2/10	L, 1-2	A
11/8/11	L, 2-5	H
10/5/13	L, 1-2	A
4/1/14	L, 0-5	H
1/17/15	L, 4-5	A
3/13/15	L, 2-4	H
11/19/15	L, 2-3	H
2/13/16	L, 3-4	A
1/21/17	W, 4-3 ot	A
3/6/17	L, 2-4	H
12/19/17	W, 4-3 ot	A
3/20/18	W, 4-3	H
11/3/18	L, 3-4 ot	H
1/4/19	L, 1-2 ot	A

DETROIT RED WINGS

Lead, 53-45-16-5
Home: 31-22-5-1
Away: 22-23-11-4
Neutral: 1-0-0-0

10/19/74	L, 4-6	A
10/22/74	L, 0-3	H
1/25/75	L, 2-5	A
1/26/75	W, 6-3	H
3/30/75	L, 5-8	H
4/2/75	L, 3-8	A
12/12/75	L, 3-5	H
12/31/75	L, 0-4	A
2/15/76	W, 8-5	H
2/21/76	W, 5-1	A
3/24/76	L, 3-7	A
3/30/76	W, 5-3	H
10/7/76	T, 3-3	A
1/4/77	T, 2-2	H
1/10/77	W, 2-0	A
1/27/77	W, 4-1	H
3/13/77	T, 3-3	A
3/29/77	W, 6-1	H
11/9/77	T, 1-1	A
12/23/77	W, 3-2	H
1/11/78	L, 3-6	H
1/22/78	L, 3-6	A
2/23/78	L, 1-4	A
3/26/78	L, 1-4	H
11/5/78	T, 3-3	H
12/23/78	T, 2-2	A
1/6/79	W, 4-1	A
1/19/79	W, 5-1	H
1/30/79	L, 4-7	A
2/21/79	L, 3-4	H
3/11/79	T, 3-3	A
3/14/79	L, 1-4	H
11/16/79	L, 2-4	H
2/6/80	T, 2-2	A
2/28/80	L, 1-4	A
3/15/80	W, 5-2	H
11/26/80	T, 7-7	A
12/14/80	L, 4-5	H
3/26/81	W, 2-0	A
4/5/81	W, 7-2	H
10/10/81	W, 6-3	H
11/13/81	T, 3-3	H
1/16/82	T, 5-5	A
1/5/83	W, 5-2	A
2/1/83	W, 5-2	H
4/1/83	L, 7-8	A
11/6/83	W, 3-2	H
12/28/83	L, 2-3*	H
2/25/84	L, 1-4	A
12/9/84	W, 4-0	H
1/8/85	W, 4-2	A
1/29/85	L, 3-4	A
1/7/86	W, 4-3	H
1/28/86	L, 0-7	A
2/25/86	W, 4-3*	H
11/21/86	T, 3-3*	A
1/28/87	W, 2-1	A
2/24/87	W, 8-2	H
11/17/87	L, 0-1	H
12/16/87	L, 1-6	A
3/29/88	T, 2-2*	H
11/1/88	T, 3-3*	A
11/27/88	W, 4-3	A
1/22/89	L, 3-4	H
11/29/89	W, 5-3	A
12/29/89	W, 2-1	H
2/25/90	W, 9-4	H
10/6/90	W, 6-4	H
11/19/90	W, 3-2*	A
1/22/91	W, 2-1*	A
11/8/91	L, 4-5	H
11/25/91	L, 4-5	A
2/5/92	L, 1-4	A
11/20/92	L, 5-7	H
11/30/92	W, 4-1	A
3/16/93	W, 4-2	N
1/30/94	W, 6-3	H
3/25/94	T, 2-2*	A
1/13/96	L, 2-4	H
2/15/96	L, 3-4	A
12/4/96	L, 0-2	H
12/26/96	L, 4-5*	A
1/11/98	L, 0-2	A
2/1/98	L, 2-4	H
10/13/98	L, 2-3	H
3/3/00	T, 2-2*	H
4/7/00	W, 4-2	A
10/31/00	W, 6-2	H
4/1/01	OTL, 1-2*	A
1/18/02	L, 1-3	A
2/22/03	L, 1-5	H
11/24/03	W, 4-1	A
12/13/03	L, 1-5	H
12/9/05	L, 3-4	H
12/17/07	L, 3-4 so	A
1/31/09	W, 4-2	H
10/10/09	L, 2-3	A
1/19/10	W, 3-2	H
3/16/11	L, 2-3	A
10/22/11	W, 7-1	H
3/19/12	W, 5-3	A
11/15/13	W, 4-3 so	A
1/31/14	L, 3-4 so	A
2/2/14	W, 6-5 ot	H
10/29/14	L, 2-4	H
1/10/15	W, 3-1	H
4/5/15	W, 2-1	A
11/10/15	L, 0-1	A
11/18/15	W, 2-1 ot	A
12/8/15	W, 3-2 so	H
11/18/16	W, 1-0	H
2/9/17	W, 6-3	H
2/18/17	L, 3-2 so	A
10/20/17	W, 4-3 ot	A
2/11/18	OTL, 4-5	H
3/22/18	W, 1-0	A
10/20/17	W, 4-3 ot	A
2/11/18	L, 4-5 ot	H
3/22/18	W, 1-0	A
11/23/18	W, 3-1	H
12/11/18	W, 6-2	H
1/6/19	W, 3-2	A

EDMONTON OILERS

Lead, 39-30-6-1
Home: 25-10-2-1
Away: 14-20-4-0

10/28/79	W, 6-4	A
11/13/79	L, 3-5	H
1/16/80	L, 2-5	H
2/15/80	L, 2-8	A
11/1/80	T, 2-2	A
12/17/80	W, 5-2	H
1/7/81	L, 3-6	A
2/1/81	W, 7-4	H
1/13/82	T, 6-6	H
2/12/82	L, 3-5	A
2/28/82	L, 1-4	H
11/24/82	T, 3-3	A
2/23/83	L, 3-6	A
3/2/83	L, 3-5	H
11/2/83	L, 3-11	A
11/9/83	L, 4-7	H
2/5/84	W, 9-2	H
10/24/84	T, 3-3*	A
11/9/84	L, 5-8	H
2/23/85	T, 3-3*	A
11/12/85	W, 5-2	H
12/18/85	W, 5-2	A
2/8/86	W, 5-4*	H
10/29/86	L, 3-6	A
2/15/87	W, 5-3	A
2/27/87	W, 5-2	H
12/1/87	W, 4-2	H
1/2/88	W, 2-0	H
1/11/88	L, 2-3	A
10/29/88	L, 3-4*	A
1/13/89	W, 5-3	H
2/17/89	W, 8-2	A
11/11/89	L, 3-5	H
2/4/90	L, 4-5*	H
2/14/90	W, 4-3	A
10/28/90	W, 1-0	A
2/8/91	W, 6-3	H
3/10/91	W, 5-3	A
10/23/91	W, 6-5	A
3/22/92	W, 6-2	H
10/31/92	L, 2-4	A
1/9/93	W, 4-3	H
10/24/93	W, 3-2*	A
2/15/94	T, 2-2*	H
12/22/95	W, 6-3	H
2/7/96	W, 2-1	A
1/26/97	L, 1-3	H
2/9/97	L, 1-4	A
11/8/97	W, 2-1	H
3/25/98	L, 2-4	A
10/28/98	L, 2-8	A
3/6/99	W, 4-3	H
12/21/99	L, 2-6	A
12/16/00	W, 4-0	H
3/10/02	W, 4-2	H
3/16/02	L, 1-4	A
3/22/03	L, 3-5	A
1/11/04	W, 1-0	H
10/28/06	L, 0-4	A
1/17/08	W, 5-4 so	H
1/13/09	L, 2-5	H
12/19/09	W, 4-2	A
3/9/11	W, 5-0	H
10/27/11	L, 1-2	A
10/14/13	W, 4-2	H
10/24/13	W, 4-1	A
10/22/14	L, 2-3	A
1/20/15	L, 4-5 so	H
10/23/15	W, 7-4	A
11/23/15	W, 1-0	H
10/26/16	L, 1-4	A
2/24/17	W, 2-1	H
10/28/17	W, 5-2	A
11/12/17	W, 2-1 so	H
10/25/18	L, 1-4	A
11/5/18	W, 4-2	H

FLORIDA PANTHERS

Lead, 64-42-9-11
Home: 34-17-5-7
Away: 30-25-4-4

11/20/93	L, 3-4	A
12/28/93	T, 3-3*	H
1/19/94	L, 1-5	A
2/24/94	W, 2-1	A
2/26/94	W, 4-2	H
2/4/95	W, 3-2	H
3/16/95	L, 1-5	A
4/14/95	W, 3-0	H
4/30/95	T, 2-2*	A
11/3/95	L, 2-3	H
12/5/95	L, 3-4	H
12/28/95	W, 5-4	A
1/23/96	L, 4-5	H
2/29/96	T, 2-2*	A
11/7/96	L, 2-4	A
11/18/96	W, 4-2	A
12/28/96	T, 1-1*	H
2/1/97	W, 3-1	A
4/6/97	T, 3-3*	H
11/9/97	L, 2-3	A
11/23/97	W, 5-2	A
12/5/97	W, 3-2*	H
12/7/97	L, 4-5	A
12/18/97	L, 0-4	H
3/7/98	W, 6-3	H
10/24/98	T, 2-2*	H
12/23/98	W, 4-0	A
3/11/99	L, 1-2	H
4/1/99	W, 5-3	H
4/5/99	W, 3-0	A
10/2/99	L, 3-4	A
12/4/99	L, 1-2	A
1/19/00	W, 3-1	A
2/23/00	W, 3-2*	H
3/7/00	W, 4-2	H
11/4/00	W, 3-2	A
12/23/00	W, 5-3	H
1/24/01	W, 2-1	H
3/23/01	L, 1-4	A
4/5/01	W, 3-0	H
10/24/01	W, 4-3*	A
12/19/01	L, 2-5	A
1/7/02	L, 1-2	H
1/12/02	W, 1-0	A
2/26/02	W, 4-3	H
10/26/02	T, 1-1*	A
11/7/02	W, 2-1*	H
1/11/03	W, 12-2	H
2/15/03	W, 2-1	A
4/1/03	W, 3-0	H
11/22/03	OTL, 2-3*	H
12/17/03	T, 2-2*	A
1/23/04	L, 1-4	A
2/21/04	T, 2-2*	H
2/27/04	W, 4-1	A
3/2/04	L, 0-1	H
10/20/05	L, 2-3	A
12/1/05	L, 2-3	A
12/18/05	L, 2-3	H
1/8/06	L, 3-4 so	H
2/7/06	L, 0-5	H
3/18/06	L, 3-4 so	H
3/22/06	L, 2-3	A
4/15/06	W, 2-1 so	A
10/18/06	W, 5-2	H
11/13/06	W, 4-1	A
1/13/07	L, 3-7	A
1/20/07	L, 1-4	H
2/1/07	L, 3-6	A
2/27/07	L, 5-6 so	H
3/30/07	L, 2-3 ot	A

Game-by-Game Results by Team

4/3/07	W, 1-0	H
11/15/07	L, 1-2	A
11/19/07	L, 3-4	H
11/28/07	L, 1-2 so	H
12/1/07	W, 2-1	A
1/19/08	W, 5-3	H
2/15/08	L, 2-4	A
3/29/08	W, 3-0	A
4/5/08	W, 3-1	H
12/2/08	L, 3-5	H
2/7/09	W, 3-1	H
2/15/09	W, 4-2	A
3/1/09	L, 2-6	H
3/17/09	W, 3-0	A
4/11/09	L, 4-7	A
11/6/09	W, 4-1	A
11/7/09	W, 7-4	H
12/4/09	W, 6-2	H
1/13/10	W, 5-4 so	A
1/29/10	W, 4-1	H
3/16/10	W, 7-3	A
12/9/10	L, 0-3	H
1/8/11	W, 3-2	H
1/11/11	L, 3-4 ot	A
3/16/11	W, 3-2 ot	A
4/6/11	W, 5-2	H
4/9/11	L, 0-1	A
10/18/11	W, 3-0	H
12/5/11	L, 4-5	A
2/1/12	L, 2-4	A
2/7/12	W, 4-0	H
2/17/12	W, 2-1	A
4/5/12	W, 4-2	H
2/9/13	W, 5-0	H
2/12/13	W, 6-5 ot	A
3/7/13	W, 7-1	H
4/6/13	W, 4-3	A
11/2/13	W, 3-2 so	H
12/13/13	L, 2-3 so	A
2/27/14	W, 5-4	A
10/18/14	W, 2-1 so	H
12/16/14	L, 1-2 so	A
1/4/15	W, 4-3	H
10/31/15	W, 2-1 ot	A
12/10/15	L, 1-4	A
2/2/16	L, 2-5	H
10/20/16	W, 4-2	A
11/5/16	W, 4-2	H
4/9/17	L, 0-2	H
10/21/17	L, 1-4	H
1/25/18	W, 4-2	A
2/22/18	L, 2-3	A
10/19/18	L, 5-6 so	H
2/9/19	L, 4-5 ot	H
4/1/19	L, 3-5	A

LOS ANGELES KINGS

Trail, 39-57-13-3
Home: 23-24-7-1
Away: 16-33-6-2

10/15/74	T, 1-1	H
12/19/74	L, 1-4	A
1/14/75	L, 2-6	H
1/30/75	L, 4-6	A
2/18/75	L, 1-6	H
3/26/75	L, 1-5	A
10/15/75	L, 3-4	A
10/28/75	L, 0-6	A
11/5/75	L, 1-3	H
11/26/75	W, 7-2	H
1/27/76	L, 0-2	A
2/10/76	T, 2-2	H
10/16/76	L, 1-7	A
10/21/76	T, 5-5	H
12/14/76	L, 2-4	H
2/2/77	L, 2-7	A
3/1/77	L, 2-3	H
3/10/77	L, 0-6	A
11/8/77	L, 1-5	H
11/29/77	L, 2-4	A
12/17/77	W, 2-1	A
1/4/78	W, 4-0	H
2/1/78	L, 3-8	A
2/21/78	L, 1-4	H
10/11/78	W, 4-2	A
10/20/78	L, 4-6	H
10/28/78	L, 1-5	A
12/4/78	L, 2-10	A
1/3/79	W, 8-3	H
1/31/79	W, 5-3	H
2/28/79	T, 3-3	A
4/3/79	W, 6-2	H
10/16/79	W, 8-6	H
10/24/79	L, 3-5	A
2/12/80	W, 5-2	A
2/26/80	W, 5-3	H
10/29/80	L, 2-4	A
11/5/80	L, 3-5	H
1/15/81	W, 3-0	H
2/7/81	T, 4-4	A
10/29/81	L, 3-4	A
1/7/82	T, 3-3	H
2/17/82	W, 5-2	A
12/14/82	W, 7-2	H
1/11/83	L, 7-9	H
2/19/83	T, 3-3	A
12/18/83	W, 5-0	H
1/11/84	W, 4-2	A
2/16/84	W, 4-2	A
10/16/84	W, 5-3	H
2/8/85	W, 6-1	H
2/16/85	L, 2-5	A
12/14/85	W, 5-4	A
2/15/86	W, 4-1	A
3/18/86	L, 2-5	H
11/18/86	L, 5-6	H
2/18/87	L, 4-7	A
3/17/87	L, 4-5	H
12/6/87	W, 10-3	H
1/13/88	W, 8-3	A
2/24/88	L, 3-4	A
1/24/89	T, 4-4*	H
2/10/89	L, 6-7*	H
2/22/89	W, 7-2	A
11/18/89	L, 3-5	A
1/1/90	L, 4-7	H
2/19/90	L, 2-3	A
11/2/90	W, 4-3	H
2/18/91	L, 2-5	A
3/5/91	T, 3-3*	H
1/10/92	W, 7-4	H
1/16/92	T, 2-2*	A
2/15/92	L, 3-6	A
2/13/93	W, 10-3	A
2/20/93	W, 7-3	H
10/22/93	W, 6-3	H
2/12/94	W, 6-1	A
10/20/95	L, 4-7	H
11/30/95	L, 2-3	A
10/12/96	L, 3-4	H
12/14/96	T, 4-4*	A
12/13/97	T, 2-2*	A
4/4/98	W, 3-2	H
12/9/98	L, 1-2	A
1/29/99	L, 3-6	H
10/9/99	T, 2-2*	H
10/26/99	L, 2-5	A
10/6/00	L, 1-4	H
2/10/01	W, 4-3	A
10/16/01	W, 3-2*	A
3/14/03	L, 1-3	H
11/10/03	L, 2-3	H
12/6/03	L, 3-7	A
12/14/05	W, 3-2	A
2/8/07	W, 4-3 ot	H
11/20/08	L, 2-5	A
2/5/09	L, 4-5	H
1/2/10	L, 1-2	A
2/12/11	L, 1-4	H
1/9/12	L, 2-5	A
3/20/14	L, 1-2 so	A
3/25/14	L, 4-5 so	H
2/3/15	W, 4-0	H
2/14/15	L, 1-3	A
2/16/16	W, 3-1	H
3/9/16	L, 3-4 ot	A
2/5/17	W, 5-0	H
3/11/17	L, 2-4	A
11/30/17	L, 2-5	H
3/8/18	L, 1-3	A
2/11/19	W, 6-4	H
2/18/19	W, 3-2	A

MINNESOTA WILD

Lead, 14-9-0-1
Home: 9-3-0-0
Away: 5-6-0-1

12/14/00	W, 2-1	H
1/10/01	L, 0-3	A
2/6/02	W, 2-1	H
11/16/02	L, 0-1	A
11/21/02	L, 3-4	H
11/1/03	L, 1-2	A
10/12/06	L, 2-3 so	A
2/26/08	W, 4-1	H
11/24/08	L, 3-4	A
11/13/09	W, 3-1	H
10/28/10	L, 1-2	A
3/25/12	W, 3-0	H
11/7/13	W, 3-2 so	H
1/4/14	L, 3-5	A
3/5/15	L, 1-2	H
3/19/15	W, 3-2	A
2/11/16	W, 4-3	A
2/26/16	W, 3-2	H
3/14/17	W, 4-2	H
3/28/17	W, 4-3 ot	A
11/18/17	W, 3-1	H
2/15/18	W, 5-2	A
11/13/18	W, 5-2	H
3/22/19	L, 1-2	A

MONTREAL CANADIENS

Tied, 73-73-17-5
Home: 39-33-9-2
Away: 34-40-8-3

10/31/74	L, 0-3	H
11/10/74	L, 1-11	H
1/4/75	L, 0-10	A
1/12/75	L, 2-7	H
3/7/75	L, 4-8	A
4/5/75	L, 2-10	A
12/6/75	L, 3-9	A
12/29/75	L, 0-6	H
1/3/76	L, 0-7	A
1/13/76	L, 2-3	H
3/14/76	L, 1-5	A
4/4/76	L, 3-4	H
10/19/76	L, 0-6	H
1/8/77	L, 2-7	A
1/18/77	L, 0-3	H
1/22/77	L, 2-5	A
4/2/77	L, 0-11	A
4/3/77	L, 1-2	H
10/19/77	L, 3-5	H
10/24/77	L, 1-5	A
2/17/78	L, 2-8	H
3/8/78	L, 3-4	A
3/25/78	L, 0-5	A
4/2/78	T, 4-4	H
11/2/78	L, 2-4	A
11/8/78	L, 0-6	A
2/4/79	L, 4-8	H
2/17/79	L, 0-2	A
2/25/79	L, 5-8	H
3/5/79	T, 2-2	H
3/24/79	L, 1-3	A
4/7/79	L, 3-10	A
10/30/79	T, 2-2	H
11/5/79	L, 0-2	A
2/19/80	W, 3-1	H
3/1/80	L, 3-6	A
10/15/80	T, 3-3	H
12/27/80	L, 4-7	A
2/14/81	L, 1-6	A
3/22/81	T, 2-2	H
11/27/81	W, 5-2	H
12/14/81	L, 3-6	A
4/4/82	W, 3-1	H
10/20/82	T, 3-3	H
1/29/83	T, 3-3	A
2/26/83	L, 1-4	A
11/26/83	W, 5-2	A
12/10/83	W, 2-0	H
2/3/84	W, 4-1	H
12/20/84	T, 2-2*	A
3/21/85	L, 2-3	A
3/22/85	W, 3-1	H
11/27/85	W, 5-3	H
2/7/86	W, 3-2	H
2/19/86	T, 4-4*	A
10/20/86	W, 5-4	A
12/1/86	W, 2-1*	A
12/6/86	W, 3-1	H
10/24/87	L, 2-3	H
12/23/87	T, 2-2*	A
1/29/88	W, 4-3	H
12/10/88	T, 0-0*	A
3/8/89	L, 2-3	A
3/17/89	W, 4-1	H
10/16/89	W, 4-3*	A
1/26/90	W, 6-3	H
3/23/90	L, 2-4	H
10/15/90	L, 1-3	A
11/30/90	L, 3-4	H
1/12/91	L, 1-4	A
11/11/91	W, 4-2	A
11/27/91	W, 3-1	H
3/27/92	W, 4-3	H
11/23/92	T, 1-1*	A
4/2/93	W, 4-0	H
4/12/93	W, 3-2*	A
12/3/93	T, 2-2*	H
12/11/93	W, 5-3	A
1/17/94	L, 1-3	A
2/4/94	L, 0-4	H
1/25/95	L, 0-2	A
3/4/95	W, 5-1	H
4/17/95	L, 2-5	A
11/1/95	W, 5-2	H
12/26/95	W, 4-0	H
1/31/96	L, 3-5	A
3/27/96	W, 1-0*	A
11/15/96	W, 3-1	H
11/30/96	W, 2-0	A
3/22/97	W, 3-1	A
4/10/97	W, 3-2	H
10/18/97	W, 3-2	A
11/15/97	W, 3-2	A
11/26/97	L, 5-6	H
4/6/98	T, 2-2*	H
10/16/98	T, 2-2*	H
1/15/99	L, 0-3	H
1/18/99	T, 4-4*	A
12/13/99	L, 0-1	H
3/20/99	W, 1-0	A
1/4/00	W, 6-1	H
2/10/00	W, 1-0	A
2/26/00	W, 3-0	A
11/17/00	W, 4-3	H
1/27/01	L, 2-4	A
2/17/01	W, 6-3	A
2/23/01	W, 3-1	H
10/19/01	W, 4-1	H
11/24/01	L, 3-5	A
1/16/02	L, 0-2	A
1/23/02	L, 3-5	H
1/25/03	T, 1-1*	A
2/9/03	L, 0-2	H
2/24/03	W, 4-1	H
3/25/03	W, 4-3*	A
10/14/03	L, 1-5	A
11/28/03	L, 3-5	H
12/23/03	W, 3-2	H
1/4/04	L, 1-4	A
11/19/05	W, 5-1	A
12/23/05	W, 4-2	H
3/20/06	L, 2-4	H
3/30/06	L, 2-3 ot	A
12/27/06	L, 1-4	H
1/4/07	W, 5-1	H
2/20/07	L, 3-5	A
3/24/07	L, 1-4	A
12/20/07	L, 2-5	H
1/5/08	W, 5-4 ot	A
1/29/08	L, 0-4	A
1/31/08	W, 5-4 ot	H
11/28/08	W, 3-0	H
12/13/08	W, 2-1	A
1/10/09	L, 4-5	A
2/18/09	W, 4-3 so	H
11/20/09	L, 2-3	H
11/28/09	W, 4-3 so	A
1/5/10	W, 4-2	H
2/10/10	L, 5-6 ot	A
12/28/10	W, 3-0	H
2/1/11	L, 2-3 so	H
3/15/11	W, 4-2	A
3/26/11	W, 2-0	A
1/18/12	W, 3-0	A
2/4/12	W, 3-0	A
2/24/12	W, 4-1	H
3/31/12	W, 3-2 so	H
1/24/13	L, 1-4	H
4/9/13	W, 3-2	A
4/20/13	W, 5-1	A
11/22/13	L, 2-3	H
11/29/13	W, 3-2 so	H
1/25/14	W, 5-0	A
10/9/14	L, 1-2 so	H
1/31/15	L, 0-1 ot	A
4/2/15	W, 5-4 so	A
12/3/15	W, 3-2	A
12/26/15	W, 3-1	H
2/24/16	L, 3-4	H
12/17/16	L, 1-2	H
1/9/17	W, 4-1	A
2/4/17	W, 3-2	A
10/7/17	W, 6-1	H
1/19/18	L, 2-3	H
3/24/18	W, 6-4	A
11/1/18	L, 4-6	A
11/19/18	W, 5-4 ot	H
4/4/19	W, 2-1	H

NASHVILLE PREDATORS

Tied, 13-13-1-2
Home: 8-5-0-1
Away: 5-8-1-1

12/26/98	L, 1-3	A
3/30/99	L, 2-3	H
11/26/99	W, 1-0	H
2/12/00	W, 4-2	A
10/13/00	L, 1-3	A
2/21/01	W, 2-1	H
2/8/02	T, 3-3*	A
10/11/02	W, 5-4	H
2/13/04	L, 2-5	A
12/7/05	L, 2-5	H
3/18/08	W, 4-2	A
10/28/08	W, 4-3 so	H
3/10/09	W, 2-1 ot	A
10/17/09	W, 3-2 so	H
10/16/10	W, 3-2 ot	A
11/15/11	L, 1-3	A
12/20/11	W, 4-1	H
12/7/13	W, 5-2	H
3/30/14	L, 3-4 so	A
1/16/15	L, 3-4	A
3/28/15	L, 3-4	H
2/9/16	W, 5-3	A
3/18/16	W, 4-1	H
2/25/17	L, 2-5	A
3/16/17	L, 1-2 ot	H
11/14/17	L, 3-6	A
4/5/18	L, 3-4	H
12/31/18	L, 3-6	H
1/15/19	L, 2-7	A

NEW JERSEY DEVILS

Lead, 111-75-13-15
Home: 65-29-6-8
Away: 46-46-7-7

11/3/74	L, 4-5	H
1/11/75	L, 3-5	A
2/13/75	L, 1-5	A
2/16/75	W, 3-0	H
10/22/75	L, 2-4	H
10/30/75	W, 6-2	A
2/7/76	L, 1-5	A
3/23/76	T, 5-5	H
10/29/76	W, 2-1	A
11/21/76	W, 3-1	H
12/29/76	L, 1-3	A
3/18/77	W, 5-0	H
10/28/77	L, 1-8	A
1/25/78	T, 3-3	H
2/28/78	W, 7-4	H
3/30/78	W, 4-3	A
12/5/78	W, 4-1	A
12/12/78	L, 3-4	H
1/12/79	W, 8-1	H
2/15/79	W, 9-3	A
11/20/79	T, 3-3	A
2/24/80	T, 1-1	A
3/2/80	L, 1-3	H
3/18/80	W, 4-1	H
10/30/80	T, 5-5	A
12/6/80	W, 8-6	H
1/12/81	W, 2-1	A
3/10/81	W, 4-3	H
10/31/81	L, 4-6	A
11/18/81	W, 7-1	H
2/14/82	L, 3-5	A
11/8/82	T, 2-2	A
11/10/82	W, 3-0	H
12/9/82	W, 6-4	A
1/23/83	W, 3-1	H
2/5/83	W, 5-4	H
3/8/83	W, 5-4	A
3/24/83	W, 5-3	H
10/26/83	W, 2-0	A
12/1/83	W, 8-4	H
12/2/83	T, 2-2*	A
12/31/83	W, 3-2	A
2/2/84	W, 2-0	A
3/14/84	T, 3-3*	H
3/28/84	W, 6-2	H
11/3/84	W, 6-4	H
11/10/84	T, 2-2*	A
12/4/84	W, 4-1	H
1/12/85	L, 3-5	A
3/5/85	W, 4-1	H
3/19/85	W, 4-1	H
3/28/85	L, 2-3	A
10/12/85	L, 1-4	A
11/30/85	W, 6-2	A
1/3/86	W, 3-2	A
1/4/86	W, 9-3	H

Game-by-Game Results by Team

1/17/86	W, 4-3	A
2/1/86	W, 5-4	H
3/4/86	W, 4-2	H
10/25/86	W, 2-1	H
12/9/86	W, 4-2	H
12/19/86	L, 4-6	A
1/18/87	W, 6-1	A
1/20/87	W, 6-3	H
3/3/87	W, 3-2	H
4/5/87	W, 6-5*	A
11/7/87	L, 1-4	A
12/30/87	W, 4-3	A
1/19/88	W, 6-4	H
2/17/88	W, 4-3	A
3/1/88	W, 5-3	H
3/2/88	W, 6-1	A
3/20/88	L, 2-4	H
10/15/88	W, 8-5	H
11/12/88	L, 3-6	H
11/19/88	W, 3-2	A
12/7/88	L, 1-5	A
1/20/89	L, 5-6*	H
4/1/89	W, 6-4	H
4/2/89	L, 4-7	A
12/2/89	W, 5-3	A
12/27/89	W, 3-1	A
1/16/90	W, 9-6	H
1/24/90	L, 2-3	A
2/9/90	L, 3-5	H
3/4/90	W, 4-3	H
3/27/90	L, 1-4	A
10/17/90	L, 2-3	A
10/20/90	W, 4-0	H
12/7/90	W, 5-2	H
12/8/90	L, 2-4	A
1/1/91	W, 4-3	H
2/25/91	L, 1-5	A
3/30/91	W, 4-0	H
10/18/91	W, 6-5	H
10/19/91	W, 5-1	A
11/20/91	L, 5-6*	A
12/29/91	W, 4-3	A
1/24/92	L, 2-5	H
3/7/92	W, 3-2*	H
4/12/92	W, 4-3*	A
10/12/92	L, 2-4	A
11/13/92	L, 0-3	A
11/14/92	L, 3-4*	H
12/9/92	W, 6-2	A
1/1/93	W, 9-2	H
3/27/93	L, 2-5	H
4/10/93	L, 3-5	H
10/8/93	L, 3-6	H
10/9/93	L, 4-6	A
1/9/94	W, 4-0	A
1/14/94	L, 2-5	H
4/1/94	W, 2-1	H
2/15/95	L, 2-4	A
2/20/95	L, 0-2	H
2/25/95	T, 3-3*	A
4/12/95	L, 1-2	H
1/6/96	L, 1-3	A
1/25/96	L, 1-3	A
2/18/96	L, 0-3	A
2/24/96	L, 1-2	H
4/11/96	L, 2-3	H
11/12/96	L, 2-3*	A
11/22/96	W, 5-1	A
11/23/96	W, 4-3	H
3/15/97	L, 2-3	A
3/19/97	T, 2-2*	H
4/1/97	L, 0-1	H
10/4/97	W, 4-1	H
11/1/97	L, 1-3	A
12/23/97	T, 1-1*	H
3/20/98	W, 2-0	H
3/21/98	L, 2-3	A
12/1/98	L, 0-4	H
12/30/98	L, 2-3	H
1/9/99	W, 3-2	A
2/12/99	W, 3-2	A
4/8/99	L, 0-1	A
11/13/99	W, 4-2	H
12/18/99	L, 4-5	A
1/14/00	W, 3-2*	A
3/11/00	W, 4-2	H
10/19/00	W, 5-2	H
12/9/00	W, 3-2	A
12/29/00	L, 2-4	A
4/3/01	L, 4-6	H
10/6/01	W, 6-1	H
12/8/01	L, 1-3	A
3/29/02	W, 3-1	A
4/13/02	L, 3-4*	H
12/27/02	W, 3-2	H
12/28/02	OTL, 1-2*	A
2/5/03	L, 1-4	H
3/1/03	OTL, 1-2*	A
12/4/03	L, 0-3	A
1/1/04	T, 2-2*	H
1/17/04	OTL, 1-2*	A
2/19/04	W, 3-1	H
11/11/05	L, 3-4	H
11/12/05	L, 2-3	A
12/28/05	L, 2-7	A
3/10/06	L, 3-4 so	H
12/22/06	L, 1-4	H
12/29/06	L, 3-4	A
2/24/07	W, 4-2	A
2/25/07	L, 2-3	H
12/7/07	L, 2-3	A
12/10/07	W, 3-2	H
2/24/08	L, 1-2 ot	H
2/29/08	W, 4-0	A
10/18/08	L, 3-4 so	H
11/14/08	W, 3-1	H
11/15/08	L, 5-6 so	A
2/3/09	W, 5-2	A
10/12/09	L, 2-3 so	H
11/4/09	L, 2-3	A
11/14/09	L, 2-5	A
12/26/09	W, 4-1	H
10/9/10	W, 7-2	H
11/22/10	L, 0-5	A
12/21/10	W, 5-1	H
3/18/11	W, 3-0	A
11/11/11	W, 3-1	A
11/12/11	L, 2-3 so	H
12/23/11	L, 3-4 so	A
3/2/12	L, 0-5	H
1/25/13	L, 2-3 ot	A
2/21/13	L, 2-3	H
2/23/13	W, 5-1	H
12/21/13	L, 4-5 ot	H
1/24/14	L, 1-2	A
2/8/14	W, 3-0	H
4/4/14	L, 1-2	A
10/16/14	W, 6-2	H
11/14/14	L, 0-1	H
12/6/14	W, 4-1	A
12/20/14	W, 4-0	A
3/26/15	W, 3-2 ot	H
10/10/15	W, 5-3	H
2/6/16	W, 3-2 so	H
2/20/16	W, 4-3	H
3/25/16	W, 1-0 ot	A
12/29/16	L, 1-2 so	H
12/31/16	W, 6-2	A
1/26/17	W, 5-2	A
3/2/17	W, 1-0	H
10/13/17	W, 5-2	A
12/30/17	W, 5-2	H
1/18/18	OTL, 3-4	A
4/7/18	W, 5-3	H
10/11/18	L, 0-6	A
11/30/18	W, 6-3	H
3/8/19	W, 3-0	H
3/19/19	W, 4-1	A

NEW YORK ISLANDERS

Lead, 109-90-13-6
Home: 56-39-11-3
Away: 53-51-2-3

10/20/74	L, 0-5	H
12/29/74	L, 0-7	H
1/2/75	L, 2-5	A
2/8/75	L, 1-5	A
11/1/75	L, 3-7	A
1/21/76	L, 2-5	H
2/22/76	L, 0-4	H
3/6/76	L, 3-6	A
1/15/77	L, 1-2	A
1/16/77	T, 2-2	H
2/5/77	T, 3-3	A
2/20/77	T, 2-2	H
11/13/77	L, 0-6	H
1/14/78	L, 0-4	H
2/4/78	L, 1-6	A
4/1/78	L, 2-3	A
11/4/78	L, 1-4	A
11/17/78	L, 2-4	H
1/16/79	L, 2-6	A
4/1/79	W, 6-4	H
12/22/79	L, 1-2	A
1/12/80	L, 2-5	A
1/27/80	W, 7-1	H
3/9/80	W, 3-1	H
10/12/80	L, 1-2	H
1/17/81	L, 4-6	A
3/29/81	L, 4-5	H
4/4/81	L, 1-4	A
10/23/81	L, 2-4	H
10/24/81	L, 4-6	A
12/17/81	L, 1-4	A
1/17/82	T, 2-2	H
2/2/82	L, 6-7	A
2/4/82	L, 2-5	H
3/21/82	L, 2-3	H
3/23/82	L, 1-8	A
10/21/82	L, 3-6	A
11/13/82	W, 3-1	H
11/28/82	T, 3-3	H
12/23/82	W, 5-1	A
2/10/83	L, 3-8	A
3/12/83	L, 2-6	A
3/30/83	L, 1-7	H
10/8/83	L, 7-8*	H
11/18/83	W, 7-1	H
11/19/83	L, 2-6	A
12/22/83	L, 1-6	A
12/23/83	W, 7-3	H
3/17/84	W, 2-1	A
3/31/84	L, 1-3	H
11/20/84	L, 3-5	A
11/23/84	L, 1-5	H
12/27/84	W, 5-4*	A
1/26/85	W, 5-1	A
1/27/85	W, 5-2	H
3/16/85	L, 4-6	A
3/30/85	W, 4-3	H
11/1/85	W, 5-3	H
11/2/85	L, 3-5	A
1/24/86	L, 5-7	H
2/18/86	W, 5-4	A
3/8/86	W, 6-2	A
3/9/86	W, 3-1	H
3/28/86	L, 3-4	H
10/16/86	L, 4-7	A
11/4/86	L, 1-7	A
12/26/86	W, 2-1	H
1/15/87	W, 3-2	A
1/30/87	T, 3-3*	H
3/24/87	W, 3-1	A
3/27/87	T, 2-2*	H
11/10/87	L, 3-4*	A
12/4/87	L, 4-6	H
2/5/88	L, 2-4	H
2/12/88	W, 6-2	H
2/27/88	W, 3-0	A
3/18/88	T, 3-3*	H
3/31/88	L, 3-7	A
11/4/88	W, 4-2	H
11/5/88	L, 3-4*	A
11/22/88	W, 4-2	A
11/23/88	W, 7-6	H
12/31/88	L, 4-6	A
3/26/89	W, 3-2	H
3/28/89	L, 4-5	A
10/20/89	L, 3-5	H
11/7/89	W, 5-3	A
11/22/89	W, 5-3	H
12/15/89	L, 3-5	H
1/13/90	L, 2-4	A
2/2/90	L, 3-5	A
3/20/90	W, 3-0	H
10/19/90	W, 4-3	H
11/3/90	W, 5-2	A
12/1/90	W, 3-1	A
1/27/91	W, 5-4*	H
1/31/91	W, 4-3*	A
3/2/91	W, 3-2	H
3/21/91	W, 6-2	A
11/2/91	W, 7-4	A
11/29/91	L, 2-3	H
11/30/91	L, 1-8	A
1/1/92	W, 8-5	H
2/23/92	W, 4-1	A
3/15/92	W, 5-2	H
4/13/92	T, 1-1*	H
10/23/92	L, 2-5	H
12/5/92	W, 5-3	A
1/14/93	W, 3-0	A
2/23/93	W, 4-2	A
3/7/93	L, 2-3	H
3/25/93	W, 5-2	A
4/6/93	L, 2-3	H
11/30/93	L, 4-6	A
2/18/94	W, 3-1	H
2/21/94	L, 0-4	A
3/29/94	T, 2-2*	H
4/5/94	L, 3-4*	H
1/27/95	W, 5-2	H
3/2/95	W, 4-3	A
4/4/95	W, 5-4	A
4/26/95	W, 6-5	H
11/4/95	W, 3-2	A
12/14/95	W, 4-3*	H
12/23/95	L, 1-3	A
2/3/96	W, 6-5*	H
3/26/96	W, 7-1	A
11/2/96	L, 1-6	A
11/29/96	L, 0-2	H
12/7/96	L, 0-2	A
3/2/97	L, 0-2	H
4/12/97	W, 6-2	H
10/8/97	W, 6-3	A
10/11/97	W, 3-1	H
12/16/97	T, 2-2*	H
3/12/98	W, 2-1	A
3/31/98	W, 5-2	H
4/13/98	W, 2-0	A
11/14/98	W, 5-3	A
12/4/98	W, 5-1	H
1/11/99	W, 4-3	H
2/9/99	W, 2-1	A
11/27/99	W, 4-3	A
12/7/99	W, 4-2	H
2/28/00	W, 3-2	A
3/15/00	W, 4-3	H
10/21/00	T, 4-4*	H
11/24/00	W, 1-0	H
12/12/00	W, 3-2	A
3/6/01	W, 5-1	A
11/27/01	T, 5-5*	A
1/1/02	W, 3-2	H
3/30/02	W, 4-2	H
4/6/02	L, 4-5	A
10/12/02	W, 2-1	A
12/21/02	W, 3-1	A
1/13/03	W, 4-3*	H
2/7/03	W, 3-0	H
10/9/03	W, 6-1	H
12/2/03	W, 4-1	A
12/21/03	L, 4-5	H
3/23/04	L, 0-3	A
10/13/05	L, 3-5	H
1/31/06	L, 3-5	A
3/6/06	W, 5-2	H
4/8/06	L, 0-5	A
11/25/06	L, 1-4	A
2/4/07	W, 2-1 so	H
3/3/07	L, 2-6	H
3/10/07	L, 2-5	A
10/8/07	W, 2-1	A
10/18/07	L, 2-5	H
12/22/07	L, 2-3 ot	A
2/20/08	L, 2-3 so	H
12/4/08	W, 5-2	H
12/16/08	W, 5-4 ot	A
1/19/09	W, 2-1 ot	A
4/1/09	W, 5-3	H
10/24/09	W, 3-2 ot	A
10/30/09	L, 3-4 ot	H
11/11/09	W, 5-4 so	H
1/26/10	W, 7-2	A
10/13/10	W, 2-1	H
1/20/11	W, 2-1	A
2/26/11	W, 3-2	A
3/1/11	W, 2-1 ot	H
11/5/11	L, 3-5	A
1/17/12	L, 0-3	H
2/28/12	W, 3-2 ot	H
3/13/12	W, 5-4 so	A
3/9/13	L, 2-5	A
3/26/13	L, 2-3	H
4/4/13	W, 2-1 so	H
11/5/13	W, 6-2	H
11/30/13	W, 3-2 ot	A
2/4/14	L, 0-1	H
4/5/14	W, 4-3 so	A
11/26/14	L, 2-3 ot	A
11/28/14	W, 5-2	H
12/29/14	L, 3-4 ot	A
2/21/15	W, 3-2 so	H
1/7/16	W, 4-1	A
2/4/16	W, 3-2	H
2/18/16	W, 3-2 ot	A
4/5/16	L, 3-4 ot	H
10/15/16	W, 2-1	H
12/1/16	L, 0-3	H
12/13/16	W, 4-2	A
12/27/16	L, 3-4	A
1/31/17	L, 2-3	A
11/2/17	W, 4-3	H
12/11/17	L, 1-3	A
3/15/18	W, 7-3	A
3/16/18	W, 6-3	H
11/26/18	W, 4-1	A
1/18/19	L, 0-2	H
3/1/19	W, 3-1	A
4/6/19	L, 0-3	H

NEW YORK RANGERS

Lead, 107-90-18-7
Home: 58-40-9-4
Away: 49-50-9-3

10/9/74	L, 3-6	A
12/12/74	T, 6-6	H
2/9/75	L, 3-7	A
2/11/75	W, 7-4	H
12/7/75	L, 2-5	A
1/23/76	W, 7-5	H
2/18/76	L, 4-11	A
3/16/76	W, 5-2	H
11/10/76	W, 7-5	A
12/1/76	L, 1-4	A
12/28/76	L, 2-5	H
3/25/77	W, 7-2	H
12/21/77	T, 5-5	A
12/30/77	T, 3-3	H
3/12/78	L, 2-8	A
3/24/78	L, 4-11	H
11/26/78	L, 4-9	A
1/24/79	W, 5-1	H
2/18/79	T, 6-6	A
3/20/79	T, 2-2	H
10/14/79	W, 5-3	A
12/15/79	W, 5-4	H
12/30/79	L, 2-5	A
2/2/80	L, 3-6	H
10/18/80	W, 8-2	H
12/10/80	L, 2-6	A
12/26/80	W, 7-3	H
2/21/81	L, 4-6	A
11/7/81	L, 1-3	H
12/20/81	W, 3-2	A
12/26/81	T, 4-4	H
1/3/82	W, 4-3	A
1/24/82	T, 4-4	A
1/27/82	L, 4-5	H
3/14/82	T, 5-5	A
3/20/82	L, 3-4	H
10/6/82	W, 5-4	A
12/10/82	T, 4-4	H
1/1/83	L, 2-7	H
2/16/83	L, 4-5	A
3/3/83	W, 4-3	A
3/27/83	L, 4-5	A
4/3/83	W, 3-0	H
10/13/83	L, 3-4	A
11/12/83	W, 7-4	H
11/16/83	L, 1-4	A
11/25/83	W, 3-1	H
12/7/83	L, 5-7	A
1/2/84	T, 2-2*	H
3/3/84	W, 5-1	H
10/20/84	L, 5-6	H
11/7/84	L, 3-4	A
11/28/84	W, 2-1	A
12/15/84	W, 4-2	H
12/16/84	W, 6-3	A
1/19/85	W, 7-1	H
2/28/85	W, 5-4	A
10/10/85	L, 2-4	A
11/29/85	L, 2-5	H
12/29/85	L, 5-6	A
1/1/86	W, 3-0	H
3/1/86	W, 4-0	H
3/2/86	W, 4-2	A
4/5/86	T, 4-4*	H
10/13/86	W, 7-6*	A
12/14/86	L, 1-3	H
12/17/86	L, 1-6	A
2/4/87	L, 2-3	A
2/7/87	L, 4-5*	H
3/1/87	W, 7-3	H
4/1/87	W, 5-1	A
10/17/87	W, 4-3	H
10/19/87	W, 4-2	A
1/8/88	W, 8-4	H
2/6/88	L, 0-3	H
2/11/88	W, 5-3	A
3/12/88	L, 2-4	H
3/16/88	W, 8-4	A
10/19/88	L, 1-5	A
10/21/88	L, 1-4	H

Game-by-Game Results by Team

12/19/88	L, 1-3	A
12/23/88	T, 2-2*	H
1/4/89	T, 3-3*	A
2/1/89	W, 4-3*	A
3/11/89	W, 4-2	H
10/13/89	W, 7-4	H
12/23/89	W, 3-2	H
1/3/90	L, 1-2	A
2/23/90	L, 3-6	H
2/28/90	L, 2-3	A
3/31/90	W, 2-1	H
4/1/90	W, 3-2	A
10/10/90	L, 2-4	A
10/13/90	L, 2-5	H
11/28/90	W, 6-3	A
12/17/90	L, 3-5	A
12/28/90	L, 3-5	H
2/22/91	W, 3-2	H
2/27/91	T, 4-4*	A
10/11/91	W, 5-1	H
10/14/91	W, 5-3	A
11/13/91	W, 5-3	A
12/13/91	L, 3-5	H
12/26/91	L, 6-8	H
2/7/92	W, 6-2	H
3/9/92	W, 5-2	A
10/9/92	L, 2-4	H
10/21/92	L, 1-2	A
11/11/92	W, 7-4	A
12/4/92	W, 8-4	H
12/29/92	W, 4-3*	H
1/13/93	L, 4-5	A
4/4/93	L, 0-4	H
4/14/93	W, 2-0	A
4/16/93	W, 4-2	H
10/11/93	L, 2-5	A
11/13/93	L, 0-2	H
11/28/93	L, 1-3	A
12/23/93	L, 0-1	H
2/7/94	W, 4-1	A
3/9/94	L, 5-7	N
2/8/95	L, 4-5	A
3/5/95	W, 4-2	H
3/18/95	W, 4-1	H
4/24/95	L, 4-5	A
12/16/95	W, 3-2	H
12/18/95	L, 0-3	A
1/5/96	T, 4-4*	H
2/27/96	W, 5-3	A
3/9/96	L, 1-6	H
4/10/96	W, 4-1	A
10/23/96	W, 3-2	A
11/9/96	W, 3-2	H
1/9/97	W, 2-0	H
1/22/97	L, 3-5	H
3/12/97	L, 2-3	A
12/2/97	W, 3-2*	A
1/3/98	L, 2-3	H
1/8/98	W, 5-3	A
1/26/98	T, 2-2*	A
4/14/98	W, 3-1	H
1/7/99	W, 5-1	H
1/26/99	L, 1-4	H
2/1/99	W, 3-1	A
3/4/99	L, 2-4	H
3/15/99	T, 1-1*	A
11/11/99	OTL, 4-5*	H
12/17/99	W, 3-2*	A
3/23/00	W, 4-1	A
4/3/00	W, 4-1	H
11/9/00	L, 3-5	H
12/6/00	L, 2-3	A
3/9/01	W, 5-3	H
3/19/01	L, 3-6	A
10/10/01	W, 5-2	A
11/23/01	W, 6-2	H
12/4/01	W, 5-2	H
1/26/02	L, 3-6	A
10/23/02	W, 2-1	A
1/4/03	T, 2-2*	A
1/15/03	OTL, 1-2*	H
1/26/03	W, 7-2	H
1/28/04	W, 2-1	A
3/5/04	L, 2-3	A
3/18/04	W, 4-3	H
4/3/04	OTL, 2-3*	H
10/10/05	W, 3-2	H
11/26/05	L, 3-2 so	A
12/3/05	W, 5-1	H
3/16/06	L, 4-5	A
10/5/06	L, 2-5	A
11/11/06	W, 3-1	H
12/30/06	L, 1-4	A
2/10/07	L, 2-5	H
10/12/07	L, 1-3	A
11/1/07	L, 0-2	A
12/12/07	W, 5-4 ot	H
2/10/08	W, 3-2 ot	H
11/9/08	W, 3-1	H
12/23/08	W, 5-4 ot	A
1/3/09	W, 2-1	H
2/11/09	L, 4-5 so	A
10/8/09	L, 3-4	H
11/17/09	W, 4-2	A
2/4/10	W, 6-5	A
3/6/10	W, 2-0	H
11/9/10	W, 5-3	A
12/12/10	L, 0-7	A
1/24/11	L, 1-2 so	H
2/25/11	L, 0-6	H
11/25/11	L, 3-6	H
12/28/11	W, 4-1	H
2/12/12	L, 2-3	A
4/7/12	W, 4-1	A
2/17/13	L, 1-2	A
3/10/13	L, 1-4	H
3/24/13	W, 3-2 so	A
10/16/13	L, 0-2	H
12/8/13	W, 4-1	A
12/27/13	W, 3-2	H
1/19/14	L, 1-4	A
12/23/14	L, 2-4	A
3/11/15	L, 1-3	H
3/29/15	W, 5-2	A
4/11/15	L, 2-4	H
11/3/15	L, 2-5	A
12/20/15	W, 7-3	H
1/9/16	W, 4-3 ot	A
1/17/16	W, 5-2	H
3/4/16	L, 2-3	H
10/22/16	L, 2-4	H
2/19/17	L, 1-2	A
2/28/17	W, 4-1	A
4/5/17	W, 2-0	H
12/8/17	W, 4-2	H
12/27/17	SOL, 0-1	A
3/26/18	W, 4-2	A
2/28/18	W, 3-2 ot	H
10/17/18	W, 4-3 ot	H
11/24/18	W, 5-3	H
2/24/19	W, 6-5 ot	A
3/3/19	W, 3-2 so	A

OTTAWA SENATORS

Lead, 50-36-5-5
Home: 29-13-4-2
Away: 21-23-1-3

10/16/92	W, 5-1	H
12/7/92	W, 6-5	A
12/21/92	W, 4-3	A
1/23/93	W, 6-4	H
12/4/93	W, 6-1	A
12/17/93	W, 11-2	H
4/6/94	L, 5-6	A
4/9/94	W, 8-4	H
2/23/95	T, 5-5*	A
3/10/95	T, 2-2*	H
3/21/95	W, 1-0	H
1/11/96	W, 6-1	H
2/1/96	W, 4-2	A
3/29/96	W, 5-0	H
4/6/96	W, 4-3	A
11/27/96	L, 1-2	H
1/15/97	L, 1-5	A
2/18/97	L, 1-6	H
4/3/97	L, 0-4	A
11/27/97	L, 1-3	A
12/27/97	L, 0-3	H
1/13/98	W, 4-0	H
3/14/98	L, 0-4	A
11/7/98	W, 8-5	A
11/20/98	L, 1-4	H
1/1/99	L, 3-4	H
2/13/99	L, 1-2	A
11/3/99	W, 3-1	H
1/16/00	W, 2-1	H
3/25/00	W, 4-3	A
4/4/00	L, 0-4	A
12/27/00	W, 5-1	A
1/18/01	L, 4-5	A
1/30/01	T, 1-1*	H
3/11/01	W, 6-5	H
11/1/01	L, 5-11	H
1/3/02	L, 1-4	A
3/2/02	W, 3-2*	A
4/5/02	T, 0-0*	H
11/29/02	L, 2-6	H
1/18/03	L, 2-5	A
3/28/03	W, 3-2	A
4/3/03	L, 1-5	H
10/23/03	L, 1-5	A
1/3/04	L, 2-5	A
2/17/04	T, 1-1*	H
3/8/04	L, 1-4	H
1/4/06	L, 1-3	H
3/2/06	L, 1-7	A
3/12/06	L, 2-5	H
4/1/06	W, 1-0	A
11/6/06	W, 4-3 ot	H
12/6/06	W, 6-2	H
1/16/07	L, 2-5	A
1/30/07	L, 2-3	A
11/8/07	W, 4-1	A
12/29/07	W, 8-6	A
1/1/08	W, 6-3	H
1/15/08	W, 4-2	H
11/4/08	L, 1-2 ot	A
12/12/08	W, 5-1	H
1/20/09	L, 2-3	A
2/1/09	W, 7-4	H
11/23/09	L, 3-4 ot	A
1/7/10	W, 5-2	H
2/11/10	L, 5-6	A
3/30/10	L, 4-5 ot	H
10/11/10	W, 3-2 ot	H
12/19/10	W, 3-2	A
1/16/11	W, 3-1	H
3/25/11	L, 0-2	A
10/15/11	W, 2-1	H
12/3/11	W, 3-2 ot	H
12/7/11	W, 5-3	A
2/22/12	L, 2-5	A
1/29/13	L, 2-3	A
4/18/13	L,1-3	A
4/25/13	L, 1-2 ot	H
11/27/13	L, 4-6	H
12/20/13	L, 1-3	A
1/21/14	L, 0-2	H
12/22/14	W, 2-1	H
2/5/15	W, 2-1	A
4/4/15	L, 3-4 ot	A
12/16/15	W, 2-1	A
1/10/16	W, 7-1	H
3/22/16	W, 4-2	A
1/1/17	W, 2-1	H
1/7/17	W, 1-0	A
1/24/17	L, 0-3	A
10/5/17	W, 5-4 so	A
11/22/17	W, 5-2	H
2/27/18	W, 3-2	H
12/22/18	W, 4-0	A
12/29/18	W, 3-2	A
2/26/19	W, 7-2	H

PHILADELPHIA FLYERS

Trail, 86-103-19-11
Home: 49-41-13-4
Away: 36-62-6-7
Neutral: 1-0-0

11/9/74	L, 2-6	A
12/26/74	L, 1-4	H
1/16/75	L, 0-4	A
3/18/75	L, 2-7	H
10/9/75	L, 4-5	A
12/19/75	L, 5-7	H
2/24/76	T, 5-5	H
4/1/76	L, 2-11	A
12/3/76	T, 4-4	H
12/23/76	L, 2-5	A
1/30/77	T, 5-5	H
2/10/77	L, 2-9	A
11/3/77	L, 1-4	A
11/5/77	L, 1-3	H
2/12/78	L, 1-4	A
2/26/78	L, 1-6	H
12/19/78	T, 4-4	H
12/21/78	L, 2-5	A
1/9/79	L, 2-5	H
3/25/79	L, 4-7	A
1/15/80	L, 4-7	A
1/19/80	T, 4-4	H
3/29/80	T, 3-3	H
4/3/80	L, 2-4	A
12/20/80	L, 2-5	H
12/21/80	W, 6-0	A
1/4/81	L, 1-8	H
3/24/81	W, 5-2	A
10/14/81	L, 4-5	H
10/15/81	L, 2-5	A
11/21/81	W, 10-4	H
11/22/81	W, 3-2	A
3/7/82	L, 1-7	A
3/13/82	W, 6-3	H
3/25/82	W, 4-3	A
3/27/82	T, 4-4	H
10/9/82	L, 2-3	H
10/10/82	L, 4-6	A
12/19/82	W, 3-1	A
12/26/82	L, 3-6	H
1/18/83	W, 4-1	H
3/5/83	W, 4-3	H
3/20/83	W, 3-2	A
10/6/83	L, 1-4	A
10/22/83	W, 4-1	H
12/15/83	L, 4-9	A
12/26/83	L, 4-5	H
1/8/84	W, 7-1	A
2/11/84	W, 6-3	H
4/1/84	W, 4-1	A
10/11/84	T, 2-2*	A
10/13/84	L, 2-4	H
12/23/84	L, 4-7	A
12/26/84	W, 6-0	H
2/9/85	L, 4-5	H
3/7/85	L, 6-9	A
3/8/85	L, 2-4	H
10/13/85	L, 2-4	H
1/9/86	L, 0-4	A
1/18/86	W, 5-2	H
2/22/86	L, 1-3	A
3/13/86	L, 0-2	A
3/23/86	W, 6-5	H
4/6/86	L, 3-5	A
10/11/86	L, 1-6	H
11/16/86	L, 2-6	A
11/28/86	L, 2-4	H
1/3/87	L, 1-4	H
1/11/87	T, 2-2*	A
3/5/87	L, 2-4	A
4/4/87	W, 3-2*	H
10/22/87	W, 4-1	A
12/26/87	L, 2-3	H
1/5/88	W, 3-1	A
1/31/88	W, 1-0*	H
3/10/88	L, 2-5	A
3/25/88	W, 5-3	H
4/3/88	T, 2-2*	A
12/6/88	W, 4-3	H
12/15/88	L, 1-4	A
12/27/88	W, 4-3	H
1/26/89	W, 1-0	A
2/5/89	L, 1-3	H
3/24/89	W, 6-1	H
3/30/89	L, 4-5	A
10/6/89	W, 5-3	H
12/1/89	L, 2-3	H
12/5/89	W, 4-3	A
12/19/89	W, 2-1	A
1/28/90	W, 7-2	H
12/11/90	W, 4-1	H
3/10/90	W, 4-3	A
3/29/90	T, 2-2*	A
10/23/90	W, 6-2	A
1/4/91	T, 3-3*	H
1/24/91	L, 1-6	A
2/10/91	W, 5-2	H
3/16/91	W, 6-0	H
3/28/91	W, 3-0	A
10/4/91	W, 5-2	H
12/5/91	W, 4-3	A
12/22/91	L, 3-4*	A
1/28/92	L, 2-3	A
2/22/92	W, 7-5	H
3/14/92	L, 1-3	A
3/20/92	L, 6-7	H
10/10/92	L, 2-4	H
12/12/92	W, 5-2	A
12/26/92	T, 5-5*	H
1/7/93	L, 2-8	A
3/5/93	L, 0-3	H
3/11/93	L, 4-6	A
4/8/93	L, 3-4	A
10/15/93	L, 0-3	H
12/9/93	W, 4-2	A
12/21/93	W, 4-1	A
1/29/94	W, 4-2	A
2/2/94	W, 5-2	N
3/4/94	T, 3-3*	H
2/13/95	L, 3-5	A
2/28/95	L, 2-4	A
3/25/95	T, 2-2*	H
4/8/95	L, 1-3	H
10/11/95	L, 1-2	A
11/14/95	T, 2-2*	H
1/28/96	W, 3-2*	H
2/22/96	L, 3-5	A
3/3/96	W, 3-0	H
10/30/96	W, 4-2	H
11/14/96	W, 5-2	A
1/11/97	T, 3-3*	A
1/29/97	L, 1-2	H
3/9/97	L, 0-5	A
3/29/97	L, 3-5	H
10/31/97	T, 2-2*	H
1/9/98	W, 4-1	H
1/31/98	W, 3-2*	A
3/5/98	L, 2-3	A
4/11/98	L, 3-4	A
12/5/98	L, 1-2	A
1/13/99	L, 0-3	H
1/21/99	L, 1-4	A
4/10/99	L, 1-2	H
10/12/99	W, 5-4	H
1/30/00	W, 2-0	H
2/19/00	L, 2-4	A
3/9/00	L, 1-3	A
10/29/00	T, 1-1*	A
11/18/00	L, 3-5	A
12/30/00	W, 6-3	H
1/28/01	W, 4-2	H
10/20/01	L, 3-6	A
10/30/01	L, 0-3	H
11/15/01	L, 0-5	A
12/26/01	L, 1-4	H
10/19/02	L, 1-3	A
11/2/02	L, 1-2	A
11/9/02	W, 4-1	H
3/10/03	W, 2-1*	H
11/8/03	L, 2-4	A
1/25/04	L, 1-4	H
2/4/04	L, 1-5	A
3/4/04	W, 2-1	H
11/3/05	L, 1-8	A
12/31/05	W, 4-3 so	H
1/6/06	L, 1-3	H
2/10/06	L, 4-5	A
11/4/06	W, 5-3	A
12/9/06	W, 5-3	A
12/16/06	W, 4-1	H
1/9/07	W, 6-2	H
11/2/07	L, 2-3	H
11/23/07	W, 4-3 ot	A
1/13/08	L, 4-6	H
2/6/08	W, 4-3	A
12/20/08	L, 1-7	A
1/6/09	W, 2-1 so	H
2/24/09	L, 2-4	H
3/12/09	W, 2-1	A
10/6/09	L, 5-6 ot	A
10/27/09	W, 4-2	H
12/5/09	W, 8-2	A
1/17/10	W, 5-3	H
11/7/10	W, 3-2 ot	H
11/20/10	L, 4-5 so	H
1/18/11	L, 2-3 ot	A
3/22/11	W, 5-4 so	A
10/20/11	W, 5-2	A
12/13/11	L, 1-5	H
3/4/12	L, 0-1	H
3/22/12	L, 1-2 so	A
2/1/13	W, 3-2	H
2/27/13	L, 1-4	A
3/31/13	L, 4-5 ot	A
11/1/13	W, 7-0	A
12/15/13	W, 5-4 so	H
12/17/13	L, 2-5	A
3/2/14	L, 4-5 ot	H
3/5/14	L, 4-6	A
1/8/15	L, 2-3 ot	A
1/14/15	W, 1-0	H
2/8/15	L, 1-3	H
2/22/15	L, 2-3	A
11/12/15	W, 5-2	A
1/27/16	L, 3-4 ot	H
2/7/16	W, 3-2	H
3/30/16	L, 1-2 so	A
12/21/16	L, 2-3 so	A
1/15/17	W, 5-0	H
2/22/17	W, 4-1	A
3/4/17	W, 2-1 ot	H
10/14/17	L, 2-8	A
1/21/18	OTL, 1-2	H
1/31/18	W, 5-3	H
3/18/18	L, 3-6	A
1/18/19	W, 5-3	H
3/6/19	W, 5-3	A

Game-by-Game Results by Team

3/14/19	W, 5-2	A
3/24/19	W, 3-1	H

PITTSBURGH PENGUINS

Trail, 98-101-16-10
Home: 57-43-9-5
Away: 41-58-7-5

11/16/74	L, 1-8	A
11/18/74	L, 0-6	H
1/19/75	L, 2-3	H
2/26/75	L, 1-3	A
3/15/75	L, 1-12	A
4/6/75	W, 8-4	H
10/7/75	L, 2-4	H
10/11/75	L, 5-7	A
11/12/75	T, 6-6	H
1/24/76	L, 2-8	A
3/19/76	L, 3-7	H
4/3/76	W, 5-4	A
11/30/76	W, 6-4	H
12/18/76	W, 5-3	A
1/6/77	T, 3-3	H
2/22/77	W, 3-1	H
2/26/77	L, 1-2	A
3/30/77	W, 4-3	A
10/14/77	W, 2-1	H
12/4/77	L, 2-4	H
12/28/77	T, 2-2	A
1/2/78	W, 3-2	H
1/21/78	W, 5-2	A
4/8/78	W, 6-4	A
10/21/78	L, 1-5	A
11/1/78	W, 6-4	H
11/29/78	L, 3-5	A
12/1/78	L, 4-7	H
1/20/79	W, 5-2	A
3/17/79	L, 2-5	H
3/21/79	T, 2-2	A
4/8/79	W, 5-2	H
10/20/79	L, 1-5	A
12/7/79	L, 3-5	H
3/30/80	L, 0-4	A
4/1/80	W, 6-2	H
11/12/80	W, 3-1	A
12/12/80	L, 2-6	H
1/31/81	T, 4-4	A
2/26/81	L, 5-7	H
11/11/81	L, 2-3	H
12/12/81	L, 4-7	A
12/30/81	L, 2-6	A
1/31/82	W, 8-3	H
2/6/82	W, 6-4	A
3/10/82	L, 2-7	H
3/28/82	L, 5-6	H
3/31/82	T, 4-4	A
10/27/82	L, 5-7	A
12/2/82	W, 5-4	H
12/18/82	W, 3-1	A
12/28/82	W, 6-3	H
1/26/83	W, 6-2	A
1/28/83	W, 7-2	H
3/26/83	T, 4-4	H
10/14/83	L, 0-4	H
10/25/83	W, 1-0	A
1/21/84	W, 3-2	A
3/1/84	W, 9-1	H
3/5/84	W, 5-2	A
3/24/84	W, 6-0	H
3/25/84	W, 4-3	A
11/21/84	T, 3-3*	A
12/2/84	W, 9-1	H
1/16/85	W, 5-4	A
1/17/85	W, 6-2	H
3/24/85	W, 7-3	H
4/6/85	W, 7-4	A
4/7/85	W, 7-3	H
11/6/85	W, 4-1	A
11/19/85	W, 4-3	H
11/20/85	W, 3-1	A
2/12/86	L, 1-8	A
3/11/86	W, 5-3	H
3/17/86	W, 5-3	A
4/1/86	W, 5-3	H
10/9/86	L, 4-5	A
11/22/86	L, 4-5	H
1/1/87	W, 4-3*	H
1/7/87	L, 2-5	A
1/9/87	W, 3-2	H
1/27/87	L, 5-7	A
3/20/87	W, 4-3	H
11/11/87	L, 2-3	A
11/27/87	L, 2-4	H
11/28/87	T, 5-5*	A
1/1/88	W, 5-3	H
2/2/88	L, 2-3*	A
3/23/88	L, 1-7	A
4/2/88	L, 6-7*	H
10/7/88	L, 4-6	H
10/11/88	L, 7-8	A
11/25/88	L, 3-5	H
11/30/88	L, 4-6	A
1/2/89	W, 8-0	H
3/3/89	W, 4-2	H
3/22/89	W, 5-4	A
11/24/89	L, 4-7	H
11/25/89	W, 4-1	A
12/6/89	L, 3-5	A
12/21/89	L, 2-5	A
12/26/89	W, 6-3	H
1/12/90	L, 4-6	H
2/8/90	L, 5-7	A
10/5/90	L, 4-7	H
11/23/90	W, 7-3	H
11/24/90	L, 2-3*	A
12/5/90	W, 3-1	A
12/26/90	L, 3-7	H
1/29/91	L, 2-3*	A
2/24/91	T, 5-5*	H
10/29/91	W, 8-0	A
11/15/91	W, 6-2	H
12/14/91	W, 7-2	A
12/28/91	L, 2-6	H
1/26/92	W, 6-4	H
2/25/92	W, 5-3	H
4/15/92	L, 1-4	A
11/27/92	W, 6-4	H
11/28/92	L, 3-5	A
1/26/93	L, 3-6	A
1/31/93	T, 2-2*	H
2/28/93	L, 2-4	H
3/18/93	L, 5-7	A
3/28/93	L, 1-4	H
11/18/93	L, 2-3	A
11/26/93	T, 4-4*	H
12/26/93	W, 7-3	H
3/15/94	W, 5-4*	A
1/29/95	L, 1-4	H
4/11/95	L, 1-3	A
4/22/95	W, 2-1	A
5/2/95	W, 7-2	H
11/17/95	L, 2-3*	H
11/18/95	L, 0-3	A
1/1/96	W, 4-2	H
4/4/96	L, 2-4	A
10/19/96	L, 1-2	A
11/1/96	W, 4-2	H
12/6/96	L, 3-5	H
12/30/96	L, 3-5	A
11/12/97	W, 4-1	A
12/26/97	L, 1-4	H
1/28/98	T, 2-2*	H
2/4/98	T, 2-2*	A
11/25/98	W, 5-4	H
12/19/98	L, 0-3	A
2/15/99	L, 3-7	A
2/28/99	W, 4-3	H
12/9/99	L, 0-3	A
12/29/99	W, 3-2*	H
2/1/00	L, 2-3	A
3/30/00	OTL, 3-4*	H
1/3/01	L, 2-3	A
1/8/01	L, 3-5	H
3/3/01	W, 4-3	H
3/7/01	W, 4-3	A
12/11/01	T, 2-2*	H
12/21/01	L, 3-4	A
12/22/01	T, 4-4*	H
3/24/02	L, 2-6	A
10/28/02	L, 2-3	A
12/3/02	W, 4-1	A
1/30/03	W, 2-1	H
4/5/03	W, 5-3	H
1/18/04	W, 4-3	H
3/16/04	L, 1-4	A
3/30/04	W, 4-2	H
4/4/04	L, 3-4	A
11/22/05	L, 4-5	A
1/25/06	L, 1-8	A
2/11/06	L, 3-6	H
3/8/06	W, 6-3	H
12/11/06	L, 4-5 so	H
2/3/07	L, 0-2	A
2/18/07	L, 2-3	A
3/27/07	L, 3-4	H
10/20/07	L, 1-2	H
12/27/07	L, 3-4 ot	A
1/21/08	W, 6-5 so	A
3/9/08	L, 2-4	H
10/16/08	W, 4-3	A
1/14/09	W, 6-3	A
2/22/09	W, 5-2	H
3/8/09	L, 3-4 so	H
1/21/10	W, 6-3	A
2/8/10	W, 5-4 ot	H
3/24/10	W, 4-3 so	H
4/6/10	W, 6-3	A
12/23/10	L, 2-3 so	H
1/1/11	W, 3-1	A
2/6/11	W, 3-0	H
2/21/11	W, 1-0	A
10/13/11	W, 3-2 ot	A
12/1/11	L, 1-2	H
1/11/12	W, 1-0	H
1/22/12	L, 3-4 ot	A
2/3/13	L, 3-6	H
2/7/13	L, 2-5	A
3/19/13	L, 1-2	A
11/20/13	L, 0-4	H
1/15/14	L, 3-4	A
3/10/14	L, 2-3	H
3/11/14	L, 0-2	A
12/27/14	W, 3-0	A
1/28/15	W, 4-0	H
2/17/15	W, 3-1	A
2/25/15	L, 3-4	H
10/28/15	L, 1-3	H
12/14/15	W, 4-1	A
3/1/16	W, 3-2	H
3/20/16	L, 2-6	A
4/7/16	L, 3-4 ot	H
10/13/16	L, 2-3 so	A
11/16/16	W, 3-1	H
1/11/17	W, 5-2	H
1/16/17	L, 7-8 ot	A
10/11/17	L, 2-3	H
11/10/17	W, 4-1	H
2/2/18	L, 4-7	A
4/1/18	W, 3-1	A
10/4/18	L, 6-7 ot	A
11/7/18	W, 2-1	H
12/19/18	L, 1-2	H
3/12/19	L, 3-5	A

ST. LOUIS BLUES

Lead, 44-42-12-1
Home: 26-19-4-0
Away: 18-23-8-1

12/7/74	L, 2-8	A
12/8/74	L, 1-3	H
2/15/75	L, 1-7	A
2/23/75	L, 2-7	H
11/9/75	L, 3-5	H
11/15/75	L, 2-9	A
1/8/76	L, 2-4	A
2/13/76	L, 0-2	H
1/2/77	W, 2-1	H
1/23/77	W, 6-3	H
1/29/77	W, 5-2	A
2/19/77	L, 1-4	A
11/15/77	T, 2-2	A
12/11/77	W, 2-1	H
3/4/78	T, 3-3	A
3/19/78	L, 2-3	H
11/21/78	W, 4-3	A
11/22/78	L, 1-3	H
12/2/78	L, 2-5	A
3/10/79	W, 7-5	H
12/8/79	L, 1-5	A
3/5/80	W, 7-5	H
3/22/80	L, 2-6	A
3/26/80	W, 4-2	H
10/24/80	L, 2-3	H
10/25/80	T, 3-3	A
2/28/81	L, 4-7	A
3/21/81	T, 3-3	H
1/9/82	L, 4-7	A
2/25/82	W, 9-1	H
3/3/82	W, 8-4	H
10/30/82	W, 6-5	A
11/5/82	L, 3-4	H
1/8/83	T, 3-3	A
1/5/84	W, 5-1	H
2/18/84	W, 4-2	A
3/18/84	L, 3-5	H
12/11/84	T, 3-3*	A
12/22/84	W, 7-5	H
1/9/85	W, 4-2	A
10/29/85	W, 6-3	H
12/5/85	W, 3-2*	H
3/15/86	W, 5-4	A
12/20/86	W, 5-3	H
1/5/87	W, 6-4	A
3/14/87	T, 3-3*	A
12/20/87	T, 1-1*	H
1/16/88	L, 1-3	A
3/22/88	L, 3-5	H
11/29/88	W, 4-3	H
1/28/89	T, 4-4*	A
2/14/89	W, 5-3	A
10/28/89	L, 0-1	A
10/31/89	T, 1-1*	H
3/13/90	L, 1-4	H
12/20/90	T, 3-3*	A
1/15/91	L, 3-7	A
3/19/91	L, 1-2	H
1/14/92	W, 6-1	A
2/27/92	L, 3-7	A
3/17/92	W, 6-4	H
2/11/93	W, 10-6	A
2/21/93	W, 5-2	H
11/24/93	W, 5-2	H
2/10/94	W, 4-3	A
10/7/95	W, 4-1	H
10/29/95	W, 3-1	A
10/26/96	W, 6-4	A
3/25/97	W, 3-2	H
10/25/97	L, 2-5	A
12/29/97	W, 4-2	H
11/28/98	L, 2-4	A
4/7/99	L, 2-4	H
1/1/00	T, 1-1*	H
3/20/00	L, 1-2	A
11/2/00	L, 0-2	A
11/3/01	L, 1-4	A
1/30/02	L, 1-4	H
1/28/03	L, 3-5	H
10/18/03	L, 1-4	A
1/19/06	W, 5-4 so	H
10/27/07	L, 3-4	A
12/18/08	W, 4-2	H
2/13/10	L, 3-4 so	A
12/1/10	W, 4-1	A
3/3/11	W, 3-2	H
11/29/11	L, 1-2	H
11/17/13	W, 4-1	H
4/8/14	W, 4-1	A
11/15/14	L, 1-4	A
2/1/15	L, 3-4	H
3/26/16	L, 0-4	H
4/9/16	W, 5-1	A
11/23/16	W, 4-3	H
1/19/17	W, 7-3	A
1/7/18	W, 4-3 ot	H
4/2/18	W, 4-2	A
1/3/19	L, 2-5	A
1/14/19	L, 1-4	H

SAN JOSE SHARKS

Trail, 14-24-1-4
Home: 7-11-0-4
Away: 7-13-1-0

2/9/92	W, 6-2	H
2/18/92	W, 4-2	A
2/16/93	W, 4-3	A
3/21/93	W, 5-3	H
10/30/93	W, 4-2	A
11/16/93	L, 1-2	H
11/21/95	W, 3-2	H
12/2/95	L, 3-5	A
12/11/96	L, 2-3	A
12/20/96	W, 3-2	H
11/22/97	L, 2-5	H
12/10/97	T, 3-3*	A
12/12/98	L, 1-2	A
2/20/99	W, 3-1	H
10/16/99	L, 2-3	H
10/31/99	L, 1-2	A
12/18/00	L, 3-5	H
2/28/02	L, 2-5	H
3/15/02	L, 4-5	A
11/19/02	L, 2-3	H
12/14/02	L, 0-2	A
11/8/04	L, 2-3	H
12/16/05	L, 1-4	A
2/21/07	L, 2-3 so	H
11/22/08	L, 2-7	A
10/15/09	W, 4-1	H
12/30/09	L, 2-5	A
2/8/11	L, 0-2	H
2/17/11	L, 2-3	A
1/7/12	L, 2-5	A
2/13/12	L, 3-5	H
1/14/14	L, 1-2 so	H
3/22/14	W, 3-2 so	A
10/14/14	L, 5-6 so	H
2/11/15	W, 5-4 ot	A
10/13/15	L, 0-5	H
3/12/16	L, 2-5	A
11/8/16	L, 0-3	H
3/9/17	L, 2-4	A
12/4/17	W, 4-1	H
3/10/18	W, 2-0	A
1/22/19	L, 6-7	H
2/14/19	W, 5-1	A

TAMPA BAY LIGHTNING

Lead, 79-33-6-10
Home: 43-12-4-5
Away: 36-21-2-5

11/6/92	T, 2-2*	H
1/17/93	W, 5-3	A
11/11/93	W, 4-1	A
1/1/94	T, 5-5*	H
2/5/94	W, 6-3	H
3/1/94	L, 3-4	H
3/20/94	W, 3-0	A
2/26/95	T, 1-1*	H
3/12/95	W, 3-1	H
3/13/95	W, 3-0	A
3/29/95	W, 4-2	A
10/14/95	W, 2-0	H
10/28/95	W, 4-2	A
11/24/95	L, 1-2	H
3/10/96	L, 0-1	A
3/21/96	T, 3-3*	A
3/31/96	T, 1-1*	H
10/11/96	W, 6-2	H
11/6/96	W, 2-1	A
12/23/96	W, 3-1	A
2/14/97	W, 5-4*	H
2/15/97	L, 1-4	A
1/21/98	W, 3-2*	A
2/7/98	L, 3-4	H
2/25/98	L, 3-4	H
2/28/98	L, 2-5	A
4/2/98	W, 4-1	H
10/18/98	W, 4-1	A
11/4/98	L, 2-5	H
2/3/99	W, 10-1	H
3/2/99	W, 8-2	A
4/3/99	L, 3-4	A
11/9/99	W, 2-1	H
1/17/00	W, 6-3	A
1/24/00	W, 8-2	H
3/1/00	W, 4-2	A
3/19/00	W, 5-2	H
11/5/00	L, 2-5	A
11/29/00	W, 4-1	H
1/23/01	W, 5-2	A
3/24/01	W, 3-2	A
4/8/01	W, 2-1	H
10/23/01	T, 1-1*	A
11/21/01	W, 3-2	H
2/9/02	W, 4-2	A
2/11/02	W, 3-1	H
4/3/02	W, 4-1	H
10/25/02	L, 2-3	A
11/1/02	W, 3-2	H
12/23/02	W, 3-0	H
2/4/03	W, 5-1	A
2/17/03	L, 1-3	A
11/4/03	W, 5-1	A
11/14/03	L, 2-5	H
2/3/04	W, 2-1	H
2/23/04	L, 3-6	H
2/28/04	L, 2-4	A
3/27/04	L, 1-4	A
10/16/05	W, 3-2 so	H
10/28/05	L, 2-4	A
11/15/05	W, 4-3 so	H
11/23/05	L, 3-4 so	H
1/29/06	W, 2-1	H
2/4/06	L, 0-5	A
3/23/06	L, 3-4 ot	A
4/18/06	W, 4-1	A
10/21/06	L, 4-6	H
11/28/06	W, 5-2	A
12/19/06	L, 4-5	H
1/11/07	L, 4-5	A
2/15/07	L, 2-3 so	A
3/1/07	L, 4-5 so	H
3/18/07	W, 7-1	H

Game-by-Game Results by Team

3/31/07	L, 2-5	A
10/24/07	W, 5-3	H
11/10/07	L, 2-5	H
11/16/07	L, 2-5	A
12/15/07	W, 3-2	A
12/26/07	W, 3-2	H
2/16/08	W, 3-2	A
3/27/08	W, 4-3 ot	A
4/3/08	W, 4-1	H
11/10/08	W, 4-2	H
1/1/09	W, 7-4	H
2/14/09	W, 5-1	A
3/19/09	W, 5-2	A
3/27/09	W, 5-3	H
4/9/09	W, 4-2	A
12/7/09	W, 3-0	A
1/12/10	L, 4-7	A
1/31/10	W, 3-2	H
3/4/10	W, 5-4	H
3/12/10	L, 2-3	H
3/20/10	W, 3-1	A
11/11/10	W, 6-3	H
11/26/10	W, 6-0	H
1/4/11	L, 0-1 ot	H
1/12/11	L, 0-3	A
2/4/11	W, 5-2	A
3/7/11	W, 2-1 so	A
10/10/11	W, 6-5 so	H
1/13/12	W, 4-3	H
1/31/12	L, 3-4 ot	A
2/18/12	L, 1-2	A
3/8/12	W, 3-2 ot	H
4/2/12	L, 2-4	A
1/19/13	L, 3-6	A
2/14/13	W, 4-3	A
4/7/13	W, 4-2	H
4/13/13	W, 6-5 ot	H
12/10/13	W, 6-5 so	H
1/9/14	W, 4-3	A
4/13/14	L, 0-1 so	H
11/1/14	L, 3-4	A
12/9/14	W, 5-3	A
12/13/14	W, 4-2	H
11/27/15	W, 4-2	H
12/12/15	W, 2-1	A
12/18/15	W, 5-3	H
12/3/16	L, 1-2 so	A
12/23/16	W, 4-0	H
3/18/17	W, 5-3	A
10/9/17	L, 3-4 ot	A
11/24/17	W, 3-1	H
2/20/18	L, 2-4	A
3/16/19	L, 3-6	A
3/20/19	L, 4-5 ot	H
3/30/19	W, 6-3	A

TORONTO MAPLE LEAFS

Lead, 74-57-10-6
Home: 46-23-4-2
Away: 27-34-6-4
Neutral: 1-0-0-0

10/27/74	L, 3-4	H
11/30/74	L, 1-7	A
12/15/74	W, 3-1	H
3/1/75	L, 4-5	A
3/9/75	L, 2-4	H
10/24/75	L, 3-6	H
11/18/75	L, 2-4	A
2/4/76	T, 4-4	A
2/16/76	L, 1-5	H
3/20/76	L, 3-7	A
12/17/76	W, 3-2	H
1/1/77	L, 1-3	A
2/12/77	L, 0-10	A
2/25/77	W, 4-2	H
3/27/77	W, 7-4	H
11/11/77	L, 1-3	H
11/16/77	L, 2-5	A
11/26/77	T, 4-4	A
2/25/78	L, 0-4	A
3/15/78	L, 2-5	H
12/17/78	W, 7-6	H
12/30/78	T, 5-5	A
1/28/79	T, 2-2	H
3/28/79	L, 2-6	A
10/19/79	L, 3-5	H
11/28/79	L, 2-4	H
12/26/79	W, 8-2	A
3/24/80	L, 1-6	A
11/28/80	W, 6-2	H
11/29/80	W, 7-3	A
3/8/81	W, 7-3	H
3/14/81	L, 3-5	A
12/5/81	L, 4-9	A
12/11/81	W, 11-2	H
4/3/82	W, 6-4	A
10/13/82	W, 5-3	A
11/26/82	W, 5-3	H
1/6/83	L, 1-3	H
12/17/83	W, 3-1	A
1/27/84	W, 6-1	H
1/28/84	W, 8-0	A
2/1/85	T, 3-3*	H
2/5/85	W, 4-1	A
3/14/85	W, 4-0	H
10/16/85	W, 6-5*	A
12/10/85	W, 3-2	H
1/29/86	L, 2-5	A
12/10/86	L, 2-8	A
3/13/87	W, 10-2	H
3/31/87	W, 4-2	H
12/15/87	L, 3-5	A
12/18/87	W, 4-2	H
12/28/87	T, 4-4*	A
10/14/88	L, 1-3	H
1/6/89	W, 3-0	H
1/11/89	W, 3-2	A
10/21/89	L, 4-8	A
11/3/89	W, 2-1	H
1/8/90	L, 6-8	A
11/14/90	L, 3-5	A
11/21/90	W, 5-3	H
12/22/90	L, 2-5	H
10/9/91	W, 5-4	A
11/1/91	W, 4-0	H
12/20/91	W, 4-3	H
10/6/92	W, 6-5	A
3/9/93	W, 3-1	H
10/13/93	L, 1-7	A
1/11/94	L, 1-2	H
11/10/95	L, 1-6	A
2/16/96	W, 4-3	H
1/13/97	W, 6-3	H
2/26/97	W, 3-1	A
10/1/97	W, 4-1	A
1/6/98	W, 5-3	H
11/10/98	W, 4-1	H
1/1/99	W, 5-2	A
1/30/99	L, 3-5	A
2/22/99	W, 4-3	H
11/5/99	W, 5-3	H
11/29/99	L, 1-3	A
1/22/00	T, 5-5*	A
4/1/00	L, 3-4	H
1/6/01	W, 3-2	A
2/1/01	W, 5-4	H
3/1/01	OTL, 2-3*	H
11/6/01	L, 2-4	A
1/11/02	T, 3-3*	H
3/4/02	L, 2-3	H
3/21/02	W, 4-3	A
11/26/02	L, 4-5	A
1/17/03	L, 1-4	H
2/20/03	L, 2-6	H
3/29/03	OTL, 3-4*	A
10/13/03	T, 2-2*	A
10/25/03	L, 1-4	A
12/19/03	T, 2-2*	H
1/21/04	L, 2-3	H
11/6/05	W, 5-4	H
11/8/05	L, 4-6	A
2/3/06	W, 4-1	H
2/28/06	W, 5-3	A
11/24/06	L, 1-7	H
12/23/06	W, 3-2	A
3/6/07	L, 0-3	A
3/16/07	W, 5-1	H
10/29/07	W, 7-1	A
1/23/08	L, 2-3	A
1/24/08	W, 2-1	H
3/1/08	L, 2-3	H
12/6/08	W, 2-1	A
12/28/08	W, 4-1	H
3/5/09	L, 1-2	H
3/24/09	L, 2-3 so	A
10/3/09	W, 6-4	H
11/21/09	L, 1-2 so	A
12/12/09	L, 3-6	A
1/15/10	W, 6-1	H
11/3/10	W, 5-4 so	H
12/6/10	L, 4-5 so	H
1/22/11	W, 4-1	A
4/5/11	W, 3-2 so	A
11/19/11	L, 1-7	A
12/9/12	W, 4-2	H
2/25/12	W, 4-2	A
3/11/12	W, 2-0	H
1/31/13	L, 2-3	A
2/5/13	L, 2-3	H
4/16/13	W, 5-1	H
11/23/13	L, 1-2 so	A
1/10/14	W, 3-2	H
3/16/14	W, 4-2	H
11/29/14	L, 2-6	A
1/7/15	W, 6-2	A
3/1/15	W, 4-0	H
1/7/15	W, 3-2 so	H
11/28/15	W, 4-2	A
3/2/16	W, 3-2	H
11/26/16	L, 2-4	A
1/3/17	W, 6-5 ot	H
4/4/17	W, 4-1	A
10/17/17	L, 0-2	H
11/25/17	W, 4-2	A
3/3/18	W, 5-2	N
10/13/18	L, 2-4	H
1/23/19	L, 3-6	A
2/21/19	W, 3-2	H

VANCOUVER CANUCKS

Lead, 47-40-9-1
Home: 28-17-4-0
Away: 19-23-5-1

12/17/74	L, 2-4	A
1/23/75	L, 2-3	H
2/1/75	L, 2-5	A
3/2/75	L, 3-7	H
10/14/75	L, 2-7	A
11/19/75	L, 2-5	H
1/6/76	L, 3-5	H
1/30/76	L, 2-4	A
10/13/76	L, 1-4	A
11/9/76	W, 4-2	H
12/7/76	W, 4-3	H
3/9/77	L, 2-5	A
12/6/77	L, 2-5	H
12/13/77	L, 1-3	A
1/31/78	L, 2-4	A
2/14/78	L, 24-	H
12/9/78	W, 7-5	A
1/14/79	W, 5-3	H
2/3/79	L, 1-5	H
3/2/79	W, 6-2	A
10/27/79	L, 3-5	A
12/21/79	W, 2-1	H
1/11/80	W, 7-4	H
2/16/80	W, 5-3	A
12/9/80	L, 2-4	H
12/30/80	T, 3-3	A
1/29/81	W, 3-1	H
2/3/81	T, 3-3	A
10/28/81	L, 0-3	A
1/2/82	W, 5-2	H
3/17/82	T, 6-6	H
11/21/82	L, 3-5	A
2/18/83	W, 2-1	A
3/23/83	T, 1-1	H
11/4/83	W, 5-4*	H
1/13/84	W, 6-4	A
2/28/84	L, 2-3	H
10/28/84	W, 5-2	A
2/21/85	W, 6-2	A
2/26/85	W, 3-2	H
11/15/85	W, 5-3	H
12/7/85	W, 2-1	H
12/17/85	T, 4-4*	A
10/28/86	W, 5-2	A
11/5/86	W, 3-2	H
2/20/87	W, 6-3	A
10/27/87	W, 3-2	A
11/3/87	W, 3-2	H
3/6/88	W, 7-2	H
10/25/88	W, 4-3*	A
2/19/89	L, 2-3	A
3/5/89	W, 3-0	H
11/14/89	T, 4-4*	A
1/5/90	L, 2-5	H
3/17/90	L, 1-3	H
10/30/90	W, 2-1	A
2/5/91	W, 5-3	H
2/16/91	L, 2-4	A
10/24/91	L, 1-3	A
1/3/92	T, 3-3*	H
3/29/92	W, 7-4	H
10/28/92	L, 3-4	A
3/2/93	T, 3-3*	H
10/27/93	W, 4-2	A
11/5/93	W, 3-2	H
2/10/96	T, 4-4*	A
3/12/96	W, 9-0	H
2/11/97	W, 5-2	A
3/11/97	W, 4-1	H
11/4/97	W, 2-1	H
3/28/98	W, 3-2	A
10/21/98	L, 1-2	H
11/1/98	L, 1-4	A
12/22/99	L, 3-6	A
11/22/00	W, 3-2*	H
2/14/01	W, 4-3*	A
1/19/02	L, 1-5	H
3/23/03	L, 0-6	A
1/31/04	L, 1-6	H
10/27/06	L, 2-3 so	A
10/26/07	L, 2-3	H
10/13/08	W, 5-1	H
12/18/09	L, 2-3	A
1/14/11	L, 2-4	H
10/29/11	L, 4-7	A
10/28/13	L, 2-3	A
3/14/14	W, 4-3	H
10/26/14	L, 2-4	A
12/2/14	L, 3-4	H
10/22/15	W, 3-2	A
1/14/16	W, 4-1	H
10/29/16	W, 5-2	A
12/11/16	W, 3-0	H
10/26/17	L, 2-6	A
1/9/18	W, 3-1	H
10/22/18	W, 5-2	A
2/5/19	W, 3-2	H

VEGAS GOLDEN KNIGHTS

Trail, 1-3-0-0
Home: 1-1-0-0
Away: 0-2-0-0

12/23/17	L, 0-3	A
2/4/18	L, 3-4	H
10/10/18	W, 5-2	H
12/4/18	L, 3-5	A

WINNIPEG JETS

Lead, 50-27-5-9
Home: 30-9-3-3
Away: 20-18-2-6

12/15/99	W, 4-0	A
1/6/00	L, 1-3	A
1/8/00	W, 3-0	H
1/12/00	W, 5-2	A
3/28/00	W, 5-2	H
10/11/00	T, 3-3*	A
11/12/00	T, 2-2*	H
11/25/00	L, 1-2	A
1/1/01	W, 4-2	H
1/13/01	W, 4-1	H
10/26/01	L, 0-1	A
11/10/01	W, 3-0	H
12/6/01	T, 3-3*	A
12/15/01	W, 5-2	H
1/22/02	W, 3-0	A
11/23/02	W, 6-3	H
12/1/02	L, 4-5	A
12/6/02	W, 7-6*	H
2/12/03	W, 5-1	A
3/6/03	T, 4-4*	H
10/11/03	L, 3-4	H
10/31/03	W, 2-1	H
12/16/03	W, 5-0	A
3/13/04	L, 2-5	A
3/20/04	T, 2-2*	H
3/24/04	L, 2-3	A
10/7/05	L, 3-7	H
10/8/05	L, 1-8	A
11/4/05	W, 3-2 so	H
12/22/05	W, 6-5 so	A
1/1/06	L, 2-5	H
3/4/06	L, 2-3 ot	A
4/13/06	L, 3-5	A
4/17/06	W, 6-4	H
10/14/06	L, 3-4 ot	H
10/19/06	L, 3-4 so	A
11/3/06	L, 3-4	H
11/22/06	L, 2-4	H
12/15/06	W, 3-2 ot	A
1/6/07	W, 3-2 ot	H
3/12/07	L, 2-4	A
4/4/07	W, 3-2	A
10/5/07	W, 3-1	A
11/6/07	L, 1-2 ot	A
11/21/07	L, 1-5	H
12/8/07	W, 6-3	H
2/2/08	L, 0-2	H
2/13/08	L, 2-3 so	A
3/14/08	W, 4-1	H
3/21/08	W, 5-3	A
10/11/08	L, 4-7	A
11/26/08	W, 5-3	H
2/26/09	W, 4-3	H
3/16/09	L, 1-5	A
4/5/09	W, 6-4	H
4/7/09	W, 4-2	A
10/22/09	W, 5-4	A
10/29/09	W, 4-3	A
1/9/10	W, 8-1	A
2/5/10	W, 5-1	H
4/1/10	W, 2-1	H
4/9/10	W, 5-2	H
10/8/10	L, 2-4	A
10/23/10	W, 4-3 ot	H
11/14/10	W, 6-4	H
11/19/10	L, 0-5	A
12/4/10	L, 1-3	H
1/26/11	L, 0-1	A
11/17/11	L, 1-4	A
11/23/11	W, 4-3 ot	H
12/15/11	W, 1-0	A
2/9/12	L, 2-3 so	H
3/16/12	L, 2-3	A
3/23/12	L, 3-4 ot	H
1/22/13	L, 2-4	H
3/2/13	W, 3-0	A
3/21/13	W, 4-0	A
3/22/13	W, 6-1	A
4/23/13	W, 5-3	H
10/22/13	W, 5-4 so	A
2/6/14	W, 4-2	H
2/19/15	W, 5-1	H
3/21/15	L, 0-3	A
11/25/15	W, 5-3	H
12/5/15	L, 1-2 ot	A
11/11/16	W, 3-2	A
11/3/16	W, 4-3 ot	H
2/13/18	L, 3-4 ot	A
3/12/18	W, 3-2 ot	H
11/14/18	L, 1-3	A
3/10/19	W, 3-1	H

*ot Overtime
so Shootout

Longest Streak by Season

	OVERALL				HOME				ROAD			
	Winning	Undefeated	Losing	Winless	Winning	Undefeated	Losing	Winless	Winning	Undefeated	Losing	Winless
2018-19	7 (2x)	-	4	7	5	-	2 (3x)	4	5	-	4	4
2017-18	5 (2x)	-	2 (4x)	-	10	-	3	3 (2x)	5	-	4	4
2016-17	9	-	4	-	15	-	1 (9x)	-	4	-	4	-
2015-16	9	-	3	-	12	-	3	-	5	-	3	-
2014-15	4	-	5	-	7	-	3	-	3	-	5	-
2013-14	4 (3x)	-	7	-	6	-	3 (3x)	-	3	-	2 (2x)	-
2012-13	8	-	4	-	6	-	2 (3x)	-	4	-	5	-
2011-12	7	-	4 (2x)	-	7	-	3 (2x)	-	3	-	5	-
2010-11	9	-	8	-	7	-	5	-	6	-	3 (3x)	-
2009-10	*14	-	4	-	*13	-	2 (2x)	-	5	-	3	-
2008-09	7	-	4	-	9	-	4	-	5	-	4	-
2007-08	7	-	5	-	6	-	5	-	4	-	3 (2x)	-
2006-07	4	-	9	-	3 (2x)	-	7	-	4	-	9	-
2005-06	4	-	8	-	2 (3x)	-	5	-	2 (3x)	-	5	-
2003-04	2 (3x)	4	6	8	2	4 (2x)	3 (4x)	4	2 (2x)	2 (3x)	7	8
2002-03	4	5	3 (2x)	5	5	5 (2x)	3 (2x)	3	2 (3x)	4	3	4 (2x)
2001-02	4	5 (2x)	3 (3x)	6	3 (2x)	5	4	3	3	4	5	6
2000-01	5 (2x)	12	5	6	7	9	3	3 (2x)	5	9	3 (4x)	5
1999-00	6	11	3 (2x)	6	*10	*13	2 (2x)	3	4	5	3	3
1998-99	6	6	6	6 (2x)	5	5	4	7	3 (2x)	4	7	7
1997-98	4 (4x)	7	6	8	8	11	5	5 (2x)	4	4 (2x)	4 (2x)	6
1996-97	3 (2x)	6 (2x)	5	7	4 (3x)	6 (2x)	4 (2x)	4 (3x)	4	4	3 (2x)	6
1995-96	4 (2x)	7	3 (3x)	6	6	8	3	5	4	4 (3x)	3	5
1994-95	4 (2x)	7	3	5 (2x)	5	8	2 (2x)	2 (4x)	3 (2x)	3 (2x)	4	10
1993-94	6	7	6	6 (2x)	4	5 (2x)	3	5	4 (2x)	4 (2x)	4 (2x)	4 (2x)
1992-93	7 (2x)	7 (2x)	4 (3x)	5 (2x)	5 (2x)	*13	3	4 (2x)	5 (2x)	5 (2x)	4	4
1991-92	4 (4x)	4 (8x)	3	5	5	5	2 (2x)	3	5	5	2 (3x)	4
1990-91	5	5 (2x)	5	8	4	7	4	4	4 (2x)	5	4	5 (2x)
1989-90	4	4 (3x)	8	8	3	3 (2x)	3 (2x)	3 (3x)	4	4	5	5 (2x)
1988-89	8	8	3 (3x)	4	8	11	4	5	3 (2x)	8	3 (2x)	4
1987-88	5 (3x)	6	4	4 (3x)	5	5 (2x)	2 (2x)	4	3 (2x)	5	4	6
1986-87	6	9	4 (2x)	10	4	6	3	5	4	5	4	7
1985-86	8	8	3 (2x)	3 (4x)	8	8	2	2 (2x)	3 (2x)	7	2 (3x)	3
1984-85	7	8	3	5	6	7	2	2 (2x)	3 (4x)	9	5	5 (2x)
1983-84	10	*14	7	7	7	7	3	3 (2x)	*6	7	4 (2x)	4 (3x)
1982-83	4	*14	3 (3x)	5 (2x)	6	12	4	5	3	*10	2 (4x)	5
1981-82	4	7	13	14	6	7	7	8	2 (2x)	3 (2x)	7	7 (3x)
1980-81	3	7	5 (2x)	13	3	5	3 (2x)	6	2 (2x)	6	4	11
1979-80	5	7	5	10	6	6	6	6	2	3	5	11
1978-79	4	6	5	10	5	7	5	6	2 (2x)	5	4 (3x)	7
1977-78	3	4 (2x)	6	20	2 (3x)	4	5	11	1 (7x)	3	5	10
1976-77	4	4 (2x)	5	11	3	7	3	5	1 (7x)	2	5	12
1975-76	1 (11x)	2	12	*25	2	4	7	*14	1 (5x)	1 (7x)	16	16

BEST AND WORST MONTHS

Month	2018-19 Season		Club High		Club Low	
October	.600	(5-3-2)	.800	(8-2-0, 2015-16)	.083	(1-11-0, 1981-82)
November	.733	(10-4-1)	.786	(10-2-2, 2010-11)	.136	(1-9-1, 1975-76)
December	.692	(9-4-0)	.821	(11-2-1, 2015-16)	.107	(1-12-1, 1974-75); (0-11-3, 1975-76)
January	.375	(3-6-3)	.867	(13-2-0, 2009-10)	.115	(1-11-1, 1974-75)
February	.679	(9-4-1)	.864	(9-1-1-0, 2000-01)	.143	(2-12-0, 1974-75)
March	.767	(11-3-1)	.833	(12-2-1, 2010-11)	.077	(1-12-0, 1974-75)
April	.333	(1-2-0)	1.000	(3-0-0, 2007-08)	.222	(2-7-0, 1998-99)
May	The Capitals played one regular-season game in May (5/2/95), a 7-2 win against Pittsburgh.					

Most victories in one month	13	January, 2010
Most points in one month	26	January, 2010 (13-2-0); December, 1984 (12-2-2)
Most losses in one month	13	January, 1976 (2-13-0)
Fewest victories in one month	0 (3x)	December, 1975; November, 1977; April, 2004
Fewest points in one month	2 (3x)	March, 1975 (1-12-0); October, 1981 (1-11-0); April, 2004 (0-1-1-1)
Fewest losses in one month	0	April, 2008 (3-0-0)
	1 (10x)	December, 1982; January, 2000; February, 2002; April, 2002, 2003, 2004, 2007, 2009, 2011, 2012

Special Teams History

	POWER PLAY			PENALTY KILLING			PENALTY MINUTES		SHORTHANDED	
Year	PP-ATT	PCT	NHL Rank	PK-ATT	PCT	NHL Rank	PIM	Avg.	SHG	SHGA
2018-19	49-236	20.8	12th	55-261	78.9	24th	730	8.9	5	5
2017-18	55-244	22.5	7th	53-269	80.3	15th	800	9.8	4	8
2016-17	57-247	23.1	T-3rd	44-272	83.8	7th	750	9.0	5	3
2015-16	55-251	21.9	5th	38-256	85.2	2nd	753	9.2	2	5
2014-15	60-237	25.3	1st	50-266	81.2	14th	857	10.5	4	4
2013-14	68-291	23.4	T-1st	51-284	82.0	16th	960	11.7	5	10
2012-13	44-164	26.8	1st	36-163	77.9	27th	516	10.8	3	4
2011-12	41-245	16.7	T-18th	49-266	81.6	T-20th	767	9.4	3	10
2010-11	46-263	17.5	T-15th	43-299	85.6	T-2nd	926	11.3	7	5
2009-10	79-313	25.2	1st	67-316	78.8	25th	940	11.5	4	8
2008-09	85-337	25.2	2nd	75-387	80.6	17th	1,021	12.7	7	11
2007-08	65-346	18.8	10th	68-349	80.5	25th	975	11.9	5	8
2006-07	67-408	16.4	24th	82-414	80.2	T-23rd	1,233	15.0	12	14
2005-06	72-490	14.7	26th	116-550	78.9	28th	1,499	18.3	15	18
2003-04	64-334	19.2	6th	75-401	81.6	26th	1,282	15.6	4	5
2002-03	57-331	17.2	14th	72-384	81.3	T-27th	1,268	15.5	8	4
2001-02	58-299	19.4	3rd	58-325	82.2	24th	1,043	12.7	2	8
2000-01	75-353	21.2	4th	62-391	84.1	13th	1,141	13.9	6	7
1999-00	43-287	15.0	21st	47-341	86.2	7th	994	12.1	9	3
1998-99	52-301	17.3	9th	55-353	84.4	15th	1,281	15.6	8	7
1997-98	55-350	15.7	13th	39-361	89.2	1st	1,198	14.6	14	4
1996-97	51-322	15.8	12th	54-354	84.7	9th	1,652	20.1	8	10
1995-96	63-403	15.6	22nd	67-385	82.6	T-11th	1,553	18.9	12	7
1994-95	45-226	19.9	6th	34-220	84.5	7th	1,144	23.8	13	2
1993-94	70-386	18.1	18th	74-403	81.6	13th	2,007	23.9	8	12
1992-93	97-445	21.8	4th	74-433	82.9	7th	1,709	20.3	10	8
1991-92	92-412	22.3	2nd	60-368	83.7	4th	1,777	22.2	14	15
1990-91	64-340	18.8	12th	44-314	86.0	1st	1,839	23.0	13	15
1989-90	70-412	17.0	19th	71-370	80.8	8th	2,204	27.6	9	15
1988-89	96-443	21.7	7th	73-362	79.8	11th	1,836	23.0	7	13
1987-88	94-469	20.0	11th	75-394	81.0	6th	1,680	21.0	8	15
1986-87	65-355	18.3	18th	58-326	82.2	5th	1,722	21.5	9	15
1985-86	82-362	22.7	9th	67-350	80.9	5th	1,418	17.7	13	6
1984-85	79-331	23.9	4th	68-286	76.2	15th	1,161	14.5	6	7
1983-84	77-382	20.2	19th	39-293	86.7	1st	1,252	15.7	8	18
1982-83	75-358	20.9	18th	53-288	81.6	4th	1,329	16.6	3	11
1981-82	93-418	22.2	13th	67-309	78.3	9th	1,922	24.2	8	11
1980-81	74-394	18.8	19th	83-318	73.9	20th	1,872	23.4	8	14
1979-80	54-295	18.3	18th	65-248	73.8	19th	1,198	15.0	5	4
1978-79	57-302	18.9	15th	63-279	77.4	17th	1,312	16.4	5	12
1977-78	34-278	12.2	18th	73-260	71.9	17th	1,332	16.7	2	15
1976-77	39-293	13.3	17th	62-285	78.2	11th	1,231	15.4	10	14

HOME ATTENDANCE HISTORY

Year	Games	Attendance	Average	Sellouts
2018-19	41	758,746	18,506	41
2017-18	40	740,240	18,506	40
2016-17	41	758,746	18,506	41
2015-16	41	758,746	18,506	41
2014-15	40	740,240	18,506	40
2013-14	41	758,746	18,506	41
2012-13	24	444,144	18,506	24
2011-12	41	758,746	18,506	41
2010-11	41	754,318	18,398	41
2009-10	41	749,357	18,277	41
2008-09	41	741,992	18,097	29
2007-08	41	634,381	15,473	8
2006-07	41	571,169	13,931	3
2005-06	41	570,113	13,905	2
2003-04	41	603,528	14,720	2
2002-03	41	647,272	15,787	5
2001-02	41	710,990	17,341	14
2000-01	41	636,914	15,534	11
1999-00	41	593,922	14,486	7
1998-99	41	708,531	17,281	20
1997-98 (MCI Center)	31	489,603	15,794	7
(US Airways)	10	136,682	13,668	3
1996-97	41	646,234	15,762	19
1995-96	41	621,357	15,155	23

Year	Games	Attendance	Average	Sellouts
1994-95	24	339,816	14,159	2
1993-94	41	600,622	14,649	4
1992-93	41	650,067	15,855	5
1991-92	40	663,591	16,590	12
1990-91	40	664,330	16,608	9
1989-90	40	690,023	17,251	18
1988-89	40	680,506	17,013	23
1987-88	40	638,212	15,955	13
1986-87	40	611,561	15,289	12
1985-86	40	599,894	14,997	12
1984-85	40	560,309	14,008	9
1983-84	40	473,479	11,837	4
1982-83	40	495,050	12,376	2
1981-82	40	455,086	11,377	2
1980-81	40	472,013	11,800	4
1979-80	40	442,491	11,062	3
1978-79	40	397,007	9,925	0
1977-78	40	434,864	10,872	2
1976-77	40	437,252	10,931	3
1975-76	40	393,412	9,835	3
1974- 75	40	400,171	10,004	2
TOTALS	**1,750**	**26,634,473**	**15,631**	**729**
Capital One Arena Totals	**832**	**14,130,444**	**17,003**	**540**

Opening Game Results

Year	Home Opener	Date
2018-19	*Washington 7 - Boston 0	10/3
2017-18	Washington 6 - Montreal 1	10/7
2016-17	Washington 2 - NY Islanders 1	10/15
2015-16	*Washington 5 - New Jersey 3	10/10
2014-15	*Montreal 2 - Washington 1 SO	10/9
2013-14	Washington 5 - Calgary 4 SO	10/3
2012-13	Winnipeg 4 - Washington 2	1/22
2011-12	*Washington 4 - Carolina 3 OT	10/8
2010-11	Washington 7 - New Jersey 2	10/9
2009-10	Washington 6 - Toronto 4	10/3
2008-09	Washington 4 - Chicago 2	10/11
2007-08	Washington 2 - Carolina 0	10/6
2006-07	Washington 5 - Carolina 2	10/7
2005-06	*Washington 3 - Columbus 2	10/5
2003-04	*Washington 6 - NY Islanders 1	10/9
2002-03	*Washington 5 - Nashville 4	10/11
2001-02	*Washington 6 - New Jersey 1	10/6
2000-01	*Los Angeles 4 - Washington 1	10/6
1999-00	Washington 2 - Los Angeles 2	10/9
1998-99	*Washington 1 - Anaheim 0	10/10
1997-98	Washington 6 - Buffalo 2	10/3
1996-97	*Chicago 5 - Washington 2	10/5
1995-96	*Washington 4 - St. Louis 1	10/7
1994-95	Washington 5 - NY Islanders 2	1/27
1993-94	New Jersey 6 - Washington 3	10/8
1992-93	NY Rangers 4 - Washington 2	10/9
1991-92	*Washington 5 - Philadelphia 2	10/4
1990-91	*Pittsburgh 7 - Washington 4	10/5
1989-90	*Washington 5 - Philadelphia 3	10/6
1988-89	*Pittsburgh 6 - Washington 4	10/7
1987-88	Washington 6 - Chicago 4	10/10
1986-87	Philadelphia 6 - Washington 1	10/11
1985-86	Philadelphia 4 - Washington 2	10/13
1984-85	Philadelphia 4 -Washington 2	10/13
1983-84	NY Islanders 8 - Washington 7 OT	10/8
1982-83	Philadelphia 3 - Washington 2	10/9
1981-82	Washington 6 - Detroit 3	10/10
1980-81	*Washington 4 - Winnipeg 1	10/10
1979-80	Boston 5 - Washington 2	10/13
1978-79	Atlanta 6 - Washington 3	10/14
1977-78	*Washington 2 - Pittsburgh 1	10/14
1976-77	*Washington 6 - Atlanta 5	10/5
1975-76	*Pittsburgh 4 - Washington 2	10/7
1974-75	Washington 1 - Los Angeles 1	10/15

Road Opener	Date
Pittsburgh 7 - Washington 6 OT	10/5
*Washington 5 - Ottawa 4 SO	10/5
*Pittsburgh 3 - Washington 2 SO	10/13
Washington 6 - Calgary 2	10/20
Washington 4 - Boston 0	10/11
*Chicago 6 - Washington 4	10/1
*Tampa Bay 6 - Washington 3	1/19
Washington 3 - Pittsburgh 2 OT	10/13
*Atlanta 4 - Washington 2	10/8
*Washington 4 - Boston 1	10/1
*Atlanta 7 - Washington 4	10/10
*Washington 3 - Atlanta 1	10/5
*NY Rangers 5 - Washington 2	10/5
Atlanta 8 - Washington 1	10/8
Washington 2 - Toronto 2	10/13
Washington 2 - NY Islanders 1	10/12
Boston 4 - Washington 0	10/8
Washington 3 - Carolina 3 OT	10/7
*Florida 4 - Washington 3	10/2
Washington 4 - Tampa Bay 1	10/18
*Washington 4 - Toronto 1	10/1
Dallas 5 - Washington 3	10/8
Philadelphia 2 - Washington 1	10/11
*Washington 1 - Hartford 1 OT	1/21
*Winnipeg 6 - Washington 4	10/6
*Washington 6 - Toronto 5	10/6
Washington 5 - Toronto 4	10/9
NY Rangers 4 - Washington 2	10/10
Hartford 4 - Washington 1	10/11
Pittsburgh 8 - Washington 7	10/11
*Boston 4 - Washington 3	10/8
*Pittsburgh 5 - Washington 4	10/9
*NY Rangers 4 - Washington 2	10/10
*Philadelphia 4 - Washington 2	10/11
*Philadelphia 2 - Washington 1	10/6
*Washington 5 - NY Rangers 4	10/6
*Buffalo 5 - Washington 3	10/7
Chicago 8 - Washington 4	10/19
*Buffalo 8 - Washington 3	10/11
*Washington 4 - Los Angeles 2	10/11
Cleveland 4 - Washington 2	10/15
Washington 3 - Detroit 3	10/7
Philadelphia 5 - Washington 4	10/9
*NY Rangers 6 - Washington 3	10/9

*Denotes first game of the season

First game of season	21-21-1-1
Home openers	26-15-2-1
Road openers	13-26-4-1

Season opener at US Airways 6-4-0

Home opener at US Airways 10-13-1

HOLIDAY RECORDS

Holiday	Home	Road	Overall
Halloween	2-1-2-0	1-3-1-0	3-4-3-0
Thanksgiving	0-0-0-0	0-2-0-0	0-2-0-0
New Year's Eve	1-1-0-0	4-4-0-0	5-5-0-0
New Year's Day	16-5-3-1	1-1-0-0	17-6-3-1
Super Bowl Sunday	17-9-1-0	0-1-1-0	17-10-2-0
Valentine's Day	2-1-0-0	7-5-0-0	9-6-0-0
St. Patrick's Day	6-4-1-0	4-0-0-0	10-4-1-0
Easter	3-4-0-0	1-2-1-1	4-6-1-1

Capitals Hat Tricks

Player	Opp.	Date	Goaltender	Score
Ovechkin	vs. SJ	1/22/19	Jones	6-7 OT
Ovechkin	at CAR	12/14/18	Darling	6-5 SO
Ovechkin	vs. DET	12/11/18	Howard/Bernier	6-2
Backstrom	vs. NJD	11/30/18	Kinkaid	6-3
Ovechkin	at TOR	11/25/17	McElhinney	4-2
Ovechkin	MTL	10/7/17	Price	6-1
Ovechkin	at OTT	10/5/17	Anderson	5-4 SO
Ovechkin	at MIN	3/28/17	Dubnyk	5-4
Oshie	at TB	3/18/17	Vasilevskiy	5-3
Ovechkin	STL	11/23/16	Hutton	4-3
Ovechkin	at STL	4/9/16	Elliott/Nilsson	5-1
Ovechkin	at MIN	2/11/16	Dubnyk	4-3
Williams	NYR	1/17/16	Raanta	5-2
Kuznetsov	at EDM	10/23/15	Nilsson/Talbot	7-4
Backstrom	TB	12/13/14	Bishop	4-2
Ovechkin (4)	TB	12/10/13	Bishop	6-5 SO
Ward	at PHI	11/1/13	Emery/Mason	7-0
Grabovski	at CHI	10/1/13	Crawford	4-6
Ovechkin	at FLA	4/6/13	Markstrom/Clemmensen	4-3
Ovechkin	NJ	2/23/13	Hedberg	5-1
Perreault	BOS	1/24/12	Rask	5-3
Brouwer	TB	1/13/12	Roloson	4-3
Semin	at ANA	2/16/11	McElhinney	7-6
Ovechkin	at TOR	1/22/11	Giguere	4-1
Semin	TB	11/26/10	Smith/Ellis	6-0
Semin	TB	11/11/10	Ellis	6-3
Semin	ATL	10/23/10	Mason	4-3
Semin	at OTT	2/11/10	Elliott	5-6
Laich	at MTL	2/10/10	Price	5-6
Ovechkin	PIT	2/7/10	Fleury	5-4
Ovechkin	at FLA	2/15/09	Vokoun	4-2
Ovechkin	OTT	2/1/09	Elliott/Auld	7-4
Ovechkin	ATL	11/26/08	Pavelec	5-3
Ovechkin	BOS	3/3/08	Auld/Thomas	10-2
Ovechkin (4)	MTL	1/31/08	Huet	5-4
Ovechkin (4)	at OTT	12/29/07	Gerber	8-6
Semin	TB	3/18/07	Denis	7-3
Clark	at BOS	3/15/07	Thomas	3-4
Ovechkin	at ATL	12/15/06	Lehtonen	3-2
Semin	CAR	10/7/06	Ward	5-2
Clark	FLA	3/18/06	Luongo	3-4
Ovechkin	at ANA	1/13/06	Giguere	3-2
Bondra	at CBJ	11/29/03	Brathwaite/Denis	5-3
Lang	CAR	11/12/03	Storr/Weekes	7-1
Jagr	at TB	2/04/03	Grahame	5-1
Jagr	FLA	1/11/03	Hurme/Luongo	12-2
Bondra	EDM	3/10/02	Salo	4-2
Bondra	NYR	3/9/01	Hebert	5-3
Bondra	TOR	2/1/01	Joseph	5-4
Bondra (4)	at OTT	12/27/00	Hurme/Lalime	5-1
Konowalchuk	at PHI	11/18/00	Boucher	3-5
Zednik	DET	10/31/00	Osgood	6-2
Gonchar	MTL	1/4/00	Hackett	6-1
Bondra	PHI	10/12/99	Vanbiesbrouck	5-4
Bondra	CAR	2/5/99	Kidd	4-1
Bondra (4)	TB	2/3/99	Schwab/Ranford	10-1
Bondra	at OTT	11/7/98	Rhodes/Tugnutt	8-3
Bondra	at NYR	1/8/98	Richter	5-3
Oates	at NYI	10/8/97	Salo	6-3
Svejkovsky (4)	at BUF	4/13/97	Shields	8-3
Bondra (4)	COL	3/6/97	Billington	6-3
Bondra	at ANA	12/13/96	Shtalenkov	4-5
Juneau	PIT	11/1/96	Wreggett	4-2

Player	Opp.	Date	Goaltender	Score
Bondra (4)	at BUF	4/3/96	Trefilov	5-1
Bondra	at NYI	3/26/96	Soderstrom	7-1
Bondra (4)	NYI	2/3/96	Soderstrom	6-5
Bondra	OTT	1/11/96	Beaupre	6-1
Konowalchuk	NYR	1/5/96	Healy	4-4
Konowalchuk	at WPG	12/10/95	Cheveldae	6-1
Bondra	HFD	4/21/95	Burke	6-3
Krygier	OTT	4/9/94	Billington/Madeley	8-4
Burridge	at PIT	3/15/94	Barrasso	5-4
Bondra (5)	TB	2/5/94	Puppa/Jablonski	6-3
Burridge	LA	10/22/93	Hrudey	6-3
Khristich	HFD	3/19/93	Gosselin	5-2
Khristich	at STL	2/11/93	Joseph/Hebert	10-6
Hatcher	at NYR	1/13/93	Vanbiesbrouck	4-5
Hunter	PHI	3/20/92	Hextall	6-7
Druce	SJ	2/9/92	Hackett	6-2
Pivonka	NYR	12/26/91	Richter	6-8
Ciccarelli	EDM	2/8/91	Takko	6-3
Ridley	NJ	12/7/90	Burke	5-2
Bondra	at NYR	11/28/90	Richter	6-3
Courtnall	PHI	1/28/90	Wregget	7-2
Ciccarelli (4)	QUE	2/6/90	Gordon	12-2
Ciccarelli (4)	at HFD	3/18/89	Liut	8-2
Courtnall	at BOS	3/9/89	Moog	7-2
Ridley	PHI	12/6/88	LaForest	4-3
Christian	NJ	10/15/88	Suave	8-5
Ridley (4)	at PIT	10/11/88	Young	7-8
Christian	CGY	12/8/87	Vernon	4-5
Gartner	CHI	10/10/87	Pang	6-4
Adams	LA	3/17/87	Melanson	4-5
Gartner (4)	at VAN	2/20/87	Caprice	6-4
Gartner	at STL	3/15/86	Millen	5-4
Gartner	NJ	1/4/86	Resch/St. Laurent	9-3
Gartner	STL	10/29/85	May	6-3
Gartner	at VAN	2/21/85	R. Brodeur	6-2
Haworth	VAN	10/28/84	R. Brodeur	5-2
Gustafsson (5)	at PHI	1/8/84	Lindbergh	7-1
Gustafsson	NYI	12/23/83	Melanson	7-3
Gartner	at WPG	10/30/83	Hayward	7-3
Gartner	BOS	3/13/83	Peeters	6-4
Haworth	at CGY	2/24/83	Edwards	4-2
Houston	at NYI	10/21/82	Edwards	3-6
Maruk	CGY	3/5/82	Lemelin	8-6
Valentine (4)	HFD	2/27/82	Millen	7-1
Carpenter (4)	STL	2/25/82	Liut	9-1
Maruk	QUE	2/7/82	Bouchard	5-5
Maruk (4)	WPG	12/4/81	Staniowski	7-3
Gartner	CGY	12/2/81	Lemelin	9-3
Tookey	PHI	11/21/81	St. Croix	10-4
Maruk	PHI	11/21/81	St. Croix	10-4
Maruk	DET	4/5/81	Lozinski	7-2
Gartner	at PHI	3/24/81	Peeters	5-2
Maruk	TOR	3/8/81	Rutherford	7-3
Kelly	at LA	2/7/81	Lessard	4-4
Pronovost	COL	12/6/80	Smith	8-6
Maruk	at HFD	11/15/80	Garrett	8-4
Maruk	at PIT	11/12/80	Holland	3-1
Gartner (4)	NYR	10/18/80	Soetaert	8-2
Gartner	STL	3/5/80	Liut	6-3
Charron	at TOR	12/26/79	Palmateer/Harrison	8-2
Gartner	QUE	12/1/79	Hogosta	7-2
Maruk (4)	at NYR	10/14/79	Thomas	5-3
Rowe (4)	STL	3/10/79	Staniowski	7-5
Maruk	COL	1/12/79	Plasse/Oleschuk	8-1
Lofthouse	at VAN	12/9/78	Hanlon	7-5
Charron	BOS	3/28/78	Grahame	4-4
Charron	CLV	3/18/78	Edwards	8-3
Bailey	COL	2/28/78	Favell	7-4
White	at DET	2/21/76	Rutherford	5-1
Monahan	PIT	11/12/75	Inness	6-6
White	at CHI	10/26/75	Esposito	7-5
Gilbertson (4)	PIT	4/6/75	Johnson	8-4
Lalonde	DET	3/30/75	Richardson	5-8

Hat Tricks Against the Capitals

Player	Team	Date	Goaltender	Score
Killorn	TB	3/16/19	Holtby	3-6
Reinhart	BUF	2/23/19	Holtby	2-5
Kadri	TOR	1/23/19	Holtby	3-6
Hertl	SJ	1/22/19	Holtby	6-7 (OT)
Toews	CHI	1/20/19	Holtby/Copley	5-8
Arvidsson	NSH	1/15/19	Copley	2-7
Landeskog	COL	11/16/17	Grubauer	2-6
Malkin	PIT	1/16/17	Holtby/Grubauer	7-8 (OT)
Nash	NYR	12/23/14	Holtby	2-4
Nyquist	DET	2/2/14	Neuvirth	6-5
Suter	MIN	1/4/14	Holtby	3-5
Skinner	CAR	1/2/14	Grubauer	3-4 (OT)
Tlusty	CAR	4/2/13	Holtby	5-3
Parise	NJ	3/2/12	Neuvirth	0-5
Richards	PHI	10/6/09	Varlamov	5-6
Cole	EDM	1/13/09	Theodore	2-5
Hartnell	PHI	12/20/08	Theodore	1-7
Fisher	OTT	12/29/07	Kolzig	8-6
Stillman	CAR	11/5/07	Kolzig	0-5
Guerin	NYI	10/18/07	Kolzig	2-5
Jokinen	FLA	2/27/07	Johnson/Cassivi	5-6
Weiss	FLA	1/13/07	Kolzig/Johnson	3-7
Cole	CAR	11/9/06	Johnson	0-5
Sim	FLA	2/7/06	Kolzig	0-5
Pyatt	BUF	11/17/05	Johnson	5-8
Afinogenov	BUF	12/31/03	Ouellet	1-7
Satan	BUF	12/31/03	Ouellet	1-7
Pisani	EDM	3/22/03	Kolzig	3-5
Madden	NJ	2/05/03	Kolzig (1 EN)	1-4
Kovalchuk	ATL	12/06/02	Billington	7-6
Czerkawski	NYI	11/27/01	Billington	5-5
Alfredsson	OTT	11/13/01	Billington/Kolzig	5-11
Recchi	PHI	10/20/01	Billington/Kolzig	3-6
Langkow	PHX	10/13/01	Billington	2-5
Elias	NJ	4/3/01	Kolzig	4-6
Straka	PIT	1/8/01	Kolzig	3-5
Harvey	SJ	12/18/00	Kolzig	3-5
Barnes	PIT	11/25/98	Kolzig	5-4
Satan	BUF	3/1/98	Kolzig	0-3
Lemieux	COL	11/18/97	Ranford	6-6
Fedorov (5)	DET	12/26/96	Carey	4-5
Garpenlov	FLA	1/23/96	Carey	4-5
Kurri	LA	10/12/96	Kolzig	4-7
Turgeon	MTL	4/17/95	Carey	2-5
Yashin	OTT	2/23/95	Dafoe	5-5
Damphousse	MTL	2/4/94	Tabaracci	0-4
Neely	BOS	1/2/94	Tabaracci	2-8
Verbeek	HFD	12/7/93	Tabaracci/Beaupre	1-6
Green	NYI	11/30/93	Tabaracci	4-6
Selanne	WPG	10/6/93	Beaupre	4-6
Lemieux	PIT	3/18/93	Beaupre/Hrivnak	5-7
Stevens	PIT	1/26/93	Beaupre	3-6
Dineen	PHI	1/7/93	Hrivnak/Kolzig	2-8
Lindros	PHI	12/26/92	Hrivnak/Beaupre	5-5
Mogilny	BUF	12/23/92	Beaupre	1-4
Selanne	WPG	12/11/92	Hrivnak	8-6
Hull	STL	2/27/92	Hrivnak	3-7
King	NYI	1/1/92	Beaupre	8-5
Stastny	NJ	12/29/91	Beaupre	4-3
Messier	NYR	12/13/91	Beaupre	3-5
Turgeon	NYI	11/30/91	Liut	1-8
Richer	NJ	11/20/91	Hrivnak	5-6
Maley	NJ	10/18/91	Hrvinak	6-5
Mogilny	BUF	3/31/91	Beaupre	2-5
MacLean	NJ	2/25/91	Hrvinak/Liut	1-5
Tocchet	PHI	1/24/91	Liut	1-6
Leeman	TOR	1/8/90	Beaupre/Mason	6-8
Vukota	NYI	10/20/89	Beaupre	3-5
MacLean	NJ	12/7/88	Malarchuk	1-5
Brown	PIT	11/25/88	Malarchuk	3-5
Mullen	NYR	10/19/88	Malarchuk	1-5
Lemieux	PIT	10/11/88	Malarchuk/Peeters	7-8
Lemieux (4)	PIT	4/2/88	Malarchuk	6-7
Savard	CHI	1/17/88	Malarchuk	4-5
Makela	NYI	12/4/87	Malarchuk	4-6
LaFontaine	NYI	11/10/87	Malarchuk	3-4
Nicholls	LA	3/17/87	Mason/Peeters	4-5
Ridley	NYR	12/17/86	Mason	1-6
Bourne	LA	11/18/86	Peeters	5-6
Cunneyworth	PIT	10/9/86	Jensen	4-5

Player	Team	Date	Goaltender	Score
Propp	PHI	4/6/86	Peeters	3-5
Trottier	NYI	1/24/86	Peeters	5-7
Ludzik	CHI	12/28/85	Jensen	5-7
Vaive	TOR	10/16/85	Jensen	6-5
Poulin	PHI	3/7/85	Riggin/Jensen	6-9
Kerr	PHI	3/7/85	Riggin/Jensen	6-9
Kerr (4)	PHI	2/9/85	Riggin	4-5
Kerr	PHI	12/23/84	Riggin	4-7
Kurri	EDM	11/9/84	Riggin	5-8
Bossy	NYI	2/10/83	Jensen	3-8
Dionne	LA	1/11/83	Riggin	7-9
Sutter	STL	10/30/82	Riggin	6-5
Boutette	PIT	10/27/82	Parro	5-7
Trottier	NYI	10/21/82	Riggin	3-6
Perreault	BUF	10/16/82	Parro/Riggin	2-9
Bossy (4)	NYI	3/23/82	Jensen/Parro	1-8
Sutter	NYI	2/2/82	Parro	6-7
Sutter	STL	1/9/82	Parro	4-7
Middleton	BOS	12/23/8	Parro	4-7
Derlago	TOR	2/5/81	Jensen	4-9
Hunter	QUE	10/21/81	Palmatee	3-6
Ftorek	QUE	3/18/81	Parro/Palmateer	4-6
Sittler	TOR	3/14/81	Palmateer	3-5
Pettersson	STL	2/28/81	Palmateer	5-7
P. Stastny (4)	QUE	2/22/81	Stephenson/Palmateer	7-11
A. Stastny	QUE	2/22/81	Stephenson/Palmateer	7-11
Richard	QUE	2/22/81	Stephenson/Palmateer	7-11
Maloney	NYR	2/21/81	Palmeteer	4-6
Seiling	BUF	2/12/81	Parro	3-6
Bossy	NYI	1/17/81	Boutin	4-6
Dionne	LA	11/5/80	Palmateer	3-5
Dupont	WPG	11/2/80	Stephenson	4-4
Lysiak	CHI	10/19/80	Palmateer	4-8
MacDonald	EDM	2/15/80	Stephenson	2-8
Mondou	MTL	4/7/79	Bedard	3-10
Esposito	NYR	2/18/79	Inness	6-6
Mondou	MON	2/4/79	Inness	4-8
Potvin	NYI	1/16/79	Inness	2-6
Lysiak	ATL	10/14/78	Bedard	3-6
Esposito	NYR	3/24/78	Wolfe/Bedard	4-11
Duguay	NYR	3/24/78	Wolfe/Bedard	4-11
Mulvey	CHI	3/22/78	Bedard	2-6
Houle	MON	2/17/78	Wolfe	2-8
Bossy	NYI	2/4/78	Wolfe	1-6
Goring	LA	2/1/78	Bedard/Wolfe	3-8
McCourt	DET	1/22/78	Bedard	3-6
Koroll	CHI	1/18/78	Wolfe	2-5
Perreault	BUF	11/19/77	Wolfe	6-7
Dionne	LA	11/8/77	Smith	1-5
Federko	STL	2/19/77	Low	1-4
Goring	LA	2/2/77	Low	2-7
Eriksson	MIN	11/27/76	Low	1-6
Murphy	LA	10/16/76	Low	1-7
Barber	PHI	4/1/76	Low	2-11
Sittler	TOR	3/20/76	Low	3-7
Vickers	NYR	2/18/76	Low	4-11
Bucyk	BOS	1/11/76	Low	4-7
Merrick	CAL	1/2/76	Wolfe/Low	5-8
Stanfield	BUF	12/21/75	Low/Wolfe	2-14
Martin (4)	BUF	12/21/75	Low/Wolfe	2-14
MacLeish	PHI	12/19/75	Wolfe	5-7
Bergeron	DET	12/12/75	Low	3-5
Shutt	MTL	12/6/75	Wolfe	3-9
Pronovost	PIT	11/12/75	Wolfe	6-6
Dionne	LA	10/28/75	Belhumeur	0-6
Martin	BUF	10/19/75	Low	4-5
Orr	BOS	3/22/75	Low	2-8
MacLeish	PHI	3/18/75	Low	2-7
Pronovost	PIT	2/26/75	Belhumeur	1-3
Pappin	CHI	2/22/75	Belhumeur	3-10
Ramsay	BUF	2/21/75	Low	4-9
Lever	VAN	2/1/75	Low	2-5
Lafleur	MTL	1/4/75	Low	0-10
Luce	BUF	12/22/74	Low	0-4
Perreault	BUF	12/5/74	Adams	2-9
Martin (4)	BUF	12/3/74	Adams	3-5
Orr	BOS	11/7/74	Adams	4-10
Redmond	DET	10/19/74	Belhmeur	4-6

Hat Trick History

HAT TRICKS FOR AND AGAINST BY TEAM

Franchise	Capitals	Opp.
Anaheim	3	0
Arizona	2	4
Boston	5	5
Buffalo	2	17
Calgary	4	1
California	0	1
Carolina	9	5
Chicago	3	7
Cleveland	1	0
Colorado	4	7
Columbus	1	0
Dallas	0	1
Detroit	5	5
Edmonton	3	4
Florida	4	4
Los Angeles	3	10
Minnesota	2	1
Montreal	4	7
Nashville	0	1
New Jersey	8	8
NY Islanders	5	15
NY Rangers	8	8
Ottawa	8	3
Philadelphia	10	14
Pittsburgh	6	7
St. Louis	8	5
San Jose	2	2
Tampa Bay	10	1
Toronto	5	6
Vancouver	4	1
Winnipeg	3	1
TOTAL	**127**	**145**

CAPITALS CAREER HAT TRICK LEADERS

Player	Hat Tricks
Alex Ovechkin	**23**
Peter Bondra	19
Mike Gartner	13
Dennis Maruk	10
Alexander Semin	7
Steve Konowalchuk	3
Guy Charron	3
Dino Ciccarelli	3
Mike Ridley	3
Nicklas Backstrom	**2**
Randy Burridge	2
Dave Christian	2
Chris Clark	2
Geoff Courtnall	2
Bengt Gustafsson	2
Alan Haworth	2
Jaromir Jagr	2
Dmitri Khristich	2
Tony White	2

Alex Ovechkin scored his 50th goal of the 2015-16 season with his third goal against the St. Louis Blues on April 9, 2016.

Peter Bondra ranks second in career hat tricks with Washington with 19.

Capitals Shutouts

Year	(No.)	Date	Opponent	Goaltender	Score
2018-19	(4)	3/8/19	vs. NJD	Holtby	3-0
		12/22/19	at OTT	Copley	4-0
		12/8/19	at CBJ	Holtby	4-0
		10/3/18	vs. BOS	Holtby	7-0
2017-18	(3)	3/22/18	at DET	Grubauer	1-0
		3/10/18	at SJ	Grubauer	2-0
		12/27/17	at NYR	Grubauer	0-1 (SO)
2016-17	(12)	4/5/17	vs. NYR	Holtby	2-0
		3/2/17	vs. NJD	Holtby	1-0
		2/7/17	vs. CAR	Holtby	5-0
		2/5/17	vs. LA	Grubauer	5-0
		1/15/17	vs. PHI	Grubauer	5-0
		1/13/17	vs. CHI	Holtby	6-0
		1/7/17	@ OTT	Holtby	1-0
		1/5/17	vs. CBJ	Holtby	5-0
		12/23/16	vs. TB	Holtby	4-0
		12/11/16	vs. VAN	Holtby	3-0
		11/18/16	vs. DET	Holtby	1-0
		10/18/16	vs. COL	Grubauer	3-0
2015-16	(3)	3/25/16	@ NJD	Holtby	1-0 (OT)
		12/28/15	@ BUF	Holtby	2-0
		11/23/15	vs. EDM	Holtby	1-0
2014-15	(9)	10/11/14	@ BOS	Holtby	4-0
		12/20/14	@ NJD	Holtby	4-0
		12/27/14	@ PIT	Holtby	3-0
		1/14/15	vs. PHI	Holtby	1-0
		1/28/15	vs. PIT	Holtby	4-0
		2/3/15	vs. LA	Holtby	4-0
		3/1/15	vs. TOR	Holtby	4-0
		3/15/15	vs. BOS	Holtby	2-0
		4/8/15	vs. BOS	Holtby	3-0
2013-14	(5)	4/13/14	vs. TB	Holtby	0-1 (SO)
		4/11/14	vs. CHI	Halak	4-0
		2/8/14	vs. NJ	Holtby	3-0
		1/25/14	@ MTL	Holtby	5-0
		11/1/13	@ PHI	Holtby	7-0
2012-13	(4)	3/21/13	@ WPG	Holtby	4-0
		3/2/13	@ WPG	Holtby	3-0
		2/26/13	vs. CAR	Holtby	3-0
		2/9/13	vs. FLA	Holtby	5-0
2011-12	(8)	3/25/12	vs. MIN	Holtby	3-0
		3/11/12	vs. TOR	Neuvirth	2-0
		2/7/12	vs. FLA	Vokoun	4-0
		2/4/12	@ MTL	Vokoun	3-0
		1/18/12	@ MTL	Neuvirth	3-0
		1/11/12	vs. PIT	Vokoun	1-0
		12/15/11	@ WPG	Neuvirth	1-0
		10/18/11	vs. FLA	Vokoun	3-0
2010-11	(8)	3/26/11	@ MTL	Holtby	2-0
		3/18/11	@ NJ	Neuvirth	3-0
		3/9/11	vs. EDM	Holtby	5-0
		2/21/11	@ PIT	Neuvirth	1-0
		2/6/11	vs. PIT	Neuvirth	3-0
		12/28/10	vs. MTL	Varlamov	3-0
		11/26/10	vs. TB	Varlamov	6-0
		10/27/10	@ CAR	Neuvirth	3-0
2009-10	(3)	3/6/10	vs. NYR	Theodore	2-0
		12/7/09	@ TB	Varlamov	3-0
		11/25/09	vs. BUF	Varlamov	2-0
2008-09	(2)	3/17/09	@ FLA	Theodore	3-0
		11/28/08	vs. MTL	Theodore	3-0
2007-08	(3)	3/29/08	@ FLA	Huet	3-0
		2/29/08	@ NJ	Huet	4-0
		10/6/07	vs. CAR	Kolzig	2-0
2006-07	(1)	4/3/07	vs. FLA	Kolzig	1-0
2005-06	(1)	4/1/06	@ OTT	Johnson	1-0
2003-04	(3)	2/15/04	@ CHI	Kolzig	4-0
		1/11/04	vs. EDM	Kolzig	1-0
		12/16/03	@ ATL	Ouellet	5-0
2002-03	(4)	4/1/03	vs. FLA	Kolzig	3-0
		3/2/03	vs. CAR	Kolzig	2-0
		2/7/03	vs. NYI	Kolzig	3-0
		12/23/02	vs. TB	Kolzig	3-0
2001-02	(6)	4/5/02	vs. OTT	Kolzig	0-0
		3/19/02	@ COL	Kolzig	3-0
		1/22/02	@ ATL	Kolzig	3-0
		1/14/02	vs. BOS	Kolzig	1-0
		1/12/02	at FLA	Kolzig	1-0
		11/10/01	vs. ATL	Kolzig	3-0
2000-01	(5)	4/5/01	vs. FLA	Kolzig	3-0
		3/28/01	vs. CAR	Kolzig	7-0
		12/16/00	vs. EDM	Kolzig	4-0
		12/2/00	@ BOS	Kolzig	2-0
		11/24/00	vs. NYI	Kolzig	1-0
1999-00	(7)	11/20/99	@BOS	Billington	3-0
		11/26/99	vs. NSH	Billington	1-0
		12/15/99	@ ATL	Kolzig	4-0
		1/8/00	vs. ATL	Kolzig	3-0
		1/30/00	vs. PHI	Kolzig	2-0
		2/10/00	@ MTL	Kolzig	1-0
		2/26/00	@ MTL	Kolzig	3-0
1998-99	(6)	4/5/99	@ FLA	Kolzig	3-0
		3/20/99	@ MTL	Tabaracci	1-0
		12/23/98	@ FLA	Kolzig	4-0
		10/30/98	@ CGY	Tabaracci	0-0
		10/23/98	@ BUF	Kolzig	1-0
		10/10/98	vs. ANA	Kolzig	1-0
1997-98	(5)	4/13/98	@ NYI	Kolzig	2-0
		3/20/98	vs. NJ	Kolzig	2-0
		3/18/98	@ CAR	Kolzig	1-0
		1/13/98	vs. OTW	Kolzig	4-0
		10/15/97	@ CHI	Kolzig	2-0
1996-97	(3)	1/9/97	vs. NYR	Kolzig	2-0
		1/3/97	vs. PHX	Kolzig	3-0
		11/30/96	@ MTL	Carey	2-0
1995-96	(9)	3/29/96	vs. OTW	Carey	5-0
		3/27/96	@ MTL	Carey	1-0
		3/12/96	vs. VAN	Carey	9-0
		3/3/96	vs. PHI	Carey	3-0
		3/2/96	@ BOS	Carey	2-0
		1/26/96	vs. BUF	Carey	1-0
		12/30/95	vs. HFD	Carey	3-0
		12/26/95	vs. MTL	Carey	4-0
		10/14/95	vs.TB	Carey	2-0
1994-95	(4)	4/14/95	vs. FLA	Carey	3-0
		3/21/95	vs. OTW	Carey	1-0
		3/20/95	@ HFD	Carey	5-0
		3/13/95	@ TB	Carey	3-0
1993-94	(4)	3/20/94	@TB	Beaupre	3-0
		1/15/94	@ QUE	Beaupre	4-0
		1/9/94	@ NJ	Tabaracci	4-0
		12/30/93	vs. ANA	Tabaracci	3-0
1992-93	(3)	4/14/93	@ NYR	Tabaracci	2-0
		4/2/93	vs. MTL	Tabaracci	4-0
		1/14/93	@ NYI	Beaupre	3-0
1991-92	(2)	11/1/91	vs. TOR	Liut	4-0
		10/29/91	@ PIT	Beaupre	8-0
1990-91	(5)	3/30/91	vs. NJ	Beaupre	4-0
		3/28/91	@ PHI	Beaupre	3-0
		3/16/91	vs. PHI	Beaupre	6-0
		10/28/90	@ EDM	Beaupre	1-0
		10/20/90	vs. NJ	Beaupre	4-0
1989-90	(3)	3/20/90	vs. NYI	Liut	3-0
		2/27/90	vs. CHI	Beaupre	4-0
		11/5/89	@ QUE	Beaupre	3-0
1988-89	(6)	3/5/89	vs. VAN	Beaupre	3-0
		2/3/89	vs. HFD	Peeters	1-0
		1/26/89	@ PHI	Malarchuk	1-0
		1/6/89	vs. TOR	Peeters	3-0
		1/2/89	vs. PIT	Peeters	8-0
		12/10/88	@ MTL	Peeters	0-0
1987-88	(6)	3/13/88	@ BOS	Peeters	3-0
		2/27/88	@ NYI	Malarchuk	3-0
		2/20/88	@ MIN	Malarchuk	3-0
		2/19/88	@ WPG	Malarchuk	6-0
		1/31/88	vs. PHI	Peeters	1-0
		1/2/88	vs. EDM	Malarchuk	2-0
1986-87	No Shutouts for Washington				
1985-86	(3)	3/1/86	vs. NYR	Jensen	4-0
		1/1/86	vs. NYR	Jensen	3-0
		11/23/85	vs. QUE	Peeters	3-0
1984-85	(4)	3/14/85	vs. TOR	Jensen	4-0
		12/26/84	vs. PHI	Riggin	6-0
		12/9/84	vs. DET	Mason	5-0
		11/25/84	vs. CHI	Riggin	5-0
1983-84	(8)	3/24/84	@ PIT	Riggin	6-0
		2/13/84	@ MIN	Riggin	4-0
		2/2/84	@ NJ	Riggin	2-0

Capitals Shutouts

Year	(No.)	Date	Opponent	Goaltender	Score
		1/28/84	@ TOR	Riggin	8-0
		12/18/83	vs. LA	Jensen	5-0
		12/10/83	vs. MTL	Jensen	2-0
		10/26/83	vs. NJ	Jensen	2-0
		10/25/83	@ PIT	Jensen	1-0
1982-83	(2)	4/3/83	vs. NYR	Jensen/Riggin	3-0
		11/10/82	vs. NJ	Jensen	2-0
1981-82	(1)	11/4/81	@ HFD	Parro	4-0
1980-81	(4)	3/26/81	@ DET	Palmateer	2-0
		1/15/81	vs. LA	Parro	3-0
1981-82	(1)	11/4/81	@ HFD	Parro	4-0
1980-81	(4)	3/26/81	@ DET	Palmateer	2-0
		1/15/81	vs. LA	Parro	3-0
		12/21/80	@ PHI	Palmateer	6-0
		10/21/80	vs. CHI	Stephenson	2-0
1979-80	No Shutouts for Washington				
1978-79	No Shutouts for Washington				
1977-78	(1)	1/4/78	vs. LA	Bedard	4-0
1976-77	(2)	3/18/77	vs. COL	Crozier/Low	5-0
		1/10/77	@ DET	Wolfe	2-0
1975-76	No Shutouts for Washington				
1974-75	(1)	2/16/75	vs. KC	Low	3-0

Braden Holtby recorded his 35th career shutout on March 8, 2019 against the New Jersey Devils, tying Olie Kolzig for the most in franchise history.

Shutouts Against the Capitals

Year	(No.)	Date	Opponent	Goaltender	Score
2018-19	(5)	4/6/19	vs. NYI	Lehner	3-0
		2/12/19	at CBJ	Bobrovsky	3-0
		2/3/19	vs. BOS	Rask	1-0
		1/8/19	vs. NYI	Greiss	2-0
		10/11/19	at NJD	Kinkaid	6-0
2017-18	(4)	3/6/18	@ ANA	Gibson	4-0
		12/27/17	@ NYR	Pavelec	1-0 (SO)
		12/23/17	@ VGK	Fleury	3-0
		10/17/17	vs. TOR	Andersen	2-0
2016-17	(4)	4/9/17	vs. FLA	Reimer	2-0
		1/24/17	@ OTT	Condon	3-0
		12/1/16	vs. NYI	Halak	3-0
		11/8/16	vs. SJS	Jones	3-0
2015-16	(5)	4/10/16	vs. ANA	Andersen	2-0
		4/2/16	@ ARI	Smith	3-0
		3/26/16	vs. STL	Allen	4-0
		11/10/15	@ DET	Mrazek	1-0
		10/13/15	vs. SJS	Jones	5-0
2014-15	(4)	3/21/15	@ WPG	Pavelec	3-0
		2/27/15	@ CAR	Khudobin	3-0
		1/31/15	@ MTL	Price	1-0 (OT)
		11/14/14	vs. NJ	Schneider	1-0
2013-14	(8)	4/13/14	vs. TB	Lindback	1-0 (SO)
		4/1/14	vs. DAL	Lehtonen	5-0
		3/11/14	@ PIT	Fleury	2-0
		3/6/14	@ BOS	Rask	3-0
		2/4/14	vs. NYI	Nabokov	1-0
		1/21/14	vs. OTT	Anderson	2-0
		11/20/13	vs. PIT	Fleury	4-0
		10/16/14	vs. NYR	Lundqvist	2-0
2012-13	(1)	3/12/13	CAR	Peters	4-0
2011-12	(5)	3/4/12	vs. PHI	Bryzgalov	1-0
		3/2/12	vs. NJ	Hedberg	5-0
		2/20/12	@ CAR	Peters	5-0
		1/20/12	@ CAR	Ward	3-0
		1/17/12	vs. NYI	Nabokov	3-0
2010-11	(11)	4/9/11	@ FLA	Vokoun	1-0
		3/25/11	@ OTT	Anderson	2-0
		2/25/11	vs. NYR	Lundqvist	6-0
		2/8/11	vs. SJ	Niemi	2-0
		1/26/11	@ ATL	Pavelec	1-0
		1/12/11	@ TB	Roloson	3-0
		1/4/11	vs. TB	Roloson	1-0
		12/12/10	@ NYR	Lundqvist	7-0
		12/9/10	vs. FLA	Vokoun	3-0
		11/22/10	@ NJ	Hedberg	5-0
		11/19/10	@ ATL	Pavelec	5-0
2009-10	(1)	12/9/09	@ BUF	Miller	2-0
2008-09	(3)	1/9/09	vs. CBJ	Mason	3-0
		11/29/08	@ CBJ	Mason	3-0
		11/1/08	@ BUF	Miller	5-0
2007-08	(6)	3/19/08	@ CHI	Khabibulin	5-0
		2/2/08	vs. ATL	Lehtonen	2-0
		1/29/08	@ MTL	Huet	4-0
		1/3/08	@ BOS	Thomas	2-0
		11/5/07	@ CAR	Ward	5-0
		11/1/07	@ NYR	Lundqvist	2-0
2006-07	(6)	4/7/07	vs. BUF	Miller	2-0
		3/9/07	vs. CAR	Ward	3-0
		3/6/07	@ TOR	Raycroft	3-0
		2/3/07	@ PIT	Fleury	2-0
		11/9/06	@ CAR	Ward	5-0
		10/28/06	@ EDM	Roloson	4-0
2005-06	(4)	4/8/06	@ NYI	DiPietro	5-0
		2/7/06	vs. FLA	Luongo	5-0
		2/4/06	@ TB	Grahame	5-0
		10/22/05	vs. CAR	Gerber/Ward	4-0
2003-04	(5)	3/23/04	@ NYI	DiPietro	3-0
		3/10/04	vs. BUF	Biron	6-0
		3/2/04	vs. FLA	Luongo	1-0
		1/7/04	vs. PHX	Boucher	3-0
		12/4/03	@ NJ	Brodeur	3-0
2002-03	(5)	3/23/03	@ VAN	Auld	6-0
		2/9/03	vs. MTL	Garon	2-0
		12/14/02	@ SJ	Nabokov	2-0
		12/11/02	@ ANA	Giguere	3-0
		11/16/02	@ MIN	Roloson	1-0
2001-02	(6)	4/5/02	vs. OTT	Lalime	0-0
		1/16/02	@ MTL	Theodore	2-0
		11/15/01	@ PHI	Boucher/ Cechmanek	5-0
		10/30/01	vs. PHI	Boucher	3-0
		10/26/01	@ ATL	Hnilicka	1-0
		10/8/01	@ BOS	Dafoe	4-0
2000-01	(5)	3/15/01	vs. CAR	Irbe	3-0
		3/13/01	vs. ANA	Giguere	2-0
		1/10/01	@ MIN	Fernandez	3-0
		11/2/00	@ STL	Johnson	2-0
		10/14/00	@ DAL	Belfour	3-0
1999-00	(4)	4/4/00	@ OTT	Lalime	4-0
		2/25/00	vs. BOS	Grahame	3-0
		12/13/99	vs. MTL	Theodore	1-0
		12/9/99	@ PIT	Aubin	3-0
1998-99	(11)	4/18/99	@ BUF	Hasek	3-0
		4/14/99	@ CAR	Irbe	3-0
		4/8/99	@ NJ	Brodeur	1-0
		1/15/99	vs. MTL	Hackett	3-0
		1/13/99	vs. PHI	Vanbiesbrouk	3-0
		12/19/98	@ PIT	Barrasso	3-0
		12/11/98	@ ANA	Hebert	1-0
		12/1/98	vs. NJ	Brodeur	4-0
		11/27/98	@ DAL	Belfour	4-0
		11/12/98	vs. BUF	Hasek	2-0
		10/30/98	@ CGY	Wregget	0-0
1997-98	(7)	3/14/98	@ OTT	Tugnutt	4-0
		3/3/98	vs. BOS	Tallas	3-0
		3/1/98	vs. BUF	Hasek	3-0
		1/11/98	@ DET	Osgood	2-0
		12/27/97	vs. OTT	Tugnutt	3-0
		12/18/97	vs. FLA	Vanbiesbrouck	4-0
		11/6/97	@ BOS	Dafoe	2-0
1996-97	(9)	4/3/97	@ OTT	Tugnutt	4-0
		4/1/97	vs. NJ	Brodeur	1-0
		3/9/97	@ PHI	Hextall	5-0
		3/2/97	vs. NYI	Salo	2-0
		2/22/97	@ HFD	Burke	2-0
		12/7/96	@ NYI	Salo	2-0
		12/4/96	vs. DET	Hodson	2-0
		11/29/96	vs. NYI	Salo	2-0
		10/28/96	@ COL	Billington	1-0
1995-96	(5)	3/10/96	@ TB	Puppa	1-0
		2/18/96	@ NJ	Brodeur	3-0
		1/3/96	@ HFD	Burke	2-0
		12/18/95	@ NYR	Richter	3-0
		11/18/95	@ PIT	Wregget	3-0
1994-95	(3)	2/20/95	vs. NJ	Brodeur	2-0
		2/2/95	vs. BUF	Hasek	1-0
		1/25/95	@ MTL	Roy	2-0
1993-94	(5)	2/21/94	@ NYI	Hextall	4-0
		2/4/94	vs. MTL	Roy	4-0
		12/23/93	vs. NYR	Healy	1-0
		11/13/93	vs. NYR	Richter	2-0
		10/15/93	vs. PHI	Roussel	3-0
1992-93	(3)	4/4/93	vs. NYR	Vanbiesbrouck	4-0
		3/5/93	vs. PHI	Soderstrom	3-0
		11/13/92	@ NJ	Billington	3-0
1991-92	No Shutouts against Washington				
1990-91	No Shutouts against Washington				
1989-90	(2)	10/29/89	@ CHI	Cloutier	1-0
		10/28/89	@ STL	Millen	1-0
1988-89	(1)	12/10/88	@ MTL	Roy	0-0
1987-88	(2)	2/6/88	vs. NYR	Vanbiesbrouck	3-0
		11/17/87	vs. DET	Hanlon	1-0
1986-87	No Shutouts against Washington				
1985-86	(3)	3/13/86	@ PHI	Froese	2-0
		1/28/86	@ DET	Laforest	7-0
		1/9/86	@ PHI	Jensen	4-0
1984-85	(2)	4/4/85	@ HFD	Liut	2-0
		3/2/85	vs. BUF	Barasso	4-0
1983-84	(2)	10/19/83	@ HFD	Millen	3-0
		10/14/83	vs. PIT	Herron	4-0
1982-83	No Shutouts against Washington				
1981-82	(3)	1/20/82	@ WPG	Soetaert	3-0
		1/5/82	@ QUE	Bouchard	3-0
		10/28/81	@ VAN	R. Brodeur	3-0
1980-81	(2)	1/8/81	@ CGY	Lemelin	6-0
		1/3/81	@ MIN	Meloche	3-0
1979-80	(5)	3/30/80	@ PIT	Millen	4-0
		2/21/80	@ ATL	Riggin	3-0
		12/2/79	@ BUF	Sauve	2-0

Shutouts Against the Capitals

Year	(No.)	Date	Opponent	Goaltender	Score
		11/21/79	@ CHI	Esposito	4-0
		11/5/79	@ MTL	Larocque	2-0
1978-79	(3)	2/17/79	@ MTL	Dryden	2-0
		2/25/78	@ TOR	McRae	4-0
		11/11/78	vs. BUF	Edwards	2-0
		11/8/78	vs. MTL	Dryden	2-0
1977-78	(6)	3/25/78	@ MTL	Dryden	5-0
		1/29/78	vs. MIN	Harrison	4-0
		1/14/78	vs. NYI	Resch	4-0
		11/24/77	@ BOS	Gilbert	6-0
		11/13/77	vs. NYI	Resch	6-0
		11/24/77	@ BOS	Gilbert	6-0
		11/13/77	vs. NYI	Resch	6-0
1976-77	(6)	4/2/77	@ MTL	Dryden	11-0
		3/10/77	@ LA	Vachon	6-0
		2/12/77	@ TOR	Palmateer	10-0
		1/18/77	vs. MTL	Dryden	3-0
		11/3/76	@ ATL	Myre	7-0
		10/19/76	vs. MTL	Dryden	6-0
1975-76	(9)	2/22/76	vs. NYI	Resch	4-0
		2/13/76	vs. STL	Johnston	2-0
		1/27/76	@ LA	Vachon	2-0
		1/9/76	vs. CAL	Simmons	5-0
		1/3/76	@ MTL	Dryden	7-0
		12/31/75	@ DET	Rutherford	4-0
		12/29/75	vs. MTL	Dryden	6-0
		11/21/75	vs. CAL	Meloche	2-0
		10/28/75	@ LA	Vachon	6-0
1974-75	(12)	3/23/75	vs. ATL	Myre	5-0
		3/4/75	vs. BOS	Gilbert	8-0
		1/16/75	vs. PHI	Parent	4-0
		1/5/75	@ ATL	Myre	3-0
		1/4/75	@ MTL	Larocque	10-0
		12/29/74	vs. NYI	Resch	7-0
		12/22/74	vs. BUF	Bromley	4-0
		11/17/74	vs. PIT	Inness	6-0
		10/31/74	vs. MTL	Dryden	3-0
		10/22/74	vs. DET	Rutherford	3-0
		10/20/74	vs. NYI	Smith	5-0
		10/12/74	@ MIN	Maniago	6-0

Shutout History

SHUTOUTS FOR AND AGAINST BY TEAM

Franchise	Capitals	Opp.
Anaheim	2	5
Arizona	2	3
Boston	9	9
Buffalo	4	12
Calgary	1	6
California	0	2
Carolina	11	14
Chicago	7	3
Colorado	5	2
Columbus	2	3
Dallas	2	6
Detroit	5	7
Edmonton	6	1
Florida	12	6
Los Angeles	5	3
Minnesota	1	2
Montreal	15	20
Nashville	1	0
New Jersey	16	11
NY Islanders	6	16
NY Rangers	8	10
Ottawa	7	9
Philadelphia	11	10
Pittsburgh	9	9
St. Louis	0	4
San Jose	1	4
Tampa Bay	8	5
Toronto	6	4
Vancouver	3	2
Vegas	0	1
Winnipeg	8	5
TOTAL	172	185

CAPITALS CAREER SHUTOUT LEADERS

Player	Shutouts
Olie Kolzig	35
Braden Holtby	**35**
Jim Carey	14
Don Beaupre	12
Al Jensen	8
Michal Neuvirth	7
Pete Peeters	7
Philipp Grubauer	6
Pat Riggin	6
Rick Tabarracci	6
Clint Malarchuk	5
Semyon Varlamov	4
Tomas Vokoun	4
Jose Theodore	3
Craig Billington	2
Cristobal Huet	2
Mike Liut	2
Mike Palmateer	2
Dave Parro	2

OPPONENTS CAREER SHUTOUT LEADERS

Player	Shutouts
Ken Dryden	9
Martin Brodeur	6
Dominik Hasek	4
Glenn Resch	4
Dwayne Roloson	4
John Vanbiesbrouck	4
Cam Ward	4
Henrik Lundqvist	4
Marc-Andre Fleury	4
Ondrej Pavelec	4
Greg Millen	3
Ryan Miller	3
Phil Myre	3
Patrick Roy	3
Tommy Salo	3
Ron Tugnutt	3
Rogie Vachon	3
Evgeni Nabokov	3

Overtime History

DATE	RESULT	SCORER	TIME	SITE
3/20/19	Tampa Bay 5 - Washington 4	Victor Hedman	3:01	Washington
2/24/19	Washington 6 - NY Rangers 5	Evgeny Kuznetsov	4:20	Washington
2/9/19	Florida 5 - Washington 4	Mike Hoffman	1:31	Washington
2/7/19	Washington 4 - Colorado 3	Evgeny Kuznetsov	4:12	Washington
1/22/19	San Jose 7 - Washington 6	Tomas Hertl	1:48	Washington
1/12/19	Columbus 2 - Washington 1	Artemi Panarin	3:30	Washington
1/4/19	Dallas 2 - Washington 1	Tyler Seguin	3:34	Dallas
11/19/18	Washington 5 - Montreal 4	Lars Eller	3:34	Montreal
11/16/18	Washington 3 - Colorado 2	Nicklas Backstrom	0:22	Colorado
11/3/18	Dallas 4 - Washington 3	Jason Dickinson	3:17	Washington
10/17/8	Washington 4 - NY Rangers 3	Matt Niskanen	2:18	Washington
10/4/18	Pittsburgh 7 - Washington 6	Kris Letang	1:20	Pittsburgh
3/2/18	Washington 3 - NY Rangers 2	Evgeny Kuznetsov	0:38	Washington
3/12/18	Washington 3 - Winnipeg 2	Evgeny Kuznetsov	4:11	Washington
2/13/18	Winnipeg 4 - Washington 3	Tyler Myers	2:35	Winnipeg
2/11/18	Detroit 5 - Washington 4	Tomas Tatar	2:47	Washington
1/21/18	Philadelphia 2 - Washington 1	Travis Konecny	0:27	Washington
1/18/18	New Jersey 4 - Washington 3	Taylor Hall	0:34	New Jersey
1/7/18	Washington 4 - St. Louis 3	Nicklas Backstrom	4:17	Washington
1/2/18	Washington 5 - Carolina 4	Alex Ovechkin	1:57	Carolina
12/22/17	Arizona 3 - Washington 2	Clayton Keller	4:33	Arizona
12/19/17	Washington 4 - Dallas 3	Andre Burakovsky	1:51	Dallas
12/16/17	Washington 3 - Anaheim 2	Alex Ovechkin	1:58	Washington
11/6/17	Washington 3 - Arizona 2	John Carlson	4:14	Washington
10/20/17	Washington 4 - Detroit 3	Alex Ovechkin	1:56	Detroit
10/9/17	Tampa Bay 4 - Washington 3	Brayden Point	3:08	Tampa Bay
3/28/17	Washington 5 - Minnesota 4	T.J. Oshie	1:52	Minnesota
3/16/17	Nashville 2 - Washington 1	Viktor Arvidsson	1:05	Washington
3/4/17	Washington 2 - Philadelphia 1	Nicklas Backstrom	3:25	Washington
1/21/17	Washington 4 - Dallas 3	Jay Beagle	0:13	Dallas
1/16/17	Pittsburgh 8 - Washington 7	Conor Sheary	0:34	Pittsburgh
1/3/17	Washington 6 - Toronto 5	Alex Ovechkin	0:22	Washington
12/7/16	Washington 4 - Boston 3	Nicklas Backstrom	1:36	Washington
12/5/16	Washington 3 - Buffalo 2	Marcus Johansson	2:38	Washington
11/15/16	Columbus 2 - Washington 1	Cam Atkinson	0:37	Columbus
11/11/16	Washington 3 - Chicago 2	Marcus Johansson	2:20	Chicago
11/3/16	Washington 4 - Winnipeg 3	Alex Ovechkin	3:21	Washington
4/7/16	Pittsburgh 4 - Washington 3	Sidney Crosby	4:00	Washington
4/5/16	NY Islanders 4 - Washington 3	Thomas Hickey	2:13	Washington
3/25/16	Washington 1 - New Jersey 0	John Carlson	2:17	New Jersey
3/15/16	Washington 2 - Carolina 1	Alex Ovechkin	1:38	Washington
3/9/16	Los Angeles 4 - Washington 3	Jeff Carter	2:50	Los Angeles
3/5/16	Washington 2 - Boston 1	Matt Niskanen	2:36	Boston
2/18/16	Washington 3 - NY Islanders 2	Justin Williams	4:16	NY Islanders
1/27/16	Philadelphia 4 - Washington 3	Jakub Voracek	0:38	Washington
1/9/16	Washington 4 - NY Rangers 3	Alex Ovechkin	1:25	NY Rangers
12/5/15	Winnipeg 2 - Washington 1	Mark Scheifele	4:40	Winnipeg
11/18/15	Washington 2 - Detroit 1	Evgeny Kuznetsov	0:45	Detroit
11/13/15	Calgary 3 - Washington 2	Sean Monahan	1:40	Washington
10/31/15	Washington 2 - Florida 1	Evgeny Kuznetsov	3:44	Florida
4/4/15	Ottawa 4 - Washington 3	Kyle Turris	3:14	Ottawa
3/26/15	Washington 3 - New Jersey 2	Evgeny Kuznetsov	1:13	Washington
2/11/15	Washington 5 - San Jose 4	Joel Ward	2:42	San Jose
1/31/15	Montreal 1 - Washington 0	Max Pacioretty	3:08	Montreal
1/8/15	Philadelphia 3 - Washington 2	Jakub Voracek	1:28	Philadelphia
12/29/14	NY Islanders 4 - Washington 3	Johnny Boychuk	2:53	NY Islanders
12/18/14	Washington 5 - Columbus 4	Eric Fehr	0:42	Columbus
12/11/14	Columbus 3 - Washington 2	Nick Foligno	4:41	Washington
11/26/14	NY Islanders 3 - Washington 2	John Tavares	4:36	NY Islanders
11/18/14	Washington 2 - Arizona 1	Eric Fehr	3:16	Arizona
11/8/14	Washington 4 - Carolina 3	Nicklas Backstrom	4:46	Washington
11/4/14	Calgary 4 - Washington 3	Sean Monahan	4:17	Washington
3/2/14	Philadelphia 5 - Washington 4	Vincent Lecavalier	2:45	Washington
2/2/14	Washington 6 - Detroit 5	Alex Ovechkin	2:37	Washington
1/28/14	Washington 5 - Buffalo 4	Mike Green	1:00	Buffalo
1/2/14	Carolina 4 - Washington 3	Jeff Skinner	1:20	Washington
12/21/13	New Jersey 5 - Washington 4	Andy Greene	0:43	Washington
11/30/13	Washington 3 - NY Islanders 2	Alex Ovechkin	2:07	New York
11/12/13	Washington 4 - Columbus 3	Alex Ovechkin	1:34	Washington
4/27/13	Wasington 3 - Boston 2	Eric Fehr	3;23	Washington
4/25/13	Ottawa 2 - Washington 1	Sergei Gonchar	0:47	Washington
4/13/13	Washington 6 - Tampa Bay 5	Mike Green	2:59	Washington
3/31/13	Philadelphia 5 - Washington 4	Ruslan Fedotenko	1:34	Philadelphia
3/5/13	Washington 4 - Boston 3	Eric Fehr	0:37	Washington
2/12/13	Washington 6 - Florida 5	Troy Brouwer	0:32	Florida
1/25/13	New Jersey 3 - Washington 2	Ilya Kovalchuk	4:39	New Jersey
3/23/12	Winnipeg 4 - Washington 3	Tim Stapleton	2:37	Washington
3/8/12	Washington 3 - Tampa Bay 2	Alex Ovechkin	4:09	Washington
3/6/12	Carolina 4 - Washington 3	Justin Faulk	3:38	Washington
2/28/12	Washington 3 - NY Islanders 2	Alex Ovechkin	1:35	Washington
1/31/12	Tampa Bay 4 - Washington 3	Steven Stamkos	2:45	Tampa Bay
1/22/12	Pittsburgh 4 - Washington 3	Evgeni Malkin	1:31	Pittsburgh
12/3/11	Washington 3 - Ottawa 2	Brooks Laich	0:12	Washington
11/23/11	Washington 4 - Winnipeg 3	Jason Chimera	1:52	Washington
11/1/11	Washington 5 - Anaheim 4	Nicklas Backstrom	2:18	Washington
10/13/11	Washington 3 - Pittsburgh 2	Dennis Wideman	2:48	Pittsburgh
10/8/11	Washington 4 - Carolina 3	Mike Green	2:24	Washington
4/2/11	Washington 5 - Buffalo 4	Alex Ovechkin	3:19	Washington
3/31/11	Washington 4 - Columbus 3	Jason Chimera	2:30	Washington
3/13/11	Washington 4 - Chicago 3	Mike Knuble	3:51	Washington
3/6/11	Washington 3 - Florida 2	Alexander Semin	0:48	Florida
3/1/11	Washington 2 - NY Islanders	Alex Ovechkin	1:55	Washington
1/18/11	Philadelphia 3 - Washington 2	Andrej Meszaros	1:07	Philadelphia
1/11/11	Florida 4 - Washington 3	Dennis Wideman	2:51	Florida
1/4/11	Tampa Bay 1 - Washington 0	Martin St. Louis	2:54	Washington
12/15/10	Anaheim 2 - Washington 1	Ryan Getzlaf	4:03	Washington
11/13/10	Buffalo 3 - Washington 2	Tomas Vanek	4:00	Buffalo
11/7/10	Washington 3 - Philadelphia 2	Mike Green	0:29	Washington
10/23/10	Washington 4 - Atlanta 3	Tomas Fleischmann	1:37	Washington
10/16/10	Washington 3 - Nashville 2	Brooks Laich	1:44	Nashville
10/11/10	Washington 3 - Ottawa 2	Alex Ovechkin	4:28	Washington
4/5/10	Washington 3 - Boston 2	Brooks Laich	0:44	Washington
3/30/10	Ottawa 5 - Washington 4	Alexei Kovalev	4:41	Washington
3/18/10	Carolina 4 - Washington 3	Ray Whitney	4:02	Carolina
3/14/10	Washington 4 - Chicago 3	Nicklas Backstrom	3:10	Chicago
3/10/10	Washington 4 - Carolina 3	Tomas Fleischmann	3:20	Washington
2/10/10	Montreal 6 - Washington 5	Tomas Plekanec	4:52	Montreal
2/7/10	Washington 5 - Pittsburgh 4	Mike Knuble	2:49	Washington
12/11/09	Washington 4 - Carolina 3	Mike Green	1:16	Washington
11/23/09	Ottawa 4 - Washington 3	Mike Fisher	1:14	Ottawa
11/1/09	Columbus 5 - Washington 4	R.J. Umberger	1:45	Washington
10/30/09	NY Islanders 4 - Washington 3	Mark Streit	0:53	Washington
10/24/09	Washington 3 - NY Islanders 2	Brooks Laich	1:00	NY Islanders
10/6/09	Philadelphia 6 - Washington 5	Daniel Briere	3:52	Philadelphia
4/3/09	Buffalo 5 - Washington 4	Jason Pominville	1:51	Washington
3/10/09	Washington 2 - Nashville 1	Sergei Fedorov	2:20	Nashville
2/28/09	Washington 4 - Boston 3	Alexander Semin	0:22	Boston
1/27/09	Boston 3 - Washington 2	David Krejci	1:55	Boston
1/19/09	Washington 2 - NY Islanders 1	Alex Ovechkin	1:46	NY Islanders
12/23/08	Washington 5 - NY Rangers 4	Shaone Morrisonn	0:59	NY Rangers
12/16/08	Washington 5 - NY Islanders 4	Alex Ovechkin	4:49	NY Islanders
11/4/08	Ottawa 2 - Washington 1	Mike Fisher	4:20	Ottawa
10/25/08	Washington 6 - Dallas 5	Alexander Semin	2:17	Dallas
3/27/08	Washington 4 - Tampa Bay 3	Tomas Fleischmann	2:27	Tampa Bay
2/24/08	New Jersey 2 - Washington 1	John Madden	4:10	Washington
2/10/08	Washington 3 - NY Rangers 2	Mike Green	0:23	Washington
2/5/08	Washington 4 - Columbus 3	Alex Ovechkin	2:28	Columbus
1/31/08	Washington 5 - Montreal 4	Alex Ovechkin	3:34	Washington
1/5/08	Washington 5 - Montreal 4	Mike Green	1:27	Montreal
12/27/07	Pittsburgh 4 - Washington 3	Sergei Gonchar	1:33	Pittsburgh
12/22/07	NY Islanders 3 - Washington 2	Richard Park	3:43	NY Islanders
12/12/07	Washington 5 - NY Rangers 4	Mike Green	3:41	Washington
11/23/07	Washington 4 - Philadelphia 3	Nicklas Backstrom	1:55	Philadelphia
11/6/07	Atlanta 2 - Washington 1	Todd White	1:34	Atlanta
3/30/07	Florida 3 - Washington 2	Martin Gelinas	2:01	Florida
2/8/07	Washington 4 - Los Angeles 3	Dainius Zubrus	2:28	Washington
1/6/07	Washington 3 - Atlanta 2	Alexander Semin	4:42	Washington
12/15/06	Washington 3 - Atlanta 2	Alex Ovechkin	0:06	Atlanta
11/18/06	Boston 3 - Washington 2	Glen Murray	2:06	Boston
11/6/06	Washington 4 - Ottawa 3	Chris Clark	1:33	Washington
10/14/06	Atlanta 4 - Washington 3	Ilya Kovalchuk	3:02	Washington
4/10/06	Capitals 2 - Boston 1	Alex Ovechkin	3:30	Boston
4/3/06	Carolina 6 - Capitals 5	Ray Whitney	3:35	Carolina
3/30/06	Montreal 3 - Capitals 2	Saku Koivu	4:02	Montreal
3/23/06	Tampa Bay 4 - Capitals 3	Pavel Kubina	0:37	Tampa Bay
3/4/06	Atlanta 3 - Capitals 2	Marian Hossa	1:49	Atlanta
1/13/06	Capitals 3 - Anaheim 2	Alex Ovechkin	3:04	Anaheim
1/10/06	Chicago 4 - Capitals 3	Kyle Calder	2:01	Washington
12/27/05	Boston 4 - Capitals 3	Brad Stuart	2:04	Washington
4/3/04	NY Rangers 3 - Capitals 2	Bobby Holik	1:08	Washington
3/18/04	Capitals 4 - NY Rangers 3	Kip Miller	1:18	NY Rangers
1/17/04	New Jersey 2 - Capitals 1	Patrik Elias	2:17	New Jersey
11/22/03	Florida 3 - Capitals 2	Stephen Weiss	1:43	Washington
3/29/03	Toronto 4 - Capitals 3	Mats Sundin	2:56	Toronto
3/25/03	Capitals 4 - Montreal 3	Josef Boumedienne	3:09	Montreal
3/10/03	Capitals 2 - Philadelphia 1	Peter Bondra	0:21	Washington
3/8/03	Boston 5 - Capitals 4	Sean O'Donnell	2:15	Boston
3/1/03	New Jersey 2 - Capitals 1	Scott Stevens	2:54	New Jersey
1/15/03	NY Rangers 2 - Capitals 1	Joel Bouchard	1:58	Washington
1/13/03	Capitals 4 - NY Islanders 3	Jaromir Jagr	4:23	Washington
1/1/03	Phoenix 2 - Capitals 1	Tony Amonte	1:20	Washington
12/28/02	New Jersey 2 - Capitals 1	Scott Niedermayer	4:10	New Jersey
12/6/02	Capitals 7 - Atlanta 6	Michael Nylander	2:24	Washington
11/7/02	Capitals 2 - Florida 1	Jaromir Jagr	3:56	Washington
11/5/02	Capitals 4 - Columbus 3	Peter Bondra	4:56	Columbus
4/13/02	New Jersey 4 - Capitals 3	Scott Niedermayer	1:53	Washington
3/2/02	Capitals 3 - Ottawa 2	Jaromir Jagr	1:53	Ottawa
1/27/02	Buffalo 3 - Capitals 2	Stu Barnes	1:30	Washington
1/14/02	Capitals 1 - Boston 0	Dainius Zubrus	0:13	Washington
12/28/01	Capitals 3 - Dallas 2	Ken Klee	2:03	Dallas
12/2/01	Capitals 4 - Carolina 3	Jeff Halpern	3:24	Carolina
10/24/01	Capitals 4 - Florida 3	Peter Bondra	0:45	Florida

Overtime History

DATE	RESULT	SCORER	TIME	SITE
10/16/01	Capitals 3 - Los Angeles 2	Peter Bondra	0:21	Los Angeles
4/1/01	Red Wings 2 - Capitals 1	Steve Yzerman	0:11	Detroit
3/30/01	Hurricanes 4 - Capitals 3	Rod Brind'Amour	3:07	Carolina
3/1/01	Maple Leafs 3 - Capitals 2	Gary Roberts	1:21	Washington
2/14/01	Capitals 4 - Canucks 3	Adam Oates	4:19	Vancouver
11/22/00	Capitals 3 - Canucks 2	Andrei Nikolishin	4:17	Washington
10/17/00	Avalanche 4 - Capitals 3	Peter Forsberg	2:37	Washington
3/30/00	Penguins 4 - Capitals 3	Hans Jonsson	2:25	Washington
2/23/00	Capitals 3 - Panthers 2	Chris Simon	0:55	Washington
1/28/00	Capitals 3 - Coyotes 2	Calle Johansson	4:59	Washington
1/14/00	Capitals 3 - Devils 2	Adam Oates	4:37	New Jersey
12/29/99	Capitals 3 - Penguins 2	Adam Oates	4:32	Washington
12/17/99	Capitals 3 - Rangers 2	Calle Johansson	0:31	New York
11/11/99	Rangers 5 - Capitals 4	Tim Taylor	1:04	Washington
3/17/99	Capitals 2 - Stars 1	Brian Bellows	0:35	Washington
3/13/99	Flames 5 - Capitals 4	Valeri Bure	3:31	Washington
3/9/99	Avalanche 3 - Capitals 2	Sandis Ozolinsh	0:19	Washington
1/16/99	Capitals 3 - Hurricanes 2	Kelly Miller	0:09	Carolina
11/21/98	Bruins 5 - Capitals 4	Jason Allison	4:29	Boston
4/8/98	Stars 4 - Capitals 3	J. Langenbrunner	3:38	Dallas
1/31/98	Capitals 3 - Flyers 2	Michal Pivonka	2:23	Philadelphia
1/21/98	Capitals 3 - Lightning 2	Kelly Miller	3:32	Tampa Bay
12/5/97	Capitals 3 - Panthers 2	Jeff Toms	3:32	Washington
12/2/97	Capitals 3 - Rangers 2	Joe Juneau	3:35	New York
2/14/97	Capitals 5 - Lightning 4	Steve Konowalchuk	2:57	Washington
1/1/97	Capitals 3 - Whalers 2	Steve Konowalchuk	3:01	Washington
12/26/96	Red Wings 5 - Capitals 4	Sergei Fedorov	2:39	Detroit
11/12/96	Devils 3 - Capitals 2	Scott Niedermayer	3:04	New Jersey
3/27/96	Capitals 1 - Canadiens 0	Michal Pivonka	4:14	Montreal
2/3/96	Capitals 6 - Islanders 5	Michal Pivonka	1:21	Washington
1/28/96	Capitals 3 - Flyers 2	Steve Konowalchuk	4:20	Washington
12/14/95	Capitals 4 - Islanders 3	Steve Konowalchuk	2:16	Washington
11/17/95	Penguins 3 - Capitals 2	Jaromir Jagr	2:48	Washington
3/26/95	Whalers 4 - Capitals 3	Geoff Sanderson	2:16	Washington
4/5/94	Islanders 4 - Capitals 3	Benoit Hogue	3:34	Washington
3/15/94	Capitals 5 - Penguins 4	Randy Burridge	0:40	Pittsburgh
10/25/93	Flames 3 - Capitals 2	Ted Drury	2:57	Calgary
10/24/93	Capitals 3 - Oilers 2	Kelly Miller	1:39	Edmonton
4/12/93	Capitals 3 - Canadiens 2	Mike Ridley	4:12	Montreal
2/27/93	Bruins 5 - Capitals 4	Vladimir Ruzicka	2:03	Boston
12/29/92	Capitals 4 - Rangers 3	Michal Pivonka	1:28	Washington
11/14/92	Devils 4 - Capitals 3	Bobby Holik	2:09	Washington
4/12/92	Capitals 4 - Devils 3	Peter Bondra	2:15	New Jersey
3/7/92	Capitals 3 - Devils 2	Dale Hunter	2:49	Washington
12/22/91	Flyers 4 - Capitals 3	Brad Jones	1:10	Philadelphia
11/20/91	Devils 6 - Capitals 5	Stephane Richer	1:41	New Jersey
1/31/91	Capitals 4 - Islanders 3	Dale Hunter	1:44	New York
1/29/91	Penguins 3 - Capitals 2	Paul Stanton	2:46	Pittsburgh
1/27/91	Capitals 5 - Islanders 4	Kelly Miller	4:21	Washington
1/22/91	Captals 2 - Red Wings 1	Mike Ridley	3:08	Detroit
11/24/90	Penguins 3 - Capitals 2	Mark Recchi	1:11	Pittsburgh
11/19/90	Capitals 3 - Red Wings 2	John Druce	2:31	Detroit
10/25/90	Blackhawks 3 - Capitals 2	Steve Larmer	0:08	Chicago
2/4/90	Oilers 5 - Capitals 4	Jari Kurri	3:13	Washington
1/31/90	Capitals 4 - North Stars 3	John Tucker	0:35	Minnesota
10/16/89	Capitals 4 - Canadiens 3	Dale Hunter	3:37	Montreal
2/10/89	Kings 7 - Capitals 6	Luc Robitaille	1:39	Washington
2/1/89	Capitals 4 - Rangers 3	Mike Ridley	1:51	New York
1/20/89	Devils 6 - Capitals 5	Kirk Muller	4:25	Washington
11/5/88	Islanders 4 - Capitals 3	Pat LaFontaine	0:10	New York
10/29/88	Oilers 4 - Capitals 3	Jari Kurri	4:44	Edmonton
10/25/88	Capitals 4 - Canucks 3	Mike Ridley	2:55	Vancouver
4/2/88	Penguins 7 - Capitals 6	Mario Lemieux	4:07	Washington
2/14/88	Capitals 5 - Flames 4	Mike Gartner	0:20	Washington
2/2/88	Penguins 3 - Capitals 2	Mario Lemieux	4:11	Pittsburgh
1/31/88	Capitals 1 - Flyers 0	Kelly Miller	3:27	Washington
11/10/87	Islanders 4 - Capitals 3	Brad Lauer	4:25	New York
10/30/87	Jets 3 - Capitals 2	Dale Hawerchuk	2:15	Winnipeg
4/5/87	Capitals 6 - Devils 5	Lou Franceschetti	0:12	New Jersey
4/4/87	Capitals 3 - Flyers 2	Larry Murphy	3:19	Washington
3/7/87	Bruins 3 - Capitals 2	Steve Kasper	1:26	Boston
2/7/87	Rangers 5 - Capitals 4	Tomas Sandstrom	4:20	Washington
1/1/87	Capitals 4 - Penguins 3	Mike Gartner	1:30	Washington
12/1/86	Capitals 2 - Canadiens 1	Alan Haworth	1:48	Montreal
10/13/86	Capitals 7 - Rangers 6	Mike Gartner	3:20	New York
2/25/86	Capitals 4 - Red Wings 3	Peter Andersson	0:36	Washington
2/8/86	Capitals 5 - Oilers 4	Bengt Gustafsson	3:42	Washington
12/5/85	Capitals 3 - Blues 2	Scott Stevens	1:29	Washington
10/16/85	Capitals 6 - Maple Leafs 5	Gaetan Duchesne	0:47	Toronto
12/27/84	Capitals 5 - Islanders 4	Doug Jarvis	4:10	New York
12/1/84	Capitals 5 - Bruins 4	Dave Christian	1:20	Boston
10/31/84	Capitals 4 - Flames 3	Mike Gartner	1:58	Washington
2/19/84	Jets 4 - Capitals 3	Doug Smail	1:55	Winnipeg
12/28/83	Red Wings 3 - Capitals 2	John Ogrodnick	3:55	Washington
11/4/83	Capitals 5 - Canucks 4	Bengt Gustafsson	1:01	Washington
10/8/83	Islanders 8 - Capitals 7	Bob Bourne	2:01	Washington

	OVERALL						HOME						ROAD					
Year	GP	W	L	T	SOL	Pts	GP	W	L	T	SOL	Pts	GP	W	L	T	SOL	Pts
1983-84	9	1	3	5	0	7	6	1	2	3	0	5	3	0	1	2	0	2
1984-85	12	3	0	9	0	15	3	1	0	2	0	4	9	2	0	7	0	11
1985-86	11	4	0	7	0	15	5	3	0	2	0	8	6	1	0	5	0	7
1986-87	17	5	2	10	0	20	6	2	1	3	0	7	11	3	1	7	0	13
1987-88	15	2	4	9	0	13	7	2	1	4	0	8	8	0	3	5	0	5
1988-89	16	2	4	10	0	14	5	0	2	3	0	3	11	2	2	7	0	11
1989-90	9	2	1	6	0	10	4	0	1	3	0	3	5	2	0	3	0	7
1990-91	14	4	3	7	0	15	6	1	0	5	0	7	8	3	3	2	0	8
1991-92	12	2	2	8	0	12	4	1	0	3	0	5	8	1	2	5	0	7
1992-93	11	2	2	7	0	11	8	1	1	6	0	8	3	1	1	1	0	3
1993-94	14	2	2	10	0	14	10	0	1	9	0	9	4	2	1	1	0	5
1994-95	9	0	1	8	0	8	4	0	1	3	0	3	5	0	0	5	0	5
1995-96	16	4	1	11	0	19	9	3	1	5	0	11	7	1	0	6	0	8
1996-97	13	2	2	9	0	13	7	2	0	5	0	9	6	0	2	4	0	4
1997-98	17	4	1	12	0	20	7	1	0	6	0	8	10	3	1	6	0	12
1998-99	11	2	3	6	0	10	5	1	2	2	0	4	6	1	1	4	0	6
1999-00	19	5	2	12	0	24	13	3	2	8	0	16	6	2	0	4	0	8
2000-01	16	2	4	10	0	18	9	1	2	6	0	10	7	1	2	4	0	8
2001-02	19	6	2	11	0	25	9	1	2	6	0	10	10	5	0	5	0	15
2002-03	20	6	6	8	0	26	8	4	2	2	0	12	12	2	4	6	0	14
2003-04	14	1	3	10	0	15	9	1	2	6	0	10	5	0	1	4	0	5
2005-06	2	9	6	0	6	30	12	5	2	0	5	17	9	4	4	0	1	13
2006-07	19	5	3	0	11	24	11	4	1	0	6	15	8	1	2	0	5	9
2007-08	19	11	4	0	4	30	8	5	1	0	2	13	11	6	3	0	2	17
2008-09	18	10	3	0	5	28	7	4	1	0	2	11	11	6	2	0	3	17
2009-10	24	11	7	0	6	35	13	7	3	0	3	20	11	4	4	0	3	15
2010-11	25	14	5	0	6	39	17	9	2	0	6	26	8	5	3	0	0	13
2011-12	19	11	4	0	4	30	12	8	2	0	2	20	7	3	2	0	2	10
2012-13	10	7	3	0	0	17	5	4	1	0	0	9	5	3	2	0	0	8
2013-14	28	14	3	0	11	42	15	8	3	0	4	23	13	6	0	0	7	19
2014-15	21	10	7	0	4	31	10	5	2	0	3	15	11	5	5	0	1	16
2015-16	19	11	6	0	2	30	7	3	4	0	0	10	12	8	2	0	2	20
2016-17	18	10	3	0	5	28	8	6	1	0	1	14	10	4	2	0	4	14
2017-18	18	11	6	0	1	29	9	7	2	0	0	16	9	4	4	0	1	13
2018-19	17	9	7	0	1	19	10	4	5	0	1	9	7	5	2	0	0	10
TOTAL	**570**	**204**	**115**	**185**	**66**	**736**	**288**	**108**	**53**	**92**	**36**	**374**	**282**	**96**	**62**	**93**	**31**	**358**

FRANCHISE OVERTIME GOAL LEADERS

Player	OT Goals
Alex Ovechkin	**22**
Nicklas Backstrom	**8**
Mike Green	8
Evgeny Kuznetsov	**7**
Peter Bondra	5
Kelly Miller	5
Mike Gartner	4
Brooks Laich	4
Steve Konowalchuk	4
Michal Pivonka	4
Mike Ridley	4
Alexander Semin	4
Eric Fehr	4
Tomas Fleischmann	3
Dale Hunter	3
Jaromir Jagr	3
Adam Oates	3

OVERTIME RECORD BY OPPONENT

	GP	W	L	T	SOL	Pts
Anaheim	7	5	1	1	0	12
Arizona	16	3	4	8	1	19
Boston	36	11	7	14	4	47
Buffalo	20	5	3	10	2	25
Calgary	16	3	4	9	0	19
Carolina	34	13	6	12	3	47
Chicago	10	3	2	5	0	12
Colorado	7	0	2	5	0	6
Columbus	11	6	3	1	1	16
Dallas	14	6	1	6	1	19
Detroit	20	8	4	5	3	28
Edmonton	10	4	2	3	1	10
Florida	29	11	3	9	6	40
Los Angeles	12	2	2	6	2	14
Minnesota	3	2	0	0	1	5
Montreal	27	12	3	10	2	39
Nashville	7	4	1	1	1	10
New Jersey	33	7	12	7	7	40
NY Islanders	37	19	9	8	1	56
NY Rangers	30	13	4	9	3	43
Ottawa	15	5	5	5	0	20
Philadelphia	36	12	8	12	4	48
Pittsburgh	31	7	10	9	4	36
St. Louis	11	3	0	7	1	14
San Jose	6	2	0	1	3	8
Tampa Bay	25	10	4	6	5	35
Toronto	17	5	2	6	4	22
Vancouver	10	4	0	5	1	14
Vegas	0	0	0	0	0	0
Winnipeg	24	10	6	5	3	34

Shootout History

Date	Shootout Score	Rounds	Clinching Goal	Caps Goaltender	Site
3/3/19	Washington 3 - NY Rangers 2	4	Alex Ovechkin	Braden Holtby	New York
12/15/18	Washington 2 - Buffalo 1	4	Alex Ovechkin	Pheonix Copley	Washington
12/14/18	Washington 2 - Carolina 1	6	Jakub Vrana	Braden Holtby	Carolina
10/27/18	Washington 2 - Calgary 1	4	Nicklas Backstrom	Pheonix Copley	Calgary
10/19/18	Florida 3 - Washington 2	4	Jonathan Huberdeau	Pheonix Copley	Washington
12/28/17	Washington 1 - Boston 0	3	Alex Ovechkin	Braden Holtby	Washington
12/27/17	NY Rangers 2 - Washington 0	3	Mats Zuccarello	Philipp Grubauer	New York
11/12/17	Washington 1 - Edmonton 0	3	T.J. Oshie	Braden Holtby	Washington
10/5/17	Washington 2 - Ottawa 1	3	Evgeny Kuznetsov	Braden Holtby	Ottawa
3/23/17	Washington 2 - Columbus 1	3	T.J. Oshie	Braden Holtby	Washington
2/18/17	Detroit 3 - Washington 2	5	Henrik Zetterberg	Braden Holtby	Detroit
12/29/16	New Jersey 2 - Washington 1	2	Jacob Josefson	Braden Holtby	Washington
12/21/16	Philadelphia 3 - Washington 2	4	Wayne Simmonds	Braden Holtby	Philadelphia
12/16/16	Washington 4 - Carolina 3	2	Evgeny Kuznetsov	Philipp Grubauer	Carolina
12/3/16	Tampa Bay 2 - Washington 1	4	Brian Boyle	Braden Holtby	Tampa Bay
10/13/16	Pittsburgh 3 - Washington 2	4	Phil Kessel	Braden Holtby	Pittsburgh
3/30/16	Philadelphia 2 - Washington 1	2	Nick Cousins	Braden Holtby	Philadelphia
3/7/16	Washington 2 - Anaheim 1	3	Nicklas Backstrom	Braden Holtby	Anaheim
2/6/16	Washington 2 - New Jersey 1	3	Alex Ovechkin	Braden Holtby	New Jersey
1/2/16	Columbus 2 - Washington 1	3	Ryan Johansen	Braden Holtby	Columbus
12/8/15	Washington 2 - Detroit 0	2	T.J. Oshie	Braden Holtby	Washington
11/7/15	Washington 1 - Toronto 0	4	Alex Ovechkin	Braden Holtby	Washington
4/2/15	Washington 1 - Montreal 0	4	Troy Brouwer	Braden Holtby	Montreal
3/16/15	Washington 1 - Buffalo 0	3	Evgeny Kuznetsov	Braden Holtby	Buffalo
2/21/15	Washington 1 - NY Islanders 0	3	Evgeny Kuznetsov	Braden Holtby	Washington
2/6/15	Washington 2 - Anaheim 1	3	Nicklas Backstrom	Philipp Grubauer	Washington
1/20/15	Edmonton 2 - Washington 1	4	Teddy Purcell	Braden Holtby	Washington
12/16/14	Florida 6 - Washington 5	20	Nick Bjugstad	Braden Holtby	Florida
10/18/14	Washington 3 - Florida 1	3	Nicklas Backstrom	Justin Peters	Washington
10/14/14	San Jose 1 - Washington 0	3	Joe Pavelski	Justin Peters	Washington
10/9/14	Montreal 3 - Washington 2	5	Brendan Gallagher	Braden Holtby	Washington
4/13/14	Tampa Bay 1 - Washington 0	3	Matt Carle	Braden Holtby	Washington
4/5/14	Washington 1 - NY Islanders 0	3	Evgeny Kuznetsov	Braden Holtby	New York
3/30/14	Nashville 1 - Washington 0	3	Craig Smith	Jaroslav Halak	Nashville
3/25/14	Los Angeles 2 - Washington 0	2	Anze Kopitar	Jaroslav Halak	Washington
3/22/14	Washington 2 - San Jose 1	3	Nicklas Backstrom	Braden Holtby	San Jose
3/20/14	Los Angeles 2 - Washington 1	3	Marian Gaborik	Jaroslav Halak	Los Angeles
1/31/14	Detroit 1 - Washington 0	7	Patrick Eaves	Michal Neuvirth	Detroit
1/14/14	San Jose 1 - Washington 0	3	Patrick Marleau	Philipp Grubauer	Washington
1/12/14	Buffalo 1 - Washington 0	3	Cody Hodgson	Philipp Grubauer	Washington
12/29/13	Buffalo 1 - Washington 0	6	Steve Ott	Philipp Grubauer	Buffalo
12/15/13	Washington 2 - Philadelphia 1	3	Nicklas Backstrom	Philipp Grubauer	Washington
12/13/13	Florida 4 - Washington 3	10	Tomas Kopecky	Philipp Grubauer	Florida
12/10/13	Washington 3 - Tampa Bay 2	5	Troy Brouwer	Philipp Grubauer	Washington
11/29/13	Washington 3 - Montral 2	4	Mikhail Grabovski	Braden Holtby	Washington
11/23/13	Toronto 2 - Washington 1	4	Joffrey Lupul	Braden Holtby	Toronto
11/15/13	Washington 1 - Detroit 0	3	Nicklas Backstrom	Braden Holtby	Detroit
11/9/13	Phoenix 2 - Washington 0	2	Antoine Vermette	Michal Neuvirth	Phoenix
11/7/13	Washington 1 - Minnesota 0	3	Nicklas Backstrom	Braden Holtby	Washington
11/2/13	Washington 3 - Florida 1	3	Brooks Laich	Michal Neuvirth	Washington
10/22/13	Washington 4 - Winnipeg 3	6	Martin Erat	Braden Holtby	Winnipeg
10/3/13	Washington 2 - Calgary 0	2	Mikhail Grabovski	Michal Neuvirth	Washington
4/4/13	Washington 1 - NY Islanders 0	3	Alex Ovechkin	Braden Holtby	Washington
3/30/13	Washington 2 - Buffalo 0	2	Matt Hendricks	Braden Holtby	Buffalo
3/24/13	Washington 2 - NY Rangers 1	4	Nicklas Backstrom	Braden Holtby	NY Rangers
3/31/12	Washington 2 - Montreal 0	3	Matt Hendricks	Michal Neuvirth	Washington
3/29/12	Washington 3 - Boston 2	4	Brooks Laich	Michal Neuvirth	Boston
3/22/12	Philadelphia 2 - Washington 1	4	Wayne Simmonds	Braden Holtby	Philadelphia
3/13/12	Washington 2 - NY Islanders 1	4	Matt Hendricks	Michal Neuvirth	NY Islanders
2/9/12	Winnipeg 2 - Washington 1	3	Bryan Little	Tomas Vokoun	Washington
12/23/11	New Jersey 2 - Washington 0	3	Ilya Kovalchuk	Michal Neuvirth	New Jersey
11/12/11	New Jersey 2 - Washington 1	4	David Clarkson	Michal Neuvirth	Washington
10/10/11	Washington 2 - Tampa Bay 0	3	Matt Hendricks	Tomas Vokoun	Washington
4/5/11	Washington 3 - Boston 2	4	Mike Knuble	Michal Neuvirth	Toronto
3/29/11	Carolina 3 - Washington 2	3	Jeff Skinner	Semyon Varlamov	Washington
3/22/11	Washington 5 - Philadelphia 4	3	Alexander Semin	Michal Neuvirth	Philadelphia
3/7/11	Washington 2 - Tampa Bay 1	3	Alex Ovechkin	Braden Holtby	Tampa Bay
2/1/11	Montreal 3 - Washington 2	3	Brian Gionta	Semyon Varlamov	Washington
1/24/11	NY Rangers 2 - Washington 1	4	Artem Anisimov	Braden Holtby	Washington
12/23/10	Pittsburgh 3 - Washington 2	7	Pascal Dupuis	Michal Neuvirth	Washington
12/6/10	Toronto 5 - Washington 4	3	Mikhail Grabovski	Michal Neuvirth	Washington
11/28/10	Washington 3 - Carolina 2	3	Alex Ovechkin	Semyon Varlamov	Washington
11/20/10	Philadelphia 5 - Washington 4	3	Danny Briere	Michal Neuvirth	Washington
11/3/10	Washington 5 - Toronto 4	3	Alex Ovechkin	Michal Neuvirth	Washington
4/11/10	Boston 2 - Washington 0	3	David Krejci	Semyon Varlamov	Washington
3/25/10	Carolina 2 - Washington 1	5	Chad Larose	Semyon Varlamov	Carolina
3/24/10	Washington 3 - Chicago 2	4	Mike Knuble	Jose Theodore	Washington
3/8/10	Dallas 2 - Washington 1	5	Loui Eriksson	Semyon Varlamov	Washington
2/13/10	St. Louis 1 - Washington 0	4	David Perron	Jose Theodore	St. Louis
1/13/10	Washington 3 - Florida 2	6	Tomas Fleischmann	Jose Theodore	Florida
11/28/09	Washington 1 - Montreal 0	3	Nicklas Backstrom	Semyon Varlamov	Montreal
11/21/09	Toronto 2 - Washington 0	3	Phil Kessel	Semyon Varlamov	Toronto
11/11/09	Washington 2 - NY Islanders 1	11	Chris Clark	Semyon Varlamov	Washington
10/17/09	Washington 1 - Nashville 0	3	Alex Ovechkin	Semyon Varlamov	Washington
10/12/09	New Jersey 2 - Washington 1	3	Jamie Langenbrunner	Jose Theodore	Washington
3/24/09	Toronto 1 - Washington 0	3	Jeff Hamilton	Jose Theodore	Toronto

Shootout History

Date	Shootout Score	Rounds	Clinching Goal	Caps Goaltender	Site
3/14/09	Washington 2 - Carolina 0	3	Alexander Semin	Jose Theodore	Washington
3/8/09	Pittsburgh 1 - Washington 0	3	Sidney Crosby	Jose Theodore	Washington
2/18/09	Washington 2 - Montreal 0	2	Alexander Semin	Jose Theodore	Washington
2/11/09	NY Rangers 2 - Washington 1	4	Ryan Callahan	Jose Theodore	NY Rangers
1/6/09	Washington 1 - Philadelphia 0	3	Viktor Kozlov	Jose Theodore	Washington
11/15/08	New Jersey 1 - Washington 0	3	Zach Parise	Jose Theodore	New Jersey
10/28/08	Washington 2 - Nashville 1	4	Michael Nylander	Jose Theodore	Washington
10/18/08	New Jersey 1 - Washington 0	3	Zach Parise	Brent Johnson	Washington
3/25/08	Washington 1 - Carolina 0	3	Viktor Kozlov	Cristobal Huet	Carolina
3/16/08	Washington 2 - Boston 0	3	Alexander Semin	Cristobal Huet	Washington
2/20/08	NY Islanders 1 - Washington 0	3	Mike Comrie	Olie Kolzig	Washington
2/13/08	Atlanta 2 - Washington 0	2	Eric Perrin	Olie Kolzig	Atlanta
1/21/08	Washington 2 - Pittsburgh 1	3	Alexander Semin	Olie Kolzig	Pittsburgh
1/17/08	Washington 1 - Edmonton 0	12	Matt Bradley	Olie Kolzig	Washington
12/17/07	Detroit 3 - Washington 1	3	Henrik Zetterberg	Olie Kolzig	Detroit
11/28/07	Florida 4 - Washington 3	11	Stephen Weiss	Olie Kolzig	Washington
3/15/07	Boston 2 - Washington 1	3	Phil Kessel	Olie Kolzig	Boston
3/1/07	Tampa Bay 1 - Washington 0	10	Nick Tarnasky	Brent Johnson	Washington
2/27/07	Florida 2 - Washington 0	3	Jozef Stumpel	Frederic Cassivi	Washington
2/21/07	San Jose 2 - Washington 1	3	Jonathan Cheechoo	Brent Johnson	Washington
2/15/07	Tampa Bay 1 - Washington 0	3	Martin St. Louis	Brent Johnson	Tampa Bay
2/6/07	Boston 2 - Washington 1	3	Phil Kessel	Olie Kolzig	Washington
2/4/07	Washington 1 - NY Islanders 0	3	Alexander Semin	Olie Kolzig	Washington
12/11/06	Pittsburgh 2 - Washington 1	3	Evgeni Malkin	Olie Kolzig	Washington
11/15/06	Boston 1 - Washington 0	3	Patrice Bergeron	Olie Kolzig	Washington
10/27/06	Vancouver 2 - Washington 0	3	Mats Naslund	Olie Kolzig	Vancouver
10/19/06	Atlanta 2 - Washington 0	2	Vyacheslav Kozlov	Brent Johnson	Atlanta
10/12/06	Minnesota 1 - Washington 0	3	Mikko Koivu	Brent Johnson	Minnesota
4/15/06	Washington 2 - Florida 1	4	Matt Pettinger	Brent Johnson	Florida
4/5/06	Carolina 1 - Washington 0	3	Matt Cullen	Brent Johnson	Washington
3/18/06	Florida 1 - Washington 0	3	Joe Nieuwendyk	Olie Kolzig	Washington
3/10/06	New Jersey 3 - Washington 2	5	Sergei Brylin	Olie Kolzig	Washington
1/19/06	Washington 2 - St. Louis 1	4	Matt Pettinger	Olie Kolzig	Washington
1/8/06	Florida 2 - Washington 1	3	Joe Nieuwendyk	Olie Kolzig	Washington
12/31/05	Washington 2 - Philadelphia 1	3	Brian Willsie	Olie Kolzig	Washington
12/22/05	Washington 1 - Atlanta 0	3	Alex Ovechkin	Brent Johnson	Atlanta
11/26/05	NY Rangers 4 - Washington 3	15	Marek Malik	Olie Kolzig	New York
11/23/05	Tampa Bay 2 - Washington 1	5	Vaclav Prospal	Olie Kolzig	Washington
11/15/05	Washington 1 - Tampa Bay 0	3	Alex Ovechkin	Brent Johnson	Washington
11/4/05	Washington 1 - Atlanta 0	3	Alex Ovechkin	Olie Kolzig	Washington
10/16/05	Washington 2 - Tampa Bay 1	3	Petr Sykora	Olie Kolzig	Washington

SHOOTOUT RECORD BY OPPONENT

	GP	W	L
Anaheim	2	2	0
Arizona	1	0	1
Boston	8	4	4
Buffalo	5	3	2
Calgary	2	2	0
Carolina	8	6	2
Chicago	1	1	0
Columbus	2	1	1
Dallas	1	0	1
Detroit	5	2	3
Edmonton	3	2	1
Florida	11	4	7
Los Angeles	2	0	2
Minnesota	2	1	1
Montreal	7	5	2
Nashville	3	2	1
New Jersey	8	1	7
NY Islanders	7	6	1
NY Rangers	6	2	4
Ottawa	1	1	0
Philadelphia	8	4	4
Pittsburgh	5	1	4
San Jose	3	1	2
St. Louis	2	1	1
Tampa Bay	11	5	6
Toronto	6	2	4
San Jose	1	0	1
Vancouver	1	0	1
Winnipeg	5	3	2

SHOOTOUT RECORD BY YEAR

Year	W	L	G	ATT	PCT	GA	ATT	PCT
2018-19	4	1	11	22	50.0	8	22	
2017-18	3	1	4	11	36.4	3	11	72.7
2016-17	2	5	8	24	33.3	11	24	54.2
2015-16	4	2	8	17	47.1	6	17	64.7
2014-15	5	4	16	47	34.0	14	46	69.6
2013-14	10	11	27	80	33.8	28	78	64.1
2012-13	3	0	5	9	55.6	1	9	88.9
2011-12	4	4	12	27	44.4	11	25	56.0
2010-11	5	6	11	36	30.6	12	36	66.7
2009-10	5	6	13	48	28.9	16	49	67.3
2008-09	4	5	8	28	28.6	7	24	70.8
2007-08	4	4	10	35	28.6	10	36	72.2
2006-07	1	11	5	40	12.5	18	40	57.9
2005-06	7	6	18	54	33.3	17	57	70.2
TOTAL	**61**	**66**	**156**	**482**	**32.4**	**163**	**477**	**65.8**

GOALTENDER SHOOTOUT STATISTICS

Goaltender	Record	GA/ATT
Braden Holtby	**23-14**	**46/145 (68.28%)**
Michal Neuvirth	8-7	17/51 (66.7%)
Olie Kolzig	7-13	34/92 (63.0%)
Jose Theodore	6-6	13/38 (65.8%)
Semyon Varlamov	4-6	12/41 (70.7%)
Brent Johnson	3-6	8/34 (76.5%)
Philipp Grubauer	4-5	15/36 (58.3%)
Pheonix Copley	2-1	5/12 (58.34)
Cristobal Huet	2-0	0/5 (0.0%)
Justin Peters	1-1	2/4 (50.0%)
Tomas Vokoun	1-1	2/4 (50.0%)
Frederic Cassivi	0-1	2/3 (33.3%)
Jaroslav Halak	0-3	5/8 (37.5%)

INDIVIDUAL SHOOTOUT STATISTICS

Shooter	G/ATT	GDG
Alex Ovechkin	**33/104**	**13**
Nicklas Backstrom	**24/66**	**10**
Alexander Semin	15/43	6
Evgeny Kuznetsov	**16/35**	**5**
T.J. Oshie	**11/21**	**3**
Matt Hendricks	8/13	4
Brooks Laich	7/19	2
Eric Fehr	6/18	
Mikhail Grabovski	5/12	2
Viktor Kozlov	4/11	2
Matt Pettinger	4/13	2
Troy Brouwer	3/9	2
Brian Willsie	3/9	1
Mike Knuble	2/4	2
Brooks Orpik	1/1	
Jakub Vrana	**1/1**	**1**
Bryan Muir	1/1	
Petr Sykora	1/1	1
John Carlson	**1/2**	
Joel Ward	1/2	
Andrew Cassels	1/2	
Dainius Zubrus	1/2	
Martin Erat	1/3	1
Chris Clark	1/3	
Michael Nylander	1/4	1
Matt Bradley	1/5	1
Boyd Gordon	1/5	
Brendan Morrison	1/5	
Tomas Fleischmann	1/8	1
Lars Eller	**0/1**	
Tom Wilson	**0/1**	

Shooter	G/ATT	GDG
Karl Alzner	0/1	
Andre Burakovsky	0/1	
Nate Schmidt	0/1	
Matt Niskanen	0/1	
Michael Latta	0/1	
John Erskine	0/1	
Casey Wellman	0/1	
Kris Beech	0/1	
Steve Eminger	0/1	
Sergei Fedorov	0/1	
Jamie Heward	0/1	
Jiri Novotny	0/1	
Tom Poti	0/1	
David Steckel	0/1	
Brian Sutherby	0/1	
Richard Zednik	0/1	
Dainius Zubrus	0/1	
Keith Aucoin	0/1	
Justin Williams	0/1	
Brett Connolly	0/1	
Jay Beagle	0/2	
Jason Chimera	0/2	
Dmitry Orlov	**0/2**	
Donald Brashear	0/2	
Jeff Halpern	0/2	
Jakub Klepis	0/2	
Mike Ribeiro	0/2	
Brian Pothier	0/2	
Marcus Johansson	0/4	
Ben Clymer	0/3	
Mathieu Perreault	0/4	
Mike Green	0/8	

Penalty Shot History

Capitals: 22 Goals on 59 Chances (37.3%)

Player	Opponent	Date	Goaltender	Result
Jakub Vrana	@ Arizona	12/6/18	Adin Hill	No Goal
Evgeny Kuznetsov	vs. NY Rangers	3/28/18	Henrik Lundqvist	No Goal
Chandler Stephenson	vs. Minnesota	11/18/17	Alex Stalock	No Goal
Jay Beagle	@ San Jose	3/12/16	Martin Jones	No Goal
Alex Ovechkin	@ Columbus	1/19/16	Sergei Bobrovsky	No Goal
Alex Ovechkin	vs. Buffalo	3/7/15	Anders Lindback	No Goal
Alex Ovechkin	@ New Jersey	12/20/14	Cory Schneider	No Goal
Alex Ovechkin	vs. Carolina	1/2/14	Anton Khudobin	No Goal
Mikhail Grabovski	@ NY Rangers	12/8/13	Henrik Lundqvist	Goal
Alex Ovechkin	@ Vancouver	10/28/13	Roberto Luongo	No Goal
Marcus Johansson	@ Philadelphia	3/22/12	Ilya Bryzgalov	No Goal
Troy Brouwer	@ Montreal	2/4/12	Peter Budaj	No Goal
Alexander Semin	@ Montreal	2/4/12	Peter Budaj	Goal
Jason Chimera	@ Buffalo	11/26/11	Jhonas Enroth	Goal
Mike Knuble	@ Vancouver	10/29/11	Roberto Luongo	Goal
David Steckel	@ Calgary	10/30/10	Henrik Karlsson	Goal
Alex Ovechkin	vs. New Jersey	10/9/10	Martin Brodeur	Goal
Alex Ovechkin	vs. Philadelphia	1/17/10	Ray Emery	Goal
Alexander Semin	@ Vancouver	12/18/09	Roberto Luongo	No Goal
Alexandre Giroux	vs. Boston	12/10/08	Manny Fernandez	No Goal
Alex Ovechkin	@ Carolina	12/7/08	Michael Leighton	No Goal
Michael Nylander	vs. Vancouver	10/13/08	Roberto Luongo	Goal
Alex Ovechkin	@ Atlanta	10/10/08	Kari Lehtonen	No Goal
Alexander Semin	@ Pittsburgh	2/18/07	Jocelyn Thibeault	No Goal
Alex Ovechkin	vs. Dallas	11/30/06	Mike Smith	No Goal
Alex Ovechkin	@ Colorado	10/25/06	Peter Budaj	No Goal
Matt Pettinger	@ Florida	4/15/06	Jamie McLellan	No Goal
Alex Ovechkin	@ Boston	1/26/06	Tim Thomas	No Goal
Matt Pettinger	vs. Tampa Bay	11/23/05	John Grahame	Goal
Dainius Zubrus	vs. Boston	12/11/03	Andrew Raycroft	Goal
Michael Nylander	@ NY Islanders	12/21/02	Rick DiPietro	No Goal
Joe Sacco	@ Toronto	11/6/01	Curtis Joseph	No Goal
Joe Sacco	@ Carolina	3/30/01	Arturs Irbe	Goal
Ulf Dahlen	vs. Toronto	4/1/00	Curtis Joseph	No Goal
Richard Zednik	vs. NY Rangers	11/11/99	Mike Richter	No Goal
Peter Bondra	vs. Los Angeles	1/29/99	Stephane Fiset	Goal
Adam Oates	vs. Toronto	11/18/98	Curtis Joseph	Goal
Peter Bondra	vs. Los Angeles	3/4/98	Stephane Fiset	No Goal
Ken Klee	@ NY Rangers	3/12/97	Mike Richter	No Goal
Peter Bondra	@ Anaheim	12/13/96	Mikhail Shtalenkov	No Goal
Keith Jones	Montreal	11/1/95	Patrick Labrecque	No Goal
Steve Konowalchuk	@ NY Rangers	3/5/95	Mike Richter	No Goal
Michal Pivonka	@ Hartford	1/21/95	Sean Burke	No Goal
Reggie Savage	Minnesota	11/18/92	Jon Casey	Goal
Dimitri Khristich	Minnesota	1/7/92	Darcy Wakaluk	Goal
Dale Hunter	@ Pittsburgh	12/6/89	Wendel Young	No Goal
Yvon Corriveau	New Jersey	1/19/88	Bob Sauve	No Goal
Mike Gartner	Philadelphia	4/4/87	Glenn Resch	Goal
Mike Gartner	@ Hartford	1/17/87	Mike Liut	Goal
Mike Gartner	@ NY Rangers	12/20/80	Wayne Thomas	Goal
Bengt Gustafsson	@ Los Angeles	2/12/80	Ron Grahame	No Goal
Rolf Edberg	NY Rangers	2/2/80	Doug Soetaert	Goal
Bengt Gustafsson	@ Minnesota	1/5/80	Gilles Meloche	No Goal
Guy Charron	Montreal	10/30/79	Denis Herron	No Goal
Blair Stewart	@ Montreal	4/7/79	Michel Larocque	No Goal
Hartland Monahan	NY Islanders	1/16/77	Glenn Resch	Goal
Nelson Pyatt	Toronto	3/9/75	Gord McRae	Goal
Steve Atkinson	@ Vancouver	2/1/75	Ken Lockett	Goal
Tom Williams	@ Buffalo	12/5/74	Gary Bromley	No Goal

MOST CAREER PENALTY SHOT GOALS

Mike Gartner	3 (3 attempts)
Alex Ovechkin	**2 (12 attempts)**
17 players tied	1

MOST CAREER PENALTY SHOT ATTEMPTS

Alex Ovechkin	**12 (2 goals)**
Mike Gartner	3 (3 goals)
Peter Bondra	3 (1 goal)
Alexander Semin	3 (1 goal)

Opponent: 22 Goals on 70 Chances (31.4%)

Player	Opponent	Date	Goaltender	Result
Bo Horvat	Vancouver	2/5/19	Braden Holtby	No Goal
Richard Panik	@ Arizona	12/6/18	Pheonix Copley	No Goal
Tyler Seguin	Dallas	11/3/18	Braden Holtby	No Goal
Gabriel Landeskog	@ Colorado	11/16/17	Philipp Grubauer	Goal
Brendan Gallagher	Montreal	2/24/16	Philipp Grubauer	No Goal
Scott Hartnell	@ Columbus	3/3/15	Braden Holtby	No Goal
Michael Grabner	vs. NY Islanders	2/4/14	Michal Neuvirth	No Goal
Brad Marchand	vs. Boston	3/5/13	Braden Holtby	Goal
Steve Bernier	vs. New Jersey	2/23/13	Braden Holtby	No Goal
Lauri Korpikoski	vs. Phoenix	11/21/11	Tomas Vokoun	Goal
Chad LaRose	vs. Carolina	3/29/11	Semyon Varlamov	No Goal
Evgeni Malkin	vs. Pittsburgh	12/23/10	Michal Neuvirth	No Goal
Mattias Tedenby	@ New Jersey	11/22/10	Braden Holtby	Goal
Brandon Sutter	vs. Carolina	3/10/10	Jose Theodore	No Goal
David Krejci	at Boston	2/2/10	Jose Theodore	No Goal
Ryan Clowe	at San Jose	12/30/09	Michal Neuvirth	Goal
Joe Thornton	at San Jose	12/30/09	Michal Neuvirth	Goal
Jim Slater	at Atlanta	10/29/09	Semyon Varlamov	No Goal
Darroll Powe	vs. Philadelphia	10/27/09	Jose Theodore	No Goal
Eric Staal	vs. Carolina	3/3/09	Michal Neuvirth	Goal
David Booth	vs. Florida	3/1/09	Jose Theodore	No Goal
Adam Hall	vs. Tampa Bay	1/1/09	Brent Johnson	No Goal
Chris Drury	vs. NY Rangers	11/8/08	Brent Johnson	No Goal
Daniel Alfredsson	@ Ottawa	12/29/07	Olie Kolzig	Goal
Chad Larose	@ Carolina	11/30/07	Olie Kolzig	No Goal
J-P Vigier	vs. Atlanta	1/6/07	Olie Kolzig	No Goal
Karel Rachunek	@ NY Rangers	12/30/06	Olie Kolzig	Goal
Mats Sundin	@ Toronto	12/23/06	Olie Kolzig	Goal
Marco Sturm	@ Boston	11/18/06	Brent Johnson	No Goal
Ryan Malone	@ Pittsburgh	1/25/06	Olie Kolzig	Goal
Erik Cole	vs. Carolina	1/21/06	Olie Kolzig	Goal
Mike Sillinger	vs. St. Louis	1/19/06	Olie Kolzig	No Goal
Steve Sullivan	vs. Nashville	12/7/05	Olie Kolzig	No Goal
Brett Hull	vs. Detroit	12/13/03	Olie Kolzig	No Goal
Andrei Markov	@ Montreal	3/25/03	Olie Kolzig	No Goal
Steve Sullivan	@ Chicago	11/15/02	Olie Kolzig	No Goal
Chad Kilger	vs. Montreal	10/19/01	Olie Kolzig	No Goal
Sergei Nemchinov	vs. New Jersey	3/11/00	Olie Kolzig	No Goal
Viktor Kozlov	vs. Florida	2/23/00	Olie Kolzig	Goal
Robert Reichel	@ Phoenix	3/25/99	Rick Tabaracci	No Goal
Jay Pandolfo	vs. New Jersey	12/30/98	Rick Tabaracci	No Goal
Mariusz Czerkawski	vs. NY Islanders	12/4/98	Rick Tabaracci	No Goal
Todd Marchant	vs. Edmonton	1/26/97	Olie Kolzig	No Goal
Todd Elik	vs. Boston	11/19/96	Jim Carey	No Goal
Mike Hough	@ Florida	2/29/96	Olie Kolzig	No Goal
Jeff Friesen	@ San Jose	12/2/95	Jim Carey	Goal
Jaromir Jagr	@ Pittsburgh	1/26/93	Don Beaupre	No Goal
Eric Lindros	Philadelphia	12/26/92	Don Beaupre	Goal
Murray Craven	Hartford	3/24/92	Don Beaupre	Goal
Mario Lemieux	Pittsburgh	11/24/89	Bob Mason	Goal
Anders Carlsson	@ New Jersey	4/2/89	Don Beaupre	No Goal
Greg Paslawski	@ St. Louis	2/14/89	Clint Malarchuk	No Goal
Dale Hawerchuk	Winnipeg	12/17/88	Clint Malarchuk	No Goal
Brent Sutter	NY Islanders	12/26/86	Bob Mason	No Goal
Peter Sundstrom	NY Rangers	3/2/86	Al Jensen	Goal
Mats Naslund	@ Montreal	3/21/85	Pat Riggin	No Goal
Dave Hannan	Pittsburgh	10/14/83	Pat Riggin	Goal
Michel Goulet	@ Quebec	2/6/83	Pat Riggin	Goal
Wayne Gretzky	@ Edmonton	11/24/82	Pat Riggin	No Goal
Kent Nilsson	@ Calgary	1/8/81	Rollie Boutin	No Goal
Ron Sedlbaur	@ Vancouver	3/2/79	Gary Inness	No Goal
Jacques Lemaire	@ Montreal	11/2/78	Jim Bedard	No Goal
Pete Mahovlich	@ Pittsburgh	1/21/78	Jim Bedard	No Goal
Blair Chapman	Pittsburgh	12/4/77	Jim Bedard	No Goal
Clark Gillies	NY Islanders	11/13/77	Bernie Wolfe	Goal
Ron Schock	Pittsburgh	11/30/76	Bernie Wolfe	No Goal
Don Luce	@ Buffalo	10/19/75	Ron Low	No Goal
Orest Kindrachuk	@ Philadelphia	11/9/74	Michel Belhumeur	Goal
Stan Mikita	@ Chicago	10/23/74	Michel Belhumeur	No Goal
Jim Pappin	@ Chicago	10/23/74	Michel Belhumeur	No Goal

MOST PENALTY SHOT S

Olie Kolzig	11 (17 attempts)
Braden Holtby	**4 (6 attempts)**
Jose Theodore	4 (4 attempts)
Jim Bedard	3 (3 attempts)
Brent Johnson	3 (3 attempts)
Rick Tabaracci	3 (3 attempts)

MOST PENALTY SHOTS FACED

Olie Kolzig	17 (6 GA)
Braden Holtby	**6 (2 GA)**
Michal Neuvirth	5 (3 GA)
Don Beaupre	4 (2 GA)
Pat Riggin	4 (2 GA)
Jose Theodore	4 (0 GA)

Capitals' Firsts

TEAM

Category	Date	Opponent	Result
Season	1974-75		8-67-5, 5th Norris
Game	10/9/74	at NY Rangers	NY Rangers, 6-3
Game, Home	10/15/74	vs. Los Angeles Kings	Tie, 1-1
Victory, Home	10/17/74	vs. Chicago	Washington, 4-3
Victory, Road	3/28/75	at California	Washington, 5-3
Loss, Home	10/20/74	vs. NY Islanders	NY Islanders, 5-0
Loss, Road	10/9/74	at NY Rangers	NY Rangers, 6-3
Tie, Home	10/15/74	vs. Los Angeles	Tie, 1-1
Tie, Road	10/17/75	at California	Tie, 3-3
Tie, Scoreless	12/10/88	at Montreal	Tie, 0-0
Overtime Game	10/8/83	vs. NY Islanders	NY Islanders, 8-7
Overtime Victory	11/4/83	vs. Vancouver	Washington, 5-4
Playoff Game	4/6/83	at NY Islanders	NY Islanders, 5-2
Playoff Victory	4/7/83	at NY Islanders	Washington, 4-2
Sellout (18,130)	12/26/74	vs. Philadelphia	Philadelphia, 4-1
Stanley Cup Final Victory	5/30/18	at Vegas	Washington, 3-2

INDIVIDUAL

Category	Player	Date & Opponent	Result
Goal	Jim Hrycuik	10/9/74 at NY Rangers	NY Rangers, 6-3
Goal, Home	Yvon Labre	10/15/74 vs. Los Angeles	Tie, 1-1
Goal Against, Road	Greg Polis	10/9/74 at NY Rangers	NY Rangers, 6-3
Goal Against, Home	Dan Maloney	10/15/74 vs. Los Angeles	Tie, 1-1
Winning Goal, Home	Jack Egers	10/17/74 vs. Chicago	Washington, 4-3
Winning Goal, Road	Nelson Pyatt	3/28/75 at California	Washington, 5-3
Overtime Goal	Bengt Gustafsson	11/4/82 vs. Vancouver	Washington, 5-4
Playoff Goal	Bob Gould	4/6/83 at NY Islanders	NY Islanders, 5-2
Power-Play Goal	Ron Anderson	10/9/74 at NY Rangers	NY Rangers, 6-3
Shorthanded Goal	Dave Kryskow	12/19/74 at Los Angeles	Los Angeles, 4-1
Two-Goal Game	Denis Dupre	10/17/74 vs. Chicago	Washington, 4-3
Hat Trick	Ron Lalonde	3/30/75 vs. Detroit	Detroit, 8-5
Double Hat Trick	T. Tookey/D. Maruk	11/21/81 vs. Philadelphia	Washington, 10-4
Assists, Road	G. Joly/D. Dupre	10/9/74 at NY Rangers	NY Rangers, 6-3
Assists, Home	D. Kryskow/B. Lesuk	10/15/74 vs. Los Angeles	Tie, 1-1
Minor Penalty	Bill Mikkelson	10/9/74 at NY Rangers	Hooking
Major Penalty	Mike Bloom	10/17/74 vs. Chicago	Fighting
Playoff Minor Penalty	Glenn Currie	4/6/83 at NY Islanders	Elbowing
Playoff Major Penalty	Bryan Erickson	4/4/84 vs. Philadelphia	Fighting
Penalty Shot	Tom Williams	12/5/74 at Buffalo	No Goal
Shutout	Ron Low	2/16/75 vs. Kansas City	Washington, 3-0
Playoff Shutout	Bob Mason	4/11/87 at NY Islanders	Washington, 2-0

CAPITAL ONE ARENA – TEAM

Category	Date	Opponent	Result
Game (Win)	12/5/97	vs. Florida	Washington, 3-2 OT
Loss, Home	12/18/97	vs. Florida	Florida, 4-0
Tie, Home	12/16/97	vs. NY Islanders	Tie, 1-1
Tie, Scoreless	4/5/02	vs. Ottawa	Tie, 0-0
Overtime Game	12/5/97	vs. Florida	Washington, 3-2 OT
Playoff Game	4/22/98	vs. Boston	Washington, 3-1
Sellout (19,740)	12/5/97	vs. Florida	Washington, 3-2 OT
Playoff Sellout (19,740)	5/1/98	vs. Boston	Boston, 4-0

CAPITAL ONE ARENA – INDIVIDUAL

Category	Player	Date & Opponent	Result
Goal	Richard Zednik	12/5/97 vs. Florida	Washington, 3-2 OT
Goal Against	Steve Washburn	12/5/97 vs. Florida	Washington, 3-2 OT
Winning Goal	Jeff Toms	12/5/97 vs. Florida	Washington, 3-2 OT
Overtime Goal	Jeff Toms	12/5/97 vs. Florida	Washington, 3-2 OT
Playoff Goal	Brian Bellows	4/22/98 vs. Boston	Washington, 3-1
Playoff Goal Against	Dmitri Khristich	4/22/98 vs. Boston	Washington, 3-1
Power-Play Goal	Chris Simon	12/5/97 vs. Florida	Washington, 3-2 OT
Power-Play Goal Against	Robert Svehla	12/5/97 vs. Florida	Washington, 3-2 OT
Shorthanded Goal	Kelly Miller	12/23/97 vs. New Jersey	Tie, 1-1
Shorthanded Goal Against	Brian Rolston	12/30/98 vs. New Jersey	New Jersey, 3-2
Two-Goal Game	Calle Johansson	1/6/98 vs. Toronto	Washington, 5-3
Hat Trick	Peter Bondra	1/8/98 vs. NY Rangers	Washington, 5-3
Assists	Konowalchuk/Bulis	12/5/97 vs. Florida	Washington, 3-2 OT
Assists Against	Laus/Warrener	12/5/97 vs. Florida	Washington, 3-2 OT
Minor Penalty	Paul Laus	12/5/97 vs. Florida	Washington, 3-2 OT
Major Penalty	Ken Klee	12/5/97 vs. Florida	Washington, 3-2 OT
Penalty Shot	Peter Bondra	3/4/98 vs. Los Angeles	No Goal
Penalty Shot Against	Mariuz Czerkawski	12/4/98 vs. NY Islanders	No Goal
Shutout	Olie Kolzig	1/13/98 vs. Ottawa	Washington, 4-0
Shutout Against	John Vanbiesbrouck	12/18/97 vs. Florida	Florida, 4-0

Capitals NHL Award Winners

HART TROPHY

NHL Most Valuable Player
Alex Ovechkin (2012-13)
Alex Ovechkin (2008-09)
Alex Ovechkin (2007-08)

CONN SMYTHE TROPHY

Playoff Most Valuable Player
Alex Ovechkin (2017-18)

ART ROSS TROPHY

Most Points
Alex Ovechkin (2007-08)

VEZINA TROPHY

Best Goaltender
Braden Holtby (2015-16)
Olie Kolzig (1999-00)
Jim Carey (1995-96)

JAMES NORRIS TROPHY

Best Defenseman
Rod Langway (1982-83)
Rod Langway (1983-84)

WILLIAM JENNINGS TROPHY

Fewest Goals Against, Team
Al Jensen/Pat Riggin (1983-84)
Braden Holtby/Philipp Grubauer (2016-17)

KING CLANCY MEMORIAL TROPHY

Leadership and Humanitarian Contribution
Olie Kolzig (2005-06)

CALDER MEMORIAL TROPHY

Rookie of the Year
Alex Ovechkin (2005-06)

TED LINDSAY AWARD
LESTER B. PEARSON AWARD

NHLPA Most Valuable Player
Alex Ovechkin (2009-10)
Alex Ovechkin (2008-09)
Alex Ovechkin (2007-08)

MAURICE "ROCKET" RICHARD TROPHY

Most Goals
Alex Ovechkin (2018-19)
Alex Ovechkin (2017-18)
Alex Ovechkin (2015-16)
Alex Ovechkin (2014-15)
Alex Ovechkin (2013-14)
Alex Ovechkin (2012-13)
Alex Ovechkin (2008-09)
Alex Ovechkin (2007-08)

FRANK SELKE TROPHY

Best Defensive Forward
Doug Jarvis (1983-84)

JACK ADAMS AWARD

Coach of the Year
Barry Trotz (2015-16)
Bruce Boudreau (2007-08)
Bryan Murray (1983-84)

BILL MASTERTON TROPHY

Perseverance and Dedication to Hockey
Jose Theodore (2009-10)

Capitals NHL Award Winners

CAPITALS NAMED TO NHL POSTSEASON ALL-STAR TEAMS

FIRST TEAM

Year	Player	Pos.
2018-19	Alex Ovechkin	LW
2015-16	Braden Holtby	G
2014-15	Alex Ovechkin	LW
2012-13	Alex Ovechkin	RW
2009-10	Mike Green	D
2009-10	Alex Ovechkin	LW
2008-09	Mike Green	D
2008-09	Alex Ovechkin	LW
2007-08	Alex Ovechkin	LW
2006-07	Alex Ovechkin	LW
2005-06	Alex Ovechkin	LW
1999-00	Olie Kolzig	G
1995-96	Jim Carey	G
1987-88	Scott Stevens	D
1983-84	Rod Langway	D
1982-83	Rod Langway	D

SECOND TEAM

Year	Player	Pos.
2018-19	John Carlson	D
2016-17	Braden Holtby	G
2015-16	Alex Ovechkin	LW
2013-14	Alex Ovechkin	RW
2012-13	Alex Ovechkin	LW
2010-11	Alex Ovechkin	LW
2002-03	Sergei Gonchar	D
2001-02	Sergei Gonchar	D
1992-93	Al Iafrate	D
1986-87	Larry Murphy	D
1984-85	Rod Langway	D
1983-84	Pat Riggin	G

CAPITALS NAMED TO NHL POSTSEASON ALL-ROOKIE TEAMS

Year	Player	Pos.
2010-11	John Carlson	D
2007-08	Nicklas Backstrom	F
2005-06	Alex Ovechkin	F
1994-95	Jim Carey	G
1982-83	Scott Stevens	D

NHL PLAYER OF THE MONTH

Date	Player
Feb. 2017	Braden Holtby (3rd star)
Jan. 2017	Evgeny Kuznetsov (1st star)
Feb. 2016	Alex Ovechkin (2nd star)
Jan. 2016	Evgeny Kuznetsov (1st star)
Dec. 2015	Braden Holtby (2nd star)
Nov. 2015	Braden Holtby (2nd star)
Feb. 2015	Alex Ovechkin (3rd star)
Jan. 2015	Alex Ovechkin (1st star)
April 2013	Alex Ovechkin (1st star)
Jan. 2010	Alex Ovechkin (1st star)
Oct. 2009	Alex Ovechkin (2nd star)
Dec. 2008	Alex Ovechkin (3rd star)
Nov. 2008	Alex Ovechkin (1st star)
Oct. 2008	Alexander Semin (1st star)
March 2008	Alex Ovechkin (1st star)
Jan. 2008	Alex Ovechkin (1st star)
Jan. 2006	Alex Ovechkin
Nov. 2003	Robert Lang
Jan. 2000	Olie Kolzig
March 1996	Jim Carey
March 1995	Jim Carey
Jan. 1987	Mike Gartner

NHL ROOKIE OF THE MONTH

Date	Player
Oct. 2010	Michal Neuvirth
Dec. 2007	Nicklas Backstrom
Jan. 2006	Alex Ovechkin
Dec. 2005	Alex Ovechkin
March 2000	Jeff Halpern
March 1995	Jim Carey
Nov. 1990	Peter Bondra
Dec. 1984	Bob Mason

NHL FOUNDATION AWARD

Community Participation

2000-01	Olie Kolzig

NHL PLAYER OF THE WEEK

Date	Player
12/17/18	Alex Ovechkin (1st star)
11/27/17	Alex Ovechkin (3rd star)
11/13/17	Braden Holtby (3rd star)
10/16/17	Nicklas Backstrom (3rd star)
10/9/17	Alex Ovechkin(1st star)
4/3/17	Marcus Johansson (2nd star)
1/23/17	T.J. Oshie (3rd star)
1/16/17	Nicklas Backstrom (1st star)
1/9/17	Braden Holtby (3rd star)
11/21/16	Nicklas Backstrom (3rd star)
4/11/16	Alex Ovechkin (3rd star)
1/11/16	Alex Ovechkin (1st star)
12/21/15	T.J. Oshie (2nd star)
11/30/15	Braden Holtby (2nd star)
10/26/15	Evgeny Kuznetsov (1st star)
1/4/15	Alex Ovechkin (2nd star)
12/16/13	Alex Ovechkin (1st star)
11/4/13	Jason Chimera (3rd star)
10/7/13	Alex Ovechkin (1st star)
4/8/13	Alex Ovechkin (1st star)
3/25/13	Alex Ovechkin (1st star)
3/26/12	Alex Ovechkin (3rd star)
1/2/12	Alex Ovechkin (2nd star)
12/12/11	John Carlson (3rd star)
11/7/11	Nicklas Backstrom (3rd star)
10/24/11	Tomas Vokoun (3rd star)
3/14/11	Braden Holtby (1st star)
1/3/11	Semyon Varlamov (1st star)
11/15/10	Alexander Semin (3rd star)
4/12/10	Nicklas Backstrom (3rd star)
2/8/10	Alex Ovechkin (1st star)
2/8/10	Nicklas Backstrom (3rd star)
2/1/10	Nicklas Backstrom (3rd star)
1/18/10	Alex Ovechkin (1st star)
12/7/09	Nicklas Backstrom (1st star)
10/19/09	Alex Ovechkin (3rd star)
10/5/09	Alex Ovechkin (1st star)
2/9/09	Mike Green (3rd star)
2/2/09	Mike Green (3rd star)
12/29/08	Alex Ovechkin (1st star)
11/17/08	Nicklas Backstrom (1st star)
11/17/08	Alex Ovechkin (2nd star)
11/10/08	Brent Johnson (3rd star)
4/6/08	Cristobal Huet (3rd star)
3/23/08	Alex Ovechkin (1st star)
3/9/08	Alex Ovechkin (1st star)
1/27/08	Alex Ovechkin (2nd star)
12/30/08	Alex Ovechkin (1st star
10/28/07	Alex Ovechkin (3rd star)
12/11/06	Alex Ovechkin (3rd star)
1/22/06	Alex Ovechkin
1/1/06	Alex Ovechkin
4/4/04	Jeff Halpern
2/22/04	Olie Kolzig
12/22/03	Robert Lang
11/17/03	Robert Lang
12/24/00	Adam Oates
12/17/00	Olie Kolzig
1/24/00	Sergei Gonchar
2/28/00	Olie Kolzig
2/7/99	Peter Bondra
4/19/98	Olie Kolzig
4/5/98	Peter Bondra
3/23/98	Olie Kolzig
11/24/96	Peter Bondra
3/3/96	Jim Carey
12/31/95	Jim Carey
3/15/95	Jim Carey
11/5/89	Don Beaupre
3/19/89	Dino Ciccarelli
3/12/89	Geoff Courtnall
1/8/89	Pete Peeters
2/21/88	Clint Malarchuk
2/14/88	Pete Peeters
1/24/88	Pete Peeters
1/3/87	Clint Malarchuk
1/21/85	Craig Laughlin
3/12/84	Pat Riggin
2/6/84	Pat Riggin
1/30/84	Pat Riggin
10/31/83	Al Jensen
12/20/82	Al Jensen
11/23/81	Dennis Maruk
11/17/80	Dennis Maruk
10/20/80	Mike Gartner

* Player of the Week and Player of the Month were first awarded in the 1980-81 season; Player of the Week and Player of the Month renamed Three Stars beginning in 2006-07 season
* Rookie of the Month was first awarded in the 1983-84 season

Capitals Honors

CAPITALS PROSPECTS IN THE WORLD JUNIOR CHAMPIONSHIP
Since 2004

2019 World Junior Championship (Vancouver)
Alexander Alexeyev (Russia - Bronze)
Martin Fehervary (Slovakia)
Tobias Geisser (Switzerland)

2018 World Junior Championship (Buffalo)
Tobias Geisser (Switzerland)
Axel Jonsson-Fjallby (Sweden - Silver)

2017 World Junior Championship (Helsinki, Finland)
Ilya Samsonov (Russia - Bronze)
Jonas Siegenthaler (Switzerland)
Damien Riat (Switzerland)

2016 World Junior Championship (Helsinki, Finland)
Ilya Samsonov (Russia - Silver)
Jonas Siegenthaler (Switzerland)
Vitek Vanecek (Czech Republic)

2015 World Junior Championship (Toronto/Montreal)
Madison Bowey (Canada - Gold)
Vitek Vanecek (Czech Republic)
Jakub Vrana (Czech Republic)

2014 World Junior Championship (Malmo, Sweden)
Riley Barber (United States)
Andre Burakovsky (Sweden - Silver)
Connor Carrick (United States)
Thomas Di Pauli (United States)
Christian Djoos (Sweden - Silver)

2013 World Junior Championship (Ufa, Russia)
Riley Barber (United States - Gold)
Filip Forsberg (Sweden - Silver)
Christian Djoos (Sweden - Silver)

2012 World Junior Championship (Alberta, Canada)
Filip Forsberg (Sweden - Gold)
Evgeny Kuznetsov (Russia - Silver)
Sergey Kostenko (Russia - Silver)

2011 World Junior Championship (Buffalo, N.Y.)
Evgeny Kuznetsov (Russia – Gold)
Dmitry Orlov (Russia – Gold)
Cody Eakin (Canada – Silver)
Patrick Wey (United States – Bronze)
Philipp Grubauer (Germany)

2010 World Junior Championship (Saskatchewan, Canada)
John Carlson (United States – Gold)
Stefan Della Rovere (Canada – Silver)
Marcus Johansson (Sweden – Bronze)

2009 World Junior Championship (Ottawa)
Stefan Della Rovere (Canada – Gold)
Dmitry Kugryshev (Russia)

2008 World Junior Championship (Czech Republic)
Karl Alzner (Canada – Gold)
Josh Godfrey (Canada – Gold)
Michal Neuvirth (Czech Republic)
Dmitry Kugryshev (Russia – Bronze)

2007 World Junior Championship (Sweden)
Karl Alzner (Canada – Gold)
Oskar Osala (Finland)
Semyon Varlamov (Russia – Silver)
Nicklas Backstrom (Sweden)

2006 World Junior Championship (Canada)
Nicklas Backstrom (Sweden)
Chris Bourque (United States)
Sasha Pokulok (Canada – Gold)
Semyon Varlamov (Russia – Silver)

2005 World Junior Championship (United States)
Chris Bourque (United States)
Oscar Hedman (Sweden)
Alex Ovechkin (Russia – Silver)
Michail Yunkov (Russia – Silver)

2004 World Junior Championship (Finland)
Tomas Fleischmann (Czech Republic)
Peter Guggisberg (Switzerland)
Sami Lepisto (Finland – Bronze)
Alex Ovechkin (Russia)
Alexander Semin (Russia)
Steve Werner (United States – Gold)

CAPITALS IN THE WINTER OLYMPIC GAMES

2014 Winter Olympics (Sochi, Russia)
Nicklas Backstrom (Sweden - Silver)
John Carlson (United States)
Martin Erat (Czech Republic)
Marcus Johansson (Sweden - Silver)
Alex Ovechkin (Russia)

2010 Winter Olympics (Vancouver, British Columbia)
Nicklas Backstrom (Sweden)
Tomas Fleischmann (Czech Republic)
Alex Ovechkin (Russia)
Alexander Semin (Russia)
Semyon Varlamov (Russia)

2006 Winter Olympics (Torino, Italy)
Olie Kolzig (Germany)
Ivan Majesky (Slovakia)
Alex Ovechkin (Russia)

2002 Winter Olympics (Salt Lake City, Utah)
Ulf Dahlen (Sweden)
Sergei Gonchar (Russia – Bronze)
Jaromir Jagr (Czech Republic)
Dimitri Khristich (Ukraine)
Andrei Nikolishin (Russia – Bronze)

1998 Winter Olympics (Nagano, Japan)
Peter Bondra (Slovakia)
Sergei Gonchar (Russia - Silver)
Calle Johansson (Sweden)
Olie Kolzig (Germany)
Ron Wilson (Head Coach, United States)
Richard Zednik (Slovakia)

CAPITALS IN THE WORLD CUP OF HOCKEY

2016 World Cup of Hockey (Toronto)
Nicklas Backstrom (Sweden)
John Carlson (United States)
Philipp Grubauer (Europe)
Braden Holtby (Canada)
Evgeny Kuznetsov (Russia)
Matt Niskanen (United States)
Dmitry Orlov (Russia)
T.J. Oshie (United States)
Alex Ovechkin (Russia)
Barry Trotz (Assistant Coach, Canada)

2004 World Cup of Hockey
Jeff Halpern (United States)
Olie Kolzig (Germany)
Rastislav Stana (Slovakia)
Dainius Zubrus (Russia)

1996 World Cup of Hockey
Peter Bondra (Slovakia)
Jim Carey (United States - Gold)
Sylvain Cote (Canada - Silver)
Sergei Gonchar (Russia)
Calle Johansson (Sweden)
Olie Kolzig (Germany)
Steve Konowalchuk (United States - Gold)
Stefan Ustorf (Germany)
Richard Zednik (Slovakia)

CAPITALS IN THE CANADA CUP

1991 Canada Cup
Kevin Hatcher (United States)
Calle Johansson (Sweden)
Michal Pivonka (Czechoslovakia)

1987 Canada Cup
Mike Gartner (Canada)
Kevin Hatcher (United States)
Rod Langway (United States)
Bob Mason (United States)
Kelly Miller (United States)
Larry Murphy (Canada)

1984 Canada Cup
Peter Andersson (Sweden)
Bobby Carpenter (United States)
Dave Christian (United States)
Bryan Erickson (United States)
Mike Gartner (Canada)
Bengt-Ake Gustafsson (Sweden)
Rod Langway (United States)

Capitals Honors

CAPITALS IN THE HOCKEY HALL OF FAME

Player	Year Inducted
Mike Gartner	2001
Rod Langway	2002
Larry Murphy	2004
Scott Stevens	2007
Dave Fay	2007 (Washington Times beat writer; Elmer Ferguson Memorial Award)
Dino Ciccarelli	2010
Ron Weber	2010 (Radio voice; Foster Hewitt Memorial Award)
Adam Oates	2012
Sergei Fedorov	2015
Phil Housley	2015

CAPITALS IN THE U.S. HOCKEY HALL OF FAME

Player	Year Inducted
Craig Patrick	1996
Rod Langway	1999
Dave Christian	2001
Phil Housley	2004
Bobby Carpenter	2007
Kevin Hatcher	2010
Dick Patrick	2012 (Lester Patrick Trophy recipient)

NHL STATISTICAL LEADERS

Year	Player	Category (Total)
2018-19	Alex Ovechkin	Goals (51)
2017-18	Alex Ovechkin	Goals (49)
2017-18	Alex Ovechkin	Shots (355)
2016-17	Braden Holtby*	Wins (42)
2016-17	Braden Holtby	Shutouts (9)
2016-17	Alex Ovechkin*	Power-play goals (17)
2016-17	Nicklas Backstrom	Power-play points (35)
2015-16	Braden Holtby**	Wins (48)
2015-16	Alex Ovechkin	Goals (50)
2015-16	Alex Ovechkin	Power-play goals (19)
2015-16	Alex Ovechkin	Shots (398)
2015-16	Nicklas Backstrom	Power-play assists (27)
2014-15	Alex Ovechkin	Goals (53)
2014-15	Nicklas Backstrom	Assists (60)
2014-15	Alex Ovechkin	Shots (395)
2014-15	Alex Ovechkin	Power-play goals (25)
2014-15	Alex Ovechkin	Game-winning goals (11)
2014-15	Nicklas Backstrom	Power-play assists (30)
2013-14	Alex Ovechkin	Goals (51)
2013-14	Alex Ovechkin	Power-Play Goals (24)
2013-14	Alex Ovechkin	Shots (386)
2013-14	Nicklas Backstrom	Power-Play Points (44)
2012-13	Alex Ovechkin	Goals (32)
2012-13	Alex Ovechkin	Power-Play Goals (16)
2012-13	Alex Ovechkin	Shots (220)
2010-11	Alex Ovechkin*	Game-Winning Goals (11)
2010-11	Alex Ovechkin	Shots (367)
2009-10	Alex Ovechkin	Shots (368)
2009-10	Jeff Schultz	Plus/Minus (+50)
2008-09	Alex Ovechkin	Goals (56)
2008-09	Alex Ovechkin	Shots (528)
2007-08	Alex Ovechkin	Points (112)
2007-08	Alex Ovechkin	Goals (65)
2007-08	Alex Ovechkin	Power-Play Goals (22)
2007-08	Alex Ovechkin	Game-Winning Goals (11)
2007-08	Alex Ovechkin	Shots (446)
2006-07	Alex Ovechkin	Shots (392)
2005-06	Alex Ovechkin	Shots (425)
2001-02	Peter Bondra	Power-Play Goals (17)
2000-01	Peter Bondra	Power-Play Goals (22)
2000-01	Adam Oates	Assists (69)
1999-00	Olie Kolzig	Saves (1,794)
1999-00	Olie Kolzig	Minutes (4,371)
1997-98	Peter Bondra*	Goals (52)
1997-98	Peter Bondra	Game-Winning Goals (13)
1995-96	Jim Carey	Shutouts (9)
1994-95	Peter Bondra	Goals (34)
1994-95	Peter Bondra	Shorthanded Goals (6)
1990-91	Don Beaupre	Shutouts (5)
1989-90	Mike Liut#	Goals-Against Average (2.53)
1989-90	Mike Liut#	Shutouts (4)
1987-88	Clint Malarchuk	Shutouts (4)
1987-88	Pete Peeters	Goals-Against Average (2.78)

Alex Ovechkin has led the NHL in goals in eight of his 14 NHL seasons, a NHL record.

All-Star History

CAPITALS ALL-STAR GAME LEADERBOARD

Goals

1. **Alex Ovechkin**.....7
2. Mike Gartner.....2
3. **Evgeny Kuznetsov**.....1
   Peter Bondra.....1
   Mike Ridley.....1
   Randy Burridge.....1

Assists

1. **Alex Ovechkin**.....7
2. Peter Bondra.....4
3. Sergei Gonchar.....3
   Kevin Hatcher.....3
   Jaromir Jagr.....3

Points

1. **Alex Ovechkin**.....13
2. Peter Bondra.....5
3. Sergei Gonchar.....3
   Kevin Hatcher.....3
   Jaromir Jagr.....3

Games Played

1. **Alex Ovechkin**..... 7
   Peter Bondra.....5
   Rod Langway.....5
4. **Braden Holtby.....4**
   Mike Gartner.....4
5. Sergei Gonchar.....3
   Kevin Hatcher.....3

Selections

1. **Alex Ovechkin**.....10
2. Peter Bondra.....5
   Rod Langway.....5
4. Braden Holtby.....4
   Mike Gartner.....4
5. Sergei Gonchar.....3
   Kevin Hatcher.....3

CAPITALS SKATERS SELECTED TO THE NHL ALL-STAR GAME

Year	Player	Position	GP	G	A	Pts	PIM
2018-19	Alex Ovechkin	Left Wing		Did Not Play			
	John Carlson	Defense	1	0	1	1	0
2017-18	Alex Ovechkin	Left Wing	1	1	1	2	0
2016-17	Alex Ovechkin	Left Wing	1	1	0	1	0
2015-16	Nicklas Backstrom	Center	1	0	0	0	0
	Evgeny Kuznetsov	Center	1	1	0	1	0
	Alex Ovechkin (2)	Left Wing		Did Not Play			
2014-15	Alex Ovechkin	Left Wing	1	0	3	3	0
2011-12	Alex Ovechkin	Left Wing		Did Not Play			
	Dennis Wideman	Defense	1	0	1	1	0
2010-11	Alex Ovechkin	Left Wing	1	1	1	2	0
	Mike Green	Defense	1	0	2	2	0
2008-09	Alex Ovechkin	Left Wing	1	1	2	3	0
2007-08	Alex Ovechkin	Left Wing	1	2	0	2	0
2006-07	Alex Ovechkin (2)	Left Wing	1	1	0	1	0
2003-04	Robert Lang	Center	1	0	1	1	0
2002-03	Sergei Gonchar	Defense	1	0	0	0	0
	Jaromir Jagr	Right Wing	1	0	3	3	0
2001-02	Sergei Gonchar	Defense	1	0	1	1	0
	Jaromir Jagr	Right Wing	1	0	0	0	0
2000-01	Sergei Gonchar	Defense	1	0	2	2	0
1998-99	Peter Bondra	Right Wing	1	0	0	0	0
1997-98	Peter Bondra	Right Wing	1	0	1	1	0
1996-97	Peter Bondra	Right Wing	1	0	2	2	0
	Dale Hunter	Center	1	0	0	0	0
1995-96	Peter Bondra	Right Wing	1	0	0	0	0
1993-94	Al Iafrate	Defense	1	0	0	0	0
1992-93	Peter Bondra	Right Wing	1	1	1	2	0
	Al Iafrate	Defense	1	0	0	0	0
1991-92	Randy Burridge	Left Wing	1	1	0	1	0
	Kevin Hatcher	Defense	1	0	1	1	0
1990-91	Kevin Hatcher	Defense	1	0	1	1	0
1989-90	Kevin Hatcher	Defense	1	0	1	1	0
1988-89	Mike Ridley	Center	1	1	1	2	0
	Scott Stevens	Defense	1	0	1	1	0
1987-88	Mike Gartner	Right Wing	1	1	0	1	0
1986-87	Rod Langway (4)	Defense	2	0	0	0	0
1985-86	Mike Gartner	Right Wing	1	0	0	0	2
	Rod Langway (2)	Defense	1	0	0	0	0
1984-85	Bob Carpenter (1)	Center	1	0	0	0	0
	Mike Gartner	Right Wing	1	1	0	1	0
	Rod Langway (1)	Defense	1	0	1	1	0
	Scott Stevens (1)	Defense	1	0	0	0	0
1983-84	Rod Langway (1)	Defense	1	0	0	0	0
1982-83	Rod Langway (1)	Defense	1	0	0	0	0
1981-82	Dennis Maruk	Center	1	0	1	1	0
1980-81	Mike Gartner (1)	Right Wing	1	0	0	0	0
1979-80	Robert Picard	Defense	1	0	0	0	0
1978-79	Robert Picard (3)	Defense		Did Not Play			
1977-78	Bob Sirois	Right Wing	1	0	0	0	0
1976-77	Guy Charron	Center	1	0	0	0	0
1975-76	Bill Clement	Center	1	0	0	0	0
1974-75	Denis Dupere	Left Wing	1	0	1	1	0

CAPITALS GOALTENDERS SELECTED TO THE NHL ALL-STAR GAME

Year	Player	MIN	GA	Saves
2018-19	Braden Holtby	20	7	23
2017-18	Braden Holtby	8	5	5
2016-17	Braden Holtby	20	3	17
2015-16	Braden Holtby	10	2	8
1999-00	Olie Kolzig	20	0	8

CAPITALS SELECTED TO THE NHL YOUNGSTARS GAME

Year	Player	Pos.
2008-09	Nicklas Backstrom*	C
2007-08	Nicklas Backstrom	C
2006-07	Mike Green	D
2002-03	Brian Sutherby	C

* Selected but did not participate

Nicklas Backstrom, Evgeny Kuznetsov and Hurricanes defenseman Justin Faulk celebrate Kuznetsov's goal at the 2016 NHL All-Star Game in Nashville

Alex Ovechkin scored a goal and added two assists at the 2009 All-Star Game in Montreal

John Carlson made his first All-Star Game appearance in San Jose, while Braden Holtby made his fourth.

1–Selected to the starting lineup by Professional Hockey Writers Association; 2–Selected to the starting lineup by fan ballot; 3–Selected to NHL Team for Challenge '79 vs. USSR; 4–Played in Rendez-Vous '87 vs. USSR
* No All-Star Game was played in 1994-95, 2004-05, 2005-06, 2009-10, 2012-13 or 2013-14

Record Book

TEAM RECORDS – SEASON

MOST POINTS

121	2009-10 (54-15-13)
120	2015-16 (56-18-8)
118	2016-17 (55-19-8)
At Home	
66	2016-17 (32-7-2)
	2009-10 (30-5-6)
62	2015-16 (29-8-4)
	1999-00 (26-5-8-2)
	1985-86 (30-8-2)
On Road	
58	2015-16 (27-10-4)
55	2009-10 (24-10-7)
52	2016-17 (23-12-6)

FEWEST POINTS

21	1974-75 (8-67-5)
32	1975-76 (11-59-10)
48	1977-78 (17-49-14)
At Home	
19	1974-75 (7-28-5)
20	1975-76 (6-26-8)
27	1977-78 (10-23-7)
On Road	
2	1974-75 (1-39-0)
12	1975-76 (5-33-2)
19	*1994-95 (7-12-5)

MOST WINS

56	2015-16 (56-18-8)
55	2016-17 (55-19-8)
54	2009-10 (54-15-13)
At Home	
32	2016-17 (32-7-2)
30	1985-86 (30-8-2)
	2009-16 (30-5-6)
On Road	
27	2015-16 (27-10-4)
24	Twice; most recent 2018-19 (24-15-2)
23	2016-17 (23-12-6)
	2010-11 (23-15-3)

FEWEST WINS

8	1974-75 (8-67-5)
11	1975-76 (11-59-10)
17	1977-78 (17-49-14)
At Home	
6	1975-76 (6-26-8)
7	1974-75 (7-28-5)
10	1977-78 (10-23-7)
On Road	
1	1974-75 (1-39-0)
5	1975-76 (5-33-2)
7	Four times; most recent
	*1994-95 (7-12-5)

FEWEST LOSSES

15	2009-10 (54-15-13)
18	2015-16 (56-18-8)
	*1994-95 (22-18-8)
	*2012-13 (27-18-3)
At Home	
5	2009-10 (30-5-6)
	1999-00 (26-5-8-2)
6	*1994-95 (15-6-3)
On Road	
10	2015-16 (27-10-4)
	2009-10 (24-10-7)
	*2012-13 (12-10-2)
12	2016-17 (23-12-6)
12	*1994-95 (7-12-5)

MOST LOSSES

67	1974-75 (8-67-5)
59	1975-76 (11-59-10)
49	1977-78 (17-49-14)
At Home	
28	1974-75 (7-28-5)
26	1975-76 (6-26-8)
23	Twice; most recent 1998-99
	(16-23-2)
On Road	
39	1974-75 (1-39-0)
33	1975-76 (5-33-2)
27	1976-77 (7-27-6)

MOST TIES

18	1980-81 (26-36-18)
16	1982-83 (39-25-16)
15	1978-79 (24-41-15)
At Home	
9	1993-94 (17-16-9)
8	Four times; most recent
	1999-00 (26-5-8-2)
On Road	
11	1980-81 (10-19-11)
10	1982-83 (17-13-10)
9	1978-79 (9-22-9)
Since 1983-84 (OT established)	
12	1999-00 (44-24-12-2)
	1997-98 (40-30-12)

FEWEST TIES

5	1983-84 (48-27-5)
	1974-75 (8-67-5)
6	Twice; most recent 1998-99
	(31-45-6)
At Home	
2	2002-03 (24-13-2-2)
	1998-99 (16-23-2)
	1985-86 (30-8-2)
	1984-85 (27-11-2)
On Road	
0	1974-75 (1-39-0)
1	1993-94 (21-19-1)
	1992-93 (21-19-1)

MOST OVERTIME GAMES

28	2013-14 (14-3-11)
25	2010-11 (14-5-6)
24	2009-10 (11-7-6)
At Home	
17	2010-11 (9-2-6)
15	2013-14 (8-3-4)
13	2009-10 (7-3-3)
	1999-00 (3-2-8)
On Road	
13	2013-14 (6-0-7)
12	2002-03 (2-4-6)
	2015-16 (8-2-2)

FEWEST OVERTIME GAMES

9	*1994-95 (0-1-8)
	1989-90 (2-1-6)
	1983-84 (1-3-5)
At Home	
3	1984-85 (1-0-2)
4	Three times; most recent
	*1994-95 (0-1-3)
On Road	
3	1992-93 (1-1-1)
	1983-84 (0-1-2)
4	1993-94 (2-1-1)

MOST GOALS SCORED

330	1991-92
325	1992-93
322	1984-85
At Home	
189	1981-82
179	1983-84
176	1985-86
On Road	
162	1992-93
159	1991-92
157	2009-10

FEWEST GOALS SCORED

136	*1994-95
146	* 2012-13
181	1974-75
At Home	
75	*1994-95
76	*2012-13
97	2003-04
On Road	
61	*1994-95
70	*2012-13
83	1974-75

FEWEST GOALS ALLOWED

120	*1994-95
130	*2012-13
177	2016-17
At Home	
48	*1994-95
60	*2012-13
67	2016-17
On Road	
70	*2012-13
72	*1994-95
97	2010-11

MOST GOALS ALLOWED

446	1974-75
394	1975-76
338	Twice; most recent 1981-82
At Home	
191	1974-75
171	1975-76
162	1978-79
On Road	
255	1974-75
223	1975-76
186	1981-82

MOST SHUTOUTS

12	2016-17
10	2014-15
9	2010-11
	1995-96
At Home	
11	2016-17
7	1995-96
	2014-15
On Road	
5	1998-99
	1983-84
	1997-98
4	Three; most recent 2010-11

FEWEST SHUTOUTS

0	Four times; most recent 1986-87
At Home	
0	Eight times; most recent 2017-18
On Road	
0	11 times; most recent 2006-07

MOST TIMES SHUTOUT

12	1974-75
11	2010-11
	1998-99
At Home	
8	1974-75
6	2013-14
	1997-98
5	1975-76
On Road	
7	2010-11
	1998-99
5	Three times; most recent
	2007-08

FEWEST TIMES SHUTOUT

0	Four times; most recent 1991-92
At Home	
0	12 times; most recent 2009-10
On Road	
0	Six times; most recent 2012-13

50-PLUS GOAL SCORERS

2	1984-85 (Carpenter, Gartner)

40-PLUS GOAL SCORERS

3	1988-89 (Ciccarelli, Courtnall, Ridley)

30-PLUS GOAL SCORERS

5	1981-82 (Maruk, Walter, Gartner, Carpenter, Valentine)

20-PLUS GOAL SCORERS

9	1992-93 (Bondra, Hatcher, Khristich, Ridley, Iafrate, Elynuik, Cote, Pivonka, Hunter)

LONGEST UNBEATEN STREAK

15	1/13/10 to 2/10/10 (14-0-1)
At Home	
17	12/23/16 to 3/4/17 (16-0-1)
15	1/5/10 to 3/10/10 (14-0-1)
	12/27/99 to 2/23/00 (11-0-2)
	11/25/92 to 1/31/93 (9-0-4)
On Road	
10	11/24/82 to 1/8/83 (6-0-4)
9	2/13/10 to 4/6/10 (6-0-3)
	2/7/01 to 3/7/01 (8-0-1)
	11/21/84 to 12/20/84 (6-0-3)

LONGEST WINNING STREAK

14	1/13/10 to 2/7/10 (14-0-0)
10	1/27/84 to 2/18/84 (10-0-0)
9	12/31/16 to 1/15/17 (9-0-0)
	12/12/15 to 12/30/15 (9-0-0)
	2/26/11 to 3/15/11 (9-0-0)
At Home	
15	1/1/17 to 3/4/17 (15-0-0)
13	1/5/10 to 3/6/10 (13-0-0)
12	11/21/15 to 1/17/16 (12-0-0)
On Road	
6	2/20/11 to 3/15/11 (6-0-0)
	2/26/84 to 4/1/84
5	Eight times; most recent
	12/6/18 to 12/29/18 (5-0-0)

LONGEST WINLESS STREAK

25	11/29/75 to 1/21/76 (0-22-3)
20	10/28/77 to 12/6/77 (0-15-5)
17	Twice; most recent2/18/75 to 3/26/75 (0-17-0)
At Home	
14	12/3/75 to 1/21/76 (0-11-3)
11	10/19/77 to 12/6/77 (0-9-2)
	2/18/75 to 3/30/75 (0-11-0)
On Road	
37	10/9/74 to 3/26/75 (0-37-0)
17	10/28/75 to 1/27/76 (0-17-0)

* The 2012-13 season and 1994-95 season were shortened to 48 games.

Record Book

LONGEST LOSING STREAK
17 2/18/75 to 3/26/75
13 10/11/81 to 11/11/81
12 12/29/75 to 1/21/76
At Home
11 2/18/75 to 3/30/75
7 10/14/81 to 11/11/81
12/29/75 to 1/21/76
On Road
37 10/9/74 to 3/26/75
17 10/28/75 to 1/27/76

LONGEST SHUTOUT STREAK
203:52 1/27/84 to 2/3/84
200:04 3/26/96 to 3/31/96
184:04 3/18/95 to 3/25/95

MOST CONSECUTIVE GAMES POSTING A SHUTOUT
2 13 times; most recent 2/5/17 to 2/7/17

LONGEST SCORELESS STREAK
181:15 10/25/89 - 10/31/89

MOST CONSECUTIVE GAMES BEING SHUT OUT
2 15 times; most recent 12/23/17 to 12/27/17

MOST CONSECUTIVE GAMES WITHOUT BEING SHUTOUT
244 10/31/89 to 11/11/92
At Home
200 2/12/88 to 3/2/93
On Road
122 11/5/89 to 11/11/92

BEST POWER PLAY PERCENTAGE
26.83 *2012-13 (44-164)
25.32 2014-15 (60-237)
25.23 2009-10 (79-313)

WORST POWER PLAY PERCENTAGE
12.2 1977-78 (34-278)
12.5 1977-78 (34-272)
12.9 1974-75 (48-372)

BEST PENALTY KILLING PERCENTAGE
89.2 1997-98 (39-362)
86.4 1983-84 (40-294)
86.2 1999-00 (47-341)

WORST PENALTY KILLING PERCENTAGE
69.7 1978-79 (83-274)
71.4 1977-78 (73-255)
73.7 1979-80 (65-247)

MOST POWER-PLAY GOALS
97 1992-93 (445 PP, 21.8)
96 1988-89 (441 PP, 21.8)
94 1987-88 (469 PP, 20.0)

FEWEST POWER-PLAY GOALS
34 1977-78 (272 PP, 12.5)
39 1976-77 (293 PP, 13.3)
41 2011-12 (245 PP, 16.7)

MOST POWER-PLAY CHANCES
490 2005-06 (72 PPG, 14.7)
469 1987-88 (94 PPG, 20.0)
445 1992-93 (97 PPG, 21.8)

FEWEST POWER-PLAY CHANCES
164 *2012-13 (44 PPG, 26.8)
226 *1994-95 (45 PPG, 19.9)
236 2018-19 (49 PPG, 20.8)

FEWEST POWER-PLAY GOALS ALLOWED
34 *1994-95 (220 PPA, 84.5)
36 *2012-13 (163 PPA, 77.9)
38 2015-16 (256 PPA, 85.2)

MOST POWER-PLAY GOALS ALLOWED
116 2005-06 (550 PPA, 78.9)
94 1974-75 (328 PPA, 71.3)
83 Twice, most recent: 1980-81 (318 PPA, 73.9)

MOST TIMES SHORTHANDED
550 2005-06 (116 PPGA, 78.9)
433 1992-93 (74 PPGA, 82.9)
414 2006-07 (82 PPGA, 80.2)

FEWEST TIMES SHORTHANDED
163 *2012-13 (36 PPGA, 77.9)
220 *1994-95 (34 PPGA, 84.5)
247 1979-80 (65 PPGA, 73.7)

MOST SHORTHANDED GOALS
15 2005-06
14 1997-98
1991-92

FEWEST SHORTHANDED GOALS
2 Four times; most recent 2015-16
3 Three times; most recent *2012-13

FEWEST SHORTHANDED GOALS ALLOWED
2 1994-95
3 1999-00
1975-76
2016-17

MOST SHORTHANDED GOALS ALLOWED
18 2005-06
1974-75
17 1983-84
15 Six times; most recent 1991-92

MOST PENALTY MINUTES
2,204 1989-90
2,007 1993-94
1,932 1981-82

FEWEST PENALTY MINUTES
516 *2012-13
730 2018-19
750 2016-17

TEAM RECORDS – GAME

MOST GOALS
12 2/6/90 in a 12-2 win vs. QUE
1/11/03 in a 12-2 win vs. FLA
At Home
12 2/6/90 in a 12-2 win vs. QUE
1/11/03 in a 12-2 win vs. FLA
On Road
10 Three times; most recent 2/13/93 in a 10-3 win @ LA

MOST GOALS, BOTH TEAMS
18 2/22/81 in an 11-7 loss vs. QUE
At Home
18 2/22/81 in an 11-7 loss vs. QUE
On Road
16 Twice; most recent 2/11/93 in a 10-6 win @ STL

MOST GOALS ALLOWED
14 12/21/75 in a 14-2 loss @ BUF
12 3/15/75 in a 12-1 loss @ PIT
12/14/74 in a 12-1 loss @ BOS
At Home
11 Four times; most recent 11/13/01 in an 11-5 loss vs. OTT
On Road
14 12/21/75 in a 14-2 loss @ BUF

MOST ASSISTS
20 3/3/08 in a 10-2 win vs. BOS
1/11/03 in a 12-2 win vs. FLA
2/6/90 in a 12-2 win vs. QUE
At Home
20 3/3/08 in a 10-2 win vs. BOS
1/11/03 in a 12-2 win vs. FLA
2/6/90 in a 12-2 win vs. QUE
On Road
17 2/13/93 in a 10-3 win @ LA

MOST POINTS
32 1/11/03 in a 12-2 win vs. FLA
2/6/90 in a 12-2 win vs. QUE
At Home
32 1/11/03 in a 12-2 win vs. FLA
2/6/90 in a 12-2 win vs. QUE
On Road
27 2/13/93 in a 10-3 win @ LA

MOST UNANSWERED GOALS
9 Six times; most recent 1/11/03 in a 12-2 win vs. FLA
At Home
9 Six times; most recent 1/11/03 in a 12-2 win vs. FLA
On Road
8 Twice; most recent 10/29/91 in an 8-0 win @ PIT

MOST UNANSWERED GOALS ALLOWED
11 4/2/77 in an 11-0 loss @ MTL
10 2/12/77 in a 10-0 loss @ TOR
1/4/75 in a 10-0 loss @ MTL

BIGGEST WINNING MARGIN
10 2/6/90 in a 12-2 win vs. QUE
1/11/03 in a 12-2 win vs. FLA
9 Four times; most recent 2/3/99 in a 10-1 win vs. TB
At Home
10 2/6/90 in a 12-2 win vs. QUE
1/11/03 in a 12-2 win vs. FLA
9 Four times; most recent 2/3/99 in a 10-1 win vs. TB
On Road
8 10/29/91 in an 8-0 win @ PIT
1/28/84 in an 8-0 win @ TOR

BIGGEST WINNING MARGIN, SHUTOUT
9 3/12/96 in a 9-0 win vs. VAN
At Home
9 3/12/96 in a 9-0 win vs. VAN
On Road
8 10/29/91 in an 8-0 win @ PIT
1/28/84 in an 8-0 win @ TOR

BIGGEST LOSING MARGIN
12 12/21/75 in 14-2 loss @ BUF
11 Three times; most recent 4/2/77 in an 11-0 loss @ MTL
At Home
10 11/10/74 in an 11-1 loss vs. MTL
On Road
12 12/21/75 in 14-2 loss @ BUF
11 Three times; most recent 4/2/77 in an 11-0 loss @ MTL

BIGGEST LOSING MARGIN, SHUTOUT
11 4/2/77 in an 11-0 loss @ MTL
At Home
8 3/4/75 in an 8-0 loss vs. BOS
On Road
11 4/2/77 in an 11-0 loss @ MTL
10 2/12/77 in a 10-0 loss @ TOR
1/4/75 in a 10-0 loss @ MTL

HIGHEST TIE SCORE
7-7 10/25/85 @ WPG
11/26/80 @ DET

SCORELESS TIE
0-0 4/5/02 vs. OTT
10/30/98 @ CGY
12/10/88 @ MTL

MOST POWER-PLAY GOALS
7 3/13/87 in a 10-2 win vs. TOR

MOST POWER-PLAY GOALS, BOTH TEAMS
8 Three times; most recent 3/13/87 (10-2 win vs. TOR)

MOST POWER-PLAY GOALS ALLOWED
5 Three times; most recent 3/23/03 in a 6-0 loss @ VAN

MOST SHORTHANDED GOALS
3 Three times; most recent 1/10/92 in a 7-4 win vs. LA

MOST SHORTHANDED GOALS, BOTH TEAMS
4 12/15/83 in a 9-4 loss @ PHI

MOST SHORTHANDED GOALS ALLOWED
3 Five times; most recent 4/7/06 in a 4-3 loss vs. CAR

MOST PENALTY MINUTES
177 12/21/80 in a 6-0 win @ PHI
At Home
147 2/10/91 in a 5-2 win vs. PHI
On Road
177 12/21/80 in a 6-0 win @ PHI

MOST PENALTY MINUTES, BOTH TEAMS
344 12/21/80 in a 6-0 win @ PHI
At Home
304 2/10/91 in a 5-2 win vs. PHI
On Road
344 12/21/80 in a 6-0 win @ PHI

MOST PENALTY MINUTES, OPPONENT
167 12/21/80 in a 6-0 win @ PHI
At Home
157 2/10/91 in a 5-2 win vs. PHI
On Road
167 12/21/80 in a 6-0 win @ PHI

FEWEST PENALTY MINUTES, BOTH TEAMS
0 3/6/14 in a 3-0 loss @ BOS
At Home
2 Twice; most recent 2/17/78 in a 8-2 loss vs. MTL
On Road
0 3/6/14 in a 3-0 loss @ BOS

MOST SHOTS
58 3/20/19 (4-5 OT loss vs. TB)
55 12/18/05 (3-2 loss vs. FLA)
53 12/11/81 (11-2 win vs. TOR)
At Home
58 3/20/19 (4-5 OT loss vs. TB)
55 12/18/05 (3-2 loss vs. FLA)
53 12/11/81 (11-2 win vs. TOR)
On Road
52 12/9/95 (2-2 tie @ BUF)

* The 2012-13 season and 1994-95 season were shortened to 48 games.

Record Book

MOST SHOTS, BOTH TEAMS
97 4/15/06 (2-1 SO win at FLA)
96 2/27/92 (7-3 loss at STL)
At Home
89 12/18/05 (3-2 loss vs. FLA)
86 3/20/19 (4-5 OT loss vs. TB)
On Road
97 4/15/06 (2-1 SO win at FLA)
96 2/27/92 (7-3 loss at STL)

MOST SHOTS ALLOWED
65 3/15/75 in a 12-1 loss at PIT
At Home
54 12/19/75 in a 7-5 loss vs. PHI
1/4/89 in a 3-3 tie vs. NYR
3/3/00 in a 2-2 tie vs. DET
On Road
65 3/15/75 in a 12-1 loss at PIT

FEWEST SHOTS
7 2/12/78 in a 4-1 loss at PHI
At Home
13 Three times, most recent
1/25/04 in a 4-1 loss vs. PHI
On Road
7 2/12/78 in a 4-1 loss at PHI

FEWEST SHOTS, BOTH TEAMS
29 12/11/90 in a 4-1 win vs. PHI
At Home
29 12/11/90 in a 4-1 win vs. PHI
On Road
30 11/27/98 in a 4-0 loss at DAL

FEWEST SHOTS ALLOWED
10 10/13/08 in a 5-1 win vs. VAN
11 Twice, most recent
1/4/2014 in a 5-3 loss at MIN
At Home
10 10/13/08 in a 5-1 win vs. VAN
11 11/3/95 in a 3-2 loss vs. FLA
On Road
11 1/4/14 in a 5-3 loss at MIN

BIGGEST COMEBACK WIN
At Home
4 12/15/79 in a 5-4 win vs. NYR
On Road
4 12/23/08 in a 5-4 ot win at NYR
10/23/91 in a 6-5 win at EDM
2/2/86 in a 5-4 win at HFD

TEAM RECORDS – PERIOD

MOST GOALS
8 2/3/99 in a 10-1 win vs. TB
At Home
8 2/3/99 in a 10-1 win vs. TB
On Road
7 2/13/93 in a 10-3 win at LA

MOST GOALS, BOTH TEAMS
9 Seven times; most recent 1/16/17 in a 8-7 OT loss at PIT
At Home
9 Three times; most recent 2/3/99 in a 10-1 win vs. TB
On Road
9 Four times; most recent 1/16/17 in an 8-7 OT loss at PIT

MOST GOALS ALLOWED
8 12/21/75 in a 14-2 loss at Buffalo
At Home
6 Three times; most recent
12/23/81 in a 7-4 loss vs. BOS
On Road
8 12/21/75 in a 14-2 loss at Buffalo

MOST POINTS
22 2/3/99 in a 10-1 win vs. TB
At Home
22 2/3/99 in a 10-1 win vs. TB
On Road
20 2/13/93 in a 10-3 win at LA

MOST PENALTY MINUTES
137 11/21/98 in a 5-4 OT loss at BOS
At Home
111 3/27/82 in a 4-4 tie vs. PHI
On Road
137 11/21/98 in a 5-4 OT loss at BOS

MOST PENALTY MINUTES, BOTH TEAMS
264 11/21/98 in a 5-4 OT loss at BOS
At Home
222 3/27/82 in a 4-4 tie vs. PHI
On Road
264 11/21/98 in a 5-4 OT loss at BOS

MOST SHOTS
27 11/23/01 in a 6-2 win vs. NYR
26 12/18/10 in a 3-2 loss at BOS
At Home
27 11/23/01 in a 6-2 win vs. NYR
On Road
26 12/18/10 in a 3-2 loss at BOS
25 12/20/08 in a 7-1 loss at PHI
24 4/15/06 in a 2-1 SO win at FLA

FEWEST SHOTS
1 29 times; most recent 12/12/15 in a 2-1 win at TB
At Home
1 Nine times; most recent 3/31/15 in a 4-2 win vs. CAR
On Road
1 20 times; most recent 12/12/15 in a 2-1 win at TB

MOST SHOTS, BOTH TEAMS
39 10/4/18 in a 6-7 OT loss at PIT
At Home
38 12/11/81 in an 11-2 win vs. TOR
On Road
39 10/4/18 in a 6-7 OT loss at PIT

FEWEST SHOTS, BOTH TEAMS
4 12/11/90 in a 3-1 loss vs. PHI
12/12/97 in a 6-4 loss at ANA
4/9/00 in a 1-1 tie vs. BUF
At Home
4 12/11/90 in a 3-1 loss vs. PHI
4/9/00 in a 1-1 tie vs. BUF
On Road
4 12/12/97 in a 6-4 loss at ANA

MOST SHOTS ALLOWED
28 10/20/05 in a 3-2 loss at FLA
27 1/13/07 in a 7-3 loss at FLA
3/15/75 in a 12-1 loss at PIT
At Home
24 10/22/05 in a 4-0 loss vs. BUF
On Road
28 10/20/05 in a 3-2 loss at FLA
27 1/13/07 in a 7-3 loss at FLA
3/15/75 in a 12-1 loss at PIT

FEWEST SHOTS ALLOWED
0 3/17/09 in a 3-0 win at FLA
2/15/03 in a 2-1 win at FLA
2/24/94 in a 2-1 win at FLA
12/26/75 in a 1-1 tie vs. MNS
At Home
0 12/26/75 in a 1-1 tie vs. MNS
On Road
0 3/17/09 in a 3-0 win at FLA
2/15/03 in a 2-1 win at FLA
2/24/94 in a 2-1 win at FLA

TEAM RECORDS – FASTEST GOALS

FASTEST GOAL, START OF A GAME
0:08 Alexander Semin, 11/11/09 in a 5-4 shootout win vs. NYI
Gaetan Duchesne, 3/14/87 in a 3-3 tie at STL

FASTEST GOAL AGAINST, START OF A GAME
0:08 Greg Paslawski, 10/29/85 in a 6-3 win vs. STL

FASTEST GOAL, START OF A PERIOD
0:05 Bengt-Ake Gustafsson, 1/18/83 in a 4-1 win vs. PHI

FASTEST GOAL AGAINST, START OF A PERIOD
0:06 Dan Maloney, 1/11/78 in a 6-3 loss vs. DET

FASTEST GOAL, START OF OVERTIME
0:06 Alex Ovechkin, 12/15/06 in a 3-2 win at ATL

FASTEST TWO GOALS, BOTH TEAMS
0:02 Max Domi (MTL) and Joel Armia (MTL), 11/1/18 in a 6-4 loss at MTL
0:06 Valeri Kamensky (NYR) and Peter Bondra (WSH), 11/9/00 in a 5-3 Loss vs. NYR
0:07 Twice; most recent Chris Valentine (WSH) and Glenn Anderson (EDM), 11/2/83 in an 11-3 loss at EDM

FASTEST TWO GOALS, CAPITALS PLAYER
0:10 Stephen Leach, 11/23/90 in a 7-3 win vs. PIT

FASTEST TWO GOALS, CAPITALS TEAM
0:06 Gaetan Duchesne and Mark Taylor, 10/27/85 in a 4-2 win at CHI
Mike Ridley and Kelly Miller, 11/14/87 in a 4-1 win vs. MNS
Jeff Halpern and Chris Simon, 11/10/01 in a 3-0 win vs ATL

FASTEST TWO GOALS, OPPOSING TEAM
0:02 Max Domi (MTL) and Joel Armia (MTL), 11/1/18 in a 6-4 loss at MTL

FASTEST THREE GOALS, BOTH TEAMS
0:21 Michal Pivonka (WSH), Stephen Leach (WSH) and Stephens Leach (WSH), 11/23/90 in a 7-3 win vs. PIT

FASTEST THREE GOALS, CAPITALS PLAYER
3:26 Stan Gilbertson, 4/6/75 in a 8-4 win vs. PIT

FASTEST THREE GOALS, CAPITALS TEAM
0:21 Michal Pivonka and Stephen L each (2), 11/23/90 in a 7-3 win vs. PIT

FASTEST THREE GOALS, OPPOSING TEAM
0:29 Larry Murphy and Kevin Stevens (2), 1/26/93 in a 6-3 loss at PIT

FASTEST FOUR GOALS, BOTH TEAMS
1:16 Dainus Zubrus (WSH), Alex Semin (WSH), Ryan Bayda (CAR) and Robert Lang (WSH), 11/12/03 in a 7-1 win vs. CAR

FASTEST FOUR GOALS, CAPITALS PLAYER
4:12 Peter Bondra, 2/5/94 in a 6-3 win vs. TB

FASTEST FOUR GOALS, CAPITALS TEAM
1:56 Garry Galley, David Jensen (2), Ed Kastelic, 3/13/87 in a 10-2 win vs. TOR

FASTEST FOUR GOALS, OPPOSING TEAM
1:37 Yvon Lambert, Steve Shutt, Guy Lapointe and Bob Gainey, 4/2/77 in an 11-0 loss at MTL

FASTEST FIVE GOALS, BOTH TEAMS
2:10 Pierre Lacroix (QUE), Anton Stastny (QUE), Jacques Richard (QUE, 2) and Rick Green (WSH), 2/22/81 in an 11-7 loss vs. QUE

FASTEST FIVE GOALS, CAPITALS PLAYER
24:46 Peter Bondra, 2/5/94 in a 6-3 win vs. TB

FASTEST FIVE GOALS, CAPITALS TEAM
3:03 Mike Gartner, Garry Galley, David Jensen (2) and Ed Kastelic, 3/13/87 in a 10-2 win vs. TOR

FASTEST FIVE GOALS, OPPOSING TEAM
2:42 Peter Stastny, Pierre Lacroix, Anton Stastny and Jacques Richard (2) , 2/22/81 in an 11-7 loss vs. QUE

INDIVIDUAL – CAREER

MOST SEASONS
16 Olie Kolzig
15 Calle Johansson
14 Alex Ovechkin
Peter Bondra

MOST GAMES PLAYED
1,084 Alex Ovechkin
983 Calle Johansson
961 Peter Bondra

By Defenseman
983 Calle Johansson
726 Rod Langway
688 John Carlson

MOST POINTS
1,211 Alex Ovechkin
873 Nicklas Backstrom
825 Peter Bondra
By Defenseman
474 Calle Johansson
429 Scott Stevens
426 Kevin Hatcher

MOST GOALS
658 Alex Ovechkin
472 Peter Bondra
397 Mike Gartner
By Defenseman
149 Kevin Hatcher
144 Sergei Gonchar
113 Calle Johansson
Mike Green

MOST ASSISTS
642 Nicklas Backstrom
553 Alex Ovechkin
418 Michal Pivonka
By Defenseman
361 Calle Johansson
331 Scott Stevens
313 John Carlson

Record Book

MOST POWER-PLAY GOALS
247 Alex Ovechkin
137 Peter Bondra
98 Mike Gartner
By Defenseman
53 Sergei Gonchar
52 Mike Green
51 Calle Johansson

MOST SHORTHANDED GOALS
32 Peter Bondra
17 Mike Ridley
Bengt Gustafsson
By Defenseman
5 Sylvain Cote
Kevin Hatcher
4 Calle Johansson

MOST GAME-WINNING GOALS
107 Alex Ovechkin
73 Peter Bondra
54 Mike Gartner
By Defenseman
24 Kevin Hatcher
20 Mike Green
19 Sergei Gonchar

MOST OVERTIME GOALS
22 Alex Ovechkin
8 Nicklas Backstrom
8 Mike Green
By Defenseman
8 Mike Green

MOST HAT TRICKS
23 Alex Ovechkin
19 Peter Bondra
13 Mike Gartner
By Defenseman
1 Sergei Gonchar
Kevin Hatcher

BEST PLUS-MINUS RATING
+120 Nicklas Backstrom
+116 Rod Langway
+94 Alex Ovechkin

MOST PENALTY MINUTES
2003 Dale Hunter
1628 Scott Stevens
1220 Craig Berube
By Defenseman
1628 Scott Stevens
1035 Brendan Witt
999 Kevin Hatcher

GOALTENDER – CAREER

MOST SEASONS
16 Olie Kolzig
9 Braden Holtby

MOST GAMES PLAYED
711 Olie Kolzig
420 Braden Holtby
269 Don Beaupre

MOST MINUTES
41,261 Olie Kolzig
24,085 Braden Holtby
15,186 Don Beaupre

MOST WINS
301 Olie Kolzig
257 Braden Holtby
128 Don Beaupre

MOST LOSSES
293 Olie Kolzig
108 Braden Holtby
96 Don Beaupre

MOST TIES
63 Olie Kolzig
27 Don Beaupre
21 Bernie Wolfe

HIGHEST POINT PERCENTAGE
.694 Jose Theodore (62-24-12)
.684 Braden Holtby (257-108-40)
.655 Semyon Varlamov (30-13-12)

MOST SHUTOUTS
35 Olie Kolzig
35 Braden Holtby
14 Jim Carey

LOWEST GAA
2.29 Philipp Grubauer
2.37 Jim Carey
2.47 Braden Holtby

MOST GOALS AGAINST
1,860 Olie Kolzig
991 Braden Holtby
773 Don Beaupre

HIGHEST SAVE PERCENTAGE
.923 Philipp Grubauer
.918 Braden Holtby
.917 Semyon Varlamov

MOST SHOTS FACED
19,873 Olie Kolzig
12,101 Braden Holtby
6,809 Don Beaupre

MOST SAVES MADE
18,013 Olie Kolzig
11,110 Braden Holtby
6,036 Don Beaupre

MOST ASSISTS
17 Olie Kolzig
10 Braden Holtby
9 Mike Palmateer

MOST PENALTY MINUTES
114 Don Beaupre
107 Olie Kolzig
44 Al Jensen

INDIVIDUAL – SEASON

MOST POINTS
136 Dennis Maruk (1981-82)
112 Alex Ovechkin (2007-08)
110 Alex Ovechkin (2008-09)
By Defenseman
81 Larry Murphy (1986-87)
By Rookie
106 Alex Ovechkin (2005-06)
69 Nicklas Backstrom (2007-08)

MOST GOALS
65 Alex Ovechkin (2007-08)
60 Dennis Maruk (1981-82)
56 Alex Ovechkin (2008-09)
By Defenseman
34 Kevin Hatcher (1992-93)
By Rookie
52 Alex Ovechkin (2005-06)
At Home
34 Alex Ovechkin (2008-09)
32 Alex Ovechkin (2007-08)
On Road
33 Alex Ovechkin (2007-08)

MOST ASSISTS
76 Dennis Maruk (1981-82)
69 Adam Oates (2000-01)
68 Nicklas Backstrom (2009-10)
By Defenseman
61 Scott Stevens (1988-89)
By Rookie
55 Nicklas Backstrom (2007-08)

MOST POWER-PLAY GOALS
25 Alex Ovechkin (2014-15)
24 Alex Ovechkin (2013-14)
22 Alex Ovechkin (2007-08)
Peter Bondra (2000-01)
By Defenseman
18 Mike Green (2008-09)
16 Scott Stevens (1984-85)
By Rookie
21 Alex Ovechkin (2005-06)

MOST SHORTHANDED GOALS
7 Mike Gartner (1986-87)

By Defenseman
2 Six times; most recent Sylvain Cote (1993-94)
By Rookie
4 Jeff Halpern (1999-00)

MOST GAME-WINNING GOALS
13 Peter Bondra (1997-98)
11 Alex Ovechkin (2014-15)
Alex Ovechkin (2010-11)
Alex Ovechkin (2007-08)
Mike Gartner (1984-85)
By Defenseman
6 Kevin Hatcher (1992-93)
By Rookie
5 Alex Ovechkin (2005-06)
Chris Valentine (1981-82)

MOST OVERTIME GOALS
3 Alex Ovechkin (2017-18)
Alex Ovechkin (2013-14)
Alex Ovechkin (2010-11)
Mike Green (2007-08)

HIGHEST SHOOTING PERCENTAGE (min. 50 games)
26.7 Mathieu Perreault (2011-12)
26.3 Craig Laughlin (1985-86)
26.2 Wes Jarvis (1979-80)

MOST PENALTY MINUTES
339 Alan May (1989-90)
305 Craig Berube (1993-94)
291 Neil Sheehy (1989-90)
By Defenseman
291 Neil Sheehy (1989-90)
By Rookie
339 Alan May (1989-90)

BEST PLUS-MINUS RATING
+50 Jeff Schultz (2009-10)
+45 Alex Ovechkin (2009-10)
+39 Mike Green (2009-10)

MOST SHOTS ON GOAL
528 Alex Ovechkin (2008-09)
446 Alex Ovechkin (2007-08)
425 Alex Ovechkin (2005-06)

MOST HAT TRICKS
4 Four times; most recent Alexander Semin (2010-11)
By Defenseman
1 Sergei Gonchar (1999-00)
Kevin Hatcher (1992-93)
By Rookie
2 Tony White (1975-76)
1 Seven times; most recent Alex Ovechkin (2005-06)

MOST CONSECUTIVE GAMES WITH A POINT
17 Mike Gartner, 10/13/84 to 11/21/84, 12-16-28
Mike Gartner, 2/26/81 to 4/2/81, 17-7-24
By Defenseman
10 Al Iafrate, 11/25/92 to 12/12/92, 8-14-22
Robert Picard, 12/17/78 to 1/9/79, 7-12-19
By Rookie
11 Alex Ovechkin, 3/18/06 to 4/7/06, 5-12-17

MOST CONSECUTIVE GAMES WITH A POINT TO BEGIN A CAREER
8 Alex Ovechkin, 10/5/05 to 10/20/05, 6-4-10

MOST CONSECUTIVE GAMES WITH A GOAL
9 Mike Gartner, 1/17/87 to 2/1/87, 12 goals
Alan Haworth, 10/25/85 to 11/12/85, 11 goals
By Defenseman
8 Mike Green, 1/27/09 to 2/14/09, 10 goals
By Rookie
7 Alex Ovechkin, 2/10/06 to 3/8/06, 8 goals

MOST CONSECUTIVE GAMES WITH AN ASSIST
11 Adam Oates, 2/6/02 to 3/10/02, 13 assists

MOST CONSECUTIVE GAMES PLAYED
542 Karl Alzner, 2/11/10 to 4/9/17

GOALTENDER – SEASON

MOST GAMES PLAYED
73 Braden Holtby (2014-15)
73 Olie Kolzig (1999-00)
72 Olie Kolzig (2000-01)

MOST MINUTES
4,371 Olie Kolzig (1999-00)
4,279 Olie Kolzig (2000-01)
4,247 Braden Holtby (2014-15)

MOST WINS
48 Braden Holtby (2015-16)
42 Braden Holtby (2016-17)
41 Braden Holtby (2014-15)
41 Olie Kolzig (1999-00)

MOST LOSSES
36 Ron Low (1974-75)
35 Olie Kolzig (2003-04)
31 Olie Kolzig (1998-99)
Ron Low (1975-76)

Record Book

MOST TIES
11 Olie Kolzig (1999-00)
10 Olie Kolzig (1997-98)
Wayne Stephenson (1979-80)

HIGHEST WINNING PERCENTAGE
.727 Braden Holtby (2015-16)
.666 **Braden Holtby (2016-17)**
.638 **Braden Holtby (2012-13)**

MOST SHUTOUTS
9 Braden Holtby (2014-15)
Braden Holtby (2016-17)
Jim Carey (1995-96)
6 Olie Kolzig (2001-02)

LOWEST GAA (min. 20 games)
2.04 Philipp Grubauer (2016-17)
2.07 Braden Holtby (2016-17)
2.13 Jim Carey (1994-95)

MOST GOALS AGAINST
235 Ron Low (1974-75)
208 Ron Low (1975-76)
206 Olie Kolzig (2005-06)
Dave Parro (1981-82)

HIGHEST SAVE PERCENTAGE (min. 20 games)
.926 Philipp Grubauer (2016-17)
.925 Braden Holtby (2016-17)
.924 Semyon Varlamov (2010-11)

MOST SHOTS FACED
2,044 Braden Holtby (2014-15)
1,987 Olie Kolzig (2005-06)
1,977 Olie Kolzig (2001-02)

MOST SAVES MADE
1,887 Braden Holtby (2014-15)
1,794 Olie Kolzig (1999-00)
1,785 Olie Kolzig (2001-02)

MOST ASSISTS
8 Mike Palmateer (1980-81)
4 Pete Peeters (1986-87)
3 Four times; most recent: Jose Theodore (2008-09)

MOST PENALTY MINUTES
30 Don Beaupre (1991-92)
24 Don Beaupre (1989-90)
22 Al Jensen (1983-84)

MOST CONSECUTIVE GAMES STARTED
25 Braden Holtby, 2/17/15 to 4/11/15 (15-8-1)
22 Wayne Stephenson, 2/23/80 to 4/5/80 (10-8-4)
21 Braden Holtby, 12/2/14 to 1/16/15 (14-3-4)

LONGEST WINNING STREAK
10 Jose Theodore, 1/13/10 to 2/7/10
Pat Riggin, 1/27/84 to 2/18/84

LONGEST UNBEATEN STREAK
23 Jose Theodore, 1/13/10 to 4/9/10 (20-0-3)
22 Braden Holtby, 11/12/15 to 1/14/16 (20-0-2)

LONGEST SHUTOUT STREAK
203:52 Pat Riggin, 1/27/84 to 2/3/84
200:04 Jim Carey, 3/26/96 to 3/31/96
184:04 Jim Carey, 3/18/95 to 3/25/95

INDIVIDUAL – GAME

MOST POINTS
7 Jaromir Jagr, 1/11/03 in a 12-2 win vs. FLA
Dino Ciccarelli, 3/18/89 in an 8-2 win at HFD

At Home
7 Jaromir Jagr, 1/11/03 in a 12-2-win vs. FLA

On Road
7 Dino Ciccarelli, 3/18/89 in an 8-2 win at HFD

By Defenseman
5 Scott Stevens, 12/6/87 in a 10-3 win vs. LA
Greg Theberge, 11/21/81 in a 10-4 win vs. PHI
Robert Picard, 3/8/80 in a 9-5 win vs. HFD

By Rookie
5 Greg Theberge, 11/21/81 in a 10-4 win vs. PHI

MOST GOALS
5 Peter Bondra, 2/5/94 in a 6-3 win vs. TB
Bengt Gustafsson, 1/8/84 in a 7-1 win at PHI
4 21 times; most recent **Alex Ovechkin, 10/7/17 in a 6-1 win vs. MTL**

At Home
5 Peter Bondra, 2/5/94 in a 6-3 win vs. TB

On Road
5 Bengt Gustafsson, 1/8/84 in a 7-1 win at PHI

By Defenseman
3 Sergei Gonchar, 1/4/00 in a 6-1 win vs. MTL
Kevin Hatcher, 1/13/93 in a 5-4 loss at NYR

By Rookie
4 Jaroslav Svejkovsky, 4/13/97 in an 8-3 win at BUF
Chris Valentine, 2/27/82 in a 7-1 win vs. HFD
Bob Carpenter, 2/25/82 in a 9-1 win vs. STL

MOST ASSISTS
6 Mike Ridley, 1/7/89 in a 6-3 win vs. CHI

By Defenseman
5 Scott Stevens, 12/6/87 in a 10-3 win vs. LA

By Rookie
4 Nicklas Backstrom, 1/21/08 in a 6-5 SO win at PIT
Nicklas Backstrom, 1/19/08 in a 5-3 win vs. FLA
Rolf Edberg, 3/10/79 in a 7-5 win vs. STL

MOST PENALTY MINUTES
35 Todd Krygier, 1/26/91 in a 6-4 win vs. PIT

MOST SAVES
52 Olie Kolzig, 3/3/00 in a 2-2 tie vs. DET
Michel Belhumeur, 12/7/74 in an 8-2 loss at STL

INDIVIDUAL – PERIOD

MOST POINTS
5 Dennis Maruk, 3/5/82 in an 8-6 win vs. CGY

MOST GOALS
4 Peter Bondra, 2/5/94 in a 6-3 win vs. TB

MOST ASSISTS
4 Six times; most recent Adam Oates, 1/6/98 in a 5-3 win vs. TOR

MOST PENALTY MINUTES
35 Todd Krygier, 1/26/92 in a 6-4 win vs. PIT

ALL CAPS

PLAYOFF HISTORY

2018 Stanley Cup Timeline

Eastern Conference Quarterfinal - Capitals Defeat Blue Jackets, 4-2

Game 3: Eller's Double OT Winner Secures Caps' First Postseason Win

After dropping the first two games of their first-round series against the Columbus Blue Jackets, the Capitals responded in Game 3 at Nationwide Arena. Lars Eller scored the game-winning goal nine minutes into double overtime and Braden Holtby made 33 saves as the Capitals earned a 3-2 win. The Capitals successfully killed all four Columbus power plays, including a full two-minute man-advantage in the first overtime. Eller's first career postseason OT winner secured the first of four consecutive Washington wins. Alex Ovechkin had two assists in his 100th career Stanley Cup playoff game.

Game 4: Caps No. 1 Line Shines

Evgeny Kuznetsov had a goal and three assists, while Alex Ovechkin and Tom Wilson had a goal and an assist each as the Capitals beat the Blue Jackets 4-1 in Game 4. The series would return to D.C. tied at two games apiece.

Game 5: Backstrom Delivers in OT, Gives Capitals 3-2 Series Lead

Nicklas Backstrom scored his first two goals of the postseason, including the overtime winner as the Capitals beat Columbus 4-3 in OT in Game 5. Backstrom's deflection of a Dmitry Orlov point shot at 11:53 of overtime gave him his franchise-record fourth career postseason OT winner. It also provided the Capitals with a 3-2 series lead.

Game 6: Capitals Eliminate Columbus, Book Rematch with Penguins

In a span of just over five-and-a-half minutes in Game 6 against Columbus, Alex Ovechkin scored an even-strength goal, drew a penalty and scored on the ensuing power play. Ovechkin's sequence late in the second period helped break a 1-1 tie and give Washington a 3-1 lead heading into the second intermission. Devante Smith-Pelly would add the eventual game-winning goal in the third period, while Chandler Stephenson became the first rookie in team history to score a postseason shorthanded goal. The Capitals beat Columbus 6-3 in Game 6 and became the first team in NHL history to win a series after dropping the first two games in overtime.

2018 Stanley Cup Timeline

Eastern Conference Semifinal - Capitals Defeat Penguins, 4-2

Game 2: Caps Erase Series Deficit vs. Pittsburgh

The Capitals responded after dropping their series opener in Round 2 against Pittsburgh with a convincing 4-1 win in Game 2. Alex Ovechkin scored 86 seconds into the first period and rookie Jakub Vrana scored the game-winning goal as the Capitals evened the series at a game apiece.

Game 3: Ovechkin's Late Winner Gives Caps Series Lead

In what may go down as one of the biggest goals of his career, Alex Ovechkin capped off a 2-on-1 rush with Nicklas Backstrom with 1:07 remaining in regulation and beat Matt Murray to secure a 4-3 Capitals win in Game 3. Pittsburgh had built a 3-2 lead through two periods, but Matt Niskanen tied the score 5:06 into the third before Ovechkin and Backstrom teamed up to complete the comeback. Ovechkin's goal came at the end of a 1:26 shift – his longest even-strength shift of the game – and gave Washington a 2-1 series lead.

Game 5: Vrana Provides Third Period Spark

With the Capitals trailing Pittsburgh 3-2 heading into the third period of a critical Game 5 at home, rookie Jakub Vrana joined Alex Ovechkin and Evgeny Kuznetsov on the No.1 line. Pittsburgh had command of the second period, scoring twice and outshooting Washington 18-5. The Capitals needed a spark. Vrana and the newly-configured top line provided one. In the opening minute of the most important period of their season, Vrana sprung Kuznetsov for the game-tying goal on a breakaway. Vrana later scored the go-ahead marker on a feed from Ovechkin with 4:38 remaining. Although the Capitals lost Nicklas Backstrom with an injury in the third, they won 6-3 and took a 3-2 series lead.

Game 6: Kuznetsov Nets OT Winner; Sends Caps to Eastern Conference Final

Despite missing three of their top-six forwards for Game 6 in Pittsburgh – Nicklas Backstrom, Andre Burakovsky and Tom Wilson were all out – the undermanned Capitals beat the Penguins 2-1 in overtime. Washington dressed a franchise-record five rookies in Game 6, including two – Travis Boyd and Nathan Walker – who made their NHL postseason debut. That didn't keep the Capitals from eliminating the two-time defending Stanley Cup champions. Alex Chiasson opened the scoring on a pass from Walker in the second period, before Alex Ovechkin fed Evgeny Kuznetsov for the game-winner in OT. For the first time in 20 years, the Capitals advanced to the Eastern Conference Final.

2018 Stanley Cup Timeline

Eastern Conference Final - Capitals Defeat Lightning, 4-3

Game 1: Caps Draw First Blood in Tampa Bay

The Capitals opened the Eastern Conference Final with a 4-2 win in Game 1 in Tampa Bay. Alex Ovechkin had a power-play goal and an assist in his Eastern Conference Final debut while Jay Beagle, Michal Kempny and Lars Eller also scored as the Capitals built a 4-0 lead in the second period. Game 1 could have turned late in the first period when Tampa Bay's Nikita Kucherov appeared to tie the score 1-1. Instead, the Lightning were penalized for having too many men on the ice. The goal was erased and Washington received a power play. Two seconds into the ensuing man advantage, Ovechkin gave the Capitals a 2-0 lead.

Game 2: Caps Continue Road Success

With Nicklas Backstrom missing a third consecutive game due to injury, centers Evgeny Kuznetsov and Lars Eller had a goal and two assists each as the Capitals beat the Lightning 6-2 to take a 2-0 series lead. Alex Ovechkin, Tom Wilson, Brett Connolly and Devante Smith-Pelly also scored as the Capitals improved to 7-1 on the road in the postseason. John Carlson had two assists to establish a franchise record for most points in a single postseason by a defenseman (13).

Game 6: Holtby Blanks Bolts

Facing elimination for the first time in the 2018 Stanley Cup Playoffs, T.J. Oshie scored twice and Braden Holtby made 24 saves as the Capitals beat the Lightning 3-0 in Game 6. The Capitals controlled possession but were also physical, outhitting the Lightning 39-19. Brooks Orpik and Tom Wilson led the Capitals with six hits each.

Game 7: Holtby Earns Another Shutout; Caps Advance to Cup Final

Alex Ovechkin opened the scoring just 62 seconds into the first period and Braden Holtby made 29 saves as the Capitals beat the Lightning 4-0 in Game 7. With the win, the Capitals advanced to the Stanley Cup Final for the first time since 1998. Holtby stopped the final 61 shots he faced against Tampa Bay and ended the series with a shutout streak of 157:13. Andre Burakovsky added a pair of insurance markers in the second period and joined Dale Hunter (1988) as the only Capitals to score two goals in a Game 7. Evgeny Kuznetsov picked up an assist and established a Capitals postseason record by extending his point streak to 10 games.

2018 Stanley Cup Timeline

Stanley Cup Final - Capitals Defeat Golden Knights, 4-1

Game 2: Orpik Nets Winner; Capitals Earn First Win in Stanley Cup Final

Capitals leading-scorer Evgeny Kuznetsov left Game 2 late in the first period due to injury, but Lars Eller was among those who picked up the slack. Eller factored in all of Washington's scoring with a goal and two assists as the Capitals beat Vegas 3-2 to even the Cup Final at a game apiece. Alex Ovechkin scored a power-play goal and Brooks Orpik emerged as the unlikely game-winning goal scorer. Orpik broke a personal 220-game goalless drought midway through the second period. Braden Holtby made 37 saves, none bigger than his sprawling paddle stop on Alex Tuch with two minutes remaining in regulation to preserve Washington's one-goal lead.

Game 3: Capitals Take Series Lead in Cup Final

Alex Ovechkin and Evgeny Kuznetsov both scored first-period goals while Devante Smith-Pelly added an insurance tally in the third as the Capitals beat the Golden Knights 3-1 in Game 3. The win gave the Capitals their first ever Stanley Cup Final victory on home ice and a 2-1 series lead. Ovechkin scored 1:10 into the first period, tying John Druce's franchise record with his 14th goal of the playoffs.

Game 4: Balanced Attack Puts Capitals on Verge of Cup Win

Six different Capitals scored and Evgeny Kuznetsov had four assists as Washington beat Vegas 6-2 in Game 4 of the Stanley Cup Final. Kuznetsov became the 12th player in NHL history and the first since Joe Sakic in 1996 to record four assists in a game in the Stanley Cup Final. T.J. Oshie, Tom Wilson and Devante Smith-Pelly all scored in the first period while John Carlson added a power-play tally in the second. Michal Kempny and Brett Connolly also scored for the Capitals, who dominated the special teams battle going 4-for-4 on the penalty kill and 3-for-5 on the power play.

Game 5: Capitals Rally Once More; Win the Stanley Cup

The Capitals earned the first Stanley Cup title in franchise history with a 4-3 win in Game 5 at T-Mobile Arena. Vegas led 3-2 at the second intermission, but Devante Smith-Pelly and Lars Eller scored in the third period to secure the Capitals' comeback win. Smith-Pelly's seven goals in the playoffs matched his entire total from the regular season. He capped off the Stanley Cup Final on a three-game goal scoring streak. Jakub Vrana and Alex Ovechkin also scored in the Cup-clinching win. Ovechkin's 15th goal of the playoffs established a new franchise record. John Carlson added an assist to become the Capitals all-time postseason leading scorer among defensemen (55 points in 100 games). The Capitals, who clinched all four series on the road, tied a League record with 10 road wins in the playoffs. They also joined the 1991 Penguins as the only teams to win the Stanley Cup despite trailing in all four series.

Playoff History

YEAR-BY-YEAR PLAYOFF RECORDS

Year	Series	W	L	GP	W	L	GF	GA	Result
2018-19	1	0	1	7	3	4	20	21	Reached First Round
2017-18	**4**	**4**	**0**	**24**	**16**	**8**	**86**	**61**	**Won Stanley Cup**
2016-17	2	1	1	13	7	6	36	36	Reached Second Round
2015-16	2	1	1	12	6	6	29	22	Reached Second Round
2014-15	2	1	1	14	7	7	28	28	Reached Second Round
2012-13	1	0	1	7	3	4	12	16	Reached ECQF
2011-12	2	1	1	14	7	7	29	30	Reached ECSF
2010-11	2	1	1	9	4	5	23	24	Reached ECSF
2009-10	1	0	1	7	3	4	22	20	Reached ECQF
2008-09	2	1	1	14	7	7	41	38	Reached ECSF
2007-08	1	0	1	7	3	4	20	23	Reached ECQF
2002-03	1	0	1	6	2	4	15	14	Reached ECQF
2000-01	1	0	1	6	2	4	10	14	Reached ECQF
1999-00	1	0	1	5	1	4	8	17	Reached ECQF
1997-98	4	3	1	21	12	9	53	44	Reached SCF
1995-96	1	0	1	6	2	4	17	21	Reached ECQF
1994-95	1	0	1	7	3	4	26	29	Reached ECQF
1993-94	2	1	1	11	5	6	32	32	Reached ECSF
1992-93	1	0	1	6	2	4	22	23	Reached DSF
1991-92	1	0	1	7	3	4	27	25	Reached DSF
1990-91	2	1	1	11	5	6	29	35	Reached DF
1989-90	3	2	1	15	8	7	49	48	Reached CF
1988-89	1	0	1	6	2	4	19	25	Reached DSF
1987-88	2	1	1	14	7	7	54	50	Reached DF
1986-87	1	0	1	7	3	4	19	19	Reached DSF
1985-86	2	1	1	9	5	4	36	24	Reached DF
1984-85	1	0	1	5	2	3	12	14	Reached DSF
1983-84	2	1	1	8	4	4	28	25	Reached DF
1982-83	1	0	1	4	1	3	11	19	Reached DSF
29-Year Totals	**48**	**20**	**28**	**282**	**135**	**147**	**813**	**797**	

ALL-TIME PLAYOFF RECORD VS. OPPONENTS – SERIES

Opponent	Series	W	L	Last Meeting	Round	Result
Boston	3	2	1	2011-12	ECQF	W, 4-3
Buffalo	1	1	0	1997-98	ECF	W, 4-2
Carolina	1	0	1	2018-19	ECFR	L, 3-4
Columbus	1	1	0	2017-18	ECFR	W, 4-2
Detroit	1	0	1	1997-98	SCF	L, 0-4
Montreal	1	0	1	2009-10	ECQF	L, 3-4
New Jersey	2	1	1	1989-90	ECQF	W, 4-2
NY Islanders	7	2	5	2014-15	ECFR	W, 4-3
NY Rangers	9	4	5	2014-15	ECSR	L, 3-4
Ottawa	1	1	0	1997-98	ECSF	W, 4-1
Philadelphia	5	3	2	2015-16	ECFR	W, 4-2
Pittsburgh	11	2	9	2017-18	ECSR	W, 4-2
Tampa Bay	3	1	2	2017-18	ECF	W, 4-3
Toronto	1	1	0	2016-17	ECFR	W, 4-2
Vegas	1	1	0	2017-18	SCF	W, 4-1

ALL-TIME PLAYOFF RECORD VS. OPPONENTS – GAMES

	TOTAL					HOME					AWAY				
Opponent	GP	W	L	GF	GA	GP	W	L	GF	GA	GP	W	L	GF	GA
Boston	17	8	9	37	43	8	2	6	17	25	9	6	3	20	18
Buffalo	6	4	2	13	11	3	1	2	4	6	3	3	0	9	5
Carolina	7	3	4	20	21	4	3	1	17	9	3	0	3	3	12
Columbus	6	4	2	24	18	3	1	2	11	12	3	3	0	13	6
Detroit	4	0	4	7	13	2	0	2	2	6	2	0	2	5	7
Montreal	7	3	4	22	20	4	1	3	10	12	3	2	1	12	8
New Jersey	13	7	6	44	43	7	3	4	15	17	6	4	2	29	26
NY Islanders	37	16	21	104	114	20	10	10	57	61	17	6	11	47	53
NY Rangers	55	28	27	144	134	27	18	9	69	53	28	10	18	75	81
Ottawa	5	4	1	18	7	3	3	0	13	3	2	1	1	5	4
Philadelphia	29	16	13	99	84	16	10	6	53	45	13	6	7	46	39
Pittsburgh	68	28	40	195	214	35	16	19	91	98	32	12	21	104	116
Tampa Bay	17	6	11	48	45	8	1	7	16	24	9	5	4	32	21
Toronto	6	4	2	18	16	3	2	1	8	7	3	2	1	10	9
Vegas	5	4	1	20	14	2	2	0	9	3	2	2	1	11	11
Totals	**281**	**135**	**147**	**813**	**797**	**145**	**73**	**72**	**392**	**381**	**137**	**62**	**75**	**421**	**416**

PLAYOFF RECORDS BY GAME

GAME 1: 28-20 Home: 19-11 Road: 9-9

GAME 2: 25-23 Home: 16-13 Road: 9-10
When Leading, 1-0: 13-15
When Trailing, 0-1: 12-8

GAME 3: 18-30 Home: 5-13 Road: 13-17
When Leading, 2-0: 4-9
When Tied, 1-1: 11-16
When Trailing, 0-2: 3-5

GAME 4: 23-23 Home: 11-8 Road: 12-15
When Leading, 3-0: 0-1
When Leading, 2-1: 12-10
When Trailing, 1-2: 9-9
When Trailing, 0-3: 2-3

GAME 5: 19-23 Home: 14-13 Road: 5-10
When Leading, 3-1: 4-9
When Tied, 2-2: 9-10
When Trailing, 1-3: 6-4

GAME 6: 17-16 Home: 5-5 Road: 12-11
When Leading, 3-2: 9-9
When Trailing 2-3: 8-7

GAME 7: 5-12 Home: 3-9 Road: 2-3

All-Time Playoff Scoring

	Player	GP	G	A	PTS	PIM	PPG	SH	GW
1.	**Alex Ovechkin***	**128**	**65**	**61**	**126**	**73**	**24**	**0**	**9**
2.	**Nicklas Backstrom***	**123**	**36**	**70**	**106**	**58**	**9**	**0**	**7**
3.	Dale Hunter	100	25	47	72	372	11	0	2
4.	**John Carlson***	**107**	**18**	**42**	**60**	**42**	**12**	**0**	**1**
	Mike Ridley	76	19	41	60	40	3	1	2
6.	**Evgeny Kuznetsov***	**70**	**24**	**33**	**57**	**42**	**4**	**0**	**4**
7.	Peter Bondra	73	30	26	56	54	13	0	6
8.	Michal Pivonka	95	19	36	55	86	5	1	1
9.	Calle Johansson	95	12	42	54	42	4	0	1
10.	Scott Stevens	67	9	44	53	180	4	0	2
11.	Kevin Hatcher	83	16	32	48	224	4	2	1
12.	Kelly Miller	100	17	30	47	59	1	4	2
13.	**T.J. Oshie***	**53**	**19**	**26**	**45**	**50**	**10**	**0**	**5**
14.	Mike Gartner	47	16	27	43	61	4	0	1
15.	Joseph Juneau	44	13	28	41	22	3	1	5
16.	Dave Christian	49	17	19	36	17	4	0	1
17.	Mike Green	71	9	26	35	75	6	0	2
	Dino Ciccarelli	32	21	14	35	54	8	0	3
19.	Alexander Semin	51	15	19	34	46	5	0	4
20.	Brooks Laich	65	10	22	32	26	2	0	1
21.	Sergei Gonchar	51	13	18	31	48	5	1	3
22.	Marcus Johansson	69	9	21	30	6	2	0	2
23.	Bengt-Ake Gustafsson	32	9	19	28	16	6	0	1
24.	**Lars Eller***	**44**	**8**	**18**	**26**	**30**	**1**	**0**	**3**
	Dmitri Khristich	45	9	17	26	33	4	0	1
	Larry Murphy	42	9	17	26	51	5	0	2
	Jason Chimera	63	12	14	26	30	0	0	6
28.	**Tom Wilson***	**69**	**11**	**14**	**25**	**105**	**1**	**0**	**1**
29.	Robert Gould	50	12	12	24	50	1	2	1
30.	Bobby Carpenter	32	10	13	23	53	3	0	1
31.	Matt Niskanen*	70	2	20	22	33	1	0	0
32.	John Druce	34	16	4	20	32	9	1	5
	Sylvain Cote	40	6	14	20	30	1	0	0
	Adam Oates	32	6	14	20	12	1	1	1
	Geoff Courtnall	21	6	14	20	44	2	0	2
36.	Jay Beagle*	85	8	11	19	26	1	0	2
	Alan Haworth	32	8	11	19	24	2	0	1
38.	Andre Burakovsky*	56	9	9	18	12	0	0	1
	Joel Ward	35	5	13	18	14	1	0	2
	Rod Langway	78	2	16	18	55	1	0	1
41.	Steve Konowalchuk	39	5	12	17	44	2	2	0
42.	**Dmitry Orlov***	**55**	**2**	**14**	**16**	**12**	**0**	**0**	**0**
	Justin Williams	25	6	10	16	20	1	0	1
	Al Iafrate	23	11	5	16	40	4	0	2
	Gaetan Duchesne	33	10	6	16	39	0	1	1
	Andrei Nikolishin	32	1	15	16	18	1	0	0
47.	Brian Bellows	21	6	7	13	6	2	0	1
	Gregory Adams	36	2	11	13	132	1	0	0
	Sergei Fedorov	21	2	11	13	20	0	0	1
50.	Tom Poti	27	2	10	12	17	1	0	0
	Todd Krygier	35	8	4	12	36	0	1	2
	Stephen Leach	44	6	6	12	28	1	0	1
53.	Brooks Orpik*	64	2	9	11	44	0	0	2
	Brett Connolly*	38	8	3	11	12	1	0	0
	Karl Alzner	64	3	8	11	16	0	0	1
	Matt Bradley	37	3	8	11	8	0	1	1
	Mike Knuble	24	6	5	11	20	1	1	0
58.	Richard Zednik	22	7	3	10	21	2	0	0
	Craig Laughlin	27	6	4	10	18	1	0	4
60.	Troy Brouwer	35	3	6	9	28	1	0	1
	Keith Jones	26	4	5	9	75	1	0	0
	Viktor Kozlov	21	4	5	9	8	0	0	1

	Player	GP	G	A	PTS	PIM	PPG	SH	GW
	Jeff Halpern	19	4	5	9	23	2	0	2
64.	**Jakub Vrana***	**30**	**3**	**5**	**8**	**8**	**1**	**0**	**2**
	Devante Smith-Pelly*	27	7	1	8	12	0	0	2
	John Tucker	12	1	7	8	0	0	0	0
67.	**Chandler Stephenson***	**30**	**2**	**5**	**7**	**10**	**0**	**1**	**0**
	John Erskine	39	1	6	7	32	0	0	0
	David Steckel	24	4	3	7	8	0	0	1
	Robert Rouse	21	4	3	7	51	1	0	0
	Joseph Reekie	48	3	4	7	57	0	1	1
	Doug Jarvis	17	3	4	7	8	0	0	0
	Jaromir Jagr	6	2	5	7	2	1	0	0
74.	Kevin Shattenkirk	13	1	5	6	6	1	0	1
	Eric Fehr	33	5	1	6	10	0	0	0
	Esa Tikkanen	21	3	3	6	20	1	0	0
	Dave Tippett	17	2	4	6	8	0	0	0
	Garry Galley	15	2	4	6	13	0	0	0
	Michael Eagles	25	1	5	6	8	0	0	0
	Yvon Corriveau	18	1	5	6	32	0	0	0
	Jason Arnott	9	1	5	6	2	1	0	0
82.	**Michal Kempny***	**24**	**2**	**3**	**5**	**10**	**0**	**0**	**0**
	Nate Schmidt	21	1	4	5	6	0	0	0
	Tomas Fleischmann	22	3	2	5	10	1	0	1
	Michael Nylander	9	3	2	5	10	1	0	1
	Bryan Erickson	8	2	3	5	7	1	0	0
	Pat Elynuik	6	2	3	5	19	0	0	0
	Boyd Gordon	36	1	4	5	10	0	1	0
89.	Mathieu Perreault	11	1	3	4	0	0	0	0
	Brendan Witt	31	4	0	4	26	1	0	0
	Chris Simon	28	3	1	4	54	0	0	0
	Timothy Bergland	26	2	2	4	22	0	0	0
	Pat Peake	13	2	2	4	20	2	0	0
	David Poulin	13	2	2	4	19	0	0	0
	Dainius Zubrus	12	2	2	4	6	1	0	0
	Randy Burridge	17	1	3	4	12	0	0	0
	Roman Hamrlik	14	1	3	4	12	0	0	0
	Glen Currie	12	1	3	4	4	0	0	0
	Andrew Brunette	6	1	3	4	0	0	0	0
	Philip Housley	18	0	4	4	4	0	0	0
	Trevor Linden	6	0	4	4	14	0	0	0
102.	**Braden Holtby***	**89**	**0**	**3**	**3**	**6**	**0**	**0**	**0**
	Lou Franceschetti	33	2	1	3	83	0	0	1
	Gregory Smith	25	2	1	3	43	0	1	0
	Robert Joyce	14	2	1	3	9	0	0	0
	John Barrett	9	2	1	3	35	0	0	1
	Robert Lang	6	2	1	3	2	0	0	1
	Alan May	39	1	2	3	80	0	0	1
	Ken Klee	34	1	2	3	38	0	0	0
	Mark Tinordi	28	1	2	3	60	0	0	0
	Michael Lalor	10	1	2	3	22	0	0	0
	Marco Sturm	9	1	2	3	4	1	0	0
	Jorgen Pettersson	8	1	2	3	2	1	0	0
	Dennis Wideman	14	0	3	3	2	0	0	0
115.	Alex Chiasson*	16	1	1	2	4	0	0	0
	Milan Jurcina	21	2	0	2	18	0	1	0
	Peter Sundstrom	14	2	0	2	6	0	1	1
	Matt Hendricks	21	1	1	2	10	0	0	0
	Nick Kypreos	16	1	1	2	53	0	0	0
	Donald Brashear	11	1	1	2	18	0	0	0
	John Slaney	11	1	1	2	2	1	0	0
	Mike Ribeiro	7	1	1	2	10	0	0	1
	Joe Corvo	7	1	1	2	4	0	0	0
	Mike Grier	6	1	1	2	2	0	0	0

All-Time Playoff Scoring

	Player	GP	G	A	PTS	PIM	PPG	SH	GW
	Dennis Maruk	4	1	1	2	2	0	0	0
	Shaone Morrisonn	26	0	2	2	16	0	0	0
	Brian Pothier	13	0	2	2	8	0	0	0
	James Johnson	13	0	2	2	14	0	0	0
	Ulf Dahlen	11	0	2	2	4	0	0	0
	Darren Veitch	10	0	2	2	19	0	0	0
	Paul Cavallini	6	0	2	2	18	0	0	0
	Kip Miller	5	0	2	2	2	0	0	0
	Brian Engblom	4	0	2	2	2	0	0	0
	Jeff Brown	2	0	2	2	0	0	0	0
	Keith Aucoin	14	0	2	2	2	0	0	0
136.	**Nic Dowd**	**7**	**1**	**0**	**1**	**6**	**0**	**0**	**0**
	Carl Hagelin	**7**	**0**	**1**	**1**	**0**	**0**	**0**	**0**
	Christian Djoos*	**25**	**0**	**1**	**1**	**4**	**0**	**0**	**0**
	Nathan Walker*	1	0	1	1	0	0	0	0
	Jakub Jerabek*	2	0	1	1	2	0	0	0
	Taylor Chorney	7	0	1	1	4	0	0	0
	Tim Gleason	14	0	1	1	5	0	0	0
	Curtis Glencross	10	1	0	1	2	0	0	0
	Jack Hillen	7	0	1	1	6	0	0	0
	Steve Oleksy	7	0	1	1	4	0	0	0
	Craig Berube	38	1	0	1	90	0	0	1
	Grant Ledyard	14	1	0	1	30	0	0	0
	Shawn Anderson	14	1	0	1	12	0	0	0
	Gary Sampson	12	1	0	1	0	0	0	0
	Chris Clark	8	1	0	1	8	0	0	0
	Edward Kastelic	6	1	0	1	32	1	0	0
	Steve Eminger	5	1	0	1	2	0	0	0
	Jason Woolley	4	1	0	1	4	0	0	1
	Kenneth Houston	4	1	0	1	4	0	0	0
	Robert Pearson	3	1	0	1	17	0	0	1
	Grant Martin	1	1	0	1	2	0	0	0
	Neil Sheehy	21	0	1	1	130	0	0	0
	Al Jensen	12	0	1	1	4	0	0	0
	Scott Hannan	9	0	1	1	2	0	0	0
	David Shand	8	0	1	1	13	0	0	0
	Paul MacDermid	7	0	1	1	22	0	0	0
	Eric Belanger	7	0	1	1	4	0	0	0
	Brad Schlegel	7	0	1	1	2	0	0	0
	John Blum	6	0	1	1	4	0	0	0
	Sergei Berezin	6	0	1	1	0	0	0	0
	Jason Doig	6	0	1	1	6	0	0	0
	Brendan Morrison	5	0	1	1	2	0	0	0
	Mike McEwen	5	0	1	1	4	0	0	0
	Peter Andersson	5	0	1	1	2	0	0	0
	Greg Theberge	4	0	1	1	0	0	0	0
	Stewart Holt	4	0	1	1	20	0	0	0
	Tyler Sloan	4	0	1	1	0	0	0	0
	Ivan Ciernik	2	0	1	1	6	0	0	0
	Christohpher Felix	2	0	1	1	0	0	0	0
	Don Beaupre	36	0	1	1	4	0	0	0
176.	**Nick Jensen**	**7**	**0**	**0**	**0**	**2**	**0**	**0**	**0**
	Jonas Siegenthaler	**4**	**0**	**0**	**0**	**2**	**0**	**0**	**0**
	Shane Gersich*	**2**	**0**	**0**	**0**	**0**	**0**	**0**	**0**
	Travis Boyd*	**2**	**0**	**0**	**0**	**0**	**0**	**0**	**0**

Player	GP	G	A	PTS	PIM	PP	SH	GW
Daniel Winnik	25	0	0	0	4	0	0	0
Trent Whitfield	14	0	0	0	12	0	0	0
Timo Blomqvist	13	0	0	0	24	0	0	0
Mike Richards	12	0	0	0	4	0	0	0
David Jensen	11	0	0	0	2	0	0	0
Ken Sabourin	11	0	0	0	34	0	0	0
Joseph Sacco	11	0	0	0	6	0	0	0
Rob Zettler	11	0	0	0	2	0	0	0
Rob Murray	9	0	0	0	18	0	0	0
Kevin Kaminski	8	0	0	0	52	0	0	0
Matt Cooke	7	0	0	0	4	0	0	0
Joel Kwiatkowski	6	0	0	0	2	0	0	0
Eric Charron	6	0	0	0	8	0	0	0
Steve Poapst	6	0	0	0	0	0	0	0
Rick Tabaracci	6	0	0	0	4	0	0	0
Stefan Ustorf	5	0	0	0	0	0	0	0
Joe Murphy	5	0	0	0	8	0	0	0
Doug Wickenheiser	5	0	0	0	2	0	0	0
Brian Sutherby	5	0	0	0	10	0	0	0
Michael Latta	4	0	0	0	2	0	0	0
Martin Erat	4	0	0	0	4	0	0	0
Dmitri Mironov	4	0	0	0	4	0	0	0
Todd Nelson	4	0	0	0	0	0	0	0
Kent Paynter	4	0	0	0	10	0	0	0
Bob Mason	4	0	0	0	0	0	0	0
Terry Yake	3	0	0	0	0	0	0	0
Glen Metropolit	3	0	0	0	2	0	0	0
Dwight Schofield	3	0	0	0	14	0	0	0
Scot Kleinendorst	3	0	0	0	0	0	0	0
Jeff Nelson	3	0	0	0	4	0	0	0
Mark Taylor	3	0	0	0	0	0	0	0
Mike Weber	2	0	0	0	0	0	0	0
Andre Hidi	2	0	0	0	0	0	0	0
Milan Novy	2	0	0	0	0	0	0	0
Igor Ulanov	2	0	0	0	4	0	0	0
Jeff Greenlaw	2	0	0	0	21	0	0	0
Christopher Valentine	2	0	0	0	4	0	0	0
Jeff Toms	1	0	0	0	0	0	0	0
Scott Walker	1	0	0	0	0	0	0	0
Mikko Leinonen	1	0	0	0	0	0	0	0
Sean Collins	1	0	0	0	0	0	0	0
Steve Maltais	1	0	0	0	0	0	0	0
Grant Jennings	1	0	0	0	0	0	0	0
Jaroslav Svejkovsky	1	0	0	0	2	0	0	0
Nolan Baumgartner	1	0	0	0	10	0	0	0
Edward Bulley	1	0	0	0	0	0	0	0
Jim McKenzie	1	0	0	0	0	0	0	0
Craig Billington	1	0	0	0	0	0	0	0
Paul Carey	1	0	0	0	0	0	0	0

*Indicates 2018 Stanley Cup Champion

CAREER LEADERS

GAMES PLAYED

1. **Alex Ovechkin 128**
2. **Nicklas Backstrom 123**
3. **John Carlson 107**
4. Dale Hunter 100
   Kelly Miller 100
6. Michal Pivonka 95
   Calle Johansson 95
8. Jay Beagle 85
9. Kevin Hatcher 83
10. Rod Langway 78

GOALS

1. **Alex Ovechkin 65**
2. **Nicklas Backstrom 36**
3. Peter Bondra 30
4. Dale Hunter 25
5. **Evgeny Kuznetsov 24**
6. Dino Ciccarelli 21
7. **T.J. Oshie 19**
   Mike Ridley 19
   Michal Pivonka 19
10. **John Carlson 18**

ASSISTS

1. **Nicklas Backstrom 70**
2. **Alex Ovechkin 61**
3. Dale Hunter 47
4. Scott Stevens 44
5. **John Carlson 42**
   Calle Johansson 42
7. Mike Ridley 41
8. Michal Pivonka 36
9. **Evgeny Kuznetsov 33**
10. Kevin Hatcher 32

PENALTY MINUTES

1. Dale Hunter 372
2. Kevin Hatcher 224
3. Scott Stevens 180
4. Gregory Adams 132
5. Neil Sheehy 130
6. **Tom Wilson 105**
7. Craig Berube 90
8. Michal Pivonka 86
9. Lou Franceschetti 83
10. Alan May 80

POWER-PLAY GOALS

1. **Alex Ovechkin 24**
2. Peter Bondra 13
3. **John Carlson 12**
4. Dale Hunter 11
5. **T.J. Oshie 10**

SHORTHANDED GOALS

1. Kelly Miller 4
2. Kevin Hatcher 2
   Robert Gould 2
   Steve Konowalchuk 2
5. 16 tied with 1

GAME-WINNING GOALS

1. **Alex Ovechkin 9**
2. **Nicklas Backstrom 7**
3. Peter Bondra 6
   Jason Chimera 6
5. T.J. Oshie 5
   Joseph Juneau 5
   John Druce 5

All-Time Playoff Goaltending

PLAYOFF GOALTENDING BY GOALS-AGAINST AVERAGE

Player	GP	MIN	W	L	GA	AVG	SO	SA	PCT
Robert Mason	4	309	2	2	9	1.75	1	143	.937
Braden Holtby*	**89**	**5,531**	**48**	**41**	**193**	**2.09**	**7**	**2,675**	**.928**
Olie Kolzig	45	2,797	20	24	100	2.14	6	1,376	.927
Michal Neuvirth	9	590	4	5	23	2.34	1	261	.912
Semyon Varlamov	19	1,107	10	9	46	2.49	2	542	.915
Byron Dafoe	3	138	0	2	6	2.61	0	42	.857
Rick Tabaracci	6	415	1	5	20	2.89	0	210	.905
Pat Riggin	10	453	2	5	22	2.91	0	120	.876
Cristobal Huet	7	451	3	4	22	2.93	0	242	.909
Don Beaupre	36	1,992	18	15	99	2.98	2	948	.896
Craig Billington	1	20	0	0	1	3.00	0	6	.833
Pete Peeters	30	1,736	15	15	91	3.15	0	817	.888
Al Jensen	12	598	5	5	32	3.21	0	206	.886
Mike Liut	11	555	4	5	32	3.46	0	252	.873
Jose Theodore	4	178	0	2	11	3.71	0	73	.849
Philipp Grubauer*	4	184	1	1	13	4.24	0	79	.835
Jim Carey	10	455	2	5	35	4.61	0	190	.816
Clint Malarchuk	4	193	0	2	15	4.65	0	95	.842

*Indicates 2018 Stanley Cup Champion

GAMES PLAYED

1. **Braden Holtby** **89**
2. Olie Kolzig 45
3. Don Beaupre 36
4. Pete Peeters 30
5. Semyon Varlamov 19

MINUTES

1. **Braden Holtby** **5,531**
2. Olie Kolzig 2,799
3. Don Beaupre 1,992
4. Pete Peeters 1,736
5. Semyon Varlamov 1,107

WINS

1. **Braden Holtby** **48**
2. Olie Kolzig 20
3. Don Beaupre 18
4. Pete Peeters 15
5. Semyon Varlamov 10

SHUTOUTS

1. **Braden Holtby** **7**
2. Olie Kolzig 6
3. Don Beaupre 2
   Semyon Varlamov 2
5. Michal Neuvirth 1
   Robert Mason 1

ALL-TIME SHUTOUTS

Shutouts For (19)

Date	Opponent	Score	Goaltender
4/20/19	vs. Carolina	6-0	Braden Holtby
5/23/18	@ Tampa Bay	4-0	Braden Holtby
5/21/18	Tampa Bay	3-0	Braden Holtby
4/24/16	@ Philadelphia	1-0	Braden Holtby
4/14/16	Philadelphia	2-0	Braden Holtby
5/4/15	NY Rangers	1-0	Braden Holtby
5/4/13	NY Rangers	1-0 (OT)	Braden Holtby
4/15/11	NY Rangers	2-0	Michal Neuvirth
4/24/09	NY Rangers	4-0	Semyon Varlamov
4/20/09	@ NY Rangers	4-0	Semyon Varlamov
4/10/03	@ Tampa Bay	3-0	Olie Kolzig
4/12/01	Pittsburgh	1-0	Olie Kolzig
5/30/98	@ Buffalo	2-0	Olie Kolzig
5/15/98	Ottawa	3-0	Olie Kolzig
5/13/98	@ Ottawa	2-0	Olie Kolzig
4/28/98	@ Boston	3-0	Olie Kolzig
4/21/94	Pittsburgh	2-0	Don Beaupre
4/5/91	@ NY Rangers	3-0	Don Beaupre
4/11/87	@ NY Islanders	2-0	Bob Mason

Shutouts Against (16)

Date	Opponent	Score	Goaltender
4/15/19	@ Carolina	0-5	Petr Mrazek
5/10/17	Pittsburgh	0-2	Marc-Andre Fleury
4/22/16	Philadelphia	0-2	Michal Neuvirth
5/13/13	NY Rangers	0-5	Henrik Lundqvist
5/12/13	@ NY Rangers	0-1	Henrik Lundqvist
4/12/12	@ Boston	0-1	Tim Thomas
4/18/09	NY Rangers	0-1	Henrik Lundqvist
4/13/08	Philadelphia	0-2	Martin Biron
4/16/01	@ Pittsburgh	0-3	Johan Hedberg
4/13/00	Pittsburgh	0-7	Ron Tugnutt
5/23/98	Buffalo	0-2	Dominik Hasek
5/1/98	Boston	0-4	Byron Dafoe
5/18/95	@ Pittsburgh	0-3	Ken Wregget
5/5/94	NY Rangers	0-3	Mike Richter
4/7/91	NY Rangers	0-6	Mike Richter
5/5/90	@ Boston	0-3	Andy Moog

Playoff Overtimes

CAPITALS OVERTIME WINS

	Date	Opponent	Goal Scorer	Time	Game	Score
1.	4/10/85	NY Islanders	Alan Haworth	2:28	1	4-3
2.	4/11/85	NY Islanders (2 OT)	Mike Gartner	21:23	2	2-1
3.	4/16/88	Philadelphia	Dale Hunter	5:57	7	5-4
4.	4/8/89	Philadelphia	Kelly Miller	:51	3	4-3
5.	4/5/90	@ New Jersey	Dino Ciccarelli	5:34	1	5-4
6.	4/25/90	NY Rangers	Rod Langway	:34	4	4-3
7.	4/27/90	@ NY Rangers	John Druce	6:48	5	2-1
8.	4/11/91	@ NY Rangers	Dino Ciccarelli	6:44	5	5-4
9.	4/26/98	@ Boston (2 OT)	Joe Juneau	26:31	3	3-2
10.	5/3/98	@ Boston	Brian Bellows	15:24	6	3-2
11.	5/25/98	Buffalo	Todd Krygier	3:01	2	3-2
12.	5/28/98	@ Buffalo	Peter Bondra	9:37	3	4-3
13.	6/4/98	@ Buffalo	Joe Juneau	6:24	6	3-2
14.	4/18/01	@ Pittsburgh	Jeff Halpern	4:01	4	4-3
15.	5/11/09	@ Pittsburgh	David Steckel	6:22	6	5-4
16.	4/17/10	Montreal	Nicklas Backstrom	:31	2	6-5
17.	4/13/11	NY Rangers	Alexander Semin	18:24	1	2-1
18.	4/20/11	@ NY Rangers (2 OT)	Jason Chimera	32:36	4	4-3
19.	4/14/2012	@ Boston (2 OT)	Nicklas Backstrom	22:56	2	2-1
20.	4/25/2012	@ Boston	Joel Ward	2:57	7	2-1
21.	5/4/13	NY Rangers	Mike Green	8:00	2	1-0
22.	5/10/13	NY Rangers	Mike Ribeiro	9:24	5	2-1
23.	4/21/15	@ NY Islanders	Nicklas Backstrom	11:09	4	2-1
24.	4/28/16	Pittsburgh	T.J. Oshie	9:33	1	4-3
25.	4/13/17	Toronto	Tom Wilson	5:15	1	3-2
26.	4/21/17	Toronto	Justin Williams	1:04	5	2-1
27.	4/23/17	@ Toronto	Marcus Johansson	6:31	6	2-1
28.	5/1/17	@ Pittsburgh	Kevin Shattenkirk	3:13	3	3-2
29.	4/17/18	@ Columbus (2 OT)	Lars Eller	29:00	3	3-2
30.	4/21/18	Columbus	Nicklas Backstrom	11:53	5	4-3
31.	5/7/18	@Pittsburgh	Evgeny Kuznetsov	5:27	6	2-1
32.	4/13/19	Carolina	Brooks Orpik	1:48	2	4-3

CAPITALS OVERTIME LOSSES

	Date	Opponent	Goal Scorer	Time	Game	Score
1.	4/13/84	@ NY Islanders	Anders Kallur	7:35	2	4-5
2.	4/17/86	NY Rangers	Brian MacLellan	1:16	1	3-4
3.	4/23/86	@ NY Rangers	Bob Brooke	2:40	4	5-6
4.	4/18/87	NY Islanders (4 OT)	Pat LaFontaine	68:47	7	2-3
5.	4/10/88	@ Philadelphia	Murray Craven	1:18	4	4-5
6.	4/19/91	@ Pittsburgh	Kevin Stevens	8:10	2	6-7
7.	4/20/93	NY Islanders (2 OT)	Brian Mullen	34:50	2	4-5
8.	4/22/93	@ NY Islanders	Ray Ferraro	4:46	3	3-4
9.	4/24/93	@ NY Islanders (2 OT)	Ray Ferraro	25:40	4	3-4
10.	5/14/95	@ Pittsburgh	Luc Robitaille	4:30	5	5-6
11.	4/24/96	Pittsburgh (4 OT)	Petr Nedved	79:15	4	2-3
12.	4/24/98	Boston (2 OT)	Darren Van Impe	20:54	2	3-4
13.	6/11/98	@ Detroit	Kris Draper	15:24	2	4-5
14.	4/15/00	@ Pittsburgh	Jaromir Jagr	5:49	2	1-2
15.	4/24/01	@ Pittsburgh	Martin Straka	13:04	6	3-4
16.	4/15/03	Tampa Bay	Vincent Lecavalier	2:29	3	3-4
17.	4/20/03	Tampa Bay (3 OT)	Martin St. Louis	44:03	6	1-2
18.	4/17/08	@ Philadelphia (2 OT)	Mike Knuble	26:40	4	3-4
19.	4/22/08	Philadelphia	Joffrey Lupul	6:06	7	2-3
20.	5/6/09	@ Pittsburgh	Kris Letang	11:23	3	2-3
21.	5/9/09	Pittsburgh	Evgeni Malkin	3:28	5	3-4
22.	4/15/10	Montreal	Tomas Plekanec	13:19	1	2-3
23.	5/1/11	Tampa Bay	Vincent Lecavalier	6:19	2	2-3
24.	4/12/2012	@ Boston	Chris Kelly	1:18	1	0-1
25.	4/22/2012	Boston	Tyler Seguin	3:17	6	3-4
26.	5/2/2012	NY Rangers (3 OT)	Marian Gaborik	74:41	3	1-2
27.	5/7/2012	@ NY Rangers	Marc Staal	1:35	5	2-3
28.	4/19/15	@ NY Islanders	John Tavares	0:15	3	1-2
29.	5/8/15	@ NY Rangers	Ryan McDonagh	9:37	5	1-2
30.	5/13/15	@ NY Rangers	Derek Stepan	11:24	7	1-2
31.	5/4/16	@ Pittsburgh	Patric Hornqvist	2:34	4	2-3
32.	5/10/16	@ Pittsburgh	Nick Bonino	6:32	6	3-4
33.	4/15/17	Toronto (2 OT)	Kasperi Kapanen	11:53	2	3-4
34.	4/17/17	@ Toronto	Tyler Bozak	1:37	3	3-4
35.	4/12/18	Columbus	Artemi Panarin	6:02	1	3-4
36.	4/15/17	Columbus	Matt Calvert	12:22	2	4-5
37.	4/24/19	Carolina (2 OT)	Brock McGinn	31:05	7	3-4

OVERTIME RECORD BY YEAR

	Total			Home			Away		
Year	GP	W	L	GP	W	L	GP	W	L
2018-19	2	1	1	2	1	1	0	0	0
2017-18	5	3	2	3	1	2	2	2	0
2016-17	6	4	2	3	2	1	3	2	1
2015-16	3	1	2	1	1	0	2	0	2
2014-15	4	1	3	0	0	0	4	1	3
2012-13	2	2	0	2	2	0	0	0	0
2011-12	6	2	4	2	0	2	4	2	2
2010-11	3	2	1	2	1	1	1	1	0
2009-10	2	1	1	2	1	1	0	0	0
2008-09	3	1	2	1	0	1	2	1	1
2007-08	2	0	2	1	0	1	1	0	1
2002-03	2	0	2	2	0	2	0	0	0
2000-01	2	1	1	0	0	0	2	1	1
1999-00	1	0	1	0	0	0	1	0	1
1997-98	7	5	2	2	1	1	5	4	1
1995-96	1	0	1	1	0	1	0	0	0
1994-95	1	0	1	0	0	0	1	0	1
1993-94	0	0	0	0	0	0	0	0	0
1992-93	3	0	3	1	0	1	2	0	2
1991-92	0	0	0	0	0	0	0	0	0
1990-91	2	1	1	0	0	0	2	1	1
1989-90	3	3	0	1	1	0	2	2	0
1988-89	1	1	0	1	1	0	0	0	0
1987-88	2	1	1	1	1	0	1	0	1
1986-87	1	0	1	1	0	1	0	0	0
1985-86	2	0	2	1	0	1	1	0	1
1984-85	2	2	0	2	2	0	0	0	0
1983-84	1	0	1	0	0	0	1	0	1
Totals	**69**	**32**	**37**	**32**	**15**	**17**	**37**	**17**	**20**

OVERTIME RECORD BY OPPONENT

	Total			Home			Away		
Year	GP	W	L	GP	W	L	GP	W	L
Boston	7	4	3	2	0	2	5	4	1
Buffalo	3	3	0	1	1	0	2	2	0
Carolina	2	1	1	2	1	1	0	0	0
Columbus	4	2	2	3	1	2	1	1	0
Detroit	1	0	1	0	0	0	1	0	1
Montreal	2	1	1	2	1	1	0	0	0
New Jersey	1	1	0	0	0	0	1	1	0
NY Islanders	9	3	6	4	2	2	5	1	4
NY Rangers	13	7	6	6	4	2	7	3	4
Ottawa	0	0	0	0	0	0	0	0	0
Philadelphia	5	2	3	3	2	1	2	0	2
Pittsburgh	14	5	9	3	1	2	11	4	7
Tampa Bay	3	0	3	3	0	3	0	0	0
Toronto	5	3	2	3	2	1	2	1	1
Totals	**69**	**32**	**37**	**32**	**15**	**17**	**37**	**17**	**20**

Playoff Hat Tricks & Penalty Shots

CAPITALS HAT TRICKS

	Date	Player	Opponent	Score	Goaltender
1.	4/5/90	Dino Ciccarelli	@ New Jersey	W, 5-4	Sean Burke
2.	4/21/90	John Druce	@ NY Rangers	W, 6-3	John Vanbiesbrouck, Mike Richter
3.	4/25/92	Dino Ciccarelli (4)	@ Pittsburgh	W, 7-2	Tom Barrasso, Ken Wregget
4.	4/20/93	Dale Hunter	NY Islanders	L, 4-5 2 OT	Glenn Healy
5.	4/26/93	Al Iafrate	NY Islanders	W, 6-4	Glenn Healy, Mark Fitzpatrick
6.	5/4/09	Alex Ovechkin	Pittsburgh	W, 4-3	Marc-Andre Fleury
7.	4/17/10	Nicklas Backstrom	Montreal	W, 6-5 OT	Jaroslav Halak
8.	4/28/16	T.J. Oshie	Pittsburgh	W, 4-3 OT	Matthew Murray

OPPONENTS HAT TRICKS

	Date	Player	Opponent	Score	Goaltender
1.	4/20/88	Aaron Broten	New Jersey	L, 2-5	Pete Peeters
2.	4/22/88	Mark Johnson (4)	@ New Jersey	L, 4-10	Clint Malarchuk, Pete Peeters
3.	4/22/88	Patrik Sundstrom	@ New Jersey	L, 4-10	Clint Malarchuk, Pete Peeters
4.	4/19/90	Bernie Nicholls	@ NY Rangers	L, 3-7	Mike Liut
5.	4/26/93	Ray Ferraro (4)	NY Islanders	W, 6-4	Don Beaupre
6.	5/11/98	Daniel Alfredsson	@ Ottawa	L, 3-4	Olie Kolzig
7.	5/4/09	Sidney Crosby	Pittsburgh	W, 4-3	Semyon Varlamov

CAPITALS PENALTY SHOTS

	Date	Player	Opponent	Score	Result	Goalie
1.	4/14/85	Bob Carpenter	@ NY Islanders	L, 4-6	Failed	Billy Smith
2.	5/10/95	Michal Pivonka	Pittsburgh	W, 6-2	Failed	Tom Barrasso
3.	4/24/96	Joe Juneau	Pittsburgh	L, 2-3 4 OT	Failed	Ken Wregget
4.	4/20/19	Nic Dowd	Carolina	W, 6-0	Goal	Petr Mrazek

OPPONENTS PENALTY SHOTS

	Date	Player	Opponent	Score	Result	Goalie
1.	4/9/83	Denis Potvin	NY Islanders	L, 2-6	Failed	Al Jensen
2.	4/15/08	Mike Richards	@ Philadelphia	L, 3-6	Goal	Cristobal Huet
3.	5/6/15	Carl Hagelin	NY Rangers	W, 2-1	Failed	Braden Holtby

Nic Dowd converted the first penalty shot in the playoffs in franchise history in Game 5 of the Eastern Conference first round against Carolina on April 20, 2019.

Game-by-Game Playoff Results

2018-19

Eastern Conference First Round - Washington vs. Carolina Hurricanes (best of seven) - Carolina wins series 4-3

GM	Date	Opponent	Result	Series	PP	PK	SF-SA	GWG	Goalies
1	4/11	Carolina	W, 4-2	1-0	2-4	3-3	18-29	Ovechkin	Holtby/Mrazek
2	4/13	Carolina	W, 4-3 OT	2-0	0-4	4-5	33-28	Orpik	Holtby/Mrazek
3	4/15	@ Carolina	L, 0-5	2-1	0-4	3-5	18-45	Foegle	Holtby/Mrazek
4	4/18	@ Carolina	L, 1-2	2-2	1-3	2-2	31-24	Teravainen	Holtby/Mrazek
5	4/20	Carolina	W, 6-0	3-2	3-4	5-5	28-30	Backstrom	Holtby/Mrazek
6	4/22	@ Carolina	L, 2-5	3-3	0-2	4-4	35-36	Staal	Holtby/Mrazek
7	4/24	Carolina	L, 3-4 2OT	3-4	0-3	1-1	37-42	McGinn	Holtby/Mrazek

2017-18

Eastern Conference First Round - Washington vs. Columbus Blue Jackets (best of seven) - Washington wins series 4-2

GM	Date	Opponent	Result	Series	PP	PK	SF-SA	GWG	Goalies
1	4/12	Columbus	L, 4-3 OT	0-2	2-6	2-4	30-27	Panarin	Grubauer/Bobrovsky
2	4/15	Columbus	L, 5-4 OT	0-2	3-7	2-4	58-30	Calvert	Grubauer, Holtby/Bobrovsky
3	4/17	@ Columbus	W, 3-2 2OT	1-2	1-4	4-4	45-35	Eller	Holtby/Bobrovsky
4	4/19	@ Columbus	W, 4-1	2-2	1-3	3-3	33-24	Oshie	Holtby/Bobrovsky
5	4/21	Columbus	W, 4-3 OT	3-2	1-4	5-5	29-42	Backstrom	Holtby/Bobrovsky
6	4/23	@ Columbus	W, 6-3	4-2	1-3	4-4	28-38	Smith-Pelly	Holtby/Bobrovsky

Eastern Conference Second Round - Washington vs. Pittsburgh Penguins (best of seven) - Washington wins series 4-2

GM	Date	Opponent	Result	Series	PP	PK	SF-SA	GWG	Goalies
1	4/26	Pittsburgh	L, 2-3	0-1	0-1	2-2	34-25	Guentzel	Holtby/Murray
2	4/29	Pittsburgh	W, 4-1	1-1	1-3	3-3	32-33	Vrana	Holtby/Murray
3	5/1	@ Pittsburgh	W, 4-3	2-1	1-4	3-4	22-22	Ovechkin	Holtby/Murray
4	5/3	@ Pittsburgh	L, 1-3	2-2	1-3	2-4	21-24	Malkin	Holtby/Murray
5	5/5	Pittsburgh	W, 6-3	3-2	1-3	3-5	32-39	Vrana	Holtby/Murray
6	5/7	@ Pittsburgh	W, 2-1 OT	4-2	0-1	1-1	30-22	Kuznetsov	Holtby/Murray

Eastern Conference Final - Washington vs. Tampa Bay Lightning (best of seven) - Washington wins series 4-3

GM	Date	Opponent	Result	Series	PP	PK	SF-SA	GWG	Goalies
1	5/11	@ Tampa Bay	W, 4-2	1-0	2-4	2-3	32-21	Beagle	Holtby/Vasilevskiy, Domingue
2	5/13	@ Tampa Bay	W, 6-2	2-0	1-3	2-4	37-35	Eller	Holtby/Vasilevskiy
3	5/15	Tampa Bay	L, 2-4	2-1	0-3	3-5	38-23	Hedman	Holtby/Vasilevskiy
4	5/17	Tampa Bay	L, 2-4	2-2	0-4	1-2	38-20	Killorn	Holtby/Vasilevskiy
5	5/19	@ Tampa Bay	L, 2-3	2-3	0-0	0-1	30-22	Callahan	Holtby/Vasilevskiy
6	5/21	Tampa Bay	W, 3-0	3-3	1-1	2-2	34-24	Oshie	Holtby/Vasilevskiy
7	5/23	@ Tampa Bay	W, 4-0	4-3	0-2	1-1	23-29	Ovechkin	Holtby/Vasilevskiy

Stanley Cup Final - Washington vs. Vegas Golden Knights (best of seven) - Washington wins series 4-1

GM	Date	Opponent	Result	Series	PP	PK	SF-SA	GWG	Goalies
1	5/28	@ Vegas	L, 4-6	0-1	0-1	0-1	28-34	Nosek	Holtby/Fleury
2	5/30	@ Vegas	W, 3-2	1-1	1-2	4-5	26-39	Orpik	Holtby/Fleury
3	6/2	Vegas	W, 3-1	2-1	0-4	2-2	26-22	Kuznetsov	Holtby/Fleury
4	6/4	Vegas	W, 6-2	3-1	3-5	4-4	23-30	Smith-Pelly	Holtby/Fleury
5	6/7	@ Vegas	W, 4-3	4-1	1-4	1-2	33-31	Eller	Holtby/Fleury

2016-17

Eastern Conference First Round - Washington vs. Toronto Maple Leafs (best of seven) - Washington wins series 4-2

GM	Date	Opponent	Result	Series	PP	PK	SF-SA	GWG	Goalies
1	4/13	Toronto	W, 3-2 OT	1-0	1-3	1-1	44-37	Wilson	Holtby/Andersen
2	4/15	Toronto	L, 3-4 OT	1-1	2-5	4-5	50-51	Kapanen	Holtby/Andersen
3	4/17	@ Toronto	L, 3-4 OT	1-2	0-3	2-3	26-28	Bozak	Holtby/Andersen
4	4/19	@ Toronto	W, 5-4	2-2	1-1	3-4	27-34	Oshie	Holtby/Andersen
5	4/21	Toronto	W, 2-1 OT	3-2	1-3	4-4	28-25	Williams	Holtby/Andersen
6	4/23	@ Toronto	W, 2-1 OT	4-2	0-2	1-1	36-38	Johansson	Holtby/Andersen

Eastern Conference Second Round - Washington vs. Pittsburgh Penguins (best of seven) - Pittsburgh wins series 4-3

GM	Date	Opponent	Result	Series	PP	PK	SF-SA	GWG	Goalies
1	4/27	Pittsburgh	L, 2-3	0-1	0-0	2-2	35-21	Bonino	Holtby/Fleury
2	4/29	Pittsburgh	L, 2-6	0-2	1-5	2-3	36-24	Guentzel	Holtby, Grubauer/Fleury
3	5/1	@ Pittsburgh	W, 3-2 OT	1-2	2-5	5-5	33-30	Shattenkirk	Holtby, Fleury
4	5/3	@ Pittsburgh	L, 2-3	1-3	0-4	4-5	38-18	Schultz	Holtby, Fleury
5	5/6	Pittsburgh	W, 4-2	2-3	0-3	1-2	32-22	Kuznetsov	Holtby, Fleury
6	5/8	@ Pittsburgh	W, 5-2	3-3	2-4	3-3	26-18	Backstrom	Holtby, Fleury
7	5/10	Pittsburgh	L, 0-2	3-4	0-2	2-2	29-28	Rust	Holtby, Fleury

Game-by-Game Playoff Results

2015-16

Eastern Conference First Round - Washington vs. Philadelphia Flyers (best of seven) - Washington wins series 4-2

GM	Date	Opponent	Result	Series	PP	PK	SF-SA	GWG	Goalies
1	4/14	Philadelphia	W, 2-0	1-0	1-6	4-4	31-19	Carlson	Holtby/Mason
2	4/16	Philadelphia	W, 4-1	2-0	2-2	4-4	23-42	Chimera	Holtby/Mason
3	4/18	@ Philadelphia	W, 6-1	3-0	5-9	5-5	27-32	Ovechkin	Holtby/Mason
4	4/20	@ Philadelphia	L, 1-2	3-1	0-2	1-2	32-25	MacDonald	Holtby/Neuvirth
5	4/22	Philadelphia	L, 0-2	3-2	0-3	6-6	44-11	White	Holtby/Neuvirth
6	4/24	@ Philadelphia	W, 1-0	4-2	0-5	3-3	29-26	Backstrom	Holtby/Neuvirth

Eastern Conference Second Round - Washington vs. Pittsburgh Penguins (best of seven) - Pittsburgh wins series 4-2

GM	Date	Opponent	Result	Series	PP	PK	SF-SA	GWG	Goalies
1	4/28	Pittsburgh	W, 4-3 OT	1-0	0-4	2-2	35-45	Oshie	Holtby/Murray
2	4/30	Pittsburgh	L, 1-2	1-1	1-2	5-5	24-35	Fehr	Holtby/Murray
3	5/2	@ Pittsburgh	L, 2-3	1-2	0-4	3-3	49-23	Hagelin	Holtby/Murray
4	5/4	@ Pittsburgh	L, 2-3 OT	1-3	0-2	4-4	36-33	Hornqvist	Holtby/Murray
5	5/7	Pittsburgh	W, 3-1	2-3	2-5	1-2	19-31	Oshie	Holtby/Murray
6	5/10	@ Pittsburgh	L, 3-4 OT	2-4	2-6	1-3	39-42	Bonino	Holtby/Murray

2014-15

Eastern Conference First Round - Washington vs. New York Islanders (best of seven) - Washington wins series 4-3

GM	Date	Opponent	Result	Series	PP	PK	SF-SA	GWG	Goalies
1	4/15	NY Islanders	L, 1-4	0-1	0-2	2-2	25-27	Strome	Holtby/Halak
2	4/17	NY Islanders	W, 4-3	1-1	1-1	1-1	35-21	Chimera	Grubauer/Halak
3	4/19	@ NY Islanders	L, 1-2 OT	1-2	0-3	3-3	25-42	Tavares	Holtby/Halak
4	4/21	@ NY Islanders	W, 2-1 OT	2-2	0-1	4-4	30-37	Backstrom	Holtby/Halak
5	4/23	NY Islanders	W, 5-1	3-2	0-3	2-2	41-23	Alzner	Holtby/Halak, Neuvirth
6	4/25	@ NY Islanders	L, 1-3	3-3	1-3	1-1	39-38	Kulemin	Holtby/Halak
7	4/27	NY Islanders	W, 2-1	4-3	0-0	1-1	26-11	Kuznetsov	Holtby/Halak

Eastern Conference Second Round - Washington vs. New York Rangers (best of seven) - New York wins series 4-3

GM	Date	Opponent	Result	Series	PP	PK	SF-SA	GWG	Goalies
1	4/30	@ NY Rangers	W, 2-1	1-0	1-2	2-2	29-32	Ward	Holtby/Lundqvist
2	5/2	@ NY Rangers	L, 2-3	1-1	0-1	3-4	32-35	Brassard	Holtby/Lundqvist
3	5/4	NY Rangers	W, 1-0	2-1	0-2	2-2	22-30	Beagle	Holtby/Lundqvist
4	5/6	NY Rangers	W, 2-1	3-1	0-1	1-1	30-29	Burakovsky	Holtby/Lundqvist
5	5/8	@ NY Rangers	L, 1-2 OT	3-2	0-2	2-2	29-43	McDonagh	Holtby/Lundqvist
6	5/10	NY Rangers	L, 3-4	3-3	0-4	2-3	45-28	Boyle	Holtby/Lundqvist
7	5/13	@ NY Rangers	L, 1-2 OT	3-4	0-3	3-4	36-39	Stepan	Holtby/Lundqvist

2012-13

Eastern Conference Quarterfinals - Washington vs. New York Rangers (best of seven) - New York wins series 4-3

GM	Date	Opponent	Result	Series	PP	PK	SF-SA	GWG	Goalies
1	5/2	NY Rangers	W 3-1	1-0	1-5	4-4	30-36	Johansson	Holtby/Lundqvist
2	5/4	NY Rangers	W 1-0 OT	2-0	1-2	3-3	38-24	Green	Holtby/Lundqvist
3	5/6	@ NY Rangers	L 3-4	2-1	0-3	5-6	31-30	Stepan	Holtby/Lundqvist
4	5/8	@ NY Rangers	L 3-4	2-2	0-2	3-4	30-34	Stepan	Holtby/Lundqvist
5	5/10	NY Rangers	W 2-1 OT	3-2	1-2	4-4	35-25	Ribeiro	Holtby/Lundqvist
6	5/12	@ NY Rangers	L 0-1	3-3	0-0	5-5	27-29	Brassard	Holtby/Lundqvist
7	5/13	NY Rangers	L 0-5	3-4	0-2	2-2	35-27	Asham	Holtby/Lundqvist

2011-12

Eastern Conference Quarterfinals - Washington vs. Boston Bruins (best of seven) - Washington wins series 4-3

GM	Date	Opponent	Result	Series	PP	PK	SF-SA	GWG	Goalies
1	4/12	@ Boston	L 0-1 OT	0-1	0-2	4-4	17-30	Kelly	Holtby/Thomas
2	4/14	@ Boston	W 2-1 2OT	1-1	0-3	2-2	39-44	Backstrom	Holtby/Thomas
3	4/16	Boston	L 3-4	1-2	1-4	5-5	32-29	Chara	Holtby/Thomas
4	4/19	Boston	W 2-1	2-2	1-3	1-1	21-45	Semin	Holtby/Thomas
5	4/21	@ Boston	W 4-3	3-2	1-2	2-3	32-37	Brouwer	Holtby/Thomas
6	4/22	Boston	L 3-4 OT	3-3	0-4	4-5	39-31	Seguin	Holtby/Thomas
7	4/25	@ Boston	W 2-1 OT	4-3	0-1	3-3	27-32	Ward	Holtby/Thomas

Eastern Conference Semifinals - Washington vs. New York Rangers (best of seven) - New York wins series 4-3

GM	Date	Opponent	Result	Series	PP	PK	SF-SA	GWG	Goalies
1	4/28	@ NY Rangers	L 1-3	0-1	0-4	4-4	18-14	Kreider	Holtby/Lundqvist
2	4/30	@ NY Rangers	W 3-2	1-1	1-3	2-3	25-28	Ovechkin	Holtby/Lundqvist
3	5/2	NY Rangers	L 1-2 3OT	1-2	0-3	3-4	46-49	Gaborik	Holtby/Lundqvist
4	5/5	NY Rangers	W 3-2	2-2	1-2	2-2	26-20	Green	Holtby/Lundqvist
5	5/7	@ NY Rangers	L 2-3 OT	2-3	1-4	3-5	18-38	Staal	Holtby/Lundqvist
6	5/9	NY Rangers	W 2-1	3-3	1-3	5-5	23-31	Chimera	Holtby/Lundqvist
7	5/12	@ NY Rangers	L 1-2	3-4	0-1	2-2	23-31	Del Zotto	Holtby/Lundqvist

Game-by-Game Playoff Results

2010-11

Eastern Conference Quarterfinals – Washington vs. New York Rangers (best-of-seven) – Washington wins series 4-1

GM	Date	Opponent	Result	Series	PP	PK	SF-SA	GWG	Goalies
1	4/13	NY Rangers	W 2-1 OT	1-0	0-2	2-2	33-25	Semin	Neuvirth/Lundqvist
2	4/15	NY Rangers	W 2-0	2-0	1-3	2-2	18-22	Chimera	Neuvirth/Lundqvist
3	4/17	@ NY Rangers	L 2-3	2-1	1-3	6-7	25-35	Dubinsky	Neuvirth/Lundqvist
4	4/20	@ NY Rangers	W 4-3 2OT	3-1	0-4	7-7	53-39	Chimera	Neuvirth/Lundqvist
5	4/23	NY Rangers	W 3-1	4-1	1-4	2-2	27-27	Ovechkin	Neuvirth/Lundqvist

Eastern Conference Semifinals – Washington vs. Tampa Bay (best-of-seven) – Tampa Bay wins series 4-0

1	4/29	Tampa Bay	L 2-4	0-1	0-5	3-4	28-24	Stamkos	Neuvirth/Roloson
2	5/1	Tampa Bay	L 2-3 OT	0-2	0-6	4-5	37-23	Lecavalier	Neuvirth/Roloson
3	5/3	@ Tampa Bay	L 3-4	0-3	1-5	4-4	32-30	Malone	Neuvirth/Roloson
4	5/4	@ Tampa Bay	L 3-5	0-4	1-3	3-5	36-37	Bergeron	Neuvirth/Roloson

2009-10

Eastern Conference Quarterfinals – Washington vs. Montreal Canadiens (best-of-seven) – Montreal wins series 4-3

GM	Date	Opponent	Result	Series	PP	PK	SF-SA	GWG	Goalies
1	4/15	Montreal	L 2-3 OT	0-1	0-4	3-4	47-38	Plekanec	Theodore/Halak
2	4/17	Montreal	W 6-5 OT	1-1	0-3	2-3	37-24	Backstrom	Varlamov/Halak
3	4/19	@ Montreal	W 5-1	2-1	0-7	4-5	36-27	Laich	Varlamov/Halak, Price
4	4/21	@ Montreal	W 6-3	3-1	1-5	3-4	38-39	Chimera	Varlamov/Price
5	4/23	Montreal	L 1-2	3-2	0-5	6-6	38-28	Moen	Varlamov/Halak
6	4/26	@ Montreal	L 1-4	3-3	0-6	4-5	54-22	Cammalleri	Varlamov/Halak
7	4/28	Montreal	L 1-2	3-4	0-3	2-3	42-16	Moore	Varlamov/Halak

2008-09

Eastern Conference Quarterfinals – Washington vs. New York Rangers (best-of-seven) – Washington wins series 4-3

GM	Date	Opponent	Result	Series	PP	PK	SF-SA	GWG	Goalies
1	4/15	NY Rangers	L 3-4	0-1	2-7	2-4	35-21	Dubinsky	Theodore/Lundqvist
2	4/18	NY Rangers	L 0-1	0-2	0-3	5-5	35-24	Callahan	Varlamov/Lundqvist
3	4/20	@ NY Rangers	W 4-0	1-2	2-6	6-6	40-33	Semin	Varlamov/Lundqvist
4	4/22	@ NY Rangers	L 1-2	1-3	0-6	3-3	39-21	Drury	Varlamov/Lundqvist
5	4/24	NY Rangers	W 4-0	2-3	0-7	4-4	21-20	Bradley	Varlamov/Lundqvist, Valiquette
6	4/26	@ NY Rangers	W 5-3	3-3	2-2	6-8	22-32	Kozlov	Varlamov/Lundqvist
7	4/28	NY Rangers	W 2-1	4-3	0-2	1-1	24-15	Fedorov	Varlamov/Lundqvist

Eastern Conference Semifinals – Washington vs. Pittsburgh (best-of-seven) – Pittsburgh wins series 4-3

1	5/2	Pittsburgh	W 3-2	1-0	1-2	5-5	26-36	Fleischmann	Varlamov/Fleury
2	5/4	Pittsburgh	W 4-3	2-0	1-5	3-5	33-36	Ovechkin	Varlamov/Fleury
3	5/6	@ Pittsburgh	L 2-3 OT	2-1	1-2	6-7	23-42	Letang	Varlamov/Fleury
4	5/8	@ Pittsburgh	L 3-5	2-2	0-4	5-6	22-28	Crosby	Varlamov/Fleury
5	5/9	Pittsburgh	L 3-4 OT	2-3	1-2	1-2	31-42	Malkin	Varlamov/Fleury
6	5/11	@ Pittsburgh	W 5-4 OT	3-3	1-4	3-5	24-42	Steckel	Varlamov/Fleury
7	5/13	Pittsburgh	L 2-6	3-4	0-0	2-4	21-30	Guerin	Varlamov, Theodore/Fleury

2007-08

Eastern Conference Quarterfinals – Washington vs. Philadelphia (best-of-seven) – Philadelphia wins series 4-3

GM	Date	Opponent	Result	Series	PP	PK	SF-SA	GWG	Goalies
1	4/11	Philadelphia	W 5-4	1-0	1-3	2-3	27-22	Ovechkin	Huet/Biron
2	4/13	Philadelphia	L 0-2	1-1	0-6	5-5	24-41	Umberger	Huet/Biron
3	4/15	@ Philadelphia	L 3-6	1-2	1-7	6-7	19-33	Briere	Huet/Biron
4	4/17	@ Philadelphia	L 3-4 2OT	1-3	2-4	6-7	41-46	Knuble	Huet/Biron
5	4/19	Philadelphia	W 3-2	2-3	2-6	2-3	26-32	Semin	Huet/Biron
6	4/21	@ Philadelphia	W 4-2	3-3	1-5	3-5	40-35	Ovechkin	Huet/Biron
7	4/22	Philadelphia	L 2-3 OT	3-4	1-4	4-6	41-34	Lupul	Huet/Biron

2002-03

Eastern Conference Quarterfinals – Washington vs. Tampa Bay (best-of-seven) – Tampa Bay wins series 4-2

GM	Date	Opponent	Result	Series	PP	PK	SF-SA	GWG	Goalies
1	4/10	@ Tampa Bay	W 3-0	1-0	0-3	4-4	22-28	Lang	Kolzig/Khabibulin
2	4/12	@ Tampa Bay	W 6-3	2-0	3-6	4-4	31-43	Nylander	Kolzig/Khabibulin
3	4/15	Tampa Bay	L 3-4 OT	2-1	1-4	3-4	19-28	Lecavalier	Kolzig/Khabibulin
4	4/16	Tampa Bay	L 1-3	2-2	0-3	6-6	23-25	St. Louis	Kolzig/Khabibulin
5	4/18	@ Tampa Bay	L 1-2	2-3	0-4	2-3	23-22	St. Louis	Kolzig/Khabibulin
6	4/20	Tampa Bay	L 1-2 3OT	2-4	1-7	4-6	61-46	St. Louis	Kolzig/Khabibulin

Game-by-Game Playoff Results

2000-01

Eastern Conference Quarterfinals – Washington vs. Pittsburgh (best-of-seven) – Pittsburgh wins series 4-2

GM	Date	Opponent	Result	Series	PP	PK	SF-SA	GWG	Goalies
1	4/12	Pittsburgh	W 1-0	1-0	1-5	1-1	27-16	Bondra	Kolzig/Hedberg
2	4/14	Pittsburgh	L 1-2	1-1	1-3	1-2	18-27	Lemieux	Kolzig/Hedberg
3	4/16	@ Pittsburgh	L 0-3	1-2	0-4	4-4	34-24	Stevens	Kolzig/Hedberg
4	4/18	@ Pittsburgh	W 4-3 OT	2-2	3-4	3-5	29-32	Halpern	Kolzig/Hedberg
5	4/21	Pittsburgh	L 1-2	2-3	1-3	3-3	22-18	Lemieux	Kolzig/Hedberg
6	4/23	@ Pittsburgh	L 3-4 OT	2-4	1-3	4-6	31-36	Straka	Kolzig/Hedberg

1999-00

Eastern Conference Quarterfinals – Pittsburgh vs. Washington (best-of-seven) – Pittsburgh wins series 4-1

GM	Date	Opponent	Result	Series	PP	PK	SF-SA	GWG	Goalies
1	4/13	Pittsburgh	L 0-7	0-1	0-5	5-8	32-26	Laukkanen	Kolzig, Billington/Tugnutt
2	4/15	@ Pittsburgh	L 1-2 OT	0-2	1-5	8-9	38-21	Jagr	Kolzig/Tugnutt
3	4/17	@ Pittsburgh	L 3-4	0-3	1-3	4-5	27-22	Slegr	Kolzig/Tugnutt
4	4/19	Pittsburgh	W 3-2	1-3	1-6	3-4	37-23	Halpern	Kolzig/Tugnutt
5	4/21	Pittsburgh	L 1-2	1-4	0-2	3-3	26-17	Jagr	Kolzig/Tugnutt

1997-98

Eastern Conference Quarterfinals – Washington vs. Boston (best-of-seven) – Washington wins series 4-2

GM	Date	Opponent	Result	Series	PP	PK	SF-SA	GWG	Goalies
1	4/22	Boston	W 3-1	1-0	0-2	3-4	28-28	Gonchar	Kolzig/Dafoe
2	4/24	Boston	L 3-4 2OT	1-1	1-2	6-7	28-40	Van Impe	Kolzig/Dafoe
3	4/26	@ Boston	W 3-2 OT	2-1	1-5	8-10	27-54	Juneau	Kolzig/Dafoe
4	4/28	@ Boston	W 3-0	3-1	1-3	7-7	18-38	Oates	Kolzig/Dafoe
5	5/1	Boston	L 0-4	3-2	0-5	4-6	26-30	Samsonov	Kolzig/Dafoe
6	5/3	@ Boston	W 3-2 2OT	4-2	0-3	6-6	33-49	Bellows	Kolzig/Dafoe

Eastern Conference Semifinals – Washington vs. Ottawa (best-of-seven) – Washington wins series 4-1

1	5/7	Ottawa	W 4-2	1-0	0-2	4-5	23-38	Bondra	Kolzig/Rhodes, Tugnutt
2	5/9	Ottawa	W 6-1	2-0	1-4	7-7	18-31	Juneau	Kolzig/Tugnutt
3	5/11	@ Ottawa	L 3-4	2-1	2-4	2-5	17-34	Yashin	Kolzig/Rhodes
4	5/13	@ Ottawa	W 2-0	3-1	0-3	5-5	11-36	Gonchar	Kolzig/Rhodes
5	5/15	Ottawa	W 3-0	4-1	1-3	4-4	21-29	Juneau	Kolzig/Rhodes

Eastern Conference Finals – Washington vs. Buffalo (best-of-seven) – Washington wins series 4-2

1	5/23	Buffalo	L 0-2	0-1	0-5	7-7	19-20	Grosek	Kolzig/Hasek
2	5/25	Buffalo	W 3-2 OT	1-1	1-7	3-4	39-33	Krygier	Kolzig/Hasek
3	5/28	@ Buffalo	W 4-3 OT	2-1	2-4	4-5	30-30	Bondra	Kolzig/Hasek
4	5/30	@ Buffalo	W 2-0	3-1	0-4	7-7	19-30	Berube	Kolzig/Hasek
5	6/2	Buffalo	L 1-2	3-2	1-5	4-4	35-16	Woolley	Kolzig/Hasek
6	6/4	@ Buffalo	W 3-2 OT	4-2	1-6	6-6	38-41	Juneau	Kolzig/Hasek

Stanley Cup Final – Washington vs. Detroit (best-of-seven) – Detroit wins series 4-0

1	6/9	@ Detroit	L 1-2	0-1	0-4	3-3	17-31	Lidstrom	Kolzig/Osgood
2	6/11	@ Detroit	L 4-5 OT	0-2	1-4	4-4	33-60	Draper	Kolzig/Osgood
3	6/13	Detroit	L 1-2	0-3	1-5	5-5	18-34	Fedorov	Kolzig/Osgood
4	6/16	Detroit	L 1-4	0-4	0-4	2-5	31-38	Lapointe	Kolzig/Osgood

1995-96

Eastern Conference Quarterfinals – Washington vs. Pittsburgh (best-of-seven) – Pittsburgh wins series 4-2

GM	Date	Opponent	Result	Series	PP	PK	SF-SA	GWG	Goalies
1	4/17	@ Pittsburgh	W 6-4	1-0	1-5	5-6	35-28	Krygier	Carey, Kolzig/Barrasso
2	4/19	@ Pittsburgh	W 5-3	2-0	3-6	6-7	34-36	Bondra	Kolzig/Barrasso
3	4/22	Pittsburgh	L 1-4	2-1	1-10	5-6	39-19	Murray	Carey/Wregget
4	4/24	Pittsburgh	L 2-3 4OT	2-2	2-8	8-10	63-65	Nedved	Kolzig/Wregget
5	4/26	@ Pittsburgh	L 1-4	2-3	0-5	9-9	40-32	Leroux	Kolzig/Wregget
6	4/28	Pittsburgh	L 2-3	2-4	0-4	2-4	37-26	Francis	Carey, Kolzig/Wregget

1994-95

Eastern Conference Quarterfinals – Washington vs. Pittsburgh (best-of-seven) – Pittsburgh wins series 4-3

GM	Date	Opponent	Result	Series	PP	PK	SF-SA	GWG	Goalies
1	5/6	@ Pittsburgh	W 5-4	1-0	0-6	4-7	34-27	Gonchar	Carey, Kolzig/Wregget
2	5/8	@ Pittsburgh	L 3-5	1-1	1-5	4-6	22-33	Stevens	Carey/Wregget
3	5/10	Pittsburgh	W 6-2	2-1	3-10	8-9	28-25	Bondra	Carey/Wregget, Barrasso
4	5/12	Pittsburgh	W 6-2	3-1	0-8	5-5	31-22	Pearson	Carey/Barrasso
5	5/14	@ Pittsburgh	L 5-6 OT	3-2	2-6	4-5	28-31	Robitaille	Carey/Wregget
6	5/16	Pittsburgh	L 1-7	3-3	0-6	4-6	31-21	Jagr	Carey, Kolzig, Dafoe/Wregget
7	5/18	@ Pittsburgh	L 0-3	3-4	0-3	3-4	33-18	MacIver	Carey/Wregget

Game-by-Game Playoff Results

1993-94

Eastern Conference Quarterfinals – Washington vs. Pittsburgh (best-of-seven) – Washington wins series 4-2

GM	Date	Opponent	Result	Series	PP	PK	SF-SA	GWG	Goalies
1	4/17	@ Pittsburgh	W 5-3	1-0	0-5	4-4	31-30	Juneau	Beaupre/Barrasso
2	4/19	@ Pittsburgh	L 1-2	1-1	1-7	5-6	35-17	Tocchet	Dafoe/Barrasso
3	4/21	Pittsburgh	W 2-0	2-1	0-6	7-7	17-27	Reekie	Beaupre/Barrasso
4	4/23	Pittsburgh	W 4-1	3-1	1-2	2-2	30-22	Bondra	Beaupre/Barrasso
5	4/25	@ Pittsburgh	L 2-3	3-2	0-5	3-3	28-22	Jagr	Dafoe/Barrasso
6	4/27	Pittsburgh	W 6-3	4-2	1-4	5-6	29-22	Johansson	Beaupre/Barrasso

Eastern Conference Semifinals – Washington vs. NY Rangers (best-of-seven) – NY Rangers win series 4-1

1	5/1	@ NY Rangers	L 3-6	0-1	1-6	6-7	30-24	Noonan	Beaupre/Richter
2	5/3	@ NY Rangers	L 2-5	0-2	0-4	4-4	24-25	Tikkanen	Tabaracci/Richter
3	5/5	NY Rangers	L 0-3	0-3	0-4	2-4	21-21	Leetch	Beaupre/Richter
4	5/7	NY Rangers	W 4-2	1-3	1-6	5-6	23-27	Woolley	Beaupre/Richter, Healy
5	5/9	@ NY Rangers	L 3-4	1-4	0-5	4-4	31-36	Leetch	Beaupre, Tabaracci/Richter

1992-93

Patrick Division Semifinals – NY Islanders vs. Washington (best-of-seven) – NY Islanders win series 4-2

GM	Date	Opponent	Result	Series	PP	PK	SF-SA	GWG	Goalies
1	4/18	NY Islanders	W 3-1	1-0	2-5	5-5	27-23	Hunter	Tabaracci/Healy
2	4/20	NY Islanders	L 4-5 2OT	1-1	2-5	5-5	45-61	Mullen	Tabaracci/Healy
3	4/22	@ NY Islanders	L 3-4 OT	1-2	0-2	4-4	25-30	Ferraro	Tabaracci/Healy
4	4/24	@ NY Islanders	L 3-4 2OT	1-3	2-6	4-5	40-46	Ferraro	Tabaracci/Healy
5	4/26	NY Islanders	W 6-4	2-3	2-4	4-4	26-32	Iafrate	Beaupre/Healy, Fitzpatrick
6	4/28	@ NY Islanders	L 3-5	2-4	1-4	6-6	26-33	Green	Beaupre/Healy

1991-92

Patrick Division Semifinals – Pittsburgh vs. Washington (best-of-seven) – Pittsburgh wins series 4-3

GM	Date	Opponent	Result	Series	PP	PK	SF-SA	GWG	Goalies
1	4/19	Pittsburgh	W 3-1	1-0	0-3	2-2	31-33	Druce	Beaupre/Barrasso
2	4/21	Pittsburgh	W 6-2	2-0	3-8	5-7	31-35	Pivonka	Beaupre/Barrasso
3	4/23	@ Pittsburgh	L 4-6	2-1	2-11	9-12	34-29	Lemieux	Beaupre/Barrasso
4	4/25	@ Pittsburgh	W 7-2	3-1	1-3	5-5	35-33	Khristich	Beaupre/Barrasso, Wregget
5	4/27	Pittsburgh	L 2-5	3-2	0-4	1-2	23-25	Murphy	Beaupre/Barrasso
6	4/29	@ Pittsburgh	L 4-6	3-3	1-6	1-5	29-39	Lemieux	Beaupre/Barrasso
7	5/1	Pittsburgh	L 1-3	3-4	0-1	0-1	19-21	Jagr	Beaupre/Barrasso

1990-91

Patrick Division Semifinals – Washington vs. NY Rangers (best-of-seven) – Washington wins series 4-2

GM	Date	Opponent	Result	Series	PP	PK	SF-SA	GWG	Goalies
1	4/3	@ NY Rangers	L 1-2	0-1	0-5	5-5	29-30	Nicholls	Beaupre/Richter
2	4/5	@ NY Rangers	W 3-0	1-1	1-7	8-8	32-36	Ciccarelli	Beaupre/Richter
3	4/7	NY Rangers	L 0-6	1-2	0-5	7-9	37-38	King	Beaupre, Liut/Richter
4	4/9	NY Rangers	W 3-2	2-2	0-2	4-4	26-21	May	Beaupre/Richter
5	4/11	@ NY Rangers	W 5-4 OT	3-2	1-5	5-6	55-35	Ciccarelli	Beaupre/Richter
6	4/13	NY Rangers	W 4-2	4-2	0-3	3-4	26-25	Ridley	Beaupre/Richter, Vanbiesbrouck

Patrick Division Final – Washington vs. Pittsburgh (best-of-seven) – Pittsburgh wins series 4-1

1	4/17	@ Pittsburgh	W 4-2	1-0	2-4	1-3	31-26	Iafrate	Beaupre/Pietrangelo
2	4/19	@ Pittsburgh	L 6-7 OT	1-1	3-6	4-6	42-43	Stevens	Beaupre, Liut/Pietrangelo
3	4/21	Pittsburgh	L 1-3	1-2	1-6	4-4	27-22	Stevens	Beaupre/Barrasso
4	4/23	Pittsburgh	L 1-3	1-3	0-4	5-6	39-19	Stevens	Beaupre/Barrasso
5	4/25	@ Pittsburgh	L 1-4	1-4	0-2	4-4	34-31	Francis	Beaupre/Barrasso

Game-by-Game Playoff Results

1989-90

Patrick Division Semifinals – Washington vs. New Jersey (best-of-seven) – Washington wins series 4-2

GM	Date	Opponent	Result	Series	PP	PK	SF-SA	GWG	Goalies
1	4/5	@ New Jersey	W 5-4 OT	1-0	1-6	6-7	24-30	Ciccarelli	Liut/Burke
2	4/7	@ New Jersey	L 5-6	1-1	1-5	6-8	26-39	Stastny	Liut, Beaupre/Terreri
3	4/9	New Jersey	L 1-2	1-2	1-8	4-5	21-10	Shanahan	Liut/Terreri
4	4/11	New Jersey	W 3-1	2-2	1-5	4-4	33-24	Druce	Beaupre/Burke
5	4/13	@ New Jersey	W 4-3	3-2	0-2	3-4	24-20	Courtnall	Beaupre/Terreri
6	4/15	New Jersey	W 3-2	4-2	0-3	3-3	32-34	Druce	Beaupre/Terreri

Patrick Division Finals – Washington vs. NY Rangers (best-of-seven) – Washington wins series 4-1

1	4/19	@ NY Rangers	L 3-7	0-1	0-3	3-6	35-38	Ogrodnick	Liut/Vanbiesbrouck
2	4/21	@ NY Rangers	W 6-3	1-1	2-3	5-6	25-28	Druce	Beaupre/Vanbiesbrouck, Richter
3	4/23	NY Rangers	W 7-1	2-1	3-9	7-7	49-19	Courtnall	Beaupre, Liut/Richter
4	4/25	NY Rangers	W 4-3 OT	3-1	2-7	7-8	25-33	Langway	Liut/Richter, Vanbiesbrouck
5	4/27	@ NY Rangers	W 2-1 OT	4-1	0-6	5-5	34-29	Druce	Liut/Vanbiesbrouck

Wales Conference Finals – Washington vs. Boston (best-of-seven) – Boston wins series 4-0

1	5/3	@ Boston	L 3-5	0-1	1-3	4-5	26-35	Propp	Liut/Moog
2	5/5	@ Boston	L 0-3	0-2	0-4	3-3	28-30	Carpenter	Beaupre/Moog
3	5/7	Boston	L 1-4	0-3	1-6	4-5	26-24	Janney	Beaupre/Moog
4	5/9	Boston	L 2-3	0-4	0-1	2-3	14-17	Neely	Liut/Moog

1988-89

Patrick Division Semifinals – Washington vs. Philadelphia (best-of-seven) – Philadelphia wins series 4-2

GM	Date	Opponent	Result	Series	PP	PK	SF-SA	GWG	Goalies
1	4/5	Philadelphia	W 3-2	1-0	1-8	4-5	36-29	Franceschetti	Peeters/Hextall
2	4/6	Philadelphia	L 2-3	1-1	1-8	2-4	21-26	Propp	Peeters/Hextall
3	4/8	@ Philadelphia	W 4-3 OT	2-1	2-5	5-6	44-24	Miller	Peeters/Hextall
4	4/9	@ Philadelphia	L 2-5	2-2	1-9	4-6	32-31	Murphy	Peeters/Hextall
5	4/11	Philadelphia	L 5-8	2-3	3-9	3-5	34-26	Eklund	Peeters/Hextall
6	4/13	@ Philadelphia	L 3-4	2-4	1-4	7-8	34-28	Tocchet	Peeters/Hextall

1987-88

Patrick Division Semifinals – Washington vs. Philadelphia (best-of-seven) – Washington wins series 4-3

GM	Date	Opponent	Result	Series	PP	PK	SF-SA	GWG	Goalies
1	4/6	Philadelphia	L 2-4	0-1	2-8	3-4	37-31	Poulin	Peeters/Hextall
2	4/7	Philadelphia	W 5-4	1-1	0-4	5-5	28-35	Miller	Peeters/Hextall
3	4/9	@ Philadelphia	L 3-4	1-2	1-6	5-6	17-29	Samuelsson	Peeters/Hextall
4	4/10	@ Philadelphia	L 4-5 OT	1-3	0-4	5-5	26-30	Craven	Malarchuk/Hextall, Laforest
5	4/12	Philadelphia	W 5-2	2-3	0-8	7-8	32-33	Hatcher	Peeters/Hextall, Laforest

Patrick Division Finals – Washington vs. New Jersey (best-of-seven) – New Jersey wins series 4-3

GM	Date	Opponent	Result	Series	PP	PK	SF-SA	GWG	Goalies
1	4/18	New Jersey	W 3-1	1-0	1-3	4-4	31-34	Murphy	Peeters/Burke
2	4/20	New Jersey	L 2-5	1-1	1-9	4-7	30-30	Broten	Peeters/Burke
3	4/22	@ New Jersey	L 4-10	1-2	1-9	5-8	32-31	Samuelsson	Malarchuk,Peeters/Burke
4	4/24	@ New Jersey	W 4-1	2-2	1-11	5-6	31-25	Sunderstrom	Malarchuk,Peeters/Burke
5	4/26	New Jersey	L 1-3	2-3	0-6	4-5	29-31	Kurvers	Malarchuk/Sauve
6	4/28	@ New Jersey	W 7-2	3-3	2-9	3-3	31-27	Leach	Peeters/Burke, Sauve
7	4/30	New Jersey	L 2-3	3-4	0-5	3-3	32-26	MacLean	Peeters/Burke

1986-87

Patrick Division Semifinals – Washington vs. NY Islanders (best-of-seven) – NY Islanders win series 4-3

GM	Date	Opponent	Result	Series	PP	PK	SF-SA	GWG	Goalies
1	4/8	NY Islanders	W 4-3	1-0	0-8	5-6	32-28	Ridley	Peeters/Hrudey
2	4/9	NY Islanders	L 1-3	1-1	0-5	2-3	28-24	Trottier	Peeters/Hrudey
3	4/11	@ NY Islanders	W 2-0	2-1	0-6	4-4	32-26	Murphy	Mason/Hrudey
4	4/12	@ NY Islanders	W 4-1	3-1	0-9	4-5	37-26	Christian	Mason/Hrudey
5	4/14	NY Islanders	L 2-4	3-2	1-6	6-6	42-24	Gilbert	Peeters/Hrudey
6	4/16	@ NY Islanders	L 4-5	3-3	1-2	3-4	27-34	LaFontaine	Mason/Hrudey
7	4/18	NY Islanders	L 2-3 4OT	3-4	0-2	2-2	75-57	LaFontaine	Mason/Hrudey

Game-by-Game Playoff Results

1985-86

Patrick Division Semifinals – Washington vs. NY Islanders (best-of-five) – Washington wins series 3-0

GM	Date	Opponent	Result	Series	PP	PK	SF-SA	GWG	Goalies
1	4/9	NY Islanders	W 3-1	1-0	0-5	5-5	36-33	Carpenter	Peeters/Hrudey
2	4/10	NY Islanders	W 5-2	2-0	0-2	1-2	34-29	Stevens	Peeters/Smith
3	4/12	@ NY Islanders	W 3-1	3-0	-	-	23-28	Stevens	Peeters/Hrudey

Patrick Division Finals – Washington vs. NY Rangers (best-of-seven) – NY Rangers win series 4-2

1	4/17	NY Rangers	L 3-4 OT	0-1	0-3	3-3	27-23	MacLellan	Peeters/Vanbiesbrouck
2	4/19	NY Rangers	W 8-1	1-1	2-7	7-7	39-20	Laughlin	Peeters/Vanbiesbrouck, Hanlon
3	4/21	@ NY Rangers	W 6-3	2-1	-	-	28-42	Barrett	Peeters/Vanbiesbrouck
4	4/23	@ NY Rangers	L 5-6 OT	2-2	-	-	29-30	Brooke	Peeters/Vanbiesbrouck
5	4/25	NY Rangers	L 2-4	2-3	2-6	2-3	32-27	Sandstrom	Peeters/Vanbiesbrouck
6	4/27	@ NY Rangers	L 1-2	2-4	-	-	28-21	Larouche	Peeters/Vanbiesbrouck

1984-85

Patrick Division Semifinals – Washington vs. NY Islanders (best-of-five) – NY Islanders win series 3-2

GM	Date	Opponent	Result	Series	PP	PK	SF-SA	GWG	Goalies
1	4/10	NY Islanders	W 4-3 OT	1-0	2-10	4-5	42-17	Haworth	Riggin/Smith
2	4/11	NY Islanders	W 2-1 2OT	2-0	0-5	2-2	41-37	Gartner	Jensen/Hrudey
3	4/13	@ NY Islanders	L 1-2	2-1	0-2	3-3	16-15	Sutter	Jensen/Smith
4	4/14	@ NY Islanders	L 4-6	2-2	2-5	4-6	33-34	Trottier	Jensen/Smith
5	4/16	NY Islanders	L 1-2	2-3	0-4	3-3	31-32	Sutter	Riggin/Smith

1983-84

Patrick Division Semifinals – Washington vs. Philadelphia (best-of-five) – Washington wins series 3-0

GM	Date	Opponent	Result	Series	PP	PK	SF-SA	GWG	Goalies
1	4/4	Philadelphia	W 4-2	1-0	0-3	0-1	26-21	Duchesne	Riggin/Froese, Lindbergh
2	4/5	Philadelphia	W 6-2	2-0	2-6	2-2	32-32	Laughlin	Jensen/Froese
3	4/7	@ Philadelphia	W 5-1	3-0	1-2	4-4	32-38	Laughlin	Jensen/Lindbergh, Froese

Patrick Division Finals – Washington vs. NY Islanders (best-of-seven) – NY Islanders win series 4-1

1	4/12	@ NY Islanders	W 3-2	1-0	2-6	2-3	27-18	Laughlin	Jensen/Smith, Melanson
2	4/13	@ NY Islanders	L 4-5 OT	1-1	4-7	4-5	35-22	Kallur	Jensen, Riggin/Smith
3	4/15	NY Islanders	L 1-3	1-2	0-3	3-3	33-19	Sutter	Riggin/Smith
4	4/16	NY Islanders	L 2-5	1-3	0-4	2-2	24-23	Boutilier	Riggin, Jensen/Smith
5	4/18	@ NY Islanders	L 3-5	1-4	1-7	3-5	26-28	Flatley	Jensen, Riggin/Smith

1982-83

Patrick Division Semifinals – Washington vs. NY Islanders (best-of-five) – NY Islanders win series 3-1

GM	Date	Opponent	Result	Series	PP	PK	SF-SA	GWG	Goalies
1	4/6	@ NY Islanders	L 2-5	0-1	-	-	29-37	Tonelli	Riggin/Smith
2	4/7	@ NY Islanders	W 4-2	1-1	-	-	39-32	Gould	Jensen/Smith
3	4/9	NY Islanders	L 2-6	1-2	-	-	28-28	Trottier	Jensen, Riggin/Smith
4	4/10	NY Islanders	L 3-6	1-3	-	-	31-37	Hallin	Jensen, Riggin/Smith

Year-by-Year Playoff Statistics

2018-19

Player	GP	G	A	PTS	PIM
Alex Ovechkin	7	4	5	9	19
Nicklas Backstrom	7	5	3	8	4
Evgeny Kuznetsov	7	1	5	6	2
Tom Wilson	7	3	2	5	2
John Carlson	7	0	5	5	6
Dmitry Orlov	7	0	4	4	4
Lars Eller	7	1	2	3	2
Brett Connolly	7	2	0	2	6
Brooks Orpik	7	1	1	2	8
Andre Burakovsky	7	1	1	2	0
T.J. Oshie	4	1	1	2	4
Matt Niskanen	7	0	2	2	0
Nic Dowd	7	1	0	1	6
Carl Hagelin	7	0	1	1	0
Nick Jensen	7	0	0	0	2
Jakub Vrana	7	0	0	0	6
Travis Boyd	1	0	0	0	0
Christian Djoos	3	0	0	0	0
Jonas Siegenthaler	4	0	0	0	2
Devante Smith-Pelly	3	0	0	0	0
Chandler Stephenson	6	0	0	0	2

Goaltender	GP	MIN	W	L	GAA	SO	SA	PCT
Braden Holtby	7	449	3	4	2.67	1	233	.914

2017-18

Player	GP	G	A	PTS	PIM
Evgeny Kuznetsov	24	12	20	32	16
Alex Ovechkin	24	15	12	27	8
Nicklas Backstrom	20	5	18	23	6
T.J. Oshie	24	8	13	21	31
John Carlson	24	5	15	20	8
Lars Eller	24	7	11	18	18
Tom Wilson	21	5	10	15	31
Brett Connolly	24	6	3	9	6
Matt Niskanen	24	1	8	9	8
Devante Smith-Pelly	24	7	1	8	12
Jakub Vrana	23	3	5	8	2
Jay Beagle	23	2	6	8	8
Dmitry Orlov	24	2	6	8	4
Chandler Stephenson	24	2	5	7	8
Andre Burakovsky	13	2	4	6	4
Michal Kempny	24	2	3	5	10
Brooks Orpik	24	1	4	5	15
Alex Chiasson	16	1	1	2	4
Christian Djoos	22	0	1	1	4
Jakub Jerabek	2	0	1	1	2
Nathan Walker	1	0	1	1	0
Shane Gersich	2	0	0	0	0
Travis Boyd	1	0	0	0	0

Goaltender	GP	MIN	W	L	GAA	SO	SA	PCT
Braden Holtby	23	1,386	16	7	2.16	2	639	.922
Philipp Grubauer	2	106	0	1	4.55	0	49	.837

2016-17

Player	GP	G	A	PTS	PIM
Nicklas Backstrom	13	6	7	13	2
T.J. Oshie	13	4	8	12	4
Evgeny Kuznetsov	13	5	5	10	8
Justin Williams	13	3	6	9	6
Alex Ovechkin	13	5	3	8	8
Marcus Johansson	13	2	6	8	2
Kevin Shattenkirk	13	1	5	6	6
Andre Burakovsky	13	3	3	6	2
Lars Eller	13	0	5	5	10
Nate Schmidt	11	1	3	4	4
Matt Niskanen	13	1	3	4	19
John Carlson	13	2	2	4	4
Tom Wilson	13	3	0	3	34
Dmitry Orlov	13	0	3	3	2
Brooks Orpik	13	0	2	2	11
Daniel Winnik	13	0	0	0	0
Brett Connolly	7	0	0	0	0
Paul Carey	1	0	0	0	0
Jay Beagle	13	0	0	0	4
Karl Alzner	7	0	0	0	2

Goaltender	GP	MIN	W	L	GAA	SO	SA	PCT
Braden Holtby	13	803	7	6	2.46	0	364	.909
Philipp Grubauer	1	19	0	0	6.46	0	9	.778

2015-16

Player	GP	G	A	PTS	PIM
Alex Ovechkin	12	5	7	12	2
John Carlson	12	5	7	12	4
Nicklas Backstrom	12	2	9	11	8
T.J. Oshie	12	6	4	10	11
Justin Williams	12	3	4	7	14
Marcus Johansson	12	2	5	7	2
Jay Beagle	12	3	0	3	2
Matt Niskanen	12	0	3	3	6
Jason Chimera	12	1	1	2	12
Evgeny Kuznetsov	12	1	1	2	8
Karl Alzner	12	0	2	2	6
Andre Burakovsky	12	1	0	1	6
Braden Holtby	12	0	1	1	0
Tom Wilson	12	0	1	1	13
Dmitry Orlov	11	0	1	1	2
Nate Schmidt	10	0	1	1	2
Taylor Chorney	7	0	1	1	4
Mike Richards	12	0	0	0	4
Daniel Winnik	12	0	0	0	4
Brooks Orpik	6	0	0	0	10
Mike Weber	2	0	0	0	0

Goaltender	GP	MIN	W	L	GAA	SO	SA	PCT
Braden Holtby	12	732	6	6	1.72	2	363	.942

2014-15

Player	GP	G	A	PTS	PIM
Alex Ovechkin	14	5	4	9	6
Joel Ward	14	3	6	9	2
Nicklas Backstrom	14	3	5	8	2
Evgeny Kuznetsov	14	5	2	7	8
Jason Chimera	14	3	4	7	4
John Carlson	14	1	5	6	4
Jay Beagle	14	1	4	5	4
Karl Alzner	14	2	2	4	6
Marcus Johansson	14	1	3	4	2
Matt Niskanen	14	0	4	4	0
Andre Burakovsky	11	2	1	3	0
Troy Brouwer	14	0	3	3	10
Brooks Laich	14	1	1	2	0
Brooks Orpik	14	0	2	2	8
Mike Green	14	0	2	2	14
Curtis Glencross	10	1	0	1	2
Tim Gleason	14	0	1	1	5
Braden Holtby	13	0	1	1	0
Tom Wilson	13	0	1	1	25
Eric Fehr	4	0	0	0	2
Michael Latta	4	0	0	0	2

Goaltender	GP	MIN	W	L	GAA	SO	SA	PCT
Braden Holtby	13	806	6	7	1.71	1	412	.944
Philipp Grubauer	1	60	1	0	3.00	0	21	.857

2012-13

Player	GP	G	A	PTS	PIM
Mike Green	7	2	2	4	4
Mathieu Perreault	7	1	3	4	0
Joel Ward	7	1	3	4	6
Nicklas Backstrom	7	1	2	3	0
Jason Chimera	7	1	2	3	4
Karl Alzner	7	1	1	2	2
Alex Ovechkin	7	1	1	2	4
Troy Brouwer	7	1	1	2	10
Mike Ribeiro	7	1	1	2	10
Marcus Johansson	7	1	1	2	0
Jay Beagle	7	1	0	1	4
John Carlson	7	0	1	1	4
John Erskine	7	0	1	1	4
Jack Hillen	7	0	1	1	6
Steve Oleksy	7	0	1	1	4
Eric Fehr	7	0	0	0	6
Matt Hendricks	7	0	0	0	0
Martin Erat	4	0	0	0	4
Tom Wilson	3	0	0	0	0

Goaltender	GP	MIN	W	L	GAA	SO	SA	PCT
Braden Holtby	7	433	3	4	2.22	1	189	.922

Year-by-Year Playoff Statistics

2011-12

Player	GP	G	A	PTS	PIM
Alex Ovechkin	14	5	4	9	8
Nicklas Backstrom	13	2	6	8	18
Jason Chimera	14	4	3	7	6
Brooks Laich	14	2	5	7	6
John Carlson	14	2	3	5	8
Joel Ward	14	1	4	5	6
Alexander Semin	14	3	1	4	10
Mike Green	14	2	2	4	10
Troy Brouwer	14	2	2	4	8
Roman Hamrlik	14	1	3	4	12
Mike Knuble	11	2	1	3	6
Marcus Johansson	14	1	2	3	0
Dennis Wideman	14	0	3	3	2
Matt Hendricks	14	1	1	2	6
Jay Beagle	12	1	1	2	4
Karl Alzner	14	0	2	2	0
Keith Aucoin	14	0	2	2	2
John Erskine	4	0	1	1	0
Jeff Schultz	10	0	0	0	2
Mathieu Perreault	4	0	0	0	0
Jeff Halpern	2	0	0	0	4

Goaltender	GP	MIN	W	L	GAA	SO	SA	PCT
Braden Holtby	14	922	7	7	1.95	0	459	.935

2010-11

Player	GP	G	A	PTS	PIM
Alex Ovechkin	9	5	5	10	10
Brooks Laich	9	1	6	7	2
Alexander Semin	9	4	2	6	8
Marcus Johansson	9	2	4	6	0
Mike Green	8	1	5	6	8
Jason Arnott	9	1	5	6	2
Jason Chimera	9	2	2	4	2
John Carlson	9	2	1	3	4
Marco Sturm	9	1	2	3	4
Mike Knuble	6	2	0	2	8
John Erskine	9	1	1	2	6
Nicklas Backstrom	9	0	2	2	4
Eric Fehr	5	1	0	1	0
Scott Hannan	9	0	1	1	2
Karl Alzner	9	0	1	1	0
Matt Bradley	9	0	0	0	4
Sean Collins	1	0	0	0	0
Matt Hendricks	7	0	0	0	4
Jeff Schultz	9	0	0	0	6
Boyd Gordon	9	0	0	0	6

Goaltender	GP	MIN	W	L	GAA	SO	SA	PCT
Michal Neuvirth	9	590	4	5	2.34	1	261	.912

2009-10

Player	GP	G	A	PTS	PIM
Alex Ovechkin	7	5	5	10	0
Nicklas Backstrom	7	5	4	9	4
Mike Knuble	7	2	4	6	6
Eric Fehr	7	3	1	4	4
John Carlson	7	1	3	4	0
Tom Poti	6	0	4	4	5
Brooks Laich	7	2	1	3	4
Matt Bradley	7	1	2	3	2
Jason Chimera	7	1	2	3	2
Mike Green	7	0	3	3	12
Joe Corvo	7	1	1	2	4
Boyd Gordon	6	1	1	2	0
Alexander Semin	7	0	2	2	4
Eric Belanger	7	0	1	1	4
Jeff Schultz	7	0	1	1	4
Tomas Fleischmann	6	0	1	1	6
Brendan Morrison	5	0	1	1	2
Shaone Morrisonn	5	0	0	0	2
David Steckel	3	0	0	0	0
Tyler Sloan	2	0	0	0	0
Scott Walker	1	0	0	0	0
Karl Alzner	1	0	0	0	0

Goaltender	GP	MIN	W	L	GAA	SO	SA	PCT
Semyon Varlamov	6	349	3	3	2.41	0	153	.908
Jose Theodore	2	81	0	1	3.70	0	40	.875

2008-09

Player	GP	G	A	PTS	PIM
Alex Ovechkin	14	11	10	21	8
Nicklas Backstrom	14	3	12	15	8
Alexander Semin	14	5	9	14	16
Mike Green	14	1	8	9	12
Sergei Fedorov	14	1	7	8	12
Brooks Laich	14	3	4	7	10
Tom Poti	14	2	5	7	4
Viktor Kozlov	14	4	2	6	6
Matt Bradley	14	2	4	6	0
David Steckel	14	3	2	5	4
Tomas Fleischmann	14	3	1	4	4
Boyd Gordon	14	0	3	3	4
Milan Jurcina	14	2	0	2	12
Brian Pothier	13	0	2	2	8
Chris Clark	8	1	0	1	8
Shaone Morrisonn	14	0	1	1	8
John Erskine	12	0	1	1	16
Tyler Sloan	2	0	1	1	0
Semyon Varlamov	13	0	0	0	2
Eric Fehr	9	0	0	0	0
Donald Brashear	4	0	0	0	18
Jay Beagle	4	0	0	0	0
Michael Nylander	3	0	0	0	2
Jose Theodore	2	0	0	0	0
Jeff Schultz	1	0	0	0	0

Goaltender	GP	MIN	W	L	GAA	SO	SA	PCT
Semyon Varlamov	13	759	7	6	2.53	2	389	.918
Jose Theodore	2	97	0	1	3.71	0	33	.818

2007-08

Player	GP	G	A	PTS	PIM
Alex Ovechkin	7	4	5	9	0
Alexander Semin	7	3	5	8	8
Mike Green	7	3	4	7	15
Nicklas Backstrom	7	4	2	6	2
Brooks Laich	7	1	5	6	4
Sergei Fedorov	7	1	4	5	8
Viktor Kozlov	7	0	3	3	2
Donald Brashear	7	1	1	2	0
David Steckel	7	1	1	2	4
Matt Bradley	7	0	2	2	2
John Erskine	7	0	2	2	6
Steve Eminger	5	1	0	1	2
Eric Fehr	5	1	0	1	0
Tom Poti	7	0	1	1	8
Shaone Morrisonn	7	0	1	1	6
Tomas Fleischmann	2	0	0	0	0
Jeff Schultz	2	0	0	0	2
Matt Cooke	7	0	0	0	4
Cristobal Huet	7	0	0	0	2
Milan Jurcina	7	0	0	0	6
Boyd Gordon	7	0	0	0	0

Goaltender	GP	MIN	W	L	GAA	SO	SA	PCT
Cristobal Huet	7	451	3	4	2.93	0	242	.909

2002-03

Player	GP	G	A	PTS	PIM
Jaromir Jagr	6	2	5	7	2
Peter Bondra	6	4	2	6	8
Michael Nylander	6	3	2	5	8
Sergei Gonchar	6	0	5	5	4
Dainius Zubrus	6	2	2	4	4
Robert Lang	6	2	1	3	2
Mike Grier	6	1	1	2	2
Brendan Witt	6	1	0	1	0
Ivan Ciernik	2	0	1	1	6
Sergei Berezin	6	0	1	1	0
Jason Doig	6	0	1	1	6
Jeff Halpern	6	0	1	1	2
Calle Johansson	6	0	1	1	0
Brian Sutherby	5	0	0	0	10
Ken Klee	6	0	0	0	6
Steve Konowalchuk	6	0	0	0	6
Joel Kwiatkowski	6	0	0	0	2
Trent Whitfield	6	0	0	0	10

Goaltender	GP	MIN	W	L	GAA	SO	SA	PCT
Olie Kolzig	6	404	2	4	2.08	1	192	.927

Year-by-Year Playoff Statistics

2000-01

Player	GP	G	A	PTS	PIM
Steve Konowalchuk	6	2	3	5	14
Jeff Halpern	6	2	3	5	17
Sergei Gonchar	6	1	3	4	2
Trevor Linden	6	0	4	4	14
Calle Johansson	6	1	2	3	2
Peter Bondra	6	2	0	2	2
Brendan Witt	6	2	0	2	12
Ulf Dahlen	6	0	1	1	2
Ken Klee	6	0	1	1	8
Chris Simon	6	0	1	1	4
Glen Metropolit	1	0	0	0	0
Dmitri Khristich	3	0	0	0	0
Joe Reekie	4	0	0	0	4
Sylvain Cote	5	0	0	0	2
Trent Whitfield	5	0	0	0	2
Adam Oates	6	0	0	0	0
Joe Sacco	6	0	0	0	2
Rob Zettler	6	0	0	0	0
Andrei Nikolishin	6	0	0	0	2
Dainius Zubrus	6	0	0	0	2

Goaltender	GP	MIN	W	L	GAA	SO	SA	PCT
Olie Kolzig	6	375	2	4	2.24	1	153	.908

1999-00

Player	GP	G	A	PTS	PIM
Jeff Halpern	5	2	1	3	0
Calle Johansson	5	1	2	3	0
Adam Oates	5	0	3	3	4
Chris Simon	4	2	0	2	24
Peter Bondra	5	1	1	2	4
Andrei Nikolishin	5	0	2	2	4
Sergei Gonchar	5	1	0	1	6
Steve Konowalchuk	5	1	0	1	2
Ulf Dahlen	5	0	1	1	2
Ken Klee	5	0	1	1	10
Joe Reekie	5	0	1	1	2
Jim McKenzie	1	0	0	0	0
Glen Metropolit	2	0	0	0	2
Trent Whitfield	3	0	0	0	0
Brendan Witt	3	0	0	0	0
Terry Yake	3	0	0	0	0
Dmitri Mironov	4	0	0	0	4
Joe Murphy	5	0	0	0	8
Joe Sacco	5	0	0	0	4
Richard Zednik	5	0	0	0	5
Rob Zettler	5	0	0	0	2

Goaltender	GP	MIN	W	L	GAA	SO	SA	PCT
Craig Billington	1	20	0	0	3.00	0	5	.833
Olie Kolzig	5	284	1	4	3.40	0	87	.845

1997-98

Player	GP	G	A	PTS	PIM
Joe Juneau	21	7	10	17	8
Adam Oates	21	6	11	17	8
Andrei Nikolishin	21	1	13	14	12
Brian Bellows	21	6	7	13	6
Peter Bondra	17	7	5	12	12
Sergei Gonchar	21	7	4	11	30
Richard Zednik	17	7	3	10	16
Calle Johansson	21	2	8	10	16
Esa Tikkanen	21	3	3	6	20
Phil Housley	18	0	4	4	4
Dale Hunter	21	0	4	4	30
Todd Krygier	13	1	2	3	6
Joe Reekie	21	1	2	3	20
Mark Tinordi	21	1	2	3	42
Michal Pivonka	13	0	3	3	0
Jeff Brown	2	0	2	2	0
Mike Eagles	12	0	2	2	2
Ken Klee	9	1	0	1	10
Brendan Witt	16	1	0	1	14
Chris Simon	18	1	0	1	26
Craig Berube	21	1	0	1	21
Kelly Miller	10	0	1	1	4
Jeff Toms	1	0	0	0	0
Jaroslav Svejkovsky	1	0	0	0	2
Olie Kolzig	21	0	0	0	4

Goaltender	GP	MIN	W	L	GAA	SO	SA	PCT
Olie Kolzig	21	1351	12	9	1.95	4	740	.941

1995-96

Player	GP	G	A	PTS	PIM
Joe Juneau	5	0	7	7	6
Sergei Gonchar	6	2	4	6	4
Dale Hunter	6	1	5	6	24
Peter Bondra	6	2	3	5	8
Michal Pivonka	6	3	2	5	18
Andrew Brunette	6	1	3	4	0
Pat Peake	5	2	1	3	12
Sylvain Cote	6	2	0	2	12
Todd Krygier	6	2	0	2	12
Mike Eagles	6	1	1	2	2
Steve Konowalchuk	2	0	2	2	0
Kelly Miller	6	0	1	1	4
Ken Klee	1	0	0	0	0
Nolan Baumgartner	1	0	0	0	10
Craig Berube	2	0	0	0	19
Keith Jones	2	0	0	0	7
Kevin Kaminski	3	0	0	0	16
Jeff Nelson	3	0	0	0	4
Jim Carey	3	0	0	0	0
Olaf Kolzig	5	0	0	0	4
Stefan Ustorf	5	0	0	0	0
Jim Johnson	6	0	0	0	6
Mark Tinordi	6	0	0	0	16
Eric Charron	6	0	0	0	8
Steve Poapst	6	0	0	0	0

Goaltender	GP	MIN	W	L	GAA	SO	SA	PCT
Jim Carey	3	97	0	1	6.19	0	39	.744
Olie Kolzig	5	341	2	3	1.94	0	167	.934

1994-95

Player	GP	G	A	PTS	PIM
Peter Bondra	7	5	3	8	10
Dale Hunter	7	4	4	8	24
Keith Jones	7	4	4	8	22
Joe Juneau	7	2	6	8	2
Steve Konowalchuk	7	2	5	7	12
Dmitri Khristich	7	1	4	5	0
Michal Pivonka	7	1	4	5	21
Calle Johansson	7	3	1	4	0
Sergei Gonchar	7	2	2	4	2
Sylvain Cote	7	1	3	4	2
Kelly Miller	7	0	3	3	4
Mike Eagles	7	0	2	2	4
Jim Johnson	7	0	2	2	8
Rob Pearson	3	1	0	1	17
Mark Tinordi	1	0	0	0	2
Dave Poulin	2	0	0	0	0
Igor Ulanov	2	0	0	0	4
Kevin Kaminski	5	0	0	0	36
Craig Berube	7	0	0	0	29
Joe Reekie	7	0	0	0	2
Ken Klee	7	0	0	0	4
Jim Carey	7	0	0	0	4

Goaltender	GP	MIN	W	L	GAA	SO	SA	PCT
Olie Kozig	2	44	1	0	1.36	0	21	.952
Byron Dafoe	1	20	0	0	3.00	0	3	.667
Jim Carey	7	358	2	4	4.19	0	151	.834

1993-94

Player	GP	G	A	PTS	PIM
Mike Ridley	11	4	6	10	6
Joe Juneau	11	4	5	9	6
Kelly Miller	11	2	7	9	0
Sylvain Cote	9	1	8	9	6
Michal Pivonka	7	4	4	8	4
Kevin Hatcher	11	3	4	7	37
Peter Bondra	9	2	4	6	4
Dmitri Khristich	11	2	3	5	10
Dave Poulin	11	2	2	4	19
Calle Johansson	6	1	3	4	4
Joe Reekie	11	2	1	3	29
Dale Hunter	7	0	3	3	14
Todd Krygier	5	2	0	2	10
John Slaney	11	1	1	2	2
Randy Burridge	11	0	2	2	12
Jason Woolley	4	1	0	1	4
Shawn Anderson	8	1	0	1	12
Pat Peake	8	0	1	1	8
Keith Jones	11	0	1	1	36
Steve Konowalchuk	11	0	1	1	10
Todd Nelson	4	0	0	0	0
Don Beaupre	8	0	0	0	2
Craig Berube	8	0	0	0	21

Goaltender	GP	MIN	W	L	GAA	SO	SA	PCT
Byron Dafoe	2	118	0	2	2.54	0	39	.872
Don Beaupre	8	429	5	2	2.94	1	191	.890
Rick Tabaracci	2	111	0	2	3.24	0	50	.880

Year-by-Year Playoff Statistics

1992-93

Player	GP	G	A	PTS	PIM
Dale Hunter	6	7	1	8	35
Dmitri Khristich	6	2	5	7	2
Al Iafrate	6	6	0	6	4
Mike Ridley	6	1	5	6	0
Peter Bondra	6	0	6	6	0
Pat Elynuik	6	3	2	5	19
Calle Johansson	6	0	5	5	6
Kelly Miller	6	0	3	3	2
Sylvain Cote	6	1	1	2	4
Todd Krygier	6	1	1	2	4
Paul Cavallini	6	0	2	2	18
Michal Pivonka	6	0	2	2	0
Randy Burridge	4	1	0	1	0
Steve Konowalchuk	2	0	1	1	0
Kevin Hatcher	6	0	1	1	14
Alan May	6	0	1	1	6
Don Beaupre	2	0	0	0	0
Rick Tabaracci	4	0	0	0	4
Shawn Anderson	6	0	0	0	0
Keith Jones	6	0	0	0	10

Goaltender	GP	MIN	W	L	GAA	SO	SA	PCT
Rick Tabaracci	4	304	1	3	2.76	0	160	.913
Don Beaupre	2	119	1	1	4.54	0	65	.862

1991-92

Player	GP	G	A	PTS	PIM
Mike Ridley	7	0	11	11	0
Dino Ciccarelli	7	5	4	9	14
Peter Bondra	7	6	2	8	4
Al Iafrate	7	4	2	6	14
Kevin Hatcher	7	2	4	6	19
Michal Pivonka	7	1	5	6	13
Dmitri Khristich	7	3	2	5	15
Dale Hunter	7	1	4	5	16
Calle Johansson	7	0	5	5	4
Todd Krygier	5	2	1	3	4
Sylvain Cote	7	1	2	3	4
Kelly Miller	7	1	2	3	4
John Druce	7	1	0	1	2
Randy Burridge	2	0	1	1	0
Rod Langway	7	0	1	1	2
Paul MacDermid	7	0	1	1	22
Dave Tippett	7	0	1	1	0
Brad Schlegel	7	0	1	1	2
Alan May	7	0	0	0	0

Goaltender	GP	MIN	W	L	GAA	SO	SA	PCT
Don Beaupre	7	419	3	4	3.15	0	212	.896

1990-91

Player	GP	G	A	PTS	PIM
Dale Hunter	11	1	9	10	41
Dino Ciccarelli	11	5	4	9	22
Calle Johansson	10	2	7	9	8
Mike Ridley	11	3	4	7	8
Kelly Miller	11	4	2	6	6
Kevin Hatcher	11	3	3	6	8
Dave Tippett	10	2	3	5	8
Michal Pivonka	11	2	3	5	8
Al Iafrate	10	1	3	4	22
Dmitri Khristich	11	1	3	4	6
Stephen Leach	9	1	2	3	8
Mike Lalor	10	1	2	3	8
Tim Bergland	11	1	1	2	12
John Druce	11	1	1	2	7
Alan May	11	1	1	2	37
Rod Langway	11	0	2	2	6
Peter Bondra	4	0	1	1	2
Nick Kypreos	9	0	1	1	38
Jeff Greenlaw	1	0	0	0	2
Kent Paynter	1	0	0	0	0
Mike Liut	2	0	0	0	0
Neil Sheehy	2	0	0	0	19
Ken Sabourin	11	0	0	0	34

Goaltender	GP	MIN	W	L	GAA	SO	SA	PCT
Don Beaupre	11	624	5	5	2.79	1	294	.901
Mike Liut	2	48	0	1	5.00	0	30	.867

1989-90

Player	GP	G	A	PTS	PIM
John Druce	15	14	3	17	23
Geoff Courtnall	15	4	9	13	32
Dale Hunter	15	4	8	12	61
Dino Ciccarelli	8	8	3	11	6
Scott Stevens	15	2	7	9	25
Kelly Miller	15	3	5	8	23
John Tucker	12	1	7	8	0
Kevin Hatcher	11	0	8	8	32
Mike Ridley	14	3	4	7	8
Calle Johansson	15	1	6	7	4
Bob Rouse	15	2	3	5	47
Rod Langway	15	1	4	5	12
Stephen Leach	14	2	2	4	8
Bob Joyce	14	2	1	3	9
Tim Bergland	15	1	1	2	10
Michal Pivonka	11	0	2	2	6
Nick Kypreos	7	1	0	1	15
Neil Sheehy	10	0	1	1	92
Steve Maltais	1	0	0	0	0
Scott Kleinendorst	3	0	0	0	0
Kent Paynter	3	0	0	0	10
Don Beaupre	8	0	0	0	2
Rob Murray	9	0	0	0	18
Alan May	15	0	0	0	37

Goaltender	GP	MIN	W	L	GAA	SO	SA	PCT
Don Beaupre	8	401	4	3	2.69	0	187	.904
Mike Liut	9	507	4	4	3.31	0	223	.874

1988-89

Player	GP	G	A	PTS	PIM
Geoff Courtnall	6	2	5	7	12
Dino Ciccarelli	6	3	3	6	12
Bengt Gustafsson	4	2	3	5	6
Kevin Hatcher	6	1	4	5	20
Scott Stevens	6	1	4	5	11
Mike Ridley	6	0	5	5	2
Michal Pivonka	6	3	1	4	10
Dale Hunter	6	0	4	4	27
Calle Johansson	6	1	2	3	0
Bob Rouse	6	2	0	2	4
Dave Christian	6	1	1	2	0
Bob Gould	6	0	2	2	0
Lou Franceschetti	6	1	0	1	8
Stephen Leach	6	1	9	1	12
Kelly Miller	6	1	0	1	2
Chris Felix	1	0	1	1	0
Yvon Corriveau	1	0	0	0	0
John Druce	1	0	0	0	0
Doug Wickenheiser	5	0	0	0	2
Rod Langway	6	0	0	0	6
Pete Peeters	6	0	0	0	2
Neil Sheehy	6	0	0	0	19

Goaltender	GP	MIN	W	L	GAA	SO	SA	PCT
Pete Peeters	6	359	2	4	4.01	0	164	.853

1987-88

Player	GP	G	A	PTS	PIM
Bengt Gustafsson	14	4	9	13	6
Michal Pivonka	14	4	9	13	4
Dale Hunter	14	7	5	12	98
Kevin Hatcher	14	5	7	12	55
Scott Stevens	13	1	11	12	46
Mike Ridley	14	6	5	11	10
Dave Christian	14	5	6	11	6
Larry Murphy	13	4	4	8	33
Kelly Miller	13	4	4	8	10
Mike Gartner	14	3	4	7	14
Garry Galley	13	2	4	6	13
Greg Adams	14	0	5	5	58
Bob Gould	14	3	1	4	21
Stephen Leach	3	2	1	3	0
Yvon Corriveau	13	1	2	3	30
Peter Sundstrom	14	2	0	2	6
Grant Ledyard	14	1	0	1	3
Chris Felix	1	0	0	0	0
Jeff Greenlaw	1	0	0	0	19
Grant Jennings	1	0	0	0	0
Ed Kastelic	1	0	0	0	19
Lou Franceschetti	4	0	0	0	14
Clint Malarchuk	4	0	0	0	2
Rod Langway	6	0	0	0	8
Greg Smith	9	0	0	0	23
Pete Peeters	12	0	0	0	4

Goaltender	GP	MIN	W	L	GAA	SO	SA	PCT
Pete Peeters	12	654	7	5	3.12	0	326	.895
Clint Malarchuk	4	193	0	2	4.66	0	95	.842

Year-by-Year Playoff Statistics

1986-87

Player	GP	G	A	PTS	PIM
Mike Gartner	7	4	3	7	14
Scott Stevens	7	0	5	5	19
Kelly Miller	7	2	2	4	0
Larry Murphy	7	2	2	4	6
Greg Adams	7	1	3	4	38
Dave Christian	7	1	3	4	6
Gaetan Duchesne	7	3	0	3	14
Mike Ridley	7	2	1	3	6
Alan Haworth	6	0	3	3	7
Bob Gould	7	0	3	3	8
Michal Pivonka	7	1	1	2	2
Grant Martin	1	1	0	1	2
Ed Kastelic	5	1	0	1	13
Kevin Hatcher	7	1	0	1	20
John Blum	6	0	1	1	4
Rod Langway	7	0	1	1	2
Craig Laughlin	1	0	0	0	0
Garry Galley	2	0	0	0	0
Pete Peeters	3	0	0	0	2
Lou Franceschetti	7	0	0	0	23
Dave Jensen	7	0	0	0	2
Greg Smith	7	0	0	0	11

Goaltender	GP	MIN	W	L	GAA	SO	SA	PCT
Bob Mason	4	309	2	2	1.75	1	143	.937
Pete Peeters	3	180	1	2	3.00	0	76	.880

1985-86

Player	GP	G	A	PTS	PIM
Mike Gartner	9	2	10	12	4
Scott Stevens	9	3	8	11	12
Alan Haworth	9	4	6	10	11
Bob Carpenter	9	5	4	9	12
Dave Christian	9	4	4	8	0
Gaetan Duchesne	9	4	3	7	12
Bob Gould	9	4	3	7	11
Larry Murphy	9	1	5	6	6
Greg Adams	9	1	3	4	27
John Barrett	9	1	2	3	35
Greg Smith	9	1	2	3	9
Jorgen Pettersson	8	1	2	3	2
Rod Langway	9	1	2	3	6
Craig Laughlin	9	1	2	3	10
Yvon Corriveau	4	0	3	3	2
Kevin Hatcher	9	1	1	2	19
Stephen Leach	6	0	1	1	0
Dwight Schofield	3	0	0	0	14
Marc Taylor	3	0	0	0	0
Dave Jensen	4	0	0	0	0
Lou Franceschetti	8	0	0	0	15
Pete Peeters	9	0	0	0	2

Goaltender	GP	MIN	W	L	GAA	SO	SA	PCT
Pete Peeters	9	544	5	4	2.65	0	253	.905

1984-85

Player	GP	G	A	PTS	PIM
Mike Gartner	5	4	3	7	9
Larry Murphy	5	2	3	5	0
Bob Carpenter	5	1	4	5	8
Bengt Gustafsson	5	1	3	4	0
Dave Christian	5	1	1	2	0
Lou Franceschetti	5	1	1	2	15
Alan Haworth	5	1	0	1	0
Doug Jarvis	5	1	0	1	0
Gaetan Duchesne	5	0	1	1	7
Bob Gould	5	0	1	1	2
Rod Langway	5	0	1	1	6
Mike McEwen	5	0	1	1	4
Scott Stevens	5	0	1	1	20
Darren Veitch	5	0	1	1	4
Kevin Hatcher	1	0	0	0	0
Mikko Leinonen	1	0	0	0	0
Peter Anderson	2	0	0	0	0
Timo Blomquist	2	0	0	0	0
Al Jensen	3	0	0	0	2
Gary Sampson	4	0	0	0	0
Greg Adams	5	0	0	0	9
Craig Laughlin	5	0	0	0	2

Goaltender	GP	MIN	W	L	GAA	SO	SA	PCT
Al Jensen	3	201	1	2	2.39	0	86	.906
Pat Riggin	2	122	1	1	2.46	0	39	.872

1983-84

Player	GP	G	A	PTS	PIM
Mike Gartner	8	3	7	10	16
Dave Christian	8	5	4	9	5
Scott Stevens	8	1	8	9	5
Craig Laughlin	8	4	2	6	6
Alan Haworth	8	3	2	5	4
Bengt Gustafsson	8	2	3	5	0
Bryan Erickson	8	3	2	5	7
Doug Jarvis	8	2	3	5	6
Rod Langway	8	0	5	5	7
Bobby Carpenter	8	2	1	3	25
Gaetan Duchesne	8	2	1	3	2
Larry Murphy	8	0	3	3	6
Bob Gould	5	0	2	2	4
Glen Currie	8	1	0	1	0
Gary Sampson	8	1	0	1	0
Peter Andersson	3	0	1	1	2
Darren Veitch	5	0	1	1	15
Al Jensen	6	0	1	1	2
Dave Shand	8	0	1	1	13
Greg Adams	1	0	0	0	0
Andre Hidi	2	0	0	0	0
Lou Franceschetti	3	0	0	0	8
Pat Riggin	5	0	0	0	2
Timo Blomqvist	8	0	0	0	8

Goaltender	GP	MIN	W	L	GAA	SO	SA	PCT
Pat Riggin	5	230	1	3	2.35	0	81	.888
Al Jensen	6	258	3	1	3.26	0	120	.882

1982-83

Player	GP	G	A	PTS	PIM
Bob Gould	4	5	0	5	4
Glen Currie	4	0	3	3	4
Gaetan Duchesne	4	1	1	2	4
Dennis Maruk	4	1	1	2	2
Brian Engblom	4	0	2	2	2
Bobby Carpenter	4	1	0	1	2
Ken Houston	4	1	0	1	4
Craig Laughlin	4	1	0	1	0
Scott Stevens	4	1	0	1	26
Bengt Gustafsson	4	1	0	1	4
Randy Holt	4	0	1	1	20
Doug Jarvis	4	0	1	1	0
Greg Theberge	4	0	1	1	0
Ted Bulley	1	0	0	0	0
Milan Novy	2	0	0	0	0
Chris Valentine	2	0	0	0	4
Timo Blomquist	3	0	0	0	16
Mike Gartner	4	0	0	0	4
Alan Haworth	4	0	0	0	2
Rod Langway	4	0	0	0	0

Goaltender	GP	MIN	W	L	GAA	SO	SA	PCT
Al Jensen	3	139	1	2	4.32	0	75	.867
Pat Riggin	3	101	0	1	4.75	0	59	.864

Playoff Record Book

TEAM - PLAYOFF

ALL-TIME APPEARANCES
29

STANLEY CUP CHAMPIONSHIPS
1 2018

STANLEY CUP FINAL APPEARANCES
2 1998, 2018

CONFERENCE FINALS APPEARANCES
3 1990, 1998, 2018

TEAM – SEASON

MOST GOALS
86 2018
54 1988
53 1998
At Home
39 2018
25 1998
1988
On Road
47 2018
29 1988
28 1998
1990

MOST GOALS AGAINST
61 2018
50 1988
48 1990
At Home
30 2018
26 1988
24 1998
On Road
32 1990
31 2018
24 1988

MOST POWER-PLAY GOALS
22 2018
14 1998
1988
At Home
12 2018
On Road
10 2018

MOST POWER-PLAY ATTEMPTS
99 1988
At Home
51 1988
On Road
48 1988

MOST POWER-PLAY GOALS ALLOWED
18 2018
15 1998
At Home
9 2018
1998
On Road
9 2018
1990

MOST SHORTHANDED GOALS
4 1988

MOST SHORTHANDED GOALS ALLOWED
3 1990

MOST SHOTS
762 2018
529 1998
444 2015

MOST SHOTS ALLOWED
740 1998
691 2018
459 2012

MOST PENALTY MINUTES
529 1988

MOST PENALTY MINUTES, OPPONENTS
635 1988

MOST SHUTOUTS
4 1998
2 2018
2016
2009

MOST TIMES SHUTOUT
2 2013
1998

MOST CONSECUTIVE SHUTOUTS
2 5/21/18 to 5/23/18
5/13/98 to 5/15/98

FEWEST GOALS
8 2000
10 2001
11 1983
At Home
3 2001
4 2000
5 Three times; most recent 2003
On Road
3 2019
4 2000
5 1985

FEWEST GOALS AGAINST
14 Three times; most recent 2003
16 2013
At Home
4 2001
6 1985
7 2013
On Road
5 2003
6 Twice; most recent 2000
7 1983

FEWEST POWER-PLAY GOALS
1 2010
1983

FEWEST POWER-PLAY GOALS ALLOWED
2 2013
1993

FEWEST POWER-PLAY ATTEMPTS
16 2013
21 2000
22 2001

FEWEST POWER-PLAY ATTEMPTS, OPPONENTS
18 1983

FEWEST SHOTS
127 1983

FEWEST SHOTS ALLOWED
109 2000
125 1985

FEWEST PENALTY MINUTES
69 2010
2019
76 2013

FEWEST PENALTY MINUTES, OPPONENTS
42 2013
57 2000
65 2019

TEAM – SERIES

MOST GOALS
31 1988 vs. PHI
27 1992 vs. PIT
26 1995 vs. PIT
At Home
17 1988 vs. PHI
2019 vs. CAR
On Road
16 2018 vs. TB

MOST GOALS AGAINST
29 1995 vs. PIT
27 2009 vs. PIT

At Home
15 2009 vs. PIT
On Road
18 1995 vs. PIT

MOST POWER-PLAY GOALS
11 1992 vs. PIT
At Home
6 2018 vs. CBJ
1993 vs. NYI
On Road
7 1984 vs. NYI

MOST POWER-PLAY ATTEMPTS
52 1988 vs. NJ

MOST POWER-PLAY GOALS ALLOWED
10 1995 vs. PIT
At Home
5 2009 vs. PIT
1996 vs. PIT
1989 vs. PHI
On Road
7 1995 vs. PIT

MOST POWER-PLAY ATTEMPTS, OPPONENT
42 1996 vs. PIT
1995 vs. PIT

MOST SHORTHANDED GOALS
3 1988 vs. PHI

MOST SHORTHANDED GOALS ALLOWED
2 1989 vs. PHI
1990 vs. NYR

MOST SHOTS
292 2010 vs. MTL
273 1987 vs. NYI

MOST SHOTS ALLOWED
256 2009 vs. PIT

MOST PENALTY MINUTES
305 1988 vs. NJ

MOST PENALTY MINUTES, OPPONENT
349 1988 vs. NJ

FEWEST GOALS
6 1990 vs. BOS
7 1998 vs. DET
8 2000 vs. PIT
At Home
2 1998 vs. DET
1991 vs. PIT
On Road
3 Three times; most recent 2019 vs. CAR

FEWEST GOALS AGAINST
4 1986 vs. NYI
5 1984 vs. PHI
6 2016 vs. PHI
At Home
2 2011 vs. NYR
On Road
1 1986 vs. NYI
1984 vs. PHI

FEWEST POWER-PLAY GOALS
1 2015 vs. NYR
2010 vs. MTL
1983 vs. NYI

FEWEST POWER-PLAY ATTEMPTS
11 1984 vs. PHI

FEWEST POWER-PLAY GOALS ALLOWED
0 2015 vs. NYI

FEWEST POWER-PLAY ATTEMPTS, OPPONENT
7 1984 vs. PHI

FEWEST SHOTS
90 1998 vs. OTT
1984 vs. PHI

FEWEST SHOTS AGAINST
90 1986 vs. NYI

Playoff Record Book

FEWEST PENALTY MINUTES
36 2011 vs. TB

FEWEST PENALTY MINUTES, OPPONENT
38 2011 vs. TBL

TEAM – GAME

MOST GOALS
At Home
8 4/19/86 vs. NYR
7 4/23/90 vs. NYR
On Road
7 4/25/92 at PIT
4/14/88 at PHI
4/28/88 at NJ

MOST GOALS AGAINST
At Home
8 4/11/89 vs. PHI
7 4/13/00 vs. PIT
5/16/95 vs. PIT
On Road
10 4/22/88 at NJ
7 4/19/91 at PIT
4/19/90 at NYR

MOST POWER-PLAY GOALS
At Home
3 seven times, most recent
4/20/19 vs. CAR
On Road
5 4/18/16 at PHI

MOST POWER-PLAY GOALS ALLOWED
At Home
3 Three times; most recent
4/13/00 vs. PIT
On Road
4 4/29/92 at PIT

MOST POWER-PLAY GOALS, BOTH TEAMS
5 11 times; most recent
4/15/18 vs. CBJ

MOST POWER-PLAY ATTEMPTS
At Home
11 4/9/83 vs. NYI
On Road
11 Twice, most recent
4/23/92 at PIT

MOST POWER-PLAY ATTEMPTS, OPPONENT
At Home
10 4/24/96 vs. PIT
On Road
12 4/23/92 at PIT

MOST SHORTHANDED GOALS
1 26 times, most recent
4/23/18 at CBJ

MOST SHORTHANDED GOALS ALLOWED
1 18 times, most recent
4/24/19 vs. CAR

MOST SHOTS
At Home
75 4/18/87 vs. NYI
On Road
55 4/11/91 at NYR

MOST SHOTS IN A REGULATION GAME
At Home
49 4/23/90 vs. NYR
On Road
54 4/26/10 at MTL

MOST SHOTS ALLOWED
At Home
65 4/24/96 vs. PIT
On Road
60 6/11/98 at DET

MOST SHOTS ALLOWED IN A REGULATION GAME
At Home
45 4/19/12 vs. BOS
On Road
45 4/15/19 at CAR

MOST PENALTY MINUTES
At Home
80 4/20/88 vs. NJ
On Road
123 4/22/88 at NJ

MOST PENALTY MINUTES, OPPONENT
At Home
82 4/20/88 vs. NJ
On Road
108 4/22/88 at NJ

FEWEST GOALS
At Home
0 10 times; most recent
5/10/17 vs. PIT
On Road
0 Six times; most recent
4/15/19 at CAR

FEWEST GOALS ALLOWED
At Home
0 10 times; most recent
4/20/19 vs. CAR
On Road
0 nine times; most recent
5/23/18 at TB

FEWEST POWER-PLAY ATTEMPTS
0 10 times; most recent
5/19/18 at TB

FEWEST POWER-PLAY ATTEMPTS, OPPONENT
1 17 times; most recent
4/24/19 vs. CAR

FEWEST SHOTS
At Home
14 5/9/90 vs. BOS
On Road
11 5/13/98 at OTT

FEWEST SHOTS ALLOWED
At Home
10 4/9/90 vs. NJ
On Road
14 4/28/12 at NYR

FEWEST PENALTY MINUTES
At Home
2 Seven times; most recent
4/24/19 vs. CAR
On Road
2 Two times; most recent
5/19/18 at TB

FEWEST PENALTY MINUTES, OPPONENT
At Home
0 4/27/15 vs. NYI
5/13/09 vs. PIT
On Road
0 5/19/18 vs. TB

TEAM – PERIOD

MOST GOALS
At Home
4 Four times; most recent
5/5/18 vs. PIT
On Road
4 Six times; most recent
4/19/17 at TOR

MOST GOALS ALLOWED
At Home
4 4/11/89 vs. PHI
5/16/95 vs. PIT
On Road
5 4/22/88 at NJ

MOST POWER-PLAY GOALS
4 4/18/16 at PHI
3 4/14/88 at PHI

MOST POWER-PLAY GOALS ALLOWED
3 4/23/92 at PIT

MOST POWER-PLAY ATTEMPTS
7 4/28/88 vs. NJ

MOST POWER-PLAY ATTEMPTS, OPPONENT
6 4/7/91 vs. NYR

MOST SHOTS
At Home
21 4/15/18 vs. CBJ
On Road
22 4/26/10 at MTL

MOST SHOTS ALLOWED
At Home
21 4/19/08 vs. PHI
On Road
21 4/21/10 at MTL

FEWEST SHOTS
At Home
0 5/7/94 vs. NYR

On Road
1 4/15/19 at CAR

FEWEST SHOTS ALLOWED
At Home
1 4/28/09 vs. NYR
4/21/01 vs. PIT
4/22/96 vs. PIT
On Road
1 4/19/94 at PIT

MOST PENALTY MINUTES
At Home
54 4/20/88 vs. NJD

On Road
77 4/22/88 at NJ

MOST PENALTY MINUTES, OPPONENT
At Home
54 4/20/88 vs. NJD
On Road
63 4/7/84 at PHI

FASTEST GOALS

FASTEST GOAL, START OF A GAME
0:15 Mike Gartner,
4/8/87 in a 4-3 win vs. NYI

FASTEST GOAL AGAINST, START OF A GAME
0:14 Kirk Muller,
4/30/88 in a 3-2 loss vs. NJ

FASTEST GOAL, START OF A PERIOD
0:15 Mike Gartner, 1st period
4/8/87 in a 4-3 win vs. NYI

FASTEST GOAL AGAINST, START OF A PERIOD
0:12 Sidney Crosby, 2nd period
4/27/17 in a 3-2 loss vs. PIT

FASTEST TWO GOALS, BOTH TEAMS
0:09 Bryan Trottier (NYI) and Scott Stevens (WSH), 4/10/86 in a 5-2 win vs. NYI

FASTEST TWO GOALS, CAPITALS PLAYER
0:16 Larry Murphy,
4/10/85 in a 4-3 win vs. NYI

FASTEST TWO GOALS, OPPOSING PLAYER
0:11 Petr Nedved,
4/17/96 in a 6-4 win at PIT

FASTEST TWO GOALS, TWO CAPITALS PLAYERS
0:17 Dino Ciccarelli and Peter Bondra,
4/25/92 in a 7-2 win at PIT

FASTEST TWO GOALS, OPPOSING PLAYERS
0:07 Marian Gaborik and Brandon Dubinsky, 4/20/11 in a 4-3 win at NYR

FASTEST THREE GOALS, BOTH TEAMS
1:09 Mario Lemieux (PIT), Dino Ciccarelli (WSH) and Peter Bondra (WSH), 4/25/92 in a 7-2 loss at PIT

Playoff Record Book

FASTEST THREE GOALS, CAPITALS TEAM
2:09 Mike Gartner and Larry Murphy (2), 4/10/85 in a 4-3 win vs. NYI

FASTEST FOUR GOALS, BOTH TEAMS
2:33 Danny Briere (PHI), Eric Fehr (WSH), Scott Hartnell (PHI) and Sami Kapanen (PHI), 4/15/08 in a 6-3 loss at PHI

INDIVIDUAL – SEASON

MOST GAMES PLAYED
24 12 players, 2018

MOST POINTS
32 Evgeny Kuznetsov, 2018
27 Alex Ovechkin, 2018
23` Nicklas Backstrom, 2018

MOST GOALS
15 Alex Ovechkin, 2018
14 John Druce, 1990
12 Evgeny Kuznetsov, 2018

MOST ASSISTS
20 Evgeny Kuznetsov, 2018
18 Nicklas Backstrom, 2018
15 John Carlson, 2018

MOST PENALTY MINUTES
98 Dale Hunter, 1988
92 Neil Sheehy, 1990
61 Dale Hunter, 1990

MOST POWER-PLAY GOALS
8 John Druce, 1990

MOST SHORTHANDED GOALS
2 Bob Gould, 1988

MOST GAME-WINNING GOALS
4 Joe Juneau, 1998
John Druce, 1990

BEST PLUS/MINUS RATING
+17 Brooks Orpik, 2018
+12 Evgeny Kuznetsov, 2018
+11 Tom Wilson, 2018
John Carlson, 2018

MOST CONSECUTIVE GAMES WITH A POINT
11 Evgeny Kuznetsov, 5/3/18 to 5/28/18 vs. PIT, TB, VGK
9 Nicklas Backstrom, 4/24/09 to 5/11/09 vs. NYR, PIT

MOST CONSECUTIVE GAMES WITH A GOAL
7 John Druce, 4/15/90 to 5/3/90 vs. NJ, NYR, BOS

MOST CONSECUTIVE GAMES WITH AN ASSIST
6 Mike Ridley, 4/21/92 to 5/1/92 vs. PIT

GOALTENDER – SEASON

MOST GAMES PLAYED
23 Braden Holtby, 2018
21 Olie Kolzig, 1998
14 Braden Holtby, 2012

MOST MINUTES
1,386 Braden Holtby, 2018
1,351 Olie Kolzig, 1998
922 Braden Holtby, 2012

MOST WINS
16 Braden Holtby, 2018
12 Olie Kolzig, 1998
7 Braden Holtby, 2017
Braden Holtby, 2012
Semyon Varlamov, 2009
Pete Peeters, 1988

MOST SHUTOUTS
4 Olie Kolzig, 1998
2 Braden Holtby, 2018
Braden Holtby, 2016
Semyon Varlamov, 2009

LOWEST GAA (minimum 60 minutes)
1.71 Braden Holtby, 2015
1.72 Braden Holtby, 2016
1.76 Bob Mason, 1987

HIGHEST SAVE PERCENTAGE (minimum 60 minutes)
.944 Braden Holtby, 2015
.942 Braden Holtby, 2016
.941 Olie Kolzig, 1998

MOST SHOTS AGAINST
740 Olie Kolzig, 1998
639 Braden Holtby, 2018
459 Braden Holtby, 2012

MOST SAVES MADE
696 Olie Kolzig, 1998
589 Braden Holtby, 2018
429 Braden Holtby, 2012

MOST CONSECUTIVE STARTS, GOALTENDER
38 Olie Kolzig, 4/22/98 to 4/20/03

MOST CONSECUTIVE GAMES PLAYED, GOALTENDER
41 Olie Kolzig, 4/24/96 to 4/20/03

MOST CONSECUTIVE WINS, GOALTENDER
5 Semyon Varlamov, 4/24/09 to 5/4/09 vs. NYR, PIT

MOST CONSECUTIVE SHUTOUT MINUTES
168:42 Olie Kolzig, 5/11/98 to 5/23/98

INDIVIDUAL – SERIES

MOST POINTS
14 Alex Ovechkin, 2009 vs. PIT
11 Dino Ciccarelli, 1990 vs. NJ
John Druce, 1990 vs. NYR
Mike Ridley, 1992 vs. PIT

MOST GOALS
9 John Druce, 1990 vs. NYR

MOST ASSISTS
11 Mike Ridley, 1992 vs. PIT

MOST PENALTY MINUTES
58 Neil Sheehy, 1990 vs. NYR

MOST POWER-PLAY GOALS
5 John Druce, 1990 vs. NYR

MOST SHORTHANDED GOALS
2 Bob Gould, 1988 vs. PHI

MOST GAME-WINNING GOALS
2 Several times; most recent Jakub Vrana, 2018 vs. PIT

INDIVIDUAL – GAME

MOST POINTS
5 Alan Haworth, 4/19/86 vs. NYR

MOST GOALS
4 Dino Ciccarelli, 4/25/92 at PIT

MOST ASSISTS
4 **Evgeny Kuznetsov, 6/4/18 vs. VGK**
Andrei Nikolishin, 5/28/98 at BUF
Scott Stevens, 4/28/88 at NJ

MOST POWER-PLAY GOALS
2 Nine times; most recent
Alex Ovechkin, 4/15/18 vs. CBJ

MOST PENALTY MINUTES
32 Dale Hunter, 4/22/88 at NJ

MOST POINTS, OPPONENT
8 Patrik Sundstrom, 4/22/88 at NJ

MOST GOALS, OPPONENT
4 Mark Johnson, 4/22/88 at NJ
Ray Ferraro, 4/26/93 vs. NYI

MOST ASSISTS, OPPONENT
5 Patrik Sundstrom, 4/22/88 at NJ

MOST POWER-PLAY GOALS, OPPONENT
3 Mark Johnson, 4/22/88 at NJ

MOST PENALTY MINUTES, OPPONENT
37 Jim Korn, 4/28/88 at NJ

GOALTENDER – GAME

MOST SAVES
62 Olie Kolzig, 4/24/96 in a 3-2 loss vs. PIT

MOST SHOTS AGAINST IN A REGULATION GAME
48 Olie Kolzig, 6/11/98 at DET

MOST SHOTS AGAINST IN AN OVERTIME GAME
65 Olie Kolzig, 4/24/96 vs. PIT

INDIVIDUAL – PERIOD

MOST POINTS
3 Several times; most recent
John Carlson, 4/11/19 vs. CAR

MOST GOALS
3 Dino Ciccarelli, 4/25/92 at PIT

MOST ASSISTS
3 John Carlson, 4/11/19 vs. CAR

MOST PENALTY MINUTES
24 Dale Hunter, 4/22/88 at NJ

MOST POINTS, OPPONENT
4 Mario Lemieux, 4/23/92 at PIT

MOST GOALS, OPPONENT
3 Ray Ferraro, 4/26/93 vs. NYI
Daniel Alfredsson, 5/11/98 vs. OTT

MOST ASSISTS, OPPONENT
3 Ron Francis, 5/8/95 at PIT
Brian Leetch, 5/9/94 at NYR
Paul Coffey, 4/19/91 at PIT

MOST PENALTY MINUTES, OPPONENT
27 Jim Korn, 4/28/88 at NJ

ALL CAPS

OPPONENTS



Anaheim Ducks

CLUB INFORMATION

Founded **1993-94**
Home Arena ..... **Honda Center (17,174)**
Stanley Cups **2007**
Chief Executive Officer ..... **Michael Schulman**
Executive Vice President/General Manager ..... **Bob Murray**
Head Coach ..... **Dallas Eakins**
Asst. Coaches ..... **Marty Wilford, Mark Morrison, Rich Preston**
Director of Media & Communications ..... **Alex Gilchrist**
2018-19 Record ..... 35-37-10 (80 points)
2018-19 Finish ..... 6th, Pacific Division
2018-19 Playoffs ..... DNQ

Honda Center
2695 E. Katella Ave.
Anaheim, CA 92806
714.940.2900
Fax: 714.940.2953
@AnaheimDucks

2019-20 MEETINGS

Nov. 18 at Washington
Dec. 6 at Anaheim

ALL-TIME SERIES HISTORY

	TOTALS								HOME								AWAY							
YEAR	GP	W	L	T	OT	PTS	GF	GA	GP	W	L	T	OT	PTS	GF	GA	GP	W	L	T	OT	PTS	GF	GA
93-94	2	2	0	0	-	4	8	2	1	1	0	0	-	2	3	0	1	1	0	0	-	2	5	2
94-95	Teams did not meet in 1994-95																							
95-96	2	0	1	1	-	1	3	4	1	0	1	0	-	0	1	2	1	0	0	1	-	1	2	2
96-97	2	0	2	0	-	0	5	9	1	0	1	0	-	0	1	4	1	0	1	0	-	0	4	5
97-98	2	1	1	0	-	2	7	8	1	1	0	0	-	2	3	2	1	0	1	0	-	0	4	6
98-99	2	1	1	0	-	2	1	1	1	1	0	0	-	2	1	0	1	0	1	0	-	0	0	1
99-00	2	0	2	0	0	0	3	12	1	0	1	0	0	0	1	7	1	0	1	0	0	0	2	5
00-01	2	1	1	0	0	2	4	5	1	0	1	0	0	0	0	2	1	1	0	0	0	2	4	3
01-02	2	1	1	0	0	2	5	3	1	1	0	0	0	2	4	1	1	0	1	0	0	0	1	2
02-03	1	0	1	0	0	0	0	3	0	0	0	0	0	0	0	0	1	0	1	0	0	0	0	3
03-04	1	0	1	0	0	0	2	4	1	0	1	0	0	0	2	4	0	0	0	0	0	0	0	0
05-06	1	1	0	-	0	2	3	2	0	0	0	-	0	0	0	0	1	1	0	-	0	2	3	2
06-07	1	0	1	-	0	0	1	6	1	0	1	-	0	0	1	6	0	0	0	-	0	0	0	0
07-08	Teams did not meet in 2007-08																							
08-09	1	1	0	-	0	2	6	4	0	0	0	-	0	0	0	0	1	1	0	-	0	2	6	4
09-10	1	1	0	-	0	2	5	1	1	1	0	-	0	2	5	1	0	0	0	-	0	0	0	0
10-11	2	1	0	-	1	3	8	8	1	0	0	-	1	1	1	2	1	1	0	-	0	2	7	6
11-12	1	1	0	-	0	2	5	4	1	1	0	-	0	2	5	4	0	0	0	-	0	0	0	0
12-13	Teams did not meet in 2012-13																							
13-14	2	1	1	-	0	2	5	5	1	0	1	-	0	0	2	3	1	1	0	-	0	2	3	2
14-15	2	2	0	-	0	4	7	5	1	1	0	-	0	2	2	2	1	1	0	-	0	2	5	3
15-16	2	1	1	-	0	2	1	3	1	0	1	-	0	0	0	2	1	1	0	-	0	2	1	1
16-17	2	1	1	-	0	2	8	9	1	1	0	-	0	2	6	4	1	0	1	-	0	0	2	5
17-18	2	1	1	-	0	2	3	6	1	1	0	-	0	2	3	2	1	0	1	-	0	0	0	4
18-19	2	0	2	-	0	0	7	11	1	0	0	-	0	0	5	6	1	0	1	-	0	0	2	5
Totals	**37**	**17**	**18**	**1**	**1**	**36**	**97**	**115**	**19**	**9**	**9**	**0**	**1**	**19**	**46**	**54**	**18**	**8**	**9**	**1**	**0**	**17**	**51**	**61**

SERIES INFORMATION

	Overall	at Washington	at Anaheim
All-Time Series (W-L-T-OT)	WSH trails, 17-18-1-1	Series Tied, 9-9-0-1	WSH trails, 8-9-1-0
Current Streak	3 ANA win (3/6/18-2/17/19)	1 ANA win (12/2/18)	3 ANA wins (3/12/17-2/17/19)
Last Washington Win	12/16/17 (3-2 OT)	12/16/17 (3-2 OT)	3/7/16 (2-1 SO)
Last Anaheim Win	2/17/19 (5-2)	12/2/18 (6-5)	2/17/19 (5-2)
Last Tie	11/29/95 (2-2)	None	11/29/95 (2-2)
Last Overtime Game	12/16/17 (W, 3-2 OT)	12/16/17 (W, 3-2 OT)	3/7/16 (W, 2-1 SO)
Overtime Record	5-1-1	3-1-0	2-0-1
Last 10 Games (W-L-T-OT)	5-5-0	5-4-1	6-4-0
Longest Unbeaten Streak	4 (3/18/14-3/7/16)	2 (two times)	6 (1/13/06-3/7/16)
Longest Winning Streak	4 (3/18/14-3/7/16)	2 (two times)	6 (1/13/06-3/7/16)
Longest Winless Streak	5 (11/29/95-2/28/97)	2 (three times)	5 (11/29/95-10/28/99)
Longest Losing Streak	4 (12/13/96-2/28/97)	2 (three times)	4 (12/13/96-10/28/99)
Washington Shutouts (Last)	2 (10/10/98)	2 (10/10/98)	None
Anaheim Shutouts (Last)	5 (3/6/18)	2 (4/10/16)	3 (3/6/18)
Last Washington Hat Trick	A. Semin (2/16/11)	None	A. Semin (2/16/11)
Last Anaheim Hat Trick	None	None	None
Most Washington Goals	7 (2/16/11)	6 (2/11/17)	7 (11/19/08)
Most Anaheim Goals	7 (10/19/99)	7 (10/19/99)	6 (two times)

Anaheim Ducks

2018-19 WASHINGTON CAPITALS VS. ANAHEIM DUCKS

CAPITALS LOST SEASON SERIES, 0-2-0 • ANAHEIM 2-0-0

WASHINGTON	DUCKS	CAPITALS	ATTEND	GOALTENDERS	W. GOAL
DEC 2, 2018	6	5	18,506	RYAN MILLER / BRADEN HOLTBY	PONTUS ABERG

ANAHEIM	DUCKS	CAPITALS	ATTEND	GOALTENDERS	W. GOAL
FEB 17, 2019	5	2	17,495	RYAN MILLER / BRADEN HOLTBY	ADAM HENRIQUE

CAPITALS	GP	G	A	P	+/-	PIM	PP	SH	GW	EN	S	%
JOHN CARLSON	2	1	3	4	1	0	0	0	0	0	5	20.0
ALEX OVECHKIN	2	1	1	2	1	0	0	0	0	0	13	7.7
CHANDLER STEPHENSON	2	1	1	2	2	0	0	0	0	0	2	50.0
NIC DOWD	1	1	1	2	2	0	0	0	0	0	1	100.0
EVGENY KUZNETSOV	2	1	1	2	-1	2	0	0	0	0	2	50.0
DMITRIJ JASKIN	2	0	2	2	1	2	0	0	0	0	0	0.0
NICKLAS BACKSTROM	2	1	0	1	0	0	0	0	0	0	9	11.1
TOM WILSON	2	1	0	1	1	12	1	0	0	0	4	25.0
BRETT CONNOLLY	2	0	1	1	-4	0	0	0	0	0	0	0.0
JAKUB VRANA	2	0	1	1	0	0	0	0	0	0	3	0.0
NICK JENSEN	2	0	0	0	1	0	0	0	0	0	1	0.0
MICHAL KEMPNY	2	0	0	0	0	0	0	0	0	0	2	0.0
DMITRY ORLOV	2	0	0	0	-3	4	0	0	0	0	2	0.0
MATT NISKANEN	2	0	0	0	-3	2	0	0	0	0	2	0.0
LARS ELLER	2	0	0	0	-2	0	0	0	0	0	2	0.0
DEVANTE SMITH-PELLY	2	0	0	0	-1	0	0	0	0	0	3	0.0
CHRISTIAN DJOOS	2	0	0	0	1	0	0	0	0	0	1	0.0
BROOKS ORPIK	1	0	0	0	0	0	0	0	0	0	0	0.0
MADISON BOWEY	1	0	0	0	1	0	0	0	0	0	2	0.0
T.J. OSHIE	1	0	0	0	0	0	0	0	0	0	1	0.0
ANDRE BURAKOVSKY	2	0	0	0	-1	2	0	0	0	0	3	0.0

DUCKS	GP	G	A	P	+/-	PIM	PP	SH	GW	EN	S	%
RYAN GETZLAF	2	1	4	5	1	2	0	0	0	0	4	25.0
ADAM HENRIQUE	2	2	2	4	2	0	1	0	1	0	4	50.0
PONTUS ABERG	1	2	1	3	0	0	1	0	1	0	2	100.0
HAMPUS LINDHOLM	2	1	2	3	-3	2	1	0	0	0	8	12.5
JAKOB SILFVERBERG	2	2	0	2	1	0	0	0	0	0	5	40.0
COREY PERRY	1	1	1	2	0	2	1	0	0	0	5	20.0
RICKARD RAKELL	2	1	1	2	-1	2	0	0	0	0	10	10.0
ONDREJ KASE	1	0	2	2	1	0	0	0	0	0	1	0.0
ANDREW COGLIANO	1	1	0	1	1	0	0	0	0	0	3	33.3
BRIAN GIBBONS	2	0	1	1	-1	0	0	0	0	0	2	0.0
CAM FOWLER	1	0	1	1	1	0	0	0	0	0	1	0.0
DANIEL SPRONG	1	0	1	1	-1	0	0	0	0	0	0	0.0
RYAN KESLER	2	0	1	1	-1	0	0	0	0	0	1	0.0
JACOB LARSSON	1	0	1	1	1	0	0	0	0	0	1	0.0
DEREK GRANT	1	0	1	1	0	0	0	0	0	0	0	0.0
JAYCOB MEGNA	1	0	1	1	1	0	0	0	0	0	1	0.0
MICHAEL DEL ZOTTO	1	0	1	1	0	0	0	0	0	0	3	0.0
BRANDON MONTOUR	2	0	1	1	2	0	0	0	0	0	3	0.0
KIEFER SHERWOOD	1	0	1	1	0	2	0	0	0	0	2	0.0
JAKE DOTCHIN	1	0	0	0	-1	0	0	0	0	0	0	0.0
CARTER ROWNEY	2	0	0	0	-1	0	0	0	0	0	1	0.0
MARCUS PETTERSSON	3	0	0	0	-2	2	0	0	0	0	2	0.0
DEVIN SHORE	3	0	0	0	1	0	0	0	0	0	4	0.0
JOSEPH BLANDISI	1	0	0	0	0	0	0	0	0	0	1	0.0
NICK RITCHIE	2	0	0	0	-1	12	0	0	0	0	2	0.0
JOSH MANSON	2	0	0	0	0	0	0	0	0	0	2	0.0
MAX JONES	1	0	0	0	1	2	0	0	0	0	2	0.0
TROY TERRY	1	0	0	0	1	0	0	0	0	0	1	0.0

GOALTENDER	GP	MIN	GA	GAA	SO	W	L	OT	SA	SV%
BRADEN HOLTBY	2	118	11	5.57	0	0	2	0	64	.828

GOALTENDER	GP	MIN	GA	GAA	SO	W	L	OT	SA	SV%
RYAN MILLER	2	107	4	2.25	0	2	0	0	46	.913
JOHN GIBSON	1	13	3	13.52	0	0	0	0	11	.727

POWER PLAY: 1 - 8 (12.5%)
PENALTY KILLING: 3 - 7 (42.9%)

POWER PLAY: 4 - 7 (57.1%)
PENALTY KILLING: 7 - 8 (87.5%)

Arizona Coyotes

CLUB INFORMATION

Founded ..... **1972-73 (WHA), 1979-80 (Winnipeg), 1996-97 (Arizona)**
Home Arena ..... **Gila River Arena (18,300)**
Stanley Cups ..... **None**
President of Hockey Ops & General Manager ..... **John Chayka**
Head Coach ..... **Rick Tocchet**
Assistant Coaches ..... **John MacLean, Phil Housley**
Executive Vice President, Communications & Broadcasting ..... **Rich Nairn**
2018-19 Record ..... 39-35-8 (86 points)
2018-19 Finish ..... 4th, Pacific Division
2018-19 Playoffs ..... DNQ

Gila River Arena
9400 W. Maryland Ave.
Glendale, AZ 85305
623.772.3200
Fax: 623.872.2000
@ArizonaCoyotes

2019-20 MEETINGS

Nov. 11 at Washington
Feb. 15 at Arizona

ALL-TIME SERIES HISTORY

	TOTALS								HOME								AWAY							
YEAR	GP	W	L	T	OT	PTS	GF	GA	GP	W	L	T	OT	PTS	GF	GA	GP	W	L	T	OT	PTS	GF	GA
79-80	4	3	0	1	-	7	18	11	2	2	0	0	-	4	11	7	2	1	0	1	-	3	7	4
80-81	4	3	0	1	-	7	17	11	2	2	0	0	-	4	8	4	2	1	0	1	-	3	9	7
81-82	3	2	1	0	-	4	13	9	1	1	0	0	-	2	7	3	2	1	1	0	-	2	6	6
82-83	3	1	0	2	-	4	12	7	2	1	0	1	-	3	9	4	1	0	0	1	-	1	3	3
83-84	3	2	1	0	-	4	18	10	1	1	0	0	-	2	8	3	2	1	1	0	-	2	10	7
84-85	3	1	2	0	-	2	14	14	2	1	1	0	-	2	11	9	1	0	1	0	-	0	3	5
85-86	3	1	1	1	-	3	16	17	1	1	0	0	-	2	5	3	2	0	1	1	-	1	11	14
86-87	3	1	1	1	-	3	11	10	2	1	1	0	-	2	8	7	1	0	0	1	-	1	3	3
87-88	3	1	2	0	-	2	10	6	1	0	1	0	-	0	2	3	2	1	1	0	-	2	8	3
88-89	3	2	1	0	-	4	14	9	2	2	0	0	-	4	12	6	1	0	1	0	-	0	2	3
89-90	3	0	3	0	-	0	8	16	1	0	1	0	-	0	3	4	2	0	2	0	-	0	5	12
90-91	3	2	1	0	-	4	7	6	2	1	1	0	-	2	5	5	1	1	0	0	-	2	2	1
91-92	3	0	2	1	-	1	11	13	1	0	0	1	-	1	3	3	2	0	2	0	-	0	8	10
92-93	2	1	1	0	-	2	10	12	1	1	0	0	-	2	8	6	1	0	1	0	-	0	2	6
93-94	2	1	1	0	-	2	8	9	1	1	0	0	-	2	4	3	1	0	1	0	-	0	4	6
94-95	Teams did not meet in 1994-95																							
95-96	2	1	0	1	-	3	7	2	1	0	0	1	-	1	1	1	1	1	0	0	-	2	6	1
96-97	2	1	1	0	-	2	6	4	1	1	0	0	-	2	3	0	1	0	1	0	-	0	3	4
97-98	2	1	0	1	-	3	5	4	1	1	0	0	-	2	2	1	1	0	0	1	-	1	3	3
98-99	2	0	2	0	-	0	3	6	1	0	1	0	-	0	1	2	1	0	1	0	-	0	2	4
99-00	2	1	0	1	0	3	5	4	1	1	0	0	0	2	3	2	1	0	0	1	0	1	2	2
00-01	1	0	0	1	0	1	2	2	1	0	0	1	0	1	2	2	0	0	0	0	0	0	0	0
01-02	2	0	1	1	0	1	4	7	1	0	0	1	0	1	2	2	1	0	1	0	0	0	2	5
02-03	2	1	0	0	1	3	5	5	1	0	0	0	1	1	1	2	1	1	0	0	0	2	4	3
03-04	1	0	1	0	0	0	0	3	1	0	1	0	0	0	0	3	0	0	0	0	0	0	0	0
05-06	1	1	0	-	0	2	6	1	0	0	0	-	0	0	0	0	1	1	0	-	0	2	6	1
06-07	1	0	1	-	0	0	2	3	1	0	1	-	0	0	2	3	0	0	0	-	0	0	0	0
07-08	Teams did not meet in 2007-08																							
08-09	1	0	1	-	0	0	1	2	0	0	0	-	0	0	0	0	1	0	1	-	0	0	1	2
09-10	1	1	0	-	0	2	4	2	1	1	0	-	0	2	4	2	0	0	0	-	0	0	0	0
10-11	1	0	1	-	0	0	2	3	0	0	0	-	0	0	0	0	1	0	1	-	0	0	2	3
11-12	1	1	0	-	0	2	4	3	1	1	0	-	0	2	4	3	0	0	0	-	0	0	0	0
12-13	Teams did not meet in 2012-13																							
13-14	2	1	0	-	1	3	6	5	1	1	0	-	0	2	3	2	1	0	0	-	1	1	3	3
14-15	2	1	1	-	0	2	7	7	1	0	1	-	0	0	5	6	1	1	0	-	0	2	2	1
15-16	2	1	1	-	0	2	3	5	1	1	0	-	0	2	3	2	1	0	1	-	0	0	0	3
16-17	2	1	1	-	0	2	7	7	1	1	0	-	0	2	4	1	1	0	1	-	0	0	3	6
17-18	2	1	0	-	1	3	5	5	1	1	0	-	0	2	3	2	1	0	0	-	1	1	2	3
18-19	2	1	1	-	0	2	5	6	1	0	1	-	0	0	1	4	1	1	0	-	0	2	4	2
Totals	**79**	**35**	**29**	**12**	**3**	**85**	**276**	**246**	**40**	**24**	**10**	**5**	**1**	**54**	**148**	**110**	**39**	**11**	**19**	**7**	**2**	**31**	**128**	**136**

SERIES INFORMATION

	Overall	at Washington	at Arizona
All-Time Series (W-L-T-OT)	WSH leads, 35-29-12-3	WSH leads, 24-10-5-1	WSH trails, 11-19-7-2
Current Streak	1 WSH win (12/6/18)	1 ARI wins (11/11/18)	1 WSH win (12/6/18)
Last Washington Win	12/6/18 (4-2)	11/6/17 (3-2 OT)	11/18/14 (2-1 OT)
Last Arizona Win	11/11/18 (4-1)	11/2/14 (5-6)	12/22/17 (2-3 OT)
Last Tie	11/2/01 (2-2)	11/2/01 (2-2)	10/23/99 (2-2)
Last Overtime Game	12/22/17 (L, 2-3)	11/6/17 (W, 3-2)	12/22/17 (L, 2-3)
Overtime Record	3-4-9	2-1-4	1-3-5
Last 10 Games (W-L-T-OT)	5-4-1	6-2-	3-5-2
Longest Unbeaten Streak	9 (11/2/79-12/4/81)	8 (11/7/79-1/17/84)	4 (11/2/79-12/31/80)
Longest Winning Streak	4 (11/7/79-10/10/80)	5 (11/7/79-12/4/81)	2 (12/13/02-1/16/06)
Longest Winless Streak	4 (10/27/91-10/26/92)	5 (11/14/00-1/1/07)	6 (2/19/84-10/30/87)
Longest Losing Streak	3 (10/25/89-1/23/90)	3 (1/1/03-1/1/07)	4 (10/27/91-10/6/93)
Washington Shutouts (Last)	2 (1/3/97)	1 (1/3/97)	1 (2/19/88)
Arizona Shutouts (Last)	3 (4/2/16)	1 (1/7/04)	2 (4/2/16)
Last Washington Hat Trick	S. Konowalchuk (12/10/95)	D. Maruk (12/4/81)	S. Konowalchuk (12/10/95)
Last Arizona Hat Trick	D. Langkow (10/13/01)	T. Selanne (12/11/92)	D. Langkow (10/13/01)
Most Washington Goals	8 (two times)	8 (two times)	7 (two times)
Most Arizona Goals	7 (three times)	7 (12/7/84)	7 (two times)

Arizona Coyotes

2018-19 WASHINGTON CAPITALS VS. ARIZONA COYOTES

CAPITALS TIED SEASON SERIES, 1-1-0 • ARIZONA 1-1-0

WASHINGTON	COYOTES	CAPITALS	ATTEND	GOALTENDERS	W. GOAL
NOV 11, 2018	4	1	18,506	DARCY KUEMPER / BRADEN HOLTBY	RICHARD PANIK

ARIZONA	COYOTES	CAPITALS	ATTEND	GOALTENDERS	W. GOAL
DEC 6, 2018	2	4	11,910	PHEONIX COPLEY / ADIN HILL	ANDRE BURAKOVSKY

CAPITALS	GP	G	A	P	+/-	PIM	PP	SH	GW	EN	S	%
ALEX OVECHKIN	2	1	1	2	1	0	0	0	0	1	6	16.7
MATT NISKANEN	2	1	1	2	2	4	0	0	0	0	9	11.1
NICKLAS BACKSTROM	2	1	1	2	3	2	0	0	0	0	3	33.3
JAKUB VRANA	2	1	0	1	1	0	0	0	0	0	4	25.0
ANDRE BURAKOVSKY	2	1	0	1	-1	0	0	0	1	0	2	50.0
NICK JENSEN	1	0	1	1	1	0	0	0	0	0	1	0.0
DMITRY ORLOV	2	0	1	1	3	2	0	0	0	0	2	0.0
BRETT CONNOLLY	2	0	1	1	1	0	0	0	0	0	4	0.0
TRAVIS BOYD	2	0	1	1	-1	0	0	0	0	0	0	0.0
MADISON BOWEY	2	0	1	1	0	0	0	0	0	0	5	0.0
EVGENY KUZNETSOV	2	0	1	1	1	2	0	0	0	0	3	0.0
MICHAL KEMPNY	2	0	0	0	0	0	0	0	0	0	6	0.0
CHANDLER STEPHENSON	2	0	0	0	0	0	0	0	0	0	2	0.0
LARS ELLER	2	0	0	0	-2	2	0	0	0	0	7	0.0
DMITRIJ JASKIN	1	0	0	0	0	0	0	0	0	0	0	0.0
DEVANTE SMITH-PELLY	2	0	0	0	-1	0	0	0	0	0	2	0.0
NIC DOWD	2	0	0	0	-1	0	0	0	0	0	1	0.0
CHRISTIAN DJOOS	2	0	0	0	-1	0	0	0	0	0	1	0.0
JONAS SIEGENTHALER	1	0	0	0	-2	0	0	0	0	0	0	0.0
CARL HAGELIN	1	0	0	0	0	0	0	0	0	0	2	0.0
JOHN CARLSON	2	0	0	0	0	0	0	0	0	0	12	0.0
T.J. OSHIE	1	0	0	0	0	4	0	0	0	0	1	0.0

COYOTES	GP	G	A	P	+/-	PIM	PP	SH	GW	EN	S	%
DYLAN STROME	2	1	3	4	1	2	0	0	0	1	3	33.3
RICHARD PANIK	2	1	1	2	0	0	0	0	1	0	3	33.3
ALEX GALCHENYUK	2	1	1	2	1	0	1	0	0	0	7	14.3
DEREK STEPAN	2	1	1	2	0	0	0	0	0	1	2	50.0
VINNIE HINOSTROZA	2	1	0	1	-1	0	1	0	0	0	6	16.7
CHRISTIAN FISCHER	2	1	0	1	1	0	0	0	0	0	5	20.0
LAWSON CROUSE	1	1	0	1	0	0	0	0	0	0	2	50.0
NICK SCHMALTZ	2	0	1	1	-2	0	0	0	0	0	3	0.0
CLAYTON KELLER	2	0	1	1	-1	0	0	0	0	0	3	0.0
BRENDAN PERLINI	1	0	1	1	0	2	0	0	0	0	0	0.0
NICK COUSINS	2	0	1	1	0	0	0	0	0	0	0	0.0
OLIVER EKMAN-LARSSON	2	0	1	1	-2	0	0	0	0	0	4	0.0
JORDAN OESTERLE	2	0	1	1	1	0	0	0	0	0	4	0.0
KEVIN CONNAUTON	2	0	0	0	0	0	0	0	0	0	3	0.0
NIKLAS HJALMARSSON	2	0	0	0	-1	0	0	0	0	0	2	0.0
JAKOB CHYCHRUN	1	0	0	0	-1	2	0	0	0	0	1	0.0
BRAD RICHARDSON	2	0	0	0	-2	0	0	0	0	0	2	0.0
MARIO KEMPE	1	0	0	0	-1	0	0	0	0	0	1	0.0
ALEX GOLIGOSKI	1	0	0	0	1	0	0	0	0	0	1	0.0
MICHAEL GRABNER	1	0	0	0	-1	0	0	0	0	0	2	0.0
JORDAN WEAL	1	0	0	0	0	0	0	0	0	0	1	0.0
JOSH ARCHIBALD	2	0	0	0	1	0	0	0	0	0	0	0.0
ILYA LYUBUSHKIN	1	0	0	0	1	0	0	0	0	0	0	0.0
JASON DEMERS	1	0	0	0	0	0	0	0	0	0	1	0.0

GOALTENDER	GP	MIN	GA	GAA	SO	W	L	OT	SA	SV%
PHEONIX COPLEY	1	60	2	2.00	0	1	0	0	29	.931
BRADEN HOLTBY	1	59	3	3.04	0	0	1	0	21	.857

POWER PLAY: 0 - 3 (0%)

PENALTY KILLING: 6 - 8 (75%)

GOALTENDER	GP	MIN	GA	GAA	SO	W	L	OT	SA	SV%
DARCY KUEMPER	1	60	1	1.00	0	1	0	0	39	.974
ADIN HILL	1	58	3	3.09	0	0	1	0	28	.893

POWER PLAY: 2 - 8 (25%)

PENALTY KILLING: 3 - 3 (100%)

Boston Bruins

CLUB INFORMATION

Founded **1924-25**
Home Arena ..... **TD Garden (17,565)**
Stanley Cups ..... **6 (most recent, 2011)**
General Manager ..... **Don Sweeney**
Head Coach ..... **Bruce Cassidy**
Assistant Coaches ..... **Joe Sacco, Jay Pandolfo, Kevin Dean**
Vice President of Marketing & Communications ..... **Matthew Chmura**
2018-19 Record ..... 49-24-9 (107 points)
2018-19 Finish ..... 2nd, Atlantic Division
2018-19 Playoffs ..... Stanley Cup Final (def. by STL, 4-3)

TD Garden
100 Legends Way
Boston, MA 02114
617.624.2327
Fax: 617.523.7184
@NHLBruins

2019-20 MEETINGS

Nov. 16 at Boston
Dec. 11 at Washington
Dec. 23 at Boston

ALL-TIME SERIES HISTORY

	TOTALS								HOME								AWAY							
YEAR	GP	W	L	T	OT	PTS	GF	GA	GP	W	L	T	OT	PTS	GF	GA	GP	W	L	T	OT	PTS	GF	GA
74-75	5	0	4	1	-	1	10	41	2	0	1	1	-	1	3	11	3	0	3	0	-	0	7	30
75-76	5	0	4	1	-	1	14	20	3	0	2	1	-	1	9	13	2	0	2	0	-	0	5	7
76-77	5	0	4	1	-	1	12	20	2	0	2	0	-	0	3	7	3	0	2	1	-	1	9	13
77-78	5	0	4	1	-	1	10	25	3	0	2	1	-	1	9	15	2	0	2	0	-	0	1	10
78-79	4	0	3	1	-	1	10	20	2	0	1	1	-	1	6	9	2	0	2	0	-	0	4	11
79-80	4	1	2	1	-	3	13	15	2	1	1	0	-	2	8	9	2	0	1	1	-	1	5	6
80-81	4	1	2	1	-	3	9	18	2	0	1	1	-	1	3	9	2	1	1	0	-	2	6	9
81-82	3	0	3	0	-	0	8	16	1	0	1	0	-	0	4	7	2	0	2	0	-	0	4	9
82-83	3	3	0	0	-	6	12	8	2	2	0	0	-	4	10	7	1	1	0	0	-	2	2	1
83-84	3	1	2	0	-	2	5	9	1	0	1	0	-	0	1	4	2	1	1	0	-	2	4	5
84-85	3	2	1	0	-	4	12	8	2	1	1	0	-	2	7	4	1	1	0	0	-	2	5	4
85-86	3	2	0	1	-	5	10	6	1	1	0	0	-	2	6	3	2	1	0	1	-	3	4	3
86-87	3	1	1	1	-	3	8	8	2	1	0	1	-	3	6	5	1	0	1	0	-	0	2	3
87-88	3	2	1	0	-	4	10	5	1	1	0	0	-	2	4	1	2	1	1	0	-	2	6	4
88-89	3	1	1	1	-	3	11	7	2	0	1	1	-	1	4	5	1	1	0	0	-	2	7	2
89-90	3	1	2	0	-	2	13	13	1	0	1	0	-	0	3	5	2	1	1	0	-	2	10	8
90-91	3	1	1	1	-	3	11	11	2	0	1	1	-	1	6	8	1	1	0	0	-	2	5	3
91-92	3	1	1	1	-	3	12	12	2	1	1	0	-	2	7	7	1	0	0	1	-	1	5	5
92-93	3	1	2	0	-	2	13	11	1	1	0	0	-	2	6	2	2	0	2	0	-	0	7	9
93-94	4	0	4	0	-	0	10	23	2	0	2	0	-	0	5	9	2	0	2	0	-	0	5	14
94-95	3	2	0	1	-	5	6	3	1	1	0	0	-	2	2	1	2	1	0	1	-	3	4	2
95-96	4	2	2	0	-	4	11	11	2	0	2	0	-	0	5	9	2	2	0	0	-	4	6	2
96-97	4	1	1	2	-	4	11	11	2	0	0	2	-	2	5	5	2	1	1	0	-	2	6	6
97-98	4	1	2	1	-	3	5	7	2	1	1	0	-	2	4	4	2	0	1	1	-	1	1	3
98-99	4	1	3	0	-	2	13	14	2	1	1	0	-	2	6	5	2	0	2	0	-	0	7	9
99-00	4	1	1	2	0	4	7	7	2	0	1	1	0	1	2	5	2	1	0	1	0	3	5	2
00-01	4	2	1	1	0	5	7	7	2	1	0	1	0	3	4	3	2	1	1	0	0	2	3	4
01-02	4	2	2	0	0	4	7	12	2	2	0	0	0	4	3	1	2	0	2	0	0	0	4	11
02-03	4	1	1	1	1	4	14	18	2	1	1	0	0	2	7	10	2	0	0	1	1	2	7	8
03-04	4	1	2	1	0	3	12	14	2	1	1	0	0	2	7	8	2	0	1	1	0	1	5	6
05-06	4	1	2	-	1	3	9	11	2	0	1	-	1	1	5	7	2	1	1	-	0	2	4	4
06-07	4	0	0	-	4	4	9	10	2	0	0	-	2	2	4	4	2	0	0	-	2	2	5	6
07-08	4	2	2	-	0	4	12	7	2	2	0	-	0	4	11	3	2	0	2	-	0	0	1	4
08-09	4	3	0	-	1	7	11	8	2	2	0	-	0	4	5	2	2	1	0	-	1	3	6	6
09-10	4	3	0	-	1	7	14	7	2	1	0	-	1	3	6	5	2	2	0	-	0	4	8	2
10-11	4	1	3	-	0	2	9	13	2	1	1	-	0	2	6	6	2	0	2	-	0	0	3	7
11-12	4	3	1	-	0	6	12	12	2	1	1	-	0	2	6	7	2	2	0	-	0	4	6	5
12-13	3	2	1	-	0	4	8	9	2	2	0	-	0	4	7	5	1	0	1	-	0	0	1	4
13-14	3	1	2	-	0	2	6	9	1	0	1	-	0	0	2	4	2	1	1	-	0	2	4	5
14-15	3	3	0	-	0	6	9	0	2	2	0	-	0	4	5	0	1	1	0	-	0	2	4	0
15-16	3	3	0	-	0	6	9	4	1	1	0	-	0	2	4	1	2	2	0	-	0	4	5	3
16-17	3	3	0	-	0	6	12	7	2	2	0	-	0	4	9	6	1	1	0	-	0	2	3	1
17-18	3	3	0	-	0	6	11	8	**1**	**1**	**0**	**-**	**0**	**2**	**3**	**3**	2	2	0	-	0	4	8	5
18-19	3	2	1	-	0	4	11	3	**2**	**1**	**1**	**-**	**0**	**2**	**7**	**1**	1	1	0	-	0	2	4	2
Totals	**160**	**62**	**69**	**21**	**8**	**153**	**448**	**508**	**80**	**33**	**31**	**12**	**4**	**82**	**235**	**245**	**80**	**29**	**38**	**9**	**4**	**71**	**213**	**263**

SERIES INFORMATION

	Overall	at Washington	at Boston
All-Time Series (W-L-T-OT)	WSH trails, 62-69-21-8	WSH leads, 33-31-12-4	WSH trails, 29-38-9-4
Current Streak	1 BOS win (2/3/19)	1 BOS win (2/3/19)	6 WSH wins (10/11/14-1/10/19)
Last Washington Win	1/10/19 (4-2)	10/3/18 (7-0)	1/10/19 (4-2)
Last Boston Win	2/3/19 (0-1)	2/3/19 (0-1)	3/6/14 (0-3)
Last Tie	4/1/04 (3-3)	1/20/03 (3-3)	4/1/04 (3-3)
Last Overtime Game	12/28/17 (W, 4-3, SO)	12/28/17 (W, 4-3, SO)	3/5/16 (W, 2-1 OT)
Overtime Record	12-11-14	7-4-7	5-7-7
Last 10 Games (W-L-OT)	9-1-0	8-2-0	8-2-0
Longest Unbeaten Streak	14 (10/11/14-1/10/19)	7 (3/15/15-10/3/18)	6 (10/11/14-1/10/19)
Longest Winning Streak	14 (10/11/14-1/10/19)	7 (3/15/15-10/3/18)	6 (10/11/14-1/10/19)
Longest Winless Streak	26 (11/7/74-11/15/79)	13 (1/7/75-10/13/79)	15 (11/7/74-12/7/80)
Longest Losing Streak	6 (two times)	5 (12/29/03-2/6/07)	6 (two times)
Washington Shutouts (Last)	9 (10/3/18)	4 (10/3/18)	5 (10/11/14)
Boston Shutouts (Last)	9 (2/3/19)	4 (2/3/19)	5 (3/6/14)
Last Washington Hat Trick	M. Perreault (1/24/12)	M. Perreault (1/24/12)	C. Clark (3/15/07)
Last Boston Hat Trick	C. Neely (1/2/94)	R. Middleton (12/23/81)	C. Neely (1/2/94)
Most Washington Goals	10 (3/3/08)	10 (3/3/08)	7 (two times)
Most Boston Goals	12 (12/14/74)	8 (3/4/75)	12 (12/14/74)

Boston Bruins

2018-19 WASHINGTON CAPITALS VS. BOSTON BRUINS

CAPITALS WON SEASON SERIES, 2-1-0 • BOSTON 1-2-0

WASHINGTON	BRUINS	CAPITALS	ATTEND	GOALTENDERS	W. GOAL
OCT 3, 2018	0	7	18,506	BRADEN HOLTBY / TUUKKA RASK	T.J. OSHIE
FEB 3, 2019	1	0	18,506	TUUKKA RASK / BRADEN HOLTBY	DAVID KREJCI

BOSTON	BRUINS	CAPITALS	ATTEND	GOALTENDERS	W. GOAL
JAN 10, 2019	2	4	17,565	BRADEN HOLTBY / JAROSLAV HALAK	NICKLAS BACKSTROM

CAPITALS	GP	G	A	P	+/-	PIM	PPG	SH	GW	EN	S	%
ALEX OVECHKIN	3	3	1	4	2	0	1	0	0	1	13	23.1
NICKLAS BACKSTROM	3	1	3	4	3	0	0	0	1	0	2	50.0
T.J. OSHIE	3	1	3	4	3	2	0	0	1	0	9	11.1
EVGENY KUZNETSOV	3	2	0	2	2	2	2	0	0	0	6	33.3
JOHN CARLSON	3	1	1	2	4	0	1	0	0	0	6	16.7
NICK JENSEN	3	0	2	2	0	4	0	0	0	0	1	0.0
JAKUB VRANA	3	1	0	1	3	2	0	0	0	0	4	25.0
LARS ELLER	2	1	0	1	0	7	0	0	0	0	5	20.0
NIC DOWD	3	1	0	1	0	0	0	0	0	0	4	25.0
MATT NISKANEN	3	0	1	1	-1	0	0	0	0	0	4	0.0
CHANDLER STEPHENSON	2	0	1	1	0	0	0	0	0	0	2	0.0
DEVANTE SMITH-PELLY	3	0	1	1	0	0	0	0	0	0	2	0.0
JONAS SIEGENTHALER	2	0	1	1	1	2	0	0	0	0	1	0.0
TOM WILSON	2	0	1	1	2	0	0	0	0	0	4	0.0
BROOKS ORPIK	3	0	1	1	2	0	0	0	0	0	0	0.0
NATHAN WALKER	1	0	1	1	1	0	0	0	0	0	1	0.0
MICHAL KEMPNY	2	0	0	0	3	2	0	0	0	0	2	0.0
DMITRY ORLOV	3	0	0	0	-1	0	0	0	0	0	3	0.0
BRETT CONNOLLY	3	0	0	0	-1	2	0	0	0	0	6	0.0
DMITRIJ JASKIN	1	0	0	0	-1	2	0	0	0	0	2	0.0
CHRISTIAN DJOOS	1	0	0	0	1	0	0	0	0	0	1	0.0
CARL HAGELIN	2	0	0	0	0	2	0	0	0	0	4	0.0
ANDRE BURAKOVSKY	2	0	0	0	1	0	0	0	0	0	2	0.0
TRAVIS BOYD	2	0	0	0	0	0	0	0	0	0	3	0.0
MADISON BOWEY	1	0	0	0	1	7	0	0	0	0	1	0.0

GOALTENDERS	GP	MIN	GA	GAA	SO	W	L	OT	SA	SV%
BRADEN HOLTBY	3	178	3	1.01	1	2	1	0	105	.971

POWER PLAY: 4 - 11 (36.4%)

PENALTY KILLING: 9 - 10 (90%)

BRUINS	GP	G	A	P	+/-	PIM	PPG	SH	GW	EN	S	%
DAVID KREJCI	3	2	0	2	0	0	1	0	1	0	3	66.7
MARCUS JOHANSSON	2	2	0	2	-1	0	0	0	0	0	6	33.3
TOREY KRUG	2	0	2	2	0	0	0	0	0	0	4	0.0
RYAN DONATO	2	1	0	1	1	0	0	0	0	0	8	12.5
JAKOB FORSBACKA KARLSSON	1	0	1	1	1	0	0	0	0	0	0	0.0
GEMEL SMITH	1	0	1	1	1	0	0	0	0	0	0	0.0
DAVID BACKES	3	0	1	1	-1	2	0	0	0	0	1	0.0
DANTON HEINEN	2	0	1	1	1	0	0	0	0	0	1	0.0
DAVID PASTRNAK	3	0	1	1	-4	0	0	0	0	0	11	0.0
CHARLIE COYLE	1	0	0	0	-2	0	0	0	0	0	1	0.0
CHRIS WAGNER	3	0	0	0	-2	0	0	0	0	0	6	0.0
JOAKIM NORDSTROM	2	0	0	0	-1	0	0	0	0	0	6	0.0
PETER CEHLARIK	1	0	0	0	0	0	0	0	0	0	2	0.0
BRANDON CARLO	3	0	0	0	-1	2	0	0	0	0	1	0.0
JOHN MOORE	2	0	0	0	0	0	0	0	0	0	4	0.0
ZDENO CHARA	3	0	0	0	-3	0	0	0	0	0	9	0.0
PATRICE BERGERON	3	0	0	0	-5	4	0	0	0	0	11	0.0
MATT GRZELCYK	3	0	0	0	-2	0	0	0	0	0	6	0.0
SEAN KURALY	3	0	0	0	-1	9	0	0	0	0	10	0.0
NOEL ACCIARI	3	0	0	0	-2	0	0	0	0	0	3	0.0
BRAD MARCHAND	3	0	0	0	-5	19	0	0	0	0	10	0.0
CHARLIE MCAVOY	2	0	0	0	-1	2	0	0	0	0	0	0.0
JAKE DEBRUSK	3	0	0	0	1	0	0	0	0	0	7	0.0
TRENT FREDERIC	1	0	0	0	0	0	0	0	0	0	1	0.0
KEVAN MILLER	3	0	0	0	-2	4	0	0	0	0	1	0.0

GOALTENDERS	GP	MIN	GA	GAA	SO	W	L	OT	SA	SV%
TUUKKA RASK	2	87	5	3.43	1	1	1	0	43	.884
JAROSLAV HALAK	2	91	5	3.30	0	0	1	0	39	.872

POWER PLAY: 1 - 10 (10%)

PENALTY KILLING: 7 - 11 (63.6%)

Buffalo Sabres

CLUB INFORMATION

Founded **1970-71**
Home Arena ..... **KeyBank Center (19,070)**
Stanley Cups ..... **None**
General Manager ..... **Jason Botterill**
Head Coach ..... **Ralph Krueger**
Assistant Coaches ..... **Mike Bales, Don Granato, Steve Smith**
Vice President of Media Relations ..... **Chris Bandura**
2018-19 Record ..... 33-39-10 (76 points)
2018-19 Finish ..... 6th, Atlantic Division
2018-19 Playoffs ..... DNQ

First Niagara Center
One Seymour H. Knox III Plaza
Buffalo, NY 14203
716.855.4100
Fax: 716.855.4110
@BuffaloSabres

2019-20 MEETINGS

Nov. 1 at Washington:
Mar. 9 at Buffalo
Mar. 30 at Buffalo

ALL-TIME SERIES HISTORY

	TOTALS								HOME								AWAY							
YEAR	GP	W	L	T	OT	PTS	GF	GA	GP	W	L	T	OT	PTS	GF	GA	GP	W	L	T	OT	PTS	GF	GA
74-75	5	0	5	0	-	0	12	34	3	0	3	0	-	0	7	18	2	0	2	0	-	0	5	16
75-76	5	0	4	1	-	1	14	32	2	0	1	1	-	1	5	8	3	0	3	0	-	0	9	24
76-77	5	1	4	0	-	2	11	18	2	0	2	0	-	0	4	9	3	1	2	0	-	2	7	9
77-78	5	1	3	1	-	3	17	23	3	1	1	1	-	3	14	14	2	0	2	0	-	0	3	9
78-79	4	0	3	1	-	1	9	17	2	0	2	0	-	0	4	8	2	0	1	1	-	1	5	9
79-80	4	0	4	0	-	0	7	19	2	0	2	0	-	0	4	11	2	0	2	0	-	0	3	8
80-81	4	0	2	2	-	2	13	19	2	0	1	1	-	1	7	10	2	0	1	1	-	1	6	9
81-82	3	0	3	0	-	0	7	12	1	0	1	0	-	0	2	4	2	0	2	0	-	0	5	8
82-83	3	0	3	0	-	0	6	16	2	0	2	0	-	0	4	13	1	0	1	0	-	0	2	3
83-84	3	0	2	1	-	1	6	11	1	0	1	0	-	0	2	4	2	0	1	1	-	1	4	7
84-85	3	1	2	0	-	2	5	9	2	1	1	0	-	2	3	6	1	0	1	0	-	0	2	3
85-86	3	1	1	1	-	3	7	7	1	0	0	1	-	1	2	2	2	1	1	0	-	2	5	5
86-87	3	1	2	0	-	2	8	12	2	0	2	0	-	0	5	10	1	1	0	0	-	2	3	2
87-88	3	0	2	1	-	1	11	14	1	0	0	1	-	1	3	3	2	0	2	0	-	0	8	11
88-89	3	3	0	0	-	6	17	9	2	2	0	0	-	4	11	5	1	1	0	0	-	2	6	4
89-90	3	1	1	1	-	3	10	8	1	0	0	1	-	1	1	1	2	1	1	0	-	2	9	7
90-91	3	0	3	0	-	0	6	13	2	0	2	0	-	0	4	8	1	0	1	0	-	0	2	5
91-92	3	1	1	1	-	3	8	10	1	1	0	0	-	2	3	1	2	0	1	1	-	1	5	9
92-93	4	2	2	0	-	4	14	13	2	2	0	0	-	4	10	5	2	0	2	0	-	0	4	8
93-94	4	2	1	1	-	5	12	15	2	1	0	1	-	3	7	6	2	1	1	0	-	2	5	9
94-95	3	1	2	0	-	2	6	4	2	1	1	0	-	2	5	2	1	0	1	0	-	0	1	2
95-96	4	2	1	1	-	5	10	6	2	1	1	0	-	2	3	3	2	1	0	1	-	3	7	3
96-97	4	1	2	1	-	3	12	13	2	0	2	0	-	0	2	8	2	1	0	1	-	3	10	5
97-98	4	2	2	0	-	4	11	12	2	1	1	0	-	2	6	5	2	1	1	0	-	2	5	7
98-99	4	2	2	0	-	4	4	6	2	1	1	0	-	2	3	3	2	1	1	0	-	2	1	3
99-00	4	2	1	1	0	5	8	9	2	1	0	1	0	3	3	2	2	1	1	0	0	2	5	7
00-01	4	1	2	1	0	3	8	8	2	0	1	1	0	1	4	5	2	1	1	0	0	2	4	3
01-02	4	2	1	0	1	5	11	12	2	0	1	0	1	1	4	8	2	2	0	0	0	4	7	4
02-03	4	3	1	0	0	6	12	10	2	2	0	0	0	4	7	5	2	1	1	0	0	2	5	5
03-04	4	0	4	0	0	0	4	21	2	0	2	0	0	0	1	9	2	0	2	0	0	0	3	12
05-06	4	1	3	-	0	2	14	19	2	0	2	-	0	0	6	9	2	1	1	-	0	2	8	10
06-07	4	1	3	-	0	2	12	17	2	1	1	-	0	2	7	6	2	0	2	-	0	0	5	11
07-08	4	1	3	-	0	2	10	16	2	0	2	-	0	0	4	8	2	1	1	-	0	2	6	8
08-09	4	2	1	-	1	5	11	14	2	1	0	-	1	3	7	7	2	1	1	-	0	2	4	7
09-10	4	3	1	-	0	6	10	6	2	2	0	-	0	4	7	2	2	1	1	-	0	2	3	4
10-11	4	3	0	-	1	7	13	10	2	2	0	-	0	4	9	6	2	1	0	-	1	3	4	4
11-12	4	1	3	-	0	2	7	15	2	1	1	-	0	2	4	6	2	0	2	-	0	0	3	9
12-13	3	3	0	-	0	6	11	8	2	2	0	-	0	4	8	5	1	1	0	-	0	2	3	3
13-14	3	1	0	-	2	4	7	6	1	0	0	-	1	1	1	1	2	1	0	-	1	3	6	5
14-15	3	2	1	-	0	4	10	6	2	1	1	-	0	2	6	3	1	1	0	-	0	2	4	3
15-16	3	2	1	-	0	4	8	6	1	1	0	-	0	2	5	2	2	1	1	-	0	2	3	4
16-17	3	3	0	-	0	6	10	4	2	2	0	-	0	4	6	3	1	1	0	-	0	2	4	1
17-18	3	2	1	-	0	4	9	6	1	1	0	-	0	2	5	1	2	1	0	-	0	2	4	5
18-19	3	2	1	-	0	4	7	9	2	0	0	-	0	4	5	4	1	0	1	-	0	0	2	5
Totals	**161**	**57**	**84**	**15**	**5**	**134**	**425**	**554**	**81**	**31**	**38**	**9**	**3**	**74**	**221**	**259**	**80**	**26**	**46**	**6**	**2**	**60**	**204**	**295**

SERIES INFORMATION

	Overall	at Washington	at Buffalo
All-Time Series (W-L-T-OT)	WSH trails, 57-84-15-5	WSH trails, 31-38-9-3	WSH trails, 26-45-6-2
Current Streak	1 BUF win (2/23/19)	7 WSH wins (3/7/15-12/21/18)	1 BUF win (2/23/19)
Last Washington Win	12/21/18 (2-1)	12/21/18 (2-1)	2/19/18 (3-2)
Last Buffalo Win	2/23/19 (5-2)	11/22/14 (1-2)	11/7/17 (1-3)
Last Tie	12/20/00 (2-2)	12/20/00 (2-2)	2/2/97 (2-2)
Last Overtime Game	12/15/18 (W, 4-3 SO)	12/18/18 (W, 4-3 SO)	3/16/15 (W, 4-3 SO)
Overtime Record	3-3-14	2-2-7	1-1-7
Last 10 Games (W-L-OT)	7-3-0	7-2-1	6-3-1
Longest Unbeaten Streak	4 (three times)	5 (10/5/91-2/20/94)	4 (12/8/95-4/13/97)
Longest Winning Streak	3 (four times)	4 (three times)	2 (two times)
Longest Winless Streak	22 (11/11/78-11/16/84)	10 (11/11/78-1/7/84)	14 (11/20/77-11/16/84)
Longest Losing Streak	10 (1/24/81-1/7/84)	5 (1/24/81-1/7/84)	7 (11/20/74-12/26/76)
Washington Shutouts (Last)	4 (12/28/15)	2 (11/25/09)	2 (12/28/15)
Buffalo Shutouts (Last)	12 (12/9/09)	8 (4/7/07)	4 (12/9/09)
Last Washington Hat Trick	J. Svejkovsky (4/13/97)	None	J. Svejkovsky (4/13/97)
Last Buffalo Hat Trick	T. Pyatt (11/17/05)	M. Satan (3/1/98)	T. Pyatt (11/17/05)
Most Washington Goals	8 (4/13/97)	7 (12/2/06)	8 (4/13/97)
Most Buffalo Goals	14 (12/21/75)	9 (two times)	14 (12/21/75)

Buffalo Sabres

2018-19 WASHINGTON CAPITALS VS. BUFFALO SABRES

CAPITALS WON SEASON SERIES 2-1-0 • BUFFALO 1-1-1

WASHINGTON	SABRES	CAPITALS	ATTEND	GOALTENDERS	W. GOAL
DEC 15, 2018	3	4	18,506	PHEONIX COPLEY / CARTER HUTTON	ALEX OVECHKIN
DEC 21, 2018	1	2	18,506	BRADEN HOLTBY / CARTER HUTTON	TOM WILSON

BUFFALO	SABRES	CAPITALS	ATTEND	GOALTENDERS	W. GOAL
FEB 23, 2019	5	2	19,070	CARTER HUTTON / BRADEN HOLTBY	RASMUS DAHLIN

CAPITALS	GP	G	A	P	+/-	PIM	PP	SH	GW	EN	S	%
EVGENY KUZNETSOV	3	0	3	3	4	0	0	0	0	0	9	0.0
ALEX OVECHKIN	3	2	0	2	1	0	0	0	0	0	17	11.8
BRETT CONNOLLY	3	1	0	1	0	0	0	0	0	0	5	20.0
JAKUB VRANA	3	1	0	1	1	2	0	0	0	0	11	9.1
CHANDLER STEPHENSON	3	1	0	1	-1	0	0	1	0	0	1	100.0
TOM WILSON	3	1	0	1	2	2	0	0	1	0	7	14.3
ANDRE BURAKOVSKY	2	1	0	1	0	0	0	0	0	0	5	20.0
MICHAL KEMPNY	3	0	1	1	0	6	0	0	0	0	1	0.0
DMITRY ORLOV	3	0	1	1	0	0	0	0	0	0	4	0.0
NICKLAS BACKSTROM	3	0	1	1	-2	2	0	0	0	0	5	0.0
DEVANTE SMITH-PELLY	2	0	1	1	1	0	0	0	0	0	1	0.0
NIC DOWD	3	0	1	1	-1	4	0	0	0	0	0	0.0
CHRISTIAN DJOOS	1	0	1	1	1	0	0	0	0	0	1	0.0
MADISON BOWEY	4	0	1	1	-1	2	0	0	0	0	4	0.0
NICK JENSEN	2	0	0	0	0	0	0	0	0	0	3	0.0
MATT NISKANEN	3	0	0	0	-1	2	0	0	0	0	3	0.0
LARS ELLER	3	0	0	0	0	0	0	0	0	0	6	0.0
JONAS SIEGENTHALER	2	0	0	0	1	2	0	0	0	0	0	0.0
BROOKS ORPIK	1	0	0	0	0	0	0	0	0	0	1	0.0
CARL HAGELIN	1	0	0	0	-1	2	0	0	0	0	1	0.0
TRAVIS BOYD	1	0	0	0	0	0	0	0	0	0	1	0.0
JOHN CARLSON	3	0	0	0	0	0	0	0	0	0	6	0.0
T.J. OSHIE	3	0	0	0	-4	2	0	0	0	0	6	0.0

SABRES	GP	G	A	P	+/-	PIM	PP	SH	GW	EN	S	%
SAM REINHART	3	3	2	5	1	2	0	0	0	1	11	27.3
JACK EICHEL	3	2	2	4	1	0	1	0	0	0	9	22.2
RASMUS DAHLIN	3	2	2	4	-1	0	2	0	1	0	6	33.3
RASMUS RISTOLAINEN	3	0	3	3	2	0	0	0	0	0	12	0.0
JEFF SKINNER	3	0	2	2	0	2	0	0	0	0	7	0.0
JOHAN LARSSON	3	1	0	1	-1	0	0	0	0	0	2	50.0
JASON POMINVILLE	2	1	0	1	1	0	0	0	0	0	6	16.7
CONOR SHEARY	3	0	1	1	1	0	0	0	0	0	8	0.0
MATT HUNWICK	1	0	1	1	0	0	0	0	0	0	2	0.0
BRANDON MONTOUR	2	0	1	1	2	0	0	0	0	0	3	0.0
EVAN RODRIGUES	3	0	1	1	0	6	0	0	0	0	4	0.0
TAGE THOMPSON	3	0	1	1	0	2	0	0	0	0	5	0.0
ZACH BOGOSIAN	3	0	0	0	0	2	0	0	0	0	5	0.0
MATT TENNYSON	1	0	0	0	-3	0	0	0	0	0	0	0.0
MARCO SCANDELLA	2	0	0	0	0	2	0	0	0	0	4	0.0
VLADIMIR SOBOTKA	3	0	0	0	0	4	0	0	0	0	1	0.0
JAKE MCCABE	2	0	0	0	0	0	0	0	0	0	2	0.0
SCOTT WILSON	1	0	0	0	-1	0	0	0	0	0	4	0.0
KYLE OKPOSO	2	0	0	0	-1	0	0	0	0	0	6	0.0
LAWRENCE PILUT	1	0	0	0	1	0	0	0	0	0	1	0.0
ZEMGUS GIRGENSONS	3	0	0	0	-1	0	0	0	0	0	5	0.0
CASEY MITTELSTADT	2	0	0	0	-1	2	0	0	0	0	0	0.0
DANNY O'REGAN	1	0	0	0	0	0	0	0	0	0	2	0.0
REMI ELIE	1	0	0	0	-1	0	0	0	0	0	1	0.0
NATHAN BEAULIEU	3	0	0	0	-1	2	0	0	0	0	2	0.0

GOALTENDER	GP	MIN	GA	GAA	SO	W	L	OT	SA	SV%
PHEONIX COPLEY	1	65	3	2.77	0	1	0	0	29	.897
BRADEN HOLTBY	2	119	5	2.53	0	1	1	0	74	.932

POWER PLAY: 0 - 10 (0%)

PENALTY KILLING: 8 - 11 (72.7%)

GOALTENDER	GP	MIN	GA	GAA	SO	W	L	OT	SA	SV%
CARTER HUTTON	3	183	7	2.30	0	1	1	1	95	.926

POWER PLAY: 3 - 11 (27.3%)

PENALTY KILLING: 10 - 10 (100%)

Calgary Flames

CLUB INFORMATION

Founded ..... **1972-73 (Atlanta), 1980-91 (Calgary)**
Home Arena ..... **Scotiabank Saddledome (19,289)**
Stanley Cups ..... **1 (1989)**
President & Chief Executive Officer ..... **John Bean**
General Manager ..... **Brad Treliving**
Head Coach ..... **Bill Peters**
Assistant Coach ..... **Geoff Ward, Ryan Huska, Martin Gelinas**
Vice President of Communications ..... **Peter Hanlon**
2018-19 Record ..... 50-25-7 (107 points)
2018-19 Finish ..... 1st, Pacific Division
2018-19 Playoffs ..... W. Conference First Round (def. by COL 4-1)

Scotiabank Saddledome
P.O. Box 1540 Station M
Calgary, Alberta T2P 3B9
403.777.2177
Fax: 403.777.2195
@NHLFlames

2019-20 MEETINGS

Oct. 22 at Calgary
Nov. 3 at Washington

ALL-TIME SERIES HISTORY

	TOTALS								HOME								AWAY							
YEAR	GP	W	L	T	OT	PTS	GF	GA	GP	W	L	T	OT	PTS	GF	GA	GP	W	L	T	OT	PTS	GF	GA
74-75	4	0	3	1	-	1	5	14	2	0	1	1	-	1	2	7	2	0	2	0	-	0	3	7
75-76	4	0	4	0	-	0	4	18	2	0	2	0	-	0	2	7	2	0	2	0	-	0	2	11
76-77	4	1	3	0	-	2	10	22	2	1	1	0	-	2	8	9	2	0	2	0	-	0	2	13
77-78	4	2	1	1	-	5	13	11	2	1	0	1	-	3	6	4	2	1	1	0	-	2	7	7
78-79	4	1	2	1	-	3	17	21	2	1	1	0	-	2	11	13	2	0	1	1	-	1	6	8
79-80	4	0	3	1	-	1	8	15	2	0	1	1	-	1	6	8	2	0	2	0	-	0	2	7
80-81	4	1	3	0	-	2	9	19	2	1	1	0	-	2	7	8	2	0	2	0	-	0	2	11
81-82	3	3	0	0	-	6	22	12	2	2	0	0	-	4	17	9	1	1	0	0	-	2	5	3
82-83	3	2	1	0	-	4	12	11	1	1	0	0	-	2	5	3	2	1	1	0	-	2	7	8
83-84	3	2	1	0	-	4	12	7	2	2	0	0	-	4	10	4	1	0	1	0	-	0	2	3
84-85	3	2	1	0	-	4	11	11	1	1	0	0	-	2	4	3	2	1	1	0	-	2	7	8
85-86	3	0	3	0	-	0	9	13	2	0	2	0	-	0	7	9	1	0	1	0	-	0	2	4
86-87	3	1	2	0	-	2	9	12	1	0	1	0	-	0	3	6	2	1	1	0	-	2	6	6
87-88	3	1	2	0	-	2	11	17	2	1	1	0	-	2	9	9	1	0	1	0	-	0	2	8
88-89	3	0	2	1	-	1	5	10	1	0	1	0	-	0	1	2	2	0	1	1	-	1	4	8
89-90	3	1	0	2	-	4	11	8	2	1	0	1	-	3	8	5	1	0	0	1	-	1	3	3
90-91	3	1	2	0	-	2	10	19	1	1	0	0	-	2	4	2	2	0	2	0	-	0	6	17
91-92	3	2	0	1	-	5	13	7	2	2	0	0	-	4	9	3	1	0	0	1	-	1	4	4
92-93	2	1	1	0	-	2	7	7	1	0	1	0	-	0	4	6	1	1	0	0	-	2	3	1
93-94	2	0	1	1	-	1	6	7	1	0	0	1	-	1	4	4	1	0	1	0	-	0	2	3
94-95	Teams did not meet in 1994-95																							
95-96	2	1	0	1	-	3	7	6	1	1	0	0	-	2	3	2	1	0	0	1	-	1	4	4
96-97	2	1	1	0	-	2	4	6	1	1	0	0	-	2	2	1	1	0	1	0	-	0	2	5
97-98	2	1	1	0	-	2	7	5	1	1	0	0	-	2	5	2	1	0	1	0	-	0	2	3
98-99	2	0	1	1	-	1	4	5	1	0	1	0	-	0	4	5	1	0	0	1	-	1	0	0
99-00	1	1	0	0	0	2	2	1	1	1	0	0	0	2	2	1	0	0	0	0	0	0	0	0
00-01	1	0	0	1	0	1	4	4	0	0	0	0	0	0	0	0	1	0	0	1	0	1	4	4
01-02	1	1	0	0	0	2	3	2	1	1	0	0	0	2	3	2	0	0	0	0	0	0	0	0
02-03	2	2	0	0	0	4	8	3	1	1	0	0	0	2	4	2	1	1	0	0	0	2	4	1
03-04	1	0	0	1	0	1	3	3	1	0	0	1	0	1	3	3	0	0	0	0	0	0	0	0
05-06	Teams did not meet in 2005-06																							
06-07	1	1	0	-	0	2	4	2	0	0	0	-	0	0	0	0	1	1	0	-	0	2	4	2
07-08	1	1	0	-	0	2	3	2	1	1	0	-	0	2	3	2	0	0	0	-	0	0	0	0
08-09	1	0	1	-	0	0	1	2	0	0	0	-	0	0	0	0	1	0	1	-	0	0	1	2
09-10	1	0	1	-	0	0	3	5	1	0	1	-	0	0	3	5	0	0	0	-	0	0	0	0
10-11	1	1	0	-	0	2	7	2	0	0	0	-	0	0	0	0	1	1	0	-	0	2	7	2
11-12	1	1	0	-	0	2	3	1	1	1	0	-	0	2	3	1	0	0	0	-	0	0	0	0
12-13	Teams did not meet in 2012-13																							
13-14	2	1	1	-	0	2	6	9	1	1	0	-	0	2	4	4	1	0	1	-	0	0	2	5
14-15	2	1	0	-	1	3	6	5	1	0	0	-	1	1	3	4	1	1	0	-	0	2	3	1
15-16	2	1	0	-	1	3	8	5	1	0	0	-	1	1	2	3	1	1	0	-	0	2	6	2
16-17	2	2	0	-	0	4	7	3	1	1	0	-	0	2	4	2	1	1	0	-	0	2	3	1
17-18	2	0	2	-	0	0	2	6	1	0	1	-	0	0	1	4	1	0	1	-	0	0	1	2
18-19	2	2	0	-	0	4	7	6	1	1	0	-	0	2	4	3	1	1	0	-	0	2	3	3
Totals	**97**	**39**	**43**	**13**	**2**	**93**	**303**	**344**	**50**	**26**	**16**	**6**	**2**	**60**	**180**	**167**	**47**	**13**	**27**	**7**	**0**	**33**	**123**	**177**

SERIES INFORMATION

	Overall	at Washington	at Calgary
All-Time Series (W-L-T-OT)	WSH trails, 39-43-13-2	WSH leads, 26-16-6-2	WSH trails, 13-27-7-0
Current Streak	2 WSH wins (10/27/18-2/1/19)	1 WSH win (2/1/19)	1 WSH win (10/27/18)
Last Washington Win	2/1/19 (4-3)	2/1/19 (4-3)	10/17/18 (4-3 SO)
Last Calgary Win	11/20/17 (1-4)	11/20/17 (1-4)	10/29/17 (1-2)
Last Tie	1/14/04 (3-3)	1/14/04 (3-3)	2/13/01 (4-4)
Last Overtime Game	10/27/18 (W, 4-3 SO)	11/13/15 (L, 2-3 OT)	10/27/18 (W, 4-3 SO)
Overtime Record	3-4-10	2-3-4	1-1-6
Last 10 Games (W-L-T-OT)	6-2-2	5-2-1-2	7-3-0
Longest Unbeaten Streak	8 (1/26/00-3/12/08)	6 (12/2/81-10/30/84)	4 (10/30/98-10/30/06)
Longest Winning Streak	4 (12/2/81-11/16/82)	6 (12/2/81-10/30/84)	3 (10/25/14-10/30/16)
Longest Winless Streak	8 (11/12/74-3/28/76)	4 (two times)	7 (two times)
Longest Losing Streak	7 (11/13/74-3/28/76)	4 (11/9/85-12/8/87)	6 (11/13/74-11/24/76)
Washington Shutouts (Last)	1 (10/30/98)	none	1 (10/30/98)
Calgary Shutouts (Last)	6 (10/30/98)	1 (3/23/75)	5 (10/30/98)
Last Washington Hat Trick	D. Christian (12/8/87)	D. Christian (12/8/87)	A. Haworth (2/24/83)
Last Calgary Hat Trick	T. Lysiak (10/14/78)	T. Lysiak (10/14/78)	None
Most Washington Goals	9 (12/2/81)	9 (12/2/81)	7 (10/30/10)
Most Calgary Goals	9 (10/27/90)	7 (11/14/ 78)	9 (10/27/90)

Calgary Flames

2018-19 WASHINGTON CAPITALS VS. CALGARY FLAMES

CAPITALS WON SEASON SERIES, 2-0-0 • CALGARY 0-1-1

WASHINGTON	FLAMES	CAPITALS	ATTEND	GOALTENDERS	W. GOAL
FEB 1, 2019	3	4	18,506	BRADEN HOLTBY / MIKE SMITH	EVGENY KUZNETSOV

CALGARY	FLAMES	CAPITALS	ATTEND	GOALTENDERS	W. GOAL
OCT 27, 2018	3	4	17,832	PHEONIX COPLEY / MIKE SMITH	NICKLAS BACKSTROM (SO)

CAPITALS	GP	G	A	P	+/-	PIM	PP	SH	GW	EN	S	%
EVGENY KUZNETSOV	2	1	3	4	0	4	1	0	1	0	8	12.5
JAKUB VRANA	2	1	1	2	1	0	0	0	0	0	3	33.3
DMITRIJ JASKIN	2	1	1	2	2	0	0	0	0	0	4	25.0
T.J. OSHIE	2	1	1	2	-2	0	1	0	0	0	7	14.3
MATT NISKANEN	2	1	0	1	0	0	0	0	0	0	4	25.0
NIC DOWD	2	1	0	1	1	0	0	0	0	0	1	100.0
TOM WILSON	1	1	0	1	0	0	0	0	0	0	6	16.7
NICK JENSEN	2	0	1	1	2	0	0	0	0	0	1	0.0
MICHAL KEMPNY	2	0	1	1	0	2	0	0	0	0	6	0.0
ALEX OVECHKIN	1	0	1	1	0	0	0	0	0	0	2	0.0
BRETT CONNOLLY	2	0	1	1	2	2	0	0	0	0	4	0.0
NICKLAS BACKSTROM	2	0	1	1	-2	4	0	0	0	0	4	0.0
LARS ELLER	2	0	1	1	0	0	0	0	0	0	7	0.0
BROOKS ORPIK	2	0	1	1	1	5	0	0	0	0	1	0.0
JOHN CARLSON	2	0	1	1	-1	0	0	0	0	0	3	0.0
DMITRY ORLOV	2	0	0	0	-1	2	0	0	0	0	2	0.0
CHANDLER STEPHENSON	2	0	0	0	-2	0	0	0	0	0	1	0.0
DEVANTE SMITH-PELLY	2	0	0	0	0	0	0	0	0	0	2	0.0
JONAS SIEGENTHALER	1	0	0	0	0	0	0	0	0	0	0	0.0
CARL HAGELIN	1	0	0	0	1	0	0	0	0	0	1	0.0
ANDRE BURAKOVSKY	2	0	0	0	0	0	0	0	0	0	2	0.0
MADISON BOWEY	1	0	0	0	1	0	0	0	0	0	0	0.0

FLAMES	GP	G	A	P	+/-	PIM	PP	SH	GW	EN	S	%
JOHNNY GAUDREAU	2	0	3	3	2	0	0	0	0	0	4	0.0
ELIAS LINDHOLM	2	2	0	2	2	0	1	0	0	0	4	50.0
MARK GIORDANO	2	0	2	2	2	4	0	0	0	0	9	0.0
TJ BRODIE	2	0	2	2	1	0	0	0	0	0	3	0.0
OSCAR FANTENBERG	2	1	0	1	-2	0	0	0	0	0	7	14.3
MIKAEL BACKLUND	2	1	0	1	-1	2	0	0	0	0	3	33.3
MATTHEW TKACHUK	2	1	0	1	0	5	0	0	0	0	6	16.7
GARNET HATHAWAY	2	1	0	1	0	2	0	0	0	0	1	100.0
TRAVIS HAMONIC	2	1	0	1	0	0	0	0	0	0	2	50.0
RASMUS ANDERSSON	2	0	1	1	-1	0	0	0	0	0	2	0.0
DEREK RYAN	2	0	1	1	0	2	0	0	0	0	1	0.0
SEAN MONAHAN	2	0	1	1	2	0	0	0	0	0	7	0.0
JUUSO VALIMAKI	1	0	0	0	-1	0	0	0	0	0	0	0.0
JAMES NEAL	2	0	0	0	-1	2	0	0	0	0	6	0.0
AUSTIN CZARNIK	1	0	0	0	-1	0	0	0	0	0	1	0.0
DILLON DUBE	1	0	0	0	0	0	0	0	0	0	1	0.0
NOAH HANIFIN	2	0	0	0	0	0	0	0	0	0	3	0.0
OLIVER KYLINGTON	1	0	0	0	-1	0	0	0	0	0	1	0.0
MICHAEL FROLIK	2	0	0	0	0	0	0	0	0	0	3	0.0
MARK JANKOWSKI	1	0	0	0	-1	0	0	0	0	0	1	0.0
ANDREW MANGIAPANE	1	0	0	0	0	0	0	0	0	0	0	0.0
SAM BENNETT	2	0	0	0	-1	0	0	0	0	0	2	0.0

GOALTENDER	GP	MIN	GA	GAA	SO	W	L	OT	SA	SV%
BRADEN HOLTBY	1	60	3	3.00	0	1	0	0	30	.900
PHEONIX COPLEY	1	65	3	2.77	0	1	0	0	30	.900

GOALTENDER	GP	MIN	GA	GAA	SO	W	L	OT	SA	SV%
MIKE SMITH	2	123	7	3.41	0	0	1	1	67	.896

POWER PLAY: 2 - 7 (28.6%)
PENALTY KILLING: 5 - 6 (83.3%)

POWER PLAY: 1 - 6 (16.7%)
PENALTY KILLING: 5 - 7 (71.4%)

Carolina Hurricanes

CLUB INFORMATION

Founded.....**1972-73 (WHA), 1979-80 (Hartford- NHL), 1997-98 (Carolina)**
Home Arena.....**PNC Arena (18,680)**
Stanley Cups.....**1 (2006)**
Owner/CEO/Governor.....**Tom Dundon**
President & General Manager.....**Don Waddell**
Head Coach.....**Rod Brind'Amour**
Assistant Coach.....**Jeff Daniels, Dean Chynoweth**
Vice President of Communications & Team Services.....**Mike Sundheim**
2018-19 Record.....46-29-7 (99 points)
2018-19 Finish.....4th, Metropolitan Division
2018-19 Playoffs.....E. Conference Final (def. by BOS 4-0)

PNC Arena
1400 Edwards Mill Rd.
Raleigh, NC 27607
919.467.7825
Fax: 919.462.0123
@CanesNHL

2019-20 MEETINGS

Oct. 5 at Washington
Dec. 28 at Carolina
Jan. 3 at Carolina
Jan. 13 at Washington

ALL-TIME SERIES HISTORY

	TOTALS								HOME								AWAY							
YEAR	GP	W	L	T	OT	PTS	GF	GA	GP	W	L	T	OT	PTS	GF	GA	GP	W	L	T	OT	PTS	GF	GA
79-80	4	2	1	1	-	5	22	16	2	1	0	1	-	3	12	8	2	1	1	0	-	2	10	8
80-81	4	3	1	0	-	6	19	13	2	1	1	0	-	2	6	7	2	2	0	0	-	4	13	6
81-82	3	2	1	0	-	4	13	7	1	1	0	0	-	2	7	1	2	1	1	0	-	2	6	6
82-83	3	2	0	1	-	5	15	10	2	2	0	0	-	4	11	6	1	0	0	1	-	1	4	4
83-84	3	2	1	0	-	4	8	8	1	1	0	0	-	2	4	2	2	1	1	0	-	2	4	6
84-85	3	1	2	0	-	2	4	7	2	1	1	0	-	2	4	5	1	0	1	0	-	0	0	2
85-86	3	2	0	1	-	5	15	12	1	1	0	0	-	2	4	2	2	1	0	1	-	3	11	10
86-87	3	1	2	0	-	2	9	9	2	0	2	0	-	0	3	8	1	1	0	0	-	2	6	1
87-88	3	2	1	0	-	4	14	10	1	1	0	0	-	2	6	2	2	1	1	0	-	2	8	8
88-89	3	3	0	0	-	6	12	4	2	2	0	0	-	4	4	2	1	1	0	0	-	2	8	2
89-90	3	1	2	0	-	2	9	10	1	0	1	0	-	0	3	4	2	1	1	0	-	2	6	6
90-91	3	0	3	0	-	0	6	10	2	0	2	0	-	0	4	6	1	0	1	0	-	0	2	4
91-92	3	1	1	1	-	3	7	12	1	0	1	0	-	0	2	8	2	1	0	1	-	3	5	4
92-93	4	3	1	0	-	6	18	13	2	2	0	0	-	4	9	5	2	1	1	0	-	2	9	8
93-94	4	2	2	0	-	4	9	12	2	1	1	0	-	2	5	7	2	1	1	0	-	2	4	5
94-95	4	2	1	1	-	5	15	8	2	1	1	0	-	2	9	7	2	1	0	1	-	3	6	1
95-96	4	2	1	1	-	5	9	6	2	1	0	1	-	3	5	2	2	1	1	0	-	2	4	4
96-97	4	2	1	1	-	5	9	8	2	2	0	0	-	4	8	5	2	0	1	1	-	1	1	3
97-98	4	4	0	0	-	8	9	5	2	2	0	0	-	4	3	1	2	2	0	0	-	4	6	4
98-99	5	2	2	1	-	5	11	11	2	1	1	0	-	2	6	4	3	1	1	1	-	3	5	7
99-00	5	2	1	2	0	6	12	10	3	2	0	1	0	5	9	6	2	0	1	1	0	1	3	4
00-01	5	2	1	1	1	6	15	11	2	1	1	0	0	2	7	3	3	1	0	1	1	4	8	8
01-02	5	2	1	2	0	6	19	15	3	1	1	1	0	3	13	10	2	1	0	1	0	3	6	5
02-03	5	4	1	0	0	8	14	8	2	2	0	0	0	4	7	3	3	2	1	0	0	4	7	5
03-04	6	4	1	1	0	9	22	11	3	2	1	0	0	4	12	4	3	2	0	1	0	5	10	7
05-06	8	3	3	-	2	8	26	28	4	1	2	-	1	3	11	13	4	2	1	-	1	5	15	15
06-07	8	3	5	-	0	6	23	29	4	2	2	-	0	4	13	12	4	1	3	-	0	2	10	17
07-08	8	4	4	-	0	8	20	22	4	3	1	-	0	6	12	5	4	1	3	-	0	2	8	17
08-09	6	3	3	-	0	6	16	19	3	2	1	-	0	4	9	11	3	1	2	-	0	2	7	8
09-10	6	3	1	-	2	8	19	20	3	2	1	-	0	4	11	12	3	1	0	-	2	4	8	8
10-11	6	5	0	-	1	11	15	9	3	2	0	-	1	5	6	5	3	3	0	-	0	6	9	4
11-12	6	3	2	-	1	7	14	17	3	2	0	-	1	5	9	8	3	1	2	-	0	2	5	9
12-13	5	4	1	-	0	8	14	10	3	2	1	-	0	4	6	5	2	2	0	-	0	4	8	5
13-14	5	2	2	-	1	5	15	15	3	0	2	-	1	1	6	11	2	2	0	-	0	4	9	4
14-15	4	3	1	-	0	6	10	9	2	2	0	-	0	4	8	5	2	1	1	-	0	2	2	4
15-16	4	3	1	-	0	6	10	7	2	2	0	-	0	4	6	2	2	1	1	-	0	2	4	5
16-17	4	3	1	-	0	6	16	9	2	2	0	-	0	4	11	1	2	1	1	-	0	2	5	8
17-18	4	2	2	-	0	4	11	14	2	0	2	-	0	0	2	7	2	2	0	-	0	4	9	7
18-19	4	4	0	-	0	8	15	9	2	2	0	-	0	4	7	2	2	2	0	-	0	4	8	7
Totals	**174**	**98**	**54**	**14**	**8**	**218**	**538**	**433**	**87**	**54**	**26**	**4**	**4**	**114**	**280**	**217**	**86**	**45**	**28**	**10**	**4**	**104**	**259**	**246**

SERIES INFORMATION

	Overall	at Washington	at Carolina
All-Time Series (W-L-T-OT)	WSH leads, 98-54-14-8	WSH leads, 54-26-4-4	WSH leads, 45-28-10-4
Current Streak	4 WSH wins (12/14/18-3/28/19)	2 WSH wins (12/27/18-3/26/189	5 WSH wins (12/16/16-3/28/19)
Last Washington Win	3/28/19 (3-2)	3/26/19 (4-1)	3/28/19 (3-2)
Last Carolina Win	3/30/18 (1-4)	3/30/18 (1-4)	11/12/16 (1-5)
Last Tie	2/12/04 (3-3)	12/30/01 (5-5)	2/12/04 (3-3)
Last Overtime Game	12/14/18 (W, 6-5 SO)	12/16/16 (W, 4-3 SO)	12/14/18 (W, 6-5 SO)
Overtime Record	10-6-19	6-3-7	4-3-12
Last 10 Games (W-L-OT)	8-2-0	8-2-0	7-3-0
Longest Unbeaten Streak	6 (3/2/03-2/12/04)	7 (4/21/95-4/19/98)	5 (3/14/13-12/4/14)
Longest Winning Streak	5 (three times)	5 (2/27/82-12/29/84)	5 (two times)
Longest Winless Streak	4 (two times)	4 (3/2/90-3/24/92)	5 (two times)
Longest Losing Streak	4 (3/2/90-3/12/91)	4 (3/2/90-3/24/92)	5 (1/26/07-2/23/08)
Washington Shutouts (Last)	11 (2/7/17)	8 (2/7/17)	3 (10/27/10)
Carolina Shutouts (Last)	11 (2/27/15)	3 (3/12/13)	8 (2/27/15)
Last Washington Hat Trick	A. Semin (10/7/06)	A. Semin (10/7/06)	A. Ovechkin (12/14/18)
Last Carolina Hat Trick	J. Skinner (1/2/14)	J. Skinner (1/2/14)	J. Tlusty (4/2/13)
Most Washington Goals	9 (3/8/80)	9 (3/8/80)	8 (two times)
Most Carolina Goals	8 (3/24/92)	8 (3/24/92)	7 (10/12/05)

Carolina Hurricanes

2018-19 WASHINGTON CAPITALS VS. CAROLINA HURRICANES

CAPITALS WON SEASON SERIES 4-0-0 • CAROLINA 0-3-1

WASHINGTON	HURRICANES	CAPITALS	ATTEND	GOALTENDERS	W. GOAL
DEC 27, 2018	1	3	18,506	BRADEN HOLTBY / PETR MRAZEK	T.J. OSHIE
MAR 26, 2019	1	4	18,506	BRADEN HOLTBY / PETR MRAZEK	ALEX OVECHKIN

CAROLINA	HURRICANES	CAPITALS	ATTEND	GOALTENDERS	W. GOAL
DEC 14, 2018	5	6	14,446	BRADEN HOLTBY / SCOTT DARLING	JAKUB VRANA
MAR 28, 2019	2	3	14,680	BRADEN HOLTBY / CURTIS MCELHINNEY	NIC DOWD

CAPITALS	GP	G	A	P	+/-	PIM	PPG	SH	GW	EN	S	%
JOHN CARLSON	4	2	5	7	2	0	0	0	0	1	9	22.2
ALEX OVECHKIN	4	4	2	6	2	2	1	0	1	0	18	22.2
EVGENY KUZNETSOV	4	0	5	5	2	0	0	0	0	0	10	0.0
NIC DOWD	3	1	3	4	4	0	0	0	1	0	3	33.3
NICKLAS BACKSTROM	4	1	2	3	-2	2	0	0	0	1	8	12.5
NICK JENSEN	5	0	3	3	4	0	0	0	0	0	5	0.0
T.J. OSHIE	3	2	0	2	2	4	1	0	1	0	8	25.0
TOM WILSON	4	1	1	2	0	2	0	0	0	0	8	12.5
BRETT CONNOLLY	4	1	0	1	0	2	0	0	0	0	6	16.7
JAKUB VRANA	4	1	0	1	2	0	0	0	0	0	13	7.7
CHANDLER STEPHENSON	2	1	0	1	2	0	0	0	0	0	2	50.0
TRAVIS BOYD	4	1	0	1	4	0	0	0	0	0	2	50.0
DMITRY ORLOV	4	0	1	1	4	0	0	0	0	0	3	0.0
CHRISTIAN DJOOS	2	0	1	1	1	0	0	0	0	0	0	0.0
JONAS SIEGENTHALER	2	0	1	1	2	0	0	0	0	0	2	0.0
BROOKS ORPIK	2	0	1	1	3	2	0	0	0	0	1	0.0
CARL HAGELIN	2	0	1	1	1	0	0	0	0	0	1	0.0
MATT NISKANEN	4	0	0	0	0	2	0	0	0	0	3	0.0
MICHAL KEMPNY	2	0	0	0	0	4	0	0	0	0	3	0.0
LARS ELLER	4	0	0	0	1	0	0	0	0	0	3	0.0
DMITRIJ JASKIN	1	0	0	0	1	0	0	0	0	0	0	0.0
DEVANTE SMITH-PELLY	2	0	0	0	1	0	0	0	0	0	2	0.0
ANDRE BURAKOVSKY	3	0	0	0	0	0	0	0	0	0	2	0.0
MADISON BOWEY	2	0	0	0	2	4	0	0	0	0	1	0.0

HURRICANES	GP	G	A	P	+/-	PIM	PPG	SH	GW	EN	S	%
SEBASTIAN AHO	4	3	3	6	0	4	1	1	0	0	14	21.4
JUSTIN WILLIAMS	4	1	2	3	-2	2	1	0	0	0	8	12.5
TEUVO TERAVAINEN	4	1	2	3	1	0	1	0	0	0	7	14.3
NINO NIEDERREITER	3	1	1	2	-2	2	0	0	0	0	8	12.5
JUSTIN FAULK	4	0	2	2	-4	0	0	0	0	0	7	0.0
WARREN FOEGELE	3	1	0	1	0	2	0	0	0	0	3	33.3
DOUGIE HAMILTON	4	1	0	1	-2	2	0	0	0	0	10	10.0
JORDAN MARTINOOK	4	1	0	1	-5	2	0	0	0	0	6	16.7
BRETT PESCE	4	0	1	1	0	2	0	0	0	0	4	0.0
ANDREI SVECHNIKOV	4	0	1	1	-1	4	0	0	0	0	9	0.0
CALVIN DE HAAN	4	0	1	1	-5	0	0	0	0	0	1	0.0
MICHEAL FERLAND	3	0	1	1	-4	0	0	0	0	0	8	0.0
SAKU MAENALANEN	1	0	0	0	0	0	0	0	0	0	1	0.0
JORDAN STAAL	2	0	0	0	2	0	0	0	0	0	1	0.0
PHILLIP DI GIUSEPPE	1	0	0	0	-1	0	0	0	0	0	2	0.0
BROCK MCGINN	4	0	0	0	-1	0	0	0	0	0	4	0.0
GREG MCKEGG	2	0	0	0	0	0	0	0	0	0	0	0.0
VICTOR RASK	3	0	0	0	-2	0	0	0	0	0	2	0.0
TREVOR VAN RIEMSDYK	4	0	0	0	-1	0	0	0	0	0	5	0.0
JANNE KUOKKANEN	2	0	0	0	-2	0	0	0	0	0	1	0.0
CLARK BISHOP	2	0	0	0	-2	0	0	0	0	0	1	0.0
LUCAS WALLMARK	4	0	0	0	-4	0	0	0	0	0	4	0.0
JACCOB SLAVIN	4	0	0	0	-2	0	0	0	0	0	6	0.0

GOALTENDERS	GP	MIN	GA	GAA	SO	W	L	OT	SA	SV%
BRADEN HOLTBY	4	245	9	2.21	0	4	0	0	110	.918

GOALTENDERS	GP	MIN	GA	GAA	SO	W	L	OT	SA	SV%
SCOTT DARLING	1	65	5	4.62	0	0	0	1	29	.828
CURTIS MCELHINNEY	1	58	3	3.10	0	0	1	0	20	.850
PETR MRAZEK	2	117	5	2.56	0	0	2	0	59	.915

POWER PLAY: 2 - 9 (22.2%)
PENALTY KILLING: 8 - 11 (72.7%)

POWER PLAY: 3 - 11 (27.3%)
PENALTY KILLING: 7 - 9 (77.8%)

Chicago Blackhawks

CLUB INFORMATION

Founded **1926-27**
Home Arena ..... **United Center (19,717)**
Stanley Cups ..... **6 (most recent, 2015)**
President & CEO ..... **John F. McDonough**
Senior Vice President/General Manager ..... **Stan Bowman**
Head Coach ..... **Jeremy Colliton**
Assistant Coaches ..... **Sheldon Brookbank, Tomas Mitell, Marc Crawford**
Vice President of Communications ..... **Adam Rogowin**
2018-19 Record ..... 36-34-12 (84 points)
2018-19 Finish ..... 6th, Central Division
2018-19 Playoffs ..... DNQ

United Center
1901 W. Madison
Chicago, IL 60612
312.455.7000
Fax: 312.455.7041
@NHLBlackhawks

2019-20 MEETINGS

Oct. 20 at Chicago
Mar. 14 at Washington

ALL-TIME SERIES HISTORY

	TOTALS								HOME								AWAY							
YEAR	GP	W	L	T	OT	PTS	GF	GA	GP	W	L	T	OT	PTS	GF	GA	GP	W	L	T	OT	PTS	GF	GA
74-75	4	1	3	0	-	2	11	22	2	1	1	0	-	2	6	9	2	0	2	0	-	0	5	13
75-76	4	2	2	0	-	4	15	17	2	1	1	0	-	2	6	8	2	1	1	0	-	2	9	9
76-77	4	1	2	1	-	3	19	18	2	1	1	0	-	2	11	9	2	0	1	1	-	1	8	9
77-78	4	0	3	1	-	1	7	16	2	0	1	1	-	1	4	8	2	0	2	0	-	0	3	8
78-79	4	1	2	1	-	3	11	12	2	1	1	0	-	2	6	5	2	0	1	1	-	1	5	7
79-80	4	2	2	0	-	4	14	13	2	2	0	0	-	4	12	4	2	0	2	0	-	0	2	9
80-81	4	1	1	2	-	4	13	15	2	1	0	1	-	3	7	5	2	0	1	1	-	1	6	10
81-82	3	1	2	0	-	2	12	15	2	1	1	0	-	2	9	8	1	0	1	0	-	0	3	7
82-83	3	2	0	1	-	5	13	9	1	1	0	0	-	2	4	2	2	1	0	1	-	3	9	7
83-84	3	1	1	1	-	3	9	9	2	1	0	1	-	3	7	5	1	0	1	0	-	0	2	4
84-85	3	3	0	0	-	6	13	5	1	1	0	0	-	2	5	0	2	2	0	0	-	4	8	5
85-86	3	2	1	0	-	4	16	13	2	1	1	0	-	2	12	11	1	1	0	0	-	2	4	2
86-87	3	1	1	1	-	3	10	11	1	1	0	0	-	2	3	2	2	0	1	1	-	1	7	9
87-88	3	2	1	0	-	4	12	10	2	2	0	0	-	4	8	5	1	0	1	0	-	0	4	5
88-89	3	2	1	0	-	4	14	13	1	1	0	0	-	2	6	3	2	1	1	0	-	2	8	10
89-90	3	1	2	0	-	2	6	4	2	1	1	0	-	2	6	3	1	0	1	0	-	0	0	1
90-91	3	0	3	0	-	0	7	10	1	0	1	0	-	0	3	4	2	0	2	0	-	0	4	6
91-92	2	0	2	0	-	0	4	11	1	0	1	0	-	0	2	7	1	0	1	0	-	0	2	4
92-93	3	1	1	1	-	3	8	9	2	1	0	1	-	3	6	3	1	0	1	0	-	0	2	6
93-94	2	2	0	0	-	4	10	4	1	1	0	0	-	2	4	1	1	1	0	0	-	2	6	3
94-95	Teams did not meet in 1994-95																							
95-96	2	1	1	0	-	2	4	6	1	0	1	0	-	0	1	4	1	1	0	0	-	2	3	2
96-97	2	0	2	0	-	0	5	10	1	0	1	0	-	0	2	5	1	0	1	0	-	0	3	5
97-98	2	2	0	0	-	4	5	2	1	1	0	0	-	2	3	2	1	1	0	0	-	2	2	0
98-99	2	1	1	0	-	2	5	5	1	0	1	0	-	0	2	4	1	1	0	0	-	2	3	1
99-00	2	1	0	1	0	3	7	6	1	0	0	1	0	1	2	2	1	1	0	0	0	2	5	4
00-01	2	0	2	0	0	0	3	6	1	0	1	0	0	0	2	3	1	0	1	0	0	0	1	3
01-02	1	1	0	0	0	2	3	1	1	1	0	0	0	2	3	1	0	0	0	0	0	0	0	0
02-03	1	0	0	1	0	1	2	2	0	0	0	0	0	0	0	0	1	0	0	1	0	1	2	2
03-04	2	1	1	0	0	2	7	4	1	0	1	0	0	0	3	4	1	1	0	0	0	2	4	0
05-06	1	0	0	-	1	1	3	4	1	0	0	-	1	1	3	4	0	0	0	-	0	0	0	0
06-07	Teams did not meet in 2006-07																							
07-08	1	0	1	-	0	0	0	5	0	0	0	-	0	0	0	0	1	0	1	-	0	0	0	5
08-09	1	1	0	-	0	2	4	2	1	1	0	-	0	2	4	2	0	0	0	-	0	0	0	0
09-10	1	1	0	-	0	2	4	3	0	0	0	-	0	0	0	0	1	1	0	-	0	2	4	3
10-11	1	1	0	-	0	2	4	3	1	1	0	-	0	2	4	3	0	0	0	-	0	0	0	0
11-12	1	0	1	-	0	0	2	5	0	0	0	-	0	0	0	0	1	0	1	-	0	0	2	5
12-13	Teams did not meet in 2012-13																							
13-14	2	1	1	-	0	2	8	6	1	1	0	-	0	2	4	0	1	0	1	-	0	0	4	6
14-15	2	2	0	-	0	4	6	4	1	1	0	-	0	2	3	2	1	1	0	-	0	2	3	2
15-16	2	1	1	-	0	2	6	4	1	1	0	-	0	2	4	1	1	0	1	-	0	0	2	3
16-17	2	2	0	-	0	4	9	2	1	1	0	-	0	2	6	0	1	1	0	-	0	2	3	2
17-18	2	1	1	-	0	2	7	9	1	1	0	-	0	2	6	2	1	0	1	-	0	0	1	7
18-19	2	1	1	-	0	2	9	10	1	1	0	-	0	2	4	2	1	0	1	-	0	0	5	8
Totals	**99**	**44**	**43**	**11**	**1**	**100**	**327**	**335**	**50**	**29**	**15**	**5**	**1**	**64**	**183**	**143**	**49**	**15**	**28**	**6**	**0**	**36**	**144**	**192**

SERIES INFORMATION

	Overall	at Washington	at Chicago
All-Time Series (W-L-T-OT)	WSH leads, 44-43-11-1	WSH leads, 29-15-5-1	WSH trails, 15-28-6-0
Current Streak	1 CHI win (1/20/19)	8 WSH wins (10/11/08-11/21/18)	2 CHI win (2/17/18-1/20/19)
Last Washington Win	11/21/18 (4-2)	11/21/18 (4-2)	11/11/16 (3-2 OT)
Last Chicago Win	1/20/19 (8-5)	1/10/06 (4-3 OT)	1/20/19 (8-5)
Last Tie	11/15/03 (2-2)	12/27/99 (2-2)	11/15/03 (2-2)
Last Overtime Game	11/11/16 (W, 3-2 OT)	3/13/11 (W, 4-3 OT)	11/11/16 (W, 3-2 OT)
Overtime Record	3-2-5	1-1-3	2-1-2
Last 10 Games (W-L-T-OT)	7-3-0	9-1-0	3-6-1
Longest Unbeaten Streak	6 (1/30/82-1/20/84)	7 (10/11/08-12/6/17)	4 (10/14/84-11/12/86)
Longest Winning Streak	5 (10/14/84-11/5/85)	7 (10/11/08-12/6/17)	3 (two times)
Longest Winless Streak	7 (11/2/77-1/7/79)	3 (three times)	13 (2/8/76-11/3/82)
Longest Losing Streak	5 (10/25/90-1/12/92)	2 (five times)	6 (2/15/89-1/21/93)
Washington Shutouts (Last)	6 (1/13/17)	4 (1/13/17)	2 (2/15/04)
Chicago Shutouts (Last)	3 (3/19/08)	None	3 (3/19/08)
Last Washington Hat Trick	M. Grabovski (10/1/13)	M. Gartner (10/10/87)	M. Grabovski (10/1/13)
Last Chicago Hat Trick	J. Toews (1/20/19)	S. Ludzik (12/28/85)	J. Toews (1/20/19)
Most Washington Goals	8 (11/5/85)	8 (11/5/85)	7 (10/26/75)
Most Chicago Goals	10 (2/22/75)	7 (three times)	10 (2/22/75)

Chicago Blackhawks

2018-19 WASHINGTON CAPITALS VS. CHICAGO BLACKHAWKS

CAPITALS TIED SEASON SERIES, 1-1-0 • CHICAGO 1-1-0

WASHINGTON	BLACKHAWKS	CAPITALS	ATTEND	GOALTENDERS	W. GOAL
NOV 21, 2018	2	4	18,506	BRADEN HOLTBY / COREY CRAWFORD	MICHAL KEMPNY

CHICAGO	BLACKHAWKS	CAPITALS	ATTEND	GOALTENDERS	W. GOAL
JAN 20, 2019	8	5	21,316	COLLIN DELIA / PHEONIX COPLEY	JONATHAN TOEWS

CAPITALS	GP	G	A	P	+/-	PIM	PP	SH	GW	EN	S	%
JOHN CARLSON	2	2	1	3	1	0	0	0	0	0	5	40.0
MATT NISKANEN	2	1	2	3	0	0	0	0	0	0	5	20.0
ANDRE BURAKOVSKY	2	1	2	3	2	0	1	0	0	0	5	20.0
DMITRY ORLOV	2	1	1	2	1	0	0	0	0	0	3	33.3
JAKUB VRANA	2	0	2	2	-2	0	0	0	0	0	3	0.0
NICKLAS BACKSTROM	2	0	2	2	1	2	0	0	0	0	4	0.0
LARS ELLER	2	0	2	2	-2	0	0	0	0	0	3	0.0
TRAVIS BOYD	2	0	2	2	1	2	0	0	0	0	2	0.0
T.J. OSHIE	1	0	2	2	1	0	0	0	0	0	1	0.0
MICHAL KEMPNY	2	1	0	1	2	2	0	0	1	0	5	20.0
DEVANTE SMITH-PELLY	2	1	0	1	1	2	0	0	0	0	5	20.0
TOM WILSON	2	1	0	1	-1	2	0	0	0	0	5	20.0
BROOKS ORPIK	1	1	0	1	-2	0	0	0	0	0	1	100.0
NICK JENSEN	2	0	1	1	1	0	0	0	0	0	1	0.0
ALEX OVECHKIN	2	0	1	1	2	4	0	0	0	0	4	0.0
BRETT CONNOLLY	2	0	1	1	-1	0	0	0	0	0	2	0.0
CHANDLER STEPHENSON	1	0	0	0	-1	0	0	0	0	0	1	0.0
DMITRIJ JASKIN	2	0	0	0	-3	0	0	0	0	0	6	0.0
NIC DOWD	1	0	0	0	0	2	0	0	0	0	2	0.0
CHRISTIAN DJOOS	1	0	0	0	-1	0	0	0	0	0	0	0.0
CARL HAGELIN	1	0	0	0	0	0	0	0	0	0	3	0.0
MADISON BOWEY	2	0	0	0	-2	0	0	0	0	0	2	0.0
EVGENY KUZNETSOV	1	0	0	0	-3	0	0	0	0	0	2	0.0

BLACKHAWKS	GP	G	A	P	+/-	PIM	PP	SH	GW	EN	S	%
JONATHAN TOEWS	2	3	3	6	4	0	0	0	1	0	8	37.5
PATRICK KANE	2	2	3	5	5	0	1	0	0	0	9	22.2
DYLAN STROME	2	1	3	4	1	2	0	0	0	1	3	33.3
BRANDON SAAD	2	2	0	2	-2	2	0	0	0	0	3	66.7
ALEX DEBRINCAT	2	1	1	2	2	0	0	0	0	0	4	25.0
DUNCAN KEITH	2	0	2	2	0	2	0	0	0	0	2	0.0
ERIK GUSTAFSSON	2	1	0	1	2	2	0	0	0	0	4	25.0
BRENT SEABROOK	2	0	1	1	2	0	0	0	0	0	13	0.0
NICK SCHMALTZ	2	0	1	1	-2	0	0	0	0	0	3	0.0
BRENDAN PERLINI	1	0	1	1	0	2	0	0	0	0	0	0.0
ARTEM ANISIMOV	2	0	1	1	-1	2	0	0	0	0	3	0.0
CARL DAHLSTROM	1	0	1	1	-1	0	0	0	0	0	2	0.0
DAVID KAMPF	2	0	1	1	-2	2	0	0	0	0	2	0.0
HENRI JOKIHARJU	1	0	0	0	0	0	0	0	0	0	3	0.0
ANDREAS MARTINSEN	1	0	0	0	-1	2	0	0	0	0	2	0.0
CONNOR MURPHY	1	0	0	0	-1	2	0	0	0	0	0	0.0
CHRIS KUNITZ	1	0	0	0	-1	0	0	0	0	0	0	0.0
MARCUS KRUGER	2	0	0	0	-3	0	0	0	0	0	2	0.0
DOMINIK KAHUN	2	0	0	0	-1	0	0	0	0	0	2	0.0
JOHN HAYDEN	2	0	0	0	-1	0	0	0	0	0	1	0.0
GUSTAV FORSLING	1	0	0	0	0	2	0	0	0	0	0	0.0
JAN RUTTA	4	0	0	0	0	2	0	0	0	0	2	0.0
SLATER KOEKKOEK	1	0	0	0	1	0	0	0	0	0	2	0.0
ALEXANDRE FORTIN	1	0	0	0	0	0	0	0	0	0	1	0.0
DRAKE CAGGIULA	3	0	0	0	1	0	0	0	0	0	4	0.0

GOALTENDER	GP	MIN	GA	GAA	SO	W	L	OT	SA	SV%
BRADEN HOLTBY	2	82	6	4.37	0	1	0	0	50	.880
PHEONIX COPLEY	1	37	3	4.91	0	0	1	0	17	.824

GOALTENDER	GP	MIN	GA	GAA	SO	W	L	OT	SA	SV%
COLLIN DELIA	1	60	5	5.02	0	1	0	0	39	.872
COREY CRAWFORD	1	57	4	4.20	0	0	1	0	27	.852

POWER PLAY: 1 - 5 (20%)
PENALTY KILLING: 4 - 5 (80%)

POWER PLAY: 1 - 5 (20%)
PENALTY KILLING: 4 - 5 (80%)

Colorado Avalanche

CLUB INFORMATION

Founded ..... **1972-73 (WHA), 1979-80 (NHL), 1995-96 (Colorado)**
Home Arena ..... **Pepsi Center (17,809)**
Stanley Cups ..... **2 (most recent, 2001)**
President & Governor ..... **Josh Kroenke**
Executive Vice President, General Manager & Alt. Governor ..... **Joe Sakic**
Head Coach ..... **Jared Bednar**
Assistant Coaches ..... **Ray Bennett, Nolan Pratt**
Sr. Vice President, Communications & Team Services ..... **Jean Martineau**
2018-19 Record ..... 38-30-14 (90 points)
2018-19 Finish ..... 5th, Central Division
2018-19 Playoffs ..... W. Conference Second Round (def. by SJ 4-3)

Pepsi Center
1000 Chopper Circle
Denver, CO 80204
303.405.1100
Fax: 303.893.0614
@Avalanche

2019-20 MEETINGS

Oct. 14 at Washington
Feb. 13 at Colorado

ALL-TIME SERIES HISTORY

	TOTALS								HOME								AWAY							
YEAR	**GP**	**W**	**L**	**T**	**OT**	**PTS**	**GF**	**GA**	**GP**	**W**	**L**	**T**	**OT**	**PTS**	**GF**	**GA**	**GP**	**W**	**L**	**T**	**OT**	**PTS**	**GF**	**GA**
79-80	4	1	1	2	-	4	12	8	2	1	0	1	-	3	8	3	2	0	1	1	-	1	4	5
80-81	4	0	4	0	-	0	17	30	2	0	2	0	-	0	11	17	2	0	2	0	-	0	6	13
81-82	3	0	2	1	-	1	8	14	2	0	1	1	-	1	8	11	1	0	1	0	-	0	0	3
82-83	3	1	1	1	-	3	15	13	1	0	1	0	-	0	4	5	2	1	0	1	-	3	11	8
83-84	3	1	2	0	-	2	10	13	2	1	1	0	-	2	7	7	1	0	1	0	-	0	3	6
84-85	3	2	1	0	-	4	16	8	1	0	1	0	-	0	3	5	2	2	0	0	-	4	13	3
85-86	3	3	0	0	-	6	14	8	2	2	0	0	-	4	7	3	1	1	0	0	-	2	7	5
86-87	3	0	2	1	-	1	8	12	1	0	1	0	-	0	1	4	2	0	1	1	-	1	7	8
87-88	3	2	1	0	-	4	9	7	2	1	1	0	-	2	7	6	1	1	0	0	-	2	2	1
88-89	3	2	0	1	-	5	12	6	1	1	0	0	-	2	4	1	2	1	0	1	-	3	8	5
89-90	3	3	0	0	-	6	19	5	2	2	0	0	-	4	16	5	1	1	0	0	-	2	3	0
90-91	3	2	1	0	-	4	12	8	1	1	0	0	-	2	5	3	2	1	1	0	-	2	7	5
91-92	3	3	0	0	-	6	17	7	1	1	0	0	-	2	3	1	2	2	0	0	-	4	14	6
92-93	3	2	0	1	-	5	14	8	2	1	0	1	-	3	8	4	1	1	0	0	-	2	6	4
93-94	4	2	2	0	-	4	12	10	2	1	1	0	-	2	5	5	2	1	1	0	-	2	7	5
94-95	4	2	2	0	-	4	13	15	2	2	0	0	-	4	10	6	2	0	2	0	-	0	3	9
95-96	2	1	1	0	-	2	5	5	1	1	0	0	-	2	3	1	1	0	1	0	-	0	2	4
96-97	2	1	1	0	-	2	6	4	1	1	0	0	-	2	6	3	1	0	1	0	-	0	0	1
97-98	2	0	1	1	-	1	9	10	1	0	0	1	-	1	6	6	1	0	1	0	-	0	3	4
98-99	2	0	2	0	-	0	3	6	1	0	1	0	-	0	2	3	1	0	1	0	-	0	1	3
99-00	1	1	0	0	0	2	2	1	1	1	0	0	0	2	2	1	0	0	0	0	0	0	0	0
00-01	2	1	0	0	1	3	6	5	1	0	0	0	1	1	3	4	1	1	0	0	0	2	3	1
01-02	1	1	0	0	0	2	3	0	0	0	0	0	0	0	0	0	1	1	0	0	0	2	3	0
02-03	2	1	0	1	0	3	4	3	1	1	0	0	0	2	2	1	1	0	0	1	0	1	2	2
03-04	1	0	1	0	0	0	1	4	0	0	0	0	0	0	0	0	1	0	1	0	0	0	1	4
05-06	Teams did not meet in 2005-06																							
06-07	1	1	0	-	0	2	5	3	0	0	0	-	0	0	0	0	1	1	0	-	0	2	5	3
07-08	1	1	0	-	0	2	2	1	1	1	0	-	0	2	2	1	0	0	0	-	0	0	0	0
08-09	1	0	1	-	0	0	1	4	1	0	1	-	0	0	1	4	0	0	0	-	0	0	0	0
09-10	1	1	0	-	0	2	6	1	0	0	0	-	0	0	0	0	1	1	0	-	0	2	6	1
10-11	1	0	1	-	0	0	2	3	1	0	1	-	0	0	2	3	0	0	0	-	0	0	0	0
11-12	1	0	1	-	0	0	1	2	0	0	0	-	0	0	0	0	1	0	1	-	0	0	1	2
12-13	Teams did not meet in 2012-13																							
13-14	2	0	2	-	0	0	2	9	1	0	1	-	0	0	1	5	1	0	1	-	0	0	1	4
14-15	2	2	0	-	0	4	5	3	1	1	0	-	0	2	2	1	1	1	0	-	0	2	3	2
15-16	2	2	0	-	0	4	11	5	1	1	0	-	0	2	7	3	1	1	0	-	0	2	4	2
16-17	2	2	0	-	0	4	8	3	1	1	0	-	0	2	3	0	1	1	0	-	0	2	5	3
17-18	2	1	1	-	0	2	7	8	1	1	0	-	0	2	5	2	1	0	1	-	0	0	2	6
18-19	2	2	0	-	0	4	7	5	1	1	0	-	0	2	4	3	1	1	0	-	0	2	3	2
Totals	**85**	**44**	**31**	**9**	**1**	**98**	**304**	**257**	**42**	**24**	**13**	**4**	**1**	**53**	**158**	**127**	**43**	**20**	**18**	**5**	**0**	**45**	**146**	**130**

SERIES INFORMATION

	Overall	**at Washington**	**at Colorado**
All-Time Series (W-L-T-OT)	WSH leads, 44-31-9-1	WSH leads, 24-13-4-1	WSH leads, 20-18-5-0
Current Streak	3 WSH wins (12/12/17-2/7/19)	5 WSH wins (1/12/15-2/7/19)	1 WSH win (11/16/18)
Last Washington Win	2/7/19 (4-3 OT)	2/7/19 (4-3 OT)	11/16/18 (3-2 OT)
Last Colorado Win	11/16/17 (2-6)	10/12/13 (1-5)	11/16/17 (2-6)
Last Tie	12/16/03 (2-2)	11/18/97 (6-6)	12/16/03 (2-2)
Last Overtime Game	2/7/19 (W, 4-3)	2/7/19 (W, 4-3)	11/16/18 (W, 3-2)
Overtime Record	0-2-5	0-2-2	0-0-3
Last 10 Games (W-L-T-OT)	9-1-0	7-3-0	6-4-0
Longest Unbeaten Streak	9 (12/22/87-11/6/90)	9 (3/4/88-11/9/93)	5 (12/22/87-11/6/90)
Longest Winning Streak	6 (11/20/14-3/29/17)	6 (3/4/88-12/17/91)	3 (three times)
Longest Winless Streak	9 (1/20/80-2/7/82)	7 (1/26/80-10/16/83)	6 (1/24/95-3/26/99)
Longest Losing Streak	6 (11/18/80-1/5/82)	3 (2/22/81-10/21/81)	6 (1/24/95-3/26/99)
Washington Shutouts (Last)	5 (3/29/17)	1 (11/23/85)	4 (3/29/17)
Colorado Shutouts (Last)	2 (10/28/96)	None	2 (10/28/96)
Last Washington Hat Trick	P. Bondra (3/6/97)	P. Bondra (3/6/97)	None
Last Colorado Hat Trick	G. Landeskog (11/16/17)	C. Lemieux (11/18/97)	G. Landeskog (11/16/17)
Most Washington Goals	12 (2/6/90)	12 (2/6/90)	10 (11/10/91)
Most Colorado Goals	11 (2/22/81)	11 (2/22/81)	7 (3/4/81)

Colorado Avalanche

2018-19 WASHINGTON CAPITALS VS. COLORADO AVALANCHE

CAPITALS WON SEASON SERIES 2-0-0 • COLORADO 0-0-2

WASHINGTON	AVALANCHE	CAPITALS	ATTEND	GOALTENDERS	W. GOAL
FEB 7, 2019	3	4	18,506	PHEONIX COPLEY / SEMYON VARLAMOV	EVGENY KUZNETSOV

COLORADO	AVALANCHE	CAPITALS	ATTEND	GOALTENDERS	W. GOAL
NOV 16, 2018	2	3	18,050	PHEONIX COPLEY / PHILIPP GRUBAUER	NICKLAS BACKSTROM

CAPITALS	GP	G	A	P	+/-	PIM	PP	SH	GW	EN	S	%
EVGENY KUZNETSOV	1	2	1	3	2	0	1	0	1	0	4	50.0
ALEX OVECHKIN	2	1	2	3	1	0	0	0	0	0	14	7.1
MATT NISKANEN	2	1	1	2	2	0	0	0	0	0	5	20.0
NICKLAS BACKSTROM	2	1	1	2	-2	2	1	0	1	0	7	14.3
TOM WILSON	2	0	2	2	2	17	0	0	0	0	4	0.0
JOHN CARLSON	2	0	2	2	-2	0	0	0	0	0	7	0.0
DEVANTE SMITH-PELLY	2	1	0	1	-1	2	0	0	0	0	3	33.3
ANDRE BURAKOVSKY	2	1	0	1	-1	0	0	0	0	0	2	50.0
JAKUB VRANA	2	0	1	1	1	0	0	0	0	0	8	0.0
CHANDLER STEPHENSON	2	0	1	1	-1	0	0	0	0	0	1	0.0
TRAVIS BOYD	2	0	1	1	0	0	0	0	0	0	1	0.0
T.J. OSHIE	1	0	1	1	-1	0	0	0	0	0	2	0.0
NICK JENSEN	1	0	0	0	0	0	0	0	0	0	2	0.0
MICHAL KEMPNY	2	0	0	0	0	0	0	0	0	0	1	0.0
DMITRY ORLOV	2	0	0	0	0	0	0	0	0	0	1	0.0
BRETT CONNOLLY	2	0	0	0	-1	0	0	0	0	0	2	0.0
LARS ELLER	2	0	0	0	0	2	0	0	0	0	6	0.0
DMITRIJ JASKIN	1	0	0	0	0	0	0	0	0	0	2	0.0
NIC DOWD	1	0	0	0	0	0	0	0	0	0	0	0.0
CHRISTIAN DJOOS	1	0	0	0	0	0	0	0	0	0	0	0.0
BROOKS ORPIK	1	0	0	0	-1	0	0	0	0	0	0	0.0
CARL HAGELIN	2	0	0	0	-3	0	0	0	0	0	7	0.0
MADISON BOWEY	3	0	0	0	1	0	0	0	0	0	1	0.0

AVALANCHE	GP	G	A	P	+/-	PIM	PP	SH	GW	EN	S	%
DERICK BRASSARD	3	2	0	2	1	0	0	0	0	0	11	18.2
COLIN WILSON	2	2	0	2	1	0	0	0	0	0	6	33.3
TYSON BARRIE	2	0	2	2	-2	0	0	0	0	0	2	0.0
MATT CALVERT	2	0	2	2	0	0	0	0	0	0	4	0.0
GABRIEL LANDESKOG	2	0	2	2	2	2	0	0	0	0	9	0.0
NATHAN MACKINNON	2	1	0	1	0	2	0	0	0	0	9	11.1
CARL SODERBERG	2	1	0	1	0	0	0	0	0	0	3	33.3
MIKKO RANTANEN	2	1	0	1	1	2	0	0	0	0	4	25.0
TYSON JOST	1	0	1	1	-1	0	0	0	0	0	0	0.0
IAN COLE	2	0	1	1	1	24	0	0	0	0	3	0.0
SAMUEL GIRARD	2	0	1	1	2	0	0	0	0	0	2	0.0
ERIK JOHNSON	2	0	0	0	2	0	0	0	0	0	7	0.0
SVEN ANDRIGHETTO	2	0	0	0	0	0	0	0	0	0	3	0.0
PATRIK NEMETH	2	0	0	0	0	0	0	0	0	0	1	0.0
ALEXANDER KERFOOT	2	0	0	0	0	0	0	0	0	0	3	0.0
SHELDON DRIES	2	0	0	0	0	2	0	0	0	0	2	0.0
NIKITA ZADOROV	1	0	0	0	-2	2	0	0	0	0	0	0.0
A.J. GREER	1	0	0	0	0	0	0	0	0	0	1	0.0
J.T. COMPHER	1	0	0	0	0	0	0	0	0	0	1	0.0
MARK BARBERIO	1	0	0	0	0	0	0	0	0	0	0	0.0
GABRIEL BOURQUE	1	0	0	0	0	2	0	0	0	0	1	0.0
MATT NIETO	1	0	0	0	-2	0	0	0	0	0	1	0.0
VLADISLAV KAMENEV	1	0	0	0	0	0	0	0	0	0	1	0.0

GOALTENDER	GP	MIN	GA	GAA	SO	W	L	OT	SA	SV%
PHEONIX COPLEY	2	124	5	2.41	0	2	0	0	63	.921

POWER PLAY: 2 - 9 (22.2%)

PENALTY KILLING: 4 - 4 (100%)

GOALTENDER	GP	MIN	GA	GAA	SO	W	L	OT	SA	SV%
SEMYON VARLAMOV	1	64	4	3.74	0	0	0	1	42	.905
PHILIPP GRUBAUER	1	60	3	2.98	0	0	0	1	29	.897

POWER PLAY: 0 - 4 (0%)

PENALTY KILLING: 7 - 9 (77.8%)

Columbus Blue Jackets

CLUB INFORMATION

Founded **2000-01**
Home Arena ..... **Nationwide Arena (18,144)**
Stanley Cups ..... **None**
General Manager/Alt. Governor ..... **Jarmo Kekalainen**
Head Coach ..... **John Tortorella**
Assistant Coaches ..... **Brad Larsen, Kenny McCudden, Brad Shaw**
Vice President of Communications & Team Services ..... **Todd Sharrock**
2018-19 Record ..... 47-31-4 (98 points)
2018-19 Finish ..... 5th, Metropolitan Division
2018-19 Playoffs ..... E. Conference Second Round (def. by BOS 4-2)

Nationwide Arena
200 W. Nationwide Blvd.
Columbus, OH 43215
614.246.4625
Fax: 614.246.4007
@BlueJacketsNHL

2019-20 MEETINGS

Dec. 9 at Washington
Dec. 16 at Columbus
Dec. 27 at Washington
March 19 at Columbus

ALL-TIME SERIES HISTORY

	TOTALS								HOME								AWAY							
YEAR	GP	W	L	T	OT	PTS	GF	GA	GP	W	L	T	OT	PTS	GF	GA	GP	W	L	T	OT	PTS	GF	GA
00-01	1	0	1	0	0	0	1	3	0	0	0	0	0	0	0	0	1	0	1	0	0	0	1	3
01-02	2	2	0	0	0	4	11	5	1	1	0	0	0	2	6	3	1	1	0	0	0	2	5	2
02-03	2	1	0	1	0	3	6	5	1	0	0	1	0	1	2	2	1	1	0	0	0	2	4	3
03-04	1	1	0	0	0	2	5	3	0	0	0	0	0	0	0	0	1	1	0	0	0	2	5	3
05-06	1	1	0	-	0	2	3	2	1	1	0	-	0	2	3	2	0	0	0	-	0	0	0	0
06-07	Teams did not meet in 2006-07																							
07-08	1	1	0	-	0	2	4	3	0	0	0	-	0	0	0	0	1	1	0	-	0	2	4	3
08-09	2	0	2	-	0	0	0	6	1	0	1	-	0	0	0	3	1	0	1	-	0	0	0	3
09-10	2	1	0	-	1	3	7	7	1	0	0	-	1	1	4	5	1	1	0	-	0	2	3	2
10-11	1	1	0	-	0	2	4	3	1	1	0	-	0	2	4	3	0	0	0	-	0	0	0	0
11-12	1	1	0	-	0	2	4	2	0	0	0	-	0	0	0	0	1	1	0	-	0	2	4	2
12-13	Teams did not meet in 2012-13																							
13-14	4	2	2	-	0	4	11	14	2	2	0	-	0	4	8	4	2	0	2	-	0	0	3	10
14-15	5	3	1	-	1	7	19	16	2	1	0	-	1	3	6	5	3	2	1	-	0	4	13	11
15-16	4	3	0	-	1	7	16	9	2	2	0	-	0	4	6	2	2	1	0	-	1	3	10	7
16-17	5	3	1	-	1	7	13	8	3	2	1	-	0	4	9	4	2	1	0	-	1	3	4	4
17-18	4	3	1	-	0	6	12	12	2	2	0	-	0	4	8	5	2	1	1	-	0	2	4	7
18-19	4	1	2	-	1	3	6	7	2	0	1	-	1	1	2	4	2	1	1	-	0	2	4	3
Totals	**40**	**24**	**10**	**1**	**5**	**54**	**121**	**105**	**19**	**12**	**3**	**1**	**3**	**28**	**57**	**42**	**21**	**12**	**7**	**0**	**2**	**26**	**64**	**63**

SERIES INFORMATION

	Overall	at Washington	at Columbus
All-Time Series (W-L-T-OT)	WSH leads, 24-10-1-5	WSH leads, 12-3-1-3	WSH leads, 12-7-0-2
Current Streak	1 CBJ win (2/12/19)	2 CBJ wins (11/9/18-1/12/19)	1 CBJ win (2/12/19)
Last Washington Win	12/8/18 (4-0)	2/9/18 (4-2)	12/8/18 (4-0)
Last Columbus Win	2/12/19 (0-3)	1/12/19 (1-2 OT)	2/212/19 (0-3)
Last Tie	1/3/03 (2-2)	1/3/03 (2-2)	None
Last Overtime Game	1/12/19 (L, 1-2 OT)	1/12/19 (L, 1-2 OT)	11/15/16 (L, 1-2 OT)
Overtime Record	6-5-1	3-4-1	3-1-0
Last 10 Games (W-L-OT)	6-3-1	6-2-2	5-3-2
Longest Unbeaten Streak	7 (1/09/02-2/5/08)	4 (two times)	4 (3/23/02-2/5/08)
Longest Winning Streak	5 (4/3/10-11/12/13)	4 (two times)	4 (3/23/02-2/5/08)
Longest Winless Streak	3 (11/29/08-11/1/09)	2 (two times)	2 (1/17/14-1/30/14)
Longest Losing Streak	3 (11/29/08-11/1/09)	2 (1/9/09-11/1/09)	2 (1/17/14-1/30/14)
Washington Shutouts (Last)	2 (12/8/19)	2 (12/8/19)	None
Columbus Shutouts (Last)	3 (2/12/19)	1 (1/9/09)	2 (2/12/19)
Last Washington Hat Trick	P. Bondra (11/29/03)	None	P. Bondra (11/29/03)
Last Columbus Hat Trick	None	None	None
Most Washington Goals	6 (two times)	6 (1/9/02)	6 (1/19/16)
Most Columbus Goals	5 (four times)	5 (11/1/09)	5 (three times)

Columbus Blue Jackets

2018-19 WASHINGTON CAPITALS VS. COLUMBUS BLUE JACKETS

CAPITALS LOST SEASON SERIES 1-2-1 • COLUMBUS 3-1-0

WASHINGTON	BLUE JACKETS	CAPITALS	ATTEND	GOALTENDERS	W. GOAL
NOV 9, 2018	2	1	18,506	SERGEI BOBROVSKY / BRADEN HOLTBY	ANTHONY DUCLAIR
JAN 12, 2019	2	1	18,506	JOONAS KORPISALO / PHEONIX COPLEY	ARTEMI PANARIN

COLUMBUS	BLUE JACKETS	CAPITALS	ATTEND	GOALTENDERS	W. GOAL
DEC 8, 2018	0	4	18,501	BRADEN HOLTBY / SERGEI BOBROVSKY	BRETT CONNOLLY
FEB 12, 2019	3	0	15,701	SERGEI BOBROVSKY / BRADEN HOLTBY	ANTHONY DUCLAIR

CAPITALS	GP	G	A	P	+/-	PIM	PP	SH	GW	EN	S	%
ALEX OVECHKIN	4	1	2	3	0	2	0	0	0	0	11	9.1
EVGENY KUZNETSOV	4	1	2	3	-1	6	0	0	0	0	11	9.1
TRAVIS BOYD	3	1	1	2	2	0	0	0	0	0	4	25.0
JOHN CARLSON	3	0	2	2	0	2	0	0	0	0	9	0.0
MATT NISKANEN	4	1	0	1	2	0	1	0	0	0	8	12.5
BRETT CONNOLLY	4	1	0	1	0	0	0	0	1	0	4	25.0
DMITRIJ JASKIN	2	1	0	1	1	0	0	0	0	0	4	25.0
MICHAL KEMPNY	4	0	1	1	2	4	0	0	0	0	9	0.0
DMITRY ORLOV	4	0	1	1	1	4	0	0	0	0	13	0.0
JAKUB VRANA	4	0	1	1	1	0	0	0	0	0	7	0.0
NICKLAS BACKSTROM	4	0	1	1	1	2	0	0	0	0	11	0.0
NIC DOWD	3	0	1	1	2	0	0	0	0	0	1	0.0
NICK JENSEN	2	0	0	0	1	0	0	0	0	0	3	0.0
CHANDLER STEPHENSON	4	0	0	0	0	0	0	0	0	0	1	0.0
LARS ELLER	4	0	0	0	-2	0	0	0	0	0	8	0.0
DEVANTE SMITH-PELLY	4	0	0	0	0	0	0	0	0	0	4	0.0
CHRISTIAN DJOOS	2	0	0	0	-2	0	0	0	0	0	2	0.0
JONAS SIEGENTHALER	3	0	0	0	0	2	0	0	0	0	1	0.0
TOM WILSON	2	0	0	0	-1	2	0	0	0	0	0	0.0
BROOKS ORPIK	2	0	0	0	-1	0	0	0	0	0	0	0.0
ANDRE BURAKOVSKY	3	0	0	0	0	4	0	0	0	0	3	0.0
MADISON BOWEY	2	0	0	0	0	0	0	0	0	0	1	0.0
T.J. OSHIE	3	0	0	0	0	0	0	0	0	0	3	0.0

BLUE JACKETS	GP	G	A	P	+/-	PIM	PP	SH	GW	EN	S	%
ANTHONY DUCLAIR	5	3	0	3	-3	0	2	0	2	0	5	60.0
ARTEMI PANARIN	4	2	1	3	1	2	1	0	1	1	9	22.2
OLIVER BJORKSTRAND	4	1	1	2	1	0	1	0	0	0	12	8.3
NICK FOLIGNO	4	1	1	2	-1	0	0	0	0	0	10	10.0
SETH JONES	4	0	2	2	-1	0	0	0	0	0	14	0.0
ZACH WERENSKI	4	0	2	2	-1	0	0	0	0	0	7	0.0
CAM ATKINSON	3	1	0	1	-1	4	0	0	0	0	12	8.3
ALEXANDER WENNBERG	4	0	1	1	-1	2	0	0	0	0	1	0.0
PIERRE-LUC DUBOIS	4	0	1	1	0	4	0	0	0	0	9	0.0
RYAN MURRAY	3	0	1	1	0	0	0	0	0	0	6	0.0
MARKUS NUTIVAARA	4	0	1	1	0	0	0	0	0	0	3	0.0
JOSH ANDERSON	4	0	1	1	1	2	0	0	0	0	14	0.0
SCOTT HARRINGTON	4	0	0	0	-1	0	0	0	0	0	1	0.0
KEVIN STENLUND	1	0	0	0	0	0	0	0	0	0	0	0.0
DEAN KUKAN	1	0	0	0	0	0	0	0	0	0	1	0.0
BRANDON DUBINSKY	2	0	0	0	-2	0	0	0	0	0	1	0.0
RYAN DZINGEL	2	0	0	0	-5	0	0	0	0	0	3	0.0
RILEY NASH	4	0	0	0	0	2	0	0	0	0	2	0.0
MARKUS HANNIKAINEN	3	0	0	0	0	0	0	0	0	0	1	0.0
BOONE JENNER	4	0	0	0	0	2	0	0	0	0	6	0.0
LUKAS SEDLAK	3	0	0	0	0	0	0	0	0	0	1	0.0
DAVID SAVARD	4	0	0	0	1	6	0	0	0	0	5	0.0
MATT DUCHENE	2	0	0	0	-3	0	0	0	0	0	4	0.0

GOALTENDERS	GP	MIN	GA	GAA	SO	W	L	OT	SA	SV%
BRADEN HOLTBY	4	204	5	1.47	1	1	2	0	106	.953
PHEONIX COPLEY	1	34	1	1.75	0	0	0	1	11	.909

GOALTENDERS	GP	MIN	GA	GAA	SO	W	L	OT	SA	SV%
SERGEI BOBROVSKY	3	139	4	1.73	1	2	1	0	67	.940
JOONAS KORPISALO	2	104	2	1.16	0	1	0	0	48	.958
KEITH KINKAID	2	119	4	2.01	1	1	1	0	50	.920

POWER PLAY: 1 - 11 (9.1%)
PENALTY KILLING: 11 - 14 (78.6%)

POWER PLAY: 3 - 14 (21.4%)
PENALTY KILLING: 10 - 11 (90.9%)

Dallas Stars

CLUB INFORMATION

Founded ..... **1967-68 (Minnesota), 1993-94 (Dallas)**
Home Arena ..... **American Airlines Center (18,532)**
Stanley Cups ..... **1 (1999)**
General Manager ..... **Jim Nill**
Head Coach ..... **Jim Montgomery**
Assistant Coaches ..... **John Stevens, Rick Bowness, Todd Nelson**
Vice President of Communications and Broadcasting ..... **Tom Holy**
2018-19 Record ..... 43-32-7 (93 points)
2018-19 Finish ..... 4th, Central Division
2018-19 Playoffs ..... W. Conference Second Round (def. by STL 4-3)

American Airlines Center
2500 Victory Avenue
Dallas, TX 75219
214.387.5500
Fax: 214.387.5564
@DallasStars

2019-20 MEETINGS

Oct. 8 at Washington
Oct. 12 at Dallas

ALL-TIME SERIES HISTORY

	TOTALS								HOME								AWAY							
YEAR	**GP**	**W**	**L**	**T**	**OT**	**PTS**	**GF**	**GA**	**GP**	**W**	**L**	**T**	**OT**	**PTS**	**GF**	**GA**	**GP**	**W**	**L**	**T**	**OT**	**PTS**	**GF**	**GA**
74-75	4	0	3	1	-	1	9	21	2	0	1	1	-	1	5	9	2	0	2	0	-	0	4	12
75-76	4	0	2	2	-	2	11	17	2	0	0	2	-	2	5	5	2	0	2	0	-	0	6	12
76-77	4	1	1	2	-	4	12	14	2	1	0	1	-	3	7	4	2	0	1	1	-	1	5	10
77-78	4	1	2	1	-	3	8	14	2	1	1	0	-	2	2	5	2	0	1	1	-	1	6	9
78-79	4	2	2	0	-	4	10	18	2	1	1	0	-	2	6	10	2	1	1	0	-	2	4	8
79-80	4	0	3	1	-	1	10	18	2	0	2	0	-	0	7	9	2	0	1	1	-	1	3	9
80-81	4	0	3	1	-	1	6	11	2	0	1	1	-	1	4	5	2	0	2	0	-	0	2	6
81-82	3	0	2	1	-	1	8	17	1	0	1	0	-	0	1	6	2	0	1	1	-	1	7	11
82-83	3	1	1	1	-	3	8	8	2	1	1	0	-	2	4	4	1	0	0	1	-	1	4	4
83-84	3	3	0	0	-	6	15	2	1	1	0	0	-	2	5	1	2	2	0	0	-	4	10	1
84-85	3	2	0	1	-	5	12	8	2	1	0	1	-	3	9	6	1	1	0	0	-	2	3	2
85-86	3	2	1	0	-	4	16	13	1	1	0	0	-	2	7	5	2	1	1	0	-	2	9	8
86-87	3	2	0	1	-	5	14	6	2	2	0	0	-	4	12	4	1	0	0	1	-	1	2	2
87-88	3	2	0	1	-	5	10	4	1	1	0	0	-	2	4	1	2	1	0	1	-	3	6	3
88-89	3	1	1	1	-	3	11	10	2	1	1	0	-	2	7	6	1	0	0	1	-	1	4	4
89-90	3	3	0	0	-	6	13	9	1	1	0	0	-	2	5	3	2	2	0	0	-	4	8	6
90-91	3	1	1	1	-	3	7	8	2	1	0	1	-	3	5	3	1	0	1	0	-	0	2	5
91-92	3	1	2	0	-	2	8	10	2	0	2	0	-	0	4	8	1	1	0	0	-	2	4	2
92-93	2	1	1	0	-	2	7	7	1	0	1	0	-	0	4	5	1	1	0	0	-	2	3	2
93-94	2	0	2	0	-	0	5	12	1	0	1	0	-	0	3	6	1	0	1	0	-	0	2	6
94-95	Teams did not meet in 1994-95																							
95-96	2	2	0	0	-	4	6	4	1	1	0	0	-	2	2	1	1	1	0	0	-	2	4	3
96-97	2	0	2	0	-	0	5	10	1	0	1	0	-	0	2	5	1	0	1	0	-	0	3	5
97-98	2	0	2	0	-	0	4	6	1	0	1	0	-	0	3	4	1	0	1	0	-	0	1	2
98-99	2	1	1	0	-	2	2	5	1	1	0	0	-	2	2	1	1	0	1	0	-	0	0	4
99-00	2	0	1	1	0	1	3	4	1	0	0	1	0	1	2	2	1	0	1	0	0	0	1	2
00-01	1	0	1	0	0	0	0	3	0	0	0	0	0	0	0	0	1	0	1	0	0	0	0	3
01-02	2	1	1	0	0	2	5	7	1	0	1	0	0	0	2	5	1	1	0	0	0	2	3	2
02-03	2	0	2	0	0	0	3	11	1	0	1	0	0	0	1	6	1	0	1	0	0	0	2	5
03-04	1	0	1	0	0	0	2	4	0	0	0	0	0	0	0	0	1	0	1	0	0	0	2	4
05-06	1	0	1	-	0	0	1	4	0	0	0	-	0	0	0	0	1	0	1	-	0	0	1	4
06-07	1	1	0	-	0	2	4	3	1	1	0	-	0	2	4	3	0	0	0	-	0	0	0	0
07-08	Teams did not meet in 2007-08																							
08-09	1	1	0	-	0	2	6	5	0	0	0	-	0	0	0	0	1	1	0	-	0	2	6	5
09-10	1	0	0	-	1	1	3	3	1	0	0	-	1	1	3	3	0	0	0	-	0	0	0	0
10-11	1	0	1	-	0	0	1	2	0	0	0	-	0	0	0	0	1	0	1	-	0	0	1	2
11-12	1	0	1	-	0	0	2	5	1	0	1	-	0	0	2	5	0	0	0	-	0	0	0	0
12-13	Teams did not meet in 2012-13																							
13-14	2	0	2	-	0	0	1	7	1	0	1	-	0	0	0	5	1	0	1	-	0	0	1	2
14-15	2	0	2	-	0	0	6	9	1	0	1	-	0	0	2	4	1	0	1	-	0	0	4	5
15-16	2	0	2	-	0	0	5	7	1	0	1	-	0	0	2	3	1	0	1	-	0	0	3	4
16-17	2	1	1	-	0	2	6	7	1	0	1	-	0	0	2	4	1	1	0	-	0	2	4	3
17-18	2	2	0	-	0	4	8	6	1	1	0	-	0	2	4	3	1	1	0	-	0	2	4	3
18-19	2	0	0	-	2	2	4	6	1	0	0	-	1	1	3	4	1	0	0	-	1	1	1	2
Totals	**99**	**32**	**48**	**16**	**3**	**83**	**277**	**345**	**49**	**17**	**22**	**8**	**2**	**44**	**142**	**163**	**50**	**15**	**26**	**8**	**1**	**39**	**135**	**182**

SERIES INFORMATION

	Overall	**at Washington**	**at Dallas**
All-Time Series (W-L-T-OT)	WSH trails, 32-48-16-3	WSH trails, 17-22-8-2	WSH trails, 15-26-8-1
Current Streak	2 DAL wins (11/3/18-1/4/19)	1 DAL win (11/3/18)	1 DAL win (1/4/19)
Last Washington Win	3/20/18 (4-3)	3/20/18 (4-3)	12/19/17 (4-3 OT)
Last Dallas Win	1/4/19 (1-2 OT)	11/3/18 (3-4 OT)	1/4/19 (1-2 OT)
Last Tie	11/17/99 (2-2)	11/17/99 (2-2)	1/30/89 (4-4)
Last Overtime Game	1/4/19 (L, 1-2 OT)	11/3/18 (L, 3-4 OT)	1/4/19 (L, 1-2 OT)
Overtime Record	6-3-7	1-1-4	5-2-3
Last 10 Games (W-L-T-OT)	3-5-2	2-6-2	3-6-1
Longest Unbeaten Streak	10 (1/21/86-1/30/89)	9 (2/3/83-11/15/88)	7 (1/25/86-3/18/90)
Longest Winning Streak	4 (2/3/83-3/21/84)	6 (1/14/85-11/15/88)	3 (2/13/84-12/12/84)
Longest Winless Streak	13 (11/3/79-12/16/82)	6 (two times)	8 (two times)
Longest Losing Streak	9 (3/8/10-2/13/16)	6 (3/8/10-3/6/17)	5 (two times)
Washington Shutouts (Last)	2 (2/20/88)	None	2 (2/20/88)
Dallas Shutouts (Last)	6 (4/1/14)	2 (4/1/14)	4 (10/14/00)
Last Washington Hat Trick	None	None	None
Last Dallas Hat Trick	R. Eriksson (11/27/76)	None	R. Eriksson (11/27/76)
Most Washington Goals	8 (10/24/86)	8 (10/24/86)	6 (three times)
Most Dallas Goals	7 (four times)	6 (four times)	7 (four times)

Dallas Stars

2018-19 WASHINGTON CAPITALS VS. DALLAS STARS

CAPITALS LOST SEASON SERIES, 0-0-2 • DALLAS 2-0-0

WASHINGTON	STARS	CAPITALS	ATTEND	GOALTENDERS	W. GOAL
NOV 3, 2018	4	3	18,506	BEN BISHOP / BRADEN HOLTBY	JASON DICKINSON

DALLAS	STARS	CAPITALS	ATTEND	GOALTENDERS	W. GOAL
JAN 4, 2019	2	1	18,532	ANTON KHUDOBIN / PHEONIX COPLEY	TYLER SEGUIN

CAPITALS	GP	G	A	P	+/-	PIM	PP	SH	GW	EN	S	%
NICKLAS BACKSTROM	2	1	1	2	0	0	0	0	0	0	6	16.7
LARS ELLER	2	1	1	2	1	2	0	0	0	0	7	14.3
ANDRE BURAKOVSKY	2	0	2	2	2	0	0	0	0	0	3	0.0
BRETT CONNOLLY	2	1	0	1	2	0	0	0	0	0	3	33.3
CARL HAGELIN	1	1	0	1	0	2	0	0	1	0	1	100.0
EVGENY KUZNETSOV	2	1	0	1	-2	0	1	0	0	0	4	25.0
MICHAL KEMPNY	2	0	1	1	1	2	0	0	0	0	5	0.0
DMITRIJ JASKIN	1	0	1	1	1	0	0	0	0	0	3	0.0
BROOKS ORPIK	1	0	1	1	1	0	0	0	0	0	0	0.0
T.J. OSHIE	2	0	1	1	1	2	0	0	0	0	9	0.0
MATT NISKANEN	2	0	0	0	-2	2	0	0	0	0	6	0.0
NICK JENSEN	2	0	0	0	-1	0	0	0	0	0	0	0.0
ALEX OVECHKIN	2	0	0	0	-3	2	0	0	0	0	10	0.0
DMITRY ORLOV	2	0	0	0	-1	0	0	0	0	0	3	0.0
JAKUB VRANA	2	0	0	0	-3	0	0	0	0	0	2	0.0
CHANDLER STEPHENSON	2	0	0	0	-1	0	0	0	0	0	1	0.0
DEVANTE SMITH-PELLY	2	0	0	0	-1	0	0	0	0	0	2	0.0
NIC DOWD	1	0	0	0	-1	0	0	0	0	0	0	0.0
CHRISTIAN DJOOS	1	0	0	0	0	0	0	0	0	0	1	0.0
JONAS SIEGENTHALER	1	0	0	0	0	0	0	0	0	0	0	0.0
TOM WILSON	1	0	0	0	0	0	0	0	0	0	1	0.0
TRAVIS BOYD	1	0	0	0	0	0	0	0	0	0	0	0.0
MADISON BOWEY	1	0	0	0	0	0	0	0	0	0	1	0.0
JOHN CARLSON	2	0	0	0	-1	0	0	0	0	0	2	0.0

STARS	GP	G	A	P	+/-	PIM	PP	SH	GW	EN	S	%
TYLER SEGUIN	2	2	0	2	1	0	1	0	1	0	10	20.0
JASON SPEZZA	2	1	1	2	2	0	0	0	0	0	3	33.3
ALEXANDER RADULOV	1	0	2	2	1	2	0	0	0	0	4	0.0
JAMIE OLEKSIAK	3	1	0	1	-1	7	0	0	0	0	1	100.0
JAMIE BENN	1	1	0	1	1	0	0	0	0	0	2	50.0
JASON DICKINSON	1	1	0	1	1	2	0	0	1	0	1	100.0
ANDREW COGLIANO	1	1	0	1	1	0	0	0	0	0	3	33.3
TYLER PITLICK	2	1	0	1	-1	0	0	0	0	0	4	25.0
RADEK FAKSA	2	0	1	1	0	0	0	0	0	0	4	0.0
BEN LOVEJOY	2	0	1	1	3	0	0	0	0	0	3	0.0
ROOPE HINTZ	1	0	1	1	-1	0	0	0	0	0	0	0.0
GEMEL SMITH	1	0	1	1	1	0	0	0	0	0	0	0.0
VALERI NICHUSHKIN	2	0	1	1	1	0	0	0	0	0	4	0.0
JOHN KLINGBERG	2	0	0	0	0	0	0	0	0	0	10	0.0
MIRO HEISKANEN	2	0	0	0	0	0	0	0	0	0	2	0.0
CONNOR CARRICK	1	0	0	0	0	0	0	0	0	0	0	0.0
JULIUS HONKA	2	0	0	0	1	0	0	0	0	0	0	0.0
MATTIAS JANMARK	2	0	0	0	-1	0	0	0	0	0	2	0.0
BLAKE COMEAU	2	0	0	0	-1	2	0	0	0	0	2	0.0
ESA LINDELL	2	0	0	0	1	0	0	0	0	0	7	0.0
BRETT RITCHIE	2	0	0	0	1	2	0	0	0	0	2	0.0
ERIK CONDRA	1	0	0	0	-1	2	0	0	0	0	1	0.0
DEVIN SHORE	3	0	0	0	1	0	0	0	0	0	4	0.0
MATS ZUCCARELLO	1	0	0	0	-1	0	0	0	0	0	0	0.0
TAYLOR FEDUN	1	0	0	0	-1	0	0	0	0	0	1	0.0
ROMAN POLAK	2	0	0	0	0	4	0	0	0	0	3	0.0
DILLON HEATHERINGTON	1	0	0	0	1	0	0	0	0	0	1	0.0

GOALTENDERS	GP	MIN	GA	GAA	SO	W	L	OT	SA	SV%
BRADEN HOLTBY	1	63	4	3.80	0	0	0	1	37	.892
PHEONIX COPLEY	1	64	2	1.89	0	0	0	1	29	.931

GOALTENDERS	GP	MIN	GA	GAA	SO	W	L	OT	SA	SV%
ANTON KHUDOBIN	1	64	1	.94	0	1	0	0	37	.973
BEN BISHOP	1	63	3	2.86	0	1	0	0	32	.906

POWER PLAY: 1 - 6 (16.7%)
PENALTY KILLING: 4 - 5 (80%)

POWER PLAY: 1 - 5 (20%)
PENALTY KILLING: 5 - 6 (83.3%)

Detroit Red Wings

CLUB INFORMATION

Founded **1926-27**
Home Arena ..... **Little Caesars Arena (19,515)**
Stanley Cups ..... **11 (most recent, 2008)**
Executive Vice President & General Manager ..... **Steve Yzerman**
Head Coach ..... **Jeff Blashill**
Assistant Coaches ..... **Dan Bylsma, Doug Houda, Adam Nightingale**
Director of Public Relations ..... **Todd Beam**
2018-19 Record ..... 32-40-10 (74 points)
2018-19 Finish ..... 7th, Atlantic Division
2018-19 Playoffs ..... DNQ

Little Caesars Arena
2645 Woodward Avenue
Detroit, MI 48201
313.471.7000
Fax: 313.567.0296
@DetroitRedWings

2019-20 MEETINGS

Nov. 30 at Detroit
Mar. 12 at Washington
Mar. 28 at Detroit

ALL-TIME SERIES HISTORY

	TOTALS								HOME								AWAY							
YEAR	GP	W	L	T	OT	PTS	GF	GA	GP	W	L	T	OT	PTS	GF	GA	GP	W	L	T	OT	PTS	GF	GA
74-75	6	1	5	0	-	2	20	33	3	1	2	0	-	2	11	14	3	0	3	0	-	0	9	19
75-76	6	3	3	0	-	6	24	25	3	2	1	0	-	4	16	13	3	1	2	0	-	2	8	12
76-77	6	3	0	3	-	9	20	10	3	2	0	1	-	5	12	4	3	1	0	2	-	4	8	6
77-78	6	1	4	1	-	3	12	23	3	1	2	0	-	2	7	12	3	0	2	1	-	1	5	11
78-79	8	2	3	3	-	7	25	25	4	1	2	1	-	3	12	12	4	1	1	2	-	4	13	13
79-80	4	1	2	1	-	3	10	12	2	1	1	0	-	2	7	6	2	0	1	1	-	1	3	6
80-81	4	2	1	1	-	5	20	14	2	1	1	0	-	2	11	7	2	1	0	1	-	3	9	7
81-82	3	1	0	2	-	4	14	11	2	1	0	1	-	3	9	6	1	0	0	1	-	1	5	5
82-83	3	2	1	0	-	4	17	12	1	1	0	0	-	2	5	2	2	1	1	0	-	2	12	10
83-84	3	1	2	0	-	2	6	9	2	1	1	0	-	2	5	5	1	0	1	0	-	0	1	4
84-85	3	2	1	0	-	4	11	6	1	1	0	0	-	2	4	0	2	1	1	0	-	2	7	6
85-86	3	2	1	0	-	4	8	13	2	2	0	0	-	4	8	6	1	0	1	0	-	0	0	7
86-87	3	2	0	1	-	5	13	6	1	1	0	0	-	2	8	2	2	1	0	1	-	3	5	4
87-88	3	0	2	1	-	1	3	9	2	0	1	1	-	1	2	3	1	0	1	0	-	0	1	6
88-89	3	1	1	1	-	3	10	10	1	0	1	0	-	0	3	4	2	1	0	1	-	3	7	6
89-90	3	3	0	0	-	6	16	8	2	2	0	0	-	4	11	5	1	1	0	0	-	2	5	3
90-91	3	3	0	0	-	6	11	7	1	1	0	0	-	2	6	4	2	2	0	0	-	4	5	3
91-92	3	0	3	0	-	0	9	14	1	0	1	0	-	0	4	5	2	0	2	0	-	0	5	9
92-93	3	2	1	0	-	4	13	10	1	0	1	0	-	0	5	7	2	2	0	0	-	4	8	3
93-94	2	1	0	1	-	3	8	5	1	1	0	0	-	2	6	3	1	0	0	1	-	1	2	2
94-95	Teams did not meet in 1994-95																							
95-96	2	0	2	0	-	0	5	8	1	0	1	0	-	0	2	4	1	0	1	0	-	0	3	4
96-97	2	0	2	0	-	0	4	7	1	0	1	0	-	0	0	2	1	0	1	0	-	0	4	5
97-98	2	0	2	0	-	0	2	6	1	0	1	0	-	0	2	4	1	0	1	0	-	0	0	2
98-99	1	0	1	0	-	0	2	3	1	0	1	0	-	0	2	3	0	0	0	0	-	0	0	0
99-00	2	1	0	1	0	3	6	4	1	0	0	1	0	1	2	2	1	1	0	0	0	2	4	2
00-01	2	1	0	0	1	3	7	4	1	1	0	0	0	2	6	2	1	0	0	0	1	1	1	2
01-02	1	0	1	0	0	0	1	3	0	0	0	0	0	0	0	0	1	0	1	0	0	0	1	3
02-03	1	0	1	0	0	0	1	5	1	0	1	0	0	0	1	5	0	0	0	0	0	0	0	0
03-04	2	1	1	0	0	2	5	6	1	0	1	0	0	0	1	5	1	1	0	0	0	2	4	1
05-06	1	0	1	-	0	0	3	4	1	0	1	-	0	0	3	4	0	0	0	-	0	0	0	0
06-07	Teams did not meet in 2006-07																							
07-08	1	0	0	-	1	1	3	3	0	0	0	-	0	0	0	0	1	0	0	-	1	1	3	3
08-09	1	1	0	-	0	2	4	2	1	1	0	-	0	2	4	2	0	0	0	-	0	0	0	0
09-10	2	1	1	-	0	2	5	5	1	1	0	-	0	2	3	2	1	0	1	-	0	0	2	3
10-11	1	0	1	-	0	0	2	3	0	0	0	-	0	0	0	0	1	0	1	-	0	0	2	3
11-12	2	2	0	-	0	4	12	4	1	1	0	-	0	2	7	1	1	1	0	-	0	2	5	3
12-13	Teams did not meet in 2012-13																							
13-14	3	2	0	-	1	5	12	11	1	1	0	-	0	2	6	5	2	1	0	-	1	3	6	6
14-15	3	2	1	-	0	4	7	6	2	1	1	-	0	2	5	5	1	1	0	-	0	2	2	1
15-16	3	2	1	-	0	4	4	4	1	1	0	-	0	2	3	2	2	1	1	-	0	2	2	2
16-17	3	2	0	-	1	5	9	6	2	2	0	-	0	4	7	3	1	0	0	-	1	1	2	3
17-18	3	2	0	-	1	5	9	8	1	0	0	-	1	1	4	5	2	2	0	-	0	4	5	3
18-19	3	3	0	-	0	6	12	5	2	2	0	-	0	4	9	3	1	1	0	-	0	2	3	2
Totals	**119**	**53**	**45**	**16**	**5**	**127**	**385**	**368**	**59**	**31**	**22**	**5**	**1**	**68**	**218**	**179**	**60**	**22**	**23**	**11**	**4**	**59**	**167**	**189**

SERIES INFORMATION

	Overall	at Washington	at Detroit
All-Time Series (W-L-T-OT)	WSH leads, 53-45-16-5	WSH leads, 31-22-5-1	WSH trails, 22-23-11-4
Current Streak	4 WSH win (3/22/18-1/6/19)	2 WSH win (11/23/18-12/11/18)	3 WSH wins (10/20/17-12/6/19)
Last Washington Win	1/6/19 (3-2)	12/11/18 (6-2)	1/6/19 (3-2)
Last Detroit Win	2/11/18 (4-5 OT)	2/11/18 (4-5 OT)	2/18/17 (2-3 SO)
Last Tie	3/3/00 (2-2)	3/3/00 (2-2)	3/25/94 (2-2)
Last Overtime Game	2/11/18 (L, 4-5 OT)	2/11/18 (L, 4-5 OT)	10/20/17 (W, 4-3 OT)
Overtime Record	6-4-10	2-2-3	4-2-7
Last 10 Games (W-L-OT)	8-0-2	10-0-0	6-2-2
Longest Unbeaten Streak	9 (3/30/76-12/23/77)	6 (2/15/76-12/23/77)	5 (11/1/88-1/22/91)
Longest Winning Streak	6 (11/29/89-1/22/91)	4 (two times)	4 (11/27/88-1/22/91)
Longest Winless Streak	9 (3/25/94-3/3/00)	5 (1/13/96-3/3/00)	5 (two times)
Longest Losing Streak	7 (1/13/96-10/13/98)	4 (1/13/96-10/13/98)	4 (10/19/74-12/31/75)
Washington Shutouts (Last)	5 (3/22/18)	2 (11/18/16)	3 (3/22/18)
Detroit Shutouts (Last)	7 (11/10/15)	3 (12/4/96)	4 (11/10/15)
Last Washington Hat Trick	R. Zednik (10/31/00)	R. Zednik (10/31/00)	T. White (2/21/76)
Last Detroit Hat Trick	G. Nyquist (2/2/14)	G. Nyquist (2/2/14)	S. Fedorov (12/26/96)
Most Washington Goals	9 (2/25/90)	9 (2/25/90)	7 (two times)
Most Detroit Goals	8 (three times)	8 (2/15/76)	8 (two times)

Detroit Red Wings

2018-19 WASHINGTON CAPITALS VS. DETROIT RED WINGS

CAPITALS WON SEASON SERIES, 3-0-0 • DETROIT 0-3-0

WASHINGTON	RED WINGS	CAPITALS	ATTEND	GOALTENDERS	W. GOAL
NOV 23, 2018	1	3	18,506	BRADEN HOLTBY / JONATHAN BERNIER	MICHAL KEMPNY
DEC 11, 2018	2	6	18,506	BRADEN HOLTBY / JONATHAN BERNIER	ALEX OVECHKIN

DETROIT	RED WINGS	CAPITALS	ATTEND	GOALTENDERS	W. GOAL
JAN 6, 2019	2	3	19,515	BRADEN HOLTBY / JIMMY HOWARD	MICHAL KEMPNY

CAPITALS	GP	G	A	P	+/-	PIM	PP	SH	GW	EN	S	%
ALEX OVECHKIN	3	4	2	6	7	4	0	0	1	0	11	36.4
NICKLAS BACKSTROM	3	0	5	5	3	0	0	0	0	0	8	0.0
EVGENY KUZNETSOV	2	0	4	4	0	0	0	0	0	0	5	0.0
MICHAL KEMPNY	3	2	1	3	2	2	0	0	2	0	5	40.0
TOM WILSON	2	2	1	3	2	0	0	0	0	0	6	33.3
TRAVIS BOYD	3	2	1	3	2	0	0	0	0	0	4	50.0
BRETT CONNOLLY	3	1	1	2	0	0	1	0	0	0	2	50.0
NIC DOWD	2	0	2	2	1	0	0	0	0	0	0	0.0
JOHN CARLSON	3	0	2	2	2	0	0	0	0	0	7	0.0
T.J. OSHIE	2	1	0	1	1	6	1	0	0	0	5	20.0
MATT NISKANEN	3	0	1	1	2	0	0	0	0	0	0	0.0
DMITRIJ JASKIN	2	0	1	1	0	0	0	0	0	0	2	0.0
CHRISTIAN DJOOS	2	0	1	1	2	0	0	0	0	0	2	0.0
ANDRE BURAKOVSKY	2	0	1	1	1	0	0	0	0	0	3	0.0
DMITRY ORLOV	3	0	0	0	1	2	0	0	0	0	2	0.0
JAKUB VRANA	3	0	0	0	-2	0	0	0	0	0	2	0.0
CHANDLER STEPHENSON	3	0	0	0	0	0	0	0	0	0	1	0.0
LARS ELLER	3	0	0	0	-1	0	0	0	0	0	6	0.0
DEVANTE SMITH-PELLY	3	0	0	0	2	0	0	0	0	0	5	0.0
JONAS SIEGENTHALER	1	0	0	0	0	2	0	0	0	0	0	0.0
BROOKS ORPIK	1	0	0	0	0	0	0	0	0	0	2	0.0
MADISON BOWEY	2	0	0	0	0	2	0	0	0	0	1	0.0

RED WINGS	GP	G	A	P	+/-	PIM	PP	SH	GW	EN	S	%
GUSTAV NYQUIST	3	1	2	3	0	0	0	0	0	0	9	11.1
DYLAN LARKIN	3	1	1	2	1	2	0	0	0	0	10	10.0
FILIP HRONEK	1	1	0	1	0	0	0	0	0	0	3	33.3
ANTHONY MANTHA	2	1	0	1	0	0	0	0	0	0	4	25.0
ANDREAS ATHANASIOU	3	1	0	1	-2	2	0	0	0	0	9	11.1
NICK JENSEN	3	0	1	1	-1	2	0	0	0	0	2	0.0
JUSTIN ABDELKADER	3	0	1	1	0	0	0	0	0	0	6	0.0
THOMAS VANEK	3	0	1	1	-2	0	0	0	0	0	2	0.0
DANNY DEKEYSER	1	0	1	1	0	0	0	0	0	0	1	0.0
DENNIS CHOLOWSKI	3	0	0	0	-2	0	0	0	0	0	2	0.0
MIKE GREEN	2	0	0	0	-2	2	0	0	0	0	8	0.0
MICHAEL RASMUSSEN	2	0	0	0	-1	0	0	0	0	0	1	0.0
LUKE WITKOWSKI	2	0	0	0	-2	0	0	0	0	0	3	0.0
LUKE GLENDENING	3	0	0	0	-1	0	0	0	0	0	2	0.0
MARTIN FRK	1	0	0	0	-1	0	0	0	0	0	3	0.0
DARREN HELM	1	0	0	0	0	0	0	0	0	0	3	0.0
FRANS NIELSEN	3	0	0	0	-2	4	0	0	0	0	4	0.0
JONATHAN ERICSSON	2	0	0	0	-1	2	0	0	0	0	3	0.0
NIKLAS KRONWALL	3	0	0	0	-2	2	0	0	0	0	6	0.0
TYLER BERTUZZI	3	0	0	0	-2	0	0	0	0	0	5	0.0
JACOB DE LA ROSE	3	0	0	0	-3	0	0	0	0	0	4	0.0
CHRISTOFFER EHN	2	0	0	0	-2	0	0	0	0	0	1	0.0
TREVOR DALEY	2	0	0	0	0	0	0	0	0	0	3	0.0

GOALTENDER	GP	MIN	GA	GAA	SO	W	L	OT	SA	SV%
BRADEN HOLTBY	3	180	5	1.67	0	3	0	0	94	.947

POWER PLAY: 2 - 9 (22.2%)

PENALTY KILLING: 7 - 7 (100%)

GOALTENDER	GP	MIN	GA	GAA	SO	W	L	OT	SA	SV%
JIMMY HOWARD	2	89	4	2.71	0	0	1	0	44	.909
JONATHAN BERNIER	2	87	8	5.54	0	0	2	0	35	.771

POWER PLAY: 0 - 7 (8%)

PENALTY KILLING: 7 - 9 (77.8%)

Edmonton Oilers

CLUB INFORMATION

Founded ..... **1972-73 (WHA), 1979-80 (NHL)**
Home Arena ..... **Rogers Place (18,347)**
Stanley Cups ..... **5 (most recent, 1990)**
General Manager and President of Hockey Operations ..... **Ken Holland**
Head Coach ..... **Dave Tippett**
Assistant Coaches ..... **Jim Playfair, Glen Gulutzan, Brian Wiseman**
Sr. Director, Communications and Media Relations ..... **Tim Shipton**
2018-19 Record ..... 35-38-9 (79 points)
2018-19 Finish ..... 7th, Pacific Division
2018-19 Playoffs ..... DNQ

Rogers Place
10220 104 Ave NW
Edmonton, Alb. T5J 0H6
780.414.5483
@EdmontonOilers

2019-20 MEETINGS

Oct. 24 at Edmonton
Mar. 16 at Washington

ALL-TIME SERIES HISTORY

	TOTALS								HOME								AWAY							
YEAR	GP	W	L	T	OT	PTS	GF	GA	GP	W	L	T	OT	PTS	GF	GA	GP	W	L	T	OT	PTS	GF	GA
79-80	4	1	3	0	-	2	13	22	2	0	2	0	-	0	5	10	2	1	1	0	-	2	8	12
80-81	4	2	1	1	-	5	17	14	2	2	0	0	-	4	12	6	2	0	1	1	-	1	5	8
81-82	3	0	2	1	-	1	10	15	2	0	1	1	-	1	7	10	1	0	1	0	-	0	3	5
82-83	3	0	2	1	-	1	9	14	1	0	1	0	-	0	3	5	2	0	1	1	-	1	6	9
83-84	3	1	2	0	-	2	16	20	2	1	1	0	-	2	13	9	1	0	1	0	-	0	3	11
84-85	3	0	1	2	-	2	11	14	1	0	1	0	-	0	5	8	2	0	0	2	-	2	6	6
85-86	3	3	0	0	-	6	15	8	2	2	0	0	-	4	10	6	1	1	0	0	-	2	5	2
86-87	3	2	1	0	-	4	13	11	1	1	0	0	-	2	5	2	2	1	1	0	-	2	8	9
87-88	3	2	1	0	-	4	8	5	2	2	0	0	-	4	6	2	1	0	1	0	-	0	2	3
88-89	3	2	1	0	-	4	16	9	1	1	0	0	-	2	5	3	2	1	1	0	-	2	11	6
89-90	3	1	2	0	-	2	11	13	2	0	2	0	-	0	7	10	1	1	0	0	-	2	4	3
90-91	3	3	0	0	-	6	12	6	1	1	0	0	-	2	6	3	2	2	0	0	-	4	6	3
91-92	2	2	0	0	-	4	12	7	1	1	0	0	-	2	6	2	1	1	0	0	-	2	6	5
92-93	2	1	1	0	-	2	6	7	1	1	0	0	-	2	4	3	1	0	1	0	-	0	2	4
93-94	2	1	0	1	-	3	5	4	1	0	0	1	-	1	2	2	1	1	0	0	-	2	3	2
94-95	Teams did not meet in 1994-95																							
95-96	2	2	0	0	-	4	8	4	1	1	0	0	-	2	6	3	1	1	0	0	-	2	2	1
96-97	2	0	2	0	-	0	2	7	1	0	1	0	-	0	1	3	1	0	1	0	-	0	1	4
97-98	2	1	1	0	-	2	4	5	1	1	0	0	-	2	2	1	1	0	1	0	-	0	2	4
98-99	2	1	1	0	-	2	6	11	1	1	0	0	-	2	4	3	1	0	1	0	-	0	2	8
99-00	1	0	1	0	0	0	2	6	0	0	0	0	0	0	0	0	1	0	1	0	0	0	2	6
00-01	1	1	0	0	0	2	4	0	1	1	0	0	0	2	4	0	0	0	0	0	0	0	0	0
01-02	2	1	1	0	0	2	5	6	1	1	0	0	0	2	4	2	1	0	1	0	0	0	1	4
02-03	1	0	1	0	0	0	3	5	0	0	0	0	0	0	0	0	1	0	1	0	0	0	3	5
03-04	1	1	0	0	0	2	1	0	1	1	0	0	0	2	1	0	0	0	0	0	0	0	0	0
05-06	Teams did not meet in 2005-06																							
06-07	1	0	1	-	0	0	0	4	0	0	0	-	0	0	0	0	1	0	1	-	0	0	0	4
07-08	1	1	0	-	0	2	4	4	1	1	0	-	0	2	4	4	0	0	0	-	0	0	0	0
08-09	1	0	1	-	0	0	2	5	1	0	1	-	0	0	2	5	0	0	0	-	0	0	0	0
09-10	1	1	0	-	0	2	4	2	0	0	0	-	0	0	0	0	1	1	0	-	0	2	4	2
10-11	1	1	0	-	0	2	5	0	1	1	0	-	0	2	5	0	0	0	0	-	0	0	0	0
11-12	1	0	1	-	0	0	1	2	0	0	0	-	0	0	0	0	1	0	1	-	0	0	1	2
12-13	Teams did not meet in 2012-13																							
13-14	2	2	0	-	0	4	8	3	1	1	0	-	0	2	4	2	1	1	0	-	0	2	4	1
14-15	2	0	1	-	1	1	6	7	1	0	0	-	1	1	4	4	1	0	1	-	0	0	2	3
15-16	2	2	0	-	0	4	8	4	1	1	0	-	0	2	1	0	1	1	0	-	0	2	7	4
16-17	2	1	1	-	0	2	3	5	1	1	0	-	0	2	2	1	1	0	1	-	0	0	1	4
17-18	2	2	0	-	0	4	6	3	1	1	0	-	0	2	1	1	1	1	0	-	0	2	5	2
18-19	2	1	1	-	0	2	5	6	1	1	0	-	0	2	4	2	1	0	1	-	0	0	1	4
Totals	**76**	**39**	**30**	**6**	**1**	**85**	**261**	**258**	**38**	**25**	**10**	**2**	**1**	**53**	**145**	**112**	**38**	**14**	**20**	**4**	**0**	**32**	**116**	**146**

SERIES INFORMATION

	Overall	at Washington	at Edmonton
All-Time Series (W-L-T-OT)	WSH leads, 39-30-6-1	WSH leads, 25-10-2-1	WSH trails, 14-20-4-0
Current Streak	1 WSH win (11/5/18)	4 WSH wins (11/23/15-11/5/18)	1 EDM win (10/25/18)
Last Washington Win	11/5/18 (4-2)	11/12/17 (2-1 SO)	10/28/17 (5-2)
Last Edmonton Win	10/25/18 (1-4)	1/20/15 (4-5)	10/26/16 (1-4)
Last Tie	2/15/94 (2-2)	2/15/94 (2-2)	10/24/84 (3-3)
Last Overtime Game	11/12/17 (W, 2-1 SO)	11/12/17 (W, 2-1 SO)	10/24/93 (W, 3-2 OT)
Overtime Record	3-2-5	2-1-3	1-1-2
Last 10 Games (W-L-T-OT)	6-3-1	8-1-1	4-6-0
Longest Unbeaten Streak	6 (2/14/90-3/22/92)	6 (two times)	5 (2/17/89-10/23/91)
Longest Winning Streak	6 (2/14/90-3/22/92)	6 (two times)	5 (2/17/89-10/23/91)
Longest Winless Streak	8 (1/13/82-11/9/83)	4 (1/13/82-11/9/83)	9 (2/15/80-2/23/85)
Longest Losing Streak	4 (2/23/83-11/9/83)	3 (2/28/82-11/9/83)	7 (2/9/97-10/28/06)
Washington Shutouts (Last)	6 (11/23/15)	5 (11/23/15)	1 (10/28/90)
Edmonton Shutouts (Last)	1 (10/28/06)	None	1 (10/28/06)
Last Washington Hat Trick	E. Kuznetsov (10/23/15)	P. Bondra (3/10/02)	E. Kuznetsov (10/23/15)
Last Edmonton Hat Trick	E. Cole (1/13/09)	E. Cole (1/13/09)	F. Pisani (3/22/03)
Most Washington Goals	9 (2/5/84)	9 (2/5/84)	8 (2/17/89)
Most Edmonton Goals	11 (11/2/83)	8 (11/9/84)	11 (11/2/83)

Edmonton Oilers

2018-19 WASHINGTON CAPITALS VS. EDMONTON OILERS

CAPITALS TIED SEASON SERIES, 1-1-0 • EDMONTON 1-1-0

WASHINGTON	OILERS	CAPITALS	ATTEND	GOALTENDERS	W. GOAL
NOV 5, 2018	2	4	18,506	PHEONIX COPLEY / CAM TALBOT	T.J. OSHIE

EDMONTON	OILERS	CAPITALS	ATTEND	GOALTENDERS	W. GOAL
OCT 25, 2018	4	1	18,347	CAM TALBOT / BRADEN HOLTBY	RYAN NUGENT-HOPKINS

CAPITALS	GP	G	A	P	+/-	PIM	PP	SH	GW	EN	S	%
JOHN CARLSON	2	0	3	3	0	0	0	0	0	0	9	0.0
DEVANTE SMITH-PELLY	2	1	1	2	1	2	0	0	0	0	1	100.0
TRAVIS BOYD	1	0	2	2	2	0	0	0	0	0	1	0.0
ALEX OVECHKIN	2	1	0	1	-3	2	1	0	0	0	6	16.7
JAKUB VRANA	2	1	0	1	1	0	0	0	0	0	3	33.3
T.J. OSHIE	2	1	0	1	-1	0	0	0	1	0	4	25.0
ANDRE BURAKOVSKY	2	1	0	1	0	0	0	0	0	0	7	14.3
NICKLAS BACKSTROM	2	0	1	1	-1	2	0	0	0	0	2	0.0
NIC DOWD	1	0	1	1	1	0	0	0	0	0	1	0.0
EVGENY KUZNETSOV	2	0	1	1	-3	0	0	0	0	0	4	0.0
NICK JENSEN	2	0	0	0	1	0	0	0	0	0	2	0.0
MICHAL KEMPNY	2	0	0	0	2	4	0	0	0	0	1	0.0
DMITRY ORLOV	2	0	0	0	-1	0	0	0	0	0	2	0.0
BRETT CONNOLLY	2	0	0	0	0	0	0	0	0	0	0	0.0
MATT NISKANEN	2	0	0	0	-1	2	0	0	0	0	2	0.0
CHANDLER STEPHENSON	2	0	0	0	1	0	0	0	0	0	3	0.0
LARS ELLER	2	0	0	0	-2	0	0	0	0	0	3	0.0
DMITRIJ JASKIN	2	0	0	0	1	0	0	0	0	0	2	0.0
CHRISTIAN DJOOS	2	0	0	0	1	0	0	0	0	0	3	0.0
BROOKS ORPIK	1	0	0	0	1	0	0	0	0	0	1	0.0
CARL HAGELIN	2	0	0	0	0	2	0	0	0	0	4	0.0
MADISON BOWEY	1	0	0	0	0	0	0	0	0	0	0	0.0

OILERS	GP	G	A	P	+/-	PIM	PP	SH	GW	EN	S	%
RYAN NUGENT-HOPKINS	2	1	3	4	2	0	0	1	1	0	8	12.5
RYAN STROME	5	2	0	2	-2	7	0	0	0	0	9	22.2
CONNOR MCDAVID	2	2	0	2	0	0	1	0	0	1	7	28.6
ADAM LARSSON	2	0	2	2	0	2	0	0	0	0	2	0.0
TOBIAS RIEDER	2	0	2	2	1	0	0	0	0	0	5	0.0
LEON DRAISAITL	2	1	0	1	2	2	0	0	0	0	7	14.3
ALEX CHIASSON	2	1	0	1	2	0	0	0	0	0	2	50.0
EVAN BOUCHARD	1	1	0	1	-1	0	1	0	0	0	2	50.0
ALEXANDER PETROVIC	1	0	1	1	2	0	0	0	0	0	0	0.0
KAILER YAMAMOTO	1	0	1	1	0	0	0	0	0	0	1	0.0
OSCAR KLEFBOM	2	0	1	1	-1	0	0	0	0	0	11	0.0
JASON GARRISON	1	0	0	0	0	0	0	0	0	0	1	0.0
KEVIN GRAVEL	1	0	0	0	-1	0	0	0	0	0	0	0.0
KRIS RUSSELL	2	0	0	0	1	0	0	0	0	0	1	0.0
RYAN SPOONER	1	0	0	0	-1	0	0	0	0	0	2	0.0
JUJHAR KHAIRA	2	0	0	0	-1	0	0	0	0	0	3	0.0
DARNELL NURSE	2	0	0	0	2	0	0	0	0	0	2	0.0
MILAN LUCIC	2	0	0	0	-1	2	0	0	0	0	2	0.0
KYLE BRODZIAK	2	0	0	0	-2	0	0	0	0	0	2	0.0
ZACK KASSIAN	1	0	0	0	-2	0	0	0	0	0	0	0.0
COOPER MARODY	1	0	0	0	0	0	0	0	0	0	2	0.0
MATT BENNING	1	0	0	0	0	0	0	0	0	0	0	0.0
DRAKE CAGGIULA	3	0	0	0	1	0	0	0	0	0	4	0.0
JESSE PULJUJARVI	1	0	0	0	0	0	0	0	0	0	0	0.0

GOALTENDER	GP	MIN	GA	GAA	SO	W	L	OT	SA	SV%
PHEONIX COPLEY	1	60	2	2.00	0	1	0	0	33	.939
BRADEN HOLTBY	1	58	3	3.08	0	0	1	0	31	.903

POWER PLAY: 1 - 3 (33.3%)

PENALTY KILLING: 6 - 8 (75%)

GOALTENDER	GP	MIN	GA	GAA	SO	W	L	OT	SA	SV%
CAM TALBOT	3	151	6	2.38	0	1	1	0	71	.915

POWER PLAY: 2 - 8 (25%)

PENALTY KILLING: 2 - 3 (66.7%)

Florida Panthers

CLUB INFORMATION

Founded **1993-94**
Home Arena ..... **BB&T Center (19,250)**
Stanley Cups ..... **None**
President & CEO ..... **Matthew Caldwell**
President of Hockey Operations & General Manager ..... **Dale Tallon**
Head Coach ..... **Joel Quenneville**
Assistant Coaches ..... **Mike Kitchen, Andrew Brunette, Derek MacKenzie**
2018-19 Record ..... 36-32-14 (86 points)
2018-19 Finish ..... 5th, Atlantic Division
2018-19 Playoffs ..... DNQ

BB&T Center
1 Panther Way
Sunrise, FL 33323
954.835.7000
Fax: 954.835.7700
@FlaPanthers

2019-20 MEETINGS

Nov. 7 at Florida
Nov. 27 at Washington
April 4 at Florida

ALL-TIME SERIES HISTORY

	TOTALS								HOME								AWAY							
YEAR	**GP**	**W**	**L**	**T**	**OT**	**PTS**	**GF**	**GA**	**GP**	**W**	**L**	**T**	**OT**	**PTS**	**GF**	**GA**	**GP**	**W**	**L**	**T**	**OT**	**PTS**	**GF**	**GA**
93-94	5	2	2	1	-	5	13	15	2	1	0	1	-	3	7	5	3	1	2	0	-	2	6	10
94-95	4	2	1	1	-	5	9	9	2	2	0	0	-	4	6	2	2	0	1	1	-	1	3	7
95-96	5	1	3	1	-	3	16	18	3	0	3	0	-	0	9	12	2	1	0	1	-	3	7	6
96-97	5	2	1	2	-	6	13	11	2	0	0	2	-	2	4	4	3	2	1	0	-	4	9	7
97-98	6	3	3	0	-	6	20	19	3	2	1	0	-	4	9	9	3	1	2	0	-	2	11	10
98-99	5	3	1	1	-	7	15	7	3	1	1	1	-	3	8	7	2	2	0	0	-	4	7	0
99-00	5	3	2	0	0	6	14	11	2	2	0	0	0	4	7	4	3	1	2	0	0	2	7	7
00-01	5	4	1	0	0	8	14	10	3	3	0	0	0	6	10	4	2	1	1	0	0	2	4	6
01-02	5	3	2	0	0	6	12	13	2	1	1	0	0	2	5	5	3	2	1	0	0	4	7	8
02-03	5	4	0	1	0	9	20	5	3	3	0	0	0	6	17	3	2	1	0	1	0	3	3	2
03-04	6	1	2	2	1	5	11	13	3	0	1	1	1	2	4	6	3	1	1	1	0	3	7	7
05-06	8	1	5	-	2	4	15	24	4	0	2	-	2	2	8	14	4	1	3	-	0	2	7	10
06-07	8	3	3	-	2	8	24	28	4	2	1	-	1	5	12	11	4	1	2	-	1	3	12	17
07-08	8	4	3	-	1	9	20	16	4	2	1	-	1	5	12	9	4	2	2	-	0	4	8	7
08-09	6	3	3	-	0	6	19	21	3	1	2	-	0	2	8	12	3	2	1	-	0	4	11	9
09-10	6	6	0	-	0	12	32	15	3	3	0	-	0	6	17	7	3	3	0	-	0	6	15	8
10-11	6	3	2	-	1	7	14	14	3	2	1	-	0	4	8	7	3	1	1	-	1	3	6	7
11-12	6	4	2	-	0	8	19	12	3	3	0	-	0	6	11	2	3	1	2	-	0	2	7	10
12-13	4	4	0	-	0	8	22	9	2	2	0	-	0	4	12	1	2	2	0	-	0	4	10	8
13-14	3	2	0	-	1	5	9	8	1	1	0	-	0	2	2	2	2	1	0	-	1	3	7	6
14-15	3	2	0	-	1	5	6	5	2	2	0	-	0	4	5	4	1	0	0	-	1	1	1	1
15-16	3	1	2	-	0	2	5	10	1	0	1	-	0	0	2	5	2	1	1	-	0	2	3	5
16-17	3	2	1	-	0	4	8	6	2	1	1	-	0	2	4	4	1	1	0	-	0	2	4	2
17-18	3	1	2	-	0	2	7	9	1	0	1	-	0	0	1	4	2	1	1	-	0	2	6	5
18-19	3	0	1	-	2	2	12	15	0	0	0	-	2	2	9	10	1	0	1	-	0	0	3	5
Totals	**126**	**64**	**42**	**9**	**11**	**148**	**369**	**323**	**63**	**34**	**17**	**5**	**7**	**80**	**197**	**153**	**63**	**30**	**25**	**4**	**4**	**68**	**172**	**170**

SERIES INFORMATION

	Overall	**at Washington**	**at Florida**
All-Time Series (W-L-T-OT)	WSH leads, 64-42-9-11	WSH leads, 31-18-6-5	WSH leads, 30-25-4-4
Current Streak	4 FLA win (2/22/18-4/1/19)	4 FLA wins (4/9/17-2/9/19)	2 FLA win (2/22/18-4/1/19)
Last Washington Win	1/25/18 (4-2)	11/5/16 (4-2)	1/25/18 (4-2)
Last Florida Win	4/1/19 (5-3)	2/9/19 (5-4)	4/1/19 (5-3)
Last Tie	2/21/04 (2-2)	2/21/04 (2-2)	12/17/03 (2-2)
Last Overtime Game	10/19/18 (L, 6-5 SO)	10/19/18 (L, 6-5 SO)	10/31/15 (W, 2-1 OT)
Overtime Record	7-4-19	3-2-11	4-2-8
Last 10 Games (W-L-OT)	3-5-2	6-4-1	5-3-2
Longest Unbeaten Streak	8 (2/7/12-11/2/13)	10 (1/8/11-1/4/15)	4 (1/12/02-12/17/03)
Longest Winning Streak	8 (2/7/12-11/2/13)	10 (1/8/11-1/4/15)	4 (1/12/02-12/17/03)
Longest Winless Streak	8 (3/2/04-3/22/06)	7 (11/22/03-3/18/06)	4 (1/13/07-11/15/07)
Longest Losing Streak	8 (3/2/04-3/22/06)	5 (3/2/04-3/18/06)	4 (1/13/07-11/15/07)
Washington Shutouts (Last)	10 (2/9/13)	5 (2/9/13)	5 (3/17/09)
Florida Shutouts (Last)	6 (4/9/17)	5 (4/9/17)	1 (4/9/11)
Last Washington Hat Trick	A. Ovechkin (4/6/13)	C. Clark (3/18/06)	A. Ovechkin (4/6/13)
Last Florida Hat Trick	O. Jokinen (2/27/07)	O. Jokinen (2/27/07)	S. Weiss (1/13/07)
Most Washington Goals	12 (1/11/03)	12 (1/11/03)	7 (3/16/10)
Most Florida Goals	7 (two times)	6 (Two times)	7 (two times)

Florida Panthers

2018-19 WASHINGTON CAPITALS VS. FLORIDA PANTHERS

CAPITALS LOST SEASON SERIES, 0-1-2 • FLORIDA 3-0-0

WASHINGTON	PANTHERS	CAPITALS	ATTEND	GOALTENDERS	W. GOAL
OCT 19, 2018	6	5	18,506	MICHAEL HUTCHINSON / PHEONIX COPLEY	JONATHAN HUBERDEAU
FEB 9, 2019	5	4	18,506	ROBERTO LUONGO / BRADEN HOLTBY	MIKE HOFFMAN

FLORIDA	PANTHERS	CAPITALS	ATTEND	GOALTENDERS	W. GOAL
APR 1, 2019	5	3	14,376	ROBERTO LUONGO / PHEONIX COPLEY	TROY BROUWER

CAPITALS	GP	G	A	P	+/-	PIM	PP	SH	GW	EN	S	%
BRETT CONNOLLY	3	3	2	5	3	4	0	0	0	0	7	42.9
LARS ELLER	3	1	4	5	3	0	0	0	0	0	5	20.0
EVGENY KUZNETSOV	3	2	2	4	1	4	0	0	0	0	7	28.6
JAKUB VRANA	3	2	1	3	2	2	0	0	0	0	7	28.6
NICKLAS BACKSTROM	3	2	0	2	-5	2	1	0	0	0	5	40.0
JOHN CARLSON	3	1	1	2	-1	0	0	0	0	0	6	16.7
ALEX OVECHKIN	3	0	2	2	-2	2	0	0	0	0	10	0.0
MATT NISKANEN	3	0	2	2	-1	2	0	0	0	0	7	0.0
CHRISTIAN DJOOS	3	0	2	2	2	4	0	0	0	0	2	0.0
T.J. OSHIE	3	0	2	2	-3	4	0	0	0	0	0	0.0
ANDRE BURAKOVSKY	3	0	2	2	0	0	0	0	0	0	5	0.0
DEVANTE SMITH-PELLY	1	1	0	1	1	0	0	0	0	0	4	25.0
NICK JENSEN	4	0	1	1	-1	2	0	0	0	0	4	0.0
MICHAL KEMPNY	2	0	1	1	-1	0	0	0	0	0	5	0.0
DMITRY ORLOV	3	0	1	1	-2	0	0	0	0	0	7	0.0
NIC DOWD	3	0	1	1	1	0	0	0	0	0	2	0.0
CHANDLER STEPHENSON	2	0	0	0	0	0	0	0	0	0	2	0.0
DMITRIJ JASKIN	2	0	0	0	-1	0	0	0	0	0	1	0.0
TOM WILSON	2	0	0	0	-3	2	0	0	0	0	5	0.0
BROOKS ORPIK	3	0	0	0	2	0	0	0	0	0	3	0.0
CARL HAGELIN	1	0	0	0	0	0	0	0	0	0	1	0.0
TRAVIS BOYD	1	0	0	0	-1	0	0	0	0	0	0	0.0
MADISON BOWEY	1	0	0	0	-2	2	0	0	0	0	0	0.0

PANTHERS	GP	G	A	P	+/-	PIM	PP	SH	GW	EN	S	%
VINCENT TROCHECK	3	3	3	6	2	4	0	1	0	1	13	23.1
ALEKSANDER BARKOV	3	0	5	5	2	0	0	0	0	0	7	0.0
JONATHAN HUBERDEAU	3	2	2	4	0	0	1	0	0	0	13	15.4
COLTON SCEVIOUR	3	2	1	3	1	0	0	0	0	0	7	28.6
JARED MCCANN	2	2	1	3	0	0	0	0	0	1	6	33.3
KEITH YANDLE	3	1	2	3	-1	2	0	0	0	0	5	20.0
EVGENII DADONOV	3	1	2	3	0	0	1	0	0	0	6	16.7
DERICK BRASSARD	3	2	0	2	1	0	0	0	0	0	11	18.2
FRANK VATRANO	3	2	0	2	1	4	0	0	0	0	4	50.0
MIKE HOFFMAN	3	1	1	2	-3	0	1	0	1	0	7	14.3
AARON EKBLAD	3	0	2	2	4	0	0	0	0	0	6	0.0
DENIS MALGIN	2	0	2	2	0	0	0	0	0	0	0	0.0
TROY BROUWER	3	1	0	1	0	0	0	0	1	0	4	25.0
ALEXANDER PETROVIC	1	0	1	1	2	0	0	0	0	0	0	0.0
RILEY SHEAHAN	5	0	1	1	-2	0	0	0	0	0	10	0.0
MIKE MATHESON	2	0	1	1	1	0	0	0	0	0	4	0.0
DRYDEN HUNT	1	0	1	1	0	0	0	0	0	0	1	0.0
HENRIK BORGSTROM	1	0	1	1	1	0	0	0	0	0	0	0.0
JOSH BROWN	2	0	0	0	-1	0	0	0	0	0	1	0.0
JAYCE HAWRYLUK	1	0	0	0	0	0	0	0	0	0	1	0.0
IAN MCCOSHEN	1	0	0	0	-1	2	0	0	0	0	0	0.0
MARK PYSYK	3	0	0	0	0	0	0	0	0	0	4	0.0
MICHEAL HALEY	1	0	0	0	0	0	0	0	0	0	1	0.0
NICK BJUGSTAD	2	0	0	0	1	0	0	0	0	0	8	0.0
BOGDAN KISELEVICH	1	0	0	0	-2	0	0	0	0	0	1	0.0
MACKENZIE WEEGAR	2	0	0	0	-1	2	0	0	0	0	3	0.0
JUHO LAMMIKKO	1	0	0	0	-3	0	0	0	0	0	0	0.0

GOALTENDER	GP	MIN	GA	GAA	SO	W	L	OT	SA	SV%
BRADEN HOLTBY	2	82	9	6.62	0	0	0	1	42	.786
PHEONIX COPLEY	2	101	5	2.98	0	0	1	1	52	.904

POWER PLAY: 1 - 6 (16.7%)

PENALTY KILLING: 10 - 13 (76.9%)

GOALTENDER	GP	MIN	GA	GAA	SO	W	L	OT	SA	SV%
ROBERTO LUONGO	2	122	7	3.46	0	2	0	0	60	.883
MICHAEL HUTCHINSON	1	32	1	1.89	0	1	0	0	11	.909
JAMES REIMER	1	33	4	7.22	0	0	0	0	20	.800

POWER PLAY: 3 - 13 (23.1%)

PENALTY KILLING: 5 - 6 (83.3%)

Los Angeles Kings

CLUB INFORMATION

Founded **1967-68**
Home Arena ..... **Staples Center (18,230)**
Stanley Cups ..... **2 (2012, 2014)**
Vice President & General Manager ..... **Rob Blake**
Head Coach ..... **Todd McLellan**
Assistant Coaches ..... **Trent Yawney, Marco Sturm**
Senior VP, Marketing, Communications and Content ..... **Michael Altieri**
2018-19 Record ..... 31-42-9 (71 points)
2018-19 Finish ..... 8th, Pacific Division
2018-19 Playoffs ..... DNQ

Staples Center
1111 South Figueroa Street
Los Angeles, CA 90015
213.742.7100
Fax: 310.535.4525
@LAKingsPR

2019-20 MEETINGS

Dec. 4 at Los Angeles
Feb. 4 at Washington

ALL-TIME SERIES HISTORY

	TOTALS								HOME								AWAY							
YEAR	GP	W	L	T	OT	PTS	GF	GA	GP	W	L	T	OT	PTS	GF	GA	GP	W	L	T	OT	PTS	GF	GA
74-75	6	0	5	1	-	1	10	28	3	0	2	1	-	1	4	13	3	0	3	0	-	0	6	15
75-76	6	1	4	1	-	3	13	19	3	1	1	1	-	3	10	7	3	0	3	0	-	0	3	12
76-77	6	0	5	1	-	1	12	32	3	0	2	1	-	1	9	12	3	0	3	0	-	0	3	20
77-78	6	2	4	0	-	4	13	22	3	1	2	0	-	2	6	9	3	1	2	0	-	2	7	13
78-79	8	4	3	1	-	9	33	34	4	3	1	0	-	6	23	14	4	1	2	1	-	3	10	20
79-80	4	3	1	0	-	6	21	16	2	2	0	0	-	4	13	9	2	1	1	0	-	2	8	7
80-81	4	1	2	1	-	3	12	13	2	1	1	0	-	2	6	5	2	0	1	1	-	1	6	8
81-82	3	1	1	1	-	3	11	9	1	0	0	1	-	1	3	3	2	1	1	0	-	2	8	6
82-83	3	1	1	1	-	3	17	14	2	1	1	0	-	2	14	11	1	0	0	1	-	1	3	3
83-84	3	3	0	0	-	6	13	4	1	1	0	0	-	2	5	0	2	2	0	0	-	4	8	4
84-85	3	2	1	0	-	4	13	9	2	2	0	0	-	4	11	4	1	0	1	0	-	0	2	5
85-86	3	2	1	0	-	4	11	10	1	0	1	0	-	0	2	5	2	2	0	0	-	4	9	5
86-87	3	0	3	0	-	0	13	18	2	0	2	0	-	0	9	11	1	0	1	0	-	0	4	7
87-88	3	2	1	0	-	4	21	10	1	1	0	0	-	2	10	3	2	1	1	0	-	2	11	7
88-89	3	1	1	1	-	3	17	13	2	0	1	1	-	1	10	11	1	1	0	0	-	2	7	2
89-90	3	0	3	0	-	0	9	15	1	0	1	0	-	0	4	7	2	0	2	0	-	0	5	8
90-91	3	1	1	1	-	3	9	11	2	1	0	1	-	3	7	6	1	0	1	0	-	0	2	5
91-92	3	1	1	1	-	3	12	12	1	1	0	0	-	2	7	4	2	0	1	1	-	1	5	8
92-93	2	2	0	0	-	4	17	6	1	1	0	0	-	2	7	3	1	1	0	0	-	2	10	3
93-94	2	2	0	0	-	4	12	4	1	1	0	0	-	2	6	3	1	1	0	0	-	2	6	1
94-95	Teams did not meet in 1994-95																							
95-96	2	0	2	0	-	0	6	10	1	0	1	0	-	0	4	7	1	0	1	0	-	0	2	3
96-97	2	0	1	1	-	1	7	8	1	0	1	0	-	0	3	4	1	0	0	1	-	1	4	4
97-98	2	1	0	1	-	3	5	4	1	1	0	0	-	2	3	2	1	0	0	1	-	1	2	2
98-99	2	0	2	0	-	0	4	8	1	0	1	0	-	0	3	6	1	0	1	0	-	0	1	2
99-00	2	0	1	1	0	1	4	7	1	0	0	1	0	1	2	2	1	0	1	0	0	0	2	5
00-01	2	1	1	0	0	2	5	7	1	0	1	0	0	0	1	4	1	1	0	0	0	2	4	3
01-02	1	1	0	0	0	2	3	2	0	0	0	0	0	0	0	0	1	1	0	0	0	2	3	2
02-03	1	0	1	0	0	0	1	3	1	0	1	0	0	0	1	3	0	0	0	0	0	0	0	0
03-04	2	0	2	0	0	0	5	10	1	0	1	0	0	0	2	3	1	0	1	0	0	0	3	7
05-06	1	1	0	-	0	2	3	2	0	0	0	-	0	0	0	0	1	1	0	-	0	2	3	2
06-07	1	1	0	-	0	2	4	3	1	1	0	-	0	2	4	3	0	0	0	-	0	0	0	0
07-08	Teams did not meet in 2007-08																							
08-09	2	0	2	-	0	0	6	10	1	0	1	-	0	0	4	5	1	0	1	-	0	0	2	5
09-10	1	0	1	-	0	0	1	2	0	0	0	-	0	0	0	0	1	0	1	-	0	0	1	2
10-11	1	0	1	-	0	0	1	4	1	0	1	-	0	0	1	4	0	0	0	-	0	0	0	0
11-12	1	0	1	-	0	0	2	5	0	0	0	-	0	0	0	0	1	0	1	-	0	0	2	5
12-13	Teams did not meet in 2012-13																							
13-14	2	0	0	-	2	2	5	5	1	0	0	-	1	1	4	4	1	0	0	-	1	1	1	1
14-15	2	1	1	-	0	2	5	3	1	1	0	-	0	2	4	0	1	0	1	-	0	0	1	3
15-16	2	1	0	-	1	3	6	5	1	1	0	-	0	2	3	1	1	0	0	-	1	1	3	4
16-17	2	1	1	-	0	2	7	4	1	1	0	-	0	2	5	0	1	0	1	-	0	0	2	4
17-18	2	0	2	-	0	0	3	8	1	0	1	-	0	0	2	5	1	0	1	-	0	0	1	3
18-19	2	2	0	-	0	2	9	6	1	1	0	-	0	2	6	4	1	1	0	-	0	2	3	2
Totals	**112**	**39**	**57**	**13**	**3**	**94**	**381**	**415**	**55**	**23**	**24**	**7**	**1**	**54**	**218**	**197**	**57**	**16**	**33**	**6**	**2**	**40**	**163**	**218**

SERIES INFORMATION

	Overall	at Washington	at Los Angeles
All-Time Series (W-L-T-OT)	WSH trails, 39-57-13-3	WSH trails, 23-24-7-1	WSH trails, 16-33-6-2
Current Streak	2 WSH win (2/11/19-2/18/19)	1 WSH win (2/11/19)	1 WSH wins (2/18/19)
Last Washington Win	2/18/19 (3-2)	2/11/19 (6-4)	2/18/19 (3-2)
Last Los Angeles Win	3/8/18 (3-1)	11/30/17 (5-2)	3/8/18 (3-1)
Last Tie	10/9/99 (2-2)	10/9/99 (2-2)	12/13/97 (2-2)
Last Overtime Game	3/9/16 (L, 3-4 OT)	3/25/14 (L, 4-5 SO)	3/9/16 (L, 3-4 OT)
Overtime Record	2-4-6	1-2-3	1-2-3
Last 10 Games (W-L-OT)	5-4-1	5-4-1	2-6-2
Longest Unbeaten Streak	6 (2/19/83-2/8/85)	5 (two times)	4 (2/17/82-2/16/84)
Longest Winning Streak	5 (12/18/83-2/8/85)	5 (1/3/79-2/26/80)	2 (three times)
Longest Winless Streak	10 (1/27/76-11/29/77)	5 (two times)	10 (12/19/74-11/29/77)
Longest Losing Streak	8 (12/19/74-11/5/75)	3 (four times)	10 (12/19/74-11/29/77)
Washington Shutouts (Last)	5 (2/5/17)	5 (2/5/17)	None
Los Angeles Shutouts (Last)	3 (3/10/77)	None	3 (3/10/77)
Last Washington Hat Trick	R. Burridge (10/22/93)	R. Burridge (10/22/93)	B. Kelly (2/7/81)
Last Los Angeles Hat Trick	J. Kurri (10/12/96)	J. Kurri (10/12/96)	B. Goring (2/1/78)
Most Washington Goals	10 (two times)	10 (12/6/87)	10 (2/13/93)
Most Los Angeles Goals	10 (12/4/78)	9 (1/11/83)	10 (12/4/78)

Los Angeles Kings

2018-19 WASHINGTON CAPITALS VS. LOS ANGELES KINGS

CAPITALS WON SEASON SERIES, 2-0-0 • LOS ANGELES 0-2-0

WASHINGTON	KINGS	CAPITALS	ATTEND	GOALTENDERS	W. GOAL
FEB 11, 2019	4	6	18,506	PHEONIX COPLEY / JONATHAN QUICK	JAKUB VRANA

LOS ANGELES	KINGS	CAPITALS	ATTEND	GOALTENDERS	W. GOAL
FEB 18, 2019	2	3	18,230	PHEONIX COPLEY / JACK CAMPBELL	ALEX OVECHKIN

CAPITALS	GP	G	A	P	+/-	PIM	PP	SH	GW	EN	S	%
ALEX OVECHKIN	2	3	2	5	1	2	3	0	1	0	11	27.3
EVGENY KUZNETSOV	2	2	2	4	1	2	0	0	0	0	4	50.0
BRETT CONNOLLY	2	2	0	2	2	2	0	0	0	0	3	66.7
JAKUB VRANA	2	1	1	2	-1	0	0	0	1	0	3	33.3
JOHN CARLSON	2	0	2	2	-1	2	0	0	0	0	4	0.0
T.J. OSHIE	2	0	2	2	-2	0	0	0	0	0	2	0.0
ANDRE BURAKOVSKY	2	0	2	2	2	0	0	0	0	0	1	0.0
CHRISTIAN DJOOS	2	1	0	1	-1	0	0	0	0	0	3	33.3
MICHAL KEMPNY	2	0	1	1	-1	2	0	0	0	0	4	0.0
DMITRY ORLOV	2	0	1	1	3	2	0	0	0	0	0	0.0
MATT NISKANEN	2	0	1	1	3	0	0	0	0	0	4	0.0
NICKLAS BACKSTROM	2	0	1	1	-2	0	0	0	0	0	2	0.0
TOM WILSON	2	0	1	1	1	2	0	0	0	0	4	0.0
NICK JENSEN	2	0	0	0	-3	5	0	0	0	0	3	0.0
CHANDLER STEPHENSON	2	0	0	0	0	0	0	0	0	0	2	0.0
LARS ELLER	2	0	0	0	1	0	0	0	0	0	1	0.0
DEVANTE SMITH-PELLY	1	0	0	0	0	0	0	0	0	0	1	0.0
NIC DOWD	2	0	0	0	0	0	0	0	0	0	1	0.0
BROOKS ORPIK	2	0	0	0	-1	0	0	0	0	0	2	0.0
TRAVIS BOYD	1	0	0	0	0	0	0	0	0	0	0	0.0

KINGS	GP	G	A	P	+/-	PIM	PP	SH	GW	EN	S	%
AUSTIN WAGNER	2	2	0	2	2	0	0	0	0	0	2	100.0
DREW DOUGHTY	2	0	2	2	0	0	0	0	0	0	6	0.0
ANZE KOPITAR	2	0	2	2	-1	4	0	0	0	0	2	0.0
KYLE CLIFFORD	2	0	2	2	2	2	0	0	0	0	4	0.0
OSCAR FANTENBERG	2	1	0	1	-2	0	0	0	0	0	7	14.3
ILYA KOVALCHUK	2	1	0	1	-1	0	0	0	0	0	6	16.7
ALEX IAFALLO	2	1	0	1	-1	0	0	0	0	0	5	20.0
TYLER TOFFOLI	2	1	0	1	0	0	1	0	0	0	3	33.3
PAUL LADUE	2	0	1	1	0	0	0	0	0	0	6	0.0
ADRIAN KEMPE	2	0	1	1	0	0	0	0	0	0	3	0.0
TREVOR LEWIS	2	0	1	1	2	0	0	0	0	0	3	0.0
DUSTIN BROWN	2	0	1	1	-1	0	0	0	0	0	3	0.0
DEREK FORBORT	2	0	1	1	0	2	0	0	0	0	1	0.0
ALEC MARTINEZ	1	0	1	1	0	2	0	0	0	0	1	0.0
DION PHANEUF	2	0	0	0	-1	0	0	0	0	0	2	0.0
JAKE MUZZIN	1	0	0	0	-1	2	0	0	0	0	2	0.0
MICHAEL AMADIO	1	0	0	0	-1	2	0	0	0	0	0	0.0
BRENDAN LEIPSIC	2	0	0	0	-2	0	0	0	0	0	2	0.0
NATE THOMPSON	1	0	0	0	-2	0	0	0	0	0	1	0.0
CARL HAGELIN	4	0	0	0	-1	4	0	0	0	0	4	0.0
TANNER PEARSON	1	0	0	0	0	0	0	0	0	0	1	0.0
JEFF CARTER	1	0	0	0	0	2	0	0	0	0	3	0.0
MATT ROY	1	0	0	0	0	0	0	0	0	0	2	0.0

GOALTENDER	GP	MIN	GA	GAA	SO	W	L	OT	SA	SV%
PHEONIX COPLEY	2	120	6	3.00	0	2	0	0	61	.902

POWER PLAY: 3 - 6 (50%)

PENALTY KILLING: 5 - 6 (83.3%)

GOALTENDER	GP	MIN	GA	GAA	SO	W	L	OT	SA	SV%
JONATHAN QUICK	1	58	6	6.24	0	0	1	0	31	.806
JACK CAMPBELL	1	58	3	3.11	0	0	1	0	21	.857

POWER PLAY: 1 - 6 (16.7%)

PENALTY KILLING: 3 - 6 (50%)

Minnesota Wild

CLUB INFORMATION

Founded **2000-01**
Home Arena ..... **Xcel Energy Center (17,954)**
Stanley Cups ..... **None**
General Manager ..... **Bill Guerin**
Head Coach ..... **Bruce Boudreau**
Assistant Coaches ..... **Dean Evason, Darby Hendrickson, Bob Woods**
Director of Media Relations ..... **Aaron Sickman**
2018-19 Record ..... 37-36-9 (83 points)
2018-19 Finish ..... 7th, Central Division
2018-19 Playoffs ..... DNQ

317 Washington Street
St. Paul, MN 55102
651.602.6000
Fax: 651.222.1055
@mnwild

2019-20 MEETINGS

Mar. 1 at Minnesota
Apr. 2 at Washington

ALL-TIME SERIES HISTORY

	TOTALS								HOME								AWAY							
YEAR	**GP**	**W**	**L**	**T**	**OT**	**PTS**	**GF**	**GA**	**GP**	**W**	**L**	**T**	**OT**	**PTS**	**GF**	**GA**	**GP**	**W**	**L**	**T**	**OT**	**PTS**	**GF**	**GA**
00-01	2	1	1	0	0	2	2	4	1	1	0	0	0	2	2	1	1	0	1	0	0	0	0	3
01-02	1	1	0	0	0	2	2	1	1	1	0	0	0	2	2	1	0	0	0	0	0	0	0	0
02-03	2	0	2	0	0	0	3	5	1	0	1	0	0	0	3	4	1	0	1	0	0	0	0	1
03-04	1	0	1	0	0	0	1	2	0	0	0	0	0	0	0	0	1	0	1	0	0	0	1	2
05-06	Teams did not meet in 2005-06																							
06-07	1	0	0	-	1	1	2	2	0	0	0	-	0	0	0	0	1	0	0	-	1	1	2	2
07-08	1	1	0	-	0	2	4	1	1	1	0	-	0	2	4	1	0	0	0	-	0	0	0	0
08-09	1	0	1	-	0	0	3	4	0	0	0	-	0	0	0	0	1	0	1	-	0	0	3	4
09-10	1	1	0	-	0	2	3	1	1	1	0	-	0	2	3	1	0	0	0	-	0	0	0	0
10-11	1	0	1	-	0	0	1	2	0	0	0	-	0	0	0	0	1	0	1	-	0	0	1	2
11-12	1	1	0	-	0	2	3	0	1	1	0	-	0	2	3	0	0	0	0	-	0	0	0	0
12-13	Teams did not meet in 2012-13																							
13-14	2	1	1	-	0	2	5	7	1	1	0	-	0	2	2	2	1	0	1	-	0	0	3	5
14-15	2	1	1	-	0	2	4	4	1	0	1	-	0	0	1	2	1	1	0	-	0	2	3	2
15-16	2	2	0	-	0	4	7	5	1	1	0	-	0	2	3	2	1	1	0	-	0	2	4	3
16-17	2	2	0	-	0	4	9	6	1	1	0	-	0	2	4	2	1	1	0	-	0	2	5	4
17-18	2	2	0	-	0	4	8	3	1	1	0	-	0	2	3	1	1	1	0	-	0	2	5	2
18-19	2	1	1	-	0	2	6	4	1	0	1	-	0	0	1	2	1	1	0	-	0	2	5	2
Totals	**24**	**14**	**9**	**0**	**1**	**29**	**63**	**51**	**12**	**9**	**3**	**0**	**0**	**18**	**31**	**19**	**12**	**5**	**6**	**0**	**1**	**11**	**32**	**32**

SERIES INFORMATION

	Overall	**at Washington**	**at Minnesota**
All-Time Series (W-L-T-OT)	WSH leads, 14-9-0-1	WSH leads, 9-3-0-0	WSH trails, 5-6-1-0
Current Streak	1 MIN win (3/22/19)	1 MIN wins (3/22/19)	5 WSH wins (3/19/15-11/13/18)
Last Washington Win	11/13/18 (5-2)	11/18/17 (3-1)	11/13/18 (5-2)
Last Minnesota Win	3/22/19 (2-1)	3/22/19 (2-1)	1/4/14 (5-3)
Last Tie	None	None	None
Last Overtime Game	3/28/17 (W, 5-4 OT)	11/7/13 (W, 3-2 SO)	3/28/17 (W, 5-4 OT)
Overtime Record	2-1-0	1-0-0	1-1-0
Last 10 Games (W-L-OT)	8-2-0	7-3-0	4-5-1
Longest Unbeaten Streak	7 (3/19/15-2/15/18)	4 (2/26/08-11/7/13)	3 (3/19/15-11/13/18)
Longest Winning Streak	7 (3/19/15-2/15/18)	4 (2/26/08-11/7/13)	4 (3/19/15-2/15/18)
Longest Winless Streak	4 (11/16/02-10/12/06)	1 (two times)	7 (1/10/01-1/4/14)
Longest Losing Streak	4 (11/16/02-10/12/06)	1 (two times)	7 (1/10/01-1/4/14)
Washington Shutouts (Last)	None	None	None
Minnesota Shutouts (Last)	2 (11/16/02)	None	2 (11/16/02)
Last Washington Hat Trick	A. Ovechkin (3/28/17)	None	A. Ovechkin (3/28/17)
Last Minnesota Hat Trick	R. Suter (1/4/14)	None	R. Suter (1/4/14)
Most Washington Goals	5 (2/15/18)	4 (2/26/08)	5 (2/15/18)
Most Minnesota Goals	5 (1/4/14)	4 (11/21/03)	5 (1/4/14)

Minnesota Wild

2018-19 WASHINGTON CAPITALS VS. MINNESOTA WILD

CAPITALS TIED SEASON SERIES 1-1-0 • MINNESOTA 1-1-0

WASHINGTON	WILD	CAPITALS	ATTEND	GOALTENDERS	W. GOAL
MAR 22, 2019	2	1	18,506	DEVAN DUBNYK / BRADEN HOLTBY	LUKE KUNIN

MINNESOTA	WILD	CAPITALS	ATTEND	GOALTENDERS	W. GOAL
NOV 13, 2018	2	5	19,101	PHEONIX COPLEY / DEVAN DUBNYK	ANDRE BURAKOVSKY

CAPITALS	GP	G	A	P	+/-	PIM	PP	SH	GW	EN	S	%
DMITRY ORLOV	2	2	1	3	3	2	0	0	0	0	5	40.0
BRETT CONNOLLY	2	1	1	2	3	0	0	0	0	0	6	16.7
T.J. OSHIE	2	1	1	2	1	0	0	0	0	0	6	16.7
ANDRE BURAKOVSKY	2	1	1	2	1	2	0	0	1	0	2	50.0
LARS ELLER	2	0	2	2	3	0	0	0	0	0	5	0.0
TOM WILSON	2	1	0	1	0	9	0	0	0	0	3	33.3
NICK JENSEN	2	0	1	1	0	0	0	0	0	0	1	0.0
ALEX OVECHKIN	2	0	1	1	0	0	0	0	0	0	3	0.0
JAKUB VRANA	2	0	1	1	1	0	0	0	0	0	3	0.0
MATT NISKANEN	2	0	1	1	-1	2	0	0	0	0	1	0.0
NICKLAS BACKSTROM	2	0	1	1	-1	0	0	0	0	0	3	0.0
EVGENY KUZNETSOV	2	0	1	1	1	2	0	0	0	0	4	0.0
MICHAL KEMPNY	1	0	0	0	0	0	0	0	0	0	1	0.0
CHANDLER STEPHENSON	2	0	0	0	0	0	0	0	0	0	0	0.0
DEVANTE SMITH-PELLY	1	0	0	0	0	0	0	0	0	0	0	0.0
NIC DOWD	1	0	0	0	0	0	0	0	0	0	0	0.0
CHRISTIAN DJOOS	2	0	0	0	1	0	0	0	0	0	3	0.0
BROOKS ORPIK	1	0	0	0	-1	2	0	0	0	0	0	0.0
CARL HAGELIN	1	0	0	0	-1	0	0	0	0	0	1	0.0
TRAVIS BOYD	2	0	0	0	0	0	0	0	0	0	0	0.0
MADISON BOWEY	1	0	0	0	1	2	0	0	0	0	3	0.0
JOHN CARLSON	2	0	0	0	3	2	0	0	0	0	7	0.0

WILD	GP	G	A	P	+/-	PIM	PP	SH	GW	EN	S	%
PONTUS ABERG	1	2	1	3	0	0	1	0	1	0	2	100.0
RYAN DONATO	3	1	2	3	2	0	0	0	0	0	11	9.1
MIKKO KOIVU	1	1	1	2	0	0	0	0	0	0	1	100.0
NINO NIEDERREITER	3	1	1	2	-2	2	0	0	0	0	8	12.5
KEVIN FIALA	3	0	2	2	-1	2	0	0	0	0	4	0.0
JORDAN GREENWAY	2	1	0	1	-2	0	0	0	0	0	2	50.0
LUKE KUNIN	1	1	0	1	1	0	0	0	1	0	2	50.0
MATT DUMBA	1	1	0	1	-2	2	1	0	0	0	5	20.0
ZACH PARISE	2	0	1	1	1	0	0	0	0	0	7	0.0
MARCUS FOLIGNO	2	0	1	1	-1	7	0	0	0	0	2	0.0
ANTHONY BITETTO	2	0	0	0	0	0	0	0	0	0	1	0.0
MATT READ	1	0	0	0	0	0	0	0	0	0	0	0.0
ERIC STAAL	2	0	0	0	0	0	0	0	0	0	6	0.0
CHARLIE COYLE	1	0	0	0	-2	0	0	0	0	0	1	0.0
JOEL ERIKSSON EK	1	0	0	0	-3	0	0	0	0	0	0	0.0
JASON ZUCKER	2	0	0	0	-1	2	0	0	0	0	5	0.0
RYAN SUTER	2	0	0	0	-4	0	0	0	0	0	2	0.0
ERIC FEHR	2	0	0	0	-1	0	0	0	0	0	2	0.0
J.T. BROWN	2	0	0	0	-2	0	0	0	0	0	2	0.0
JONAS BRODIN	2	0	0	0	1	0	0	0	0	0	3	0.0
GREG PATERYN	2	0	0	0	-1	0	0	0	0	0	2	0.0
JARED SPURGEON	2	0	0	0	-1	0	0	0	0	0	2	0.0
VICTOR RASK	3	0	0	0	-2	0	0	0	0	0	2	0.0
NICK SEELER	1	0	0	0	-1	2	0	0	0	0	0	0.0
MIKAEL GRANLUND	1	0	0	0	0	0	0	0	0	0	1	0.0
BRAD HUNT	1	0	0	0	2	2	0	0	0	0	3	0.0

GOALTENDER	GP	MIN	GA	GAA	SO	W	L	OT	SA	SV%
PHEONIX COPLEY	1	60	2	2.00	0	1	0	0	28	.929
BRADEN HOLTBY	1	58	2	2.08	0	0	1	0	27	.926

POWER PLAY: 0 - 5 (0%)

PENALTY KILLING: 6 - 7 (85.7%)

GOALTENDER	GP	MIN	GA	GAA	SO	W	L	OT	SA	SV%
DEVAN DUBNYK	2	120	6	3.00	0	1	1	0	55	.891

POWER PLAY: 1 - 7 (14.3%)

PENALTY KILLING: 5 - 5 (100%)

Montreal Canadiens

CLUB INFORMATION

Founded ..... **1909-10, 1917-18 (NHL)**
Home Arena ..... **Bell Centre (21,302)**
Stanley Cups ..... **24 (most recent, 1993)**
Executive Vice President & General Manager ..... **Marc Bergevin**
Head Coach ..... **Claude Julien**
Associate Coach ..... **Kirk Muller**
Assistant Coaches ..... **Dominique Ducharme, Luke Richardson**
Senior Director, Hockey Communications ..... **Dominick Saillant**
2018-19 Record ..... 44-30-8 (96 points)
2018-19 Finish ..... 4th, Atlantic Division
2018-19 Playoffs ..... DNQ

Bell Centre
1909, avenue des Canadiens-de-Montréal
Montréal, Qué. H3B 5E8
514.932.2582
Fax: 514.932.8285
@CanadiensMTL

2019-20 MEETINGS

Nov. 15 at Washington
Jan. 27 at Montreal
Feb. 20 at Washington

ALL-TIME SERIES HISTORY

	TOTALS								HOME								AWAY							
YEAR	GP	W	L	T	OT	PTS	GF	GA	GP	W	L	T	OT	PTS	GF	GA	GP	W	L	T	OT	PTS	GF	GA
74-75	6	0	6	0	-	0	9	49	3	0	3	0	-	0	3	21	3	0	3	0	-	0	6	28
75-76	6	0	6	0	-	0	9	34	3	0	3	0	-	0	5	13	3	0	3	0	-	0	4	21
76-77	6	0	6	0	-	0	5	34	3	0	3	0	-	0	1	11	3	0	3	0	-	0	4	23
77-78	6	0	5	1	-	1	13	31	3	0	2	1	-	1	9	17	3	0	3	0	-	0	4	14
78-79	8	0	7	1	-	1	17	43	4	0	3	1	-	1	11	24	4	0	4	0	-	0	6	19
79-80	4	1	2	1	-	3	8	11	2	1	0	1	-	3	5	3	2	0	2	0	-	0	3	8
80-81	4	0	2	2	-	2	10	18	2	0	0	2	-	2	5	5	2	0	2	0	-	0	5	13
81-82	3	2	1	0	-	4	11	9	2	2	0	0	-	4	8	3	1	0	1	0	-	0	3	6
82-83	3	0	1	2	-	2	7	10	1	0	0	1	-	1	3	3	2	0	1	1	-	1	4	7
83-84	3	3	0	0	-	6	11	3	2	2	0	0	-	4	6	1	1	1	0	0	-	2	5	2
84-85	3	1	1	1	-	3	7	6	1	1	0	0	-	2	3	1	2	0	1	1	-	1	4	5
85-86	3	2	0	1	-	5	12	9	2	2	0	0	-	4	8	5	1	0	0	1	-	1	4	4
86-87	3	3	0	0	-	6	10	6	1	1	0	0	-	2	3	1	2	2	0	0	-	4	7	5
87-88	3	1	1	1	-	3	8	8	2	1	1	0	-	2	6	6	1	0	0	1	-	1	2	2
88-89	3	1	1	1	-	3	6	4	1	1	0	0	-	2	4	1	2	0	1	1	-	1	2	3
89-90	3	2	1	0	-	4	12	10	2	1	1	0	-	2	8	7	1	1	0	0	-	2	4	3
90-91	3	0	3	0	-	0	5	11	1	0	1	0	-	0	3	4	2	0	2	0	-	0	2	7
91-92	3	3	0	0	-	6	11	6	2	2	0	0	-	4	7	4	1	1	0	0	-	2	4	2
92-93	3	2	0	1	-	5	8	3	1	1	0	0	-	2	4	0	2	1	0	1	-	3	4	3
93-94	4	1	2	1	-	3	8	12	2	0	1	1	-	1	2	6	2	1	1	0	-	2	6	6
94-95	3	1	2	0	-	2	7	8	1	1	0	0	-	2	5	1	2	0	2	0	-	0	2	7
95-96	4	3	1	0	-	6	13	7	2	2	0	0	-	4	9	2	2	1	1	0	-	2	4	5
96-97	4	4	0	0	-	8	11	4	2	2	0	0	-	4	6	3	2	2	0	0	-	4	5	1
97-98	4	2	1	1	-	5	13	12	2	0	1	1	-	1	7	8	2	2	0	0	-	4	6	4
98-99	4	1	1	2	-	4	7	9	2	0	1	1	-	1	2	5	2	1	0	1	-	3	5	4
99-00	4	3	1	0	0	6	10	2	2	1	1	0	0	2	6	2	2	2	0	0	0	4	4	0
00-01	4	3	1	0	0	6	15	11	2	2	0	0	0	4	7	4	2	1	1	0	0	2	8	7
01-02	4	1	3	0	0	2	10	13	2	1	1	0	0	2	7	6	2	0	2	0	0	0	3	7
02-03	4	2	1	1	0	5	9	7	2	1	1	0	0	2	4	3	2	1	0	1	0	3	5	4
03-04	4	1	3	0	0	2	8	16	2	1	1	0	0	2	6	7	2	0	2	0	0	0	2	9
05-06	4	2	1	-	1	5	13	10	2	1	1	-	0	2	6	6	2	1	0	-	1	3	7	4
06-07	4	1	3	-	0	2	10	14	2	1	1	-	0	2	6	5	2	0	2	-	0	0	4	9
07-08	4	2	2	-	0	4	12	17	2	1	1	-	0	2	7	9	2	1	1	-	0	2	5	8
08-09	4	3	1	-	0	6	12	9	2	2	0	-	0	4	6	3	2	1	1	-	0	2	6	6
09-10	4	2	1	-	1	5	14	14	2	1	1	-	0	2	6	5	2	1	0	-	1	3	8	9
10-11	4	3	0	-	1	7	11	4	2	1	0	-	1	3	5	3	2	2	0	-	0	4	6	1
11-12	4	4	0	-	0	8	12	3	2	2	0	-	0	4	6	3	2	2	0	-	0	4	6	0
12-13	3	2	1	-	0	4	9	7	1	0	1	-	0	0	1	4	2	2	0	-	0	4	8	3
13-14	3	2	1	-	0	4	9	5	2	1	1	-	0	2	4	5	1	1	0	-	0	2	5	0
14-15	3	1	0	-	2	4	5	6	1	0	0	-	1	1	1	1	2	1	0	-	1	3	4	5
15-16	3	2	1	-	0	4	9	7	2	1	1	-	0	2	6	5	1	1	0	-	0	2	3	2
16-17	3	2	1	-	0	4	8	5	1	0	1	-	0	0	1	2	2	2	0	-	0	4	7	3
17-18	3	2	1	-	0	4	14	8	2	1	1	-	0	2	8	4	1	1	0	-	0	2	6	4
18-19	3	2	1	-	0	4	11	11	1	1	0	-	0	2	2	1	2	1	1	-	0	2	9	10
Totals	**168**	**73**	**73**	**17**	**5**	**168**	**439**	**526**	**83**	**39**	**33**	**9**	**2**	**89**	**228**	**232**	**85**	**34**	**40**	**8**	**3**	**79**	**211**	**294**

SERIES INFORMATION

	Overall	at Washington	at Montreal
All-Time Series (W-L-T-OT)	Series tied, 73-73-17-5	WSH leads, 39-33-9-2	WSH trails, 34-40-8-3
Current Streak	2 WSH win (11/19/18-4/4/19)	1 WSH win (4/4/19)	1 WSH wins (11/19/18)
Last Washington Win	4/4/19 (2-1)	4/4/19 (2-1)	3/24/18 (6-4)
Last Montreal Win	11/01/18 (6-4)	1/19/18 (2-3)	1/31/15 (0-1 OT)
Last Tie	1/25/03 (1-1)	10/16/98 (2-2)	1/25/03 (1-1)
Last Overtime Game	11/19/18 (W, 5-4 OT)	10/9/14 (L, 2-1 SO)	11/19/18 (W, 5-4 OT)
Overtime Record	8-3-17	1-0-8	7-3-9
Last 10 Games (W-L-OT)	6-4-0	5-4-1	8-1-1
Longest Unbeaten Streak	8 (11/11/91-12/11/93)	14 (3/5/79-12/6/86)	15 (11/28/09-3/24/18)
Longest Winning Streak	7 (3/27/96-11/15/97)	6 (12/10/83-12/6/86)	7 (3/15/11-1/25/14)
Longest Winless Streak	34 (10/31/74-11/5/79)	16 (10/31/74-10/30/79)	23 (10/31/74-2/26/83)
Longest Losing Streak	23 (10/31/74-3/25/78)	10 (10/31/74-2/17/78)	22 (11/10/74-12/14/81)
Washington Shutouts (Last)	12 (1/25/14)	5 (12/28/10)	8 (1/25/14)
Montreal Shutouts (Last)	20 (1/31/15)	9 (2/9/03)	11 (1/31/15)
Last Washington Hat Trick	A. Ovechkin (10/17/17) 4 goals	A. Ovechkin (10/7/17) 4 goals	B. Laich (2/10/10)
Last Montreal Hat Trick	P. Turgeon (4/17/95)	V. Damphousse (2/4/94)	P. Turgeon (4/17/95)
Most Washington Goals	6 (six times)	6 (three times)	6 (three times)
Most Montreal Goals	11 (two times)	8 (three times)	11 (two times)

Montreal Canadiens

2018-19 WASHINGTON CAPITALS VS. MONTREAL CANADIENS

CAPITALS WON SEASON SERIES 2-1-0 • MONTRÉAL 1-2-0

WASHINGTON	CANADIENS	CAPITALS	ATTEND	GOALTENDERS	W. GOAL
APR 4, 2019	1	2	18,506	BRADEN HOLTBY / CAREY PRICE	NIC DOWD

MONTRÉAL	CANADIENS	CAPITALS	ATTEND	GOALTENDERS	W. GOAL
NOV 1, 2018	6	4	20,279	CAREY PRICE / BRADEN HOLTBY	MAX DOMI
NOV 19, 2018	4	5	21,911	BRADEN HOLTBY / CAREY PRICE	LARS ELLER

CAPITALS	GP	G	A	P	+/-	PIM	PP	SH	GW	EN	S	%
ALEX OVECHKIN	3	4	0	4	-1	0	1	0	0	0	14	28.6
LARS ELLER	3	4	0	4	1	6	0	0	1	0	9	44.4
BRETT CONNOLLY	3	1	2	3	3	0	0	0	0	0	8	12.5
DMITRY ORLOV	3	0	3	3	-1	5	0	0	0	0	1	0.0
JAKUB VRANA	3	0	2	2	1	0	0	0	0	0	7	0.0
MATT NISKANEN	3	0	2	2	2	4	0	0	0	0	6	0.0
TOM WILSON	2	0	2	2	0	0	0	0	0	0	7	0.0
JOHN CARLSON	3	0	2	2	-4	0	0	0	0	0	8	0.0
NICKLAS BACKSTROM	3	1	0	1	0	2	0	0	0	0	8	12.5
NIC DOWD	3	1	0	1	1	0	0	0	1	0	3	33.3
MICHAL KEMPNY	2	0	1	1	0	0	0	0	0	0	5	0.0
CHANDLER STEPHENSON	2	0	1	1	-1	0	0	0	0	0	1	0.0
CHRISTIAN DJOOS	3	0	1	1	3	0	0	0	0	0	1	0.0
CARL HAGELIN	3	0	1	1	1	4	0	0	0	0	6	0.0
MADISON BOWEY	3	0	1	1	-3	2	0	0	0	0	5	0.0
EVGENY KUZNETSOV	2	0	1	1	-2	4	0	0	0	0	2	0.0
ANDRE BURAKOVSKY	3	0	1	1	2	0	0	0	0	0	4	0.0
NICK JENSEN	3	0	0	0	-4	0	0	0	0	0	5	0.0
DMITRIJ JASKIN	2	0	0	0	0	0	0	0	0	0	1	0.0
DEVANTE SMITH-PELLY	2	0	0	0	-3	0	0	0	0	0	1	0.0
BROOKS ORPIK	1	0	0	0	2	0	0	0	0	0	0	0.0
TRAVIS BOYD	2	0	0	0	-1	0	0	0	0	0	3	0.0
T.J. OSHIE	2	0	0	0	-1	0	0	0	0	0	2	0.0

CANADIENS	GP	G	A	P	+/-	PIM	PP	SH	GW	EN	S	%
JESPERI KOTKANIEMI	3	2	2	4	-1	0	0	0	0	0	7	28.6
PHILLIP DANAULT	3	0	4	4	2	2	0	0	0	0	6	0.0
BRENDAN GALLAGHER	3	3	0	3	1	2	0	0	0	0	18	16.7
JEFF PETRY	3	1	2	3	2	0	1	0	0	0	8	12.5
JOEL ARMIA	2	1	2	3	0	0	0	0	0	1	5	20.0
KENNY AGOSTINO	3	2	0	2	1	4	0	0	0	0	7	28.6
MAX DOMI	3	1	1	2	-1	5	0	0	1	0	15	6.7
ARTTURI LEHKONEN	3	0	2	2	2	0	0	0	0	0	10	0.0
TOMAS TATAR	3	0	2	2	2	0	0	0	0	0	7	0.0
SHEA WEBER	1	1	0	1	0	2	1	0	0	0	1	100.0
MIKE REILLY	2	1	0	1	0	0	0	0	0	0	5	20.0
VICTOR METE	3	0	1	1	2	0	0	0	0	0	4	0.0
MATTHEW PECA	2	0	1	1	-1	0	0	0	0	0	0	0.0
NICOLAS DESLAURIERS	2	0	0	0	-1	0	0	0	0	0	3	0.0
JORDIE BENN	3	0	0	0	-1	2	0	0	0	0	2	0.0
BRETT KULAK	1	0	0	0	0	0	0	0	0	0	0	0.0
DAVID SCHLEMKO	1	0	0	0	-1	0	0	0	0	0	2	0.0
DALE WEISE	1	0	0	0	0	0	0	0	0	0	0	0.0
CHRISTIAN FOLIN	2	0	0	0	-3	0	0	0	0	0	3	0.0
PAUL BYRON	1	0	0	0	-2	0	0	0	0	0	0	0.0
JORDAN WEAL	1	0	0	0	0	0	0	0	0	0	1	0.0
NATE THOMPSON	1	0	0	0	-2	0	0	0	0	0	1	0.0
CHARLES HUDON	2	0	0	0	0	2	0	0	0	0	6	0.0
NOAH JUULSEN	2	0	0	0	-2	0	0	0	0	0	2	0.0
XAVIER OUELLET	1	0	0	0	1	0	0	0	0	0	3	0.0
ANDREW SHAW	3	0	0	0	0	0	0	0	0	0	9	0.0
JONATHAN DROUIN	3	0	0	0	-2	0	0	0	0	0	4	0.0

GOALTENDER	GP	MIN	GA	GAA	SO	W	L	OT	SA	SV%
BRADEN HOLTBY	3	162	6	2.22	0	2	1	0	99	.939
PHEONIX COPLEY	1	22	4	11.12	0	0	0	0	22	.818

POWER PLAY: 1 - 4 (25%)

PENALTY KILLING: 5 - 7 (71.4%)

GOALTENDER	GP	MIN	GA	GAA	SO	W	L	OT	SA	SV%
CAREY PRICE	3	182	11	3.63	0	1	1	1	96	.885

POWER PLAY: 2 - 7 (28.6%)

PENALTY KILLING: 3 - 4 (75%)

Nashville Predators

CLUB INFORMATION

Founded **1998-99**
Home Arena ..... **Bridgestone Arena (17,159)**
Stanley Cups ..... **None**
President of Hockey Operations/General Manager & Alternate Gov. .. **David Poile**
Head Coach ..... **Peter Laviolette**
Associate Coach ..... **Kevin McCarthy**
Assistant Coach ..... **Dan Lambert, Dan Muse**
Director of Communications ..... **Kevin Wilson**
2018-19 Record ..... 47-29-6 (100 points)
2018-19 Finish ..... 1st, Central Division
2018-19 Playoffs ..... W. Conference First Round (def. by DAL, 4-2)

Bridgestone Arena
501 Broadway
Nashville, TN 37203
615.770.2100
Fax: 615.770.2309
@PredsNHL

2019-20 MEETINGS

Oct. 10 at Nashville
Jan. 29 at Washington

ALL-TIME SERIES HISTORY

	TOTALS								HOME								AWAY							
YEAR	**GP**	**W**	**L**	**T**	**OT**	**PTS**	**GF**	**GA**	**GP**	**W**	**L**	**T**	**OT**	**PTS**	**GF**	**GA**	**GP**	**W**	**L**	**T**	**OT**	**PTS**	**GF**	**GA**
98-99	2	0	2	0	-	0	3	6	1	0	1	0	-	0	2	3	1	0	1	0	-	0	1	3
99-00	2	2	0	0	0	4	5	2	1	1	0	0	0	2	1	0	1	1	0	0	0	2	4	2
00-01	2	1	1	0	0	2	3	4	1	1	0	0	0	2	2	1	1	0	1	0	0	0	1	3
01-02	1	0	0	1	0	1	3	3	0	0	0	0	0	0	0	0	1	0	0	1	0	1	3	3
02-03	1	1	0	0	0	2	5	4	1	1	0	0	0	2	5	4	0	0	0	0	0	0	0	0
03-04	1	0	1	0	0	0	2	5	0	0	0	0	0	0	0	0	1	0	1	0	0	0	2	5
05-06	1	0	1	-	0	0	2	5	1	0	1	-	0	0	2	5	0	0	0	-	0	0	0	0
06-07	Teams did not meet in 2006-07																							
07-08	1	1	0	-	0	2	4	2	0	0	0	-	0	0	0	0	1	1	0	-	0	2	4	2
08-09	2	2	0	-	0	4	5	4	1	1	0	-	0	2	3	3	1	1	0	-	0	2	2	1
09-10	1	1	0	-	0	2	2	2	1	1	0	-	0	2	2	2	0	0	0	-	0	0	0	0
10-11	1	1	0	-	0	2	3	2	0	0	0	-	0	0	0	0	1	1	0	-	0	2	3	2
11-12	2	1	1	-	0	2	5	4	1	1	0	-	0	2	4	1	1	0	1	-	0	0	1	3
12-13	Teams did not meet in 2012-13																							
13-14	2	1	0	-	1	3	8	5	1	1	0	-	0	2	5	2	1	0	0	-	1	1	3	3
14-15	2	0	2	-	0	0	6	8	1	0	1	-	0	0	3	4	1	0	1	-	0	0	3	4
15-16	2	2	0	-	0	4	9	4	1	1	0	-	0	2	4	1	1	1	0	-	0	2	5	3
16-17	2	0	1	-	1	1	3	7	1	0	0	-	1	1	1	2	1	0	1	-	0	0	2	5
17-18	2	0	2	-	0	0	6	10	1	0	1	-	0	0	3	4	1	0	1	-	0	0	3	6
18-19	**2**	**0**	**2**	-	**0**	**0**	**5**	**13**	1	0	1	-	0	0	3	6	1	0	1	-	0	0	2	7
Totals	**29**	**13**	**13**	**1**	**2**	**29**	**79**	**90**	**14**	**8**	**5**	**0**	**1**	**17**	**40**	**38**	**15**	**5**	**8**	**1**	**1**	**12**	**39**	**52**

SERIES INFORMATION

	Overall	**at Washington**	**at Nashville**
All-Time Series (W-L-T-OT)	Tied 13-13-1-2	WSH leads, 8-5-0-1	WSH trails, 5-8-1-1
Current Streak	6 NSH win (2/25/17-1/15/19)	3 NSH wins (3/16/17-12/31/18)	3 NSH wins (2/25/17-1/15/19)
Last Washington Win	3/18/16 (4-1)	3/18/16 (4-1)	2/9/16 (5-3)
Last Nashville Win	1/15/19 (2-7)	12/31/18 (3-6)	1/15/19 (2-7)
Last Tie	2/8/02 (3-3)	None	2/8/02 (3-3)
Last Overtime Game	3/16/17 (L, 1-2 OT)	3/16/17 (L, 1-2 OT)	3/30/14 (L, 3-4 SO)
Overtime Record	4-2-1	2-1-0	2-1-1
Last 10 Games (W-L-T-OT)	2-7-1	5-4-1	4-5-1
Longest Unbeaten Streak	5 (3/18/08-10/16/10)	4 (10/28/08-12/7/13)	3 (3/18/08-10/16/10)
Longest Winning Streak	5 (3/18/08-10/16/10)	4 (10/28/08-12/7/13)	3 (3/18/08-10/16/10)
Longest Winless Streak	6 (2/25/17-1/15/19)	3 (3/16/2017-12/31/2019)	3 (three times)
Longest Losing Streak	4 (11/14/17-1/15/19)	2 (4/5/18-12/31/18)	3 (twice)
Washington Shutouts (Last)	1 (11/26/99)	1 (11/26/99)	None
Nashville Shutouts (Last)	None	None	None
Last Washington Hat Trick	None	None	None
Last Nashville Hat Trick	V. Arvidsson (1/15/19)	None	V. Arvidsson (1/15/19)
Most Washington Goals	5 (three times)	5 (two times)	5 (2/9/16)
Most Nashville Goals	7 (1/15/19)	6 (12/31/18)	7 (1/15/19)

Nashville Predators

2018-19 WASHINGTON CAPITALS VS. NASHVILLE PREDATORS

CAPITALS LOST SEASON SERIES, 0-2-0 • NASHVILLE 2-0-0

WASHINGTON	PREDATORS	CAPITALS	ATTEND	GOALTENDERS	W. GOAL
DEC 31, 2018	6	3	18,506	PEKKA RINNE / BRADEN HOLTBY	FREDERICK GAUDREAU

NASHVILLE	PREDATORS	CAPITALS	ATTEND	GOALTENDERS	W. GOAL
JAN 15, 2019	7	2	17,336	JUUSE SAROS / PHEONIX COPLEY	VIKTOR ARVIDSSON

CAPITALS	GP	G	A	P	+/-	PIM	PP	SH	GW	EN	S	%
JAKUB VRANA	2	1	1	2	-2	2	0	0	0	0	5	20.0
NICKLAS BACKSTROM	2	1	1	2	-5	0	1	0	0	0	9	11.1
NICK JENSEN	2	0	2	2	-1	0	0	0	0	0	2	0.0
JOHN CARLSON	2	0	2	2	-3	14	0	0	0	0	0	0.0
EVGENY KUZNETSOV	2	0	2	2	-2	6	0	0	0	0	4	0.0
MICHAL KEMPNY	2	1	0	1	-3	0	0	0	0	0	3	33.3
CHANDLER STEPHENSON	1	1	0	1	1	0	0	0	0	0	1	100.0
T.J. OSHIE	2	1	0	1	-3	2	0	0	0	0	4	25.0
ALEX OVECHKIN	2	0	1	1	-4	2	0	0	0	0	8	0.0
DEVANTE SMITH-PELLY	1	0	1	1	1	0	0	0	0	0	1	0.0
MATT NISKANEN	1	0	0	0	-3	0	0	0	0	0	3	0.0
DMITRY ORLOV	2	0	0	0	-4	0	0	0	0	0	1	0.0
BRETT CONNOLLY	2	0	0	0	-1	0	0	0	0	0	2	0.0
LARS ELLER	2	0	0	0	-1	0	0	0	0	0	1	0.0
DMITRIJ JASKIN	1	0	0	0	-1	0	0	0	0	0	2	0.0
NIC DOWD	1	0	0	0	-2	0	0	0	0	0	0	0.0
JONAS SIEGENTHALER	2	0	0	0	-1	0	0	0	0	0	0	0.0
TOM WILSON	2	0	0	0	-3	15	0	0	0	0	4	0.0
BROOKS ORPIK	2	0	0	0	0	0	0	0	0	0	1	0.0
CARL HAGELIN	1	0	0	0	0	0	0	0	0	0	2	0.0
ANDRE BURAKOVSKY	2	0	0	0	-2	0	0	0	0	0	2	0.0
TRAVIS BOYD	2	0	0	0	-1	0	0	0	0	0	0	0.0
MADISON BOWEY	1	0	0	0	-1	0	0	0	0	0	2	0.0

PREDATORS	GP	G	A	P	+/-	PIM	PP	SH	GW	EN	S	%
VIKTOR ARVIDSSON	2	4	1	5	4	0	1	1	1	0	9	44.4
RYAN JOHANSEN	2	1	4	5	4	0	0	0	0	0	4	25.0
MATTIAS EKHOLM	2	0	4	4	4	2	0	0	0	0	3	0.0
NICK BONINO	2	2	1	3	4	0	0	0	0	0	4	50.0
ROCCO GRIMALDI	2	2	1	3	2	0	0	0	0	0	6	33.3
BRIAN BOYLE	2	1	1	2	1	0	0	0	0	0	4	25.0
KEVIN FIALA	2	0	2	2	-1	0	0	0	0	0	3	0.0
RYAN ELLIS	2	1	0	1	3	0	0	0	0	0	2	50.0
WAYNE SIMMONDS	1	1	0	1	0	10	0	0	0	0	5	20.0
CALLE JARNKROK	2	1	0	1	0	2	0	0	0	0	5	20.0
MIIKKA SALOMAKI	1	1	0	1	1	0	0	0	0	0	1	100.0
FREDERICK GAUDREAU	2	1	0	1	1	0	0	0	1	0	3	33.3
FILIP FORSBERG	1	0	1	1	2	0	0	0	0	0	2	0.0
COLTON SISSONS	1	0	1	1	1	0	0	0	0	0	1	0.0
CRAIG SMITH	2	0	1	1	0	0	0	0	0	0	3	0.0
ZAC RINALDO	1	0	1	1	0	0	0	0	0	0	0	0.0
RYAN HARTMAN	3	0	1	1	1	0	0	0	0	0	8	0.0
AUSTIN WATSON	2	0	1	1	2	5	0	0	0	0	1	0.0
ROMAN JOSI	2	0	1	1	1	0	0	0	0	0	8	0.0
P.K. SUBBAN	2	0	1	1	3	12	0	0	0	0	0	0.0
ANTHONY BITETTO	1	0	0	0	0	0	0	0	0	0	0	0.0
DAN HAMHUIS	2	0	0	0	3	0	0	0	0	0	2	0.0
YANNICK WEBER	1	0	0	0	2	0	0	0	0	0	0	0.0
PHILLIP DI GIUSEPPE	1	0	0	0	-1	0	0	0	0	0	2	0.0
MIKAEL GRANLUND	1	0	0	0	0	0	0	0	0	0	1	0.0

GOALTENDERS	GP	MIN	GA	GAA	SO	W	L	OT	SA	SV%
BRADEN HOLTBY	1	60	6	6.00	0	0	1	0	34	.824
PHEONIX COPLEY	1	60	7	7.00	0	0	1	0	29	.759

GOALTENDERS	GP	MIN	GA	GAA	SO	W	L	OT	SA	SV%
PEKKA RINNE	1	60	3	3.00	0	1	0	0	25	.880
JUUSE SAROS	1	60	2	2.00	0	1	0	0	28	.929

POWER PLAY: 1 - 3 (33.3%)
PENALTY KILLING: 7 - 8 (87.5%)

POWER PLAY: 1 - 8 (12.5%)
PENALTY KILLING: 2 - 3 (66.7%)

New Jersey Devils

CLUB INFORMATION

Founded ..... **1974-75 (Kansas City), 1976-77 (Colorado), 1982-83 (N.J.)**
Home Arena ..... **Prudential Center (16,514)**
Stanley Cups ..... **3 (most recent, 2003)**
President ..... **Hugh Weber**
Executive V.P/General Manager/Alternate Governor ..... **Ray Shero**
Head Coach ..... **John Hynes**
Assistant Coaches ..... **Alain Nasreddine, Rick Kowalsky, Mike Grier**
Director, Communications/Team Services ..... **Pete Albietz**
2018-19 Record ..... 31-41-10 (72 points)
2018-19 Finish ..... 8th, Metropolitan Division
2018-19 Playoffs ..... DNQ

Prudential Center
25 Lafayette Street
Newark, NJ 07102
973.757.6100
Fax: 973.757.6399
@NJDevils

2019-20 MEETINGS

Dec. 20 at New Jersey
Jan. 11 at Washington
Jan. 16 at Washington
Feb. 22 at New Jersey

ALL-TIME SERIES HISTORY

	TOTALS								HOME								AWAY							
YEAR	**GP**	**W**	**L**	**T**	**OT**	**PTS**	**GF**	**GA**	**GP**	**W**	**L**	**T**	**OT**	**PTS**	**GF**	**GA**	**GP**	**W**	**L**	**T**	**OT**	**PTS**	**GF**	**GA**
74-75	4	1	3	0	-	2	11	15	2	1	1	0	-	2	7	5	2	0	2	0	-	0	4	10
75-76	4	1	2	1	-	3	14	16	2	0	1	1	-	1	7	9	2	1	1	0	-	2	7	7
76-77	4	3	1	0	-	6	11	5	2	2	0	0	-	4	8	1	2	1	1	0	-	2	3	4
77-78	4	2	1	1	-	5	15	18	2	1	0	1	-	3	10	7	2	1	1	0	-	2	5	11
78-79	4	3	1	0	-	6	24	9	2	1	1	0	-	2	11	5	2	2	0	0	-	4	13	4
79-80	4	1	1	2	-	4	9	8	2	1	1	0	-	2	5	4	2	0	0	2	-	2	4	4
80-81	4	3	0	1	-	7	19	15	2	2	0	0	-	4	12	9	2	1	0	1	-	3	7	6
81-82	3	1	2	0	-	2	14	12	1	1	0	0	-	2	7	1	2	0	2	0	-	0	7	11
82-83	7	6	0	1	-	13	29	18	4	4	0	0	-	8	16	8	3	2	0	1	-	5	13	10
83-84	7	5	0	2	-	12	26	13	3	2	0	1	-	5	17	9	4	3	0	1	-	7	9	4
84-85	7	4	2	1	-	9	25	17	4	4	0	0	-	8	18	7	3	0	2	1	-	1	7	10
85-86	7	6	1	0	-	12	32	20	3	3	0	0	-	6	18	9	4	3	1	0	-	6	14	11
86-87	7	6	1	0	-	12	31	20	4	4	0	0	-	8	15	8	3	2	1	0	-	4	16	12
87-88	7	5	2	0	-	10	28	22	3	2	1	0	-	4	13	11	4	3	1	0	-	6	15	11
88-89	7	3	4	0	-	6	30	35	4	2	2	0	-	4	22	21	3	1	2	0	-	2	8	14
89-90	7	4	3	0	-	8	27	25	3	2	1	0	-	4	16	14	4	2	2	0	-	4	11	11
90-91	7	4	3	0	-	8	22	17	4	4	0	0	-	8	17	5	3	0	3	0	-	0	5	12
91-92	7	5	2	0	-	10	29	25	3	2	1	0	-	4	11	12	4	3	1	0	-	6	18	13
92-93	7	2	5	0	-	4	25	25	4	1	3	0	-	2	17	16	3	1	2	0	-	2	8	9
93-94	5	2	3	0	-	4	15	18	3	1	2	0	-	2	7	12	2	1	1	0	-	2	8	6
94-95	4	0	3	1	-	1	6	11	2	0	2	0	-	0	1	4	2	0	1	1	-	1	5	7
95-96	5	0	5	0	-	0	5	14	2	0	2	0	-	0	3	5	3	0	3	0	-	0	2	9
96-97	6	2	3	1	-	5	15	13	3	1	1	1	-	3	6	6	3	1	2	0	-	2	9	7
97-98	5	2	2	1	-	5	10	8	3	2	0	1	-	5	7	2	2	0	2	0	-	0	3	6
98-99	5	2	3	0	-	4	8	12	2	0	2	0	-	0	2	7	3	2	1	0	-	4	6	5
99-00	4	3	1	0	0	6	15	11	2	2	0	0	0	4	8	4	2	1	1	0	0	2	7	7
00-01	4	2	2	0	0	4	14	14	2	1	1	0	0	2	9	8	2	1	1	0	0	2	5	6
01-02	4	2	1	0	1	5	13	9	2	1	0	0	1	3	9	5	2	1	1	0	0	2	4	4
02-03	4	1	1	0	2	4	6	10	2	1	1	0	0	2	4	6	2	0	0	0	2	2	2	4
03-04	4	1	1	1	1	4	6	8	2	1	0	1	0	3	5	3	2	0	1	0	1	1	1	5
05-06	4	0	3	-	1	1	10	17	2	0	1	-	1	1	6	7	2	0	2	-	0	0	4	10
06-07	4	1	3	-	0	2	10	13	2	0	2	-	0	0	3	7	2	1	1	-	0	2	7	6
07-08	4	2	1	-	1	5	10	7	2	1	0	-	1	3	4	4	2	1	1	-	0	2	6	3
08-09	4	2	0	-	2	6	16	11	2	1	0	-	1	3	6	4	2	1	0	-	1	3	10	7
09-10	4	1	2	-	1	3	10	11	2	1	0	-	1	3	6	3	2	0	2	-	0	0	4	8
10-11	4	3	1	-	0	6	15	8	2	2	0	-	0	4	12	3	2	1	1	-	0	2	3	5
11-12	4	1	1	-	2	4	8	11	2	0	1	-	1	1	2	7	2	1	0	-	1	3	6	4
12-13	3	1	1	-	1	3	9	7	2	1	1	-	0	2	7	4	1	0	0	-	1	1	2	3
13-14	4	1	2	-	1	3	9	9	2	1	0	-	1	3	7	5	2	0	2	-	0	0	2	4
14-15	5	4	1	-	0	8	17	6	3	2	1	-	0	4	9	5	2	2	0	-	0	4	8	1
15-16	4	4	0	-	0	8	12	8	2	2	0	-	0	4	9	6	2	2	0	-	0	4	3	2
16-17	4	3	0	-	1	7	13	6	2	1	0	-	1	3	2	2	2	2	0	-	0	4	11	4
17-18	4	3	0	-	1	7	18	11	2	2	0	-	0	4	10	5	2	1	0	-	1	3	8	6
18-19	4	3	1	-	0	6	13	10	2	2	0	-	0	4	9	3	2	1	1	-	0	2	4	7
Totals	**214**	**111**	**75**	**13**	**15**	**250**	**704**	**598**	**108**	**65**	**29**	**6**	**8**	**144**	**400**	**288**	**106**	**46**	**46**	**7**	**7**	**106**	**304**	**310**

SERIES INFORMATION

	Overall	**at Washington**	**at New Jersey**
All-Time Series (W-L-T-OT)	WSH leads, 111-75-13-15	WSH leads, 65-29-6-8	WSH tied, 46-46-7-7
Current Streak	3 WSH win (11/30/18-3/19/19)	5 WSH wins (3/2/17-3/8/19)	1 WSH win (1/18/2018)
Last Washington Win	3/19/19 (4-1)	3/8/19 (3-0)	3/19/19 (4-1)
Last New Jersey Win	10/11/18 (6-0)	12/29/16 (1-2 SO)	10/11/18 (6-0)
Last Tie	1/1/04 (2-2)	1/1/04 (2-2)	2/25/95 (3-3)
Last Overtime Game	1/18/18 (L, 3-4)	12/29/16 (L, 1-2 SO)	3/25/16 (W, 1-0 OT)
Overtime Record	6-12-15	2-5-8	4-7-7
Last 10 Games (W-L-OT)	8-1-1	8-1-1	7-2-1
Longest Unbeaten Streak	17 (11/8/82-12/4/84)	24 (3/18/80-3/1/88)	8 (11/8/82-11/10/84)
Longest Winning Streak	8 (two times)	14 (3/28/84-3/1/88)	4 (two times)
Longest Winless Streak	10 (2/15/95-11/12/96)	4 (two times)	7 (12/28/02-12/29/06)
Longest Losing Streak	7 (4/12/95-11/12/96)	4 (three times)	7 (12/28/02-12/29/06)
Washington Shutouts (Last)	16 (3/8/19)	9 (3/8/19)	7 (3/25/16)
New Jersey Shutouts (Last)	10 (10/11/18)	5 (11/14/14)	5 (10/11/18)
Last Washington Hat Trick	A. Ovechkin (2/23/13)	A. Ovechkin (2/23/13)	None
Last New Jersey Hat Trick	J. Madden (2/5/03)	J. Madden (2/5/03)	P. Stastny (12/29/91)
Most Washington Goals	9 (four times)	9 (three times)	9 (2/15/79)
Most New Jersey Goals	8 (10/28/77)	6 (six times)	8 (10/28/77)

New Jersey Devils

2018-19 WASHINGTON CAPITALS VS. NEW JERSEY DEVILS

CAPITALS WON SEASON SERIES, 3-1-0 • NEW JERSEY 1-3-0

WASHINGTON	DEVILS	CAPITALS	ATTEND	GOALTENDERS	W. GOAL
NOV 30, 2018	3	6	18,506	BRADEN HOLTBY / KEITH KINKAID	NICKLAS BACKSTROM
MAR 8, 2019	0	3	18,506	BRADEN HOLTBY / MACKENZIE BLACKWOOD	ANDRE BURAKOVSKY

NEW JERSEY	DEVILS	CAPITALS	ATTEND	GOALTENDERS	W. GOAL
OCT 11, 2018	6	0	16,514	KEITH KINKAID / PHEONIX COPLEY	KYLE PALMIERI
MAR 19, 2019	1	4	14,815	PHEONIX COPLEY / MACKENZIE BLACKWOOD	BRETT CONNOLLY

CAPITALS	GP	G	A	P	+/-	PIM	PP	SH	GW	EN	S	%
NICKLAS BACKSTROM	4	4	2	6	4	0	2	0	1	1	10	40.0
ALEX OVECHKIN	4	1	3	4	3	0	0	0	0	1	11	9.1
ANDRE BURAKOVSKY	4	3	0	3	1	0	0	0	1	0	7	42.9
EVGENY KUZNETSOV	4	1	2	3	-2	2	0	0	0	0	11	9.1
MICHAL KEMPNY	4	0	3	3	4	4	0	0	0	0	5	0.0
TOM WILSON	3	2	0	2	2	10	0	1	0	0	3	66.7
BRETT CONNOLLY	4	1	1	2	-1	0	0	0	1	0	7	14.3
LARS ELLER	4	1	1	2	1	6	0	1	0	1	13	7.7
CARL HAGELIN	5	0	2	2	1	2	0	0	0	0	5	0.0
JOHN CARLSON	4	0	2	2	7	4	0	0	0	0	5	0.0
DMITRY ORLOV	4	0	1	1	-3	0	0	0	0	0	1	0.0
JAKUB VRANA	4	0	1	1	-1	6	0	0	0	0	5	0.0
MATT NISKANEN	4	0	1	1	-3	2	0	0	0	0	9	0.0
NIC DOWD	4	0	1	1	1	2	0	0	0	0	3	0.0
CHRISTIAN DJOOS	3	0	1	1	-1	0	0	0	0	0	1	0.0
TRAVIS BOYD	1	0	1	1	1	0	0	0	0	0	0	0.0
NICK JENSEN	4	0	0	0	2	0	0	0	0	0	8	0.0
CHANDLER STEPHENSON	3	0	0	0	-2	0	0	0	0	0	2	0.0
DMITRIJ JASKIN	2	0	0	0	-3	0	0	0	0	0	1	0.0
DEVANTE SMITH-PELLY	2	0	0	0	-2	2	0	0	0	0	2	0.0
BROOKS ORPIK	2	0	0	0	0	0	0	0	0	0	5	0.0
MADISON BOWEY	2	0	0	0	1	6	0	0	0	0	1	0.0
T.J. OSHIE	3	0	0	0	0	2	0	0	0	0	4	0.0

DEVILS	GP	G	A	P	+/-	PIM	PP	SH	GW	EN	S	%
NICO HISCHIER	2	1	2	3	0	0	0	0	0	0	4	25.0
TAYLOR HALL	2	0	3	3	-1	2	0	0	0	0	9	0.0
KENNY AGOSTINO	3	2	0	2	1	4	0	0	0	0	7	28.6
KYLE PALMIERI	4	2	0	2	-1	2	1	0	1	0	13	15.4
MARCUS JOHANSSON	2	2	0	2	-1	0	0	0	0	0	6	33.3
BRIAN BOYLE	2	1	1	2	1	0	0	0	0	0	4	25.0
BLAKE COLEMAN	4	1	1	2	0	2	0	0	0	0	10	10.0
JEAN-SEBASTIEN DEA	1	1	0	1	2	0	0	0	0	0	2	50.0
TRAVIS ZAJAC	4	1	0	1	-3	0	0	1	0	0	5	20.0
WILL BUTCHER	4	0	1	1	2	0	0	0	0	0	4	0.0
BEN LOVEJOY	2	0	1	1	3	0	0	0	0	0	3	0.0
STEFAN NOESEN	3	0	1	1	-1	4	0	0	0	0	6	0.0
MIRCO MUELLER	2	0	1	1	2	0	0	0	0	0	0	0.0
DAMON SEVERSON	4	0	1	1	-3	4	0	0	0	0	9	0.0
SAMI VATANEN	2	0	1	1	0	2	0	0	0	0	3	0.0
JOEY ANDERSON	2	0	1	1	0	0	0	0	0	0	1	0.0
STEVEN SANTINI	2	0	0	0	-1	0	0	0	0	0	0	0.0
CONNOR CARRICK	2	0	0	0	-1	0	0	0	0	0	2	0.0
ANDY GREENE	4	0	0	0	-2	0	0	0	0	0	5	0.0
NICK LAPPIN	1	0	0	0	0	0	0	0	0	0	2	0.0
DREW STAFFORD	2	0	0	0	-1	0	0	0	0	0	3	0.0
ERIC TANGRADI	1	0	0	0	-1	0	0	0	0	0	0	0.0
PAVEL ZACHA	2	0	0	0	1	0	0	0	0	0	4	0.0
KURTIS GABRIEL	2	0	0	0	-1	4	0	0	0	0	1	0.0
MICHAEL MCLEOD	3	0	0	0	-1	0	0	0	0	0	2	0.0
BRETT SENEY	1	0	0	0	-1	0	0	0	0	0	3	0.0
MILES WOOD	2	0	0	0	0	6	0	0	0	0	3	0.0
JOHN QUENNEVILLE	2	0	0	0	-2	0	0	0	0	0	1	0.0
BLAKE PIETILA	2	0	0	0	-2	0	0	0	0	0	2	0.0
KEVIN ROONEY	1	0	0	0	0	0	0	0	0	0	3	0.0
JESPER BRATT	1	0	0	0	-1	0	0	0	0	0	3	0.0
EGOR YAKOVLEV	2	0	0	0	-1	0	0	0	0	0	0	0.0

GOALTENDER	GP	MIN	GA	GAA	SO	W	L	OT	SA	SV%
BRADEN HOLTBY	2	120	3	1.50	1	2	0	0	61	.951
PHEONIX COPLEY	2	120	7	3.51	0	1	1	0	57	.877

POWER PLAY: 2 - 14 (14.3%)

PENALTY KILLING: 16 - 17 (94.1%)

GOALTENDER	GP	MIN	GA	GAA	SO	W	L	OT	SA	SV%
KEITH KINKAID	2	119	4	2.01	1	1	1	0	50	.920
MACKENZIE BLACKWOOD	2	119	6	3.02	0	0	2	0	57	.895

POWER PLAY: 1 - 17 (5.9%)

PENALTY KILLING: 12 - 14 (85.7%)

New York Islanders

CLUB INFORMATION

Founded **1972-73**
Home Arena ..... **Barclays Center (15,759)**
Stanley Cups ..... **4 (most recent, 1983)**
President & General Manager, & Alternate Governor ..... **Lou Lamoriello**
Head Coach ..... **Barry Trotz**
Associate Coach ..... **Lane Lambert**
Assistant Coaches ..... **John Gruden, Scott Gomez, Jim Hiller**
Executive Director of Communications ..... **Kimber Auerbach**
2018-19 Record ..... 48-27-7 (103 points)
2018-19 Finish ..... 2nd, Metropolitan Division
2018-19 Playoffs ..... E. Conference Second Round (def. by CAR 4-0)

Barclays Center
620 Atlantic Ave.
Brooklyn, NY 11217
917.618.6100
Fax: 718-942-9595
@NYIslanders

2019-20 MEETINGS

Oct. 4 at NY Islanders
Dec. 31 at Washington
Jan. 18 at NY Islanders
Feb. 10 at Washington

ALL-TIME SERIES HISTORY

	TOTALS								HOME								AWAY							
YEAR	GP	W	L	T	OT	PTS	GF	GA	GP	W	L	T	OT	PTS	GF	GA	GP	W	L	T	OT	PTS	GF	GA
74-75	4	0	4	0	-	0	3	22	2	0	2	0	-	0	0	12	2	0	2	0	-	0	3	10
75-76	4	0	4	0	-	0	8	22	2	0	2	0	-	0	2	9	2	0	2	0	-	0	6	13
76-77	4	0	1	3	-	3	8	9	2	0	0	2	-	2	4	4	2	0	1	1	-	1	4	5
77-78	4	0	4	0	-	0	3	19	2	0	2	0	-	0	0	10	2	0	2	0	-	0	3	9
78-79	4	1	3	0	-	2	11	18	2	1	1	0	-	2	8	8	2	0	2	0	-	0	3	10
79-80	4	2	2	0	-	4	13	9	2	2	0	0	-	4	10	2	2	0	2	0	-	0	3	7
80-81	4	0	4	0	-	0	10	17	2	0	2	0	-	0	5	7	2	0	2	0	-	0	5	10
81-82	8	0	7	1	-	1	20	39	4	0	3	1	-	1	8	14	4	0	4	0	-	0	12	25
82-83	7	2	4	1	-	5	20	32	3	1	1	1	-	3	7	11	4	1	3	0	-	2	13	21
83-84	7	3	4	0	-	6	27	28	4	2	2	0	-	4	22	15	3	1	2	0	-	2	5	13
84-85	7	4	3	0	-	8	27	26	3	2	1	0	-	4	10	10	4	2	2	0	-	4	17	16
85-86	7	4	3	0	-	8	30	26	4	2	2	0	-	4	16	15	3	2	1	0	-	4	14	11
86-87	7	3	2	2	-	8	18	23	3	1	0	2	-	4	7	6	4	2	2	0	-	4	11	17
87-88	7	2	4	1	-	5	24	26	4	1	2	1	-	3	15	15	3	1	2	0	-	2	9	11
88-89	7	4	3	0	-	8	29	27	3	3	0	0	-	6	14	10	4	1	3	0	-	2	15	17
89-90	7	3	4	0	-	6	24	25	4	2	2	0	-	4	14	13	3	1	2	0	-	2	10	12
90-91	7	7	0	0	-	14	30	17	3	3	0	0	-	6	12	9	4	4	0	0	-	8	18	8
91-92	7	4	2	1	-	9	28	24	4	2	1	1	-	5	16	11	3	2	1	0	-	4	12	13
92-93	7	4	3	0	-	8	23	18	3	0	3	0	-	0	6	11	4	4	0	0	-	8	17	7
93-94	5	1	3	1	-	3	12	17	3	1	1	1	-	3	8	7	2	0	2	0	-	0	4	10
94-95	4	4	0	0	-	8	20	14	2	2	0	0	-	4	11	7	2	2	0	0	-	4	9	7
95-96	5	4	1	0	-	8	21	14	2	2	0	0	-	4	10	8	3	2	1	0	-	4	11	6
96-97	5	1	4	0	-	2	7	14	3	1	2	0	-	2	6	6	2	0	2	0	-	0	1	8
97-98	6	5	0	1	-	11	20	9	3	2	0	1	-	5	10	5	3	3	0	0	-	6	10	4
98-99	4	4	0	0	-	8	16	8	2	2	0	0	-	4	9	4	2	2	0	0	-	4	7	4
99-00	4	4	0	0	0	8	15	10	2	2	0	0	0	4	8	5	2	2	0	0	0	4	7	5
00-01	4	3	0	1	0	7	13	7	2	1	0	1	0	3	5	4	2	2	0	0	0	4	8	3
01-02	4	2	1	1	0	5	16	14	2	2	0	0	0	4	7	4	2	0	1	1	0	1	9	10
02-03	4	4	0	0	0	8	12	5	2	2	0	0	0	4	7	3	2	2	0	0	0	4	5	2
03-04	4	2	2	0	0	4	14	10	2	1	1	0	0	2	10	6	2	1	1	0	0	2	4	4
05-06	4	1	3	-	0	2	11	17	2	1	1	-	0	2	8	7	2	0	2	-	0	0	3	10
06-07	4	1	3	-	0	2	6	16	2	1	1	-	0	2	3	7	2	0	2	-	0	0	3	9
07-08	4	1	1	-	2	4	8	11	2	0	1	-	1	1	4	7	2	1	0	-	1	3	4	4
08-09	4	4	0	-	0	8	17	10	2	2	0	-	0	4	10	5	2	2	0	-	0	4	7	5
09-10	4	3	0	-	1	7	17	12	2	1	0	-	1	3	7	8	2	2	0	-	0	4	10	4
10-11	4	4	0	-	0	8	9	5	2	2	0	-	0	4	4	2	2	2	0	-	0	4	5	3
11-12	4	2	2	-	0	4	10	14	2	1	1	-	0	2	3	5	2	1	1	-	0	2	7	9
12-13	3	1	2	-	0	2	5	9	2	1	1	-	0	2	3	4	1	0	1	-	0	0	2	5
13-14	4	3	1	-	0	6	12	8	2	1	1	-	0	2	6	3	2	2	0	-	0	4	6	5
14-15	4	2	0	-	2	6	12	11	2	2	0	-	0	4	7	4	2	0	0	-	2	2	5	7
15-16	4	3	0	-	1	7	13	9	2	1	0	-	1	3	6	6	2	2	0	-	0	4	7	3
16-17	5	2	3	-	0	4	11	13	2	1	1	-	0	2	2	4	3	1	2	-	0	2	9	9
17-18	4	3	1	-	0	6	18	12	2	2	0	-	0	4	10	6	2	1	1	-	0	2	8	6
18-19	4	2	2	-	0	4	7	7	2	0	2	-	0	0	0	5	2	2	0	-	0	4	7	2
Totals	**218**	**109**	**90**	**13**	**6**	**237**	**678**	**703**	**109**	**56**	**39**	**11**	**3**	**126**	**340**	**324**	**109**	**53**	**51**	**2**	**3**	**111**	**338**	**379**

SERIES INFORMATION

	Overall	at Washington	at NY Islanders
All-Time Series (W-L-T-OT)	WSH leads, 109-90-13-6	WSH leads, 56-39-11-3	WSH leads, 53-51-2-3
Current Streak	1 NYI win (4/6/19)	2 NYI wins (1/18/19-4/6/19)	3 WSH wins (3/15/18-3/1/19)
Last Washington Win	3/1/19 (3-1)	3/16/18 (6-3)	3/1/19 (3-1)
Last New York Win	4/6/19 (0-3)	4/6/19 (0-3)	12/11/17 (1-3)
Last Tie	11/27/01 (5-5)	10/21/00 (4-4)	11/27/01 (5-5)
Last Overtime Game	4/5/16 (L, 3-4 OT)	4/5/16 (L, 3-4 OT)	2/18/16 (W, 3-2 OT)
Overtime Record	13-9-15	6-4-12	7-5-3
Last 10 Games (W-L-OT)	5-5-0	6-3-1	6-3-1
Longest Unbeaten Streak	22 (4/12/97-3/30/02)	15 (4/12/97-10/9/03)	10 (10/8/97-11/27/01)
Longest Winning Streak	11 (3/12/98-3/15/00)	6 (11/24/00-10/9/03)	9 (10/8/97-3/6/01)
Longest Winless Streak	19 (10/20/74-1/16/79)	9 (10/24/74-11/17/78)	19 (1/2/75-10/21/82)
Longest Losing Streak	9 (10/20/74-1/15/77)	4 (10/20/74-2/22/76)	13 (2/4/78-10/21/82)
Washington Shutouts (Last)	6 (2/7/03)	3 (2/7/03)	3 (4/13/98)
New York Shutouts (Last)	15 (4/6/19)	11 (4/6/19)	4 (4/8/06)
Last Washington Hat Trick	A. Oates (10/8/97)	P. Bondra (2/3/96)	A. Oates (10/8/97)
Last New York Hat Trick	M. Czerkawski (11/27/01)	D. King (1/1/92)	M. Czerkawski (11/27/01)
Most Washington Goals	8 (1/1/92)	8 (1/1/92)	7 (four times)
Most New York Goals	8 (four times)	8 (10/8/83)	8 (three times)

New York Islanders

2018-19 WASHINGTON CAPITALS VS. NEW YORK ISLANDERS

CAPITALS TIED SEASON SERIES 2-2-0 • NEW YORK 2-2-0

WASHINGTON	ISLANDERS	CAPITALS	ATTEND	GOALTENDERS	W. GOAL
JAN 18, 2019	2	0	18,605	THOMAS GREISS / BRADEN HOLTBY	JOSH BAILEY
APR 6, 2019	3	0	18,506	ROBIN LEHNER / PHEONIX COPLEY	VALTTERI FILPPULA

NEW YORK	ISLANDERS	CAPITALS	ATTEND	GOALTENDERS	W. GOAL
NOV 26, 2018	1	4	9,072	BRADEN HOLTBY / THOMAS GREISS	NIC DOWD
MAR 1, 2019	1	3	13,971	BRADEN HOLTBY / THOMAS GREISS	ALEX OVECHKIN

CAPITALS	GP	G	A	P	+/-	PIM	PP	SH	GW	EN	S	%
NICKLAS BACKSTROM	3	0	4	4	2	2	0	0	0	0	3	0.0
TOM WILSON	4	2	1	3	-2	2	1	0	0	0	11	18.2
ALEX OVECHKIN	4	2	0	2	-2	4	1	0	1	1	13	15.4
T.J. OSHIE	2	1	1	2	1	0	0	0	0	1	4	25.0
JAKUB VRANA	4	1	0	1	-2	0	0	0	0	0	5	20.0
NIC DOWD	4	1	0	1	0	2	0	0	1	0	4	25.0
MICHAL KEMPNY	3	0	1	1	0	0	0	0	0	0	6	0.0
LARS ELLER	4	0	1	1	0	0	0	0	0	0	6	0.0
DMITRIJ JASKIN	2	0	1	1	0	0	0	0	0	0	3	0.0
MADISON BOWEY	2	0	1	1	0	0	0	0	0	0	1	0.0
JOHN CARLSON	3	0	1	1	1	2	0	0	0	0	2	0.0
EVGENY KUZNETSOV	3	0	1	1	-3	0	0	0	0	0	3	0.0
MATT NISKANEN	4	0	0	0	-3	0	0	0	0	0	6	0.0
NICK JENSEN	4	0	0	0	-2	0	0	0	0	0	6	0.0
DMITRY ORLOV	4	0	0	0	-2	2	0	0	0	0	4	0.0
BRETT CONNOLLY	4	0	0	0	0	2	0	0	0	0	3	0.0
CHANDLER STEPHENSON	3	0	0	0	1	0	0	0	0	0	2	0.0
DEVANTE SMITH-PELLY	2	0	0	0	0	0	0	0	0	0	0	0.0
CHRISTIAN DJOOS	2	0	0	0	1	0	0	0	0	0	2	0.0
JONAS SIEGENTHALER	2	0	0	0	-1	0	0	0	0	0	1	0.0
BROOKS ORPIK	3	0	0	0	1	0	0	0	0	0	5	0.0
CARL HAGELIN	5	0	0	0	-2	2	0	0	0	0	12	0.0
ANDRE BURAKOVSKY	4	0	0	0	0	0	0	0	0	0	6	0.0
TRAVIS BOYD	3	0	0	0	-2	0	0	0	0	0	2	0.0

ISLANDERS	GP	G	A	P	+/-	PIM	PP	SH	GW	EN	S	%
VALTTERI FILPPULA	4	3	0	3	3	0	0	0	1	0	5	60.0
ADAM PELECH	4	0	3	3	3	2	0	0	0	0	7	0.0
CAL CLUTTERBUCK	4	1	1	2	1	0	0	0	0	0	9	11.1
LEO KOMAROV	4	0	2	2	3	0	0	0	0	0	0	0.0
CASEY CIZIKAS	3	0	2	2	2	2	0	0	0	0	4	0.0
JOSH BAILEY	4	1	0	1	-2	0	0	0	1	0	7	14.3
TOM KUHNHACKL	3	1	0	1	1	0	0	0	0	0	4	25.0
MATT MARTIN	3	1	0	1	1	0	0	0	0	1	1	100.0
RYAN PULOCK	4	0	1	1	1	4	0	0	0	0	12	0.0
MATHEW BARZAL	4	0	1	1	-2	0	0	0	0	0	7	0.0
ANTHONY BEAUVILLIER	4	0	1	1	2	2	0	0	0	0	6	0.0
DEVON TOEWS	3	0	1	1	1	2	0	0	0	0	4	0.0
NICK LEDDY	4	0	0	0	-1	0	0	0	0	0	5	0.0
THOMAS HICKEY	1	0	0	0	0	2	0	0	0	0	1	0.0
JORDAN EBERLE	4	0	0	0	-2	0	0	0	0	0	2	0.0
TANNER FRITZ	1	0	0	0	-1	2	0	0	0	0	1	0.0
SCOTT MAYFIELD	4	0	0	0	0	0	0	0	0	0	2	0.0
ANDERS LEE	4	0	0	0	-2	2	0	0	0	0	8	0.0
MICHAEL DAL COLLE	1	0	0	0	0	0	0	0	0	0	2	0.0
BROCK NELSON	4	0	0	0	-1	0	0	0	0	0	10	0.0
ROSS JOHNSTON	1	0	0	0	0	0	0	0	0	0	0	0.0
JOHNNY BOYCHUK	4	0	0	0	1	0	0	0	0	0	6	0.0

GOALTENDER	GP	MIN	GA	GAA	SO	W	L	OT	SA	SV%
BRADEN HOLTBY	3	178	4	1.35	0	2	1	0	79	.949
PHEONIX COPLEY	1	58	2	2.07	0	0	1	0	23	.913

GOALTENDER	GP	MIN	GA	GAA	SO	W	L	OT	SA	SV%
ROBIN LEHNER	1	60	0	.00	1	1	0	0	29	1.000
THOMAS GREISS	3	176	5	1.70	1	1	2	0	70	.929

POWER PLAY: 2 - 9 (22.2%)
PENALTY KILLING: 9 - 9 (100%)

POWER PLAY: 0 - 9 (0%)
PENALTY KILLING: 7 - 9 (77.8%)

New York Rangers

CLUB INFORMATION

Founded **1926-27**
Home Arena ..... **Madison Square Garden (18,006)**
Stanley Cups ..... **4 (most recent, 1994)**
President ..... **John Davidson**
General Manager ..... **Jeff Gorton**
Head Coach ..... **David Quinn**
Assistant Coaches ..... **Greg Brown, David Oliver, Lindy Ruff**
Senior Vice President, Public Relations & Player Recruitment ..... **John Rosasco**
2018-19 Record ..... 32-36-14 (78 points)
2018-19 Finish ..... 7th, Metropolitan Division
2018-19 Playoffs ..... DNQ

Madison Square Garden
Two Pennsylvania Plaza
New York, NY 10121
212.465.6486
Fax: 212.465.6494
@NYRangers

2019-20 MEETINGS

Oct. 18 at Washington
Nov. 20 at NY Rangers
Mar. 5 at NY Rangers
Mar. 26 at Washington

ALL-TIME SERIES HISTORY

	TOTALS								HOME								AWAY							
YEAR	GP	W	L	T	OT	PTS	GF	GA	GP	W	L	T	OT	PTS	GF	GA	GP	W	L	T	OT	PTS	GF	GA
74-75	4	1	2	1	-	3	19	23	2	1	0	1	-	3	13	10	2	0	2	0	-	0	6	13
75-76	4	2	2	0	-	4	18	23	2	2	0	0	-	4	12	7	2	0	2	0	-	0	6	16
76-77	4	2	2	0	-	4	17	16	2	1	1	0	-	2	9	7	2	1	1	0	-	2	8	9
77-78	4	0	2	2	-	2	14	27	2	0	1	1	-	1	7	14	2	0	1	1	-	1	7	13
78-79	4	1	1	2	-	4	17	18	2	1	0	1	-	3	7	3	2	0	1	1	-	1	10	15
79-80	4	2	2	0	-	4	15	18	2	1	1	0	-	2	8	10	2	1	1	0	-	2	7	8
80-81	4	2	2	0	-	4	21	17	2	2	0	0	-	4	15	5	2	0	2	0	-	0	6	12
81-82	8	2	3	3	-	7	28	30	4	0	3	1	-	1	12	16	4	2	0	2	-	6	16	14
82-83	7	3	3	1	-	7	26	28	3	1	1	1	-	3	9	11	4	2	2	0	-	4	17	17
83-84	7	3	3	1	-	7	26	23	4	3	0	1	-	7	17	8	3	0	3	0	-	0	9	15
84-85	7	5	2	0	-	10	32	21	3	2	1	0	-	4	16	9	4	3	1	0	-	6	16	12
85-86	7	3	3	1	-	7	24	21	4	2	1	1	-	5	13	9	3	1	2	0	-	2	11	12
86-87	7	3	4	0	-	6	27	27	3	1	2	0	-	2	12	11	4	2	2	0	-	4	15	16
87-88	7	5	2	0	-	10	31	23	4	2	2	0	-	4	14	14	3	3	0	0	-	6	17	9
88-89	7	2	3	2	-	6	16	22	3	1	1	1	-	3	7	8	4	1	2	1	-	3	9	14
89-90	7	4	3	0	-	8	21	20	4	3	1	0	-	6	15	13	3	1	2	0	-	2	6	7
90-91	7	2	4	1	-	5	23	28	3	1	2	0	-	2	8	12	4	1	2	1	-	3	15	16
91-92	7	5	2	0	-	10	35	24	4	2	2	0	-	4	20	16	3	3	0	0	-	6	15	8
92-93	9	5	4	0	-	10	32	28	5	3	2	0	-	6	18	17	4	2	2	0	-	4	14	11
93-94	6	1	5	0	-	2	12	19	3	0	3	0	-	0	5	10	3	1	2	0	-	2	7	9
94-95	4	2	2	0	-	4	16	13	2	2	0	0	-	4	8	3	2	0	2	0	-	0	8	10
95-96	6	3	2	1	-	7	17	19	3	1	1	1	-	3	8	12	3	2	1	0	-	4	9	7
96-97	5	3	2	0	-	6	13	12	3	2	1	0	-	4	8	7	2	1	1	0	-	2	5	5
97-98	5	3	1	1	-	7	15	11	2	1	1	0	-	2	5	4	3	2	0	1	-	5	10	7
98-99	5	2	2	1	-	5	12	11	3	1	2	0	-	2	8	9	2	1	0	1	-	3	4	2
99-00	4	3	0	0	1	7	15	9	2	1	0	0	1	3	8	6	2	2	0	0	0	4	7	3
00-01	4	1	3	0	0	2	13	17	2	1	1	0	0	2	8	8	2	0	2	0	0	0	5	9
01-02	4	3	1	0	0	6	19	12	2	2	0	0	0	4	11	4	2	1	1	0	0	2	8	8
02-03	4	2	0	1	1	6	12	7	2	1	0	0	1	3	8	4	2	1	0	1	0	3	4	3
03-04	4	2	1	0	1	5	10	10	2	1	0	0	1	3	6	6	2	1	1	0	0	2	4	4
05-06	4	2	1	-	1	5	14	10	2	2	0	-	0	4	8	3	2	0	1	-	1	1	6	7
06-07	4	1	3	-	0	2	8	15	2	1	1	-	0	2	5	6	2	0	2	-	0	0	3	9
07-08	4	2	2	-	0	4	9	11	2	2	0	-	0	4	8	6	2	0	2	-	0	0	1	5
08-09	4	3	0	-	1	7	14	11	2	2	0	-	0	4	5	2	2	1	0	-	1	3	9	9
09-10	4	3	1	-	0	6	15	10	2	1	1	-	0	2	5	4	2	2	0	-	0	4	10	6
10-11	4	1	2	-	1	3	6	17	2	0	1	-	1	1	1	7	2	1	1	-	0	2	5	10
11-12	4	2	2	-	0	4	13	11	2	1	1	-	0	2	7	7	2	1	1	-	0	2	6	4
12-13	3	1	2	-	0	2	4	8	1	0	1	-	0	0	1	4	2	1	1	-	0	2	3	4
13-14	4	2	2	-	0	4	8	9	2	1	1	-	0	2	3	4	2	1	1	-	0	2	5	5
14-15	4	1	3	-	0	2	10	13	2	0	2	-	0	0	3	7	2	1	1	-	0	2	7	6
15-16	5	3	2	-	0	6	20	16	2	1	1	-	0	2	7	5	3	2	1	-	0	4	13	11
16-17	4	2	2	-	0	4	9	7	2	1	1	-	0	2	4	4	2	1	1	-	0	2	5	3
17-18	4	3	0	-	1	7	11	6	2	2	0	-	0	4	7	4	2	1	0	-	1	3	4	2
18-19	4	4	0	-	0	8	17	13	2	2	0	-	0	4	10	8	2	2	0	-	0	4	7	5
Totals	**222**	**107**	**90**	**18**	**7**	**239**	**754**	**734**	**111**	**58**	**40**	**9**	**4**	**129**	**389**	**344**	**111**	**49**	**50**	**9**	**3**	**110**	**365**	**390**

SERIES INFORMATION

	Overall	at Washington	at NY Rangers
All-Time Series (W-L-T-OT)	WSH leads, 107-90-18-7	WSH leads, 58-40-9-4	WSH trails, 49-50-9-3
Current Streak	6 WSH wins (3/26/18-3/3/19)	5 WSH wins (4/5/17-2/24/19)	3 WSH win (3/26/18-3/3/19)
Last Washington Win	3/3/19 (3-2 SO)	2/24/19 (6-5 OT)	3/3/19 (3-2 SO)
Last New York Win	12/27/17 (0-1 SO)	10/22/16 (2-4)	12/27/17 (0-1 SO)
Last Tie	1/4/03 (2-2)	1/5/96 (4-4)	1/4/03 (2-2)
Last Overtime Game	3/3/19 (W, 3-2 SO)	2/24/19 (W, 6-5 OT)	3/3/19 (W, 3-2 SO)
Overtime Record	14-5-13	7-4-5	7-1-8
Last 10 Games (W-L-OT)	9-0-1	7-3-0	6-3-1
Longest Unbeaten Streak	6 (Two Times)	5 (Two Times)	7 (12/2/97-3/23/00)
Longest Winning Streak	6 3/26/18-3/3/19)	5 (4/5/17-2/24/19)	4 (4/1/87-3/16/88)
Longest Winless Streak	5 (two times)	6 (11/7/81-1/1/83)	7 (3/5/04-11/1/07)
Longest Losing Streak	4 (three times)	3 (two times)	7 (3/5/04-11/1/07)
Washington Shutouts (Last)	8 (12/27/17)	6 (4/5/17)	2 (12/27/17)
New York Shutouts (Last)	10 (12/27/17)	6 (10/16/13)	4 (12/27/17)
Last Washington Hat Trick	J. Williams (1/17/16)	J. Williams (1/17/16)	P. Bondra (1/8/98)
Last New York Hat Trick	R. Nash (12/23/14)	M. Messier (12/13/91)	R. Nash (12/23/14)
Most Washington Goals	8 (four times)	8 (three times)	8 (3/16/88)
Most New York Goals	11 (two times)	11 (3/24/78)	11 (2/18/76)

New York Rangers

2018-19 WASHINGTON CAPITALS VS. NEW YORK RANGERS

CAPITALS WON SEASON SERIES, 4-0-0 • NY RANGERS 0-4-0

WASHINGTON	RANGERS	CAPITALS	ATTEND	GOALTENDERS	W. GOAL
OCT 17, 2018	3	4	18,506	BRADEN HOLTBY / HENRIK LUNDQVIST	MATT NISKANEN
FEB 24, 2019	5	6	18,506	PHEONIX COPLEY / HENRIK LUNDQVIST	EVGENY KUZNETSOV

NEW YORK	RANGERS	CAPITALS	ATTEND	GOALTENDERS	W. GOAL
NOV 24, 2018	3	5	16,884	PHEONIX COPLEY / ALEXANDAR GEORGIEV	BRETT CONNOLLY
MAR 3, 2019	2	3	17,517	BRADEN HOLTBY / ALEXANDAR GEORGIEV	ALEX OVECHKIN

CAPITALS	GP	G	A	P	+/-	PIM	PP	SH	GW	EN	S	%
JOHN CARLSON	4	1	6	7	3	0	0	0	0	0	17	5.9
ALEX OVECHKIN	4	3	1	4	-2	0	2	0	0	0	17	17.6
NICKLAS BACKSTROM	4	2	2	4	0	0	0	0	0	0	11	18.2
BRETT CONNOLLY	4	1	3	4	3	0	0	0	1	0	11	9.1
NIC DOWD	4	2	1	3	3	2	0	0	0	0	6	33.3
JAKUB VRANA	4	1	2	3	4	2	0	0	0	0	6	16.7
TOM WILSON	3	2	0	2	0	8	1	0	0	1	6	33.3
MICHAL KEMPNY	4	1	1	2	5	2	0	0	0	0	2	50.0
CARL HAGELIN	3	1	1	2	2	2	0	0	0	0	5	20.0
EVGENY KUZNETSOV	3	1	1	2	-1	0	0	0	1	0	8	12.5
ANDRE BURAKOVSKY	4	1	1	2	-2	0	0	0	0	0	5	20.0
DMITRY ORLOV	4	0	2	2	-5	4	0	0	0	0	3	0.0
LARS ELLER	4	0	2	2	3	4	0	0	0	0	8	0.0
BROOKS ORPIK	3	0	2	2	3	4	0	0	0	0	5	0.0
TRAVIS BOYD	3	0	2	2	1	0	0	0	0	0	1	0.0
T.J. OSHIE	3	0	2	2	2	0	0	0	0	0	8	0.0
MATT NISKANEN	4	1	0	1	-5	5	0	0	1	0	6	16.7
MADISON BOWEY	2	0	1	1	1	2	0	0	0	0	2	0.0
NICK JENSEN	3	0	0	0	3	2	0	0	0	0	7	0.0
CHANDLER STEPHENSON	2	0	0	0	-1	0	0	0	0	0	1	0.0
DMITRIJ JASKIN	1	0	0	0	0	0	0	0	0	0	4	0.0
DEVANTE SMITH-PELLY	2	0	0	0	-1	0	0	0	0	0	1	0.0
CHRISTIAN DJOOS	2	0	0	0	1	0	0	0	0	0	1	0.0
JONAS SIEGENTHALER	1	0	0	0	1	0	0	0	0	0	2	0.0
NATHAN WALKER	1	0	0	0	0	2	0	0	0	0	0	0.0

RANGERS	GP	G	A	P	+/-	PIM	PP	SH	GW	EN	S	%
NEAL PIONK	4	0	5	5	2	0	0	0	0	0	5	0.0
JIMMY VESEY	4	3	1	4	-1	2	1	0	0	0	6	50.0
CHRIS KREIDER	4	2	2	4	2	0	1	0	0	0	16	12.5
MIKA ZIBANEJAD	4	1	3	4	-2	0	0	0	0	0	15	6.7
BRADY SKJEI	4	3	0	3	3	2	0	0	0	0	9	33.3
RYAN STROME	5	2	0	2	-2	7	0	0	0	0	9	22.2
KEVIN HAYES	3	0	2	2	-1	2	0	0	0	0	7	0.0
BRETT HOWDEN	3	0	2	2	-1	2	0	0	0	0	1	0.0
TONY DEANGELO	2	0	2	2	-2	6	0	0	0	0	5	0.0
PAVEL BUCHNEVICH	3	1	0	1	-3	0	0	0	0	0	4	25.0
VLADISLAV NAMESTNIKOV	4	1	0	1	-1	0	1	0	0	0	4	25.0
JESPER FAST	4	0	1	1	3	4	0	0	0	0	4	0.0
KEVIN SHATTENKIRK	4	0	1	1	-3	0	0	0	0	0	8	0.0
CONNOR BRICKLEY	1	0	1	1	1	2	0	0	0	0	3	0.0
BRENDAN SMITH	4	0	1	1	-1	4	0	0	0	0	7	0.0
LIAS ANDERSSON	3	0	1	1	-2	4	0	0	0	0	3	0.0
FILIP CHYTIL	4	0	1	1	0	2	0	0	0	0	4	0.0
RYAN SPOONER	1	0	0	0	-1	0	0	0	0	0	2	0.0
MARC STAAL	4	0	0	0	-3	0	0	0	0	0	1	0.0
BOO NIEVES	1	0	0	0	0	0	0	0	0	0	1	0.0
TIMOTHY GETTINGER	1	0	0	0	0	0	0	0	0	0	0	0.0
FREDRIK CLAESSON	3	0	0	0	-2	0	0	0	0	0	3	0.0
MATS ZUCCARELLO	1	0	0	0	-1	0	0	0	0	0	0	0.0
STEVEN FOGARTY	1	0	0	0	0	0	0	0	0	0	1	0.0
LIBOR HAJEK	1	0	0	0	0	0	0	0	0	0	1	0.0
BRENDAN LEMIEUX	1	0	0	0	-2	0	0	0	0	0	3	0.0
VINNI LETTIERI	1	0	0	0	-1	0	0	0	0	0	2	0.0

GOALTENDER	GP	MIN	GA	GAA	SO	W	L	OT	SA	SV%
BRADEN HOLTBY	2	127	5	2.36	0	2	0	0	56	.911
PHEONIX COPLEY	2	124	8	3.86	0	2	0	0	61	.869

POWER PLAY: 3 - 13 (23.1%)

PENALTY KILLING: 9 - 12 (75%)

GOALTENDER	GP	MIN	GA	GAA	SO	W	L	OT	SA	SV%
HENRIK LUNDQVIST	2	126	10	4.77	0	0	0	2	73	.863
ALEXANDAR GEORGIEV	2	124	6	2.90	0	0	1	1	66	.909

POWER PLAY: 3 - 12 (25%)

PENALTY KILLING: 10 - 13 (76.9%)

Ottawa Senators

CLUB INFORMATION

Founded **1992-93**
Home Arena ..... **Canadian Tire Centre (18,652)**
Stanley Cups ..... **None**
General Manager ..... **Pierre Dorion**
Head Coach ..... **D.J. Smith**
Associate Coach ..... **Jack Capuano**
Assistant Coaches ..... **Davis Payne, Rob Cookson, Martin Raymond**
Senior Director of Communications ..... **Nicolas Ruskowski**
2017-18 Record ..... 29-47-6 (64 points)
2017-18 Finish ..... 8th, Atlantic Division
2017-18 Playoffs ..... DNQ

Canadian Tire Centre
1000 Palladium Drive
Kanata, Ont. K2V 1A5
613.599.0250
Fax: 613.599.0358
@Senators

2019-20 MEETINGS

Jan. 7 at Washington
Jan. 31 at Ottawa
Mar. 20 at Washington

ALL-TIME SERIES HISTORY

	TOTALS								HOME								AWAY							
YEAR	**GP**	**W**	**L**	**T**	**OT**	**PTS**	**GF**	**GA**	**GP**	**W**	**L**	**T**	**OT**	**PTS**	**GF**	**GA**	**GP**	**W**	**L**	**T**	**OT**	**PTS**	**GF**	**GA**
92-93	4	4	0	0	-	8	21	13	2	2	0	0	-	4	11	5	2	2	0	0	-	4	10	8
93-94	4	3	1	0	-	6	30	13	2	2	0	0	-	4	19	6	2	1	1	0	-	2	11	7
94-95	3	1	0	2	-	4	8	7	2	1	0	1	-	3	3	2	1	0	0	1	-	1	5	5
95-96	4	4	0	0	-	8	19	6	2	2	0	0	-	4	11	1	2	2	0	0	-	4	8	5
96-97	4	0	4	0	-	0	3	17	2	0	2	0	-	0	2	8	2	0	2	0	-	0	1	9
97-98	4	1	3	0	-	2	5	10	2	1	1	0	-	2	4	3	2	0	2	0	-	0	1	7
98-99	4	1	3	0	-	2	13	15	2	0	2	0	-	0	4	8	2	1	1	0	-	2	9	7
99-00	4	3	1	0	0	6	9	9	2	2	0	0	0	4	5	2	2	1	1	0	0	2	4	7
00-01	4	2	1	1	0	5	16	12	2	1	0	1	0	3	7	6	2	1	1	0	0	2	9	6
01-02	4	1	2	1	0	3	9	17	2	0	1	1	0	1	5	11	2	1	1	0	0	2	4	6
02-03	4	1	3	0	0	2	8	18	2	0	2	0	0	0	3	11	2	1	1	0	0	2	5	7
03-04	4	0	3	1	0	1	5	15	2	0	1	1	0	1	2	5	2	0	2	0	0	0	3	10
05-06	4	1	3	-	0	2	5	15	2	0	2	-	0	0	3	8	2	1	1	-	0	2	2	7
06-07	4	2	2	-	0	4	14	13	2	2	0	-	0	4	10	5	2	0	2	-	0	0	4	8
07-08	4	4	0	-	0	8	22	12	2	2	0	-	0	4	10	5	2	2	0	-	0	4	12	7
08-09	4	2	1	-	1	5	15	10	2	2	0	-	0	4	12	5	2	0	1	-	1	1	3	5
09-10	4	1	1	-	2	4	17	17	2	1	0	-	1	3	9	7	2	0	1	-	1	1	8	10
10-11	4	3	1	-	0	6	9	7	2	2	0	-	0	4	6	3	2	1	1	-	0	2	3	4
11-12	4	3	1	-	0	6	12	11	2	2	0	-	0	4	5	3	2	1	1	-	0	2	7	8
12-13	3	0	2	-	1	1	4	8	1	0	0	-	1	1	1	2	2	0	2	-	0	0	3	6
13-14	3	0	3	-	0	0	5	11	2	0	2	-	0	0	4	8	1	0	1	-	0	0	1	3
14-15	3	2	0	-	1	5	7	6	1	1	0	-	0	2	2	1	2	1	0	-	1	3	5	5
15-16	3	3	0	-	0	6	13	4	2	2	0	-	0	4	9	2	1	1	0	-	0	2	4	2
16-17	3	2	1	-	0	4	3	4	1	1	0	-	0	2	2	1	2	1	1	-	0	2	1	3
17-18	3	3	0	-	0	6	12	8	2	2	0	-	0	4	8	4	1	1	0	-	0	2	4	4
18-19	3	3	0	-	0	6	14	4	1	1	0	-	0	2	7	2	2	2	0	-	0	4	7	2
Totals	**96**	**50**	**36**	**5**	**5**	**110**	**298**	**282**	**48**	**29**	**13**	**4**	**2**	**64**	**164**	**124**	**48**	**21**	**23**	**1**	**3**	**46**	**134**	**158**

SERIES INFORMATION

	Overall	**at Washington**	**at Ottawa**
All-Time Series (W-L-T-OT)	WSH leads, 50-36-5-5	WSH leads, 29-13-4-2	WSH trails, 21-23-1-3
Current Streak	6 WSH wins (10/5/17-2/26/19)	7 WSH wins (12/22/14-2/28/19)	3 WSH win (10/5/17-12/29/18)
Last Washington Win	2/26/19 (7-2)	2/28/19 (7-2)	12/29/18 (3-2)
Last Ottawa Win	1/24/17 (0-3)	1/21/14 (0-2)	1/24/17 (0-3)
Last Tie	2/17/04 (1-1)	2/17/04 (1-1)	2/23/95 (5-5)
Last Overtime Game	10/5/17 (W, 5-4 SO)	4/25/13 (L, 1-2 OT)	10/5/17 (W, 5-4 SO)
Overtime Record	5-5-5	3-2-4	2-3-1
Last 10 Games (W-L-OT)	9-1-0	7-2-1	7-2-1
Longest Unbeaten Streak	8 (4/9/94-4/6/96)	8 (10/16/92-3/29/96)	3 (two times)
Longest Winning Streak	6 (two times)	7 (two times)	3 (two times)
Longest Winless Streak	8 (4/3/03-3/12/06)	8 (11/1/01-3/12/04)	4 (three times)
Longest Losing Streak	7 (2/22/12-1/21/14)	3 (three times)	4 (three times)
Washington Shutouts (Last)	6 (12/22/19)	4 (4/5/02)	2 (12/22/19)
Ottawa Shutouts (Last)	8 (1/24/17)	3 (1/21/14)	5 (1/24/17)
Last Washington Hat Trick	A. Ovechkin (10/5/17)	A. Ovechkin (2/1/09)	A. Ovechkin (10/5/17)
Last Ottawa Hat Trick	M. Fisher (12/29/07)	D. Alfredsson (11/13/01)	M. Fisher (12/29/07)
Most Washington Goals	11 (12/17/93)	11 (12/17/93)	8 (two times)
Most Ottawa Goals	11 (11/13/01)	11 (11/13/01)	7 (3/2/06)

Ottawa Senators

2018-19 WASHINGTON CAPITALS VS. OTTAWA SENATORS

CAPITALS WON SEASON SERIES, 3-0-0 • OTTAWA 0-3-0

WASHINGTON	SENATORS	CAPITALS	ATTEND	GOALTENDERS	W. GOAL
FEB 26, 2019	2	7	18,506	BRADEN HOLTBY / ANDERS NILSSON	JOHN CARLSON

OTTAWA	SENATORS	CAPITALS	ATTEND	GOALTENDERS	W. GOAL
DEC 22, 2018	0	4	15,605	PHEONIX COPLEY / MIKE MCKENNA	BRETT CONNOLLY
DEC 29, 2018	2	3	16,808	PHEONIX COPLEY / MARCUS HOGBERG	MADISON BOWEY

CAPITALS	GP	G	A	P	+/-	PIM	PP	SH	GW	EN	S	%
BRETT CONNOLLY	3	2	2	4	3	0	0	0	1	0	8	25.0
TOM WILSON	3	2	2	4	4	0	0	0	0	0	8	25.0
NICKLAS BACKSTROM	3	0	4	4	3	0	0	0	0	0	4	0.0
LARS ELLER	3	1	2	3	3	0	0	0	0	0	7	14.3
EVGENY KUZNETSOV	3	1	2	3	4	0	0	0	0	0	7	14.3
ALEX OVECHKIN	3	0	3	3	3	0	0	0	0	0	14	0.0
T.J. OSHIE	3	2	0	2	2	0	0	0	0	0	4	50.0
JAKUB VRANA	3	1	1	2	4	0	0	0	0	0	8	12.5
TYLER LEWINGTON	2	1	1	2	3	7	0	0	0	0	3	33.3
DMITRY ORLOV	3	0	2	2	1	0	0	0	0	0	2	0.0
JONAS SIEGENTHALER	2	0	2	2	4	0	0	0	0	0	1	0.0
MICHAL KEMPNY	3	1	0	1	4	0	0	0	0	0	3	33.3
MATT NISKANEN	2	1	0	1	3	0	0	0	0	0	3	33.3
MADISON BOWEY	1	1	0	1	-1	9	0	0	1	0	3	33.3
JOHN CARLSON	3	1	0	1	4	2	1	0	1	0	3	33.3
NICK JENSEN	5	0	1	1	2	0	0	0	0	0	3	0.0
BROOKS ORPIK	1	0	1	1	1	0	0	0	0	0	1	0.0
ANDRE BURAKOVSKY	3	0	1	1	3	0	0	0	0	0	8	0.0
CHANDLER STEPHENSON	2	0	0	0	0	0	0	0	0	0	0	0.0
DEVANTE SMITH-PELLY	1	0	0	0	0	0	0	0	0	0	0	0.0
NIC DOWD	3	0	0	0	0	0	0	0	0	0	2	0.0
CARL HAGELIN	2	0	0	0	0	0	0	0	0	0	4	0.0
TRAVIS BOYD	2	0	0	0	1	2	0	0	0	0	0	0.0

SENATORS	GP	G	A	P	+/-	PIM	PP	SH	GW	EN	S	%
ANTHONY DUCLAIR	5	3	0	3	-3	0	2	0	2	0	5	60.0
OSCAR LINDBERG	3	1	2	3	1	0	0	0	0	0	4	25.0
COLIN WHITE	3	1	1	2	-2	2	0	0	0	0	9	11.1
MARK STONE	2	1	1	2	1	0	0	0	0	0	9	11.1
BRADY TKACHUK	3	0	2	2	-1	17	0	0	0	0	11	0.0
CODY CECI	3	0	1	1	-6	0	0	0	0	0	5	0.0
BRIAN GIBBONS	2	0	1	1	-1	0	0	0	0	0	2	0.0
MAGNUS PAAJARVI	2	0	1	1	-1	0	0	0	0	0	2	0.0
CHRISTIAN JAROS	2	0	1	1	-3	0	0	0	0	0	3	0.0
BEN HARPUR	3	0	0	0	1	0	0	0	0	0	3	0.0
DYLAN DEMELO	3	0	0	0	-2	0	0	0	0	0	4	0.0
BOBBY RYAN	3	0	0	0	-2	0	0	0	0	0	6	0.0
TOM PYATT	1	0	0	0	0	0	0	0	0	0	1	0.0
NICK PAUL	2	0	0	0	0	4	0	0	0	0	6	0.0
ZACK SMITH	3	0	0	0	-3	5	0	0	0	0	1	0.0
RYAN DZINGEL	2	0	0	0	-5	0	0	0	0	0	3	0.0
JUSTIN FALK	1	0	0	0	-1	0	0	0	0	0	0	0.0
JEAN-GABRIEL PAGEAU	1	0	0	0	-3	0	0	0	0	0	2	0.0
JACK RODEWALD	1	0	0	0	0	0	0	0	0	0	1	0.0
MAXIME LAJOIE	1	0	0	0	-1	0	0	0	0	0	1	0.0
CHRIS TIERNEY	3	0	0	0	-6	2	0	0	0	0	6	0.0
THOMAS CHABOT	2	0	0	0	-3	0	0	0	0	0	4	0.0
MARK BOROWIECKI	3	0	0	0	-2	0	0	0	0	0	1	0.0
CHRISTIAN WOLANIN	2	0	0	0	-3	0	0	0	0	0	2	0.0
MIKKEL BOEDKER	3	0	0	0	-4	0	0	0	0	0	2	0.0
MATT DUCHENE	2	0	0	0	-3	0	0	0	0	0	4	0.0

GOALTENDER	GP	MIN	GA	GAA	SO	W	L	OT	SA	SV%
PHEONIX COPLEY	2	120	2	1.00	1	2	0	0	68	.971
BRADEN HOLTBY	1	60	2	2.00	0	1	0	0	23	.913

GOALTENDER	GP	MIN	GA	GAA	SO	W	L	OT	SA	SV%
CRAIG ANDERSON	1	29	1	2.04	0	0	0	0	13	.923
MARCUS HOGBERG	1	59	3	3.06	0	0	1	0	24	.875
MIKE MCKENNA	2	117	8	4.11	0	0	2	0	57	.860
ANDERS NILSSON	2	90	10	6.66	0	0	2	0	56	.821

POWER PLAY: 1 - 4 (25%)
PENALTY KILLING: 3 - 4 (75%)

POWER PLAY: 1 - 4 (25%)
PENALTY KILLING: 3 - 4 (75%)

Philadelphia Flyers

CLUB INFORMATION

Founded **1967-68**
Home Arena ..... **Wells Fargo Center (19,543)**
Stanley Cups ..... **2 (most recent: 1975)**
President of Hockey Operations & General Manager ..... **Chuck Fletcher**
Head Coach ..... **Alain Vigneault**
Assistant Coaches ..... **Mike Yeo, Michel Therrien, Ian Laperriere**
Senior Director of Communications ..... **Zack Hill**
2018-19 Record ..... 37-37-8 (82 points)
2018-19 Finish ..... 6th, Metropolitan Division
2018-19 Playoffs ..... DNQ

Wells Fargo Center
3601 South Broad Street
Philadelphia, PA 19148
215.465.4500
Fax: 215.218.7837
@NHLFlyers

2019-20 MEETINGS

Nov. 13 at Philadelphia
Jan. 8 at Philadelphia
Feb. 8 at Washington
Mar. 4 at Washington

ALL-TIME SERIES HISTORY

	TOTALS								HOME								AWAY							
YEAR	GP	W	L	T	OT	PTS	GF	GA	GP	W	L	T	OT	PTS	GF	GA	GP	W	L	T	OT	PTS	GF	GA
74-75	4	0	4	0	-	0	5	21	2	0	2	0	-	0	3	11	2	0	2	0	-	0	2	10
75-76	4	0	3	1	-	1	16	28	2	0	1	1	-	1	10	12	2	0	2	0	-	0	6	16
76-77	4	0	2	2	-	2	13	23	2	0	0	2	-	2	9	9	2	0	2	0	-	0	4	14
77-78	4	0	4	0	-	0	4	17	2	0	2	0	-	0	2	9	2	0	2	0	-	0	2	8
78-79	4	0	3	1	-	1	12	21	2	0	1	1	-	1	6	9	2	0	2	0	-	0	6	12
79-80	4	0	2	2	-	2	13	18	2	0	0	2	-	2	7	7	2	0	2	0	-	0	6	11
80-81	4	2	2	0	-	4	14	15	2	0	2	0	-	0	3	13	2	2	0	0	-	4	11	2
81-82	8	4	3	1	-	9	34	33	4	2	1	1	-	5	24	16	4	2	2	0	-	4	10	17
82-83	7	4	3	0	-	8	23	22	4	2	2	0	-	4	13	13	3	2	1	0	-	4	10	9
83-84	7	4	3	0	-	8	30	24	3	2	1	0	-	4	14	9	4	2	2	0	-	4	16	15
84-85	7	1	5	1	-	3	26	31	4	1	3	0	-	2	14	13	3	0	2	1	-	1	12	18
85-86	7	2	5	0	-	4	17	25	3	2	1	0	-	4	13	11	4	0	4	0	-	0	4	14
86-87	7	1	5	1	-	3	13	28	4	1	3	0	-	2	7	16	3	0	2	1	-	1	6	12
87-88	7	4	2	1	-	9	19	15	3	2	1	0	-	4	8	6	4	2	1	1	-	5	11	9
88-89	7	4	3	0	-	8	21	19	4	3	1	0	-	6	15	10	3	1	2	0	-	2	6	9
89-90	7	5	1	1	-	11	26	17	3	2	1	0	-	4	14	8	4	3	0	1	-	7	12	9
90-91	7	5	1	1	-	11	28	14	4	3	0	1	-	7	18	6	3	2	1	0	-	4	10	8
91-92	7	3	4	0	-	6	30	27	3	2	1	0	-	4	18	14	4	1	3	0	-	2	12	13
92-93	7	1	5	1	-	3	21	32	3	0	2	1	-	1	7	12	4	1	3	0	-	2	14	20
93-94	6	4	1	1	-	9	20	13	2	0	1	1	-	1	3	6	4	4	0	0	-	8	17	7
94-95	4	0	3	1	-	1	8	14	2	0	1	1	-	1	3	5	2	0	2	0	-	0	5	9
95-96	5	2	2	1	-	5	12	11	3	2	0	1	-	5	8	4	2	0	2	0	-	0	4	7
96-97	6	2	3	1	-	5	16	19	3	1	2	0	-	2	8	9	3	1	1	1	-	3	8	10
97-98	5	2	2	1	-	5	14	12	2	1	0	1	-	3	6	3	3	1	2	0	-	2	8	9
98-99	4	0	4	0	-	0	3	11	2	0	2	0	-	0	1	5	2	0	2	0	-	0	2	6
99-00	4	2	2	0	0	4	10	11	2	2	0	0	0	4	7	4	2	0	2	0	0	0	3	7
00-01	4	2	1	1	0	5	14	11	2	2	0	0	0	4	10	5	2	0	1	1	0	1	4	6
01-02	4	0	4	0	0	0	4	18	2	0	2	0	0	0	1	7	2	0	2	0	0	0	3	11
02-03	4	2	2	0	0	4	8	7	2	2	0	0	0	4	6	2	2	0	2	0	0	0	2	5
03-04	4	1	3	0	0	2	6	14	2	1	1	0	0	2	3	5	2	0	2	0	0	0	3	9
05-06	4	1	3	-	0	2	9	19	2	1	1	-	0	2	4	6	2	0	2	-	0	0	5	13
06-07	4	4	0	-	0	8	20	9	2	2	0	-	0	4	10	3	2	2	0	-	0	4	10	6
07-08	4	2	2	-	0	4	14	15	2	0	2	-	0	0	6	9	2	2	0	-	0	4	8	6
08-09	4	2	2	-	0	4	6	13	2	1	1	-	0	2	3	5	2	1	1	-	0	2	3	8
09-10	4	3	0	-	1	7	22	13	2	2	0	-	0	4	9	5	2	1	0	-	1	3	13	8
10-11	4	2	0	-	2	6	13	13	2	1	0	-	1	3	7	6	2	1	0	-	1	3	6	7
11-12	4	1	2	-	1	3	7	9	2	0	2	-	0	0	1	6	2	1	0	-	1	3	6	3
12-13	3	1	1	-	1	3	8	11	1	1	0	-	0	2	3	2	2	0	1	-	1	1	5	9
13-14	5	2	2	-	1	5	21	20	2	1	0	-	1	3	8	9	3	1	2	-	0	2	13	11
14-15	4	1	2	-	1	3	6	9	2	1	1	-	0	2	2	3	2	0	1	-	1	1	4	6
15-16	4	2	0	-	2	6	12	9	2	1	0	-	1	3	6	6	2	1	0	-	1	3	6	3
16-17	4	3	0	-	1	7	13	5	2	2	0	-	0	4	7	1	2	1	0	-	1	3	6	4
17-18	4	1	2	-	1	3	11	19	2	1	0	-	1	3	6	5	2	0	2	-	0	0	5	14
18-19	4	4	0	-	0	8	18	9	2	2	0	-	0	4	8	4	2	0	0	-	0	4	10	5
Totals	**219**	**86**	**103**	**19**	**11**	**202**	**660**	**743**	**107**	**49**	**41**	**13**	**4**	**115**	**341**	**329**	**112**	**37**	**62**	**6**	**7**	**87**	**319**	**414**

SERIES INFORMATION

	Overall	at Washington	at Philadelphia
All-Time Series (W-L-T-OT)	WSH trails, 86-103-19-11	WSH leads, 49-41-13-4	WSH trails, 37-62-6-7
Current Streak	4 WSH win (1/8/19-3/24/19)	3 WSH win (1/31/18-3/24/19)	2 WSH wins (3/14/19-3/24/19)
Last Washington Win	3/24/19 (3-1)	3/6/19 (5-3)	3/24/19 (3-1)
Last Philadelphia Win	3/18/18 (3-6)	1/21/18 (1-2)	3/18/18 (3-6)
Last Tie	10/29/00 (1-1)	10/31/97 (2-2)	10/29/00 (1-1)
Last Overtime Game	1/21/18 (L, 1-2)	1/21/18 (L, 1-2)	12/21/16 (L, 2-3 SO)
Overtime Record	8--8-20	6-3-10	2-5-10
Last 10 Games (W-L-OT)	7-2-1	7-1-2	4-3-3
Longest Unbeaten Streak	8 (12/5/89-1/4/91)	7 (1/28/90-2/22/92)	5 (12/5/89-10/23/90)
Longest Winning Streak	5 (two times)	4 (two times)	4 (11/4/06-2/6/08)
Longest Winless Streak	25 (11/9/74-12/20/80)	15 (12/26/74-10/14/81)	16 (3/5/98-2/10/06)
Longest Losing Streak	6 (three times)	3 (four times)	12 (11/9/74-4/3/80)
Washington Shutouts (Last)	11 (1/15/17)	7 (1/15/17)	4 (11/1/13)
Philadelphia Shutouts (Last)	11 (3/4/12)	6 (3/4/12)	5 (11/15/01)
Last Washington Hat Trick	J. Ward (11/1/13)	P. Bondra (10/12/99)	J. Ward (11/1/13)
Last Philadelphia Hat Trick	M. Richards (10/6/09)	M. Recchi (10/20/01)	M. Richards (10/6/09)
Most Washington Goals	10 (11/21/81)	10 (11/21/81)	8 (12/5/09)
Most Philadelphia Goals	11 (4/1/76)	8 (1/4/81)	11 (4/1/76)

Philadelphia Flyers

2018-19 WASHINGTON CAPITALS VS. PHILADELPHIA FLYERS

CAPITALS WON SEASON SERIES, 4-0-0 • PHILADELPHIA 0-4-0

WASHINGTON	FLYERS	CAPITALS	ATTEND	GOALTENDERS	W. GOAL
JAN 8, 2019	3	5	18,506	PHEONIX COPLEY / MIKE MCKENNA	JAKUB VRANA
MAR 24, 2019	1	3	18,506	BRADEN HOLTBY / BRIAN ELLIOTT	TRAVIS BOYD

PHILADELPHIA	FLYERS	CAPITALS	ATTEND	GOALTENDERS	W. GOAL
MAR 6, 2019	3	5	19,232	BRADEN HOLTBY / BRIAN ELLIOTT	ANDRE BURAKOVSKY
MAR 14, 2019	2	5	19,475	BRADEN HOLTBY / CARTER HART	BRETT CONNOLLY

CAPITALS	GP	G	A	P	+/-	PIM	PP	SH	GW	EN	S	%
BRETT CONNOLLY	4	3	2	5	4	0	0	0	1	0	7	42.9
JAKUB VRANA	4	3	2	5	1	0	1	0	1	0	7	42.9
TOM WILSON	4	4	0	4	3	6	0	0	0	0	11	36.4
ALEX OVECHKIN	4	1	3	4	2	2	1	0	0	0	17	5.9
JOHN CARLSON	4	0	4	4	2	0	0	0	0	0	4	0.0
LARS ELLER	4	1	2	3	7	0	0	0	0	0	6	16.7
TRAVIS BOYD	4	1	2	3	0	0	0	0	1	0	5	20.0
DMITRY ORLOV	4	0	3	3	6	0	0	0	0	0	6	0.0
CARL HAGELIN	4	0	3	3	4	0	0	0	0	0	7	0.0
T.J. OSHIE	4	2	0	2	1	4	0	1	0	1	8	25.0
NICKLAS BACKSTROM	3	1	1	2	0	2	0	0	0	0	3	33.3
EVGENY KUZNETSOV	4	1	1	2	3	4	0	0	0	1	11	9.1
NICK JENSEN	6	0	2	2	-3	2	0	0	0	0	8	0.0
MICHAL KEMPNY	3	0	2	2	0	0	0	0	0	0	5	0.0
MATT NISKANEN	4	0	2	2	6	0	0	0	0	0	8	0.0
ANDRE BURAKOVSKY	4	1	0	1	1	2	0	0	1	0	6	16.7
NIC DOWD	3	0	1	1	1	0	0	0	0	0	3	0.0
CHANDLER STEPHENSON	2	0	0	0	-2	0	0	0	0	0	0	0.0
DEVANTE SMITH-PELLY	1	0	0	0	0	7	0	0	0	0	0	0.0
CHRISTIAN DJOOS	1	0	0	0	0	0	0	0	0	0	0	0.0
JONAS SIEGENTHALER	1	0	0	0	1	0	0	0	0	0	0	0.0
BROOKS ORPIK	4	0	0	0	1	6	0	0	0	0	4	0.0

FLYERS	GP	G	A	P	+/-	PIM	PP	SH	GW	EN	S	%
JAKUB VORACEK	2	2	2	4	1	0	1	0	0	0	10	20.0
SEAN COUTURIER	4	0	4	4	-1	2	0	0	0	0	12	0.0
CLAUDE GIROUX	4	2	1	3	-1	0	0	0	0	0	14	14.3
SCOTT LAUGHTON	4	2	0	2	-4	2	0	0	0	0	5	40.0
OSKAR LINDBLOM	4	0	2	2	-2	0	0	0	0	0	11	0.0
RYAN HARTMAN	5	0	2	2	0	0	0	0	0	0	11	0.0
WAYNE SIMMONDS	1	1	0	1	0	10	0	0	0	0	5	20.0
JAMES VAN RIEMSDYK	4	1	0	1	-3	2	0	0	0	0	9	11.1
PHILIPPE MYERS	3	1	0	1	-2	0	0	0	0	0	4	25.0
ROBERT HAGG	4	0	1	1	-3	4	0	0	0	0	1	0.0
MICHAEL RAFFL	4	0	1	1	-3	4	0	0	0	0	8	0.0
ANDREW MACDONALD	1	0	1	1	2	2	0	0	0	0	2	0.0
SHAYNE GOSTISBEHERE	4	0	1	1	0	2	0	0	0	0	7	0.0
TRAVIS SANHEIM	4	0	0	0	-7	0	0	0	0	0	1	0.0
IVAN PROVOROV	4	0	0	0	-6	2	0	0	0	0	3	0.0
CORBAN KNIGHT	3	0	0	0	-1	0	0	0	0	0	1	0.0
TRAVIS KONECNY	4	0	0	0	-3	2	0	0	0	0	11	0.0
NOLAN PATRICK	3	0	0	0	-2	0	0	0	0	0	5	0.0
DALE WEISE	1	0	0	0	0	0	0	0	0	0	0	0.0
JUSTIN BAILEY	3	0	0	0	-1	2	0	0	0	0	1	0.0
CHRISTIAN FOLIN	2	0	0	0	-3	0	0	0	0	0	3	0.0
RADKO GUDAS	4	0	0	0	-1	7	0	0	0	0	11	0.0
PHIL VARONE	3	0	0	0	0	0	0	0	0	0	2	0.0
JORDAN WEAL	1	0	0	0	0	0	0	0	0	0	1	0.0

GOALTENDER	GP	MIN	GA	GAA	SO	W	L	OT	SA	SV%
BRADEN HOLTBY	3	179	6	2.01	0	3	0	0	90	.933
PHEONIX COPLEY	1	60	3	3.01	0	1	0	0	40	.925

POWER PLAY: 2 - 12 (16.7%)

PENALTY KILLING: 13 - 14 (92.9%)

GOALTENDER	GP	MIN	GA	GAA	SO	W	L	OT	SA	SV%
CAM TALBOT	3	151	6	2.38	0	1	1	0	71	.915
CARTER HART	1	60	4	4.02	0	0	1	0	31	.871
MIKE MCKENNA	2	117	8	4.11	0	0	2	0	57	.860
BRIAN ELLIOTT	2	82	7	5.10	0	0	2	0	49	.857

POWER PLAY: 1 - 14 (7.1%)

PENALTY KILLING: 10 - 12 (83.3%)

Pittsburgh Penguins

CLUB INFORMATION

Founded **1967-68**
Home Arena ..... **PPG Paints Arena (18,387)**
Stanley Cups ..... **5 (most recent, 2017)**
Executive Vice President & General Manager ..... **Jim Rutherford**
Head Coach ..... **Mike Sullivan**
Assistant Coaches ..... **Mark Recchi, Jacques Martin, Sergei Gonchar**
Vice President of Media Relations ..... **Jennifer Bullano**
2018-19 Record ..... 44-26-12 (100 points)
2019-19 Finish ..... 3rd, Metropolitan Division
2018-19 Playoffs ..... E. Conference First Round (def. by NYI 4-0)

CONSOL Energy Center
1001 Fifth Avenue
Pittsburgh, PA 15219
412.642.1300
Fax: 412.255.1980
@penguins

2019-20 MEETINGS

Feb. 2 at Washington
Feb. 23 at Washington
Mar. 7 at Pittsburgh
Mar. 22 at Pittsburgh

ALL-TIME SERIES HISTORY

	TOTALS								HOME								AWAY							
YEAR	GP	W	L	T	OT	PTS	GF	GA	GP	W	L	T	OT	PTS	GF	GA	GP	W	L	T	OT	PTS	GF	GA
74-75	6	1	5	0	-	2	13	36	3	1	2	0	-	2	10	13	3	0	3	0	-	0	3	23
75-76	6	1	4	1	-	3	23	36	3	0	2	1	-	1	11	17	3	1	2	0	-	2	12	19
76-77	6	4	1	1	-	9	22	16	3	2	0	1	-	5	12	8	3	2	1	0	-	4	10	8
77-78	6	4	1	1	-	9	20	15	3	2	1	0	-	4	7	7	3	2	0	1	-	5	13	8
78-79	8	3	4	1	-	7	28	32	4	2	2	0	-	4	17	18	4	1	2	1	-	3	11	14
79-80	4	1	3	0	-	2	10	16	2	1	1	0	-	2	9	7	2	0	2	0	-	0	1	9
80-81	4	1	2	1	-	3	14	18	2	0	2	0	-	0	7	13	2	1	0	1	-	3	7	5
81-82	8	2	5	1	-	5	33	40	4	1	3	0	-	2	17	19	4	1	2	1	-	3	16	21
82-83	7	5	1	1	-	11	36	23	4	3	0	1	-	7	22	13	3	2	1	0	-	4	14	10
83-84	7	6	1	0	-	12	28	12	3	2	1	0	-	4	15	5	4	4	0	0	-	8	13	7
84-85	7	6	0	1	-	13	44	20	4	4	0	0	-	8	29	9	3	2	0	1	-	5	15	11
85-86	7	6	1	0	-	12	27	22	3	3	0	0	-	6	14	9	4	3	1	0	-	6	13	13
86-87	7	3	4	0	-	6	26	30	4	3	1	0	-	6	15	13	3	0	3	0	-	0	11	17
87-88	7	1	5	1	-	3	23	32	3	1	2	0	-	2	13	14	4	0	3	1	-	1	10	18
88-89	7	3	4	0	-	6	35	31	4	2	2	0	-	4	19	13	3	1	2	0	-	2	16	18
89-90	7	2	5	0	-	4	28	34	3	1	2	0	-	2	14	16	4	1	3	0	-	2	14	18
90-91	7	2	4	1	-	5	26	29	4	1	2	1	-	3	19	22	3	1	2	0	-	2	7	7
91-92	7	5	2	0	-	10	35	21	4	3	1	0	-	6	19	15	3	2	1	0	-	4	16	6
92-93	7	1	5	1	-	3	22	32	4	1	2	1	-	3	11	14	3	0	3	0	-	0	11	18
93-94	4	2	1	1	-	5	18	14	2	1	0	1	-	3	11	7	2	1	1	0	-	2	7	7
94-95	4	2	2	0	-	4	11	10	2	1	1	0	-	2	8	6	2	1	1	0	-	2	3	4
95-96	4	1	3	0	-	2	8	12	2	1	1	0	-	2	6	5	2	0	2	0	-	0	2	7
96-97	4	1	3	0	-	2	11	14	2	1	1	0	-	2	7	7	2	0	2	0	-	0	4	7
97-98	4	1	1	2	-	4	9	9	2	0	1	1	-	1	3	6	2	1	0	1	-	3	6	3
98-99	4	2	2	0	-	4	12	17	2	2	0	0	-	4	9	7	2	0	2	0	-	0	3	10
99-00	4	1	2	0	1	3	8	12	2	1	0	0	1	3	6	6	2	0	2	0	0	0	2	6
00-01	4	2	2	0	0	4	13	14	2	1	1	0	0	2	7	8	2	1	1	0	0	2	6	6
01-02	4	0	2	2	0	2	11	16	2	0	0	2	0	2	6	6	2	0	2	0	0	0	5	10
02-03	4	3	1	0	0	6	13	8	2	2	0	0	0	4	7	4	2	1	1	0	0	2	6	4
03-04	4	2	2	0	0	4	12	13	2	2	0	0	0	4	8	5	2	0	2	0	0	0	4	8
05-06	4	1	3	-	0	2	14	22	2	1	1	-	0	2	9	9	2	0	2	-	0	0	5	13
06-07	4	0	3	-	1	1	9	13	2	0	1	-	1	1	7	9	2	0	2	-	0	0	2	4
07-08	4	1	2	-	1	3	11	15	2	0	2	-	0	0	3	6	2	1	0	-	1	3	8	9
08-09	4	3	0	-	1	7	18	11	2	1	0	-	1	3	8	5	2	2	0	-	0	4	10	6
09-10	4	4	0	-	0	8	20	13	2	2	0	-	0	4	8	7	2	2	0	-	0	4	12	6
10-11	4	3	0	-	1	7	9	3	2	1	0	-	1	3	5	2	2	2	0	-	0	4	4	1
11-12	4	2	1	-	1	5	8	8	2	1	1	-	0	2	2	2	2	1	0	-	1	3	6	6
12-13	3	0	3	-	0	0	6	13	1	0	1	-	0	0	3	6	2	0	2	-	0	0	3	7
13-14	4	0	4	-	0	0	5	13	2	0	2	-	0	0	2	7	2	0	2	-	0	0	3	6
14-15	4	3	1	-	0	6	13	5	2	1	1	-	0	2	7	4	2	2	0	-	0	4	6	1
15-16	5	2	2	-	1	5	13	16	3	1	1	-	1	3	7	9	2	1	1	-	0	2	6	7
16-17	4	2	0	-	2	6	21	14	2	2	0	-	0	4	12	3	2	0	0	-	2	2	9	11
17-18	4	2	2	-	0	4	13	12	2	1	1	-	0	2	6	4	2	1	1	-	0	2	7	8
18-19	4	1	2	-	1	3	12	15	2	1	1	-	0	2	3	3	2	0	1	-	1	1	9	12
Totals	**225**	**98**	**101**	**16**	**10**	**222**	**791**	**806**	**114**	**57**	**43**	**9**	**5**	**128**	**440**	**387**	**111**	**41**	**58**	**7**	**5**	**94**	**351**	**419**

SERIES INFORMATION

	Overall	at Washington	at Pittsburgh
All-Time Series (W-L-T-OT)	WSH trails, 98-101-16-10	WSH leads, 57-43-9-5	WSH trails, 41-58-7-5
Current Streak	2 PIT win (12/19/18-3/12/19)	1 PIT win (12/19/18)	1 PIT win (3/12/19)
Last Washington Win	11/7/18 (2-1)	11/7/18 (2-1)	4/1/18 (3-1)
Last Pittsburgh Win	3/12/19 (3-5)	12/19/18 (1-2)	3/12/19 (3-5)
Last Tie	12/22/01 (4-4)	12/22/01 (4-4)	2/4/98 (2-2)
Last Overtime Game	10/4/18 (L, 6-7 OT)	4/7/16 (L, 3-4 OT)	10/4/18 (L, 6-7 OT)
Overtime Record	7-15-9	4-7-6	3-8-3
Last 10 Games (W-L-OT)	4-4-2	5-4-1	4-3-3
Longest Unbeaten Streak	15 (10/25/83-11/20/85)	9 (3/1/84-4/1/86)	11 (12/18/82-11/20/85)
Longest Winning Streak	9 (12/2/84-11/20/85)	9 (3/1/84-4/1/86)	6 (12/18/82-3/5/84)
Longest Winless Streak	8 (two times)	4 (three times)	9 (10/9/86-11/30/88)
Longest Losing Streak	8 (1/22/12-3/11/14)	4 (1/22/12-3/19/13)	7 (3/16/04-12/27/07)
Washington Shutouts (Last)	9 (1/28/15)	5 (1/28/15)	4 (12/27/14)
Pittsburgh Shutouts (Last)	9 (3/11/14)	3 (11/20/13)	6 (3/11/14)
Last Washington Hat Trick	A. Ovechkin (2/7/10)	A. Ovechkin (2/7/10)	R. Burridge (3/15/94)
Last Pittsburgh Hat Trick	E. Malkin (1/16/17)	M. Straka (1/8/01)	E. Malkin (1/16/17)
Most Washington Goals	9 (two times)	9 (two times)	8 (10/29/91)
Most Pittsburgh Goals	12 (3/15/75)	7 (eight times)	12 (3/15/75)

Pittsburgh Penguins

2018-19 WASHINGTON CAPITALS VS. PITTSBURGH PENGUINS

CAPITALS LOST SEASON SERIES, 1-2-1 • PITTSBURGH 3-1-0

WASHINGTON	PENGUINS	CAPITALS	ATTEND	GOALTENDERS	W. GOAL
NOV 7, 2018	1	2	18,506	BRADEN HOLTBY / CASEY DESMITH	T.J. OSHIE
DEC 19, 2018	2	1	18,506	MATT MURRAY / BRADEN HOLTBY	BRYAN RUST

PITTSBURGH	PENGUINS	CAPITALS	ATTEND	GOALTENDERS	W. GOAL
OCT 4, 2018	7	6	18,627	MATT MURRAY / BRADEN HOLTBY	KRIS LETANG
MAR 12, 2019	5	3	18,640	MATT MURRAY / BRADEN HOLTBY	PHIL KESSEL

CAPITALS	GP	G	A	P	+/-	PIM	PP	SH	GW	EN	S	%
T.J. OSHIE	4	3	3	6	4	0	0	0	1	0	7	42.9
JOHN CARLSON	4	2	3	5	2	0	1	0	0	0	13	15.4
NICKLAS BACKSTROM	4	0	4	4	3	2	0	0	0	0	6	0.0
JAKUB VRANA	4	3	0	3	5	4	0	0	0	0	8	37.5
ALEX OVECHKIN	4	2	1	3	0	4	1	0	0	0	16	12.5
EVGENY KUZNETSOV	4	0	2	2	0	2	0	0	0	0	14	0.0
LARS ELLER	4	1	0	1	-3	4	0	0	0	0	8	12.5
BROOKS ORPIK	2	1	0	1	0	0	0	0	0	0	3	33.3
DMITRY ORLOV	4	0	1	1	0	0	0	0	0	0	12	0.0
BRETT CONNOLLY	4	0	1	1	-3	2	0	0	0	0	16	0.0
CHRISTIAN DJOOS	2	0	1	1	2	0	0	0	0	0	0	0.0
TOM WILSON	2	0	1	1	0	7	0	0	0	0	2	0.0
MATT NISKANEN	4	0	0	0	0	4	0	0	0	0	9	0.0
NICK JENSEN	2	0	0	0	1	0	0	0	0	0	2	0.0
MICHAL KEMPNY	3	0	0	0	0	6	0	0	0	0	3	0.0
CHANDLER STEPHENSON	2	0	0	0	-3	0	0	0	0	0	0	0.0
DMITRIJ JASKIN	2	0	0	0	0	0	0	0	0	0	1	0.0
DEVANTE SMITH-PELLY	3	0	0	0	0	0	0	0	0	0	7	0.0
NIC DOWD	3	0	0	0	0	0	0	0	0	0	1	0.0
JONAS SIEGENTHALER	1	0	0	0	0	2	0	0	0	0	0	0.0
CARL HAGELIN	2	0	0	0	-1	0	0	0	0	0	2	0.0
ANDRE BURAKOVSKY	3	0	0	0	-1	0	0	0	0	0	0	0.0
TRAVIS BOYD	3	0	0	0	0	2	0	0	0	0	1	0.0
MADISON BOWEY	3	0	0	0	0	2	0	0	0	0	1	0.0
NATHAN WALKER	1	0	0	0	0	0	0	0	0	0	1	0.0

PENGUINS	GP	G	A	P	+/-	PIM	PP	SH	GW	EN	S	%
SIDNEY CROSBY	4	4	3	7	2	2	3	0	0	0	19	21.0
EVGENI MALKIN	4	1	5	6	-1	12	0	0	0	0	8	12.5
JAKE GUENTZEL	4	3	1	4	2	6	1	0	0	0	14	21.4
KRIS LETANG	3	2	2	4	1	2	1	0	1	0	9	22.2
PHIL KESSEL	4	1	3	4	-1	4	1	0	1	0	8	12.5
JUSTIN SCHULTZ	2	0	4	4	1	0	0	0	0	0	4	0.0
JARED MCCANN	2	2	1	3	0	0	0	0	0	1	6	33.3
DERICK BRASSARD	3	2	0	2	1	0	0	0	0	0	11	18.2
BRIAN DUMOULIN	4	0	2	2	0	2	0	0	0	0	5	0.0
JAMIE OLEKSIAK	3	1	0	1	-1	7	0	0	0	0	1	100.0
BRYAN RUST	3	1	0	1	-2	2	0	0	1	0	4	25.0
JEAN-SEBASTIEN DEA	1	1	0	1	2	0	0	0	0	0	2	50.0
DANIEL SPRONG	1	0	1	1	-1	0	0	0	0	0	0	0.0
DOMINIK SIMON	3	0	1	1	-1	0	0	0	0	0	4	0.0
RILEY SHEAHAN	4	0	1	1	-2	0	0	0	0	0	10	0.0
DEREK GRANT	1	0	1	1	0	0	0	0	0	0	0	0.0
PATRIC HORNQVIST	4	0	1	1	2	0	0	0	0	0	9	0.0
JACK JOHNSON	4	0	1	1	0	0	0	0	0	0	4	0.0
CHAD RUHWEDEL	1	0	0	0	0	0	0	0	0	0	2	0.0
OLLI MAATTA	3	0	0	0	-1	0	0	0	0	0	7	0.0
ZACH TROTMAN	1	0	0	0	0	0	0	0	0	0	1	0.0
MATT CULLEN	4	0	0	0	-2	0	0	0	0	0	2	0.0
GARRETT WILSON	3	0	0	0	0	0	0	0	0	0	3	0.0
NICK BJUGSTAD	2	0	0	0	1	0	0	0	0	0	8	0.0
MARCUS PETTERSSON	3	0	0	0	-2	2	0	0	0	0	2	0.0
JOSEPH BLANDISI	1	0	0	0	0	0	0	0	0	0	1	0.0
ERIK GUDBRANSON	3	0	0	0	-1	4	0	0	0	0	2	0.0
ZACH ASTON-REESE	2	0	0	0	0	0	0	0	0	0	2	0.0
TEDDY BLUEGER	1	0	0	0	1	0	0	0	0	0	1	0.0
CARL HAGELIN	4	0	0	0	-1	4	0	0	0	0	4	0.0
TANNER PEARSON	1	0	0	0	0	0	0	0	0	0	1	0.0

GOALTENDERS	GP	MIN	GA	GAA	SO	W	L	OT	SA	SV%
BRADEN HOLTBY	4	238	14	3.53	0	1	2	1	142	.901

POWER PLAY: 2 - 15 (13.3%)

PENALTY KILLING: 11 - 17 (64.7%)

GOALTENDERS	GP	MIN	GA	GAA	SO	W	L	OT	SA	SV%
MATT MURRAY	3	181	10	3.31	0	3	0	0	109	.908
CASEY DESMITH	1	59	2	2.03	0	0	1	0	22	.909

POWER PLAY: 6 - 17 (35.3%)

PENALTY KILLING: 13 - 15 (86.7%)

San Jose Sharks

CLUB INFORMATION

Founded **1991-92**
Home Arena ..... **SAP Center at San Jose (17,562)**
Stanley Cups ..... **None**
General Manager ..... **Doug Wilson**
Head Coach ..... **Peter DeBoer**
Assistant Coaches ..... **Steve Spott, Bob Boughner, Dave Barr**
Vice President of Media Relations & Broadcasting ..... **Scott Emmert**
2018-19 Record ..... 46-27-9 (101 points)
2018-19 Finish ..... 2nd, Pacific Division
2018-19 Playoffs ..... W. Conf. Final (def. by STL, 4-2)

Sap Center at San Jose
525 West Santa Clara Street
San Jose, CA 95113
408.287.7070
Fax: 408.999.5797
@SanJoseSharks

2019-20 MEETINGS

Dec. 3 at San Jose
Jan. 5 at Washington

ALL-TIME SERIES HISTORY

	TOTALS								HOME								AWAY							
YEAR	GP	W	L	T	OT	PTS	GF	GA	GP	W	L	T	OT	PTS	GF	GA	GP	W	L	T	OT	PTS	GF	GA
91-92	2	2	0	0	-	4	10	4	1	1	0	0	-	2	6	2	1	1	0	0	-	2	4	2
92-93	2	2	0	0	-	4	9	6	1	1	0	0	-	2	5	3	1	1	0	0	-	2	4	3
93-94	2	1	1	0	-	2	5	4	1	0	1	0	-	0	1	2	1	1	0	0	-	2	4	2
94-95	Teams did not meet in 1994-95																							
95-96	2	1	1	0	-	2	6	7	1	1	0	0	-	2	3	2	1	0	1	0	-	0	3	5
96-97	2	1	1	0	-	2	5	5	1	1	0	0	-	2	3	2	1	0	1	0	-	0	2	3
97-98	2	0	1	1	-	1	5	8	1	0	1	0	-	0	2	5	1	0	0	1	-	1	3	3
98-99	2	1	1	0	-	2	4	3	1	1	0	0	-	2	3	1	1	0	1	0	-	0	1	2
99-00	2	0	2	0	0	0	3	5	1	0	1	0	0	0	2	3	1	0	1	0	0	0	1	2
00-01	1	0	1	0	0	0	3	5	1	0	1	0	0	0	3	5	0	0	0	0	0	0	0	0
01-02	2	0	2	0	0	0	6	10	1	0	1	0	0	0	2	5	1	0	1	0	0	0	4	5
02-03	2	0	2	0	0	0	2	5	1	0	1	0	0	0	2	3	1	0	1	0	0	0	0	2
03-04	1	0	1	0	0	0	2	3	1	0	1	0	0	0	2	3	0	0	0	0	0	0	0	0
05-06	1	0	1	-	0	0	1	4	0	0	0	-	0	0	0	0	1	0	1	-	0	0	1	4
06-07	1	0	0	-	1	1	2	2	1	0	0	-	1	1	2	2	0	0	0	-	0	0	0	0
07-08	Teams did not meet in 2007-08																							
08-09	1	0	1	-	0	0	2	7	0	0	0	-	0	0	0	0	1	0	1	-	0	0	2	7
09-10	2	1	1	-	0	2	6	6	1	1	0	-	0	2	4	1	1	0	1	-	0	0	2	5
10-11	2	0	2	-	0	0	2	5	1	0	1	-	0	0	0	2	1	0	1	-	0	0	2	3
11-12	2	0	2	-	0	0	5	10	1	0	1	-	0	0	3	5	1	0	1	-	0	0	2	5
12-13	Teams did not meet in 2012-13																							
13-14	2	1	0	-	1	3	3	3	1	0	0	-	1	1	1	1	1	1	0	-	0	2	2	2
14-15	2	1	0	-	1	3	10	9	1	0	0	-	1	1	5	5	1	1	0	-	0	2	5	4
15-16	2	0	2	-	0	0	2	10	1	0	1	-	0	0	0	5	1	0	1	-	0	0	2	5
16-17	2	0	2	-	0	0	2	7	1	0	1	-	0	0	0	3	1	0	1	-	0	0	2	4
17-18	2	2	0	-	0	4	6	1	1	1	0	-	-	2	4	1	1	1	0	-	0	2	2	0
18-19	2	1	0	-	1	3	11	8	1	0	0	-	1	1	6	7	1	1	0	-	0	2	5	1
Totals	**43**	**14**	**24**	**1**	**4**	**33**	**112**	**137**	**22**	**7**	**11**	**0**	**4**	**18**	**59**	**68**	**21**	**7**	**13**	**1**	**0**	**15**	**53**	**69**

SERIES INFORMATION

	Overall	at Washington	at San Jose
All-Time Series (W-L-T-OT)	WSH trails, 14-24-1-4	WSH trails, 7-11-0-4	WSH trails, 7-13-1-0
Current Streak	1 WSH win (2/14/19)	1 SJ OT win (1/22/19)	2 WSH wins (3/10/18-2/14/19)
Last Washington Win	2/14/19 (5-1)	12/4/17 (4-1)	2/14/19 (5-1)
Last San Jose Win	1/22/19 (6-7 OT)	1/22/19 (6-7 OT)	3/9/17 (2-4)
Last Tie	12/10/97 (3-3)	None	12/10/97 (3-3)
Last Overtime Game	1/22/19 (L, 6-7 OT)	1/22/19 (L, 6-7 OT)	2/11/15 (W, 5-4 OT)
Overtime Record	2-4-1	0-4-0	2-0-1
Last 10 Games (W-L-T-OT)	4-4-2	2-4-4	4-6-0
Longest Unbeaten Streak	5 (2/9/92-10/30/93)	2 (three times)	3 (2/18/92-10/30/93)
Longest Winning Streak	5 (2/9/92-10/30/93)	2 (two times)	3 (2/18/92-10/30/93)
Longest Winless Streak	11 (10/16/99-11/22/08)	6 (two times)	12 (12/2/95-1/7/12)
Longest Losing Streak	11 (10/16/99-11/22/08)	6 (two times)	9 (12/12/98-1/7/12)
Washington Shutouts (Last)	1 (3/10/18)	None	3/10/18
San Jose Shutouts (Last)	4 (11/8/16)	3 (11/8/16)	1 (12/14/02)
Last Washington Hat Trick	A. Ovechkin (1/22/19)	A. Ovechkin (1/22/19)	None
Last San Jose Hat Trick	T. Hertl (1/22/19)	T. Hertl (1/22/19)	None
Most Washington Goals	6 (two times)	6 (two times)	5 (2/14/19)
Most San Jose Goals	7 (twice)	7 (1/22/19)	7 (11/22/08)

San Jose Sharks

2018-19 WASHINGTON CAPITALS VS. SAN JOSE SHARKS

CAPITALS WON SEASON SERIES, 1-0-1 • SAN JOSE 1-1-0

WASHINGTON	SHARKS	CAPITALS	ATTEND	GOALTENDERS	W. GOAL
JAN 22, 2019	7	6	18,506	MARTIN JONES / BRADEN HOLTBY	TOMAS HERTL

SAN JOSE	SHARKS	CAPITALS	ATTEND	GOALTENDERS	W. GOAL
FEB 14, 2019	1	5	17,562	BRADEN HOLTBY / MARTIN JONES	JAKUB VRANA

CAPITALS	GP	G	A	P	+/-	PIM	PP	SH	GW	EN	S	%
ALEX OVECHKIN	2	4	2	6	0	0	1	0	0	0	9	44.4
T.J. OSHIE	2	3	3	6	2	2	1	0	0	0	9	33.3
JAKUB VRANA	2	1	3	4	4	0	0	0	1	0	5	20.0
NICKLAS BACKSTROM	2	0	4	4	1	0	0	0	0	0	2	0.0
TOM WILSON	2	1	2	3	3	0	0	0	0	1	5	20.0
EVGENY KUZNETSOV	2	1	2	3	2	0	0	0	0	0	7	14.3
JOHN CARLSON	2	0	2	2	1	2	0	0	0	0	4	0.0
ANDRE BURAKOVSKY	2	1	0	1	0	0	0	0	0	0	3	33.3
CHANDLER STEPHENSON	2	0	1	1	0	0	0	0	0	0	1	0.0
TRAVIS BOYD	1	0	1	1	0	0	0	0	0	0	0	0.0
MATT NISKANEN	2	0	0	0	0	2	0	0	0	0	4	0.0
MICHAL KEMPNY	2	0	0	0	-1	2	0	0	0	0	1	0.0
DMITRY ORLOV	2	0	0	0	3	0	0	0	0	0	2	0.0
BRETT CONNOLLY	2	0	0	0	-1	0	0	0	0	0	4	0.0
LARS ELLER	2	0	0	0	-1	2	0	0	0	0	6	0.0
DMITRIJ JASKIN	2	0	0	0	0	2	0	0	0	0	3	0.0
DEVANTE SMITH-PELLY	1	0	0	0	0	0	0	0	0	0	0	0.0
CHRISTIAN DJOOS	1	0	0	0	0	0	0	0	0	0	1	0.0
JONAS SIEGENTHALER	1	0	0	0	1	0	0	0	0	0	1	0.0
BROOKS ORPIK	2	0	0	0	3	0	0	0	0	0	1	0.0
CARL HAGELIN	1	0	0	0	0	2	0	0	0	0	2	0.0

SHARKS	GP	G	A	P	+/-	PIM	PP	SH	GW	EN	S	%
TOMAS HERTL	2	3	1	4	-2	0	2	0	1	0	7	42.9
JOE PAVELSKI	2	1	3	4	2	2	0	0	0	0	4	25.0
GUSTAV NYQUIST	3	1	2	3	0	0	0	0	0	0	9	11.1
LOGAN COUTURE	2	1	2	3	2	0	0	0	0	0	6	16.7
EVANDER KANE	2	2	0	2	-3	2	0	0	0	0	9	22.2
JOE THORNTON	2	0	2	2	-1	2	0	0	0	0	0	0.0
TIMO MEIER	2	0	2	2	3	0	0	0	0	0	9	0.0
BRENT BURNS	2	0	2	2	-2	2	0	0	0	0	12	0.0
KEVIN LABANC	2	1	0	1	0	0	0	0	0	0	5	20.0
TIM HEED	2	0	1	1	-1	2	0	0	0	0	3	0.0
BRENDEN DILLON	2	0	0	0	-3	2	0	0	0	0	3	0.0
MICHEAL HALEY	1	0	0	0	0	0	0	0	0	0	1	0.0
MARCUS SORENSEN	2	0	0	0	0	0	0	0	0	0	1	0.0
BARCLAY GOODROW	2	0	0	0	-2	0	0	0	0	0	1	0.0
JOONAS DONSKOI	2	0	0	0	-4	0	0	0	0	0	1	0.0
MARC-EDOUARD VLASIC	1	0	0	0	0	0	0	0	0	0	0	0.0
JOAKIM RYAN	1	0	0	0	0	0	0	0	0	0	0	0.0
RADIM SIMEK	2	0	0	0	0	2	0	0	0	0	3	0.0
LUKAS RADIL	2	0	0	0	-2	0	0	0	0	0	1	0.0
JUSTIN BRAUN	2	0	0	0	-2	0	0	0	0	0	4	0.0
MELKER KARLSSON	2	0	0	0	-2	0	0	0	0	0	0	0.0

GOALTENDER	GP	MIN	GA	GAA	SO	W	L	OT	SA	SV%
BRADEN HOLTBY	2	122	8	3.94	0	1	0	1	69	.884

POWER PLAY: 2 - 7 (28.6%)

PENALTY KILLING: 5 - 7 (71.4%)

GOALTENDER	GP	MIN	GA	GAA	SO	W	L	OT	SA	SV%
MARTIN JONES	2	117	10	5.12	0	1	1	0	67	.851

POWER PLAY: 2 - 7 (28.6%)

PENALTY KILLING: 5 - 7 (71.4%)

St. Louis Blues

CLUB INFORMATION

Founded **1967-68**
Home Arena ..... **Enterprise Center (18,400)**
Stanley Cups ..... **1 (2019)**
President of Hockey Operations, General Manager/Alt. Gov. ..... **Doug Armstrong**
Head Coach ..... **Craig Berube**
Assistant Coaches ..... **Mike Van Ryn, Steve Ott, Marc Savard**
Vice President, Media & Brand Communications ..... **Mike Caruso**
2018-19 Record ..... 45-28-9 (99 points)
2018-19 Finish ..... 3rd, Central Division
2018-19 Playoffs ..... Won Stanley Cup (def. BOS 4-3)

Enterprise Center
1401 Clark Ave.
St. Louis, MO 63103
314.622.2500
Fax: 314.622.2582
@StLouisBlues

2019-20 MEETINGS

Oct. 2 at St. Louis
Mar. 24 at Washington

ALL-TIME SERIES HISTORY

	TOTALS								HOME								AWAY							
YEAR	GP	W	L	T	OT	PTS	GF	GA	GP	W	L	T	OT	PTS	GF	GA	GP	W	L	T	OT	PTS	GF	GA
74-75	4	0	4	0	-	0	6	25	2	0	2	0	-	0	3	10	2	0	2	0	-	0	3	15
75-76	4	0	4	0	-	0	7	20	2	0	2	0	-	0	3	7	2	0	2	0	-	0	4	13
76-77	4	3	1	0	-	6	14	10	2	2	0	0	-	4	8	4	2	1	1	0	-	2	6	6
77-78	4	1	1	2	-	4	9	9	2	1	1	0	-	2	4	4	2	0	0	2	-	2	5	5
78-79	4	2	2	0	-	4	14	16	2	1	1	0	-	2	8	8	2	1	1	0	-	2	6	8
79-80	4	2	2	0	-	4	14	18	2	2	0	0	-	4	11	7	2	0	2	0	-	0	3	11
80-81	4	0	2	2	-	2	12	16	2	0	1	1	-	1	5	6	2	0	1	1	-	1	7	10
81-82	3	2	1	0	-	4	21	12	2	2	0	0	-	4	17	5	1	0	1	0	-	0	4	7
82-83	3	1	1	1	-	3	12	12	1	0	1	0	-	0	3	4	2	1	0	1	-	3	9	8
83-84	3	2	1	0	-	4	12	8	2	1	1	0	-	2	8	6	1	1	0	0	-	2	4	2
84-85	3	2	0	1	-	5	14	10	1	1	0	0	-	2	7	5	2	1	0	1	-	3	7	5
85-86	3	3	0	0	-	6	14	9	2	2	0	0	-	4	9	5	1	1	0	0	-	2	5	4
86-87	3	2	0	1	-	5	14	10	1	1	0	0	-	2	5	3	2	1	0	1	-	3	9	7
87-88	3	0	2	1	-	1	5	9	2	0	1	1	-	1	4	6	1	0	1	0	-	0	1	3
88-89	3	2	0	1	-	5	13	10	1	1	0	0	-	2	4	3	2	1	0	1	-	3	9	7
89-90	3	0	2	1	-	1	2	6	2	0	1	1	-	1	2	5	1	0	1	0	-	0	0	1
90-91	3	0	2	1	-	1	7	12	1	0	1	0	-	0	1	2	2	0	1	1	-	1	6	10
91-92	3	2	1	0	-	4	15	12	1	1	0	0	-	2	6	4	2	1	1	0	-	2	9	8
92-93	2	2	0	0	-	4	15	8	1	1	0	0	-	2	5	2	1	1	0	0	-	2	10	6
93-94	2	2	0	0	-	4	9	5	1	1	0	0	-	2	5	2	1	1	0	0	-	2	4	3
94-95	Teams did not meet in 1994-95																							
95-96	2	2	0	0	-	4	7	2	1	1	0	0	-	2	4	1	1	1	0	0	-	2	3	1
96-97	2	2	0	0	-	4	9	6	1	1	0	0	-	2	3	2	1	1	0	0	-	2	6	4
97-98	2	1	1	0	-	2	6	7	1	1	0	0	-	2	4	2	1	0	1	0	-	0	2	5
98-99	2	0	2	0	-	0	4	8	1	0	1	0	-	0	2	4	1	0	1	0	-	0	2	4
99-00	2	0	1	1	0	1	2	3	1	0	0	1	0	1	1	1	1	0	1	0	0	0	1	2
00-01	1	0	1	0	0	0	0	2	0	0	0	0	0	0	0	0	1	0	1	0	0	0	0	2
01-02	2	0	2	0	0	0	2	8	1	0	1	0	0	0	1	4	1	0	1	0	0	0	1	4
02-03	1	0	1	0	0	0	3	5	1	0	1	0	0	0	3	5	0	0	0	0	0	0	0	0
03-04	1	0	1	0	0	0	1	4	0	0	0	0	0	0	0	0	1	0	1	0	0	0	1	4
05-06	1	1	0	-	0	2	4	4	1	1	0	-	0	2	4	4	0	0	0	-	0	0	0	0
06-07	Teams did not meet in 2006-07																							
07-08	1	0	1	-	0	0	3	4	0	0	0	-	0	0	0	0	1	0	1	-	0	0	3	4
08-09	1	1	0	-	0	2	4	2	1	1	0	-	0	2	4	2	0	0	0	-	0	0	0	0
09-10	1	0	0	-	1	1	3	3	0	0	0	-	0	0	0	0	1	0	0	-	1	1	3	3
10-11	2	2	0	-	0	4	7	3	1	1	0	-	0	2	3	2	1	1	0	-	0	2	4	1
11-12	1	0	1	-	0	0	1	2	1	0	1	-	0	0	1	2	0	0	0	-	0	0	0	0
12-13	Teams did not meet in 2012-13																							
13-14	2	2	0	-	0	4	8	2	1	1	0	-	0	2	4	1	1	1	0	-	0	2	4	1
14-15	2	0	2	-	0	0	4	8	1	0	1	-	0	0	3	4	1	0	1	-	0	0	1	4
15-16	2	1	1	-	0	2	5	5	1	0	1	-	0	0	0	4	1	1	0	-	0	2	5	1
16-17	2	2	0	-	0	4	11	6	1	1	0	-	0	2	4	3	1	1	0	-	0	2	7	3
17-18	2	2	0	-	0	4	8	5	1	1	0	-	0	2	4	3	1	1	0	-	0	2	4	2
18-19	2	0	2	-	0	0	3	9	1	0	1	-	0	0	1	4	1	0	1	-	0	0	2	5
Totals	**99**	**44**	**42**	**12**	**1**	**101**	**324**	**335**	**49**	**26**	**19**	**4**	**0**	**56**	**164**	**146**	**50**	**18**	**23**	**8**	**1**	**45**	**160**	**189**

SERIES INFORMATION

	Overall	at Washington	at St. Louis
All-Time Series (W-L-T-OT)	WSH leads, 44-42-12-1	WSH leads, 26-19-4-0	WSH trails, 18-23-8-1
Current Streak	2 STL wins (1/3/19-1/14/19)	1 STL win (1/3/19)	1 STL win (1/14/19)
Last Washington Win	4/2/18 (4-2)	1/7/18 (4-3 OT)	4/2/18 (4-2)
Last St. Louis Win	1/14/19 (1-4)	1/14/19 (1-4)	1/3/19 (2-5)
Last Tie	1/1/00 (1-1)	1/1/00 (1-1)	12/20/90 (3-3)
Last Overtime Game	1/7/18 (W, 4-2 OT)	1/7/18 (W, 4-3 OT)	2/13/10 (L, 3-4 SO)
Overtime Record	2-0-9	2-0-4	0-0-5
Last 10 Games (W-L-OT)	5-5-0	6-4-0	5-4-1
Longest Unbeaten Streak	11 (3/25/84 - 12/20/87)	6 (3/17/92 - 12/29/97)	9 (10/30/82-3/14/87)
Longest Winning Streak	9 (3/17/92 - 3/25/97)	6 (3/17/92 - 12/29/97)	4 (2/11/93-10/26/96)
Longest Winless Streak	9 (11/28/98-10/18/03)	4 (two times)	8 (10/25/97-2/13/10)
Longest Losing Streak	8 (12/7/74 - 2/13/76)	4 (12/8/74-2/13/76)	8 (10/25/97-2/13/10)
Washington Shutouts (Last)	None	None	None
St. Louis Shutouts (Last)	4 (3/26/16)	2 (3/26/16)	2 (11/2/00)
Last Washington Hat Trick	A. Ovechkin (11/23/16)	A. Ovechkin (11/23/16)	A. Ovechkin (4/9/16)
Last St. Louis Hat Trick	B. Hull (2/27/92)	none	B. Hull (2/27/92)
Most Washington Goals	10 (2/11/93)	9 (2/25/82)	10 (2/11/93)
Most St. Louis Goals	9 (11/15/75)	7 (2/23/75)	9 (11/15/75)

St. Louis Blues

2018-19 WASHINGTON CAPITALS VS. ST. LOUIS BLUES

CAPITALS LOST SEASON SERIES, 0-2-0 • St. LOUIS 2-0-0

WASHINGTON	BLUES	CAPITALS	ATTEND	GOALTENDERS	W. GOAL
JAN 14, 2019	4	1	18,506	JAKE ALLEN / PHEONIX COPLEY	VINCE DUNN

ST. LOUIS	BLUES	CAPITALS	ATTEND	GOALTENDERS	W. GOAL
JAN 3, 2019	5	2	17,200	JAKE ALLEN / BRADEN HOLTBY	OSKAR SUNDQVIST

CAPITALS	GP	G	A	P	+/-	PIM	PP	SH	GW	EN	S	%
ALEX OVECHKIN	2	2	0	2	-2	2	1	0	0	0	6	33.3
MICHAL KEMPNY	2	0	2	2	1	2	0	0	0	0	4	0.0
BRETT CONNOLLY	2	1	0	1	-2	0	0	0	0	0	4	25.0
DMITRY ORLOV	2	0	1	1	-4	0	0	0	0	0	0	0.0
LARS ELLER	2	0	1	1	-2	0	0	0	0	0	3	0.0
CARL HAGELIN	2	0	1	1	1	0	0	0	0	0	5	0.0
TRAVIS BOYD	1	0	1	1	0	0	0	0	0	0	0	0.0
JOHN CARLSON	2	0	1	1	0	0	0	0	0	0	3	0.0
MATT NISKANEN	2	0	0	0	-4	4	0	0	0	0	2	0.0
NICK JENSEN	1	0	0	0	1	0	0	0	0	0	3	0.0
JAKUB VRANA	2	0	0	0	-2	0	0	0	0	0	1	0.0
CHANDLER STEPHENSON	2	0	0	0	0	0	0	0	0	0	2	0.0
NICKLAS BACKSTROM	2	0	0	0	-2	0	0	0	0	0	3	0.0
DMITRIJ JASKIN	1	0	0	0	0	0	0	0	0	0	3	0.0
DEVANTE SMITH-PELLY	1	0	0	0	0	0	0	0	0	0	3	0.0
NIC DOWD	1	0	0	0	0	0	0	0	0	0	0	0.0
TOM WILSON	2	0	0	0	-2	9	0	0	0	0	4	0.0
BROOKS ORPIK	2	0	0	0	-2	4	0	0	0	0	2	0.0
ANDRE BURAKOVSKY	2	0	0	0	-1	0	0	0	0	0	4	0.0
MADISON BOWEY	2	0	0	0	-1	0	0	0	0	0	0	0.0
T.J. OSHIE	2	0	0	0	-1	0	0	0	0	0	4	0.0
EVGENY KUZNETSOV	2	0	0	0	-1	2	0	0	0	0	6	0.0

BLUES	GP	G	A	P	+/-	PIM	PP	SH	GW	EN	S	%
RYAN O'REILLY	2	0	4	4	2	2	0	0	0	0	7	0.0
ALEX PIETRANGELO	2	1	2	3	4	4	0	0	0	0	7	14.3
DAVID PERRON	2	1	2	3	2	2	0	0	0	0	8	12.5
VINCE DUNN	2	1	1	2	1	2	0	0	1	0	2	50.0
IVAN BARBASHEV	2	1	1	2	1	0	0	0	0	0	2	50.0
VLADIMIR TARASENKO	1	1	1	2	2	2	1	0	0	0	2	50.0
JADEN SCHWARTZ	2	0	2	2	2	0	0	0	0	0	11	0.0
ROBERT THOMAS	1	1	0	1	1	0	0	0	0	0	1	100.0
TYLER BOZAK	1	1	0	1	0	0	0	0	0	0	2	50.0
COLTON PARAYKO	2	1	0	1	1	0	1	0	0	0	7	14.3
OSKAR SUNDQVIST	2	1	0	1	0	0	0	0	1	0	5	20.0
ROBERT BORTUZZO	2	0	1	1	0	5	0	0	0	0	2	0.0
MICHAEL DEL ZOTTO	1	0	1	1	0	0	0	0	0	0	3	0.0
CARL GUNNARSSON	1	0	0	0	4	0	0	0	0	0	0	0.0
JOEL EDMUNDSON	2	0	0	0	1	0	0	0	0	0	4	0.0
PAT MAROON	2	0	0	0	0	4	0	0	0	0	3	0.0
SAMMY BLAIS	1	0	0	0	1	0	0	0	0	0	0	0.0
BRAYDEN SCHENN	2	0	0	0	1	2	0	0	0	0	6	0.0
ZACH SANFORD	1	0	0	0	0	0	0	0	0	0	1	0.0
ROBBY FABBRI	1	0	0	0	1	0	0	0	0	0	0	0.0
JAY BOUWMEESTER	2	0	0	0	-1	0	0	0	0	0	1	0.0
ALEXANDER STEEN	1	0	0	0	1	0	0	0	0	0	5	0.0
JORDAN KYROU	1	0	0	0	0	0	0	0	0	0	2	0.0
JORDAN NOLAN	1	0	0	0	1	0	0	0	0	0	1	0.0

GOALTENDER	GP	MIN	GA	GAA	SO	W	L	OT	SA	SV%
BRADEN HOLTBY	1	60	5	5.00	0	0	1	0	42	.881
PHEONIX COPLEY	1	58	4	4.15	0	0	1	0	37	.892

GOALTENDER	GP	MIN	GA	GAA	SO	W	L	OT	SA	SV%
JAKE ALLEN	2	120	3	1.50	0	2	0	0	54	.944

POWER PLAY: 1 - 6 (16.7%)
PENALTY KILLING: 4 - 6 (66.7%)

POWER PLAY: 2 - 6 (33.3%)
PENALTY KILLING: 5 - 6 (83.3%)

Tampa Bay Lightning

CLUB INFORMATION

Founded **1992-93**
Home Arena ..... **Amalie Arena (19,092)**
Stanley Cups ..... **1 (2004)**
Vice President & General Manager, Alternate Governor ..... **Julien Brisebois**
Head Coach ..... **Jon Cooper**
Assistant Coaches ..... **Todd Richards, Jeff Halpern, Derek Lalonde**
Executive Vice President of Communications ..... **Bill Wickett**
2018-19 Record ..... 62-16-4 (128 points)
2018-19 Finish ..... 1st, Atlantic Division
2017-18 Playoffs ..... E. Conference First Round (def. by CBJ 4-0)

Amalie Arena
401 Channelside Drive
Tampa, FL 33602
813.301.6500
Fax: 813.301.1480
@TBLightning

2019-20 MEETINGS

Nov. 29 at Washington
Dec. 14 at Tampa Bay
Dec. 21 at Washington

ALL-TIME SERIES HISTORY

	TOTALS								HOME								AWAY							
YEAR	**GP**	**W**	**L**	**T**	**OT**	**PTS**	**GF**	**GA**	**GP**	**W**	**L**	**T**	**OT**	**PTS**	**GF**	**GA**	**GP**	**W**	**L**	**T**	**OT**	**PTS**	**GF**	**GA**
92-93	2	1	0	1	-	3	7	5	1	0	0	1	-	1	2	2	1	1	0	0	-	2	5	3
93-94	5	3	1	1	-	7	21	13	3	1	1	1	-	3	14	12	2	2	0	0	-	4	7	1
94-95	4	3	0	1	-	7	11	4	2	1	0	1	-	3	4	2	2	2	0	0	-	4	7	2
95-96	6	2	2	2	-	6	11	9	3	1	1	1	-	3	4	3	3	1	1	1	-	3	7	6
96-97	5	4	1	0	-	8	17	12	2	2	0	0	-	4	11	6	3	2	1	0	-	4	6	6
97-98	5	2	3	0	-	4	15	16	3	1	2	0	-	2	10	9	2	1	1	0	-	2	5	7
98-99	5	3	2	0	-	6	27	13	2	1	1	0	-	2	12	6	3	2	1	0	-	4	15	7
99-00	5	5	0	0	0	10	25	10	3	3	0	0	0	6	15	5	2	2	0	0	0	4	10	5
00-01	5	4	1	0	0	8	16	11	2	2	0	0	0	4	6	2	3	2	1	0	0	4	10	9
01-02	5	4	0	1	0	9	15	7	3	3	0	0	0	6	10	4	2	1	0	1	0	3	5	3
02-03	5	3	2	0	0	6	14	9	2	2	0	0	0	4	6	2	3	1	2	0	0	2	8	7
03-04	6	2	4	0	0	4	15	21	3	1	2	0	0	2	7	12	3	1	2	0	0	2	8	9
05-06	8	4	2	-	2	10	19	23	4	3	0	-	1	7	10	9	4	1	2	-	1	3	9	14
06-07	8	2	4	-	2	6	32	30	4	1	2	-	1	3	19	15	4	1	2	-	1	3	13	15
07-08	8	6	2	-	0	12	26	23	4	3	1	-	0	6	14	11	4	3	1	-	0	6	12	12
08-09	6	6	0	-	0	12	30	14	3	3	0	-	0	6	16	9	3	3	0	-	0	6	14	5
09-10	6	4	2	-	0	8	20	17	3	2	1	-	0	4	10	9	3	2	1	-	0	4	10	8
10-11	6	4	1	-	1	9	18	10	3	2	0	-	1	5	12	4	3	2	1	-	0	4	6	6
11-12	6	3	2	-	1	7	18	20	3	3	0	-	0	6	12	10	3	0	2	-	1	1	6	10
12-13	4	3	1	-	0	6	17	16	2	2	0	-	0	4	10	7	2	1	1	-	0	2	7	9
13-14	3	2	0	-	1	5	9	8	2	1	0	-	1	3	5	5	1	1	0	-	0	2	4	3
14-15	3	2	1	-	0	4	12	9	1	1	0	-	0	2	4	2	2	1	1	-	0	2	8	7
15-16	3	3	0	-	0	6	11	6	2	2	0	-	0	4	9	5	1	1	0	-	0	2	2	1
16-17	3	2	0	-	1	5	10	5	1	1	0	-	0	2	4	0	2	1	0	-	1	3	6	5
17-18	3	1	1	-	1	3	8	9	2	1	1	-	0	2	5	5	1	0	0	-	1	1	3	4
18-19	3	1	1	-	1	3	13	14	1	0	0	-	1	1	4	5	2	1	1	-	0	2	9	9
Totals	**128**	**79**	**33**	**6**	**10**	**174**	**437**	**333**	**64**	**43**	**12**	**4**	**5**	**95**	**235**	**162**	**64**	**36**	**21**	**2**	**5**	**79**	**202**	**171**

SERIES INFORMATION

	Overall	**at Washington**	**at Tampa Bay**
All-Time Series (W-L-T-OT)	WSH leads, 79-33-6-10	WSH leads, 43-12-4-5	WSH leads, 36-21-2-5
Current Streak	1 WSH win (3/30/19)	1 TB OT win (3/20/19)	1 WSH win (3/30/19)
Last Washington Win	3/30/19 (6-3)	11/24/17 (3-1)	3/30/19 (6-3)
Last Tampa Bay Win	3/20/19 (4-5 OT)	3/20/19 (4-5 OT)	3/16/19 (3-6)
Last Tie	10/23/01 (1-1)	3/31/96 (1-1)	10/23/01 (1-1)
Last Overtime Game	3/20/19 (L, 4-5 OT)	3/20/19 (L, 4-5 OT)	10/9/17 (L, 3-4 OT)
Overtime Record	5-5-16	3-2-11	2-3-5
Last 10 Games (W-L-OT)	5-2-3	7-1-2	6-2-2
Longest Unbeaten Streak	12 (12/15/07-12/5/09)	11 (2/3/99-12/23/02)	7 (12/15/07-12/5/09)
Longest Winning Streak	12 (12/15/07-12/5/09)	11 (2/3/99-12/23/02)	7 (12/15/07-12/5/09)
Longest Winless Streak	4 (two times)	3 (10/21/06-3/1/07)	5 (2/28/04-3/23/06)
Longest Losing Streak	4 (12/19/06-3/1/07)	3 (10/21/06-3/1/07)	5 (2/28/04-3/23/06)
Washington Shutouts (Last)	8 (12/23/16)	5 (12/23/16)	3 (12/5/09)
Tampa Bay Shutouts (Last)	5 (4/13/14)	1 (4/13/14)	3 (1/12/11)
Last Washington Hat Trick	T.J. Oshie (3/18/17)	N. Backstrom (12/13/14)	T.J. Oshie (3/18/17)
Last Tampa Bay Hat Trick	A. Killorn (3/16/19)	None	A. Killorn (3/16/19)
Most Washington Goals	10 (2/3/99)	10 (2/3/99)	8 (3/2/99)
Most Tampa Bay Goals	7 (1/12/10)	6 (10/21/06)	7 (1/12/10)

Tampa Bay Lightning

2018-19 WASHINGTON CAPITALS VS. TAMPA BAY LIGHTNING

CAPITALS LOST SEASON SERIES 1-1-1 • TAMPA BAY 2-1-0

WASHINGTON	LIGHTNING	CAPITALS	ATTEND	GOALTENDERS	W. GOAL
MAR 20, 2019	5	4	18,506	ANDREI VASILEVSKIY / BRADEN HOLTBY	VICTOR HEDMAN

TAMPA BAY	LIGHTNING	CAPITALS	ATTEND	GOALTENDERS	W. GOAL
MAR 16, 2019	6	3	19,092	ANDREI VASILEVSKIY / BRADEN HOLTBY	ERIK CERNAK
MAR 30, 2019	3	6	19,092	BRADEN HOLTBY / ANDREI VASILEVSKIY	NICKLAS BACKSTROM

CAPITALS	GP	G	A	P	+/-	PIM	PPG	SH	GW	EN	S	%
T.J. OSHIE	3	3	3	6	-1	2	2	0	0	0	9	33.3
ALEX OVECHKIN	3	4	1	5	1	2	2	0	0	0	26	15.4
JOHN CARLSON	3	1	4	5	1	0	0	0	0	0	13	7.7
NICKLAS BACKSTROM	3	2	2	4	-1	0	0	0	1	0	8	25.0
EVGENY KUZNETSOV	3	1	3	4	0	2	0	0	0	0	11	9.1
CARL HAGELIN	3	1	2	3	2	0	0	0	0	0	6	16.7
LARS ELLER	3	1	1	2	0	0	0	0	0	0	7	14.3
DMITRY ORLOV	3	0	2	2	0	2	0	0	0	0	5	0.0
MADISON BOWEY	1	1	0	1	0	0	0	0	0	0	2	50.0
NICK JENSEN	5	0	1	1	0	0	0	0	0	0	6	0.0
BRETT CONNOLLY	2	0	1	1	2	2	0	0	0	0	2	0.0
CHANDLER STEPHENSON	3	0	1	1	-2	0	0	0	0	0	1	0.0
CHRISTIAN DJOOS	1	0	1	1	0	0	0	0	0	0	2	0.0
TOM WILSON	3	0	1	1	0	21	0	0	0	0	1	0.0
MATT NISKANEN	3	0	0	0	0	2	0	0	0	0	12	0.0
MICHAL KEMPNY	2	0	0	0	0	2	0	0	0	0	5	0.0
JAKUB VRANA	3	0	0	0	-3	5	0	0	0	0	6	0.0
NIC DOWD	2	0	0	0	-1	2	0	0	0	0	2	0.0
BROOKS ORPIK	3	0	0	0	0	7	0	0	0	0	2	0.0
ANDRE BURAKOVSKY	3	0	0	0	0	0	0	0	0	0	2	0.0
TRAVIS BOYD	2	0	0	0	-1	0	0	0	0	0	1	0.0

LIGHTNING	GP	G	A	P	+/-	PIM	PPG	SH	GW	EN	S	%
NIKITA KUCHEROV	3	3	2	5	1	4	3	0	0	0	13	23.1
ALEX KILLORN	3	3	0	3	-1	0	0	0	0	1	11	27.3
J.T. MILLER	3	1	2	3	-2	0	0	0	0	0	5	20.0
VICTOR HEDMAN	3	1	2	3	3	0	0	0	1	0	4	25.0
STEVEN STAMKOS	3	1	2	3	-2	2	1	0	0	0	10	10.0
TYLER JOHNSON	3	2	0	2	3	0	0	0	0	0	6	33.3
YANNI GOURDE	3	1	1	2	1	7	0	0	0	1	3	33.3
ANTHONY CIRELLI	3	1	1	2	1	5	0	0	0	0	5	20.0
MATHIEU JOSEPH	2	0	2	2	0	0	0	0	0	0	1	0.0
ONDREJ PALAT	3	0	2	2	-1	6	0	0	0	0	3	0.0
RYAN MCDONAGH	3	0	2	2	2	2	0	0	0	0	4	0.0
MIKHAIL SERGACHEV	3	0	2	2	-1	6	0	0	0	0	3	0.0
ERIK CERNAK	3	1	0	1	-1	15	0	0	1	0	5	20.0
BRAYDEN POINT	3	0	1	1	0	2	0	0	0	0	1	0.0
ADAM ERNE	3	0	1	1	2	0	0	0	0	0	3	0.0
CEDRIC PAQUETTE	3	0	0	0	0	4	0	0	0	0	6	0.0
RYAN CALLAHAN	1	0	0	0	0	0	0	0	0	0	1	0.0
JAN RUTTA	4	0	0	0	0	2	0	0	0	0	2	0.0
BRAYDON COBURN	3	0	0	0	-3	2	0	0	0	0	5	0.0
SLATER KOEKKOEK	1	0	0	0	1	0	0	0	0	0	2	0.0

GOALTENDERS	GP	MIN	GA	GAA	SO	W	L	OT	SA	SV%
BRADEN HOLTBY	3	179	12	4.02	0	1	1	1	89	.865

GOALTENDERS	GP	MIN	GA	GAA	SO	W	L	OT	SA	SV%
ANDREI VASILEVSKIY	3	183	13	4.26	0	2	1	0	127	.898

POWER PLAY: 4 - 15 (26.7%)
PENALTY KILLING: 6 - 10 (60%)

POWER PLAY: 4 - 10 (40%)
PENALTY KILLING: 11 - 15 (73.3%)

Toronto Maple Leafs

CLUB INFORMATION

Founded **1917-18**
Home Arena ..... **Scotiabank Arena (19,800)**
Stanley Cups ..... **13 (most recent, 1967)**
President and Alternate Governor ..... **Brendan Shanahan**
General Manager ..... **Kyle Dubas**
Head Coach ..... **Mike Babcock**
Assistant Coaches ..... **Paul McFarland, Andrew Brewer, Dave Hakstol**
Director of Media Relations ..... **Steve Keogh**
2018-19 Record ..... 46-28-8 (100 points)
2018-19 Finish ..... 3rd, Atlantic Division
2018-19 Playoffs ..... E. Conf. First Round (def. by BOS, 4-3)

Scotiabank Arena
40 Bay Street, Suite 400
Toronto, Ont. M5J 2X2
416.815.5700,
Fax: 416.359.9331
@MapleLeafs

2019-20 MEETINGS

Oct. 16 at Washington
Oct. 29 at Toronto
Mar. 31 at Washington

ALL-TIME SERIES HISTORY

	TOTALS								HOME								AWAY							
YEAR	GP	W	L	T	OT	PTS	GF	GA	GP	W	L	T	OT	PTS	GF	GA	GP	W	L	T	OT	PTS	GF	GA
74-75	5	1	4	0	-	2	13	21	3	1	2	0	-	2	8	9	2	0	2	0	-	0	5	12
75-76	5	0	4	1	-	1	13	26	2	0	2	0	-	0	4	11	3	0	2	1	-	1	9	15
76-77	5	3	2	0	-	6	15	21	3	3	0	0	-	6	14	8	2	0	2	0	-	0	1	13
77-78	5	0	4	1	-	1	9	21	2	0	2	0	-	0	3	8	3	0	2	1	-	1	6	13
78-79	4	1	1	2	-	4	16	19	2	1	0	1	-	3	9	8	2	0	1	1	-	1	7	11
79-80	4	1	3	0	-	2	14	17	2	0	2	0	-	0	5	9	2	1	1	0	-	2	9	8
80-81	4	3	1	0	-	6	23	13	2	2	0	0	-	4	13	5	2	1	1	0	-	2	10	8
81-82	3	2	1	0	-	4	21	15	1	1	0	0	-	2	11	2	2	1	1	0	-	2	10	13
82-83	3	2	1	0	-	4	11	9	2	1	1	0	-	2	6	6	1	1	0	0	-	2	5	3
83-84	3	3	0	0	-	6	17	2	1	1	0	0	-	2	6	1	2	2	0	0	-	4	11	1
84-85	3	2	0	1	-	5	11	4	2	1	0	1	-	3	7	3	1	1	0	0	-	2	4	1
85-86	3	2	1	0	-	4	11	12	1	1	0	0	-	2	3	2	2	1	1	0	-	2	8	10
86-87	3	2	1	0	-	4	16	12	2	2	0	0	-	4	14	4	1	0	1	0	-	0	2	8
87-88	3	1	1	1	-	3	11	11	1	1	0	0	-	2	4	2	2	0	1	1	-	1	7	9
88-89	3	2	1	0	-	4	7	5	2	1	1	0	-	2	4	3	1	1	0	0	-	2	3	2
89-90	3	1	2	0	-	2	12	17	1	1	0	0	-	2	2	1	2	0	2	0	-	0	10	16
90-91	3	1	2	0	-	2	10	13	2	1	1	0	-	2	7	8	1	0	1	0	-	0	3	5
91-92	3	3	0	0	-	6	13	7	2	2	0	0	-	4	8	3	1	1	0	0	-	2	5	4
92-93	2	2	0	0	-	4	9	6	1	1	0	0	-	2	3	1	1	1	0	0	-	2	6	5
93-94	2	0	2	0	-	0	2	9	1	0	1	0	-	0	1	2	1	0	1	0	-	0	1	7
94-95	Teams did not meet in 1994-95																							
95-96	2	1	1	0	-	2	5	9	1	1	0	0	-	2	4	3	1	0	1	0	-	0	1	6
96-97	2	2	0	0	-	4	9	4	1	1	0	0	-	2	6	3	1	1	0	0	-	2	3	1
97-98	2	2	0	0	-	4	9	4	1	1	0	0	-	2	5	3	1	1	0	0	-	2	4	1
98-99	4	3	1	0	-	6	16	11	2	2	0	0	-	4	8	4	2	1	1	0	-	2	8	7
99-00	4	1	2	1	0	3	14	15	2	1	1	0	0	2	8	7	2	0	1	1	0	1	6	8
00-01	3	2	0	0	1	5	10	9	2	1	0	0	1	3	7	7	1	1	0	0	0	2	3	2
01-02	4	1	2	1	0	3	11	13	2	0	1	1	0	1	5	6	2	1	1	0	0	2	6	7
02-03	4	0	3	0	1	1	10	19	2	0	2	0	0	0	3	10	2	0	1	0	1	1	7	9
03-04	4	0	2	2	0	2	7	11	2	0	1	1	0	1	4	5	2	0	1	1	0	1	3	6
05-06	4	3	1	-	0	6	18	14	2	2	0	-	0	4	9	5	2	1	1	-	0	2	9	9
06-07	4	2	2	-	0	4	9	13	2	1	1	-	0	2	6	8	2	1	1	-	0	2	3	5
07-08	4	2	2	-	0	4	13	8	2	1	1	-	0	2	4	4	2	1	1	-	0	2	9	4
08-09	4	2	1	-	1	5	9	6	2	1	1	-	0	2	5	3	2	1	0	-	1	3	4	3
09-10	4	2	1	-	1	5	16	12	2	2	0	-	0	4	12	5	2	0	1	-	1	1	4	7
10-11	4	3	0	-	1	7	14	11	2	1	0	-	1	3	8	8	2	2	0	-	0	4	6	3
11-12	4	3	1	-	0	6	11	11	2	2	0	-	0	4	6	2	2	1	1	-	0	2	5	9
12-13	3	1	2	-	0	2	9	7	2	1	1	-	0	2	7	4	1	0	1	-	0	0	2	3
13-14	3	2	0	-	1	5	8	5	2	2	0	-	0	4	7	4	1	0	0	-	1	1	1	1
14-15	3	2	1	-	0	4	12	8	1	1	0	-	0	2	4	0	2	1	1	-	0	2	8	8
15-16	3	3	0	-	0	6	9	6	2	2	0	-	0	4	5	4	1	1	0	-	0	2	4	2
16-17	3	2	1	-	0	4	12	10	1	1	0	-	0	2	6	5	2	1	1	-	0	2	6	5
17-18	3	2	1	-	0	4	9	6	2	1	1	-	0	2	5	4	1	1	0	-	0	2	4	2
18-19	3	1	2	-	0	2	8	12	1	0	1	-	0	0	2	4	2	1	1	-	0	2	6	8
Totals	**147**	**74**	**57**	**10**	**6**	**164**	**502**	**484**	**75**	**46**	**23**	**4**	**2**	**98**	**268**	**204**	**72**	**28**	**34**	**6**	**4**	**66**	**234**	**280**

SERIES INFORMATION

	Overall	at Washington	at Toronto
All-Time Series (W-L-T-OT)	WSH leads, 74-57-10-6	WSH leads, 46-23-4-2	WSH trails, 28-34-6-4
Current Streak	1 WSH win (2/21/19)	1 TOR win (10/13/18)	1 WSH win (2/21/19)
Last Washington Win	2/21/19 (3-2)	3/3/18 (5-2 OT)	2/21/19 (3-2)
Last Toronto Win	1/23/19 (3-6)	10/13/18 (2-4)	1/23/19 (3-6)
Last Tie	12/19/03 (2-2)	12/19/03 (2-2)	10/13/03 (2-2)
Last Overtime Game	1/3/17 (6-5 OT)	1/3/17 (6-5 OT)	11/23/13 (L, 1-2 SO)
Overtime Record	5-6-6	3-2-3	2-4-3
Last 10 Games (W-L-OT)	6-4-0	8-2-0	5-4-1
Longest Unbeaten Streak	8 (12/17/83-12/10/85)	7 (two times)	6 (4/3/82-10/16/85)
Longest Winning Streak	7 (2/16/96-1/1/99)	7 (4/16/13-1/3/17)	6 (4/3/82-10/16/85)
Longest Winless Streak	8 (11/26/03-1/21/04)	7 (3/1/01-1/21/04)	12 (11/30/74-3/28/79)
Longest Losing Streak	4 (two times)	3 (two times)	4 (3/20/76-11/16/77)
Washington Shutouts (Last)	5 (3/1/15)	4 (3/1/15)	1 (1/28/84)
Toronto Shutouts (Last)	4 (10/17/17)	1 (10/17/17)	3 (3/6/07)
Last Washington Hat Trick	A. Ovechkin (11/25/17)	P. Bondra (2/1/01)	A. Ovechkin (11/25/17)
Last Toronto Hat Trick	N. Kadri (1/23/19)	none	N. Kadri (1/23/19)
Most Washington Goals	11 (12/11/81)	11 (12/11/81)	8 (two times)
Most Toronto Goals	10 (2/12/77)	7 (11/2/06)	10 (2/12/77)

Toronto Maple Leafs

2018-19 WASHINGTON CAPITALS VS. TORONTO MAPLE LEAFS

CAPITALS LOST SEASON SERIES 1-2-0 • TORONTO 2-1-0

WASHINGTON	MAPLE LEAFS	CAPITALS	ATTEND	GOALTENDERS	W. GOAL
OCT 13, 2018	4	2	18,506	FREDERIK ANDERSEN / BRADEN HOLTBY	JOSH LEIVO

TORONTO	MAPLE LEAFS	CAPITALS	ATTEND	GOALTENDERS	W. GOAL
JAN 23, 2019	6	3	19,148	FREDERIK ANDERSEN / BRADEN HOLTBY	NAZEM KADRI
FEB 21, 2019	2	3	19,378	BRADEN HOLTBY / FREDERIK ANDERSEN	TOM WILSON

CAPITALS	GP	G	A	P	+/-	PIM	PPG	SH	GW	EN	S	%
ALEX OVECHKIN	3	2	2	4	-1	2	1	0	0	0	8	25.0
NICK JENSEN	4	2	1	3	0	2	0	0	0	0	10	20.0
NICKLAS BACKSTROM	3	1	2	3	1	0	1	0	0	0	9	11.1
EVGENY KUZNETSOV	3	1	2	3	-1	0	1	0	0	0	10	10.0
T.J. OSHIE	3	0	3	3	0	0	0	0	0	0	5	0.0
TOM WILSON	2	1	1	2	1	0	0	1	1	0	6	16.7
LARS ELLER	3	0	2	2	-4	2	0	0	0	0	5	0.0
JOHN CARLSON	3	0	2	2	-2	2	0	0	0	0	9	0.0
MATT NISKANEN	3	1	0	1	-1	0	0	0	0	0	4	25.0
BRETT CONNOLLY	3	1	0	1	-4	0	0	0	0	0	5	20.0
CHANDLER STEPHENSON	3	1	0	1	-1	0	0	0	0	0	1	100.0
MICHAL KEMPNY	3	0	1	1	1	4	0	0	0	0	4	0.0
DMITRY ORLOV	3	0	0	0	-1	0	0	0	0	0	7	0.0
JAKUB VRANA	3	0	0	0	-1	2	0	0	0	0	7	0.0
DMITRIJ JASKIN	1	0	0	0	-1	0	0	0	0	0	0	0.0
DEVANTE SMITH-PELLY	2	0	0	0	-2	0	0	0	0	0	6	0.0
NIC DOWD	2	0	0	0	-1	0	0	0	0	0	2	0.0
CHRISTIAN DJOOS	2	0	0	0	-2	0	0	0	0	0	0	0.0
JONAS SIEGENTHALER	1	0	0	0	0	0	0	0	0	0	3	0.0
BROOKS ORPIK	2	0	0	0	-4	0	0	0	0	0	1	0.0
CARL HAGELIN	2	0	0	0	-1	2	0	0	0	0	5	0.0
ANDRE BURAKOVSKY	3	0	0	0	-3	2	0	0	0	0	3	0.0
TRAVIS BOYD	2	0	0	0	-1	0	0	0	0	0	2	0.0
MADISON BOWEY	1	0	0	0	0	0	0	0	0	0	2	0.0

MAPLE LEAFS	GP	G	A	P	+/-	PIM	PPG	SH	GW	EN	S	%
NAZEM KADRI	2	3	1	4	6	0	0	0	1	0	4	75.0
AUSTON MATTHEWS	3	2	2	4	2	0	1	0	0	0	12	16.7
CONNOR BROWN	3	0	4	4	5	2	0	0	0	0	8	0.0
MORGAN RIELLY	3	0	4	4	3	2	0	0	0	0	8	0.0
WILLIAM NYLANDER	2	0	3	3	3	0	0	0	0	0	8	0.0
ANDREAS JOHNSSON	2	1	1	2	1	0	0	0	0	0	11	9.1
KASPERI KAPANEN	3	1	1	2	0	0	0	0	0	0	5	20.0
JOHN TAVARES	3	1	1	2	-2	2	0	0	0	0	10	10.0
MITCHELL MARNER	3	1	0	1	0	0	0	0	0	1	7	14.3
JOSH LEIVO	2	1	0	1	0	0	1	0	1	0	3	33.3
PAR LINDHOLM	3	1	0	1	1	0	0	0	0	0	2	50.0
NIKITA ZAITSEV	3	1	0	1	2	4	0	0	0	0	2	50.0
RON HAINSEY	3	0	1	1	2	0	0	0	0	0	4	0.0
JAKE GARDINER	2	0	1	1	0	0	0	0	0	0	4	0.0
MARTIN MARINCIN	1	0	1	1	1	0	0	0	0	0	2	0.0
JAKE MUZZIN	1	0	0	0	-1	2	0	0	0	0	2	0.0
ZACH HYMAN	3	0	0	0	-2	0	0	0	0	0	4	0.0
PATRICK MARLEAU	3	0	0	0	1	2	0	0	0	0	4	0.0
NIC PETAN	1	0	0	0	0	0	0	0	0	0	1	0.0
TRAVIS DERMOTT	3	0	0	0	3	2	0	0	0	0	3	0.0
FREDERIK GAUTHIER	3	0	0	0	0	0	0	0	0	0	1	0.0
TREVOR MOORE	1	0	0	0	0	0	0	0	0	0	2	0.0
TYLER ENNIS	1	0	0	0	0	0	0	0	0	0	0	0.0
IGOR OZHIGANOV	2	0	0	0	1	0	0	0	0	0	2	0.0

GOALTENDERS	GP	MIN	GA	GAA	SO	W	L	OT	SA	SV%
BRADEN HOLTBY	3	176	11	3.74	0	1	2	0	106	.896

POWER PLAY: 3 - 7 (42.9%)

PENALTY KILLING: 4 - 6 (66.7%)

GOALTENDERS	GP	MIN	GA	GAA	SO	W	L	OT	SA	SV%
FREDERIK ANDERSEN	3	176	8	2.72	0	2	1	0	99	.919
MICHAEL HUTCHINSON	1	32	1	1.89	0	1	0	0	11	.909

POWER PLAY: 2 - 6 (33.3%)

PENALTY KILLING: 4 - 7 (57.1%)

Vancouver Canucks

CLUB INFORMATION

Founded **1970-71**
Home Arena ..... **Rogers Arena (18,910)**
Stanley Cups ..... **None**
General Manager ..... **Jim Benning**
Head Coach ..... **Travis Green**
Asst. Coaches ..... **Nolan Baumgartner, Newell Brown, Manny Malhotra**
Vice President, Communications & Community Partnerships ..... **Chris Brumwell**
2018-19 Record ..... 35-36-11 (81 points)
2018-19 Finish ..... 5th, Pacific Division
2018-19 Playoffs ..... DNQ

Rogers Arena
800 Griffiths Place
Vancouver, BC V6B 6G1
604.899.4600
Fax: 604.899.4640
@VanCanucks

2019-20 MEETINGS

Oct. 25 at Vancouver
Nov. 23 at Washington

ALL-TIME SERIES HISTORY

	TOTALS								HOME								AWAY							
YEAR	GP	W	L	T	OT	PTS	GF	GA	GP	W	L	T	OT	PTS	GF	GA	GP	W	L	T	OT	PTS	GF	GA
74-75	4	0	4	0	-	0	9	19	2	0	2	0	-	0	5	10	2	0	2	0	-	0	4	9
75-76	4	0	4	0	-	0	9	21	2	0	2	0	-	0	5	10	2	0	2	0	-	0	4	11
76-77	4	2	2	0	-	4	11	14	2	2	0	0	-	4	8	5	2	0	2	0	-	0	3	9
77-78	4	0	4	0	-	0	7	16	2	0	2	0	-	0	4	9	2	0	2	0	-	0	3	7
78-79	4	3	1	0	-	6	19	15	2	1	1	0	-	2	6	8	2	2	0	0	-	4	13	7
79-80	4	3	1	0	-	6	17	13	2	2	0	0	-	4	9	5	2	1	1	0	-	2	8	8
80-81	4	1	1	2	-	4	11	11	2	1	1	0	-	2	5	5	2	0	0	2	-	2	6	6
81-82	3	1	1	1	-	3	11	11	2	1	0	1	-	3	11	8	1	0	1	0	-	0	0	3
82-83	3	1	1	1	-	3	6	7	1	0	0	1	-	1	1	1	2	1	1	0	-	2	5	6
83-84	3	2	1	0	-	4	13	11	2	1	1	0	-	2	7	7	1	1	0	0	-	2	6	4
84-85	3	3	0	0	-	6	14	6	1	1	0	0	-	2	3	2	2	2	0	0	-	4	11	4
85-86	3	2	0	1	-	5	11	8	2	2	0	0	-	4	7	4	1	0	0	1	-	1	4	4
86-87	3	3	0	0	-	6	14	7	1	1	0	0	-	2	3	2	2	2	0	0	-	4	11	5
87-88	3	3	0	0	-	6	13	6	2	2	0	0	-	4	10	4	1	1	0	0	-	2	3	2
88-89	3	2	1	0	-	4	9	6	1	1	0	0	-	2	3	0	2	1	1	0	-	2	6	6
89-90	3	0	2	1	-	1	7	12	2	0	2	0	-	0	3	8	1	0	0	1	-	1	4	4
90-91	3	2	1	0	-	4	9	8	1	1	0	0	-	2	5	3	2	1	1	0	-	2	4	5
91-92	3	1	1	1	-	3	11	10	2	1	0	1	-	3	10	7	1	0	1	0	-	0	1	3
92-93	2	0	1	1	-	1	6	7	1	0	0	1	-	1	3	3	1	0	1	0	-	0	3	4
93-94	2	2	0	0	-	4	7	4	1	1	0	0	-	2	3	2	1	1	0	0	-	2	4	2
94-95	Teams did not meet in 1994-95																							
95-96	2	1	0	1	-	3	13	4	1	1	0	0	-	2	9	0	1	0	0	1	-	1	4	4
96-97	2	2	0	0	-	4	9	3	1	1	0	0	-	2	4	1	1	1	0	0	-	2	5	2
97-98	2	2	0	0	-	4	5	3	1	1	0	0	-	2	2	1	1	1	0	0	-	2	3	2
98-99	2	0	2	0	-	0	2	6	1	0	1	0	-	0	1	2	1	0	1	0	-	0	1	4
99-00	1	0	1	0	0	0	3	6	0	0	0	0	0	0	0	0	1	0	1	0	0	0	3	6
00-01	2	2	0	0	0	4	7	5	1	1	0	0	0	2	3	2	1	1	0	0	0	2	4	3
01-02	1	0	1	0	0	0	1	5	1	0	1	0	0	0	1	5	0	0	0	0	0	0	0	0
02-03	1	0	1	0	0	0	0	6	0	0	0	0	0	0	0	0	1	0	1	0	0	0	0	6
03-04	1	0	1	0	0	0	1	6	1	0	1	0	0	0	1	6	0	0	0	0	0	0	0	0
05-06	Teams did not meet in 2005-06																							
06-07	1	0	0	-	1	1	2	2	0	0	0	-	0	0	0	0	1	0	0	-	1	1	2	2
07-08	1	0	1	-	0	0	2	3	1	0	1	-	0	0	2	3	0	0	0	-	0	0	0	0
08-09	1	1	0	-	0	2	5	1	1	1	0	-	0	2	5	1	0	0	0	-	0	0	0	0
09-10	1	0	1	-	0	0	2	3	0	0	0	-	0	0	0	0	1	0	1	-	0	0	2	3
10-11	1	0	1	-	0	0	2	4	1	0	1	-	0	0	2	4	0	0	0	-	0	0	0	0
11-12	1	0	1	-	0	0	4	7	0	0	0	-	0	0	0	0	1	0	1	-	0	0	4	7
12-13	Teams did not meet in 2012-13																							
13-14	2	1	1	-	0	2	6	6	1	1	0	-	0	2	4	3	1	0	1	-	0	0	2	3
14-15	2	0	2	-	0	0	5	8	1	0	1	-	0	0	3	4	1	0	1	-	0	0	2	4
15-16	2	2	0	-	0	4	7	3	1	1	0	-	0	2	4	1	1	1	0	-	0	2	3	2
16-17	2	2	0	-	0	4	8	2	1	1	0	-	0	2	3	0	1	1	0	-	0	2	5	2
17-18	2	1	1	-	0	2	5	7	1	1	0	-	0	2	3	1	1	0	1	-	0	0	2	6
18-19	2	2	0	-	0	4	8	4	1	0	0	-	0	2	3	2	1	0	0	-	0	2	5	2
Totals	**97**	**47**	**40**	**9**	**1**	**104**	**311**	**306**	**48**	**28**	**17**	**4**	**0**	**60**	**161**	**139**	**48**	**19**	**23**	**5**	**1**	**44**	**150**	**167**

SERIES INFORMATION

	Overall	at Washington	at Vancouver
All-Time Series (W-L-T-OT)	WSH leads, 47-40-9-1	WSH leads, 28-17-4-0	WSH trails, 19-23-5-1
Current Streak	3 WSH win (1/9/18-2/5/19)	4 WSH wins (1/14/16-2/5/19)	1 WSH win (10/22/18)
Last Washington Win	2/5/19 (3-2)	2/5/19 (3-2)	10/22/18 (5-2)
Last Vancouver Win	10/26/17 (2-6)	12/2/14 (3-4)	10/26/17 (2-6)
Last Tie	2/10/96 (4-4)	3/2/93 (3-3)	2/10/96 (4-4)
Last Overtime Game	10/27/06 (L, 2-3 SO)	2/14/01 (W, 4-3 OT)	10/27/06 (L, 2-3 SO)
Overtime Record	4-0-6	2-0-2	2-0-4
Last 10 Games (W-L-T-OT)	7-3-0	6-4-0	3-6-1
Longest Unbeaten Streak	13 (10/28/84-10/25/88)	8 (2/5/91-11/4/97)	9 (2/18/83-10/25/88)
Longest Winning Streak	7 (10/28/86-10/25/88)	7 (2/26/85-3/5/89)	4 (two times)
Longest Winless Streak	9 (12/17/74-10/13/76)	4 (1/23/75-1/6/76)	8 (12/17/74-1/31/78)
Longest Losing Streak	9 (12/17/74-10/13/76)	4 (1/23/75-1/6/76)	8 (12/17/74-1/31/78)
Washington Shutouts (Last)	3 (12/11/16)	3 (12/11/16)	none
Vancouver Shutouts (Last)	2 (3/23/03)	none	2 (3/23/03)
Last Washington Hat Trick	M. Gartner (2/20/87)	none	M. Gartner (2/20/87)
Last Vancouver Hat Trick	D. Lever (2/1/75)	none	D. Lever (2/1/75)
Most Washington Goals	9 (3/12/96)	9 (3/12/96)	7 (12/9/78)
Most Vancouver Goals	7 (two times)	7 (3/2/75)	7 (10/14/75)

Vancouver Canucks

2018-19 WASHINGTON CAPITALS VS. VANCOUVER CANUCKS

CAPITALS WON SEASON SERIES, 2-0-0 • VANCOUVER 0-2-0

WASHINGTON	CANUCKS	CAPITALS	ATTEND	GOALTENDERS	W. GOAL
FEB 5, 2019	2	3	18,506	BRADEN HOLTBY / JACOB MARKSTROM	JAKUB VRANA

VANCOUVER	CANUCKS	CAPITALS	ATTEND	GOALTENDERS	W. GOAL
OCT 22, 2018	2	5	17,227	BRADEN HOLTBY / ANDERS NILSSON	ALEX OVECHKIN

CAPITALS	GP	G	A	P	+/-	PIM	PP	SH	GW	EN	S	%
ALEX OVECHKIN	2	2	3	5	1	0	1	0	1	0	10	20.0
NICKLAS BACKSTROM	2	0	4	4	1	2	0	0	0	0	6	0.0
T.J. OSHIE	2	2	1	3	1	0	0	0	0	1	7	28.6
JAKUB VRANA	2	1	2	3	3	0	0	0	1	0	5	20.0
CARL HAGELIN	4	1	2	3	1	0	0	0	0	0	5	20.0
JOHN CARLSON	2	1	2	3	3	2	0	0	0	0	4	25.0
EVGENY KUZNETSOV	2	1	2	3	2	2	1	0	0	0	7	14.3
BRETT CONNOLLY	2	1	0	1	1	0	0	0	0	0	2	50.0
LARS ELLER	2	0	1	1	1	0	0	0	0	0	3	0.0
TOM WILSON	1	0	1	1	1	0	0	0	0	0	3	0.0
NICK JENSEN	2	0	0	0	0	0	0	0	0	0	1	0.0
MICHAL KEMPNY	2	0	0	0	3	4	0	0	0	0	6	0.0
DMITRY ORLOV	2	0	0	0	1	0	0	0	0	0	0	0.0
MATT NISKANEN	2	0	0	0	0	0	0	0	0	0	4	0.0
CHANDLER STEPHENSON	1	0	0	0	0	0	0	0	0	0	1	0.0
DMITRIJ JASKIN	2	0	0	0	-1	0	0	0	0	0	0	0.0
DEVANTE SMITH-PELLY	2	0	0	0	0	0	0	0	0	0	1	0.0
NIC DOWD	1	0	0	0	-1	0	0	0	0	0	2	0.0
CHRISTIAN DJOOS	1	0	0	0	1	0	0	0	0	0	1	0.0
JONAS SIEGENTHALER	1	0	0	0	-1	0	0	0	0	0	0	0.0
BROOKS ORPIK	2	0	0	0	-1	2	0	0	0	0	0	0.0
TRAVIS BOYD	1	0	0	0	0	0	0	0	0	0	1	0.0
ANDRE BURAKOVSKY	2	0	0	0	-1	0	0	0	0	0	1	0.0

CANUCKS	GP	G	A	P	+/-	PIM	PP	SH	GW	EN	S	%
JOSH LEIVO	2	1	0	1	0	0	1	0	1	0	3	33.3
ELIAS PETTERSSON	1	1	0	1	0	0	0	0	0	0	3	33.3
SVEN BAERTSCHI	1	1	0	1	0	2	1	0	0	0	1	100.0
TROY STECHER	2	1	0	1	1	2	0	0	0	0	4	25.0
MARKUS GRANLUND	2	1	0	1	-1	0	0	0	0	0	3	33.3
BROCK BOESER	2	0	1	1	-1	0	0	0	0	0	2	0.0
ANTOINE ROUSSEL	2	0	1	1	0	2	0	0	0	0	2	0.0
BEN HUTTON	2	0	1	1	0	0	0	0	0	0	4	0.0
MICHAEL DEL ZOTTO	1	0	1	1	0	0	0	0	0	0	3	0.0
BO HORVAT	2	0	1	1	0	2	0	0	0	0	8	0.0
DERRICK POULIOT	2	0	0	0	-1	0	0	0	0	0	3	0.0
CHRISTOPHER TANEV	2	0	0	0	-3	0	0	0	0	0	0	0.0
RYAN SPOONER	1	0	0	0	-1	0	0	0	0	0	2	0.0
JAKE VIRTANEN	2	0	0	0	1	0	0	0	0	0	4	0.0
BRANDON SUTTER	2	0	0	0	-2	0	0	0	0	0	1	0.0
LOUI ERIKSSON	2	0	0	0	-2	0	0	0	0	0	1	0.0
ALEXANDER EDLER	1	0	0	0	-2	2	0	0	0	0	4	0.0
BRENDAN LEIPSIC	2	0	0	0	-2	0	0	0	0	0	2	0.0
ERIK GUDBRANSON	3	0	0	0	-1	4	0	0	0	0	2	0.0
ALEX BIEGA	1	0	0	0	-1	0	0	0	0	0	2	0.0
TIM SCHALLER	1	0	0	0	0	0	0	0	0	0	0	0.0
TYLER MOTTE	2	0	0	0	-1	0	0	0	0	0	6	0.0
TANNER PEARSON	1	0	0	0	0	0	0	0	0	0	1	0.0
NIKOLAY GOLDOBIN	2	0	0	0	-1	2	0	0	0	0	3	0.0
JAY BEAGLE	1	0	0	0	-1	0	0	0	0	0	2	0.0
ADAM GAUDETTE	1	0	0	0	1	0	0	0	0	0	1	0.0

GOALTENDER	GP	MIN	GA	GAA	SO	W	L	OT	SA	SV%
BRADEN HOLTBY	2	120	4	2.00	0	2	0	0	56	.929

POWER PLAY: 2 - 6 (33.3%)

PENALTY KILLING: 4 - 5 (80%)

GOALTENDER	GP	MIN	GA	GAA	SO	W	L	OT	SA	SV%
JACOB MARKSTROM	1	57	3	3.16	0	0	1	0	31	.903
MIKE MCKENNA	2	117	8	4.11	0	0	2	0	57	.860
ANDERS NILSSON	2	90	10	6.66	0	0	2	0	56	.821

POWER PLAY: 1 - 5 (20%)

PENALTY KILLING: 4 - 6 (66.7%)

Vegas Golden Knights

CLUB INFORMATION

Founded **2017-18**
Home Arena ..... **T-Moblie Arena (17,500)**
Stanley Cups ..... **None**
Chairman, CEO & Governor ..... **Bill Foley**
President of Hockey Operations, Alt. Governor ..... **George McPhee**
General Manager ..... **Kelly McCrimmon**
Head Coach ..... **Gerard Gallant**
Assistant Coaches ..... **Mike Kelly, Ryan Craig, Ryan McGill**
Vice President of Communications and Content ..... **Eric Tosi**
2018-19 Record ..... 43-32-7 (93 points)
2018-19 Finish ..... 3rd, Pacific Division
2018-19 Playoffs ..... W. Conference First Round (def. by SJ 4-3)

T-Moblie Arena
3780 S. Las Vegas Blvd.
Las Vegas, NV, R3C 89158
702.790.2663
@GoldenKnights

2019-20 MEETINGS

Nov. 9 at Washington
Feb. 17 at Vegas

ALL-TIME SERIES HISTORY

	TOTALS								HOME								AWAY							
YEAR	**GP**	**W**	**L**	**T**	**OT**	**PTS**	**GF**	**GA**	**GP**	**W**	**L**	**T**	**OT**	**PTS**	**GF**	**GA**	**GP**	**W**	**L**	**T**	**OT**	**PTS**	**GF**	**GA**
17-18	2	0	2	-	0	0	3	7	1	0	1	-	0	0	3	4	1	0	1	-	0	0	0	3
18-19	2	1	1	-	0	2	8	7	1	1	0	-	0	2	5	2	1	0	1	-	0	0	3	5
Totals	**2**	**1**	**3**	**-**	**0**	**0**	**11**	**14**	**1**	**1**	**1**	**-**	**0**	**2**	**8**	**6**	**1**	**0**	**2**	**-**	**0**	**0**	**3**	**8**

SERIES INFORMATION

	Overall	**at Washington**	**at Vegas**
All-Time Series (W-L-T-OT)	WSH trails, 1-3-0-0	WSH tied at, 1-1-0-0	WSH trails, 0-2-0-0
Current Streak	1 VGK win (12/4/18)	1 WSH win (10/10/18)	2 VGK wins (12/23/17-12/4/18)
Last Washington Win	10/10/18 (5-2)	10/10/18	none
Last Vegas Win	12/4/18 (5-3)	2/4/18 (4-3)	12/4/18 (5-3)
Last Tie	none	none	none
Last Overtime Game	none	none	none
Overtime Record	0-0-0	0-0-0	0-0-0
Last 10 Games (W-L-OT)	1-3-0	1-1-0	0-2-0
Longest Unbeaten Streak	1 (10/10/18)	1 (10/10/18)	none
Longest Winning Streak	1 (10/10/18)	1 (10/10/18)	none
Longest Winless Streak	2 (12/23/17-2/4/18)	1 (2/4/18)	2 (12/23/17-12/4/18)
Longest Losing Streak	2 (12/23/17-2/4/18)	1 (2/4/18)	2 (12/23/17-12/4/18)
Washington Shutouts (Last)	none	none	none
Vegas Shutouts (Last)	1 (12/23/17)	none	1 (12/23/17)
Last Washington Hat Trick	none	none	none
Last Vegas Hat Trick	none	none	none
Most Washington Goals	5 (10/10/18)	5 (10/10/18)	3 (12/4/18)
Most Vegas Goals	5 (12/4/18)	4 (2/4/18)	5 (12/4/18)

Vegas Golden Knights

2018-19 WASHINGTON CAPITALS VS. VEGAS GOLDEN KNIGHTS

CAPITALS TIED SEASON SERIES 1-1-0 • VEGAS 1-1-0

WASHINGTON	GOLDEN KNIGHTS	CAPITALS	ATTEND	GOALTENDERS	W. GOAL
OCT 10, 2018	2	5	18,506	BRADEN HOLTBY / MARC-ANDRE FLEURY	NICKLAS BACKSTROM

VEGAS	GOLDEN KNIGHTS	CAPITALS	ATTEND	GOALTENDERS	W. GOAL
DEC 4, 2018	5	3	18,275	MARC-ANDRE FLEURY / BRADEN HOLTBY	NATE SCHMIDT

CAPITALS	GP	G	A	P	+/-	PIM	PPG	SH	GW	EN	S	%
EVGENY KUZNETSOV	2	1	4	5	4	2	1	0	0	0	8	12.5
BRETT CONNOLLY	2	0	4	4	4	4	0	0	0	0	4	0.0
ALEX OVECHKIN	2	3	0	3	1	0	0	0	0	0	10	30.0
JAKUB VRANA	2	2	0	2	1	0	0	0	0	0	7	28.6
NICKLAS BACKSTROM	2	1	1	2	-1	0	1	0	1	0	2	50.0
MATT NISKANEN	2	0	2	2	3	0	0	0	0	0	1	0.0
JOHN CARLSON	2	0	2	2	-1	0	0	0	0	0	3	0.0
T.J. OSHIE	1	1	0	1	1	0	0	0	0	1	2	50.0
DMITRY ORLOV	2	0	1	1	3	0	0	0	0	0	1	0.0
CARL HAGELIN	1	0	1	1	3	0	0	0	0	0	2	0.0
MADISON BOWEY	1	0	1	1	0	2	0	0	0	0	2	0.0
NICK JENSEN	1	0	0	0	0	0	0	0	0	0	1	0.0
MICHAL KEMPNY	2	0	0	0	0	4	0	0	0	0	2	0.0
CHANDLER STEPHENSON	2	0	0	0	-2	0	0	0	0	0	1	0.0
LARS ELLER	2	0	0	0	-2	0	0	0	0	0	4	0.0
DMITRIJ JASKIN	2	0	0	0	-1	0	0	0	0	0	4	0.0
DEVANTE SMITH-PELLY	2	0	0	0	-2	0	0	0	0	0	1	0.0
NIC DOWD	2	0	0	0	-1	6	0	0	0	0	1	0.0
CHRISTIAN DJOOS	2	0	0	0	-1	0	0	0	0	0	1	0.0
TOM WILSON	1	0	0	0	0	0	0	0	0	0	0	0.0
BROOKS ORPIK	1	0	0	0	-1	0	0	0	0	0	1	0.0
ANDRE BURAKOVSKY	2	0	0	0	-1	0	0	0	0	0	0	0.0

GOLDEN KNIGHTS	GP	G	A	P	+/-	PIM	PPG	SH	GW	EN	S	%
CODY EAKIN	2	2	1	3	1	0	0	0	0	0	3	66.7
NATE SCHMIDT	1	2	1	3	1	0	1	0	1	1	4	50.0
OSCAR LINDBERG	3	1	2	3	1	0	0	0	0	0	4	25.0
MARK STONE	2	1	1	2	1	0	0	0	0	0	9	11.1
REILLY SMITH	2	1	0	1	0	0	0	0	0	0	5	20.0
PIERRE-EDOUARD BELLEMARE	2	1	0	1	2	0	0	0	0	0	3	33.3
RYAN REAVES	2	1	0	1	-2	15	1	0	0	0	5	20.0
BRAYDEN MCNABB	2	0	1	1	0	0	0	0	0	0	0	0.0
DERYK ENGELLAND	2	0	1	1	-1	0	0	0	0	0	3	0.0
NICK HOLDEN	2	0	1	1	1	0	0	0	0	0	4	0.0
SHEA THEODORE	2	0	1	1	-2	0	0	0	0	0	2	0.0
WILLIAM KARLSSON	2	0	1	1	-1	0	0	0	0	0	3	0.0
COLIN MILLER	2	0	0	0	-3	4	0	0	0	0	3	0.0
JON MERRILL	1	0	0	0	2	0	0	0	0	0	1	0.0
DANIEL CARR	1	0	0	0	-1	0	0	0	0	0	0	0.0
WILLIAM CARRIER	2	0	0	0	1	0	0	0	0	0	3	0.0
RYAN CARPENTER	2	0	0	0	2	2	0	0	0	0	3	0.0
ERIK HAULA	1	0	0	0	-1	2	0	0	0	0	2	0.0
MAX PACIORETTY	1	0	0	0	-1	0	0	0	0	0	2	0.0
JONATHAN MARCHESSAULT	2	0	0	0	-1	2	0	0	0	0	5	0.0
ALEX TUCH	1	0	0	0	-1	0	0	0	0	0	0	0.0
TOMAS NOSEK	2	0	0	0	-2	2	0	0	0	0	5	0.0

GOALTENDERS	GP	MIN	GA	GAA	SO	W	L	OT	SA	SV%
BRADEN HOLTBY	2	119	6	3.03	0	1	1	0	58	.897

GOALTENDER	GP	MIN	GA	GAA	SO	W	L	OT	SA	SV%
MARC-ANDRE FLEURY	2	120	7	3.51	0	1	1	0	54	.870

POWER PLAY: 2 - 8 (25%)
PENALTY KILLING: 7 - 9 (77.8%)

POWER PLAY: 2 - 9 (22.2%)
PENALTY KILLING: 6 - 8 (75%)

Winnipeg Jets

CLUB INFORMATION

Founded ..... **1999-00 (ATL), 2011-12 (WPG)**
Home Arena ..... **Bell MTS Place (15,321)**
Stanley Cups ..... **None**
Executive Vice President & General Manager ..... **Kevin Cheveldayoff**
Head Coach ..... **Paul Maurice**
Associate Coach ..... **Jamie Kompon**
Assistant Coaches ..... **Charlie Huddy, Todd Woodcroft**
Senior Director, Hockey Communications ..... **Scott Brown**
2018-19 Record ..... 47-30-5 (99 points)
2018-19 Finish ..... 2nd, Central Division
2018-19 Playoffs ..... W. Conference First Round (def. by STL 4-2)

Bell MTS Centre
300 Portage Avenue
Winnipeg, MB, R3C 5S4
204.926.5599
Fax: 204.926.5555
@NHLJets

2019-20 MEETINGS

Feb. 25 at Washington
Feb. 27 at Winnipeg

ALL-TIME SERIES HISTORY

	TOTALS								HOME								AWAY							
YEAR	**GP**	**W**	**L**	**T**	**OT**	**PTS**	**GF**	**GA**	**GP**	**W**	**L**	**T**	**OT**	**PTS**	**GF**	**GA**	**GP**	**W**	**L**	**T**	**OT**	**PTS**	**GF**	**GA**
99-00	5	4	1	0	0	8	18	7	2	2	0	0	0	4	8	2	3	2	1	0	0	4	10	5
00-01	5	2	1	2	0	6	14	10	3	2	0	1	0	5	10	5	2	0	1	1	0	1	4	5
01-02	5	3	1	1	0	7	14	6	2	2	0	0	0	4	8	2	3	1	1	1	0	3	6	4
02-03	5	3	1	1	0	7	26	19	3	2	0	1	0	5	17	13	2	1	1	0	0	2	9	6
03-04	6	2	3	1	0	5	16	15	3	1	1	1	0	3	7	7	3	1	2	0	0	2	9	8
05-06	8	3	4	-	1	7	24	39	4	2	2	-	0	4	13	18	4	1	2	-	1	3	11	21
06-07	8	3	3	-	2	8	22	25	4	1	2	-	1	3	11	14	4	2	1	-	1	5	11	11
07-08	8	4	2	-	2	10	22	19	4	2	2	-	0	4	11	11	4	2	0	-	2	6	11	8
08-09	6	4	2	-	0	8	24	24	3	3	0	-	0	6	15	10	3	1	2	-	0	2	9	14
09-10	6	6	0	-	0	12	29	13	3	3	0	-	0	6	12	5	3	3	0	-	0	6	17	8
10-11	6	2	4	-	0	4	13	20	3	2	1	-	0	4	11	10	3	0	3	-	0	0	2	10
11-12	6	2	2	-	2	6	13	16	3	1	0	-	2	4	9	9	3	1	2	-	0	2	4	7
12-13	5	4	1	-	0	8	20	8	2	1	1	-	0	2	7	7	3	3	0	-	0	6	13	1
13-14	2	2	0	-	0	4	8	6	1	1	0	-	0	2	4	2	1	1	0	-	0	2	4	4
14-15	2	1	1	-	0	2	5	4	1	1	0	-	0	2	5	1	1	0	1	-	0	0	0	3
15-16	2	1	0	-	1	3	6	5	1	1	0	-	0	2	5	3	1	0	0	-	1	1	1	2
16-17	2	2	0	-	0	4	7	5	1	1	0	-	0	2	4	3	1	1	0	-	0	2	3	2
17-18	2	1	0	-	1	3	6	6	1	1	0	-	0	2	3	2	1	0	0	-	1	1	3	4
18-19	2	1	1	-	0	2	4	4	1	1	0	-	0	2	3	1	1	0	1	-	0	0	1	3
Totals	**91**	**50**	**27**	**5**	**9**	**114**	**291**	**251**	**45**	**30**	**9**	**3**	**3**	**66**	**163**	**125**	**46**	**20**	**18**	**2**	**6**	**48**	**128**	**126**

SERIES INFORMATION

	Overall	**at Washington**	**at Winnipeg**
All-Time Series (W-L-T-OT)	WSH leads, 50-27-5-9	WSH leads, 30-9-3-3	WSH leads, 20-18-2-6
Current Streak	1 WSH win (3/10/19)	7 WSH wins (4/23/13-3/10/19)	2 WPG wins (2/13/18-11/14/18)
Last Washington Win	3/10/19 (3-1)	3/10/19 (3-1)	11/1/16 (3-2)
Last Winnipeg Win	11/14/18 (1-3)	1/22/13 (2-4)	11/14/18 (1-3)
Last Tie	3/20/04 (2-2)	3/20/04 (2-2)	12/6/01 (3-3)
Last Overtime Game	3/12/18 (W, 3-2 OT)	3/12/18 (W, 3-2 OT)	2/13/18 (L, 3-4 OT)
Overtime Record	7-6-11	6-2-5	1-4-6
Last 10 Games (W-L-OT)	6-2-2	7-1-2	5-3-2
Longest Unbeaten Streak	8 (4/5/09-4/9/10)	10 (1/8/00-3/6/03)	4 (two times)
Longest Winning Streak	8 (4/5/09-4/9/10)	7 (3/14/08-4/9/10)	4 (two times)
Longest Winless Streak	5 (3/14/04-10/8/05)	3 (10/14/06-11/22/06)	3 (three times)
Longest Losing Streak	4 (10/14/06-11/22/06)	3 (10/14/06-11/22/06)	3 (three times)
Washington Shutouts (Last)	7 (3/21/13)	2 (11/10/01)	5 (3/21/13)
Winnipeg Shutouts (Last)	5 (3/21/15)	1 (2/2/08)	4 (3/21/15)
Last Washington Hat Trick	A. Semin (10/23/10)	A. Semin (10/23/10)	A. Ovechkin (12/15/06)
Last Winnipeg Hat Trick	I. Kovalchuk (12/6/02)	I. Kovalchuk (12/6/02)	None
Most Washington Goals	8 (1/9/10)	7 (12/6/02)	8 (1/9/10)
Most Winnipeg Goals	8 (10/8/05)	7 (10/7/05)	8 (10/8/05)

Winnipeg Jets

2018-19 WASHINGTON CAPITALS VS. WINNIPEG JETS

CAPITALS TIED SEASON SERIES 1-1-0 • WINNIPEG 1-1-0

WASHINGTON	JETS	CAPITALS	ATTEND	GOALTENDERS	W. GOAL
MAR 10, 2019	1	3	18,506	PHEONIX COPLEY / CONNOR HELLEBUYCK	CARL HAGELIN

WINNIPEG	JETS	CAPITALS	ATTEND	GOALTENDERS	W. GOAL
NOV 14, 2018	3	1	15,321	CONNOR HELLEBUYCK / PHEONIX COPLEY	BEN CHIAROT

CAPITALS	GP	G	A	P	+/-	PIM	PPG	SH	GW	EN	S	%
DMITRY ORLOV	2	0	2	2	2	2	0	0	0	0	4	0.0
JAKUB VRANA	2	1	0	1	2	0	0	0	0	0	3	33.3
NICKLAS BACKSTROM	2	1	0	1	2	0	0	0	0	0	6	16.7
LARS ELLER	2	1	0	1	-2	0	0	0	0	1	3	33.3
CARL HAGELIN	1	1	0	1	0	4	0	0	1	0	1	100.0
MICHAL KEMPNY	1	0	1	1	0	0	0	0	0	0	1	0.0
NIC DOWD	2	0	1	1	1	0	0	0	0	0	1	0.0
TOM WILSON	2	0	1	1	-1	0	0	0	0	0	2	0.0
MADISON BOWEY	1	0	1	1	-1	2	0	0	0	0	1	0.0
JOHN CARLSON	2	0	1	1	0	0	0	0	0	0	0	0.0
MATT NISKANEN	2	0	0	0	1	0	0	0	0	0	3	0.0
NICK JENSEN	3	0	0	0	0	2	0	0	0	0	2	0.0
ALEX OVECHKIN	2	0	0	0	-2	2	0	0	0	0	10	0.0
BRETT CONNOLLY	2	0	0	0	-1	2	0	0	0	0	2	0.0
CHANDLER STEPHENSON	1	0	0	0	0	0	0	0	0	0	0	0.0
DEVANTE SMITH-PELLY	1	0	0	0	0	0	0	0	0	0	0	0.0
CHRISTIAN DJOOS	1	0	0	0	0	0	0	0	0	0	3	0.0
JONAS SIEGENTHALER	1	0	0	0	0	0	0	0	0	0	0	0.0
BROOKS ORPIK	1	0	0	0	1	0	0	0	0	0	0	0.0
ANDRE BURAKOVSKY	2	0	0	0	0	2	0	0	0	0	2	0.0
TRAVIS BOYD	1	0	0	0	0	0	0	0	0	0	1	0.0
T.J. OSHIE	2	0	0	0	1	0	0	0	0	0	2	0.0
EVGENY KUZNETSOV	2	0	0	0	0	0	0	0	0	0	1	0.0

JETS	GP	G	A	P	+/-	PIM	PP	SH	GW	EN	S	%
KYLE CONNOR	2	1	1	2	-1	0	0	0	0	1	4	25.0
KEVIN HAYES	3	0	2	2	-1	2	0	0	0	0	7	0.0
BEN CHIAROT	2	1	0	1	1	0	0	0	1	0	3	33.3
PAR LINDHOLM	3	1	0	1	1	0	0	0	0	0	2	50.0
MARK SCHEIFELE	2	1	0	1	-1	0	1	0	0	0	4	25.0
MATHIEU PERREAULT	2	1	0	1	0	2	0	0	0	0	1	100.0
ANDREW COPP	2	0	1	1	2	2	0	0	0	0	4	0.0
BRANDON TANEV	2	0	1	1	0	2	0	0	0	0	2	0.0
BLAKE WHEELER	2	0	1	1	-2	0	0	0	0	0	4	0.0
JACK ROSLOVIC	2	0	1	1	1	0	0	0	0	0	0	0.0
DMITRY KULIKOV	1	0	0	0	0	0	0	0	0	0	2	0.0
JACOB TROUBA	2	0	0	0	0	0	0	0	0	0	5	0.0
ADAM LOWRY	2	0	0	0	0	0	0	0	0	0	2	0.0
BRYAN LITTLE	2	0	0	0	-1	0	0	0	0	0	2	0.0
NIC PETAN	1	0	0	0	0	0	0	0	0	0	1	0.0
NIKOLAJ EHLERS	2	0	0	0	-1	0	0	0	0	0	4	0.0
PATRIK LAINE	2	0	0	0	-1	4	0	0	0	0	6	0.0
DUSTIN BYFUGLIEN	1	0	0	0	1	0	0	0	0	0	1	0.0
JOSH MORRISSEY	1	0	0	0	1	0	0	0	0	0	3	0.0
BRENDAN LEMIEUX	1	0	0	0	-2	0	0	0	0	0	3	0.0
TYLER MYERS	2	0	0	0	-2	0	0	0	0	0	3	0.0
JOE MORROW	1	0	0	0	-1	0	0	0	0	0	1	0.0
SAMI NIKU	1	0	0	0	0	0	0	0	0	0	1	0.0
NATHAN BEAULIEU	3	0	0	0	-1	2	0	0	0	0	2	0.0

GOALTENDERS	GP	MIN	GA	GAA	SO	W	L	OT	SA	SV%
PHEONIX COPLEY	2	118	3	1.52	0	1	1	0	57	.947

GOALTENDERS	GP	MIN	GA	GAA	SO	W	L	OT	SA	SV%
CONNOR HELLEBUYCK	2	119	3	1.52	0	1	1	0	45	.933

POWER PLAY: 0 - 5 (0%)
PENALTY KILLING: 7 - 8 (87.5%)

POWER PLAY: 1 - 8 (12.5%)
PENALTY KILLING: 5 - 5 (100%)

WASHINGTON
capitals
19
29

ALL CAPS

MISCELLANEOUS

NHL Directory

Gary Bettman

Bill Daly

Colin Campbell

NHL OFFICES

NEW YORK
1185 Avenue of the Americas, 15th Floor
New York, NY 10036
O: 212-789-2000
F: 212-789-2020

MONTREAL
1800 McGill College Avenue, Suite 2600
Montreal, QC H3A 3J6
O: 514-841-9220

TORONTO
50 Bay Street, 11th Floor
Toronto, ON M5J 2X8
O: 416-359-7900
F: 416-981-2779

NHL EXECUTIVE DIRECTORY

Commissioner.....Gary B. Bettman
Deputy Commissioner.....William Daly
Senior Executive Vice President of Hockey Operations.....Colin Campbell

NHL COMMUNICATIONS (@PR_NHL)

COMMUNICATIONS

GARY MEAGHER, Executive Vice President
O: 416-359-7960, C: 416-729-4700, gmeagher@nhl.com

JOHN DELLAPINA, Senior Vice President
O: 212-789-2115, C: 917-363-7988, jdellapina@nhl.com
* Department of Player Safety requests

JON WEINSTEIN, Senior Vice President
O: 212-324-8162, C: 646-300-0334, joweinstein@nhl.com
* Commissioner's Office requests

JENNIFER NEZIOL, Vice President, Corporate Communications
O: 212-789-2042, C: 646-908-0679, jneziol@nhl.com
* Corporate communications inquiries/requests

GREG INGLIS, Senior Director
O: 212-789-2065, C: 347-853-2461, ginglis@nhl.com
* Editorial content/research

NIRVA MILORD, Senior Director, Corporate Communications
O: 212-789-2123, C: 917-715-6187, nmilord@nhl.com
* Corporate communications and entertainment publicity

BRAD KLEIN, Director
O: 212-324-8140, C: 347-380-2993, bklein@nhl.com
* Corporate communications

JENNIFER MOAD, Director
O: 416-359-7961, C: 416-527-2852, jmoad@nhl.com
* Hockey Operations and Officiating requests

JULIE YOUNG, Director
O: 416-359-7964, C: 416-605-3550, jyoung@nhl.com
* esports inquiries

JOSH BERNSTEIN, Senior Manager
O: 212-789-2609, C: 516-528-8365, jbpr@nhl.com
* Editorial content/research, Media.NHL.com, Sport-Scan

JASMINE GHAFOUR, Senior Manager
O: 416-359-7968, C: 647-808-4876, jghafour@nhl.com

STATISTICS & INFORMATION
In-Game: 416-359-7978
@PR_NHL on Twitter / Instagram
#NHLStats

BENNY ERCOLANI, Vice President
O: 416-359-7963, C: 416-729-5666, bercolani@nhl.com

RUSS LEVINE, Vice President
O: 212-789-2783, C: 347-853-4159, rlevine@nhl.com

TREVOR BJERGSO, Senior Manager
O: 416-359-7965, C: 416-540-5306, tbjergso@nhl.com
* Situation Room & Central Scouting requests

BRENDON CROSSMAN, Manager
O: 416-359-7903, C: 416-702-4645, bcrossman@nhl.com

STUART McCOMISH, Manager
O: 416-359-7966, smccomish@nhl.com

MITCH DONAIS, Graphic Designer
O: 416-729-3341, mdonais@nhl.com

SCOTT RODGERS, Manager
srodgers@nhl.com

NICK CARAFA, Manager
ncarafa@nhl.com

EVENT COMMUNICATIONS & PLAYER DEVELOPMENT (nhleventcommunications@nhl.com)

JAMEY HORAN, Senior Vice President
O: 212-789-2785, C: 646-652-9981, jhoran@nhl.com
* Deputy Commissioner requests and event/player development inquiries

CHRIS WOJCIK, Director
O: 212-789-2097, C: 646-285-7711, cwojcik@nhl.com
* Event inquiries

DAVID KEON, Senior Manager
O: 416-359-7962, C: 416-729-5665, dkeon@nhl.com
* International credentials

CASEY BLOSSOM, Manager
O: 212-324-8112, C: 646-634-1311, cblossom@nhl.com

JEFF DAY, Manager
O: 212-789-2108, C: 914-552-1660, jday@nhl.com

MEGAN COOPER, Coordinator
O: 212-324-8161, mecooper@nhl.com
* Event credentials

SAM GILBERT, Coordinator
O: 416-359-7908, C: 514-594-8441, sgilbert@nhl.com

GINA MORRA, Coordinator
O: 212-789-2690, gmorra@nhl.com

EMILY CAMPBELL, Assistant
O: 212-789-2113, ecampbell@nhl.com

NHL ON-ICE OFFICIALS

REFEREES

Anderson, Reid* 49
Blandina, Brandon* 39
Brenk, Jacob 26
Charron, Francis 6
Chmielewski, Tom 18
Dunning, Mitch* 43
Dwyer, Gord 19
Furlatt, Eric 27
Halkidis, Beaudry* 48
Hanson, Trevor 14
Hebert, Ghislain 22
Hebert, Jean 15
Joannette, Marc 25
Kelly, Dan* 45
Kozari, Steve 40
Lambert, Pierre 37
L'Ecuyer, Frederick 17
Lee, Chris 28
Luxmore, Thomas John 21
MacDougall, Peter 38
Markovic, Michael* 47
McCauley, Wes 4
McIsaac, Jon 2
Meier, Brad 34
Morton, Dean 36
Nicholson, Kendrick 30
O'Donnell, Conor* 39
O'Halloran, Dan 13
O'Rourke, Dan 9
Peel, Tim 20
Pochmara, Brian 16
Pollock, Kevin 33
Rank, Garrett 7
Rehman, Kyle 10
Rooney, Chris 5
Schlenker, Chris 3
Schrader, Brandon* 46
Skilliter, Graham 24
South, Furman* 44
St-Laurent, Francois 8
St. Pierre, Justin 12
Sutherland, Kelly 11
Syvret, Corey* 42
Walsh, Ian 29

LINESMEN

Alphonso, Shandor 52
Amell, Derek 75
Baker, Tyson* 88
Barton, Steve 59
Berg, Devin 87
Brisebois, David 96
Cherrey, Scott 50
Cormier, Michel 76
Daisy, Ryan 81
Devorski, Greg 54
Driscoll, Scott 68
Flemington, Kyle* 55
Fournier, Julien* 56
Galloway, Ryan 82
Gawryletz, Brandon 64
Gawryletz, Travis 67
Gibbons, Ryan 58
Gibbs, Darren 66
Knorr, Trent 63
Kovachik, Brad 71
Mach, Brian 78
MacPherson, Matt 83
Marquis, Jesse* 86
Miller, Steve 89
Mills, Bevan 53
Murchison, Kiel 79
Murphy, Brian 93
Murray, Jonny 95
Nagy, Kory 97
Nansen, Derek 70
Pancich, Bryan 94
Racicot, Pierre 65
Rody, Vaughan 73
Sericolo, Anthony 84
Shewchyk, Mark 92
Smith, Andrew 51
Suchanek, Libor 60
Tobias, James 61
Toomey, Travis* 90

* minor league officials

2019-20 NHL Key Dates

September 2019

5	Rookie camps open
12	Training camps open
15	Preseason schedule begins
15-Oct. 15	NHL Celebrates National Hispanic Heritage
17	NHL Board of Governors Meeting (New York, NY)
18	2019 Kraft Hockeyville Canada: Montreal Canadiens vs. Florida Panthers (K.C. Irving Regional Centre, Bathurst, N.B.) - Winning community: Renous, N.B.
26	2019 Kraft Hockeyville™ USA: Detroit Red Wings vs. St. Louis Blues (Calumet Colosseum, Calumet, Mich.)
29	NHL Global Series Challenge™: Chicago Blackhawks vs. Eisbären Berlin (Mercedes-Benz Arena, Berlin, Germany)
30	NHL Global Series Challenge™: Philadelphia Flyers vs. Lausanne HC (Vaudoise Arena, Lausanne, Switzerland)

October 2019

1	Opening day playing rosters set (5 p.m. ET)
2	Opening night of 2019-20 NHL regular season (4 games)
2	St. Louis Blues raise Stanley Cup banner (vs. Washington Capitals)
4	2019 NHL Global Series™: Chicago Blackhawks vs. Philadelphia Flyers (O2 Arena, Prague, Czech Republic)
5	Buffalo Sabres Home Opener for 50th Anniversary Season at KeyBank Center (vs. New Jersey Devils)
9	Vancouver Canucks Home Opener for 50th Anniversary Season at Rogers Arena (vs. Los Angeles Kings)
21	NHL Alumni Awards Gala – Honorees: TBA (Scotiabank Centre, Toronto, Ont.)
26	2019 Tim Hortons NHL Heritage Classic™: Calgary Flames at Winnipeg Jets (Mosaic Stadium, Regina, SK)

November 2019

1-30	Hockey Fights Cancer Awareness Month
8 & 9	2019 NHL Global Series™: Buffalo Sabres vs. Tampa Bay Lightning (Ericsson Globe, Stockholm, Sweden)
15	Hockey Hall of Fame Game: Boston Bruins at Toronto Maple Leafs
18	Hockey Hall of Fame Induction Ceremony (Toronto, Ont.): Inductees: Guy Carbonneau, Vaclav Nedomansky, Hayley Wickenheiser and Sergei Zubov (Player category); Jim Rutherford, Jerry York (Builder category); Frank Brown, Jim Hughson (Media honorees).
19	NHL General Managers' Meeting (NHL Toronto Office, Toronto, Ont.)
26	NHL Founders Day (1917)
29	2019 NHL Thanksgiving Showdown™: New York Rangers at Boston Bruins

December 2019

1	Signing deadline for Group 2 free agents (5 p.m. ET)
9-10	NHL Board of Governors Meeting (Pebble Beach, Calif.)
12	U.S. Hockey Hall of Fame Induction (Inductees: Gary Bettman, Brian Gionta, Neal Henderson, Tim Thomas & Krissy Wendell) and Celebration of Lester Patrick (Recipient: TBA) (Location: Washington, D.C.)
19	102nd Anniversary of League's first games played
19-27	Holiday roster freeze in effect: For all players on an NHL active roster, injured reserve, or with non-roster and injured non-roster status as of midnight (local time) Dec. 19, a roster freeze shall apply through midnight (local time) Dec. 27, with respect to waivers, trades and loans, subject to the exceptions provided for in CBA Article 16.5 (d).
24-26	Holiday break (no scheduled practices – dressing rooms closed)
26-Jan. 5	IIHF World Junior Championship (Ostrava/Trinec, Czech Republic)

January 2020

1	2020 Bridgestone NHL Winter Classic®: Nashville Predators at Dallas Stars (The Cotton Bowl, Dallas, Tex.)
Week of 13th	NHL Central Scouting Mid-Season Rankings release
16	CHL/NHL Top Prospects Game (FirstOntario Centre, Hamilton, Ont.)
20	USA Hockey's annual All-American Prospects Game (USA Hockey Arena, Plymouth, Mich.)
23-26	NHL All-Star Break (no games played)
23-25	No scheduled practices – dressing rooms closed
24	2020 NHL All-Star Skills Competition™ (Enterprise Center, St. Louis, Mo.)
25	2020 Honda NHL All-Star Game (Enterprise Center, St. Louis, Mo.)
26-27	2020 AHL All-Star Classic (Citizens Business Bank Arena, Ontario, Calif.)
27	NHL regular season resumes

February 2020

1-29	NHL Celebrates Black History Month
8	Hockey Day in Canada (all 7 Canadian NHL Clubs in action)
8	20th Annual Scotiabank Hockey Day in Canada (Host: Yellowknife, NT)
15	2020 NHL Stadium Series™: Los Angeles Kings at Colorado Avalanche (U.S. Air Force Academy's Falcon Stadium, Colorado Springs, Colo.)
16	Hockey Day in America
16-23	Hockey Week Across America (USA Hockey)
24	2020 NHL Trade Deadline (3 p.m. ET)

March 2020

1-31	NHL Celebrates Gender Equality Month
2-4	NHL General Managers' Meeting (Boca Raton, Fla.)
27-29	NCAA Men's Ice Hockey Regionals

April 2020

1-30	NHL Celebrates Earth Month
4	Last day of 2019-20 regular season (15 games)
Week of 6th	NHL Central Scouting Final Rankings release
8	Stanley Cup Playoffs begin
9-11	NCAA Frozen Four (Little Caesars Arena, Detroit, Mich.)
16-26	IIHF Under-18 World Championship (Ann Arbor/Plymouth, Mich.)
TBD	2020 NHL Draft Lottery

May 2020

8-24	IIHF World Championship (Zurich/Lausanne, Switzerland)
22-31	2020 CHL Memorial Cup (Prospera Place, Kelowna, B.C.)

June 2020

1-30	NHL Celebrates Pride Month
1-6	2020 NHL Scouting Combine (Buffalo, N.Y.)
13	Last possible day for 2020 Stanley Cup Final
17	2020 NHL Awards™ (Las Vegas, Nev.)
26-27	2020 NHL Draft™ (Bell Centre, Montreal, Que.)

July 2020

1	Free agency begins (12 p.m. ET)
5	Deadline for player-elected salary arbitration notification (5 p.m. ET)
6	Deadline for club-elected salary arbitration notification (5 p.m. ET)
20-Aug. 4	Salary arbitration hearings held

August 2020

6	Deadline for salary arbitration decisions to be rendered

Dave Fay Award

The Dave Fay Award is presented annually to the Capitals player who best exhibits a strong rapport with the media. Fay covered the Capitals for The Washington Times from the newspaper's inception in 1982 until 2007. Fay, who passed away in 2007 after a battle with cancer, was posthumously awarded the Elmer Ferguson Memorial Award by the Hockey Hall of Fame, presented in "recognition of distinguished members of the newspaper profession whose words have brought honor to journalism and to hockey." Fay was also named a lifetime member of the Professional Hockey Writers Association and is honored by the Capitals on the Washington Capitals Media Wall of Fame.

Dave Fay Award Winners:
2015-16: Karl Alzner
2016-17: T.J. Oshie
2017-18: Matt Niskanen
2018-19: Brett Connolly

Dave Fay was presented the Elmer Ferguson Memorial Award for his outstanding work as a beat writer covering the Washington Capitals in 2007

Brett Connolly received the Dave Fay Award following the 2018-19 season

Dave Fay with Capitals forward Mike Gartner

Television Broadcasters

JOE BENINATI
Television Play-by-Play

Joe Beninati, 53, is working his 26th season of National Hockey League TV play-by-play with the Washington Capitals as the lead voice with NBC Sports Washington.

In addition to his hockey duties in the nation's capital, he spent six seasons describing the action for the NHL's national cable television package on Versus (VS). Joe called the 2019 Winter Classic at the University of Notre Dame for NHL International. In past years, he has freelanced with ESPN, NHL Radio, and WFAN-New York broadcasts during the regular season, Stanley Cup Playoffs, and World Cup of Hockey. In 2002 and 2006 he provided radio play-by-play for Westwood One coverage of the Olympic men's hockey tournament in Salt Lake City and Torino. He has called select men's college hockey games on College Sports Television (CSTV) and Big Ten Network (BTN), as well as the NCAA Men's Hockey Tournament on ESPNU.

Joe graduated to the NHL in 1994 after five seasons of Radio/TV play-by-play in the American Hockey League holding jobs in Portland, Maine and Providence, Rhode Island. Prior to joining the professional ranks he was sports information director for two years at his alma mater Bowdoin College in Brunswick, Maine.

On the football gridiron, Beninati is in his fifth season calling collegiate action on BTN. He was at the microphone for four seasons of Mountain West and PAC-10 Conference football on VS. His prior TV football credits include Maryland, Navy, CAA, and select FCS games on Comcast SportsNet (CSN) and CN-8. He spent four seasons voicing select major college football games nationally on Westwood One Radio.

A 13-time Capital Region Emmy Award winner for excellence in play-by-play, Joe has delivered numerous ACC and CAA collegiate events for CSN, covering eight different sports. In past years, he has filled-in as a TV play-by-play man for Baltimore Orioles baseball on Home Team Sports (HTS). In more recent summers, he has called World Team Tennis matches on CSN for the Washington Kastles.

Beninati is recognized as one of the leading announcers in the sport of lacrosse. He calls collegiate regular-season and conference tournament action on BTN, plus NCAA Tournament games on ESPNU / ESPN2. At the pro level, this past summer was his 15th describing the play for Major League Lacrosse nationally and throughout the Mid-Atlantic region.

His resume includes two seasons of radio play-by-play with the Washington Mystics of the WNBA, plus fill-in radio and television work with the Washington Wizards in the NBA. A 1987 graduate of Bowdoin, Joe has a bachelor's degree in biology. He is single and resides in Vienna, VA.

CRAIG LAUGHLIN
Television Analyst

Craig Laughlin is celebrating his 30th season in the booth and 36th season in the Capitals organization as a player or broadcaster. With 10 years of professional playing experience in the NHL and Europe, Laughlin brings to the audience his unique understanding of the game, offering insightful, entertaining and expert analysis on Comcast SportsNet. The three time Emmy winner has also served as a radio analyst during the Stanley Cup playoffs and World Cup of Hockey, as well as an analyst on the NHL Network during the 2008 Stanley Cup playoffs.

Laughlin played four years of NCAA Division I hockey at Clarkson University and his No. 22 is retired at the school. Following his play at Clarkson University, Laughlin began his professional career with the Montreal Canadiens in 1979-80. He joined the Capitals for the 1982-83 season, arriving as part of the blockbuster trade that brought Rod Langway to D.C. Laughlin remains one of the select few players in Capitals history to have played 400 games with the club and ranks 22nd among the franchise's all-time scoring leaders. His tenure with Washington was highlighted by a 30-goal, 75-point season in 1985-86. During the Capitals' 40th anniversary season in 2014-15, Laughlin was selected as one of the 40 Greatest Caps players of all time. Laughlin completed his NHL career having appeared in 549 games, recording 136 goals and 205 assists while playing for Montreal, Washington, Los Angeles and Toronto. He played his final season in Landshut, Germany, in 1989-90 before retiring as a player and moving to the broadcast booth.

Laughlin has been involved in a number of business ventures in addition to broadcasting and remains active in area youth hockey programs. He is president of Network Hockey, a year-round hockey development program for aspiring hockey players. He also served as co-owner and general manager of the ECHL's Richmond Renegades, winning a Riley Cup championship in 1995.

Laughlin, along with his wife, Linda, have started the Laughlin Family Foundation. The mission of the Laughlin Family Foundation is to fund initiatives to advance the care and research around cancers for which there is limited clinical and patient knowledge and understanding. The Laughlin Family Foundation is a 501(c)(3) nonprofit public charity organization.



AL KOKEN
Television Analyst

Al Koken is in his 35th season covering the Washington Capitals for television broadcasts. Koken has been a color analyst, play-by-play announcer and rinkside reporter during his career covering the Capitals, which started in 1984-85. He returns to the Comcast SportsNet broadcast team this season to offer ice-level insight and interviews with team members and other hockey personalities. In addition to his Capitals coverage, "Smokin' Al" Koken has served a variety of roles including play-by-play announcer, sideline reporter and studio host for broadcasts of the NBA's Washington Wizards, MLB's Baltimore Orioles and NCAA basketball.

He can be heard regularly on 106.7 The Fan as their Hockey Insider and show host. During his distinguished Washington sports journalism career spanning more than 30 years, Koken has also served as a print journalist for UPI and the Washington Star and sports anchor for TV stations WUSA and WTTG, as well as radio stations WTOP and WTEM. In addition to his work on Comcast SportsNet during and after Capitals games, Koken has also worked with ESPN and Fox Sports over the years.

A native of St. Louis, Mo., Koken has a degree in government and political science from American University.

Radio Broadcasters/Content

JOHN WALTON
Senior Director of Broadcasting/ Radio Play-by-Play Announcer

John Walton enters his ninth season as the radio play-by-play voice of the Washington Capitals, and also serves as the team's Senior Director of Broadcasting, overseeing the Washington Capitals Radio Network and Caps Radio 24/7, the team's 24-hour audio channel.

In addition to calling the play-by-play on the Capitals Radio Network, Walton also calls hockey on both the national and international stage for NBC Sports, having previously called college, NHL, Stanley Cup Playoff and Olympic hockey for the network dating back to 2012. He was also on the call for the Capitals on radio as the team won its first Stanley Cup title in franchise history in 2018.

Prior to joining the Capitals, Walton was the Senior Manager of Communications for Washington's American Hockey League affiliate in Hershey, where he called the action for the Bears for nine seasons. Walton called three Calder Cup championship seasons for the Bears, in 2006, 2009 and 2010, and called the play-by-play for Hershey's postseason games on NHL Network and Comcast SportsNet Mid-Atlantic.

In addition to hockey, Walton served as the public address announcer for the Cincinnati Reds from 1996-2002 at Riverfront Stadium/Cinergy Field. He also during his time in Cincinnati was the first play-by-play voice of the AHL's Cincinnati Mighty Ducks from 1997-2000 and also served as a sports anchor/helicopter traffic reporter for WLW-AM 700 in Cincinnati.

Walton began his hockey play-by-play career at Miami University in Oxford, Ohio, where he was the Voice of the Redskins from 1994-96, and also announced football and basketball at WRBI-FM 103.9 in Batesville, Indiana during that time. In addition to sports, Walton was also a disc jockey at 97 X, WOXY-FM in Oxford, a station recognized by Rolling Stone Magazine four times in the 1990's as one of the magazine's "15 Best Radio Stations."

KEN SABOURIN
Radio Analyst

Ken Sabourin returns to the Capitals' broadcast team for his 17th year providing insightful analysis for radio coverage of home games. Sabourin joined the team in 2002-03.

A player for five years in the NHL and a defenseman for Washington during the 1990-91 and '91-92 campaigns, Sabourin retired from professional hockey following the 1998-99 season. In 74 games with Washington and Calgary, the native of Scarborough, Ontario, recorded two goals and eight assists, including five points in 28 games for the Capitals in 1990-91. In 47 games over his two seasons with Washington, Sabourin recorded one goal and four assists while registering 129 penalty minutes. While playing for Calgary in 1988-89, Sabourin appeared in one playoff game en route to the Flames' Stanley Cup title.

Drafted by Calgary in the second round (33rd overall) of the 1984 Entry Draft, Sabourin continued his hockey involvement following his playing career by serving as an analyst for the Sunshine Network's coverage of the now-defunct Orlando Solar Bears of the International Hockey League. He remains active in area youth hockey and with the Capitals alumni group.

MIKE VOGEL
Senior Editor and Content Strategist

Mike Vogel started covering the Capitals at the outset of the 1995-96 season and is now beginning his 25th season of covering hockey in Washington. He has been in his current position with WashingtonCaps.com since the start of the 1999-00 season.

In addition to providing most of the written content on the team's official website, Vogel also appears on Two-Man Advantage, the video pregame show for the Web and Capitals One Arena. 'Two-Man Advantage' debuted in 2007-08.

Vogel travels with the team and writes a preview, a morning skate update, a recap and a notebook for every Capitals game in addition to numerous other frequent entries on his blog at dumpnchase.com. A native of Lansing, Mich., Vogel grew up in the greater Boston and Chicago areas. He received his bachelor's degree from Northwestern University.

TARYN BRAY
Digital Media Correspondent

Taryn Bray is entering her second season with the Capitals after joining the organization in December of 2018 as a Digital Media Correspondent.

Bray appears on-camera for the Capitals' social media channels, website and in Capital One Arena for Rinkside Update, community videos and other sponsored digital series.

In addition, Bray covers the Capitals' community initiatives and is responsible for producing articles highlighting players' lives outside of hockey. Bray also produces social media content.

A native of Miami, Fla., Bray received her bachelor's degree in broadcasting from the University of Florida.

Washington, D.C.

Located in the heart of the nation's capital, Capital One Arena is surrounded by an assortment of political, cultural, educational and social attractions. With more free attractions than any other U.S. city, Washington, D.C., is one of the most popular tourist sites in the world. Hockey fans can stroll through the city, relax on the Mall, visit the White House, Capitol Hill or any of the numerous monuments, museums and memorials.



Getting Around

The District of Columbia offers one of the nation's finest means of public transportation, the Metro. The Metro system is a clean, convenient way to access all parts of the city and some outlying suburbs.

Metro consists of six color-coded lines, all of which stop at points within walking distance of Capital One Arena. The red, yellow and green lines deliver passengers to the Gallery Place/Chinatown station (at the corner of 7th and F Streets), just steps from the front entrance of Capital One Arena, while the red, blue and orange lines stop at nearby Metro Center.

Monuments, Memorials and Museums

Jefferson Memorial, 15th Street, NW
National Air and Space Museum, 6th St. and Independence Ave., NW
National Museum of African Art, 950 Independence Avenue, SW
National Museum of American History, 14th St. and Constitution Ave., NW
National Portrait Gallery, 8th and F Streets, NW
National Zoo, 3000 block of Connecticut Avenue
Newseum, 555 Pennsylvania Ave., NW
Library of Congress, 101 Independence Avenue, SE
U.S. Holocaust Museum, 14th Street, NW
White House, 1600 Pennsylvania Avenue, NW

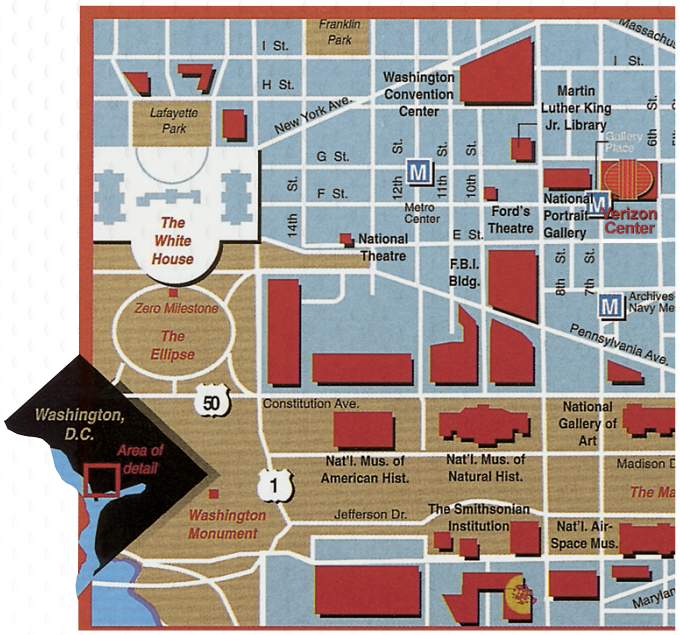

Restaurants

*Capital Grille, 601 Pennsylvania Ave., NW
*Chop House, 7th and F Streets, NW
*Clydes, 7th and G Streets, NW
Fado Irish Pub, 808 7th St., NW
Gordon Biersch, 9th and G Streets, NW
Hunan Chinatown, 7th & H Streets, NW
Legal Seafood, 7th and G Streets, NW
Maggiano's, 5333 Wisconsin Ave., NW

Overnight Accommodations

Grand Hyatt, 1000 H Street, NW, 202.582.1234
*Hilton Garden Inn, 815 14th St., NW 202.783.7800
Hotel Monaco, 700 F Street, NW, 202.628.7177
JW Marriott, 1331 Pennsylvania Avenue, NW, 202.393.2000
Mayflower, 1127 Connecticut Avenue, NW, 202.347.3000
Ritz Carlton, 22nd and M Streets, NW, 202.835.0500
Washington Marriott, 1221 22nd Street, NW, 202.872.1500

*Capitals Recommended