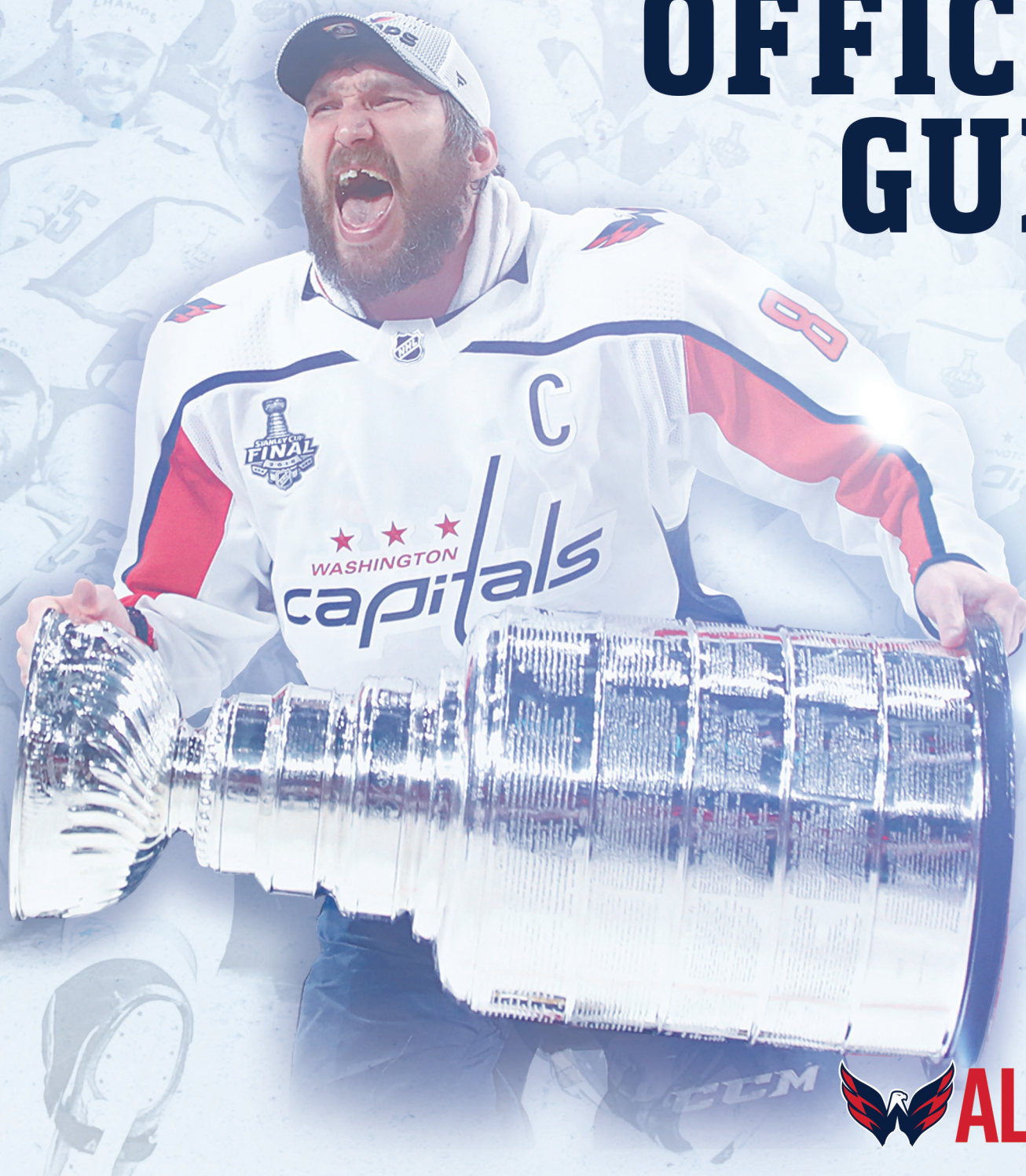





# 2018-19 **CAPITALS** **OFFICIAL** **GUIDE**



**ALLCAPS**







# 2018 STANLEY CUP® CHAMPION WASHINGTON CAPITALS 2018-19 SEASON SCHEDULE

OCTOBER 2018						
SUN	MON	TUES	WED	THUR	FRI	SAT
	1	2	3 BOS 7:30 P.M.	4 PIT 7 P.M.	5	6
7	8	9	10 VGK 8 P.M.	11 NJ 7 P.M.	12	13 TOR 7 P.M.
14	15	16	17 NYR 7 P.M.	18	19 FLA 7 P.M.	20
21	22 VAN 10 P.M.	23	24	25 EDM 9 P.M.	26	27 CGY 4 P.M.
28	29	30	31			

NOVEMBER 2018						
SUN	MON	TUES	WED	THUR	FRI	SAT
				1 MTL 7:30 P.M.	2	3 DAL 7 P.M.
4	5 EDM 7 P.M.	6	7 PIT 7:30 P.M.	8	9 CBJ 7 P.M.	10
11 ARI 5 P.M.	12	13 MIN 8 P.M.	14 WPG 8 P.M.	15	16 COL 9 P.M.	17
18	19 MTL 7:30 P.M.	20	21 CHI 7 P.M.	22	23 DET 4 P.M.	24 NYR 2 P.M.
25	26 NYI 7 P.M.	27	28	29	30 NJ 7 P.M.	

DECEMBER 2018						
SUN	MON	TUES	WED	THUR	FRI	SAT
						1
2 ANA 3 P.M.	3	4 VGK 10 P.M.	5	6 ARI 9 P.M.	7	8 CBJ 7 P.M.
9	10	11 DET 7:30 P.M.	12	13	14 CAR 7:30 P.M.	15 BUF 7 P.M.
16	17	18	19 PIT 8 P.M.	20	21 BUF 7 P.M.	22 OTT 7 P.M.
23	24	25	26	27 CAR 7 P.M.	28	29 OTT 7 P.M.
30	31 NSH 12:30 P.M.					

JANUARY 2019						
SUN	MON	TUES	WED	THUR	FRI	SAT
		1	2	3 STL 8 P.M.	4 DAL 8 P.M.	5
6 DET 5 P.M.	7	8 PHI 7:30 P.M.	9	10 BOS 7 P.M.	11	12 CBJ 7 P.M.
13	14 STL 7 P.M.	15 NSH 8 P.M.	16	17	18 NYI 7:30 P.M.	19
20 CHI 12:30 P.M.	21	22 SJ 7 P.M.	23 TOR 7:30 P.M.	24	25	26
27	28	29	30	31		

FEBRUARY 2019						
SUN	MON	TUES	WED	THUR	FRI	SAT
					1 CGY 7 P.M.	2
3 BOS 12:30 P.M.	4	5 VAN 7 P.M.	6	7 COL 7 P.M.	8	9 FLA 7 P.M.
10	11 LA 7 P.M.	12 CBJ 7 P.M.	13	14 SJ 10:30 P.M.	15	16
17 ANA 9 P.M.	18 LA 10:30 P.M.	19	20	21 TOR 7 P.M.	22	23 BUF 1 P.M.
24 NYR 12:30 P.M.	25	26 OTT 7 P.M.	27	28		

MARCH 2019						
SUN	MON	TUES	WED	THUR	FRI	SAT
					1 NYI 7 P.M.	2
3 NYR 12:30 P.M.	4	5	6 PHI 7:30 P.M.	7	8 NJ 7 P.M.	9
10 WPG 7 P.M.	11	12 PIT 7 P.M.	13	14 PHI 7 P.M.	15	16 TB 7 P.M.
17	18	19 NJ 7:30 P.M.	20 TB 7:30 P.M.	21	22 MIN 7 P.M.	23
24 PHI 12:30 P.M.	25	26 CAR 7 P.M.	27	28 CAR 7 P.M.	29	30 TB 7 P.M.
31						

APRIL 2019						
SUN	MON	TUES	WED	THUR	FRI	SAT
	1 FLA 7 P.M.	2	3	4 MTL 7 P.M.	5	6 NYI 7 P.M.
7	8	9	10	11	12	13



Home  
Game



Away  
Game

All times listed are Eastern. Game times subject to change



# Table of Contents

## INTRODUCTION

Team Photo and Playoff Bracket.....	1
2018-19 Schedule.....	2
Table of Contents .....	3
Media Information .....	4-5
Staff Directory.....	6-7
Capital One Arena .....	8-9
MedStar Capitals Iceplex.....	10

## OWNERSHIP & FRONT OFFICE

Ted Leonsis.....	12
Dick Patrick.....	13
Monumental Sports & Entertainment.....	14-16
Brian MacLellan.....	17
Hockey Operations .....	18
Todd Reirden.....	19
Assistant Coaches.....	20-21
Training & Equipment Staff .....	22-23
Scouting and Hockey Ops.....	24
Hershey Bears/South Carolina Stingrays.....	25-26
Caps in the Community.....	27-32

## PLAYERS

Training Camp Roster.....	34-35
Nicklas Backstrom.....	36-39
Madison Bowey.....	40-41
Travis Boyd.....	42-43
Andre Burakovsky.....	44-45
John Carlson.....	46-49
Brett Connolly.....	50-51
Phoenix Copley.....	52-53
Christian Djoos.....	54-55
Nic Dowd.....	56-57
Lars Eller.....	58-59
Braden Holtby.....	60-63
Michal Kempny.....	64-65
Evgeny Kuznetsov.....	66-69
Matt Niskanen.....	70-71
Dmitry Orlov.....	72-73
Brooks Orpik.....	74-75
T.J. Oshie.....	76-79
Alex Ovechkin.....	80-85
Devante Smith-Pelly.....	86-87
Chandler Stephenson.....	88-89
Jakub Vrana.....	90-91
Tom Wilson.....	92-93
In the System .....	94-119
Future Caps .....	120-123

## 2017-18 YEAR IN REVIEW

NHL Standings.....	126
Capitals Notes .....	121-134
Season Timeline .....	135-136
Capitals Statistics and Results .....	137-145
Highs, Lows and Streaks .....	146
Shootouts & Penalty Shots .....	147
Individual Game-by-Game Statistics.....	148-153
Goals and Shots by Period.....	154
Injuries and Transactions.....	155

## TEAM HISTORY

Year-by-Year Results .....	158
Year-by-Year Leaders .....	159
Career Leaders.....	160
Single-Season Leaders.....	161
Season-by-Season Recaps .....	162-204
General Managers, Head Coaches & Captains .....	205
All-Time Player Register.....	206-233
All-Time Goaltender Register.....	234-236
All-Time Sweater Numbers .....	237-239
Retired Numbers.....	240
Uniform History.....	241
All-Time Draft Selections.....	242-245
Transactions .....	246-254
All-Time Record vs. NHL Franchises .....	255
Game-by-Game Results by Team.....	256-263
Longest Streaks by Season and Best and Worst Months.....	264
Special Teams and Attendance .....	265
Opening Games and Holidays .....	266
Hat Tricks.....	267-269
Shootouts.....	270-263
Overtime .....	274-275
Shootouts.....	276-277
Penalty Shots .....	278
Capitals and Capital One Arena Firsts.....	279
Capitals NHL Award Winners .....	280-281
Capitals Honors.....	282-283
All-Star Game .....	284
Record Book .....	285-289

## PLAYOFF HISTORY

Stanley Cup Timeline .....	291-294
Year-by-Year Results .....	295
All-Time Playoff Scoring .....	296-297
Career Leaders .....	297
All-Time Goaltending.....	298
Overtime .....	299

Hat Tricks and Penalty Shots.....	300
Game-by-Game Results .....	301-306
Year-by-Year Statistics .....	307-311
Record Book .....	312-314

## OPPONENTS

Series History and 2017-18 Reviews .....	317-376
--	---------

## MISCELLANEOUS

NHL Directory.....	378
NHL On-Ice Officials .....	379
2017-18 Key NHL Dates.....	380
Capitals Broadcasters.....	381-382
Washington, D.C.....	383+

## 2018-19 WASHINGTON CAPITALS OFFICIAL GUIDE

### Written, edited and designed by the Washington Capitals media relations staff:

Sergey Kocharov, Tommy Chalk, Megan Eichenberg

### Cover Design: Andy Mattice

**Special Thanks:** Mike Vogel, Chase Pyke, Elizabeth Pace,  
Peter Robinson, Don Fishman, Michelle Trostle, Ben Raby

**Photography:** Patrick McDermott, NHL Images/Getty  
Images Staff, Bruce Bennett, Rafael Suanes, Mitchell Layton, Greg  
Fiume, Washington Capitals Archives

### Washington Capitals

MedStar Capitals Iceplex  
627 N. Glebe Rd., Suite 850  
Arlington, VA 22203  
202.266.2200  
Fax: 202.266.2360  
WashingtonCaps.com





# Media Information

**SERGEY KOCHAROV**

Vice President of Communications  
Office: 202.266.2356  
Cell: 703.405.0984  
skocharov@washcaps.com  
Twitter - @SergeyKocharov

**TOMMY CHALK**

Manager of Media Relations & Content  
Office: 202.266.2357  
Cell: 240.446.2578  
tchalk@washcaps.com  
Twitter - @Tommy\_Chalk

**MEGAN EICHENBERG**

Manager of Communications & Publicity  
Office: 202.266.2310  
Cell: 540.903.1627  
meichenberg@washcaps.com  
Twitter - @MegEic

**CAPITALS COMMUNICATIONS ASSISTANT:** Chase Pyke (O: 202.266.2299; cpyke@washcaps.com)

**CAPITALS CONTENT ASSISTANT:** Zach Shapiro (O: 202.266.2311; zshapiro@washcaps.com)

**CAPITAL ONE ARENA GAME DAY STAFF:** Lara Alexander, Zach Arden, Conor Beamer, Macy Dolton, Elizabeth Harley, Leslie Isler, Emily Jimenez, Lauren Shear, Alexandra Symcak

**PRACTICE SCHEDULE**

WashingtonCaps.com under "Schedule"

Updates provided on Caps Today and twitter.com/CapitalsPR

The Washington Capitals communications staff works to provide information about the team and access to players, coaches and management in a timely manner for members of the media.

**CREDENTIALS & MEDIA SERVICES****Media Credentials**

Credentials are issued to media who cover the Capitals both seasonally and on a game-by-game basis and are required for admission to the media areas at both Capital One Arena and MedStar Capitals Iceplex. All credentials must include the bearer's name and affiliation and are non-transferable.

Season credentials: All season credentials are issued prior to the season. Season credentials do not guarantee a seat in the press box; credential holders must contact Capitals manager of media relations & content Tommy Chalk (tchalk@washcaps.com) by 2 p.m. the day prior to a game in order to reserve seating. A media credential cannot be used to sit in spectator seating areas.

Media who do not have a season credential may apply for single-game credentials. These requests must be directed to Capitals manager of media relations & content Tommy Chalk (tchalk@washcaps.com) and received no later than 2 p.m. the day prior to a game. The credential is good only for the game printed on the tag and must be displayed to Capital One Arena security personnel to gain entry to restricted media areas.

All Capitals practice sessions are open to approved members of the media.

Non-North American media outlets are required to request media credentials through the National Hockey League by contacting David Keon at dkeon@nhl.com.

Capitals media credentials are issued to print, television, radio and online media outlets that adhere to professional standards, regularly produce quality content and have a demonstrated audience. Space limitations may impact the decision to grant credentials. The final decision on all applications for media credentials rests with the Capitals media relations staff; we reserve the right to revoke media credentials at any time.

**News Releases**

Accredited members of the media who would like to receive Capitals news releases via e-mail should contact a member of the media relations staff with an e-mail address. Among our releases is "Caps Today," sent daily during the season, which includes an updated practice schedule, recent transactions and the top storyline of the day.

**Audio Files**

The Capitals regularly post updated audio files in mp3 format on their website, CapitalsToday.com and on twitter.com/CapitalsPR. Radio stations, websites and other media are welcome to utilize these audio clips.

**Twitter**

Media who would like to receive updates on practice times and other breaking news via twitter or text message can sign up for the team's media Twitter feed at twitter.com/CapitalsPR. The team also maintains a general Twitter feed at twitter.com/Capitals.

**NHLMedia.com**

The NHL's password-protected media site includes statistics, press releases, game notes, credential applications and pdf files of every team's media guide. To access the site, visit <http://media.nhl.com>.

**MISCELLANEOUS NUMBERS**

Media Relations Fax: 202.266.2360

Capital One Arena Press Room: 202.628.3200 x7500

Capital One Arena Press Box: 202.628.3200 x7600

Capital One Arena Press Room Fax: 202.661.5011

**Media Entrance**

The media entrance to Capital One Arena is located between 6th Street and F Street. Credentials to Capitals games may be picked up at the media entrance, which is open from three hours prior to game time until the midway point of the first period. All media must show a photo ID and are subject to a security search. Media attending home morning skates and games will no longer be able to access the event level through stairwell one; all entry to the building must now go through security control (located on 6th street between F & G).

**Press Work Area and Press Lounge**

The new press work area and press lounge are located on the Event Level (ice level). The press lounge is located directly adjacent to the media work area directly next to stairwell one. Meals are served buffet style, catered by Aramark, two hours prior to game time and media members will be charged \$10 per meal (receipts provided). All food must be consumed in the press lounge and may not be taken to the press box. The press work area is located in the same room adjacent to the press lounge. There are reserved seats for beat media and additional work spaces with telephones and wireless Internet access.

**Press Box**

The press box is on the sixth floor of Capital One Arena on the penalty box side of the ice. Seats are on an assigned basis only. Please check the seating charts in the press room or press box, or check with the press box attendant for your seat assignment. The press box features wireless Internet access. In order to ensure seating in the press box, it is necessary for all media to notify the Capitals media relations staff of their attendance by 2 p.m. the day prior to the game. If you do not have an assigned seat, please check with a member of the media relations staff.

**Media Parking**

Media parking at Capital One Arena is extremely limited and assigned prior to the season. There are numerous lots within walking distance of Capital One Arena, and Capital One Arena is adjacent to the Gallery Place/Chinatown Metro Station. Gallery Place can be reached on the Red, Yellow and Green lines. It is also one stop away from Metro Center, which provides service to the Blue, Orange and Silver lines.

**Photography**

Capital One Arena has a limited number of photo positions. All photo positions will be assigned prior to the game by team photographer Patrick McDermott (patrick@patrickmcdermott.com). Daily print and wire services receive priority for the prime positions. Freelance photographers will not receive credentials; all photographers must be on assignment. Still photographers must receive permission in advance from a member of the media relations staff for postgame admission to the Capitals locker room.

**MEDIA FACILITIES – MEDSTAR CAPITALS ICEPLEX Work Room**

MedStar Capitals Iceplex features a media work room adjacent to the ice, near the entrance of the Capitals locker room. The work room features Ethernet cables and complimentary wireless Internet access.

**MEDIA ACCESS AND INTERVIEWS****Practice Sessions**

The media has access to all team practices at all practice facilities, including game-day skates, in accordance with the NHL Media Regulations. The media is allowed to enter the team locker room five minutes after the first regular player who has participated in the entire practice leaves the ice. In the event of a team meeting, the media will be allowed access immediately following the conclusion of the meeting. The locker room is closed to the media prior to and during practice.

Per NHL Media Regulations, media access at MedStar Capitals Iceplex is limited to the team's main locker room and the entrance to the locker room. All other areas of the training center are off limits to media.

Capitals game-day skates are typically held at 10 a.m. at MedStar Capitals Iceplex.



# Media Information

## Pregame

The Capitals locker room is closed prior to game time, although requested players will be made available during a 30-minute window beginning two hours prior to faceoff, with priority given to broadcast rightsholders. Television networks, including rightsholders, requesting pregame interviews with a player are asked to request these times prior to or during the morning skate. Head coach Todd Reirden is available to the media following all morning skates at MedStar Capitals Iceplex. Those media members who are unable to attend that day's morning skate and wish to interview Reirden at Capital One Arena must contact Capitals vice president of communications Sergey Kocharov (skocharov@washcaps.com) prior to the morning skate to arrange a time to meet with Reirden before the game.

## Postgame

The Capitals locker room will be open to working media five minutes after the conclusion of the game. Head coach Todd Reirden's press conference will follow approximately 15 minutes after the game in the Interview Room. If the media wishes to interview a player who is not present in the locker room, contact a Capitals media relations representative who will locate the player.

## Video

All outlets are prohibited by the National Hockey League from shooting game footage of any Capitals game being played at Capital One Arena. Television and online outlets are welcome to shoot Capitals practices, but are restricted to broadcasting five minutes of on-ice video content from any one practice. There is no limit to the length of interviews that outlets may broadcast. Please note that all media members (except for rightsholders and local television affiliates) are prohibited from shooting video or still photography of post-game player interviews in the Capitals locker room.

## Players' Personal Telephone Numbers

At no time will a player's home or mobile phone number be released to either the media or the public unless the player specifically authorizes such release. Members of the media attempting to reach players must do so through the Capitals media relations staff; failure to do so, regardless of a media member's existing relationship with a player, may result in forfeiture of credentials.

## Team Medical Rooms

Team medical rooms located at Capital One Arena, MedStar Capitals Iceplex or any other practice facility are off limits to the media at all times.

## Autographs

Media attending Capitals practices or games are strictly forbidden from requesting autographs. Any person with a media pass observed asking players for autographs will be asked to leave and may not be granted credentials in the future.

## DIRECTIONS TO CAPITAL ONE ARENA

**From National Airport** – Take I-395 North to 12th Street exit (stay left) ... right onto Constitution Avenue, NW ... left onto 6th Street, NW

**From BWI Airport** – Take Baltimore/Washington Pkwy. (I-295 South) to US Rt. 50 ... US Rt. 50 West toward Washington (New York Avenue, NE) ... left on 6th Street, NW

**From Dulles Airport** – Take Dulles Toll Road (Rt. 267 East) to I-66 East (becomes Constitution Avenue, NW) ... left on 6th Street, NW

**From Metrorail** – Capital One Arena is located at the Gallery Place/Chinatown stop on the Red, Yellow and Green lines and just blocks from Metro Center on the Orange, Blue and Silver lines

## DIRECTIONS TO MEDSTAR CAPITALS ICEPLEX

**From Washington, D.C.** – Take Constitution Ave. west, toward the Lincoln Memorial ... take I-66 West ... take exit 71/Glebe Rd. and take a left on to Glebe Rd. ... pass Wilson Blvd. and the rink is on the eighth level of the parking garage attached to Ballston Quarter.

**From National Airport** – Take George Washington Parkway North toward Arlington ... take I-66 West ... take exit 71/Glebe Rd. and take a left on to Glebe Rd. ... pass Wilson Blvd. and the rink is on the eighth level of the parking garage attached to Ballston Quarter.

**From Dulles Airport** – Dulles Toll Road (Rt. 267 East) to I-66 ... take I-66 East ... take exit 71/Glebe Rd. and take a right on to Glebe Rd. ... pass Wilson Blvd. and the rink is on the eighth level of the parking garage attached to Ballston Quarter.

**From BWI Airport** – Take I-195 West to I-95 ... take I-95 South to the Capital Beltway (I-495) ... take I-495 West into Virginia ... take George Washington Parkway South ... take I-66 West ... take exit 71/Glebe Rd. and take a left on to Glebe Rd. ... pass Wilson Blvd. and the rink is on the eighth level of the parking garage attached to Ballston Quarter.

**From Metrorail** – MedStar Capitals Iceplex is located two blocks from the Ballston stop on the Orange and Silver line ... Follow Stuart Street to Ballston Quarter and take the parking garage elevators to the eighth level.



# Washington Capitals Club Directory

MedStar Capitals Iceplex • 627 North Glebe Road, Suite 850 • Arlington, VA 22203

## Ownership (Monumental Sports & Entertainment)

Founder, Chairman, Majority Owner and CEO	Ted Leonsis
Vice Chairman and Capitals President	Dick Patrick
Vice Chairman	Raul Fernandez
Vice Chairman and Mystics President, Managing Partner	Sheila Johnson
MSE Partner and Managing Partner, AFL	Roger Mody
MSE Partner	David Blair
MSE Partner	Scott Brickman
MSE Partner	Neil Cohen
MSE Partner	Jack Davies
MSE Partner	Richard Fairbank
MSE Partner	Michelle DiFebo Freeman
MSE Partner	Richard Kay
MSE Partner	Jeong H. Kim
MSE Partner	Mark D. Lerner
MSE Partner	Anthony Nader
MSE Partner	Laurene Powell
MSE Partner	Fred Schaufeld
MSE Partner	Earl Stafford
MSE Partner	George Stamas
MSE Partner	Cliff White

## Hockey Operations

Senior Vice President, General Manager & Alternate Governor	Brian MacLellan
Assistant General Manager, Dir. of Legal Affairs	Don Fishman
Assistant General Manager	Ross Mahoney
Director of Player Personnel	Chris Patrick
Director of Hockey Operations	Kris Wagner
Director of Player Development	Steve Richmond
Professional Development Coach	Olie Kolzig
Director of Team Services	Rob Tillotson
Director of Hockey Analytics	Tim Barnes
Manager of Hockey Analytics	HT Lenz
Hockey Operations Assistant	Jeremy Sinton

## Coaching Staff

Head Coach	Todd Reirden
Assistant Coach	Scott Arniel
Assistant Coach	Reid Cashman
Assistant Coach	Blaine Forsythe
Assistant Coach, Video	Brett Leonhardt
Goaltending Coach	Scott Murray
Video Analyst	Tim Ohashi

## Minor League Staff

Head Coach, Hershey Bears	Spencer Carbery
Assistant Coach, Hershey Bears	Mike Eastwood
Assistant Coach, Hershey Bears	Patrick Wellar
Associate Goaltending Coach	Alex Westlund
Athletic Trainer, Hershey Bears	Murphy Luatua
Strength and Conditioning Coach, Hershey Bears	Mike Wagner
Video Assistant, Hershey Bears	Mike King

## Scouting Staff

Head Amateur Scout	Steve Bowman
Pro Scout/Minor League Operations	Jason Fitzsimmons
Scout	Darrell Baumgartner
Scout	Matt Bradley
Scout	Danny Brooks
Scout	Alan Haworth
Scout	Phil Horner

Scout	Peter Ihnacak
Scout	Ed McColgan
Scout	Martin Pouliot
Scout	Terry Richardson
Scout	Brian Sutherby
Scout	A.J. Toews
Scout	Mats Weiderstal

## Medical Staff

Head Athletic Trainer	Jason Serbus
Assistant Athletic Trainer	Michael Booi
Strength and Conditioning Coach	Mark Nemish
Assistant Strength and Conditioning Coach	Zack Leddon
Massage Therapist	Cleo Bates
Athletic Training Assistant	Mike Harrington

## Equipment Staff

Head Equipment Manager	Brock Myles
Assistant Equipment Manager	Craig Leydig
Equipment Assistant	Dave Marin
Locker Room Assistant	Ray Straccia

## Monumental Sports Executives

President of Business Operations	Jim Van Stone
President of Venues	David Touhey
Chief Financial Officer	Peter Biche
Executive Vice President and General Counsel	Randy Boe
Senior Vice President of Team Finance	Keith Burrows
Senior Vice President, Chief of Staff	Monica Dixon
Senior Vice President of Global Partnerships	Patrick Duffy
Senior Vice President and GM, Monumental Sports Network	Zach Leonsis
Senior Vice President of Marketing	Hunter Lochmann
Senior Vice President of Capitals Sales & Arena Events	Darren Montgomery
Senior Vice President of Executive Suites	Rick Moreland
Senior Vice President of People & Culture	Kelly Skoloda
Senior Vice President of Ticket Operations	Chris Sheap
Senior Vice President of Administration	Michelle Trostle
Vice President of Communications, MSE	Kate Bedingfield

## Administration

Senior Director of Information Technology	Brian McPartland
Administrative Assistant	Valerie Howell
Administrative Assistant	Chuquita Pettus
Building Engineer	Mike Spriggs

## Communications

Vice President of Communications	Sergey Kocharov
Manager of Media Relations and Content	Tommy Chalk
Manager of Communications and Publicity	Megan Eichenberg
Senior Editor and Content Strategist	Mike Vogel

## Monumental Sports & Entertainment Foundation

Executive Director, MSE Foundation	Elizabeth Pace
Manager, MSE Foundation	Kelly Compton
Coordinator, MSE Foundation	Michael Pierce

## Broadcasting

Senior Director of Radio Broadcasting/Radio Play-by-Play	John Walton
Radio Analyst	Ken Sabourin



# Washington Capitals Club Directory

## Marketing

Director of Marketing .....	Megan Garner
Manager of Amateur Hockey and Alumni Relations .....	Jessie Thompson
Manager of Marketing and Fan Development .....	Liz Wardlow
Marketing Assistant .....	Erica Sandidge
Director of Advertising .....	Kristie Shields
Senior Director of Digital Media .....	James Heuser
Manager of Digital Media .....	Zach Guerette
Senior Managing Web Developer .....	Maggie Wenz
Director of Community Relations .....	Peter Robinson
Community Relations Coordinator .....	Heidi Hafker
Director of Game Entertainment .....	Tyler Hines
Manager of Game Entertainment .....	Brian Gleason
Game Entertainment Coordinator .....	Alexa Tanzi
Mascot Coordinator .....	Andrew Hill
Graphic Designer .....	Andrew Mattice

## Global Partnerships

Vice President of Global Partnerships .....	Roger Moskowitz
Vice President of Global Partnerships .....	Bob Rossi
Vice President of Global Partnerships .....	Lee Stacey
Vice President of Global Partnerships .....	Lew Strudler
Senior Director of Global Partnerships .....	Michael Merolla
Senior Director of Global Partnership Solutions .....	Greg Monares
Senior Director of Global Partnership Strategy and Development .....	Amanda Tischler
Director of Global Partnerships .....	John Blume
Director of Global Partnerships .....	Erik Leibovitz
Global Partnerships Account Executive .....	Zack Collins
Global Partnerships Account Executive .....	Rebecca Musser
Global Partnerships Account Executive .....	Garrett Scanlon
Senior Manager of Global Partnership Marketing .....	Rachel Lupo
Senior Manager of Global Partnership Marketing .....	Andrea Martynec
Senior Manager of Global Partnership Activation .....	Nicole Blum
Senior Manager of Global Partnership Marketing .....	Letitia Petrillo
Senior Manager of Global Partnership Activation .....	Mindy Pipes
Global Partnership Marketing Manager .....	Jack Dennehy
Global Partnership Marketing Manager .....	William Glomstead
Global Partnership Marketing Manager .....	Matt Kronzek
Global Partnership Marketing Manager .....	Krystin Lawson
Global Partnership Marketing Manager .....	Haley Leonard
Global Partnership Marketing Manager .....	Hayden Terlip
Senior Manager of Global Partnership Strategy .....	Mallory Walker
Senior Manager of Global Partnership Design .....	Britton Spark
Global Partnership Design Manager .....	Katherine Spence
Global Partnership Design Coordinator .....	Brittany Mansouri

## Finance

Senior Director of Accounting .....	Jill Ruehle
Staff Accountant .....	Mary Clamp
Accounts Payable .....	Alex Guerere

## Ticket Sales & Service

Senior Director of Membership Services .....	Greg Gosselin
Assistant Director of Membership Services .....	Tony Pimpinella
Membership Services Manager .....	Alexandra Bryne
Membership Services Manager .....	Nick Castillo
Membership Services Manager .....	Samantha Kurdyla
Membership Services Manager .....	Katherine Mann
Membership Services Manager .....	Allie Smith

Membership Services Manager .....	Cody Taduran
Membership Services Manager .....	Laura Turnbull
Director of Ticket Sales .....	Steve Zarick
Director of Ticket Operations .....	Jordan Cookler
Senior Manager of Ticket Operations .....	Steve Kaufman
Assistant Manager of Ticket Operations .....	Christian Jensen
Ticket Sales and Service Coordinator .....	Molly McShalley
Senior Regional Sales Manager .....	Jaclyn Benjamin
Regional Sales Manager .....	Matt Bechtel
Regional Sales Manager .....	Marc Bezbatchenko
Regional Sales Manager .....	Josh Espo
Regional Sales Manager .....	Aaron Freeman
Regional Sales Manager .....	Cliff Gault
Regional Sales Manager .....	Zach Gezo
Regional Sales Manager .....	Sam Lowenthal
Regional Sales Manager .....	Devin Mauck
Regional Sales Manager .....	Peter Sullivan
Ticket Sales and Service Coordinator .....	Melissa Moore
Senior Director of Arena Events .....	Jill Buxbaum
Senior Manager of Corporate Sales .....	Jimm Bonk
Senior Manager of Corporate Sales .....	Jim Anderson
Senior Manager of Corporate Sales .....	Pete Sekulow
Manager of Corporate Sales .....	Mark Cormack
Director of Amateur Hockey Sales .....	Tim Bronaugh

## Suites

Senior Director of Sales .....	Richard Garrard
Senior Director of Sales .....	Greg Turner
Senior Director of Sales .....	Bruce Zalbe
Director of Sales .....	Vlady Entin
Sales Manager .....	Brian Dean
Sales Manager .....	Ron Potter
Sales Manager .....	Evan Waghelstein
Senior Director of Client Services .....	Lorin Hranicka
Senior Manager of Client Services .....	Tricia Aoki
Client Services Manager .....	Rachel Northridge
Sales Service Manager .....	Grace White
Senior Director of Operations .....	Kerry Gregg
Assistant Director of Operations .....	Sharlett Nobles
Box Office Manager .....	Stephanie Zok

## Television Rightsholder

Television Rights Holder .....	NBC Sports Washington
Television Play-by-Play .....	Joe Beninati
Television Analyst .....	Craig Laughlin
Television Reporter .....	Al Koken
Studio Analyst .....	Alan May



# Capital One Arena



Capital One Arena is a 20,000-seat multi-purpose sports and entertainment venue, owned and operated by Monumental Sports & Entertainment, in the Penn Quarter neighborhood of Chinatown in downtown Washington, D.C. The arena is home to the NBA's Washington Wizards, the NHL's Washington Capitals, the WNBA's Washington Mystics, the AFL's Washington Valor and the NCAA's Georgetown Hoyas men's basketball team.

Boasting an average of 220 events per year, Capital One Arena is the heart of an \$9.2 billion redevelopment that began more than 20 years ago when the arena was built and opened on Dec. 2, 1997. Since then the privately-financed arena in downtown Washington has hosted more than 47 million people and more than 4,500 events.

The surrounding neighborhood throughout the years has been rejuvenated by a plethora of restaurants, condominiums and businesses, making the Seventh Street corridor an entertainment destination.

In June 2010, Ted Leonsis became the majority owner of Capital One Arena and formed Monumental Sports & Entertainment (MSE). MSE includes ownership of the NBA's Washington Wizards, the NHL's Washington Capitals, the WNBA's Washington Mystics, the AFL's Baltimore Brigade and Washington Valor, NBA G-League's Capital City Go-Go, NBA 2K League's Wizards District Gaming and Capital One Arena. Monumental Sports & Entertainment also manages MedStar Capitals Iceplex, the MedStar Wizards District Gaming Studio, the MedStar Wizards Performance Center at the new arena on St. Elizabeths Campus in southeast Washington, D.C., and EagleBank Arena at George Mason University. In January 2013, MSE launched Monumental Sports Network, the mid-Atlantic region's top direct-to-consumer destination for exclusive fan experiences and original sports content across desktop, tablet, mobile and OTT streaming devices.

As an arena in the heart of downtown Washington, D.C., Capital One Arena has hosted a multitude of high-profile events in its history, ranging from the 2018 and 1998 Stanley Cup Finals to the NBA (2001) and WNBA (2002, 2007) All-Star games to the 2003 World Figure Skating Championship, the ACC Men's Basketball Tournament (2005, 2016), the first and second rounds of the NCAA Division I men's basketball tournament (1998, 2002, 2008) as well as the second and third rounds (2011), the Big Ten Men's Basketball Tournament (2017) and the A10 Men's Basketball Tournament (2018). In 2019, the NCAA

East Regional will return to Capital One Arena for the third time. The ACC Men's Basketball Tournament will return to D.C. in 2021.

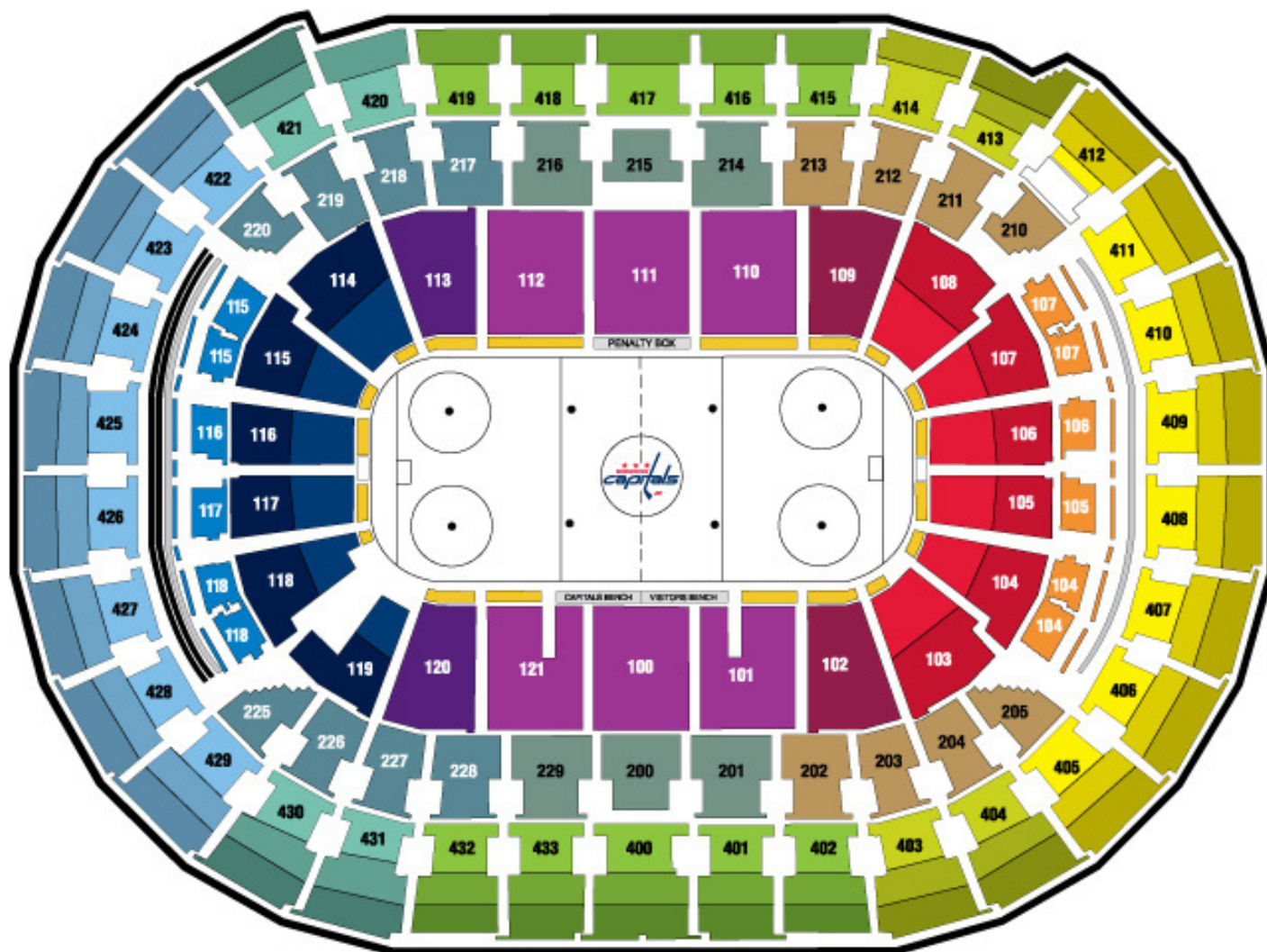
Entertainment at the arena would not be complete without concerts and family shows ranging from all-time greats to current-day chart-topping artists. In the 21-year history of the arena some of the artists who have roamed the halls and mastered the stage at Capital One Arena include: U2, Lady Gaga, Madonna, The Three Tenors, Barbra Streisand, Bon Jovi, Prince, Tim McGraw & Faith Hill, Beyonce, the Dalai Lama, Tina Turner, Keith Urban, Paul Simon and Sting, Taylor Swift, Elton John, Usher, Disney on Ice and WWE.

In terms of history, two events have taken place every single year in the building dating back 40 plus years to the old Capital Centre, making them the longest tenured events between both buildings: the Harlem Globetrotters (1973) and the Washington International Horse Show (1975).

Other amenities in the arena include the Etihad Airways Lounge, The PwC Club, Maryland Live! Casino Players Club, Budweiser Brew House, Beck's Lounge and the Team Store. VIDA Fitness and Bang Salon, McDonald's, Chipotle, Dunkin Donuts, The Greene Turtle Sports Bar & Grille and Hertz also have retail locations at the arena.



# Capital One Arena



## SINGLE-GAME TICKET INFORMATION

For individual-game tickets please call 202-397-SEAT or order online at [WashingtonCaps.com](http://WashingtonCaps.com) and [Ticketmaster.com](http://Ticketmaster.com). You can also purchase in person at any Ticketmaster location or the Capital One Arena Box Office.

## TICKET PLAN AND GROUPS INFORMATION

For information on Caps ticket plans and group sales, please call 202.266.CAPS (2277) or visit [WashingtonCaps.com](http://WashingtonCaps.com)

Capital One Arena Box Office Hours:  
Monday – Saturday, 10 am – 5:30 pm

Accessible seating info 202-661-5065; TTY 202-561-5066

# MedStar Capitals Iceplex



## MedStar Capitals Iceplex

The Washington Capitals ushered in a new era for the franchise in 2006 with the opening of MedStar Capitals Iceplex, a community ice rink in Arlington, Va., that serves as the Capitals' training facility and home to the team's administrative offices. The project, a joint venture between the Washington Capitals and Arlington County, is located on the eighth level of the parking garage attached to Ballston Quarter.

The 137,000-square-foot facility includes two NHL-size ice rinks with seating for approximately 1,200, office space, two pro shops, a snack bar, media facilities and additional space for special events. The 20,000-square-foot, state-of-the-art training center for the Capitals features a large weight and fitness room, extensive athletic-training and medical facilities, spacious locker-room and lounge areas, a theater-style classroom and a high-tech video room.

MedStar Capitals Iceplex hosted Capitals training camp for the 12th year in 2018. It has also played host to 11 Capitals summer development camps and the unveiling of the team's new logos and jerseys in 2007. In 2013, MedStar Capitals Iceplex hosted the United States Olympic Men's National Team Orientation Camp, designed to assist in the preparation of the 2014 U.S. Olympic Men's Ice Hockey Team that competed at the XXII Olympic Winter Games in Sochi, Russia. It also hosted the U.S. Under-18 Select Team and U.S. Under-17 Select Team in 2015.

The structure was built atop the existing seven-story public parking garage at the corner of North Glebe Road and North Randolph Street in the heart of Ballston. The \$42.8 million project, designed by Architecture Inc. of Reston, Va., included the addition of an eighth level of parking to the garage. MedStar Capitals Iceplex is the only rink in the United States built eight or more stories above street level.

The facility is the first indoor ice rink inside the Capital Beltway in Virginia and just the second facility of its kind anywhere inside the Beltway (Ft. DuPont Ice Rink in D.C. is the other). With the Orange and Silver Line reaching the Ballston Metro Station nearby, MedStar Capitals Iceplex is the only community rink located on the Metrorail system.

The two ice sheets offer an estimated 12,000 hours of ice time per year for use by youth, high school and college hockey teams, figure skating, synchronized skating, recreational skating, learn-to-skate programs and hockey and broomball. The Washington Little Capitals, a top tier 1 program, play at the facility as well as the recently developed Capitals Hockey Academy Travel teams and Rooftop Hockey House League. At least 500 hours of ice time are donated by the Capitals to Arlington County to offer the economically disadvantaged and physically and mentally challenged members of the community an opportunity to use the facility.

### MedStar Capitals Iceplex Quick Facts

**Location:** Arlington, Va.  
**Ice Sheets:** Two, 200' x 85'  
**Square Footage:** 137,000  
**Seating:** Approx. 1,200  
**Project Cost:** \$42.8 million  
**Architect:** Architecture Inc.  
**General Contractor:** Sigal Construction

### Address

627 N. Glebe Rd. Suite 850  
Arlington, VA 22203

### For More Information

To learn more about public skating, hockey, broomball and other activities at MedStar Capitals Iceplex:

**Visit:** [www.medstarcapitalsiceplex.com](http://www.medstarcapitalsiceplex.com)

**Write:** [info@medstarcapitalsiceplex.com](mailto:info@medstarcapitalsiceplex.com)

**Call:** 571.224.0555

### Directions

**From Washington, D.C. –** Take Constitution Ave. west, toward the Lincoln Memorial ... take I-66 West ... take exit 71/Glebe Rd. and take a left on to Glebe Rd. ... pass Wilson Blvd. and the rink is on the eighth level of the parking garage attached to Ballston Quarter.

**From National Airport –** Take George Washington Parkway North toward Arlington ... take I-66 West ... take exit 71/Glebe Rd. and take a left on to Glebe Rd. ... pass Wilson Blvd. and the rink is on the eighth level of the parking garage attached to Ballston Quarter.

**From Dulles Airport –** Dulles Toll Road (Rt. 267 East) to I-66 ... take I-66 East ... take exit 71/Glebe Rd. and take a right on to Glebe Rd. ... pass Wilson Blvd. and the rink is on the eighth level of the parking garage attached to Ballston Quarter.

**From BWI Airport –** Take I-195 West to I-95 ... take I-95 South to the Capital Beltway (I-495) ... take I-495 West into Virginia ... take George Washington Parkway South ... take I-66 West ... take exit 71/Glebe Rd. and take a left on to Glebe Rd. ... pass Wilson Blvd. and the rink is on the eighth level of the parking garage attached to Ballston Quarter.

**From Metrorail –** Kettler Capitals Iceplex is located two blocks from the Ballston stop on the Orange or Silver Metro line ... Follow Stuart Street to Ballston Quarter and take the parking garage elevators to the eighth level.





# OWNERSHIP & STAFF



TED LEONSIS







# Ted Leonsis

## Founder, Chairman, Majority Owner and Chief Executive Officer Monumental Sports & Entertainment

Ted Leonsis is founder, chairman, majority owner and CEO of Monumental Sports & Entertainment, one of the largest integrated sports and entertainment companies in the country with one of the most diverse partnership groups in all of sports. Monumental Sports & Entertainment owns and operates the 2018 Stanley Cup Champion Washington Capitals (NHL), Washington Wizards (NBA), Washington Mystics (WNBA), 2018 Arena Football League Champion Washington Valor (AFL), Baltimore Brigade (AFL), Capital City Go-Go (NBA G League), Wizards District Gaming (NBA2K) and Capital One Arena in downtown Washington, D.C. The partnership operates MedStar Capitals Iceplex, the Washington Capitals' training facility and front office headquarters, and George Mason University's EagleBank Arena. Monumental is also co-owner of aXiomatic, which has controlling interest in global esports franchise Team Liquid; Mr. Leonsis is co-executive chairman of aXiomatic.

Monumental -- a sports, entertainment, media and technology company -- was formed in June 2010 and serves a thriving regional sports community. It is the only privately-held company in a top-10 market to own and operate seven professional sports teams and an arena.

The company also owns Monumental Sports Network, a first-of-its-kind regional sports network for digital, mobile and over-the-top platforms that allows users to access content whenever and wherever they want.

Monumental and NBC Sports Washington, part of the NBC Sports Group, have developed an advanced media partnership that includes NBCSW's exclusive media rights to the Capitals and Wizards, and saw Monumental become an equity partner in NBCSW. NBC Sports Group has also invested in Monumental Sports Network, creating a cross-equity leadership structure.

Beginning in the fall of 2018, as part of a joint venture with the D.C. mayor's office and Events DC, Monumental will lease space in the new Entertainment & Sports Arena in Ward 8 in Southeast Washington. The new venue and basketball facility will include practice courts for the Wizards and serve as the Mystics and Go-Go home court. The arena is part of the St. Elizabeths East Campus redevelopment and is expected to generate significant expansion of arts, cultural, entertainment and civic programming. This project is designed to be a catalyst for new opportunities in Ward 8 and citywide and create a destination for residents and visitors.

Mr. Leonsis serves on the board of governors for the NBA and NHL as well as on the executive committee of the NHL. He previously was chairman of the NBA media committee.

### Revolution and Venture Capital Investor

Mr. Leonsis is a cofounder and partner at Revolution Growth, which invests speed-up capital in businesses outside of Silicon Valley that are leveraging technology and new models to disrupt existing, multi-billion dollar industries. The firm makes a select group of investments each year, typically investing \$25-50 million per deal, and invests in some of the economy's largest sectors including sports, media, entertainment and education technologies, transportation, energy, financial services, food and government services. Investments include companies such as Sportradar USA, DraftKings, Bedrock Manufacturing (parent company of Shinola and Filson), Resonate, Oporo, CustomInk, Cava and sweetgreen. He also serves on the boards of several public companies ranging from American Express to Groupon.

He also has made investments and owned equity in numerous companies, including Google, AOL, Revolution Money, AddThis, Preview Travel (Travelocity), GridPoint, Inside.com, MobilePosse, ObjectVideo, Vox Media, Zedge, Tripatorati, Personal, I-Village, Proxicom, Cricket Media, MediaBank, Two Harbors, Videology, Algentis, Social Radar and Forbes' Travel Guide.

### Filmmaker and Digital Entrepreneur

Mr. Leonsis created and produced the award-winning film Nanking. The film premiered at the 2007 Sundance Film Festival and was awarded the Documentary Editors Award. The film went on to win a Peabody Award and an Emmy Award. The film was distributed theatrically, appeared on HBO and is one of the most viewed documentaries of all time because of its wide distribution in theater and on television throughout China. Mr. Leonsis also produced the documentary film Kicking It, which premiered at the 2008 Sundance Film Festival and aired on ESPN. He then produced A Fighting Chance, which aired on ESPN in 2010. In 2013 he produced Lost for Life, a documentary that explores juvenile offenders who have been sentenced to life without parole. Lost for Life was broadcast in 58 countries in 2014 and garnered both critical acclaim and ratings success. Most recently he produced the documentary We the People: The Market Basket Effect, which aired on Pivot and iTunes and was released theatrically.

Mr. Leonsis is the founder and chairman of ViewLift, a full-service content distribution platform for the web, OTT and mobile, which empowers media companies, sports leagues and

teams, education providers and others to monetize their content through native branded apps on every major digital device. ViewLift offers a complete end-to-end solution for creating, launching and monetizing video applications across 28 device platforms, including mobile, over-the-top, connected TV and game consoles. Mr. Leonsis also is the founder, chairman and largest shareholder in SnagFilms, which has more than 5,000 movies, TV show episodes, documentaries and original comedy shorts in its free, online digital library.

### Philanthropy

Through the Leonsis Foundation, his sports teams, the Monumental Sports & Entertainment Foundation, SnagFilms and his family's personal giving, Mr. Leonsis supports hundreds of charities each year. In 2015 Mr. Leonsis was named chairman of the board of DC-CAP (District of Columbia College Access Program), which is dedicated to encouraging and enabling D.C. public high school students to enroll in and graduate from college.

Other highlighted charities and causes include Best Buddies, DC Central Kitchen, See Forever Foundation, Venture Philanthropy Partners, Street Soccer USA, YouthAIDS, GlobalGiving.org, College Success Foundation - District of Columbia, Potomac School, Georgetown University, Children's Hospital, Potomac Valley Amateur Hockey Association, Salvation Army Angle Tree, Alliance for Lupus Research, Serve DC, Fort Dupont Ice Arena and Ice Hockey Club, USO of Metropolitan Washington, Capital Area Food Bank, Flashes of Hope, Inova Health System Foundation, UNICEF, obesity prevention and numerous local schools and cancer research and awareness programs.

As the former vice chairman of Washington 2024, Mr. Leonsis assumed a leading role in guiding the region's bid for the 2024 Summer Olympic and Paralympic Games. In June 2014 the United States Olympic Committee identified Washington and three other cities as potential locations.

### AOL

During his almost 14-year career at AOL, Mr. Leonsis served as president of America Online Services Company, president of AOL Studios, president of AOL Web Properties, vice chairman and president of AOL Core Services, vice chairman and president of AOL Audience Business and vice chairman emeritus. The company recorded its greatest levels of innovation and growth under his leadership, and in May 2010 AOL named a central office tower The Leonsis Creative Center in his honor. Mr. Leonsis retired from active management of AOL in 2006.

### Author

Mr. Leonsis has authored numerous books, including Blue Magic: The People, Power and Politics Behind the IBM PC and The Business of Happiness: 6 Secrets to Extraordinary Success in Work and Life.

### Leonsis Facts

- Blogs regularly at Ted's Take (TedsTake.com)
- Previously served a 12-year term on the board of directors at Georgetown University
- Coined term "filmanthropy" to signify films that shine a light on important topics and activate charitable giving (2006)
- Created a 101-item life-list following an early 1980s reckoning and has checked off 83 of the 101 things to do
- Founded the first new media company: Redgate Communications in 1986
- Coined the phrase "New Rules - New Media" in 1987
- Co-invented successful board game "Only in New York" (1983)
- Founded six personal computer magazines between 1981 and 1988
- Served as mayor of Orchid, Fla. (1990-94)

### Awards and Honors

- Emmy Award
- Peabody Award
- Sports Business Journal 50 Most Influential People in Sports Business
- Washington Business Man of the Year
- Washingtonian of the Year
- Georgetown University John Carroll Award
- United States Sports Academy Theodore Roosevelt Meritorious Achievement Award
- Greater Washington Urban League Unsung Philanthropist Award
- TAPS Engaged Philanthropist Award
- Tech Council of Maryland Lifetime Achievement Award
- Northern Virginia Technology Council Hall of Fame Award
- Top 10 Creative Executives in America
- Top 20 Most Powerful People in Sports
- Lowell (Mass.) High School Alumni Hall of Fame





# Dick Patrick

## Vice Chairman, Monumental Sports & Entertainment President, Washington Capitals

Dick Patrick has been part of the Washington Capitals organization since 1982 and was one of Ted Leonsis's original partners when Monumental Sports & Entertainment was formed in June 2010. Mr. Patrick is President of the Capitals and Vice Chairman of Monumental Sports & Entertainment. For the first five years of MSE's existence, Mr. Patrick also assumed initial responsibility as Chief Operating Officer and was involved in all facets of operating three professional sports franchises – the Capitals, Washington Wizards and the Washington Mystics – and Capital One Arena.


For three generations the family name of Patrick has been synonymous with the sport of hockey and the National Hockey League. Mr. Patrick's grandfather, Lester Patrick, was the longtime coach and general manager of the New York Rangers. In his honor the Lester Patrick Trophy is awarded annually for "outstanding service to hockey in the United States." It was Lester who instilled in his family the desire to remain active in the advancement of the sport of hockey and the National Hockey League. Mr. Patrick's father, Muzz, and uncle, Lynn, both played on the 1940 New York Rangers team that captured the Stanley Cup. In October 2012, Dick Patrick was awarded the Lester Patrick Trophy for his contributions to hockey in the United States. Last season Mr. Patrick and his son, Chris, who is the Capitals director of player personnel, became the sixth and seventh family members of the Patrick to win the Stanley Cup, a tradition that goes back 100 years in their legendary family.

Mr. Patrick's cousin, Craig Patrick, played for the Capitals from 1977-79. He won two Stanley Cups as general manager of the Pittsburgh Penguins and was enshrined in the Hockey Hall of Fame in November 2001 in the "builder" category.

Before Mr. Patrick's arrival, the Capitals had never advanced to postseason play. In his 34 seasons with the club, Washington has qualified for the playoffs 27 times – including the team's Stanley Cup championship in 2018, the run to the Stanley Cup Final in 1998 and three Presidents' Trophy-winning teams (2009-10, 2015-16, 2016-17).

In addition to his commitment to the Capitals, Mr. Patrick previously served as co-chairman of the Washington, D.C., Division of the Fighting Blindness League. FBL, a charity event sponsored by the National Hockey League, benefits the Foundation Fighting Blindness in the fight against retinal degenerative diseases. Held in nine NHL cities on the eve of the Stanley Cup playoffs, FBL gives participants the chance to "own" an imaginary NHL franchise and participate in a rotisserie-style fantasy draft of NHL players.

Born in 1946 in Victoria, B.C., Mr. Patrick grew up in the United States. He earned his undergraduate degree from Dartmouth College and a law degree from the Washington College of Law at American University. He has developed commercial real estate in the Washington, D.C., area for more than 20 years and, while raising children who have skated within local youth hockey programs, he has been instrumental in increasing the Capitals' involvement in youth programs throughout the area.



# Monumental Sports & Entertainment

Monumental Sports & Entertainment owns and operates five professional sports teams: the NBA's Washington Wizards, NHL's Washington Capitals, the WNBA's Washington Mystics and the AFL's Baltimore Brigade and Washington Valor. Monumental, which merged Lincoln Holdings and Washington Sports and Entertainment on June 10, 2010, also owns and operates Capital One Arena, the premier sports and entertainment venue in Washington, D.C. Additionally, the group operates Kettler Capitals Iceplex, the Capitals' state-of-the-art training facility in Arlington, Va., and George Mason University's Patriot Center, located in Fairfax, Va.

Monumental Sports & Entertainment operates in the nation's fifth-biggest media market and is one of the largest integrated sports and entertainment companies in the country with one of the most diverse partnership groups in all of sports.

## Raul Fernandez

Vice Chairman, Monumental Sports & Entertainment

Raul Fernandez has more than two decades of investing and executive experience helping scale innovative and fast-growing technology companies. Most recently, he served as Chairman and Chief Executive Officer of ObjectVideo, a leading developer of intelligent video surveillance software, which was sold to Alarm.com. He is also a Special Advisor at General Atlantic, a growth equity firm with more than \$28 billion under management, providing strategic support and advice to the firm's investment teams and portfolio companies.

Mr. Fernandez is well known in the technology industry and the Washington, DC area as the founder of Proxicom (NASDAQ: PXXM), which under his leadership evolved into a leading global provider of e-commerce solutions for Fortune 500 companies. Founded in 1991, he grew the company to over 2,000 consultants and \$200 million in revenue before taking Proxicom public in 1999. He later sold the company to Dimension Data in a transaction valued at \$450 million. From 2000 to 2002, he served as Chief Executive Officer for Dimension Data North America, an information systems integrator company, and as a director of its parent company, Dimension Data Holdings PLC, in 2001.

From 2001 until the company was sold in July 2017, Mr. Fernandez served on the board of directors of Kate Spade & Company, where he was Chairman of the Compensation Committee. Mr. Fernandez is also currently on the board of directors at AtSite, Inc., a privately held company that provides innovative building performance management solutions, and Perfect Sense, Inc., a digital application development platform. He previously served as Chairman of the Board, Chief Executive Officer and President of Proxicom, Inc., a publicly traded internet development and e-business consulting company he started in 1991. Mr. Fernandez also served as a member of President George W. Bush's Council of Advisors on Science and Technology.

Mr. Fernandez has been profiled by The Wall Street Journal, Fortune, Forbes, CNBC, The Industry Standard, The Washington Post, and CNN.

Mr. Fernandez, a native Washingtonian, is an active philanthropist in D.C. regional nonprofits, focusing his energy primarily on educational reform. In 2000 he co-founded Venture Philanthropy Partners (VPP), a philanthropic investment organization based in Washington, DC. Mr. Fernandez is also the Chairman of Fight for Children, and a board member of DC College Access Program (DC-CAP) and the Fernandez Foundation.

Mr. Fernandez is an active technology investor in disruptive companies, including Undercover Colors, SyncThink, Radius Networks, Cloud9 eSports, Professional Fighters League (MMA), and Snap+Style Business, a mobile SaaS styling platform that empowers brands and their associates to engage customers using curation, personalization and conversion features that deliver proven results.

Mr. Fernandez holds a bachelor's degree in economics from the University of Maryland.

## Sheila C. Johnson

Vice Chairman, Monumental Sports & Entertainment  
President and Managing Partner, Washington Mystics

Sheila C. Johnson is an entrepreneur and philanthropist whose accomplishments span the arenas of hospitality, sports, TV/film, the arts, education, women's empowerment and community development.

In 2005, she founded Salamander Hotels & Resorts and now oversees a growing portfolio of



luxury properties. Grand Golf Resorts of Florida features three golf and family resorts reaching from the Gulf to the Atlantic – Innisbrook Resort near Tampa, Reunion Resort in Orlando, and Hammock Beach Resort in Palm Coast. The luxurious Salamander Resort & Spa opened on August 29, 2013 in Middleburg, Virginia, in the heart of Virginia's horse and wine country. The latest project, The Henderson, a Salamander Beach Resort will open June 2017.

As vice chairman of Monumental Sports & Entertainment and president and managing partner of the WNBA's Washington Mystics, Ms. Johnson is the first African-American woman to have a stake in three professional sports teams, including the Washington Wizards (NBA) and the Washington Capitals (NHL). As a founding partner of BET (Black Entertainment Television), she pioneered modern television programming and created the award-winning program Teen Summit, an issues-oriented talk show for the network's youth viewers. Currently Ms. Johnson produces films that convey a strong humanitarian message, with completed projects including Kicking It, A Powerful Noise, She Is the Matador and The Other City, a critically acclaimed documentary about the HIV/AIDS crisis in Washington, D.C. Her latest film, Lee Daniels' The Butler, was distributed by Harvey Weinstein and was nominated for several Screen Actor Guild awards.

Ms. Johnson serves on the Board of Governors for Parsons School for Design in New York as well as on the boards of Harvard Kennedy School Board Center for Public Leadership and the Executive Committee of the USGA. In 2006, Ms. Johnson was named global ambassador for CARE, a leading aid organization that fights global poverty by empowering women.

An accomplished violinist, Ms. Johnson earned a bachelor of arts in music from the University of Illinois as well as honorary degrees from numerous other institutions. A mother of two, she lives in Middleburg, Va., with her husband, the Honorable William T. Newman Jr.

## Monumental Sports & Entertainment Partners

**David T. Blair** is chairman of Accountable Health Solutions Inc., which is based in Rockville, Md. Accountable Health Solutions is a healthcare services company that develops technology-enabled solutions to improve quality, increase efficiency and reduce costs in the delivery of healthcare. From its founding in 1998 through 2012, Mr. Blair served as chairman and chief executive officer of Catalyst Health Solutions Inc., a Fortune 500 company. Catalyst was acquired by SXC Health Solutions in 2012 for \$4.8 billion.

Through their family foundation, Mr. Blair and his wife, Mikel, support a number of local and national philanthropic organizations. He also serves as a board member and acts in an advisory capacity to several corporations and non-profits. The Blairs reside in Potomac, Md., with their six children.

**Scott Brickman** is the managing director of Long Grove Capital an investment firm which invests in a broad array of businesses. The firm has a special focus on enterprises with social missions. Mr. Brickman is the retired Chairman and CEO of the Brickman Group, the nation's largest landscape services company which under his leadership grew from a handful of regional branches to 170 branches throughout the country employing over 12,000 associates. Mr. Brickman also serves as a senior advisor to Kohlberg and Co. and the Conscious Leader Group. He sits on the boards of Osmose, Aegis and Product Lab.

Active in philanthropy with a focus on poverty, homelessness and education. Mr. Brickman sits on the board of Catholic Charities, The Don Bosco Cristo Rey School, Neediest Kids, and is a member of Venture Philanthropy Partners.

**Neil D. Cohen** is the CEO of Snapfish.com and President and Chief Executive Officer of District Photo Inc., which is one of the largest direct-to-consumer digital print, variable data printer and gift fulfillment services in the world. Mr. Cohen started with the company in 1976 and has been president and CEO since 1989. The company, which has facilities in Beltsville, Md., Chambersburg, Pa., Phoenix, Newton Abbott in the United Kingdom and Melbourne, Australia, provides services to most major on-line providers, major retailers and to its company-owned brands. Prior to the digital revolution, District Photo was the largest independent mail order and wholesale photo film processor in the United States and the United Kingdom.

Mr. Cohen, a native of Washington, D.C., is the past president of the Photo Marketing Association International. He is also involved in numerous business groups, including the World Presidents' Organization, and a wide range of philanthropic organizations serving children's needs, education, faith-based organizations and health-related causes, frequently holding committee or chair responsibilities in these groups.





# Monumental Sports & Entertainment

**Jack Davies** was the founder and president of AOL International and now serves on the board of directors of Scholastic, the global children's publishing and media company. Prior to joining AOL in 1993, Mr. Davies was managing director of Citicorp's London-based consumer mortgage business after serving as vice president, Europe, for RCA Records. He began his career at General Electric where he held numerous senior consumer marketing positions. Mr. Davies earned an MBA in marketing (1973) and a bachelor's degree in political science (1972) from the University of Rochester.

Active in philanthropy in the D.C. area, Mr. Davies serves on a number of boards including the Board and Executive Committee of Venture Philanthropy Partners. In addition he is on the board of See Forever Foundation, CharityWorks, Teach For America - DC Region and The Economic Club of Washington, D.C.

**Richard D. Fairbank** is founder, chairman and chief executive officer of Capital One Financial Corporation, a broadly diversified financial services company ranked 124th on the Fortune 500. Mr. Fairbank founded Capital One in 1988 based on his belief that the power of information, technology and testing could be harnessed to bring highly customized financial products directly to consumers. Headquartered in McLean, Va., Capital One is the eighth largest bank in the United States, offering a broad spectrum of financial products and services to consumers, small businesses and commercial clients. Additionally, Capital One has international businesses in the United Kingdom and Canada.

Capital One has been widely recognized for its entrepreneurial culture, progressive work place, and community engagement. Capital One has been named to: Fortune's 100 Best Companies to Work For, Working Mother's 100 Best Companies, Forbes Best Employers in the United States and named a Top Companies for Leaders by AON Hewitt Associates.

Mr. Fairbank has been recognized for his community and industry leadership, including his 2008 appointment to the President's Council on Service and Civic Participation. He also was honored as a 2008 Washington Business Hall of Fame Laureate and was named 2006 Banker of the Year by the American Banker. Mr. Fairbank has also been recognized as one of the top "100 CEO Leaders In STEM" by STEMconnector in partnership with US News and World Report, the Business-Higher Education Forum and Fortune magazine. Mr. Fairbank holds an MBA from the Stanford Graduate School of Business and a bachelor's degree in economics from Stanford University.

**Michelle DiFebo Freeman** is the owner and CEO of the Carl M. Freeman Companies, a Real Estate company established in 1947, that specializes in land acquisition, land planning, development and redevelopment, and the management of award-winning, amenity-rich residential communities, neighborhood shopping centers and commercial properties. Freeman Companies also owns and operates three golf courses including, Bayside, an 18-hole, award-winning Jack Nicklaus Signature Course in Fenwick Island, DE. Ms. Freeman is president and chairman of the Carl M. Freeman Foundation, which has been giving grants to organizations where her employees live, work and play since 1947. She is the founding Chairman of the Joshua M. Freeman Foundation, which honors her late husband Joshua Freeman by providing arts and arts education to create opportunities to elevate the human spirit. She was the visionary of the Foundation's first program, The Freeman Stage at Bayside. Ms. Freeman received the 2014 Irene and Abe Pollin Humanitarian Award on behalf of the Carl M. Freeman Foundation, Coastal Style Magazines Business Woman of the Year for 2015-2018 as well as numerous other awards for her business and philanthropic leadership. Ms. Freeman serves as a board member at Halcyon Foundation and The Georgetown University Entrepreneurship Advisory Group at McDonough School of Business. She was a founding partner in WE Capital, a consortium of leading businesswomen deploying capital to empower the next generation of female entrepreneurs changing the world. Ms. Freeman is most proud of her three children: Nicholas, Benjamin and Juliana Freeman.

**Richard Kay** is currently chairman of Sentrillion Inc., a border security, cyber-security, information assurance and healthcare managed services company. He is the former founder, chairman and CEO of OTG Software, a data storage software company that he founded in 1992. OTG became the leader in online data storage solutions. OTG was acquired by Legato Systems in 2002 and Mr. Kay remained on the board of directors until the acquisition of Legato Systems by EMC in 2003.

Mr. Kay currently serves on the board of directors of the University of Maryland School of Engineering. He is a special partner with ABS Capital, a multibillion dollar equity investment firm focused on healthcare, IT and media companies. Mr. Kay is also an honorary member of the board of directors of Venture Philanthropy Partners.

**Jeong H. Kim** is chairman of Kiswe Mobile Inc., a start up focusing on interactive mobile video. Prior to that, he was the 11th President of Bell Labs, the communication industry's most heralded research organization. His background ranges from being a CEO of a high technology start-up to senior executive of a Fortune 500 corporation. Dr. Kim's early career encompassed computer design, satellite systems design and data communications, including seven years as a nuclear submarine officer in the U.S. Navy.

Dr. Kim holds a Ph.D. in reliability engineering from the University of Maryland, a master's degree in technical management and bachelor degrees in electrical engineering and computer science from Johns Hopkins University. He received an Honorary Doctor of Engineering from Stevens Institute of Technology, and a Doctor of Science, Honoris Causa, from Postech University in South Korea. Dr. Kim has sat on numerous corporate, University and non-profit boards and currently serves on the boards of Samsung Electronics Co., ARRIS International plc and the Nuclear Threat Initiative. He is a member of the National Academy of Engineering and was named one of the 10 most influential Asian Americans in business for 2005 by the U.S. Pan Asian American Chamber. In January, 2014 the government of France awarded him membership in the Legion of Honor for his services in global technology.

**Mark D. Lerner**, representing members of the Lerner | Cohen | Tanenbaum family, is Managing Principal Owner and Vice Chairman of the Washington Nationals Baseball Club and a principal of Lerner Enterprises, a Rockville, Md., based real estate development, management and investment company founded in 1952 by his father, Ted Lerner. Lerner Enterprises' development activity is mainly concentrated in the Washington, D.C., metropolitan area.


Some of the company's major projects include White Flint, White Flint North, Washington Square at 1050 Connecticut Avenue, NW, 20 M Street, SE, 2000 Tower Oaks Boulevard, The Corporate Office Centre at Tysons II, Dulles Town Center, Fallsgrove Village Center and the Greenbelt Marriott Hotel, among many others. Lerner Enterprises also has developed and manages many residential communities in the Washington, D.C., area. In addition, Lerner Enterprises is a partner in Chelsea Piers, a 30-acre sports and entertainment complex located on the Hudson River in New York City.

Mr. Lerner and his family have been involved in many worthwhile causes including the Charles E. Smith Jewish Day School, Hebrew University of Jerusalem, The George Washington University, Georgetown Day School, The Scleroderma Foundation of Greater Washington, Jewish Community Centers of Greater Washington and the District of Columbia, JCC Maccabi Games, The United States Holocaust Memorial Museum, Imagination Stage, ADL In Concert against Hate, YouthAids, Juvenile Diabetes, Junior Achievement, Food and Friends and the Washington Nationals Dream Foundation, among many others. He currently serves as a trustee of the Jewish Community Center of Greater Washington, a member of the board of Hillel at The George Washington University, the advisory board of Israel Bonds and vice president and a board member of the Washington Nationals Dream Foundation.

**Roger Mody** is the founder and chairman of The Mody Foundation, whose goal is to provide higher education, health-based and athletics funding for economically disadvantaged inner-city children. Mr. Mody also is an associate publisher of Inc. Magazine and has been featured on CNN. He is the former chairman and CEO of SIGNAL Corporation, an information technology services company supporting the Federal Government. SIGNAL Corporation was subsequently sold to General Dynamics. Mr. Mody and SIGNAL were the recipients of multiple industry and growth awards, including Ernst & Young High Technology Entrepreneur of the Year, KPMG Peat Marwick High Technology Entrepreneur of the Year, Small Business Administration (SBA) Entrepreneur and Business of the Year, Washington Technology Fast 50 Growth Award, Arthur Andersen's Best Practices Award for Exceeding Customer Expectations, Deloitte & Touche's Fast 500 and Inc. 500, among others.

The Mody Foundation has been actively involved in the Washington-area philanthropic community, participating with the St. Jude's Children's Research Hospital, Juvenile Diabetes Research Foundation, The Orphan Network, National Multiple Sclerosis Society and the Easter Seals. The Mody Foundation also has supported Cardinals AAU Basketball, Alexandria Rising Stars Basketball, Joe Gibbs' Youth For Tomorrow and The Good Samaritan Foundation. Mr. Mody was a charter member of the Redskins Leadership Council and served as chairman of Washington's 2003 Fight Night, which raised a then record \$2 million for the Fight for Children organization. Mr. Mody is also a Director of the MSE Foundation.

# Monumental Sports & Entertainment



**Anthony Nader** is managing director of SWaN & Legend Venture Partners. SWaN & Legend is a portfolio of widely diversified investments, including growth-oriented companies, startup ventures, domestic and international real estate holdings and the Washington Nationals Baseball Club.

Mr. Nader is vice chairman at Asurion, a company that he successfully merged with his company, NEW, in 2008. He joined the upstart NEW in 1990 as chief operating officer, was named president in 1999 and chief executive officer in 2006. Under his leadership, NEW grew to be the largest global provider of extended service plans for the consumer electronics and appliance industry.

Mr. Nader serves on a number of volunteer and for-profit boards. He is the chairman of the Inova Health System Board of Trustees. He is the past chairman of the Inova Health System Foundation Board where he has served since 2001. He serves on the Board of The Cranemere Group Limited, Optoro Inc., BigTeams, Arlington Asset Investment Corp., DuraTap and MusiCapital. He is a member of Venture Philanthropy Partners, The Economic Club of Washington, D.C., is a past member of the Young Presidents' Organization (YPO) and is a current member of YPO Gold (formerly the World Presidents' Organization). Mr. Nader is a graduate of John Carroll University and holds an MBA from the Weatherhead School of Management at Case Western Reserve University. He and his wife, Annette, have three children.

**Fredrick D. Schaufeld** founded NEW Corp. (now NEW Asurion Corp.) in 1983 with a \$79 investment. NEW Asurion is now the world's largest consumer product protection company, employing over 18,000 people throughout the globe. In 2006 Mr. Schaufeld founded SWaN Investors (predecessor to SWaN & Legend Venture Partners) with Tony Nader and Cliff White. Mr. Schaufeld sits on the boards of Fund investments CustomInk, KIND, José Andrés' Think Food Group, Noodle Companies and Sugar 23. He is a partner in the Washington Nationals, Team Liquid and the Professional Fighters League (PFL).

He and his wife, Karen, live in Virginia and are active in organizations dedicated to early childhood development, literacy, health, environment, peace and the arts. He sits on the boards of a number of nonprofit organizations, including Fight for Children and is the chair of the Inova Health Foundation. He is a member of Venture Philanthropy Partners and is an active supporter of the Schaufeld Family Heart Center of the Inova Loudoun Hospital, the Fredrick D. and Karen G. Schaufeld Lower School of Loudoun Country Day School, Leesburg, Va., and the Fredrick D. Schaufeld Scholarship Program, Westbury, N.Y. He received his BA in government from Lehigh University.

**Earl Stafford** founded The Stafford Foundation in 2002, a faith-based, non-profit organization founded on promoting the principles of Jesus Christ. The foundation provides support and assistance to the underserved and the socially and economically distressed in order for them to become self-reliant. The Stafford Foundation created and funded The People's Inaugural Project which brought together over 400 of the nations underserved and marginalized to witness and participate in the historic inauguration of President Obama. The foundation then launched its nationwide Doing Good campaign, created to inspire and encourage people across all socio-economic levels to get involved and volunteer their efforts to help make their communities and the world better. Mr. Stafford also serves as the Chief Executive Officer of The Wentworth Group, LLC, a privately-held holding company that provides essential business services and growth investment support to commercial, technology-focused small businesses. Prior to assuming his current position, Mr. Stafford served as the Chairman and Chief Executive Officer of Universal Systems & Technology, Inc. (UNITECH), an advanced training and simulation technology company that provided innovative solutions to solve mission-critical military, national security and counterterrorism issues worldwide.

Before entering the corporate world, Mr. Stafford had a distinguished career in the U.S. military which included service as the assistant Air Force Liaison Officer to the Federal Aviation Administration. He currently serves on the Boards of the Horatio Alger Association, the Wesley Theological Seminary, the Apollo Theater Foundation, the National Symphony

Orchestra, the Morehouse College Board of Trustees, and the Morehouse College – Andrew Young Center for Global Leadership. Mr. Stafford received a Presidential appointment to the Woodrow Wilson Center International Center for Scholars.

Mr. Stafford holds a bachelor's degree in business from the University of Massachusetts, Amherst and an MBA from Southern Illinois University. He is a graduate of the OPM executive program at Harvard Business School and holds several honorary doctoral degrees. Mr. Stafford and his wife Amanda reside in McLean, Virginia.

**George P. Stamas** is a senior partner in the Washington and New York offices of the international law firm Gibson, Dunn & Crutcher LLP. A graduate of the Wharton School of the University of Pennsylvania (1973) and the University of Maryland Law School (1976), Mr. Stamas began his career as a special counsel in the Enforcement Division of the Securities and Exchange Commission.

He has been listed in Chambers USA: America's Leading Lawyers and Best Lawyers in America for many years and was previously named by The American Lawyer as one of the leading 45 lawyers in America under the age of 45.

Mr. Stamas was the former vice chairman of the board of Deutsche Banc Alex Brown, Inc., a founding board member of FTI Consulting (NYSE), and a venture partner of New Enterprise Associates and is active in numerous local and national civic affairs. In addition to being a member of the Council on Foreign Relations, he is on the board of the Shakespeare Theatre Company, Leadership 100, Caves Valley Golf Club, the Baltimore Orioles, is an Archon of the International Order of St. Andrew, and is President of the Board and co-founder of the Hellenic Initiative.

**Cliff White** was a founding partner and the financial architect of NEW Customer Service Companies, Inc. (NEW), the nation's leading provider of extended service plans and buyer protection programs for consumer products. Founded in 1983 with headquarters in Sterling, Va., the award-winning post-sale consumer care company through a merger in 2008 became a unit of Asurion Corporation.

Mr. White is a graduate of Lehigh University, where he currently serves on the advisory board for the Dean of the College of Business and Economics. He started his career as a CPA with Deloitte Haskins & Sells in New York City. Currently he along with two other founding members of NEW are partners in SWaN Investors, a diversified private investment fund with over two dozen investments, including the Washington Nationals Baseball Club.

Mr. White is an active philanthropist and sits on the Board of the Community Foundation of Montgomery County, where he and his wife Debbie have their family foundation. In addition to his board duties, Cliff is also on the foundation's Sharing Montgomery Grants Committee and the founder and chair of the foundation's Neighbors in Need Montgomery Fund, which assists vulnerable county residents with safety net services (food, housing & employment), workforce development, and educational opportunities. Cliff and Debbie are also donors in Venture Philanthropy Partners, an innovative philanthropic organization that makes investments in high-performing nonprofit organizations that serve children and youth of low-income families in the National Capital region, where Cliff currently serves on its board. In addition, Cliff is the Treasurer of St. Dunstan's Episcopal Church in Bethesda, MD.





# Brian MacLellan

**Senior Vice President, General Manager and Alternate Governor**

Brian MacLellan is entering his fifth season as general manager of the Capitals. MacLellan, 59, was named the sixth general manager in the Capitals history on May 26, 2014. MacLellan is in his 17th season with Washington after serving as the team's assistant general manager, player personnel for the previous seven seasons.

With MacLellan at the helm, the Capitals won their first Stanley Cup in 2017-18. Washington also eclipsed 100 points in the regular season for the fourth-straight season, all under MacLellan, and finished first in the Metropolitan Division for the third consecutive season. Since MacLellan began as general manager in 2014-15, the Capitals lead the NHL in wins (205) and points (444).

In the 2016-17 season, the Capitals won their second consecutive Presidents' Trophy, marking the seventh time in NHL history a team has won the Presidents' Trophy in consecutive seasons. Washington posted a 55-19-8 record, marking the second-most wins and third-most points (118) in a season in franchise history. The Capitals recorded 55 wins in two straight seasons (2015-16: 56, 2016-17: 55), joining the Montreal Canadiens (1975-78) as the only teams in NHL history to win 55 or more games in consecutive seasons. Washington also earned 238 points in the last two seasons, marking the most points in two straight seasons since Montreal recorded 244 points from 1977-79.

In the 2015-16 season, Washington led the NHL with a record of 56-18-8 (120 points) and captured its second Presidents' Trophy in franchise history (2009-10). The Capitals set franchise records in wins and road wins (27) and MacLellan was named a finalist for the 2015-16 NHL General Manager of the Year Award.

In his first season, Washington posted a record of 45-26-11 (101 points), reaching the 100 point mark for the eighth time in team history and the first since the 2010-11 season.


In his previous role, MacLellan oversaw the club's professional scouting staff and worked closely with the team's American Hockey League affiliate, the Hershey Bears, who won the Calder Cup in 2006, 2009 and 2010. MacLellan, who served as a pro scout for the Capitals from 2000-03 prior to his promotion to director of player personnel, assisted and advised the general manager in all player-related matters.

MacLellan, who won a Stanley Cup with the Calgary Flames in 1989, recorded 413 points (172 goals, 241 assists) in 606 games during his 10-year NHL career with the Los Angeles Kings, New York Rangers, Minnesota North Stars, Calgary Flames and Detroit Red Wings. MacLellan also won a silver medal with Team Canada at the 1985 World Championship in Prague.

The Guelph, Ont., native played hockey at Bowling Green State University from 1978-82, registering 143 points (64g, 79a) in 160 games. MacLellan's 345 career penalty minutes rank sixth in school history. The 6'3" forward earned 63 points his freshman year, marking the second most points by a freshman in school history behind teammate George McPhee, who tallied 88 points the same season. Late in his junior season, MacLellan moved to defense, and was named an All-American defenseman and First-Team All-CCHA in 1982. MacLellan served as co-captain for the Falcons from 1980-82. He was elected to the Bowling Green Athletic Hall of Fame in 1987. MacLellan graduated with a bachelor of science in business administration from Bowling Green and earned his MBA in finance from the University of St. Thomas in 1995. He went on to work for an investment consulting firm in Minneapolis before joining the Capitals as a pro scout.



MacLellan, left, poses with the Capitals' 2016 first-round pick, Lucas Johansen, at the 2016 NHL Draft in Buffalo.



MacLellan hoists the Stanley Cup following the Capitals' Game 5 win in Las Vegas.



Niklas Backstrom waves to the crowd during a ceremony honoring him as the all-time franchise leader in assists as general manager Brian MacLellan and Washington Capitals owner Ted Leonsis look on before the start of a game against the New York Rangers at Verizon Center on April 11, 2015.



## Ross Mahoney

### Assistant General Manager

Ross Mahoney is entering his fifth season as assistant general manager with Washington. Mahoney served as the Capitals' director of amateur scouting for the previous 16 seasons. As assistant general manager, Mahoney is responsible for the NHL Entry Draft, the club's developmental programs, evaluations of opposing teams prospects and oversees the organization's amateur scouting staff. In Game 5 of the Stanley Cup Final, 12 players, all drafted during Mahoney's tenure, were in the lineup.

Prior to joining the Capitals, Mahoney was a scout with the Buffalo Sabres and Vancouver Canucks. He has coaching experience with the University of Regina, the Western Hockey League's Regina Pats and at the international level. He twice coached Team Western in the World Under-17 Challenge. In 1995, he coached Team Saskatchewan to the gold medal at the Canadian Winter Games.

Mahoney earned a degree in education from the University of Regina, where he played hockey for the Cougars. After graduating, he spent 17 years as a teacher.

Mahoney played junior hockey for the Tier II Regina Pat Blues and the Regina Pats in the WHL. He also played four years at the University of Regina, helping lead his team to two national finals. Mahoney was inducted as a player in the Saskatchewan Baseball Hall of Fame in 1997 and in the Saskatchewan Sports Hall of Fame in 1999.

Mahoney and his wife, Traci, reside in Regina, Saskatchewan. He has a son, Michael, and a daughter, Katie.



## Don Fishman

### Assistant General Manager, Director of Legal Affairs

Don Fishman is in his 14th season with the Washington Capitals and 11th as assistant general manager and director of legal affairs. In this role, he handles player contract negotiations, player contract research and analysis, the club's day-to-day salary cap position, team salary cap strategic planning, the salary arbitration process, NHL and team salary cap analysis, and interpretation of NHL/NHLPA Collective Bargaining Agreement (CBA) issues. Fishman also assists the club's general manager with the day-to-day operations of the Capitals hockey operations department such as roster issues, player movement, preseason and regular season scheduling, budgeting, and training camp planning.

Fishman, who spent two seasons as director of legal affairs and hockey administration before his appointment to assistant general manager, also helped lead the organization's efforts on a number of other special projects, including attracting two World Cup of Hockey exhibition games to Washington in 2016, bringing the United States Men's Olympic Hockey Team

Orientation Camp to the Capitals' Arlington, Virginia training facility in 2013, and bringing American Hockey League hockey games to Washington in 2012 and 2014. Fishman was also involved with the planning for two NHL Winter Classic outdoor hockey games involving the Capitals, held in Pittsburgh in 2011 and at Nationals Park in Washington D.C. in 2015. Finally, Fishman serves as legal counsel for the Capitals organization generally. His "capology" session for fans is an annual fixture at the Capitals Convention.

Prior to joining the Capitals, Fishman served as general counsel of two Washington, D.C. city government agencies. In his role with District government, he worked as part of the local host committee that successfully bid for the NCAA Men's Hockey Frozen Four, held in Washington, D.C. in 2009. Fishman also worked as a corporate and communications lawyer in Washington and Los Angeles with Latham & Watkins and Ervin, Cohen & Jessup. Fishman, a native Washingtonian, graduated with an economics degree from Harvard College, where he also served as the radio voice of Harvard Hockey, and a law degree from UCLA School of Law.





## Todd Reirden

### Head Coach

Reirden, 47, is entering his first season as Capitals' head coach after serving as an associate coach the last two seasons and assistant coach from 2014-16. Last season, Reirden helped lead the Capitals to their first Stanley Cup Championship in franchise history.

In his four previous seasons with the Capitals, Reirden was responsible for the team's defensemen. During that span, the Capitals have posted a record of 205-89-34 and ranked second in goals against average (2.45). Last season, Washington defensemen combined for 176 points, including 138 at even strength. Capitals defenseman John Carlson led the NHL with 68 points, marking the fourth time in the last 10 seasons a Caps defenseman has finished in the top-10 among defensemen scoring, the second to finish in the top two and the first to finish first under Reirden.

During the 2016-17 season, the Capitals ranked first in the NHL in goals against per game (2.16), marking Washington's lowest goals against per game in franchise history. In addition, the Capitals ranked fourth in shots against per game (27.8) and the Capitals held their opponents to the fewest goals in an 82-game season in franchise history (182). During the 2015-16 season, the Capitals held their opponents to 30 or fewer shots in 15 consecutive games (10/15-11/18), marking the longest streak for Washington since 1984-85. Reirden helped lead the Capitals to the fifth-ranked power play in the NHL (21.9) and Washington defensemen ranked tied for sixth in the League in even-strength points (122).

In his first season with the Capitals, Reirden helped lead Washington to the highest power-play percentage in the NHL (25.3%) and helped Capitals blueliners rank third in the NHL in points by defensemen (182), tied for first in the League in even-strength points by defensemen (137) and tied for first in multi-point games by defensemen (37). Washington defensemen also recorded 150 assists in 2014-15, passing their total from 2013-14 (108). Reirden helped the Capitals improve in several defensive categories, ranking seventh in the NHL in goals against (2.43) season after finishing 21st in the League in 2013-14 (2.79) and rank tied for 10th in shots against per game (28.9) in 2014-15 after ranking 27th (33.5) in 2013-14. In addition, the 2014-15 Capitals had the largest decline in shots against (-4.6 per game) from the previous season of any NHL team in the last seven seasons.

Prior to joining the Capitals, Reirden spent four seasons as an assistant coach with the Pittsburgh Penguins and worked closely with Pittsburgh's defensemen and power-play unit. Under his guidance, the Penguins' power play scored the most power-play goals (164) and posted the highest power-play percentage (22.3%) in the NHL since 2011. Reirden oversaw a defensive corps that ranked seventh in goals (38) in 2013-14, sent three players to the 2014 Winter Olympics (Olli Maatta, Paul Martin, Brooks Orpik) and ranked in the top 12 in goals against in three of his four seasons with the team.

Reirden joined the Penguins organization in 2008 as an assistant coach with Wilkes-Barre/Scranton Penguins of the AHL and was promoted to head coach following Dan Bylsma's promotion to Pittsburgh. In his two seasons as head coach of Wilkes-Barre/Scranton, Reirden guided the team to a 55-43-8 record and has seen 36 of his former players reach the NHL, including 15 defensemen who played in the NHL during the 2013-14 season. During the 2009 playoffs, the Deerfield, Ill., native joined Pittsburgh's extended playoff coaching staff and assisted with in-game adjustments, helping the team capture the Stanley Cup. Prior to joining the Penguins organization, Reirden spent one season as an assistant coach with his alma mater - the Bowling Green Falcons.

Reirden was selected by New Jersey in the 12th round, 242nd overall, in the 1990 NHL Draft. He recorded 46 points (11g, 35a) and 181 penalty minutes in 183 career NHL games with Edmonton, St. Louis, Atlanta and Phoenix.

Reirden and his wife, Shelby, have one son, Travis.



Reirden on the ice for practice at MedStar Capitals Iceplex during training camp.



Reirden hoists the Stanley Cup following the Capitals' Game 5 win in Las Vegas.



Reirden was named the 18th head coach in Capitals history on June 29, 2018.



## Scott Arniel

### Assistant Coach

Arniel, 55, is entering his first season as an assistant coach with the Capitals after spending the past five seasons as an associate coach with the New York Rangers. Arniel brings more than 15 years of professional coaching experience, which includes serving as head coach for the Columbus Blue Jackets from 2010-12.

The Kingston, Ont., native compiled a 218-136-21-21 record in five seasons as head coach in the American Hockey League with the Chicago Wolves and the Manitoba Moose. Arniel guided the Moose to the Calder Cup Final in 2009 after posting franchise records with 50 wins and 107 points to finish atop the AHL standings. Arniel captured the Louis A.R. Pieri Memorial Award that season as the AHL Coach of the Year.

Arniel also served as an assistant coach with the Buffalo Sabres (2002-2006) and with the Manitoba Moose (1999-2002).

Prior to joining the coaching ranks, Arniel won two Memorial Cup Championships with the Cornwall Royals in the QMJHL and won a gold medal in the 1982 World Junior Championship, Canada's first-ever gold medal in the tournament. Arniel appeared in 730 NHL games with the Winnipeg Jets (1981-86; 1990-91), Buffalo Sabres (1986-90), and Boston Bruins (1991-92), registering 338 points (149g, 189a) in 11 seasons. Arniel was originally selected by Winnipeg in the second round, 22nd overall, in the 1981 Entry Draft.

Arniel and his wife, Lia, have a son, Brendan, and a daughter, Stephanie.



## Reid Cashman

### Assistant Coach

Cashman, 35, is entering his first season as an assistant coach with the Capitals after spending the past two seasons as an assistant coach with the Hershey Bears. In Cashman's first season behind the bench in Hershey, the Bears finished fourth in the AHL in shots against, and advanced to the second round of the Calder Cup Playoffs.

Cashman joined Hershey in 2016 after a successful tenure at Quinnipiac University. Cashman coached at his alma mater for five seasons, the latter two as an associate head coach, prior to joining the Bears. At Quinnipiac, he spent four years as an assistant coach, and two as an associate head coach, helping lead the program to 129 wins as well as four consecutive NCAA Tournament appearances, including two NCAA Frozen Four and Championship Game appearances. In addition, Quinnipiac won three Cleary Cups for the ECAC Hockey Regular Season Championship and the program's first Whitelaw Cup for the ECAC Hockey Tournament Championship in 2016.

The Minnesota native graduated from Quinnipiac University where he is the program's all-time leader in career assists (125) as well as defenseman career points (148). Cashman earned All-American recognition in 2005, 2006 and 2007 after he completed his last two seasons as the only defenseman ranked in the top-20 in scoring in NCAA Division I men's ice hockey. Cashman was named to the ECAC Hockey All-Decade Team for the period from 2000 through 2009 and was also recognized as one of the Top 50 players in ECAC Hockey history.

Upon completion of his Quinnipiac career, Cashman signed with the Toronto Maple Leafs. He played for the AHL's Toronto Marlies, Wilkes-Barre/Scranton Penguins and the Milwaukee Admirals. He also played for the Columbia Inferno, Wheeling Nailers and the Cincinnati Cyclones of the ECHL before completing his professional career overseas with EHC Black Wings Linz of the Austrian Erste Bank Ice Hockey League.

Cashman's hometown is Red Wing, Minnesota. He is joined in Washington by his wife, Stefanie and his daughter, Maggie.



## Blaine Forsythe

### Assistant Coach

Blaine Forsythe is entering his 13th season with Washington and his 10th as an assistant coach. Forsythe is responsible for the Capitals power play and the team's centers.

During the Capitals' Stanley Cup run, Washington opened up its first six playoff games with a power play goal, marking the first time since 1989 the Capitals recorded a power play goal in six straight playoff games. The Capitals power play converted on 22 of their 75 opportunities (29.4 percent), the most power play goals in a postseason over the last eight seasons.

The Capitals have ranked in the top-10 in the NHL in power-play percentage in each of the last six seasons and top-five in five of the last six seasons, including the top-ranked unit in 2012-13, 2013-14 and 2014-15. In addition, Forsythe took over the responsibility of working with the team's centers prior to the 2014-15 season. He helped improve the team's faceoff win percentage from 48.4% (19th) in 2013-14 to 51.2% (12th) in 2014-15.

Forsythe joined the Capitals as a video coach prior to the 2006-07 season and was an integral member of the Capitals staff that helped lead the Capitals to the 2007-08 Southeast Division championship. He was promoted to a position as an amateur scout in 2008-09 before returning to the coaching staff in 2009-10. In his first season back as an assistant coach, Forsythe led the team's video coaching operations and helped the team win the Presidents' Trophy and the Southeast Division championship.

Prior to joining the Washington organization, the Calgary, Alberta, native worked for the Calgary Hitmen from 1998-2006, where he served as both an assistant general manager (1998-06) and an assistant coach (2002-06). Forsythe helped lead Calgary to a WHL championship in 1999. Forsythe received a business degree from the University of Minnesota and played Division II hockey at the University of Minnesota, Crookston. He played junior hockey with the CJHL's Pembroke Lumber Kings in Pembroke, Ontario.

Forsythe and his wife, Ivy, reside in Arlington. He has a daughter, Sloan, and a son, Bodhi.





## Scott Murray

### Goaltending Coach

Murray is entering his second season as the Capitals' goaltending coach. Murray previously spent four seasons with the Hershey Bears.

During the 2017-18 season, Murray worked with Braden Holtby and Philipp Grubauer. In his final 30 appearances, Grubauer finished with a 15-7-2, a 1.99 goals against average and a .935 save percentage, which is the lowest goals against average and the highest save percentage among goaltenders with at least 30 appearances during that time frame.

In 2016-17 with Hershey, Murray worked with Vitek Vanecek and Phoenix Copley. Under Murray's guidance, Vanecek recorded a career-high of 18 wins and finished second in the AHL in shutouts (5),

while Copley won 11 of his 16 games with Hershey and finished eighth in the AHL in save percentage (.924). Murray has also previously coached Philipp Grubauer, who posted a career-best .926 save percentage and 2.04 goals against average with the Capitals.

Murray joined the Capitals organization in 2013 after spending four seasons as the goaltending coach for the Sudbury Wolves of the Ontario Hockey League. Murray, 40, played hockey collegiately at Lake Superior State University. The St. Clements, Ontario, native also played for the San Angelo Saints (Central Hockey League) and Motor City Mechanics (United Hockey League) during his professional career.

Murray and his wife Renee have three children, a son Tylar, and two daughters, Ella and Liv.



## Brett Leonhardt

### Assistant Coach - Video

Brett Leonhardt returns to the Capitals for his seventh season as the team's video coach and first as an assistant coach.

Leonhardt spent two seasons in the NHL office in Toronto as their video manager for hockey operations beginning in 2011. In his role, he was responsible for breaking down and handling all video for rule changes, video reviews, officiating issues and more.

Prior to his time with the NHL, Leonhardt received a bachelor of arts in communications and media

arts at Neumann University and was a recipient of the John A. Phillips Scholar-Athlete Award as well as the John Facenda Award for excellence in communication arts. He played hockey collegiately at both Neumann University and Oswego State University after spending three seasons playing for the Cambridge Winterhawks and Kitchener Dutchmen of the GOJHL.

Leonhardt was born in Kitchener, Ont. He and his wife Logan, a DCPS kindergarten teacher at Janney Elementary, reside in Reston, Va.



## Tim Ohashi

### Hockey Operations Analyst

Tim Ohashi is entering his fourth year with the Capitals as Analyst. Previously he served as a coaching staff intern.

Prior to his time with the Capitals, Ohashi earned his Bachelor of Arts from Bates College in Lewiston, Maine, where he studied psychology and math. While at Bates, he served as Vice President of the club

hockey team and was recipient of the Abigail Smith Award. He earned his Master's from Georgetown University in Sports Industry Management where he was a recipient of the Academic Excellence Award.

Ohashi was born in Washington, D.C. and grew up in Maryland. He resides with his girlfriend, Nicole, in Arlington, Va.



## Mark Nemish

### Strength and Conditioning Coach

Mark Nemish is entering his 12th season as Strength and Conditioning Coach with the Washington Capitals and his 18th year in the NHL.

Prior to Washington, Nemish worked as the strength and conditioning coach with the Nashville Predators from 1998-2004. He is responsible for the strength and conditioning of all Caps players, which includes both in season and off season workouts, on-ice conditioning, and injury rehab. Working closely with strength and conditioning assistant Zack Leddon, nutritionist Sue Saunders and regeneration Dr. David LeMay, Nemish oversees the on-ice monitoring of players' conditioning, nutritional strategies and supplement program.

In addition, Nemish works closely with the Hershey Bears in the development of the Capitals prospects in Hershey and drafted players in North America and overseas.

A native of Winnipeg, Manitoba, Nemish received his master of science degree in exercise science from the University of North Dakota in Grand Forks in 1996.

Nemish resides in Round Hill, Va., with his wife Tammy and their two children, Kendall and Kailani and dog, Calen.



## Jason Serbus

### Head Athletic Trainer

Jason Serbus is entering his second season as Head Athletic Trainer with the Washington Capitals.

Prior to joining Washington, Serbus, 43, was the head athletic trainer with the Arizona Coyotes for nine seasons, where he oversaw all aspects of the team's medical operations. Serbus also has served as the athletic trainer for the USA Hockey U-17 team on four occasions. He worked as an athletic trainer for the U.S. Men's National Team for the second time at the 2016 IIHF World Championship in Russia after being with the Men's National Team during the 2009 IIHF World Championship in Switzerland. Additionally, he worked three seasons as an assistant athletic trainer with the Tampa Bay Lightning and four seasons with the Pensacola Ice Pilots of the ECHL, earning "Athletic Trainer of the Year for Professional Sports" honors by the Athletic Trainers' Association of Florida in 2003.

A native of Bird Island, Minnesota, Serbus has worked with Eisbaren Berlin, the University of Wisconsin-River Falls, the Central Texas Stampede of the Western Professional Hockey League and served as a staff athletic trainer at NovaCare Rehabilitation and Sports Medicine in Florida. A certified member of the National Athletic Trainers' Association, the Arizona Board of Athletic Training, and the Professional Hockey Athletic Trainers Society, he earned his Bachelor of Science degree in Biology from the University of Wisconsin-River Falls and a Master of Arts degree in Physical Education/emphasis in Exercise Physiology from the University of Northern Colorado.

Serbus resides in Falls Church with his wife, Paula, and son, Garrett.



## Michael Booi

### Assistant Athletic Trainer

Michael Booi is entering his second season as Assistant Athletic Trainer with the Washington Capitals.

Booi, 37, joined the Capitals after six seasons in the Arizona Coyotes' organization. Prior to joining the Coyotes, Booi began his career in hockey as an athletic trainer for the Greenville Road Warriors of the ECHL, alongside EQM of the year Ryan Martin.

The Lake Odessa, Michigan native completed his undergraduate studies at Michigan State University, earning a degree in kinesiology and received his Master's degree in athletic training at the University of Kentucky. Booi currently resides in Virginia with his wife, Laura and daughter, Hayes.



## Cleo Bates

### Massage Therapist

Cleo Bates is entering his second season as the team's massage therapist. Prior to joining the Capitals, Bates worked as the massage therapist for the Dallas Stars for nine seasons.

Bates has obtained certifications in several active release techniques, which include active palpation. Bates is certified in ELDOA I, II and III, myofascial stretching and corrective exercise and rehabilitation. In 2015, Bates obtained his massage therapy instructors license. Additionally, Bates co-coordinated pre and post-season hockey training camps held at the Legacy Performance Center in Dallas. Bates is currently participating in the Soma Therapy and Soma Training program with Guy Voyer, DO.

A graduate of the Texas Massage Institute and a state-license therapist, Bates resides in Arlington, VA.





## **Brock Myles**

### **Head Equipment Manager**

Brock Myles is entering his 13th season as Head Equipment Manager with the Washington Capitals. Myles joined the Capitals after spending eight seasons in the American Hockey League (AHL), where he served as the head equipment manager for both the Portland Pirates (2001-06) and the Louisville Panthers (1999-01). Prior to his stint in the AHL, Myles worked as the head equipment manager for the Port Huron Border Cats and the Detroit Falcons of the United Hockey League (UHL).

Myles received his degree in sports administration from Durham College in Oshawa and Sports Equipment and Business from Humber College in Toronto. Myles, a native of Chesley, Ont., became a United States citizen in July 2013. He resides in Alexandria, Va., with his wife Shannon, and their two children. Myles enjoys golf and traveling and is a member of the Society of Professional Hockey Equipment Managers (SPHEM).



## **Craig Leydig**

### **Assistant Equipment Manager**

Craig Leydig enters his 30th season with the Washington Capitals as Assistant Equipment Manager.

During his tenure with the Capitals, Leydig received numerous professional honors. Leydig oversaw the locker room operations in the 2009 NCAA Frozen Four Tournament in Washington, D.C. and represented the team in the 1999 NHL All-Star Game in Tampa Bay, Florida. Leydig joined the Capitals from the New York Islanders, where he served one season as the assistant athletic trainer.

A native of Washington, D.C., Leydig, who is certified in Advanced First Aid and CPR, attended Prince George's Community College in Maryland. He has three children: Cameron, Luke and Brooke.



## **Dave Marin**

### **Equipment Assistant**

Dave Marin returns for his 11th year with the Washington Capitals and seventh season as the Equipment Assistant.

Marin splits his duties between assisting the Capitals equipment staff with the day-to-day equipment and locker room maintenance, and serving as the visiting dressing room manager. A native of Alexandria, Va., Marin manages the visiting team equipment upon arrival and assists the visiting team's equipment manager with all of his needs while in town.

Prior to joining the Capitals, Marin spent two years as assistant equipment manager with the Columbia Inferno of the ECHL. He and his wife, Rachel, and his daughter, Brynn, reside in Arlington, Va.



## **Ray Straccia**

### **Locker Room Assistant**

Ray Straccia is entering his fifth season with the Capitals and third season as Locker Room Assistant.

Straccia assists in maintaining the MedStar Capitals Iceplex and Capital One Arena locker room facilities as well as player equipment. He also assists in visiting team equipment transportation. A native of Allentown, Pa., Straccia graduated from the University of Scranton and received his Master of Professional Studies in Sports Industry Management from Georgetown University. He lives in Washington, D.C.

## HOCKEY OPERATIONS STAFF



**Chris Patrick**  
Director of Player Personnel



**Steve Richmond**  
Director of Player Development



**Kris Wagner**  
Director of Hockey Operations



**Rob Tillotson**  
Director of Team Services



**Tim Barnes**  
Director of Hockey Analytics



**H.T. Lenz**  
Manager of Hockey Analytics



**Olie Kolzig**  
Professional Development  
Coach



**Jeremy Sinton**  
Hockey Operations Assistant

Not pictured:  
**Ralph Rice**  
Security Representative

## SCOUTING STAFF



**Steve Bowman**  
Head Amateur Scout



**Jason Fitzsimmons**  
Pro Scout/Minor League  
Operations



**Darrell Baumgartner**  
Scout



**Matt Bradley**  
Scout



**Danny Brooks**  
Scout



**Alan Haworth**  
Scout



**Phil Horner**  
Scout



**Ed McColgan**  
Scout



**Martin Pouliot**  
Scout



**Terry Richardson**  
Scout



**Brian Sutherby**  
Scout



**A.J. Toews**  
Scout



**Mats Weiderstal**  
Scout

Not pictured:  
**Ruben Begunts**  
Scout

Not pictured:  
**Peter Ihnacak**  
Scout





## Hershey Bears

**AHL Affiliate**  
**11-Time Calder Cup champions,**  
**including 2006, '09, '10**

**550 W. Hersheypark Dr.**  
**Hershey, PA 17033**  
**Phone: 717.534.3380**  
**www.hersheybears.com**  
**Home arena: GIANT Center (10,500)**

**Affiliation:** 12th year, became Washington's primary affiliate on April 26, 2005  
**Media Relations:** Zack Fisch (zsfisch@hersheypa.com)



### Bryan Helmer

**Vice President of Hockey Operations**

After spending two seasons working on Troy Mann's staff as an assistant coach, Helmer was named the Vice President of Hockey Operations following the retirement of General Manager Doug Yingst. Helmer, a native of Sault Ste. Marie, Ontario, oversees the day-to-day operations of the club's hockey department. He works closely with team's coaching staff, as well as the Washington Capitals, Hershey's NHL affiliate, on all decisions involving players and personnel.

Helmer was inducted in the AHL Hall of Fame in 2017 after an illustrious playing career. He is the AHL's all-time leader in points by a defenseman. He recorded 564 points (129 goals, 435 assists) in a remarkable 20-year career that totaled 1,117 regular-season games. Helmer is also the AHL's all-time leader in Calder Cup playoff appearances, having played in 159 postseason games. He won three Calder Cups in his career, including captaining the Bears to back-to-back titles in 2009 and 2010. Helmer also played 146 games in the NHL with Phoenix, St. Louis, Vancouver and Washington, totaling 26 points (eight goals, 18 assists).

Prior to returning to Hershey, Helmer served as an assistant coach with the Peterborough Petes of the OHL in 2013-14. Helmer resides in the Hershey area with his wife Pam, son Cade, and daughter Rylan.



### Spencer Carberry

**Head Coach**

Carberry, 36, is entering his first season as head coach of the Hershey Bears. He most recently spent the 2017-18 season as an assistant coach with the American Hockey League's Providence Bruins, helping the club to an impressive 45-26-3-2 record.

The native of Victoria, British Columbia has ties to the Chocolate and White, serving as the head coach and director of hockey operations for Hershey's ECHL affiliate, the South Carolina Stingrays, from 2011-2016. In his five seasons at the helm, Carberry compiled a 207-115-38 record with the Stingrays, making him the all-time winningest coach in South Carolina history.

Carberry was the winner of the John Brophy Award as the ECHL's Coach of the Year in 2014, and was the runner-up for the award in 2015 and 2016. South Carolina qualified for the Kelly Cup Playoffs in each of Carberry's five seasons as head coach, and he helped guide the Stingrays to a pair of division titles, and Eastern Conference Finals appearances in 2015 and 2016. Carberry's 2014-15 team registered an ECHL-record 23-game win streak during the regular season and advanced to the 2015 Kelly Cup Finals, falling in seven games to the Allen Americans. In each of the five seasons under Carberry's direction, the Stingrays improved their point total. As a player, the graduate of St. Norbert College served as an alternate captain for South Carolina during his tenure with the club and helped the Stingrays to a Kelly Cup title in 2009.



### Patrick Wellar

**Assistant Coach**

Wellar, a four-time champion and veteran of nearly 750 professional games as a player, is well-known in Hershey. A former defender, Wellar was a stalwart on Hershey's blue line during his playing career. He was part of Hershey's 2010 Calder Cup Championship team that went 60-17-0-3 in regular season play before ultimately claiming the franchise's 11th title. In total, the Carrot River, Saskatchewan native appeared in 260 games with Hershey, scoring 46 points (7 goals, 39 assists), and posting a +24 rating. He also appeared in 36 playoff contests with the club.

Wellar got his coaching start in Hershey during his tenure as a player. With Hershey head coach Mike Haviland absent due to a medical issue, and Wellar unavailable to play due to injury, he served as Hershey's assistant coach for one game on Jan. 26, 2014.

Following his departure from Hershey, Wellar served as a player/assistant coach with the ECHL's Utah Grizzlies in 2014-15, and Alaska Aces in 2015-16. Upon his retirement, Wellar moved behind the bench permanently as an assistant coach with the ECHL's Cincinnati Cyclones, guiding the club to a 36-29-6-1 record in 2015-16. He joined the ECHL's Reading Royals for the 2017-18 season in the same capacity, helping the club secure a playoff berth with a 39-24-9-0 record, good for a third place in the North Division.

Wellar's return to Hershey also reunites him with head coach Spencer Carberry. Wellar was a teammate of Carberry's for parts of two seasons with Hershey's ECHL affiliate, the South Carolina Stingrays. The duo teamed up to guide the Stingrays to a Kelly Cup title in 2009.



### Mike Eastwood

**Assistant Coach**

Eastwood spent three seasons with the Ottawa 67's of the Ontario Hockey League, serving as an assistant coach in 2014-15 before being promoted to associate coach. In each of Eastwood's three years in Ottawa, the club qualified for the playoffs. With the 67's, Eastwood played a pivotal role in developing prospects, including current Philadelphia Flyers forward Travis Konecny, and Kody Clark, a 2018 second round draft selection of Washington.

The Ottawa, Ontario native played 13 seasons in the NHL from 1991-2004, scoring 236 points (87 goals, 149 assists) in 783 career games with Toronto, Winnipeg, Phoenix, the New York Rangers, St. Louis, Chicago, and Pittsburgh. He also skated in 97 career playoff games, scoring 19 points.

The responsible, two-way center was known for his craft on faceoffs, and enjoyed his best season in 1999-2000 with St. Louis, a year in which he helped the Blues win the President's Trophy as the team that finished with the most regular season points in the NHL. That season, Eastwood collected a career-high 34 points (19 goals, 15 assists) in 79 games, on a Blues team that also featured both Helmer, as well as Todd Reirden, the new head coach of the Capitals, on the blue line.

A star player at Western Michigan University, Eastwood was originally drafted by the Toronto Maple Leafs in the 5th round in 1987. He spent two seasons with Toronto's American Hockey League affiliate, the St. John's Maple Leafs, including the 1992-93 campaign that saw Eastwood finish with 59 points.

# South Carolina Stingrays


ECHL Affiliate

Three-time Kelly Cup champions,  
including 2001 & 2009



3300 West Montague Ave., Suite A-200  
North Charleston, SC 29418  
Phone: 843.744.2248  
www.stingrayshockey.com

Home arena: North Charleston Coliseum (10,537)  
Affiliation: 12th year (2004-12, 2014-18)  
Media Relations: Jared Shafran



## Spiros Anastas Head Coach/Director of Hockey Operations

Spiros Anastas was named the eighth head coach in Stingrays history on Aug. 7, 2018. He spent two seasons as an assistant coach with the AHL's Detroit Red Wings affiliate Grand Rapids Griffins from 2012-14 and helped lead the team to the 2013 Calder Cup Championship under head coach Jeff Blashill, who is now the head coach of the Red Wings. Most recently, Anastas served as the head coach for the University of Lethbridge men's hockey team in Lethbridge, Alberta for four seasons from 2014-18.

Anastas, a native of Toronto, Ontario, played college hockey at Lebanon Valley College from 2006-10, where he was a forward and team captain. He began his coaching career with his alma mater, serving as an assistant coach during the 2010-11 season, before moving on to the University of Western Michigan where he was an assistant coach and video coordinator while working under former NHL head coach Andy Murray. During his only season with the Broncos, Anastas helped the team win their second Central Collegiate Hockey Association (CCHA) Championship in program history and earned a berth in the NCAA Tournament. Anastas also spent time as the General Manager of the Alberni Valley Bulldogs in the British Columbia Junior Hockey League (BCHL) before joining Grand Rapids.

While at Lethbridge, Anastas was also able to gain significant experience in international hockey, representing three different countries. Last year Anastas was behind the bench as head coach for Estonia at both the IIHF U20 and U18 World Championships. He also won a Silver Medal as the head coach for Hockey Alberta at the WHL Cup in October 2017 and won the 2017 U17 National Development Camp Tournament as an assistant coach for Hockey Canada.

In addition, Anastas has coached South Korea in four different World Championship tournaments. In both 2015 and 2016, he was the country's head coach at the IIHF U18 World Junior Championship as well as an assistant coach at the IIHF World Championship. Both teams he coached for South Korea in 2015 won gold medals at their respective championships.

Anastas resides in the Charleston area with his wife Lindsay and their two sons, James and Jordan.

## 2018-2019 STINGRAYS SCHEDULE

OCTOBER 2018						
SUN	MON	TUE	WED	THU	FRI	SAT
	1	2	3	4	5	6
7	8	9	10	11	12	13 @ JAX 7:00 PM
14	15 @ ORL 7:00 PM	16 @ ORL 7:00 PM	17	18	19	20 VS. GRN 7:05 PM
21 VS. ATL 3:05 PM	22	23	24 @ NOR 7:00 PM	25	26 @ NOR 7:00 PM	27 @ NOR 7:00 PM
28	29	30	31			

NOVEMBER 2018						
SUN	MON	TUE	WED	THU	FRI	SAT
				1	2 @ ALN 8:05 PM	3 @ ALN 8:05 PM
4	5	6	7	8 @ JAX 10:30 AM	9	10 VS. ORL 7:05 PM
11	12	13 VS. ATL 7:05 PM	14	15	16 VS. FLA 7:05 PM	17 VS. WHL 7:05 PM
18	19	20 @ JAX 7:00 PM	21 @ ORL 7:00 PM	22	23 @ ATL 7:35 PM	24
25	26	27 @ FLA 7:30 PM	28	29	30 @ FLA 7:30 PM	

DECEMBER 2018						
SUN	MON	TUE	WED	THU	FRI	SAT
						1 @ FLA 7:00 PM
2	3	4 VS. GRN 7:05 PM	5	6	7	8 VS. JAX 7:05 PM
9	10	11	12 VS. ATL 7:05 PM	13	14	15 VS. GRN 7:05 PM
16	17 @ ORL 7:05 PM	18	19 @ JAX 7:00 PM	20	21 @ GRN 7:00 PM	22 @ GRN 7:00 PM
23	24 @ ATL 3:05 PM	25	26	27	28 VS. NOR 7:05 PM	29
30	31					

JANUARY 2019						
SUN	MON	TUE	WED	THU	FRI	SAT
		1	2	3	4 @ ORL 7:05 PM	5 @ ORL 7:00 PM
6 @ ORL 1:30 PM	7	8	9	10	11 VS. ATL 7:05 PM	12
13 VS. JAX 3:05 PM	14	15 VS. JAX 7:05 PM	16	17	18 VS. ORL 7:05 PM	19 VS. ORL 7:05 PM
20 VS. ORL 3:05 PM	21	22	23	24 VS. NOR 7:05 PM	25	26
27 @ GRN	28	29	30	31		

FEBRUARY 2019						
SUN	MON	TUE	WED	THU	FRI	SAT
					1 @ KC 7:05 PM	2 @ KC 7:05 PM
3	4	5	6	7	8 @ ATL 7:35 PM	9 @ ATL 7:35 PM
10	11	12	13 @ NOR 7:00 PM	14	15 VS. NFL 7:05 PM	16 VS. JAX 7:05 PM
17 VS. ATL 3:05 PM	18	19 VS. NOR 7:05 PM	20	21	22 VS. FLA 7:05 PM	23 VS. FLA 7:05 PM
24	25	26 VS. GRN	27	28 @ GRN		

MARCH 2019						
SUN	MON	TUE	WED	THU	FRI	SAT
					1 @ MNE 7:15 PM	2 @ MNE 6:00 PM
3	4	5	6	7	8	9
10 @ WOR 3:05 PM	11	12	13	14 @ ATL 7:35 PM	15 VS. NOR 7:05 PM	16 VS. FLA 7:05 PM
17 VS. FLA 3:05 PM	18	19 VS. KC 7:05 PM	20	21	22 VS. KC 7:05 PM	23 @ GRN 7:00 PM
24 @ ATL 3:05 PM	25	26	27	28	29	30 VS. ORL

APRIL 2019						
SUN	MON	TUE	WED	THU	FRI	SAT
	1	2	3	4	5	6 VS. ATL 7:05 PM
7 @ ATL 3:05 PM	8	9	10	11	12	13



# Caps in the Community

The Washington Capitals strive for success both on and off the ice. As a professional sports franchise with deep roots in and around the Washington, D.C., metropolitan area, the Capitals are committed to making a difference in the local community through Monumental Sports & Entertainment Foundation and Caps Care.

## Monumental Sports & Entertainment Foundation

Created in 2013, Monumental Sports & Entertainment Foundation supports the charitable efforts of the Washington Capitals, Mystics, Valor and Wizards; Capital City Go-Go; and the Baltimore Brigade.

MSE Foundation is committed to the Washington, D.C., metropolitan area and focuses on the following five pillars to maximize its impact and engagement with the community:

- Youth basketball, football and hockey
- Education and scholarship
- Pediatric health and fitness
- Military and veterans' affairs
- Hunger and homelessness

Recognizing the community as our most important asset, MSE Foundation looks forward to continuing to create and sustain programs that are designed to give back to the very community that supports our teams. During the 2017-18 season, the Washington Capitals and MSE Foundation raised more than \$2,000,000 in support of charitable organizations across the Washington, D.C., region. Through MSE Foundation we pledge to continue investing our time and resources and serving as a positive influence and contributor in our community and we hope to inspire others to do the same.

If you would like to make a tax deductible donation to Monumental Sports & Entertainment Foundation, you may do so at [MonumentalFoundation.org](http://MonumentalFoundation.org). Simply go to the Donate section and click on the "Donate" button, which will take you to our PayPal page. If you prefer, you can send a check made payable to Monumental Sports & Entertainment Foundation to our office located at 627 N. Glebe Road, Suite 850, Arlington, VA 22203.

## Fundraisers

**Capitals Casino Night:** Capitals Casino Night is the marquee fundraising event for the Washington Capitals. Hundreds of fans helped raise more than \$300,000 for charity at the seventh Capitals Casino Night presented by Leonsis Foundation at the MGM National Harbor in Oxon Hill, Md. To date the Capitals have raised more than \$2 million for charity through Casino Night.

A special reception was held for VIP ticket holders who mingled with the entire team along with coaches and alumni. Afterward, the gaming area opened for all guests, which featured blackjack, craps, roulette, Texas hold 'em and slot machines. The participants were treated to complimentary food and beverage during the event. There was a silent auction where participants were able to bid on autographed sports memorabilia and Capitals' game-used equipment. In addition, two raffles were held, one that required attendees to buy tickets and another that guests could enter with the "money" they won from the casino games. The evening concluded with a live auction featuring one-of-a-kind experiences with Capitals players.

**Capitals Equipment Auctions:** This season the Washington Capitals will hold multiple auctions featuring autographed equipment with all proceeds benefiting MSE Foundation.

**Hockey Fights Cancer Jersey Auction:** Since 2008, the Washington Capitals have hosted a jersey auction as part of the NHL's Hockey Fights Cancer Month initiative. The Capitals hosted

their last Hockey Fights Cancer Jersey Auction in November 2017, raising more than \$75,000 for Flashes of Hope, Hope for Henry, Make-A-Wish Mid-Atlantic and Pancreatic Cancer Action Network. The auction featured autographed jerseys, sticks and pucks.

Look for the Hockey Fights Cancer Jersey Auction to return in November 2018.

**Courage Caps:** For the 11th year in a row, the Washington Capitals reminded everyone what true courage is and called Caps fans to action through Courage Caps. Through this initiative, presented by Telos Corporation, MSE Foundation and the Capitals donated more than \$100,000 to Tragedy Assistance Program for Survivors (TAPS).

Courage Caps and T-shirts were sold for \$20 at Capitals home games, online at [WashingtonCaps.com](http://WashingtonCaps.com) and at the team stores at MedStar Capitals Iceplex and Capital One Arena. There were also a limited number of autographed Courage Caps available. For \$50, fans were able to purchase a "Three Stars" Courage Cap signed by Nicklas Backstrom, John Carlson, Braden



Holtby, T.J. Oshie, Alex Ovechkin or Tom Wilson; for \$40, fans could purchase a hat signed by any other individual Capitals player.

During the past seven seasons, Courage Caps allowed the Capitals to raise more than \$825,000 for Tragedy Assistance Program for Survivors, a nonprofit organization that helps families of the fallen. Founded out of tragedy in 1994, TAPS has established itself as the front line resource to the families and loved ones of our military men and women. TAPS provides ongoing emotional help, hope and healing to all who are grieving the death of a loved one in military service to America, regardless of their relationship to the deceased, geography or circumstance of the death. TAPS offers comfort and care through comprehensive services and programs including peer-based emotional support, case work assistance, crisis intervention and grief and trauma resources.

**Caps Canine Calendar:** MSE Foundation donated nearly \$70,000 to Homeward Trails Animal Rescue through the sale of copies of the 2018 Caps Canine Calendar. The calendars were sold at Caps home games, at the team stores at MedStar Capitals Iceplex and Capital One Arena, and at [WashingtonCaps.com](http://WashingtonCaps.com). The calendar featured photos of Capitals players Nicklas Backstrom, Jay Beagle, Madison Bowey, Andre Burakovsky, John Carlson, Alex Chiasson, Taylor Chorney, Brett Connolly, Christian Djoos, Lars Eller, Tyler Graovac, Philipp Grubauer, Braden Holtby, Evgeny Kuznetsov, Aaron Ness, Matt Niskanen, Dmitry Orlov, Brooks Orpik, T.J. Oshie, Alexander Ovechkin, Devante Smith-Pelly, Jakub Vrana, Nathan Walker and Tom Wilson. Players posed with dogs available for adoption through Homeward Trails, along with some of their own pets. All photography and photo editing was generously provided by Virgil Ocampo Photography.

The Caps Better Halves came up with the calendar theme and Katrina Connolly and Isobel Kuchinsky (Grubauer) presented the check to Sue Bell, founder and executive director of Homeward Trails Animal Rescue. Homeward Trails Animal Rescue is a nonprofit 501(c)

# Caps in the Community



(3) organization that provides pet adoption in Virginia, Washington, D.C., and Maryland. Homeward Trails seeks to find permanent adoptive homes in the Mid-Atlantic region for dogs and cats from high-kill shelters or whose owners can no longer care for them. They seek to reduce the rate of euthanasia of adoptable animals through the rescue and placement of homeless animals; to support proactive spay/neuter practices; to promote positive and ongoing behavioral training; and to educate the public about how to care for their animals in a humane way. Homeward Trails not only facilitates adoptions from local shelters, but also supports a large network of foster care providers who take homeless dogs and cats into their homes, care for them, rehabilitate them when needed, and prepare them for their permanent adoptive homes.

The Capitals look forward to creating a 2019 Caps Canine Calendar to raise money for this cause close to the players' hearts.

**Caps Better Halves Gift Basket Auction:** In 2018, the Caps Better Halves created and auctioned off gift baskets, raising nearly \$50,000 for charity. The Caps' Better Halves created 23 gift baskets, one for each player and one for the coaching staff, filled with their favorite things. Each basket included an autographed jersey and other items hand-picked by the players and their better halves.

Be on the lookout for this season's gift basket auction, scheduled to take place in January 2019.

**Military Night Jersey Auction:** Monumental Sports & Entertainment Foundation and the Caps raised nearly \$40,000 for United Heroes League and the USA Warriors Ice Hockey Program through an auction during Salute to the Military Night on Feb. 20. Salute to the Military Night is an evening dedicated to honoring the men and women who have served the country in the armed forces.

Fourteen jerseys sold for more than \$1,000 with Jay Beagle's jersey selling for the most at \$2,700, T.J. Oshie's at \$2,650 and captain Alex Ovechkin's at \$2,300. A framed, autographed team Military Night camouflage puck set sold for \$2,200, and Tom Wilson's puck sold for \$675.

This season's Military Night Jersey Auction is slated to take place in February 2019.

**Green Auction:** MSE Foundation raised more than \$30,000 through the Washington Capitals St. Patrick's Day Auction on March 16 during the game against the New York Islanders. All proceeds benefited the Anacostia Watershed Society and the Anacostia Waterfront Trust.

The auction featured autographed green jerseys, player-used sticks wrapped in green tape and green pucks. During warmups, the players wore St. Patrick's Day themed Capitals jerseys which were then signed and auctioned off. A framed, autographed team puck set sold for \$2,000, while Alex Ovechkin's warmup jersey sold for 1,850.

Be on the lookout for the Capitals Green Auction to take place in March 4, 2019.



**Puck Surprises:** MSE Foundation raised more than \$30,000 through two puck surprise fundraisers during the 2017-18 season. The puck surprise gives fans an opportunity to purchase pucks autographed by their favorite players. All but a handful of pucks are autographed by Capitals players. The lucky fans who select unsigned pucks get to meet a Caps player and have them signed in person. Last year's winners got to meet T.J. Oshie and Barry Trotz.

This season MSE Foundation is looking to host puck surprises in October 2018 and February 2019.

## Programs

**Family-to-Family:** Each year the Monumental Sports & Entertainment family comes together during the holidays for MSE Foundation's Family-to-Family program, which the Wizards created 21 years ago. The program allows MSE teams to "adopt" families in need who are nominated by local schools and nonprofit organizations.

In November Caps Better Halves Liza Berg (Backstrom), Tayla Billingham (Walker), Isobel Kuchinsky (Grubauer), Taylor Pischke (Wilson), Katie Niskanen, Lauren Oshie and Kim Trotz; Wizards Better Half Thereza Wright-Morris; Mystics guards Natasha Cloud and Tayler Hill; Valor defensive back Tracy Belton; Red Rockers; Wizard Girls; and team mascots G-Wiz and Slapshot shopped for 21 families adopted through MSE Foundation's Family-to-Family program at the Vienna Walmart. The families were nominated by Bright Beginnings, Catholic Charities, Hendley Elementary School and The Salvation Army National Capital Area Command. Paxton Van Lines generously provided a 26' truck to transport the purchased items.

The Washington Capitals hosted a holiday party in December on behalf of MSE Foundation for all of the adopted families at MedStar Capitals Iceplex in Arlington, Va. Participants included Capitals players Philipp Grubauer and Devante Smith-Pelly and head coach Barry Trotz as well as Mystics players Natasha Cloud and Tayler Hill and head coach Mike Thibault. MSE Foundation adopted 21 families through Family-to-Family, while an additional eight families were adopted by Capitals players including Jay Beagle, Grubauer and Smith-Pelly, Mystics head coach Mike Thibault and MSE staff members. Families played street hockey and interacted with Santa, Capitals mascot Slapshot and Red Rockers. A DJ, face painter, caricature artist and balloon artist also provided entertainment for the children. SuperFD donated hot chocolate for the guests and Giant Grocery Stores generously donated gift cards for families. Presents for families to unwrap in celebration of the holiday season also were distributed.

**Everybody Wins! DC:** Monumental Sports & Entertainment staff members participated in the 2017-18 Everybody Wins! DC Power Lunch program, a literacy and mentoring program based in select elementary schools in the Washington metropolitan area. The goal of Power Lunch is to encourage children's interest in reading, expand their opportunities for success and facilitate meaningful volunteer contributions.

Through the Power Lunch program, MSE staff members, including employees from the Capitals, Mystics, Wizards and Capital One Arena, were paired with students at Garrison



# Caps in the Community



Elementary School in Washington, D.C., and Key Elementary School in Arlington, Va. Each week during the school year, MSE staff members took time out of their day to visit with their mentees, spending time reading and sharing conversation during the lunch hour.

**D.C. Public Schools Partnership:** Monumental Sports & Entertainment Foundation and its teams collaborated to “adopt” a local school through the D.C. Public Schools (DCPS) Adopt-a-School Program, which the Capitals became involved with in 2009.

For the 2017-18 school year, MSE Foundation adopted Hendley Elementary School, a Title I D.C. Public School located in Ward 8 that serves nearly 450 children in PK3 through fifth grade. To kick off the partnership MSE Foundation hosted a book drive where fans could donate books to be used in classroom libraries. Hendley ES students, teachers and administrators received complimentary game tickets to Capitals and Wizards preseason games. Capitals alumni Sylvain Cote and Paul Mulvey participated in the Power Up DC at Hendley during the fall. For the holidays, the school nominated families who were adopted through the Foundation’s Family-to-Family program. The Capitals hosted a youth hockey clinic in January. MSE staff volunteered at the ClassDojo student achievement celebration in March and helped oversee relays and teambuilding including tug-of-war and hula hoop contests. Corporate partner Rita’s donated water ice for Teacher Appreciation Week. MSE donated muffins for the “Muffins with Mom” Mother’s Day celebration in May, and partner Dunkin’ Donuts donated donuts for the “Donuts with Dad” Father’s Day celebration in June. MSE staff volunteered each month at the Martha’s Table Joyful Food Market. In addition, MSE Foundation supplied hundreds of items for the school’s Positive Behavior Interventions and Supports (PBIS) cart for student incentives and for teacher rewards.

MSE Foundation looks forward to continuing the partnership with Hendley for the 2018-19 school year.

**Potomac Valley Amateur Hockey Association:** For the ninth year in a row, the Washington Capitals and MSE Foundation partnered with the Potomac Valley Amateur Hockey Association (PVAHA), providing a \$25,000 grant. This money helps fund the John Crerar Hockey Development and Chris Dernetz Disabled Hockey grant programs and was distributed to 24 area hockey programs during the 2017-18 season. The Crerar grant program increases participation and promotes hockey within Maryland, Virginia and Washington, D.C. The Dernetz grant program assists USA Disabled Hockey Programs within PVAHA.

**Leveling the Playing Field:** MSE Foundation granted \$20,000 to Leveling the Playing Field (LPF) for the 2017-18 NHL and NBA seasons to help expand its hockey and basketball equipment collections and donations. Collection bins were placed at Washington Capitals rink partners Ashburn Ice House, MedStar Capitals Iceplex and SkateQuest Reston in Virginia and The Gardens Ice House, Skate Frederick, Cabin John Ice Rink, Hagerstown Ice & Sports Complex, Reisterstown Sportsplex and Wheaton Ice Arena in Maryland.

During the NHL’s Green Month, and in celebration of the Stadium Series, the NHL, Washington Capitals and MSE Foundation placed seven NHL Green – Recycle the Game donation nets in



community rinks across the Washington, D.C., region. MSE Foundation and Legacy Project partner Leveling the Playing Field collected gear and donated it to United Heroes League, an organization dedicated to empowering military families and helping children stay active through sports. These permanent collection nets were placed at Bowie Ice Arena, Cabin John Ice Rink, Kettler Capitals Iceplex, Reisterstown Sportsplex, Skate Frederick, SkateQuest Reston and Wheaton Ice Arena.

**Flashes of Hope:** Since 2009, the Capitals and MSE Foundation have provided funding for Flashes of Hope, establishing the D.C. chapter at MedStar Georgetown University Hospital, Children’s National and the National Institute of Health, and supporting the Northern Virginia chapter based out of Inova Fairfax Hospital for Children and the Children’s Center for Cancer & Blood Disorders.

In November Washington Capitals players Evgeny Kuznetsov, Dmitry Orlov and Alex Ovechkin participated in a Flashes of Hope photo shoot as part of the Caps Hockey Fights Cancer visit to the pediatric ward of MedStar Georgetown University Hospital. Flashes of Hope is a nonprofit organization that raises money for pediatric cancer research and changes the way children with cancer and other life-threatening illnesses see themselves through the gift of photography. More than 200 patients and their families were photographed during 20 shoots and several special events funded by MSE Foundation in 2017. The goal of Flashes of Hope is to photograph every child until every child is cured.

**Fort Dupont Service Project:** Washington Capitals head coach Barry Trotz’s wife Kim and family and Michal Kempny’s better half Nicola Mináriková and family, joined Caps fans to participate in a Monumental Sports & Entertainment Foundation (MSE Foundation) service project to help spruce up Fort Dupont Ice Arena in Southeast Washington, D.C., on June 3.

The project marked the ninth-consecutive year that the Capitals and their fans have joined together to help clean up and make improvements at Fort Dupont. Volunteers painted the locker rooms, hallways and bathrooms, cleaned the glass, put together goals, washed and taped speed mats and cleaned and organized hockey and skating equipment inside the arena. A few volunteers braved the inclement weather to weed the flower beds outside the main entrance.

Fort Dupont is the only public indoor ice arena located in Washington, D.C., and the only skating facility in the area that provides free or subsidized skating programs to children. Its Kids On Ice program provides free figure skating, hockey and speed skating lessons to economically disadvantaged children who might not otherwise have the opportunity to learn these sports. Friends of Fort Dupont Ice Arena partners with public and private schools, summer camps, churches and local community organizations to promote and deliver its programs to more than 7,000 children per year.

# Caps in the Community



**Teammates for Kids:** Through a grant from Teammates for Kids, MSE Foundation was able to donate \$22,000 to the Fort Dupont Ice Hockey Program in southeast Washington, D.C.

Washington Capitals players Nicklas Backstrom, Jay Beagle, Andre Burakovsky, John Carlson, Philipp Grubauer, Braden Holtby, Brooks Orpik, T.J. Oshie and Tom Wilson, along with coach Barry Trotz, all pledged to participate in Top Shelf Teammates, the hockey division of the Teammates for Kids Foundation. Top Shelf Teammates contributes financial resources to nonprofit organizations that benefit children's health, education and inner-city services. Players contribute a predetermined sum based on selected on-ice performance categories such as goals or team wins. Every dollar contributed by players is tripled through an affiliation with other donors. Because outside sources secured by the Foundation cover all operating expenses, 100% of donated money is distributed to children's charities. Through Teammates for Kids, the Washington Capitals have donated \$209,400 to the Fort Dupont Ice Hockey Program since 2003.

**Playworks Washington, D.C.** For the fifth-straight year MSE Foundation and the Capitals partnered with Playworks Washington, D.C., providing a grant and programming for the 2017-18 school year. Playworks is currently in 18 public and public charter schools in Washington, D.C., bringing safe, meaningful play to 7,100 students every day.

Washington Capitals players Aaron Ness and Chandler Stephenson attended the Playworks Hockey Extravaganza at Lasalle-Backus Education Campus in Northeast Washington, D.C. in November 2017. The players, along with the Capitals Street Team, taught hockey skills to students from Playworks Partner Schools from across the city. Capitals alumnus Rod Langway joined Wizards alumnus Bob Dandridge and Mystics players Tayler Hill and Tierra Ruffin-Pratt in a Martin Luther King Day of Service project in partnership with MSE Foundation and Playworks at Langley Elementary School in January 2018. They were joined by more than 80 Capitals, Mystics, Valor and Wizards fans, Langley Elementary volunteers and Playworks staff and coaches who took part in tasks that included painting murals, creating inspirational canvases and bulletin boards, organizing library books and painting hallways. Volunteers also donated books for the school's library.

In March MSE Foundation hosted Playworks DC's Junior Coach Leadership Conference at Capital One Arena. The conference consisted of 120 fourth-, fifth- and sixth-grade students from Playworks' Junior Coach (JC) program, which provides students with monthly training focusing on peer leadership and conflict resolution. JC's then implement the training on the recess yard, where they model positive behavior for their peers, as well as help to facilitate games and resolve any conflicts that may arise during play.

Playworks is a national nonprofit organization that transforms schools by providing play and physical activity at recess and throughout the school day. It teaches children to resolve their own conflicts that arise at recess and carry over to the classroom, improving school



climate both on and off the playground. Playworks helps transform recess into a safe, fun and inclusive time that gets students active and engaged so they can return to the classroom focused and ready to learn.

## Caps in the Community

It is the Capitals goal not only to build an excellent team with positive role models for young people, but also to create and maintain community programs that encourage participation in hockey, serve to educate today's youth and assist those in need.

It is this philosophy that led the franchise to establish Caps Care, the branch of the organization that manages community involvement. Recognizing the community as our most important asset, Caps Care creates programs that are designed to give back to the very community that has supported our team for so many years. Fans can follow along with the team's community activities on Twitter using the #CapsCare hashtag.

Throughout the year, Capitals players, coaches and their families, along with our alumni, staff and mascot, dedicate themselves to making a difference in the lives of the people they encounter. Through a diverse array of causes like education, fundraising, supporting local youth hockey groups, hosting community drives or simply spreading good cheer, the Capitals are committed to being a positive influence and contributor in our community.

## Community Programs

The Washington Capitals take part in numerous programs throughout the year that benefit the local community.

**Caps in School:** The Washington Capitals launched the Caps in School program during the 2009-10 season, bringing the excitement of Caps Hockey to local classrooms in Maryland, Virginia and Washington, D.C. Caps in School is a free, online curriculum-enhancing teaching tool focusing on first- through fourth-grade classes. The online resources combine the sport of hockey and Washington Capitals players to teach math, science, English, social studies and character building. This unique program offers engaging, classroom-ready lesson plans and worksheets featuring Capitals players and coaches that captured the attention of students. During the 2016-2017 season, the Capitals added a free reading program to Caps in School. This program provides students bookmarks and rewards to encourage them to read more outside the classroom. Caps in School also offers Caps branded school supplies that educators can utilize in their classrooms.

Maryland, Virginia and Washington, D.C., teachers can enroll their classes for free and start to download lesson plans at the new Caps in School website at <https://www.nhl.com/capitals/capsinschool>

**Stick with Fitness:** The Washington Capitals created a fitness program to motivate students



# Caps in the Community

to push themselves with physical challenges. Students receive a bracelet and can earn charms by completing a variety of fitness tests. This program is free to Physical Education teachers in the D.C. metro area. Materials are provided on a first-come first-serve basis. Teachers can sign up for 'Stick with Fitness' online at <https://www.nhl.com/capitals/community/stick-with-fitness>.

**Hockey School:** The Washington Capitals have hosted more than 180 clinics and reached more than 25,000 students in the D.C. area through the team's Hockey School program since its inception in 2007.

Hockey School is a free program, designed to be both instructional and interactive, with the goal of exposing students to floor hockey and teaching proper technique. Each Hockey School visit consists of an interactive floor hockey clinic focusing on stick-handling, passing and shooting.

This season, the Capitals will host Hockey School sessions between October and May for groups of 150 elementary- and middle-school students.

Each school receives a full set of street hockey equipment that includes sticks, nets, balls and pucks. The overall goal of the program is to equip the school with the tools needed to incorporate street hockey into their physical education curriculum.

Elementary and middle schools in the Maryland, Virginia and Washington D.C., area are eligible to sign up for Hockey School online at [WashingtonCaps.com](http://WashingtonCaps.com) or by emailing [School@washcaps.com](mailto:School@washcaps.com). Schools are selected on a first-come, first-served basis.

**Most Valuable Kids:** The Washington Capitals have teamed up with Most Valuable Kids, Inc., to provide a unique opportunity for Caps season-ticket holders to donate unused game tickets to underserved children, recuperating soldiers and active military and their families in the Washington, D.C., metropolitan area. Tickets that would otherwise go unused are redistributed by Most Valuable Kids to either injured soldiers or active military and their families; or to boys and girls, 18 and younger, through various local nonprofit organizations. Most Valuable Kids' mission is to provide an unparalleled reward system for local underprivileged children and children's organizations that show exemplary behavior, spirit, and community service. In offering children the opportunity to come face to face with athletic and entertainment role models, Most Valuable Kids' program fosters the development of self-esteem and a deeper understanding of the benefits of hard work and perseverance during adolescent and teenage years. For more information on Most Valuable Kids go to [www.mostvaluablekids.org](http://www.mostvaluablekids.org).

## Community Drives

Community drives are another way that the Capitals partner with fans who want to get

involved in helping the local community. By collecting canned food, toys or even by allowing fans the opportunity to donate blood, the team places high priority on making the D.C. area a better place and helping those who are in need.

**Toy Drive presented by GEICO:** The Capitals partnered with The Salvation Army for their 18th annual Toy Drive presented by GEICO in 2017, hosting a toy drive during the Capitals home game on Dec. 8. The Caps collected a total of 650 toys and \$450. All the toys collected were distributed to area families through The Salvation Army's Angel Tree Program, which ensures that underserved children receive gifts for the holidays.

**Canned Food Drive presented by Giant:** The Capitals partnered with The Capital Area Food Bank for their second annual Canned Food Drive presented by Giant in 2017, hosting a food drive during the Capitals home game on Nov. 18. All food collected was distributed to area families through The Capital Area Food Bank. In total, the Caps collected 1,448 pounds of food, which is equal to 1,206 meals. Everyone that donated received a Matt Niskanen poster courtesy of Giant.

## Signature Event

**Team Visit to Georgetown MedStar:** The Washington Capitals team visited Georgetown Medstar Hospital in the month of November as part of the Hockey Fights Cancer initiative to visit the pediatric units and spend time with the kids. The players spent time doing crafts, and hanging out with the patients and their families. Each kid was also given a Caps Kids Club kit that had been donated by Caps fans through the Kids Club donation program.

## NHL Platforms

**Hockey Fights Cancer:** The Washington Capitals support the NHL's Hockey Fights Cancer initiative. Hockey Fights Cancer is a component of the NHL's "Biggest Assist Happens off the Ice" campaign, the League's long-standing tradition of addressing important social issues in North America and around the world.

Hockey Fights Cancer is a joint initiative founded in December 1998 by the NHL and the Players' Association to raise money and awareness for national and local organizations involved in cancer care and research. It is supported by NHL Member Clubs, NHL Alumni, the NHL Officials' Association, professional hockey trainers and equipment managers, corporate marketing partners, broadcast partners and fans throughout North America.

The Caps partnered with Make-a-Wish Mid Atlantic, Pancreatic Cancer Action Network, Hope for Henry and Flashes of Hope during the 2017 Hockey Fights Cancer Month initiatives, donating nearly \$25,000 to each organization. MSE Foundation hosted a jersey, puck and stick auction that raised more than \$75,000 and donated half of the jackpot from its 50/50 raffle on Hockey Fight Cancer Night. In addition, the Capitals donated all proceeds from its mobile seat upgrades platform and warmup puck sales during the month of November. For the past three



# Caps in the Community

seasons the Capitals have partnered with Leidos who have donated more than \$100,000 to the Hockey Fights Cancer initiative.

**Hockey is for Everyone:** Hockey is for Everyone™ (HIFE) is the National Hockey League's official youth development program. HIFE provides support and unique programming to nonprofit youth hockey organizations across North America that are committed to offering children of all backgrounds opportunities to play hockey. The initiative is supported by NHL member clubs, players, NHL alumni and fans. The HIFE initiative leverages the sport of hockey as a catalyst to help children learn essential life skills, education and the core values of hockey: commitment, perseverance and teamwork.

To celebrate this initiative, the National Hockey League hosts the annual Hockey is for Everyone Month in February. The league-wide initiative includes numerous activities to promote the diversity of the game that involve NHL clubs, players, alumni, fans and grass-roots diversity programs, all with the goal of raising awareness and celebrating the growth of the game.

The Washington Capitals held various events throughout the month and hosted Hockey is for Everyone Night during a Caps game in February

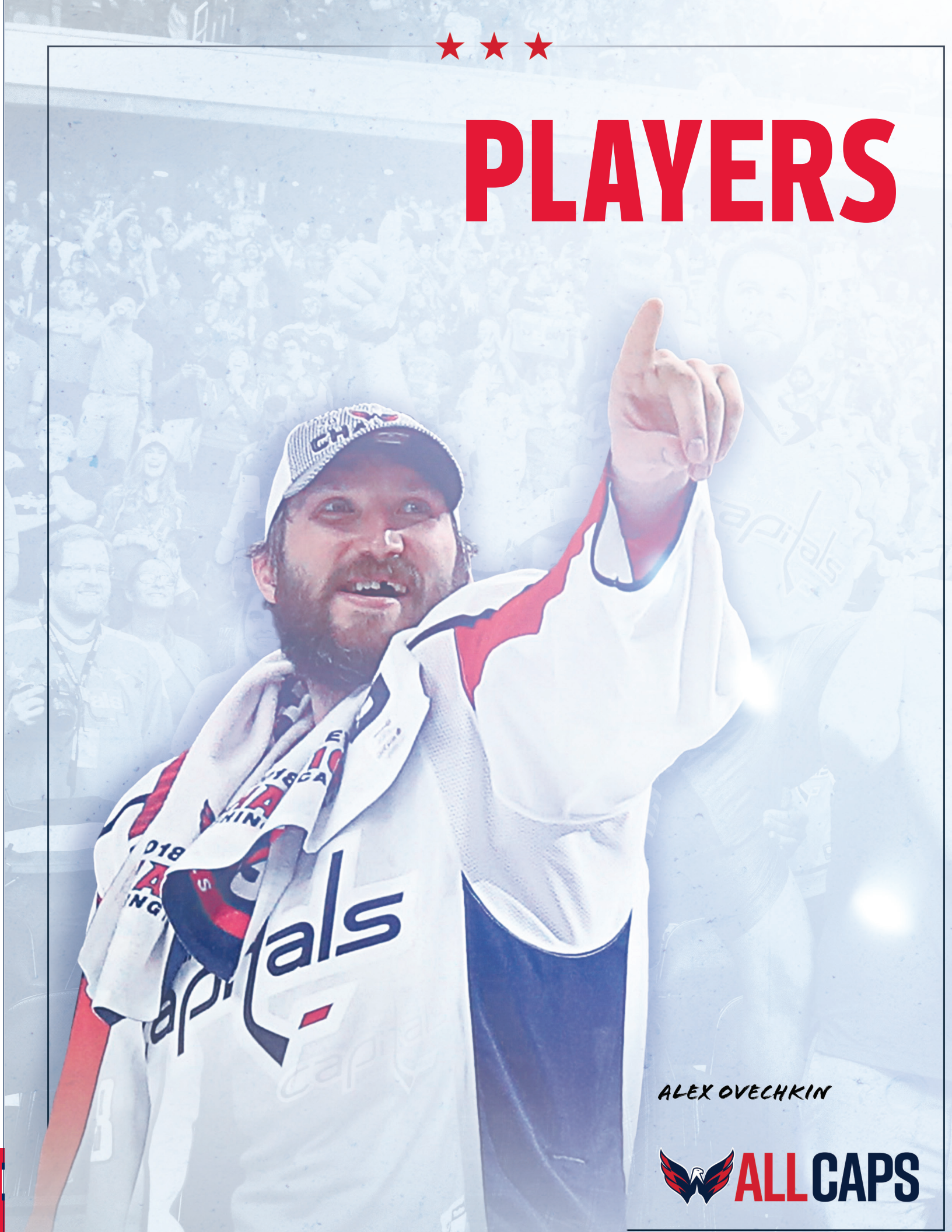
The Caps also teamed up for the seventh-straight year with Dreams for Kids (DFK) to host Extreme Recess Hockey in February at Kettler Capitals Iceplex as part of Hockey is for Everyone Month. Washington Capitals defenseman Brooks Orpik and Matt Niskanen, Taylor Chorney, Jay Beagle and mascot Slapshot skated with children with physical and developmental disabilities following a Capitals practice. Many participants were skating for the first time, and the Caps players helped them get acclimated to the ice while working with them on how to hold the stick, puck handling and passing. The Capitals provided T-shirts for all of the participants and volunteers.







# PLAYERS



ALEX OVECHKIN



**ALLCAPS**



# 2018-19 Training Camp Numerical Roster

1	Phoenix Copley.....G	26	Nic Dowd.....C	49	Maximilian Kammerer.....C	76	Hampus Gustafsson.....C
2	Matt Niskanen.....D	27	Alexander Alexeyev.....D	50	Mathias Bau.....LW	77	T.J. Oshie.....RW
6	Michal Kempny.....D	29	Christian Djoos.....D	51	Kristian Marthinsen.....LW	78	Tyler Lewington.....D
8	Alex Ovechkin.....LW	30	Ilya Samsonov.....G	53	Alex Kannok-Leipert.....D	79	Nathan Walker.....LW
9	Dmitry Orlov.....D	33	Parker Milner.....G	54	Mason Mitchell.....LW	80	Adam Morrison.....G
10	Brett Connolly.....RW	34	Jonas Siegenthaler.....D	55	Aaron Ness.....D	84	Kristofers Bindulis.....D
13	Jakub Vrana.....LW	35	Logan Thompson.....G	58	Eric Florchuk.....C	87	Liam O'Brien.....C
14	Michael Sgarbossa.....C	36	Connor Hobbs.....D	61	Juuso Ikonen.....RW	92	Evgeny Kuznetsov.....C
15	Jayson Megna.....C	38	Colby Williams.....D	63	Shane Gersich.....LW	93	Mark Simpson.....C
17	Sergei Shumakov.....RW	40	Garrett Pilon.....C	64	Brian Pinho.....C		
18	Chandler Stephenson.....C	41	Vitek Vanecsek.....G	65	Andre Burakovsky.....LW		
19	Nicklas Backstrom.....C	42	Martin Fehervary.....D	67	Riley Sutter.....RW		
20	Lars Eller.....C	43	Tom Wilson.....RW	68	Grant Besse.....RW		
21	Lucas Johansen.....D	44	Brooks Orpik.....D	70	Braden Holtby.....G		
22	Madison Bowey.....D	45	Axel Jonsson-Fjallby.....LW	71	Kody Clark.....RW		
24	Riley Barber.....RW	46	Tobias Geisser.....D	72	Travis Boyd.....C		
25	Devante Smith-Pelly.....RW	47	Beck Malenstyn.....LW	74	John Carlson.....D		

# 2018-19 Training Camp Roster

## FORWARDS (35)

#	Player	Ht.	Wt.	Shoots	Born	Birthplace	2017-18 Club	League(s)
19	BACKSTROM, Nicklas	6'1"	209	Left	11/23/87	Gavle, Sweden	CAPITALS	NHL
24	BARBER, Riley	6'0"	200	Right	2/7/94	Pittsburgh, Pennsylvania	Hershey	AHL
50	BAU, Mathias	6'6"	231	Left	7/3/93	Glostrup, Denmark	Hersey	AHL
68	BESSE, Grant	5'10"	184	Left	7/14/94	Plymouth, Minnesota	Cleveland/Norfolk	AHL/ECHL
72	BOYD, Travis	5'11"	181	Right	9/14/93	Edina, Minnesota	CAPITALS/Hershey	NHL/AHL
65	BURAKOVSKY, Andre	6'3"	205	Left	2/9/95	Klagenfurt, Austria	CAPITALS	NHL
71	CLARK, Kody	6'2"	184	Right	10/13/99	King City, Ontario	Ottawa	OHL
10	CONNOLLY, Brett	6'3"	193	Right	5/2/92	Prince George, British Columbia	CAPITALS	NHL
26	DOWD, Nic	6'1"	194	Right	4/27/90	Huntsville, Alabama	Los Angeles/Vancouver	NHL
20	ELLER, Lars	6'2"	203	Left	5/8/89	Rodovre, Denmark	CAPITALS	NHL
58	FLORCHUK, Eric	6'2"	178	Left	1/10/00	Fort Saskatchewan, Alberta	Victoria/Saskatoon	WHL
63	GERICH, Shane	5'11"	180	Left	7/10/96	Chaska, Minnesota	CAPITALS/Univ. of North Dakota	NHL/NCAA
76	GUSTAFSSON, Hampus	6'4"	206	Left	10/26/93	Ljunby, Sweden	Hershey/South Carolina	AHL/ECHL
61	IKONEN, Juuso	5'8"	173	Left	1/3/95	Espoo, Finland	Brynas IF	Sweden
45	JONSSON-FJALLBY, Axel	6'2"	191	Left	2/10/98	Stockholm, Sweden	Djurgardens IF	Sweden
49	KAMMERER, Maximilian	6'1"	179	Left	9/28/96	Dusseldorf, Germany	Düsseldorfer EG	Germany
92	KUZNETSOV, Evgeny	6'2"	204	Left	5/19/92	Chelyabinsk, Russia	CAPITALS	NHL
47	MALENSTYN, Beck	6'3"	206	Left	2/4/98	Delta, British Columbia	Calgary/Swift Current	WHL
51	MARTHINSEN, Kristian	6'0"	190	Left	8/20/99	Lorenskog, Norway	Almtuna IS	Allsvenskan
15	MEGNA, Jayson	6'0"	190	Right	2/1/90	Fort Lauderdale, Florida	Vancouver/Utica	NHL/AHL
54	MITCHELL, Mason	6'2"	209	Left	6/13/94	Edmonton, Alberta	Hershey	AHL
87	O'BRIEN, Liam	6'1"	212	Left	7/29/94	Halifax, Nova Scotia	Hershey	AHL
77	OSHIE, T.J.	6'0"	196	Right	12/23/86	Everett, Washington	CAPITALS	NHL
8	OVECHKIN, Alex	6'3"	240	Right	9/17/85	Moscow, Russia	CAPITALS	NHL
40	PILON, Garrett	6'0"	193	Right	4/13/98	Mineola, New York	Kamloops/Everett	WHL
64	PINHO, Brian	6'2"	197	Right	5/1/95	North Andover, Massachusetts	Providence College	NCAA
14	SGARBOSSA, Michael	6'0"	182	Left	7/25/92	Campbellville, Ontario	Manitoba	AHL

# 2018-19 Training Camp Roster

#	Player	Ht.	Wt.	Shoots	Born	Birthplace	2017-18 Club	League(s)
93	SIMPSON, Mark	6'6"	202	Left	4/24/95	Rothesay, New Brunswick	Univ. of New Brunswick	USports
25	SMITH-PELLY, Devante	6'0"	224	Right	6/14/92	Scarborough, Ontario	CAPITALS	NHL
18	STEPHENSON, Chandler	6'0"	206	Left	4/22/94	Saskatoon, Saskatchewan	CAPITALS	NHL
17	SHUMAKOV, Sergei	6'0"	185	Right	9/4/92	Chelyabinsk, Russia	CSKA Moscow	KHL
67	SUTTER, Riley	6'4"	203	Right	10/25/99	Calgary, Alberta	Everett	WHL
13	VRANA, Jakub	6'0"	199	Left	2/28/96	Prague, Czech Republic	CAPITALS	NHL
79	WALKER, Nathan	5'9"	188	Left	4/7/94	Cardiff, Wales	CAPITALS/Hershey	NHL/AHL
43	WILSON, Tom	6'4"	220	Right	3/29/94	Toronto, Ontario	CAPITALS	NHL

## DEFENSEMEN (18)

27	ALEXEYEV, Alexander	6'4"	199	Left	11/15/99	St. Petersburg, Russia	Red Deer	WHL
84	BINDULIS, Kristofers	6'3"	194	Left	9/17/95	Riga, Latvia	Hershey/South Carolina	AHL
22	BOWEY, Madison	6'2"	197	Right	4/22/95	Winnipeg, Manitoba	CAPITALS/Hershey	NHL/AHL
74	CARLSON, John	6'3"	219	Right	1/10/90	Natick, Massachusetts	CAPITALS	NHL
29	DJOOS, Christian	6'0"	180	Left	8/6/94	Gothenburg, Sweden	CAPITALS	NHL
42	FEHERVARY, Martin	6'2"	198	Left	10/6/99	Bratislava, Slovakia	HV71	Sweden
46	GEISSER, Tobias	6'5"	213	Left	2/13/99	Stans, Switzerland	EV Zug	Swiss
36	HOBBS, Connor	6'2"	200	Right	1/4/97	Regina, Saskatchewan	Hershey	AHL
21	JOHANSEN, Lucas	6'2"	188	Left	11/16/97	Vancouver, British Columbia	Hershey	AHL
53	KANNOK-LEIPERT, Alex	6'0"	197	Right	7/20/00	Regina, Saskatchewan	Vancouver	WHL
6	KEMPNY, Michal	6'1"	195	Left	9/8/90	Hodonin, Czech Republic	CAPITALS/Chicago	NHL
78	LEWINGTON, Tyler	6'2"	199	Right	12/5/94	Edmonton, Alberta	Hershey	AHL
55	NESS, Aaron	5'10"	189	Left	5/18/90	Roseau, Minnesota	CAPITALS/Hershey	NHL/AHL
2	NISKANEN, Matt	6'1"	203	Right	12/6/86	Virginia, Minnesota	CAPITALS	NHL
9	ORLOV, Dmitry	5'11"	211	Left	6/23/91	Novokuznetsk, Russia	CAPITALS	NHL
44	ORPIK, Brooks	6'3"	219	Left	9/26/80	San Francisco, California	CAPITALS	NHL
34	SIEGENTHALER, Jonas	6'3"	214	Left	5/6/97	Zurich, Switzerland	Hershey	AHL
38	WILLIAMS, Colby	6'0"	203	Right	1/26/95	Regina, Saskatchewan	Hershey	AHL

## GOALTENDERS (7)

1	COPLEY, Phoenix	6'4"	200	Left	1/18/92	North Pole, Alaska	St. Louis/Chicago Wolves/Hershey	NHL/AHL
70	HOLTBY, Braden	6'2"	210	Left	9/16/89	Lloydminster, Saskatchewan	CAPITALS	NHL
33	MILNER, Parker	6'0"	173	Left	9/6/90	Pittsburgh, Pennsylvania	Hershey/South Carolina	AHL/ECHL
80	MORRISON, Adam	6'3"	201	Left	2/9/91	Edmonton, Alberta	Wheeling	ECHL
30	SAMSONOV, Ilya	6'4"	201	Left	2/22/97	Magnitogorsk, Russia	Metallurg Magnitogorsk	KHL
35	THOMPSON, Logan	6'4"	176	Left	2/25/97	Calgary, Alberta	Brandon	WHL
41	VANECEK, Vitek	6'2"	190	Left	1/9/96	Havlickuv Brod, Czech Republic	Hershey/South Carolina	AHL/ECHL





# NICKLAS BACKSTROM

Center • Height: 6'1" • Weight: 209 • Shoots: Left  
Born: November 23, 1987 (Gavle, Sweden)

Drafted: Capitals' first-round choice, fourth overall, in the 2006 NHL Draft

# 19

Enters the season one point shy of 800 career points to become the third player in franchise history to reach the mark and the first in the 2006 NHL Draft class ... Ranks first on the Capitals franchise assist list (590) and third in franchise points (799) ... Has two of the team's top-four single-season assist totals and has registered four of the nine 60-assist seasons in franchise history ... Ranks first in franchise history in 50-assist seasons (8) ... Since he entered the NHL in 2007-08, ranks first in the League among active players in assists ... Leads his draft class (2006) in assists and points ... Registered 642 points in his first nine seasons, trailing only Ovechkin (814) and Mike Gartner (734) for scoring by a Capital in a player's first nine seasons ... Earned his 500th NHL point at EDM (10/22/15), becoming the sixth fastest active player to reach the 500-point milestone (501 GP) ... Tied Michal Pivonka for first place on the Capitals franchise assist list vs. BOS (3/15/15), reaching 418 assists in 263 games fewer than Pivonka (825) ... Earned his 441st NHL assist in his 600th NHL/Capitals game vs. DET (12/8/15), marking the fourth-highest assist total through first 600 games over the last 25 seasons (Peter Forsberg: 555, Sidney Crosby: 534, Jaromir Jagr: 457) ... Ranks second in franchise postseason history in points (75), first in assists (49), third in goals (26) and fourth in games played (96).

## 2017-18

Ranked third on the team in goals (21), assists (50) and points (71) ... Recorded at least 70 points for the fifth straight season and seventh time in his career ... Recorded at least 50 assists for the fifth straight season and eighth time in his career ... Played in his 800th NHL game at LA (3/8) ... Scored his 200th career goal at CBJ (2/6) ... Registered two assists at NYR (3/26), passing Mike Gartner (789) for third place on the franchise points list ... Tallied four assists at Montreal (3/24), marking his second four-point game of the season ... Recorded three points (1g, 2a) at NYI (3/15) ... Registered three points (1g, 2a) vs. TOR (3/3), including the game-winning goal ... Recorded two points (1g, 1a) at CBJ (2/6), including the game-winning goal ... Tallied two points (1g, 1a) vs. STL (1/7), including the game-winning goal in OT ... Earned three points (1g, 2a) vs. NJ (12/30) ... Recorded three points (1g, 2a) vs. CHI (12/6) ... Tallied four points (1g, 3a) at NJ (10/13) ... Registered three points (1g, 2a) at TB (10/9) ... Registered two assists vs. MTL (10/7) ... Recorded 23 points (5g, 18a) in 20 postseason games ... Ranked second on the team in assists and third in points during playoffs ... Recorded seven multi-point games, including three three-point games ... Scored the game-winning goal in OT in Game 5 of the ECQF vs. CBJ (4/21), marking his fourth career playoff overtime goal, the most in franchise history ... Moved into second in franchise history in playoff goals scored (31) ... Passed Kelly Miller for second in franchise history in playoff games played (116).

## Career

**2016-17:** Ranked second in the NHL in assists (63) and multi-assist games (15) and fourth in points (86) ... Led the NHL in points since Jan. 1 (56) ... Led the NHL in power-play points (35) and ranked second in power-play assists (27) ... Recorded a point streak of 10 games (1/5-1/23: 4g, 13a) and eight games (1/31-2/18: 4g, 10a) and was one of two players in the NHL to post two point streaks of eight or more games (Auston Matthews) ... Scored a PPG at ARI (3/31) ... Earned three assists at MIN (3/28) ... Earned three points (1g, 2a) vs. CGY (3/21) ... Registered four assists at TB (3/18) ... Earned three assists vs. MIN (3/14), including his 50th assist of the season ... Recorded two points (1g, 1a) vs. DAL (3/6) ... Scored the game-winning goal in overtime vs. PHI (3/4) ... Scored a PPG at NYR (2/28) ... Recorded two points (1g, 1a) at PHI (2/22) ... Tallied three points (1g, 2a), including his 700th NHL point, vs. ANA (2/11) ... Recorded three points (1g, 2a) vs. DET (2/9) ... Recorded three points (1g, 2a) vs. BOS (2/1) ... Tallied two assists at DAL (1/21) ... Tallied two assists vs. PHI (1/15) ... Registered four points (1g, 3a) vs. PIT (1/11) ... Recorded his 500th NHL/Capitals assist at OTT (1/7) ... Earned two assists vs. TB

(12/23) ... Earned two assists at BUF (12/9) ... Scored his fifth career OT goal vs. BOS (12/7) ... Earned two points (1g, 1a) vs. CBJ (11/20) ... Led all skaters in hits (5) vs. DET (11/18) ... Tied his career high with five points (2g, 3a) vs. PIT (11/16) ... Earned three points (1g, 2a) vs. WPG (11/3) ... Earned an assist and won 13 of 17 faceoffs (76.5%) vs. COL (10/18) ... Tallied two assists at PIT (10/13) ... Led Capitals in points during playoffs (6g, 7a) ... Scored game-winning goal at PIT (5/8) ... Recorded five multi-point games ... Passed Calle Johansson and Michal Pivonka for fourth in franchise history in playoff games played (96) ... Moved into third in franchise history in playoff goals scored (26), first in assists (49) and second in total points (75). **2015-16:** Ranked tied for seventh in the NHL in assists (50), fourth in assists per 60 minutes (2.09) and tied for first in three-assist games (3) ... Reached the 50-assist plateau for the sixth time in his career ... Ranks first in franchise history in 50-assist seasons and since he entered the NHL in 2007-08, Backstrom ranks tied for first in the NHL in 50-assist seasons (Ryan Getzlaf, Henrik Sedin, Joe Thornton) ... Reached the 70-point plateau for the fifth time in his career ... Scored 20 goals for the third time ... Finished the season +17, marking his highest plus/minus since 2010-11 (+24) ... Tied his career high in game-winning goals (4) ... Ranked first in the NHL in power-play assists (27) and tied for second in power-play points (30) ... Tallied three assists to earn his 50th assist of the season at STL (4/10) ... Earned two points (1g, 1a) vs. CBJ (3/28) ... Tallied two points (1g, 1a) at OTT (3/22) ... Scored a goal at LA (3/9), passing Kelly Miller (162) for 12th place on the Capitals franchise goals list ... Earned two assists and won 15 of 18 faceoffs vs. TOR (3/2), marking Washington's highest faceoff win percentage (min. 15 faceoffs) since David Steckel won 15 of 18 faceoffs on Nov. 13, 2009 vs. MIN ... Earned an assist at CHI (2/28), marking his 40th assist of the season ... Since entering the NHL in 2007-08, Backstrom has eight 40-assist seasons, tying for the most in that time span (Ryan Getzlaf and Joe Thornton: 8) ... Tallied two assists vs. MIN (2/26) ... Tallied three assists at MIN (2/11) ... Earned two assists vs. NYI (2/4) ... Scored a goal vs. FLA (2/2) ... Scored a goal vs. PHI (1/27) ... Scored two goals at CBJ (1/19) ... Tallied three assists vs. OTT (1/10) ... Scored the game-tying goal with 5.7 seconds remaining in the third period at NYR (1/9) ... Earned two points (1g, 1a) at NYI (1/7) ... Scored a goal at CAR (12/31) ... Earned three assists at NYR (12/20) ... Registered his 600th NHL point with an assist vs. TB (12/18) ... Tallied three points (1g, 2a) at PIT (12/14) ... Earned an assist in his 600th NHL game vs. DET (12/8) ... Earned two points (1g, 1a) vs. WPG (11/25) ... Registered two points (1g, 1a) vs. DAL (11/19) ... Scored a goal at PHI (11/12) ... Scored the game-tying goal with 0.8 seconds remaining and earned an assist vs. TOR (11/7) ... Registered two points (1g, 1a) at EDM (10/23) ... Scored two goals at CGY (10/20) ... Registered three points (1g, 2a), including the game-winning goal, in his season debut vs. CAR (10/17) ... Missed six games due to injury (10/10-10/15, 4/1-4/5) ... Ranked first on the team in assists (9) and third in points (11) during the postseason ... Recorded three points (1g, 2a) in Game 2 of the ECQF vs. PHI (4/16), marking his fifth career three-point playoff game ... Earned two assists in Game 3 of the ECQF at PHI (4/18) ... Scored the game-winning and series-clinching goal in Game 6 of the ECQF vs. PHI (4/24), marking his fourth career postseason game-winning goal ... Won 18 of 20 faceoffs (90.0%) in Game 2 of the ECSF vs. PIT (4/30), marking the highest faceoff win percentage in the NHL playoffs since 1987-88 (min. 20 faceoffs) ... Earned two assists in Game 6 of the ECSF at PIT (5/10), passing Mike Ridley (60) for third place on the franchise playoff points list and fourth place on the Capitals franchise assists list.

**2014-15:** Ranked first in the NHL in assists (60) and power-play assists (30), tied for third in power-play points (33), tied for fourth in primary assists (31) and sixth in points (78) ... Tallied his 60th assist of the season vs. NYR (4/11), marking the second consecutive season and the fourth time in his career he has registered 60 or more assists in a season ... Earned two assists vs. BOS (3/15), passing Alex Ovechkin and Michal Pivonka (418) for first place on the Capitals franchise assist list ... Tallied two assists vs. BUF (3/7) ... Earned two assists at CBJ (3/3) ... Tallied three points (2g, 1a) vs. WPG (2/19), passing



# 19 NICKLAS BACKSTROM



## vs. the NHL

	GP	G	A	P	PIM
ANA	14	6	11	17	2
ARI	13	2	7	9	14
BOS	34	7	29	36	14
BUF	37	8	20	28	14
CGY	15	7	13	20	4
CAR	53	14	42	56	32
CHI	12	5	8	13	2
COL	14	3	6	9	4
CBJ	29	7	17	24	16
DAL	14	3	11	14	10
DET	20	4	14	18	10
EDM	14	5	6	11	6
FLA	48	11	36	47	40
LA	14	3	6	9	6
MIN	14	2	16	18	4
MTL	34	9	21	30	18
NSH	17	4	13	17	10
NJ	42	9	26	35	14
NYI	40	11	28	39	22
NYR	43	9	28	37	22
OTT	37	10	21	31	18
PHI	42	17	34	51	22
PIT	42	7	40	47	28
SJ	14	2	8	10	10
STL	16	8	16	24	4
TB	47	11	45	56	34
TOR	36	7	30	37	24
VAN	14	0	8	8	10
VGK	2	1	0	1	0
WPG	44	17	30	47	4

## Playoffs vs. the NHL

	GP	G	A	P	PIM
BOS	6	1	3	4	16
CBJ	6	2	6	8	2
MTL	7	5	4	9	4
NYI	7	3	3	6	2
NYR	33	2	15	17	8
PHI	13	6	7	13	8
PIT	25	8	16	24	6
TB	8	1	3	4	4
TOR	6	2	4	6	2
VGK	5	1	6	7	2

## CAREER HIGHLIGHTS

### First NHL Game:

10/5/07 (WSH 3 at ATL 1)

### First NHL Goal:

11/8/07 (WSH 4 at OTT 1, Emery)

### First NHL Assist:

10/5/07 (WSH 3 at ATL 1)

### Most Goals in a Game:

3 (12/13/14, WSH 4 vs TB 2)

### Most Assists in a Game:

4 (11 times, last: 3/24/18, WSH 6 at MTL 4)

### Most Points in a Game:

5 (5 times, last: 11/16/16, WSH 7 vs PIT 1, 2G-3A)

### Most Shots in a Game:

7 (4 times, last: 3/6/17, WSH 2 at DAL 4)

### Most PIM in a Game:

10 (2 times, last: 2/22/18, WSH 2 at FLA 3)

### Most Ice Time in a Game:

26:25 (3/30/10, WSH 4 vs OTT 5 OT)

### Multiple-Point Games:

216 (last: 4/7/18, WSH 5 vs NJ 3 1G, 1A)

### Longest Goal Streak:

3 (4 times, last: 2/11/18–2/15/18, 3G)

### Longest Assist Streak:

9 (1/26/10–2/10/10, 14A)

### Longest Point Streak:

10 (2 times, last: 10/29/11–11/11/11, 3G-7A)

### Penalty Shots: None

Shootouts: 20/61

## PLAYOFF CAREER HIGHLIGHTS

### Most Goals in a Game:

3 (4/17/10, WSH 6 vs MTL 5 OT)

### Most Assists in a Game:

3 (3 times, last: 6/4/18, WSH 6 vs VGK 2)

### Most Points in a Game:

4 (4/17/10, WSH 6 vs MTL 5 OT, 3G-1A)

## CAREER STATISTICS

			Regular Season													Playoffs				
Year	Team	League	GP	G	A	Pts	PIM	+/-	PP	SH	GW	S	GP	G	A	Pts	PIM			
2004-05	Brynas	J20Selit	29	17	17	34	24	-	-	-	-	-	10	1	1	2	0			
	Brynas	SEL	19	0	0	0	2	-	-	-	-	-	-	-	-	-	-			
2005-06	Brynas	SEL	46	10	16	26	30	-	-	-	-	-	4	1	0	1	2			
	Brynas	J20Selit	-	-	-	-	-	-	-	-	-	-	1	0	0	0	2			
2006-07	Sweden	WJC	6	4	3	7	2	-	-	-	-	-	-	-	-	-	-			
	Sweden	WC	4	0	0	0	0	-	-	-	-	-	-	-	-	-	-			
	Brynas	SEL	45	12	28	40	46	-	-	-	-	-	7	3	3	6	6			
	Sweden	WJC	7	0	7	7	6	-	-	-	-	-	-	-	-	-	-			
2007-08	Sweden	WC	9	1	5	6	4	-	-	-	-	-	-	-	-	-	-			
	CAPITALS	NHL	82	14	55	69	24	13	3	0	4	153	7	4	2	6	2			
2008-09	Sweden	WC	9	3	4	7	4	-	-	-	-	-	-	-	-	-	-			
	CAPITALS	NHL	82	22	66	88	46	16	14	0	1	174	14	3	12	15	8			
2009-10	CAPITALS	NHL	82	33	68	101	50	37	11	0	4	222	7	5	4	9	4			
	Sweden	Olympics	4	1	5	6	0	-	-	-	-	-	-	-	-	-	-			
2010-11	CAPITALS	NHL	77	18	47	65	40	24	4	1	2	202	9	0	2	2	4			
2011-12	CAPITALS	NHL	42	14	30	44	24	-4	3	0	4	95	13	2	6	8	18			
2012-13	CAPITALS	NHL	48	8	40	48	20	8	3	0	1	82	7	1	2	3	0			
2013-14	CAPITALS	NHL	82	18	61	79	54	-20	6	1	1	196	-	-	-	-	-			
	Sweden	Olympics	5	0	4	4	0	3	0	0	0	7	-	-	-	-	-			
2014-15	CAPITALS	NHL	82	18	*60	78	40	5	3	0	3	153	14	3	5	8	2			
2015-16	CAPITALS	NHL	75	20	50	70	36	17	3	0	4	129	12	2	9	11	8			
2016-17	CAPITALS	NHL	82	23	63	86	38	17	8	0	5	162	13	6	7	13	2			
	Sweden	WCup	4	2	2	4	2	3	-	-	-	-	-	-	-	-	-			
2017-18	Sweden	WC	5	3	4	7	8	6	-	-	-	-	-	-	-	-	-			
	CAPITALS	NHL	81	21	50	71	46	5	7	0	4	165	20	5	18	23	6			
NHL/CAPITALS TOTALS			815	209	590	799	418	118	65	2	33	1,733	116	31	67	98	54			

\* League leader

NHL All-Star Game (2016) • NHL All-Rookie Team (2008) • NHL YoungStars Game (2008)



# 19 NICKLAS BACKSTROM

Bengt Gustafsson (555) and Dale Hunter (556) for fifth place on the Capitals franchise points list ... Tallied two assists at ANA (2/15) ... Earned two assists at SJ (2/11) ... Earned two points (1g, 1a) vs. LA (2/3), passing Mike Ridley (547) for seventh place on the Capitals franchise points list ... Earned two assists vs. STL (2/1) ... Recorded two assists vs. PIT (1/28), reaching the 50-point mark for the sixth time in his career ... Earned his 400th NHL/Capitals assist at CBJ (1/27) ... Scored a goal vs. EDM (1/20) ... Tallied two assists at NSH (1/16) ... Scored a goal at PHI (1/8) ... Earned two points (1g, 1a) at NYI, passing Mike Gartner (392) for third place on the Capitals franchise assist list ... Earned four points (2g, 2a) at NJ (12/20) ... Earned his first career hat trick (3g) vs. TB (12/13) ... Earned two assists at TB (12/9) ... Tallied an assist vs. VAN (12/2), extending his season-high point streak to six games (11/20-12/2: 1g, 8a) ... Scored his fourth career OT goal vs. CAR (11/8) ... Scored a goal and earned an assist vs. CGY (11/2) ... Tallied three assists in the first period vs. ARI (11/2), marking his 27th career three-assist game and the ninth time in his career he has tallied three or more assists in one period ... Earned his 500th NHL point with an assist at EDM (10/22) ... Played in his 500th NHL/Capitals game and scored the game-deciding goal in the shootout vs. FLA (10/18) ... Registered eight points (3g, 5a) in 14 playoff games ... Ranked tied for second on the team in playoff assists and faceoff win percentage (58.5%) and third in playoff points ... Recorded three points (1g, 2a) in Game 2 of the ECQF vs. NYI (4/17), marking his fourth career playoff game with three or more points, his sixth career multi-assist playoff game and his ninth multi-point playoff game ... Scored a goal in Game 3 of the ECQF at NYI (4/19) ... Earned two points (1g, 1a) in Game 4 of the ECQF at NYI (4/21) and scored the game-winning goal 11:09 into overtime, marking his franchise-leading third career playoff OT goal and second career postseason overtime goal against Jaroslav Halak (4/17/10 vs. MTL) ... Tallied an assist in Game 1 of the ECSF at NYR (4/30) ... Earned an assist in game 7 of the ECSF at NYR (5/13). **2013-14:** Finished the season ranked third in the NHL in assists (61) and first in power-play assists (38) and power-play points (44) ... Tallied 61 assists, marking the third time in his career he has registered 60 or more assists in a season and the eighth time in franchise history a Capitals player has recorded 60 or more assists in a season ... Ranked first among Washington skaters in assists and tied for first on the team in points ... Played in all 82 games with the Capitals, marking the fifth time in his career he has appeared in every game in a season ... Scored a goal and earned an assist vs. CHI (4/11) ... Scored two goals at STL (4/8) ... Earned his 60th assist of the season at NJ (4/4) ... Scored a goal and earned two assists at NSH (3/30) ... Earned an assist and won 13 of 14 faceoffs (92.9%) vs. VAN (3/14) ... Tallied two assists at PHI (3/5) ... Tallied three points (1g, 2a) at FLA (2/27) ... Registered four assists at CAR (12/20) ... Earned two assists and scored the game-deciding goal in the shootout vs. PHI (12/15) ... Scored a goal and earned an assist at FLA (12/13) ... Tied his career high with five points (1g, 4a) vs. TB (12/10) ... Recorded his 24th career three-assist game vs. STL (11/17) ... Earned an assist at NYR (5/13). **2013-14:** Finished the season ranked third in the NHL in assists (61) and first in power-play assists (38) and power-play points (44) ... Tallied 61 assists, marking the third time in his career he has registered 60 or more assists in a season and the eighth time in franchise history a Capitals player has recorded 60 or more assists in a season ... Ranked first among Washington skaters in assists and tied for first on the team in points ... Played in all 82 games with the Capitals, marking the fifth time in his career he has appeared in every game in a season ... Scored a goal and earned an assist vs. CHI (4/11) ... Scored two goals at STL (4/8) ... Earned his 60th assist of the season at NJ (4/4) ... Scored a goal and earned two assists at NSH (3/30) ... Earned an assist and won 13 of 14 faceoffs (92.9%) vs. VAN (3/14) ... Tallied two assists at PHI (3/5) ... Tallied three points (1g, 2a) at FLA (2/27) ... Registered four assists at CAR (12/20) ... Earned two assists and scored the game-deciding goal in the shootout vs. PHI (12/15) ... Scored a goal and earned an assist at FLA (12/13) ... Tied his career high with five points (1g, 4a) vs. TB (12/10) ... Recorded his 24th career three-assist game vs. STL (11/17) ... Earned an assist and scored the game-deciding goal in the shootout at DET (11/15) ... Recorded three assists vs. NYI (11/5) ... Scored two goals and earned an assist at PHI (11/1) ... Scored a goal and earned an assist at EDM (10/24) ... Earned three assists vs. EDM (10/14) ... Scored a goal and earned an assist vs. CGY (10/3) ... Earned two assists at CHI (10/1). **2012-13:** Finished first on WSH in assists; second on WSH in points ... Ranked third in the NHL in assists; T-13th in NHL in points ... Registered 1g-1a on 4/23 vs. WPG ... Scored a goal and an assist on 4/20 at MTL ... Tallied 2 assists on 4/9 at MTL ... Recorded 3a on 4/6 at FLA ... Tallied 4 assists on 4/2 at CAR ... Scored a goal in his 400th NHL

game on 3/31 at PHI ... Scored 1g-1a and SOG on 3/24 at NYR ... Collected a goal and an assist on 3/21 at WPG ... Recorded 2 assists on 3/17 vs. BUF ... Registered an assist on 3/14 at CAR ... Scored a goal on 3/9 at NYI ... Tallied an assist on 3/7 vs. FLA ... Recorded 3 assists on 3/5 vs. BOS ... Collected an assist on 3/2 at WPG ... Tallied a goal and an assist on 2/26 vs. CAR ... Recorded an assist on 2/23 vs. NJ ... Tallied an assist and won 11 of 16 face-offs on 2/21 vs. NJ ... Recorded an assist on 2/14 at TB ... Registered 2 assists on 2/12 at FLA ... Ranked T-4th on the team with three points during the postseason ... Led the team in faceoff winning percentage (54.5%) during the playoffs. **2011-12:** Finished 5th on the team in points (44) despite missing 40 games (1/7-3/29) due to injury ... Collected 16 multiple-point games ... Scored a goal and added an assist on 4/7 at NYR ... Tallied 3 assists on 1/3 vs. CGY ... 13th multi-point game on 12/20 vs. NSH (1g-1a) ... Collected a goal and an assist on 12/7 at OTT ... Recorded a goal and an assist on 11/21 vs. PHX ... Was named NHL's Third Star of the week for week ending Nov. 6 ... Recorded his 8th multi-point game of the season (4th in a row) with 2 assists on 11/5 at NYI ... Had a goal and an assist on 11/4 at CAR ... Scored the GTG and the GWG on 11/1 vs. ANA ... Recorded his 5th multiple-point game of the season with 2 assists on 10/29 at VAN ... Collected a goal and an assist on 10/22 vs. DET ... Registered his 3rd multiple-point game of the season with 2 assists on 10/20 at PHI ... Ranked 2nd on WSH in playoff scoring and 1st in assists and penalty minutes ... Led all WSH forwards in ice time per game (21:31) and all Capitals in takeaways during the postseason (19) ... Scored the GWG in double overtime of Game 2 of the ECQF on 4/14 at BOS ... Had two, two-assist games during the playoffs. **2010-11:** Collected 19 multiple-point games ... Second on the team in points (65) and assists (47) and fourth in goals (18) ... One of just six active players to record at least 40 assists in each of his first four NHL seasons ... Led the team and ranked sixth in the league in takeaways (73) ... Had his 313 consecutive-games streak snapped on 3/9 vs. EDM; was the third-longest streak in franchise history ... Registered 10 points (2g-8a) in six games against TB ... Tied for first on the team in plus/minus at +24 ... Recorded his 300th career point (an assist) on 1/18 at PHI ... Had four games where he scored two goals ... Recorded 14 of his 18 goals and 33 of his 65 points on the road ... Had a five-game point streak (1g-6a) from 1/14-24 ... Recorded three four-point games 10/30 at CGY (1g-3a), 11/11 vs. TB (4a) and 2/4 at TB (2g-2a) ... Had a single-game career high seven shots on goal on 3/26 at MTL ... Finished the playoffs second among forwards in ice time per game (23:18) ... Led the team with six postseason takeaways. **2009-10:** The only Capitals player to compete in every game ... Second on the team in scoring and set career highs in points (101), goals (33) and assists (68) ... Third in the NHL with 68 assists and fourth with 101 points ... Became the fourth Capital to reach the 100-point milestone in a season, joining Alex Ovechkin (four times), Mike Gartner and Dennis Maruk (one each) ... He and Ovechkin became the first Capitals teammates to record 100-plus points in the same season ... First Washington center in 20 years to record 30 goals (Mike Ridley, 1989-90) ... Second Capital ever with 30 goals and 60 assists in the same season (Dennis Maruk had 60g-70a in 1981-82) ... Led the NHL with 48 points (15g-33a) on the road ... His 68 assists place him third in team history for a single season ... Ranked fourth in the NHL with 26 power-play assists and tied for third with 37 power-play points ... Led the team with 12 game-winning assists ... Third on the team with 11 PPG and fourth on the team and in the NHL with a +37 rating ... Assisted on Ovechkin's 50th goal to earn his 100th point 4/9 vs. ATL ... The two became the eighth teammates all-time to hit 50 goals and 100 points in the same game, the first since Craig Simpson and Mark Messier in 1988 ... Named NHL First Star of the Week for the week ending 12/6 after recording nine points (4g-5a) ... Was named NHL Third Star of the Week once in January, February and April ... Ranked second on the team with nine points (5g-4a) in seven playoff games ... Had his first hat trick as a professional and added an assist in Game 2 of the ECQF vs. MTL (4/17) ... He and MTL's Andrei Kostitsyn became the fifth pair of playoff opponents to both record hat tricks in the same game ... Had a three-point night (1g-2a) and was +4 in Game 4 at MTL (4/21). **2008-09:** Paced NHL sophomores and tied for ninth in the NHL with 88 points ... Second on the team in scoring and registered career highs in points (88), goals (22) and assists (66) ... His 88 points were the most by a Capital other than Alex Ovechkin in 20 years (Mike Ridley had 91 in 1988-89) ... Tied for third in the NHL with 66 assists ... His 66 assists ranked third in team history for a single season ... Tied for fourth in the NHL with 28 power-play assists and tied for second with 24 divisional assists (Ovechkin was first with 26) ... Third on the team with 14 PPGs and a +16 rating ... Led the team and fifth in the league with 77 takeaways

# 19 NICKLAS BACKSTROM

... Third on the team with 21 multiple-point games and first with 15 multiple-assist games ... Named to the NHL YoungStars Game but did not participate ... Recorded a single-game career high five points (1g-4a) at NJ (11/15), with a hand in every Caps goal ... Named the NHL's First Star of the Week for the week ending 11/16 (2g-9a, +10) ... His 12 assists in 14 playoff games led the Caps, while his 15 points ranked second on the team behind Ovechkin ... Led the NHL with seven assists in the first round of the playoffs ... Finished with the second-best assist total in Caps playoff history, one shy of Andrei Nikolishin's single-season record (13, 1998) ... Had a point in all seven Capitals wins in the playoffs ... Tallied eight points (3g-5a) vs. PIT in the ECSCF ... Scored goals in Games 3, 4 and 5 vs. PIT (3g-1a; 5/6—5/9). **2007-08:** Runner-up for the Calder Trophy as the NHL's rookie of the year ... Named to the NHL All-Rookie Team and played in the NHL YoungStars Game ... One of four Capitals to play in every game ... Paced NHL rookies in assists (55) and finished second in points (69); finished 11th in the NHL in assists ... His 55 assists set a Capitals rookie record; he is the second most prolific rookie scorer in Capitals history ... Tied for third among rookies with a +13 rating and had the highest rating among the top 15 rookie scorers ... Led the Capitals and all NHL rookies with 72 takeaways; tied for sixth in the league ... The only rookie with at least 45 points to have a plus-rating in both home and road games ... Tied for first among rookies in power-play assists (22) and ranked third in rookie power-play points (25) ... Tied for second among rookies with four GWGs (11/8 at OTT; 11/23 at PHI; 3/5 at BUF and 3/25 at ATL) ... Notched his first NHL point, an assist, in his first game, 10/5 at ATL ... Scored his first NHL goal 11/8 at OTT ... Posted his first multiple-point game (1g-2a) on his 20th birthday and Bruce Boudreau's NHL coaching debut, 11/23 at PHI ... Became the first rookie in NHL history to post back-to-back four-assist games (1/19 vs. FLA and 1/21 at PIT); had his third four-point game (1g-3a) vs. TOR (3/3) ... Shared the team lead in playoff goals (4) and was tied for second in the NHL in first-round goals ... Led all NHL rookies in first-round goals and shared the lead among rookies in points ... Ranked tied for fourth on the team with six points in seven playoff games ... Finished a team-best +3 in the playoffs ... Had an assist in his first career playoff game, 4/11 vs. PHI ... Scored goals in four straight games to close out the ECQF series vs. PHI, notching the Capitals' first goal in each of those games.

## European Career

**2012-13:** Appeared in 19 games for the Moscow Dynamo of the KHL during the work stoppage ... Scored 10 goals and earned 15 assists. **2005-06:** Named Rookie of the Year in the Swedish Elite League, a league all-star and the best forward for Brynas.

## International Career

Has represented Sweden in eight major international events, participating in four World Championships (2007, 2008, 2012, 2017), two World Junior Championships (2006, 2007), two Winter Olympic Games (2010, 2014) and the World Cup of Hockey (2016). **2014:** Captured a silver medal with Sweden, registering four assists in five games ... Ranked first among Swedish skaters in assists and tied for third among Olympic skaters in assists. **2006:** Posted seven points (4g-3a) in six games in the World Junior Championship, leading the Swedes in goals and ranking second in points ... Named Sweden's best forward in the tournament ... Finished tied for fifth in the tournament in points and tied for third in goals ... Made his debut at the World Championship, playing in four games and helping Sweden win the gold medal.

## NHL Transactions

Selected by Washington in the first round, fourth overall, in the 2006 NHL Draft.


## Twitter

@Backstrom19

## 2017-18 Analytic

Backstrom recorded 27 primary assists in the 2017-18 season, the sixth time in his career. Since the 2007-08 season, Backstrom is one of six players with at least six 25-primary assist seasons.





# MADISON BOWEY

# 22

Defense • Height: 6'2" • Weight: 197 • Shoots: Right

Born: April 22, 1995 (Winnipeg, Manitoba)

Drafted: Capitals' second-round choice, 53rd overall, in the 2013 NHL Draft

## 2017-18

Skated in 51 games for Washington ... His 12 assists ranked tied for ninth among rookie defensemen ... Registered an assist in two-straight games (1/25-1/31) ... Earned an assist in two-straight games (1/7-1/9) ... Registered an assist vs. BOS (12/28) ... Recorded two assists vs. COL (12/12) ... Recorded an assist vs. NYI (11/2) ... Earned an assist vs. EDM (11/2) ... Registered two assists at EDM (10/28), marking his first multi-point game ... Recorded his first NHL assist and point at VAN (10/26) ... Made his NHL debut with Washington at PHI (10/14) ... Registered eight points (2g, 6a) in nine games with Hershey ... Recorded three multi-point games, including a two-goal game at Hartford (3/24).

## Career

**2016-17:** Recorded 14 points (3g, 11a) in 43 games for Hershey... Ranked sixth among Hershey defenders in points... Recorded two assists in Game 2 of the first round of the Calder Cup Playoffs against Lehigh Valley (4/22)... Scored an overtime game-winning goal in Game 5 of the second round of the second round of the Calder Cup playoffs to beat Providence (5/14). **2015-16:** Led Hershey in plus/minus (+22) ... Led Bears defensemen in points (29) and assists (25) ... Was named Hershey's Defenseman of the Year and won the John Travers/Steve Summers Award for the highest plus/minus on the team ... Recorded seven multi-point games ... Registered a career-high three assists against Binghamton (1/2) ... Earned his first career AHL playoff point with an assist in Game 3 of the Atlantic Division Semifinals against Portland.

## Junior Career

**2014-15:** Earned 60 points (17g, 43a) in 58 games with the Kelowna Rockets (WHL) ... Finished the season ranked third among WHL defensemen in goals, fifth in points and tied for fifth in assists ... Captained the Kelowna Rockets to the WHL championship last season and led the Rockets to the Memorial Cup final ... Was named to the 2015 Memorial Cup All-Star Team and ranked tied for first at the tournament in assists (5) and tied for second in points (6) ... Led all defensemen at the Memorial Cup in points and assists ... Captured a gold medal with Canada at the 2015 IIHF World Junior Championship ... Earned four points (1g, 3a) in seven games at the tournament and ranked tied for second among defensemen in points and tied for seventh among all skaters in plus/minus (+8). **2013-14:** Registered a career-high 60 points (21g, 39a) in 72 games with the Kelowna Rockets (WHL) ... Named the Rockets' captain on Nov. 1, 2013, and helped lead the team to the best record in the WHL (57-11-0-4, 118 points) ... Finished the regular season ranked tied for eighth in the WHL in plus/minus (+44), fourth among WHL defensemen in goals and tied for eighth among defensemen in points ... Signed a three-year, entry-level contract with Washington on 4/2. **2012-13:** Tallied 12 goals and 18 assists in 69 games with Kelowna ... Set a career high in penalty minutes. **2011-12:** Played his first full season in the WHL, scoring 21 points (8 goals, 13 assists) ... Skated for Canada Western in the 2012 U17 World Hockey Challenge. **2010-11:** In 41 games with the Winnipeg Wild, scored 16 goals and 22 assists.

## NHL Transactions

Selected by Washington in the second round, 53rd overall, in the 2013 NHL Draft.


## Twitter

@m\_bows4

## 2017-18 Analytic

Bowey started 45.4 percent of his shifts in the Capitals' defensive zone, which was the fourth-highest percentage among rookie defensemen in the NHL with 50 games played.

# 22 MADISON BOWEY



## vs. the NHL

	GP	G	A	Pts	PIM
ANA	1	0	0	0	0
ARI	1	0	0	0	0
BOS	3	0	1	1	0
BUF	1	0	0	0	0
CGY	2	0	0	0	2
CAR	3	0	0	0	0
CHI	2	0	0	0	2
COL	2	0	2	2	2
CBJ	3	0	0	0	0
DAL	1	0	0	0	0
DET	2	0	0	0	2
EDM	2	0	3	3	0
FLA	2	0	1	1	4
LA	1	0	0	0	0
MIN	1	0	0	0	2
MTL	1	0	0	0	0
NSH	1	0	0	0	0
NJ	1	0	0	0	0
NYI	2	0	1	1	0
NYR	2	0	0	0	2
OTT	1	0	0	0	0
PHI	3	0	1	1	0
PIT	2	0	0	0	4
SJ	1	0	0	0	2
STL	1	0	1	1	0
TB	2	0	0	0	0
TOR	2	0	0	0	0
VAN	2	0	2	2	0
VGK	2	0	0	0	0
WPG	1	0	0	0	2

## CAREER HIGHLIGHTS

### First NHL Game:

10/14/17 (WSH 2 at PHI 8)

### First NHL Goal:

None

### First NHL Assist:

10/26/17 (WSH 2 at VAN 6)

### Most Goals in a Game:

None

### Most Assists in a Game:

2 (2 times, last: 12/12/17, WSH 5 vs COL 2)

### Most Points in a Game:

2 (2 times, last: 12/12/17, WSH 5 vs COL 2)

### Most Shots in a Game:

4 (11/16/17, WSH 2 at COL 6)

### Most PIM in a Game:

2 (12 times, last: 2/13/18, WSH 3 at WPG 4 OT)

### Most Ice Time in a Game:

17:17 (11/14/17, WSH 3 at NSH 6)

### Multiple-Point Games:

2 (last: 12/12/17, WSH 5 vs COL 2)

### Longest Goal Streak:

None

### Longest Assist Streak:

2 (3 times, last: 1/25/18-1/31/18, 2A)

### Longest Point Streak:

2 (3 times, last: 1/25/18-1/31/18, 2A)

### Penalty Shots:

None

### Shootouts:

None

## CAREER STATISTICS

## Regular Season

## Playoffs

Year	Team	League	GP	G	A	Pts	PIM	+/-	PP	SH	GW	S	GP	G	A	Pts	PIM
2010-11	Kelowna	WHL	3	0	1	1	4	2	-	-	-	-	1	0	0	0	0
2011-12	Kelowna	WHL	57	8	13	21	39	3	-	-	-	-	4	1	0	1	4
	Canada Western	WHC-17	5	1	0	1	6	-	-	-	-	-	-	-	-	-	-
2012-13	Kelowna	WHL	69	12	18	30	75	41	-	-	-	-	11	0	4	4	14
	Canada U18	WJC-18	7	2	2	4	6	3	-	-	-	-	-	-	-	-	-
2013-14	Kelowna	WHL	72	21	39	60	93	44	-	-	-	-	14	5	9	14	14
2014-15	Kelowna	WHL	58	17	43	60	66	38	-	-	-	-	19	7	12	19	24
	Canada	WJC	7	1	3	4	8	2	-	-	-	-	-	-	-	-	-
2015-16	Hershey	AHL	70	4	25	29	58	22	1	0	0	94	21	0	6	6	35
2016-17	Hershey	AHL	34	3	11	14	28	6	0	0	0	69	10	2	2	4	6
2017-18	<b>CAPITALS</b>	<b>NHL</b>	<b>51</b>	<b>0</b>	<b>12</b>	<b>12</b>	<b>24</b>	<b>12</b>	<b>0</b>	<b>0</b>	<b>0</b>	<b>47</b>	-	-	-	-	-
	Hershey	AHL	9	2	6	8	6	-1	0	0	1	22	-	-	-	-	-
<b>NHL/CAPITALS TOTALS</b>			<b>51</b>	<b>0</b>	<b>12</b>	<b>12</b>	<b>24</b>	<b>12</b>	<b>0</b>	<b>0</b>	<b>0</b>	<b>47</b>	-	-	-	-	-

WHL Second All-Star Team (2014) • World Junior Championship U20 Gold Medal (2015) • NHL First All-Star Team (2015)

• CHL Memorial Cup All-Star Team (2015)



# TRAVIS BOYD

BOID

# 72

Center • Height: 5'11" • Weight: 181 • Shoots: Left  
Born: September 14, 1993 (Hopkins, Minn.)

Drafted: Capitals' sixth-round choice, 177th overall, in the 2011 NHL Draft

## 2017-18

Skated in eight games for Washington ... Made his postseason debut in Game 6 of the ECSF at PIT (5/7) ... Recorded his first NHL assist and point at PHI (3/18) ... Made his NHL debut vs. SJ (12/4) ... Recorded 47 points (15g, 32a) in 61 games with Hershey ... Ranked second on the team in assists and points ... Led Hershey in power play assists (19) and ranked tied for second in power play goals (7) ... Scored four goals at Laval (2/16) ... Recorded three points (1g, 2a) vs. Charlotte (2/3) ... Tallied three assists vs. Lehigh Valley (11/11) ... Registered three-straight multi-point games (10/28-11/3).

## Career

**2016-17:** Played 76 games for Hershey and set AHL career highs in points (63), assists (47) and plus/minus (+19)...Was named to the AHL second All-Star team...Led Hershey in points and assists...Finished sixth on the team in goals (16)...Tallied four game winning goals...Notched his first career three-assist game against Binghamton (10/29)...Recorded back-to-back three assist games against Hartford (3/17-18)...Scored three points (1g, 2a) against Providence (5/7) including an overtime game-winning goal in Game 2 of the second round of the Calder Cup Playoffs. **2015-16:** Ranked second on the team in assists (32), tied for second in power-play goals (7) and third in goals (21) and points (53) ... Won Hershey's Kenny Smith Memorial Award for most player of the game nominations ... Recorded a six-game point streak (5g, 4a) from Jan. 29-Feb. 10 ... Registered eight multi-point games ... Earned his first AHL hat trick, including two power-play goals, against Lehigh Valley (2/6) ... Scored the game-winning goal in overtime in Game 7 of the Atlantic Division Finals against Wilkes-Barre/Scranton (5/15) ... Ranked tied for fourth on the team in assists during the playoffs. **2014-15:** Made his AHL debut at Lehigh Valley (4/14) ... Earned two points (1g, 1a) in his second career AHL game vs. Lehigh Valley (4/18).

## College Career

**2014-15:** Set a career high point total with 41 (19g, 22a) during his senior season ... Tied for team second best point total with Kyle Rau, second in scoring and second in assists ... Scored two goals, including a short handed goal, in a 5-2 victory over Bemidji State ... Added a pair of goals in a 5-7 loss at Michigan for his second career multi-goal game ... Netted two goals and an assist in a 5-2 win over Wisconsin, his two goals and three point night matched career highs ...The second goal of the night marked his 9th matching his career high ... For his efforts against Wisconsin, he was awarded the Big Ten's Third Star of the Week ... Tallied his first career hat trick and added an assist during a 6-2 win over Ohio State en route to a series sweep ... Tallied 3 points, two goals and an assist, in a 3-4 overtime loss at Penn State ... Tacked on 3 points during a 5-3 victory over Michigan State including a goal and two assists ... Scored two goals in the Big Ten Championship, a 4-2 victory over Michigan. **2013-14:** Appeared in 41 games during his junior season with the Minnesota Golden Gophers (NCAA), setting career highs in goals (9), assists (23) and points (32) ... Ranked third on the team in assists, tied for fourth in points and tied for

seventh in goals. **2012-13:** Recorded career highs in goals and assists (3G-11A) during his sophomore season at the University of Minnesota ... Named an All-WCHA Academic honoree for his academic performance. **2011-12:** Made his collegiate debut for Minnesota on 10/7 and recorded an assist ... Scored his first NCAA goal and added an assist vs. North Dakota in the NCAA tournament to help Minnesota reach the Frozen Four. **2010-11:** Won the gold medal with the United States at the U-18 World Junior Championship ... Registered an assist in the gold medal game against Sweden ... Ranked fourth on the USDP with 38 points and 25 assists; sixth in goals (13).

## International Career

**2009-10:** Skated in all six games for Team USA at the World U-17 Hockey Challenge ... Won the gold medal and registered one goal and two assists and was named Team USA Player of the Game vs. Sweden in the semifinal.

## NHL Transactions

Selected by Washington in the sixth round, 177th overall, in the 2011 NHL Draft.

## Twitter


@Tboyd93

## 2017-18 Analytic

Boyd finished with 30 primary points with the Hershey Bears last season, which tied for the third most on the team.



# 72 TRAVIS BOYD



## vs. the NHL

	GP	G	A	P	PIM
CHI	1	0	0	0	0
DAL	1	0	0	0	0
DET	1	0	0	0	2
NSH	1	0	0	0	0
NYI	1	0	0	0	0
PHI	0	0	1	1	0
SJ	2	0	0	0	0

## Playoffs vs. the NHL

	GP	G	A	P	PIM
PIT	1	0	0	0	0

## CAREER HIGHLIGHTS

**First NHL Game:**  
12/4/17 (WSH 4 vs SJ 1)

**First NHL Goal:**  
None

**First NHL Assist:**  
3/18/18 (WSH 3 at PHI 6)

**Most Goals in a Game:**  
None

**Most Assists in a Game:**  
1 (3/18/18, WSH 3 at PHI 6)

**Most Points in a Game:**  
1 (3/18/18, WSH 3 at PHI 6)

**Most Shots in a Game:**  
1 (2 times, last: 3/16/18, WSH 6 vs. NYI 3)

**Most PIM in a Game:**  
2 (3/22/18, WSH 1 at DET 0)

**Most Ice Time in a Game:**  
11:35 (3/18/18, WSH 3 at PHI 6)

**Multiple-Point Games:**  
None

**Longest Goal Streak:**  
None

**Longest Assist Streak:**  
None

**Longest Point Streak:**  
None

**Penalty Shots:** None

**Shootouts:** None

## PLAYOFF CAREER HIGHLIGHTS

**Most Goals in a Game:**  
None

**Most Assists in a Game:**  
None

**Most Points in a Game:**  
None

## CAREER STATISTICS

			Regular Season													Playoffs				
Year	Team	League	GP	G	A	Pts	PIM	+/-	PP	SH	GW	S	GP	G	A	Pts	PIM			
2009-10	USNTDP	USHL	1	0	0	0	0	-	-	-	-	-	-	-	-	-	-	-	-	-
	U.S. National U17	USDP	52	10	14	24	22	-	-	-	-	-	-	-	-	-	-	-	-	-
	USA U17	WHC-17	6	1	2	3	0	-	-	-	-	-	-	-	-	-	-	-	-	-
2010-11	USNTDP	USHL	60	13	25	38	16	-	-	-	-	-	-	-	-	-	-	-	-	-
	USA U18	WJC-18	6	2	4	6	2	-	-	-	-	-	-	-	-	-	-	-	-	-
2011-12	Minnesota	NCAA	35	1	8	9	4	2	-	-	-	-	-	-	-	-	-	-	-	-
2012-13	Minnesota	NCAA	40	3	11	14	8	2	-	-	-	-	-	-	-	-	-	-	-	-
2013-14	Minnesota	NCAA	41	9	23	32	18	-	-	-	-	-	-	-	-	-	-	-	-	-
2014-15	Minnesota	NCAA	32	19	22	41	10	9	-	-	-	-	-	-	-	-	-	-	-	-
	Hershey	AHL	2	1	1	2	0	-1	1	0	0	5	-	-	-	-	-	-	-	-
2015-16	Hershey	AHL	76	21	32	53	24	6	7	0	2	116	21	2	7	9	4			
2016-17	Hershey	AHL	76	16	47	63	16	19	6	0	4	113	12	1	7	8	2			
2017-18	CAPITALS	NHL	8	0	1	1	2	2	0	0	0	2	1	0	0	0	0			
	Hershey	AHL	61	15	32	47	12	-24	7	0	1	147	-	-	-	-	-			
NHL/CAPITALS TOTALS			8	0	1	1	2	2	0	0	0	2	1	0	0	0	0			

WCHA All-Academic Team • B1G Second All-Star Team • AHL All-Star Game (2017) • AHL Second All-Star Team (2017)



# ANDRE BURAKOVSKY

*buhr-a-KAWV-skee*

# 65

Center • Height: 6'3" • Weight: 205 • Shoots: Left

Born: February 9, 1995 (Klagenfurt, Austria)

Drafted: Capitals' first-round choice, 23rd overall, in the 2013 NHL Draft

## 2017-18

Ranked third on the team in game-winning goals (5), setting a new career high ... Scored the game-winning goal at STL (4/2) ... Scored a goal vs. NYR (3/28) ... Earned two assists at MTL (3/24) ... Registered two points (1g, 1a) at NYI (3/15) ... Recorded two points (1g, 1a) at FLA (2/22) ... Earned two points (1g, 1a) at MIN (2/15) ... Scored a goal vs. PHI (1/31) ... Tallied an assist at FLA (1/25) ... Registered three points (2g, 1a) at DAL (12/19), including the game-winning goal in OT ... Recorded 100th career point vs. COL (12/12) ... Missed 19 games due to injury (10/26-12/6) ... Registered two points (1g, 1a) at DET (10/20) ... Earned an assist vs. MTL (10/7) ... Recorded six points (2g, 4a) in 13 playoff games ... Scored two goals in Game 7 of the ECF at TB (5/23) ... Registered two assists in Game 2 of the SCF at VGK (5/30), including an assist on the game-winning goal.

## Career

**2016-17:** Recorded career highs in assists (23) and plus/minus (+13) ... Earned an assist at TOR (4/4) ... Registered two points (1g, 1a) at CBJ (4/2) ... Earned an assist at COL (3/29) ... Tallied an assist vs. CGY (3/21) ... Earned an assist at TB (3/18) ... Missed 15 games due to injury (2/11-3/16) ... Tallied an assist vs. CAR (2/7) ... Scored a goal at MTL (2/4) ... Earned two points (1g, 1a) at NJ (1/26) ... Tallied three assists vs. CAR (1/23) ... Scored a goal at DAL (1/21) ... Earned two points at STL (1/19) ... Recorded two points (1g, 1a) at PIT (1/16) ... Scored a goal vs. PHI (1/15) ... Tallied an assist vs. CHI (1/13) ... Scored a goal vs. CBJ (1/5) ... Earned an assist at NJ (12/31) ... Scored a goal at NYI (12/27) ... Registered two points (1g, 1a) at PHI (12/21) ... Tallied an assist vs. BUF (11/25) ... Registered two assists vs. STL (11/23) ... Earned an assist vs. PIT (11/16) ... Tallied an assist vs. FLA (11/5) ... Earned an assist vs. WPG (11/3) ... Tallied an assist at VAN (10/29) ... Earned an assist at EDM (10/26) ... Scored two goals at PIT (10/13) ... Set career highs in games played (13), goals (three), assists (three) and plus/minus (+5) in playoffs. **2015-16:** Set career highs in games played (79), goals (17), assists (21) and points (38) ... Earned two points (1g, 1a) vs. PIT (4/7) ... Scored a goal at PIT (3/20) ... Scored a goal vs. NSH (3/18) ... Tallied an assist at SJ (3/12) ... Scored a goal at ANA (3/7) ... Earned an assist at BOS (3/5) ... Tallied an assist vs. PIT (3/1) ... Earned an assist vs. MIN (2/27) ... Scored a goal vs. MTL (2/24) ... Earned an assist vs. ARI (2/22) ... Registered two points (1g, 1a) vs. LA (2/16) ... Scored a goal at DAL (2/13) ... Tallied an assist at NSH (2/9), extending his point streak to eight games (1/17-2/9: 5g, 4a) ... Burakovsky's eight-game point streak marked the longest Washington point streak since Nicklas Backstrom recorded a nine-game point streak during the 2012-13 season (3/30/13-4/13/13: 1g, 14a) ... Earned an assist vs. PHI (2/7) ... Played in his 100th NHL/Capitals game and scored a goal at NJ (2/6), extending his goal streak to five games ... Burakovsky's five-game goal streak tied the Capitals longest goal streak this season (Alex Ovechkin: 10/10-10/22) ... One of 11 players in the NHL this season to score a goal in five or more consecutive games ... Became the eighth player in franchise history to reach 100 games before his 21st birthday (Bob Carpenter, Scott Stevens, Kevin Hatcher, Gaetan Duchesne, Tom Wilson, Mike Marson, Nicklas Backstrom) ... Scored a goal vs. NYI (2/4) ... Scored a goal and registered a career-high 10 shots vs. FLA (2/2) ... Scored two goals vs. PHI (2/1) ... Scored a goal at CBJ (1/19) ... Earned two assists vs. NYR (1/17) ... Tallied two assists vs. VAN (1/14) ... Earned two assist vs. OTT (1/10) ... Scored a goal at BOS (1/5) ... Scored a goal vs. BUF (12/30) ... Tallied an assist at CAR (12/21) ... Earned an assist at WPG (12/7) ... Earned an assist vs. CGY (11/13) ... Registered two points (1g, 1a) at EDM (10/23) ... Tallied an assist at VAN (10/22) ... Scored a goal at CGY (10/20) ... Earned his first point of the season with an assist vs. CHI (10/15) ... Scored a goal in Game 1 of the ECSF vs. PIT (4/28). **2014-15:** Earned an assist vs. DAL (3/13) ... Scored two goals at ANA (2/15), marking his first career multi-goal game ... Scored a goal at CBJ (1/27) ... Earned two assists vs. EDM (1/20) ... Scored a goal at DAL (1/17) ... Earned an assist vs. DET (1/10) ... Scored the game-winning goal vs. FLA (1/4) ... Scored a goal vs. NYI (11/28) ... Earned two assists vs. CBJ (11/11) ... Scored a goal and earned

an assist at CHI (11/7) ... Earned an assist vs. DET (10/29) ... Tallied an assist at VAN (10/26) ... Earned an assist at EDM (10/22) ... Scored a power-play goal vs. NJ (10/16) ... Earned an assist, extending his point streak to three games vs. SJ (10/14) ... Earned two assists at BOS (10/11) ... Scored his first NHL goal in his NHL debut vs. MTL (10/9) 6:43 in to the first period, marking the second-fastest first-career goal in franchise history ... Jim Hryciuk (5:06) scored the quickest first-career goal in Capitals franchise history on Oct. 9, 1974 – Washington's first game in franchise history ... In addition, Burakovsky became the 13th player in Capitals history to score his first NHL goal in his first NHL game and just the fourth Capitals player in the past 32 years to score in his NHL debut, following Steve Poapst (Apr. 10, 1996), Alex Ovechkin (Oct. 5, 2005) and Jakub Klepis (Nov. 4, 2005) ... Burakovsky is also one of just seven players in Capitals franchise history to score a goal in his NHL debut and season opener ... Registered three points (2g, 1a) in 11 playoff games ... Earned his first career playoff point with an assist in Game 3 of the ECSF vs. NYR (5/4) ... Scored two goals, including the game-winning goal, in Game 4 of the ECSF vs. NYR (5/6) ... Became only the second rookie in the last 75 years to record a multi-goal playoff game while scoring every one of his team's goals, joining Gilbert Dionne, who scored each of Montreal's goals in the Canadiens' 2-0 victory against the Hartford Whalers on April 19, 1992 ... Burakovsky is the fourth rookie in Capitals playoff history to score his first two playoff goals in the same game and the second to do so this year, joining Evgeny Kuznetsov (4/23/15 vs. NYI: 2g, 1a). In addition, Burakovsky is the fifth rookie in franchise history to score two goals in a playoff game, joining Kuznetsov (4/23/15 vs. NYI: 2g, 1a), Marcus Johansson (4/20/11 at NYR: 2g), Richard Zednik (5/28/98 at BUF: 2g, 1a) and Sergei Gonchar (5/6/95 at PIT: 2g, 1a).

## Junior Career

**2013-14:** Registered 87 points (41g, 46a) in 57 games with the Erie Otters (OHL) in 2013-14 ... Named the OHL Player of the Month for March after tallying 24 points (12 goals, 10 assists) in 12 games during the month and recorded a league-high plus-22 rating ... Finished March on a seven-game point streak that included five multi-point games ... Tied his career-high with five points (two goals, three assists) on March 15 against the Sarnia Sting ... Led Erie to the best regular-season record in franchise history (52-14-2-0, 106 points) ... Finished the season ranked ninth in the OHL in goals (41), tied for sixth in power-play goals (15), third in game-winning goals (10) and tied for eighth in plus/minus (+46) ... Signed a three-year, entry-level contract with the Capitals on Sept. 4, 2013. **2012-13:** Played in 43 games for Malmo and recorded four goals and seven assists. **2011-12:** Made his professional debut with Malmo

## International Career

**2016:** Scored one goal with Sweden in three games during World Championship. **2014:** Won a silver medal with Sweden at the 2014 IIHF World Junior Championship ... Registered seven points (3g, 4a) in seven games at the tournament. **2013:** Represented Sweden in the 2013 U18 World Junior Championship. **2012:** Represented Sweden in the U17 World Hockey Challenge and U18 World Junior Championship.

## NHL Transactions

Selected by Washington in the first round, 23rd overall, in the 2013 NHL Draft.


## Twitter

@andreburakovsky

## 2017-18 Analytic

Burakovsky has led the Capitals in even-strength shot attempt percentage for each of the last two seasons, including a 52.32 shot attempt percentage in 2017-18

# 65 ANDRE BURAKOVSKY



## vs. the NHL

	GP	G	A	P	PIM
ANA	5	3	0	3	6
ARI	7	0	1	1	0
BOS	10	1	3	4	2
BUF	9	2	1	3	4
CGY	6	1	2	3	0
CAR	11	0	5	5	0
CHI	6	1	3	4	0
COL	6	0	2	2	0
CBJ	13	4	3	7	0
DAL	7	5	2	7	0
DET	11	1	3	4	2
EDM	4	1	5	6	0
FLA	10	3	3	6	0
LA	5	1	1	2	4
MIN	5	1	2	3	0
MTL	9	3	3	6	4
NSH	4	1	1	2	0
NJ	11	4	2	6	19
NYI	14	4	1	5	4
NYR	13	1	2	3	0
OTT	9	0	2	2	0
PHI	12	5	2	7	4
PIT	15	5	5	10	0
SJ	6	0	2	2	0
STL	7	2	3	5	2
TB	10	0	2	2	4
TOR	11	0	1	1	4
VAN	7	0	5	5	4
VGK	2	0	1	1	0
WPG	7	1	2	3	0

## Playoffs vs. the NHL

	GP	G	A	P	PIM
CBJ	2	0	0	0	2
NYI	4	0	0	0	0
NYR	7	2	1	3	0
PHI	6	0	0	0	4
PIT	13	4	1	5	4
TB	6	2	0	2	0
TOR	6	0	2	2	0
VGK	5	0	4	4	2

## CAREER HIGHLIGHTS

### First NHL Game:

10/9/14 (WSH 1 vs MTL 2 SO)

### First NHL Goal:

10/9/14 (WSH 1 vs MTL 2 SO, Tokarski)

### First NHL Assist:

10/11/14 (WSH 4 at BOS 0)

### Most Goals in a Game:

2 (4 times, last: 12/19/17, WSH 4 at DAL 3 OT)

### Most Assists in a Game:

3 (1/23/17, WSH 6 vs CAR 1)

### Most Points in a Game:

3 (2 times, last: 12/19/17, WSH 4 at DAL 3 OT 2G, 1A)

### Most Shots in a Game:

10 (2/2/16, WSH 2 vs FLA 5)

### Most PIM in a Game:

17 (10/13/17, WSH 5 at NJ 2)

### Most Ice Time in a Game:

19:00 (10/11/17, WSH 2 vs PIT 3)

### Multiple-Point Games:

26 (last: 3/24/18, WSH 6 at MTL, 2A)

### Longest Goal Streak:

5 (1/19/16-2/6/16, 6G)

### Longest Assist Streak:

2 (12 times, last: 10/7/17-10/9/17, 2A)

### Longest Point Streak:

8 (1/17/16-2/9/16, 6G, 4A)

### Penalty Shots: None

### Shootouts: 0/1

## PLAYOFF CAREER HIGHLIGHTS

### Most Goals in a Game:

2 (3 times, last: 5/23/18, WSH 4 at TB 0)

### Most Assists in a Game:

2 (5/30/18, WSH 3 at VGK 2)


### Most Points in a Game:

2 (5 times, last: 5/30/18, WSH 3 at VGK 2, 2A)

## CAREER STATISTICS

Year	Team	League	GP	G	A	Pts	PIM	+/-	PP	SH	GW	S	GP	G	A	Pts	PIM
2010-11	Malmö J18	J18 Elit	12	4	3	7	2	-	-	-	-	-	-	-	-	-	-
	Malmö J18	J18 Allsvenskan	15	4	6	10	4	-	-	-	-	-	-	-	-	-	-
	Sweden U16 (all)	International-Jr	11	5	3	8	6	-	-	-	-	-	-	-	-	-	-
2011-12	Malmö J18	J18 Elit	9	6	8	14	14	9	-	-	-	-	4	2	4	6	0
	MalmöJ20	SuperElit	42	17	25	42	43	-3	-	-	-	-	5	1	4	5	2
	Malmö	Allsvenskan	10	0	1	1	0	1	-	-	-	-	3	0	0	0	0
	Sweden U17	WHC-17	6	4	4	8	4	-	-	-	-	-	-	-	-	-	-
	Sweden U18	International	15	4	5	9	2	4	-	-	-	-	-	-	-	-	-
2012-13	Malmö J20	SuperElit	13	3	4	7	8	-4	-	-	-	-	3	1	2	3	8
	Malmö	Allsvenskan	43	4	7	11	8	-2	-	-	-	-	-	-	-	-	-
	Sweden U18	WJC-18	5	4	1	5	4	1	-	-	-	-	-	-	-	-	-
	Sweden U18	International-Jr	16	10	7	17	24	5	-	-	-	-	-	-	-	-	-
2013-14	Erie	OHL	57	41	46	87	35	46	-	-	-	-	14	10	3	13	2
	Sweden	WJC	7	3	3	7	0	3	2	0	0	16	-	-	-	-	-
2014-15	CAPITALS	NHL	53	9	13	22	10	12	2	0	2	65	11	2	1	3	0
	Hershey	AHL	13	3	4	7	6	0	-	-	-	-	-	-	-	-	-
2015-16	CAPITALS	NHL	79	17	21	38	12	4	0	0	1	126	12	1	0	1	6
	Sweden	WC	3	1	0	1	12	0	0	0	1	7	-	-	-	-	-
2016-17	CAPITALS	NHL	64	12	23	35	14	13	2	0	1	111	13	3	3	6	2
2017-18	CAPITALS	NHL	56	12	13	25	27	3	2	0	5	84	13	2	4	6	4
NHL/CAPITALS TOTALS			252	50	70	120	63	32	6	0	9	386	49	8	8	16	12





# JOHN CARLSON

Defenseman • Height: 6'3" • Weight: 219 • Shoots: Right  
Born: January 10, 1990 (Natick, Mass.)  
Drafted: Capitals' first-round choice, 27th overall, in the 2008 NHL Draft

# 74

## 2017-18

Set career highs in goals (15), assists (53), points (68), shots (237) and time on ice (2,032) ... Became eighth defenseman in franchise history to record 60 points in a season ... Moved into sixth among defensemen in franchise history in assists (256) and seventh in goals (77), points (333) and games played (608) ... Led NHL defensemen in points (68) and power play assists (28) ... Ranked second among NHL defensemen in power play points (32) and tied for third in assists (53) ... Led the Capitals in time on ice per game (24:46), power play points (32) and takeaways (58) ... Ranked second on the Capitals in blocked shots (146) and tied for fourth in game-winning goals (4) ... Recorded his 250th career assist at MTL (3/24) ... Played in his 600th NHL/Capitals game at DET (3/22), becoming the eighth defenseman in franchise history to reach the 600-game plateau with the Capitals ... Posted a six-game point streak (3/10-3/20: 3g, 5a) ... Registered three points (1g, 2a) vs. TOR (3/3) ... Tallied two assists vs. BUF (2/24) ... Recorded two points (1g, 1a) at BUF (2/19) ... Earned two assists at DET (2/11) ... Tallied two assists vs. PHI (1/31) ... Scored a goal at FLA (1/25) ... Recorded two assists vs. STL (1/7) ... Recorded a season high in ice time (30:51) at CAR (1/2) ... Earned three points (1g, 2a) vs. NJ (12/30), including the game-winning goal ... Scored a goal vs. Colorado (12/12) ... Registered two points (1g, 1a) vs. PIT (11/10) ... Recorded two points (1g, 1a) vs. ARI (11/6), including the game-winning goal in OT ... Tallied two assists vs. NYI (11/2) ... Earned an assist at PHI (10/14) ... Recorded an assist vs. MTL (10/7) ... Recorded 20 points (5g, 15a) in 24 playoff games ... Led NHL defensemen in goals, assists and points during playoffs ... Set new franchise record for points by a defenseman in a single postseason ... Moved into first among defensemen in franchise history in playoff goals (18), total points (55) and games played (100) and third in assists (37).

## Career

**2016-17:** Led the Capitals in time on ice per game (22:42) and ranked third on the team in blocked shots (127) ... Led Washington defensemen in goals (9) and ranked second in assists (28) and points (37) ... Scored a goal at COL (3/19) ... Scored a goal at TB (3/18) ... Earned two assists vs. MIN (3/14) ... Scored a goal at ANA (3/12) ... Earned his 200th career assist at NYR (2/28) ... Recorded two points (1g, 1a) vs. DET (2/9) ... Played in his 500th NHL/Capitals game at MTL (2/4), becoming the 12th defenseman in franchise history to reach the 500-game plateau with the Capitals ... Earned two assists vs. PIT (1/11) ... Earned two points (1g, 1a) vs. CBJ (1/5) ... Recorded two points (1g, 1a) vs. TOR (1/3) ... Recorded his second career multi-goal game vs. TB (12/23) ... Recorded seven hits vs. MTL (12/17) ... Scored a goal at BUF (12/9) ... Tallied two assists vs. WPG (11/3) ... Missed 10 games (1/16-1/26, 4/4-4/9) due to injury...Scored two goals and two assists in 13 playoff games. **2015-16:** Tallied 31 assists, marking the third time in his career he has reached the 30-assist plateau ... Finished the season +16, marking his highest plus/minus since 2010-11 (+21) ... Led Capitals defensemen in points and assists for the second straight season ... Ranked tied for first among Capitals defensemen in goals ... Recorded two points (1g, 1a) at STL (4/9) ... Earned two assists, including his 30th assist of the season vs. PIT (4/7) ... Scored his career-high fourth GWG and his first career overtime goal at NJ (3/25) ... Missed game at BUF (12/28) due to injury, ending his consecutive games played streak at 412 (4/9/10-12/26/15) ... Ranks third on the franchise consecutive games played list, trailing Karl Alzner (458) and Bob Carpenter (422) ... Also boasts the eighth-longest consecutive games played streak by a defenseman since 1943-44, trailing Jay Bouwmeester (737), Keith Yandle (551), Karlis Skrastins (495), Tim Horton (486), Alzner (458), Cory Sarich (453) and Kevin Lowe (420) ... Tallied an assist at CAR (12/21) extending his career-long point streak to seven games (12/10-12/21: 2g, 6a) ... Earned an assist at NYR (12/20) ... Recorded an assist vs. TB (12/18) ... Scored the game-winning goal for the second consecutive game vs. OTT (12/16) ... Earned two points (1g, 1a), including the game-winning goal, at PIT (12/14) ...

Earned an assist at FLA (12/10) ... Led all skaters with seven blocked shots at MTL (12/3) ... Played in his 400th consecutive game and tallied two assists vs. TB (11/27) ... Tallied two assists, passing Rod Langway (202) for eighth place on the franchise points by a defenseman list vs. WPG (11/25) ... Recorded a season-high seven blocked shots vs. EDM (11/23) ... Scored a goal vs. COL (11/21) ... Registered two points (1g, 1a), including his 200th NHL point, vs. BOS (11/5) ... Recorded his third career three-assist game at EDM (10/23) ... Scored a goal vs. CAR (10/17) ... Earned two points (1g, 1a), including the game-winning goal vs. CHI (10/15) ... Played in his 400th NHL/Capitals game vs. SJ (10/13) ... Earned two assists vs. NJ (10/10) ... Missed 25 games due to injury (12/28-1/19, 2/26-3/22) ... Registered 12 points (5g, 7a) in 12 games during the postseason, tying the franchise record for most points in a postseason by a defenseman (Kevin Hatcher, 1988; Scott Stevens, 1988) ... Became the third defenseman in franchise history to score five goals in a postseason (Sergei Gonchar, 1998: 7; Kevin Hatcher, 1988: 5) and the sixth defenseman in franchise history to earn seven assists in a postseason (Calle Johansson, Kevin Hatcher, Mike Green, Scott Stevens, Sylvain Cote) ... Set the franchise record for power-play goals in a postseason by a defenseman (4) and his eight power-play points (4g, 4a) mark the most by a Capitals skater since Alex Ovechkin (3g, 5a) in the 2009 Stanley Cup playoffs ... Registered a point in six consecutive games (4/28-5/10: 2g, 4a), marking the longest playoff point streak by a Capitals defenseman since Sergei Gonchar in the 1998 Stanley Cup playoffs (5/3/98-5/15/98: 3g, 3a) ... Led the Capitals in ice time per game (26:53), power-play points (8) and power-play goals (4), ranked tied for first in points (12), tied for second in assists (7), goals (5) and power-play assists (4) and second in shots (49) during the postseason ... Scored his first career playoff game-winning goal in Game 1 of the ECQF vs. PHI (4/14) ... Tallied two points (1g, 1a) in Game 2 of the ECQF vs. PHI (4/16) ... Earned three points (1g, 2a) in Game 3 of the ECQF at PHI (4/18), marking his first career postseason three-point game and first career multi-assist playoff game ... He is the first defenseman in the NHL to record three power-play points (1g, 2a) in a single playoff game since Sami Salo on May 22, 2011 (2g, 1a) ... He is the first NHL player to score a power-play goal in three straight postseason games (4/14-4/18: 3 PPG) in one playoff year since Patrick Marleau in 2011 (5/15/11-5/20/11: 3g) and the first Capitals defenseman to score a power-play goal in three straight postseason games since Al Iafrate in the 1993 Patrick Division semifinals (4/24/93-4/28/93: 3g) ... He is the first Capitals defenseman to record a power-play point in the first three playoff games of any series since Scott Stevens in the 1989 Patrick Division semifinals (4/5/89-4/8/89: 3a). **2014-15:** Recorded career highs in goals (12), assists (43) and points (55) ... Ranked tied for second among NHL defensemen in primary assists (24), tied for fourth in assists (43), tied for fifth in points (55) and tied for 11th in goals (12) ... Also ranked tied for second in the NHL among US-born skaters in assists ... Played in his 82nd game of the season vs. NYR (4/11), marking the fifth consecutive season he has appeared in all of Washington's games ... Boasts the second-longest consecutive games played streak in Capitals franchise history (376), trailing Bob Carpenter (422) ... Scored goal vs. BOS (4/8) ... Tallied two assists at OTT (4/4) ... Earned three assists at MTL (4/2), marking his third career three-point performance ... Scored a goal vs. BOS (3/15), passing Ken Klee (44) for ninth on the Caps goals by defenseman list ... Earned two points (1g, 1a) vs. PIT (2/25) ... Scored his first career SHG vs. WPG (2/19) ... Earned two points (1g, 1a) at SJ (2/11) ... Scored a goal vs. ANA (2/6) ... Earned two assists vs. EDM (1/20) ... Scored a goal vs. DET (1/10) ... Tallied two assists at TOR (1/7) ... Earned two assists at NYR (12/23) ... Earned two assists at NJ (12/20) ... Tied his career high with three points (2g, 1a) and recorded his first career multi-goal game vs. VAN (12/2) ... Tallied two assists at TOR (11/29) ... Recorded two assists vs. CAR (11/8) ... Earned an assist vs. CGY (11/2), extending his point streak to four games ... Scored a goal vs. ARI (11/2) ... Scored a PPG at EDM (10/22) ... Tallied two assists for the second consecutive game vs. SJ (10/14) ... Earned two assists at BOS (10/11) ... Registered playoff career highs in assists (5) and in

# 74 JOHN CARLSON



## vs. the NHL

	GP	G	A	P	PIM
ANA	11	2	4	6	0
ARI	12	4	4	8	2
BOS	24	4	8	12	2
BUF	24	2	7	9	6
CGY	13	0	2	2	4
CAR	38	5	16	21	18
CHI	12	1	6	7	2
COL	12	3	2	5	6
CBJ	22	6	11	17	6
DAL	12	2	4	6	4
DET	18	4	10	14	4
EDM	12	1	8	9	2
FLA	31	4	13	17	14
LA	11	0	1	1	2
MIN	11	0	5	5	2
MTL	27	2	12	14	18
NSH	12	0	8	8	6
NJ	31	4	17	21	22
NYI	31	3	15	18	6
NYR	29	4	11	15	4
OTT	25	5	7	12	2
PHI	33	1	11	12	14
PIT	31	5	12	17	8
SJ	13	1	7	8	4
STL	13	2	7	9	2
TB	33	5	15	20	16
TOR	26	2	15	17	8
VAN	11	3	7	10	2
VGK	2	0	0	0	0
WPG	28	2	11	13	12

## Playoffs vs. the NHL

	GP	G	A	P	PIM
BOS	7	0	2	2	4
CBJ	6	1	8	9	2
MTL	7	1	3	4	0
NYI	7	1	3	4	2
NYR	26	2	5	7	14
PHI	6	3	3	6	4
PIT	19	5	5	10	6
TB	11	2	5	7	0
TOR	6	1	1	2	0
VGK	5	2	2	4	4

## CAREER HIGHLIGHTS

### First NHL Game:

11/20/09 (WSH 2 vs MTL 3)

### First NHL Goal:

3/25/10 (WSH 2 at CAR 3 SO, Legace)

### First NHL Assist:

1/21/10 (WSH 6 at PIT 3)

### Most Goals in a Game:

2 (2 times, last: 12/23/16 WSH 4 vs TB 0)

### Most Assists in a Game:

3 (3 times, last: 10/23/15, WSH 7 at EDM 4)

### Most Points in a Game:

3 (8 times, last: 3/3/18, WSH 5 vs TOR 2, 1G, 2A)

### Most Shots in a Game:

10 (3 times, last: 1/25/18, WSH 4 at FLA 2)

### Most PIM in a Game:

12 (10/9/10, WSH 7 vs NJ 2)

### Most Ice Time in a Game:

34:48 (12/10/13, WSH 6 vs. TBL 5 SO)

### Multiple-Point Games:

63 (last: 3/24/18, WSH 6 at MTL 4, 2A)

### Longest Goal Streak:

2 (7 times, last: 3/18/18-3/20/18, 2G)

### Longest Assist Streak:

4 (4 times, last: 12/14/17-12/22/17, 4A)

### Longest Point Streak:

7 (12/10/15-12/21/15, 2G-6A)

### Penalty Shots:

None

### Shootouts:

1/1

## PLAYOFF CAREER HIGHLIGHTS

### Most Goals in a Game:

1 (18 times, last: 6/4/18, WSH 6 vs VGK 2)

### Most Assists in a Game:

3 (2 times, last: 4/15/18, WSH 4 vs CBJ 5 OT)

### Most Points in a Game:

3 (3 times, last: 4/15/18, WSH 4 vs CBJ 4 OT, 3A)

## CAREER STATISTICS

Year	Team	League	GP	G	A	Pts	PIM	+/-	PP	SH	GW	S	GP	G	A	Pts	PIM
2005-06	N.J. Rockets	ATJHL	38	2	10	12	42	-	-	-	-	-	-	-	-	-	-
2006-07	N.J. Rockets	ATJHL	44	12	38	50	96	-	-	-	-	-	-	-	-	-	-
	Indiana	USHL	2	0	0	0	6	-	-	-	-	-	-	-	-	-	-
2007-08	Indiana	USHL	59	12	31	43	72	-	-	-	-	-	4	1	0	1	0
2008-09	London	OHL	59	16	60	76	65	-	-	-	-	-	14	7	15	22	16
	Hershey	AHL	-	-	-	-	-	-	-	-	-	-	16	2	1	3	0
2009-10	CAPITALS	NHL	22	1	5	6	8	11	0	0	0	21	7	1	3	4	0
	Hershey	AHL	48	4	35	39	26	-	-	-	-	-	13	2	5	7	8
	United States	WJC	7	4	3	7	2	-	-	-	-	-	-	-	-	-	-
2010-11	CAPITALS	NHL	82	7	30	37	44	21	1	0	3	144	9	2	1	3	4
2011-12	CAPITALS	NHL	82	9	23	32	22	-15	4	0	0	152	14	2	3	5	8
2012-13	CAPITALS	NHL	48	6	16	22	18	11	0	0	0	97	7	0	1	1	4
2013-14	CAPITALS	NHL	82	10	27	37	22	-3	5	0	0	208	-	-	-	-	-
	United States	Olympics	6	1	1	2	0	1	0	0	0	5	-	-	-	-	-
2014-15	CAPITALS	NHL	82	12	43	55	28	11	3	1	3	193	14	1	5	6	4
2015-16	CAPITALS	NHL	56	8	31	39	14	16	2	0	4	124	12	5	7	12	4
2016-17	CAPITALS	NHL	72	9	28	37	10	7	3	0	3	180	13	2	2	4	4
	United States	WCup	2	0	0	0	0	-3	0	0	0	-	-	-	-	-	-
2017-18	CAPITALS	NHL	82	15	53	68	32	0	4	0	4	237	24	5	15	20	8
NHL/CAPITALS TOTALS			608	77	256	333	198	59	22	1	17	1,356	100	18	37	55	36

USHL All-Rookie Team (2008) • USHL Second All-Star Team (2008) • CHL All-Rookie Team (2009) • OHL First All-Rookie Team (2009) • OHL Second All-Star Team (2009) • AHL All-Rookie Team (2010) • AHL All-Star Game (2010) • World Junior Championship All-Star Team (2010) • 2011 NHL All-Rookie Team





# 74 JOHN CARLSON

points (6) in 14 playoff games ... Led Washington in blocked shots (41) and ranked third in shots (41) during the postseason ... Led Capitals defensemen in assists and points ... Recorded an assist in Game 2 of the ECQF vs. NYI (4/17) ... Earned an assist in Game 4 of the ECQF at NYI (4/21) ... Scored a goal in Game 6 of the ECQF at NYI (4/25) ... Earned an assist in Game 7 of the ECQF vs. NYI (4/27) ... Earned an assist in Game 1 of the ECSF at NYR (4/30), extending his points streak to three games ... Tallied an assist in Game 6 of the ECSF vs. NYR (5/10). **2013-14:** Set career highs in goals (10) and power-play goals (5) in 2013-14 and tied his career high in points (37) ... Played in all 82 games, marking the fourth consecutive season he has played in all of Washington's games ... Has played in 296 consecutive games, marking the most consecutive games played by a Capitals defenseman in franchise history ... Led the Capitals in blocked shots (177), time on ice per game (24:30) ... Ranked first among Washington defensemen in goals (10) and ranked second in assists and points ... Ranked fourth among NHL defensemen in shots (208), tied for ninth in power-play points (22) and tied for 18th in goals ... Earned two assists, including his 100th NHL assist at STL (4/8) ... Played in his 300th NHL game vs. PIT (3/10) ... Tallied two assists and logged a team-high 24:33 of ice time at FLA (2/27) ... Played in his 272nd consecutive game, passing Calle Johansson (271) for the most consecutive games played by a defenseman in Capitals franchise history vs. WPG (2/6) ... Scored a PPG and earned an assist vs. DET (2/2) ... Registered two assists in 31:22 of ice time at DET (1/31) ... Earned an assist, registered seven blocked shots and logged a career-high 34:48 of ice time vs. TB (12/10) ... Led all skaters with 31:10 of ice time vs. MTL (11/29) ... Scored a goal and led WSH in shots (7) and ice time (27:25) vs. OTT (11/27) ... Earned two assists vs. MTL (11/22) ... Scored his first goal of the season and his 100th NHL point vs. FLA (11/2). **2012-13:** Ranked T-3rd in NHL in blocked shots (123) ... Finished 2nd among WSH defensemen in points ... Recorded 2a on 4/16 vs. TOR ... Recorded an assist and 7 blocked shots on 4/9 at MTL ... Scored a goal on 4/7 vs. TB ... Scored a goal on 3/26 vs. NYI ... Tallied an assist on 3/24 at NYR ... Recorded an assist on 3/22 at WPG ... Collected an assist on 3/21 at WPG ... Registered an assist on 3/14 at CAR ... Tallied an assist on 3/9 at NYI ... Scored a goal and an assist on 3/7 vs. FLA ... Recorded a goal and an assist on 2/26 vs. CAR ... Led WSH in ice time (30:34) on 2/21 vs. NJ ... Scored a goal and led WSH in ice time (26:15) on 2/17 at NYR ... Played in 200th career NHL game and recorded an assist on 2/14 at TB ... Scored a goal, fired 4 shots and blocked 3 shots on 2/3 vs. PIT ... Tied team high with 5 blocked shots and recorded an assist on 2/1 vs. PHI ... Recorded team-high (tied) 6 blocked shots on 1/31 at TOR ... Registered 4 shots and 3 blocked shots on 1/29 at BUF ... Recorded an assist and team-high 4 blocked shots on 1/19 at TB ... Led the team with 22 blocked shots during playoffs ... Ranked 2nd on the team in shots on goal (21) and ice time per game (22:28) during the postseason. **2011-12:** Led the team in blocked shots (153) ... 2nd among WSH defensemen in shots (152) and points (32) ... Set a career high in goals (9) ... Played in all 82 games for the second-consecutive season ... Scored a PPG on 4/7 at NYR ... Scored his 8th goal of the season on 2/22 at OTT ... Scored on 2/12 at NYR ... Scored a goal on 2/1 at FLA ... Named NHL's "Third Star" of the week for week ending Dec. 11 (1g-6a in 3 games) ... Registered a career high 3 assists on 12/5 at FLA and tied a career-high with 8 shots on goal ... Had a 4-game point streak (2g-3a) from 11/19-25 ... Scored a goal and registered 4 shots on goal on 11/8 vs. DAL ... Added an assist and recorded a team-high 5 shots on 11/5 at NYI ... Scored first goal of the season on 11/4 at CAR ... Recorded an assist, 3 blocked shots and led the team in shots (6) on 10/29 at VAN; paced WSH in ice time (25:53) ... Led the team with 3 blocked shots on 10/20 at PHI ... First assist on 10/8 vs. CAR and registered 3 shots on goal ... Led WSH defensemen and t-5th on the team in postseason points ... T-1st among blueliners in goals and assists during playoffs ... Tied for team lead among defensemen in shots (27) ... 2nd on team in ice time per game (24:02) ... 4th on WSH in hits (30) and 1st in blocked shots (38) during the playoffs ... Scored a goal in Game 3 of ECSF vs. NYR on 5/2 ... Scored in Game 5 of ECSF at NYR on 5/7. **2010-11:** Matched a Capitals single-season franchise record for most points by a rookie defenseman (37); He joins Robert Picard and Greg Theberge on that list ... Fourth on the team and third amongst NHL rookies in plus/minus at +21 ... Led the team in ice time 21 times, including the Winter Classic; led NHL rookies in ice time (22:38) per game ... Led the team and all NHL rookies in blocked shots (160) ... Had 22 of his 37 points at home (6g-16a) ... Fourth among NHL rookie defensemen in points (37), third in assists (30) and tied for fourth in goals (7) ... Had a career-high four-game point streak from 10/9-19 (1g-5a) ... Recorded six multiple-point games ... Second among

rookies in the NHL in playoff ice time, skating 23:58 per game ... During the playoffs was fourth on the team in blocked shots (17) ... Tied for the league lead in goals by a rookie defenseman during the postseason (2). **2009-10:** Skated in 22 games for Washington and had six points (1g-5a) ... Made NHL debut at the age of 19 against MTL (11/20), skating 17:24 ... Youngest player to play for the Caps since Alexander Semin made his NHL debut on 10/14/03 at MTL ... Had four points (1g-3a) in 10 road games ... Recorded his first NHL point, an assist, at PIT (1/21) ... Scored his first NHL goal on 3/25 at CAR ... Had two points (1g-1a) in his last five games ... Tied for fifth among NHL rookies with a +11 rating ... Averaged 15:14 TOI ... Had 29 hits and 32 blocked shots ... Was +2 in three straight games from 1/15—1/21 ... Had an assist in three straight games from 3/10—3/16 ... Played a season-high 19:48 at FLA (3/16) ... Played in 48 games for the Hershey Bears (AHL) and had 39 points (4g-35a) ... Named to the AHL All-Rookie Team ... Represented Hershey in the AHL All-Star Game ... Fourth in the AHL, second among rookies, at +37 ... Had two assists and was +4 at Binghamton (10/9) ... Was +3 vs. Norfolk (11/13) and vs. Wilkes-Barre/Scranton (11/14) ... Had four assists at Adirondack (11/27) and three assists vs. TOR (12/20) ... Was +12 in January and scored in back-to-back games 1/23 vs. Manitoba and 1/29 at Wilkes-Barre/Scranton ... Rejoined Hershey after the Stanley Cup playoffs and posted seven points (2g-5a) in 13 games ... Had five points (2g-3a) in the last three games of the Calder Cup final (6/9—6/14), including the game-winning goal in Games 4 and 6 ... Was +7 in the playoffs, including +4 in the final series vs. Texas. **2008-09:** Appeared in 16 playoff games for Hershey upon finishing his junior season with the London Knights (OHL) ... Recorded two goals, one assist and was +3 as the Bears won the Calder Cup.

## Junior Career

**2008-09:** Played for Capitals legend Dale Hunter with the London Knights (OHL) ... Collected numerous team awards with the Knights: team MVP, Booster Club Player of the Year, Best Defenseman, Rookie of the Year and Playoff Performer of the Year (co-winner) ... Ranked second among OHL rookies and tied for second among defensemen with 76 points (16g-60a) ... Finished first among OHL rookies and third overall with 60 assists ... Played in the OHL All-Star Game ... OHL coaches voted him as having the best shot and hardest shot (co-winner) in the league's Western Conference ... His nine PPGs tied for third among league defensemen ... Registered 23 multiple-point games ... Recorded two seven-game point streaks: 12/6—12/31, 4g-9a, and 11/5—11/22, 3g-6a ... Posted four points in a game on two occasions: 12/14 vs. Sarnia and 3/1 vs. Kingston (both 1g-3a) ... Led the Knights with 22 points (7g-15a) in 14 playoff games ... Recorded a 10-game point streak, the second longest in the OHL playoffs, from 3/28—4/22 (7g-14a). **2007-08:** Named to the USHL Second All-Star Team and the USHL All-Rookie Team ... Ranked second among USHL defensemen in scoring with 43 points (12g-31a) ... Played in the USHL All-Star Game, where he recorded an assist. **2006-07:** Appeared in two games with Indiana in the USHL, recording six PIM.

## International Career

**2016:** Represented the United States at the World Cup of Hockey, playing in two games. **2014:** Represented the United States at the 2014 Winter Olympic Games in Sochi, Russia ... Scored a goal and added an assist in six games at the tournament ... Ranked tied for 11th among defensemen at the Olympics in scoring. **2010:** Won a gold medal with the U.S. in the 2010 World Junior Championship ... Named to the tournament all-star team ... Averaged a point per game in seven games (4g-3a), third in scoring among tournament defensemen ... Scored twice in the gold-medal game against Canada, including the overtime winner ... Led American defensemen in scoring and was tied for third on the team at +8.

## NHL Transactions

Selected by Washington in the first round, 27th overall, in the 2008 NHL Draft.

## Twitter

@JohnCarlson74

## 2017-18 Analytic

Carlson's 40 primary points led Capitals defensemen and was the highest total of his career.



# 74 JOHN CARLSON







# BRETT CONNOLLY

Right Wing • Height: 6'3" • Weight: 193 • Shoots: Right

Born: May 2, 1992 (Campbell River, B.C.)

Drafted: Tampa Bay's first-round choice, sixth overall, in the 2010 NHL Draft

Acquired: Signed as a free agent, July 1, 2016

# 10

## 2017-18

Tied a career high in goals (15) ... Ranked third in the NHL in shooting percentage (22.4%, min. 50 games) ... Ranked tied for fifth on the team in power play goals (4) ... Registered an assist at STL (4/2) ... Scored the game-winning goal at DET (3/22) ... Posted a three-game point streak (2/20-2/24: 3a) ... Scored a goal vs. DET (2/11) ... Scored a power-play goal at FLA (1/25) ... Scored two goals at NJ (1/18) ... Scored the game-winning goal vs. COL (12/12) ... Registered two points (1g, 1a) at DAL (12/19) ... Recorded a goal streak of three games (12/2-12/6: 3g), tying a career high ... Scored a goal at COL (11/16) ... Registered an assist at NSH (11/14) ... Earned an assist vs. PIT (10/11) ... Scored a goal at Ottawa (10/5) ... Registered nine points (6g, 3a) in 24 playoff games ... Recorded the primary assist on the series-clinching goal in Game 5 of the SCF at VGK (6/7) ... Scored a goal in Game 4 of the SCF vs. VGK (6/4) ... Scored a goal in Game 1 of the SCF at VGK (5/28) ... Scored a goal in Game 2 of the ECF at TB (5/13) and Game 3 of the ECF vs. TB (5/15), marking the first time he recorded goals in consecutive playoff games.

## Career

**2016-17:** Scored a career-high 15 goals and recorded a career-high in plus/minus (+20) ... Washington was 16-1-2 in games when Connolly recorded a point ... Ranked eighth in the NHL in shooting percentage (18.5%) ... Earned two assists at TOR (4/4) ... Scored a goal vs. NSH (3/16) ... Scored a goal at SJ (3/9) ... Scored his career-high 13th goal of the season at NYR (2/28) ... Posted a six-game point streak (2/1-2/11: 4g, 4a), tying his career-long (10/14-15/10/31/15: 4g, 2a) ... Earned an assist vs. ANA (2/11) ... Scored a goal vs. DET (2/9) ... Earned two points (1g, 1a) vs. CAR (2/7) ... Recorded two points (1g, 1a) vs. LA (2/5) ... Earned an assist at MTL (2/4) ... Scored a goal vs. BOS (2/1) ... Earned an assist vs. CAR (1/23) ... Scored a goal at STL (1/19) ... Scored a goal at PIT (1/16) ... Scored a goal vs. CHI (1/13) ... Scored a goal at MTL (1/9) ... Scored a goal at NJ (12/31) ... Scored a goal at NYI (12/13) ... Registered two points (1g, 1a) vs. BUF (11/25) ... Scored his first Capitals goal at CGY (10/30) ... Made his Capitals debut and led the team in hits (4) vs. COL (10/18) ... Played in first career playoff game vs. TOR (4/13). **2015-16:** Set career highs in games played (71), assists (16), points (25) and shots (95) with Boston Bruins ... Tied his career high in power-play goals (2) and game-winning goals (2) ... Posted a career-high six-game point streak (4g, 2a) from Oct. 14-31 ... Scored a goal in three consecutive games (10/21-10/27: 3g) ... Scored a power-play goal and game-winning goal at TB (10/31) ... Scored a power-play goal vs. NYR (11/27) ... Scored the game-winning goal at PHI (1/25) ... Set career high in points (3) and assists (3) at WPG (2/11) ... Earned two points (1g, 1a) at DAL (2/20). **2014-15:** Registered 15 points (12g, 3a) in 50 games with the Lightning at the time of his March 1 trade to Boston ... Tallied three multiple-point games, including a two-goal night at NYR (12/1) and two assists at DET (4/2) in his first game as a Bruin ... Had a three-game point streak (2g, 2a) from Feb. 8-12 ... Played his 100th NHL game vs. CBJ (12/6) ... Missed 12 games with an injury and another 15 games after suffering a fractured finger in his second practice with the Bruins which required surgery on March 5. **2013-14:** Led all Crunch skaters in goals (21) and points (57) while skating in 66 games ... Ranked tied for third on Syracuse in power-play goals (3) ... Netted a hat trick vs. Binghamton (1/18) ... Represented the Crunch at the 2014 AHL All-Star Classic ... Recalled twice to the Lightning ... Scored his lone NHL point with a goal at STL (11/2). **2012-13:** Spent most of the season in Syracuse (AHL) where he ranked second on the team in goals (31), power-play goals (9) and points (63) in 71 games ... Earned AHL

Second-Team All-Star honors ... Was named February's AHL player of the month, earning 15 points (7g, 8a) in 13 games ... Played in 18 Calder Cup playoff games with the Crunch, earning 11 points (6g, 5a) ... Ranked tied for fourth on Syracuse in playoff goals ... Recalled once to Tampa Bay ... Skated in 5 games with the Lightning ... Scored a power-play goal vs. PIT (4/11). **2011-12:** Played his first full NHL season with 15 points (4g, 11a) in 68 games in his rookie year ... Two of his four goals were game-winners: vs. PHI (11/9) and vs. PIT (11/17) ... Had points in consecutive games on three occasions: Nov. 1-4 (2g), March 10-13 (2a) and March 22-24 (2a) ... Played his first NHL game vs. CAR (10/7) ... Recorded his first NHL point with an assist at WSH (10/10) ... Scored his first NHL goal at CAR (11/1) ... Represented Team Canada for the World Junior Championship from Dec. 9 to Jan. 6.

## Junior Career

Registered 152 points (86g, 66a) in 144 career WHL games with Prince George.

**2010-11:** Ranked third in the WHL in goals (46) and 12th in power-play goals (15) ... Led the Cougars in points (73) and points per game (1.24) and ranked tied for first in shorthanded goals (2) ... Became just the sixth player in Prince George history to reach the 40-goal plateau. **2009-10:** Missed most of the season due to injury. **2008-09:** Led the team in goals (30), assists (30) and points (60) ... Named the Canadian Hockey League and WHL Rookie of the Year ... Named to the CHL All-Rookie Team ... Became the first 16-year-old WHL rookie to score 30 or more goals in a season since Patrick Marleau in 1995-96 ... Ranked third among WHL rookies in points ... Tied for the team lead in playoff points. **2007-08:** Played his first major junior league season, skating in four games.

## International Career

Has represented Canada at two World Junior Championships (2011, 2012) and two U18 World Championships (2009, 2010). **2012:** Won a Bronze medal with Team Canada at the 2012 World Junior Championship ... Scored five goals in six games at the tournament ... Was selected as one of Canada's top three players in a post-tournament coaches' poll.

## Transactions

Selected by Tampa Bay in the first round, sixth overall, in the 2010 NHL Draft ... Traded to Boston from Tampa Bay in exchange for Boston's second-round picks in the 2015 (Matthew Spencer) and 2016 (Boris Katchouk) NHL Drafts, March 1, 2015 ... Signed with Washington as a free agent, July 1, 2016.

## Twitter

@bconnolly8

## 2017-18 Analytic

Connolly's +37 in five-on-five shot attempts for and against was the highest total on the Capitals in the postseason.

# 10 BRETT CONNOLLY



## vs. the NHL

	GP	G	A	P	PIM
ANA	10	0	3	3	2
ARI	7	1	0	1	0
BOS	8	2	1	3	8
BUF	15	4	3	7	13
CGY	6	1	2	3	2
CAR	20	3	4	7	4
CHI	6	3	0	3	4
COL	8	3	2	5	0
CBJ	13	2	0	2	8
DAL	7	2	2	4	8
DET	13	3	3	6	6
EDM	8	1	1	2	2
FLA	17	2	3	5	22
LA	7	1	1	2	4
MIN	9	0	2	2	4
MTL	16	2	1	3	16
NSH	8	2	2	4	9
NJ	16	3	1	4	8
NYI	15	3	2	5	2
NYR	14	4	2	6	4
OTT	14	2	2	4	8
PHI	13	3	0	3	4
PIT	17	3	1	4	10
SJ	8	2	2	4	0
STL	10	4	1	5	4
TB	11	1	1	2	4
TOR	15	0	2	2	4
VAN	8	0	1	1	6
VGK	2	0	0	0	0
WSH	13	0	3	3	4
WPG	12	0	4	4	2

## Playoffs vs. the NHL

	GP	G	A	P	PIM
CBJ	6	0	1	1	0
PIT	7	2	0	2	2
TB	7	2	1	3	4
TOR	6	0	0	0	0
VGK	5	2	1	3	0

## CAREER HIGHLIGHTS

### First NHL Game:

10/7/11 (TB 5 at CAR 1)

### First NHL Goal:

11/1/11 (TB 2 at CAR 4, Ward)

### First NHL Assist:

10/10/11 (TB 5 at WSH 6 SO)

### Most Goals in a Game:

2 (2 times, last: 1/18/18, WSH 3 at NJ 4 OT)

### Most Assists in a Game:

3 (2/11/16, BOS 6 at WPG 2, 3A)

### Most Points in a Game:

3 (2/11/16, BOS 6 at WPG 2, 3A)

### Most Shots in a Game:

7 (10/22/11, TB 3 vs BUF 0)

### Most PIM in a Game:

10 (2/22/18, WSH 2 at FLA 3)

### Most Ice Time in a Game:

18:24 (11/29/14, TB 4 vs OTT 1)

### Multiple-Point Games:

11 (last: 1/18/18, WSH 3 at NJ 4 OT, 2G)

### Longest Goal Streak:

3 (3 times, last: 12/2/17-12/6/17, 3G)

### Longest Assist Streak:

3 (2 times, last: 2/20/18-2/24/18, 3A)

### Longest Point Streak:

6 (2 times, last 2/1/17-2/11/17, 4G-4A)

### Penalty Shots:

None

### Shootouts:

0/1

## PLAYOFF CAREER HIGHLIGHTS

### Most Goals in a Game:

1 (6 times, last: 6/4/18, WSH 6 vs VGK 2)

### Most Assists in a Game:

1 (3 times, last: 6/7/18, WSH 4 at VGK 3)

### Most Points in a Game:

1 (9 times, last: 6/7/18, WSH 4 at VGK 3, 1A)

## CAREER STATISTICS

Year	Team	League	GP	G	A	Pts	PIM	+/-	PP	SH	GW	S	GP	G	A	Pts	PIM
2007-08	Prince George	WHL	4	0	0	0	0	-3	0	0	0	-	-	-	-	-	-
2008-09	Prince George	WHL	65	30	30	60	38	-26	12	2	7	-	4	0	2	2	6
	Canada	WJC-U18	6	3	3	6	4	-	-	-	-	-	-	-	-	-	-
2009-10	Prince George	WHL	16	10	9	19	8	-3	3	2	1	-	-	-	-	-	-
	Canada	WJC-U18	4	1	0	1	10	-	-	-	-	-	-	-	-	-	-
2010-11	Prince George	WHL	59	46	27	73	26	-5	15	2	5	-	1	0	0	0	0
	Canada	WJC	7	0	3	3	0	2	0	0	0	-	-	-	-	-	-
2011-12	Tampa Bay	NHL	68	4	11	15	30	-9	1	0	2	94	-	-	-	-	-
	Canada	WJC	6	5	1	6	4	4	0	1	1	-	-	-	-	-	-
2012-13	Tampa Bay	NHL	5	1	0	1	0	-3	1	0	0	10	-	-	-	-	-
	Syracuse	AHL	71	31	32	63	53	19	9	0	8	207	18	6	5	11	12
2013-14	Tampa Bay	NHL	11	1	0	1	4	-5	0	0	1	12	-	-	-	-	-
	Syracuse	AHL	66	21	36	57	50	-6	6	0	6	201	-	-	-	-	-
2014-15	Tampa Bay	NHL	50	12	3	15	38	4	2	0	2	74	-	-	-	-	-
	Boston	NHL	5	0	2	2	10	-1	0	0	0	9	-	-	-	-	-
2015-16	Boston	NHL	71	9	16	25	20	-1	2	0	2	95	-	-	-	-	-
2016-17	CAPITALS	NHL	66	15	8	23	40	20	1	0	3	131	7	0	0	0	0
2017-18	CAPITALS	NHL	70	15	12	27	30	-6	4	0	2	67	24	6	3	9	6
NHL TOTALS			346	57	52	109	172	-1	11	0	12	442	31	6	3	9	6

AHL All-Star Classic (2014) • AHL Second Team All-Star (2013) • CHL and WHL Rookie of the Year (2009) • CHL All-Rookie Team (2009)







# PHEONIX COPLEY

KAWP-lee

1

Goaltender • Height: 6'4" • Weight: 200 • Catches: Left

Born: January 18, 1992 (North Pole, Alaska)

Acquired: From St. Louis along with Kevin Shattenkirk for Zach Sanford, Brad Malone, the Capitals' first-round selection in the 2017 NHL Draft and a conditional draft pick(s), February 27, 2017

## 2017-18

Played in a career high 41 games for Hershey and posted a 15-17-6 record ... Led Hershey goaltenders (minimum: 10 games played) in goals-against average (2.91), save percentage (.896), saves (912), wins (15) and minutes played (2,184) ... Recorded two shutouts ... Stopped all 24 shots vs. Utica (3/3) ... Stopped all 28 shots he faced at Belleville (2/17).

## Career

**2016-17:** Started one game for the St. Louis Blues at Winnipeg (1/21)...Posted a 15-6-3 record in 25 games for the Chicago Wolves...Played in 16 games for Hershey and posted 11-5 record ...Combined between Chicago and Hershey, ranked seventh in the AHL in wins (26) and eighth in save percentage (.924)...Recorded a shutout against Iowa (11/26). **2015-16:** Led Chicago Wolves in goals-against average (2.79) and save percentage (.909)...Registered career-high 45 saves in 2-1 win over Iowa (3/26), earning first-star honors...Posted 38 saves in 1-0 overtime loss to Milwaukee (3/5)...Made NHL debut against Nashville (2/27)...Had 36-save effort in loss to Rockford (2/20)...Turned aside 34 shots against Iowa on Jan. 15 and earned first-star status...Victorious in three consecutive decisions (12/17-21)...Started first game in a Wolves uniform against Texas (10/16). **2014-15:** Appeared in five AHL games for the Hershey Bears in the Calder Cup Playoffs, collecting a 3-1 record, 1.83 goals-against average and .946 save percentage...Ranked third in the league, first among rookies, in goals-against average and save percentage...Sat eighth in the league, second among rookies, in wins...Made AHL postseason debut April 24, stopping 41 of 42 shots at Worcester in a 4-1 win...Posted a 17-4-3 record, 2.17 goals-against average, .925 save percentage and 3 shutouts in 26 games with Hershey in his first full professional season. Ranked seventh in the AHL in goals-against average and save percentage...Made AHL debut at Norfolk (10/13), collecting the win with 29 saves...Registered first pro shutout at Hartford with 22 saves (10/19).

## College Career

**2013-14:** Appeared in 30 games for the Huskies, posting a 10-13-6 record with one shutout, a .911 save percentage and a 2.51 goals-against average...Ranked sixth in the WCHA in goals-against average and seventh in the league in save percentage...Earned WCHA Defensive Player of the Week honors twice during 2013-14 season ... Signed a two-year, entry-level contract with the Capitals on 3/19...Made his first professional debut on 4/2 against Florida, stopping 10 of 12 shots in relief of starter Allen York (including all three shootout attempts) to help the Stingrays win 6-5...Posted a 3.26 goals-against average and a .906 save percentage in three regular-season games with South Carolina...Appeared in one ECHL playoff game, stopping 36 of 39 shots in South Carolina's 3-2 overtime loss to Wheeling on 4/19. **2012-13:** Appeared in 24 games for Michigan Tech (WCHA), posting a .900 save percentage and 3.22 goals-against average...Backstopped the Huskies to their first Great Lakes Invitational title since 1980...Named MVP of the Great Lakes Invitational after posting back-to-back shutouts against Michigan and No. 7 Western Michigan...The first back-to-back shutouts in Michigan Tech history since 1956...Named WCHA Player of the Week three times...Named Defensive Player of the Week after the Great Lakes Invitational and Named Rookie of the Week on Oct. 22 and Jan. 22...Turned in a third shutout performance in a 4-0 win over Bemidji State (1/18)...Ranked 11th in the WCHA in save percentage and 12th in the conference in goals-against average.

## Junior Career

**2011-12:** Split the 2011-12 season between the Des Moines Buccaneers and the Tri-City Storm of the United States Hockey League (USHL)...Finished the season ranked eighth in the USHL in save percentage (.907), tied for 11th in shutouts (2), tied for 13th in wins (16) and 14th in the league in goals-against average (3.12). **2010-11:** Spent the 2010-11 season with the Corpus Christi Ice Rays of the North American Hockey League (NAHL)...Posted a 14-23-4 record with a 4.17 goals-against average and a .880 save percentage in 42 games.

## NHL Transactions

Signed with Washington as a free agent, March 9, 2014 ... Acquired by St. Louis with Troy Brouwer and a third-round draft pick in the 2016 NHL Draft in exchange for T.J. Oshie, July 2, 2015 ... Acquired by Washington with Kevin Shattenkirk in exchange for Zach Sanford, Brad Malone, a first-round pick in the 2017 NHL Draft and a conditional draft pick(s), February 27, 2017.

## Twitter

@PheonixCopley

## Career Analytic

In 14 career AHL playoff games, Copley has a 2.04 goals against average, a .937 save percentage and a shutout

# 1 PHEONIX COPLEY



## vs. the NHL

	GP	Min	SO	W	L	OT	GAA	Sv%
NSH	1	24	0	0	0	0	2.46	.833
WPG	1	59	0	0	1	0	5.09	.828

## CAREER HIGHLIGHTS

<b>First NHL Game:</b> 2/27/16 (STL 0 at NSH 5)	<b>Longest Win Streak:</b> None
<b>First NHL Win:</b> None	<b>Longest Losing Streak:</b> None
<b>First NHL Shutout:</b> None	<b>Shootouts:</b> None
<b>Most Shots Faced in a Game:</b> 29 (1/21/17, STL 3 at WPG 5)	
<b>Most Saves in a Game:</b> 24 (1/21/17, STL 3 at WPG 5)	

## CAREER STATISTICS

CAREER STATISTICS			Regular Season										Playoffs					
Year	Team	League	GP	W	L	OT	MIN	GA	SO	GAA	SA	SPCT	GP	W	L	GAA	SPCT	
2010-11	Corpus Christi	NAHL	42	14	23	-	2376	165	0	4.17	1,375	.880	-	-	-	-	-	
2011-12	Tri-City	USHL	25	9	13	-	1451	75	2	3.14	804	.905	-	-	-	-	-	
	Des Moines	USHL	20	7	11	-	1163	60	0	3.09	659	.909	-	-	-	-	-	
2012-13	Michigan Tech	WCHA	24	8	5	-	1322	71	3	3.22	708	.900	-	-	-	-	-	
2013-14	Michigan Tech	WCHA	30	10	13	-	1724	72	1	2.51	808	.911	7	3	4	2.32	.912	
	South Carolina	ECHL	3	2	1	-	147	8	0	3.26	85	.906	-	-	-	-	-	
2014-15	Hershey	AHL	26	17	4	3	1,520	55	3	2.17	732	.925	5	3	1	1.83	.946	
2015-16	St. Louis	NHL	1	0	0	0	25	1	0	2.50	6	.833	-	-	-	-	-	
	Chicago	AHL	37	15	16	3	2,088	97	3	2.79	1,066	.909	-	-	-	-	-	
2016-17	St. Louis	NHL	1	0	1	0	59	5	0	5.08	24	.828	-	-	-	-	-	
	Chicago	AHL	25	15	6	3	1,452	56	1	2.31	641	.920	-	-	-	-	-	
	Hershey	AHL	16	11	5	3	920	33	0	2.15	443	.931	9	5	4	2.13	.933	
2017-18	Hershey	AHL	41	15	17	6	2,184	106	2	2.91	912	.896	-	-	-	-	-	
NHL TOTALS			2	0	1	0	84	6	0	4.32	29	.829	-	-	-	-	-	



# CHRISTIAN DJOOS

YEW-uhs

Defenseman • Height: 6'0" • Weight: 180 • Shoots: Left  
Born: August 6, 1994 (Gothenburg, Sweden)  
Drafted: Capitals' seventh-round choice, 195th overall, in the 2012 NHL Draft

# 29

## 2017-18

Ranked tied for second on the team in plus/minus (+13) ... Registered an assist at BUF (2/19) ... Posted a four-game point streak (1/31-2/6: 0g, 4a) ... Tallied an assist vs. CAR (1/11) ... Recorded two points (1g, 1a) vs. NJ (12/30) ... Registered an assist at BOS (12/14) ... Earned an assist vs. CHI (12/6) ... Scored a goal vs. FLA (10/21) ... Registered two points (1g, 1a) in his NHL debut vs. PIT (10/11), becoming the first defenseman in franchise history to record two points in debut game ... Played in 22 playoff games ... Recorded an assist in Game 6 of the ECF at CBJ (4/23), marking his first career playoff point.

## Career

**2016-17:** Set career highs in games (66), goals (13), assists (45) and points (58) in Hershey (AHL) ... Led all AHL defensemen in assists ... Scored the third most points for Hershey and led all Hershey defensemen in goals, assists and points ... Recorded the second most assists on the team...Earned his first career three-assist game vs Binghamton (2/11) ... Notched his first career four-point game (2g, 2a) and scored the game-winning goal vs. Hartford (3/17) ... Was named AHL player of the month in March ... Scored 16 points (3g, 13a) in March and posted a +10 rating ... Scored eight points (2 g, 6a) in 12 playoff games ... Scored two points (1g, 1a) against Lehigh Valley in Game 2 of first round of the Calder Cup playoffs (4/22). **2015-16:** Led Hershey defensemen in goals (8), ranked third in points (22) and tied for third in assists (14) ... Scored his first AHL goal against Lehigh Valley (11/1) ... Earned two assists against Binghamton (1/2) ... Registered two points (1g, 1a) against Utica (1/10) ... Recorded a four-game point streak (1g, 3a) from Feb. 6-12 ... Ranked second among Hershey defensemen in points (9) and assists (7) and third in goals (2) during the playoffs. **2014-15:** Appeared in one game for the Hershey Bears (AHL), recording an assist in a 5-1 win over Lehigh Valley (4/19).

## International Career

**2014-15:** Recorded a career-high 17 points in 50 games (5g, 12a) with Brynas IF Gavle (Sweden) ... Ranked tied for first among Brynas defensemen in goals and second in points... **2013-14:** Registered 13 points (1g, 12a) and four penalty minutes in 47 games with Brynas IF Gavle of the Swedish Hockey League (SHL) ... Ranked tied for second among Brynas defensemen in assists and points ... Won a silver medal with Sweden at the 2014 IIHF World Junior Championship. **2012-13:** Appeared in 47 games with Brynas ... Helped Sweden win the silver medal at the World Junior Championship. **2011-12:** Ranked 2nd among Brynas defensemen in points (SuperElit) ... Was named Best Defenseman in J18 Allsvenskan ... Helped Sweden win the silver medal at the World Junior Championship ... Ranked 2nd among Swedish defensemen in points during the tournament. **2010-11:** Ranked t-5th in the league (J18 Elit) in points among defensemen ... Finished 4th on Brynas (J18 Allsvenskan). **2009-10:** Recorded the best plus/minus (19) for J18 Allsvenskan (North)...Helped Brynäs IF J18 win a gold medal.

## NHL Transactions

Selected by Washington in the seventh round, 195th overall, in the 2012 NHL Draft.

## Twitter

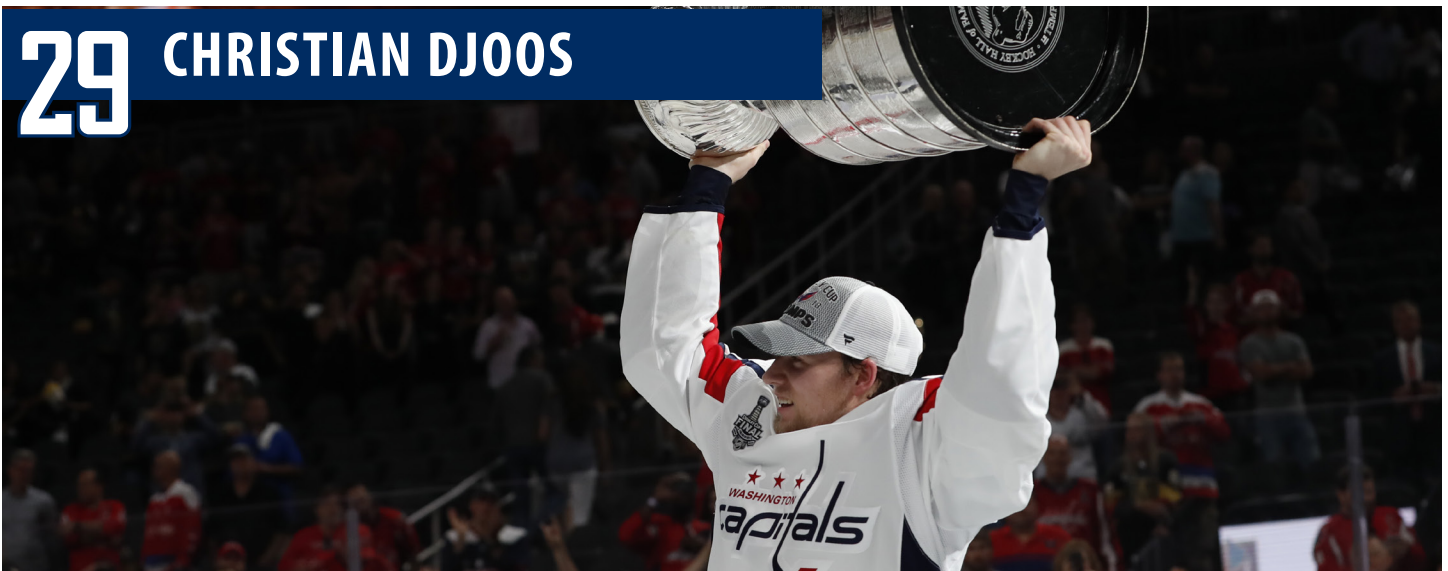
@Djorre00

## 2017-18 Analytic

Djoos' 0.86 primary points per 60 minutes of play at five-on-five led Capitals defensemen.



# 29 CHRISTIAN DJOOS



## vs. the NHL

	GP	G	A	P	PIM
ANA	2	0	0	0	0
ARI	2	0	1	1	0
BOS	3	0	1	1	2
BUF	3	0	1	1	0
CGY	1	0	0	0	0
CAR	4	0	1	1	0
CHI	2	0	1	1	2
COL	1	0	0	0	0
CBJ	4	0	1	1	0
DAL	2	0	0	0	0
DET	3	0	0	0	0
EDM	2	0	0	0	0
FLA	3	1	0	1	0
LA	1	0	0	0	0
MIN	1	0	0	0	0
MTL	1	0	0	0	0
NSH	2	0	0	0	0
NJ	3	1	1	2	2
NYI	3	0	0	0	0
NYR	3	0	0	0	0
OTT	0	0	0	0	0
PHI	4	0	1	1	0
PIT	3	1	2	3	2
SJ	1	0	0	0	0
STL	1	0	0	0	0
TB	1	0	0	0	0
TOR	2	0	0	0	0
VAN	2	0	0	0	2
VGK	2	0	1	1	0
WPG	1	0	0	0	0

## Playoffs vs. the NHL

	GP	G	A	P	PIM
CBJ	4	0	1	1	2
PIT	6	0	0	0	0
TB	7	0	0	0	0
VGK	5	0	0	0	2

## CAREER HIGHLIGHTS

**First NHL Game:**  
10/11/17 (WSH 2 vs PIT 3)

**First NHL Goal:**  
10/11/17 (WSH 2 vs PIT 3, Murray)

**First NHL Assist:**  
10/11/17 (WSH 2 vs PIT 3, Murray)

**Most Goals in a Game:**  
1 (10/11/17, WSH 2 vs PIT 3)

**Most Assists in a Game:**  
1 (11 times, last: 2/19/18, WSH 3 at BUF 2)

**Most Points in a Game:**  
1 (11 times, last: 2/19/18, WSH 3 at BUF 2)

**Most Shots in a Game:**  
4 (12/30/17, WSH 5 vs NJ 2)

**Most PIM in a Game:**  
2 (5 times, last: 2/17/18, WSH 1 at CHI 7)

**Most Ice Time in a Game:**  
17:41 (1/2/18, WSH 5 at CAR 4 OT)

**Multiple-Point Games:**  
None

**Longest Goal Streak:**  
None

**Longest Assist Streak:**  
4 (1/31/17-2/6/18, 4A)

**Longest Point Streak:**  
4 (1/31/17-2/6/18, 4A)

**Penalty Shots:** None

**Shootouts:** None

## PLAYOFF CAREER HIGHLIGHTS

**Most Goals in a Game:**  
None

**Most Assists in a Game:**  
1 (4/23/18, WSH 6 at CBJ 3)

**Most Points in a Game:**  
1 (4/23/18, WSH 6 at CBJ 3)

## CAREER STATISTICS

CAREER STATISTICS			Regular Season												Playoffs				
Year	Team	League	GP	G	A	Pts	PIM	+/-	PP	SH	GW	S	GP	G	A	Pts	PIM		
2008-09	Brynäs IF U16	U16 SM	5	0	0	0	4	-	-	-	-	-	-	-	-	-	-		
2009-10	Brynäs IF U16	U16 SM	6	2	4	6	8	-	-	-	-	-	-	-	-	-	-		
	Brynäs IF U18	J18 Elit	20	0	6	6	26	-	-	-	-	-	-	-	-	-	-		
2010-11	Brynäs IF J18	J18 Alls.	15	4	6	10	40	-	-	-	-	-	4	1	1	2	4		
	Sweden U16	Int. Jr.	8	1	2	3	6	-	-	-	-	-	-	-	-	-	-		
	Brynäs IF J18	J18 Elit	21	7	20	27	22	-	-	-	-	-	-	-	-	-	-		
	Brynäs IF J18	J18 Alls.	17	4	14	18	12	-	-	-	-	-	5	0	5	5	4		
	Brynäs IF J20	SuperElit	11	0	1	1	0	-	-	-	-	-	-	-	-	-	-		
2011-12	Sweden U17	Int. Jr.	3	0	0	0	0	0	-	-	-	-	-	-	-	-	-		
	Brynäs IF J18	J18 Elit	1	1	1	2	0	2	-	-	-	-	-	-	-	-	-		
	Brynäs IF J18	J18 Alls.	6	4	7	11	4	7	-	-	-	-	5	1	0	1	2		
	Brynäs IF J20	SuperElit	40	3	21	24	22	11	-	-	-	-	2	0	0	0	0		
	Brynäs IF	SHL	1	0	0	0	0	0	-	-	-	-	-	-	-	-	-		
2012-13	Sweden U18	WJC-18	6	1	2	3	2	3	-	-	-	-	-	-	-	-	-		
	Sweden U18	Int. Jr.	14	3	3	6	10	8	-	-	-	-	-	-	-	-	-		
	Brynäs IF J20	SuperElit	2	0	2	2	2	1	-	-	-	-	-	-	-	-	-		
	Brynäs IF	SHL	47	2	6	8	38	-1	-	-	-	-	4	0	0	0	0		
	Sweden U20	WJC-20	6	0	3	3	0	-2	-	-	-	-	-	-	-	-	-		
2013-14	Sweden U20	Int. Jr.	14	2	7	9	2	2	-	-	-	-	-	-	-	-	-		
	Brynäs IF J20	SuperElit	1	0	1	1	0	-1	-	-	-	-	1	0	0	0	0		
	Brynäs IF	SHL	47	1	12	13	4	5	-	-	-	-	5	1	2	3	0		
	Sweden U20	WJC-20	7	2	1	3	2	3	-	-	-	-	-	-	-	-	-		
	Sweden U20	Int. Jr.	17	3	8	11	6	8	-	-	-	-	-	-	-	-	-		
2014-15	Brynäs IF	SHL	50	5	12	17	22	-10	-	-	-	-	7	1	1	2	8		
	Hershey	AHL	1	0	1	1	0	0	-	-	-	-	-	-	-	-	-		
2015-16	Hershey	AHL	62	8	14	22	8	7	-	-	-	-	21	2	7	9	8		
2016-17	Hershey	AHL	66	13	45	58	34	9	-	-	-	-	12	2	6	8	2		
2017-18	CAPITALS	NHL	63	3	11	14	10	13	0	0	0	60	22	0	1	1	4		
NHL/CAPITALS TOTALS			63	3	11	14	10	13	0	0	0	60	22	0	1	1	4		

World Junior Championship U18 Silver Medal (2012) • World Junior Championship U20 Silver Medal (2013, 2014)





# NIC DOWD

# 26

Center • Height: 6'1" • Weight: 194 • Shoots: Right

Born: May 27, 1990 (Huntsville, Ala.)

Drafted: Los Angeles' seventh-round choice, 198th overall, in the 2009 NHL Draft

Acquired: Signed as a free agent, July 1, 2018

## 2017-18

Recorded four points (3g, 1a) in 56 games with Los Angeles and Vancouver ... Scored a goal at DAL (3/25) ... Recorded a goal vs. BOS (2/17) ... Scored his first goal of the season vs. LA (12/30) ... Acquired by Vancouver from Los Angeles for Jordan Subban (12/8) ... Registered his first assist and point of the season with Los Angeles vs. FLA (11/18).

## Career

**2016-17:** Scored his sixth goal of the season April 4 vs. EDM ... Tallied his fifth goal of the season March 19 at CGY ... Registered a goal Dec. 22 at NSH ... Scored his second game-winning goal of the season Dec. 15 at DET ... Recorded a career-high three-game assist streak and career-tying three-game point streak (3a), Nov. 15-19 ... Tallied a career-high 18:30 TOI, Nov. 13 at WPG ... Registered a career-high three-game point streak (1g, 2a), Nov. 3-8 ... Logged a career-high plus-3 rating, Nov. 5 vs. CGY ... Scored his first career overtime game-winning goal Nov. 3 vs. PIT ... Recorded his first career two-game point streak (1g, 1a), Oct. 20-22 ... Tallied his first career assist Oct. 22 vs. VAN ... Scored his first NHL goal on a power play, becoming only the second Alabama-born player in the NHL to score a goal (first being Aud Tuten), Oct. 20 at DAL.

**2015-16:** Started the season with Ontario (AHL), his second full season in the AHL ... Tallied 48 points (14g, 34a), a plus-13 rating and 49 penalty minutes in 58 regular-season games ... Set career-highs in goals, assists and points...Earned his first NHL call-up (3/22) ... Appeared in his first NHL game at MIN (3/22) ... Went scoreless in five NHL games ... Registered 11 points (4g, 7a), a plus-2 rating and 14 penalty minutes in 13 playoff games with the Reign...Led the team in points and assists, and ranked tied for first in goals. 2014-15: Appeared in his first full professional season with Manchester (AHL)...Tallied 41 points (9g, 32a), a plus-17 rating and 44 penalty minutes in 75 regular-season games ... Ranked sixth among AHL rookies in assists...Totaled 13 points (7g, 6a), a plus-6 rating and 10 penalty minutes in 19 postseason games with the Monarchs. 2013-14: Appeared in his first professional game with Manchester vs. Hartford (4/4) ... Earned his first point (assist) on at Worcester (4/6) ... PLAYOFFS: Played in all four of Manchester's postseason contests...Made his playoff debut vs. Norfolk (4/25) ... Earned his first professional goal (regular-season or playoffs) on vs. Norfolk (4/26).

## College Career

2013-14: Played his senior year at St. Cloud State, recording a career-high 40 points (22g, 18a) in 38 games played ... Earned Academic All-Region honors and Academic All-American honors ... Rankings among St. Cloud State skaters were the following: first in goals, first in power play goals (10), first in game-winning goals (five), tied for second in points, second in plus-minus (plus-17, first among forwards), fifth in assists ... Ranked tied for eighth in goals and tied for fifth in power play goals. Named as a Hobey Baker Award finalist as NCAA's top player 2012-13: Played junior year at St. Cloud State, recording 39 points (14g, 25a) and 41 penalty minutes in 41 games played ... Named to WCHA All-Academic Team ... On St. Cloud State he ranked second in points, third in assists, first in penalty minutes and first in game-winning goals (five). 2011-12: Ranked fourth on St. Cloud State in goals ... One of two St. Cloud players to score a shorthanded goal ... 18 of his 24 points came during conference play ... WCHA Scholar Athlete recipient ... Named

to WCHA All-Academic Team. 2010-11: Among St. Cloud State freshmen he ranked: third in points, third in assists and second in game-winning goals (two).

## Junior Career

2009-10: On Indiana (USHL) he ranked: second in plus-minus (plus-20), second in shorthanded goals (two), tied for first in game-winning goals (five) ... Helped Indiana advance to USHL's East Division Finals ... Tied for second on club in playoff assists, tied for third in playoff points. 2008-09: On Wenatchee (NAHL) he ranked: second in assists and tied for second in power play goals (eight).

## Transactions

Los Angeles' seventh-round choice, 198th overall, in the 2009 NHL Draft ... Acquired by Vancouver for Jordan Subban, December 8, 2017 ... Signed by Washington as a free agent, July 1, 2018.

## Twitter

@JimmyDowder26

## 2017-18 Analytic

Dowd won 55.5 percent of his draws in the defensive zone with Vancouver in 2017-18, the third-best percentage on the team.

# 26 NIC DOWD



## vs. the NHL

	GP	G	A	P	PIM
ANA	8	0	1	1	0
ARI	6	0	0	0	0
BOS	4	1	0	1	0
BUF	3	0	0	0	0
CGY	7	1	1	2	6
CAR	2	0	0	0	0
CHI	4	0	0	0	2
COL	5	0	2	2	2
CBJ	3	0	0	0	0
DAL	5	2	1	3	2
DET	3	1	0	1	0
EDM	7	1	1	2	0
FLA	3	0	1	1	4
LA	3	1	0	1	2
MIN	6	0	1	1	4
MTL	5	0	0	0	4
NSH	3	1	3	4	0
NJ	1	0	1	1	0
NYI	3	0	0	0	0
NYR	1	0	0	0	0
OTT	2	0	0	0	2
PHI	1	0	0	0	0
PIT	2	1	0	1	0
SJ	11	0	2	2	6
STL	7	0	1	1	0
TB	5	0	0	0	4
TOR	4	0	1	1	0
VAN	3	0	1	1	4
VGK	3	0	0	0	0
WSH	4	0	0	0	6
WPG	7	0	0	0	7

## CAREER HIGHLIGHTS

<b>First NHL Game:</b> 10/18/16 (LA 3 at MIN 6)	<b>Most Points in a Game:</b> 2 (10/27/16, LA 3 vs NSH 2 OT, 2A)	<b>Longest Goal Streak:</b> None
<b>First NHL Goal:</b> 10/20/16 (LA 4 at DAL 3 OT, Lehtonen)	<b>Most Shots in a Game:</b> 5 (10/20/16, LA 4 at DAL 3 OT)	<b>Longest Assist Streak:</b> 3 (11/15/16-11/19/16, 3A)
<b>First NHL Assist:</b> 10/22/16 (LA 4 vs. VAN 3 SO)	<b>Most PIM in a Game:</b> 5 (3/23/17, LA 5 vs WPG 2)	<b>Longest Point Streak:</b> 3 (11/15/16-11/19/16, 3A)
<b>Most Goals in a Game:</b> 1 (9 times, last: 3/25/18, VAN 4 at DAL 1)	<b>Most Ice Time in a Game:</b> 18:30 (11/13/16, LA 2 at WPG 3 SO)	<b>Penalty Shots:</b> None
<b>Most Assists in a Game:</b> 2 (10/27/16, LA 3 vs NSH 2 OT)	<b>Multiple Point Games:</b> 1 (10/27/16, LA 3 vs NSH 2 OT, 2A)	<b>Shootouts:</b> 0/2

## CAREER STATISTICS

Year	Team	League	GP	G	A	Pts	PIM	+/-	PP	SH	GW	S	GP	G	A	Pts	PIM
2007-08	Culver Military Academy	USHS-Prep	45	15	31	46	38	-	-	-	-	-	-	-	-	-	-
2008-09	St. Louis	NAHL	3	0	0	0	2	-1	-	-	-	-	-	-	-	-	-
	Wenatchee	NAHL	43	16	33	49	71	9	-	-	-	-	13	8	14	22	34
2009-10	Indiana	USHL	46	16	23	39	48	20	-	-	-	-	9	2	4	6	2
2010-11	St. Cloud State	NCAA	36	5	13	18	34	1	1	0	2	44	-	-	-	-	-
2011-12	St. Cloud State	NCAA	39	11	13	24	36	2	2	1	0	91	-	-	-	-	-
2012-13	St. Cloud State	NCAA	41	14	25	39	41	6	4	0	5	92	-	-	-	-	-
2013-14	St. Cloud State	NCAA	38	22	18	40	32	17	10	2	5	95	-	-	-	-	-
	Manchester	AHL	7	0	3	3	0	1	0	0	0	6	4	1	0	1	0
2014-15	Manchester	AHL	75	9	32	41	44	17	2	0	2	118	19	7	6	13	10
2015-16	Los Angeles	NHL	5	0	0	0	2	1	0	0	0	3	-	-	-	-	-
	Ontario	AHL	58	14	34	48	49	13	3	1	3	140	13	4	7	11	14
2016-17	Los Angeles	NHL	70	6	16	22	25	-15	1	0	2	78	-	-	-	-	-
2017-18	Los Angeles	NHL	16	0	1	1	12	-3	0	0	0	11	-	-	-	-	-
	Vancouver	NHL	40	3	0	3	16	-7	1	0	1	40	-	-	-	-	-
NHL TOTALS			131	9	17	26	55	-24	2	0	3	132	-	-	-	-	-

NCHC Best Defensive Forward (2014) • NCHC First All-Star Team (2014) • NCAA First All-American Team (2014) • Hobey Baker Award Finalist (2014)





# LARS ELLER

EHL-uhr

# 20

Center • Height: 6'2" • Weight: 203 • Shoots: Left

Born: May 8, 1989 (Rodovre, Denmark)

Drafted: St. Louis' first-round choice, 13th overall, in the 2007 NHL Draft

Acquired: From Montreal in exchange for Washington's second-round pick in the 2017 and 2018 NHL Draft, June 24, 2016

## 2017-18

Became first Dane to win the Stanley Cup ... Set career highs in goals (18), points (38), power play goals (3), shots (161) and time on ice (1239) ... Led Capitals forwards in blocked shots (69) ... Played in 600th NHL game vs. CAR (3/30) ... Registered two assists vs. DAL (3/20) ... Scored his 100th NHL goal at SJ (3/10) ... Scored a goal at FLA (2/22) ... Recorded two points (1g, 1a) vs. CBJ (2/9) ... Earned two assists vs. PHI (1/31) ... Recorded a goal in four-straight games (1/7-1/12: 4g) ... Recorded his 200th career point vs. VAN (1/9), scoring the game-winning goal ... Registered two points (1g, 1a) vs. BOS (12/28) ... Tallied two assists at DAL (12/19) ... Earned an assist vs. PIT (11/10) ... Registered three points (2g, 1a) vs. NYI (11/2), including the game-winning goal ... Recorded two points (1g, 1a) at EDM (10/28) ... Earned an assist at OTT (10/5) ... Recorded playoff career highs in goals (7), assists (11) and points (18) ... Led the team in game-winning goals during the playoffs ... Recorded four multi-point games, including three three-point games ... Scored the series-clinching goal in Game 5 of the SCF at VGK (6/7) ... Scored the game-winning goal in 2OT in Game 3 of the ECQF at CBJ (4/17).

## Career

**2016-17:** Earned career highs in games played (81) and plus/minus (+15) ... Scored a goal at TOR (4/4) ... Recorded an assist at CBJ (4/2) ... Scored a goal at COL (3/29) ... Earned an assist at NYR (2/28) ... Played his 500th NHL game at PHI (2/22) ... Earned an assist at NYR (2/19) ... Tallied an assist at DET (2/18) ... Earned an assist vs. DET (2/9) ... Scored a goal vs. CAR (2/7) ... Scored the game-winning goal vs. LA (2/5) ... Earned an assist at MTL (2/4) ... Scored the game-winning goal at NJ (1/26) ... Scored a goal vs. CAR (1/23) ... Tallied an assist at STL (1/19) ... Scored two goals at PIT (1/16), including a shorthanded goal ... Tallied two assists vs. CHI (1/13) ... Scored a goal vs. PIT (1/11) ... Earned an assist vs. TOR (1/3) ... Recorded two points (1g, 1a) at PHI (12/21) ... Registered an assist at NYI (12/13) ... Earned his first Capitals assist vs. BUF (11/25) ... Missed game vs. CBJ (11/20) due to injury ... Scored a goal vs. FLA (11/5) ... Scored his first Capitals goal vs. NYR (10/22) ... Made his Capitals debut at PIT (10/13) ... Was tied for fifth on the team in playoff assists (5), the second-highest total in the playoffs in career. **2015-16:** Ranked sixth on Canadiens in goals (13) and tied for eighth in points (26) ... Tied his career high in games played (79) ... Recorded a season-high six shots at BUF (2/12) ... Logged a season-high 20:02 of ice time vs. CAR (2/7) ... Scored the game-winning goal vs. EDM (2/6) ... Played in his 400th Canadiens game vs. CHI (1/14) ... Recorded a season-high six penalty minutes at BOS (1/1) ... Played in his 400th NHL game at WSH (12/26) ... Scored his fourth career shorthanded goal vs. VAN (11/16) ... Scored his eighth career power-play goal vs. WPG (11/1) ... Scored two goals, including the game-winning goal, at BOS (10/10). **2014-15:** Ranked tied for eighth in the NHL in game-winning goals (7) ... Set career highs in game-winning goals (7) and shots (150) ... Scored the game-winning goal in overtime vs. DET (4/9), marking his first career overtime goal ... Registered a career-high four-game point streak from March 28 to April 3 (3g, 1a) ... Scored the game-winning goal at ARI (3/7) ... Tallied a season-high seven shots at ANA (3/4) ... Logged a season-high 20:40 of ice time vs. TOR (2/14) ... Scored a power-play goal vs. NJ (2/7) ... Tallied two points (1g, 1a) at NYI (3/14) ... Scored the game-winning goal at CAR (12/29) ... Played in his 300th Canadiens game vs. STL (11/20) ... Recorded two points (1g, 1a) vs. BOS (11/13) ... Scored the game-winning goal vs. WPG (11/11) ... Earned two points (1g, 1a) vs. MIN (11/8) ... Scored the game-winning goal vs. NYR (10/25) ... Played in all 12 of Montreal's playoff games ... Scored a shorthanded goal in Game 1 of the ECQF vs. OTT (4/15) ... Earned an assist in Game 5 of the ECQF vs. OTT (4/24) ... Tallied an assist in Game 4 of the ECSF vs. TB (5/7). **2013-14:** Earned two assists vs. DET (4/5) ... Led the team in March with 26 penalty minutes ... Registered two points (1g, 1a) vs. OTT (3/15) ... Scored the game-winning goal at DAL (1/2) ... Led the team in Nov. with two power-play goals ... Earned a shorthanded assist vs. TOR (11/30) ... Scored a power-play goal and registered a season-high eight shots in a season-high 21:20 of ice time at CBJ (11/15) ... Tallied three points (1g, 2a) vs. NYI (11/10) ... Led the team in Oct. with 28 hits ... Scored a shorthanded goal at VAN (10/12) ... Named the NHL's Second Star of the Week ending on Oct. 6 (3g, 2a) ... Recorded two points (1g, 1a), including the game-winning goal vs. PHI (10/5) ... Earned three points (2g, 1a) vs. TOR (10/1) ... Played in all 17 of Montreal's playoff games ... Set playoff career highs in points (13), goals (5), assists (8), games played (17) and plus/minus (+6) ... Ranked second on the team in points and plus/minus (+6), tied for second in goals and third in assists during the postseason ... Earned two points (1g, 1a) in Game 1 of the ECQF vs. TB (4/16) ... Registered a career-high five-game point streak from April 16-May 1 (2g, 4a) ... Earned two points (1g, 1a) in Game 3 of the ECSF vs. BOS ... Scored the game-winning goal in Game 6 of the ECSF vs. BOS ... Earned two points (1g, 1a), including a shorthanded goal, in Game 1 of the ECF vs. NYR (5/17) ... Tallied two assists in Game 5 of the ECF vs. NYR (5/27). **2012-13:** Set career highs in points (30), as-

sists (22), plus/minus (+8) and power-play points (5) ... Ranked third on the team in assists and tied for fourth in points ... Tallied eight multi-assist games and 10 multi-point games ... Led the team in April with 13 points ... Earned three points (1g, 2a) at TOR (4/27) ... Scored two goals vs. WSH (4/9) ... Earned two power-play assists vs. WPG (4/4) ... Scored a goal and registered a season-high seven shots vs. OTT (3/13) ... Recorded three points (1g, 2a), including the game-winning goal, at CAR (3/7) ... Led the team in Feb. with 7 assists ... Scored a power-play goal vs. NYR (2/23) ... Tallied three points (1g, 2a) vs. BUF (2/2). **2011-12:** Set career highs in goals (16), games played (79) and shorthanded goals (2) ... Logged a season-high 20:35 of ice time at WSH (3/31) ... Scored a power-play goal vs. OTT (3/23) ... Registered a season-high six shots at VAN (3/10) ... Scored the game-winning goal at EDM (3/8) ... Earned two points (1g, 1a) at CGY (3/6) ... Scored a power-play goal vs. MIN (3/1) ... Earned five points (4g, 1a), including his first career hat trick, vs. WPG (1/4) ... Scored a shorthanded goal at OTT (12/27) ... Played in his 100th Canadiens game at ANA (11/30) ... Registered two points (1g, 1a), including a shorthanded goal, at CAR (11/23) ... Played in his 100th NHL game vs. CAR (11/16) ... Registered two points (1g, 1a) ... Earned two assists vs. TOR (10/22). **2010-11:** Scored two goals, including the game-winning goal, vs. BOS (3/8) ... Earned two points (1g, 1a) at FLA (3/3) ... Recorded his first career multi-point game (1g, 1a) and scored the game-winning goal at NJ (12/2) ... Scored his first Canadiens goal vs. LA (11/24) ... Earned his first NHL assist and his first Canadiens point vs. ARI (10/25) ... Made his Montreal debut at TOR (10/7) ... Became the second player in franchise history to wear No. 81 (Marcel Hossa) ... Played in all seven of Montreal's playoff games ... Made his NHL playoff debut at BOS (4/14) ... Earned his first career playoff point with an assist in Game 2 of the ECQF at BOS (4/16). **2009-10:** Played in seven games with St. Louis ... Was teammates with Capitals right wing T.J. Oshie ... Scored a goal vs. ANA (4/9) ... Made his NHL debut and scored his first NHL goal vs. CGY (11/5) ... Played in 70 games with the Peoria Rivermen (AHL) ... Led the team in points (57) and assists (39) and ranked third in goals (18) ... Made his AHL debut vs. Grand Rapids (10/3) ... Earned his first AHL points with an assist vs. Rockford (10/4) ... Scored his first AHL goal vs. Milwaukee (10/9) ... Registered 14 multi-point games and posted a six-game point streak from March 4-12 (5g, 5a) ... Was teammates with Capitals defenseman John Carlson on the PlanetUSA AHL All-Star Team in the 2010 AHL All-Star Classic.

## European Career

**2012-13:** Registered 15 points (5g, 10a) in 15 games with JyP HT Jyväskylä of the SM-liiga in Finland. **2008-09:** Played in 48 games with Frolunda HC of the Swedish Hockey League (SHL) ... Ranked third on the team in goals (12), fourth in points (29) and tied for fourth in assists (17) as a 19-year-old. **2007-08:** Earned two assists in 14 games with Frolunda (SHL) ... Made his professional debut with Borås HC of the Sweden 1st Division registering eight points (2g, 6a) in 19 games.

## International Career

Has represented Denmark at four World Championships (2008, 2010, 2012, 2016) and the 2008 World Junior Championship. **2016:** Led the team in assists (5) and ranked tied for second in points (6) in eight games at the 2016 IIHF World Championship in Russia. **2012:** Led Denmark in points (5), ranked tied for first in goals (3) and tied for second in assists (2) at the 2012 IIHF World Championship in Finland and Sweden. **2010:** Ranked tied for first on Denmark in goals (2) and tied for second in assists (3) and points (5) in seven games at the 2010 IIHF World Championship in Germany. **2008:** Earned two assists in six games at the 2008 IIHF World Championship in Canada ... Led Denmark in goals (3) and ranked second in assists (3) and points (6) and the 2008 World Junior Championship in Czech Republic ... Was named Player of the Game in Denmark's game against Kazakhstan ... Was named one of Denmark's three best players by tournament coaches.

## NHL Transactions

St. Louis' first-round pick, 13th overall, in the 2007 NHL Draft ... Acquired by Montreal with Ian Schultz in exchange for Jaroslav Halak, June 17, 2010 ... Acquired by Washington in exchange for the Capitals' second-round picks in the 2017 and 2018 NHL Draft.


## Twitter

@lellerofficial

## 2017-18 Analytic

Eller ranked third on the Capitals with 15 even-strength goals, establishing a new career high.

# 20 LARS ELLER



## vs. the NHL

	GP	G	A	P	PIM
ANA	11	1	1	2	6
ARI	12	1	2	3	6
BOS	33	8	4	12	34
BUF	35	3	5	8	6
CGY	15	6	2	8	16
CAR	27	10	4	14	12
CHI	11	1	2	3	2
COL	12	2	2	4	8
CBJ	19	2	3	5	6
DAL	10	1	4	5	0
DET	20	1	5	6	8
EDM	14	3	3	6	14
FLA	28	4	7	11	22
LA	11	3	1	4	10
MIN	11	2	2	4	6
MTL	6	1	1	2	2
NSH	14	0	2	2	2
NJ	28	7	4	11	12
NYI	28	6	8	14	26
NYR	27	5	6	11	18
OTT	34	5	6	11	28
PHI	29	2	7	9	29
PIT	27	5	8	13	10
SJ	12	1	0	1	18
STL	12	2	3	5	6
TB	30	1	5	6	18
TOR	34	7	10	17	14
VAN	14	3	1	4	8
VGK	2	0	0	0	0
WSH	19	4	2	6	18
WPG	19	6	6	12	10

## Playoffs vs. the NHL

	GP	G	A	P	PIM
BOS	14	2	4	6	12
CBJ	6	2	0	2	6
NYR	6	1	3	4	8
OTT	7	1	1	2	4
PIT	13	1	7	8	4
TB	17	4	9	13	12
TOR	6	0	2	2	6
VGK	5	2	2	4	2

## CAREER HIGHLIGHTS

### First NHL Game:

11/5/09 (STL 1 vs CGY 2 OT)

### First NHL Goal:

11/5/09 (STL 1 vs CGY 2 OT, Kiprusoff)

### First NHL Assist:

10/25/10 (MTL 3 vs PHX 2 OT)

### Most Goals in a Game:

4 (1/4/12, MTL 7 vs. WPG 3, 4G-1A)

### Most Assists in a Game:

2 (15 times, last: 3/20/18, WSH 4 vs. DAL 3)

### Most Points in a Game:

5 (1/4/12, MTL 7 vs. WPG 3, 4G-1A)

### Most Shots in a Game:

8 (11/15/13, MTL 3 at CBJ 2 SO)

### Most PIM in a Game:

15 (4/15/13, MTL 3 vs PHI 7)

### Most Ice Time in a Game:

21:20 (11/15/13, MTL 3 at CBJ 2 SO)

### Multiple-Point Games:

36 (last: 3/20/18, WSH 4 vs. DAL 3, 2A)

### Longest Goal Streak:

4 (1/7/18-1/12/18, 4G)

### Longest Assist Streak:

3 (3 times, last: 1/25/18-2/2/18, 4A)

### Longest Point Streak:

4 (2 times, last: 1/7/18-1/12/18, 4G)

### Penalty Shots: 1/2

### Shootouts: 6/18

## PLAYOFF CAREER HIGHLIGHTS

### Most Goals in a Game:

1 (13 times, last: 6/7/18, WSH 4 at VGK 3)

### Most Assists in a Game:

3 (4/29/18, WSH 4 vs PIT 1)

### Most Points in a Game:

3 (3 times, last: 5/30/18, WSH 3 at VGK 2, 1G-2A)

## CAREER STATISTICS

Year	Team	League	GP	G	A	Pts	PIM	+/-	PP	SH	GW	S	GP	G	A	Pts	PIM
2007-08	Frolunda HC	Sweden	14	0	2	2	4	-2	-	-	-	-	7	0	1	1	2
	Denmark	WJC	6	3	3	6	37	-5	-	-	-	-	-	-	-	-	-
	Denmark	WC	6	0	2	2	0	-7	-	-	-	-	-	-	-	-	-
2008-09	Frolunda HC	Sweden	48	12	17	29	28	13	-	-	-	-	10	3	1	4	12
2009-10	St. Louis	NHL	7	2	0	2	4	2	1	0	0	8	-	-	-	-	-
	Peoria	AHL	70	18	39	57	84	-1	-	-	-	-	-	-	-	-	-
	Denmark	WC	7	2	3	5	8	2	-	-	-	-	-	-	-	-	-
2010-11	Montreal	NHL	77	7	10	17	48	-4	0	0	2	79	7	0	2	2	4
2011-12	Montreal	NHL	79	16	12	28	66	-5	2	2	2	129	-	-	-	-	-
	Denmark	WC	7	3	2	5	14	-2	-	-	-	-	-	-	-	-	-
2012-13	Montreal	NHL	46	8	22	30	45	8	1	0	1	84	1	0	0	0	0
	JyP HY Jyvaskyla	Finland	15	5	10	15	18	2	-	-	-	-	-	-	-	-	-
2013-14	Montreal	NHL	77	12	14	26	68	-15	2	1	3	137	17	5	8	13	18
2014-15	Montreal	NHL	77	15	12	27	42	-6	1	0	7	150	12	1	2	3	4
2015-16	Montreal	NHL	79	13	13	26	28	-13	1	1	2	149	-	-	-	-	-
2016-17	CAPITALS	NHL	81	12	13	25	36	15	0	1	2	115	13	0	5	5	10
2017-18	CAPITALS	NHL	81	18	20	38	38	-6	3	0	2	161	24	7	11	18	18
NHL TOTALS			604	103	116	219	375	-24	11	5	21	1,012	74	13	28	41	54
CAPITALS TOTALS			162	30	33	63	74	9	3	1	4	276	37	7	16	23	28

AHL All-Star Game (2010)





# BRADEN HOLTBY

HOHLT-bee

Goaltender • Height: 6'2" • Weight: 210 • Catches: Left

Born: September 16, 1989 (Lloydminster, Saskatchewan)

Drafted: Capitals' fourth-round choice, 93rd overall, in the 2008 NHL Draft

# 70

Ranks second in franchise history in shutouts (32) and wins (225), and second in games played (361) ... Since the start of the 2012-13 season, ranks first in the NHL in wins (211) and second in shutouts (29) ... Captured the 2016 Vezina Trophy as the League's top goaltender ... Became first goaltender since 2011-12 to finish top-two in Vezina Trophy votes in back-to-back years after second place finish in 2017 ... Posted a 22-game point streak from Nov. 12, 2015 to Jan. 14, 2016 (20-0-2), marking the second-longest point streak by a goaltender in franchise history and only the second point streak of 22 or more games in the NHL in the last 20 seasons ... Is the third goaltender in franchise history to play in 70 or more games in a season (2014-15: 73 GP) ... Was the 10th goaltender selected in the 2008 NHL Draft and has earned more wins and shutouts than the nine goaltenders drafted before him combined ... Is the third goaltender in franchise history to reach 100 wins with the Capitals (Olie Kolzig, Don Beaupre) and became the fastest to reach the 100-win plateau, earning the mark in 176 games ... Ranks tied for third among active goaltenders in fewest games needed to reach 100 career wins, trailing Jimmy Howard (171) and Antti Niemi (174) ... Is the fifth-youngest (25) to reach 100 wins among active goalies, behind Carey Price, Marc-Andre Fleury, Steve Mason and Cam Ward ... Is first in NHL playoff history (min. 60 games played) in career save percentage (.929) and fourth in career goals-against average (2.04) ... Ranks first among active NHL goaltenders (min. 20 games played) in career playoff save percentage and goals against average ... Ranks first in franchise playoff history in games played (82), wins (45), goals-against average (2.04) and save percentage (.929) and ranks tied for first in shutouts (6).

## 2017-18

Recorded 30 wins for the fourth-straight season ... Selected to participate in All-Star Game ... Stopped 34 of 36 shots at STL (4/2) ... Stopped 35 of 37 shots vs. NYR (3/28) ... Made 40 saves at WPG (2/13) ... Stopped 35 of 37 shots vs. CBJ (2/9) ... Stopped 37 of 39 saves at CBJ (2/6) ... Made 34 saves at CAR (1/2) ... Made 34 saves at BOS (12/14) ... Stopped 37 of 39 shots vs. CHI (12/6) ... Made 35 saves vs. CGY (11/20) ... Made 35 saves vs. NYI (11/2) ... Stopped 38 of 40 shots at EDM (10/28) ... Made 34 saves at DET (10/20) ... Stopped 38 of 39 shots vs. MTL (10/7) ... Posted 16-7 record in 23 playoff games ... Set franchise record for wins in a single postseason ... Led NHL goaltenders (min. 10 games played) in goals-against average (2.16) during the playoffs ... Recorded consecutive shutouts in Game 6 of the ECF vs. TB (5/21) and Game 7 of the ECF at TB (5/23), stopping a combined 53 shots.


## Career

**2016-17:** Led the NHL in shutouts (9), ranked tied for first in wins (42), second in goals-against average (2.07) and fourth in save percentage (.925) ... One of two goaltenders to rank in the top-five in the NHL in wins, shutouts, goals-against average and save percentage this season (Sergei Bobrovsky) ... Won the William M. Jennings Trophy ... Vezina Trophy finalist (second place) ... Tied the franchise record in shutouts and set the franchise record in home wins (27) ... His 42 wins are the second-most in Capitals history ... Joined Martin Brodeur (2005-08) and Evgeni Nabokov (2007-10) as the only goaltenders in NHL history to record three straight 40-win seasons (2014-17) ... Stopped all 24 shots he faced vs. NYR (4/5) to earn his ninth shutout of the season ... Earned his 40th win of the season at MIN (3/28) ... Earned his franchise-record 26th home win of the season vs. ARI (3/25) ... Played in his 300th NHL/Capitals game vs. CGY (3/21) ... Posted a 21-game point streak (12/29-3/4), marking the third-longest point streak in franchise history ... Stopped all 15 shots he faced vs. NJ (3/2) ... Made 33 saves at PHI (2/22) to earn his 30th win of the season ... Posted a 14-game winning streak (1/1-2/11), tying the second-longest winning streak in NHL history ... Earned his 30th career shutout and seventh of the season vs. CAR (2/7) ... Stopped all 24 shots he faced to earn his sixth shutout of the season vs. CHI (1/13) ... Stopped all 30 shots he faced at OTT (1/7) to earn his second consecutive shutout ... Stopped all 29 shots he faced vs. CBJ (1/5) to earn his fourth SO of the season ... Stopped all 23 shots he faced vs. TB (12/23) to earn his third shutout of the season ... Stopped all 20 shots he faced to earn his 25th career shutout vs. VAN (12/11) ... Earned his 24th career shutout vs. DET (11/18) ... Stopped a season-high 43 of 45 shots in win at WPG (11/1) ... Set franchise record in games played by a goaltender (59) ... Tied career high with seven playoff wins. **2015-16:** Earned 48 wins, tying Martin Brodeur (2006-07) for first place on the NHL's single-season wins list ... Also set franchise record for wins in a season, breaking the previous record of 41 set by himself (2014-15) and Olie Kolzig (1999-00) ... Set career highs in wins and goals-against average (2.20) ... Tied Olie Kolzig (1997-98: 2.20) for the second-lowest goals-against average in a season in Capitals history (min. 25 games played) ... Posted the third highest save percentage in a season in franchise history (min. 25 games played) ... Ranks tied for sixth in franchise history in games played in a season (66) ... Became the second goaltender in franchise history to post three or more shutouts in four straight seasons (Olie Kolzig: 1997-03) ... Ranked fifth in the NHL in goals-against average,

sixth in saves (1,661) and tied for seventh in save percentage ... Earned his 47th win of the season at COL (4/1), tying Bernie Parent (1973-74) and Roberto Luongo (2006-07) for second place on the NHL's single-season wins list ... Made 21 saves vs. CBJ (3/28) to earn his 46th win of the season ... Stopped all 22 shots he faced to earn his third shutout of the season at NJ (3/25) ... Earned his 42nd win of the season vs. CAR (3/15), setting the Capitals single-season wins record ... Earned his 40th win of the season vs. PIT (3/1), becoming the 13th goaltender in NHL history to post multiple 40-win seasons and is the seventh goaltender in NHL history to record consecutive 40-win seasons ... Stopped 33 shots to earn his 35th win of the season at MIN (2/11) ... Made 32 saves at CBJ (1/19) to earn his 30th win of the season ... Made 20 saves in win vs. NYR (1/17) ... Stopped 29 of 30 shots in win vs. VAN, passing Don Beaupre (128) for second place on the franchise wins list ... Made 34 saves in win at NYI (1/7) ... Named NHL's "Second Star" of December ... Stopped all 31 shots he faced at BUF (12/28) to earn his 22nd career shutout and second shutout of the season ... Stopped 26 shots vs. OTT (12/16) ... Made a season-high 44 saves at PIT (12/14) to extend his point streak to 22 games (11/12-1/14: 20-0-2) ... His 22-game point streak marked the second-longest point streak by a goaltender in franchise history and only the second point streak of 22 or more games in the NHL in the last 20 seasons (Jose Theodore, 2009-10: 20-0-3) ... Made 35 saves in win at TB (12/12) ... Made 21 saves in his 200th NHL game vs. DET (12/8) ... Extended his career-long winning streak to eight games vs. MTL (12/3) ... Named NHL's "Second Star" of November ... Named NHL's "Second Star" for the week ending 11/29 ... Made 32 saves in win at TOR (11/28) ... Stopped 32 shots vs. TB (11/27) ... Won his fifth consecutive game vs. WPG (11/25) ... Stopped 33 shots to earn his first shutout of the season vs. EDM (11/23) ... Stopped 28 of 29 shots in win vs. BOS (11/5) ... Stopped 29 of 30 shots in win vs. CBJ (10/30) ... Made 26 saves to earn his second win of the season vs. CHI (10/15) ... Made 21 saves in win vs. NJ (10/10) ... Posted two shutouts, a 1.72 goals-against average and a .942 save percentage during the postseason ... Stopped all 19 shots he faced to earn his third career playoff shutout in Game 1 of the ECQF vs. PHI (4/14) ... Stopped 41 of 42 shots in Game 2 vs. PHI (4/16) ... His 19 saves in the first period of Game 2 marked the second-most saves in a period by a goaltender in franchise postseason history ... Earned his second career postseason assist (4/30/15 at NYR) in Game 3 at PHI (4/18), passing Don Beaupre for the most assists by a goaltender in franchise postseason history ... Stopped all 26 shots he faced in Game 6 at PHI (4/24) to earn his fourth career playoff shutout and second of the series (Game 1: 19 saves) ... Is the third goaltender in franchise history to record two shutouts in a single playoff series, joining Olie Kolzig (1998 ECSF vs. OTT) and Semyon Varlamov (2009 CQF vs. NYR) ... Is also the second goaltender in franchise history to record a series-clinching shutout, joining Kolzig (29 saves) in Game 5 of the 1998 Eastern Conference semifinals against Ottawa (W, 3-0) ... Stopped 42 of 45 shots in Game 1 of the ECSF vs. PIT (4/28) to earn his 21st career playoff win, passing Olie Kolzig (20) for first place on the franchise postseason wins list ... Played in his 46th career playoff game in Game 6 at PIT (5/10), passing Olie Kolzig (45) for first place on the Capitals postseason games played list. **2014-15:** Set career highs in wins (41), shutouts (9), games played (73), goals-against average (2.22) and save percentage (.923) ... Registered a franchise-record 1,887 saves this season and tied the franchise record in wins, shutouts and games played ... Played in 73 games in 2014-15, tying Olie Kolzig (73, 1999-00) for first place on the franchise single-season games played by a goaltender list ... Ranked first in the NHL in ice time (4,247), games played (73) and saves (1,887), tied for second in shutouts (9) and wins (41), fifth in goals-against average (2.22) and tied for seventh in save percentage (.923) ... Made his 25th consecutive start vs. the Rangers (4/11), marking the most consecutive starts in a season in franchise history ... Earned his 41st win and ninth shutout of season vs. BOS (4/8), tying Olie Kolzig (1999-00) for first place on the Capitals single-season wins list and tying Jim Carey (1995-96) for first place on the franchise single-season shutouts list ... Became only the second goaltender in the NHL's expansion era (since 1967-68) to post three shutouts versus Boston in one season (Cristobal Huet, 2005-06) and the first goaltender in Capitals history to shut out one team three times in one season ... Earned his 100th career win at DET (4/5), becoming the fastest goaltender in franchise history to reach 100 wins (176 games) ... Tallied an assist at MTL (4/2) ... Stopped 32 shots to earn his career-high eighth shutout vs. BOS (3/15) ... Recorded his 30th win and seventh shutout of the season vs. TOR (3/1) ... Earned his career-high sixth shutout of the season vs. LA (2/3) and earned his career-high 24th win of 2014-15, passing his previous career high set in 2012-13 and 2013-14 ... Became the third Capitals goaltender in the last 22 seasons to record a shutout against the defending Stanley Cup champions (Kolzig at COL on March 19, 2002, and Halak against CHI on April 11, 2014) ... Stopped all 27 shots he faced to earn his fifth shutout of the season vs. PIT (1/28), becoming the fifth goaltender since 1977 to register consecutive shutouts against the Penguins, joining Roberto Luongo (Jan. 18 and Feb. 6, 2003), Tomas Vokoun (Nov. 23, 2001 and Feb. 27, 2003), Martin Brodeur (Dec. 21 and 30, 2009), and Michal Neuvirth (Feb. 6 and 21, 2011) ... Appeared in his franchise record 27th consecutive game and made his career-high 21st straight start at NSH (1/16) ... Holtby's



# 70 BRADEN HOLTBY



## vs. the NHL

	GP	Min	SO	W	L	OT	GAA	Sv%
ANA	5	272	0	3	2	0	3.31	.876
ARI	5	300	0	4	1	0	2.40	.908
BOS	16	919	3	14	2	0	1.96	.940
BUF	12	665	1	8	3	1	2.62	.906
CGY	8	391	0	4	2	1	3.07	.889
CAR	18	1056	2	12	6	0	1.93	.940
CHI	10	584	1	7	3	0	2.67	.918
COL	6	359	0	5	1	0	2.34	.917
CBJ	21	1212	1	14	4	2	2.62	.914
DAL	7	310	0	2	4	0	4.06	.865
DET	13	794	1	9	2	2	2.19	.920
EDM	10	608	2	7	2	1	1.78	.939
FLA	13	738	1	10	2	1	2.36	.920
LA	4	239	1	2	1	1	2.51	.911
MIN	10	603	1	8	2	0	2.29	.922
MTL	15	877	2	11	1	2	1.57	.944
NSH	7	354	0	3	2	1	3.56	.880
NJ	20	1210	4	14	3	3	1.93	.927
NYI	21	1244	0	14	4	3	2.46	.919
NYR	21	1191	1	10	9	1	2.42	.920
OTT	12	725	1	8	3	1	2.07	.932
PHI	22	1286	2	9	4	8	2.52	.915
PIT	20	1118	2	8	9	2	2.90	.911
SJ	7	369	0	2	4	0	3.74	.875
STL	7	423	0	7	0	0	1.99	.934
TB	16	872	2	9	3	2	2.75	.910
TOR	13	704	1	8	3	1	2.05	.934
VAN	5	273	1	3	2	0	2.64	.907
VGK	1	60	0	0	1	0	3.01	.893
WPG	15	863	2	10	3	2	2.36	.926

## Playoffs vs. the NHL

	GP	Min	SO	W	L	GAA	Sv%
BOS	7	449	0	4	3	2.33	.940
CBJ	5	313	0	4	1	1.92	.932
NYI	6	368	0	3	3	1.63	.943
NYR	21	1342	2	9	12	1.22	.933
PHI	6	358	2	4	2	0.84	.969
PIT	19	1133	0	9	10	2.44	.912
TB	7	412	2	4	3	2.04	.919
TOR	6	406	0	4	2	2.36	.925
VGK	4	298	0	4	1	2.62	.916

## CAREER HIGHLIGHTS

<b>First NHL Game:</b> 11/5/10 (WSH 5 vs. BOS 3)	<b>Most Saves in a Game:</b> 46 (11/17/13, WSH 4 vs. STL 1)
<b>First NHL Win:</b> 11/5/10 (WSH 5 vs. BOS 3)	<b>Longest Win Streak:</b> 8 (3 times, last: 1/19/17-2/11/17)
<b>First NHL Shutout:</b> 3/9/11 (WSH 5 vs. EDM 0, 22 saves)	<b>Longest Losing Streak:</b> 4 (2/17/18-2/26/18)
<b>Most Shots Faced in a Game:</b> 47 (2 times, last 11/17/13, WSH 4 vs. STL 1)	<b>Shootouts:</b> 21-14 record, 44 GA on 135 attempts

## PLAYOFF CAREER HIGHLIGHTS

<b>Most Shots Faced in a Game:</b> 51 (4/15/17, WSH 3 vs. TOR 4 2OT)
<b>Most Saves in a Game:</b> 47 (2 times, last: 4/15/17, WSH 3 vs. TOR 4 2OT)

## CAREER STATISTICS

Year	Team	League	GP	W	L	OT	MIN	GA	SO	GAA	SA	SPCT	GP	W	L	GAA	SPCT
2005-06	Saskatoon	WHL	1	0	1	0	59	4	0	4.07	53	.925	-	-	-	-	-
2006-07	Saskatoon	WHL	51	17	29	3	2,725	146	0	3.21	1394	.895	-	-	-	-	-
2007-08	Saskatoon	WHL	64	25	29	0	3,632	172	1	2.84	1875	.908	-	-	-	-	-
2008-09	Saskatoon	WHL	61	40	16	4	3,571	156	6	2.62	1732	.910	7	3	4	2.32	.912
2009-10	Hershey	AHL	37	24	8	2	2,146	83	2	2.32	1000	.917	3	2	1	3.60	.857
	South Carolina	ECHL	12	7	2	3	712	35	0	2.95	392	.911	-	-	-	-	-
2010-11	CAPITALS	NHL	14	10	2	2	736	22	2	1.79	332	.934	-	-	-	-	-
	Hershey	AHL	30	17	10	2	1,785	68	5	2.29	845	.920	6	2	4	3.01	.893
2011-12	CAPITALS	NHL	7	4	2	1	361	15	1	2.49	192	.922	14	7	7	1.95	.935
	Hershey	AHL	40	20	15	2	2,322	101	3	2.61	975	.906	-	-	-	-	-
2012-13	CAPITALS	NHL	36	23	12	1	2,089	90	4	2.58	1,123	.920	7	3	4	2.22	.922
	Hershey	AHL	25	12	12	1	1,458	52	4	2.14	712	.932	-	-	-	-	-
2013-14	CAPITALS	NHL	48	23	15	4	2,656	126	4	2.85	1,475	.915	-	-	-	-	-
2014-15	CAPITALS	NHL	*73	41	20	10	4,247	157	9	2.22	*2,044	.923	13	6	7	1.71	.944
2015-16	CAPITALS	NHL	66	*48	9	7	3,841	141	3	2.20	1,802	.922	12	6	6	1.72	.942
2016-17	CAPITALS	NHL	63	*42	13	6	3,680	127	*9	2.07	1,690	.925	13	7	6	2.47	.909
2017-18	CAPITALS	NHL	54	34	16	4	3,068	153	0	2.99	1,648	.907	23	16	7	2.16	.922
NHL/CAPITALS TOTALS			361	225	89	35	20,679	831	32	2.41	10,306	.919	82	45	37	2.04	.929

\* League leader

Vezina Trophy (2016) • Jennings Trophy (2017) • NHL First All-Star Team (2016) • NHL All-Star Game (2016, 2017, 2018) • AHL All-Star Game (2011)

ECHL All-Star Game (2010) • NHL First All-Star Team (2009)

# 70 BRADEN HOLTBY

27 consecutive appearances marked the longest streak by a goaltender in the NHL in 2014-15 ... Stopped all 21 shots he faced vs. PHI (1/14) to earn his fourth shutout of the season and 15th of his career, passing Pat Riggin (14) for second place on the Capitals franchise shutouts list ... Earned his 20th win of the season vs. DET (1/10) ... Played in his 23rd consecutive game at PHI (1/8), passing Wayne Stephenson (22) for the most consecutive games played by a Peeters and Jim Carey (70) for fourth place on the Capitals franchise wins list ... Made a season-high 38 saves in win at CHI (11/7) ... Earned an assist vs. DET (10/29) ... Stopped all 29 shots he faced to earn his 12th career shutout at BOS (10/11) ... Holtby registered one shutout, a 1.71 goals-against average and a .944 save percentage in 13 games during the 2015 playoffs, ranking first in the NHL in goals-against average and save percentage (min. 5 GP) ... His .944 save percentage is the fifth-highest single-postseason save percentage in NHL history (min. 10 GP) ... Made 41 saves in Game 5 at NYR (5/8) ... Stopped 28 shots in Game 4 win vs. NYR (5/6), including a penalty shot in the third period ... Stopped all 30 shots he faced in Game 3 vs. NYR (4/5) to earn his second career playoff shutout ... Made 31 saves in Game 1 victory at NYR (5/2) ... Registered a 1.63 GAA and a .943 save percentage in six games vs. NYI in the first round ... Made 10 saves in Game 7 win vs. NYI (4/27) ... Made 36 saves in Game 4 win at NYI (4/21) ... Made 40 saves in Game 3 at NYI (4/19) ... Missed Game 2 vs. NYI (4/17) due to illness. **2013-14:** Tied his career highs in wins (23) and shutouts (4) ... Ranked tied for third in the NHL in shootout wins (6) ... Earned fourth shutout of season vs. TB (4/13) ... Stopped 36 shots in win at CAR (4/10) ... Made 35 saves in win at NYI (4/5) ... Played in his 100th NHL/Capitals game vs. BOS (3/29) ... Stopped 34 of 36 shots at SJ (3/22) ... Made 40 saves at BOS (3/6) ... Stopped 36 of 38 shots in win at BOS (3/1) ... Stopped 30 of 34 shots in win at FLA (2/27) ... Recorded his third shutout of season vs. NJ (2/8) ... Stopped 34 of 36 shots in win vs. WPG (2/6) ... Registered an assist at CBJ (1/30) ... Stopped all 21 shots he faced to earn his ninth career shutout at MTL (1/25) ... Stopped 34 shots in win vs. NSH (12/7) ... Stopped 37 shots in win at NYI (11/30) ... Stopped 35 shots in win vs. MTL (11/29) ... Stopped 35 shots vs. OTT (11/27) ... Made 36 saves vs. PIT (11/20) ... Made a career-high 46 saves and faced a career-high 47 shots in win vs. STL (11/17) ... Stopped 34 shots and all three shots he faced in the shootout in win at DET (11/15) ... Stopped 33 shots and all three shots he faced in shootout in win vs. MIN (11/7) ... Stopped 34 of 36 shots in win vs. NYI (11/5) ... Earned eighth career shutout and sparred with Ray Emery at PHI (11/1) ... Stopped 30 of 31 shots to earn third consecutive win at EDM (10/24) ... Made 43 saves and faced a career-high 47 shots in win at WPG (10/22) ... Stopped 37 shots in win vs. CBJ (10/19) ... Served as backup in 34 games. **2012-13:** Ranked 4th in NHL in wins (23) ... Earned 23rd win of the season, a career high, on 4/27 vs. BOS ... Won 22nd game of the season on 4/23 vs. WPG ... Made 35 saves for 21st win of the season on 4/20 at MTL ... Won 20th game of the season on 4/16 vs. TOR ... Won 19th game of the season on 4/13 vs. TB ... Stopped career-high 43 shots on 4/11 vs. CAR ... Earned 17th win on 4/6 at FLA ... Made 35 saves for 16th win on 4/4 vs. NYI ... Earned 15th win of the season on 4/2 at CAR ... Won 14th game of the season and added an assist on 3/30 at BUF ... Made 30 saves for 13th win of the season on 3/24 at NYR ... Recorded 12th win of the season on 3/22 at WPG ... Set career high with 11th win of the season and 4th shutout on 3/21 at WPG ... Stopped 29 shots for the win in his 11th consecutive start on 3/7 vs. FLA ... Made 30 saves in 10th consecutive start for the win on 3/5 vs. BOS ... Stopped all 35 shots he faced for his sixth career shutout on 3/2 at WPG ... Made 33 saves for second shutout of the season on 2/26 vs. CAR ... Stopped 21 shots, including second career PS (Bernier), for the win on 2/23 vs. NJ ... Recorded his first shutout of the season and an assist on 2/9 vs. FLA ... Posted a 3-4 record with a 2.22 GAA and .922 SV% in 7 games vs. NYR in the postseason ... Recorded his first career playoff shutout in Game 2 vs. NYR ... Stopped 35 of 36 shots during Game 1 vs. NYR. **2011-12:** Made 35 saves for his 4th win of the season and was named First Star on 4/7 at NYR ... Came on in relief of Michal Neuvirth and made 12 saves for the win on 4/5 vs. FLA ... Recorded first shutout of season and was the game's First Star on 3/25 vs. MIN ... Stopped 27 of 28 shots in shootout loss to PHI on 3/22 ... Made 30 saves for first win of the season on 3/19 at DET ... Recalled on 3/18 from Hershey (AHL) ... 20-15-2 with a 2.61 GAA and a .906 SV% in 40 games with Hershey at the time of recall ... Finished 5th in the NHL in postseason wins, 3rd in goals-against average and save percentage and 5th in playoff minutes (922) and saves (429) ... Became just the third goaltender to own a .920 save percentage and 2.00 goals-against average or better (in a minimum of 13 games played) in the playoffs at age 22 or younger (Martin Brodeur and Patrick Roy) ... Went all 14 postseason games without suffering back-to-back losses ... Set a Capitals rookie record with 14 playoff games and tied a rookie record with seven wins in a single postseason ... Became the third rookie goaltender to defeat the defending Stanley Cup champions in a playoff series (Montreal's Ken Dryden and Calgary's Mike Vernon), defeating Boston in seven games in the ECQF ... Became the seventh rookie goaltender to post an overtime win in Game 7 of a playoff series and the first since Buffalo's Steve Shields defeated Ottawa in 1997 ... Earned his second career NHL playoff win in Game 4 of the quarterfinals against Boston, stopping 44 of the 45 shots he faced ... His 44 saves were the second-most in the expansion era in a regulation playoff win for a rookie goaltender since Ken Dryden made 46 stops for Montreal in a 4-2 win against Boston on April 16, 1971. **2010-11:** Named NHL's First Star of the Week for the week ending 3/13, going 4-0-0 with a 1.05 goals-against average, .965 save percentage and one shutout ... Won his last five starts ... Recorded an 18-save shutout in an emergency start 3/26 at MTL ... His assist on Marcus Johansson's first period, power-play goal on 3/15 at MTL was the only assist for a Washington goaltender and the first since Jose Theodore assisted on an Alexander Semin power-play goal in a 5-4 overtime loss to OTT on 3/30 ... Set single-game career high with 40 saves 3/11 vs. CAR ... Made 22 saves for his first career shutout 3/9 vs. EDM ... Went 5-0-1 in five games from 1/20 to 3/11, stopping 170 of 174 shots (.978)

... Ranked tied for eighth in the AHL in goals-against average (2.29) and 11th in save percentage (.920) ... Tied for sixth in the league with five shutouts ... Was named to the Eastern Conference AHL All-Star Team but did not play. **2009-10:** Dressed in five games as the Capitals backup goaltender ... Split his first professional season between Hershey (AHL) and South CAR (ECHL) ... Played in the 2009-10 ECHL All-Star Game ... Led Hershey in wins with a 24-8-2 record ... Ranked fourth in the AHL, first among rookies, with a 2.32 goals-against average ... His .917 save percentage was 10th in the league and led all rookies ... Won nine games in a row from 12/12—1/9, holding opponents to one goal five times and two goals three times in that stretch ... Had a season-high 44 saves in a 5-3 win 3/17 at Binghamton ... Posted a 7-2-1-2 mark for South CAR ... Made three playoff starts for Hershey, winning two ... Both wins came in overtime.

## Junior Career

**2008-09:** Played 61 games for Saskatoon (WHL), ranking second in the league in wins (40) and tied for third in shutouts (six) ... Named the WHL's Eastern Conference Goaltender of the Year and was a finalist for WHL Goaltender of the Year ... Finished eighth in the WHL with a 2.62 GAA and finished seventh with a .910 save percentage ... Had a 10-game winning streak from 1/13—2/8 and a nine-game winning streak from 10/4—10/28 ... Registered 159 minutes of shutout hockey from 12/27—1/3, including back-to-back shutouts ... Finished the playoffs with a 2.32 GAA and a .912 save percentage ... Allowed only one goal in three of his seven playoff games ... Joined Hershey at the end of the Blades' season and was a backup for one game in the Calder Cup run. **2007-08:** Played in 64 games for Saskatoon ... Finished 15th in the WHL with a .908 save percentage while facing the second-most shots of any goaltender (1,875) ... Ranked fourth among North American goaltenders in the 2008 NHL Entry Draft by Central Scouting. **2006-07:** Led Saskatoon with 17 wins ... Recorded a four-game winning streak (12/15—1/5) ... Ranked second among rookie goaltenders in the WHL with a 3.21 GAA. **2005-06:** Stopped 49 shots in his debut with Saskatoon.

## International Career

**2016:** Represented Canada in the World Cup of Hockey.

## NHL Transactions

Selected by Washington in the fourth round, 93rd overall, in the 2008 NHL Draft.

## Twitter

@Holts170

## 2017-18 Analytics

Holtby's 85.71 high-danger save percentage in the playoffs was the highest by a Stanley Cup-winning goaltender since Tim Thomas in 2011.



# 70 BRADEN HOLTBY







# MICHAL KEMPNY

# 6

Defenseman • Height: 6'1" • Weight: 195 • Shoots: Left

Born: September 8, 1990 (Hodonin, Czech Republic)

Acquired: From Chicago for Washington's third-round choice in the 2018 NHL Draft, February 19, 2018

## 2017-18:

Set career highs in games played (53), plus/minus, (+14), shots (82), time on ice (843), blocked shots (82) and takeaways (9) ... Ranked fourth in time on ice (303) among Capitals defensemen since March 1 ... Scored his first Capitals goal vs. CAR (3/30), marking his first Capitals point ... Made his Capitals debut at FLA (2/22) ... Registered five points (2g, 3a) in 24 playoff games ... Scored a goal in Game 4 of the SCF vs. VGK (6/4) ... Scored a goal in Game 1 of the ECF at TB (5/11) ... Recorded an assist in Game 5 of the ECQF vs. CBJ, marking his first career playoff point.

## Career

**2016-17:** Notched eight points (2g, 6a) in 50 regular-season games with the Blackhawks in his first North American campaign ... Made his NHL debut on Oct. 12 vs. STL ... Notched his first career NHL point with an assist at CGY on Nov. 18 ... Notched his first career multi-point game (1g, 1a), along with his first career NHL goal, on Dec. 30 at CAR ... Registered points in a career-long three straight games (2g, 2a) from Dec. 30-Jan. 5, including goals in back-to-back games ... Made his Stanley Cup Playoffs debut in Game 4 of the WCQF vs. NSH on April 20.

## European Career

**2015-16:** Made his KHL debut, tallying 21 points (5g, 16a) in 59 regular-season games with Avangard Omsk ... His 21 points paced club defensemen and ranked seventh overall on the team ... Led Avangard blueliners with 117 shots on goal ... Averaged 22:17 of ice time ... Skated in 11 postseason contests for Avangard, posting two helpers. **2014-15:** Skated in 43 regular-season games for HC Kometa Brno in the Czech Extraliga ... Served as an alternate captain ... Led team defensemen with eight goals and 21 helpers ... His 29 points were fifth on the club ... Competed in two playoff games, netting one goal. **2013-14:** Recorded seven goals and eight helpers in 51 regular-season games with Kometa Brno ... Shared third among club blueliners with 15 points ... Shared the team lead among defensemen with six points (2g, 4a) in 18 postseason tilts. **2012-13:** Notched five goals and nine assists in 51 regular-season tilts on loan with Slavia Praha of the Czech Extraliga ... Skated in 11 postseason games, finishing second among club blueliners with four points (1g, 3a). **2011-12:** Split the season between Kometa Brno and Havlickuv Brod ... Competed in 23 regular-season games with Kometa Brno ... Registered one goal and one assist ... Skated in three regular-season games with Havlickuv Brod ... Skated in three playoff tilts with Kometa Brno's U20 team, tallying two helpers. **2010-11:** Split the season between Kometa Brno and Havlickuv Brod of the Czech second division ... Held scoreless in 21 regular-season games with Kometa Brno, logging 14 penalty minutes ... Also played one regular-season game with Kometa Brno U20 ... Collected seven points (3g, 4a) and 26 PIM in 32 regular-season games with Havlickuv Brod ... Tallied seven points (1g, 6a) in 14 playoff games with Havlickuv Brod. **2009-10:** Split the season between Kometa Brno and Horacka Slavia Trebic of the Czech second division ... Did not record a point in 24 regular-season games for Kometa Brno ... Netted one goal for Kometa Brno in the regulation playoffs ... Tallied three points (2g, 1a) and 34 penalty minutes in eight games with Kometa Brno's U20 squad ... Scored one goal in eight regular-season games with Horacka Slavia Trebic ... Added three points (2g, 1a) and 32 penalty minutes in 11 playoff tilts. **2008-09:** Split the season between Kometa Brno of the Czech second division and SHK Hodonin of the Czech third division ... Posted one goal in 18 regular-season games with Kometa Brno ... Added one tally in 14 playoff games ... Played in 23 regular-season games with Kometa Brno's U20 team, picking up seven points (2g, 5a) and 91 penalty minutes ... Appeared in one regular-season matchup with SHK Hodonin. **2007-08:** Skated in one regular-season game for HK 36 Skalica of the Slovak Extraliga ... Also totaled six goals and 25 assists in 51 regular-season appearances for Skalica at

the U18 and U20 levels.

## International Career

Collected two goals and one helper in eight games with the Czech Republic at the 2017 IIHF World Championship in Cologne, Germany, and Paris, France ... Skated in three games for the Czech Republic at the 2016 World Cup of Hockey ... Tallied two helpers in eight games with the Czech Republic at the 2016 IIHF World Championship in Moscow and St. Petersburg, Russia ... Represented his country at the 2010 U20 World Championship in Saskatchewan, where he recorded two assists in six games ... Posted two assists in five tilts with the Czech Republic at the 2008 U18 Division 1 World Championship.

## NHL Transactions

Signed with Chicago as a free agent May 24, 2016 ... Acquired by Washington in exchange for a third-round pick in the 2018 NHL Draft, February 19, 2018.

## 2017-18 Analytic

Kempny's 5.65 blocked shots per 60 minutes of play at five-on-five led Capitals defensemen.

# 6 MICHAL KEMPNY



## vs. the NHL

	GP	G	A	P	PIM
ANA	3	0	0	0	0
ARI	1	0	0	0	0
BOS	1	0	0	0	0
BUF	3	0	2	2	2
CGY	3	0	1	1	0
CAR	3	2	1	3	0
COL	5	0	3	3	2
CBJ	3	0	0	0	4
DAL	5	0	0	0	2
DET	4	0	0	0	0
EDM	4	0	0	0	4
FLA	1	0	0	0	0
LA	3	0	0	0	0
MIN	7	0	1	1	0
MTL	4	0	0	0	0
NSH	9	0	0	0	2
NJ	4	1	1	2	6
NYI	4	0	0	0	2
NYR	4	0	0	0	2
OTT	2	0	1	1	6
PHI	4	0	0	0	2
PIT	3	0	1	1	0
SJ	1	0	0	0	0
STL	6	1	0	1	2
TB	2	0	0	0	2
TOR	4	0	0	0	0
VAN	3	0	1	1	4
VGK	1	0	0	0	0
WSH	2	0	1	1	0
WPG	6	1	0	1	2

## Playoffs vs. the NHL

	GP	G	A	P	PIM
CBJ	6	0	1	1	0
NSH	1	0	0	0	0
PIT	6	0	0	0	4
TB	7	1	0	1	6
VGK	5	1	2	3	0

## CAREER HIGHLIGHTS

### First NHL Game:

10/12/16 (CHI 2 vs STL 5)

### First NHL Goal:

12/30/16 (CHI 2 at CAR 3)

### First NHL Assist:

11/18/16 (CHI 3 at CGY 2)

### Most Goals in a Game:

1 (5 times, last: 4/7/18, WSH 5 vs NJ 3)

### Most Assists in a Game:

2 (10/28/17, CHI 3 at COL 6)

### Most Points in a Game:

1 (3 times, last: 4/7/18, WSH 5 vs NJ 3)

### Most Shots in a Game:

6 (11/4/17, CHI 2 at MIN 0)

### Most PIM in a Game:

4 (2 times, last: 3/28/18, WSH 3 vs NYR 2 OT)

### Most Ice Time in a Game:

21:05 (2/13/18, CHI 2 at VGK 5)

### Multiple Point Games:

3 (last: 4/7/18, WSH 5 vs NJ 3)

### Longest Goal Streak:

2 (12/30/16-1/2/16)

### Longest Assist Streak:

2 (2 times, last: 1/9/18-1/10/18)

### Longest Point Streak:

3 (12/30/16-1/5/17, 2G-2A)

### Penalty Shots: None

### Shootouts: None

## PLAYOFF CAREER HIGHLIGHTS

### Most Goals in a Game:

1 (2 times, last: 6/4/18, WSH 6 vs VGK 2)

### Most Assists in a Game:

1 (3 times, last: 5/30/18, WSH 3 VGK 2)

### Most Points in a Game:


1 (5 times, last: 6/4/18, WSH 6 vs VGK 2)

## CAREER STATISTICS

Year	Team	League	GP	G	A	Pts	PIM	+/-	PP	SH	GW	S	GP	G	A	Pts	PIM
2007-08	HK Skalica U18	Slovakia U18	14	5	12	17	36	-	-	-	-	-	-	-	-	-	-
	HK Skalica U20	Slovakia U20	37	1	13	14	68	4	-	-	-	-	-	-	-	-	-
	HK 36 Skalica	Slovakia	1	0	0	0	0	-2	-	-	-	-	-	-	-	-	-
	Czech Republic	WJC-18 D1	5	0	2	2	0	7	-	-	-	-	-	-	-	-	-
2008-09	HC Kometa Brno U20	Czech U20	23	2	5	7	91	-10	-	-	-	-	-	-	-	-	-
	HC Kometa Brno	Czech2	18	1	0	1	6	4	-	-	-	-	14	1	0	1	6
	SHK Hodonin	Czech3	1	0	0	0	0	-	-	-	-	-	-	-	-	-	-
2009-10	HC Kometa Brno U20	Czech U20	8	2	1	3	34	7	-	-	-	-	-	-	-	-	-
	HC Kometa Brno	Czech	24	0	0	0	18	-13	-	-	-	-	-	-	-	-	-
	SK Horacka Slavia Trebic	Czech2	8	1	0	1	14	-8	-	-	-	-	11	2	1	3	32
	Czech Republic	WJC-20	6	0	2	2	0	-1	-	-	-	-	-	-	-	-	-
2010-11	HC Kometa Brno U20	Czech U20	1	0	0	0	0	1	-	-	-	-	-	-	-	-	-
	HC Kometa Brno	Czech	21	0	0	0	14	-9	-	-	-	-	-	-	-	-	-
	HC Havlickuv Brod	Czech2	32	3	4	7	26	8	-	-	-	-	14	1	6	7	16
2011-12	HC Kometa Brno U20	Czech U20	0	0	0	0	0	-	-	-	-	-	3	0	2	2	2
	HC Kometa Brno	Czech	23	1	1	2	14	-8	-	-	-	-	-	-	-	-	-
	HC Havlickuv Brod	Czech2	3	0	0	0	2	1	-	-	-	-	-	-	-	-	-
2012-13	HC Slavia Praha	Czech	51	5	9	14	32	15	-	-	-	-	11	1	3	4	12
2013-14	HC Kometa Brno	Czech	51	7	8	15	74	10	-	-	-	-	18	2	4	6	20
2014-15	HC Kometa Brno	Czech	43	8	21	29	94	19	-	-	-	-	2	1	0	1	2
2015-16	Avangard Omsk	KHL	59	5	16	21	46	18	-	-	-	-	11	2	2	4	12
2016-17	Chicago	NHL	50	2	6	8	22	1	-	-	-	-	1	0	0	0	0
	Czech Republic	World Cup	3	0	0	0	2	-4	-	-	-	-	-	-	-	-	-
2017-18	Chicago	NHL	31	1	6	7	12	13	-	-	-	-	-	-	-	-	-
	CAPITALS	NHL	22	2	1	3	14	1	0	0	0	32	24	2	3	5	10
NHL TOTALS			103	5	13	18	48	15	0	0	0	149	25	2	3	5	10
CAPITALS TOTALS			22	2	1	3	14	1	0	0	0	32	-	-	-	-	-

World Junior Championship U18 (D1|A) Gold Medal (2008)





# EVGENY KUZNETSOV

ehv-GEH-nee  
kooz-neht-SAWF

# 92

Center • Height: 6'2" • Weight: 204 • Shoots: Left

Born: May 19, 1992 (Chelyabinsk, Russia)

Drafted: Capitals' first-round choice, 26th overall, in the 2010 NHL Draft

## 2017-18:

Recorded career highs in goals (27), points (83) and time on ice (1486) ... Led the Capitals in assists (56) and game-winning goals (8) ... Ranked second on the team in goals (27) and points (83) ... Registered three points (2g, 1a) vs. NSH (4/5), marking his fifth multi-goal game of the season ... Earned two points (1g, 1a) vs. NYR (3/28), including the game-winning goal in OT ... Scored a shorthanded goal at NYR (3/26) ... Scored two power play goals at MTL (3/24) ... Missed two games due to injury (3/18-3/20) ... Recorded two points (1g, 1a) vs. WPG (3/12), including the game-winning goal in OT ... Recorded three points (1g, 2a) vs. TOR (3/3) ... Earned three assists at NYI (3/15), marking his fifth three-assist game of the season ... Scored two goals vs. OTT (2/27), including the game-winning goal ... Registered four points (1g, 3a) vs. BUF (2/24), marking his second four point-game of the season ... Posted a career-best eight-game point streak (1/25-2/13: 2g, 9a) ... Registered two points (1g, 1a) at ARI (12/22) ... Recorded three assists vs. COL (12/12) ... Scored two goals vs. LA (11/30) ... Tallied three points (1g, 2a) vs. OTT (11/22) ... Tallied two points (1g, 1a) vs. MIN (11/18) ... Recorded his 200th NHL point vs. ARI (11/6) ... Scored two goals at EDM (10/28) ... Recorded four assists vs. MTL (10/7) ... Earned three assists at OTT (10/5) ... Led NHL with 32 points (12g, 20a) in 24 playoff games ... Became the fifth NHL player since 1997 to register 30 or more points in a single postseason ... Recorded seven multi-point games ... Recorded four assists in Game 4 of the SCF vs. VGK, matching a single-game Stanley Cup Final record ... Recorded an 11-game point streak (5/3-5/28, 6g, 10a), setting a franchise playoff record ... Scored the series-clinching goal in OT in Game 6 of the ECSEF at PIT (5/7) ... Registered four points (1g, 3a) in Game 4 of the ECQF at CBJ (4/19).

## Career

**2016-17:** Played in all 82 games for the second consecutive season and the second time in his career ... Ranked second on the team in assists (40) and third in points (59) ... Tallied an assist at BOS (4/8) ... Recorded two points (1g, 1a) vs. NYR (4/5) ... Earned two points (1g, 1a) at COL (3/29) ... Scored a goal vs. CGY (3/21) ... Scored a PPG vs. MIN (3/14) ... Recorded an assist at ANA (3/12) ... Earned an assist vs. NJ (3/2) ... Tallied two assists at NYR (2/28) ... Scored a goal at NSH (2/25) ... Scored two goals at PHI (2/22) ... Tallied an assist at NYR (2/19) ... Earned an assist vs. DET (2/9) ... Scored a goal vs. CAR (2/7) ... Recorded an assist vs. LA (2/5) ... Tallied two points (1g, 1a) vs. BOS (2/1) ... Earned two points (1g, 1a) at NYI (1/31) ... Scored two goals at NJ (1/26) ... Recorded two points (1g, 1a) vs. CAR (1/23) ... Tallied an assist at DAL (1/21) ... Earned two points at STL (1/19) ... Tallied an assist at PIT (1/16) ... Earned an assist vs. PHI (1/15) ... Tallied an assist vs. PIT (1/11) ... Earned two points (1g, 1a) at MTL (1/9) ... Tallied two assists vs. CBJ (1/5) ... Registered four points (1g, 3a) vs. TOR (1/3) ... Earned an assist at NJ (12/31) ... Recorded an assist at NYI (12/27) ... Earned an assist at CAR (12/16), extending his career-long assist streak to six games ... Registered two assists at NYI (12/13) ... Earned his 100th NHL/Capitals assist vs. VAN (12/11) ... Earned two assists vs. BOS (12/7) ... Recorded an assist vs. BUF (12/5) ... Played his 200th NHL/Capitals game at TOR (11/26) ... Earned two points (1g, 1a) vs. STL (11/23) ... Scored a goal at CAR (11/12) ... Tallied two assists at WPG (11/1) ... Earned an assist at VAN (10/29) ... Earned an assist vs. NYR (10/22) ... Scored a goal at FLA (10/20) ... Set career highs in playoff assists (five) and points (10) in 13 playoff games. **2015-16:** Led the team in points this season (77), becoming the first player other than Alex Ovechkin or Nicklas Backstrom to lead the Capitals in points since 2003-04 (Robert Lang: 74) ... Also led the team in assists (57) and plus/minus (+27) ... Ranked fourth in the NHL in assists and tied for ninth in points ... Ranked tied for sixth in the League in plus/minus and tied for 10th in overtime goals (2) ... Led the NHL in primary assists (43) ... Ranked second in the NHL in assists per 60 minutes (2.39) and ranked fourth in points per 60 minutes (3.24) ... Ranked tied for first in the League in three-assist games (4), third in multi-assist games (13), tied for fourth in three-point

games (8) and tied for 12th in multi-point games (19) ... Is the seventh player in franchise history to register at least 20 goals and 57 assists in a season and the first since Ovechkin (50g, 59a) and Backstrom (33g, 68a) in 2009-10 ... Is the first player other than Ovechkin or Backstrom to post 20 goals and 57 assists in a season since Dale Hunter in 1992-93 (20g, 59a) ... Is the 10th player in franchise history and the seventh Russian born player in NHL history to record 57 or more assists in a season ... Earned an assist at STL (4/9) ... Tallied an assist vs. PIT (4/7) ... Earned an assist at COL (4/1) ... Tallied an assist at PHI (3/30) ... Earned three assists vs. NSH (3/18) ... Tallied an assist vs. CAR (3/15) ... Earned an assist at SJ (3/12) ... Tallied an assist at LA (3/9) ... Earned an assist at ANA (3/7) ... Tallied an assist vs. TOR (3/2) ... Scored a goal vs. PIT (3/1) ... Scored a goal at CHI (2/28) ... Tallied an assist vs. MIN (2/26) ... Earned two points (1g, 1a) vs. ARI (2/22) ... Registered two points (1g, 1a) vs. NJ (2/20) ... Earned an assist at NYI (2/18) ... Scored the GWG with 2:02 remaining in the third period vs. LA (2/16) ... Earned two assists at DAL (2/13) ... Tallied an assist, marking his 100th Capitals point at NSH (2/9) ... Became the sixth Capitals player since 1987-88 to earn 100 career points before 150 games played ... Earned an assist vs. PHI (2/7) ... Tallied an assist at NJ (2/6) ... Earned two assists vs. FLA (2/2) ... Named NHL's "First Star" of January ... Tallied an assist vs. PHI (1/27) ... Earned a career-high four assists at CBJ (1/19) ... Tallied three assists vs. NYR (1/17) ... Earned three points (2g, 1a) vs. VAN (1/14) ... Tallied an assist vs. OTT (1/10) ... Earned two points (1g, 1a) at BOS (1/5) ... Tallied two points (1g, 1a) at CBJ (1/2) ... Earned two assists vs. BUF (12/30) ... Scored a goal vs. MTL (12/26) ... Earned two points (1g, 1a) at NYR (12/20) ... Scored a goal at TB (12/12) ... Tallied an assist vs. DET (12/8) ... Recorded two assists vs. TB (11/27) ... Earned three points (1g, 2a) vs. WPG (11/25) ... Recorded his fourth career three-point game (1g, 2a) vs. COL (11/21) ... Scored his second OT goal of the season at DET (11/18) ... Registered two assists at PHI (11/12) ... Earned an assist and won 9 of 14 faceoffs vs. TOR (11/7) ... Tallied an assist vs. BOS (11/5) ... Scored his second career overtime goal at FLA (10/31) ... Scored a goal vs. PIT (10/28), extending his point streak to four games (10/28) ... Named NHL's "First Star" for the week ending 10/25 ... Registered a career-high five points (3g, 2a) and earned his first career hat trick at EDM (10/23) ... Registered an assist at VAN (10/22) ... Tied his career high with three assists at CGY (10/20) ... Earned two assists in his 100th Capitals game vs. CHI (10/15) ... Won 11 of 20 faceoffs (55.0%) vs. NJ (10/10) ... Scored a power-play goal in Game 3 of the ECQF at PHI (4/18) ... Earned an assist in Game 2 of the ECSEF vs. PIT (4/30). **2014-15:** Earned the most points (37) by a Capitals rookie since John Carlson (37) in 2010-11 ... Became the 13th rookie in franchise history to earn 25 assists in a season ... Scored on four consecutive shootout attempts in 2014-15, matching the longest streak in the NHL this season ... Led all Capitals rookies in goals (11), assists (26), points (37) and games played (80) ... Ranked eighth among NHL rookies in assists (26) and ninth in points (37) ... Tallied an assist vs. BOS (4/8) ... Scored a goal at DET (4/5) ... Earned two assists vs. CAR (3/31) ... Scored a goal at MIN (3/19) ... Scored a goal at BUF (3/16) ... Tallied two points (1g, 1a) vs. DAL (3/13) ... Earned two assists vs. ANA (2/6) ... Scored a goal at OTT (2/5) ... Earned two points at CBJ (1/27) ... Tallied an assist at TOR (1/7) ... Earned an assist at PIT (12/27) ... Scored a goal at NYR (12/23) ... Scored a PPG at NJ (12/6) ... Tallied two points (1g, 1a) vs. NYI (11/28), marking his second-career multi-point game ... Tallied an assist vs. ARI (11/2) ... Scored his first goal of the season vs. DET (10/29) ... Earned an assist vs. NJ (10/16) ... Earned an assist vs. SJ (10/14) ... Led NHL rookies in playoff goals (5) and ranked tied for third among NHL rookies in playoff points (7) ... Made his NHL playoff debut in Game 1 of the ECQF vs. NYI (4/15) ... Scored two goals and added an assist in Game 5 of the ECQF vs. NYI (4/23), marking his first three career playoff points ... Became the second player in franchise history to record his first three playoff points in the same game, joining Sergei Gonchar (5/6/95 at PIT: 2g, 1a) ... Became the fourth rookie in franchise history to score two goals in a playoff game, joining Marcus Johansson (4/20/11 at NYR: 2g), Richard Zednik (5/28/98 at BUF: 2g, 1a) and Sergei



# 92 EVGENY KUZNETSOV



## vs. the NHL

	GP	G	A	P	PIM
ANA	9	1	4	5	2
ARI	8	2	5	7	6
BOS	13	3	11	14	4
BUF	12	3	7	10	6
CGY	8	1	3	4	4
CAR	16	3	6	9	16
CHI	8	2	3	5	2
COL	8	3	8	11	6
CBJ	18	4	11	15	8
DAL	8	1	4	5	4
DET	11	3	4	7	0
EDM	8	5	2	7	4
FLA	12	2	4	6	4
LA	10	4	5	9	6
MIN	8	3	3	6	2
MTL	12	4	7	11	8
NSH	9	3	7	10	2
NJ	17	5	8	13	2
NYI	18	3	11	14	10
NYR	17	5	12	17	12
OTT	12	4	7	11	8
PHI	15	2	9	11	2
PIT	19	3	8	11	2
SJ	9	0	3	3	6
STL	9	2	4	6	8
TB	13	1	5	6	8
TOR	13	2	9	11	6
VAN	9	4	7	11	2
VGK	2	0	1	1	0
WPG	8	2	6	8	6

## Playoffs vs. the NHL

	GP	G	A	P	PIM
CLB	6	4	4	8	8
NYI	7	3	1	4	2
NYR	7	2	1	3	6
PHI	6	1	0	1	2
PIT	19	7	7	14	16
TB	7	4	6	10	2
TOR	6	1	2	3	2
VGK	5	1	7	8	2

## CAREER HIGHLIGHTS

### First NHL Game:

3/10/14 (WSH 2 vs PIT 3)

### First NHL Goal:

3/25/14 (WSH 4 vs LA 5 SO, Quick)

### First NHL Assist:

3/14/14 (WSH 4 vs VAN 3)

### Most Goals in a Game:

3 (10/23/15, WSH 7 at EDM 4)

### Most Assists in a Game:

4 (2 times, last: 10/7/17 WSH 6 vs MTL 1)

### Most Points in a Game:

5 (10/23/15 WSH 7 at EDM 4, 3G-2A)

### Most Shots in a Game:

9 (4/5/16, WSH 3 vs NYI 4 OT)

### Most PIM in a Game:

4 (7 times, last: 1/2/18, WSH 5 at CAR 4)

### Most Ice Time in a Game:

23:59 (10/17/17, WSH 0 vs TOR 2)

### Multiple Point Games:

64 (last: 4/5/18, WSH 3 vs NSH 4, 2G-1A)

### Longest Goal Streak:

3 (7 times; last: 3/24/18-3/28/18, 4G)

### Longest Assist Streak:

8 (1/25/18-2/13/18, 9A)

### Longest Point Streak:

8 (1/25/18-2/13/18, 2G-9A)

### Penalty Shots: 0/1

Shootouts: 13/31

## PLAYOFF CAREER HIGHLIGHTS

### Most Goals in a Game:

2 (2 times, last: 4/12/18, WSH 3 vs CBJ 4 OT)

### Most Assists in a Game:

4 (6/4/18, WSH 6 vs VGK 2)

### Most Points in a Game:

4 (2 times, last: 6/4/18, WSH 6 vs VGK 2, 4A)

## CAREER STATISTICS

Year	Team	League	GP	G	A	Pts	PIM	+/-	PP	SH	GW	S	GP	G	A	Pts	PIM
2009-10	Chelyabinsk	KHL	35	2	7	9	10	-	-	-	-	-	4	1	0	1	0
	Russia U18	WJC-18	7	5	7	12	6	-	-	-	-	-	-	-	-	-	-
	Russia U20	WJC-20	6	2	0	2	10	-	-	-	-	-	-	-	-	-	-
2010-11	Chelyabinsk	KHL	44	17	15	32	30	-	-	-	-	-	-	-	-	-	-
	Russia U20	WJC-20	7	4	7	11	4	-	-	-	-	-	-	-	-	-	-
2011-12	Chelyabinsk	KHL	49	19	22	41	30	5	-	-	-	-	12	7	2	9	10
	Russia U20	WJC-20	7	6	7	13	4	6	-	-	-	-	-	-	-	-	-
	Russia	WC	10	2	4	6	4	3	-	-	-	-	-	-	-	-	-
2012-13	Chelyabinsk	KHL	51	19	25	44	42	-1	-	-	-	-	25	5	6	11	28
	Russia	EHT	9	2	2	4	8	1	-	-	-	-	-	-	-	-	-
	Russia	WC	3	1	0	1	2	1	-	-	-	-	-	-	-	-	-
2013-14	CAPITALS	NHL	17	3	6	9	6	-2	0	1	0	22	-	-	-	-	-
	Chelyabinsk	KHL	31	8	13	21	12	-10	-	-	-	-	-	-	-	-	-
	Russia	WC	10	1	1	2	4	3	0	0	0	8	-	-	-	-	-
2014-15	CAPITALS	NHL	80	11	26	37	24	10	4	0	1	127	14	5	2	7	8
2015-16	CAPITALS	NHL	82	20	57	77	32	27	5	0	4	193	12	1	1	2	8
	Russia	WC	6	1	1	2	0	4	0	0	1	16	-	-	-	-	-
2016-17	CAPITALS	NHL	82	19	40	59	46	18	3	0	4	170	13	5	5	10	8
	Russia	WCup	4	2	0	2	6	0	-	-	-	-	-	-	-	-	-
	Russia	WC	5	1	2	3	6	0	-	-	-	-	-	-	-	-	-
2017-18	CAPITALS	NHL	79	27	56	83	48	3	7	1	8	187	24	12	20	32	16
NHL/CAPITALS TOTALS			340	80	185	265	156	56	19	2	17	699	63	23	28	51	40

NHL All-Star Game (2016) • KHL All-Star Game (2011, 2012, 2013, 2014) • World U18 Championship First Team All-Star (2010) • World Junior Championship First Team All-Star (2011) • World Junior Championship First Team All-Star (2012) • World Junior Championship Best Forward (2012) • World Junior Championship MVP (2012)



# 92 EVGENY KUZNETSOV

Gonchar (5/6/95 at PIT: 2g, 1a) ... Is the third rookie in Capitals playoff history to record three points in a game, joining Zednik and Gonchar ... Scored the game-winning goal with 7:18 remaining in the third period in Game 7 of the ECQF vs. NYI (4/27) ... Became the first rookie in Capitals playoff history to score a series-clinching goal in a Game 7 and is one of six rookies in NHL history to score the game-winning goal in a Game 7 decided by a one-goal margin ... The others are Toronto's Gerry Ehman in 1953 (at Boston), Montreal's Claude Lemieux in 1986 (vs. Hartford in OT), Calgary's Perry Berezan in 1986 (at Edmonton), Dallas' Roman Lyashenko in 2000 (vs. Colorado) and New Jersey's Adam Henrique in 2012 (vs. Florida in 2OT) ... Scored a goal in Game 2 of the ECSF at NYR (5/2) ... Earned two points (1g, 1a) in Game 6 of the ECSF vs. NYR (5/10). **2013-14:** Earned an assist vs. CHI (4/11) ... Scored a goal at NYI (4/5) ... Scored a goal vs. BOS (3/29) ... Scored his first NHL goal, a shorthanded goal to tie the game with 42 seconds remaining in the third period, vs. LA (3/25) ... Scored a goal in the shootout at SJ (3/22) ... Recorded an assist at LA (3/20) ... Earned an assist vs. TOR (3/16) ... Registered three assists, his first three NHL points vs. VAN (3/14) ... Recorded 10:22 of ice time in his NHL/Capitals debut vs. PIT (3/10) ... Signed an entry-level deal with WSH on March 8.

## European Career

**2013-14:** Played in 31 games with Chelyabinsk Traktor of the Kontinental Hockey League (KHL), recording 21 points (eight goals, 13 assists) and 12 penalty minutes ... Ranked fourth on the team in points and assists. **2012-13:** Recorded 19 goals and 25 assists in 51 games with Chelyabinsk ... Ranked fifth in scoring in the KHL. **2011-12:** Led Chelyabinsk team in points and 2nd in goals ... Was named a KHL All-Star. **2010-11:** Led Chelyabinsk in points and second in goals and assists.

## International Career

Has represented Russia at five World Championships (2012, 2013, 2014, 2016, 2017), two World Junior Championships (2011, 2012) two World U18 Championships (2009, 2010) and a World Cup. 2017: Scored one goal and two assists in five games at the World Championships, winning a bronze medal. 2016: Won a bronze medal with Russia at the 2016 IIHF World Championship in Russia ... Earned two points (1g, 1a) in six games ... Scored two goals in four games at the World Cup for Russia. 2014: Won a gold medal with Russia at the 2014 IIHF World Championship ... Registered two points (1g, 1a) in 10 games at the tournament 2013: Scored one goal in three games at the World Championship. 2012: Captained Russia to a silver medal at the World Junior Championship and was named to the tournament all-star team, tournament's best forward, one of the top-3 best players on his team and won the tournament MVP ... Led all players in tournament scoring ... T-6th on the team in scoring during the World Championship and helped Russia win the gold medal. 2011: Won a gold medal with Russia at the World Junior Championship while being named to the tournament's all-star team and one of Russia's top players ... Recorded three assists in the gold medal-clinching game versus Canada. 2010: Represented Russia at the World Junior Championship ... Captained Russia's Under-18 World Championship squad. 2009: Won a silver medal at the Under-18 World Championship.

## NHL Transactions

Selected by Washington in the first round, 26th overall, in the 2010 NHL Draft.

## Twitter

@Kuzya92


## 2017-18 Analytic

Kuznetsov's 1.1 primary assists per 60 minutes of play at five-on-five led the Capitals.









# MATT NISKANEN

NIHS-kah-nehn

# 2

Defenseman • Height: 6'1" • Weight: 203 • Shoots: Right  
Born: December 6, 1986 (Virginia, Minnesota)  
Drafted: Dallas' first-round choice, 28th overall, in the 2005 NHL Draft  
Acquired: Signed as a free agent, July 1, 2014

## 2017-18

Led the Capitals in plus/minus (+24) ... Was even or better in 52 of his 68 games this season ... Played in his 800th NHL game vs. NSH (4/5) ... Earned an assist at PIT (4/1) ... Scored a goal at NYR (3/26) ... Scored a goal vs. DAL (3/20) ... Scored a goal vs. NYI (3/16) ... Tallied an assist at NYI (3/15) ... Recorded two assists vs. OTT (2/27) ... Tallied two assists vs. BUF (2/24) ... Recorded a season high in ice time (27:12) vs. TB (2/20) ... Recorded two points (1g, 1a) vs. VGK (2/4) ... Scored a goal vs. NJ (12/30) ... Earned two assists at BOS (12/14) ... Scored a goal vs. COL (12/12) ... Scored the game-winning goal vs. NYR (12/8) ... Earned an assist at TOR (11/25) ... Registered an assist vs. TB (11/24) ... Tallied an assist vs. MIN (11/18) ... Missed 13 games due to injury (10/14-11/12) ... Recorded an assist at OTT (10/5) ... Set a career high in playoff assists (8) ... Scored a goal in Game 3 of the ECSCF at PIT (5/1).

## Career

**2016-17:** Led Capitals defensemen in points (39) and assists (34) ... Was even or better in 61 of his 78 games ... Scored a goal at CBJ (4/2) ... Earned an assist at ARI (3/31) ... Tallied an assist at MIN (3/28) ... Earned an assist at TB (3/18) ... Recorded an assist vs. PHI (3/4) ... Earned two assists at NYR (2/28) ... Missed two games (2/24-2/25) due to injury ... Earned an assist vs. ANA (2/11) ... Recorded two assists vs. CAR (2/7) ... Tallied an assist at MTL (2/4) ... Recorded two assists vs. BOS (2/1) ... Earned an assist vs. CAR (1/23) ... Recorded three assists in his 700th NHL game at DAL (1/21) ... Earned two assists at PIT (1/16) ... Scored two goals vs. PHI (1/15) ... Earned an assist vs. TOR (1/3) ... Recorded two assists at NJ (12/31) ... Earned an assist at NYI (12/27) ... Earned two assists at CAR (12/16) ... Scored two goals at NYI (12/13), marking his second career multi-goal game ... Earned an assist vs. VAN (12/11) ... Missed game at BUF (12/9) due to injury ... Recorded a season high in ice time (26:41) vs. NYI (12/1) ... Earned an assist vs. CBJ (11/20) ... Earned an assist vs. PIT (11/16) ... Tallied an assist at CAR (11/12) ... Earned an assist at CHI (11/11) ... Tallied an assist at VAN (10/29) ... Earned an assist at EDM (10/26) ... Tallied two assists at FLA (10/20) ... Earned an assist at PIT (10/13) ... Recorded one goal and four assists in 13 playoff games. **2015-16:** Played in all 82 games for the second time in his career and second consecutive season ... Reached the 30-point plateau for the fourth time in his career ... Registered a career high in power-play points (16) ... Led the Capitals in time on ice per game (24:39) ... Ranked second on the team in blocked shots (145) and third in hits (157) ... Ranked second among Capitals defensemen in points (32) and assists (27) and third in goals (5) ... Earned an assist vs. PIT (4/7) ... Tallied two assists vs. CBJ (3/28) ... Earned an assist at LA (3/9) ... Scored his first career overtime goal at BOS (3/5) ... Scored the game-winning goal vs. TOR (3/2) ... Earned an assist vs. PIT (3/1) ... Tallied an assist vs. MIN (2/26) ... Earned an assist at NYI (2/18) ... Scored the game-winning goal, led all skaters in ice time (24:51) and shots (7) and was named the game's first star vs. PHI (2/7) ... Tallied an assist at NJ (2/6) ... Registered four blocked shots, was +2 and was named the game's third star vs. NYI (2/4) ... Earned two assists at CBJ (1/19) ... Tallied an assist vs. NYR (1/17) ... Led all skaters in ice time (28:28) and hits (5) vs. VAN (1/14) ... Led all skaters in ice time (25:50) and blocked shots (6) at NYI (1/7) ... Earned an assist and led all skaters in ice time (27:19) at BOS (1/5) ... Tallied an assist and recorded his career high in ice time (32:04) at CBJ (1/2) ... Earned an assist and led all skaters in ice time (28:25) at CAR (12/31) ... Tallied an assist vs. BUF (12/30) ... Led WSH in ice time (26:17) vs. MTL (12/16) ... Recorded eight blocked shots at CAR (12/21) ... Played in his 600th NHL game at FLA (12/10) ... Earned an assist at MTL (12/3) to extend his assist streak to three games ... Tallied an assist at TOR (11/28) ... Earned an assist vs. TB (11/27) ... Led WSH in hits (5) and blocked shots (4) vs. WPG (11/25) ... Tallied an assist vs. COL (11/21) ... Played in his 100th Capitals game vs. DAL (11/19) ... Earned two assists at DET (11/18), extending his assist streak to three games (11/12-11/18) ... Tallied an assist vs. CGY (11/13) ... Earned an assist at PHI (11/12) ... Led WSH in hits (4) at FLA (10/31) ... Led all skaters in blocked shots (5) vs. CBJ (10/30) ... Tallied an assist at EDM (10/23) ... Earned an assist at CGY (10/20) ... Scored a goal vs. CHI (10/15) ... Registered two points (1g, 1a), including his 200th NHL point, vs. NJ (10/10) ... Led the Capitals in blocked shots (27) and ranked second in time on ice per game (26:32) and third in hits (38) during the playoffs ... Earned an assist in Game 2 of the ECQF vs. PHI (4/16) ... Earned an assist in Game 4 of the ECQF at PHI (4/20) ... Logged 32:11 of ice time in Game 1 of the ECSCF vs. PIT (4/28) ... Tallied an assist in Game 3 of the ECSCF at PIT (5/2). **2014-15:** Played in all 82 games for the first time in his career ... Ranked second on the team in ice time (22:21) ... Scored a goal vs. BOS (4/8) ... Earned an assist at DET (4/5) ... Tallied an assist vs. CAR (3/31), extending his assist streak to four games ... Earned an assist at NYR (3/29) ... Tallied an assist vs. NSH (3/28) ... Earned two assists vs. NJ (3/26) ... Earned an assist at MIN (3/19) ... Recorded two assists at BUF (3/16) ... Tallied an assist vs. MIN (3/5) ... Scored a goal vs. NYI (2/21) ... Recorded a Caps season-high 28:51 of ice time vs. ANA (2/6) ... Earned two assists at CBJ (1/27) ... Recorded an assist at DAL (1/17) ... Scored a PPG at TB (12/9) ... Recorded his second-career three-assist game, led WSH in ice time (22:35) and was named the game's first star vs. NYI (11/28) ... Earned an assist at NYI (11/26) ... Scored his first Caps goal vs. BUF (11/22) ... Earned two assists at CHI (11/7) ... Played his 500th NHL game vs. DET (10/29) ... Earned an assist at CGY (10/25) ... Earned two assists, marking his first Capitals points vs. NJ (10/16) ... Led WSH in ice time (26:42) in his Capitals debut vs. MTL (10/9) ... Ranked second among Washington defensemen in playoffs assists (4) and tied for second in points (4) ... Tallied two assists in Game 2 of the ECQF vs. NYI (4/17), marking his second career multi-assist playoff game and fifth career multi-point playoff game ... Led Washington in ice time (28:08) in Game 4 at NYI (4/21) ... Tallied an assist and was +3 in Game 5 vs. NYI (4/23) ... Tallied an assist in Game 5 of the ECSCF at NYR (5/8). **2013-14:** Named Pittsburgh's Defensive Player of the Year ... Set new career highs in games played (81), goals (10), assists (36), points (46), game-winning goals (6) and plus-minus (+33) ... His plus-33 rating ranked 1st among all NHL defensemen and paced the entire Penguins team ... Finished plus or even in 68 of 81 games, including 21 straight (+13) from 11/13 - 12/21 ... His 6 game-

winning goals were the most (tied) in the entire NHL by a defenseman ... His 36 assists, 46 points and 6 game-winning goals were all high marks among Pittsburgh blueliners ... Posted 11 multi-point games ... Notched career-high 6-game scoring streak (2G-7A) from Jan. 10-23 ... Finished 3rd among team defensemen with 124 hits ... Logged a career-high 29:44 minutes 12/18 at NY Rangers ... Posted 100th career NHL assist Oct. 12 at Tampa Bay ... Won Baz Bastien "Good Guy" Award for 2nd straight year for his cooperation throughout the year with the media as voted by Pittsburgh Chapter of the Professional Writers Association ... Led team's defensemen in goals (2-t), points (9) and hits (29) in playoffs ... His 2 goals, 7 assists and 9 points set career playoff highs ... Posted 3 multi-point games, all in Round 1: Game 1 (1G-1A); Game 2 (1G-1A); and Game 6 (2A) vs. Columbus. **2012-13:** Saw action on team's power play - averaging 2:00 man-advantage minutes per game ... Ranked 4th among PIT defensemen with 20:21 minutes per game ... Notched season highs in blocked shots (6) and minutes (25:58) 4/5 vs. NY Rangers ... Scored goals in back-to-back games (2 total) for 1st time in career 2/20-2/22 ... Won team's Baz Bastien "Good Guy" Award, as voted by Pittsburgh Chapter of the Professional Writers Association, for his cooperation throughout the year with the media ... Played 400th NHL game 4/3 at NY Rangers ... Established playoff career high with 26:54 minutes played in Game 3 vs. Ottawa ... Tied single-game career high with plus-3 rating in Game 2 vs. Ottawa. **2011-12:** Topped 20 points for first time since 2008-09 season (Dallas) ... Finished plus or even in 57 of 75 games ... Recorded 100th NHL point Dec. 20 vs. Chicago ... Played 300th NHL game Oct. 13 vs. Washington ... Missed 6 of team's last 9 regular-season games and first 2 playoff games with upper-body injury ... Played through pain to appear in 4 playoff games ... Recorded first NHL playoff goal in Game 4 at Philadelphia. Added an assist for 2 points and a plus-3 rating. **2010-11:** Notched six assists in 45 contests with Stars ... Traded from Dallas with James Neal to Pittsburgh in exchange for Alex Goligoski on 2/21 ... Posted four points (1g, 3a) with Penguins following February trade from Dallas ... Skated in seven playoff games with Pittsburgh, earning one assist. **2009-10:** Collected an assist in his 200th NHL game on 1/12 at PHI ... Scored the shootout-deciding goal on his first career attempt in the 11th round of the shootout on 12/11 at SJ ... Had assists in two straight games from 10/28-10/30 ... Recorded two assists and was +2 on 10/29 vs. TOR ... Scored a goal and added an assist on 1/18 vs. MIN ... Scored two game-winning goals. **2008-09:** Led all Dallas defensemen in scoring (35 points) and ranked seventh on the team overall ... Set new career high in points and assists ... Recorded a career-high five-game assist streak from 1/31-2/8 (8a) ... Earned a career-high three assists on 2/6 vs. NYR with a (+3) rating ... Finished the season with points in six of the final 10 games (1g, 6a) ... Had five multiple-point games ... Dallas went 19-6-5 when he scored a point, including 18-3-3 when earning an assist. **2007-08:** Spent his first full season with Dallas, making the team out of training camp and appearing in 78 games for the Stars ... Among NHL rookie defensemen, ranked first in plus/minus (+22), third in goals (7), and fourth in assists (19) and points (26) ... Made his NHL debut on 10/3 at COL ... Notched his first two NHL points with two assists on 10/5 vs. BOS in his second NHL game ... Set a career-high with three points (1g, 2a) on 12/10 vs. EDM ... Played on the 2008 Western Conference YoungStars team on 1/26 at the NHL All-Star Weekend in Atlanta ... Appeared in 16 of Dallas' 18 playoff games, earning three assists with 10 penalty minutes ... Registered his first career playoff point with an assist in Game 5 at Anaheim on 4/18. **2006-07:** Joined the Iowa Stars (AHL) after signing a three-year contract on 3/19 ... Reported to Iowa after completion of his college season at Minnesota Duluth (UMD) ... In the AHL playoffs with Iowa, registered seven points (2g, 5a) in 12 games.

## International Career

**2016:** Represented the United States in the World Cup of Hockey. **2009:** Represented the United States in the 2009 IIHF World Championship ... Registered one goal and two assists in nine games. **2006:** Played in seven games with the United States at the 2006 World Junior Championship.

## Junior Career

**2006-07:** As a sophomore at Minnesota Duluth, posted 31 points (9g, 22a) in 39 games ... Was named to the All-WCHA First Team as a sophomore. **2005-06:** As a freshman at UMD, recorded 14 points (1g, 13a) in 38 games. **2004-05:** As a senior at Virginia High School (Minnesota), scored 65 points (27g, 38a) in 29 games ... Named to the 2005 Associated Press First All-Star Team in Minnesota high school hockey.

## NHL Transactions

Selected by Dallas in the first round, 28th overall, in the 2005 NHL Draft ... Acquired by Pittsburgh with James Neal from Dallas in exchange for Alex Goligoski, Feb. 21, 2011 ... Signed as a free agent with Washington, July 1, 2014.

## 2017-18 Analytic

Among Capitals defensemen that played at least three playoff games, Niskanen's 1.14 points per 60 minutes of play at five-on-five ranked first.

# 2 MATT NISKANEN



## vs. the NHL

	GP	G	A	P	PIM
ANA	32	1	6	7	8
ARI	32	2	7	9	18
BOS	26	3	11	14	28
BUF	25	2	11	13	14
CGY	25	3	6	9	6
CAR	32	0	13	13	16
CHI	24	1	10	11	8
COL	25	1	6	7	16
CBJ	37	1	15	16	17
DAL	12	1	5	6	2
DET	29	1	9	10	8
EDM	22	1	7	8	13
FLA	26	3	5	8	17
LA	31	1	5	6	12
MIN	24	5	8	13	16
MTL	27	0	11	11	12
NSH	23	3	4	7	18
NJ	36	4	12	16	12
NYI	31	4	13	17	20
NYR	35	3	12	15	18
OTT	24	2	4	6	18
PHI	34	5	9	14	33
PIT	20	0	8	8	15
SJ	31	2	6	8	14
STL	26	0	4	4	12
TB	26	2	8	10	18
TOR	27	2	11	13	12
VAN	25	0	5	5	2
VGK	2	1	1	2	0
WSH	12	1	5	6	6
WPG	20	1	5	6	10

## Playoffs vs. the NHL

	GP	G	A	P	PIM
ANA	6	0	1	1	4
BOS	4	0	0	0	2
CBJ	12	2	8	10	6
DET	5	0	0	0	4
NYI	13	0	4	4	5
NYR	14	0	2	2	4
OTT	5	0	1	1	4
PHI	10	1	4	5	8
PIT	19	2	4	6	23
SJ	5	0	2	2	2
TB	14	0	5	5	4
TOR	6	0	1	1	2
VGK	5	0	1	1	0

## CAREER HIGHLIGHTS

### First NHL Game:

10/3/07 (DAL 3 at COL 4)

### First NHL Goal:

10/29/07 (DAL 2 vs SJ 4, Nabokov)

### First NHL Assist:

10/5/07 (DAL 4 vs BOS 1)

### Most Goals in a Game:

2 (3 times: last 1/15/17, WSH 5 vs PHI 1)

### Most Assists in a Game:

3 (3 times, last: 1/21/17, WSH 4 at Dal 3)

### Most Points in a Game:

3 (4 times, last: 1/21/17, WSH 4 vs Dal 3, 3A)

### Most Shots in a Game:

7 (2 times, last: 2/7/16, WSH 3 vs PHI 2)

### Most PIM in a Game:

15 (11/8/08, DAL 1 at BOS 5)

### Most Ice Time in a Game:

32:04 (1/2/16, WSH 4 at CBJ 5 SO)

### Multiple Point Games:

53 (last: 2/27/18, WSH 3 vs OTT 2, 2A)

### Longest Goal Streak:

2 (2 times, last 12/19/13-12/21/13, 2G)

### Longest Assist Streak:

5 (1/31/09-2/8/09, 8A)

### Longest Point Streak:

6 (1/10/14-1/23/14, 2G-7A)

### Penalty Shots: None

### Shootouts: 1/4

## PLAYOFF HIGHLIGHTS

### Most Goals in a Game:

1 (5 times, last: 5/1/18, WSH 4 vs PIT 3)

### Most Assists in a Game:

2 (2 times, last: 4/17/15, WSH 4 vs NYI 3)

### Most Points in a Game:


2 (5 times, last: 4/17/15, WSH 4 vs NYI 3, 2A)

## CAREER STATISTICS

CAREER STATISTICS			Regular Season										Playoffs				
Year	Team	League	GP	G	A	Pts	PIM	+/-	PP	SH	GW	S	GP	G	A	Pts	PIM
2005-06	Minnesota Duluth	WCHA	38	1	13	14	40	-	-	-	-	-	-	-	-	-	-
	United States	WJC	7	0	0	0	6	0	0	0	0	3	-	-	-	-	-
2006-07	Minnesota Duluth	WCHA	39	9	22	31	42	-	-	-	-	-	-	-	-	-	-
	Iowa	AHL	13	0	3	3	6	-4	0	0	0	-	12	2	5	7	10
2007-08	Dallas	NHL	78	7	19	26	36	22	2	0	0	99	16	0	3	3	10
2008-09	Dallas	NHL	80	6	29	35	52	-11	2	0	0	111	-	-	-	-	-
	United States	WC	9	1	2	3	2	2	1	0	0	7	-	-	-	-	-
2009-10	Dallas	NHL	74	3	12	15	18	-15	0	0	2	110	-	-	-	-	-
2010-11	Dallas	NHL	45	0	6	6	30	-1	0	0	0	51	-	-	-	-	-
	Pittsburgh	NHL	18	1	3	4	20	-2	0	0	0	26	7	0	1	1	0
2011-12	Pittsburgh	NHL	75	4	17	21	47	9	3	0	0	118	4	1	2	3	6
2012-13	Pittsburgh	NHL	40	4	10	14	12	4	0	0	2	67	15	0	2	2	11
2013-14	Pittsburgh	NHL	81	10	36	46	51	33	3	0	6	162	13	2	7	9	8
2014-15	CAPITALS	NHL	82	4	27	31	47	7	2	0	0	117	14	0	4	4	0
2015-16	CAPITALS	NHL	82	5	27	32	38	10	2	0	3	150	12	0	3	3	6
2016-17	CAPITALS	NHL	78	5	34	39	32	20	1	0	2	154	13	1	3	4	19
	United States	WCup	3	0	0	0	0	-3	0	0	0	-	-	-	-	-	-
2017-18	CAPITALS	NHL	68	7	33	38	36	24	0	0	1	120	24	1	8	9	8
NHL TOTALS			801	56	242	298	419	100	15	0	16	1,285	118	5	33	38	68
CAPITALS TOTALS			310	21	110	131	153	61	5	0	6	541	62	2	18	20	33

All-WCHA First Team (2007) • Western Conference YoungStars team (2008)





# DMITRY ORLOV

ohr-LAWF

Defenseman • Height: 5'11" • Weight: 211 • Shoots: Left

Born: July 23, 1991 (Novokuznetsk, Russia)

Drafted: Capitals' second-round choice, 55th overall, in the 2009 NHL Draft

# 9

## 2017-18

Set career highs in goals (10) and time on ice (1897) ... Played in all 82 games for the third consecutive season and third time in his career ... Ranked second among Capitals defensemen in goals (10), points (31), time on ice per game (23:07), takeaways (54) and hits (128) ... Scored the game-winning goal at PIT (4/1) ... Earned an assist vs. NYI (3/16) ... Recorded three points (1g, 2a) at NYI (3/15), marking his first three-point game in the NHL ... Scored a goal vs. DET (2/11) ... Tallied an assist vs. VGK (2/4) ... Registered two points (1g, 1a) at PIT (2/2) ... Scored a goal at NJ (1/18) ... Recorded an assist vs. VAN (1/9) ... Scored a goal at CAR (1/2) ... Scored a goal at DAL (12/19) ... Earned an assist vs. CHI (12/6) ... Posted a four-game point streak (12/4-12/11: 1g, 3a) ... Registered an assist vs. TB (11/24) ... Recorded an assist vs. LA (11/30) ... Tallied an assist vs. OTT (11/22) ... Scored the game-winning goal vs. MIN (11/18) ... Scored a goal vs. EDM (11/12) ... Earned an assist at BOS (11/4) ... Recorded an assist at DET (10/20) ... Recorded a season high in ice time (27:37) at DET (10/20) ... Set career highs in playoff goals (2), assists (6) and points (8).

## Career

**2016-17:** Recorded career highs in assists (27), points (33) and plus/minus (+30) ... Played in all 82 games for the second straight season and second time in his career ... Ranked second among Capitals defensemen in goals (6) and plus/minus ... Ranked sixth in the NHL in plus/minus ... Tallied an assist at ARI (3/31) ... Earned an assist vs. ARI (3/25) ... Scored a goal vs. CBJ (3/23) ... Tallied his career-high 30th assist of the season vs. MIN (3/14) ... Scored a goal vs. PHI (3/4) ... Tallied an assist at NYR (2/28) ... Earned an assist vs. EDM (2/24) ... Tallied an assist vs. BOS (2/1) ... Earned two assists at NJ (1/26) ... Scored two goals vs. CAR (1/23) ... Earned an assist at STL (1/19) ... Tallied an assist at PIT (1/16) ... Earned an assist vs. PIT (1/11) ... Registered two points (1g, 1a) vs. TOR (1/3) ... Earned an assist at NJ (12/31) ... Led WSH in shots (6) vs. NJ (12/29) ... Earned an assist at NYI (12/27) ... Tallied an assist vs. TB (12/23) ... Earned an assist at PHI (12/21) ... Earned an assist at CAR (12/16) ... Tallied an assist at NYI (12/13) ... Earned two assists at BUF (12/9) ... Tallied an assist vs. BUF (12/5) ... Earned an assist vs. STL (11/23) ... Tallied an assist vs. DET (11/18) ... Scored a goal vs. PIT (11/16) ... Tallied an assist at CAR (11/12) ... Earned an assist on Johansson's GWG in OT at CHI (11/11) ... Earned an assist vs. NYR (10/22) ... Earned an assist vs. COL (10/18) ... Set career high in games played (13), assists (three) and points (three) in playoffs. **2015-16:** Played in 82 games this season for the first time in his career after missing the 2014-15 season due to injury ... Set career highs in goals (8), assists (21), points (29), plus/minus (+8) and game-winning goals (3) ... Ranked tied for first among Capitals defensemen in goals and third in assists and points ... Tallied an assist in his 200th NHL/Capitals game at STL (4/9) ... Earned an assist at PIT (3/20) ... Tallied an assist vs. NSH (3/18) ... Scored a goal at LA (3/9) ... Scored the game-winning goal vs. MIN (2/26) ... Scored a goal vs. MTL (2/24) ... Earned two assists and was +4 vs. NJ (2/20) ... Tallied an assist vs. LA (2/16) ... Earned an assist at DAL (2/13) ... Scored a goal vs. PHI (2/7) ... Tallied an assist vs. NYI (2/4) ... Earned an assist vs. NYR (1/17) ... Tallied an assist vs. VAN (1/14) ... Scored his career-high fourth goal of the season vs. OTT (1/10) ... Tallied five blocked shots in 22:56 of ice time at NYI (1/7) ... Tallied an assist at BOS (1/5) ... Earned an assist at CAR (12/21) ... Tallied an assist vs. OTT (12/16) ... Extended his career-long points streak to four games with his third career multi-point game (1g, 1a) vs. WPG (11/25) ... Scored his second career game-winning goal in 1-0 victory vs. EDM (11/23) ... Scored his first goal of the season vs. COL (11/21) ... Tallied an assist vs. DAL (11/19) ... Earned an assist vs. BOS (11/5) ... Earned an assist on the GWG in OT at FLA (10/31) ... Led all skaters with five hits vs. CBJ (10/30) ... Tallied an assist at VAN (10/22) ... Was +3 in 15:28 of ice time at CGY (10/20) ... Earned an assist vs. NJ (10/10) ... Made his NHL playoff debut in Game 1 of the ECQF vs. PHI ... Earned his first NHL playoff point with an assist in Game 3 of the ECQF at PHI (4/18). **2014-15:** Missed 79 games due to injury (10/9-3/26, 4/2-4/11) ... Re-assigned to Hershey (AHL) for conditioning purposes (3/27) ... Earned three assists in three games with the Bears (AHL). **2013-14:** Recorded an assist vs. CHI (4/11) ... Earned an assist at STL (4/8) ... Recorded his first career two-goal game vs. PHI (3/2) ... Played in his 100th NHL/Capitals game at BOS (3/1) ... Tallied an assist at FLA (2/27) ... Registered an assist at CBJ (1/30) ... Earned an assist and was (+3) at BUF (1/28) ... Tallied an assist at PIT (1/15) ... Earned an assist at TB (1/9) ... Led Washington in ice time (23:39) vs. CAR (1/2) ... Registered an assist vs. NYR (12/27) ... Led WSH with five hits at CAR

(12/20) ... Scored his first goal of the season vs. PHI (12/15) ... Made his season debut at NYI (11/30) ... Registered nine points (3g, 6a) in 11 games with Hershey (AHL). **2012-13:** Registered 17 points (3g, 14a) in 31 games with Hershey (AHL) ... Recorded first assist of the season on 3/22 at WPG ... Made season debut on 3/19 at PIT. **2011-12:** Finished rookie campaign ranked 4th among first-year defensemen in points ... Scored 1st-career road goal on 3/13 at NYI ... Recorded 2 assists on 3/10 at BOS; recorded 1st multi-point game of his NHL career ... Collected a 3-game point streak (0g-4a) from 3/6-10 ... Tallied an assist on GWG on 3/8 vs. TB ... Assisted on GWG on 2/25 at TOR ... Assisted on GWG on 2/17 at FLA ... Scored a goal with 0.9 seconds remaining in the 2nd period on 2/13 vs. SJ ... Skated 23:54 on Feb. 9 vs. WPG ... Assisted on GWG on 1/18 at MTL ... Scored his 1st career NHL goal, the GWG, on 1/15 vs. CAR ... Collected an assist on 12/31 at CBJ ... Skated 19:32 on 12/15 at WPG ... Recorded his 3rd assist of the season on 12/5 at FLA ... Recorded an assist on 11/25 vs. NYR for his 1st point streak (2 games) ... Collected his 1st NHL point, an assist, on 11/23 vs. WPG ... Made his NHL debut and registered 11:56 time on ice on 11/21 vs. PHX ... Recalled to WSH on 11/20 ... In 15 games with Hershey (AHL), recorded 9 points (4g-5a). **2010-11:** Made his North American debut with Hershey of the AHL, appearing in 19 games and recording two goals and seven assists ... Added one assist in six postseason games with Hershey.

## European Career

**2010-11:** Set KHL career highs in games played (45) and assists (10) with Novokuznetsk. **2009-10:** Second among defensemen on his KHL team in goals (4) ... Recorded 13 points in seven games in the Russian Junior League ... Led his Russian Junior team defensemen in goals (7) despite playing in just seven games.

## International Career

Has represented Russia in the World Hockey Challenge (2008), the World Championship (2014, 2016, 2017), the World Junior Championship (2008, 2009, 2010 and 2011) and the World Cup of Hockey (2016). **2017:** Scored one goal in five games in the World Championship for Russia ... Won a bronze medal. **2016:** Earned three assists in six games at the IIHF World Championship in Russia ... Won a bronze medal ... Played in four games in the World Cup of Hockey. **2014:** Won a gold medal with Russia at the IIHF World Championship ... Earned one assist in three games at the tournament. **2011:** Led Russia to a gold medal as an assistant captain while collecting the most assists by a tournament defenseman and earning a spot on the tournament all-star team during the 2011 World Junior Championships. **2010:** T-4th on the team and t-1st among defensemen in points (4) during the 2010 World Junior Championship. **2009:** Helped Russia earn a silver medal and was named one of his team's top three players during the 2009 World Junior Championship ... Finished 2nd among Russian defensemen in points at the 2009 World Championship (4). **2008:** Won a silver medal with Russia during the 2008 U-18 World Junior Championship ... Tied for the lead among defensemen in scoring at the 2008 U-17 World Hockey Championship collecting nine points (2g-7a) in five games.

## Transactions

Selected by Washington in the second round, 55th overall, in the 2009 NHL Draft.

## Twitter

@orlov\_09

## 2017-18 Analytic

Orlov's 39.6 time on ice percentage led the Capitals and was the fifth-highest rate in the NHL.



9

## DMITRY ORLOV



## vs. the NHL

	GP	G	A	P	PIM
ANA	8	0	0	0	2
ARI	8	0	2	2	0
BOS	15	0	6	6	4
BUF	16	0	5	5	2
CGY	7	0	0	0	2
CAR	19	4	4	8	18
CHI	8	0	4	4	0
COL	7	1	2	3	2
CBJ	16	1	2	3	6
DAL	7	1	2	3	4
DET	11	1	2	3	2
EDM	6	2	1	3	0
FLA	16	0	5	5	6
LA	9	1	2	3	2
MIN	8	2	2	4	4
MTL	14	1	4	5	2
NSH	9	0	1	1	4
NJ	18	1	6	7	15
NYI	20	3	6	9	6
NYR	21	0	8	8	8
OTT	14	1	3	4	8
PHI	17	5	1	6	9
PIT	20	3	5	8	8
SJ	10	1	2	3	0
STL	8	0	4	4	10
TB	17	0	5	5	2
TOR	14	1	3	4	2
VAN	7	0	3	3	4
VGK	2	0	1	1	4
WPG	13	1	3	4	4

## Playoffs vs. the NHL

	GP	G	A	P	PIM
CBJ	6	1	2	3	0
PHI	6	0	1	1	2
PIT	18	0	4	4	2
TB	7	1	1	2	0
TOR	6	0	2	2	2
VGK	0	0	0	0	2

## CAREER HIGHLIGHTS

## First NHL Game:

11/21/11 (WSH 4 vs. ARI 3)

## First NHL Goal:

1/15/12 (WSH 2 vs. CAR 1, Ward - GWG)

## First NHL Assist:

11/23/11 (WSH 4 vs. WPG 3 OT)

## Most Goals in a Game:

2 (2 times, last: 1/23/17, WSH 6 vs CAR 1)

## Most Assists in a Game:

2 (6 times, last: 3/15/18, WSH 7 at NYI 3)

## Most Points in a Game:

3 (3/15/18, WSH 7 at NYI 3, 1G-2A)

## Most Shots in a Game:

6 (2 times, last: 12/29/16, WSH 1 vs. NJ 2 SO)

## Most PIM in a Game:

12 (3/6/12, WSH 3 vs. CAR 4 OT)

## Most Ice Time in a Game:

27:37 (10/20/17, WSH 4 at DET 3 OT)

## Multiple-Point Games:

11 (last: 3/15/18, WSH 7 at NYI 3, 1G-2A)

## Longest Goal Streak:

3 (11/21/15-11/25/15, 3G)

## Longest Assist Streak:

3 (3 times, last: 12/4/17-12/8/17, 3A)

## Longest Point Streak:

4 (2 times, last: 12/4/17-12/11/17, 1G-3A)

## Penalty Shots: None

## Shootouts: 0/2

## PLAYOFF HIGHLIGHTS

## Most Goals in a Game:

1 (2 times, last: 5/17/18, WSH 2 TB 4)

## Most Assists in a Game:

2 (4/21/18, WSH 4 vs CBJ 3 OT)

## Most Points in a Game:

2 (4/21/18, WSH 4 vs CBJ 3 OT, 2A)

## CAREER STATISTICS

## Regular Season

## Playoffs

Year	Team	League	GP	G	A	Pts	PIM	+/-	PP	SH	GW	S	GP	G	A	Pts	PIM
2007-08	Novokuznetsk	Russia	6	0	0	0	0	-	-	-	-	-	-	-	-	-	-
2008-09	Novokuznetsk	KHL	16	1	0	1	4	-	-	-	-	-	-	-	-	-	-
2009-10	Novokuznetsk	KHL	41	4	3	7	49	-	-	-	-	-	-	-	-	-	-
2010-11	Novo. Jr.	Russia-Jr.	7	7	6	13	6	-	-	-	-	-	17	9	10	19	26
	Russia	WJC	6	0	4	4	4	-	-	-	-	-	-	-	-	-	-
	Novokuznetsk	KHL	45	2	10	12	43	-	-	-	-	-	-	-	-	-	-
	Novo. Jr.	Russia-Jr.	1	0	0	0	0	-	-	-	-	-	-	-	-	-	-
	Hershey	AHL	19	2	7	9	12	-	-	-	-	-	6	0	1	1	4
2011-12	Russia	WJC	7	1	8	9	6	-	-	-	-	-	-	-	-	-	-
	CAPITALS	NHL	60	3	16	19	18	1	0	0	1	51	-	-	-	-	-
2012-13	Hershey	AHL	15	4	5	9	12	-	-	-	-	-	-	-	-	-	-
	CAPITALS	NHL	5	0	1	1	0	5	0	0	0	1	-	-	-	-	-
2013-14	Hershey	AHL	31	3	14	17	20	-	-	-	-	-	4	1	2	3	4
	CAPITALS	NHL	54	3	8	11	19	-1	0	0	0	59	-	-	-	-	-
	Hershey	AHL	11	3	6	9	4	1	-	-	-	-	-	-	-	-	-
2014-15	Russia	WC	3	0	1	1	2	3	0	0	0	1	-	-	-	-	-
	CAPITALS	NHL	DID NOT PLAY														
	Hershey	AHL	3	0	3	3	4	-3	-	-	-	-	-	-	-	-	-
2015-16	CAPITALS	NHL	82	8	21	29	26	8	0	0	3	90	11	0	1	1	2
	Russia	WC	6	0	3	3	2	3	0	0	0	7	-	-	-	-	-
2016-17	CAPITALS	NHL	82	6	27	33	51	30	1	0	0	125	13	0	3	3	2
	Russia	WCup	4	0	0	0	4	3	-	-	-	-	-	-	-	-	-
	Russia	WC	5	1	0	1	0	4	-	-	-	-	-	-	-	-	-
2017-18	CAPITALS	NHL	82	10	21	31	22	10	0	0	2	125	24	2	6	8	4
NHL/CAPITALS TOTALS			365	30	94	124	136	53	1	0	6	451	48	2	10	12	8

World Junior Championship All-Star Team (2011)





# BROOKS ORPIK

OHR-pihk

# 44

Defenseman • Height: 6'3" • Weight: 219 • Shoots: Left

Born: September 26, 1980 (San Francisco, California)

Drafted: Penguins' first-round choice, 18th overall, in the 2000 NHL Draft

Acquired: Signed as a free agent, July 1, 2014

Has won two Stanley Cups (Washington, 2018 and Pittsburgh, 2009), Olympic silver medal (Team USA, 2010) and NCAA national title (Boston College, 2001).

## 2017-18

Led the Capitals in blocked shots (168) ... Led Capitals defensemen and ranked second on the team in hits (218) ... Recorded an assist at STL (4/2) ... Tallied an assist at LA (3/8) ... Earned an assist at FLA (1/25) ... Registered an assist at NJ (1/18) ... Tallied an assist at CAR (1/2) ... Recorded seven hits at ARI (12/22) ... Earned an assist vs. CBJ (12/2) ... Tallied an assist and led WSH in blocked shots (5) vs. OTT (11/22) ... Registered a season-high eight hits in 18:20 of ice time vs. MIN (11/18) ... Earned an assist at BUF (11/7) ... Tallied an assist at BOS (11/4) ... Recorded a season high in ice time (27:47) at EDM (10/28) ... Earned an assist at PHI (10/14) ... Scored a goal in Game 2 of the SCF at VGK (5/30).

## Career

**2016-17:** Recorded a career high in plus/minus (+32) and ranked fifth in the NHL in plus/minus ... Led Capitals defensemen and ranked third on the team in hits (181) ... Played in his 900th NHL game at BOS (4/8) ... Recorded an assist vs. ARI (3/25) ... Earned an assist vs. DAL (3/6) ... Led all skaters in hits (5) and blocked shots (6) vs. NJ (3/2) ... Missed three games (2/24-2/28) due to injury ... Tallied an assist vs. LA (2/5) ... Earned an assist at NYI (1/31) ... Logged a season-high 23:01 of ice time at DAL (1/21) ... Tallied an assist vs. PHI (1/15) ... Earned an assist vs. OTT (1/1) ... Recorded two assists at NJ (12/31) ... Registered five blocked shots in 21:53 of ice time vs. BOS (12/7) ... Tallied an assist and led WSH in blocked shots (4) vs. BUF (12/5) ... Earned an assist vs. PIT (11/16) ... Tallied an assist at CBJ (11/15) ... Earned an assist vs. FLA (11/5) ... Tallied an assist and led WSH in hits (6) and blocked shots (3) vs. NYR (10/22) ... Earned an assist vs. NYI (10/15) ... Recorded two assists in 13 playoff games. **2015-16:** Ranked fourth among Capitals defensemen in plus/minus (+11) ... Capitals were 7-1-0 when Orpik earned a point ... Ranked tied for first on the team in blocked shots per game (2.5) and third in hits per game (3.0) ... Earned an assist and was +3 at STL (4/9) ... Played in his 100th Capitals game vs. PIT (3/1) ... Scored a goal, led WSH in ice time (24:44) and led all skaters in hits (8) and blocked shots (5) vs. MIN (2/26) ... Earned an assist in his 800th NHL game vs. MTL (2/24) ... Registered two points (1g, 1a), was +4 and scored his first career game-winning goal vs. NJ (2/20) ... Earned an assist vs. LA (2/16) ... Led all skaters in blocked shots (4) vs. BOS (11/5) ... Led all skaters in hits (7) vs. PIT (10/28) ... Earned an assist and registered three hits at EDM (10/23) ... Recorded an assist at CGY (10/20) ... Led all skaters in hits (5) vs. CAR (10/17) ... Led all skaters in hits (4) and blocked shots (6) vs. CHI (10/15) ... Recorded four hits vs. SJ (10/14) ... Scored his first Capitals goal vs. NJ (10/10) ... Missed 40 games due to injury (11/12-2/13) ... Ranked fourth on the team in blocked shots during the playoffs (17). **2014-15:** Washington was 15-1-1 when Orpik earned a point ... Ranked third in the NHL in hits (306) and fourth in blocked shots (192) ... Earned most points (19) and assists (19) in a season since 2009-10 ... Earned an assist vs. NYR (4/11) ... Recorded an assist at OTT (4/4) ... Earned an assist at NYR (3/29) ... Registered 10 hits vs. NSH (3/28) ... Tallied an assist at CBJ (3/3) ... Tallied an assist vs. TOR (3/1) ... Earned two assists at SJ (2/11) ... Tallied an assist at OTT (2/5) ... Recorded an assist vs. PIT (1/28) ... Earned an assist vs. FLA (1/4) ... Earned an assist at PIT (12/27) ... Earned an assist at CBJ (12/18) ... Led all skaters in hits (9) vs. NYI (11/28) ... Tallied an assist and led all skaters in hits (6) and blocked shots (6) at COL (11/20) ... Earned an assist on Fehr's overtime goal, led WSH in ice time (23:11) and registered five hits at ARI (11/18) ... Earned an assist and led all skaters in hits (4) and blocked shots (6) vs. CAR (11/8) ... Recorded 10 hits at CGY (10/25) ... Earned two assists, marking his first Capitals points, vs. NJ (10/16) ... Recorded six hits, registered 23:07 of ice time and was named the game's third star in his Capitals debut vs. MTL (10/9) ... Ranked fifth in the NHL in playoff hits (74) ... Led all skaters with nine hits in Game 1 of the ECQF vs. NYI (4/15) ... Tallied seven hits in Game 2 vs. NYI (4/17) ... Led Washington in hits (6) in Game 3 at NYI (4/19) ... Was (+2) and blocked four shots in Game 4 at NYI (4/21) ... Led WSH with six hits in Game 5 vs. NYI (4/23) ... Tallied four hits in 19:09 of ice time in Game 6 at NYI (4/25) ... Earned an assist in Game 7 vs. NYI (4/27) ... Played in his 100th NHL playoff game in Game 1 of the ECQF at NYR (4/30) ... Recorded an assist in Game 2 of the ECQF at NYR (5/2) ... Led WSH in hits (6) and blocked shots (6) in Game 4 vs. NYR (5/6) ... Registered 9 hits in Game 6 vs. NYR (5/10). **2013-14:** Led Pittsburgh's defensemen with 221 hits ... Key member of NHL's No. 5-ranked PK unit (85 percent) ... Led team's blueliners with 2:56 shorthanded minutes per game ... Led team with 143 blocked shots ... Tied career high with three assists vs. CAR (10/28) ... Played 700th career NHL game at WPG (4/3) ... Won fourth straight Player's Player Award, given to the player that exemplifies leadership on and off the ice and is dedicated to teamwork ... Represented Team USA at the 2014 Winter Olympic Games in Sochi, Russia ... Scored 2nd career playoff goal in Game 3 at Columbus ... Missed eight playoff games due to undisclosed injuries. **2012-13:** Became the franchise's all-time games played leader among defensemen (622) vs. BUF (4/2) ... Won third straight Player's Player Award – as voted by his teammates to the player that best exemplifies leadership for the team on and off the ice and dedication to teamwork ... Led team's defensemen with a plus-17 rating, which also ranked seventh among all NHL blueliners ... Finished plus or even in 36 of his 46 contests and in 20 of last 24 games ... Topped team with 114 blocked shots ... Led team's blueliners with 119 hits (season-high 7 hits vs. BOS on 3/17) ... Paced team with 3:10 shorthanded minutes per game while placing 3rd with 22:17 minutes overall ... Established career-long three-game assist/point streak (3a) from 2/15-2/20 ... Set team record with 9 blocked shots at PTT (1/27) ... Played 600th NHL game at WPG (2/15) ... Took sole possession of first place in Pittsburgh franchise history in games played by a defenseman (622) vs. BUF (4/2) ... Led team's defensemen with 37 hits and ranked second (tied) overall with 26 blocked shots during the 2013 postseason ... Scored series-clinching overtime goal in Game 6 vs. NYI; Tally was first career playoff goal ... Missed first three games vs. NY Islanders with lower-body injury ... Marked 1st time in career to miss a playoff game – ending streak of 75 straight postseason appearances ... Attended Team USA Olympic Orientation Camp in August 2013. **2011-12:** Ranked 8th in the NHL with 259 hits ... Posted season-high 10 hits vs. OTT (1/10) ... Valuable penalty killing defender ranked second on team with 3:20 shorthanded minutes per game, while placing third in overall minutes per game (22:33) ... For third straight year was named team's Defensive Player of the Year (shared with Marc-Andre Fleury) ... For second straight year won Player's Player award, which is given to the player that exemplifies leadership on and off the ice and is dedicated to teamwork as voted by teammates ... Set a career high with a plus-19 rating ... Ranked second on team in plus-

minus (+19) and blocked shots (139) ... Moved into seventh place in games played (585) in team history, which ranks second among defensemen ... Recorded 100th NHL assist at BUF (3/30) ... Led team with 16 blocked shots in six playoff games. **2010-11:** Led team with 194 hits ... Placed fourth on team with 94 blocked shots ... Recorded 13 points (1g, 12a) and +12 rating in 66 games ... Team's top penalty killing blueliner logged 3:44 shorthanded minutes per game for the NHL's No. 1 ranked PK ... Named team's Defensive Player of the Year ... Voted by his teammates for the Player's Player Award, given to the player that exemplifies leadership on and off ice and is dedicated to teamwork ... Played his 500th career NHL game at NYI (2/11) ... Missed 13 games with a hand injury. **2009-10:** Physically imposing defenseman led team and ranked sixth in the NHL with 255 hits ... Broke 200 hits for fourth time in last five seasons ... Placed third on team with 117 blocked shots ... Established career highs with 25 points and 23 assists ... Played six games and earned a silver medal with Team USA at the 2010 Olympic games ... Named team Defensive Player of the Year ... Second among team defensemen with an average of 2:53 shorthanded minutes per game ... Set a single-game career high with three assists vs. TOR (3/28) ... Played in his 400th NHL game at NYR (11/30) ... Notched his 50th career assist vs. TB (10/17). **2008-09:** Led NHL with 112 postseason hits (44 more than second place Brent Seabrook of Chicago, 68) while adding four assists and 22 penalty minutes in 24 games ... Was second in league with 51 blocked shots in playoffs ... In regular season, set new single-season career highs with 19 points and 17 assists ... Ranked second in the NHL in hits with 309 ... Placed second on team with 152 blocked shots ... Recorded a career single-season high four multi-point games ... Netted his first career power-play goal vs. PHI (10/14) ... Played in his 300th game vs. NJ (10/11) ... Leveled a career-high 12 hits vs. CBJ (2/6). **2007-08:** Ranked fifth in NHL with 239 hits, second among defensemen, during 2007-08 regular season ... Tallied 11 points (1g, 10a) and a career-high plus-11 rating ... Was imposing physical force in 2008 playoffs, leading NHL in hits (102) and blocked shots (61) ... Recorded his first career playoff point with an assist in Game 1 of semifinals against NY Rangers ... Twice had nine hits in a game: 11/30 vs. DAL and 3/20 vs. TB. **2006-07:** Tallied six assists and registered a career-high plus-4 rating ... Led the Penguins with 186 hits ... Ranked third on the club with 82 penalty minutes ... Fourth on the Penguins with 114 blocked shots ... Was even-or-better in 53 of 70 games played ... Played in his 200th NHL game vs. NYR (3/1) ... Made Stanley Cup debut going scoreless in five games played. **2005-06:** Scored nine points (2g, 7a) while registering an even-or-better plus/minus in 43 of 64 games played ... Tied for the team lead with 124 penalty minutes ... led the team with 203 hits and 122 blocked shots ... Played his 100th NHL game vs. ATL (11/9) ... Played seven games for Team USA at the World Championship and collected 10 penalty minutes. **2003-04:** Appeared in 79 games with the Penguins during his rookie season, recording 10 points (1g, 9a) and 127 penalty minutes ... As a rookie in 2003-04, he won the Baz Bastien Good Guy Award, given to the player whom the local media acknowledges for his cooperation throughout the year ... Led all NHL rookies in shorthanded assists (3) and tied for second among NHL rookies in shorthanded points (4) ... Named to the Eastern Conference Young Guns roster during the NHL All-Star Weekend in Minnesota ... Led the Penguins in penalty minutes ... Recorded first NHL point, an assist, vs. NYI (10/25) ... Scored his first NHL goal vs. COL (1/24). **2002-03:** Appeared in six games with the Penguins ... Made his NHL debut vs. TOR (12/10) ... Played six games with the Penguins before being reassigned to Wilkes-Barre/Scranton (AHL) on 12/30 ... Recorded 18 points (4g, 11a) and 108 penalty minutes in 71 games with Wilkes-Barre/Scranton ... Tied for first on the team with a plus-5 rating ... Was even-or-better in 49 of 71 games. **2001-02:** Recorded 20 points (2g, 18a) and 99 penalty minutes in 78 games with Wilkes-Barre/Scranton during rookie season ... Ranked third on the team with a plus-2 rating ... Even-or-better in 59 of 78 games ... Made his pro debut on 10/4 vs. St. John's.

## Junior Career

Won the NCAA National Championship with Boston College in 2001 and appeared in three Frozen Fours. **2000-01:** Recorded 20 points (0g, 20a) and 124 penalty minutes in 40 games with Boston College (Hockey East) ... Helped lead the Eagles to the NCAA Championship ... Lead the league in penalty minutes. **1999-00:** Played in 38 games with BC, recording 10 points (1g, 9a) and 102 penalty minutes ... Played for Team USA in the World Junior Championship in Sweden. **1998-99:** Recorded 11 points (1g, 10a) and 96 penalty minutes during his freshman season at Boston College ... Led the league in penalty minutes. **1997-98:** Played in 22 games at Thayer Academy, recording seven assists ... Earned Hockey Night in Boston prep honors.

## International Career

Has represented the United States at the Winter Olympics twice (2010, 2014), the World Championships once (2006) and the World Junior Championships once (2000). **2014:** Represented the United States at the 2014 Winter Olympic Games in Sochi, Russia ... Was plus-2 in six games at the tournament. **2010:** Won a silver medal with the United States at the 2010 Winter Olympic Games in Vancouver ... Was plus-2 in six games at the tournament. **2006:** Represented Team USA at the 2006 IIHF World Championship ... Registered 10 penalty minutes in seven games at the tournament. **2000:** Represented Team USA at the 2000 IIHF World Junior Championship, tallying two points in seven games.

## NHL Transactions

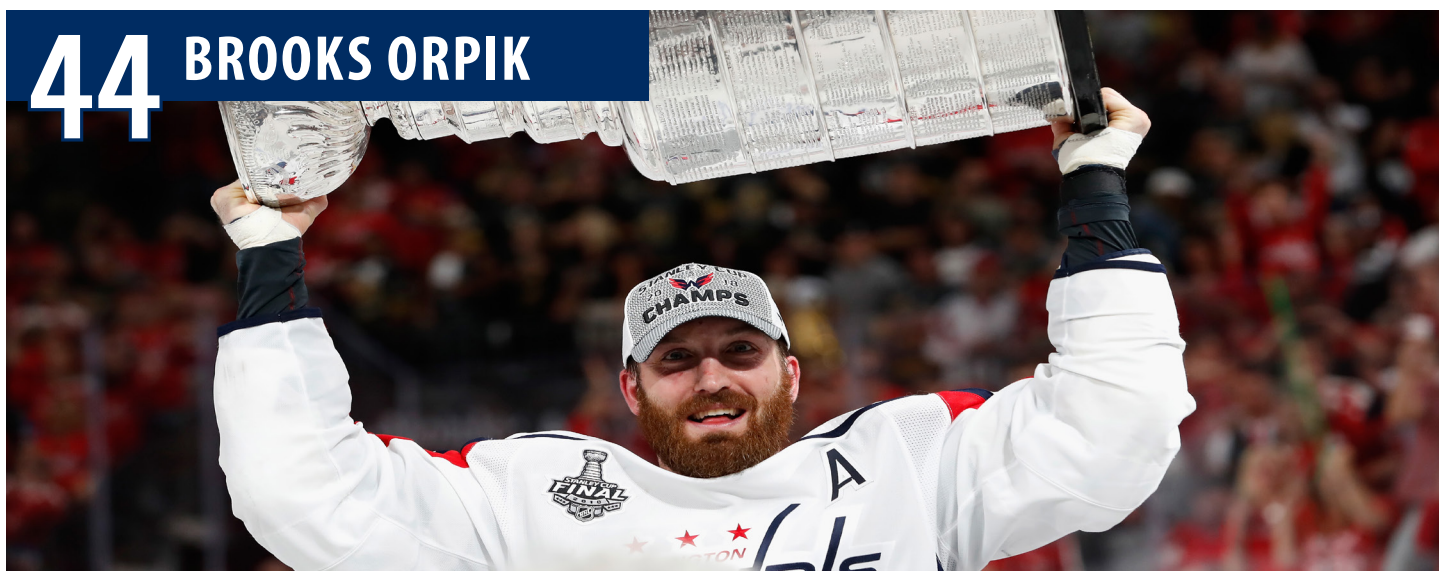
Selected by Pittsburgh in the first round, 18th overall, in the 2000 NHL Draft ... Signed with Washington as a free agent, July 1, 2014.

## 2017-18 Analytic

Orpik's +17 plus/minus rating in the postseason set a new franchise record, surpassing Alex Ovechkin's +10 rating from 2008-09.



# 44 BROOKS ORPIK



## vs. the NHL

	GP	G	A	P	PIM
ANA	17	0	3	3	2
ARI	19	0	2	2	19
BOS	44	3	4	7	43
BUF	44	0	8	8	30
CGY	12	0	4	4	4
CAR	48	1	11	12	70
CHI	17	0	1	1	8
COL	16	2	7	9	10
CBJ	27	0	6	6	26
DAL	15	0	3	3	6
DET	20	0	2	2	17
EDM	11	0	2	2	6
FLA	47	0	8	8	43
LA	17	0	4	4	19
MIN	15	1	1	2	19
MTL	46	0	10	10	73
NSH	14	1	1	2	12
NJ	68	2	13	15	55
NYI	74	3	12	15	74
NYR	67	0	9	9	83
OTT	44	0	6	6	28
PHI	69	2	12	14	73
PIT	16	0	3	3	6
SJ	18	0	3	3	20
STL	18	0	3	3	16
TB	45	1	6	7	38
TOR	43	0	9	9	44
VAN	12	0	1	1	9
VGK	2	0	0	0	2
WSH	37	0	7	7	51
WPG	38	0	8	8	34

## Playoffs vs. the NHL

	GP	G	A	P	PIM
BOS	4	0	0	0	6
CAR	4	0	0	0	2
CBJ	10	1	4	5	2
DET	13	0	0	0	14
MTL	7	0	2	2	2
NYI	10	1	1	2	6
NYR	13	0	2	2	8
OTT	20	0	1	1	22
PHI	20	0	2	2	18
PIT	16	0	0	0	17
TB	14	0	3	3	21
TOR	6	0	2	2	2
VGK	5	1	1	2	4
WSH	7	0	3	3	8

## CAREER HIGHLIGHTS

### First NHL Game:

12/10/02 (PIT 2 at TOR 4)

### First NHL Goal:

1/24/04 (PIT 3 vs COL 5, Sauve)

### First NHL Assist:

10/25/03 (PIT 2 at NYI 7)

### Most Goals in a Game:

1 (16 times, last: 2/26/16, WSH 3 vs MIN 2)

### Most Assists in a Game:

3 (2 times, last: 10/28/13, PIT 3 at CAR 1)

### Most Points in a Game:

3 (2 times, last: 10/28/13, PIT 3 at CAR 1, 3A)

### Most Shots in a Game:

4 (6 times, last 4/8/17, WSH 3 at BOS 1)

### Most PIM in a Game:

24 (1/22/14, PIT 5 vs MTL 1)

### Most Ice Time in a Game:

28:46 (11/3/11 PIT 3 at SJ 4 SO)

### Multiple Point Games:

18 (last: 12/31/16, WSH 6 at NJ 2, 2A)

### Longest Goal Streak:

None

### Longest Assist Streak:

3 (2/15/13-2/20/13, 3A)

### Longest Point Streak:

3 (2/15/13-2/20/13, 3A)

### Penalty Shots:

None

### Shootouts:

1/1

## PLAYOFF CAREER HIGHLIGHTS

### Most Goals in a Game:

1 (3 times, last: 5/30/18, WSH 3 at VGK 2)

### Most Assists in a Game:

2 (2 times, last: 4/23/18 WSH 6 at CBJ 3)

### Most Points in a Game:

2 (2 times, last: 4/23/18 WSH 6 at CBJ 3, 2A)


## CAREER STATISTICS

Year	Team	League	GP	G	A	Pts	PIM	+/-	PP	SH	GW	S	GP	G	A	Pts	PIM
1998-99	Boston College	Hockey East	41	1	10	11	96	-	-	-	-	-	-	-	-	-	-
1999-00	Boston College	Hockey East	38	1	9	10	102	-	-	-	-	-	-	-	-	-	-
	United States	WJC	7	1	1	2	6	3	0	0	0	5	-	-	-	-	-
2000-01	Boston College	Hockey East	40	0	20	20	124	-	-	-	-	-	-	-	-	-	-
2001-02	Wilkes-Barre	AHL	78	2	18	20	99	2	1	0	0	72	-	-	-	-	-
2002-03	Pittsburgh	NHL	6	0	0	0	2	-5	0	0	0	2	-	-	-	-	-
	Wilkes-Barre	AHL	71	4	14	18	105	5	0	0	1	79	6	0	0	0	14
2003-04	Pittsburgh	NHL	79	1	9	10	127	-36	0	0	0	56	-	-	-	-	-
	Wilkes-Barre	AHL	3	0	0	0	2	1	0	0	0	6	24	0	4	4	53
2005-06	Pittsburgh	NHL	64	2	7	9	124	-3	0	0	0	32	-	-	-	-	-
	United States	WC	7	0	0	0	10	0	0	0	0	3	-	-	-	-	-
2006-07	Pittsburgh	NHL	70	0	6	6	82	4	0	0	0	59	5	0	0	0	8
2007-08	Pittsburgh	NHL	78	1	10	11	57	11	0	0	0	50	20	0	2	2	18
2008-09	Pittsburgh	NHL	79	2	17	19	73	10	1	0	0	39	24	0	4	4	22
2009-10	Pittsburgh	NHL	73	2	23	25	64	6	0	0	0	61	13	0	2	2	12
	United States	Olympics	6	0	0	0	0	2	0	0	0	2	-	-	-	-	-
2010-11	Pittsburgh	NHL	63	1	12	13	66	12	0	0	0	56	7	0	3	3	14
2011-12	Pittsburgh	NHL	73	2	16	18	61	19	0	0	0	44	6	0	0	0	4
2012-13	Pittsburgh	NHL	46	0	8	8	32	17	0	0	0	32	12	1	1	2	10
2013-14	Pittsburgh	NHL	72	2	11	13	46	-3	0	0	0	50	5	1	1	2	0
	United States	Olympics	6	0	0	0	2	2	0	0	0	3	-	-	-	-	-
2014-15	CAPITALS	NHL	78	0	19	19	66	5	0	0	0	66	14	0	2	2	8
2015-16	CAPITALS	NHL	41	3	7	10	24	11	0	0	1	31	6	0	0	0	10
2016-17	CAPITALS	NHL	79	0	14	14	48	32	0	0	0	93	13	0	2	2	11
2017-18	CAPITALS	NHL	81	0	10	10	68	-9	0	0	0	54	24	1	4	5	15
NHL TOTALS			982	16	169	185	940	71	1	0	1	725	149	3	21	24	132
CAPITALS TOTALS			279	3	50	53	206	39	0	0	1	244	57	1	8	9	44

Eastern Conference Young Guns (2004)







# T.J. OSHIE

*OH-shee*

# 77

Right Wing • Height: 6'0" • Weight: 196 • Shoots: Right

Born: December 23, 1986 (Everett, Washington)

Drafted: Blues' first-round choice, 24th overall, in the 2005 NHL Draft

Acquired: From St. Louis in exchange for Troy Brouwer, Phoenix Copley and a third-round pick in the 2016 NHL Draft, July 2, 2015

## 2017-18

Ranked second on the team in power play goals (9) ... Led Capitals forwards in takeaways (51) ... Ranked third among Capitals forwards in blocked shots (54) ... Scored a goal at PIT (4/1) ... Tallied two points vs. DAL (1g, 1a), marking his ninth multi-point game of the season ... Scored two goals at NYI (3/15) ... Scored the game-winning goal vs. PHI (1/31) ... Missed six games due to injury (12/6-12/19) ... Tallied three assists vs. TOR (11/25) ... Earned two assists vs. OTT (11/22) ... Record two assists vs. STL (11/7) ... Scored two goals at NSH (11/14) ... Scored the game-winning goal vs. PIT (11/10) ... Recorded three points (2g, 1a) at NJ (10/13) ... Registered three points (2g, 1a) at TB (10/9), including two power play goals ... Scored the game-winning goal vs. MTL (10/7) ... Set career highs in playoff goals (8), assists (13) and points (21) ... Ranked fourth on the team in points during playoffs ... Recorded six multi-point games ... Tied for the team lead in power play goals (6) during playoffs.

## Career

**2016-17:** Registered career highs in goals (33) and plus/minus (+28) ... Led the NHL in shooting percentage (23.1%) ... Ranked seventh in the NHL in plus/minus ... Is the first Capitals player other than Alex Ovechkin to score 30 goals in a season since 2009-10 (Alex Semin: 40, Nicklas Backstrom: 33) ... The Capitals were 27-3-2 this season when Oshie earned a point ... Scored a goal at CBJ (4/2) ... Scored two goals at MIN (3/28), including the GWG in OT ... Earned two points (1g, 1a) vs. CGY (3/21) ... Tied his career high in points and recorded his third career hat trick (3g, 1a) at TB (3/18) ... Scored a goal at LA (3/11) ... Scored a goal vs. DAL (3/6) ... Recorded two points (1g, 1a) at PHI (2/22) ... Earned two points (1g, 1a) vs. ANA (2/11) ... Recorded three points (2g, 1a) vs. DET (2/9) ... Scored a goal vs. LA (2/5) ... Earned two points (1g, 1a) vs. BOS (2/1) ... Scored a goal vs. CAR (1/23) ... Scored a goal at DAL (1/21) ... Recorded two points (1g, 1a) at STL (1/19) ... Tallied three points (1g, 2a) at PIT (1/16) ... Recorded two points (1g, 1a) vs. CHI (1/13) ... Recorded three assists vs. PIT (1/11) ... Scored the game-winning goal at OTT (1/7) ... Scored a goal vs. TOR (1/3) ... Recorded two points (1g, 1a) at NJ (12/31) ... Scored the game-tying goal in the third period and the game-deciding goal in the shootout at CAR (12/16) ... Earned two points (1g, 1a) at BUF (12/9) ... Tied his career high with four points (2g, 2a) vs. PIT (11/16) ... Scored two goals vs. FLA (11/5) ... Scored a goal vs. WPG (11/3) ... Registered two points (1g, 1a) at VAN (10/29) ... Scored two goals vs. COL (10/18) ... Finished second on the team with 12 points (4g, 8a), leading the team in assists in the playoffs. **2015-16:** Set career high in goals (26) and power-play goals (11) ... Tied his career high in games played (80) and game-winning goals (5) ... His 26 goals mark the most goals by a Capitals player other than Alex Ovechkin since 2010-11 (Alexander Semin: 28) ... Reached the 50-point plateau for the fourth time in his career ... Ranked second on the team in goals and power-play goals, third in game-winning goals, tied for fourth in plus/minus (+16) and fifth in points ... Ranked third among Capitals forwards in hits (134) ... Earned an assist at STL (4/9) ... Recorded his 19th career three-point game (1g, 2a) vs. NYI (4/5) ... Scored a goal at COL (4/1) ... Scored a goal vs. CBJ (3/28) ... Scored a goal at OTT (3/22) ... Scored a goal vs. NSH (3/18) ... Scored a goal at SJ (3/12) ... Earned two points (1g, 1a) and scored his 20th goal of the season at LA (3/9) ... Scored a power-play goal vs. NYR (3/4) ... Earned three assists vs. TOR (3/2) ... Scored a goal vs. NJ (2/20) in his 500th NHL game ... Tallied an assist at NYI (2/18) ... Earned an assist at MIN (2/11) ... Earned two points (1g, 1a) vs. NYI (2/4) ... Recorded an assist vs. FLA (2/2) ... Earned an assist vs. PHI (2/1) ... Tallied an assist at CBJ (1/19) ... Earned two points vs. OTT (1/10) ... Scored a power-play goal at CBJ (1/2) ... Earned an assist vs. BUF (12/30) ... Tallied an assist at BUF (12/28) ... Named NHL's "second Star" for the week ending 12/20 ... Scored a goal at NYR (12/20) ... Registered his third career four-point game (2g, 2a) vs. TB (12/18) ... Recorded his 16th career three-point game (2g, 1a) at PIT (12/14) ... Registered his first multi-goal game of the season (2g) at MTL (12/3) ... Scored a power-play vs. TB (11/27) ... Tallied an assist vs. COL (11/21) ... Earned an assist vs. DAL (11/19) ... Scored a goal at PHI (11/12) ... Scored the game-winning goal in the third period vs. CBJ (10/30) ... Led all skaters in shots (5) and hits (7) vs. PIT (10/28) ... Tallied two assists at EDM (10/23) ... Scored a goal at CGY (10/20), extending his goal

streak to three games ... Registered two points (1g, 1a) for the second consecutive game vs. CAR (10/17) ... Earned his first Capitals point, goal and assist (1g, 1a) vs. CHI (10/15) ... Made his Capitals debut vs. NJ (10/10) ... Recorded 10 points (6g, 4a) in 12 games during the postseason after registering nine points (5g, 4a) in his previous 30 playoff games ... Led the team in goals (6) and game-winning goals (2) during the postseason and ranked tied for third in power-play goals (2), fourth in points (10), fifth in power-play points (4) and tied for fifth in assists (4) ... Made his Capitals playoff debut in Game 1 of the ECQF vs. PHI (4/14) ... Earned his first Capitals playoff point with an assist in Game 2 of the ECQF vs. PHI (4/16) ... Earned two assists in Game 3 of the ECQF at PHI (4/18) ... Scored a goal in Game 4 of the ECQF at PHI (4/20) ... Earned a point in three straight games (4/16-4/20: 1g, 3a) ... Earned his first career playoff hat trick and scored the game-winning goal in overtime in Game 1 of the ECSF vs. PIT (4/28) ... Became the first player to record a postseason hat trick that included an overtime goal since Patrick Kane vs. LA on June 8, 2013 ... Is the third player in franchise postseason history to record a hat trick and score an overtime goal in the same game, joining Dino Ciccarelli on April 5, 1990 at New Jersey and Nicklas Backstrom on April 17, 2010 against Montreal ... His goal in overtime marked his first career playoff game-winning goal and overtime goal ... The game also marked his second career multi-goal playoff game (May 6, 2013 at LA: 2g) ... Earned two points (1g, 1a), including the game-winning goal, in Game 5 of the ECSF vs. PIT (5/7) ... Scored a power-play goal in Game 6 of the ECSF at PIT (5/10). **2014-15:** Finished the season ranked tied for third among Blues skaters in assists (36), fourth in plus/minus (+17), tied for fourth in game-winning goals (4) and fifth on the team in points (55) and goals (19) ... Recorded three assists at VAN (3/1) ... Tallied three assists at WSH (2/1) ... Earned three assists at ARI (1/6) ... Was named the NHL's First Star of the week ending Jan. 4 ... Registered his second career hat trick and matched his career high with four points (3g, 1a) at SJ (1/3) ... Appeared in his 400th game at NSH (12/30) ... Posted three points (1g, 2a), including the game-winning goal vs. NYI (12/11) ... Earned three points (1g, 2a) vs. EDM (11/28) ... Earned two points (1g, 1a) in six playoff games. **2013-14:** Set career highs in goals (21), assists (39), points (60), game-winning goals (5) and plus/minus (+19) ... Logged his first career hat trick on Mar. 27 vs. MIN ... Set a career high with four points (assists) on Nov. 14 vs. COL ... Registered his 200th career point, Oct. 17 at CHI ... Played in his 300th career game, Oct. 25 vs. VAN ... Ranked second on the club with two goals in five playoff games. **2012-13:** Tied for 8th on the club with 20 points, tied for 7th with seven goals and tied for 3rd with a 11.1% shooting percentage ... Led the team with eight power play assists while tying for 5th with two power play goals ... One of two Blues (Patrik Berglund) with at least one power play goal, one shorthanded goal and one game-winning goal ... Posted five multi-point games including a career high tying three points (1g, 2a) on Jan. 19 vs. Detroit ... Logged a season best three-game point streak from Feb. 13 to Feb. 17 ... Fired a career high tying six shots on goal on Feb. 20 at Colorado ... Posted a postseason career high two goals in Game Four on May 6 at Los Angeles ... Tied for the club lead with two goals in six appearances. **2011-12:** Set a career high in games played (80), tied for the team lead in points (54 – career high), tied for 3rd in goals (19 – career high), ranked 2nd in assists (35 – career high), tied for 6th in plus/minus (+15), ranked 9th in penalty minutes (50 – career high), tied for 6th in power play goals (3), tied for 4th in game-winning goals (3 – tied career high) and tied for 3rd in shots (188 – career high) ... Ranked 5th in time on ice per game (19:31) and 6th in shorthanded (1:48) and power play TOI/G (2:28) ... Recorded 14 multi-point games including tying a career high with three points twice, on Nov. 4 vs. Vancouver and Feb. 16 vs. New York (Islanders) ... Tied a career high with two goals twice, on Nov. 4 vs. Vancouver and Dec. 8 vs. Anaheim ... Tied a career high with six shots twice, on Dec. 6 vs. Detroit and Dec. 21 at Colorado ... Played in his 200th career NHL game on Nov. 17 vs. Florida ... Served his 100th career penalty minute on Dec. 10 vs. San Jose ... Logged his 100th career assist on Feb. 16 vs. New York (Islanders) ... Recorded three points (3a) in nine games

# 77 T.J. OSHIE



## vs. the NHL

	GP	G	A	P	PIM
ANA	22	9	8	17	12
ARI	25	6	12	18	16
BOS	16	3	2	5	14
BUF	13	2	8	10	8
CGY	29	5	12	17	14
CAR	20	4	7	11	10
CHI	38	7	22	29	14
COL	28	7	18	25	21
CBJ	39	10	15	25	20
DAL	28	12	13	25	18
DET	34	8	9	17	14
EDM	28	6	18	24	12
FLA	16	2	2	4	6
LA	26	9	4	13	16
MIN	27	10	11	21	14
MTL	15	5	6	11	2
NSH	35	14	10	24	14
NJ	13	4	4	8	4
NYI	20	9	12	21	0
NYR	19	3	6	9	13
OTT	16	4	7	11	8
PHI	20	5	6	11	17
PIT	22	9	10	19	24
SJ	26	6	6	12	17
STL	3	1	4	5	0
TB	17	12	10	22	4
TOR	15	5	11	16	4
VAN	27	7	14	21	4
VGK	2	0	0	0	0
WSH	7	2	5	7	4
WPG	19	1	5	6	16

## Playoffs vs. the NHL

	GP	G	A	P	PIM
CBJ	6	3	1	4	4
CHI	5	2	0	2	2
LA	10	2	3	5	8
MIN	6	1	1	2	0
PHI	6	1	3	4	9
PIT	19	8	7	15	15
SJ	5	0	3	3	0
TB	7	2	5	7	2
TOR	6	3	4	7	2
VAN	4	0	0	0	2
VGK	5	1	5	6	14

## CAREER HIGHLIGHTS

### First NHL Game:

10/10/08 (STL 5 vs NSH 2)

### First NHL Goal:

10/22/08 (STL 3 vs DET 4, Conklin)

### First NHL Assist:

10/13/08 (STL 5 at TOR 4 SO)

### Most Goals in a Game:

3 (3 times, last: 3/18/17 WSH 5 at TB 3)

### Most Assists in a Game:

4 (11/14/13, STL 7 vs COL 3)

### Most Points in a Game:

4 (5 times, last: 3/18/17 WSH 5 vs TB 3, 3G-1A)

### Most Shots in a Game:

6 (12 times, last: 12/28/17, WSH 4 vs BOS 3 SO)

### Most PIM in a Game:

6 (2 times, last 1/11/17, WSH 5 vs PIT 2)

### Most Ice Time in a Game:

24:40 (10/13/15, WSH 0 vs. SJ 5)

### Multiple Point Games:

111 (last: 3/20/18, WSH 4 at DAL 3, 1G-1A)

### Longest Goal Streak:

4 (2 times, last: 1/16/17-1/23/17, 4G)

### Longest Assist Streak:

6 (10/17/13-11/1/13, 6A)

### Longest Point Streak:

7 (2 times, last: 12/27/14-1/8/15, 6G-7A)

### Penalty Shots: 1/1

### Shootouts: 40/75

## PLAYOFF HIGHLIGHTS

### Most Goals in a Game:

3 (4/28/16, WSH 4 vs PIT 3 OT)

### Most Assists in a Game:

2 (6 times, last: 6/4/18, WSH 6 vs VGK 2)

### Most Points in a Game:

3 (2 times, last: 6/4/18, WSH 6 vs VGK 2, 1G-2A)

## CAREER STATISTICS

			Regular Season													Playoffs				
Year	Team	League	GP	G	A	Pts	PIM	+/-	PP	SH	GW	S	GP	G	A	Pts	PIM			
2004-05	Sioux Falls	USHL	11	3	2	5	6	-2	0	0	1	-	-	-	-	-	-	-	-	-
2005-06	North Dakota	NCAA	44	24	21	45	33	-	-	-	-	-	-	-	-	-	-	-	-	-
	United States	WJC	7	1	0	1	10	-	-	-	-	-	-	-	-	-	-	-	-	-
2006-07	North Dakota	NCAA	43	17	35	52	30	-	-	-	-	-	-	-	-	-	-	-	-	-
2007-08	North Dakota	NCAA	42	18	27	45	57	-	-	-	-	-	-	-	-	-	-	-	-	-
2008-09	St. Louis	NHL	57	14	25	39	30	16	6	1	1	101	4	0	0	0	2			
	United States	WC	9	1	2	3	2	-	1	-	-	-	-	-	-	-	-	-	-	-
2009-10	St. Louis	NHL	76	18	30	48	36	-1	1	1	3	158	-	-	-	-	-	-	-	-
	United States	WC	6	4	2	6	2	-	-	-	-	-	-	-	-	-	-	-	-	-
2010-11	St. Louis	NHL	49	12	22	34	15	10	3	1	3	103	-	-	-	-	-	-	-	-
2011-12	St. Louis	NHL	80	19	35	54	50	15	3	1	3	188	9	0	3	3	6			
2012-13	St. Louis	NHL	30	7	13	20	15	-5	2	1	1	65	6	2	0	2	2			
	United States	WC	4	1	0	1	2	-	-	-	-	-	-	-	-	-	-	-	-	-
2013-14	St. Louis	NHL	79	21	39	60	42	19	5	2	5	152	5	2	0	2	2			
	United States	Olympics	6	1	3	4	4	0	0	0	1	7	-	-	-	-	-	-	-	-
2014-15	St. Louis	NHL	72	19	36	55	51	17	3	0	4	162	6	1	1	2	0			
2015-16	CAPITALS	NHL	80	26	25	51	34	16	11	0	5	185	12	6	4	10	11			
2016-17	CAPITALS	NHL	68	33	23	56	36	28	7	1	4	143	13	4	8	12	4			
	United States	WCup	3	1	0	1	0	-2	-	-	-	-	-	-	-	-	-	-	-	-
2017-18	CAPITALS	NHL	74	18	29	47	31	2	9	0	3	127	24	8	13	21	31			
NHL TOTALS			665	187	277	464	340	117	50	8	32	1,384	79	23	29	52	58			
CAPITALS TOTALS			222	77	77	154	101	46	27	1	12	455	49	18	25	43	46			

WCHA All-Rookie Team (2006) • Third team All-WCHA (2007) • UND's Cliff "Fido" Purpur Award (2007) • First Team All-American (2008)



# 77 T.J. OSHIE

including his first career playoff points on Apr. 14 vs. San Jose. **2010-11:** Appeared in 49 games recording 34 points including 12 goals, 22 assists, a +10 rating and 15 penalty minutes ... Ranked fourth on the team in plus/minus while slotting second among Blues forwards in shorthanded ice time per game (1:53) ... Tied for fourth in the NHL with three home shootout goals while ranking second on the Blues in shootout goals (4) and first in shootout shooting percentage (4/5, 80%) ... Was one of two NHL players (Jarret Stoll) with a perfect shootout conversion rate on home ice (3 for 3) among players with at least three attempts ... Recorded his first career multi-goal game and tied a single-game career high with three points (2g, 1a) on Feb. 19 vs. Anaheim ... Posted seven multi-game point streaks including a career high and team high tying seven-game stretch from Oct. 11 to Oct. 28 (1g, 8a) and a career high tying five-game three consecutive outings from Feb. 18 to Feb. 21 (3g, 4a) ... Tied a career high with six shots on goal on both Mar. 17 at Los Angeles and Apr. 9 vs. Nashville ... Tallied his 100th point as a Blue on Feb. 6 at Tampa Bay. **2009-10:** Recorded career highs in games played (76), goals (18), assists (30) and points (48) ... Led the team with a 62.5% conversion rate in shootouts, also tied for second in points and shootout goals (5) while finishing third in assists, third in game-winning goals (3), fourth in goals and eighth in shots (158) ... Ranked third among Blues forwards in shorthanded ice time per game with 2:22 and fifth on the Blues in overall ice time per game at 18:19 ... His five shootout goals ranked 11th in the NHL while his 62.5% shooting percentage in the shootout finished tied for third best among NHL players with at least eight attempts ... Matched a single-game career best with two assists on Nov. 10 vs. Vancouver, Nov. 27 at Nashville and Jan. 20 at Montreal ... Tallied a team best four-game goal-streak from Feb. 12 to Mar. 4 (4g), also a new career high ... Set a new career high with a five-game assist/points streak from Jan. 30 to Feb. 8 (5a) ... In total, accrued seven different multi-game points streaks including three, three-game stretches to accompany his four and five-game streaks ... multi-point games including back-to-back efforts on Nov. 25 and Nov. 27 ... Buried the game-winning shootout goal on his birthday, Dec. 23 at Calgary ... Finished the season with six points in his last seven games (3g, 3a) ... Played in his 100th career NHL/Blues game Jan. 16 vs. New York Rangers. **2008-09:** Among NHL rookies, tied for 8th with 39 points, ranked 6th with 25 assists, tied for 7th with 12 power-play points, ranked 3rd with a plus-16 rating, and tied for 6th with six power play goals ... Named Rookie of the Month for March by recording 13 points (four goals, nine assists) and a +6 rating in 14 games ... Tallied points in nine games which included an assist and a +3 rating in a 5-2 victory over Dallas Mar. 10, notched a goal and an assist in a 5-2 loss to Detroit Mar. 14, notched a pair of assists in a 5-3 win over Minnesota Mar. 15, tallied a goal and an assist and was named First Star in a 4-2 victory over Vancouver Mar. 26 and registered two points (1g, 1a) and a +3 rating in a 5-2 win at Columbus Mar. 29 that gave the Blues a sweep of the weekend home-and-home series ... Scored his first career game-winning goal on March 20 at Calgary ... Notched 35 points (12g, 23a) in his last 45 games and had 15 points (5g, 10a) in his last 17 games ... Posted a plus-or-even rating in 48 of the 57 games he played in and ranked 2nd on the team with a plus-16 rating ... Posted a career-high four-game point streak (2g, 2a) from Dec. 30-Jan. 9 ... Scored his first career NHL goal on Oct. 22 vs. Detroit ... Tallied the game-winning shootout goal on Oct. 18 vs. Chicago ... Scored his first NHL point (assist) on Oct. 13 at Toronto ... Made his NHL debut on Oct. 10 vs. Nashville ... Made his postseason debut on April 15 at Vancouver

## International Career

**2016:** Represented the United States at the World Cup of Hockey, scoring one goal in three games. **2014:** Represented the United States at the 2014 Winter Olympics in Sochi, Russia, registering four points (1g, 3a) and four penalty minutes in six games ... Helped lead the United States to a shootout win over host Russia, scoring on four of six shootout attempts. **2013:** Scored one goal in four games with the United States at the 2013 World Championship. **2010:** In six games for the United States at the 2010 World Championships, totaled six points on four goals and two assists including two game-winning goals. **2009:** Appeared in nine games for the United States at the 2009 World Championship. **2006:** Played in seven games for Team USA at the 2006 IHF World Junior Championships, registering a goal and 10 penalty minutes.

## College Career

Played three seasons at the University of North Dakota (2005-08), registering 142 points (59g, 83a) in 129 career games ... Reached the Frozen Four in all three seasons with Fighting Sioux. **2007-08:** Named American Hockey Coaches Association first team West All-American ... Named to NCAA Midwest Regional All-Tournament Team after recording four points (two assists in each game) in wins over Princeton and Wisconsin ... Named first team All-WCHA & to WCHA Final Five All-Tournament team ... Led team in scoring with 45 points and with 27 assists; tied for team lead in goals (18) while playing against what has been the most difficult schedule in the nation, according to both the KRACH & Pairwise RPI rating system ... UND was 24-2-0 this season in games in which Oshie had a point ... Had five GWG and 16 in his career, second in school history behind Mark Taylor's 18 GWG (1976-80) ... Had 16 multiple-point games in 2007-08 and 41 in his career ... Had 32 points (13g, 19a) in 23 career WCHA and NCAA postseason games ... Total includes 15 points (5g, 10a) in nine NCAA postseason games and 17 points (8g, 9a) in 14 WCHA postseason games ... Oct. 30 WCHA Offensive Player of the Week after scoring hat trick in win at Michigan Tech on Oct. 27 ... Had career-long eight-game point-scoring streak from Dec. 29 to Jan. 26, had four goals and seven assists in streak ... Finished fourth in the WCHA in scoring with 29 points in league games (12g, 17a) and 1.07 point per game average ... Finished 30th on UND's all-time scoring list with 142 career points ... Only eight players in school history scored more points than Oshie in three or fewer years of college. **2006-07:** Played in all 43 of North Dakota's games ... Earned third team All-WCHA honors ... Was second on the team in scoring with 52 points (17g, 35a) ... Scored points in 17 of his last 20 games ... In that season-ending 20-game stretch, Oshie had 34 points (12g, 22a) ... Led nation with eight points (4g, 4a) in NCAA tournament ... His four 2007 NCAA tournament goals were second only to teammate Chris Porter's five ... Had 15 multi-point games on the season, second on the team to Ryan Duncan's 17 ... Had four multi-goal games on the season, tied with Jonathan Toews for second-best on the team behind Ryan Duncan's eight ... Had two of the team's eight four-point games, tallying four (1g, 3a) against Bemidji State on Jan. 20 and four (3g, 1a) against Michigan on March 24 ... His hat trick was one of three by UND in 2006-07 and the second of Oshie's career ... Named to the all-tournament team at the NCAA West Regional after recording five points (3g, 2a) in two games ... Led the WCHA in assists with 35 in all games; Oshie's total of 35 assists was fourth-best in the nation ... Led team in faceoff percentage, winning 58.6 percent of his draws (190-134) ... Named to the all-tournament team at Dartmouth's Ledyard National Bank Tournament after picking up three assists in two games ... Was stopped on a penalty shot on Dec. 29 by Dartmouth's Mike Devine at 6:07 of the first period in a 4-1 UND win ... Received honorable mention by USCHO when it named its national All-USCHO teams ... Recipient of UND's Cliff "Fido" Purpur Award, given to the player who demonstrates hard work, determination and being a creator of excitement on the ice. **2005-06:** Finished tied for second in the nation among freshman with 45 points (24g, 21a) and was ranked first among all players with nine game-winning goals ... Was named to the WCHA All-Rookie Team and Inside College Hockey's (INCH) All-Rookie Team ... Ranked third on North Dakota with 45 points and was tied for first with 24 goals ... Captured WCHA Rookie of the Week and INCH Player of the Week honors for the week of Dec. 19 after scoring four goals including his first collegiate hat trick and both game-winners ... Led North Dakota to the 2006 Frozen Four.

## NHL Transactions

Selected by St. Louis in the first round, 24th overall, in the 2005 NHL Draft ... Acquired by Washington in exchange for Troy Brouwer, Phoenix Copley and a third-round draft pick in the 2016 NHL Draft, July 2, 2015.

## Twitter

@TJOshie77

## 2017-18 Analytic

Oshie's 2.29 takeaways per 60 minutes of play at five-on-five ranked second on the Capitals.



77 T.J. OSHIE







# ALEX OVECHKIN

Left Wing • Height: 6'3" • Weight: 240 • Shoots: Right

Born: September 17, 1985 (Moscow, Russia)

Drafted: Capitals' first-round choice, first overall, in the 2004 NHL Draft

# 8

Captured the 2018 Conn Smythe Trophy as playoff MVP, becoming the only player in NHL history to win a Conn Smythe Trophy, a Calder Memorial Trophy, an Art Ross Trophy, a Hart Memorial Trophy, a Ted Lindsay Award and a Maurice "Rocket" Richard Trophy ... Ranks first in franchise history in goals (607), points (1,122), power-play goals (229), game-winning goals (102), overtime goals (22), shots (4,896) and multi-goal games (120) ... Has posted 196 more goals, 96 more power-play goals, 40 more multi-goal games, six more points and 26 more game-winning goals than any other NHLer since he entered the league in 2005-06 ... Leads the NHL in power-play goals since 1994-95, multi-goal games since 1998-99, shots since 1994-95 and goals since 1997-98 despite making his NHL debut in 2005-06 ... His average of 0.605 goals per game is sixth in NHL history (minimum: 300 games played), trailing only Mike Bossy (0.762), Cy Denneny (0.755), Mario Lemieux (0.754), Babe Dye (0.742) and Pavel Bure (0.623) ... Only four players scored more goals (525) in their first 11 seasons than Ovechkin (Wayne Gretzky, Mike Bossy, Mario Lemieux, Brett Hull) ... Led the NHL with 49 goals in 2017-18 to capture his seventh Maurice "Rocket" Richard Trophy, becoming the only player in the trophy's 17-year history to win the award seven times (No other player has won the award more than twice) ... Became the second NHL player since 1967-68 expansion era to lead NHL in goals at age 32 or older in 2017-18 ... Became the third player in NHL history to score 50 goals in a season seven times (Mike Bossy: 9, Wayne Gretzky: 9) ... He is one of 14 players in NHL history to score 50 goals in three consecutive seasons (2007-10) and is the first player in NHL history to score 50 goals in three consecutive seasons twice (2007-10, 2013-16) ... Scored his 484th career goal on Nov. 19, 2015 against Dallas to pass Sergei Fedorov (483) for most goals by a Russian-born player in NHL history ... Ovechkin (772 GP) scored his 483rd career goal in 476 fewer games than Fedorov (1,248 GP) ... Is the fifth-fastest player in NHL history to score 500 goals, reaching the 500-goal plateau in his 801st career game ... Only four players have achieved the milestone faster in NHL history: Wayne Gretzky (575), Mario Lemieux (605), Mike Bossy (647) and Brett Hull (693) ... Reached the 900-point mark in his 764th career game, becoming the second-fastest active player to reach the milestone (Jaromir Jagr: 681 GP) ... Is one of only five active players to reach 900 points in fewer than 1000 games, joining Jagr, Joe Thornton (879 GP), Marian Hossa (970) and Jarome Iginla (997) ... Is the first player in Capitals franchise history to reach 900 career points and the fourth Russian-born player to record 900 NHL points, joining Sergei Fedorov (1,179), Alexander Mogilny (1,032) and Alex Kovalev (1,029) ... Reached the 1,000 point mark in his 880th game, becoming the second-fastest active player to reach the milestone (Jaromir Jagr) ... Became the first player to reach the 1,000 point mark to play their entire career in the 21st century ... Won his third Hart Trophy in 2013 (2007-08, 2008-09, 2012-13) ... One of only two active players to have won the Hart Trophy multiple times (Sidney Crosby) ... Just the eighth player in NHL history to win the award three or more times, joining Wayne Gretzky, Mario Lemieux, Bobby Clarke, Bobby Orr, Gordie Howe, Eddie Shore and Howie Morenz ... In 2009, became the first player in more than a decade to win consecutive Hart Trophies (Dominik Hasek, 1997 and '98) and the first non-goaltender to do it since Wayne Gretzky won eight in a row (1980-87) ... The third-youngest player to win consecutive Hart Trophies, trailing only Gretzky and Bobby Orr ... Won three straight NHLPA MVP awards from 2008-2010, joining Wayne Gretzky and Guy Lafleur as the only players to do so ... Has been named to seven NHL All-Star Games ... The first player in league history to be named to the NHL First All-Star Team in each of his first five seasons in the league ... Has scored 20 or more power-play goals in a season four times and is one of six players in NHL history with at least four 20-PPG seasons, joining Brett Hull (5), Mike Bossy (4), Phil Esposito (4), Tim Kerr (4) and Luc Robitaille (4) ... Is the first player in NHL history to lead the League in power-play goals four straight seasons ... Has four 100-point seasons, two more than the Capitals had in their first 30 seasons ... One of six players to record 100 points four times in his first five seasons (Gretzky, Lemieux, Hawerchuk, Stastny, Sidney Crosby) ... Joined Gretzky and Lemieux as the only players to record 200 goals and 200 assists in their first four NHL seasons ... Is the third player in NHL history to score 30 or more goals in each of his first 11 seasons in the League, joining Mike Gartner (first 15 seasons) and Wayne Gretzky (13) ... Reached the 30-goal mark in his 49th game

in 2015-16, marking his eighth season in which he scored 30 goals before his 50th game ... Is the only player in the NHL to score 30 or more goals in every season since 2005-06 ... Has led the League in shots in 10 of his 12 NHL seasons and led the NHL in shots in six straight seasons (2005-2011), the only player to do so since the statistic was first tracked in 1967-68 ... Has registered 10 or more shots in a game 46 times in his career, 31 more than any other active player (Jaromir Jagr, 15) ... Ranks first in franchise playoff history in points (90), goals (46), shots (447), power-play goals (15) and tied for first in game-winning goals (6), third in games played (97) and tied for third in assists (44) ... Ranks fifth among active NHL players (min. 20 games played) in career playoff goals per game (0.47) and tied for ninth in playoff points per game (0.93) ... Passed Peter Bondra (30) for first place in all-time playoff goal scoring in Capitals history with a goal in Game 1 of the 2013 ECQF vs. NYR ... Became the first NHL player to score at least 30 goals in his first 50 Stanley Cup playoff games since Joe Sakic reached the 50-game mark with 33 goals in May 1997.

## 2017-18

Led the NHL in goals (49) and shots (355) ... Earned his seventh Maurice "Rocket" Richard Trophy ... Led the Capitals in points (87), overtime goals (3) and multi-point games (24) ... Scored his seventh game-winning goal of the season vs. NJ (4/7), passing Jarome Iginla for eighth place on the all-time NHL game-winning goals list ... Played in his 1,000th NHL game at PIT (4/1), becoming the first player in franchise history to play in 1,000 games ... Scored two goals vs. WPG (3/12), becoming the fourth-fastest player in NHL history to score 600 goals (990 games) ... Scored two goals vs. BUF (2/24) ... Registered four points (1g, 3a) at MIN (2/15), becoming the 61st player in NHL history to reach the 1,100-point milestone ... Scored two goals at PIT (2/2) ... Scored two goals at CAR (1/2), including the game-winning goal in OT ... Earned three assists vs. NJ (12/30) ... Scored the game-winning goal in OT vs. ANA (12/16) ... Recorded four points (1g, 3a) vs. CHI (12/6) ... Recorded his 20th career hat trick at TOR (11/25) ... Registered three assists at EDM (10/28) ... Scored the game-winning goal in OT at DET (10/20), passing Jaromir Jagr for first place on the all-time NHL overtime goals list ... Scored hat tricks in each of the Capitals' first two games (at OTT 10/5, vs. MTL 10/7), becoming the first player to open the season with two straight hat tricks in 100 years ... Led NHL in playoff goals (15) ... Captured the Conn Smythe Trophy as playoff MVP ... Set franchise record for goals in a single postseason, passing John Druce (1990, 14) ... Ranked second in NHL in playoff points (27) ... Moved into first in franchise history in career playoff games played (121).

## 2016-17

Played in every game for the fourth time in his career ... Ranked tied for first in the NHL in power-play goals (17) and second in shots (313) ... Earned an assist at TOR (4/4) to pass Alexander Mogilny (1,032) for second place in NHL history in points by a Russian-born player ... Earned four points (3g, 1a), including his 17th career hat trick at MIN (3/28) ... Scored his 30th goal of the season vs. ARI (3/27), becoming third player in NHL history to score 30 goals in each of his first 12 NHL seasons ... Recorded two points (1g, 1a) and 11 shots vs. CGY (3/21) ... Played in his 900th NHL/Capitals game at NSH (2/25) ... Recorded two points (1g, 1a) vs. CAR (2/7) ... Scored a power-play goal vs. BOS (2/1), passing Wayne Gretzky for 15th place on the all-time NHL PPG list ... Recorded an eight-game point streak (1/9-1/23: 4g, 9a) ... Tallied two assists at STL (1/19) ... Scored two goals, including his 1,000th NHL point, vs. PIT (1/11) ... Registered three points (1g, 2a) at MTL (1/9) ... Scored the game-winning goal in OT vs. TOR (1/3), tying Jaromir Jagr (19) for first place in NHL history in OT goals ... Passed Dale Hunter (872) for fourth place on Capitals games played list vs. NJ (12/29) ... Earned two points (1g, 1a), including his 200th career power-play goal vs. VAN (12/11) ... Became the 18th player in NHL history to score 200 PPGs ... Recorded his 16th career hat trick (3g) vs. STL (11/23) ... Tallied two points (1g, 1a) vs. FLA (11/5) ... Registered three points (2g, 1a), including the game-winning goal in OT vs. WPG (11/3) ... Recorded two points (1g, 1a) vs. COL (10/18) ... Recorded five goals and three assists in 13 playoff games ... Moved into third in franchise

8

## ALEX OVECHKIN



## vs. the NHL

	GP	G	A	P	PIM
ANA	16	10	13	23	14
ARI	16	7	9	16	16
BOS	45	21	24	45	35
BUF	45	30	16	46	69
CGY	16	10	12	22	2
CAR	73	36	49	85	49
CHI	16	9	8	17	35
COL	16	6	5	11	8
CBJ	30	16	6	22	22
DAL	16	9	5	14	8
DET	23	12	9	21	4
EDM	16	10	10	20	2
FLA	60	36	40	76	18
LA	17	5	8	13	4
MIN	14	15	10	25	4
MTL	45	27	22	49	36
NSH	17	10	4	14	16
NJ	48	22	30	52	18
NYI	50	34	18	52	36
NYR	52	30	18	48	37
OTT	43	27	17	44	38
PHI	49	33	22	55	22
PIT	52	33	23	56	34
SJ	18	8	6	14	10
STL	17	15	13	28	4
TB	66	43	42	85	32
TOR	45	37	27	64	30
VAN	16	7	5	12	10
VGK	2	0	0	0	2
WPG	63	47	44	91	34

## Playoffs vs. the NHL

	GP	G	A	P	PIM
BOS	7	2	3	5	4
CBJ	6	5	3	8	0
MTL	7	5	5	10	0
NYI	7	2	3	5	4
NYR	33	13	10	23	18
PHI	13	7	7	14	0
PIT	26	15	18	33	20
TB	11	6	5	11	4
TOR	6	3	0	3	2
VGK	5	3	2	5	2

## CAREER HIGHLIGHTS

## First NHL Game:

10/5/05 (WSH 3 vs CBJ 2)

## First NHL Goal:

10/5/05 (WSH 3 vs CBJ 2, Leclaire)

## First NHL Assist:

10/7/05 (WSH 3 vs ATL 7)

## Most Goals in a Game:

4 (4 times, last: 10/7/17, WSH 6 vs MTL 1)

## Most Assists in a Game:

4 (1/15/10, WSH 6 vs TOR 1)

## Most Points in a Game:

5 (4 times, last: 1/15/10, WSH 6 vs TOR 1, 1G-4A)

## Most Shots in a Game:

15 (2 times, last: 11/10/15, WSH 0 at DET 1)

## Most PIM in a Game:

20 (12/2/06, WSH 7 vs BUF 4)

## Most Ice Time in a Game:

30:09 (11/28/07, WSH 1 vs FLA 2)

## Hat Tricks:

20 (last: 11/25/17, WSH 4 at TOR 2, 3G)

## Multiple-Point Games: 320

## Multiple-Goal Games: 120

## Longest Goal Streak:

7 (2/10/06-3/8/06, 7G)

## Longest Assist Streak:

7 (2 times, last: 11/10/08-11/22/08, 10A)

## Longest Point Streak:

13 (1/1/07-2/1/07, 8G-12A)

## Penalty Shots: 2/12

## Shootouts: 31/100

## PLAYOFF CAREER HIGHLIGHTS

## Most Goals in a Game:

3 (5/4/09, WSH 4 vs PIT 3)

## Most Assists in a Game:

3 (2 times, last: 4/17/10, WSH 6 vs MTL 5 OT)

## Most Points in a Game:

4 (4/17/10, WSH 6 vs MTL 5 OT, 1G-3A)

## CAREER STATISTICS

Year	Team	League	GP	G	A	Pts	PIM	+/-	PP	SH	GW	S	GP	G	A	Pts	PIM
2005-06	CAPITALS	NHL	81	52	54	106	52	2	21	3	5	*425	-	-	-	-	-
	Russia	Olympics	8	5	0	5	8	-	-	-	-	-	-	-	-	-	-
	Russia	WC	7	6	3	9	6	-	-	-	-	-	-	-	-	-	-
2006-07	CAPITALS	NHL	82	46	46	92	52	-19	16	0	8	*392	-	-	-	-	-
	Russia	WC	8	1	2	3	29	-	-	-	-	-	-	-	-	-	-
2007-08	CAPITALS	NHL	82	*65	47	*112	40	28	22	0	11	*446	7	4	5	9	0
	Russia	WC	9	6	6	12	8	-	-	-	-	-	-	-	-	-	-
2008-09	CAPITALS	NHL	79	*56	54	110	72	8	19	1	10	*528	14	11	10	21	8
2009-10	CAPITALS	NHL	72	50	59	109	89	45	13	0	7	*368	7	5	5	10	0
	Russia	Olympics	4	2	2	4	2	-	-	-	-	-	-	-	-	-	-
	Russia	WC	9	5	1	6	4	-	-	-	-	-	-	-	-	-	-
2010-11	CAPITALS	NHL	79	32	53	85	41	24	7	0	*11	*367	9	5	5	10	10
	Russia	WC	5	0	0	0	4	-	-	-	-	-	-	-	-	-	-
2011-12	CAPITALS	NHL	78	38	27	65	26	-8	13	0	3	303	14	5	4	9	8
	Russia	WC	3	2	2	4	2	-	-	-	-	-	-	-	-	-	-
2012-13	CAPITALS	NHL	48	*32	24	56	36	2	*16	0	4	*220	7	1	1	2	4
	Russia	WC	1	1	1	2	0	-2	0	0	0	8	-	-	-	-	-
2013-14	CAPITALS	NHL	78	*51	28	79	48	-35	*24	0	10	*386	-	-	-	-	-
	Russia	Olympics	5	1	1	2	0	2	0	0	0	24	-	-	-	-	-
	Russia	WC	9	4	7	11	8	6	2	0	1	52	-	-	-	-	-
2014-15	CAPITALS	NHL	81	*53	28	81	58	10	*25	0	*11	*395	14	5	4	9	6
	Russia	WC	2	1	1	2	0	1	0	0	0	6	-	-	-	-	-
2015-16	CAPITALS	NHL	79	*50	21	71	53	21	*19	0	8	*398	12	5	7	12	2
	Russia	WC	6	1	1	2	2	3	0	0	0	23	-	-	-	-	-
2016-17	CAPITALS	NHL	82	33	36	69	50	6	*17	0	7	313	13	5	3	8	8
	Russia	WCup	4	1	2	3	6	1	-	-	-	-	-	-	-	-	-
2017-18	CAPITALS	NHL	82	49	38	87	32	3	17	0	7	355	24	15	12	27	8
NHL/CAPITALS TOTALS			1,003	607	515	1,122	649	87	229	4	102	4,896	121	61	56	117	54

\* League leader

Conn Smythe Trophy (2018) • Hart Trophy (2008, 2009, 2013) • Lester B. Pearson Award (2008, 2009) • Ted Lindsay Award (2010) • Art Ross Trophy (2008)

Maurice "Rocket" Richard Trophy (2008, 2009, 2013, 2014, 2015, 2016, 2018) • Calder Memorial Trophy (2006)

NHL First All-Star Team (2006, 2007, 2008, 2009, 2010, 2013, 2015) • NHL Second All-Star Team (2011, 2013, 2014, 2016)

NHL All-Star Game (2007, 2008, 2009, 2011, 2012, 2015, 2016, 2017, 2018) • NHL All-Rookie Team (2006) • Olympic Tournament All-Star Team (2006)

World Championship All-Star Team (2006, 2008)







# ALEX OVECHKIN

history in career playoff assists (44) ... Moved into third in franchise history in career playoff games played (97).

## 2015-16

Led the NHL in goals (50), power-play goals (19) and shots (398) ... Earned his fourth consecutive and sixth career Maurice "Rocket" Richard Trophy ... Scored 50 goals in a season for the seventh time, becoming the third player in NHL history to total seven or more 50-goal campaigns, joining Mike Bossy (9) and Wayne Gretzky (9) ... Is one of 14 players in NHL history to score 50 goals in three consecutive seasons (2007-10) and the first player in NHL history to score 50 goals in three consecutive seasons twice (2007-10, 2013-16) ... Ranked 15th in the NHL in points ... Ranked tied for fourth in game-winning goals ... Ranked tied for first in the NHL in multi-goal games (8) ... Named the NHL's "Third Star" for the week ending 4/10 ... Earned his 15th career hat trick, including his 50th goal of the season, at STL (4/9) ... Is the first player to record a hat trick in the same game he reached his 50th goal of the season since Corey Perry on April 6, 2011 ... Also marked the second time Ovechkin has reached the 50-goal plateau by recording a hat trick (3/3/08 vs. BOS: 3g, 2a) ... Scored two goals vs. NYI (4/5) ... Scored a goal at COL (4/1) ... Scored a PPG at PHI (3/30) ... Scored a PPG at OTT (3/22) ... Scored the game-winning goal in overtime vs. CAR (3/15) ... Passed Michal Pivonka (825) for fifth place on the Capitals games played list at SJ (3/12) ... Scored a goal vs. TOR (3/2) ... Named the NHL's "Second Star" of February ... Scored his 40th goal of the season vs. MIN (2/26), becoming the seventh player in NHL history to record 40 or more goals in eight of his first 11 seasons ... Earned two points (1g, 1a) vs. ARI (2/22) ... Earned two points (1g, 1a) vs. NJ (2/20) ... Scored two goals and tallied 10 shots at NYI (2/18) ... Recorded 10 shots vs. LA (2/16) ... Scored a goal at DAL (2/13) ... Recorded his 14th career hat trick at MIN (2/11) ... Scored his 30th goal of the season vs. PHI (2/7), becoming the third players in NHL history to score 50 goals in three consecutive seasons (2007-10) and the first player in NHL history to score 50 goals in three consecutive seasons twice (2007-10, 2013-16) ... Ranked 15th in the NHL in points ... Ranked tied for fourth in game-winning goals ... Ranked tied for first in the NHL in multi-goal games (8) ... Named the NHL's "Third Star" for the week ending 4/10 ... Earned his 15th career hat trick, including his 50th goal of the season, at STL (4/9) ... Is the first player to record a hat trick in the same game he reached his 50th goal of the season since Corey Perry on April 6, 2011 ... Also marked the second time Ovechkin has reached the 50-goal plateau by recording a hat trick (3/3/08 vs. BOS: 3g, 2a) ... Scored two goals vs. NYI (4/5) ... Scored a goal at COL (4/1) ... Scored a PPG at PHI (3/30) ... Scored a PPG at OTT (3/22) ... Scored the game-winning goal in overtime vs. CAR (3/15) ... Passed Michal Pivonka (825) for fifth place on the Capitals games played list at SJ (3/12) ... Scored a goal vs. TOR (3/2) ... Named the NHL's "Second Star" of February ... Scored his 40th goal of the season vs. MIN (2/26), becoming the seventh player in NHL history to record 40 or more goals in eight of his first 11 seasons ... Earned two points (1g, 1a) vs. ARI (2/22) ... Earned two points (1g, 1a) vs. NJ (2/20) ... Scored two goals and tallied 10 shots at NYI (2/18) ... Recorded 10 shots vs. LA (2/16) ... Scored a goal at DAL (2/13) ... Recorded his 14th career hat trick at MIN (2/11) ... Scored his 30th goal of the season vs. PHI (2/7), becoming the third player in NHL history to score 30+ goals in each of his first 11 NHL seasons ... Scored the game-winning goal vs. NYI (2/4) ... Earned two points at CBJ (1/19) ... Named the NHL's "First Star" for the week ending 1/10 ... Scored a PPG vs. NYR (1/17) ... Scored two goals, including his 500th NHL goal vs. OTT (1/10) ... Became the fifth-fastest player in NHL history to reach 500 goals (801 GP) ... Played in his 800th NHL/Capitals game at NYR (1/9) ... Scored the game-winning goal at NYI (1/7) ... Scored a goal at CAR (12/31) ... Scored two goals and tallied 10 shots vs. BUF (12/30) ... Scored the game-winning goal at BUF (12/28) ... Scored a PPG at NYR (12/20) ... Earned four points (2g, 2a) and registered his 17th career multi-PPG game vs. TB (12/18) ... Scored a goal at FLA (12/10) ... Scored a PPG vs. DET (12/8) ... Scored a PPG vs. WPG (11/25) ... Earned two points (1g, 1a) vs. COL (11/21) ... Scored a goal vs. DAL (11/19), passing Sergei Fedorov (483) for most goals by a Russian-born player in NHL history ... Tied his career high with 15 shots at DET (11/10) ... Scored a goal, earned an assist, led all skaters in shots (8) and scored the game-deciding goal in the shootout vs. TOR (11/7) ... Scored a goal vs. BOS (11/5) ... Scored a goal at NYR (11/3) ... Earned two assists at FLA (10/31) ... Earned two assists at EDM (10/23), extending his point streak to six games ... Scored the GWG at VAN (10/22), extending his goal streak to five games ... Earned two points (1g, 1a) at CGY (10/20), including his 900th NHL point ... Scored a goal vs. CAR (10/17) ... Scored a goal vs. CHI (10/15) ... Scored a goal and earned an assist vs. NJ (10/10) ... Led the team in shots (62) and hits (59), ranked tied for first in points (12) and plus/minus (+3), second in power-play goals (3) and tied for second in assists (7) and goals (5) during the postseason ... Earned three points (2g, 1a) in Game 3 of the ECQF vs. PHI (4/18),

passing Dale Hunter (72) for first place on the Capitals franchise playoff points list ... The game marked his franchise-leading sixth three-point playoff game and fifth multi-goal game ... Scored his sixth career playoff game-winning goal in Game 3 against the Flyers, tying Jason Chimera and Peter Bondra for the most game-winning goals in franchise postseason history ... Earned two points (1g, 1a) in Game 3 of the ECSF at PIT (5/2) ... Tallied two points (1g, 1a) in Game 5 vs. PIT, including his 13th career postseason power-play goal, tying Peter Bondra (13) for first place in franchise playoff history ... Earned two points (2a) in Game 6 at PIT (5/10), marking his franchise-leading 22nd career multi-point playoff game and his sixth career multi-assist game.

## 2014-15

Won his third consecutive and fifth career Maurice "Rocket" Richard Trophy ... Led the NHL in goals (53), power-play goals (25), game-winning goals (11) and shots (395) ... Ranked tied for fourth in the NHL in points (81) ... Scored a PPG vs. NYR (4/11), marking his career-high and franchise record 25th PPG of the season ... Scored two PPGs at MTL (4/2), marking his career-high and franchise record 15th multi-goal game of the season and his 16th career multi-PPG game ... With his first goal at MTL (4/2), passed Peter Bondra (472) for first place on the Capitals goals list ... Scored his 50th goal of the season vs. CAR (3/31), becoming the sixth player in NHL history to record six 50-goal seasons ... Also earned an assist vs. CAR (3/31), passing Michal Pivonka (418) for second place on the Caps assist list ... Scored two goals at NYR (3/29) ... Scored two goals at MIN (3/19), marking his 13th multi-goal game of the season ... Earned an assist vs. DAL (3/15), tying Michal Pivonka (418) for second place on the Capitals franchise assist list ... Ovechkin (747) reached 418 assists in 78 fewer games than Pivonka (825) ... Scored his 45th goal of the season vs. NYR (3/11), joining Wayne Gretzky, Mike Bossy, Mario Lemieux and Marcel Dionne as the only players in NHL history with seven or more 45-goal seasons ... Scored his 20th power play goal of the season vs. BUF (3/7), marking the fourth time in his career he has scored 20 or more power play goals in a season ... Recorded his 19th career four-point game (2g, 2a) at ANA (2/15) ... Earned three points (2g, 1a) vs. STL (2/1) ... His two goals vs. STL (2/1) marked Ovechkin's 94th career multi-goal game, passing Peter Bondra (93) for first place on the Capitals multi-goal games list ... His two goals vs. STL also marked his 30th and 31st goals of the season, joining Mike Gartner, Wayne Gretzky, Jari Kurri and Mike Bossy as the only players in NHL history to score 30 or more goals in each of their first 10 NHL seasons ... Named the NHL's "First Star" for the month of January ... Scored two goals and played in his 727th career game vs. PIT (1/28), passing Rod Langway (726) for seventh place on the Caps game played list ... Scored the GWG vs. COL (1/12), passing Peter Bondra (73) for first place on the Capitals franchise game-winning goals list ... Scored his 438th career goal at NYR (12/23), passing Pavel Bure (437) for third place among Russian-born players in career NHL goals ... Scored two power-play goals in his 700th NHL/Capitals game at NYI (11/26) ... Tallied his 400th NHL assist on Nicklas Backstrom's overtime goal vs. CAR (11/8) ... Earned two assists vs. CGY (11/2), passing Peter Bondra (825) for first place on the Capitals' franchise point list ... Registered four points (1g, 3a) vs. ARI (11/2) ... Scored two goals and registered an assist, passing Mike Gartner (392) for second place on the Capitals franchise assists list vs. SJ (10/14) ... Scored a goal in Game 2 of the ECQF vs. NYI (4/17) ... Earned two points (1g, 1a) in Game 4 at NYI (4/21) ... Earned two points (1g, 1a) in Game 1 of the ECSF at NYR (4/30), marking his 18th career multi-point performance in the playoffs ... Scored a goal in Game 2 at NYR (5/2), extending his point streak to four games (4/25-5/2: 2g, 3a) ... Scored a goal in Game 7 at NYR (5/13).

## 2013-14

Scored 51 goals to capture his second consecutive and fourth career Maurice "Rocket" Richard Trophy ... Ranked first in the NHL in goals (51), power-play goals (24) and shots (386) ... Ovechkin's 24 PPGs marked a franchise record for power-play goals in a season ... Earned three points (1g, 2a) and scored 50th goal of the season at STL (4/8) ... Scored two PPGs and added an assist vs. LA (3/25) ... Scored the game-winning PPG in the third period at ANA (3/18) ... Earned two points (1g, 1a) at PHI (3/5) ... Scored two PPGs, including his 800th NHL point at BOS (3/1) ... Tallied three points (1g, 2a) and scored his eighth GWG of the season at FLA (2/27) ... Scored his 40th goal of the season vs. WPG (2/6) ... Scored his franchise-leading 15th career in OT goal vs. DET (2/2) ... Earned two assists at DET (1/31) ... Registered four points (2g, 2a) and passed Mike Gartner for second place on WSH's all-time points list at BUF (1/28) ... Scored a goal and earned an assist at MTL (1/25) ... Missed two games due to injury (1/21-1/24) ... Scored a goal and earned an assist vs. TOR (1/10) ... Earned an assist at MIN (1/4), passing Dale Hunter (375) for third place on the Capitals' franchise assists list ... Registered 12 shots on goal at BUF (12/29) ... Scored his 30th goal of the season vs. NJ (12/21) ... Scored his



# ALEX OVECHKIN

400th NHL goal at CAR (12/20) ... Scored a goal, passing Mike Gartner (397) for second place on Washington's franchise goals list vs. PHI (12/15) ... Named NHL's First Star of the Week ending 12/15 ... Recorded his third career four-goal game and scored two power-play goals vs. TB (12/10), passing Peter Bondra (137) for first place on the Capitals' franchise power-play goals list ... Scored the GWG in OT at NYI (11/30) ... Scored two goals vs. MTL (11/22) ... Recorded his 80th career multi-goal game vs. STL (11/17) ... Scored an OT goal vs. CBJ (11/12) ... Scored two PPGs and earned an assist vs. NYI (11/5) ... Missed two games due to injury (11/1-11/2) ... Scored a goal and earned an assist at EDM (10/24) ... Scored two goals at WPG (10/22) ... Scored the GWG and earned an assist vs. EDM (10/14) ... Scored two goals and earned an assist vs. CGY (10/3) ... Scored a power-play goal and earned an assist at CHI (10/1).

## 2012-13

Won his third Hart Trophy (player judged most valuable to his team by the media) ... Won his third Richard Trophy (most goals), leading NHL with 32 goals ... Named to the NHL First All-Star Team ... 1st in NHL in shots (220) ... 1st in NHL in PPG ... T-3rd in NHL in points ... 1st on WSH in points ... Tallied 2a on 4/27 vs. BOS ... Scored 32nd goal of the season on 4/25 vs. OTT ... Posted 1g-1a on 4/23 vs. WPG; 13th goal in April set NHL record for goals in April ... Registered 2g-1a on 4/20 at MTL ... Recorded 1g-1a on 4/16 vs. TOR ... Tallied 1g-1a on 4/13 vs. TB ... Scored a goal on 4/9 at MTL ... Named NHL's First Star of the Week for week ending 4/7 ... Scored 2g on 4/7 vs. TB ... Tallied 12th hat trick and 1a on 4/6 at FLA ... Scored 2 goals and an assist on 4/2 at CAR ... Tallied a PPG on 3/31 at PHI ... Scored a PPG and tallied 10 shots of goal on 3/30 at BUF ... Named NHL's First Star of the Week ending 3/24 ... Registered 1g-1a and scored in shootout on 3/24 at NYR ... Scored 2 goals on 3/22 at WPG ... Tallied a PPG and 2 assists on 3/21 at WPG ... Tallied his 700 and 701st career points with 1g-1a on 3/14 at CAR ... Scored a PPG and added 2a on 3/7 vs. FLA ... Scored 11th career hat trick and added an assist on 2/23 vs. NJ ... Scored a goal and an assist on 2/12 at FLA ... Scored a goal and an assist on 2/7 at PIT ... Scored first goal of the season, the GWG, on 1/27 vs. BUF ... Led the team in shots (30) and hits (34) and all forwards in ice time per game (20:44) during the postseason ... Scored his 1st goal of the playoffs during Game 1 vs. NYR ... Assisted on GWG in Game 2.

## 2011-12

Led WSH in goals and points ... Led WSH, T-5th in the NHL in shots on goal (303); Finished 5th in the league in goals ... Had 43 points (28g-15a) in his last 47 games ... Scored his 30th goal of the season on 3/18 in CHI ... Tallied a goal :32 seconds into the game on 4/7 at NYR ... Scored a goal on 4/5 vs. FLA ... Was named NHL's 3rd Star of the week for week ending March 25 ... Tallied 1 goal and 1 assist on 3/25 vs. MIN and was 2nd Star ... Scored 2 goals on 3/23 at WPG ... Scored a goal 26 seconds into the game on 3/22 at PHI ... Tallied 2 PPG on 3/19 at DET ... Scored twice on 3/13 at NYI ... Scored the overtime GWG on 3/8 vs. TB ... Scored the GWG in overtime on 2/28 vs. NYI ... Named to 2012 NHL All-Star Game (5th selection) ... Scored 25th goal of the season on 2/24 vs. MTL ... Named NHL's "2nd Star" for week ending Jan. 1 (5g-2a) and +4 in 4 games ... Scored twice on 2/7 vs. FLA ... Had 2 goals on 12/30 vs. BUF ... Scored the GWG on 12/15 at WPG ... Scored a 3rd-period goal on 12/7 at OTT ... Scored 2 goals on 10/20 at PHI and was 1st Star ... Scored his 1st goal of the season on 10/13 at PIT ... Led the Capitals in goals, shots and points during the postseason and was T-3rd in assists ... Tallied a goal and an assist in Game 3 of the ECQF vs. BOS ... Scored GWG in Game 2 of the ECSF at NYR.

## 2010-11

Led the team in goals (32), assists (53), points (85), shots (367) and hits (241) and tied for first on the team at +24 ... Seventh in the league in points, tied for second in overtime goals (3), eighth in the league in hits and led the NHL in shots for the sixth time ... Tied for first in the NHL with 11 GWG and had assists on 9 more GWG; had at least a point in 40 of the Caps' 48 wins ... Scored his 300th career NHL goal on 4/5 in TOR; became the sixth-youngest player to reach 300 goals (25 years, 200 days) and the seventh-quickest player to reach 300 goals in terms of games played (473) ... Had points in 18 of his last 22 games (11g, 18a) ... Recorded three or more points in nine games ... With his three points 4/2 vs. BUF, he became one of only seven players to start their NHL careers with six straight seasons of 80 points or more ... Recorded his 600th career point 3/9 vs. EDM ... Had 1g-1a in his fourth NHL All-Star Game appearance and won the Breakaway Challenge for the third straight time ... Led the team in goals (5) and points (10) in the playoffs and was tied for second in assists (5) ... Now ranks seventh all-time in Capitals postseason points (50) and tied for second (Dale Hunter) in goals (25).

## 2009-10

Won the Ted Lindsay Award (most outstanding player by vote of his peers) ... Runner-up for the Hart Trophy (player judged most valuable to his team by the media) ... Named to the NHL First All-Star Team ... Led the NHL in points per game (1.51) and goals per game (0.69) ... Ranked tied for second in the NHL in points (109), three points off the lead, and third in goals (50), one off the lead, in 72 games ... Tied for sixth in the league in assists (59), second among wings ... Led all NHL forwards and was second behind teammate Jeff Schultz in plus/minus rating (+45), good for the second-best rating in Capitals history ... Led the league in shots (368) ... Led the league with 37 even-strength goals ... Led the team with 13 PPGs (tied for sixth in the NHL) and seven GWGs (tied for fourth) ... Had 65 points (26g-39a) and was +33 at home ... Led the league with 24 goals on the road ... His 40 goals and 80 points outside of his division were both tops in the NHL ... Named the league's Best Player for the third straight year by The Hockey News ... Won the Capitals' Three Stars Award for the fourth straight year ... Scored seven goals against PIT, his most against any team ... Had a five-point game (1g-4a) and established a career high for assists in a game 1/17 vs. TOR ... Scored his first career penalty shot goal on Ray Emery on 1/17 vs. PHI ... Posted his ninth career hat trick 2/7 vs. PIT to lead a comeback from a three-goal deficit and assisted on Mike Knuble's GWG ... Led the team in scoring (10 points) and was tied for the lead in goals (five) in seven playoff games ... Finished tied for fourth in the league in each category through the first round ... Had a playoff-career-high four points (1g-3a) and was +3 in Game 2 vs. MTL (4/17) ... Scored goals in four straight games from 4/17—4/23 (5g) ... Had three points (2g-1a) in Game 4 at MTL (4/21).

## 2008-09

Repeat winner of the Hart Trophy (player most valuable to his team), the Lester B. Pearson Award (most outstanding player by vote of his peers) and the Maurice "Rocket" Richard Trophy (most goals) ... Earned 115 of 133 first-place Hart Trophy votes ... Led the NHL in points per game (1.39) and finished second in points (110) ... Led the NHL in goals (56), even-strength goals (36), home goals (34), outside-the-division goals (40) and empty-net goals (5) ... Set a Capitals record with 34 goals at home, improving on his mark of 32 from 2007-08 ... Second in the NHL in division goals (16) and tied for second in PPGs (19) and first goals of the game (9) ... Had 10 more goals than any other player; he was the only player with 50 or more goals ... Tied for third in the NHL in GWGs (10) and overtime goals (3) and was tied for fourth in road goals (22) ... Led the league with 46 power-play points, 59 points at home and 42 division points; second with 51 points on the road ... Took 528 shots, becoming only the second player in NHL history to take more than 500 shots in a single season (Esposito) ... Led the team and ranked ninth in the NHL with 243 hits ... Had the most assists of any non-center in the league ... Almost half of his goals (26 of 56) came in the third period or OT; led the NHL in third-period goals (24) and points (45) ... NHL's First Star of the Week on 12/29 and Second Star of the Week on 11/17 ... Named the Sporting News Player of the Year and its All-NHL team by a vote of league coaches and executives ... Named the D.C. Sportsman of the Year by the Greater Washington Sports Alliance for the second year in a row ... Won the Kharlamov Trophy for the fourth year in a row as the top Russian player in the NHL ... Named the MVP and Best Player for the second straight year by The Hockey News ... USA Today's Clutch Scorer for the third time; voted MVP by a panel of reporters assembled by the paper ... Was nominated for two ESPYs (Best NHL Player, Best Play) ... Named to his third straight NHL All-Star Game; won the Breakaway Challenge and had a goal and two assists in the 2009 NHL All-Star Game ... Won the Capitals' Three Stars Award for the fourth straight year ... He and teammate Mike Green (31 goals) led the league for the second straight year in goal scoring overall and by a defenseman ... Ranked second on the team and first among NHL forwards with 23:00 of ice time per game ... Team was 31-5-4 when he scored a goal and 42-13-6 when he tallied a point ... Had three streaks of 10 consecutive games with a point (11/10—11/28, 11g-11a; 1/27—2/18, 11g-5a; 2/22—3/14, 7g-7a) ... Second in the NHL with three hat tricks (11/26 vs. ATL, 2/1 vs. OTT and 2/15 at FLA) ... Had a hat trick and four points (3g-1a) 11/26 vs. ATL ... Scored the GWG with 11 seconds left in overtime on 12/16 at NYI ... Had his second and third hat trick in February: 2/1 vs. OTT (3g) and 2/15 at FLA (3g) ... Recorded his 200th career goal 2/5 vs. LA ... Appeared in his 300th NHL game 2/15 at FLA ... Posted his 400th career point 3/17 at FLA ... Scored his 50th goal in a 5-2 win on 3/19 at TB ... Recorded his 200th career assist 4/7 at ATL ... Led the team in goals (11) and points (21) in 14 playoff games ... Through two rounds of the playoffs, led the NHL in points (tied), shots (90) and plus/minus (+10) ... Ranked second in goals through two rounds and finished the playoffs tied for fourth in goals ... Had six points (3g-3a) in five games when the Caps faced elimination ... Had 13 shots and two assists in Game 1 of the ECQF vs. NYR (4/15)







# ALEX OVECHKIN

points) and the Maurice "Rocket" Richard Trophy all in one season ... Led the NHL in points (112), goals (65), PPGs (22) and GWGs (11), all of which were career highs ... Also led the league in shots (446), which was a career high at the time ... Named the D.C. Sportsman of the Year by the Greater Washington Sports Alliance ... His 65 goals set an NHL record for goals by a left wing, breaking Luc Robitaille's mark of 63 (1992-93), and were more than any active player has ever scored besides Teemu Selanne (76, 1992-93) ... The first player since 1996 to reach 60 goals; one of only 12 players all-time to score 65 or more goals ... Set Capitals single-season records for goals and shots; tied the Capitals record for PPGs ... Scored a higher percentage of his team's goals than any other player (27.3%) and had a hand in more of his team's goals than any other player (47.1%) ... Earned 128 of 134 first-place votes in the Hart Trophy balloting ... Finished eighth in voting for the Lady Byng Trophy as the league's most gentlemanly player ... Selected for his second straight NHL All-Star Game and became the first Capitals player to score two goals in an All-Star Game ... Won the Capitals' Three Stars Award for the third straight year ... Won the Kharlamov Trophy as the top Russian player in the NHL for the third straight year ... Selected as the MVP and best player by The Hockey News ... Named the top Clutch Scorer by USA Today and unanimous selection as MVP by the paper's panel ... Voted The Sporting News Player of the Year, earning 250 of a possible 287 votes from fellow players ... Named a Sporting News All-Star ... Was nominated for an ESPY as the Best NHL Player ... Scored more goals than the top two goal scorers on 19 of the 30 teams in the league and tied with two other teams ... He and Mike Green became the first teammates to lead the league in goal scoring overall and by a defenseman, respectively, since Hall of Famers Mario Lemieux and Paul Coffey in 1988-89 ... Shared the NHL lead with three hat tricks; had two of the league's four four-goal games all season ... Had three five-point games, a new career high ... His shot total was the second-highest in NHL history at the time ... Scored his 100th career goal 10/12 at NYR ... Registered his 1,000th career shot on goal 12/14 vs. BUF ... Skated in his 200th NHL game 12/26 vs. TB ... Posted his first career four-goal and five-point game 12/29 at OTT ... Scored his 30th goal 12/29 at OTT, joining Ilya Kovalchuk as the only players this decade to reach 30 goals before the end of December ... Signed a new 13-year contract, the longest in Capitals history, on 1/10 ... Recorded his 300th career point 3/18 at NSH in his 237th game, the fastest to the milestone since Peter Forsberg ... Spearheaded the Capitals' comeback 3/21 at ATL with four points (2g-2a), including his 60th goal of the season ... Led the team with nine points and shared the team lead with four goals in the playoffs ... Scored two GWGs, tied for the club record in a playoff series ... Finished tied for second in the NHL in first-round scoring ... Had a team-high and first-round league-high 37 shots on goal ... Posted four multiple-point games in the playoffs ... Three of his four goals came in the third period ... Made his playoff debut and had two points (1g-1a), including the GWG, in Game 1 of the ECQF vs. PHI (4/11) ... Had three goals and four points in Games 6 and 7 combined, with nine shots on goal in each game ... Won a gold medal with Russia at the World Championship ... Named to the World Championship all-tournament team.

## 2006-07

A member of the NHL First All-Star Team for the second straight year ... Voted a starter in the All-Star Game, the first Capital in the starting lineup since Rod Langway in 1986 ... Won the Kharlamov Trophy as the top Russian-born player in the NHL for the second year in a row ... Led the Capitals in goals (46), assists (46), points (92), GWGs (8) and shots (392) ... Finished fourth in the league in goals, tied for ninth in PPGs (16) and tied for seventh in GWGs ... Recorded the seventh-highest point total in Capitals history and tied for the 10th-best single-season goal total ... Led the NHL in shots for the second year in a row, the first player to do so in back-to-back seasons since Pavel Bure (1999-00 and '00-01) ... The only Capital to appear in all 82 games ... Won the Capitals' Three Stars Award ... Led the team and ranked ninth among NHL forwards with 184 hits ... Scored his first two goals of the year and had a career-high 15 shots on goal 10/7 vs. CAR ... Recorded his second career hat trick, scoring all three Capitals goals in a 3-2 OT win 12/15 at ATL ... His goal six seconds into OT at ATL (12/15) matched the fastest overtime goal in league history ... Recorded points in each of the first 13 games of 2007, his career-best point-scoring streak and the fourth-longest in the NHL on the year (1/1—2/1, 8g-12a).

## 2005-06

Won the Calder Memorial Trophy, earning 124 of a possible 129 first-place votes in the balloting ... Named to the NHL First All-Star Team, the first rookie to earn that honor since Teemu Selanne in 1992-93 ... Named to the NHL All-Rookie Team ... Just the second NHL rookie in history to record 50 goals and 100 points, joining Teemu Selanne (1992-93) ... Set Capitals rookie records for goals (52), assists (54), points (106), PPGs (21) and shots (425) ... Set the NHL rookie record for shots (425) ... Led all NHL rookies in goals, points, PPGs, SHGs (tied, 3), power-play assists (tied, 31), power-play points (52) and shots ... Finished third in the league in points, tied for third in goals, sixth in PPGs, second in power-play points and first in shots ... Finished with the second-best single-season point total in Capitals history, tied for the third-best goal total and the second-best PPG total ... Was a finalist for the Lester B. Pearson Award (outstanding player as voted by the NHL Players Association) and two ESPY Awards (Best Breakthrough Athlete, Best Hockey Player) ... Won the Valery Kharlamov Trophy as the best Russian player in

the NHL ... Won USA Today's Clutch Scoring Award ... Was named the league's best rookie by numerous media outlets, including The Hockey News, TSN, The Sporting News, Sports Illustrated and XM Radio ... Had the most points of any Russian-born rookie in history or any rookie left wing in history ... Scored 52 of the Capitals' 230 goals (an NHL-best 22.6%); had a hand in 106 of 230 (46.1%) ... Had a hand in 52 of Washington's 72 PPGs (72.2%) ... Scored a goal against every Eastern Conference team and 22 of the Capitals' 24 opponents, the most teams any NHL rookie has ever scored upon (Teemu Selanne scored on 21 teams in 1992-93) ... Led the team and ranked second among NHL rookies with 172 hits ... Second on the team and first among rookie forwards in the NHL with 21:37 average ice time per game ... Tied for second in the league with six shootout goals (in 13 attempts); shared the league lead with three shootout-deciding goals ... Set a Caps rookie record with a seven-game goal-scoring streak (2/10—3/8, 8g-5a). Set a Capitals rookie record with an 11-game point-scoring streak (3/18—4/7, 5g-12a) ... The first Capital ever to record a point in each of his first eight NHL games (breaking the record of four by Milan Novy in 1982 and Ryan Walter in 1978) ... Became the first Capital ever to score two goals in his NHL debut vs. CBJ (10/5) ... Was the first No. 1 overall pick to score two goals in his debut ... Scored the first shootout goal in Capitals history vs. TB (10/16) ... Recorded his first career hat trick at ANA (1/13), scoring all three goals including the OT winner ... Had a three-point game at PHX (1/16, 2g-1a), including a highlight-reel goal from his back that was viewed more than 100,000 times in the next week on WashingtonCaps.com and was named XM Radio's goal of the year ... Scored his 50th goal of the season at ATL (4/13), just one game after recording his 100th point of the season — a game-winning overtime goal — at BOS (4/10).

## European Career

**2012-13:** Appeared in 31 games for the Moscow Dynamo of the KHL during the work stoppage ... Scored 19 goals and earned 21 assists. **2004-05:** Helped lead Dynamo to the championship of the Russian Super League.

## International Career

Has extensive experience representing Russia in international competition, appearing in three World Junior Championships (2003, 2004, 2005), 12 World Championships (2004, 2005, 2006, 2007, 2008, 2010, 2011, 2012, 2013, 2014, 2015, 2016), the World Cup of Hockey (2004, 2016) and the 2006, 2010 and 2014 Winter Olympic Games. **2016:** Registered two points (1g, 1a) in six games at the World Championship in Russia and won a bronze medal...Scored one goal and added two assists in four games in the World Cup of Hockey. **2014:** Served as captain for Russia at the 2014 IIHF World Championship in Belarus, leading the team to the gold medal ... Registered 11 points (4g, 7a) in nine games at the tournament ... Named one of Russia's best players by coaches ... Selected as the Best Player of the Game in Russia's 3-0 win against Germany ... Ranked tied for fifth at the tournament in points (11), tied for sixth in assists (7) and tied for 11th in goals (4) ... Represented Russia at the 2014 Winter Olympic Games in Sochi, Russia ... Earned two points (1g, 1a) in five games. **2013:** Appeared in one game with Russia at the 2013 IIHF World Championship, scoring one goal and earning one assist. **2012:** Won a gold medal with Russia at the 2012 IIHF World Championship ... Earned four points (2g, 2a) in four games at the tournament. **2011:** Appeared in five games with Russia at the 2011 IIHF World Championship. **2010:** Recorded four points (2g-2a) in four games for Russia at the 2010 Olympics ... Participated in the Closing Ceremonies ... Represented Russia at the World Championship in Germany, scoring five goals in nine games and winning a silver medal. **2008:** Led Russia to its first World Championship gold medal since 1993 ... Named to the all-tournament team ... Finished tied for second in the tournament in goals and tied for sixth in points. **2007:** Helped Russia secure the bronze medal at the World Championship in Moscow. **2006:** Named to the all-tournament teams at the Olympics in Torino, Italy, and the World Championship in Latvia. **2005:** Led the team in goals (5), points (8) and GWGs (2) at the World Championship in Austria ... Was named the top forward at the 2005 World Junior Championship in North Dakota ... Led Russia in goals (7) and points (11) and earned a silver medal in that tournament. **2004:** Made his World Championship debut. **2003:** Made his World Junior Championship debut as a 17-year-old ... Helped lead Russia to a gold medal in Halifax, Nova Scotia. **2002:** Posted 14 goals and four assists (18 points) in eight games to lead Russia to the World Under-18 Championship.

## NHL Transactions

Selected by Washington in the first round, first overall, in 2004 Entry Draft.

## Twitter

@Ovi8

## 2017-18 Analytic

Ovechkin recorded 39 primary points at five-on-five in 2017-18, his most since 2009-10 (56).



8

ALEX OVECHKIN







# DEVANTE SMITH-PELLEY

# 25

Right Wing • Height: 6'0" • Weight: 224 • Shoots: Right

Born: June 14, 1992 (Scarborough, Ontario)

Drafted: Ducks' second-round choice, 42nd overall, in the 2010 NHL Draft

Acquired: Signed as a free agent, July 3, 2017

## 2017-18

Recorded a career high in in games played (75) and blocked shots (62) ... Ranked second among Capitals forwards in hits (151) and blocked shots (62) ... Recorded an assist vs. DET (2/11) ... Registered an assist vs. CBJ (2/9) ... Scored a goal vs. PHI (1/31) ... Scored a goal at CAR (1/2) ... Tallied an assist vs. NJ (12/30) ... Scored a goal vs. COL (12/12) ... Scored a goal vs. SJ (12/4) ... Scored the game-winning goal vs. TB (11/24) ... Scored a goal vs. ARI (11/5) ... Scored his first Capitals goal at EDM (10/28) ... Earned an assist at NJ (10/13) ... Registered an assist vs. MTL (10/7), marking his first Capitals point ... Recorded a career high in playoff goals (7) ... Scored three goals in the Stanley Cup Final, tying Alex Ovechkin for the team lead ... Scored the game-winning goal in Game 4 of the SCF vs. VGK (6/4).

## Career

**2016-17:** Recorded 9 points (4g, 5a) in 53 games during first full season in New Jersey ... Did not play in the final 15 games, Mar. 11-Apr. 9, because of a lower body injury ... Scored goals Oct. 29 vs. TB, Nov. 17 at Ana., Feb. 18 vs. NYI and Mar. 4 at BOS ... Recorded a season-high five hits Dec. 27 vs. PIT ... Logged a season-high 17:49 of ice-time on Oct. 18 vs. ANA and a season-high five shots on goal ... Had a three-game point-streak, Oct. 25-28 (1g-2a) ... Had points in back-to-back games Nov. 17-19 (1g, 1a). **2015-16:** Established a new career-high with 25 points (14g, 11a) ... Scored a career-high five game-winning goals, last one Mar. 20 vs CBJ ... Registered a career-high three points (2g, 1a) Mar. 17 vs MIN ... Had points in a career-high four straight games Mar. 10-Mar. 17 (4g, 2a) ... Skated in his 200th game and registered one assist Mar. 12 at LA ... Had goals in a career-high three straight games, including first two games with New Jersey, Feb. 27-Mar. 4 (3g, 1a); recorded two points (1g, 1a) in NJ debut Mar. 3 at NSH ... Acquired from MTL Feb. 29 ... Posted 12 points (6g, 6a) and 22 PIM in 46 games with Montreal ... Recorded two goals Nov. 25 at NYR for first career multi-goal game ... Had points in three straight games Oct. 27-Oct. 30 (1g, 2a) ... Had points in back-to-back games twice: Jan. 26-Feb. 2 (1g, 1a) and Nov. 20-Nov. 25 (2g, 1a). **2014-15:** Posted a career-best +3 rating on Oct. 22 vs. BUF ... Had two career-high four-game assist/point streaks (12/18-12/28) ... Became the 500th player in Canadiens history in the NHL to score a goal (first career goal with the MTL) on Apr. 5 at FLA ... Set personal highs in assists (14) and points (20). **2013-14:** Set season highs in time on ice (17:06) and hits (6), on 11/2 at BUF ... Had a five-game AHL goal streak (1/3-1/12, 5g)...Had first career AHL hat trick on Feb. 18 at Charlotte ... Made his NHL playoff debut on Apr. 18 vs. DAL ... Had 10 hits on Apr. 21 at DAL, the most by a Duck in a playoff game since 2006...Was youngest Ducks player (21 years, 317 days) to record a multi-goal game on Apr. 27 at DAL ... Led Anaheim in goals (5) and multi-goal games (2), co-led in power play goals (2) and ranked third in shots (26) in the playoffs. **2012-13:** Ranked third on Norfolk in goals (14), fourth in points (32) and power play goals (4) and fifth in assists (18) **2011-12:** Was the third-youngest Duck (19 years, three months, 23 days) to appear in an NHL contest with his NHL debut in Anaheim's season opener on Oct. 7 at BUF in Helsinki, Finland ... Scored his first career PPG (also first career game-winning goal) on Nov. 30 vs. MTL ... Scored his first career shorthanded goal, becoming the second-youngest player (19 years, 9 months) to score while shorthanded in ANA history, on Mar. 18 vs. NSH ... Led all Duck rookies in games (49), goals (7), assists (6), scoring (13), shots (66) and total time on ice (590:09).

## Junior Career

**2010-11:** Recorded two hat tricks; on Mar. 11 at Brampton and Jan. 23 at Niagara... Collected 66 points (36g, 30a) with 50 penalty minutes in 67 games with Mississauga... Ranked second on the Majors in scoring and goals, tied for first in power play goals (10), tied for second in games, and third in plus/minus (+49) and points-per-game (0.99)... Helped lead Mississauga to the OHL Final, earning 21 points (15g, 6a) in 20 playoff

games...Ranked tied for fourth among OHL postseason leaders in scoring, tied for first in goals, and third in power play goals (6) ... Led the Majors with 6 points (3g, 3a) in 5 games during the 2011 Memorial Cup. **2009-10:** Scored 62 points (29g, 33a) with a +27 rating and 35 penalty minutes in 60 contests with Mississauga ... Finished the season tied for the team lead in scoring while ranking second in goals and power play goals (10) ... Ranked third in assists and plus/minus ... Earned 14 points (8g, 6a) in 16 OHL playoff games, advancing to the Eastern Conference Finals with the Majors...Led the club in goals and tied for first in postseason scoring.

## NHL Transactions

Selected by Anaheim in the second round, 42th overall, in the 2010 NHL Draft ... Acquired by Montreal from Anaheim in exchange for Jiri Sekac, Feb. 24, 2015 ... Acquired by New Jersey from Montreal in exchange for Stefan Matteau, Feb. 29, 2016 ... Signed as a free agent with Washington, July 3, 2017.

## Twitter

@smithpelly23

## 2017-18 Analytic

Smith-Pelly scored five third-period goals in the postseason, tying Alex Ovechkin for the second-highest total in the NHL.

# 25 DEVANTE SMITH-PELLEY



## vs. the NHL

	GP	G	A	P	PIM
ANA	6	2	0	2	0
ARI	13	1	5	6	6
BOS	13	3	2	5	2
BUF	15	0	3	3	0
CGY	9	1	1	2	2
CAR	12	2	1	3	4
CHI	9	1	1	2	5
COL	9	1	1	2	2
CBJ	15	3	3	6	0
DAL	6	1	0	1	0
DET	12	0	1	1	6
EDM	13	1	2	3	6
FLA	10	1	3	4	4
LA	14	2	3	5	2
MIN	11	2	3	5	4
MTL	7	1	3	4	2
NSH	10	3	1	4	0
NJ	10	0	2	2	4
NYI	10	1	1	2	2
NYR	11	2	2	4	2
OTT	9	0	0	0	4
PHI	11	2	2	4	2
PIT	13	0	1	1	4
SJ	14	2	3	5	12
STL	12	2	1	3	2
TB	15	3	0	3	10
TOR	15	2	3	5	8
VAN	15	1	4	5	21
VGK	2	0	0	0	0
WSH	12	0	1	1	4
WPG	8	0	0	0	2

## Playoffs vs. the NHL

	GP	G	A	P	PIM
CBJ	6	2	1	3	2
DAL	5	2	0	2	10
LAK	7	3	0	3	14
OTT	6	0	1	1	0
PIT	7	2	0	2	0
TB	13	3	1	4	2
VGK	5	3	0	3	4

## CAREER HIGHLIGHTS

### First NHL Game:

10/7/11 (ANA 1 at BUF 4)

### First NHL Goal:

11/9/11 (ANA 2 vs NSH 4, Rinne)

### First NHL Assist:

10/8/11 (ANA 2 vs NYR 1)

### Most Goals in a Game:

2 (2 times, last: 3/17/16, NJ 7 vs MIN 4)

### Most Assists in a Game:

1 (53 times, last: 2/11/18, WSH 4 vs DET 5 OT)

### Most Points in a Game:

3 (3/17/16, NJ 7 vs MIN 4, 2G-1A)

### Most Shots in a Game:

6 (11/9/14, ANA 1 vs VAN 2 SO)

### Most PIM in a Game:

19 (1/9/18, WSH 3 vs VAN 1)

### Most Ice Time in a Game:

19:51 (11/7/14, ANA 2 vs ARI 3 SO)

### Longest Goal Streak:

3 (2/27/16-3/4/16, 3G)

### Longest Assist Streak:

4 (12/18/14-12/28/14, 4A)

### Longest Point Streak:

4 (2 times, last: 3/10/16-3/17/16, 4G-2A)

### Penalty Shots: None

### Shootouts: 1/2

## PLAYOFF CAREER HIGHLIGHTS

### Most Goals in a Game:

2 (2 times, last: 5/12/14, ANA 4 vs LA 3)

### Most Assists in a Game:

1 (3 times, last: 4/17/18, WSH 3 at CBJ 2 OT)

### Most Points in a Game:

2 (2 times, last: 5/12/14, ANA 4 vs LA 3)

## CAREER STATISTICS

Regular Season														Playoffs				
Year	Team	League	GP	G	A	Pts	PIM	+/-	PP	SH	GW	S		GP	G	A	Pts	PIM
2009-10	Mississauga	OHL	60	29	33	62	35	27	-	-	-	-		16	8	6	14	20
2010-11	Mississauga	OHL	67	36	30	66	50	49	-	-	-	-		20	15	6	21	16
2011-12	Anaheim	NHL	49	7	6	13	16	-7	1	1	1	66		-	-	-	-	-
	Syracuse	AHL	4	0	1	1	2	1	0	0	0	6		-	-	-	-	-
2012-13	Anaheim	NHL	7	0	0	0	0	-4	0	0	0	5		-	-	-	-	-
	Norfolk	AHL	65	14	18	32	65	-20	5	0	0	118		-	-	-	-	-
2013-14	Anaheim	NHL	19	2	8	10	2	5	0	0	0	23		12	5	0	5	24
	Norfolk	AHL	55	27	16	43	29	-1	10	3	2	125		-	-	-	-	-
2014-15	Anaheim	NHL	54	5	12	17	12	1	0	1	1	76		-	-	-	-	-
	Montreal	NHL	20	1	2	3	12	-2	0	0	0	28		12	1	2	3	2
2015-16	Montreal	NHL	46	6	6	12	22	-2	0	0	3	60		-	-	-	-	-
	New Jersey	NHL	18	8	5	13	8	-1	0	0	2	34		-	-	-	-	-
2016-17	New Jersey	NHL	53	4	5	9	12	-19	0	0	0	76		-	-	-	-	-
2017-18	CAPITALS	NHL	75	7	9	16	38	-6	0	0	1	103		24	7	1	8	12
NHL TOTALS			341	40	53	93	122	-35	1	0	8	471		48	13	3	16	38
CAPITALS TOTALS			75	7	9	16	38	-6	0	0	1	103		24	7	1	8	12

World Junior Championship U20 Bronze Medal (2012)

All-WCHA Second Team (2012) • All-WCHA First Team (2013) • AHCA West Second-Team All-American (2013)







# CHANDLER STEPHENSON

# 18

Center • Height: 6'0" • Weight: 206 • Shoots: Left  
Born: April 4, 1994 (Saskatoon, Saskatchewan)  
Drafted: Capitals' third-round choice, 77th overall, in the 2012 NHL Draft

## 2017-18

Set a career high in games played (67) ... Ranked tied for second on the team in plus/minus (+13) ... Scored a goal at PHI (3/18) ... Tallied an assist vs. TOR (3/3) ... Earned an assist vs. CBJ (2/9) ... Scored a goal vs. VGK (2/4) ... Scored two goals vs. PHI (1/31), marking his first multi-goal game in the NHL ... Registered an assist at CAR (1/2) ... Registered an assist in three-straight games (12/8-12/12) ... Scored a goal vs. PIT (11/10) ... Tallied an assist at NSH (11/14) ... Earned an assist at BOS (11/4) ... Recorded two assists vs. NYI (11/2) ... Scored first NHL goal and point at VAN (10/26) ... Recorded seven points (2g, 5a) in 24 playoff games ... Became first Capitals rookie to register two-straight multi-point games in the playoffs (4/21-4/23) ... Scored a shorthanded goal and earned an assist in Game 6 of the ECQF at CLB (4/23), becoming the first Capitals rookie to record a postseason shorthanded goal ... Registered two assists in Game 5 of the ECQF vs. CLB (4/21), marking his first career postseason points.

## Career

**2016-17:** Appeared in four games for the Capitals...Played in a career high 72 games for Hershey and set AHL career highs in goals (10), assists (28) and points (38) ... Ranked seventh on the team in points ... Registered two assists against Binghamton (10/29) ... Earned his first goal of the season against Bridgeport (11/12) ... Tallied three assists and was named the third star against Syracuse (11/18) ... Played in nine playoff games for Hershey and notched three goals and two assists ... Scored one goal and one assist against Providence in Game 6 of the second round of the Calder Cup Playoffs (5/16) ... Scored three goals and two assists in nine playoff games. **2015-16:** Made his NHL debut vs. CHI (10/15) ... Ranked tied for eighth among Bears skaters in assists (21) ... Set AHL career highs in assists, points (28) and penalty minutes (26) ... Tallied two points (1g, 1a) at Hartford (12/4) ... Registered three points (1g, 2a) against Syracuse (12/20) ... Earned two assists against Wilkes-Barre/Scranton (3/20) ... Registered two points (1g, 1a) at Wilkes-Barre/Scranton (4/10) ... Ranked tied for eighth on the team in assists (5) and tied for ninth in points (6) during the playoffs ... Earned three assists in Game 3 of the Atlantic Division finals at Wilkes-Barre/Scranton (5/7). **2014-15:** Led the Bears (AHL) in shorthanded goals (2) ... Scored his first career AHL shorthanded goal, and the Bears' first of the season, vs. LV (10/26) ... Netted his first career game-winning goal via penalty shot vs. Wilkes-Barre/Scranton (11/16) ... Assisted on the game-winner and was named third star vs. Worcester (11/22) ... Scored a shorthanded goal vs. Manchester (3/27). **2013-14:** Made his professional debut with the Hershey Bears (AHL) on 4/16 at Norfolk, scoring his first career goal on his first shot in the first period ... Registered a career-high 89 points (30 goals, 59 assists) in 69 games with the Regina Pats (WHL) in 2013-14 ... Ranked tied for sixth in the WHL in assists, 14th in points and first in the league in shorthanded goals (8). **2012-13:** Posted 45 points (14 goals and 31 assists) in just 46 games played during his third season with Regina ... Finished the season ranked third on the team in points and assists and fourth in goals despite missing 14 games due to injury. **2011-12:** Posted career highs in goals, assists, points and penalty minutes for Regina ... Ranked 4th on the team in points and 3rd in goals despite missing 17 games due to injury ... Participated in the CHL Top Prospects game and recorded the 3rd-hardest shot in the Hardest Shot competition. **2010-11:** Ranked 10th on the team in points ... Led Canada Western in points and goals during the World Hockey Challenge ... Ranked tied for seventh in tournament scoring.

## Junior Career

Participated in the 2012 CHL Top Prospects Game...Had a total of 195 points (73-122-195) in 230 career WHL games.

## NHL Transactions

Selected by Washington in the third round, 77th overall in the 2012 NHL Draft.

## Twitter

@CStephenson22

## 2017-18 Analytic

Stephenson started 60.6 percent of his shifts in the Capitals' defensive zone, the second-highest percentage among Washington forwards.

# 18 CHANDLER STEPHENSON



## vs. the NHL

	GP	G	A	P	PIM
ANA	2	0	0	0	0
ARI	2	0	0	0	0
BOS	3	0	1	1	2
BUF	3	0	0	0	0
CGY	3	0	0	0	0
CAR	5	0	1	1	0
CHI	3	0	0	0	0
COL	4	0	1	1	2
CBJ	4	0	1	1	0
DAL	2	0	0	0	0
DET	3	0	0	0	0
EDM	3	0	0	0	0
FLA	4	0	0	0	0
LA	1	0	0	0	0
MIN	2	0	0	0	2
MTL	2	0	0	0	0
NSH	2	0	1	1	0
NJ	3	0	0	0	0
NYI	3	0	3	3	0
NYR	4	0	1	1	0
OTT	3	0	0	0	0
PHI	3	3	0	3	0
PIT	4	1	0	1	6
SJ	1	0	0	0	0
STL	1	0	0	0	0
TB	2	0	0	0	0
TOR	2	0	1	0	0
VAN	3	1	0	1	0
VGK	2	1	0	1	0
WPG	2	0	1	1	0

## Playoffs vs. the NHL

	GP	G	A	P	PIM
CBJ	6	1	3	4	4
PIT	6	1	0	1	2
TB	7	0	2	2	0
VGK	5	0	0	0	0

## CAREER HIGHLIGHTS

### First NHL Game:

10/15/15 (WSH 0 vs DET 1)

### First NHL Goal:

10/26/17 (WSH 2 at VAN 6, Nilsson)

### First NHL Assist:

11/2/17 (WSH 4 vs NYI 3)

### Most Goals in a Game:

2 (1/31/18, WSH 5 vs PHI 3)

### Most Assists in a Game:

2 (11/2/17, WSH 4 vs NYI 3)

### Most Points in a Game:

2 (2 times, last: 1/31/18, WSH 5 vs PHI 3, 2G)

### Most Shots in a Game:

2 (10 times, last: 4/1/18, WSH 3 at PIT 1)

### Most PIM in a Game:

2 (5 times, last: 4/1/18, WSH 3 at PIT 1)

### Most Ice Time in a Game:

16:52 (11/12/17, WSH 2 vs EDM 1)

### Longest Goal Streak:

None

### Longest Assist Streak:

2 (2 times, last: 12/11/17-12/12/17, 2A)

### Longest Point Streak:

2 (2 times, last: 12/11/17-12/12/17, 2A)

### Penalty Shots: 0/1

### Shootouts: None

## PLAYOFF CAREER HIGHLIGHTS

### Most Goals in a Game:

1 (2 times, last: 5/1/18, WSH 4 at PIT 3)

### Most Assists in a Game:

2 (4/21/18, WSH 4 vs CLB 3)

### Most Points in a Game:

2 (2 times, last: 4/23/18, WSH 6 at CLB 3, 1G-1A)

## CAREER STATISTICS

			Regular Season											Playoffs				
Year	Team	League	GP	G	A	Pts	PIM	+/-	PP	SH	GW	S		GP	G	A	Pts	PIM
2008-09	Saskatoon	SMHL	9	2	1	3	2	-	-	-	-	-	-	-	-	-	-	-
2009-10	Saskatoon	SMHL	42	17	37	54	34	-	-	-	-	-	-	11	5	14	19	4
2010-11	Regina	WHL	60	7	12	19	6	6	-	-	-	-	-	-	-	-	-	-
	Canada W. U17	WHC-17	5	4	2	6	8	-	-	-	-	-	-	-	-	-	-	-
2011-12	Regina	WHL	55	22	20	42	24	-1	-	-	-	-	-	5	1	3	4	0
2012-13	Regina	WHL	46	14	31	45	37	-1	-	-	-	-	-	-	-	-	-	-
2013-14	Hershey	AHL	2	1	0	1	0	2	0	0	0	1	-	-	-	-	-	-
	Regina	WHL	69	30	59	89	65	27	-	-	-	-	-	4	0	4	4	0
2014-15	Hershey	AHL	54	7	7	14	10	2	0	2	2	34	10	1	4	5	2	
2015-16	CAPITALS	NHL	9	0	0	0	2	-3	0	0	0	2	-	-	-	-	-	-
	Hershey	AHL	46	7	21	28	26	-3	2	1	2	56	17	1	5	6	2	
2016-17	CAPITALS	NHL	4	0	0	0	0	0	0	0	0	3	-	-	-	-	-	-
	Hershey	AHL	72	10	28	38	42	9	3	0	1	65	9	3	2	5	6	
2017-18	CAPITALS	NHL	67	6	12	18	8	13	0	0	0	36	24	2	5	7	8	
NHL/CAPITALS TOTALS			80	6	12	18	10	10	0	0	0	41	24	2	5	7	8	

All-WCHA Second Team (2012) • All-WCHA First Team (2013) • AHCA West Second-Team All-American (2013)





# JAKUB VRANA

# 13

Left Wing • Height: 6'0" • Weight: 199 • Shoots: Left  
Born: February 28, 1996 (Prague, Czech Republic)  
Drafted: Capitals' first-round choice, 13th overall, in the 2014 NHL Draft

## 2017-18

Recorded career highs in games played (73), goals (13), assists (14) and points (27) ... First Capitals rookie to score double digit goals in a season since 2005-2006 (Alex Ovechkin: 52) ... Recorded an assist at DET (3/22) ... Recorded two points vs. NYI (3/16) ... Scored a goal at LA (3/8) ... Scored a goal vs. TOR (3/3) ... Registered an assist at BUF (2/19) ... Recorded an assist vs. CBJ (2/9) ... Earned an assist at CAR (1/12) ... Scored a goal at BOS (12/14) ... Scored a goal vs. COL (12/12) ... Scored a power play goal vs. SJ (12/4) ... Scored the game-winning goal at TOR (11/25) ... Scored two goals vs. OTT (11/22) ... Scored the game-winning goal at NJ (10/13) ... Earned an assist vs. MTL (10/7) ... Tallied two assists at OTT (10/5) ... Registered eight points (3g, 5a) in 23 playoff games ... Scored a goal in Game 5 of the SCF at VGK (6/7) ... Recorded three points (1g, 2a) in Game 5 of the ECSF vs. PIT (5/5), including the game-winning goal ... Scored his first career NHL playoff goal in Game 2 of the ECSF vs. PIT (4/29) ... Earned an assist in Game 1 of the ECQF vs. CLB (4/12), marking his first career postseason point.

## Career

**2016-17:** Made his NHL debut with Washington vs the Islanders and notched his first career assist (12/1) ... Skated in 21 games for Washington...Scored his first career NHL goal against Buffalo (12/9) ... Tallied two assists against the New York Islanders (12/13/16) ... Played in 49 games for Hershey and scored 36 points (19g, 17a) ... Scored the second-most game-winning goals for Hershey (4) ... Added four power-play goals and seven power-play assists ... Ranked seventh on Hershey in points scored and plus/minus (+12) ... Scored two goals in his first game of the season against Rochester (10/14) ... Tallied three points (2g, 1a) and was named the first star of the game against Binghamton (10/29) ... Added his second three-point game of the season against Lehigh Valley (1/14). **2015-16:** Ranked fourth among Bears skaters in power-play goals (5), tied for fifth in goals (16) and tied for sixth in points (34) ... Ranked second on the team in points per game (0.94) ... Tallied eight multi-point games ... Registered a five-game point streak (3g, 2a) from March 19-26 ... Missed a majority of the regular-season due to a wrist injury ... Ranked third in the AHL in goals (8) during the playoffs and ranked second on the team in points (14) ... Scored two goals in Game 3 of the Eastern Conference finals at Toronto (5/25). **2014-15:** Recorded 24 points (12g, 12a) and 12 penalty minutes in 44 games with Linköping of the Swedish Hockey League in 2014-15 ... Ranked fourth on the team in goals and sixth in points ... Joined Hershey (AHL) at the conclusion on Linköping's season and tallied five assists in three regular-season games ... In the 2015 Calder Cup playoffs, recorded six points (2g, 4a) in 10 games ... Represented the Czech Republic at the 2015 IIHF World Junior Championship and recorded three points (2g, 1a) in five games.

## Junior Career

**2013-14:** Spent the season with Linköping of the Swedish Hockey League (SHL) and split the season between the senior team and junior team ... Registered three points (two goals, one assists) and two penalty minutes in 24 games with the senior team and collected 25 points (14 goals, 11 assists) and 26 penalty minutes in 24 games with Linköping's junior club ... Represented the Czech Republic at the 2014 IIHF World Junior Championship in Sweden ... Earned two points (1g, 1a) in five games at the tournament ... Earned a silver medal with the Czech Republic at the 2014 IIHF U18 World Championship in Finland ... Registered 10 points (8g, 2a) at the tournament ... Named one of the Czech Republic's

best players by the coaches ... Led the Czech Republic in scoring ... Ranked first in goals and third in points among all skaters at the tournament ... Scored the overtime winner in the quarterfinal to defeat Russia 3-2. **2012-13:** Appeared in five games with Linköping (SHL) ... Represented the Czech Republic at the 2013 IIHF World Junior Championship in Russia ... Earned one assist in six games ... Represented the Czech Republic at the 2013 IIHF U18 World Championship ... Scored two goals in five games at the tournament. **2011-12:** Represented the Czech Republic at the 2012 IIHF U18 World Championship in the Czech Republic ... Ranked tied for first among Czech skaters in goals (4), assists (4) and points (8).

## NHL Transactions

Selected by Washington in the first round, 13th overall, in the 2014 NHL Draft

Twitter  
@jvranaa

## 2017-18 Analytic

Vrana's 8.8 shots for per 60 minutes of play at five-on-five ranked second on the Capitals.

# 13 JAKUB VRANA



## vs. the NHL

	GP	G	A	P	PIM
ANA	3	0	1	1	0
ARI	2	0	1	1	0
BOS	4	1	0	1	2
BUF	4	1	1	2	0
CGY	2	1	1	2	0
CAR	5	0	1	1	0
CHI	1	0	0	0	0
COL	1	1	0	1	0
CBJ	3	0	1	1	2
DAL	3	0	0	0	2
DET	3	0	1	1	0
EDM	2	0	0	0	0
FLA	3	0	0	0	2
LA	3	2	0	2	0
MIN	3	0	0	0	0
MTL	4	0	1	1	0
NSH	2	0	1	1	0
NJ	5	2	0	2	0
NYI	7	1	4	5	0
NYR	4	0	0	0	0
OTT	3	2	3	5	0
PHI	5	1	1	2	0
PIT	3	1	0	1	2
SJ	3	1	0	1	0
STL	2	0	0	0	2
TB	5	0	0	0	0
TOR	3	2	0	2	0
VAN	3	0	0	0	2
VGK	2	0	0	0	0
WPG	1	0	0	0	0

## Playoffs vs. the NHL

	GP	G	A	P	PIM
CBJ	5	0	1	1	2
PIT	6	2	2	4	0
TB	7	0	1	1	0
VGK	5	1	1	2	0

## CAREER HIGHLIGHTS

### First NHL Game:

12/1/16 (NYI 3, WSH 0)

### First NHL Goal:

12/9/16 (WSH 4 vs. BUF 1, Lehner)

### First NHL Assist:

12/13/16 (WSH 4 vs. NYI 2)

### Most Goals in a Game:

2 (11/22/17, WSH 5 vs OTT 2)

### Most Assists in a Game:

2 (2 times, last: 10/5/17, WSH 5 at OTT 4 SO)

### Most Points in a Game:

2 (4 times, last: 3/16/18, WSH 6 at NYI 3, 1G-1A)

### Most Shots in a Game:

5 (4 times, last: 1/9/18, WSH 3 vs VAN 1)

### Most PIM in a Game:

2 (7 times, last: 4/2/18, WSH 4 at STL 2)

### Most Ice Time in a Game:

18:41 (12/3/16, WSH 1at TB 2)

### Longest Goal Streak:

2 (2 times, last: 12/12/17-12/14/17, 2G)

### Longest Assist Streak:

3 (3/15/18-3/18/18, 3A)

### Longest Point Streak:

3 (3/15/18-3/18/18, 1G-3A)

Penalty Shots: None

Shootouts: None

## PLAYOFF CAREER HIGHLIGHTS

### Most Goals in a Game:

1 (3 times, last: 6/7/18, WSH 4 at VGK 3)

### Most Assists in a Game:

2 (5/5/18, WSH 6 vs PIT 3)

### Most Points in a Game:

3 (5/5/18, WSH 6 vs PIT 3, 1G-2A)

## CAREER STATISTICS

Year	Team	League	GP	G	A	Pts	PIM	+/-	PP	SH	GW	S	GP	G	A	Pts	PIM
2011-12	Czech Republic	WJC-18	6	4	4	8	4	1	0	0	2	17	-	-	-	-	-
2012-13	Linkoping	SHL	5	0	0	0	0	-2	-	-	-	-	-	-	-	-	-
	Czech Republic	WJC	6	0	1	1	2	+1	0	0	0	8	-	-	-	-	-
	Czech Republic	WJC-18	5	2	0	2	2	-4	0	0	0	21	-	-	-	-	-
2013-14	Linkoping	SHL	24	2	1	3	2	-3	-	-	-	-	12	1	1	2	4
	Czech Republic	WJC	5	1	1	2	2	-1	1	0	0	7	-	-	-	-	-
	Czech Republic	WJC-18	7	8	2	10	4	3	1	0	2	30	-	-	-	-	-
2014-15	Linkoping	SHL	44	12	12	24	12	3	-	-	-	-	11	4	1	5	2
	Hershey	AHL	3	0	5	5	0	2	0	0	0	7	10	2	4	6	2
	Czech Republic	WJC	5	2	1	3	2	2	-	-	-	-	-	-	-	-	-
2015-16	Hershey	AHL	36	16	18	34	20	7	5	0	1	101	21	8	6	14	2
2016-17	CAPITALS	NHL	21	3	3	6	2	2	3	0	2	32	-	-	-	-	-
	Hershey	AHL	49	19	17	36	28	12	4	0	4	106	7	0	0	0	4
2017-18	CAPITALS	NHL	73	13	14	27	12	2	1	0	0	133	23	3	5	8	2
NHL/CAPITALS TOTALS			94	16	17	33	14	4	7	0	4	165	33	3	5	8	2





# TOM WILSON

Right Wing • Height: 6'4" • Weight: 220 • Shoots: Right

Born: March 29, 1994 (Toronto, Ontario)

Drafted: Capitals first-round choice, 16th overall, in the 2012 NHL Draft

# 43

## 2017-18

Set career highs in goals (14), assists (21) and points (35) ... Ranked second in the NHL in penalty minutes (187) and fourth in hits (250) ... Scored a goal at PIT (4/1) ... Scored two goals at MTL (3/24) ... Scored a goal vs. OTT (2/27) ... Scored a goal at CHI (2/17) ... Registered three points (2g, 1a) at MIN (2/15) ... Scored a goal at CBJ (2/6) ... Earned an assist at FLA (1/25) ... Registered an assist at NJ (1/18) ... Scored a goal vs. NJ (12/30) ... Tallied two points (1g, 1a) vs. NYR (12/8) ... Recorded four points vs. CHI (12/6), marking his first four-point NHL game ... Tallied an assist vs. EDM (11/12) ... Recorded an assist at COL (11/16) ... Scored two goals at BOS (11/4), including the game-winning goal ... Earned an assist vs. NYI (11/2) ... Recorded an assist at DET (10/20) ... Set career highs in playoff goals (5), assists (10) and points (15) ... Recorded four multi-point games.

## Career

**2016-17:** Ranked third in the NHL in penalty minutes (133) and tied for 10th in hits (239) ... Played in all 82 games for the third time in his career ... Set his career high in plus/minus (+9) and tied his career high in goals (7) ... Scored a goal at TOR (4/4) ... Tallied an assist at ARI (3/31) ... Earned an assist at COL (3/29) ... Played in his 300th NHL/Capitals game vs. MIN (3/14) ... Earned an assist at SJ (3/9) ... Scored a goal at NSH (2/25) ... Scored a goal vs. EDM (2/24) ... Scored a goal vs. ANA (2/11) ... Tallied an assist vs. LA (2/5) ... Earned an assist at MTL (2/4) ... Tallied an assist vs. BOS (2/1) ... Earned an assist at STL (1/19) ... Tallied an assist vs. PHI (1/15) ... Recorded a career-high three points (1g, 2a) vs. CHI (1/13) ... Tallied an assist vs. OTT (1/1) ... Earned an assist vs. TB (12/23) ... Scored a goal vs. VAN (12/11) ... Scored a goal at VAN (10/29) ... Scored first career playoff goal in overtime win vs. TOR (4/13) ... First multi-goal playoff game at TOR (4/19). **2015-16:** Led the Capitals and ranked third in the NHL in penalty minutes (163) ... Led the Capitals and ranked 10th in the NHL in hits (253) ... Played in all 82 games for the second time in his career ... Set career highs in goals (7), assists (16), points (23) and plus/minus (+3) ... Tallied an assist at STL (4/9) ... Scored his first career game-winning goal vs. CBJ (3/28) ... Registered an assist at OTT (3/22) ... Earned an assist vs. ARI (2/22) ... Tallied an assist at MIN (2/11) ... Registered two points (1g, 1a) at NSH (2/9) ... Played in his 200th NHL/Capitals game vs. PHI (2/7), becoming the fifth player in franchise history to play 200 games before his 22nd birthday, joining Bob Carpenter, Scott Stevens, Gaetan Duchesne and Kevin Hatcher ... Scored a goal vs. VAN (1/14) ... Scored a goal vs. OTT (1/10) ... Tallied two assists at CBJ (1/2) ... Earned an assist at BUF (12/28) ... Tallied two assists vs. MTL (12/26) ... Earned an assist at NYR (12/20) ... Recorded eight hits at PIT (12/14) ... Scored a goal for the second consecutive game at MTL (12/3) ... Scored a goal at TOR (11/28) ... Earned an assist vs. EDM (11/23) ... Earned 12 penalty minutes vs. COL (11/21) ... Registered his second career multi-assist game with two assists at PHI (11/12) ... Earned seven hits vs. TOR (11/7) ... Led WSH in hits (4) vs. BOS (11/5) ... Tallied an assist at CGY (10/20) ... Earned an assist vs. NJ (10/10) ... Ranked second on the team in playoff hits (40) ... Earned an assist in Game 5 of the ECSF at PIT (5/4). **2014-15:** Set career highs in goals (4), assists (13), points (17) and penalty minutes (172) ... Ranked fourth in the NHL in penalty minutes (172) ... Recorded an assist vs. CAR (3/31) ... Tallied an assist vs. BOS (3/15) ... Earned an assist vs. BUF (3/7) ... Scored a goal and earned 17 PIM at CBJ (3/3) ... Scored a goal at PHI (2/22) ... Earned an assist at OTT (2/5) ... Tallied an assist vs. EDM (1/20) ... Earned an assist vs. COL (1/12) ... Earned two assists vs. TB (12/13), marking his first career multi-assist game ... Played in his 100th NHL game vs. CBJ (12/12) ... Recorded an assist at TB (12/9) ... Earned an assist at NJ (12/6) ... Scored a goal and earned 15 PIM vs. TOR (11/29) ... Earned an assist vs. NYI (11/28) ... Registered a game-high six hits and earned seven PIM at STL (11/15) ... Earned an assist vs. CGY (11/2) ... Registered two points (1g, 1a) vs. ARI (11/2), marking his first multi-point game of the season and the second multi-point game of his career (11/5/13 vs. NYI: 1g, 1a) ... Made his season debut vs. DET (10/29) ... Recalled from Hershey (AHL) on 10/28 ... Appeared in two games with the Bears (10/24-10/26) ... Re-assigned to Hershey (AHL) on 10/20 ... Tallied seven hits in Game 2 of the ECQF vs. NYI (4/17) ... Registered five

hits in Game 3 at NYI (4/19) ... Recorded five hits in Game 4 at NYI (4/21) ... Earned his first career NHL playoff point with an assist in Game 5 of the ECSF at NYR (5/8). **2013-14:** Ranked seventh in the NHL in penalty minutes (151), third among NHL rookies and Washington skaters in hits (197) ... One of three NHL rookies to appear in all 82 games this season (Nathan MacKinnon, Tyler Johnson) ... Skated in a career-high 14:43 of ice time at CAR (4/10) ... Sparred with Mike Halmo at NYI (4/5) ... Earned an assist at SJ (3/22) ... Scored a goal vs. VAN (3/14) ... Earned 17 PIM at PHI (3/5) ... Scored a goal vs. WPG (2/6) ... Earned an assist and sparred with Nick Foligno at CBJ (1/30) ... Earned an assist and sparred with Brandon Prust at MTL (1/25) ... Earned an assist at NJ (1/24) ... Registered 20 PIM at PHI (11/17) ... Earned an assist and led all skaters with six hits at NYI (11/30) ... Registered five hits vs. MTL (11/29) ... Registered four hits at DET (11/15) ... Registered an assist vs. MIN (11/7) ... Earned his first NHL point with an assist and scored his first NHL goal vs. NYI (11/5) ... Led the Capitals with four hits vs. COL (10/12) ... Made NHL regular-season debut at CHI (10/1). **2012-13:** Made NHL debut in Game 5 of ECQF vs. NYR ... Became first WSH teenager (19) to make NHL debut in the playoffs ... Recorded four hits in 6:24 in Game 5 vs. NYR ... Skated a career-high 9:02 vs. NYR in Game 7 ... Made professional debut with Hershey (AHL) in Game 3 of the AHL ECQF vs. Providence (5/4) ... Scored his first career AHL goal in Game 4 of the AHL ECQF (5/5) ... Recorded one goal and six penalty minutes in three playoff games

## Junior Career

**2012-13:** Skated in 48 games for Plymouth (OHL) ... Ranked sixth on the team in goals (23), third in assists (35), fifth in points (58) and second in PIM (102) ... Earned OHL Player of the Week honors for the week ending 4/21 ... Appeared in 12 playoff games for the Whalers ... Ranked second on the team in goals (9), fifth in assists (8), fourth in points and first in penalty minutes (41) during the postseason ... Helped Plymouth reach OHL Western Conference Championship Series where they fell to London in five games ... Earned a hat trick (3g, 0a) against London in Game 2 (4/21) ... Collected six goals, two assists and 12 penalty minutes in his last four games of the championship series. **2011-12:** Participated in the CHL Top Prospects Game ... Was voted as the 'Best Body Checker' in the OHL's 2012 Western Conference Coaches Poll and was a runner up for the 'Hardest Worker' category ... Set OHL career highs in games played (49), goals (9), assists (18), points (27), penalty minutes (141) and plus/minus (+17) with Plymouth ... Ranked 11th on the team in points and 1st in penalty minutes despite missing 19 games ... Ranked 2nd on the team in playoff points and 1st in goals ... Skated in 13 playoff games for the Whalers ... Led Plymouth in postseason penalty minutes and plus/minus (+10). **2010-11:** Skated in 28 games for Plymouth ... Scored three goals and earned three assists ... Ranked 7th on Plymouth in penalty minutes (71) despite only playing 28 games in his OHL rookie season.

## International Career

**2011:** Won a gold medal with Team Canada at the 2011 Ivan Hlinka Memorial Tournament ... Posted three goals in five games ... Won gold with Team Ontario at the World Under-17 Hockey Challenge ... Recorded one assist and six penalty minutes in four games.

## NHL Transactions

Selected by Washington in the first round, 16th overall, in the 2012 NHL Draft.

## Twitter

@Tom\_Wilson

## 2017-18 Analytic

Wilson led the Capitals in drawn penalties-per-game (2.22).

# 43 TOM WILSON



## vs. the NHL

	GP	G	A	P	PIM
ANA	9	1	1	2	15
ARI	10	1	3	4	15
BOS	13	2	3	5	27
BUF	15	0	2	2	25
CGY	9	0	3	3	12
CAR	21	0	1	1	23
CHI	10	4	4	8	22
COL	10	0	3	3	21
CBJ	21	3	3	6	62
DAL	10	0	0	0	23
DET	15	0	1	1	10
EDM	9	1	3	4	15
FLA	14	0	1	1	28
LA	10	0	1	1	19
MIN	10	2	3	5	34
MTL	13	3	4	7	29
NSH	10	2	1	3	27
NJ	19	1	5	6	47
NYI	21	1	5	6	55
NYR	19	1	2	3	21
OTT	14	2	3	5	34
PHI	21	1	3	4	76
PIT	20	2	1	3	45
SJ	8	0	3	3	15
STL	10	0	2	2	14
TB	14	0	5	5	21
TOR	15	3	1	4	35
VAN	9	4	0	4	23
VGK	2	0	0	0	0
WPG	10	1	2	3	13

## Playoffs vs. the NHL

	GP	G	A	P	PIM
CBJ	6	2	1	3	10
NYI	6	0	0	0	9
NYR	10	0	1	1	16
PHI	6	0	0	0	9
PIT	16	0	5	5	30
TB	7	1	4	5	9
TOR	6	3	0	3	12
VGK	5	2	1	3	8

## CAREER HIGHLIGHTS

### First NHL Game:

5/10/13 (WSH 2 vs NYR 1 OT)

### First NHL Goal:

11/5/13 (WSH 6 vs NYI 2, Nabokov)

### First NHL Assist:

11/5/13 (WSH 6 vs NYI 2)

### Most Goals in a Game:

1 (21 times, last: 4/4/17, WSH 4 at TOR 1)

### Most Assists in a Game:

2 (5 times, last: 1/13/17, WSH 6 vs CCHI 0)

### Most Points in a Game:

3 (1/13/17 WSH 6 vs CHI 0, 1G-2A)

### Most Shots in a Game:

6 (1/14/16, WSH 4 vs VAN 1)

### Most PIM in a Game:

20 (12/17/13, WSH 2 at PHI 5)

### Most Ice Time in a Game:

19:34 (2/28/17, WSH 4 at NYR 1)

### Multiple Point Games:

8 (last: 1/13/17, WSH 6 vs CHI 0, 1G, 2A)

### Longest Goal Streak:

2 (3 times, last: 2/24/17-2/25/17, 2G)

### Longest Assist Streak:

3 (2/1/17-2/5/17, 3A)

### Longest Point Streak:

3 (2/1/17-2/5/17, 3A)

### Penalty Shots: None

### Shootouts: 0/1

## PLAYOFF CAREER HIGHLIGHTS

### Most Goals in a Game:

2 (4/19/17, WSH 5 at TOR 4)

### Most Assists in a Game:

1 (2 times, last: 5/4/16, WSH 2 at PIT 3 OT)

### Most Points in a Game:

2 (4/19/17, WSH 5 at TOR 4)

## CAREER STATISTICS

		Regular Season											Playoffs				
Year	Team	League	GP	G	A	Pts	PIM	+/-	PP	SH	GW	S	GP	G	A	Pts	PIM
2009-10	Toronto	GTHL	73	52	63	115	148	-	-	-	-	-	-	-	-	-	-
2010-11	Plymouth	OHL	28	3	3	6	71	0	-	-	-	-	-	-	-	-	-
	Can. Ontario U17	WHC-17	4	0	1	1	6	-	-	-	-	-	-	-	-	-	-
2011-12	Plymouth	OHL	49	9	18	27	141	17	-	-	-	-	13	7	6	13	39
2012-13	CAPITALS	NHL	-	-	-	-	-	-	-	-	-	-	3	0	0	0	0
	Plymouth	OHL	48	23	35	58	104	36	-	-	-	-	12	9	8	17	41
	Hershey	AHL	-	-	-	-	-	-	-	-	-	-	3	1	0	1	6
2013-14	CAPITALS	NHL	82	3	7	10	151	1	1	0	0	63	-	-	-	-	-
2014-15	CAPITALS	NHL	67	4	13	17	172	-1	0	0	0	79	13	0	1	1	25
	Hershey	AHL	2	0	0	0	0	-1	0	0	0	5	-	-	-	-	-
2015-16	CAPITALS	NHL	82	7	16	23	163	3	0	0	1	99	12	0	1	1	13
2016-17	CAPITALS	NHL	82	7	12	19	133	9	0	0	0	95	13	3	0	3	34
2017-18	CAPITALS	NHL	78	14	21	35	187	10	0	1	1	123	21	5	10	15	31
NHL/CAPITALS TOTALS			391	35	69	104	806	22	1	1	2	459	62	8	12	20	103

CHL Top Prospect Game (2012)





# RILEY BARBER

# 24

Right Wing • Height: 6'0" • Weight: 200 • Shoots: Right  
 Born: February 7, 1994 (Pittsburgh, Pennsylvania)  
 Acquired: Capitals' sixth-round choice, 167th overall, in the 2012 NHL Draft

## NHL Highlights

### NHL Firsts

**Game:** 2/24/17 (EDM 1 vs. WSH 2)

**Point:** None

**Goal:** None

### NHL Highs

**Goals:** None

**Assists:** None

**Points:** None

**Penalty Minutes:** None

## CAREER STATISTICS

Year	Team	League	GP	G	A	Pts	PIM	+/-	PP	SH	GW	S	GP	G	A	Pts	PIM
2009-10	Compuware U16	Midget	38	16	22	38	20	0	-	-	-	-	-	-	-	-	-
2010-11	Dubuque	USHL	57	14	14	28	48	-14	-	-	-	-	11	2	0	2	6
2011-12	U.S. National U17	USDP	3	1	1	2	2	0	-	-	-	-	-	-	-	-	-
	USNTDP	USHL	24	5	6	11	59	0	-	-	-	-	-	-	-	-	-
	U.S. National U18	USDP	60	21	15	36	85	0	-	-	-	-	-	-	-	-	-
2012-13	United States	WJC-18	6	1	2	3	2	2	-	-	-	-	-	-	-	-	-
	Miami University	NCAA	40	15	24	39	22	12	-	-	-	-	-	-	-	-	-
	United States	WJC-20	7	3	3	6	4	1	-	-	-	-	-	-	-	-	-
2013-14	Miami University	NCAA	38	19	25	44	28	6	-	-	-	-	-	-	-	-	-
	United States	WJC	5	4	2	6	0	1	-	-	-	-	-	-	-	-	-
2014-15	Miami University	NCAA	38	20	20	40	12	6	-	-	-	-	-	-	-	-	-
2015-16	Hershey	AHL	74	26	29	55	34	4	7	0	1	163	17	1	3	4	24
2016-17	CAPITALS	NHL	3	0	0	0	0	0	0	0	0	2	-	-	-	-	-
	Hershey	AHL	39	13	14	27	12	4	4	0	2	102	12	1	4	5	4
2017-18	Hershey	AHL	60	20	18	38	49	-13	10	1	5	178	-	-	-	-	-
CAPITALS/NHL TOTALS			3	0	0	0	0	0	0	0	0	0	-	-	-	-	-

## Career

**2017-18:** Recorded 38 points (20g, 18a) in 60 games with Hershey ... Led Hershey in goals, power play goals (10) and game-winning goals (5) ... Recorded 10 multi-point games ... Scored first shorthanded goal of his AHL career vs. Providence (12/6) ... Scored 100th AHL point, the game-winning goal, vs. Binghamton (12/23) ... Had two goals vs. Charlotte (2/3). **2016-17:** Made his NHL debut with the Capitals against Edmonton (2/24)...Appeared in three games with the Capitals in 2016-17...Ranked 10th in points for Hershey with 27 (13g, 14a)...Scored a point in four consecutive games (10/23-10/30)...Tallied six points (2g, 4a) in a four-game stretch (4/2-4/8)...Scored five points (1g, 4a) in 12 playoff games...Registered two assists in Hershey's Game 2 win over Lehigh Valley in the first round of the Calder Cup Playoffs (4/22). **2015-16:** Ranked second on the team in goals (26), points (55) and shots (163) and third in assists (29) ... Ranked second among AHL rookies in goals and tied for fourth in points ... Ranked 20th in the AHL in scoring ... Named the Bears' Rookie of the Year ... Recorded a 10-game point streak (10g, 10a) from Jan. 30-Feb. 23 ... Registered 12 multi-point games and recorded a point in 27 of 39 contests ... Registered four points (3g, 1a) against Syracuse (1/30) ... Recorded two power play goals against Binghamton (2/7). **2014-15:** Ranked second on the team with 40 points (20 goals, 20 assists) ... Recorded at least one point in 30 of 38 contests ... Notched seven multi-point games ... Fired a team-high 180 shots on goal ... Registered a nine-game point streak that began with three points on two goals and an assist at Denver (2/27) ... Also strung together a seven-game point streak from Nov. 22-Jan. 3 ... Scored a power play goal and added an assist at Ohio State (10/17) ... Scored two goals and added an assist against Colorado College (11/8) ... Named NCHC Offensive Player of the Week on Nov. 10 ... Also notched three points on a goal and two assists while finishing +4 against Omaha (12/5) ... Scored twice, including the game-winning goal, at Rensselaer (1/2). **2013-14:** Earned a career-high 44 points (19g, 25a) in 38 games with Miami University ... Ranked second in the National Collegiate Hockey Conference (NCHC) in points, tied for fourth in goals and fifth in the conference in assists ... Served as the United States' captain at the 2014 IIHF World Junior Championship in Malmo, Sweden ... Earned six points (4g, 2a) in five games at the World Junior Championship and led the United States in goals. **2012-13:** Led Miami in points by a freshman with 38 points ... His 15 goals led the team and ranked tied for 8th in the CCHA ... Honored as the 2012-13 CCHA Rookie of the Year and was named to the league's First All-Star Team ... Collected six points (3g, 3a) in seven games to help Team USA win gold at the U-20 World Junior Championships **2011-12:** Ranked 3rd in points and 2nd in goals on the U.S. National Development Team ... Helped the US win the gold medal at the U-18 World Junior Championship. **2010-11:** Helped Dubuque win the USHL Clark Cup ... T-6th in points and 5th in goals on the team ... Son of former NHL player Don Barber.



# MATHIAS BAU

# 50

Left Wing • Height: 6'6" • Weight: 231 • Shoots: Left  
Born: July 3, 1993 (Glostrup, Denmark)  
Acquired: Signed as a free agent, May 9, 2018

## NHL Highlights

### NHL Firsts

Game: None

Point: None

Goal: None

NHL Highs

Goals: None

Assists: None

Points: None

Penalty Minutes: None

## CAREER STATISTICS

### Regular Season

### Playoffs

Year	Team	League	GP	G	A	Pts	PIM	+/-	PP	SH	GW	S	GP	G	A	Pts	PIM
2010-11	Rodovre U20	Denmark U20	16	10	18	28	20	-	-	-	-	-	5	3	4	7	10
	Rodovre II	Denmark2	30	17	12	29	136	-	-	-	-	-	15	11	8	19	34
	Rodovre	Denmark	14	0	0	0	2	-	-	-	-	-	3	0	0	0	0
2011-12	Denmark U18	WJC-18 D1	5	0	2	2	14	1	-	-	-	-	-	-	-	-	-
	Rodovre U20	Denmark U20	-	-	-	-	-	-	-	-	-	-	3	4	4	8	4
	Rodovre SIK	Denmark 2	1	1	2	3	0	-	-	-	-	-	3	3	1	4	4
	Rodovre	Denmark	36	4	11	15	22	-	-	-	-	-	7	3	1	4	4
	Denmark U20	WJC-20	5	2	2	4	0	-3	-	-	-	-	-	-	-	-	-
2012-13	Rodovre	Denmark	23	5	7	12	45	-	-	-	-	-	-	-	-	-	-
	Malmö J20	SuperElit	13	6	4	10	18	4	-	-	-	-	3	4	0	4	4
	Denmark U20	WJC-20 D1A	5	1	1	2	4	0	-	-	-	-	-	-	-	-	-
2013-14	Malmö J20	SuperElit	11	3	3	6	34	1	-	-	-	-	-	-	-	-	-
	IK Pantern	Division 1	32	7	10	17	62	3	-	-	-	-	10	4	10	14	16
2014-15	Frederikshavn	Denmark	29	15	8	23	20	7	-	-	-	-	10	6	3	9	16
	Denmark	WC	5	0	0	0	4	-1	-	-	-	-	-	-	-	-	-
2015-16	Frederikshavn	Denmark	41	16	24	40	81	14	-	-	-	-	13	7	15	22	12
	Denmark	WC	8	0	0	0	0	0	-	-	-	-	-	-	-	-	-
2016-17	Frederikshavn	Denmark	41	16	24	40	81	14	-	-	-	-	15	4	9	13	8
	Denmark	WC	7	0	1	1	0	-3	-	-	-	-	-	-	-	-	-
2017-18	Hershey	AHL	58	13	10	23	14	-19	-	-	-	-	-	-	-	-	-

## Career

**2017-18:** Registered 23 points (13g, 10a) in rookie season with Hershey ... Made AHL debut at Lehigh Valley (10/7) ... Notched first AHL point, an assist, at Rochester (11/3) ... Scored first AHL goal, the game-winning goal, at Springfield (11/8) ... Had first multi-goal game versus Lehigh Valley (11/11) ... Had career high three points (2g, 1a) including the game-winning goal in 4-1 win at Providence (11/17) ... Finished season with three multi-goal games. **2016-17:** Led Frederikshavn in assists and penalty minutes (81) ... Tied for the team lead in points and ranked second in plus/minus (+14) ... Registered 13 points (4g, 9a) in 15 playoff games, tying for the team lead ... Represented Denmark at the 2017 IIHF World Championship, recording an assist in seven games played. **2015-16:** Set a Metal Ligaen career high in goals (19), assists (25) and points (44) ... Led Frederikshavn in penalty minutes (64) ... Ranked fourth on Frederikshavn in goals, assists and points ... Led the team in playoff scoring with 22 points (7g, 15a) in 13 games ... Named to the Danish League All-Star Team ... Appeared in 19 games for Denmark in international competition, including eight games at the 2016 IIHF World Championship. **2014-15:** Made his Metal Ligaen debut with Frederikshavn ... Recorded 23 points (15g, 8a) in 29 games ... Registered nine points (6g, 3a) in 10 playoff games ... Represented Denmark at the 2015 IIHF World Championship. **2013-14:** Recorded six points (3g, 3a) in 11 games with Malmö's junior team (Sweden) ... Played in 32 games for IK Pantern in Hockeyettan (Sweden-3) and registered 17 points (7g, 10a). **2012-13:** Recorded 12 points (5g, 7a) in 23 games with Rodovre (Denmark) ... Registered 10 points (6g, 4a) in 13 regular season games and four goals in three playoff games for Malmö's junior team ... Recorded two points (1g, 1a) in five games for Denmark at the 2013 Under-20 World Junior Championship Division 1A, earning a bronze medal. **2011-12:** Skated in 36 games for Rodovre (Denmark) and registered 15 points (4g, 11a) ... Recorded three points (1g, 2a) in one regular season game and four points (3g, 1a) in three playoff games for Rodovre's affiliate ... Represented Denmark at the 2012 Under-20 World Junior Championship and recorded four points (2g, 2a) in five games. **2010-11:** Made Metal Ligaen debut with Rodovre ... Played in 14 regular season games and three playoff games for Rodovre ... Registered 29 points (17g, 12a) in 30 regular season games and 19 points (11g, 8a) in 15 playoff games for Rodovre II (Denmark-2) ... Recorded 28 points (10g, 18a) in 16 games for Rodovre's under-20 team.





# KRISTOFERS BINDULIS

# 84

Defense • Height: 6'3" • Weight: 194 • Shoots: Left  
 Born: September 17, 1995 (Riga, Latvia)  
 Acquired: Signed as a free agent, March 7, 2017

## NHL Highlights

### NHL Firsts

**Game:** None

**Point:** None

**Goal:** None

### NHL Highs

**Goals:** None

**Assists:** None

**Points:** None

**Penalty Minutes:** None

## CAREER STATISTICS

### Regular Season

### Playoffs

Year	Team	League	GP	G	A	Pts	PIM	+/-	PP	SH	GW	S	GP	G	A	Pts	PIM
2013-14	Soo	NAHL	52	0	11	11	64	-3	-	-	-	-	-	-	-	-	-
2014-15	Soo	NAHL	28	1	5	6	29	5	-	-	-	-	-	-	-	-	-
	Des Moines	USHL	30	1	1	2	6	-7	-	-	-	-	-	-	-	-	-
2015-16	Aston	NAHL	57	10	36	46	75	13	-	-	-	-	8	3	2	5	4
2016-17	Lake Superior St. Univ	NCAA	28	1	11	12	20	-10	-	-	-	-	-	-	-	-	-
2017-18	Hershey	AHL	12	0	1	1	10	1	0	0	0	12	-	-	-	-	-
	South Carolina	ECHL	34	4	11	15	10	1	1	0	2	51	-	-	-	-	-

### Career

**2017-18:** Split time with South Carolina (ECHL) and Hershey ... Appeared in 34 games with the Stingrays, scoring 15 points (4g, 11a) ... Posted his first professional points, scoring a goal and an assist for South Carolina vs. Greenville (12/5) ... Logged a four-game point streak (12/5-12/10, 2g, 4a) for the Stingrays ... Scored the overtime-winning goal for the Stingrays at Norfolk (1/9) and at Toledo (3/3) ... With Hershey, appeared in 12 games, tallying one assist ... Made AHL and professional debut at Rockford (10/22) ... Scored first AHL point, an assist, vs. Laval (3/31). **2016-17:** Recorded 12 points (1g, 11a) in 28 games with Lake Superior State University...Ranked third among Lake Superior State defensemen in points and assists and recorded two points (1g, 1a) in his NCAA debut on Oct. 14 against Michigan State. **2015-16:** Registered 46 points (10g, 36a) in 57 games with the Aston Rebels (NAHL) and served as the team's home captain during the 2015-16 season. **2014-15:** Split time between Soo of the NAHL and Des Moines of the USHL...Scored a total of eight points (2g, 6a) between the two teams.



# TOBIAS GEISSER

# 46

Defenseman • Height: 6'5" • Weight: 213 • Shoots: Left  
Born: February 13, 1999 (Stans, Switzerland)  
Drafted: Capitals' fourth-round choice, 120th overall, in the 2017 NHL Draft

## NHL Highlights

### NHL Firsts

**Game:** None

**Point:** None

**Goal:** None

### NHL Highs

**Goals:** None

**Assists:** None

**Points:** None

**Penalty Minutes:** None

## CAREER STATISTICS

### Regular Season

### Playoffs

Year	Team	League	GP	G	A	Pts	PIM	+/-	PP	SH	GW	S	GP	G	A	Pts	PIM
2014-15	Zug U17	Elite Novizen	30	20	15	35	6	-	-	-	-	-	12	2	5	7	2
	Zug U20	Elite Jr. A	8	1	1	2	4	-	-	-	-	-	-	-	-	-	-
2015-16	Zug U17	Elite Novizen	10	5	5	10	2	-	-	-	-	-	-	-	-	-	-
	Zug U20	Elite Jr. A	35	1	2	3	2	-	-	-	-	-	9	3	1	4	2
2016-17	Zug U20	Elite Jr. A	3	1	2	3	0	-	-	-	-	-	10	5	4	9	4
	EV Zug	NLA	14	0	1	1	0	-3	-	-	-	-	-	-	-	-	-
	EVZ Academy	NLB	34	3	7	10	14	-6	-	-	-	-	-	-	-	-	-
2017-18	EV Zug	NLA	38	2	4	6	6	-5	-	-	-	-	5	0	0	0	0
	Switzerland U20	WJC-20	5	0	0	0	2	-5	-	-	-	-	-	-	-	-	-

## Career

**2017-18:** Set National League (Swiss) career highs in goals (2), assists (4), points (6) and games played (38) ... Skated in five playoff games for EV Zug ... Represented Switzerland at the 2018 Under-20 World Junior Championship, where he was named a top-3 player on his team. **2016-17:** Made his National League (Swiss) debut and recorded one assist in 14 games with EV Zug...Registered 10 points (3g, 7a) in 34 games with EV Zug's minor-league affiliate last season, EV Zug Academy...Represented Switzerland at the 2017 IIHF World U18 Championship, the 2016 Ivan Hlinka Memorial Cup and the 2016 U20 4 Nations Tournament. 2015-16: Appeared in 35 games for Zug U20 and scored one goal and tallied two assists...Skated in 10 games for Zug U17 and scored 10 points (5g, 5a).







# SHANE GERSICH

# 63

Left Wing • Height: 5'11" • Weight: 180 • Shoots: Left

Born: July 10, 1996 (Chaska, Minnesota)

Drafted: Capitals' fifth-round selection, 134th overall, in the 2014 NHL Draft

## NHL Highlights

### NHL Firsts

**Game:** 3/28/18 (WSH 3 vs. NYR 2)

**Point:** 4/7/18 (WSH 5 vs. NJ 3, 1A)

**Goal:** None

### NHL Highs

**Goals:** None

**Assists:** 1 (4/7/18, WSH 5 vs. NJ 3)

**Points:** 1 (4/7/18, WSH 5 vs. NJ 3, 1A)

## CAREER STATISTICS

### Regular Season

### Playoffs

Year	Team	League	GP	G	A	Pts	PIM	+/-	PP	SH	GW	S	GP	G	A	Pts	PIM
2012-13	Omaha	USHL	6	1	0	1	19	-4	-	-	-	-	-	-	-	-	-
2013-14	USNTDP	USHL	26	8	8	16	4	8	-	-	-	-	-	-	-	-	-
	US National U-18	USDP	61	16	16	32	18	-	-	-	-	-	-	-	-	-	-
	United States	WJC-18	7	0	0	0	2	2	-	-	-	-	-	-	-	-	-
2014-15	Omaha	USHL	52	27	22	49	32	13	-	-	-	-	3	1	1	2	4
2015-16	North Dakota	NCAA	37	9	2	11	16	15	0	0	1	-	-	-	-	-	-
2016-17	North Dakota	NCAA	40	21	16	37	20	16	4	0	5	-	-	-	-	-	-
2017-18	North Dakota	NCAA	40	13	16	29	18	0	5	0	4	125	-	-	-	-	-
	<b>CAPITALS</b>	<b>NHL</b>	<b>3</b>	<b>0</b>	<b>1</b>	<b>1</b>	<b>0</b>	<b>-1</b>	<b>0</b>	<b>0</b>	<b>0</b>	<b>4</b>	<b>2</b>	<b>0</b>	<b>0</b>	<b>0</b>	<b>0</b>
<b>CAPITALS/NHL TOTALS</b>			<b>3</b>	<b>0</b>	<b>1</b>	<b>1</b>	<b>0</b>	<b>-1</b>	<b>0</b>	<b>0</b>	<b>0</b>	<b>4</b>	<b>2</b>	<b>0</b>	<b>0</b>	<b>0</b>	<b>0</b>

## Career

**2017-18:** Made his NHL debut with Washington (3/28) ... Record his first NHL point, an assist, vs. NJ (4/7) ... Skated in two Stanley Cup playoff games ... Recorded

29 points (13g, 16a) in 40 games with North Dakota (NCAA) in his junior season ... Ranked tied for first on North Dakota in game-winning goals (4) and second in goals.

**2016-17:** Played in 40 games for North Dakota and scored a team-high 37 points (21g, 16a)...Ranked second on the team in power-play goals (4)and game-winning goals

(3)...His +16 rating was the third best on the team...Ranked tied for ninth in the NCHC in points scored and tied for second in goals...Posted nine multi-point games and three

three-point games...Recorded a hat trick against St. Cloud St. (11/18). **2015-16:** Ranked third among UND freshmen with nine goals in 37 games ... Owned a plus-15 rating

to rank third-best among NCHC rookie forwards and sixth-best among all NCHC freshmen ... Opened the scoring in the national championship game against top-ranked Quinnipiac

(4/7), putting UND ahead 1-0 at 11:56 of the first period in an eventual 5-1 win ... Boasted a plus-7 rating in his last 10 games ... Collected his first career goal in the

season opener against Lake Superior State at the Ice Breaker Tournament (10/9) ... Also racked up a season-best seven shots on goal in that game ... Tallied the game-winning

goal in a 3-1 win over Wisconsin (11/7) ... Was a plus or even in 34 of 37 games. **2014-15:** Recorded 49 points (27g, 22a) and 32 penalty minutes in 52 games with the Omaha

Lancers (USHL) in 2014-15 ... Ranked first on the team in goals and second in points ... Committed to play at the University of North Dakota in 2015-16. **2013-14:** Scored 16

goals and 32 points in 61 games with the US National Team Development Program Recorded 16 points (eight goals, eight assists) and four penalty minutes in 26 games with

the U.S. National Under-18 Team of the USHL ... Ranked sixth on the team in goals and eighth in points ... Represented the United States at the U18 World Championship.

**2012-13:** Gersich scored one goal in six games with the Omaha Lancers of the USHL.



# HAMPUS GUSTAFSSON

# 67

Center • Height: 6'4" • Weight: 206 • Shoots: Left  
Born: October 26, 1993 (Ljungby, Sweden)  
Acquired: Signed as a free agent, March 7, 2017

## NHL Highlights

### NHL Firsts

**Game:** None

**Point:** None

**Goal:** None

### NHL Highs

**Goals:** None

**Assists:** None

**Points:** None


**Penalty Minutes:** None

## CAREER STATISTICS

Year	Team	League	GP	G	A	Pts	PIM	+/-	PP	SH	GW	S	GP	G	A	Pts	PIM
2009-10	IF Troja-Ljungby	J18 Elit	34	14	21	35	22	-	-	-	-	-	-	-	-	-	-
	IF Troja-Ljungby J20	SuperElit	5	0	0	0	0	-	-	-	-	-	-	-	-	-	-
2010-11	IF Troja-Ljungby	J18 Elit	8	4	5	9	2	-	-	-	-	-	-	-	-	-	-
	IF Troja-Ljungby J20	SuperElit	39	12	9	21	39	-	-	-	-	-	2	1	0	1	4
2011-12	Gilmour Academy	Midget	21	10	19	29	-	-	-	-	-	-	-	-	-	-	-
	Gilmour Academy	MPHL	9	0	3	3	2	-	-	-	-	-	2	0	0	0	0
2012-13	Amarillo	NAHL	35	10	17	27	21	26	-	-	-	-	7	4	2	6	6
2013-14	Merrimack	NCAA	33	4	6	10	12	-7	-	-	-	-	-	-	-	-	-
2014-15	Merrimack	NCAA	38	11	14	25	41	-1	-	-	-	-	-	-	-	-	-
2015-16	Merrimack	NCAA	39	8	18	26	24	4	-	-	-	-	-	-	-	-	-
2016-17	Merrimack	NCAA	36	15	11	26	43	6	-	-	-	-	-	-	-	-	-
	Hershey	AHL	10	0	2	2	13	4	0	0	0	9	4	0	0	0	0
2017-18	Hershey	AHL	29	3	4	7	4	4	0	0	0	21	-	-	-	-	-
	South Carolina	ECHL	29	5	7	12	8	2	1	1	1	59	-	-	-	-	-

## Career

**2017-18:** Appeared in 29 games, recording seven points (3g, 4a) with Hershey ... Scored his first AHL goal, and registered his first AHL multi-point game (1g, 1a) vs. Bridgeport (3/17) ... Recorded 12 points (5 g, 7a) in 29 games with South Carolina ... Had first professional and ECHL goal at Norfolk (1/19). **2016-17:** Appeared in 10 games for Hershey and tallied two assists...Skated in four Calder Cup Playoff games. **College:** Served as an alternate captain during his senior season at Merrimack...Registered 26 points (15 goals, 11 assists) in 36 games...Led the team in goals, ranked second in points and fourth in assists...Registered a career high in goals and tied his career high in points...Nominee for the 2017 Hobey Baker Memorial Award...Played four seasons at Merrimack College, registering 87 points (38 goals, 49 assists) in 146 career games...Alternate captain for team from 2015-2017... Four-time Hockey Team Top Performer. **Junior:** Played 2013-14 season with Amarillo Bulls of the NAHL...Accumulated 27 points in 35 games at center ... Notched 10 goals and dished 17 assists while totaling 21 penalty minutes and posted a +26 rating ... Finished with seven points (four goals, three assists) in 11 playoff games.



# CONNOR HOBBS

# 36

Defenseman • Height: 6'1" • Weight: 200 • Shoots: Right  
 Born: January 4, 1997 (Regina, Saskatchewan)  
 Drafted: Capitals' fifth-round choice, 143rd overall, in the 2015 NHL Draft

## NHL Highlights

### NHL Firsts

**Game:** None

**Point:** None

**Goal:** None

### NHL Highs

**Goals:** None

**Assists:** None

**Points:** None

**Penalty Minutes:** None

## CAREER STATISTICS

### Regular Season

### Playoffs

Year	Team	League	GP	G	A	Pts	PIM	+/-	PP	SH	GW	S	GP	G	A	Pts	PIM
2013-14	Medicine Hat	WHL	10	1	2	3	4	1	1	0	0	-	-	-	-	-	-
2014-15	Medicine Hat	WHL	12	1	1	2	15	1	1	0	1	-	-	-	-	-	-
	Regina	WHL	33	1	15	16	21	5	1	0	1	-	8	2	0	2	7
2015-16	Regina	WHL	58	19	22	41	106	-1	10	0	2	-	12	4	6	10	6
2016-17	Regina	WHL	67	31	54	85	92	30	13	2	6	-	23	6	18	24	22
2017-18	Hershey	AHL	44	3	13	16	61	-11	1	0	2	88	-	-	-	-	-

## Career

**2017-18:** Skated in 44 games during rookie season with Hershey, scoring 16 points (3g, 13a) ... Made AHL debut vs. Belleville (10/14) ... Scored first AHL goal, the game-winner, vs. Providence (10/28) ... Missed 19 games due to injury (11/5-12/20) ... Tallied game-winning goal at Belleville (2/17) ... Had first multi-point game, scoring a goal and adding two assists, at Wilkes-Barre/Scranton (4/3). **2016-17:** Named to the WHL (East) first All-Star team...Tallied 85 points (31g, 54a) in 67 games played...Led all WHL defensemen in goals and points...Was tied for third on the team in assists and ranked fourth in points...Was tied for second on Regina in power-play goals (13) and second on the team in game-winning goals (6)...Tallied a four-point game (1g, 3a) against Kootenay (11/2)...Scored at least two points in eight consecutive games (10/30-11/20) and scored a total of 19 points (8g, 11a)...Notched his second four-point performance (1g, 3a) against Calgary (2/8)...Played in 23 playoff games for Regina and amassed 24 points (6g, 18a)...Scored nine points (1g, 8a) in Regina's first four playoff games. **2015-16:** Ranked fifth among WHL defensemen in power-play goals (10) and tied for fifth in goals (19) and penalty minutes (106) ... Led Regina defensemen in goals and points (41) and ranked second in assists (22) ... Registered a nine game point streak (6g, 4a) from Nov. 25-Dec. 12 ... Registered seven multi-point games ... Scored two goals at Edmonton (11/25) ... Tallied three points (1g, 2a) at Spokane (1/9) ... Earned his first WHL hat trick with four points (3g, 1a), including the game-winning goal, against Kootenay (2/19) ... Led Pats defensemen in points (10) and goals (4) during the playoffs and ranked second in assists (6) ... Registered a five game playoff point streak (2g, 4a) from Apr. 1-13. **2014-15:** Split the 2014-15 season between the Medicine Hat Tigers and the Regina Pats of the Western Hockey League (WHL) ... Earned two points (1g, 1a) in 12 games with Medicine Hat last season and 16 points (1g, 15a) in 33 games with Regina ... Represented Canada at the 2014 World Under-17 Hockey Challenge, the 2014 Ivan Hlinka Memorial and the 2014 World Junior A Challenge. 2013-14: Tallied three points (1g, 2a) in 10 games with Medicine Hat (WHL).







# JUUSO IKONEN

Right Wing • Height: 5'8" • Weight: 173 • Shoots: Right  
Born: January 3, 1995 (Espoo, Finland)  
Acquired: Signed as a free agent, May 3, 2018

61

## NHL Highlights

### NHL Firsts

Game: None

Point: None

Goal: None

### NHL Highs

Goals: None

Assists: None

Points: None

Penalty Minutes: None

## CAREER STATISTICS

### Regular Season

### Playoffs

Year	Team	League	GP	G	A	Pts	PIM	+/-	PP	SH	GW	S	GP	G	A	Pts	PIM
2012-13	Blues U20	Jr. A SM-liiga	0	-	-	-	-	-	-	-	-	-	10	3	10	13	0
	Blues	Liiga	57	13	13	26	4	-	-	-	-	-	-	-	-	-	-
	Finland U18	WJC-18	7	2	5	7	2	2	-	-	-	-	-	-	-	-	-
2013-2014	Blues	Liiga	17	4	6	10	2	0	-	-	-	-	-	-	-	-	-
	JYP	Liiga	34	0	8	8	4	-5	-	-	-	-	3	1	1	2	0
2014-15	JYP	Liiga	50	12	13	25	4	-5	-	-	-	-	12	0	6	6	2
	Finland U20	WJC-20	5	1	2	3	0	4	-	-	-	-	-	-	-	-	-
2015-16	Karpat	Liiga	55	9	30	39	8	6	-	-	-	-	13	2	6	8	0
2016-17	Djurgardens IF	SHL	25	2	2	4	0	-6	-	-	-	-	-	-	-	-	-
	Brynas IF	SHL	11	1	6	7	0	4	-	-	-	-	20	7	5	12	0
2017-18	Brynas IF	SHL	49	12	14	26	6	1	-	-	-	-	8	3	2	5	2

### Career

**2017-18:** Ranked third on Brynas IF in goals ... Appeared in eight games for Finland in international competition and recorded three points (1g, 2a). **2016-17:** Recorded four points (2g, 2a) in 25 games for Djurgardens IF and seven points (1g, 6a) in 11 games for Brynas IF ... Ranked third on Brynas IF in playoff scoring with 12 points (7g, 5a) in 20 games played. **2015-16:** Registered 39 points (9g, 30a) in 55 regular season games and eight points (2g, 6a) in 13 playoff games for Karpat (Finland). **2014-15:** Registered 25 points (12g, 13a) in 50 games for JYP (Finland) ... Recorded six assists in 12 playoff games for JYP ... Represented Finland at the 2015 Under-20 World Junior Championship, recording three points (1g, 2a) in five games en route to winning the gold medal.



# LUCAS JOHANSEN

# 21

Defenseman • Height: 6'2" • Weight: 188 • Shoots: Left  
 Born: November 16, 1997 (Vancouver, British Columbia)  
 Drafted: Capitals' first-round choice, 28th overall, in the 2016 NHL Draft

## NHL Highlights

### NHL Firsts

**Game:** None

**Point:** None

**Goal:** None

### NHL Highs

**Goals:** None

**Assists:** None

**Points:** None

**Penalty Minutes:** None

## CAREER STATISTICS

Career Statistics				Regular Season									Playoffs					
Year	Team	League	GP	G	A	Pts	PIM	+/-	PP	SH	GW	S	GP	G	A	Pts	PIM	
2012-13	Vancouver	BCMML	40	3	7	10	8	-	-	-	-	-	3	0	1	1	0	
2013-14	Vancouver	BCMML	40	7	17	24	26	-	-	-	-	-	-	-	-	-	-	
2014-15	Kelowna	WHL	65	1	7	8	16	20	0	0	0	-	19	1	4	5	6	
2015-16	Kelowna	WHL	69	10	39	49	20	11	4	1	1	-	18	2	6	8	8	
2016-17	Kelowna	WHL	68	6	35	41	39	23	2	0	1	-	17	0	8	8	6	
2017-18	Hershey	AHL	74	6	21	27	22	-13	2	0	0	-	-	-	-	-	-	

### Career

**2017-18:** Appeared in 74 games in rookie season for Hershey, recording 27 points (6g, 21a) ... Won Hershey's Jack Gingrich Award as team's Rookie of the Year ... Had five multi-point games ... Made his AHL debut at Lehigh Valley (10/7) ... Notched first career point, an assist, vs. Belleville (10/14) ... Scored first AHL goal vs. Hartford (10/29) ... Had first multi-point game of career with a goal and an assist at Rochester (11/3). **2016-17:** Skated in 68 games for Kelowna of the WHL and scored 41 points (6g, 41a) ... Ranked second on the team among defensemen in points ... Ranked sixth on the team in assists ... Ranked fourth on the team with 16 power-play assists ... Scored an overtime game-winning goal against Everett (10/19) ... Posted nine multi-point games ... Scored at least one point in seven straight games (12/16-1/6). **2015-16:** Led Kelowna defensemen in points (49), goals (10) and assists (39) in 2015-16 and ranked third among WHL defensemen in power-play assists (25) ... Recorded nine multi-point games ... Earned three points (1g, 2a) against Tri-City (1/9) ... Helped the Rockets reach the Western Conference Championship Series. **2014-15:** Made his WHL debut ... Was teammates with Capitals prospect Madison Bowey ... Helped the Rockets win the WHL championship ... Is the younger brother of Nashville Predators center Ryan Johansen.





# AXEL JONSSON-FJALLBY

Left Wing • Height: 6'2" • Weight: 190 • Shoots: Left  
Born: February 10, 1998 (Stockholm, Sweden)  
Drafted: Capitals' fifth-round choice, 147th overall, in the 2016 NHL Draft

45

## NHL Highlights

### NHL Firsts

Game: None

Point: None

Goal: None

### NHL Highs

Goals: None

Assists: None

Points: None

Penalty Minutes: None

CAREER STATISTICS														Playoffs				
Regular Season																		
Year	Team	League	GP	G	A	Pts	PIM	+/-	PP	SH	GW	S		GP	G	A	Pts	PIM
2014-15	Djurgarden U18	Sweden U18	38	11	18	29	6	-	-	-	-	-	-	-	-	-	-	-
2015-16	Djurgarden Jr.	Sweden Jr.	39	13	16	29	8	-	-	-	-	-	-	-	-	-	-	-
	Djurgarden U18	SwedenU18	6	2	1	3	4	-	-	-	-	-	-	-	-	-	-	-
2016-17	Djurgardens IF J20	SuperElit	32	17	20	37	14	0	-	-	-	-	1	0	0	0	0	0
	Djurgardens IF	SHL	24	0	1	1	0	-2	-	-	-	-	2	0	1	1	0	0
2017-18	Djurgardens IF	SHL	42	7	9	16	12	11	-	-	-	-	11	6	2	8	2	2
	Sweden U20	WJC-20	7	2	2	4	2	4	-	-	-	-	-	-	-	-	-	-

### Career

**2017-18:** Recorded 16 points (7g, 9a) in 42 games for Djurgardens IF in his first-full season in the Swedish Hockey League (SHL) . . . Led Djurgardens IF with six goals in eight playoff games . . . Recorded four points (2g, 2a) in seven games for Sweden at the Under-20 World Junior Championship and earned a silver medal. **2016-17:** Set a career high with 37 points (17g, 20a) for Djurgarden's J20 team...Skated in 24 games for Djurgarden IF and added one assist. **2015-16:** Split the season between Djurgarden's Junior and U-18 teams ... Earned four points (two goals, two assists) in seven games with Sweden at the 2016 U18 World Championship. **2014-15:** Made his Djurgarden debut and scored 29 points (11g, 18a) in 28 games played.





# MAXIMILIAN KAMMERER

# 49

Center • Height: 6'1" • Weight: 178 • Shoots: Left  
Born: September 28, 1996 (Dusseldorf, Germany)  
Acquired: Signed as a free agent, May 9, 2018

## NHL Highlights

### NHL Firsts

**Game:** None

**Point:** None

**Goal:** None

### NHL Highs

**Goals:** None

**Assists:** None

**Points:** None

**Penalty Minutes:** None

## CAREER STATISTICS

### Regular Season

### Playoffs

Year	Team	League	GP	G	A	Pts	PIM	+/-	PP	SH	GW	S	GP	G	A	Pts	PIM
2012-13	EC Bad Tolz U18	DNL	7	6	4	10	2	-	-	-	-	-	6	2	0	2	8
	Tolzer Lowen	Germany3	30	6	11	17	10	-	-	-	-	-	8	3	2	5	4
	Germany U18	WJC-18	5	0	1	1	0	-2	-	-	-	-	-	-	-	-	-
2013-14	Regina	WHL	40	1	2	3	14	-7	0	0	0	-	1	0	0	0	0
	Germany U18	WJC-18	6	3	2	5	8	-9	-	-	-	-	-	-	-	-	-
	Germany U20	WJC-20	7	0	1	1	2	-2	-	-	-	-	-	-	-	-	-
2014-15	EC Salzburg U20	EBYSL	1	1	0	1	0	3	-	-	-	-	7	1	0	1	8
	RB Hockey Juniors	MHL	35	5	8	13	32	-12	-	-	-	-	-	-	-	-	-
	Germany U20	WJC-20	6	0	0	0	0	-2	-	-	-	-	-	-	-	-	-
2015-16	Dusseldorfer EG	DEL	22	1	3	4	4	-5	-	-	-	-	-	-	-	-	-
	EC Bad Nauheim	DEL2	12	2	2	4	2	-5	-	-	-	-	-	-	-	-	-
	Tolzer Lowen	Germany3	10	4	11	15	14	-	-	-	-	-	4	1	6	7	2
	Germany U20	WJC-20 D1A	5	0	0	0	4	-4	-	-	-	-	-	-	-	-	-
2016-17	Dusseldorfer EG	DEL	51	15	11	26	26	-11	-	-	-	-	-	-	-	-	-
2017-18	Dusseldorfer EG	DEL	52	6	25	31	14	-3	-	-	-	-	-	-	-	-	-

## Career

**2017-18:** Set German Hockey League (DEL) career highs in assists (25), points (31) and games played (52) with Dusseldorfer EG... Registered three points (1g, 2a) in nine international games for Germany. **2016-17:** Recorded 26 points (15g, 11a) in 51 games with Dusseldorfer EG... Named DEL Rookie of the Year. **2015-16:** Made his DEL debut with Dusseldorfer EG and registered four points (1g, 3a) in 22 regular season games... Recorded four points (2g, 2a) in 12 games for EC Bad Nauheim (Germany-2)... Recorded 15 points (4g, 11a) in 10 regular season games and seven points (1g, 6a) in four playoff games with Tolzer Lowen (Germany-3)... Represented Germany at the Under-20 World Junior Championship Division 1A, appearing in five games. **2014-15:** Registered 13 points (5g, 8a) in 35 games for EC Salzburg's junior team... Scored one goal in one regular season game and one goal in seven playoff games for EC Salzburg's under-20 team... Appeared in six games for Germany at the Under-20 World Junior Championship. **2013-14:** Recorded three points (1g, 2a) in 40 regular season games with the Regina Pats in the WHL... Represented Germany at the Under-20 and Under-18 World Junior Championships.





# TYLER LEWINGTON

78

Defenseman • Height: 6'2" • Weight: 200 • Shoots: Right  
 Born: December 5, 1994 (Edmonton, Alberta)  
 Drafted: Capitals' seventh-round choice, 204th overall, in the 2013 NHL Draft

## NHL Highlights

### NHL Firsts

**Game:** None

**Point:** None

**Goal:** None

### NHL Highs

**Goals:** None

**Assists:** None

**Points:** None

**Penalty Minutes:** None

## CAREER STATISTICS

### Regular Season

### Playoffs

Year	Team	League	GP	G	A	Pts	PIM	+/-	PP	SH	GW	S	GP	G	A	Pts	PIM
2008-09	Sherwood	AMBHL	32	1	13	14	20	-	-	-	-	-	-	-	-	-	-
2009-10	Sherwood	AMBHL	33	7	17	24	49	-	-	-	-	-	9	2	5	7	8
2010-11	Sherwood	AMBHL	34	4	22	26	46	-	-	-	-	-	13	1	8	9	4
2011-12	Medicine Hat	WHL	44	0	3	3	46	7	-	-	-	-	8	0	1	1	2
2012-13	Medicine Hat	WHL	69	2	24	26	131	14	-	-	-	-	8	1	0	1	14
2013-14	Medicine Hat	WHL	68	7	31	38	121	40	-	-	-	-	18	0	3	3	26
2014-15	Medicine Hat	WHL	69	9	36	45	113	25	-	-	-	-	9	1	1	2	10
2015-16	Hershey	AHL	32	3	3	6	89	8	0	0	0	12	21	4	1	5	19
	South Carolina	ECHL	14	1	5	6	20	0	0	0	0	21	-	-	-	-	-
2016-17	Hershey	AHL	72	4	13	17	142	16	0	0	1	67	12	1	3	4	17
2017-18	Hershey	AHL	71	2	9	11	149	-2	0	0	0	61	-	-	-	-	-

## Career

**2017-18:** Registered 23 points (13g, 10a) with Hershey ... Made AHL debut at Lehigh Valley (10/7) ... Recorded first AHL point, an assist, at Rochester (11/3) ... Scored first AHL goal, the game-winner, on Springfield (11/8) ... Had first multi-goal game vs. Lehigh Valley (11/11) ... Had career high three points (2g, 1a), including the game-winning goal, in 4-1 win at Providence (11/17) ... Finished season with three multi-goal games. **2016-17:** Appeared in 72 games for Hershey and scored 17 points (4g, 13a) ... Accumulated a team-high 142 penalty minutes...His 142 penalty minutes ranked fifth in the AHL...Scored the game-winning goal against St. John's (2/4)...Scored four points (1g, 3a) in 12 playoff games. **2015-16:** Split the season between the Hershey Bears (AHL) and South Carolina Stingrays (ECHL) ... Made his AHL debut and scored his first AHL goal against Lehigh Valley (11/27) ... Earned two points (1g, 1a) at Lehigh Valley (1/15) ... Led Bears defensemen in goals (4) during the playoffs ... Made his ECHL debut against Reading (10/17) ... Earned his first ECHL point with a goal at Atlanta (11/21). **2014-15:** Registered 45 points (9g, 36a) and 113 penalty minutes in 69 games with the Medicine Hat Tigers (WHL) ... Led Medicine Hat in penalty minutes and ranked first among Tigers defensemen in points and assists. **2013-14:** Registered 38 points (7g, 31a) and 121 penalty minutes in 68 games with the Medicine Hat Tigers (WHL) ... Finished the season ranked first on the team in penalty minutes, fifth in assists, seventh among Tigers skaters in points, tied for 13th in the WHL in plus/minus and 22nd in the WHL in penalty minutes. **2012-13:** Collected two goals and 24 assists along with 131 penalty minutes in 69 games with Medicine Hat ... Led the team in penalty minutes and finished the season ranked 66th on Central Scouting's final rankings. **2011-12:** Made his WHL debut and appeared in 44 games in his first season.





# BECK MALENSTYN

# 47

Left Wing • Height: 6'3" • Weight: 206 • Shoots: Left  
 Born: February 4, 1998 (White Rock, British Columbia)  
 Drafted: Capitals' fifth-round choice, 145th overall, in the 2016 NHL Draft

## NHL Highlights

### NHL Firsts

**Game:** None

**Point:** None

**Goal:** None

### NHL Highs

**Goals:** None

**Assists:** None

**Points:** None

**Penalty Minutes:** None

## CAREER STATISTICS

### Regular Season

### Playoffs

Year	Team	League	GP	G	A	Pts	PIM	+/-	PP	SH	GW	S	GP	G	A	Pts	PIM
2013-14	Calgary	WHL	5	0	3	3	4	4	0	0	0	-	-	-	-	-	-
2014-15	Calgary	WHL	51	8	4	12	25	1	0	0	1	-	11	1	1	2	4
	Canada Black U17	WHC-17	5	0	1	1	0	-	-	-	-	-	-	-	-	-	-
2015-16	Calgary	WHL	70	8	17	25	47	0	0	0	0	-	5	2	1	3	2
	Canada U18 "A"	WJC-18	7	1	2	3	4	2	-	-	-	-	-	-	-	-	-
2016-17	Calgary	WHL	70	32	24	56	60	-13	7	2	4	-	4	0	0	0	2
2017-18	Calgary	WHL	4	0	3	3	0	2	0	0	0	5	-	-	-	-	-
	Swift Current	WHL	38	17	12	29	28	10	4	3	3	105	26	4	7	11	18

## Career

**2017-18:** Registered three assists in four regular season games for Calgary and 29 points (17g, 12a) in 38 regular season games for Swift Current in the WHL ... Ranked tied for seventh on Swift Current in playoff assists (7) in 26 playoff games with Swift Current en route to the WHL Championship. **2016-17:** Set a new WHL career high in points (56), goals (32) and assists (24)...Ranked second on Calgary in points scored...Tied for first on Calgary with four game-winning goals... **2015-16:** Set WHL career highs in games played (70), assists (17), points (25) and penalty minutes (47) ... Ranked second on the team in games played and seventh in points and assists ...Earned three points (two goals, one assist) in five games with Canada at the 2015 Ivan Hlinka Memorial. **2014-15:** Scored a career-high eight goals ... Scored his first career game-winning goal at Medicine Hat (2/14) ... Made his WHL Playoff debut against Kootenay (4/6). **2013-14:** Made his WHL debut against Moose Jaw (1/4).







# JAYSON MEGNA

# 15

Center • Height: 6'0" • Weight: 190 • Shoots: Right  
Born: February 1, 1990 (Fort Lauderdale, Florida)  
Acquired: Signed as a free agent, July 2, 2018

## NHL Highlights

### NHL Firsts

**Game:** 10/25/13 (PIT 3 vs. NYI 4)  
**Point:** 10/28/13 (PIT 3 at CAR 1, 1G-1A)  
**Goal:** 10/28/13 (PIT 3 at CAR 1)

### NHL Highs

**Goals:** 2 (12/8/16, VAN 5 at TB 1)  
**Assists:** 2 (1/12/17, VAN 4 at PHI 5)  
**Points:** 2 (4 times, last: 1/12/17, VAN 4 at PHI 5)

## CAREER STATISTICS

CAREER STATISTICS			Regular Season										Playoffs				
Year	Team	League	GP	G	A	Pts	PIM	+/-	PP	SH	GW	S	GP	G	A	Pts	PIM
2009-10	Cedar Rapids	USHL	56	11	15	26	62	3	-	-	-	-	5	0	0	0	6
2010-11	Cedar Rapids	USHL	60	30	28	58	45	11	-	-	-	-	8	4	3	7	4
2011-12	Nebraska-Omaha	NCAA	38	13	18	31	27	13	-	-	-	-	-	-	-	-	-
2012-13	Wilkes-Barre/Scranton	AHL	56	5	7	12	28	-12	1	0	0	104	12	2	3	5	0
2013-14	Pittsburgh	NHL	36	5	4	9	6	1	0	0	2	36	2	0	0	0	0
	Wilkes-Barre/Scranton	AHL	25	9	6	15	4	13	0	2	2	46	13	1	2	3	4
2014-15	Pittsburgh	NHL	12	0	1	1	14	-2	0	0	0	13	-	-	-	-	-
	Wilkes-Barre/Scranton	AHL	63	26	13	39	40	18	5	1	4	134	8	1	4	5	2
2015-16	New York Rangers	NHL	6	1	1	2	2	-1	0	0	0	9	-	-	-	-	-
	Hartford	AHL	68	15	29	44	22	7	5	1	2	184	-	-	-	-	-
2016-17	Vancouver	NHL	58	4	4	8	6	-4	0	0	0	72	-	-	-	-	-
	Utica	AHL	4	1	2	3	0	-1	0	0	1	3	-	-	-	-	-
2017-18	Vancouver	NHL	1	0	0	0	0	0	0	0	0	0	-	-	-	-	-
	Utica	AHL	25	4	9	13	6	-8	0	2	0	26	-	-	-	-	-
NHL TOTALS			113	10	10	20	28	-6	0	0	2	130	2	0	0	0	0

## Career

**2017-18:** Appeared in one game for Vancouver ... Recorded 13 points (4g, 9a) in 25 games with Utica ... Recorded a five-game point streak (11/25-12/6, 1g, 4a) ... Missed 43 games due to injury (12/20-4/5). **2016-17:** Completed his fourth NHL season, recording eight points (4g, 4a) and six penalty minutes with Vancouver ... Set a career high in games played (58) and matched a career high in assists (4) ... Collected five hits in back-to-back games (3/4-3/5) ... Notched his first goal in the calendar year at CBJ (2/9) ... Recorded a career high two assists at PHI (12/12) ... Recorded a career high 2 goals, Dec at TB (12/8) ... Notched his first goal as a Canuck at DAL (11/25) ... Made his Canucks debut vs. OTT (10/25). **2015-16:** Split the season between the New York Rangers and the Hartford Wolf Pack ... Appeared in six games with New York, registering two points (1g, 1a) ... Had a career high 15:11 time on ice vs. WSH (1/9) ... Set AHL career highs in games played (68), assists (29) and points (44) ... Ranked second on Hartford in scoring. **2014-15:** Split the season between Pittsburgh and Wilkes-Barre/Scranton ... Appeared in 12 games with Pittsburgh, registering an assist along with 40 hits and eight blocked shots ... Set AHL career highs in games played (63), goals (26), assists (13), points (39), penalty minutes (40) and plus/minus (+18) ... Notched 5 points (1g, 4a) in eight AHL playoff games. **2013-14:** Set career highs in games played (36), goals (5), assists (4), points (9), shots on goal (36) and plus/minus (+1) in his first NHL season with Pittsburgh ... Scored his first game-winning goal, vs. SJ (12/5) ... Scored his first goal and assist in a two-point effort in his second NHL game at CAR (10/28) ... Made his NHL debut with the Pittsburgh Penguins vs. NYI (10/25) ... Played 25 games in the AHL, scoring 15 points (9g, 6a) in 25 games played ... Scored three points (1g, 2a) in 13 AHL playoff games and appeared in two Stanley Cup playoff games ... Made his NHL postseason debut at CBJ (4/21). **2012-13:** Played 56 games in his first season with the Wilkes-Barre/Scranton Penguins, registering 12 points (5g, 7a) along with 28 penalty minutes ... Appeared in 12 playoff games, notching five points (2g, 3a). **2011-12:** Appeared in 38 games for the University of Nebraska-Omaha as a freshman, registering 31 points (13g, 18a) with 27 penalty minutes ... Ranked third on the team in scoring. **2010-11:** Notched a team-high 20 goals with 28 assists in 60 games for the USHL Cedar Rapids RoughRiders ... The Cedar Rapids Captain also recorded 7 points (4g, 3a) in eight playoff games.





# MASON MITCHELL

# 54

Left Wing • Height: 6'2" • Weight: 209 • Shoots: Left  
 Born: June 13, 1994 (Edmonton, Alberta)  
 Acquired: Signed as a free agent March 2, 2017

## NHL Highlights

### NHL Firsts

**Game:** None

**Point:** None

**Goal:** None

### NHL Highs

**Goals:** None

**Assists:** None

**Points:** None

**Penalty Minutes:** None

## CAREER STATISTICS

### Regular Season


### Playoffs

Year	Team	League	GP	G	A	Pts	PIM	+/–	PP	SH	GW	S	GP	G	A	Pts	PIM
2012-13	Nanaimo	BCHL	43	14	6	20	89	–	–	–	–	–	1	0	0	0	2
2013-14	Nanaimo	BCHL	39	9	10	19	103	–	–	–	–	–	5	1	0	1	8
2014-15	Calgary	AJHL	39	19	15	34	217	–	–	–	–	–	2	0	1	1	19
2015-16	Univ. of Alaska	NCAA	19	3	9	12	47	4	–	–	–	–	–	–	–	–	–
2016-17	Univ. of Alaska	NCAA	31	12	2	14	73	2	–	–	–	–	–	–	–	–	–
2017-18	Hershey	AHL	29	1	4	5	35	–3	0	0	0	18	–	–	–	–	–
	South Carolina	ECHL	6	4	2	6	2	0	2	0	0	19	4	2	0	2	2

## Career

**2017-18:** Split time with South Carolina (ECHL) and Hershey ... Appeared in six games with the Stingrays, scoring six points (4g, 2a) ... Made ECHL debut at Jacksonville (3/30), scoring is first ECHL goal ... Had two goals in four playoff games ... With Hershey, scored five points (1g, 4a) in 29 games and added 35 penalty minutes ... Made AHL debut at Rockford (10/22) ... Tallied first pro point, an assist, in 4-1 win at Providence (11/17) ... Scored first AHL goal at Hartford (11/25). **2016-17:** Registered 14 points (12g, 2a) in 31 games with the University of Alaska-Anchorage (NCAA) this season and led the team in goals and ranked fourth in points...Recorded 13 points (11g, 2a) in 25 Western Collegiate Hockey Association (WCHA) games, including three multi-point games. **2015-16:** Recorded 12 points (3g, 9a) in 19 games as a freshman and was named Alaska-Anchorage's Rookie of the Year...Scored a goal in his first NCAA game on Oct. 9, 2015 at Arizona State and recorded a career-high three points (1g, 2a) on Nov. 14, 2015 vs. Ferris State... registered 26 points (15g, 11a) in 50 career games with the Seawolves.





# AARON NESS

# 55

Defenseman • Height: 5'10" • Weight: 189 • Shoots: Left  
 Born: May 18, 1990 (Roseau, Minnesota)  
 Drafted: Islanders' second-round choice, 40th overall, in the 2008 NHL Draft  
 Acquired: Signed as a free agent, July 1, 2015

## NHL Highlights

### NHL Firsts

**Game:** 2/7/12 (NYI 1 at PHI 0 SO)  
**Point:** 11/14/13 (NYI 2 vs LA 3, 1G)  
**Goal:** 11/14/13 (NYI 2 vs LA 3)

### NHL Highs

**Goals:** 1 (11/14/13, NYI 2 vs LA 3)  
**Assists:** 1 (5 times, last: 10/7/17, WSH 6 vs. MTL 1)  
**Points:** 1 (6 times, last: 10/7/17, WSH 6 vs. MTL 1)  
**Penalty Minutes:** 4 (3 times, last: 10/9/17, WSH 3 at TB 4 OT)

## CAREER STATISTICS

CAREER STATISTICS			Regular Season											Playoffs				
Year	Team	League	GP	G	A	Pts	PIM	+/-	PP	SH	GW	S	GP	G	A	Pts	PIM	
2008-09	Minnesota	NCAA	37	2	15	17	16	-	-	-	-	-	-	-	-	-	-	
2009-10	Minnesota	NCAA	39	2	10	12	24	-	-	-	-	-	-	-	-	-	-	
2010-11	Minnesota	NCAA	35	2	12	14	41	-	1	0	0	-	-	-	-	-	-	
	Bridgeport	AHL	13	1	3	4	4	-1	1	0	0	22	-	-	-	-	-	
2011-12	NY Islanders	NHL	9	0	0	0	2	0	0	0	0	6	-	-	-	-	-	
	Bridgeport	AHL	69	5	22	27	36	8	1	0	1	98	3	0	0	0	4	
2012-13	Bridgeport	AHL	76	3	24	27	30	-10	1	0	0	121	-	-	-	-	-	
2013-14	NY Islanders	NHL	20	1	2	3	10	-13	0	0	0	23	-	-	-	-	-	
	Bridgeport	AHL	48	6	14	20	47	-15	2	1	1	88	-	-	-	-	-	
2014-15	Bridgeport	AHL	74	8	37	45	62	-10	2	1	1	140	-	-	-	-	-	
2015-16	CAPITALS	NHL	8	0	2	2	2	4	0	0	0	8	-	-	-	-	-	
	Hershey	AHL	62	6	21	27	22	12	2	0	2	90	21	0	12	12	12	
2016-17	CAPITALS	NHL	2	0	0	0	0	-1	0	0	0	0	-	-	-	-	-	
	Hershey	AHL	51	5	12	17	24	-5	4	0	1	75	9	0	1	1	0	
2017-18	CAPITALS	NHL	8	0	1	1	8	2	0	0	0	2	-	-	-	-	-	
	Hershey	AHL	55	4	25	29	26	-6	0	0	3	91	-	-	-	-	-	
NHL TOTALS			47	1	5	6	22	-8	0	0	0	39	-	-	-	-	-	
CAPITALS TOTALS			18	0	3	3	10	3	0	0	0	10	-	-	-	-	-	

## Career

**2017-18:** Started season with Washington, appearing in 8 games and recording one assist ... Assigned to Hershey (11/29) ... With the Bears, led defenders with 29 points (4g, 25a) in 55 games ... Registered six multi-assist games ... Tied for second on the team with three game-winning goals ... Posted four-game point streak (12/2-12/9, 2g, 3a) ... Played 400th AHL game vs. Providence (12/13). **2016-17:** Appeared in two games for the Capitals ... Recorded 17 points (5g, 12a) in 51 games for Hershey ... Collected a point (1g, 2a) in three consecutive games (1/13-1/15) ... Appeared in nine playoff games for Hershey and recorded one point...Set personal Bears career high in goals per game (0.10) ... Finished second among Hershey defensemen in goals (5). **2015-16:** Made his Capitals debut at CBJ (1/2) ... Earned his first Capitals point with an assist at BOS (1/5) ... Registered an assist vs. OTT (1/10) ... Ranked second among Bears defensemen in points (27) and assists (21), tied for second in goals (6) and third in plus/minus (+12) ... Set AHL career high in plus/minus ... Tallied five multi-point games ... Earned a season-high three points (1g, 2a) against Bridgeport (4/8) ... Led the AHL in assists (12) during the playoffs and ranked tied for ninth in points (12) ... Tallied three assists in Game 2 of the Calder Cup Finals against Lake Erie (6/3). **2014-15:** Earned 45 points (eight goals, 37 assists) and 62 penalty minutes in 74 games with Bridgeport (AHL) ... Served as captain for the Sound Tigers in 2014-15 and finished the season ranked second on the team in assists and third in points. **2013-14:** Appeared in 20 NHL games with the Islanders and 48 AHL games with the Bridgeport Sound Tigers during his third professional season ... Scored his first NHL goal on Nov. 14 vs. Los Angeles (Ben Scrivens) ... Recorded his first NHL assist on Nov. 16 vs. Detroit ... Totaled 20 points (6g, 14a) with Bridgeport, ranking seventh on the team and third among defensemen. **2012-13:** Scored 27 points (3g, 24a) in 76 games during his second season with Bridgeport (AHL) ... Was the only player on the team to appear in all 76 regular season games ... Finished third among Sound Tigers defensemen with 27 points ... Had at least one assist in nine of the team's first 16 games ... Had points in four-of-five games (1g, 4a) from Jan. 8-19. **2011-12:** Scored 27 points (5g, 22a) as a rookie during his first full season with the Bridgeport Sound Tigers of the AHL ... Finished second among Bridgeport defensemen and ninth overall in points ... Also appeared in nine games with the Islanders ... Made his NHL debut on Feb. 7 at Philadelphia ... Returned to Bridgeport on Feb. 23 after nine games ... With Bridgeport, recorded his first-career multi-goal game on Feb. 26 vs. Albany ... Added an empty-netter to clinch the 2011-12 Northeast Division title on Apr. 13 at Providence ... Made his Calder Cup Playoffs debut, appearing in three first-round games against Connecticut. **2010-11:** Scored 14 points (2g, 12a) in 35 games during his junior season at the University of Minnesota (Western Collegiate Hockey Association) ... Finished third among defensemen in points and second in assists ... Both of his goals were game-winners ... Recorded three assists and a plus-5 rating in a two-game series against Colorado College on Oct. 29-30 ... Signed an amateur tryout contract with Bridgeport and made his professional debut on Mar. 18 vs. Charlotte ... Scored his first professional goal/point on Mar. 26 at Connecticut ... Recorded his first professional assist on Apr. 1 at Springfield ... Finished the season with one goal and three assists in 13 games. **2009-10:** Played in all 39 games as a sophomore for the University of Minnesota Golden Gophers ... Ranked second among defensemen with 12 points (2g, 10a) ... Notched goals in wins over Alaska Anchorage on Oct. 30 and Colorado College on Feb. 20. **2008-09:** Was one of four players, and the only freshman, to play in every game for Minnesota ... Ranked second among team defensemen with 17 points (2g, 15a) ... Earned tournament MVP honors and the WCHA Defensive Player of the Week award after posting a goal and an assist in the 3-2 title game victory over Northeastern at the Dodge Holiday Classic on Jan. 3 ... Collected a season-best three assists in a win at St. Cloud State on Jan. 17 and had an assist in the opening game of the series on Jan. 16 to earn the WCHA Rookie of the Week award ... Helped lead the United States to a bronze medal at the 2008 Under-18 World Junior Championships, recording six assists in seven games. **2007-08:** Helped lead Roseau High School (Minnesota) to a 25-0 regular season record ... Scored 72 points (28g, 44a) in 31 games ... Ranked first in Minnesota High School Hockey in points by a defenseman ... Won the "Mr. Hockey" Award as the top high school player in Minnesota, becoming the first player from Roseau to do so ... Scored five points (1g, 4a) in four games with Team USA at the 2007 Ivan Hlinka Memorial Tournament.







# LIAM O'BRIEN

# 87

Left Wing • Height: 6'1" • Weight: 212 • Shoots: Left  
Born: July 29, 1994 (Halifax, Nova Scotia)  
Acquired: Signed as a free agent, October 6, 2014

## NHL Highlights

### NHL Firsts

**Game:** 10/9/14 (WSH 2 vs MTL 1 SO)

**Point:** 10/14/14 (WSH 5 vs SJ 6 SO, 1A)

**Goal:** 10/26/14 (WSH 2 at VAN 4)

### NHL Highs

**Goals:** 1 (10/26/14, WSH 2 at VAN 4)

**Assists:** 1 (10/14/14, WSH 5 vs SJ 6 SO)

**Points:** 1 (2 times, last: 10/26/14, WSH 2 at VAN 4)

**Penalty Minutes:** 7 (2 times, last: 10/22/14, WSH 2 at EDM 3)

## CAREER STATISTICS

CAREER STATISTICS			Regular Season											Playoffs				
Year	Team	League	GP	G	A	Pts	PIM	+/-	PP	SH	GW	S	GP	G	A	Pts	PIM	
2011-12	Rimouski	QMJHL	40	7	9	16	67	4	0	0	2	46	-	-	-	-	-	
	Rouyn-Noranda	QMJHL	27	3	7	10	69	-17	0	0	1	45	4	1	0	1	11	
2012-13	Rouyn-Noranda	QMJHL	65	10	14	24	164	-12	2	0	1	111	12	2	1	3	17	
2013-14	Rouyn-Noranda	QMJHL	68	20	15	35	148	-11	6	0	2	180	9	1	3	4	12	
2014-15	CAPITALS	NHL	13	1	1	2	23	4	0	0	0	16	-	-	-	-	-	
	Hershey	AHL	45	4	4	8	121	-5	0	0	0	55	10	3	3	6	14	
2015-16	Hershey	AHL	59	7	9	16	120	2	3	0	4	87	20	4	2	6	65	
2016-17	CAPITALS	NHL	1	0	0	0	0	0	0	0	0	0	-	-	-	-	-	
	Hershey	AHL	64	10	20	30	117	5	3	0	4	87	6	0	0	0	13	
2017-18	CAPITALS	NHL	3	0	0	0	5	0	0	0	0	1	-	-	-	-	-	
	Hershey	AHL	69	17	9	26	79	-8	3	2	1	113	-	-	-	-	-	
CAPITALS/NHL TOTALS			17	1	1	2	28	4	0	0	0	17	-	-	-	-	-	

## Career

**2017-18:** Set career highs in games played (69) and goals (17), while registering 26 points and posting a career low 79 penalty minutes ... Named the winner of the Arlene Tighe Award for Bears Unsung Hero ... Had three multi-goal games ... Led Hershey with two shorthanded goals ... Played in 200th AHL game vs. Charlotte (1/6) ... Skated in three games with Washington. **2016-17:** Appeared in one game for the Capitals in 2016-17... Played in 64 games for Hershey and scored an AHL career high 30 points (10g, 20a)... Ranked seventh on Hershey in assists and ninth in points... Ranked third on the team in penalty minutes (117)... Tied for second on the team with four game-winning goals... Notched back-to-back two-assist games (11/26-12/2)... Scored the game-winning goal and tallied three points (2g, 1a) against Bridgeport (12/30)... **2015-16:** Led the Bears in penalty minutes (120) ... Set career highs in goals (7), assists (9), points (16) and games played (59) ... Earned two assists against Binghamton (12/12) ... Led the team in penalty minutes (65) and ranked tied for fourth in goals (4) during the playoffs ... Tallied 18 penalty minutes in Game 6 of the Atlantic Division Finals against Wilkes-Barre/Scranton (5/13). **2014-15:** Skated in 13 games with the Capitals ... Sparred with Deryk Engelland vs. CGY (11/2) ... Scored his first NHL goal at VAN (10/26) ... Led WSH in hits (6) and penalty minutes (7) at EDM (10/22) ... Led all skaters in hits (5) vs. NJ (10/16) ... Earned his first NHL point with an assist vs. SJ (10/14) ... Recorded three hits and seven penalty minutes in his NHL debut vs. MTL (10/9) ... Made his AHL debut with Hershey vs. Wilkes-Barre/Scranton (12/7) ... Ranked tied for fourth on Hershey in PIM (121) ... Ranked tied for second on the team in playoff goals (3) and tied for fifth in points (6). **2013-14:** Registered 35 points (20 goals, 15 assists) and 148 penalty minutes in 68 games with the Rouyn-Noranda Huskies of the Quebec Major Junior Hockey League (QMJHL) ... Finished the season ranked first among Huskies skaters in penalty minutes, third in goals, sixth in points, tied for ninth on the team in assists and 10th in the QMJHL in penalty minutes. **2012-13:** Led Rouyn-Noranda in PIM (164). 2011-12: Split the season between Rimouski and Rouyn-Noranda (QMJHL) ... Was traded from Rimouski to Rouyn-Noranda.



# GARRETT PILON

# 40

Center • Height: 6'0" • Weight: 193 • Shoots: Right  
 Born: April 3, 1998 (Mineola, New York)  
 Drafted: Capitals' third-round choice, 87th overall, in the 2016 NHL Draft

## NHL Highlights

### NHL Firsts

**Game:** None

**Point:** None

**Goal:** None

### NHL Highs

**Goals:** None

**Assists:** None

**Points:** None

**Penalty Minutes:** None

## CAREER STATISTICS

### Regular Season

### Playoffs

Year	Team	League	GP	G	A	Pts	PIM	+/-	PP	SH	GW	S	GP	G	A	Pts	PIM
2013-2014	Saskatoon	SMHL	43	10	19	29	10	-	-	-	-	-	3	2	0	2	0
2014-2015	Saskatoon	SMHL	44	30	57	87	40	-	-	-	-	-	4	1	4	5	2
2015-16	Kamloops	WHL	71	15	32	47	24	1	1	1	6	-	7	2	1	3	0
2016-17	Kamloops	WHL	67	20	45	65	20	26	3	1	5	-	6	1	3	4	6
	Hershey	AHL	-	-	-	-	-	-	-	-	-	-	1	0	0	0	0
2017-18	Kamloops	WHL	39	18	26	44	34	5	4	2	1	205	-	-	-	-	-
	Everett	WHL	30	16	20	36	14	17	6	0	3	138	22	11	17	28	8

### Career

**2017-18:** Set WHL career highs in goals (34), assists (46), points (80) and games played (79) with Kamloops and Everett ... Recorded 24 multi-point games ... Led Everett in playoff scoring with 28 points (11g, 17a) in 22 games. **2016-17:** Led Calgary in assists (45) and ranked fourth in points scored (65)...Scored five game-winning goals and three power-play goals...Made his AHL debut with Hershey in Game 4 of the second round of the Calder Cup Playoffs against Providence (5/12). **2015-16:** Led Kamloops in game-winning goals (6), ranked second in power-play assists (14), fourth in games played (71), fifth in assists (32), sixth in points (47) and tied for sixth in goals (15) ... Ranked second among WHL rookies in game-winning goals, ninth in assists and tied for ninth in points ... Registered 13 multi-point games ... Earned three points (2g, 1a) against Kelowna (9/26) ... His father, Rich Pilon, was drafted 143rd overall by the New York Islanders in 1986 and skated in 631 career NHL games with the Islanders, New York Rangers and St. Louis Blues.





# BRIAN PINHO

# 64

Center • Height: 6'2" • Weight: 197 • Shoots: Right  
 Born: May 1, 1995 (North Andover, Massachusetts)  
 Drafted: Capitals' sixth-round choice, 174rd overall, in the 2013 NHL Draft

## NHL Highlights

### NHL Firsts

**Game:** None

**Point:** None

**Goal:** None

### NHL Highs

**Goals:** None

**Assists:** None

**Points:** None

**Penalty Minutes:** None

## CAREER STATISTICS

Regular Season													Playoffs				
Year	Team	League	GP	G	A	Pts	PIM	+/-	PP	SH	GW	S	GP	G	A	Pts	PIM
2011-12	St. Johns	USHS	24	20	37	57	-	-	-	-	-	-	-	-	-	-	-
2012-13	St. Johns	USHS	21	12	24	36	24	-	-	-	-	-	-	-	-	-	-
2013-14	Indiana	USHL	59	28	28	56	21	29	-	-	-	-	12	2	4	6	0
2014-15	Providence	NCAA	39	6	12	18	6	8	0	0	1	91	-	-	-	-	-
2015-16	Providence	NCAA	38	9	16	25	16	16	1	0	2	66	-	-	-	-	-
2016-17	Providence	NCAA	39	12	28	40	24	17	4	1	2	91	-	-	-	-	-
2017-18	Providence	NCAA	40	12	20	32	26	11	3	0	1	123	-	-	-	-	-

## Career

**2017-18:** Tied a career high in goals (12) and finished second on the team in scoring ... Named team captain ... Awarded the team's Lou Lamoriello Award (Team MVP) for the second-straight season ... Earned the Hockey East's Best Defensive Forward Award and the Frank Jones Award as New England's Best Defensive Forward. **2016-17:** Named an alternate captain...Appeared in all 39 games. ...Recorded career-highs in points (40), goals (12), assists (28), plus/minus (+17), power play goals (4), and blocked shots (14)...The 40 points led the Friars in scoring. ...The 28 assists were the most by a Friar since 2002-03. **2015-16:** Registered six multi-point games ... Recorded a career high four points (1g, 3a) at Colgate (10/30) ... Tallied a goal and assist at Brown (1/3) ... Added two assists versus Boston College (1/9) ... Registered a three-point game (1g, 2a) against Vermont (1/16) ... Had a career-best five-game point streak (2g, 7a) from Jan. 3-16 ... Netted two goals in a 4-0 victory over UConn (2/12) ... Scored back-to-back game-winning goals against Maine (2/6) and UConn (2/12)... Tallied a goal and an assist against Notre Dame (2/19) ... Added an assist in the Hockey East Semifinal game versus UMass Lowell (3/18). **2014-15:** Played in 39 games, scoring six goals and adding 12 assists for 18 points to lead all Friar freshmen in scoring ... Scored a goal and added an assist in four NCAA Tournament games ... Made his Friar debut at Ohio State (10/11) and scored a goal ... In game two at Ohio State (10/12), netted the game-winning tally with 45 seconds to play in overtime to give the Friars the win ... Named the Hockey East Rookie of the Week (10/14) ... Notched his first career assist in the home opener against BU (10/31) ... Notched his second multi-point game with a goal and an assist in Providence's 10-1 win over UConn (2/7) ... Had a goal and two assists for a career-high three points in Providence's 5-2 win over Maine (2/27) ... Named the team's Most Outstanding Freshman at the season-ending banquet. **2013-14:** Registered 56 points (28g, 28a) and 21 penalty minutes in 59 games with the Indiana Ice of the USHL ... Ranked tied for sixth in the USHL in goals last season and 15th in points ... Scored the game-winning goal with 2:15 remaining in the third period in game five of the 2014 USHL Clark Cup Final to defeat the Waterloo Black Hawks 3-2 and earn Indiana's second Clark Cup title in team history. **2012-13:** Compiled 36 points (12 goals, 24 assists) and 24 penalty minutes in 21 games with St. John's Prep High School in Massachusetts.







# ILYA SAMSONOV

# 30

Goalie • Height: 6'4" • Weight: 201 • Catches: Left  
 Born: February 22, 1997 (Magnitogorsk, Russia)  
 Drafted: Capitals' first-round choice, 22nd overall, in the 2015 NHL Draft

## NHL Highlights

### NHL Firsts

**Game:** None

**Win:** None

**Shutout:** None

### NHL Highs

**Saves:** None

**Shots Faced:** None

## CAREER STATISTICS

## Regular Season


## Playoffs

Year	Team	League	GP	W	L	OT	MIN	GA	SO	GAA	SA	SPCT	GP	W	L	Min	GAA
2014-15	Magnitogorsk	Russia-Jr.	18	11	4	1	1,039	-	2	2.66	-	.918	-	-	-	-	-
	Magnitogorsk	KHL	1	0	0	0	22	1	0	5.50	4	.500	-	-	-	-	-
2015-16	Magnitogorsk	KHL	19	6	4	3	853	29	2	2.04	386	.925	6	2	2	263	2.29
	Russia U20	WJC-20	2	-	-	-	-	-	-	1.00	-	.956	-	-	-	-	-
2016-17	Magnitogorsk	KHL	27	15	3	5	1,128	40	2	2.13	589	.936	3	1	0	93	1.28
	Russia U20	WJC-20	6	-	-	-	-	-	-	2.11	-	.926	-	-	-	-	-
2017-18	Magnitogorsk	KHL	26	12	9	1	1,325	51	3	2.31	690	.926	5	1	2	234	2.30

## Career

**2017-18:** Set KHL career highs in minutes (1,325), shutouts (3) and saves (639) ... Represented Russia in two international games, recording a 0.99 goals against average and .956 save percentage. **2016-17:** Ranked eighth overall in save percentage among all KHL goaltenders with at least 10 games played and was the youngest goaltender in the league to play in more than four games ... Ranked first overall in save percentage and goals-against average in the playoffs ... Played in six games for Russia at the 2017 IIHF World Junior Championship, posting a 2.11 goals-against average and .930 save percentage, winning Bronze. **2015-16:** Ranked third in goals-against average and save percentage last season among KHL goaltenders under the age of 24 and was the only goaltender in the league under the age of 22 to play in more than 10 games ... Played in two games for Russia at the 2016 IIHF World Junior Championship, posting a 1.00 goals-against average and a .956 save percentage. **2014-15:** Posted an 11-4-1 record with two shutouts, a 2.66 goals-against average and a .918 save percentage in 18 games with Magnitogorsk of the Russian junior league in 2014-15 ... Appeared in one game for Metallurg Magnitogorsk of the Kontinental Hockey League (KHL) last season ... Represented Russia at the 2014 World Junior A Challenge, posting a 2-1-0 record, a 1.67 goals-against average and .952 save percentage at the tournament ... Recorded a 46-save shutout in the bronze-medal game to lead Russia to a 2-0 win over Canada East ... Represented Russia at the 2014 World Under-17 Hockey Challenge and recorded two wins and a .942 save percentage to earn top goaltender honors at the 2015 Under-18 Five Nations tournament ... He is the first goaltender to be selected by the Capitals in the first round since Semyon Varlamov was drafted by Washington with the 23rd overall pick in the 2006 NHL Draft ... Was ranked first overall among European goaltenders by NHL Central Scouting.





# MICHAEL SGARBOSSA

14

Left Wing • Height: 6'0" • Weight: 182 • Shoots: Left  
Born: July 25, 1992 (Campbellville, Ontario)  
Acquired: Signed as a free agent, July 2, 2018

## NHL Highlights

### NHL Firsts

**Game:** 1/30/13 (COL 0 at VAN 3)  
**Point:** 12/4/13 (COL 3 at CAL 4 OT, 1A)  
**Goal:** 1/18/17 (FLA 3 at EDM 4 OT)

### NHL Highs

**Goals:** 1 (2 times, last: 1/23/17, FLA 2 at ARI 3 OT)  
**Assists:** 2 (1/31/17, FLA 6 vs. OTT 5)  
**Points:** 2 (1/31/17, FLA 6 vs. OTT 5)  
**Penalty Minutes:** 10 (12/5/14, COL 2 at WPG 6)

CAREER STATISTICS														Playoffs					
Regular Season																			
Year	Team	League	GP	G	A	Pts	PIM	+/-	PP	SH	GW	S		GP	G	A	Pts	PIM	
2008-09	Barrie	OHL	67	10	33	43	43	17	-	-	-	-		5	3	3	6	10	
2009-10	Barrie	OHL	19	7	13	20	14	6	-	-	-	-		-	-	-	-	-	
	Saginaw	OHL	48	13	19	32	49	-12	-	-	-	-		6	0	2	2	4	
2010-11	Canada U18	WJC-18	6	1	1	2	4	-1	-	-	-	-		-	-	-	-	-	
	Saginaw	OHL	26	7	13	20	24	-3	-	-	-	-		-	-	-	-	-	
2011-12	Sudbury	OHL	37	29	33	62	53	16	-	-	-	-		8	5	9	14	16	
	Sudbury	OHL	66	47	55	102	68	21	-	-	-	-		4	2	1	3	6	
2012-13	Colorado	NHL	6	0	0	0	4	-3	0	0	0	6		-	-	-	-	-	
	Lake Erie	AHL	57	19	25	44	71	-11	8	0	4	90		-	-	-	-	-	
2013-14	Lake Erie	AHL	49	5	15	20	56	-16	4	0	0	63		-	-	-	-	-	
	Colorado	NHL	3	0	1	1	10	0	0	0	0	2		-	-	-	-	-	
2014-15	Lake Erie	AHL	40	4	19	23	35	-15	0	0	2	83		-	-	-	-	-	
	Norfolk	AHL	20	6	9	15	29	-6	3	0	2	141		-	-	-	-	-	
2015-16	Anaheim	NHL	1	0	0	0	0	0	0	0	0	0		-	-	-	-	-	
	San Diego	AHL	62	17	27	44	48	-3	4	0	2	148		5	1	4	5	2	
2016-17	Anaheim	NHL	9	0	2	2	0	-2	0	0	0	7		-	-	-	-	-	
	San Diego	AHL	2	1	0	1	0	1	0	0	0	4		-	-	-	-	-	
	Florida	NHL	29	2	5	7	9	-3	1	0	0	26		-	-	-	-	-	
	Springfield	AHL	14	4	8	12	16	-6	2	0	0	29		-	-	-	-	-	
2017-18	Manitoba	AHL	68	16	24	40	88	8	2	0	0	100		9	2	3	5	14	
NHL TOTALS			48	2	8	10	23	-8	1	0	0	41		-	-	-	-	-	

## Career

**2017-18:** Ranked seventh in scoring on Manitoba with 40 points (16g, 24a). **2016-17:** Set NHL career highs in goals (2), assists (7) and points (9) ... Skated in nine games with Anaheim and registered two assists ... Traded to Florida (11/17) ... Made debut with Florida (12/29) ... Scored first career NHL goal at EDM (1/18) ... Recorded two assists vs. OTT (1/31), marking his first career multi-point game ... Recorded 12 points (4g, 8a) in 14 games with Springfield (AHL). **2015-16:** Made his Anaheim debut, going scoreless in one game at COL (4/9) ... Skated in 62 games with San Diego (AHL), collecting 44 points (17g, 27a) with 48 penalty minutes ... Ranked second on San Diego in goals and third in scoring ... Added five points (1g, 4a) with two penalty minutes in five Calder Cup playoff games. **2014-15:** Recorded first NHL point, an assist, at CGY (12/4) ... Appeared in three games with Colorado, registering 10 penalty minutes ... Traded to Anaheim (3/2) ... Recorded 15 points (6g, 9a) in 20 games with Norfolk (AHL) ... **2013-14:** Registered 20 points (5g, 15a) for Lake Erie. 2012-13: Made his NHL debut with Colorado, appearing in six games ... Ranked second on Lake Erie with 44 points (19g, 25a) in 57 games ... Selected to AHL All-Star Game. **2011-12:** Selected to OHL First All-Star Team ... Awarded Eddie Powers Trophy for most points in OHL.





# SERGEI SHUMAKOV

# 17

Right Wing • Height: 6'0" • Weight: 185 • Shoots: Right  
 Born: September 4, 1992 (Chelyabinsk, Russia)  
 Acquired: Signed as a free agent, September 1, 2018

## NHL Highlights

### NHL Firsts

**Game:** None

**Point:** None

**Goal:** None

### NHL Highs

**Goals:** None

**Assists:** None

**Points:** None

**Penalty Minutes:** None

## CAREER STATISTICS

### Regular Season

### Playoffs

Year	Team	League	GP	G	A	Pts	PIM	+/-	PP	SH	GW	S	GP	G	A	Pts	PIM
2009-10	Belye Medvedi Chelyabinsk	MHL	50	4	4	8	26	-7	-	-	-	-	8	0	0	0	2
2010-11	Belye Tigry Orenburg	MHL	51	17	18	35	70	-5	-	-	-	-	7	0	3	3	8
2011-12	Sibir Novosibirsk	KHL	1	0	0	0	0	0	-	-	-	-	-	-	-	-	-
	Sibirskie Snajpery Novosibirsk	MHL	50	18	28	46	84	-2	-	-	-	-	7	4	5	9	20
2012-13	Sibir Novosibirsk	KHL	38	3	1	4	10	-2	-	-	-	-	7	0	0	0	2
	Sibirskie Snajpery Novosibirsk	MHL	16	14	14	28	24	8	-	-	-	-	-	-	-	-	-
2013-14	Sibir Novosibirsk	KHL	31	2	5	7	16	6	-	-	-	-	10	0	4	4	8
	Zauralie Kurgan	VHL	6	2	1	3	0	1	-	-	-	-	-	-	-	-	-
2014-15	Sibir Novosibirsk	KHL	52	16	8	24	50	9	-	-	-	-	12	2	0	2	27
2015-16	Sibir Novosibirsk	KHL	59	20	13	33	32	5	-	-	-	-	10	4	6	10	4
	Russia	EHT	2	1	0	1	2	0	-	-	-	-	-	-	-	-	-
2016-17	Sibir Novosibirsk	KHL	54	16	21	37	35	3	-	-	-	-	-	-	-	-	-
	Russia	EHT	8	1	4	5	4	3	-	-	-	-	-	-	-	-	-
2017-18	CSKA Moscow	KHL	47	17	23	40	42	28	-	-	-	-	11	2	2	4	8

## Career

**2017-18:** Led KHL in plus/minus (28) ... Named KHL Forward of the Week for the week of November 8 ... Ranked second on CSKA Moscow in goals (17), assists (23) and total points (40) ... Recorded four points (2g, 2a) in 11 playoff games. **2016-17:** Tied for first on Sibir Novosibirsk in points (37) and ranked second in assists (21) ... Represented Russia at the Euro Hockey Tour, recording five points (1g, 4a) in eight games. **2015-16:** Named KHL Forward of the Week for the week of December 13 ... Led Sibir Novosibirsk in goals (20) and total points (33) ... Led team in scoring during playoffs with 10 points (4g, 6a) ... Played in two games for Russia at the Euro Hockey Tour, registering one goal. **2014-15:** Ranked fifth on Sibir Novosibirsk in penalty minutes (50) and seventh in points (24) ... Registered two goals in 12 playoff games. **2013-14:** Recorded seven points (2g, 5a) in 31 regular season games ... Registered four assists in 10 playoff games ... Appeared in six games with Zauralie Kurgan (VHL) and recorded three points (2g, 1a). **2012-13:** Registered four points (3g, 1a) in 38 regular season games with Sibir Novosibirsk ... Appeared in seven playoff games ... Led Sibirskie Snajpery Novosibirsk (MHL) in points-per-game. **2011-12:** Made KHL debut with Sibir Novosibirsk ... Led Sibirskie Snajpery Novosibirsk (MHL) in assists (28) and points (46).







# JONAS SIEGENTHALER

# 34

Defenseman • Height: 6'3" • Weight: 214 • Shoots: Left  
 Born: May 6, 1997 (Zurich, Switzerland)  
 Drafted: Capitals' second-round choice, 57th overall, in the 2015 NHL Draft

## NHL Highlights

### NHL Firsts

**Game:** None  
**Point:** None  
**Goal:** None

### NHL Highs


**Goals:** None  
**Assists:** None  
**Points:** None  
**Penalty Minutes:** None

## CAREER STATISTICS

CAREER STATISTICS				Regular Season										Playoffs				
Year	Team	League	GP	G	A	Pts	PIM	+/-	PP	SH	GW	S	GP	G	A	Pts	PIM	
2013-14	Zurich	Swiss	6	0	0	0	2	-	-	-	-	-	-	-	-	-	-	
	GCK Zurich	Swiss-2	40	2	6	8	24	-	-	-	-	-	-	-	-	-	-	
2014-15	Zurich	Swiss	41	0	3	3	39	4	-	-	-	-	18	0	2	2	4	
	GCK Zurich	Swiss-2	10	1	7	8	10	-	-	-	-	-	-	-	-	-	-	
2015-16	Switzerland	WJC	6	0	1	1	8	-	-	-	-	-	-	-	-	-	-	
	Hershey	AHL	6	0	1	1	8	-4	0	0	0	4	-	-	-	-	-	
	Zurich	Swiss	40	3	5	8	28	16	-	-	-	-	4	0	0	0	2	
2016-17	Switzerland	WJC	6	0	1	1	6	-4	-	-	-	-	-	-	-	-	-	
	ZSC	NLA	28	1	6	7	16	1	-	-	-	-	6	0	0	0	8	
	Hershey	AHL	7	0	0	0	2	2	0	0	0	10	5	0	0	0	2	
	Switzerland U20	WJC-20	5	1	5	6	2	-1	-	-	-	-	-	-	-	-	-	
	Switzerland U20	International-Jr 10	1	7	8	8	8	-	-	-	-	-	-	-	-	-	-	
2017-18	Hershey	AHL	75	6	6	12	61	-20	0	1	0	85	-	-	-	-	-	

## Career

**2017-18:** Played first full season with Hershey, collecting 12 points (6g, 6a) and 61 penalty minutes in 75 games ... Scored first AHL goal vs. Lehigh Valley (10/15) ... Scored two goals for the first multi-goal and multi-point game of his career at Wilkes-Barre/Scranton (3/18). **2016-17:** Played in 28 games for the ZSC Lions and scored seven points (1g, 6a)...Saw action in seven games for Hershey and appeared in five playoff games...Was named a top-three player on the Switzerland U20 team. **2015-16:** Appeared in six games with Hershey (AHL) ... Earned an assist in his AHL debut at Lehigh Valley (3/23) ... Set Swiss career highs in goals (3), assists (5), points (8), and plus/minus (+16) ... Ranked fourth among Zurich skaters in plus/minus (+16) ... Earned one assist in six games with Switzerland at the 2016 World Junior Championship. **2014-15:** Registered three assists in 41 games with the Zurich Lions of the Swiss League in 2014-15 and led the team in penalty minutes (39) ... Ranked 12th overall among European skaters by NHL Central Scouting ... Recorded four assists in seven games at the 2015 Under-18 World Championship with Switzerland and was named to the tournament all-star team ... Also represented Switzerland at the 2015 World Junior Championship. **2013-14:** Earned eight points (2g, 6a) in 40 games with GCK Zurich (Swiss-2).



# VITEK VANECEK

VIH-tehk  
va-NIH-chehk

# 41

Goaltender • Height: 6'2" • Weight: 190 • Catches: Left  
Born: January 9, 1996 (Havlickuv Brod, Czech Republic)  
Drafted: Capitals' second-round choice, 39th overall, in the 2014 NHL Draft

## NHL Highlights

### NHL Firsts

**Game:** None

**Win:** None

**Shutout:** None

### NHL Highs

**Saves:** None

**Shots Faced:** None

CAREER STATISTICS			Regular Season										Playoffs				
Year	Team	League	GP	W	L	OT	MIN	GA	SO	GAA	SA	SPCT	GP	W	L	Min	GAA
2013-14	Liberec Jr.	Czech-Jr.	38	-	-	-	2,156	-	2	2.64	-	.921	4	-	-	213	4.23
	Czech Republic	WJC-18	7	4	2	0	437	20	0	2.74	194	.897	-	-	-	-	-
2014-15	Liberec	Czech	2	0	2	0	120	3	1	1.50	53	.943	-	-	-	-	-
	Benatky nad Jizerou	Czech-2	20	-	-	-	-	-	-	2.24	-	.925	5	-	-	-	2.77
2015-16	Czech Republic	WJC	3	1	2	0	181	13	0	4.31	76	.871	-	-	-	-	-
	South Carolina	ECHL	32	18	7	6	1,867	63	4	2.03	760	.917	11	6	4	624	2.31
	Hershey	AHL	1	1	0	0	65	1	0	0.92	26	.962	-	-	-	-	-
2016-17	Czech Republic	WJC	5	2	3	0	264	12	1	2.73	101	.881	-	-	-	-	-
	Hershey	AHL	39	18	10	7	2,147	91	5	2.54	997	.909	4	1	2	196	2.75
2017-18	Hershey	AHL	32	12	13	2	1,695	86	2	3.04	765	.888	-	-	-	-	-
	South Carolina	ECHL	2	1	1	0	119	4	0	2.01	62	.935	-	-	-	-	-

## Career

**2017-18:** Posted a 12-13-2 record for Hershey with a 3.04 goals against average, .888 save percentage, and two shutouts ... In two games with South Carolina, went 1-1-0 with a 2.01 goals against average ... Earned first AHL win of the season at Hartford (11/25) and recorded first shutout in next start vs. Milwaukee (12/2) ... Made 29 saves to earn shutout vs. Charlotte (1/7) ... Faced a career high 40 shots and made a career best 36 saves in a 4-3 overtime loss vs. Rockford (2/24). **2016-17:** Posted 18 wins and 10 losses, setting career highs...Tied for second in the AHL with five shutouts...Recorded a season-high 37 saves against Providence (1/27)...Shutout Providence in his final game of the season (4/15)...Tallied 29 saves and recorded a win in Game 5 of the second round of the Calder Cup Playoffs. **2015-16:** Stopped 25 of 26 shots against Wilkes-Barre/Scranton (4/17) to earn his first AHL win in his first AHL start ... named to the ECHL all-Rookie Team .. Named the Warrior Hockey ECHL Goaltender of the Month for March ... Named the CCM ECHL Goaltender of the Week for Nov. 9-15 and March 7-13 ... Ranked second in the ECHL in goals-against average (2.03) and tied for second in shutouts (4) ... Led ECHL rookies in goals-against average, ranked fourth in save percentage (.917), tied for fifth in wins (18) ... Made a season-high 32 saves at Orlando (11/28) ... Appeared in five games with the Czech Republic at the 2016 World Junior Championship. **2014-15:** Posted a 2.24 goals-against average and .925 save percentage in 20 games with Benatky in the Czech Republic's second-tier pro league last season ... Appeared in two games in the top pro league with Liberec Bili Tygri HC ... Represented the Czech Republic at the 2015 IIHF World Junior Championship, appearing in three games. **2013-14:** Posted two shutouts, a 2.64 goals-against average and a .921 save percentage in 38 games with Billi Tygri Liberec of the Czech Republic's under-20 league ... Represented the Czech Republic at the 2014 IIHF U18 World Championship, posting a 4-2-0 record with a 2.74 goals-against average and a .897 save percentage to help lead the Czech Republic to a silver medal ... Represented the Czech Republic at the 2013 World Junior A Challenge in Canada and the 2013 Ivan Hlinka Memorial ... Posted a 2.61 goals-against average and a .928 save percentage to help the Czech Republic win a bronze medal at the Ivan Hlinka Memorial.



# NATHAN WALKER

# 79

Left Wing • Height: 5'9" • Weight: 188 • Shoots: Left

Born: February 7, 1994 (Cardiff, Wales)

Drafted: Capitals' third-round choice, 89th overall, in the 2014 NHL Draft

## NHL Highlights

### NHL Firsts

**Game:** 10/7/17 (WSH 6 vs. MTL 1)

**Point:** 10/7/17 (WSH 6 vs. MTL 1, 1G)

**Goal:** 10/7/17 (WSH 6 vs. MTL 1)

### NHL Highs

**Goals:** 1 (10/7/17, WSH 6 vs. MTL 1)

**Assists:** None

**Points:** 1 (10/7/17, WSH 6 vs. MTL 1, 1G)

**Penalty Minutes:** 2 (3 times, last: 12/18/17, EDM 5 vs. SJ 3)

## CAREER STATISTICS

### Regular Season

### Playoffs

Year	Team	League	GP	G	A	Pts	PIM	+/-	PP	SH	GW	S	GP	G	A	Pts	PIM
2009-10	Sydney	AIHL	4	0	1	1	0	-	-	-	-	-	-	-	-	-	-
2010-11	Sydney	AIHL	3	1	1	2	6	-	-	-	-	-	-	-	-	-	-
	Australia	WC DIIA	4	4	2	6	4	7	1	0	1	14	-	-	-	-	-
2011-12	Vitkovice HC	Czech	34	4	5	9	8	-8	-	-	-	-	1	0	0	0	2
	Australia	WC DIB	5	2	0	2	4	-4	0	0	0	18	-	-	-	-	-
2012-13	Youngstown	USHL	29	7	20	27	63	5	-	-	-	-	-	-	-	-	-
	Vitkovice HC	Czech	20	0	1	1	27	-2	-	-	-	-	-	-	-	-	-
2013-14	Hershey	AHL	43	5	6	11	40	-3	1	0	0	75	-	-	-	-	-
2014-15	Hershey	AHL	28	1	3	4	30	2	0	0	0	30	-	-	-	-	-
	South Carolina	ECHL	6	2	2	4	0	1	-	-	-	-	-	-	-	-	-
2015-16	Hershey	AHL	73	17	24	41	41	20	2	0	1	118	20	2	3	5	11
2016-17	Hershey	AHL	58	11	12	23	33	11	0	0	2	96	12	2	4	6	0
2017-18	<b>CAPITALS</b>	<b>NHL</b>	<b>7</b>	<b>1</b>	<b>0</b>	<b>1</b>	<b>4</b>	<b>1</b>	<b>0</b>	<b>0</b>	<b>0</b>	<b>4</b>	<b>1</b>	<b>0</b>	<b>1</b>	<b>1</b>	<b>0</b>
	Edmonton	<b>NHL</b>	<b>2</b>	<b>0</b>	<b>0</b>	<b>0</b>	<b>2</b>	<b>-1</b>	<b>0</b>	<b>0</b>	<b>0</b>	<b>2</b>	-	-	-	-	-
	Hershey	AHL	40	9	13	22	36	-8	2	0	3	66	-	-	-	-	-
<b>NHL TOTALS</b>			<b>9</b>	<b>1</b>	<b>0</b>	<b>1</b>	<b>6</b>	<b>0</b>	<b>0</b>	<b>0</b>	<b>0</b>	<b>6</b>	<b>1</b>	<b>0</b>	<b>1</b>	<b>1</b>	<b>0</b>
<b>CAPITALS TOTALS</b>			<b>7</b>	<b>1</b>	<b>0</b>	<b>1</b>	<b>4</b>	<b>1</b>	<b>0</b>	<b>0</b>	<b>0</b>	<b>4</b>	<b>1</b>	<b>0</b>	<b>1</b>	<b>1</b>	<b>0</b>

## Career

**2017-18:** Made his NHL debut and scored his first career goal vs. MTL (10/7), becoming the first Australian in NHL history to play in a game and record a point ... Claimed by EDM (12/1) ... Appeared in two games with EDM, recording two penalty minutes ... Claimed by Washington (12/20) ... Made his Stanley Cup playoff debut in Game 6 of the ECF at PIT (5/7) and recorded an assist ... Registered 22 points (9g, 13a) in 40 games with Hershey ... Recorded two multi-goal games. **2016-17:** Scored 23 points (11g, 12a) for Hershey in 58 games ... Tallied two goals against Utica (11/16) ... Added another two-goal game, including the game-winning goal against Springfield (11/25) ... Tallied five multi-point games for the season ... Scored six points (2g, 4a) in 12 Calder Cup Playoff games ... Scored the game-winning goal in Game 1 of the first round of the Calder Cup Playoffs against Lehigh Valley and was named the first star (4/21) ... Scored a point in three consecutive playoff games (4/29-5/6) ... Recorded two goals and four assists in 12 playoff games with Hershey. **2015-16:** Was named Hershey's 2016 Man of the Year, Unsung Hero and Most Improved Player ... Ranked third on the team in plus/minus (+20), fourth in goals (17) and points (41), fifth in games played (73) and sixth in assists (24) ... Registered 11 multi-point games ... Earned three points (1g, 1a) against Binghamton (1/2) ... Tallied three points (1g, 2a) at Lehigh Valley (3/23) ... Made his Calder Cup playoff debut in Game 1 of the Atlantic Division semifinals at Portland (4/22). **2014-15:** Registered four points (1g, 3a) and 30 penalty minutes in 28 games with the Hershey Bears (AHL) ... Re-assigned to South Carolina (ECHL) on Jan. 21 and recorded four points (2g, 2a) in six games with the Stingrays before suffering a season-ending injury on Jan. 28. **2013-14:** Skated in 43 games with Hershey (AHL), recording 11 points (5g, 6a) and 40 penalty minutes ... Made his professional debut on 10/5 vs. Adirondack ... Scored his first AHL goal on 10/27 vs. Norfolk ... Scored two goals at Charlotte on 11/14 ... Became the first Australian to be drafted in to the NHL when the Capitals selected him in the third round, 89th overall, in the 2014 NHL Draft.





# COLBY WILLIAMS

# 38

Defenseman • Height: 6'0" • Weight: 203 • Shoots: Right  
 Born: January 1, 1997 (Regina, Saskatchewan)  
 Drafted: Capitals' sixth-round choice, 173rd overall, in the 2015 NHL Draft

## NHL Highlights

### NHL Firsts

**Game:** None

**Point:** None

**Goal:** None

### NHL Highs

**Goals:** None

**Assists:** None

**Points:** None

**Penalty Minutes:** None

## CAREER STATISTICS

### Regular Season

### Playoffs

Year	Team	League	GP	G	A	Pts	PIM	+/-	PP	SH	GW	S	GP	G	A	Pts	PIM
2010-11	Regina	WHL	2	0	0	0	0	1	-	-	-	-	-	-	-	-	-
2011-12	Regina	WHL	1	0	0	0	2	0	-	-	-	-	-	-	-	-	-
2012-13	Regina	WHL	59	0	19	19	70	-17	-	-	-	-	-	-	-	-	-
2013-14	Regina	WHL	66	9	23	32	82	0	-	-	-	-	4	0	0	0	8
2014-15	Regina	WHL	64	11	30	41	95	45	-	-	-	-	9	3	5	8	12
2015-16	Regina	WHL	19	5	7	12	20	2					12	2	7	9	14
2016-17	Hershey	AHL	60	4	12	16	40	15	0	0	1	34	3	1	0	1	4
2017-18	Hershey	AHL	69	3	14	17	94	-13	1	1	0	57	-	-	-	-	-

### Career

**2017-18:** Collected career best 17 points (3g, 14a) in 69 games for Hershey, while adding 94 penalty minutes... Had the first multi-assist game of his AHL career at Lehigh Valley (10/7) ... Also tallied two assists vs. Hartford (10/29) ... Played in 100th career AHL game vs. Wilkes-Barre/Scranton (1/24). **2016-17:** Skated 60 games for Hershey and scored 16 points (4g, 12a)...Made his AHL debut against Bridgeport (10/22)...Ranked fourth on the team with a +15 rating...Appeared in three playoff games and scored one goal. **2015-16:** Played 19 games for Regina and scored 12 points (5g, 7a)...Scored two points and seven assists in 12 playoff games... **2014-15:** Earned career-highs in goals (11), assists (30), points (41) and penalty minutes (95) in 64 games with the Regina Pats (WHL) last season and was named to the WHL Eastern Conference Second All-Star Team ... Finished the 2014-15 season ranked second in the WHL in plus/minus (+45) and ranked second among Pats skaters in penalty minutes and tied for fifth in assists. **2013-14:** Skated in a career-high 66 games, registering 32 points (9g, 23a) and 82 PIM. **2012-13:** Earned 19 assists in 59 games with Regina (WHL).



Defenseman  
Height: 6'4" • Weight: 199  
Shoots: Left  
Born: Nov. 15, 1999  
(St. Petersburg, Russia)  
Drafted: Capitals' first-round choice, 31st overall, in the 2018 NHL Draft

# ALEXANDER ALEXEYEV

CAREER STATISTICS				Regular Season										Playoffs				
Year	Team	League	GP	G	A	Pts	PIM	+/-	PP	SH	GW	S	GP	G	A	Pts	PIM	
2015-16	Serebryanye Lvy	MHL	20	1	1	2	8	4	-	-	-	-	-	-	-	-	-	
	Russia U17	WHC-17	6	0	4	4	2	-	-	-	-	-	-	-	-	-	-	
	Russia U18	WJC-18	5	0	2	2	4	-1	-	-	-	-	-	-	-	-	-	
2016-17	Red Deer	WHL	41	4	17	21	24	7	1	0	1	-	-	-	-	-	-	
2017-18	Red Deer	WHL	45	7	30	37	29	-3	2	0	0	79	3	2	3	5	2	

## Career

**2017-18:** Recorded 37 points (7g, 30a) in 45 games with Red Deer ... Led Red Deer defensemen in goals, assists and points ... Registered five points (2g, 3a) in three playoff games ... Represented Russia at the 2017-18 Junior Super Series. **2016-17:** Made his WHL debut with Red Deer and registered 21 points (4g, 17a) in 41 games ... Ranked second among Rebel defensemen in plus/minus (7). **2015-16:** Represented Russia at the 2016 Under-18 World Championship and the 2016 Ivan Hlinka Memorial.




Right Wing  
Height: 6'2" • Weight: 184  
Shoots: Right  
Born: Oct. 13, 1999  
(King City, Ontario)  
Drafted: Capitals' second-round choice, 47th overall, in the 2018 NHL Draft

# KODY CLARK

CAREER STATISTICS				Regular Season										Playoffs				
Year	Team	League	GP	G	A	Pts	PIM	+/-	PP	SH	GW	S	GP	G	A	Pts	PIM	
2015-16	St. Andrew's College	CISAA	13	4	10	14	10	-	-	-	-	-	4	3	1	4	6	
	St. Andrews's College	CAHS	52	17	26	43	38	-	-	-	-	-	-	-	-	-	-	
2016-17	Ottawa	OHL	57	7	4	11	35	-17					-	-	-	-	-	
2017-18	Ottawa	OHL	56	18	21	39	38	7					5	0	0	0	2	

## Career

**2017-18:** Set a new OHL career high in points (39), goals (18) and assists (21) in 56 games with Ottawa ... Ranked fifth on Ottawa in points and goals and sixth in assists. **2016-17:** Registered 11 points (7g, 4a) in his rookie OHL season.



Defenseman  
Height: 6'2" • Weight: 198  
Shoots: Left  
Born: Oct. 6, 1999  
(Bratislava, Slovakia)  
Drafted: Capitals' second-round choice, 46th overall, in the 2018 NHL Draft


# MARTIN FEHERVARY

CAREER STATISTICS				Regular Season										Playoffs				
Year	Team	League	GP	G	A	Pts	PIM	+/-	PP	SH	GW	S	GP	G	A	Pts	PIM	
2016-17	Malmö Redhawks J18	J18 Allsvenskan	-	-	-	-	-	-	-	-	-	-	2	1	1	2	6	
	Malmö Redhawks J20	SuperElit	32	4	5	9	41	10	-	-	-	-	2	0	0	0	0	
	Malmö Redhawks	SHL	9	0	0	0	0	-2	-	-	-	-	-	-	-	-	-	
	Slovakia U18	WJC-18	5	1	1	2	4	1	-	-	-	-	-	-	-	-	-	
	Slovakia U20	WJC-20	5	1	0	1	4	-3	-	-	-	-	-	-	-	-	-	
2017-18	IK Oskarshamn	Allsvenskan	42	1	6	7	24	1	-	-	-	-	8	1	2	3	2	
	HV71	SHL	1	0	0	0	0	-1	-	-	-	-	-	-	-	-	-	
	Slovakia U20	WJC-20	5	1	1	2	4	0	-	-	-	-	-	-	-	-	-	
	Slovakia	WC	7	0	2	2	2	0	-	-	-	-	-	-	-	-	-	

## Career

**2017-18:** Made his Allsvenskan (Sweden-2) debut with IK Oskarshamn and recorded seven points (1g, 6a) in 42 games ... Played in one game with for HV71 in the Swedish Hockey League ... Represented Slovakia at the 2018 Under-20 World Junior Championship. **2016-17:** Played in 32 games for the Malmö Redhawks U-20 team in the SuperElit League and led SuperElit defensemen in goals (4) ... Skated in five games for Slovakia at the 2017 Under-20 World Junior Championship and was named a top-3 player on his team.






# ERIC FLORCHUK

Center  
Height: 6'2" • Weight: 178  
Shoots: Left  
Born: Jan. 10, 2000  
(Fort Saskatchewan, Alberta)  
Drafted: Capitals' seventh-round choice,  
217th overall, in the 2018 NHL Draft

CAREER STATISTICS				Regular Season										Playoffs				
Year	Team	League	GP	G	A	Pts	PIM	+/-	PP	SH	GW	S	GP	G	A	Pts	PIM	
2016-17	Victoria	WHL	51	3	6	9	22	-14	0	0	0	-	2	0	0	0	4	
	Canada Black U17	WHC-17	6	1	1	2	2	-	-	-	-	-	-	-	-	-	-	
2017-18	Victoria	WHL	43	7	21	28	12	10	2	1	0	68	-	-	-	-	-	
	Saskatoon	WHL	28	9	12	21	6	1	3	0	1	59	-	-	-	-	-	

## Career

**2017-18:** Recorded 49 points (16g, 33a) in 71 games with Victoria and Saskatoon ... Traded from Victoria to Saskatoon (1/10) ... Recorded seven multi-point games in 28 games played for Saskatoon. **2016-17:** Registered nine points (3g, 6a) in 51 games with Victoria ... Represented Canada at the World Under-17 Hockey Challenge, earning a silver medal.



# MITCHELL GIBSON

Goalie  
Height: 6'1" • Weight: 187  
Catches: Left  
Born: June 25, 1999  
(Phoenixville, Pennsylvania)  
Drafted: Capitals' fourth-round choice,  
124th overall, in the 2018 NHL Draft

CAREER STATISTICS			Regular Season										Playoffs				
Year	Team	League	GP	W	L	T	MIN	GA	SO	GAA	SA	SPCT	GP	W	L	Min	GAA
2016-17	Jr. Flyers U18	T1EHL U18	20	-	-	-	-	-	-	3.38	-	.902	2	-	-	-	3.03
	Jr. Flyers 18U	AYHL 18U	12	-	-	-	-	-	-	3.00	-	.908	1	-	-	-	6.00
	Owen J. Roberts High	USHS-PA	1	-	-	-	-	-	-	2.00	-	.913	-	-	-	-	-
2017-18	Lone Star Brahmas	NAHL	43	26	7	5	2,496	66	11	1.59	1,020	.935	8	5	3	483	1.37

## Career

**2017-18:** Posted a 26-7-5 record with the Lone Star Brahmas in the North American Hockey League ... Ranked first in the NAHL in goals against average (1.59), save percentage (.935) and shutouts (11) and second in in wins ... Recorded a 5-3 record with a 1.37 goals against average and .950 save percentage in eight playoff games ... Named NAHL Goaltender of the Year, NAHL (South) Most Valuable Player, the NAHL Rookie of the Year and was named to the NAHL All-Rookie Team, the NAHL All-South Division Team and the All-NAHL Team.



# ALEX KANNOK-LEIPERT

Defenseman  
Height: 6'0" • Weight: 197  
Shoots: Right  
Born: July 20, 2000  
(Regina, Saskatchewan)  
Drafted: Capitals' sixth-round choice,  
161st overall, in the 2018 NHL Draft

CAREER STATISTICS				Regular Season									Playoffs				
Year	Team	League	GP	G	A	Pts	PIM	+/-	PP	SH	GW	S	GP	G	A	Pts	PIM
2016-17	Regina Midget AAA	SMHL	44	10	25	35	54	-	-	-	-	-	11	1	10	11	12
	Vancouver	WHL	8	1	2	3	6	-6	0	0	0	0	-	-	-	-	-
2017-18	Vancouver	WHL	60	5	16	21	52	-1	0	0	1	74	6	0	0	0	0

## Career

**2017-18:** Registered 21 points (5g, 16a) in 60 games with Vancouver ... Skated in six playoff games and posted a +2 rating. **2016-17:** Made his WHL debut at Everett (9/24) ... Recorded three points (1g, 2a) in eight games with Vancouver ... Registered 35 points (10g, 25a) in 44 games for the Regina Pat Canadians in the Saskatchewan Midget AAA Hockey League (SMHL) ... Led SMHL defensemen in points and earned Top Defenseman honors and a spot on the SMHL First-All Star Team ... Captained Regina to a SMHL Championship.





# BENTON MAASS

CAREER STATISTICS				Regular Season										Playoffs				
Year	Team	League	GP	G	A	Pts	PIM	+/-	PP	SH	GW	S	GP	G	A	Pts	PIM	
2016-17	Elk River High	USHS	25	6	23	29	6	-	-	-	-	-	2	2	2	4	0	
	Fairbanks	NAHL	26	7	9	16	12	3	-	-	-	-	7	2	2	4	0	
2017-18	New Hampshire	NCAA	36	4	13	17	4	-9	3	0	0	30	-	-	-	-	-	

Defenseman

Height: 6'1" • Weight: 185

Shoots: Right

Born: Nov. 25, 1998

(Elk River, Minnesota)

Drafted: Capitals' sixth-round choice, 182nd overall, in the 2017 NHL Draft

## Career

**2017-18:** Played in all 36 games for New Hampshire ... Registered 17 points (4g, 13a) ... Tied for third on the team in assists and ranked third in blocked shots (44) ... Notched first career goal at UMass (11/04) ... Scored three power play goals; one at UMass (11/04), one vs. Brown (1/06), and one at Boston College (1/14) ... Tallied season-high three assists at Vermont (10/28) ... Record ten points (3g, 7a) in 26 Hockey East league games ... Scored a goal in Game 2 of the Hockey East First Round series at Maine (03/03). **2016-17:** Recorded 16 points (7g, 9a) in 26 games with the Fairbanks Ice Dogs (NAHL)... Registered 29 points (6g, 23a) in 25 games with Elk River High School (Minnesota)... Helped guide Elk River to a 21-4 record with 29 points on six goals and 23 assists in the regular season and four points from a pair of goals and a pair of assists in two playoff games. As a junior co-captain in 2016, he scored six goals and tallied 16 assists in 25 games.



# CHASE PRISKIE

CAREER STATISTICS				Regular Season										Playoffs				
Year	Team	League	GP	G	A	Pts	PIM	+/-	PP	SH	GW	S	GP	G	A	Pts	PIM	
2015-16	Quinnipiac	NCAA	43	4	22	26	2	16	1	0	1	56	-	-	-	-	-	
2016-17	Quinnipiac	NCAA	38	7	19	26	16	4	5	0	0	97	-	-	-	-	-	
2017-18	Quinnipiac	NCAA	37	11	14	25	10	2	5	0	1	76	-	-	-	-	-	

Defenseman

Height: 6'0" • Weight: 185

Shoots: Right

Born: March 19, 1996

(Pembroke Pines, Fla.)

Drafted: Capitals' sixth-round choice, 177th overall, in the 2016 NHL Draft

## Career

**2017-18:** Named 45th captain in Quinnipiac Men's Ice Hockey history ... Recorded 25 points (11g, 14a) in 37 games for Quinnipiac ... Ranked third on Quinnipiac in points ... Scored the game-winning goal in a 5-1 Game One win in the ECAC Tournament First Round series at Yale (3/2) ... Scored a goal in a 4-1 Game Two win in the ECAC Tournament First Round series at Yale (3/3) ... Named to the ECAC Hockey Second Team. **2016-17:** Scored 26 points (7g, 19a) in 38 games played for Quinnipiac...Ranked third on the team in points scored...Led the team in assists (13) during conference play...Recorded five multi-point games...Recorded three assists against Dartmouth (11/11) ... Scored three points (2g, 1a) against Yale (2/4). **2015-16:** Named to the 2015-16 ECAC Hockey All-Rookie Team and All-Academic Team ... Won ECAC Hockey Rookie of the Week twice (10/27 and 3/15) ... Played in all 43 games for the Bobcats ... Led all ECAC Hockey freshman with 22 assists and was third in the conference with 26 points ... Ranked tied for eighth in the country among freshman in assists ... Ranked tied for eighth among all skaters in ECAC Hockey with 22 assists and was second among defenseman behind teammate Devon Toews ... His 22 assists and 26 points were the second most by a freshman in program history ... First freshman defenseman in program history to record 20 points in a season since Matt Sorteberg in 2004-05 ... Opened his career with a season-long five-game point streak (1g, 5a) from Oct. 9 - Oct. 23 ... Recorded an assist in his first career game, a 5-3 win at Holy Cross (10/9) ... Assisted the game-winning goal in a 4-2 game vs. Holy Cross on (10/10) in his first career game



# DAMIEN RIAT

CAREER STATISTICS			Regular Season											Playoffs				
Year	Team	League	GP	G	A	Pts	PIM	+/-	PP	SH	GW	S	GP	G	A	Pts	PIM	
2014-15	Malmö	Sweden	3	0	0	0	0	-	-	-	-	-	-	-	-	-	-	
	Malmö Jr.	Sweden-Jr.	40	7	7	14	70	-	-	-	-	-	-	-	-	-	-	
2015-16	Geneve	Swiss	45	9	12	21	34	-	-	-	-	-	-	-	-	-	-	
	Geneve Jr.	Swiss-Jr.	4	3	5	8	10	-	-	-	-	-	-	-	-	-	-	
2016-17	Genève	NLA	46	7	7	14	36	-5	-	-	-	-	4	0	0	0	4	
2017-18	Geneve	NLA	48	12	12	24	30	2	-	-	-	-	5	0	1	1	2	
	Switzerland	WC	6	0	0	0	0	1	-	-	-	-	-	-	-	-	-	

Left Wing

Height: 6'0" • Weight: 172

Shoots: Right

Born: Feb. 26, 1997

(Geneva, Switzerland)

Drafted: Capitals' fourth-round choice, 117th overall, in the 2016 NHL Draft

## Career

**2017-18:** Established a National League (Swiss) career high in points (24), goals (12), assists (12) and games played (48) ... Represented Switzerland at the 2018 World Championship. **2016-17:** Scored 14 points (7g, 7a) in 46 games for Geneva of the NLA...Skated in four playoff games for Geneva... **2015-16:** Split the season between Geneve Servette's junior and senior team ... Ranked tied for sixth on the team in goals (9), tied for eighth in points (34) and tied for ninth in games played (45) and assists (12) ... Earned four points (2g, 2a) in six games with Switzerland at the World Junior Championship. **2014-15:** Split the season between the Malmö Redhawk's junior and senior team ... Represented Switzerland at the 2015 U18 World Championship and the 2014 Ivan Hlinka Memorial.





Left Wing  
Height: 6'0" • Weight: 190  
Shoots: Left  
Born: Aug. 20, 1999  
(Oslo, Norway)  
Drafted: Capitals' seventh-round choice,  
213th overall, in the 2017 NHL Draft

# KRISTIAN ROYKAS MARTHINSEN

CAREER STATISTICS				Regular Season										Playoffs				
Year	Team	League	GP	G	A	Pts	PIM	+/-	PP	SH	GW	S	GP	G	A	Pts	PIM	
2015-16	Almtuna IS J18	J18 Elit	21	12	9	21	22	18	-	-	-	-	-	-	-	-	-	
	Almtuna IS J18	J18 Allsvenskan	16	6	6	12	35	6	-	-	-	-	4	0	0	0	2	
	Almtuna IS J20	J20 Elit	3	4	1	5	0	3	-	-	-	-	-	-	-	-	-	
2016-17	Almtuna IS J18	J18 Elit	15	8	4	12	10	1	-	-	-	-	-	-	-	-	-	
	Almtuna IS J18	J18 Allsvenskan	13	2	3	5	56	-1	-	-	-	-	5	5	1	6	8	
	Almtuna IS J20	J20 Elit	19	13	5	18	24	22	-	-	-	-	2	1	0	1	0	
	Almtuna IS	Allsvenskan	1	1	0	1	0	0	-	-	-	-	1	0	0	0	0	
	Norway U20	WJC-20 D1B	5	0	0	0	0	0	-	-	-	-	-	-	-	-	-	
2017-18	Almtuna IS J20	J20 Elit	23	23	8	31	22	2	-	-	-	-	2	0	0	0	4	
	Almtuna IS	Allsvenskan	2	0	0	0	0	-1	-	-	-	-	-	-	-	-	-	
	Valbo HC	Division 1	1	0	0	0	0	-1	-	-	-	-	-	-	-	-	-	
	Norway U20	WJC-20 D1B	5	0	0	0	0	0	-	-	-	-	-	-	-	-	-	

## Career

**2017-18:** Registered 31 points (23g, 8a) in 23 games with Almtuna's junior team ... Ranked first on the team in goals and second in points ... Skated in two games for Almtuna in Hockey/Allsvenskan (Sweden-2) ... Played in one game for Valbo in Hockeyettan (Sweden-3) ... Represented Norway at the 2018 Under-20 World Junior Championship Division 1B, appearing in five games. **2016-17:** Registered 18 points (13g, 5a) in 19 games with Almtuna's junior team (Sweden) ... Recorded 17 points (10g, 7a) in 28 games with Almtuna's U18 team ... Played one game with Almtuna in 2016-17, scoring a goal in his HockeyAllsvenskan (Sweden-2) debut...**2015-16:** Scored 21 points for Almtuna's J18 team (12g, 9a) ... Skated in four playoff games for Almtuna's J18 team in the Allsvenskan playoffs.



Right Wing  
Height: 6'4" • Weight: 203  
Shoots: Right  
Born: Oct. 25, 1999  
(Calgary, Alberta)  
Drafted: Capitals' third-round choice,  
93rd overall, in the 2018 NHL Draft

# RILEY SUTTER

CAREER STATISTICS			Regular Season											Playoffs				
Year	Team	League	GP	G	A	Pts	PIM	+/-	PP	SH	GW	S	GP	G	A	Pts	PIM	
2015-16	Everett	WHL	31	1	3	4	12	-3	1	0	0	-	2	0	0	0	0	
2016-17	Everett	WHL	67	20	19	39	36	7	11	0	6	-	6	0	1	1	0	
2017-18	Everett	WHL	68	25	28	53	70	22	9	0	5	171	21	9	10	19	23	

## Career

**2017-18:** Set WHL career highs in points (53), goals (25), assists (28) and games played (68) ... Ranked fifth on Everett in goals, sixth in points and seventh in assists ... Registered 19 points (9g, 10a) in 21 playoff games. **2016-17:** Recorded 39 points (20g, 19a) in 67 games with Everett and registered one assist in six playoff games. **2015-16:** Made his WHL debut at Prince George (9/25) ... Registered four points (1g, 3a) in 31 games for Everett ... Skated in two playoff games.



Defenceman  
Height: 6'1" • Weight: 194  
Shoots: Left  
Born: March 19, 1999  
(Ingaro, Sweden)  
Drafted: Capitals' fifth-round choice,  
151st overall, in the 2017 NHL Draft

# SEBASTIAN WALFRIDSSON

CAREER STATISTICS			Regular Season												Playoffs				
Year	Team	League	GP	G	A	Pts	PIM	+/-	PP	SH	GW	S	GP	G	A	Pts	PIM		
2015-16	MODO Hockey J18	J18 Allsvenskan	-	-	-	-	-	-	-	-	-	-	4	1	1	2	4		
	MODO Hockey J20	SuperElit	41	3	4	7	20	-8	-	-	-	-	2	0	0	0	4		
2016-17	MODO Hockey J18	J18 Allsvenskan	2	0	3	3	6	-2	-	-	-	-	3	0	1	1	2		
	MODO Hockey J20	SuperElit	38	2	5	7	36	0	-	-	-	-	6	0	2	2	4		
2017-18	MODO Hockey	Allsvenskan	3	0	0	0	0	0	-	-	-	-	-	-	-	-	-		
	MODO Hockey J20	SuperElit	24	2	2	4	36	12	-	-	-	-	6	1	0	1	2		
	MODO Hockey	Allsvenskan	31	0	3	3	2	1	-	-	-	-	-	-	-	-	-		

## Career

**2017-18:** Registered three assists in 31 games for Modo Hockey in HockeyAllsvenskan (Sweden-2) ... Recorded four points (2g, 2a) in 24 games with Modo Jr. **2016-17:** Recorded seven points (2g, 5a) in 38 games with Modo Jr. (Sweden-Jr.) ... Represented Sweden at the 2017 IIHF U18 World Championship, the 2016 Ivan Hlinka Memorial Cup and the 2016 Five Nations Tournament. He also made his HockeyAllsvenskan (Sweden-2) debut in 2016-17, appearing in three games with Modo Hockey. **2015-16:** Scored seven points (3g, 4a) in 41 games for MODO Hockey J20.

**YOUR OFFICIAL FLAGSHIP OF THE  
WASHINGTON CAPITALS**

**106.7**  
*the* **FAN**

**DC ★ SPORTSRADIO**



**1067THEFANDC.COM**



@1067thefandc



facebook.com/1067thefan





# YEAR IN REVIEW



T.J. OSHIE

 **ALLCAPS**



# 2017-18 NHL Standings

## EASTERN CONFERENCE

Metropolitan		GP	W	L	OT	P
1.	y - Washington	82	49	26	7	105
2.	x - Pittsburgh	82	47	29	6	100
3.	x - Philadelphia	82	42	26	14	98
4.	x - Columbus	82	45	30	7	97
5.	x - New Jersey	82	44	29	9	97
6.	Carolina	82	36	35	11	83
7.	NY Islanders	82	35	37	10	80
8.	NY Rangers	82	34	39	9	77

Atlantic		GP	W	L	OT	P
1.	z - Tampa Bay	82	54	23	5	113
2.	x - Boston	82	50	20	12	112
3.	x - Toronto	82	49	26	7	105
4.	Florida`	82	44	30	8	96
5.	Detroit	82	30	39	13	73
6.	Montreal	82	29	40	13	71
7.	Ottawa	82	28	43	11	67
8.	Buffalo	82	25	45	12	62

## WESTERN CONFERENCE

Central		GP	W	L	OT	P
1.	p - Nashville	82	53	18	11	117
2.	x - Winnipeg	82	52	20	10	114
3.	x - Minnesota	82	45	26	11	101
4.	x - Colorado	82	43	30	9	95
5.	St. Louis	82	44	32	6	94
6.	Dallas	82	42	32	8	92
7.	Chicago	82	33	39	10	76

Pacific		GP	W	L	OT	P
1.	y - Vegas	82	51	24	7	109
2.	x - Anaheim	82	44	25	13	101
3.	x - San Jose	82	45	27	10	100
4.	x - Los Angeles	82	45	29	8	98
5.	Calgary	82	37	35	10	84
6.	Edmonton	82	36	40	6	78
7.	Vancouver	82	31	40	11	73
8.	Arizona	82	29	41	12	70

x - Clinched Playoff spot

y - Clinched Division

z - Clinched Conference

p - Clinched Presidents Trophy

# 2017-18 Capitals Notes

## It's Tricky

Within the Capitals' first two games of the season, Alex Ovechkin recorded seven goals. Ovechkin became the first player to open the season with two straight hat tricks in 100 years (Cy Denneny, Ottawa Senators, 1917; Reg Noble, Toronto Arenas, 1917; Joe Malone, Montreal Canadiens, 1917). In the season opener against the Ottawa Senators on Oct. 5, Ovechkin recorded a hat trick in the third period. Against Montreal on Oct. 7, Ovechkin's hat trick came in the first period and marked his second-straight game scoring three goals in a single period. That made Ovechkin the third player in NHL history to record two consecutive three-goal periods in two games and the first since 1980 (Rick Martin, Buffalo Sabres, 1975; Darryl Sittler, Toronto Maple Leafs, 1980). The third goal marked Ovechkin's 19th-career hat trick. That tied him with Peter Bondra for the most in franchise history. Ovechkin also recorded a fourth goal in the second period, his fourth career four-goal game and his first since Dec. 10, 2013 (vs. Tampa Bay Lightning).

## Ovi-Time

Alex Ovechkin scored the overtime winner against the Detroit Red Wings on Oct. 20. That marked Ovechkin's 20th career overtime goal, passing Jaromir Jagr for sole possession of first place on the NHL's all-time list.



## Great 8

Alex Ovechkin recorded a hat trick against the Toronto Maple Leafs on Nov. 25. That marked his third hat trick of the season and his 20th career hat trick, passing Peter Bondra for the most career hat tricks in franchise history. Ovechkin also passed Mike Bossy (573) to move into 21st place on the NHL's all-time goals scored list.

## Power Surge

Alex Ovechkin recorded his 19th goal of the season on a power play against the Columbus Blue Jackets on Dec. 2. That marked Ovechkin's 218th career power play goal, which passed Mike Gartner and Jaromir Jagr for 10th place on the NHL's all-time power play goals list. Additionally, Ovechkin tied Mark Recchi (577) for 20th place on the all-time goals list.

## Captain Clutch

Ovechkin's overtime winner against the Carolina Hurricanes on Jan. 2 marked his 584th career goal, which passed Wayne Gretzky (Oilers) for sixth all-time in goals scored by players with a single franchise. Additionally, Ovechkin became the first player in franchise history to record 100 game-winning goals, making him one of just nine players in NHL history to reach the mark.

## 500 Helpers

Alex Ovechkin recorded an assist against the Florida Panthers on Jan. 25, marking his 500th career assist to become the second player in franchise history to reach the mark (Nicklas Backstrom). In addition, Ovechkin became one of 15 active players with 500 career assists and one of just two active players to record at least 500 career goals and 500 career assists (Patrick Marleau). Ovechkin became the second active wing in the NHL to reach 500 assists (Daniel Sedin). Of Ovechkin's first 500 assists, 306 were primary assists. Ovechkin is one of eight active players to record at least 1,000 career points.



# 2017-18 Capitals Notes

## Piling the Points

Alex Ovechkin led the Capitals with four points (1g, 3a) against the Minnesota Wild on Feb. 15, and recorded his 1,100th career point (592g, 508a). Ovechkin became the 61st player in NHL history to reach the 1,100-point milestone, reaching the feat in his 978th career game. Only 23 players required fewer games to accumulate 1,100 career points, with Jaromir Jagr (825 games, played on Nov. 30, 2001 as a member of the Capitals) the last to hit the mark in less than 1,000 games. Additionally, Ovechkin, who on Jan. 11, 2017, became the lone Capitals player to compile 1,000 career points (880 GP), became the 26th player in NHL history to require fewer than 100 contests to move from 1,000 to 1,100 (98 GP).

## Look Who's at 40

Ovechkin recorded a goal against the Toronto Maple Leafs on Mar. 3, which was his 40th of the season. That marked the ninth time in Ovechkin's career he reached the 40-goal mark, and he became the sixth player in NHL history with at least nine 40-goal seasons (Wayne Gretzky: 12; Mario Lemieux: 10; Marcel Dionne: 10; Mike Gartner: 9; Mike Bossy: 9). Ovechkin also became the first player to reach the 40-goal mark this season, the seventh time in his career he became the first player to reach the milestone, setting a new record.

## 600vi

With a two goal performance against the Winnipeg Jets on March 12, his 119th career multi-goal game, Alex Ovechkin recorded his 599th and 600th career goal. With 600 goals in 990 career games, Ovechkin became the 20th player in NHL history to reach the mark and the fourth player in NHL history to record 600 goals in less than 1,000 games and the first player to reach the mark in under 1,000 games to make his NHL debut after the 1986-87 season. Ovechkin only trailed Wayne Gretzky (718 games), Mario Lemieux (719) and Brett Hull (900) as the fastest to reach the 600-goal plateau.

## Mr. 1,000

Alex Ovechkin became the first player in franchise history to play 1,000 career NHL games on April 1 against the Pittsburgh Penguins. Ovechkin became the first player selected in the 2004 NHL Draft to play in 1,000 games. Additionally, Ovechkin is the 54th player in NHL history to play his first 1,000 games with a single franchise. Since joining the Capitals in the 2005-06 season, Ovechkin has missed just 29 games, never appearing in fewer than 72 games in a season, and he has never missed more than six consecutive games. Since entering the NHL, only five players have played in more games (Patrick Marleau: 1,017, Dustin Brown: 1,013, Henrik Sedin: 1,011, Eric Staal: 1,011 and Brent Seabrook: 1,004). Additionally, Ovechkin ranks third all-time in goals by the 1,000 game mark (Wayne Gretzky: 749, Brett Hull: 639).

## Another Rocket

This season, Ovechkin led the NHL with 49 goals and led the Capitals in even strength goals (32) and points (87), marking the fifth time he has recorded at least 30 even strength goals. Ovechkin won his seventh career Maurice "Rocket" Richard Trophy, which is the most in NHL history. Ovechkin also tied Bobby Hull for the most times a single player has led the NHL in goals in a season. The Capitals were 37-10-3 this season when Ovechkin recorded a point. Ovechkin, 32, became the second player since the 1967-68 expansion era to lead the NHL in goals at the age of 32 or older (Phil Esposito led the NHL twice in goals just before his 33rd and 34th birthday).



## No Goalie is Safe

Alex Ovechkin scored against 28 different goaltenders this season. Of those 28 goaltenders, nine of them for the first time in his career (Matt Murray: three goals; Petr Mrazek and Connor Hellebuyck: two goals; Juuse Saros, Alexandar Georgiev, Martin Jones, Scott Wedgewood, Harri Sateri and Anton Forsberg: one goal). Throughout his career, Ovechkin has scored against 128 different goaltenders. Of those 128 goaltenders, he has the most goals against Henrik Lundqvist and Kari Lehtonen, where he has 22 goals against both goaltenders.

## Pure Dominance

Ovechkin ranks first in franchise history in goals (607), points (1,122), powerplay goals (229), game-winning goals (102), overtime goals (22), shots (4,896) and multi-goal games (120). Additionally, since entering the NHL at the beginning of the 2005-06 season, Ovechkin leads the NHL in goals (607), points (1,122), power-play goals (229), powerplay points (436), game-winning goals (102) and shots (4,896). Ovechkin leads the NHL in goals since 1998-99 and shots since the 1994-95 season despite beginning his NHL career in 2005.

# 2017-18 Capitals Notes

## Quick to 200

Braden Holtby made 27 saves against the Pittsburgh Penguins on Nov. 10 to earn his 200th career win. Holtby became the second-fastest goaltender in NHL history to reach 200 career wins (Ken Dryden: 311). Since the 2005-06 season, Holtby is the fastest goaltender to reach 200 career wins, besting Antti Niemi by 37 games.

## Logging the Time

Five minutes into the Capitals' game versus the Winnipeg Jets on Feb. 13, Braden Holtby played in his 20,000th minute for the Capitals, becoming the second goaltender in franchise history to reach that mark (Olaf Kolzig: 41,260 franchise minutes). Since the 2014-15 season, Holtby's 14,836:38 time on ice leads the NHL.

## Home Is Where the Holts Is

This season, Braden Holtby went 22-7-2 at Capital One Arena, tied for the fifth-most wins in the NHL, recording a 2.41 goals against average and a .921 save percentage. Over the last four seasons, Holtby's 94 wins at home ranks first in the NHL, his 2.07 goals against average ranks first and his .926 save percentage is tied for second among goaltenders with at least 100 home starts.



## Grubauer Power

In his final 30 appearances, Philipp Grubauer finished with a 15-7-2, a 1.99 goals against average and a .935 save percentage, which is the lowest goals against average and the highest save percentage among goaltenders with at least 30 appearances during that time frame. Additionally, Grubauer's .941 save percentage at even strength during that time frame ranks first among goaltenders with at least 30 appearances since Oct. 29.

## Pretty Familiar

Over the last two seasons, Philipp Grubauer has a 28-16-5 record, a 2.22 goals against average and a .924 save percentage. That's the lowest goals against average of any goaltender in the NHL over the last two seasons and tied for the fifth-highest save percentage among goaltenders with at least 30 starts over the last two seasons.

## German Protection

Philipp Grubauer is one of three German goaltenders to ever suit up in the NHL (Olaf Kolzig, Thomas Greiss). Grubauer's career 2.29 goals against average and his .923 save percentage both lead German-born goaltenders.

## 100

Philipp Grubauer suited up for his 100th NHL game on April 1 against the Pittsburgh Penguins, stopping 36 of the 37 shots he faced (.973 save percentage), earning a win and securing the Metropolitan Division for the Capitals. Grubauer became the 12th goaltender in franchise history to play in 100 games.



# 2017-18 Capitals Notes

## Seeing Stars


Capitals players were named an NHL star of the week four times this season. Alex Ovechkin was named the NHL's "First Star" for the week ending Oct. 9 and the "Third Star" for the week ending Nov. 27. Nicklas Backstrom was named the NHL's "Third Star" for the week ending Oct. 16. Braden Holtby was the "Third Star" for the week ending Nov. 13. Additionally, Ovechkin was named a star of the game 22 times this season (First Star: 10 times; Second Star: 7 times; Third Star: 5 times).

## Strong Finish

The Capitals went 12-3-0 in their final 15 games of the season. That's the third-best record the Capitals have finished in the final 15 games in franchise history (1983-84: 12-1-2; 2012-13: 12-1-2; 2007-08: 12-3-0). During that stretch, which began on March 10, the Capitals recorded the most points (24) in the NHL and outscored their opponents 55 to 39, the most goals for and tied for the ninth-lowest goals against. During that stretch, the Capitals only trailed in games for 141:37 minutes, the least amount of time in the NHL. Nicklas Backstrom was tied for second in the NHL in points (5g, 17a) during that stretch.

## Going for 30

Eight different players recorded at least 30 points this season (Alex Ovechkin, Evgeny Kuznetsov, Nicklas Backstrom, John Carlson, T.J. Oshie, Lars Eller, Tom Wilson and Dmitry Orlov). Tom Wilson (14g, 21a) reached the 30 point mark for the first time in his career, setting career highs in both goals and assists.



## Feeling Twenty, Too

Three Capitals players scored 20 goals this season (Alex Ovechkin, Nicklas Backstrom, Evgeny Kuznetsov).

## How the West Was Won

Washington posted a 16-12-2 record against Western Conference opponents this season, marking the fourth-most wins against the Western Conference among Eastern Conference teams in 2017-18. Alex Ovechkin led the Capitals and ranked 12th among Eastern Conference players in points against the Western Conference, recording 29 points (11g, 18a) in 30 games. Evgeny Kuznetsov led the Capitals and ranked eighth in the Eastern Conference in goals against the Western Conference with 14.

## Winning in '17

In the 2017 calendar year, the Capitals led the NHL with 122 points (58-23-6) and were one of just three teams in the NHL to record at least 50 wins (St. Louis: 51, Tampa Bay: 50). The Capitals' 285 goals for ranked first, while their 216 goals against ranked seventh. Additionally, the Capitals' 24.0 power play percentage tied for fourth, while their 80.9 penalty kill percentage ranked 13th. In 2017, Alex Ovechkin scored 40 goals, which led the Capitals and ranked fourth in the NHL (Nikita Kucherov: 51; Brad Marchand: 44; Anders Lee: 44). Additionally, Nicklas Backstrom's 65 assists ranked first on the Capitals and second in the NHL (Connor McDavid: 72). Backstrom's 87 points in 2017 (22g, 65a) ranked tied for sixth in the NHL. Braden Holtby was the only goaltender in the NHL to reach the 40-win mark in 2017 (49-13-2).



# 2017-18 Capitals Notes

## O Canada

The Capitals posted a 11-5-1 record against Canadian teams this season and have posted a 38-10-3 record against teams from Canada since 2015-16.

## Perfect Attendance

Three Capitals (John Carlson, Dmitry Orlov, Alex Ovechkin) played in all 82 games this season. Ovechkin (5), Carlson (5) and Orlov (3) have each appeared in every game in a season multiple times. Orlov has played in all 82 games in three straight seasons, while Ovechkin has played in two straight seasons.

## Attacking the Atlantic

Washington posted an 16-6-2 record against the Atlantic Division this season, marking the most points against the division of any non-Atlantic Division team. Evgeny Kuznetsov led the Capitals with 31 points (8g, 23a) in 23 games against Atlantic Division teams and Braden Holtby was 10-3-1 against the division this season with a 2.62 goals-against average and a .917 save percentage. Holtby has posted a 51-8-6 record in his last 68 games against Atlantic Division opponents (12/9/14-3/3/18) with seven shutouts, a 1.98 goals-against average and a .932 save percentage.

## SRO

For the ninth consecutive season, the Capitals sold out every home game and set a franchise record with 404 consecutive sellouts at Capital One Arena (including playoffs) dating back to the 2008-09 season (3/5/09-present).

## 11 Strong

The Capitals had 11 players who reached double-digit goal totals (Alex Ovechkin: 49; Evgeny Kuznetsov: 27; Nicklas Backstrom: 21; Lars Eller: 18; T.J. Oshie: 18; Brett Connolly: 15; John Carlson: 15; Tom Wilson: 14; Jakub Vrana: 13; Andre Burakovsky: 12; Dmitry Orlov: 10). That's the exact same amount of double-digit goal scorers the Capitals had during the 2016-17 season. In 2016-17, the Capitals' 11 double-digit goal scorers accumulated a total of 220 goals, 84.3 percent of the Capitals' total goals. This season, the Capitals' 11 double-digit goal scorers accumulated 212 goals, 82.8 percent of the Capitals' total goals. Of the Capitals' 11 double-digit goal scorers, seven scored more this season than they did last season (Ovechkin, Kuznetsov, Eller, Carlson, Wilson, Vrana and Orlov). Burakovsky and Connolly each tied their 2016-17 goal totals. This season, seven different players established new career highs in goals (Kuznetsov, Eller, Carlson, Wilson, Vrana, Orlov, Chandler Stephenson: six).

## 'Tis the Season

Since 2014-15, the Capitals have posted a 37-10-8 record in the month of December, ranking first in the NHL in points during that span (82). This season, the Capitals went 10-2-2 in December, tied with the Boston Bruins for the best record in the NHL, with 46 goals for and 32 goals against, ranking fourth and eighth, respectively, in the NHL. In his career, in the month of December, Holtby has posted a 32-9-8 record with five shutouts, a 2.29 goals-against average and a .926 save percentage. Nicklas Backstrom has tallied 144 points (49g, 95a) in 136 career games in December, marking his most career points in a month.



## All That Power

The Capitals converted on 22.5 percent of their power play opportunities (55 out of 244), ranking seventh in the NHL. That marks the sixth consecutive season the Capitals have converted on over 20 percent of their power play opportunities, the first time in franchise history they've gone six straight seasons with a 20 percent success rate. Over those last six seasons, the Capitals have converted on 339 of their 1434 opportunities (23.6 percent), which ranks first in the NHL. Alex Ovechkin ranks first with 118 power play goals during that stretch. No other player has scored as many as 80 power play goals during that stretch. Nicklas Backstrom ranks first with 156 assists on the power play.

## Offensive Explosion

The Capitals defeated the New York Islanders 7-3 on March 15. That kicked off a three-game streak where the Capitals scored at least six goals (March 15 through March 18, 19 goals in three games) and Washington scored at least six goals in four of six games following the 7-3 win over New York. This season, the Capitals recorded at least five goals in 17 games, going 17-0-0 in those contests. Additionally, Washington was 16-1-1 in games where they scored four goals and 13-3-3 when they scored three goals.

## Using Time Wisely

Jay Beagle scored the game-winning goal against the Carolina Hurricanes on Jan. 12 with 1.3 seconds remaining in the game. That marked the latest go-ahead goal in franchise history (Alex Semin: 11 seconds remaining, 3-2 win vs. Carolina, Nov. 6, 2008) and was Beagle's second game-winning goal in the final minute of regulation over the last two seasons (Nov. 1, 2016 at Winnipeg: 30 seconds). Beagle also scored the quickest goal in a game for the Capitals this season, scoring 14 seconds into the game on Dec. 8 against the New York Rangers.

# 2017-18 Capitals Notes

## Sweet Nicky

With two assists against the New York Rangers on March 26, Nicklas Backstrom recorded his 791st point, passing Mike Gartner (789 points) for third in franchise history. Backstrom's 590 assists rank first in franchise history. Backstrom's 799 points rank first among the 2006 NHL Draft class, leading Phil Kessel by 58 points, who ranks second, and his 590 assists are 127 more than Claude Giroux, who ranks second in the 2006 NHL Draft class with 463 assists. Since entering the NHL in the 2007 season, Backstrom's 590 assists rank second (Henrik Sedin: 600) in the NHL.

## Nick's Climbing

This season, Nicklas Backstrom passed Bob Carpenter (189), Dave Christian (193), Bengt Gustafsson (196) and Alex Semin (197) on the franchise goals list. Backstrom recorded his 200th career goal on Feb. 6 against the Columbus Blue Jackets, becoming the fifth player in franchise history to record 200 goals, and his 209 career goals rank fifth in franchise history. Additionally, Backstrom passed Brooks Laich (742) and Mike Gartner (758) on the franchise games played list. Backstrom played in his 800th career game on March 8 against the Los Angeles Kings, and his 815 career games rank seventh in franchise history.

## Make it Three

Nicklas Backstrom recorded an assist against the New Jersey Devils in the final game of the season, his 50th assist of the season. That marked the fifth-straight season that Backstrom has recorded at least 50 assists. He's the only player in the NHL to currently have five straight 50-assist seasons.



## Kuz Control

With 83 points this season (27g, 56a), Evgeny Kuznetsov became 16th player in franchise history to reach the 80 point mark and the first player other than Alex Ovechkin and Nicklas Backstrom to reach the mark since Alexander Semin in the 2009-10 season (40g, 44a). Kuznetsov's 27 goals this season were a new season high, while his 56 assists were one off his single season mark set in the 2015-16 season. With 265 career points (80g, 185a), Kuznetsov ranks eighth in points among the 2010 draft class and sixth in assists. Additionally, Kuznetsov's career 1.98 assists per 60 minutes of five-on-five play ranks first among 2010 draftees.

## Multi-Efforts

This season, Alex Ovechkin led the team with 24 multi-point games, while Evgeny Kuznetsov finished with 23, tied for 12th and 14th, respectively in the NHL. The Capitals were one of just three teams who had multiple players rank in the top 14 in multi-point games (Pittsburgh Penguins, Philadelphia Flyers). From March 12 to March 28, Kuznetsov recorded sixth straight multi-point games (5g, 8a). According to the Elias Sports Bureau, Kuznetsov was the only player with a six-game multi-point streak this season and was the first to complete six straight games with at least two points since Edmonton Oilers forward Leon Draisaitl (March 14-23, 2017: 3g, 10a). Additionally, Kuznetsov tied the franchise record in most consecutive games with at least two points with Dennis Maruk (1981-82), Mike Gartner (1984-85) and Mike Green (2008-09).

## Osh-Babe

T.J. Oshie recorded a point in every game in his final six games and recorded six goals since March 15. Since Oshie joined the Capitals in the 2015-16 season, his 77 cumulative goals rank second on the team. Since joining Washington, Oshie's 16.9 shooting percentage ranks fifth among players with at least 200 games played in the NHL.



# 2017-18 Capitals Notes

## Big Willy

Tom Wilson recorded 14 goals this season, doubling his previous season high of seven set in the 2015-16 and 2016-17 season and his 35 points (14g, 21a) were a career high. Of Wilson's 35 points, 33 came at even strength, while one came on the power play and another shorthanded. Wilson is the only player over the last eight seasons to record 35 points and 185 penalty minutes. Wilson's 187 penalty minutes ranked second in the NHL this season, and his 804 total penalty minutes since his 2013-14 rookie season leads the NHL. Wilson drew 367 minor penalties this season, the third-most in the NHL. Since the 2013-14 season, Wilson has drawn 178 minor penalties, the second-most in the NHL during that span (Nazem Kadri: 201), and his 2.26 drawn penalties per 60 minutes of play ranks first among all skaters with at least 150 games played since the 2013-14 season.

## Super Carly

John Carlson recorded 15 goals and 53 assists, all single-season highs, and his 68 points led NHL defensemen. Carlson became the eighth defenseman in franchise history to record 60 points in a season and the first since Mike Green in 2009-10 (76 points, 19g, 57a). Carlson's 68 points this season are the seventh-highest single season total by a Capital in franchise history. Carlson became the third Capitals defenseman to lead the NHL in points since the year 2000 (Sergei Gonchar: 2001-02, 59 points; Mike Green: 2008-09, 2009-10: 73 and 76 points, respectively). He also passed Sylvain Cote (270) for seventh on the franchise points list for defensemen and passed Cote in goals (75) and Mike Green in assists (247) on March 20 against the Dallas Stars for seventh and sixth, respectively, on each list. Carlson is one of 28 active defensemen with at least 300 career points (77g, 256a).

## Dynamic D-uo

This season, Dmitry Orlov recorded 10 goals, which is a new career high. Over the last three seasons, Orlov's 93 points (24g, 69a) rank first among Russian-born defensemen. The Capitals had two defensemen with at least 10 goals (John Carlson: 15) this season, marking the first time they have had two defensemen with 10 goals since 2014-15 (Mike Green, Carlson: 10 goals) and just the second time since the 1997-98 season.

## Laying it on the Line

This season, Brooks Orpik ranks ninth in the NHL in hits (218) and tied for 12th in blocked shots (168) among defensemen. Since Orpik entered the NHL in the 2002-03 season, he ranks first in hits (2,817) and fourth in blocked shots (1,714) among NHL defensemen.

## Good Djoos

In his NHL and Capitals debut, Christian Djoos scored a goal and added an assist in 13:20 of ice time against the Pittsburgh Penguins on Oct. 11. According to Elias Sports Bureau, Djoos became the first Capitals defenseman to score a goal in his NHL debut since Steve Poapst scored in his first game on April 10, 1996 against the New York Rangers. Djoos also became the first defenseman in franchise history to record two points in his debut game. Djoos factored into every Capitals goal in that game, the first rookie defenseman to factor into every goal in a two-goal game since John Carlson did so on Feb. 17, 2011 in a two-assist effort against the San Jose Sharks. Djoos finished the season with 14 points (3g, 11a),



## Solid Additions


This season, the Capitals were 15-7-0 with Michal Kempny in the lineup and 9-2-0 with Jakub Jerabek in the lineup. After Kempny made his Capitals debut on Feb. 22, Washington allowed the second-fewest goals (59) in the Eastern Conference.

## Quick Draw

Jay Beagle's 17 face-off wins against the Ottawa Senators on Feb. 27 was the most face-off wins by a Capital this season, while his 92.9 percent success rate (13 out of 14) against the Toronto Maple Leafs on March 3 was the greatest success rate of any player in the NHL in a single game this season. Beagle ranked fourth in the NHL in face-off percentage among players with at least 700 face-offs (584 wins on 998 draws, 58.52 percent in 2017-18), second among players with at least 300 defensive zone draws (358 wins on 604 face-offs, 59.27 percent) and first among players with at least 200 shorthanded face-offs (109 wins on 205 draws, 53.17 percent). Since the 2014-15 season, Beagle ranks fifth among NHL players with at least 1,000 draws in face-off percentage (1,795 wins on 3,126 draws, 57.42 percent).



# 2017-18 Capitals Notes



## Young V

Jakub Vrana finished with 27 points (13g, 14a) in his rookie season, and his 13 goals tied for 17th in the NHL among rookies this season. Twelve of Vrana's goals this season came at even strength, tied for the 15th most among rookies. Additionally, his 50.28 shot attempts percentage at five-on-five (821 shot attempts for, 812 against) ranked 13th among rookie forwards with at least 50 games played this season. Including three goals during the 2016-17 season, Vrana had 16 goals in 94 games as a rookie. That tied Michael Marson (1974-75) for the 14th-most by a rookie in franchise history and is the most by a Capitals rookie since Alex Ovechkin, who recorded 52 goals in his 2005-06 rookie season, which was the fourth most goals by a rookie in NHL history.

## Andre The Giant

Andre Burakovsky finished with 25 points (12g, 13a) this season. Burakovsky has recorded 120 points (50g, 70a) to rank 11th among forwards in his 2013 draft class, while his 2.15 points per 60 minutes of five-on-five play rank sixth among forwards with at least 200 games played. Additionally, Burakovsky's career 53.28 shot attempts percentage (3,004 shot attempts for, 2,634 against) at five-on-five ranks first among all skaters selected in his NHL Draft with at least 100 games played. Burakovsky's career shot attempts percentage is the highest cumulative shot attempt percentage of any Capitals player over the last four seasons.

## Great Dane

Lars Eller scored a goal against the New York Rangers on March 28, which was his 18th goal of the season and a new single-season high. Lars Eller's 63 points over the last two seasons (30g, 33a) rank fifth among Capitals forwards.

## Consistent Conno

Brett Connolly recorded 15 goals this season, tying his single season career high and marking his second-straight season with 15 goals. Of the 168 NHL players that have recorded 30 total goals over the last two seasons, Connolly has the lowest average time on ice (11:21).

## Aussie Aussie Aussie!

Australian-national Nathan Walker became the first Australian to play in the NHL when he took the ice against the Montreal Canadiens on Oct. 7, and he scored a goal in his debut. The Sydney, Australia, native became the first Australian drafted to the NHL after Washington selected him in the third round, 89th overall, in the 2014 NHL Draft.

## Youth Invasion

The Capitals had nine different rookies play this season (Jakub Vrana, Chandler Stephenson, Christian Djoos, Madison Bowey, Jakub Jerabek, Nathan Walker, Shane Gersich, Travis Boyd and Liam O'Brien), the most rookies they've had play in at least one game since 2013-14. Vrana, Stephenson, Djoos and Bowey each played in over 50 games, marking the first time since the 1981-82 season the Capitals have had four rookies participate in at least 50 games. Six players recorded their first career point this season. Djoos and Bowey became the first pair of rookie Capitals defensemen to appear in at least 50 regular season games since the 1980-81 season (Howard Walker: 64; Darren Veitch: 59; James McTaggart: 52). Additionally, Bowey and Djoos became the first Capitals rookie defensemen to record at least 10 points in a season since Dmitry Orlov recorded 19 points (3g, 16a) in 60 games in 2011.

# 2017-18 Season Timeline

## **Oct.5: Ovechkin Nets Opening-Night Hat Trick in Ottawa (Capitals 5 – Senators 4 SO)**

Challenged over the summer to produce more at 5-on-5, Alex Ovechkin didn't waste any time once the puck dropped on the 2017-18 season. In an Opening Night win in Ottawa, Ovechkin scored three even-strength goals in a span of 6:33 for the quickest three goals of his career. Ovechkin's third period hat-trick – his first three-goal game in a season opener – was the catalyst as the Capitals erased a 3-1 second intermission deficit and beat the Senators 5-4 in a shootout. Evgeny Kuznetsov had the primary assist on all three Ovechkin lamp lighters, before sealing the win with the deciding goal in the skills competition.

## **Oct.7: Ovechkin Scores Four More in Home Opener vs. Montreal (Capitals 6 – Canadiens 1)**

Ovechkin and T.J. Oshie both scored in the opening minute, setting the tone for an eventual 6-1 rout of the Montreal Canadiens in the Capitals' 43rd home opener. Ovechkin scored three times in the first period and once more in the second, to secure his fourth career four-goal game. Ovechkin became the first player in 100 years to record a hat trick in each of his first two games of the season. Nathan Walker scored his first career goal on the same night he became the first Australian to make his NHL debut.

## **Nov.10: Holtby Earns 200th Win as Caps Down Pens (Capitals 4 – Penguins 1)**

Braden Holtby made 27 saves and earned his 200th career win as the Capitals beat the Penguins 4-1 at Capital One Arena. Holtby became the second fastest goalie in NHL history to earn 200 wins, hitting the mark in his 319th career game. Only Ken Dryden (200 wins in 311 games) reached the 200-win plateau quicker.

## **Nov.25: Ovechkin Delivers Trick on Hockey Night in Canada (Capitals 4 – Maple Leafs 2)**

In need of a spark with the Capitals hovering around the .500 mark a quarter of the way through the season (Washington was 11-10-1 through Nov.21), head coach Barry Trotz reunited Ovechkin and Nicklas Backstrom on the No.1 line and promoted Tom Wilson to round out the trio. The move paid off immediately with the Capitals earning consecutive wins over Ottawa, Tampa Bay and Toronto over a four-night span. The Capitals' 4-2 win in Toronto was highlighted by another Ovechkin hat-trick, this one on the grand stage of Hockey Night in Canada. The performance was especially meaningful for Ovechkin, who had invited one of his fans, 13-year-old cancer patient Alex Luey, to attend the game at the Air Canada Centre. Before the game, Ovechkin promised Luey he would score a goal. He delivered, and then some, sealing the win and the hat trick with an empty-net tally with nine seconds remaining in the third period. Ovechkin's 20th career hat trick also established a new franchise record as he moved one clear of Peter Bonda for the most games with three or more goals in team history.

## **Dec.6: Wilson Leads Caps Past Blackhawks (Capitals 6 – Blackhawks 2)**

The reconfigured No.1 line of Ovechkin – Backstrom – Wilson remained intact into December and the unit gave the Chicago Blackhawks all they could handle in a 6-2 win at Capital One Arena on Dec.6. Backstrom, Wilson and Ovechkin all scored in a span of 3:28 of the first period as the trio would finish the game with a combined four goals and 11 points. Backstrom's tally snapped a personal 21-game goalless drought, while Ovechkin's goal stood as the eventual game-winner. Wilson, who would set career highs across the board during the 2017-18 season, had a career-best four points (two goals, two assists) plus one final curtain call as the game's No.1 star. The win over Chicago gave the Capitals a 6-1-0 record in



the seven games since the formation of the Ovechkin-Backstrom-Wilson line with the three combining for 11 goals and 26 points (power play included) over the seven-game stretch.

## **Jan.2: Caps Rally in Raleigh (Capitals 5 – Hurricanes 4 OT)**

The Capitals rang in the new year in style, rallying from a 4-3 third period deficit to beat the Carolina Hurricanes 5-4 in overtime at PNC Arena. Ovechkin scored the game-tying goal with 7:15 remaining in regulation, before netting his 100th career game-winning goal at 1:57 of OT. Ovechkin became the ninth player in NHL history to record 100 career game-winning goals and the first to do so with one franchise.

## **Jan.12: Caps Rally in Raleigh in Part II (Capitals 4 – Hurricanes 3)**

In their final game before their mid-season bye week, the Capitals again overcame a third period deficit in Carolina, this time beating the Hurricanes 4-3 in regulation. Trailing 3-2 late in the third period, Brett Connolly netted the game-tying goal with 3:08 remaining, before Jay Beagle beat the clock and scored the game winner with 1.3 seconds left in regulation. Beagle started the play by winning a defensive-zone faceoff with less than 15 seconds remaining, before following Backstrom and Ovechkin up ice. Beagle then scored from atop the crease after redirecting a feed from Backstrom as the Capitals reached their mid-season retreat with a six-point lead atop the Metropolitan Division.



# 2017-18 Season Timeline

## Feb.6: Backstrom's 200th Gives Caps Late Win (Capitals 3 – Blue Jackets 2)

Best known as one of the game's best playmakers, Backstrom became the fifth player in Capitals history to hit the 200-goal plateau when he beat Sergei Bobrovsky late in the third period of a 3-2 win in Columbus. Backstrom's goal came with 42.9 seconds remaining in regulation as the Capitals took the front-end of a home-and-home series against the division rival Blue Jackets. Three nights later, the Capitals completed the sweep with a 4-2 win at Capital One Arena. Backstrom joined Ovechkin, Bondra, Mike Gartner and Mike Ridley as the only players in franchise history to score at least 200 goals.

## Mar.3: Stars Shine Under the Lights in Annapolis (Capitals 5 – Maple Leafs 2)

Ovechkin scored his 40th goal of the season while Backstrom, Kuznetsov and John Carlson had a goal and two assists each as the Capitals beat the Maple Leafs 5-2 at the NHL's Coors Light Stadium Series in Annapolis. Played before a crowd of 29,516 at Navy-Marine Corps Memorial Stadium, including many Midshipmen and U.S. service men and women, the game included plenty of pomp and circumstance. From the custom-made uniforms, to the pregame flyover and fireworks to the presence of the gold medal winning U.S. Olympic Women's Hockey team, the NHL staged an elaborate production. The Capitals made the most of the stage, improving to 3-0-0 all-time in outdoor games.

## Mar.10: Caps Earn Elusive Win in San Jose (Capitals 2– Sharks 0)

Coming off consecutive losses in Anaheim and Los Angeles, the Capitals salvaged their annual California road trip with a 2-0 triumph in San Jose. Philipp Grubauer made 24 saves in the shutout as the Capitals earned their first regulation win in San Jose since October 30, 1993. Backstrom scored the game-winning goal while Lars Eller added an empty-netter for his 15th goal of the season and the 100th of his NHL career. Between Kuznetsov, Backstrom and Eller, the Capitals had three centers with at least 15 goals each for the first time since the 1992-93 season. The win in San Jose began a stretch that saw the Capitals win nine of 10 games and create some separation atop the Metropolitan Division.



## Mar.12: Ovechkin Nets 600th; Caps Beat Jets in OT (Capitals 3 – Jets 2 OT)

The Capitals hosted the Winnipeg Jets in mid-March, with Ovechkin, 32, and Winnipeg's Patrik Laine, 19, tied for the NHL goal-scoring lead with 40 goals each. By the end of the night, Ovechkin showed that he wasn't quite ready to give up the title of Goal-Scoring King. Ovechkin scored twice, including the 600th goal of his NHL career, and Kuznetsov had the game-winning goal as the Capitals beat the Jets 3-2 in overtime. Ovechkin recorded his 600th goal in his 990th career game, joining Wayne Gretzky, Mario Lemieux and Brett Hull as the only players in league history to score 600 goals in fewer than 1,000 games. By season's end, Ovechkin would match Bobby Hull's NHL record with his seventh career goal-scoring title.

## Mar.24: Backstrom Delivers in Montreal (Capitals 6 – Canadiens 4)

On a night when Wilson and Kuznetsov scored two goals each, it was Backstrom taking first star honors in Montreal as the Capitals beat the Canadiens 6-4. Backstrom matched his career-high with four primary assists, while recording his 11th career four-assist game. The win over the Canadiens was the middle match of a late-season three-game Original-6 road trip that saw the Capitals post a perfect 3-0-0 record with wins in Detroit, Montreal and New York. It was the first time the Capitals swept a road trip of three or more games since January 2016.

## Apr.1: Caps Clinch Metropolitan Division Title in Pittsburgh (Capitals 3 – Penguins 1)

With Ovechkin skating in his 1000th career game, the Capitals beat the Penguins 3-1 in Pittsburgh to secure a third consecutive Metropolitan Division title. Oshie, Dmitry Orlov and Wilson all scored, while Grubauer made 36 saves in his 100th career appearance. Ovechkin became the first player in team history to play 1,000 games with the Capitals, and the 54th player in NHL history to play his first 1,000 games with one franchise.





# 2017-18 Individual Statistics

Players	GP	G	A	P	+/-	PIM	PP	SH	GW	OT	S	S%	TOI/G	Sft/G	FO%
Alex Ovechkin	82	49	38	87	3	32	17	0	7	3	355	13.8	20:08	21.1	37.5
Evgeny Kuznetsov	79	27	56	83	3	48	7	1	8	2	187	14.4	18:48	20.3	44.2
Nicklas Backstrom	81	21	50	71	5	46	7	0	4	1	165	12.7	19:39	22.4	51.2
John Carlson	82	15	53	68	0	32	4	0	4	1	237	6.3	24:46	26.4	0.0
TJ Oshie	74	18	29	47	2	31	9	0	3	0	127	14.2	18:24	20.8	47.9
Lars Eller	81	18	20	38	-6	38	3	0	2	0	161	11.2	15:18	19.0	49.3
Tom Wilson	78	14	21	35	10	187	0	1	1	0	123	11.4	15:59	20.1	46.3
Dmitry Orlov	82	10	21	31	10	22	0	0	2	0	125	8.0	23:07	25.5	0.0
Matt Niskanen	68	7	22	29	24	36	2	0	1	0	120	5.8	22:36	24.9	0.0
Brett Connolly	70	15	12	27	-6	30	4	0	2	0	67	22.4	12:00	15.0	45.2
Jakub Vrana	73	13	14	27	2	12	1	0	2	0	133	9.8	12:29	15.6	52.0
Andre Burakovsky	56	12	13	25	3	27	2	0	5	1	84	14.3	13:50	16.6	54.5
Jay Beagle	79	7	15	22	3	16	0	1	2	0	65	10.8	12:26	18.0	58.5
Alex Chiasson	61	9	9	18	1	26	1	1	2	0	59	15.3	11:45	15.7	26.8
Chandler Stephenson	67	6	12	18	13	8	0	0	0	0	36	16.7	11:52	16.1	54.8
Devante Smith-Pelly	75	7	9	16	-6	38	0	0	1	0	103	6.8	12:20	15.4	48.5
Christian Djoos	63	3	11	14	13	10	0	0	0	0	60	5.0	14:02	18.4	0.0
Madison Bowey	51	0	12	12	-3	24	0	0	0	0	47	0.0	13:42	16.9	0.0
Brooks Orpik	81	0	10	10	-9	68	0	0	0	0	54	0.0	19:21	22.2	0.0
Taylor Chorney	24	1	3	4	8	8	0	0	0	0	14	7.1	12:59	17.5	0.0
Jakub Jerabek	11	1	3	4	-1	0	0	0	0	0	11	9.1	13:59	16.4	0.0
Michal Kempny	22	2	1	3	1	14	0	0	0	0	32	6.3	16:44	19.5	0.0
Nathan Walker	7	1	0	1	1	4	0	0	0	0	4	25.0	9:11	13.0	0.0
Shane Gersich	3	0	1	1	-1	0	0	0	0	0	4	0.0	9:01	12.3	0.0
Travis Boyd	8	0	1	1	2	2	0	0	0	0	2	0.0	8:49	12.5	50.0
Aaron Ness	8	0	1	1	2	8	0	0	0	0	2	0.0	12:43	19.4	0.0
Anthony Peluso	2	0	0	0	0	4	0	0	0	0	0	0.0	4:38	8.0	0.0
Liam O'Brien	3	0	0	0	0	5	0	0	0	0	1	0.0	6:55	10.0	0.0
Tyler Graovac	5	0	0	0	-3	2	0	0	0	0	1	0.0	6:44	10.6	33.3
Goaltenders	GP	GS	W	L	OT	SA	GA	GAA	Sv	Sv%	SO	G	A	PIM	MIN
Braden Holtby	54	54	34	16	4	1648	153	2.99	1495	.907	0	0	0	2	3067:48
Philipp Grubauer	35	28	15	10	3	953	73	2.35	880	.923	3	0	1	0	1864:48

# 2017-18 Game-by-Game Results

#	Date	Team	W-L-OT	Record	GF-GA	Scorers	W Goal	PP	PK	SF-SA	W-L Glt dr.	Attend.
1	10/05/2017	@ OTT	W**	01-00-00	5-4	10,8,8,8	92	0-1	5-5	28-32	70 / 41	17009
2	10/07/2017	MTL	W	02-00-00	6-1	8,77,8p,8,8,79	77	1-4	4-4	23-39	70 / 31	18506+
3	10/09/2017	@ TBL	O*	02-00-01	3-4	19,77p,77p	21	2-4	4-5	26-40	88 / 31	19092+
4	10/11/2017	PIT	L	02-01-01	2-3	29,8	43	0-4	3-6	22-36	30 / 70	18506+
5	10/13/2017	@ NJD	W	03-01-01	5-2	77,8p,13,77p,19p	13	3-5	3-4	28-23	70 / 35	13458
6	10/14/2017	@ PHI	L	03-02-01	2-8	13,19	17	0-2	1-2	23-37	37 / 31	19817+
7	10/17/2017	TOR	L	03-03-01	0-2		28	0-3	2-2	30-30	31 / 70	18506+
8	10/20/2017	@ DET	W*	04-03-01	4-3	65,83s,77p,8p	8	2-5	4-5	41-37	70 / 34	19515+
9	10/21/2017	FLA	L	04-04-01	1-4	29	63	0-4	4-6	42-23	34 / 31	18506+
10	10/26/2017	@ VAN	L	04-05-01	2-6	92,18	60	0-3	3-6	27-30	31 / 70	18293
11	10/28/2017	@ EDM	W	05-05-01	5-2	25,20,92,92,83	92	0-0	4-4	31-40	70 / 33	18347
12	10/29/2017	@ CGY	L	05-06-01	1-2	13	23	0-2	2-2	31-38	41 / 31	18327
13	11/02/2017	NYI	W	06-06-01	4-3	4,20,39,20	20	0-4	2-4	19-38	70 / 41	18506+
14	11/04/2017	@ BOS	W	07-06-01	3-2	43,8,43	43	0-2	3-4	27-33	70 / 40	17565+
15	11/06/2017	ARI	W*	08-06-01	3-2	25,8p,74	74	1-6	3-3	40-26	70 / 31	18506+
16	11/07/2017	@ BUF	L	08-07-01	1-3	8	67	0-1	4-4	25-32	40 / 31	17146
17	11/10/2017	PIT	W	09-07-01	4-1	74p,77p,18,13	77	2-6	4-4	31-28	70 / 30	18506+
18	11/12/2017	EDM	W**	10-07-01	2-1	9	77	0-3	0-0	19-30	70 / 1	18506+
19	11/14/2017	@ NSH	L	10-08-01	3-6	77p,39,77	22	1-3	4-5	29-31	35 / 70	17113+
20	11/16/2017	@ COL	L	10-09-01	2-6	10,92p	22	1-5	4-6	30-28	1 / 31	15070
21	11/18/2017	MIN	W	11-09-01	3-1	77p,9,92p	9	2-5	3-4	43-31	70 / 32	18506+
22	11/20/2017	CGY	L	11-10-01	1-4	20	23	0-3	3-5	30-39	41 / 70	18506+
23	11/22/2017	OTT	W	12-10-01	5-2	13,8,92p,13,39	92	1-1	3-3	25-31	70 / 41	18506+
24	11/24/2017	TBL	W	13-10-01	3-1	8,25,83	25	0-3	2-3	38-26	31 / 88	18506+
25	11/25/2017	@ TOR	W	14-10-01	4-2	8,8p,13,8	13	1-3	1-1	21-29	70 / 35	19404+
26	11/30/2017	LAK	L	14-11-01	2-5	92,92	36	0-2	2-2	29-27	32 / 70	18506+
27	12/02/2017	CBJ	W	15-11-01	4-3	10,39,8p,92	92	1-2	0-0	23-35	70 / 72	18506+
28	12/04/2017	SJS	W	16-11-01	4-1	25,8,10p,13p	8	2-6	1-1	29-25	31 / 31	18506+
29	12/06/2017	CHI	W	17-11-01	6-2	19,43,8,10p,92,43s	8	1-3	4-4	25-39	70 / 31	18506+
30	12/08/2017	NYR	W	18-11-01	4-2	83,19,2,43	2	0-4	3-3	40-29	70 / 30	18506+
31	12/11/2017	@ NYI	L	18-12-01	1-3	9	16	0-2	3-3	32-29	41 / 70	11053
32	12/12/2017	COL	W	19-12-01	5-2	13,74,10,2,25	10	0-1	4-4	27-24	70 / 1	18506+
33	12/14/2017	@ BOS	W	20-12-01	5-3	13,19p,39,39s,8	39	1-4	3-5	22-37	70 / 35	17565+
34	12/16/2017	ANA	W*	21-12-01	3-2	19,92,8	8	0-0	0-1	27-30	70 / 36	18506+
35	12/19/2017	@ DAL	W*	22-12-01	4-3	65,9,10,65	65	0-3	3-4	28-36	70 / 30	18112
36	12/22/2017	@ ARI	O*	22-12-02	2-3	77,92	9	0-2	1-2	17-27	31 / 31	10904
37	12/23/2017	@ VGK	L	22-13-02	0-3		89	0-4	2-2	26-28	29 / 70	18025+
38	12/27/2017	@ NYR	O**	22-13-03	0-1		36	0-2	3-3	30-37	31 / 31	18006+
39	12/28/2017	BOS	W**	23-13-03	4-3	20,8p,10	8	1-4	5-5	34-34	70 / 35	18506+
40	12/30/2017	NJD	W	24-13-03	5-2	43,29,74p,2,19	74	1-2	2-2	35-27	70 / 35	18506+
41	01/02/2018	@ CAR	W*	25-13-03	5-4	39,25,9,8,8	8	0-2	3-4	26-38	70 / 30	11989

\* Overtime

\*\* Shootout

s Shorthanded goal

p Power-play goal

ps Penalty shot

e Empty net goal

+ Sellout

# 2017-18 Game-by-Game Results

#	Date	Team	W-L-OT	Record	GF-GA	Scorers	W Goal	PP	PK	SF-SA	W-L Gltdr.	Attend.
42	01/07/2018	STL	W*	26-13-03	4-3	10p,8p,20,19	19	2-4	1-2	33-34	70 / 40	18506+
43	01/09/2018	VAN	W	27-13-03	3-1	74,20,92	20	0-2	2-3	36-38	31 / 25	18506+
44	01/11/2018	CAR	L	27-14-03	1-3	20	49	0-3	1-1	28-33	33 / 70	18506+
45	01/12/2018	@ CAR	W	28-14-03	4-3	20p,8,10,83	83	1-4	3-5	27-39	31 / 30	16239
46	01/18/2018	@ NJD	O*	28-14-04	3-4	10,9,10	9	0-5	3-3	19-32	1 / 70	14163
47	01/19/2018	MTL	L	28-15-04	2-3	74p,20	67	1-3	3-4	26-26	37 / 31	18506+
48	01/21/2018	PHI	O*	28-15-05	1-2	8p	11	1-3	3-3	28-23	37 / 70	18506+
49	01/25/2018	@ FLA	W	29-15-05	4-2	19p,8,74,10p	74	2-6	4-4	46-34	70 / 29	14033
50	01/31/2018	PHI	W	30-15-05	5-3	18,18,65p,77p,25	77	2-3	1-1	25-30	70 / 30	18506+
51	02/02/2018	@ PIT	L	30-16-05	4-7	8,9,92,8	17	0-3	1-4	33-39	30 / 70	18652+
52	02/04/2018	VGK	L	30-17-05	3-4	18,2,19	89	0-2	0-1	23-31	29 / 31	18506+
53	02/06/2018	@ CBJ	W	31-17-05	3-2	74p,43,19	19	1-1	3-3	25-39	70 / 72	16419
54	02/09/2018	CBJ	W	32-17-05	4-2	74,92,83,20p	83	1-4	3-3	17-37	70 / 72	18506+
55	02/11/2018	DET	O*	32-17-06	4-5	8p,10,9,19p	21	2-3	3-3	27-29	35 / 70	18506+
56	02/13/2018	@ WPG	O*	32-17-07	3-4	19,65,74	57	0-2	3-3	27-44	37 / 70	15321+
57	02/15/2018	@ MIN	W	33-17-07	5-2	43,8,65,19,43	65	0-2	4-5	27-34	31 / 40	19027+
58	02/17/2018	@ CHI	L	33-18-07	1-7	43	20	0-2	3-4	20-44	31 / 70	22066+
59	02/19/2018	@ BUF	W	34-18-07	3-2	8,74,92	92	0-1	3-3	30-34	31 / 31	18228
60	02/20/2018	TBL	L	34-19-07	2-4	20p,8	21	1-2	1-2	37-19	88 / 70	18506+
61	02/22/2018	@ FLA	L	34-20-07	2-3	20,65p	21	1-3	3-4	35-33	1 / 70	15312
62	02/24/2018	BUF	W	35-20-07	5-1	92,65,8p,20,8	65	1-1	2-2	36-29	31 / 40	18506+
63	02/26/2018	@ CBJ	L	35-21-07	1-5	8p	22	1-3	2-4	26-35	72 / 70	17386
64	02/27/2018	OTT	W	36-21-07	3-2	92,43,92	92	0-2	6-7	22-30	31 / 1	18506+
65	03/03/2018	TOR	W	37-21-07	5-2	92p,8,19p,74,13	19	2-2	2-2	34-29	70 / 31	29516
66	03/06/2018	@ ANA	L	37-22-07	0-4		14	0-3	0-1	36-18	36 / 70	15910
67	03/08/2018	@ LAK	L	37-23-07	1-3	13	22	0-3	1-1	26-29	32 / 31	18230+
68	03/10/2018	@ SJS	W	38-23-07	2-0	19,20	19	0-0	2-2	26-24	31 / 31	17562+
69	03/12/2018	WPG	W*	39-23-07	3-2	8p,8,92	92	1-4	3-3	43-28	31 / 37	18506+
70	03/15/2018	@ NYI	W	40-23-07	7-3	20,77,9,65,19p,74,77	65	1-1	3-3	22-38	31 / 33	10740
71	03/16/2018	NYI	W	41-23-07	6-3	77p,19p,2,39p,13,20	39	3-8	2-5	31-25	70 / 41	18506+
72	03/18/2018	@ PHI	L	41-24-07	3-6	8,18,74	17	0-3	3-3	28-35	34 / 31	19687+
73	03/20/2018	DAL	W	42-24-07	4-3	77,2,8p,74	74	1-3	3-4	32-27	70 / 32	18506+
74	03/22/2018	@ DET	W	43-24-07	1-0	10	10	0-3	4-4	26-39	31 / 35	19515+
75	03/24/2018	@ MTL	W	44-24-07	6-4	92p,43,43,83,92p,28	92	2-3	2-3	30-21	31 / 31	21302+
76	03/26/2018	@ NYR	W	45-24-07	4-2	77,2,8p,92s	8	1-3	4-4	33-30	31 / 40	18006+
77	03/28/2018	NYR	W*	46-24-07	3-2	65,20,92	92	0-3	4-5	33-37	70 / 30	18506+
78	03/30/2018	CAR	L	46-25-07	1-4	6	27	0-2	1-1	21-30	33 / 70	18506+
79	04/01/2018	@ PIT	W	47-25-07	3-1	77,9,43	9	0-5	5-5	34-37	31 / 30	18639+
80	04/02/2018	@ STL	W	48-25-07	4-2	19,39,65,8p	65	1-2	4-4	34-36	70 / 34	18841
81	04/05/2018	NSH	L	48-26-07	3-4	8p,92p,92	92	2-5	0-2	32-29	74 / 31	18506+
82	04/07/2018	NJD	W	49-26-07	5-3	8,19,6,8,65	8	0-2	1-1	26-26	70 / 35	18506+

\* Overtime

\*\* Shootout

s Shorthanded goal

p Power-play goal

ps Penalty shot

e Empty net goal

+ Sellout



# 2017-18 Results

## GOALS BY PERIOD

	1	2	3	OT	T	Avg
Washington Capitals:	76	87	85	8	256	( 3.1 avg.)
Opponents:	70	73	89	6	238	( 2.9 avg.)

## SHOTS BY PERIOD

	1	2	3	OT	T	Avg
Washington Capitals:	767	811	770	31	2379	(29.0 avg.)
Opponents:	841	875	861	36	2613	(31.9 avg.)

## POWER PLAY

	G	Att	%
Overall:	55	244	22.5 (7th NHL)
Home:	33	131	25.2 (7th NHL)
Road:	22	113	19.5 (15th NHL)

## PENALTY KILLING

	G	Att	%
Overall:	53	269	80.3 (T-15th NHL)
Home:	25	121	79.3 (23rd NHL)
Road:	28	148	81.1 (10th NHL)

## PENALTIES

GP	Min	Avg./Rank
82	800	9.8 (26th NHL)



# 2017-18 Home and Road Statistics

HOME					ROAD				
Player	G	A	P	+/-	Player	G	A	P	+/-
Evgeny Kuznetsov	17	31	48	-1	Alex Ovechkin	23	20	43	5
Alex Ovechkin	26	18	44	-2	Nicklas Backstrom	11	26	37	0
John Carlson	9	32	41	7	Evgeny Kuznetsov	10	25	35	4
Nicklas Backstrom	10	24	34	5	John Carlson	6	21	27	-7
Lars Eller	13	12	25	9	T.J. Oshie	12	14	26	-3
T.J. Oshie	6	15	21	5	Andre Burakovsky	8	10	18	2
Matt Niskanen	6	13	19	18	Tom Wilson	9	8	17	5
Tom Wilson	5	13	18	5	Brett Connolly	8	8	16	-8
Dmitry Orlov	3	13	16	5	Dmitry Orlov	7	8	15	5
Jay Beagle	3	11	14	8	Jakub Vrana	6	8	14	-4
Jakub Vrana	7	6	13	6	Lars Eller	5	8	13	-15
Devante Smith-Pelly	5	7	12	4	Alex Chiasson	5	5	10	-6
Chandler Stephenson	4	8	12	10	Matt Niskanen	1	9	10	6
Brett Connolly	7	4	11	2	Jay Beagle	4	4	8	-5
Christian Djoos	3	6	9	10	Brooks Orpik	0	8	8	-17
Alex Chiasson	4	4	8	7	Chandler Stephenson	2	4	6	3
Madison Bowey	0	8	8	-1	Christian Djoos	0	5	5	3
Andre Burakovsky	4	3	7	1	Devante Smith-Pelly	2	2	4	-10
Michal Kempny	2	1	3	4	Jakub Jerabek	1	3	4	1
Taylor Chorney	1	1	2	3	Madison Bowey	0	4	4	-2
Brooks Orpik	0	2	2	8	Taylor Chorney	0	2	2	5
Nathan Walker	1	0	1	2	Travis Boyd	0	1	1	1
Aaron Ness	0	1	1	2	Shane Gersich	0	0	0	0
Shane Gersich	0	1	1	-1	Tyler Graovac	0	0	0	-2
Travis Boyd	0	0	0	1	Nathan Walker	0	0	0	-1
Tyler Graovac	0	0	0	-1	Aaron Ness	0	0	0	0
Jakub Jerabek	0	0	0	-2	Liam O'Brien	0	0	0	0
Liam O'Brien	0	0	0	0	Michal Kempny	0	0	0	-3
					Anthony Peluso	0	0	0	0

# 2017-18 Even-Strength & Special Teams

Player	GP	EVEN STRENGTH			POWER PLAY			SHORTHANDED			GW	OT
		G	A	P	G	A	P	G	A	P		
Alex Ovechkin	82	32	24	56	17	14	31	0	0	0	7	3
Evgeny Kuznetsov	79	19	33	52	7	23	30	1	0	1	8	2
Nicklas Backstrom	81	14	31	45	7	19	26	0	0	0	4	1
John Carlson	82	11	25	36	4	28	32	0	0	0	4	1
Tom Wilson	78	13	20	33	0	1	1	1	0	1	1	0
Lars Eller	81	15	17	32	3	3	6	0	0	0	2	0
T.J. Oshie	74	9	20	29	9	9	18	0	0	0	3	0
Matt Niskanen	68	7	21	28	0	0	0	0	1	1	1	0
Dmitry Orlov	82	10	17	27	0	4	4	0	0	0	2	0
Jakub Vrana	73	12	12	24	1	2	3	0	0	0	2	0
Brett Connolly	70	11	11	22	4	1	5	0	0	0	2	0
Andre Burakovsky	56	10	11	21	2	2	4	0	0	0	5	1
Jay Beagle	79	6	15	21	0	0	0	1	0	1	2	0
Chandler Stephenson	67	6	12	18	0	0	0	0	0	0	0	0
Devante Smith-Pelly	75	7	9	16	0	0	0	0	0	0	1	0
Christian Djoos	63	3	11	14	0	0	0	0	0	0	0	0
Alex Chiasson	61	7	7	14	1	0	1	1	2	3	2	0
Madison Bowey	51	0	12	12	0	0	0	0	0	0	0	0
Brooks Orpik	81	0	10	10	0	0	0	0	0	0	0	0
Jakub Jerabek	11	1	3	4	0	0	0	0	0	0	0	0
Michal Kempny	22	2	1	3	0	0	0	0	0	0	0	0
Taylor Chorney	24	1	2	3	0	0	0	0	1	1	0	0
Nathan Walker	7	1	0	1	0	0	0	0	0	0	0	0
Shane Gersich	3	0	1	11	0	0	0	0	0	0	0	0
Aaron Ness	8	0	1	1	0	0	0	0	0	0	0	0
Travis Boyd	8	0	1	1	0	0	0	0	0	0	0	0
Tyler Graovac	5	0	0	0	0	0	0	0	0	0	0	0
Liam O'Brien	3	0	0	0	0	0	0	0	0	0	0	0
Anthony Peluso	2	0	0	0	0	0	0	0	0	0	0	0



# 2017-18 Situational Statistics

## GOALS BY PERIOD

	1st	2nd	3rd	OT
Nicklas Backstrom	6	7	7	1
Jay Beagle	1	2	4	
Madison Bowey				
Travis Boyd				
Andre Burakovsky	2	7	2	1
John Carlson	4	6	3	1
Alex Chiasson	2	3	4	
Taylor Chorney	1			
Brett Connolly	4	3	8	
Christian Djoos	1	2		
Lars Eller	6	5	7	
Shane Gersich				
Tyler Graovac				
Philipp Grubauer				
Braden Holtby				
Jakub Jerabek			1	
Michal Kempny	1	1		
Evgeny Kuznetsov	7	7	11	2
Aaron Ness				
Matt Niskanen	1	3	3	
Liam O'Brien				
Dmitry Orlov	2	5	3	
Brooks Orpik				
T.J. Oshie	8	6	4	
Alex Ovechkin	17	15	14	3
Anthony Peluso				
Devante Smith-Pelly	4	1	2	
Chandler Stephenson	1	2	2	
Jakub Vrana	4	5	4	
Nathan Walker		1		
Tom Wilson	6	4	4	
Total	76	87	85	8

## SITUATIONAL GOALS

	For	Against
5 on 5:	171	154
5 on 4:	49	5
5 on 3:	2	0
4 on 4:	2	4
4 on 3:	1	0
3 on 3:	7	5
3 on 4:	0	1
3 on 5:	0	2
4 on 5:	3	48
Empty Net:	16	12
Penalty Shots:	0	1
Total:	256	238

**Quickest back-to-back goals scored: 0:26, 10/7/17 vs. MTL**

**Quickest back-to-back goals scored, one player: 0:47, Chandler Stephenson, 1/31/18 vs. PHI**

**Quickest back-to-back goals allowed: 0:09, twice, m.r. 2/11/18 vs. DET**

**Fastest goal to start a game: 0:14, Jay Beagle, 12/8/17 vs. NYR**

**Fastest goal allowed to start a game: 0:17, Gabriel Landeskog, 11/16/17 at COL**

**Fastest goal to start a period: 0:14, Jay Beagle, 12/8/17 vs. NYR, 1st**

**Fastest goal allowed to start a period: 0:14, Sam Reinhart, 2/24/18 vs. BUF, 3rd**

**Fastest goal after an opponent's goal: 0:12, Alex Chiasson, 11/2/17 vs. NYI, 2nd**

**5-on-3 PP Goals/Opp.: 1-4/3:06**

**5-on-3 PK Kill/Opp.: 2-2/2:02**

**4-on-4 Goals/Opp.: 1-39/51:44**

**4-on-3 PP Goals/Opp.: 1-4/1:47**

**4-on-3 PK Kill/Opp.: 1-4/4:17**

**3-on-3 Goals/Opp.: 6-16/40:30**

# 2017-18 Situational Statistics

Last 10 Games:	8-2-0	Allowing five or more goals:	0-8-1	October:	5-6-1
Last 10 at home:	8-2-0	Allowing four goals:	3-7-3	November:	9-4-0
Last 10 on road:	7-3-0	Allowing three goals:	13-8-1	December:	10-2-2
1-Goal Games:	20 - 6 - 7	Allowing two goals:	22-2-1	January:	5-2-2
2-Goal Games	15 - 6	Allowing one goal:	9-0-0	February:	6-6-2
3-Goal Games	14 - 14	Not allowing a goal:	2-0-1	March:	10-4-0
				April:	3-1-0
Scoring first	30 - 4 - 3	Out shooting opponent	19-8-1	Playing on a Monday:	6-3-1
Opponent scoring first	19 - 22 - 4	Outshot by opponent:	28-16-6	Playing on a Tuesday:	7-5-1
		Even shots:	2-2-0	Playing on a Wednesday:	4-1-1
Leading after 1 period	28 - 0 - 1	Washington has 10-19 shots on net:	3-0-2	Playing on a Thursday:	8-7-1
Trailing after 1 period	7 - 15 - 0	Washington has 20-29 shots on net:	23-14-4	Playing on a Friday:	8-3-1
Tied after 1 period	14 - 11 - 6	Washington has 30-39 shots on net:	17-10-1	Playing on a Saturday:	13-4-0
		Washington has 40+ shots on net:	6-1-0	Playing on a Sunday:	3-2-2
Leading after 2 periods	36 - 1 - 3	Opponent has 10-19 shots on net:	0-2-0	Record in first of back-to-back games:	8-3-3
Trailing after 2 periods	3 - 18 - 2	Opponent has 20-29 shots on net:	17-8-3	Record in second of back-to-back games:	7-7-0
Tied after 2 periods	10 - 7 - 2	Opponent has 30-39 shots on net:	31-14-2	Record in second following a win:	3-5-0
Overtime:	11 - 7	Opponent has 40+ shots on net:	1-1-2	Record in second following a loss:	3-0-0
Shootout:	3 - 1			At night:	44-23-5
Washington scores five or more goals:	17-0-0	Washington has more penalties than opponent:	27-14-3	Afternoon (before 6 p.m.):	4-2-2
Washington scores four goals:	16-1-1	Opponent has more penalties:	15-8-1	vs. Metropolitan:	17-8-3
Washington scores three goals:	13-3-3	Penalties are even:	7-3-3	vs. Atlantic:	16-6-2
Washington scores two goals:	1-8-1	Washington scores on the power play:	29-7-3	vs. Central:	9-4-1
Washington scores one goal	2-11-1	Opponent scores on the power play:	19-16-2	vs. Pacific:	7-8-1
Washington is shutout (not incl. shootout):	0-2-1	Washington fails to score on the power play:	18-16-4	vs. EAST:	33-14-5
		Opponent fails to score on the power play:	30-8-5	vs. WEST:	16-12-2

## SCORING BY MONTH

PLAYER	OCT.	NOV.	DEC.	JAN.	FEB.	MARCH	APRIL
Nicklas Backstrom	3-9-12	0-7-7	5-7-12	2-5-7	5-3-8	4-14-18	2-4-6
Jay Beagle	2-2-4	1-2-3	1-3-4	1-3-4	1-3-4	1-2-3	
Madison Bowey	0-3-3	0-2-2	0-3-3	0-4-4		0-1-1	
Travis Boyd							
Andre Burakovsky	1-3-4		2-2-4	1-1-2	4-3-7	2-3-5	2-1-3
John Carlson	0-7-7	2-9-11	2-11-13	3-6-9	4-6-10	3-10-13	0-3-3
Alex Chiasson	0-1-0	3-1-4	3-0-3	1-1-2	0-1-1	1-4-5	1-0-1
Taylor Chorney	0-1-1	1-1-2		0-1-1			
Brett Connolly	1-1-2	1-1-2	6-1-7	5-0-5	1-5-6	1-2-3	0-2-2
Christian Djoos	2-1-3		1-3-4	0-2-2	0-4-4		
Lars Eller	1-4-5	3-4-7	1-4-5	5-3-8	4-3-7	4-2-6	
Shane Gersich							0-1-1
Philipp Grubauer					0-1-1		
Jakub Jerabek						1-2-3	0-1-1
Michal Kempny						1-0-1	1-1-2
Evgeny Kuznetsov	3-12-15	5-8-13	4-7-11	1-6-7	6-8-14	6-10-16	2-4-6
Aaron Ness	0-1-1						
Matt Niskanen	0-1-1	0-3-3	3-4-7	0-2-2	1-9-10	3-2-5	0-1-1
Liam O'Brien							
Dmitry Orlov	0-1-1	2-4-6	2-3-5	2-2-4	2-5-7	1-6-7	1-0-1
Brooks Orpik	0-1-1	0-3-3	0-1-1	0-3-3		0-1-1	0-1-1
T.J. Oshie	6-4-10	3-9-12	1-1-2	1-5-6	0-5-5	5-5-10	1-1-2
Alex Ovechkin	10-5-15	8-2-10	6-10-16	6-6-12	9-9-18	5-5-10	4-0-4
Devante Smith-Pelly	1-3-4	2-1-3	2-3-5	2-0-2	0-2-2		
Chandler Stephenson	1-0-1	0-4-4	0-3-3	2-1-3	1-1-2	0-2-2	0-1-1
Jakub Vrana	3-3-6	4-1-5	3-2-5	0-1-1	0-3-3	3-3-6	
Nathan Walker	1-0-1						
Tom Wilson	0-1-1	2-5-7	4-6-10	0-2-2	5-1-6	2-3-5	1-1-2

# 2017-18 Statistics & Notes

## CAPITALS MULTIPLE GAMES

	Goals			Assists			Points					
	2	3+	Total	2	3+	Total	2	3	4	5	Total	
Nicklas Backstrom					11	2	13	9	6	2		17
Jay Beagle					1		1	2				2
Madison Bowey					2		2	2				2
Andre Burakovsky	1			1	1		1	5	1			6
John Carlson					10		10	13	2			15
Alex Chiasson	1			1	1		1	1	1			2
Brett Connolly	1			1				1				1
Christian Djoos								2				2
Lars Eller	1			1	3		3	6	1			7
Michal Kempny								1				1
Evgeny Kuznetsov	5			5	6	5	11	15	6	2		23
Matt Niskanen					3		3	4				4
Dmitry Orlov					1		1	1	1			2
Brooks Orpik												
T.J. Oshie	4			4	2	1	3	6	2			8
Alex Ovechkin	5	2	1	8	3	4	7	14	7	3		24
Chandler Stephenson	1			1	1		1	2				2
Jakub Vrana	1			1	1		1	3				3
Nathan Walker												
Tom Wilson	4			4	1		1	3	1	1		5
Total	24	2	1	27	49	12	61	89	28	8		125

## CAPITALS THREE STARS

	1st	2nd	3rd	Selections
Nicklas Backstrom	3	5	4	12
Jay Beagle	1		2	3
Madison Bowey			1	1
Andre Burakovsky	1			1
John Carlson	6	3	1	10
Alex Chiasson	1	1		2
Brett Connolly		2	2	4
Christian Djoos		2	1	3
Lars Eller	1	3	3	7
Philipp Grubauer	7	3		10
Braden Holtby	5	7	3	14
Michal Kempny		1		1
Evgeny Kuznetsov	6	7	4	16
Matt Niskanen	1	1	1	3
Dmitry Orlov		2	2	4
T.J. Oshie	1	3	3	7
Alex Ovechkin	10	7	5	22
Devante Smith-Pelly			2	2
Chandler Stephenson	1		1	2
Jakub Vrana	1		1	2
Nathan Walker		1		1
Tom Wilson	1	1	2	4

## RECORD WITH A

	GOAL	POINT
MATT NISKANEN	6-1-0	20-5-0
MICHAL KEMPNY	1-1-0	1-1-0
ALEX OVECHKIN	28-6-2	37-9-3
DMITRY ORLOV	6-2-2	20-6-2
BRETT CONNOLLY	11-1-2	17-5-3
JAKUB VRANA	9-3-0	18-4-1
CHANDLER STEPHENSON	2-2-0	11-4-0
NICKLAS BACKSTROM	17-2-2	34-5-2
LARS ELLER	12-5-0	21-8-1
MADISON BOWEY	0-0-0	9-1-0
DEVANTE SMITH-PELLEY	7-0-0	13-2-1
JAKUB JERABECK	1-0-0	4-0-0
CHRISTIAN DJOOS	1-2-0	6-5-1
ALEX CHIASSON	7-1-0	10-1-2
TOM WILSON	9-1-0	21-4-2
BROOKS ORPIK	0-0-0	6-3-1
AARON NESS	0-0-0	1-0-0
SHANE GERSICH	0-0-0	1-0-0
ANDRE BURAKOVSKY	9-1-1	14-2-2
TRAVIS BOYD	0-0-0	0-1-0
JOHN CARLSON	12-1-1	37-8-5
T.J. OSHIE	11-1-2	22-9-4
NATHAN WALKER	1-0-0	1-0-0
JAY BEAGLE	7-0-0	15-3-2
EVGENY KUZNETSOV	16-5-1	36-8-5
PHILIPP GRUBAUER	0-0-0	1-0-0



# 2017-18 Highs, Lows & Streaks

## TEAM

Most goals, game: 7 – 3/15/18 at NYI  
 Most goals, period: 4 – twice, m.r. 3/26/18 vs. NYR  
 Most goals allowed, game: 8 – 10/14/17 at PHI  
 Most goals allowed, period: 4 – 11/14/17 at NSH  
 Most shots, game: 46 – 1/25/18 at FLA  
 Most shots, period: 22 – 11/18/17 vs. MIN  
 Most shots allowed, game: 44 – twice, m.r. 2/17/18 at CHI  
 Most shots allowed, period: 21 – 2/17/18 at CHI  
 Fewest shots, game: 17 – twice, m.r. 2/9/18 vs. CBJ  
 Fewest shots, period (regulation): 2 – three times, m.r. 2/11/18 vs. DET  
 Fewest shots allowed, game: 18 – 3/6/18 at ANA  
 Fewest shots allowed, period (regulation): 3 – 3/10/18 at SJ  
 Most power-play goals, game: 3 – twice, m.r. 3/16/18 vs. NYI  
 Most power-play goals allowed, game: 3 – four times, m.r. 3/16/18 vs. NYI  
 Most shorthanded goals, game: 1 – four times, m.r. 3/26/18 at NYR  
 Most shorthanded goals allowed, game: 1 – four times, m.r. 2/13/18 at WPG  
 Largest margin of victory: 5 – 10/7/17 vs. MTL  
 Largest margin of defeat: 6 – twice, m.r. 2/17/18 at CHI  
 Longest winning streak: 5 – twice, m.r. 3/20/18 – 3/28/18: 5-0-0  
 Longest home winning streak: 10 – 12/2/17 – 1/9/18: 10-0-0  
 Longest road winning streak: 5 – 3/22/18 – 4/2/18: 5-0-0  
 Longest losing streak: 2 – four times, m.r. 3/6/18 – 3/9/17: 0-2-0  
 Longest home losing streak: 3 – 10/11/17 – 10/21/17: 0-3-0  
 Longest road losing streak: 4 – 2/22/18 – 3/8/18: 0-4-0  
 Largest deficit overcome in a win: 2, six times, m.r. 1/31/18 vs. PHI  
 Largest deficit overcome in an OT or SO loss: 3, 2/11/18 vs. DET  
 Largest lead surrendered in a regulation loss: 1, three times, m.r. 3/30/18 vs. CAR  
 Largest lead surrendered in an OT or SO loss: 2, twice, m.r. 2/13/18 at WPG

## INDIVIDUAL

Most goals, game: 4 – Alex Ovechkin: 10/7/17 vs. MTL  
 Most goals, period: 3 – Alex Ovechkin: 10/7/17 vs. MTL  
 Most assists, game: 4 –  
     Evgeny Kuznetsov: 10/7/17 vs. MTL  
     Nicklas Backstrom, 3/24/18 at MTL  
 Most points, game: 4 –  
     Alex Ovechkin, three times, m.r.: 2/15/18 vs. MIN.  
     Evgeny Kuznetsov: twice, m.r. 2/24/18 vs. BUF.  
     Tom Wilson, 12/6/17 vs. CHI  
     Nicklas Backstrom, twice, m.r.: 3/24/18 at MTL,  
 Most power-play goals, game: 2, twice, m.r. Evgeny Kuznetsov, 3/24/18 at MTL  
 Most shorthanded goals, game: 1, four times, m.r. Evgeny Kuznetsov, 3/26/18 at NYR  
 Most penalty minutes, game: 19 –  
     Tom Wilson: 10/26/17 at VAN  
     Devante Smith-Pelly: 1/9/18 vs. VAN  
 Most saves, game: 40, Braden Holtby: 2/13/18 at WPG  
 Most saves, period: 20, Philipp Grubauer: 1/9/18 vs. VAN  
 Most ice time, game: 30:51, John Carlson, 1/2/18 at CAR  
 Most shots on goal, game: 11, Alex Ovechkin: 2/24/18 vs. BUF  
 Most face-off wins, game: 17, Jay Beagle, 2/27/18 vs. OTT  
 Most face-offs taken, game: 27, Nicklas Backstrom, 10/21/17 vs. FLA  
 Most hits, game: 9, Tom Wilson, 3/20/18 vs. DAL  
 Most blocked shots, game: 8, twice, m.r. John Carlson 11/24/17 at TB  
 Longest point streak: 8 games, Evgeny Kuznetsov: 1/25/18 – 2/13/18: 2-9-11  
 Longest goal streak: 4 games, Lars Eller, 1/7/18 – 1/12/18: 4 goals  
 Longest assist streak: 8 games – Evgeny Kuznetsov: 1/25/18 – 2/13/18: 9 assists



# 2017-18 Shootouts & Penalty Shots

## SHOOTOUTS

Date	Shootout Score	Rounds	Clinching Goal	Goaltender	Site
10/5/17	Washington 2 - Ottawa 1	3	Evgeny Kuznetsov	Braden Holtby	Ottawa
11/12/17	Washington 1 - Edmonton 0	3	T.J. Oshie	Braden Holtby	Washington
12/27/17	New York 2 - Washington 0	2	Mats Zuccarello	Philipp Grubauer	New York
12/28/17	Washington 1 - Boston 0	3	Alex Ovechkin	Braden Holtby	Washington

Player	Goals/Shots	Pct.	GDG
Alex Ovechkin	2 / 3	66.7	1
Evgeny Kuznetsov	1 / 3	33.3	1
T.J. Oshie	1 / 4	25.0	1
Nicklas Backstrom	0 / 1	0.0	0

## Goaltenders

Braden Holtby	3-0 record, 9 attempts, 1 GA (Career: 21-14 record, 135 attempts, 44 GA)
Philipp Grubauer	0-1 record, 2 attempts, 2 GA (Career: 4-5 record, 345 attempts, 12 GA)

## PENALTY SHOTS

### Capitals

Chandler Stephenson: 11/18/17 vs. MIN., stopped  
Evgeny Kuznetsov: 3/28/18 vs. NYR, stopped

### Opponents

Gabriel Landeskog: 11/16/18 at COL, goal

# 2017-18 GAME-BY-GAME STATISTICS

Date	Opp.	Niskanen #2	Kempny #6	Ovechkin #8	Orlov #9	Connolly #10	Vrana #13	Stephenson #18
Oct 5	@ OTT	0-1,2/1 25:03		3-0,6/3 19:11	0-0,1/1 26:06	1-0,1/2 11:11	0-2,5/3 17:16	DNP
Oct 7	Vs MTL	0-0,1/1 20:16		4-0,8/3 17:44	0-0,0/1 21:55	0-0,1/1 12:30	0-1,1/1 15:15	DNP
Oct 9	@ TBL	0-0,0/-1 25:55		0-0,4/-2 17:09	0-0,1/-1 27:33	0-0,3/0 12:39	0-0,0/-2 12:59	DNP
Oct 11	Vs PIT	0-0,1/0 22:13		1-0,7/1 19:36	0-0,1/0 21:27	0-1,1/1 11:12	0-0,1/1 15:09	DNP
Oct 13	@ NJD	0-0,0/0 12:18		1-1,4/0 19:00	0-0,1/0 21:05	0-0,0/0 11:25	1-0(W),3/1 12:56	DNP
Oct 14	@ PHI	INJ		0-0,6/-4 14:25	0-0,4/-3 23:07	0-0,0/0 14:31	1-0,4/-1 12:06	DNP
Oct 17	Vs TOR	INJ		0-0,4/-1 20:44	0-0,1/-1 22:51	0-0,0/-1 08:35	0-0,3/0 12:58	DNP
Oct 20	@ DET	INJ		1-0(W),7/-1 19:45	0-1,1/1 27:37	0-0,1/0 12:40	0-0,3/0 14:20	DNP
Oct 21	Vs FLA	INJ		0-0,4/-1 17:30	0-0,1/0 23:16	0-0,1/-1 11:59	0-0,2/0 12:07	DNP
Oct 26	@ VAN	INJ		0-1,3/-1 21:32	0-0,0/-1 21:14	0-0,0/-1 05:19	1-0,2/1 13:23	1-0,2/1 13:20
Oct 28	@ EDM	INJ		0-3,5/4 16:22	0-0,2/0 22:52	DNP	0-0,0/-1 13:20	0-0,0/1 10:08
Oct 29	@ CGY	INJ		0-0,3/-1 18:41	0-0,3/-1 21:10	DNP	1-0,3/1 15:19	0-0,0/0 15:49
Nov 2	Vs NYI	INJ		0-0,2/-1 20:08	0-0,2/0 22:54	DNP	0-0,3/0 14:53	0-2,0/3 12:11
Nov 4	@ BOS	INJ		1-0,4/0 17:21	0-1,1/2 18:54	DNP	0-0,1/0 10:40	0-1,0/2 12:17
Nov 6	Vs ARI	INJ		1-0,6/1 20:49	0-0,4/0 24:19	DNP	0-0,3/-1 17:03	0-0,0/-1 10:26
Nov 7	@ BUF	INJ		1-0,5/0 19:34	0-0,5/0 24:24	DNP	0-0,2/-1 12:07	0-0,0/-1 09:27
Nov 10	Vs PIT	INJ		0-1,2/0 21:38	0-0,2/-1 24:12	DNP	1-0,3/0 10:53	1-0,2/1 11:57
Nov 12	Vs EDM	INJ		0-0,0/0 23:48	1-0,4/1 25:24	0-0,0/-1 06:29	0-0,1/1 15:00	0-0,0/0 16:52
Nov 14	@ NSH	0-0,4/0 20:33		0-0,8/-1 20:31	0-0,3/-1 27:07	0-1,0/-1 08:52	0-0,2/-1 13:15	0-1,0/0 08:59
Nov 16	@ COL	0-0,3/-1 17:56		0-0,4/-1 16:49	0-0,0/0 20:45	1-0,1/0 10:40	DNP	0-0,0/0 16:09
Nov 18	Vs MIN	0-1,5/1 21:34		0-1,4/0 16:46	1-0(W),3/1 24:18	0-0,2/0 09:03	0-0,3/0 08:16	0-0,2/1 15:42
Nov 20	Vs CGY	0-0,1/-1 21:03		0-0,5/-1 19:30	0-0,1/-1 23:51	0-0,0/0 05:51	0-1,2/1 10:59	0-0,1/0 15:22
Nov 22	Vs OTT	0-0,0/1 21:41		1-0,3/1 17:05	0-1,2/0 22:00	0-0,2/0 09:47	2-0,5/1 13:08	0-0,0/0 12:26
Nov 24	Vs TBL	0-1,2/3 24:30		1-0,9/1 18:19	0-1,3/2 22:16	0-0,0/0 09:57	0-0,2/0 14:24	0-0,0/1 09:59
Nov 25	@ TOR	0-1,0/2 24:14		3-0,4/2 18:44	0-0,1/2 26:25	DNP	1-0(W),1/1 12:59	0-0,1/1 14:24
Nov 30	Vs LAK	0-0,5/0 22:54		0-0,4/-2 21:47	0-1,2/0 24:21	DNP	0-0,2/2 17:13	0-0,0/-2 08:44
Dec 2	Vs CBJ	0-1,4/-1 24:55		1-0,4/-2 17:27	0-0,1/0 23:15	1-0,1/1 11:22	0-0,2/1 15:09	0-0,1/1 09:44
Dec 4	Vs SJS	0-0,2/0 22:12		1-1(W),4/0 22:29	0-1,3/-1 22:27	1-0,2/0 13:47	1-0,4/0 14:13	DNP
Dec 6	Vs CHI	0-1,2/4 21:18		1-3(W),6/3 16:55	0-1,0/2 21:34	1-0,2/-1 12:11	0-0,1/0 14:11	0-0,0/0 12:20
Dec 8	Vs NYR	1-0(W),3/1 24:04		0-1,5/3 20:31	0-1,2/0 22:40	0-0,1/0 15:38	0-0,1/-2 11:12	0-1,2/1 11:10
Dec 11	@ NYI	0-0,1/-1 18:29		0-0,6/-1 22:26	1-0,4/0 21:56	0-0,0/-1 15:22	0-0,1/0 13:38	0-1,0/1 12:12
Dec 12	Vs COL	1-0,2/2 25:05		0-0,2/2 15:18	0-0,0/1 23:39	1-0(W),1/0 10:39	1-0,1/0 13:00	0-1,0/1 14:27
Dec 14	@ BOS	0-2,1/3 22:58		1-1,4/2 20:45	0-0,2/2 21:33	0-0,0/0 14:38	1-0,2/2 09:09	0-0,0/-1 13:01
Dec 16	Vs ANA	0-0,0/1 25:23		1-1(W),4/2 22:49	0-0,0/2 24:29	0-0,0/0 13:12	0-1,1/1 16:07	0-0,0/-1 11:09
Dec 19	@ DAL	0-0,2/0 23:10		0-0,4/0 19:51	1-0,1/0 23:39	1-1,2/1 12:54	0-0,1/-1 11:36	0-0,0/0 09:57
Dec 22	@ ARI	0-0,0/0 23:52		0-0,2/1 21:21	0-0,2/0 24:29	0-0,0/0 11:39	0-1,1/1 12:34	0-0,0/0 12:07
Dec 23	@ VGK	0-0,3/-1 23:41		0-0,3/-1 20:23	0-0,4/0 24:15	0-0,0/0 13:46	0-0,0/0 13:19	0-0,1/-1 12:27
Dec 27	@ NYR	0-0,3/0 24:31		0-0,4/0 21:18	0-0,0/0 24:32	0-0,1/0 08:50	0-0,4/0 16:46	DNP
Dec 28	Vs BOS	0-0,2/1 25:02		1-0,4/0 23:00	0-0,2/-1 22:37	1-0,1/1 11:51	0-0,2/-1 11:32	DNP
Dec 30	Vs NJD	1-0,1/2 22:11		0-3,6/1 20:00	0-0,1/1 21:27	0-0,1/0 10:48	0-0,0/0 10:38	0-0,1/0 14:39
Jan 2	@ CAR	INJ		2-0(W),2/3 20:01	1-0,3/2 21:13	0-0,0/-1 12:45	0-0,1/-1 15:17	0-1,1/1 09:53
Jan 7	Vs STL	0-0,1/0 24:19		1-1,2/-1 22:50	0-0,2/0 26:34	1-0,5/1 14:43	0-0,2/-1 13:50	DNP
Jan 9	Vs VAN	0-1,3/1 21:23		0-1,2/1 19:25	0-1,1/1 20:49	0-0,1/1 12:36	0-0,6/1 12:27	0-0,0/0 09:37
Jan 11	Vs CAR	0-0,2/0 20:58		0-0,5/-3 22:40	0-0,0/0 22:12	0-0,4/0 14:04	0-0,1/0 18:01	0-0,0/0 08:24
Jan 12	@ CAR	0-0,3/2 22:18		1-2,3/2 22:34	0-0,1/1 22:56	1-0,1/1 13:51	0-1,1/-1 11:46	0-0,0/0 09:33
Jan 18	@ NJD	0-0,2/-1 20:40		0-0,2/-1 21:48	1-0,2/2 21:41	2-0,4/1 16:05	0-0,0/0 14:34	0-0,0/0 11:12
Jan 19	Vs MTL	0-1,3/0 19:26		0-1,1/-1 21:06	0-1,0/0 20:08	0-0,1/-1 13:51	0-0,1/1 08:17	0-0,1/0 12:51
Jan 21	Vs PHI	0-0,3/0 21:14		1-0,4/-1 18:05	0-0,3/0 23:06	0-0,0/0 12:21	0-0,0/0 06:25	0-0,0/0 14:34
Jan 25	@ FLA	0-0,2/-1 22:08		1-1,8/2 24:54	0-0,0/-1 20:41	1-0,2/0 09:58	0-0,0/0 09:11	0-0,2/0 12:50
Jan 31	Vs PHI	0-0,2/0 24:03		0-0,2/-2 23:40	0-0,2/0 23:49	0-0,2/1 09:40	DNP	2-0,2/1 10:39
Feb 2	@ PIT	0-1,1/0 23:04		2-1,5/2 19:51	1-1,2/0 23:27	0-0,1/0 13:29	DNP	0-0,1/-1 12:29
Feb 4	Vs VGK	1-1,2/0 22:01		0-0,1/0 21:14	0-1,1/0 21:57	0-0,2/-2 14:04	0-0,1/-1 11:25	1-0,1/1 11:26
Feb 6	@ CBJ	0-0,2/-1 23:17		0-2,8/2 18:49	0-0,0/1 22:20	0-0,0/-1 10:27	0-0,2/-1 13:02	0-0,1/0 16:03
Feb 9	Vs CBJ	0-1,0/1 21:57		0-0,0/-2 20:45	0-0,2/0 22:50	0-0,0/0 10:55	0-1,2/1 14:52	0-1,1/1 11:01
Feb 11	Vs DET	0-0,0/-2 21:56		1-1,3/-2 20:43	1-0,1/2 22:48	1-0,1/1 14:26	0-0,3/-1 11:41	0-0,0/0 12:20
Feb 13	@ WPG	0-0,2/0 26:05		0-1,5/-2 20:50	0-0,1/-1 25:36	0-1,1/1 12:56	DNP	0-0,0/0 13:19
Feb 15	@ MIN	0-0,1/1 21:43		1-3,7/4 17:48	0-1,2/1 21:12	0-1,1/1 10:25	0-0,1/-1 13:03	0-0,1/0 13:26
Feb 17	@ CHI	0-1,2/-1 24:52		0-0,0/-1 18:22	0-0,0/0 24:12	0-0,2/-3 10:01	DNP	0-0,1/-1 12:17
Feb 19	@ BUF	0-0,2/0 22:44		1-0,3/0 17:54	0-0,2/2 23:49	0-0,1/-1 10:42	0-1,2/1 12:01	0-0,1/0 13:09
Feb 20	Vs TBL	0-1,5/1 27:12		1-0,9/0 23:14	0-1,1/0 25:11	0-1,0/0 14:24	0-0,0/-1 14:46	0-0,0/-1 08:51
Feb 22	@ FLA	0-0,1/0 23:20	0-0,1/-1 14:15	0-1,5/-1 21:47	0-0,2/0 25:17	1-1,2/0 14:07	0-0,1/0 12:12	0-0,1/0 07:11
Feb 24	Vs BUF	0-2,1/1 23:58	0-0,0/0 16:59	2-0,11/0 18:53	0-1,1/1 23:50	0-1,1/1 15:05	DNP	0-0,1/2 14:09
Feb 26	@ CBJ	0-0,0/-1 20:22	0-0,2/-1 18:04	0-0,8/-2 22:08	0-0,1/-1 21:57	0-0,0/-1 14:30	DNP	0-0,0/0 12:37
Feb 27	Vs OTT	0-2,2/2 22:57	0-0,0/0 15:58	0-0,1/-1 18:27	0-0,0/0 21:05	0-0,1/0 10:12	0-1,3/2 09:23	0-0,0/0 11:17
Mar 3	Vs TOR	0-0,2/1 24:05	0-0,3/0 19:26	0-1,3/0 19:31	0-1,1/1 21:32	0-0,0/0 11:50	1-0,3/1 12:59	0-1,0/1 11:48
Mar 6	@ ANA	0-0,1/0 20:49	0-0,2/-1 17:25	0-0,2/-2 24:38	0-0,2/-1 24:18	0-0,1/-1 15:17	0-0,3/-1 11:16	0-0,0/0 10:18
Mar 8	@ LAK	0-0,2/0 19:32	0-0,3/-1 17:21	0-0,3/-1 24:25	0-0,2/0 22:43	0-0,0/-1 17:29	1-0,1/0 11:06	DNP
Mar 10	@ SJS	0-1,3/1 23:39	0-0,0/1 18:34	0-0,6/0 16:54	0-1,0/1 24:22	0-1,0/1 13:28	0-0,2/0 12:38	0-0,0/0 10:39
Mar 12	Vs WPG	0-0,1/0 25:14	0-0,2/0 16:16	2-0,8/0 23:07	0-0,2/0 24:26	0-0,2/0 15:48	0-0,2/0 10:04	0-1,0/1 10:29
Mar 15	@ NYI	0-1,0/3 22:28	0-0,2/2 18:19	0-1,2/2 18:44	1-2,2/2 20:54	0-1,0/0 08:18	0-1,2/0 09:38	0-0,0/-1 12:26
Mar 16	Vs NYI	1-0,2/2 22:19	0-0,0/1 12:36	0-1,3/0 22:06	0-1,0/1 20:02	DNP	1-1,3/1 09:12	DNP
Mar 18	@ PHI	0-0,1/1 23:54	0-0,2/-2 12:31	1-1,2/-1 18:48	0-0,3/-2 24:54	DNP	0-1,2/1 14:01	1-0,1/1 14:30
Mar 20	Vs DAL	1-0,3/-1 25:29	0-0,0/0 17:36	1-2,6/1 22:13	0-0,1/0 24:33	0-0,1/1 08:11	0-0,3/1 07:05	0-0,2/0 13:24
Mar 22	@ DET	0-0,1/1 23:40	0-0,4/0 16:22	0-0,4/0 23:01	0-0,1/1 23:04	1-0(W),2/1 09:17	0-1,0/1 08:25	0-0,0/0 10:01
Mar 24	@ MTL	0-0,1/0 23:20	0-0,1/0 16:25	0-0,4/0 19:38	0-1,1/-1 21:33	0-0,0/-2 11:09	0-0,1/-3 09:30	0-0,0/1 13:05
Mar 26	@ NYR	1-0,2/1 22:49	0-0,1/-1 15:42	1-1(W),8/1 17:41	0-0,3/2 24:39	0-0,0/-1 11:16	0-0,1/0 08:53	0-0,2/0 12:09
Mar 28	Vs NYR	0-0,3/0 25:03	0-0,2/-1 15:49	0-0,2/2 20:22	0-0,0/0 23:31	DNP	DNP	0-0,0/0 09:03
Mar 30	Vs CAR	0-0,0/-1 22:46	1-0,2/0 18:50	0-0,2/-3 21:16	0-0,1/-2 25:27	0-0,0/-1 10:57	0-0,3/0 14:29	0-0,1/-1 09:42
Apr 1	@ PIT	0-1,0/0 18:28	0-0,2/1 16:57	0-0,4/1 22:47	1-0(W),1/1 20:06	0-0,0/0 08:39	0-0,1/1 08:19	0-0,2/1 08:54
Apr 2	@ STL	0-0,0/-1 22:45	0-0,2/0 17:54	1-0,5/-2 16:56	0-0,1/-1 22:58	0-1,2/2 12:43	0-0,0/1 10:03	0-0,0/1 11:32
Apr 5	Vs NSH	0-0,4/0 21:05	0-0,3/0 18:48	1-0,4/-1 21:54	0-0,2/-1 21:09	0-0,1/0 13:29	DNP	0-0,0/0 09:58
Apr 7	Vs NJD	0-0,2/0 20:54	1-1,1/4 16:13	2-0(W),8/1 21:00	0-0,1/0 23:48	0-1,0/2 17:27	0-0,1/-1 11:31	0-1,0/0 10:42

Goals-Assists-PIM/Rating

DND-Did Not Dress

INJ-Injured

SPD-Suspension



## 2017-18 GAME-BY-GAME STATISTICS

Date	Opp.	Backstrom #19	Eller #20	Bowey #22	Smith-Pelly #25	Jerabek #28	Djoos #29	Chiasson #39
Oct 5	@ OTT	0-0,1/0 20:36	0-1,1/-1 12:51	DNP	0-0,0/-2 11:54		DNP	0-0,2/-1 11:45
Oct 7	Vs MTL	0-2,1/1 15:11	0-0,0/0 14:53	DNP	0-1,0/1 14:46		DNP	0-0,1/0 12:38
Oct 9	@ TBL	1-2,1/1 19:50	0-0,2/0 18:21	DNP	0-0,1/-1 12:41		DNP	0-0,0/0 15:32
Oct 11	Vs PIT	0-1,1/1 21:04	0-1,2/1 11:48	DNP	0-0,0/0 12:03		1-1,2/2 13:20	0-0,0/1 11:29
Oct 13	@ NJD	1-3,3/0 18:19	0-0,2/0 14:44	DNP	0-1,2/1 14:26		0-0,0/-1 17:04	0-0,3/0 13:28
Oct 14	@ PHI	1-0,1/0 19:09	0-0,0/-2 13:45	0-0,0/-3 14:55	0-0,4/0 15:05		0-0,1/1 16:39	0-0,0/-2 13:04
Oct 17	Vs TOR	0-0,1/-1 24:39	DNP	0-0,2/0 14:28	0-0,1/0 11:13		0-0,1/-1 14:24	DNP
Oct 20	@ DET	0-1,0/-1 19:25	0-0,0/0 14:42	0-0,2/1 15:50	0-0,0/0 06:02		0-0,2/-1 13:51	0-1,1/1 09:56
Oct 21	Vs FLA	0-0,6/0 23:14	0-1,2/0 12:20	0-0,1/0 16:31	0-1,2/1 07:56		1-0,1/0 12:24	0-0,1/0 09:24
Oct 26	@ VAN	DNP	0-0,3/-1 15:07	0-1,0/0 14:54	0-0,1/0 13:13		0-0,1/0 17:25	0-0,1/-1 17:36
Oct 28	@ EDM	0-0,3/-1 18:06	1-1,6/2 13:30	0-2,0/2 13:46	1-0,3/1 18:30		0-0,1/2 13:53	0-0,0/0 11:54
Oct 29	@ CGY	0-0,2/1 20:08	0-0,2/-1 15:17	0-0,1/0 15:36	0-0,2/-1 13:54		0-0,1/0 13:23	0-0,2/-1 10:57
Nov 2	Vs NYI	0-0,0/0 20:41	2-1(W),3/3 16:46	0-1,0/0 13:25	0-0,1/-1 13:00		0-0,0/1 13:24	1-0,2/1 13:13
Nov 4	@ BOS	0-0,1/0 19:31	0-1,3/2 14:19	0-0,2/3 14:39	0-0,1/0 13:40		0-0,0/0 13:27	0-0,2/0 13:37
Nov 6	Vs ARI	0-0,4/0 22:04	0-1,1/-1 16:16	0-0,1/-1 11:41	1-0,4/1 12:40		0-0,2/0 16:24	0-0,4/0 13:16
Nov 7	@ BUF	0-0,2/-2 19:08	0-0,0/-1 13:32	DNP	0-1,3/1 16:28		0-0,0/0 16:51	0-0,0/-1 13:35
Nov 10	Vs PIT	0-1,2/1 18:14	0-1,3/-1 15:40	0-0,1/-1 15:44	0-0,3/1 12:55		0-0,0/1 13:18	0-0,2/1 12:42
Nov 12	Vs EDM	0-0,0/0 22:33	0-0,1/1 16:34	0-1,1/1 16:51	0-0,2/0 15:54		0-0,2/0 14:40	0-0,1/-1 07:31
Nov 14	@ NSH	0-1,0/-1 16:22	0-0,2/-1 17:46	0-0,1/-1 17:17	0-0,1/0 15:32		0-0,0/0 05:48	1-0,1/-1 10:10
Nov 16	@ COL	0-0,3/0 18:24	0-0,3/-1 17:10	0-0,4/0 16:41	0-0,2/-1 12:02		DNP	0-0,0/0 12:42
Nov 18	Vs MIN	0-1,4/1 20:04	0-0,2/0 15:26	0-0,1/0 13:02	0-0,1/0 14:42		DNP	0-0,0/0 12:03
Nov 20	Vs CGY	0-0,4/0 18:52	1-0,3/1 17:33	0-0,0/0 11:50	0-0,2/-1 11:18		DNP	0-0,4/-1 13:00
Nov 22	Vs OTT	0-1,1/1 18:24	0-0,0/0 14:43	0-0,0/0 13:28	0-0,0/-1 13:49		DNP	1-1,1/2 12:53
Nov 24	Vs TBL	0-1,3/1 17:03	0-0,5/0 16:13	0-0,1/0 11:09	1-0(W),4/1 13:34		INJ	0-0,0/1 13:42
Nov 25	@ TOR	0-2,0/2 17:26	0-0,1/0 13:52	0-0,0/0 11:33	0-0,2/-1 12:33		INJ	0-0,1/-1 14:29
Nov 30	Vs LAK	0-0,0/-2 21:57	0-0,2/-1 11:34	0-0,1/-1 10:32	0-0,0/-3 09:35		0-0,1/0 13:57	0-0,0/-2 13:45
Dec 2	Vs CBJ	0-1,0/-2 18:46	0-1,0/1 15:57	0-0,2/0 10:21	0-1,1/0 12:05		0-0,1/-1 12:41	1-0,1/0 12:01
Dec 4	Vs SJS	0-0,2/0 21:56	0-0,3/0 15:13	0-0,1/0 10:46	1-0,2/1 10:34		0-0,0/1 13:08	0-0,0/1 12:43
Dec 6	Vs CHI	1-2,2/2 17:56	0-0,0/0 14:38	0-0,1/0 14:21	0-0,2/0 11:03		0-1,0/0 12:11	0-0,1/1 16:11
Dec 8	Vs NYR	1-1,2/3 18:56	0-0,4/0 17:57	0-0,0/-1 10:34	0-1,0/1 11:10		0-0,0/1 09:21	0-0,0/-2 12:48
Dec 11	@ NYI	0-0,1/-1 20:16	0-0,3/-2 15:22	0-0,3/0 16:58	0-0,0/1 11:15		0-0,1/-1 13:35	0-0,1/-1 11:40
Dec 12	Vs COL	0-0,2/1 15:51	0-0,3/0 15:15	0-2,2/0 14:36	1-0,3/1 14:24		0-0,3/1 16:25	0-0,1/0 14:18
Dec 14	@ BOS	1-0,2/1 19:37	0-0,2/0 15:50	0-0,0/-1 12:50	0-0,0/-1 11:25		0-1,0/0 13:00	2-0(W),3/2 12:46
Dec 16	Vs ANA	1-0,5/1 20:16	0-0,1/1 14:40	0-0,0/0 14:21	0-0,1/-1 08:16		0-0,1/0 16:51	0-0,2/0 16:47
Dec 19	@ DAL	0-1,3/0 20:49	0-2,2/3 15:03	0-0,0/0 11:42	DNP		0-0,1/1 13:09	0-0,1/0 12:44
Dec 22	@ ARI	0-0,0/-1 19:58	0-0,0/-1 15:50	DNP	DNP		0-1,3/1 15:25	0-0,0/0 11:22
Dec 23	@ VGK	0-0,2/-1 17:28	0-0,1/0 15:42	0-0,0/0 13:54	0-0,2/-1 11:15		0-0,0/-2 12:40	DNP
Dec 27	@ NYR	0-0,2/0 19:20	0-0,1/0 13:48	0-0,0/0 13:50	0-0,1/0 11:35		0-0,2/0 11:50	0-0,2/0 12:32
Dec 28	Vs BOS	0-0,0/0 21:28	1-1,5/1 18:36	0-1,1/0 09:34	0-0,2/0 11:47		0-0,0/2 11:59	0-0,1/-1 09:24
Dec 30	Vs NJD	1-2,3/1 19:48	0-0,1/0 15:18	MIN	0-1,4/1 16:25		1-1,4/1 15:02	0-0,3/0 14:52
Jan 2	@ CAR	0-2,1/1 18:54	0-0,0/-1 15:40	0-0,2/-1 13:06	1-0,5/2 15:38		0-0,1/1 17:41	1-0,1/1 13:11
Jan 7	Vs STL	1-1(W),5/0 22:40	1-0,2/1 17:01	0-1,2/1 11:15	0-0,2/-1 14:52		0-0,0/-1 13:38	0-0,0/0 11:27
Jan 9	Vs VAN	0-1,2/1 18:02	1-0(W),3/1 15:55	0-1,0/1 14:44	0-0,0/2 10:03		0-0,3/1 14:38	DNP
Jan 11	Vs CAR	0-0,0/-3 21:38	1-0,3/1 15:55	0-0,0/-1 15:11	0-0,2/0 14:38		0-1,0/1 15:31	0-0,0/0 08:46
Jan 12	@ CAR	0-1,2/2 21:20	1-0,3/1 16:38	0-0,2/0 12:12	0-0,1/0 13:59		0-0,0/0 13:56	0-0,1/0 11:33
Jan 18	@ NJD	0-0,1/-1 21:12	0-0,0/0 18:21	0-0,1/0 12:59	0-0,1/-2 12:35		0-0,0/1 14:53	0-1,1/0 09:33
Jan 19	Vs MTL	0-0,1/-2 19:47	1-0,1/1 15:14	0-0,1/0 10:48	DNP		0-0,2/0 15:12	0-0,0/1 11:09
Jan 21	Vs PHI	0-0,4/0 20:23	0-0,2/0 15:05	0-0,0/0 13:50	0-0,0/0 09:09		0-0,1/-1 13:07	DNP
Jan 25	@ FLA	1-0,5/-2 21:53	0-1,3/0 14:07	0-1,0/1 11:46	DNP		0-0,1/0 11:55	0-0,0/0 11:56
Jan 31	Vs PHI	0-0,1/0 21:02	0-2,2/1 10:27	0-1,1/1 13:48	1-0,2/1 08:48		0-1,1/0 13:30	0-0,0/1 07:04
Feb 2	@ PIT	0-0,4/-1 16:33	0-1,2/-1 16:44	0-0,2/0 14:06	0-0,0/0 10:00		0-1,1/0 13:27	0-0,1/0 08:33
Feb 4	Vs VGK	1-0,1/0 17:22	0-0,0/-1 12:40	0-0,1/-1 15:49	0-0,1/1 11:29		0-1,0/1 15:46	DNP
Feb 6	@ CBJ	1-1(W),1/2 21:12	0-0,1/-1 12:20	0-0,0/0 16:13	0-0,1/0 12:01		0-1,0/-1 13:03	DNP
Feb 9	Vs CBJ	0-0,0/-2 19:55	1-1,2/1 14:15	0-0,0/0 13:29	0-1,0/1 10:08		0-0,0/0 13:27	0-0,0/0 09:05
Feb 11	Vs DET	1-0,2/-2 21:00	0-0,2/-2 14:38	0-0,0/2 16:20	0-1,3/1 11:58		0-0,2/-2 14:54	DNP
Feb 13	@ WPG	1-0,3/-2 21:08	0-1,2/0 15:27	0-0,3/0 14:53	0-0,1/0 11:54		0-0,1/1 15:31	0-1,0/0 10:09
Feb 15	@ MIN	1-1,2/2 18:00	0-0,2/2 14:39	DNP	0-0,0/0 12:28		0-0,2/2 17:19	DNP
Feb 17	@ CHI	0-0,0/1 17:35	0-0,3/-3 13:54	0-0,1/-2 15:23	0-0,1/-1 12:50		0-0,2/-2 16:04	0-0,0/0 14:37
Feb 19	@ BUF	0-0,3/-1 17:35	0-0,2/0 15:44	0-0,1/-1 15:28	0-0,3/0 11:57		0-1,1/1 16:01	DNP
Feb 20	Vs TBL	0-0,1/0 21:40	1-0,4/0 14:17	0-0,1/-1 10:24	0-0,2/-1 07:40		0-0,0/-1 13:54	DNP
Feb 22	@ FLA	0-0,4/-1 17:37	1-0,1/0 17:05	DNP	0-0,2/0 09:26		0-0,1/0 12:39	DNP
Feb 24	Vs BUF	0-0,2/-1 17:26	1-0,5/1 13:17	DNP	0-0,1/0 09:50		0-0,1/2 15:03	0-1,1/2 09:38
Feb 26	@ CBJ	0-0,2/-2 20:42	0-0,3/0 15:18	MIN	0-0,2/-1 08:47		0-0,2/0 15:59	0-0,0/-1 07:26
Feb 27	Vs OTT	0-1,2/0 20:27	0-0,0/0 13:22	DNP	0-0,0/0 10:30	0-0,0/0 12:35	DNP	DNP
Mar 3	Vs TOR	1-2(W),5/1 18:29	0-0,1/0 13:13	DNP	0-0,1/0 12:36	DNP	0-0,1/0 13:10	DNP
Mar 6	@ ANA	0-0,3/-1 21:24	0-0,3/-1 15:44	DNP	0-0,0/-1 11:52	DNP	0-0,3/-1 13:59	DNP
Mar 8	@ LAK	0-0,2/-2 20:03	0-0,2/0 16:09	DNP	0-0,1/-1 10:04	0-0,2/0 14:22	DNP	0-0,0/-1 07:47
Mar 10	@ SJS	1-0(W),2/1 16:33	1-0,5/1 17:04	DNP	0-0,1/0 13:41	0-0,1/0 13:41	DNP	DNP
Mar 12	Vs WPG	0-1,6/0 20:58	0-0,1/-1 14:17	DNP	0-0,0/0 09:53	0-0,0/0 12:23	DNP	DNP
Mar 15	@ NYI	1-2,2/3 17:01	1-0,1/-1 13:03	MIN	0-0,0/0 15:55	0-1,1/0 15:32	DNP	DNP
Mar 16	Vs NYI	1-1,4/1 19:04	1-0,1/2 18:41	MIN	0-0,3/1 13:13	DNP	0-0,0/0 14:23	1-2(W),2/2 14:18
Mar 18	@ PHI	0-1,3/-1 20:40	0-0,3/-4 14:14	MIN	0-0,1/-1 10:58	0-0,2/-3 12:15	0-0,0/1 16:44	0-0,1/-1 10:51
Mar 20	Vs DAL	0-0,2/-1 22:12	0-2,1/1 14:18	MIN	0-0,0/0 11:52	DNP	0-0,0/2 12:47	DNP
Mar 22	@ DET	0-0,1/0 22:36	0-0,6/0 20:35	MIN	0-0,2/0 11:16	DNP	0-0,1/0 11:23	DNP
Mar 24	@ MTL	0-4,1/2 17:04	0-0,1/-2 14:23	MIN	DNP	1-0,1/1 15:00	DNP	0-1,1/1 12:42
Mar 26	@ NYR	0-2,2/0 19:02	0-0,3/0 16:10	MIN	DNP	0-1,2/1 13:47	DNP	0-1,0/0 10:11
Mar 28	Vs NYR	0-2,1/2 21:02	1-0,2/0 17:09	MIN	0-0,1/-1 14:00	DNP	0-0,1/1 12:12	0-0,1/0 06:36
Mar 30	Vs CAR	0-0,3/0 17:30	0-0,2/-2 17:02	MIN	0-0,0/-1 15:37	DNP	0-0,0/-1 13:04	DNP
Apr 1	@ PIT	0-0,3/1 21:59	0-0,2/-1 15:31	MIN	0-0,0/-1 13:25	0-0,2/0 14:28	DNP	DNP
Apr 2	@ STL	1-2,3/2 18:10	0-0,2/0 17:29	MIN	0-0,3/0 14:30	0-1,0/2 13:07	DNP	1-0,3/1 11:51
Apr 5	Vs NSH	0-1,0/0 21:37	0-0,1/0 17:32	DNP	0-0,0/0 16:46	DNP	0-0,1/0 11:51	0-0,1/0 04:10
Apr 7	Vs NJD	1-1,3/2 19:14	0-0,0/-1 14:53	DNP	0-0,1/-1 12:54	0-0,0/-2 16:43	DNP	0-0,0/0 10:40

Goals-Assists-PIM/Rating

DND-Did Not Dress

INJ-Injured

SPD-Suspension

# 2017-18 GAME-BY-GAME STATISTICS

Date	Opp.	Wilson #43	Orpik #44	Ness #55	Gersich #63	Burakovsky #65	Boyd #72	Carlson #74
Oct 5	@ OTT	DNP	0-0,1/3 24:47	0-0,0/2 11:12		0-0,1/0 16:45	DNP	0-0,3/-3 27:45
Oct 7	Vs MTL	DNP	0-0,0/1 19:31	0-1,0/2 14:22		0-1,2/0 14:11	DNP	0-1,1/2 23:08
Oct 9	@ TBL	DNP	0-0,0/0 22:47	0-0,1/-1 08:56		0-1,0/1 14:28	DNP	0-1,6/0 26:15
Oct 11	Vs PIT	DNP	0-0,0/2 21:04	0-0,0/0 08:21		0-0,1/0 19:00	DNP	0-0,2/0 26:22
Oct 13	@ NJD	0-0,1/0 13:47	0-0,0/1 22:04	0-0,1/0 13:55		0-0,1/0 09:48	DNP	0-1,3/2 27:26
Oct 14	@ PHI	0-0,1/-1 10:29	0-1,0/-2 20:48	0-0,0/-1 16:49		0-0,0/-1 17:15	DNP	0-1,0/-1 25:03
Oct 17	Vs TOR	0-0,2/-1 11:02	0-0,2/0 21:49	DNP		0-0,4/-1 18:27	DNP	0-0,2/-1 27:33
Oct 20	@ DET	0-1,0/0 16:16	0-0,2/0 21:22	DNP		1-1,3/1 16:27	DNP	0-1,10/-1 27:07
Oct 21	Vs FLA	0-0,2/0 15:46	0-0,0/0 22:12	DNP		0-0,3/-2 15:23	DNP	0-0,7/-2 29:48
Oct 26	@ VAN	0-0,2/0 12:33	0-0,1/-1 19:07	DNP		INJ	DNP	0-1,4/-1 27:07
Oct 28	@ EDM	0-0,1/1 15:04	0-0,0/0 27:47	DNP		INJ	DNP	0-1,3/2 28:51
Oct 29	@ CGY	0-0,1/-1 14:50	0-0,1/0 23:59	0-0,0/0 13:58		INJ	DNP	0-0,1/-1 27:38
Nov 2	Vs NYI	0-1,0/3 16:05	0-0,0/2 24:33	DNP		INJ	DNP	0-2,2/2 27:28
Nov 4	@ BOS	2-0(W),5/2 14:12	0-1,0/0 25:08	DNP		INJ	DNP	0-0,2/-1 29:18
Nov 6	Vs ARI	0-0,1/-2 13:15	0-0,0/-1 23:18	DNP		INJ	DNP	1-1(W),4/1 27:41
Nov 7	@ BUF	0-0,1/-1 11:35	0-1,0/-1 21:52	0-0,0/0 14:16		INJ	DNP	0-0,5/-3 25:34
Nov 10	Vs PIT	0-0,0/-1 14:47	0-0,2/1 21:38	DNP		INJ	DNP	1-1,2/1 28:43
Nov 12	Vs EDM	0-1,2/1 12:47	0-0,0/-1 23:57	DNP		INJ	DNP	0-0,1/-1 29:17
Nov 14	@ NSH	0-0,0/-1 17:26	0-0,0/-2 20:26	DNP		INJ	DNP	0-2,1/-2 25:26
Nov 16	@ COL	0-1,2/-1 13:29	0-0,1/-2 17:44	DNP		INJ	DNP	0-1,1/-1 24:53
Nov 18	Vs MIN	0-0,1/0 15:13	0-0,0/0 18:20	DNP		INJ	DNP	0-1,4/0 24:55
Nov 20	Vs CGY	0-1,2/1 18:05	0-0,0/0 20:17	DNP		INJ	DNP	0-0,2/0 27:14
Nov 22	Vs OTT	0-0,1/0 18:16	0-1,0/1 21:54	DNP		INJ	DNP	0-1,3/1 25:19
Nov 24	Vs TBL	0-1,0/2 15:46	0-0,0/1 20:49	DNP		INJ	DNP	0-0,3/0 23:55
Nov 25	@ TOR	0-0,1/1 16:36	0-0,2/-1 19:57	DNP		INJ	DNP	0-0,3/-1 22:38
Nov 30	Vs LAK	0-0,1/0 17:50	0-0,0/-1 17:14	MIN		INJ	DNP	0-0,4/-2 26:36
Dec 2	Vs CBJ	0-0,1/-1 18:10	0-1,0/2 22:40	MIN		INJ	DNP	0-2,1/1 24:42
Dec 4	Vs SJS	0-1,3/0 16:18	0-0,0/1 16:28	MIN		INJ	0-0,1/0 09:10	0-1,1/1 27:34
Dec 6	Vs CHI	2-2,3/3 16:53	0-0,0/1 22:19	MIN		INJ	0-0,0/0 09:16	0-1,2/-1 25:47
Dec 8	Vs NYR	1-1,3/3 15:58	0-0,1/1 22:26	MIN		0-0,1/0 14:08	MIN	0-0,7/2 25:52
Dec 11	@ NYI	0-0,1/-1 18:07	0-0,1/-1 19:04	MIN		0-0,2/-2 13:18	MIN	0-0,5/-1 23:32
Dec 12	Vs COL	0-0,1/1 17:42	0-0,0/0 19:16	MIN		0-1,0/0 11:42	MIN	1-0,2/2 21:10
Dec 14	@ BOS	0-0,0/1 15:37	0-0,0/0 18:33	MIN		0-0,3/0 11:36	MIN	0-1,0/2 25:20
Dec 16	Vs ANA	0-1,4/2 19:58	0-0,1/0 17:41	MIN		0-0,1/0 12:43	MIN	0-1,2/0 23:13
Dec 19	@ DAL	0-0,1/0 14:40	0-0,0/0 17:35	MIN		2-1(W),3/3 13:18	MIN	0-1,3/2 26:52
Dec 22	@ ARI	0-0,0/0 18:15	0-0,1/0 17:15	MIN		0-0,1/0 13:06	MIN	0-1,2/0 29:26
Dec 23	@ VEG	0-0,1/-1 13:31	0-0,1/-1 17:20	MIN		0-0,0/-1 13:30	MIN	0-0,2/-2 22:32
Dec 27	@ NYR	0-0,1/0 19:44	0-0,1/0 22:05	MIN		0-0,1/0 08:28	MIN	0-0,1/0 25:03
Dec 28	Vs BOS	0-1,0/2 15:41	0-0,2/-2 19:39	MIN		0-0,1/-1 08:42	MIN	0-1,3/0 28:51
Dec 30	Vs NJD	1-0,3/0 14:38	0-0,2/0 19:08	MIN		DNP	MIN	1-2(W),4/1 25:58
Jan 2	@ CAR	0-0,3/-1 13:11	0-1,0/-1 22:28	MIN		DNP	MIN	0-0,4/1 30:51
Jan 7	Vs STL	0-0,2/-1 14:41	0-0,0/0 17:02	MIN		0-0,1/0 10:52	MIN	0-2,1/-1 26:30
Jan 9	Vs VAN	0-0,6/0 17:49	0-0,1/1 20:49	MIN		0-0,0/0 12:27	MIN	1-0,2/1 24:16
Jan 11	Vs CAR	0-0,1/-1 16:25	0-0,0/-1 18:14	MIN		DNP	MIN	0-0,1/-1 22:21
Jan 12	@ CAR	0-0,1/-1 12:39	0-0,1/-1 17:20	MIN		DNP	DNP	0-1,4/1 24:33
Jan 18	@ NJD	0-1,0/1 13:53	0-1,0/0 17:24	MIN		DNP	MIN	0-0,2/1 24:04
Jan 19	Vs MTL	0-0,2/0 10:30	0-0,0/0 18:11	MIN		0-0,1/1 15:14	MIN	1-0,8/-1 29:11
Jan 21	Vs PHI	0-0,0/-1 13:45	0-0,1/0 19:53	MIN		0-0,2/0 16:11	MIN	0-1,3/-2 24:35
Jan 25	@ FLA	0-1,3/2 13:23	0-1,2/-2 19:52	MIN		0-1,2/-2 12:17	MIN	1-0(W),10/0 24:51
Jan 31	Vs PHI	0-0,2/-2 20:26	0-0,1/0 18:54	MIN		1-0,1/0 16:36	MIN	0-2,1/-1 22:09
Feb 2	@ PIT	0-1,1/1 15:36	0-0,0/0 18:52	MIN		0-0,4/-1 18:41	MIN	0-0,3/0 21:43
Feb 4	Vs VEG	0-0,1/1 16:54	0-0,0/-1 16:05	MIN		0-1,3/0 15:26	MIN	0-0,5/1 22:59
Feb 6	@ CBJ	1-0,3/1 18:43	0-0,0/0 22:56	MIN		0-0,2/-1 06:34	MIN	1-0,2/1 20:55
Feb 9	Vs CBJ	0-0,1/-1 15:34	0-0,0/1 18:45	MIN		DNP	MIN	1-0,4/0 24:05
Feb 11	Vs DET	0-0,3/-2 16:08	0-0,0/0 18:09	MIN		0-0,1/-1 13:02	MIN	0-2,1/-1 24:02
Feb 13	@ WPG	0-1,1/0 17:33	0-0,0/-1 18:33	MIN		1-0,2/0 10:43	MIN	1-0,2/0 21:45
Feb 15	@ MIN	2-1,3/3 16:34	0-0,0/1 19:26	MIN		1-1(W),1/2 11:31	MIN	0-0,0/3 23:09
Feb 17	@ CHI	1-0,2/0 14:39	0-0,0/-2 17:36	MIN		0-0,0/-3 12:51	MIN	0-0,2/-3 20:10
Feb 19	@ BUF	0-0,0/-1 18:06	0-0,2/-2 19:23	MIN		0-0,1/-1 11:16	MIN	1-1,2/2 21:34
Feb 20	Vs TBL	0-0,1/0 17:18	0-0,3/-1 14:51	MIN		0-0,1/0 14:13	MIN	0-0,3/-2 23:00
Feb 22	@ FLA	0-0,1/-1 17:56	0-0,1/0 17:01	MIN		1-1,3/0 13:35	MIN	0-0,4/-1 23:22
Feb 24	Vs BUF	0-0,3/-1 18:46	0-0,0/0 19:21	MIN		1-0(W),4/1 13:32	MIN	0-2,0/2 20:09
Feb 26	@ CBJ	0-0,0/-1 16:34	0-0,0/0 16:13	MIN		0-0,0/0 13:57	MIN	0-1,1/-2 22:44
Feb 27	Vs OTT	1-0,1/0 16:50	0-0,2/2 19:59	MIN		0-0,0/0 09:43	MIN	0-0,2/1 24:01
Mar 3	Vs TOR	0-1,3/1 17:44	0-0,2/0 17:13	MIN		0-0,1/0 11:28	DNP	1-2,3/0 22:48
Mar 6	@ ANA	0-0,3/-1 14:25	0-0,2/-1 12:14	MIN		0-0,4/-1 15:39	DNP	0-0,1/-1 24:06
Mar 8	@ LAK	0-0,0/0 15:11	0-1,1/0 15:46	MIN		0-0,1/0 15:40	DNP	0-0,2/-2 22:52
Mar 10	@ SJS	0-0,1/1 19:09	0-0,0/0 17:04	MIN		0-0,1/1 13:06	0-0,0/0 06:54	0-1,0/1 22:40
Mar 12	Vs WPG	0-1,2/0 18:22	0-0,1/0 18:43	MIN		0-0,1/-1 15:01	DNP	0-1,5/-1 24:26
Mar 15	@ NYI	0-1,1/1 16:57	0-0,0/-2 19:22	MIN		1-1(W),2/2 12:57	DNP	1-0,3/1 22:12
Mar 16	Vs NYI	0-0,2/0 14:04	0-0,1/2 20:04	MIN		0-0,2/1 17:19	0-0,1/0 07:51	0-1,2/0 21:52
Mar 18	@ PHI	0-0,0/0 15:35	INJ	MIN		0-0,1/-1 15:43	0-1,0/0 11:35	1-1,3/0 25:27
Mar 20	Vs DAL	0-0,6/-1 21:06	0-0,1/-1 16:09	MIN		0-0,0/0 11:50	1-1(W),4/1 21:17	0-0,0/1 08:54
Mar 22	@ DET	0-0,1/0 17:47	0-0,1/0 14:58	MIN		0-0,0/0 14:09	0-0,0/1 07:28	0-0,5/0 24:31
Mar 24	@ MTL	2-0,3/2 16:55	0-0,1/2 19:56	MIN		0-2,1/3 14:06	MIN	0-2,6/0 21:04
Mar 26	@ NYR	0-0,0/1 14:30	0-0,0/0 17:00	MIN		0-0,2/0 16:45	MIN	0-1,3/-1 21:15
Mar 28	Vs NYR	0-0,0/0 16:39	0-0,1/1 15:26	MIN	0-0,3/-1 08:52	0-0,2/1 13:53	MIN	0-0,5/1 22:29
Mar 30	Vs CAR	0-0,1/-1 17:16	0-0,1/-1 13:37	MIN	DNP	0-0,2/1 15:18	MIN	0-1,1/0 22:22
Apr 1	@ PIT	1-0,3/2 16:51	0-0,1/0 18:44	MIN	DNP	0-1,3/1 16:05	MIN	0-1,2/2 25:58
Apr 2	@ STL	0-0,5/-2 19:18	0-1,2/2 18:54	MIN	0-0,1/0 10:03	1-0(W),3/2 15:14	MIN	0-0,1/0 22:26
Apr 5	Vs NSH	0-0,1/0 16:15	0-0,1/0 13:08	MIN	DNP	0-0,0/0 12:54	0-0,0/0 09:28	0-1,8/-1 26:45
Apr 7	Vs NJD	0-1,1/1 14:50	0-0,2/-2 17:05	MIN	0-1,0/0 08:08	1-0,1/2 16:54	DNP	0-1,2/4 21:45

Goals-Assists-PIM/Rating

DND-Did Not Dress

INJ-Injured

SPD-Suspension

## 2017-18 GAME-BY-GAME STATISTICS

Date	Opp.	Oshie #77	Beagle #83	Kuznetsov #92
Oct 5	@ OTT	0-0,1/0 20:06	0-0,0/-2 13:13	0-3,1/3 20:12
Oct 7	Vs MTL	1-0(W),3/2 14:17	0-1,1/1 15:13	0-4,0/3 17:18
Oct 9	@ TBL	2-1,4/1 18:31	0-0,1/-1 12:09	0-1,1/-2 17:39
Oct 11	Vs PIT	0-0,1/0 19:51	0-0,0/0 11:56	0-0,2/0 19:04
Oct 13	@ NJD	2-1,3/0 18:10	0-0,0/0 14:31	0-2,1/1 18:47
Oct 14	@ PHI	0-1,1/0 19:33	0-0,0/-1 14:52	0-1,1/-4 15:52
Oct 17	Vs TOR	0-0,3/-1 23:01	0-0,0/0 15:46	0-0,2/-2 23:59
Oct 20	@ DET	1-0,3/-2 20:46	1-0,1/1 10:54	0-1,5/-1 19:24
Oct 21	Vs FLA	0-0,1/-1 24:07	0-0,3/0 09:57	0-0,4/-1 17:17
Oct 26	@ VAN	0-0,0/0 18:35	0-1,1/1 12:49	1-0,6/-1 22:12
Oct 28	@ EDM	0-0,0/0 18:50	1-0,1/0 12:17	2-0(W),5/3 17:24
Oct 29	@ CGY	0-1,4/1 21:05	0-0,1/0 11:58	0-0,4/-1 18:35
Nov 2	Vs NYI	0-0,1/0 18:18	0-1,2/1 10:51	0-0,0/-1 18:50
Nov 4	@ BOS	0-0,2/0 17:13	0-0,0/0 16:22	0-1,2/0 16:41
Nov 6	Vs ARI	0-1,3/1 23:24	0-0,1/0 10:55	0-2,2/1 22:40
Nov 7	@ BUF	0-0,1/-2 19:22	0-0,0/0 11:54	0-0,1/0 18:53
Nov 10	Vs PIT	1-0(W),3/0 19:40	0-0,1/1 12:14	0-1,2/0 23:01
Nov 12	Vs EDM	0-0,1/0 22:08	0-0,0/-1 09:02	0-0,3/0 22:21
Nov 14	@ NSH	2-0,2/-1 16:28	0-0,2/-1 10:38	0-1,2/0 19:16
Nov 16	@ COL	0-1,2/0 21:01	0-0,0/0 12:42	1-0,2/-1 17:30
Nov 18	Vs MIN	1-1,2/1 19:09	0-0,1/0 12:52	1-1,7/0 18:52
Nov 20	Vs CGY	0-0,1/-1 19:32	0-0,1/-1 11:42	0-0,1/-1 18:37
Nov 22	Vs OTT	0-2,1/1 13:17	0-0,1/1 15:37	1-2(W),4/1 15:12
Nov 24	Vs TBL	0-0,0/0 18:37	1-1,2/2 13:16	0-0,3/0 20:07
Nov 25	@ TOR	0-3,1/2 16:21	0-0,1/-1 15:45	0-0,1/0 18:41
Nov 30	Vs LAK	0-0,3/0 19:36	0-0,0/-2 10:52	2-0,4/0 20:06
Dec 2	Vs CBJ	0-1,2/0 18:55	0-0,0/0 14:35	1-0(W),1/0 17:27
Dec 4	Vs SJS	0-0,0/0 10:21	0-1,0/1 12:25	0-1,1/0 22:31
Dec 6	Vs CHI	INJ	0-0,1/0 11:38	1-0,2/1 17:18
Dec 8	Vs NYR	INJ	1-0,2/1 13:57	0-0,6/-2 15:59
Dec 11	@ NYI	INJ	0-1,0/1 10:33	0-0,2/0 19:30
Dec 12	Vs COL	INJ	0-1,4/1 15:26	0-3,0/2 14:10
Dec 14	@ BOS	INJ	0-0,1/0 14:25	0-1,2/2 17:39
Dec 16	Vs ANA	INJ	0-0,3/-1 08:43	1-0,1/1 19:11
Dec 19	@ DAL	0-0,1/0 19:08	0-0,1/0 13:03	0-0,2/-1 19:38
Dec 22	@ ARI	1-0,1/0 19:37	0-0,0/0 12:07	1-1,3/1 21:02
Dec 23	@ VGK	0-0,3/-1 18:25	0-0,3/-1 12:53	0-0,0/-1 19:04
Dec 27	@ NYR	0-0,3/0 20:26	0-0,2/0 13:35	0-0,1/0 22:47
Dec 28	Vs BOS	0-0,6/-2 21:39	0-0,0/-1 11:45	0-1,2/-1 21:53
Dec 30	Vs NJD	0-0,0/1 12:10	0-0,0/1 15:28	0-0,1/1 14:05
Jan 2	@ CAR	0-0,2/-1 15:46	0-1,0/2 13:53	0-0,0/0 16:06
Jan 7	Vs STL	0-2,3/2 19:28	0-0,0/0 10:22	0-0,3/-1 18:31
Jan 9	Vs VAN	0-0,0/1 17:39	0-0,3/0 12:37	1-0,3/1 19:26
Jan 11	Vs CAR	0-1,2/-1 16:20	0-0,4/0 10:25	0-0,3/-2 18:46
Jan 12	@ CAR	0-0,0/2 17:38	1-0(W),2/1 11:35	0-1,1/0 17:24
Jan 18	@ NJD	0-1,0/0 17:03	0-1,2/0 09:53	0-1,1/0 17:52
Jan 19	Vs MTL	0-0,1/-1 20:47	0-0,1/0 13:11	0-1,1/-1 19:20
Jan 21	Vs PHI	0-1,3/-1 21:45	0-0,0/0 11:37	0-0,2/-2 18:16
Jan 25	@ FLA	0-0,3/-2 19:56	0-0,0/0 14:37	0-2,3/2 16:05
Jan 31	Vs PHI	1-0(W),2/0 20:48	0-1,0/1 10:10	0-1,1/-2 22:27
Feb 2	@ PIT	0-0,0/0 16:21	0-0,1/0 11:54	1-1,4/2 17:58
Feb 4	Vs VGK	0-0,1/0 18:14	0-1,1/1 13:40	0-1,1/0 22:19
Feb 6	@ CBJ	0-1,1/0 16:53	0-0,1/0 14:09	0-1,0/-1 15:25
Feb 9	Vs CBJ	0-1,0/1 18:47	1-0(W),1/1 14:00	1-1,4/2 20:10
Feb 11	Vs DET	0-0,4/0 16:35	0-2,0/2 13:42	0-1,1/-2 20:03
Feb 13	@ WPG	0-0,2/1 16:19	0-0,0/0 14:30	0-1,1/0 17:00
Feb 15	@ MIN	0-0,2/-1 18:22	0-0,0/0 12:32	0-0,2/0 17:37
Feb 17	@ CHI	0-0,3/-1 15:56	0-0,0/-2 12:53	0-0,1/-1 16:55
Feb 19	@ BUF	0-1,1/3 16:59	0-0,0/0 14:05	1-0(W),3/3 15:33
Feb 20	Vs TBL	0-0,4/-1 19:20	0-0,0/-1 09:21	0-0,2/-1 18:39
Feb 22	@ FLA	0-0,1/0 17:19	0-0,0/0 11:23	0-0,4/0 18:35
Feb 24	Vs BUF	0-0,0/1 15:51	0-0,0/0 11:21	1-3,4/3 18:52
Feb 26	@ CBJ	0-1,0/-1 18:29	0-0,1/-1 09:28	0-0,4/-1 19:29
Feb 27	Vs OTT	0-1,2/2 17:53	0-0,0/0 15:08	2-0(W),6/2 16:39
Mar 3	Vs TOR	0-0,1/0 17:14	0-1,2/-1 13:48	1-2,2/0 18:08
Mar 6	@ ANA	0-0,2/-1 17:41	0-0,1/0 10:26	0-0,3/-1 16:57
Mar 8	@ LAK	0-1,2/-1 18:03	0-0,0/0 10:19	0-0,2/-1 21:07
Mar 10	@ SJS	0-0,2/0 17:04	0-0,0/0 12:26	0-0,3/1 20:05
Mar 12	Vs WPG	0-0,5/0 17:00	0-0,1/0 10:02	1-1(W),4/1 23:13
Mar 15	@ NYI	2-0,3/3 17:14	0-0,0/-1 13:32	0-3,1/1 19:28
Mar 16	Vs NYI	1-0,1/0 19:00	0-1,1/1 11:23	0-2,3/0 14:00
Mar 18	@ PHI	0-0,1/-3 16:46	0-0,2/0 14:34	INJ
Mar 20	Vs DAL	1-1,2/0 17:00	0-0,0/0 15:12	INJ
Mar 22	@ DET	0-0,0/0 19:52	0-0,0/0 14:36	INJ
Mar 24	@ MTL	0-1,1/0 17:00	1-0,2/1 14:06	2-0(W),4/0 18:06
Mar 26	@ NYR	1-0,2/0 19:34	0-0,1/-1 13:27	1-1,1/2 17:36
Mar 28	Vs NYR	0-1,3/2 21:02	0-0,0/0 09:36	1-1(W),3/2 19:56
Mar 30	Vs CAR	0-1,0/0 14:04	0-0,0/0 09:10	0-0,2/-3 20:01
Apr 1	@ PIT	1-0,2/1 18:57	0-0,0/0 03:22	0-1,6/2 20:50
Apr 2	@ STL	DNP	INJ	0-1,1/-2 16:55
Apr 5	Vs NSH	0-1,0/-1 22:49	INJ	2-1,4/-1 20:16
Apr 7	Vs NJD	DNP	INJ	0-1,3/1 19:19

Goals-Assists-PIM/Rating

DND-Did Not Dress

INJ-Injured

SPD-Suspension



## 2017-18 PHILIPP GRUBAUER GAME-BY-GAME STATISTICS

Date	Opp.	GP	GS	W	L	OT	SA	GA	SV	SO	MIN
Oct. 9	@ TBL	1	--	--	--	1	40	4	.900	0	63:08
Oct 14	@ PHI	1	0	1	0	0	37	8	.784	0	60:00
Oct 21	vs FLA	1	0	1	0	0	22	3	.864	0	57:21
Oct 26	@ VAN	--	--	--	--	0	8	1	.875	0	25:00
Oct 29	@ CGY	1	0	1	0	0	38	2	.947	0	59:11
Nov 7	@ BUF	1	0	1	0	0	31	2	.935	0	59:17
Nov 14	@ NSH	--	--	--	--	0	6	0	1.000	0	20:00
Nov 16	@ COL	1	0	1	0	0	28	6	.786	0	59:51
Nov 24	vs TBL	1	1	0	0	0	26	1	.962	0	60:00
Dec 4	vs SJS	1	1	0	0	0	25	1	.960	0	60:00
Dec 11	@ NYI	--	--	--	--	0	17	0	1.000	0	35:13
Dec 22	@ ARI	1	--	--	--	1	27	3	.889	0	64:33
Dec 27	@ NYR	1	--	--	--	1	37	0	1.000	1	65:00
Jan 9	vs VAN	1	1	0	0	0	38	1	.974	0	60:00
Jan 12	@ CAR	1	1	0	0	0	39	3	.923	0	60:00
Jan 19	vs MTL	1	0	1	0	0	25	2	.920	0	57:33
Feb 2	@ PIT	--	--	--	--	0	6	1	.833	0	12:01
Feb 4	vs VGK	1	0	1	0	0	31	4	.871	0	58:33
Feb 15	@ MIN	1	1	0	0	0	34	2	.941	0	60:00
Feb 17	@ CHI	--	--	--	--	0	11	1	.909	0	20:00
Feb 19	@ BUF	1	1	0	0	0	34	2	.941	0	60:00
Feb 24	vs BUF	1	1	0	0	0	29	1	.966	0	60:00
Feb 26	@ CBJ	--	--	--	--	0	18	0	1.000	0	38:52
Feb 27	vs OTT	1	1	0	0	0	30	2	.933	0	60:00
Mar 6	@ ANA	--	--	--	--	0	8	0	1.000	0	33:07
Mar 8	@ LAK	1	0	1	0	0	28	2	.929	0	58:01
Mar 10	@ SJS	1	1	0	0	0	24	0	1.000	1	60:00
Mar 12	vs WPG	1	1	0	0	0	28	2	.929	0	64:11
Mar 15	@ NYI	1	1	0	0	0	38	3	.921	0	60:00
Mar 18	@ PHI	1	0	1	0	0	34	5	.853	0	58:00
Mar 22	@ DET	1	1	0	0	0	39	0	1.000	1	58:59
Mar 24	@ MTL	1	1	0	0	0	21	4	.810	0	60:00
Mar 26	@ NYR	1	1	0	0	0	30	2	.933	0	59:34
Apr 1	@ PIT	1	1	0	0	0	37	1	.973	0	59:40
Apr 5	vs NSH	1	0	1	0	0	29	4	.862	0	57:43

## 2017-18 BRADEN HOLTBY GAME-BY-GAME STATISTICS

Date	Opp.	GP	GS	W	L	OT	SA	GA	SV	SO	MIN
Oct. 5	@ OTT	1	1	0	0	0	32	4	.875	0	65:00
Oct 7	vs MTL	1	1	0	0	0	39	1	.974	0	59:50
Oct 11	vs PIT	1	0	1	0	0	36	3	.917	0	58:31
Oct 13	@ NJD	1	1	0	0	0	23	2	.913	0	60:00
Oct 17	vs TOR	1	0	1	0	0	29	1	.966	0	58:16
Oct 20	@ DET	1	1	0	0	0	37	3	.919	0	60:58
Oct 26	@ VAN	1	0	1	0	0	22	5	.773	0	35:00
Oct 28	@ EDM	1	1	0	0	0	40	2	.950	0	59:50
Nov 2	vs NYI	1	1	0	0	0	38	3	.921	0	59:20
Nov 4	@ BOS	1	1	0	0	0	33	2	.939	0	60:00
Nov 6	vs ARI	1	1	0	0	0	26	2	.923	0	64:14
Nov 10	vs PIT	1	1	0	0	0	28	1	.964	0	60:00
Nov 12	vs EDM	1	1	0	0	0	30	1	.967	0	65:00
Nov 14	@ NSH	1	0	1	0	0	25	6	.760	0	40:00
Nov 18	vs MIN	1	1	0	0	0	31	1	.968	0	59:57
Nov 20	vs CGY	1	0	1	0	0	39	4	.897	0	58:02
Nov 22	vs OTT	1	1	0	0	0	31	2	.935	0	60:00
Nov 25	@ TOR	1	1	0	0	0	29	2	.931	0	60:00
Nov 30	vs LAK	1	0	1	0	0	25	3	.880	0	58:48
Dec 2	vs CBJ	1	1	0	0	0	35	3	.914	0	59:48
Dec 6	vs CHI	1	1	0	0	0	39	2	.949	0	60:00
Dec 8	vs NYR	1	1	0	0	0	29	2	.931	0	59:39
Dec 11	@ NYI	1	0	1	0	0	12	3	.750	0	21:34
Dec 12	vs COL	1	1	0	0	0	24	2	.917	0	59:37
Dec 14	@ BOS	1	1	0	0	0	37	3	.919	0	59:42
Dec 16	vs ANA	1	1	0	0	0	30	2	.933	0	61:58
Dec 19	@ DAL	1	1	0	0	0	36	3	.917	0	61:51
Dec 23	@ VGK	1	0	1	0	0	28	3	.893	0	59:54
Dec 28	vs BOS	1	1	0	0	0	34	3	.912	0	65:00
Dec 30	vs NJD	1	1	0	0	0	27	2	.926	0	60:00
Jan 2	@ CAR	1	1	0	0	0	38	4	.895	0	61:57
Jan 7	vs STL	1	1	0	0	0	34	3	.912	0	63:49
Jan 11	vs CAR	1	0	1	0	0	32	2	.938	0	57:31
Jan 18	@ NJD	1	--	--	--	1	32	4	.875	0	60:34
Jan 21	vs PHI	1	--	--	--	1	23	2	.913	0	60:27
Jan 25	@ FLA	1	1	0	0	0	34	2	.941	0	59:36
Jan 31	vs PHI	1	1	0	0	0	30	3	.900	0	60:00
Feb 2	@ PIT	1	0	1	0	0	33	6	.818	0	47:59
Feb 6	@ CBJ	1	1	0	0	0	39	2	.949	0	59:38
Feb 9	vs CBJ	1	1	0	0	0	37	2	.946	0	60:00
Feb 11	vs DET	1	--	--	--	1	29	5	.828	0	60:43
Feb 13	@ WPG	1	--	--	--	1	44	4	.909	0	62:32
Feb 17	@ CHI	1	0	1	0	0	33	6	.818	0	40:00
Feb 20	vs TBL	1	0	1	0	0	19	4	.789	0	57:49
Feb 22	@ FLA	1	0	1	0	0	33	3	.909	0	59:31
Feb 26	@ CBJ	1	0	1	0	0	16	4	.750	0	19:28
Mar 3	vs TOR	1	1	0	0	0	29	2	.931	0	59:56
Mar 6	@ ANA	1	0	1	0	0	9	3	.667	0	25:37
Mar 16	vs NYI	1	1	0	0	0	25	3	.880	0	59:59
Mar 20	vs DAL	1	1	0	0	0	27	3	.889	0	60:00
Mar 28	vs NYR	1	1	0	0	0	37	2	.946	0	60:09
Mar 30	vs CAR	1	0	1	0	0	29	3	.897	0	59:32
Apr 2	@ STL	1	1	0	0	0	36	2	.944	0	59:12
Apr 7	vs NJD	1	1	0	0	0	26	3	.885	0	60:00

## 2017-18 GOALS & SHOTS BY PERIOD

			WSH GOALS				OPP GOALS				WSH SHOTS				OPP SHOTS				GOALS		SHOTS	
1	Oct. 5	at OTT	1	0	3	0	1	1	2	0	6	12	7	3	5	11	10	6	4	4	28	32
2	Oct. 7	vs. MTL	4	2	0	0	0	1	0	0	14	6	3	0	7	20	12	0	6	1	23	39
3	Oct. 9	at TBL	2	1	0	0	0	2	1	1	9	10	6	1	9	9	17	5	3	4	26	40
4	Oct. 11	vs. PIT	0	1	1	0	1	1	1	0	7	8	7	0	9	15	12	0	2	3	22	36
5	Oct. 13	at NJD	1	2	2	0	0	1	1	0	8	12	8	0	8	9	6	0	5	2	28	23
6	Oct. 14	at PHI	1	1	0	0	2	3	3	0	9	7	7	0	13	11	13	0	2	8	23	37
7	Oct. 17	vs. TOR	0	0	0	0	0	0	2	0	7	10	13	0	7	10	13	0	0	2	30	30
8	Oct. 20	at DET	0	1	2	1	0	1	2	0	14	11	14	2	13	8	15	1	4	3	41	37
9	Oct. 21	vs. FLA	0	1	0	0	2	1	1	0	16	13	13	0	7	12	4	0	1	4	42	23
10	Oct. 26	at VAN	0	1	1	0	3	2	1	0	4	8	15	0	15	9	6	0	2	6	27	30
11	Oct. 28	at EDM	1	1	3	0	2	0	0	0	12	12	7	0	16	14	10	0	5	2	31	40
12	Oct. 29	at CGY	0	0	1	0	0	1	1	0	12	10	9	0	14	15	9	0	1	2	31	38
13	Nov. 2	vs. NYI	2	1	1	0	1	1	1	0	11	6	2	0	14	8	16	0	4	3	19	38
14	Nov. 4	at BOS	2	1	0	0	0	1	1	0	8	13	6	0	7	12	14	0	3	2	27	33
15	Nov. 6	vs. ARZ	1	1	0	1	2	0	0	0	13	13	11	3	6	12	6	2	3	2	40	26
16	Nov. 7	at BUF	0	1	0	0	0	1	2	0	4	10	11	0	15	9	8	0	1	3	25	32
17	Nov. 10	vs. PIT	1	1	2	0	0	1	0	0	9	12	10	0	7	9	12	0	4	1	31	28
18	Nov. 12	vs. EDM	0	0	1	0	0	0	1	0	7	7	5	0	5	12	12	1	1	1	19	30
19	Nov. 14	at NSH	0	3	0	0	2	4	0	0	3	14	12	0	18	7	6	0	3	6	29	31
20	Nov. 16	at COL	0	1	1	0	2	1	3	0	14	7	9	0	10	8	10	0	2	6	20	28
21	Nov. 18	vs. MIN	2	0	1	0	1	0	0	0	13	8	22	0	12	9	10	0	3	1	43	31
22	Nov. 20	vs. CGY	1	0	0	0	1	1	2	0	12	6	12	0	11	13	15	0	1	4	30	39
23	Nov. 22	vs. OTT	2	2	1	0	0	1	1	0	11	6	8	0	11	11	9	0	5	2	25	31
24	Nov. 24	vs. TB	1	1	1	0	1	0	0	0	16	14	8	0	7	9	10	0	3	1	38	26
25	Nov. 25	at TOR	2	1	1	0	0	0	2	0	7	10	4	0	11	11	7	0	4	2	21	29
26	Nov. 30	vs. LA	1	1	0	0	1	2	2	0	13	6	10	0	10	7	10	0	2	5	29	27
27	Dec. 2	vs. CBJ	2	1	1	0	0	2	1	0	6	14	3	0	8	10	17	0	4	3	23	35
28	Dec. 4	vs. SJ	1	2	1	0	0	1	0	0	10	7	12	0	8	8	9	0	4	1	29	25
29	Dec. 6	vs. CHI	3	1	2	0	1	0	1	0	11	6	8	0	16	16	7	0	6	2	25	39
30	Dec. 8	vs. NYR	1	1	2	0	0	1	1	0	17	8	15	0	9	13	7	0	4	2	40	29
31	Dec. 11	at NYI	0	0	1	0	1	2	0	0	7	15	10	0	10	10	9	0	1	3	32	29
32	Dec. 12	vs. COL	1	1	3	0	0	1	1	0	7	10	10	0	7	6	11	0	5	2	27	24
33	Dec. 14	at BOS	1	1	3	0	0	1	2	0	13	3	6	0	11	13	13	0	5	3	22	37
34	Dec. 16	vs. ANA	0	0	2	1	1	1	0	0	7	8	11	1	7	13	8	2	3	2	27	30
35	Dec. 19	vs. DAL	1	1	1	1	1	1	1	0	9	5	12	2	11	14	10	1	4	3	28	36
36	Dec. 22	at ARZ	0	1	1	0	0	0	2	1	2	9	5	1	5	6	10	6	2	3	17	27
37	Dec. 23	at VGK	0	0	0	0	3	0	0	0	9	7	10	0	17	5	6	0	0	3	26	28
38	Dec. 27	at NYR	0	0	0	0	0	0	0	0	8	13	6	3	10	8	18	1	0	0	30	37
39	Dec. 28	vs. BOS	0	2	1	0	2	0	1	0	10	10	12	2	14	7	10	3	3	3	34	34
40	Dec. 30	vs. NJD	2	1	2	0	1	0	1	0	12	10	13	0	12	7	8	0	5	2	35	27
41	Jan. 2	at CAR	2	1	1	1	1	1	2	0	7	7	11	1	13	8	16	1	5	4	26	38
42	Jan. 7	vs. STL	1	0	2	1	0	2	1	0	8	6	18	1	7	17	8	2	4	3	33	34
43	Jan. 9	vs. VAN	2	1	0	0	1	0	0	0	11	18	7	0	14	4	20	0	3	1	36	38
44	Jan. 11	vs. CAR	0	1	0	0	0	1	2	0	10	8	10	0	10	15	8	0	1	3	28	33
45	Jan. 12	at CAR	1	1	2	0	1	1	1	0	12	7	8	0	10	18	11	0	4	3	27	39
46	Jan. 18	at NJD	1	1	1	0	1	2	0	1	5	6	8	0	12	13	6	1	3	4	19	32
47	Jan. 19	vs. MTL	0	1	1	0	0	1	2	0	4	12	10	0	8	7	11	0	2	3	26	26
48	Jan. 21	vs. PHI	0	1	0	0	0	1	0	1	10	10	8	0	8	10	4	1	1	2	28	23
49	Jan. 25	at FLA	1	2	1	0	1	1	0	0	10	17	19	0	11	9	14	0	4	2	46	34
50	Jan. 31	vs. PHI	0	3	2	0	2	0	1	0	6	11	8	0	11	12	7	0	5	3	25	30
51	Feb. 2	at PIT	1	2	1	0	2	1	4	0	12	12	9	0	13	13	13	0	4	7	33	39
52	Feb. 4	vs. VGK	1	1	1	0	1	1	2	0	8	9	6	0	11	9	11	0	3	4	23	31
53	Feb. 6	at CBJ	1	1	1	0	1	0	1	0	12	7	6	0	11	17	11	0	3	2	25	39
54	Feb. 9	vs. CBJ	2	2	0	0	1	1	0	0	6	5	6	0	9	13	15	0	4	2	17	37
55	Feb. 11	vs. DET	1	0	3	0	1	3	0	1	8	2	15	2	6	17	5	1	4	5	27	29
56	Feb. 13	at WPG	1	1	1	0	1	0	2	1	13	9	4	1	13	14	15	2	3	4	27	44
57	Feb. 15	at MIN	0	2	3	0	0	0	2	0	6	9	12	0	8	8	18	0	5	2	27	34
58	Feb. 17	at CHI	1	0	0	0	3	3	1	0	6	6	8	0	21	12	11	0	1	7	20	44
59	Feb. 19	at BUF	0	2	1	0	0	0	2	0	14	10	6	0	10	7	17	0	3	2	30	34
60	Feb. 20	vs. TB	0	1	1	0	3	0	1	0	8	14	15	0	8	5	6	0	2	4	37	17
61	Feb. 22	at FLA	1	1	0	0	1	0	2	0	14	11	10	0	11	7	15	0	2	3	35	33
62	Feb. 24	vs. BUF	1	1	3	0	0	0	1	0	8	12	17	0	9	9	11	0	5	1	37	29
63	Feb. 26	at CBJ	1	0	0	0	4	0	1	0	7	8	11	0	16	9	10	0	1	5	26	35
64	Feb. 28	vs. OTT	1	2	0	0	0	1	1	0	10	5	7	0	12	8	10	0	3	2	22	30
65	Mar. 3	vs. TOR	3	2	0	0	1	1	0	0	12	18	4	0	7	12	10	0	5	2	34	29
66	Mar. 6	at ANA	0	0	0	0	2	1	1	0	7	14	15	0	7	7	4	0	0	4	36	18
67	Mar. 8	at LA	0	1	0	0	1	1	1	0	8	13	5	0	14	9	6	0	3	1	26	29
68	Mar. 10	at SJ	0	1	1	0	0	0	0	0	6	12	8	0	12	3	9	0	2	0	26	24
69	Mar. 12	vs. WPG	1	1	0	1	1	0	1	0	14	13	9	7	8	10	10	0	3	2	43	28
70	Mar. 15	at NYI	3	2	2	0	2	0	1	0	9	8	5	0	12	14	12	0	7	3	22	38
71	Mar. 16	vs. NYI	1	2	3	0	0	1	2	0	10	10	11	0	4	9	12	0	6	3	31	25
72	Mar. 18	at PHI	0	1	2	0	0	3	3	0	8	7	13	0	9	14	12	0	6	3	28	35
73	Mar. 20	vs. DAL	0	3	1	0	1	2	0	0	5	16	11	0	4	13	10	0	4	3	32	27
74	Mar. 22	at DET	0	0	1	0	0	0	0	0	11	10	5	0	13	15	11	0	1	0	26	39
75	Mar. 24	at MTL	3	1	2	0	1	1	2	0	10	10	10	0	9	5	7	0	6	4	30	21
76	Mar. 26	at NYR	4	0	0	0	0	1	1	0	15	10	8	0	7	16	7	0	4	2	33	30
77	Mar. 28	vs. NYR	1	0	1	1	1	0	1	0	8	13	11	1	18	9	10	0	3	2	33	37
78	Mar. 30	vs. CAR	0	1																		



# 2017-18 Injuries & Illnesses

## BY PLAYER

Jay Beagle, missed threes game (4/2-4/7)  
Philipp Grubauer, missed one game (3/28)  
Braden Holtby, missed three games (3/22-3/26)  
Evgeny Kuznetsov, missed three games (3/18-3/22)  
Brooks Orpik, missed one game (3/18)  
Andre Burakovsky, missed 22 games (10/26-12/6, 1/11-1/12)  
Matt Niskanen, missed 14 games (10/14-11/12, 1/2)  
Chandler Stephenson, missed two games (12/4, 12/27)  
T.J. Oshie, missed six games (12/6-12/17)  
Christian Djoos, missed six games (11/16-11/25)  
Tyler Graovac, missed 11 games (10/20-11/12)  
Brett Connolly, missed seven games (10/28-11/10)  
Madison Bowey, missed one game (11/7)  
Nicklas Backstrom, missed one game (10/26)  
Lars Eller, missed one game (10/17)


**Total Man Games Lost: 82**

# 2017-18 Transactions

July 1: Re-signed Brett Connolly  
July 2: Re-signed Evgeny Kuznetsov  
July 3: Signed Devante Smith-Pelly  
July 3: Signed John Albert  
July 4: Re-signed Andre Burakovsky  
July 5: Re-signed Travis Boyd  
July 6: Re-signed Philipp Grubauer  
July 11: Signed Wayne Simposon  
July 14: Re-signed Liam O'Brien  
October 4: Signed Alex Chiasson  
October 14: Recalled Madison Bowey  
October 24: Recalled Chandler Stephenson from Hershey  
October 27: Recalled Anthony Peluso from Hershey  
November 1: Recalled Liam O'Brien from Hershey  
November 1: Re-assigned Anthony Peluso to Hershey  
November 11: Re-assigned Liam O'Brien to Hershey  
November 14: Loaned Tyler Graovac to Hershey  
November 24: Recalled Tyler Graovac from Hershey  
November 29: Re-assigned Aaron Ness to Hershey  
December 1: Assigned Nathan Walker to Hershey  
December 3: Recalled Travis Boyd from Hershey  
December 9: Re-assigned Tyler Graovac to Hershey  
December 20: Claimed Nathan Walker off of waivers from Edmonton  
December 28: Re-assigned Nathan Walker to Hershey  
January 12: Recalled Travis Boyd from Hershey  
January 13: Re-assigned Travis Boyd to Hershey  
February 9: Acquired Joe Whitney and Adam Chapie  
February 10: Re-signed Lars Eller  
February 19: Acquired Michal Kempny  
February 21: Acquired Jakub Jerabek

February 27: Recalled Travis Boyd from Hershey  
March 13: Re-assigned Madison Bowey to Hershey  
March 21: Recalled Pheonix Copley from Hershey  
March 22: Signed Tobias Geisser  
March 23: Signed Shane Gersich  
March 23: Re-assigned Travis Boyd to Hershey  
March 26: Re-assigned Pheonix Copley to Hershey  
March 27: Recalled Pheonix Copley from Hershey  
March 29: Re-assigned Pheonix Copley to Hershey  
April 3: Recalled Madison Bowey from Hershey  
April 3: Recalled Travis Boyd from Hershey  
April 4: Signed Brian Pinho









# TEAM HISTORY



OLIE KOLZIG





# Year-by-Year Results

YEAR	GP	W	L	T	OT	PTS	PCT	GF	GA	DIV. FINISH	PLAYOFF RESULTS
2017-18	82	49	26	-	7	105	.640	256	238	1st	Won Stanley Cup Final
2016-17	82	55	19	-	8	118	.720	261	177	1st	Lost Conf. Semifinals
2015-16	82	56	18	-	8	120	.732	248	191	1st	Lost Conf. Semifinals
2014-15	82	45	26	-	11	101	.616	237	199	2nd	Lost Conf. Semifinals
2013-14	82	38	30	-	14	90	.549	225	229	5th	Did Not Qualify
2012-13	48	27	18	-	3	57	.594	146	130	1st	Lost Conf. Quarterfinals
2011-12	82	42	32	-	8	92	.561	222	230	2nd	Lost Conf. Semifinals
2010-11	82	48	23	-	11	107	.652	224	191	1st	Lost Conf. Semifinals
2009-10	82	54	15	-	13	121	.738	313	227	1st	Lost Conf. Quarterfinals
2008-09	82	50	24	-	8	108	.659	272	245	1st	Lost Conf. Semifinals
2007-08	82	43	31	-	8	94	.573	242	231	1st	Lost Conf. Quarterfinals
2006-07	82	28	40	-	14	70	.427	235	286	5th	Did Not Qualify
2005-06	82	29	41	-	12	70	.427	237	306	5th	Did Not Qualify
2003-04	82	23	46	10	3	59	.360	186	253	5th	Did Not Qualify
2002-03	82	39	29	8	6	92	.561	224	220	2nd	Lost Conf. Quarterfinals
2001-02	82	36	33	11	2	85	.518	228	240	2nd	Did Not Qualify
2000-01	82	41	27	10	4	96	.585	233	211	1st	Lost Conf. Quarterfinals
1999-00	82	44	24	12	2	102	.622	227	194	1st	Lost Conf. Quarterfinals
1998-99	82	31	45	6	-	68	.415	200	218	3rd	Did Not Qualify
1997-98	82	40	30	12	-	92	.561	219	202	3rd	Lost Stanley Cup Finals
1996-97	82	33	40	9	-	75	.457	214	231	5th	Did Not Qualify
1995-96	82	39	32	11	-	89	.543	234	204	4th	Lost Conf. Quarterfinals
1994-95	48	22	18	8	-	52	.542	136	120	3rd	Lost Conf. Quarterfinals
1993-94	84	39	35	10	-	88	.524	277	263	3rd	Lost Conf. Semifinals
1992-93	84	43	34	7	-	93	.554	325	286	2nd	Lost Div. Semifinals
1991-92	80	45	27	8	-	98	.613	330	275	2nd	Lost Div. Semifinals
1990-91	80	37	36	7	-	81	.506	258	258	3rd	Lost Div. Finals
1989-90	80	36	38	6	-	78	.488	284	275	3rd	Lost Conf. Finals
1988-89	80	41	29	10	-	92	.575	305	259	1st	Lost Div. Semifinals
1987-88	80	38	33	9	-	85	.531	281	249	2nd	Lost Div. Finals
1986-87	80	38	32	10	-	86	.538	285	278	2nd	Lost Div. Semifinals
1985-86	80	50	23	7	-	107	.669	315	272	2nd	Lost Div. Finals
1984-85	80	46	25	9	-	101	.631	322	240	2nd	Lost Div. Semifinals
1983-84	80	48	27	5	-	101	.631	308	226	2nd	Lost Div. Finals
1982-83	80	39	25	16	-	94	.588	306	283	3rd	Lost Div. Semifinals
1981-82	80	26	41	13	-	65	.406	319	338	5th	Did Not Qualify
1980-81	80	26	36	18	-	70	.438	286	317	5th	Did Not Qualify
1979-80	80	27	40	13	-	67	.419	261	293	5th	Did Not Qualify
1978-79	80	24	41	15	-	63	.394	273	338	4th	Did Not Qualify
1977-78	80	17	49	14	-	48	.300	195	321	5th	Did Not Qualify
1976-77	80	24	42	14	-	62	.388	221	307	4th	Did Not Qualify
1975-76	80	11	59	10	-	32	.200	224	394	5th	Did Not Qualify
1974-75	80	8	67	5	-	21	.131	181	446	5th	Did Not Qualify
<b>Total</b>	<b>3,426</b>	<b>1,575</b>	<b>1,406</b>	<b>303</b>	<b>142</b>	<b>3,595</b>	<b>.525</b>	<b>10,750</b>	<b>10,861</b>	<b>-</b>	<b>-</b>

## HOME

YEAR	GP	W	L	T	OT	PTS	GF	GA
2017-18	41	28	11	-	2	58	136	103
2016-17	41	32	7	-	2	66	133	67
2015-16	41	29	8	-	4	62	127	93
2014-15	41	23	13	-	5	51	120	92
2013-14	41	21	13	-	7	49	113	113
2012-13	24	15	8	-	1	31	76	60
2011-12	41	26	11	-	4	56	115	99
2010-11	41	25	8	-	8	58	122	94
2009-10	41	30	5	-	6	66	159	109
2008-09	41	29	9	-	3	61	146	112
2007-08	41	23	15	-	3	49	127	110
2006-07	41	17	17	-	7	41	130	135
2005-06	41	16	18	-	7	39	126	145
2003-04	41	13	20	6	2	34	97	119
2002-03	41	24	13	2	2	52	128	116
2001-02	41	21	12	6	2	50	124	110
2000-01	41	24	9	6	2	56	129	98
1999-00	41	26	5	8	2	62	120	83
1998-99	41	16	23	2	-	34	107	111
1997-98#	41	23	12	6	-	52	116	94
1996-97	41	19	17	5	-	43	109	109
1995-96	41	21	15	5	-	47	124	97
1994-95	24	15	6	3	-	33	75	48
1993-94*	41	17	15	9	-	43	135	121
1992-93*	41	20	15	6	-	46	159	134
1991-92	40	25	12	3	-	53	171	131
1990-91	40	21	14	5	-	47	145	123
1989-90	40	19	18	3	-	41	155	137
1988-89	40	25	12	3	-	53	159	117
1987-88	40	22	14	4	-	48	148	116
1986-87	40	22	15	3	-	47	147	131
1985-86	40	30	8	2	-	62	176	126
1984-85	40	27	11	2	-	56	173	109
1983-84	40	26	11	3	-	55	179	101
1982-83	40	22	12	6	-	50	153	132
1981-82	40	16	16	8	-	40	189	152
1980-81	40	16	17	7	-	39	152	151
1979-80	40	20	14	6	-	46	162	138
1978-79	40	15	19	6	-	36	151	162
1977-78	40	10	23	7	-	27	104	158
1976-77	40	17	15	8	-	42	132	123
1975-76	40	6	26	8	-	20	117	166
1974-75	40	7	28	5	-	19	98	191
<b>Total</b>	<b>1,713</b>	<b>900</b>	<b>591</b>	<b>153</b>	<b>69</b>	<b>2,022</b>	<b>5,750</b>	<b>5,033</b>

## AWAY

GP	W	L	T	OT	PTS	GF	GA
41	21	15	-	5	47	120	135
41	23	12	-	6	52	128	110
41	27	10	-	4	58	121	98
41	22	13	-	6	50	117	107
41	17	17	-	7	41	112	116
24	12	10	-	2	26	70	70
41	16	21	-	4	36	103	127
41	23	15	-	3	49	97	97
41	24	10	-	7	55	159	124
41	21	15	-	5	47	126	133
41	20	16	-	5	45	115	121
41	11	23	-	7	29	105	151
41	13	23	-	5	31	111	161
41	10	26	4	1	25	89	134
41	15	16	6	4	40	96	104
41	15	21	5	0	35	104	130
41	17	18	4	2	40	104	113
41	18	19	4	0	40	107	111
41	15	22	4	-	34	93	107
41	17	18	6	-	40	103	108
41	14	23	4	-	32	105	122
41	18	17	6	-	42	110	107
24	7	12	5	-	19	61	72
41	21	19	1	-	43	132	133
41	21	19	1	-	43	158	149
40	20	15	5	-	45	159	138
40	16	22	2	-	34	113	135
40	17	20	3	-	37	129	138
40	16	17	7	-	39	150	142
40	16	19	5	-	37	130	128
40	16	17	7	-	39	138	147
40	20	15	5	-	45	138	146
40	19	14	7	-	45	149	131
40	22	16	2	-	46	129	121
40	17	13	10	-	44	153	151
40	10	25	5	-	25	130	186
40	10	19	11	-	31	134	162
40	7	26	7	-	21	97	155
40	9	22	9	-	27	122	176
40	7	26	7	-	21	91	163
40	7	27	6	-	20	89	184
40	5	33	2	-	12	107	223
40	1	39	0	-	2	83	256
713	675	815	150	73	1,573	5,000	5,828

\* Not counting neutral-site games (2-0-0 in 1992-93; 1-1-0 in 1993-94)

# Team started 5-3-2 at US Airways Arena; finished 18-9-4 at MCI Center



# Year-by-Year Leaders

Year	Points	Goals	Assists	Penalty Minutes	Power-Play Goals
2017-18	Ovechkin 87	Ovechkin 49	Kuznetsov 56	Wilson 187	Ovechkin 17
2016-17	Backstrom 86	Ovechkin/Oshie 33	Backstrom 63	Wilson 133	Ovechkin 17
2015-16	Kuznetsov 77	Ovechkin 50	Kuznetsov 57	Wilson 163	Ovechkin 19
2014-15	Ovechkin 81	Ovechkin 53	Backstrom 60	Wilson 172	Ovechkin 25
2013-14	Ovechkin/Backstrom 79	Ovechkin 51	Backstrom 61	Wilson 151	Ovechkin 24
2012-13	Ovechkin 56	Ovechkin 32	Backstrom 40	Hendricks 73	Ovechkin 16
2011-12	Ovechkin 65	Ovechkin 38	Wideman 35	Hendricks 95	Ovechkin 13
2010-11	Ovechkin 85	Ovechkin 32	Ovechkin 53	Hendricks 110	Knuble/Ovechkin 7
2009-10	Ovechkin 109	Ovechkin 50	Backstrom 68	Ovechkin 89	Ovechkin 13
2008-09	Ovechkin 110	Ovechkin 56	Backstrom 66	Brashear 121	Ovechkin 19
2007-08	Ovechkin 112	Ovechkin 65	Backstrom 55	Brashear 119	Ovechkin 22
2006-07	Ovechkin 92	Ovechkin 46	Ovechkin 46	Brashear 156	Semin 17
2005-06	Ovechkin 106	Ovechkin 52	Ovechkin 54	Clark 110	Ovechkin 21
2003-04	Halpern 46	Halpern 19	Halpern 27	Verot 135	Halpern 7
2002-03	Jagr 77	Jagr 36	Gonchar 49	Doig 108	Jagr 13
2001-02	Jagr 79	Bondra 39	Jagr 48	Simon 137	Bondra 17
2000-01	Oates 82	Bondra 45	Oates 69	Simon 109	Bondra 22
1999-00	Oates 71	Simon 29	Oates 56	Simon 146	Simon 7
1998-99	Bondra 55	Bondra 31	Oates 42	Berube 166	Gonchar 13
1997-98	Bondra 78	Bondra 52	Oates 58	Berube 189	Bondra 11
1996-97	Bondra 77	Bondra 46	Hunter 32	Berube 218	Bondra 10
1995-96	Pivonka 81	Bondra 52	Pivonka 65	Kaminski 164	Bondra 11
1994-95	Juneau/Bondra 43	Bondra 34	Juneau 38	Berube 173	Bondra 12
1993-94	Ridley 70	Khristich 29	Ridley 44	Berube 305	Khristich/Ridley 10
1992-93	Bondra 85	Bondra 37	Hunter 59	May 268	Hatcher 13
1991-92	Pivonka 80	Ciccarelli 38	Pivonka 57	May 221	Khristich 14
1990-91	Hatcher 74	Miller/Hatcher 24	Hatcher/Pivonka 50	May 264	Hatcher/Hunter 9
1989-90	Ciccarelli 79	Ciccarelli 41	Ridley 43	May 339	Ciccarelli/Pivonka 10
1988-89	Ridley 89	Courtall 42	Stevens 61	Stevens 225	(Three players)* 16
1987-88	Gartner 81	Gartner 48	Stevens 60	Hunter 240	Gartner 19
1986-87	Murphy 81	Gartner 41	Murphy 58	Stevens 285	Laughlin 11
1985-86	Christian 83	Christian 41	Gustafsson 52	Stevens 165	Christian 18
1984-85	Gartner 102	Carpenter 53	Gartner 52	Stevens 221	Gartner 17
1983-84	Gartner 85	Gartner 40	Christian 52	Stevens 201	Christian 9
1982-83	Maruk 81	Gartner 38	Maruk 50	Holt 275	Carpenter 14
1981-82	Maruk 136	Maruk 60	Maruk 76	Holt 250	Maruk 20
1980-81	Maruk 97	Maruk 50	Maruk 47	Hangsleben 198	Maruk 16
1979-80	Gartner 68	Gartner 36	Picard 43	Mulvey 240	Walter 12
1978-79	Maruk 90	Maruk/Rowe 31	Maruk 59	Lane 147	Charron/Sirois 9
1977-78	Charron 73	Charron 38	Sirois 37	Lane 195	Meehan 7
1976-77	Charron 82	Charron 36	Lane 46	Lane 207	Meehan 9
1975-76	Pyatt 49	Pyatt 26	Monahan 29	Labre 146	White 7
1974-75	Williams 58	Williams 22	Williams 36	Labre 182	Dupere 8
Year	Plus/Minus Rating	Goaltender Wins	Goals-Against Average	Shutouts	Faceoff Percentage
2017-18	Niskanen +24	Holtby 34	Grubauer 2.35	Grubauer 3	Beagle 58.5%
2016-17	Orpik +32	Holtby 42	Grubauer 2.04	Holtby 9	Beagle 56.4%
2015-16	Kuznetsov +27	Holtby 48	Holtby 2.20	Holtby 3	Beagle 58.1%
2014-15	Green +15	Holtby 41	Holtby 2.22	Holtby 9	Backstrom 53.6%
2013-14	Ward/Oleksy +7	Holtby 23	Halak 2.31	Holtby 4	Grabovski 54.0%
2012-13	Fehr +14	Holtby 23	Holtby 2.58	Holtby 4	Beagle 56.1%
2011-12	Ward/Alzner +12	Vokoun 25	Holtby 2.49	Vokoun 4	Halpern 58.4%
2010-11	Backstrom/Ovechkin +24	Neuvirth 27	Holtby 1.79	Neuvirth 4	Steckel 63.7%
2009-10	Schultz +50	Theodore 30	Varlamov 2.55	Varlamov 2	Steckel 59.2%
2008-09	Semin +25	Theodore 32	Johnson 2.81	Theodore 2	Steckel 57.9%
2007-08	Kozlov/Ovechkin +28	Kolzig 25	Kolzig 2.91	Huet 2	Fedorov 58.0%
2006-07	Gordon +10	Kolzig 22	Kolzig 3.00	Kolzig 1	Gordon 52.1%
2005-06	Clark +9	Kolzig 20	Johnson 3.44	Johnson 1	Halpern 55.2%
2003-04	Semin/Whitfield -2	Kolzig 19	Kolzig 2.89	Kolzig 2	Halpern 54.3%
2002-03	Klee +22	Kolzig 33	Kolzig 2.40	Kolzig 4	Halpern 54.1%
2001-02	Bondra +17	Kolzig 31	Kolzig 2.79	Kolzig 6	Oates 56.5%
2000-01	Reekie +14	Kolzig 37	Kolzig 2.48	Kolzig 5	Oates 58.9%
1999-00	Gonchar +26	Kolzig 41	Kolzig 2.24	Kolzig 5	Oates 56.8%
1998-99	Reekie +11	Kolzig 26	Tabaracci 2.51	Kolzig 4	Oates 59.2%
1997-98	Reekie +15	Kolzig 33	Kolzig 2.20	Kolzig 5	
1996-97	Cote +11	Carey 17	Kolzig 2.59	Kolzig 2	
1995-96	Tinordi +26	Carey 35	Carey 2.26	Carey 9	
1994-95	Reekie +10	Carey 18	Carey 2.13	Carey 4	<b>Hits</b>
1993-94	Cote +30	Beaupre 24	Beaupre 2.84	Beaupre/Tabaracci 2	2017-18 Wilson 250
1992-93	Khristich +29	Beaupre 27	Beaupre 3.31	Tabaracci 2	2016-17 Wilson 239
1991-92	Khristich +24	Beaupre 29	Beaupre 3.20	Beaupre/Liut 1	2015-16 Wilson 253
1990-91	Langway +12	Beaupre 20	Beaupre 2.64	Beaupre 5	2014-15 Orpik 306
1989-90	Courtall +27	Beaupre 23	Beaupre 3.22	Beaupre 2	2013-14 Brouwer 210
1988-89	Hatcher +19	Peeters 20	Peeters 2.85	Peeters 4	2012-13 Ovechkin 120
1987-88	Gartner +20	Malarchuk 24	Peeters 2.78	Malarchuk 4	2011-12 Brouwer 247
1986-87	Murphy +25	Mason 20	Peeters 3.21	N/A 0	<b>Blocked Shots</b>
1985-86	Haworth +36	Jensen 28	Jensen 3.18	Jensen 2	2017-18 Orpik 168
1984-85	Langway +36	Riggin 28	Riggin 2.98	Riggin 2	2016-17 Alzner 162
1983-84	Gustafsson +29	Jensen 25	Riggin 2.66	Jensen/Riggin 4	2015-16 Alzner 207
1982-83	Currie +18	Jensen 22	Riggin 3.36	Jensen 1	2014-15 Carlson 200
1981-82	Robertson -1	Parro 16	Jensen 3.81	Parro 1	2013-14 Carlson 177
1980-81	Gustafsson +11	Palmateer 18	Palmateer 3.85	Palmateer 2	2012-13 Carlson 123
1979-80	Gartner +16	Stephenson 18	Stephenson 3.57	N/A 0	2011-12 Carlson 153
2015-16	Oshie 62	Inness 14	Inness 3.70	N/A 0	<b>Takeaways</b>
1978-79	Edberg +12	Bedard 11	Bedard 3.66	Bedard 1	2017-18 Carlson 58
1977-78	Marson +1	Low 16	Wolfe 3.84	Wolfe 1	2016-17 Backstrom 61
1976-77	Riley +4	Low 6	Wolfe 4.16	N/A 0	2015-16 Oshie 62
1975-76	Gryp -18	Low 8	Belhumeur 5.36	N/A 0	2014-15 Backstrom 55
1974-75	Brooks -19			Low 1	2013-14 Carlson 55
					2012-13 Backstrom 40
					2011-12 Laich 52

\* Mike Ridley, Geoff Courtall and Dino Ciccarelli (three of Ciccarelli's 16 power-play goals in 1988-89 were with Washington).



# Career Leaders

## GAMES PLAYED

1.	Alex Ovechkin	1,003
2.	Calle Johansson	983
3.	Peter Bondra	961
4.	Kelly Miller	940
5.	Dale Hunter	872
6.	Michal Pivonka	825
7.	Nicklas Backstrom	815
8.	Mike Gartner	758
9.	Brooks Laich	742
10.	Rod Langway	726

## GOALS

1.	Alex Ovechkin	607
2.	Peter Bondra	472
3.	Mike Gartner	397
4.	Mike Ridley	218
5.	Nicklas Backstrom	209
6.	Alexander Semin	197
7.	Bengt-Ake Gustafsson	195
8.	Dave Christian	193
9.	Bobby Carpenter	188
10.	Dennis Maruk	182

## ASSISTS

1.	Nicklas Backstrom	590
2.	Alex Ovechkin	515
3.	Michal Pivonka	418
4.	Mike Gartner	392
5.	Dale Hunter	375
6.	Calle Johansson	361
7.	Bengt Gustafsson	359
8.	Peter Bondra	353
9.	Scott Stevens	331
10.	Mike Ridley	329

## PENALTY MINUTES

1.	Dale Hunter	2,003
2.	Scott Stevens	1,628
3.	Craig Berube	1,220
4.	Alan May	1,189
5.	Brendan Witt	1,035
6.	Kevin Hatcher	999
7.	Tom Wilson	806
8.	Mike Gartner	770
9.	Yvon Labre	756
10.	Greg Adams	694

## POWER-PLAY GOALS

1.	Alex Ovechkin	229
2.	Peter Bondra	137
3.	Mike Gartner	98
4.	Dale Hunter	72

## SHORTHANDED GOALS

1.	Peter Bondra	32
2.	Mike Ridley	17
	Bengt Gustafsson	17
4.	Kelly Miller	15

## GAME-WINNING GOALS

1.	Alex Ovechkin	102
2.	Peter Bondra	73
3.	Mike Gartner	54
4.	Nicklas Backstrom	33

## PLUS/MINUS RATING

1.	Nicklas Backstrom	+118
2.	Rod Langway	+116
3.	Scott Stevens	+90
4.	Alex Ovechkin	+87
5.	Joe Reekie	+86
6.	Jeff Schultz	+78
7.	Kelly Miller	+75
8.	Peter Bondra	+74
9.	Gaetan Duchesne	+69
10.	Alan Haworth	+68

## GOALTENDING (MINIMUM 3,000 MIN.)

### GAMES PLAYED

1.	Olie Kolzig	711
2.	Braden Holtby	361
3.	Don Beaupre	269

### MINUTES

1.	Olie Kolzig	41,260
2.	Braden Holtby	20,678
3.	Don Beaupre	15,186

### WINS

1.	Olie Kolzig	301
2.	Braden Holtby	225
3.	Don Beaupre	128

### GOALS-AGAINST AVERAGE

1.	Philipp Grubauer	2.29
2.	Jim Carey	2.37

## SAVE PERCENTAGE

1.	Philipp Grubauer	.923
2.	Braden Holtby	.919
3.	Semyon Varlamov	.917

## SAVES

1.	Olie Kolzig	18,013
2.	Braden Holtby	9,475
3.	Don Beaupre	6,036

## SHUTOUTS

1.	Olie Kolzig	35
2.	Braden Holtby	32
3.	Jim Carey	14

# TOP 50 POINT SCORERS

No.	Player	Years	GP	G	A	P	PIM	No.	Player	Years	GP	G	A	P	PIM
1.	Alex Ovechkin	2005-	1,003	607	515	1,122	649	26.	Craig Laughlin	1982-88	428	110	173	283	284
2.	Peter Bondra	1990-04	961	472	353	825	679	27.	Ryan Walter	1978-82	307	114	163	277	468
3.	Nicklas Backstrom	2007-	815	209	590	799	418	28.	Bobby Gould	1981-89	600	134	142	276	476
4.	Mike Gartner	1979-89	789	397	392	789	770	29.	Guy Charron	1976-81	320	118	156	274	54
5.	Michal Pivonka	1986-99	825	181	418	599	476	30.	Sylvain Cote	1991-02	622	75	195	270	336
6.	Dale Hunter	1987-99	872	181	375	556	2003	31.	Alan Haworth	1982-87	346	129	139	268	249
7.	Bengt Gustafsson	1979-89	629	196	359	555	196	32.	Evgeny Kuznetsov	2014-	340	80	185	265	156
8.	Mike Ridley	1986-94	588	218	329	547	250	33.	Joe Juneau	1993-99	321	63	173	236	100
9.	Calle Johansson	1989-03	983	113	361	474	449	34.	Jeff Halpern	1999-06, '11-12	507	91	139	230	375
10.	Dennis Maruk	1978-83	343	182	249	431	365	35.	Gaetan Duchesne	1981-87	451	87	138	225	251
11.	Scott Stevens	1982-90	601	98	331	429	1628	36.	Dainius Zubrus	2000-07	331	86	130	216	260
12.	Kevin Hatcher	1984-94	685	149	277	426	999	37.	Robert Sirois	1975-80	282	91	120	211	38
13.	Dave Christian	1983-90	504	193	224	417	107	38.	Dino Ciccarelli	1988-92	223	112	97	209	278
14.	Sergei Gonchar	1994-04	654	144	272	416	517	39.	Rod Langway	1982-93	726	25	177	202	502
15.	Alexander Semin	2003-12	469	197	211	408	450	40.	Jaromir Jagr	2001-04	190	83	118	201	106
16.	Kelly Miller	1986-99	940	162	246	408	436	41.	Jason Chimera	2009-16	490	82	115	197	350
17.	Bob Carpenter	1981-87, '92-93	490	188	207	395	462	42.	Al Iafrate	1990-94	256	58	118	176	616
18.	Adam Oates	1997-01	387	73	290	363	126	43.	Eric Fehr	2005-11, '12-15	419	87	87	174	140
19.	Mike Green	2005-15	575	113	247	360	416	44.	Andrei Nikolishin	1996-02	407	58	113	171	174
20.	Larry Murphy	1983-89	453	85	259	344	332	45.	Rick Green	1976-82	377	31	127	158	381
21.	Steve Konowalchuk	1992-04	693	146	196	342	619	46.	Robert Picard	1977-80	230	42	114	156	308
22.	John Carlson	2009-	608	77	256	333	198	47.	T.J. Oshie	2015-	222	77	77	154	101
23.	Brooks Laich	2004-16	742	133	191	324	297	48.	Geoff Courttnall	1988-90	159	77	77	154	216
24.	Dmitri Khristich	1990-02	419	140	160	300	218	49.	Greg Adams	1983-88	331	55	98	153	694
25.	Marcus Johansson	2010-17	501	102	188	290	62	50.	Troy Brouwer	2011-15	293	83	69	152	234



# Single-Season Leaders

## GAMES PLAYED

1. Craig Berube (1993-94).....	84
Sylvain Cote (1993-94).....	84
Calle Johansson (1993-94).....	84
Kelly Miller (1993-94).....	84
Dale Hunter (1992-93).....	84
Kelly Miller (1992-93).....	84
Mike Ridley (1992-93).....	84

## POINTS

1. Dennis Maruk (1981-82).....	136
2. <b>Alex Ovechkin (2007-08)</b> .....	<b>112</b>
3. <b>Alex Ovechkin (2008-09)</b> .....	<b>110</b>
4. <b>Alex Ovechkin (2009-10)</b> .....	<b>109</b>
5. <b>Alex Ovechkin (2005-06)</b> .....	<b>106</b>
6. Mike Gartner (1984-85).....	102
7. <b>Nicklas Backstrom (2009-10)</b> .....	<b>101</b>
8. Dennis Maruk (1980-81).....	97
9. Bob Carpenter (1984-85).....	95
10. Mike Gartner (1980-81).....	94

## GOALS

1. <b>Alex Ovechkin (2007-08)</b> .....	<b>65</b>
2. Dennis Maruk (1981-82).....	60
3. <b>Alex Ovechkin (2008-09)</b> .....	<b>56</b>
4. <b>Alex Ovechkin (2014-15)</b> .....	<b>53</b>
Bob Carpenter (1984-85).....	53
6. <b>Alex Ovechkin (2005-06)</b> .....	<b>52</b>
Peter Bondra (1997-98).....	52
Peter Bondra (1995-96).....	52
9. <b>Alex Ovechkin (2013-14)</b> .....	<b>51</b>
10. <b>Alex Ovechkin (2015-16)</b> .....	<b>50</b>
<b>Alex Ovechkin (2009-10)</b> .....	<b>50</b>
Mike Gartner (1984-85).....	50
Dennis Maruk (1980-81).....	50

## ASSISTS

1. Dennis Maruk (1981-82).....	76
2. Adam Oates (2000-01).....	69
3. <b>Nicklas Backstrom (2009-10)</b> .....	<b>68</b>
4. <b>Nicklas Backstrom (2008-09)</b> .....	<b>66</b>
5. Michal Pivonka (1995-96).....	65
6. <b>Nicklas Backstrom (2016-17)</b> .....	<b>63</b>
7. <b>Nicklas Backstrom (2013-14)</b> .....	<b>61</b>
Scott Stevens (1988-89).....	61
9. <b>Nicklas Backstrom (2014-15)</b> .....	<b>60</b>
Scott Stevens (1987-88).....	60

## PENALTY MINUTES

1. Alan May (1989-90).....	339
2. Craig Berube (1993-94).....	305
3. Neil Sheehy (1989-90).....	291
4. Scott Stevens (1986-87).....	283
5. Randy Holt (1980-81).....	275
6. Alan May (1992-93).....	268
7. Alan May (1990-91).....	264
8. Randy Holt (1981-82).....	250
9. Paul Mulvey (1979-80).....	240
Dale Hunter (1987-88).....	240

## POWER-PLAY GOALS

1. <b>Alex Ovechkin (2014-15)</b> .....	<b>25</b>
2. <b>Alex Ovechkin (2013-14)</b> .....	<b>24</b>
3. <b>Alex Ovechkin (2007-08)</b> .....	<b>22</b>
Peter Bondra (2000-01).....	22
5. <b>Alex Ovechkin (2005-06)</b> .....	<b>21</b>
6. Dennis Maruk (1981-82).....	20
7. <b>Alex Ovechkin (2015-16)</b> .....	<b>19</b>
<b>Alex Ovechkin (2008-09)</b> .....	<b>19</b>
Mike Gartner (1987-88).....	19
Ryan Walter (1981-82).....	19

## SHORTHANDED GOALS

1. Peter Bondra (1994-95).....	6
Mike Gartner (1986-87).....	6
3. Matt Pettinger (2005-06).....	5
Peter Bondra (1997-98).....	5
Mike Ridley (1991-92).....	5
Mike Ridley (1990-91).....	5
Bengt Gustafsson (1987-88).....	5

## GAME-WINNING GOALS

1. Peter Bondra (1997-98).....	13
2. <b>Alex Ovechkin (2014-15)</b> .....	<b>11</b>
<b>Alex Ovechkin (2010-11)</b> .....	<b>11</b>
<b>Alex Ovechkin (2007-08)</b> .....	<b>11</b>
Mike Gartner (1984-85).....	11
6. <b>Alex Ovechkin (2013-14)</b> .....	<b>10</b>
<b>Alex Ovechkin (2008-09)</b> .....	<b>10</b>
Mike Gartner (1986-87).....	10
9. Jaromir Jagr (2002-03).....	9
Mike Ridley (1988-89).....	9

## PLUS/MINUS RATING

1. Jeff Schultz (2009-10).....	+50
2. <b>Alex Ovechkin (2009-10)</b> .....	<b>+45</b>
3. Mike Green (2009-10).....	+39
4. <b>Nicklas Backstrom (2009-10)</b> .....	<b>+37</b>
5. Alexander Semin (2009-10).....	+36
Alan Haworth (1985-86).....	+36
7. Rod Langway (1984-85).....	+35
8. Brooks Orpik (2016-17).....	+32
9. Darren Veitch (1984-85).....	+31
10. <b>Dmitry Orlov (2016-17)</b> .....	<b>+30</b>
Sylvain Cote (1993-94).....	+30

## GOALTENDING (MINIMUM 1,200 MIN.)

### GAMES PLAYED

1. <b>Braden Holtby (2014-15)</b> .....	<b>73</b>
Olie Kolzig (1999-00).....	73
3. Olie Kolzig (2000-01).....	72
4. Jim Carey (1995-96).....	71
Olie Kolzig (2001-02).....	71

### MINUTES

1. Olie Kolzig (1999-00).....	4,371
2. Olie Kolzig (2000-01).....	4,278
3. <b>Braden Holtby (2014-15)</b> .....	<b>4,247</b>

### WINS

1. <b>Braden Holtby (2015-16)</b> .....	<b>48</b>
2. <b>Braden Holtby (2016-17)</b> .....	<b>42</b>
3. <b>Braden Holtby (2014-15)</b> .....	<b>41</b>
Olie Kolzig (1999-00).....	41

### GOALS-AGAINST AVERAGE

1. Philipp Grubauer (2016-17).....	2.04
2. <b>Braden Holtby (2016-17)</b> .....	<b>2.07</b>
3. Jim Carey (1994-95).....	2.13

### SAVE PERCENTAGE

1. Philipp Grubauer (2016-17).....	.926
2. <b>Braden Holtby (2016-17)</b> .....	<b>.925</b>
3. Three tied.....	.924

### SHUTOUTS

1. <b>Braden Holtby (2016-17)</b> .....	<b>9</b>
<b>Braden Holtby (2014-15)</b> .....	<b>9</b>
Jim Carey (1995-96).....	9

# TOP CAREER GOALTENDERS

## MINIMUM 3,000 MINUTES PLAYED; RANKED BY WINS

No.	Player	Years	GP	MIN	W	L	T/OT	GA	GAA	SO	SA	PCT
1.	Olie Kolzig	1989-08	711	41,260	301	293	101	1,860	2.70	35	19,873	.906
2.	<b>Braden Holtby</b>	<b>2010-</b>	<b>361</b>	<b>20,678</b>	<b>225</b>	<b>89</b>	<b>35</b>	<b>831</b>	<b>2.41</b>	<b>32</b>	<b>10,306</b>	<b>.919</b>
3.	Don Beaupre	1988-94	269	15,186	128	96	27	773	3.05	12	6,813	.887
4.	Al Jensen	1981-87	173	9,614	94	48	18	523	3.26	8	3,340	N/A
5.	Jim Carey	1994-97	139	7,966	70	48	15	315	2.37	14	3,269	.904
	Pete Peeters	1985-89	139	7,773	70	41	15	396	3.06	7	3,496	.887
7.	Pat Riggin	1982-86	143	8,217	67	46	19	414	3.02	6	3,550	.883
8.	Jose Theodore	2008-10	104	5,873	62	24	12	278	2.84	3	2,924	.905
9.	Michal Neuvirth	2008-14	134	7,292	59	41	13	325	2.67	7	3,611	.910
10.	Philipp Grubauer	2012-18	101	5,273	43	31	11	201	2.29	6	2,614	.923
11.	Clint Malarchuk	1987-89	96	5,354	40	38	11	295	3.31	5	2,485	.881
12.	Bob Mason	1983-90	76	4,155	35	29	7	219	3.16	1	1,978	.889
13.	Brent Johnson	2005-09	96	5,220	34	41	12	279	3.21	1	2,827	.901
14.	Semyon Varlamov	2008-11	59	3,416	30	13	12	136	2.39	4	1,636	.917
	Ron Low	1974-77	145	7,795	30	94	9	631	4.86	1	N/A	N/A
16.	Jim Hrivnak	1989-93	59	3,067	28	19	3	180	3.52	0	1,470	.878
17.	Mike Liut	1989-92	64	3,435	27	27	5	201	3.51	2	1,561	.871
18.	Wayne Stephenson	1979-81	76	4,156	22	31	15	253	3.65	1	N/A	N/A
19.	Rick Tabaracci	1992-99	69	3,700	21	31	10	167	2.71	6	1,489	.899
20.	Dave Parro	1980-84	77	4,015	21	36	10	274	4.09	2	N/A	N/A



2017-18

	W	L	OT	PTS
Home	28	11	2	58
Away	21	15	5	47
1st Half	25	13	3	53
2nd Half	24	13	4	52
October	5	6	1	11
November	9	5	0	18
December	10	2	2	22
January	6	2	2	14
February	6	6	2	14
March	10	4	0	20
April	3	1	0	6

Head Coach  
Barry Trotz



JOHN CARLSON

Player	GP	G	A	PTS	PIM	+/-	PPG	SH	GW
Alex Ovechkin	82	49	38	87	32	+3	17	0	7
Evgeny Kuznetsov	79	27	56	83	48	+3	7	1	8
Nicklas Backstrom	81	21	50	71	46	+5	7	0	4
John Carlson	82	15	53	68	32	+0	4	0	4
T.J. Oshie	74	18	29	47	31	+2	9	0	3
Lars Eller	81	18	20	38	38	-6	3	0	2
Tom Wilson	78	14	21	35	187	+10	0	1	1
Dmitry Orlov	82	10	21	31	22	+10	0	0	2
Matt Niskanen	68	7	22	29	36	+24	0	0	1
Brett Connolly	70	15	12	27	30	-6	4	0	2
Jakub Vrana*	73	13	14	27	12	+2	1	0	2
Andre Burakovsky	56	12	13	25	27	+3	2	0	5
Jay Beagle	79	7	15	22	16	+3	0	1	2
Alex Chiasson	61	9	9	18	26	+1	1	1	2
Chandler Stephenson*	67	6	12	18	8	+13	0	0	0
Devante Smith-Pelly	75	7	9	16	38	-6	0	0	1
Christian Djoos*	63	3	11	14	10	+13	0	0	0
Madison Bowey*	51	0	12	12	24	-3	0	0	0
Brooks Orpik	81	0	10	10	68	-9	0	0	0
Taylor Chorney	24	1	3	4	8	+8	0	0	0
Jakub Jerabek	11	1	3	4	0	-1	0	0	0
Michal Kempny	22	2	1	3	14	+1	0	0	0
Travis Boyd*	8	0	1	1	2	+2	0	0	0
Shane Gersich*	3	0	1	1	0	-1	0	0	0
Aaron Ness	8	0	1	1	8	+2	0	0	0
Nathan Walker*	7	1	0	1	4	+1	0	0	0
Tyler Graovac	5	0	0	0	2	-3	0	0	0
Liam O'Brien	3	0	0	0	5	0	0	0	0
Anthony Peluso	2	0	0	0	4	0	0	0	0

Goaltender	GP	MIN	GA	SO	SV%	GAA	W-L-OT
Braden Holtby	54	3,068	153	0	.907	2.99	34-16-4
Philipp Grubauer	35	1,865	73	3	.923	2.35	15-10-3

\* Indicates rookie

49-26-7, 105 points

Date	Opponent	Result	Record	Pts
10/5	at Ottawa	W 5-4**	1-0-0	2
10/7	Montreal	W 6-1	2-0-0	4
10/9	at Tampa Bay	L 3-4*	2-0-1	5
10/11	Pittsburgh	L 2-3	2-1-1	5
10/13	at New Jersey	W 5-2	3-1-1	7
10/14	at Philadelphia	L 2-8	3-2-1	7
10/17	Toronto	L 0-2	3-3-1	7
10/20	at Detroit	W 4-3*	4-3-1	9
10/21	Florida	L 1-4	4-4-1	9
10/26	at Vancouver	L 2-6	4-5-1	9
10/28	at Edmonton	W 5-2	5-5-1	11
10/29	at Calgary	L 1-2	5-6-1	11
11/2	NY Islanders	W 4-3	6-6-1	13
11/4	at Boston	W 3-2	7-6-1	15
11/6	Arizona	W 3-2*	8-6-1	17
11/7	at Buffalo	L 1-3	8-7-1	17
11/10	Pittsburgh	W 4-1	9-7-1	19
11/12	Edmonton	W 2-1**	10-7-1	21
11/14	at Nashville	L 3-6	10-8-1	21
11/16	at Colorado	L 2-6	10-9-1	21
11/18	Minnesota	W 3-1	11-9-1	23
11/20	Calgary	L 1-4	11-10-1	23
11/22	Ottawa	W 5-2	12-10-1	25
11/24	Tampa Bay	W 3-1	13-10-1	27
11/25	at Toronto	W 4-2	14-10-1	29
11/30	Los Angeles	L 2-5	14-11-1	29
12/2	Columbus	W 4-3	15-11-1	31
12/4	San Jose	W 4-1	16-11-1	33
12/6	Chicago	W 6-2	17-11-1	35
12/8	NY Rangers	W 4-2	18-11-1	37
12/11	at NY Islanders	L 1-3	18-12-1	37
12/12	Colorado	W 5-2	19-12-1	39
12/14	at Boston	W 5-3	20-12-1	41
12/16	Anaheim	W 3-2*	21-12-1	43
12/19	at Dallas	W 4-3*	22-12-1	45
12/22	at Arizona	L 2-3*	22-12-2	46
12/23	at Vegas	L 0-3	22-13-2	46
12/27	at NY Rangers	L 0-1**	22-13-3	47
12/28	Boston	W 4-3**	23-13-3	49
12/30	New Jersey	W 5-2	24-13-3	51
1/2	at Carolina	W 5-4*	25-13-3	53
1/7	St. Louis	W 4-3*	26-13-3	55
1/9	Vancouver	W 3-1	27-13-3	57
1/11	Carolina	L 1-3	27-14-3	57
1/12	at Carolina	W 4-3	28-14-3	59
1/18	at New Jersey	L 3-4*	28-14-4	60
1/19	Montreal	L 2-3	28-15-4	60
1/21	Philadelphia	L 1-2*	28-15-5	61
1/25	at Florida	W 4-2	29-15-5	63
1/31	Philadelphia	W 5-3	30-15-5	65
2/2	at Pittsburgh	L 4-7	30-16-5	65
2/4	Vegas	L 3-4	30-17-5	65
2/6	at Columbus	W 3-2	31-17-5	67
2/9	Columbus	W 4-2	32-17-5	69
2/11	Detroit	L 4-5*	32-17-6	70
2/13	at Winnipeg	L 3-4*	32-17-7	71
2/15	at Minnesota	W 5-2	33-17-7	73
2/17	at Chicago	L 1-7	33-18-7	73
2/19	at Buffalo	W 3-2	34-18-7	75
2/20	Tampa Bay	L 2-4	34-19-7	75
2/22	at Florida	L 2-3	34-20-7	75
2/24	Buffalo	W 5-1	35-20-7	77
2/26	at Columbus	L 1-5	35-21-7	77
2/27	Ottawa	W 3-2	36-21-7	79
3/3	Toronto	W 5-2	37-21-7	81
3/6	at Anaheim	L 0-4	37-22-7	81
3/8	at Los Angeles	L 1-3	37-23-7	81
3/10	at San Jose	W 2-0	38-23-7	83
3/12	Winnipeg	W 3-2*	39-23-7	85
3/15	at NY Islanders	W 7-3	40-23-7	87
3/16	NY Islanders	W 6-3	41-23-7	89
3/18	at Philadelphia	L 3-6	41-24-7	89
3/20	Dallas	W 4-3	42-24-7	91
3/22	at Detroit	W 1-0	43-24-7	93
3/24	at Montreal	W 6-4	44-24-7	95
3/26	at NY Rangers	W 4-2	45-24-7	97
3/28	NY Rangers	W 3-2*	46-24-7	99
3/30	Carolina	L 1-4	46-25-7	99
4/1	at Pittsburgh	W 3-1	47-25-7	101
4/2	at St. Louis	W 4-2	48-25-7	103
4/5	Nashville	L 3-4	48-26-7	103
4/7	New Jersey	W 5-3	49-26-7	105

\* Denotes overtime game

\*\* Denotes shootout



# 2016-17

	W	L	OT	PTS
Home	32	7	2	66
Away	23	12	6	52
1st Half	27	9	5	59
2nd Half	28	10	3	59
October	5	2	1	11
November	8	4	1	17
December	8	3	3	19
January	12	2	1	25
February	9	2	1	19
March	9	5	1	19
April	4	1	0	8

**Head Coach**  
Barry Trotz



**T.J. OSHIE**

Player	GP	G	A	PTS	PIM	+/-	PPG	SH	GW
Nicklas Backstrom	82	19	63	86	38	+17	8	0	5
Alex Ovechkin	82	33	36	69	50	+6	17	0	7
Evgeny Kuznetsov	82	19	40	59	46	+18	3	0	4
Marcus Johansson	82	24	34	58	10	+25	5	0	5
T.J. Oshie	68	33	23	56	36	+28	7	1	4
Justin Williams	80	24	24	48	50	+14	5	0	4
Matt Niskanen	78	5	34	39	32	+20	1	0	2
John Carlson	72	9	28	37	10	+7	3	0	3
Andre Burakovsky	64	12	23	35	14	+13	2	0	1
Dmitry Orlov	82	6	27	33	51	+30	1	0	0
Jay Beagle	81	13	17	30	22	+20	0	1	4
Lars Eller	81	12	13	25	36	+15	0	1	2
Daniel Winnik	72	12	13	25	49	+15	0	2	3
Brett Connolly	66	15	8	23	40	+20	1	0	3
Tom Wilson	82	7	12	19	133	+9	0	0	0
Nate Schmidt	60	3	14	17	16	+22	0	0	0
Kevin Shattenkirk	19	2	12	14	10	+4	1	0	2
Brooks Orpik	79	0	14	14	48	+32	0	0	0
Karl Alzner	82	3	10	13	28	+23	0	0	0
Jakub Vrana*	21	3	3	6	2	+2	3	0	2
Taylor Chorney	18	1	4	5	11	+8	0	0	1
Zach Sanford*	26	2	1	3	6	0	0	0	1
Riley Barber*	3	0	0	0	2	0	0	0	0
Paul Carey	6	0	0	0	-2	0	0	0	0
Garrett Mitchell	1	0	0	0	0	0	0	0	0
Aaron Ness	2	0	0	0	0	-1	0	0	0
Liam O'Brien	1	0	0	0	0	0	0	0	0
Chandler Stephenson	4	0	0	0	0	0	0	0	0

Goaltender	GP	MIN	GA	SO	SV%	GAA	W-L-OT
Braden Holtby	63	3,680	127	9	.922	2.07	42-13-6
Philipp Grubauer	24	1,265	43	3	.926	2.04	13-6-2

\* Indicates rookie

# 55-19-8, 118 points

Date	Opponent	Result	Record	Pts
10/13	at Pittsburgh	L 2-3**	0-0-1	1
10/15	NY Islanders	W 2-1	1-0-1	3
10/18	Colorado	W 3-0	2-0-1	5
10/20	at Florida	W 4-2	3-0-1	7
10/22	NY Rangers	L 2-4	3-1-1	7
10/26	at Edmonton	L 1-4	3-2-1	7
10/29	at Vancouver	W 5-2	4-2-1	9
10/30	at Calgary	W 3-1	5-2-1	11
11/1	at Winnipeg	W 3-2	6-2-1	13
11/3	Winnipeg	W 4-3*	7-2-1	15
11/5	Florida	W 4-2	8-2-1	17
11/8	San Jose	L 0-3	8-3-1	17
11/11	at Chicago	W 3-2*	9-3-1	19
11/12	at Carolina	L 1-5	9-4-1	19
11/15	at Columbus	L 1-2*	9-4-2	20
11/16	Pittsburgh	W 7-1	10-4-2	22
11/18	Detroit	W 1-0	11-4-2	24
11/20	Columbus	L 2-3	11-5-2	24
11/23	St. Louis	W 4-3	12-5-2	26
11/25	Buffalo	W 3-1	13-5-2	28
11/26	at Toronto	L 2-4	13-6-2	28
12/01	NY Islanders	L 0-3	13-7-2	28
12/03	at Tampa Bay	L 1-2**	13-7-3	29
12/5	Buffalo	W 3-2*	14-7-3	31
12/7	Boston	W 4-3*	15-7-3	33
12/9	at Buffalo	W 4-1	16-7-3	35
12/11	Vancouver	W 3-1	17-7-3	37
12/13	at NY Islanders	W 4-2	18-7-3	39
12/16	at Carolina	W 4-3**	19-7-3	41
12/17	Montreal	L 1-2	19-8-3	41
12/21	at Philadelphia	L 2-3**	19-8-4	42
12/23	Tampa Bay	W 4-0	20-8-4	44
12/27	at NY Islanders	L 3-4	20-9-4	44
12/29	New Jersey	L 1-2**	20-9-5	45
12/31	at New Jersey	W 6-2	21-9-5	47
1/1	Ottawa	W 2-1	22-9-5	49
1/3	Toronto	W 6-5*	23-9-5	51
1/5	Columbus	W 5-0	24-9-5	53
1/7	at Ottawa	W 1-0	25-9-5	55
1/9	at Montreal	W 4-1	26-9-5	57
1/11	Pittsburgh	W 5-2	27-9-5	59
1/13	Chicago	W 6-0	28-9-5	61
1/15	Philadelphia	W 5-0	29-9-5	63
1/16	at Pittsburgh	L 7-8*	29-9-6	64
1/19	at St. Louis	W 7-3	30-9-6	66
1/21	at Dallas	W 4-3*	31-9-6	68
1/23	Carolina	W 6-1	32-9-6	70
1/24	at Ottawa	L 0-3	32-10-6	70
1/26	at New Jersey	W 5-2	33-10-6	72
1/31	at NY Islanders	L 2-3	33-11-6	72
2/1	Boston	W 5-3	34-11-6	74
2/4	at Montreal	W 3-2	35-11-6	76
2/5	Los Angeles	W 5-0	36-11-6	78
2/7	Carolina	W 5-0	37-11-6	80
2/9	Detroit	W 6-3	38-11-6	82
2/11	Anaheim	W 6-4	39-11-6	84
2/18	at Detroit	L 2-3**	39-11-7	85
2/19	at NY Rangers	L 1-2	39-12-7	85
2/22	at Philadelphia	W 4-1	40-12-7	87
2/24	Edmonton	W 2-1	41-12-7	89
2/25	at Nashville	L 2-5	41-13-7	89
2/28	at NY Rangers	W 4-1	42-13-7	91
3/2	New Jersey	W 1-0	43-13-7	93
3/4	Philadelphia	W 2-1*	44-13-7	95
3/6	Dallas	L 2-4	44-14-7	95
3/9	at San Jose	L 2-4	44-15-7	95
3/11	at Los Angeles	L 2-4	44-16-7	95
3/12	at Anaheim	L 2-5	44-17-7	95
3/14	Minnesota	W 4-2	45-17-7	97
3/16	Nashville	L 1-2*	45-17-8	98
3/18	at Tampa Bay	W 5-3	46-17-8	100
3/21	Calgary	W 4-2	47-17-8	102
3/23	Columbus	W 2-1**	48-17-8	104
3/25	Arizona	W 4-1	49-17-8	106
3/28	at Minnesota	W 5-4*	50-17-8	108
3/29	at Colorado	W 5-3	51-17-8	110
3/31	at Arizona	L 3-6	51-18-8	110
4/2	at Columbus	W 3-2	52-18-8	112
4/4	at Toronto	W 4-1	53-18-8	114
4/5	NY Rangers	W 2-0	54-18-8	116
4/8	at Boston	W 3-1	55-18-8	118
4/9	Florida	L 0-2	55-19-8	118

\* Denotes overtime game

\*\* Denotes shootout





# 2015-16

	W	L	OT	PTS
Home	29	8	4	62
Away	27	10	4	58
1st Half	31	7	3	65
2nd Half	25	11	5	55
October	8	2	0	16
November	9	3	1	19
December	11	2	1	23
January	7	1	2	16
February	10	4	0	20
March	9	4	2	20
April	2	2	2	6

**Head Coach**  
Barry Trotz



**EVGENY KUZNETSOV**

Player	GP	G	A	PTS	PIM	+/-	PP	SH	GW
Evgeny Kuznetsov	82	20	57	77	32	+27	5	0	4
Alex Ovechkin	79	50	21	71	53	+21	19	0	8
Nicklas Backstrom	75	20	50	70	36	+17	3	0	4
Justin Williams	82	22	30	52	36	+15	3	0	3
T.J. Oshie	80	26	25	51	34	+16	11	0	5
Marcus Johansson	74	17	29	46	16	+12	6	0	7
Jason Chimera	82	20	20	40	22	0	4	2	3
John Carlson	56	8	31	39	14	+16	2	0	4
Andre Burakovsky	79	17	21	38	12	+4	0	0	1
Matt Niskanen	82	5	27	32	38	+10	2	0	3
Dmitry Orlov	82	8	21	29	26	+8	0	0	3
Tom Wilson	82	7	16	23	163	+3	0	0	1
Karl Alzner	82	4	17	21	26	+14	0	0	1
Jay Beagle	57	8	9	17	24	0	0	0	1
Nate Schmidt	72	2	14	16	16	+12	0	0	1
Brooks Orpik	41	3	7	10	24	+11	0	0	1
Michael Latta	43	3	4	7	50	0	0	0	0
Brooks Laich	60	1	6	7	16	-7	0	0	1
Taylor Chorney	55	1	5	6	21	+8	0	0	0
Mike Richards	39	2	3	5	8	-2	0	0	1
Daniel Winnik	20	2	3	5	22	+7	0	0	0
Stanislav Galiev*	24	0	3	3	4	+2	0	0	0
Aaron Ness	8	0	2	2	2	+4	0	0	0
Paul Carey	4	1	0	1	0	0	0	0	0
Zach Sill	10	1	0	1	2	0	0	0	0
Mike Weber	10	0	0	0	28	-1	0	0	0
Sean Collins	2	0	0	0	2	-1	0	0	0
Connor Carrick	3	0	0	0	0	-2	0	0	0
Chris Brown*	1	0	0	0	0	0	0	0	0
Ryan Stanton	1	0	0	0	2	-1	0	0	0
Chandler Stephenson*	9	0	0	0	2	-3	0	0	0

Goaltender	GP	MIN	GA	SO	SV%	GAA	W-L-OT
Braden Holtby	66	3,841	141	3	.922	2.20	48-9-7
Philipp Grubauer*	22	1,111	43	0	.918	2.32	8-9-1

\* Indicates rookie

# 56-18-8, 120 points

Date	Opponent	Result	Record	Pts
10/10	New Jersey	W 5-3	1-0-0	2
10/13	San Jose	L 0-5	1-1-0	2
10/15	Chicago	W 4-1	2-1-0	4
10/17	Carolina	W 4-1	3-1-0	6
10/20	at Calgary	W 6-2	4-1-0	8
10/22	at Vancouver	W 3-2	5-1-0	10
10/23	at Edmonton	W 7-4	6-1-0	12
10/28	Pittsburgh	L 1-3	6-2-0	12
10/30	Columbus	W 2-1	7-2-0	14
10/31	at Florida	W 2-1*	8-2-0	16
11/3	at NY Rangers	L 2-5	8-3-0	16
11/5	Boston	W 4-1	9-3-0	18
11/7	Toronto	W 3-2**	10-3-0	20
11/10	at Detroit	L 0-1	10-4-0	20
11/12	at Philadelphia	W 5-2	11-4-0	22
11/13	Calgary	L 2-3*	11-4-1	23
11/18	at Detroit	W 2-1*	12-4-1	25
11/19	Dallas	L 2-3	12-5-1	25
11/21	Colorado	W 7-3	13-5-1	27
11/23	Edmonton	W 1-0	14-5-1	29
11/25	Winnipeg	W 5-3	15-5-1	31
11/27	Tampa Bay	W 4-2	16-5-1	33
11/28	at Toronto	W 4-2	17-5-1	35
12/3	at Montreal	W 3-2	18-5-1	37
12/5	at Winnipeg	L 1-2*	18-5-2	38
12/8	Detroit	W 3-2**	19-5-2	40
12/10	at Florida	L 1-4	19-6-2	40
12/12	at Tampa Bay	W 2-1	20-6-2	42
12/14	at Pittsburgh	W 4-1	21-6-2	44
12/16	Ottawa	W 2-1	22-6-2	46
12/18	Tampa Bay	W 5-3	23-6-2	48
12/20	at NY Rangers	W 7-3	24-6-2	50
12/21	at Carolina	W 2-1	25-6-2	52
12/26	Montreal	W 3-1	26-6-2	54
12/28	at Buffalo	W 2-0	27-6-2	56
12/30	Buffalo	W 5-2	28-6-2	58
12/31	at Carolina	L 2-4	28-7-2	58
1/2	at Columbus	L 4-5**	28-7-3	59
1/5	at Boston	W 3-2	29-7-3	61
1/7	at NY Islanders	W 4-1	30-7-3	63
1/9	at NY Rangers	W 4-3*	31-7-3	65
1/10	Ottawa	W 7-1	32-7-3	67
1/14	Vancouver	W 4-1	33-7-3	69
1/16	at Buffalo	L 1-4	33-8-3	69
1/17	NY Rangers	W 5-2	34-8-3	71
1/19	at Columbus	W 6-3	35-8-3	73
1/27	Philadelphia	L 3-4*	35-8-4	74
2/2	Florida	L 2-5	35-9-4	74
2/4	NY Islanders	W 3-2	36-9-4	76
2/6	at New Jersey	W 3-2**	37-9-4	78
2/7	Philadelphia	W 3-2	38-9-4	80
2/9	at Nashville	W 5-3	39-9-4	82
2/11	at Minnesota	W 4-3	40-9-4	84
2/13	at Dallas	L 3-4	40-10-4	84
2/16	Los Angeles	W 3-1	41-10-4	86
2/18	at NY Islanders	W 3-2*	42-10-4	88
2/20	New Jersey	W 4-3	43-10-4	90
2/22	Arizona	W 3-2	44-10-4	92
2/24	Montreal	L 3-4	44-11-4	92
2/26	Minnesota	W 3-2	45-11-4	94
2/28	at Chicago	L 2-3	45-12-4	94
3/1	Pittsburgh	W 3-2	46-12-4	96
3/2	Toronto	W 3-2	47-12-4	98
3/4	NY Rangers	L 2-3	47-13-4	98
3/5	at Boston	W 2-1*	48-13-4	100
3/7	at Anaheim	W 2-1**	49-13-4	102
3/9	at Los Angeles	L 3-4*	49-13-5	103
3/12	at San Jose	L 2-5	49-14-5	103
3/15	Carolina	W 2-1*	50-14-5	105
3/18	Nashville	W 4-1	51-14-5	107
3/20	at Pittsburgh	L 2-6	51-15-5	107
3/22	at Ottawa	W 4-2	52-15-5	109
3/25	at New Jersey	W 1-0*	53-15-5	111
3/26	St. Louis	L 0-4	53-16-5	111
3/28	Columbus	W 4-1	54-16-5	113
3/30	at Philadelphia	L 1-2**	54-16-6	114
4/1	at Colorado	W 4-2	55-16-6	116
4/2	at Arizona	L 0-3	55-17-6	116
4/5	NY Islanders	L 3-4*	55-17-7	117
4/7	Pittsburgh	L 3-4*	55-17-8	118
4/9	at St. Louis	W 5-1	56-17-8	120
4/10	Anaheim	L 0-2	56-18-8	120

\* Postponed from Jan. 24 due to blizzard  
\* Denotes overtime game

\*\* Postponed from Jan. 22 due to blizzard  
\*\* Denotes shootout

# 2014-15

	W	L	OT	PTS
Home	23	13	5	51
Away	22	13	6	50
1st Half	22	11	8	52
2nd Half	23	15	3	49
October	4	3	2	10
November	6	6	2	14
December	8	2	3	19
January	7	3	3	17
February	8	6	0	16
March	9	5	0	18
April	3	1	1	7

**Head Coach**  
Barry Trotz



**BRADEN HOLTBY**

Player	GP	G	A	PTS	PIM	+/	PP	SH	GW
Alex Ovechkin	81	53	28	81	58	+10	25	0	11
Nicklas Backstrom	82	18	60	78	40	+5	3	0	3
John Carlson	82	12	43	55	28	+11	3	1	3
Marcus Johansson	82	20	27	47	10	+6	3	0	1
Mike Green	72	10	35	45	34	+15	1	0	2
Troy Brouwer	82	21	22	43	53	+11	8	2	3
Evgeny Kuznetsov*	80	11	26	37	24	+10	4	0	1
Joel Ward	82	19	15	34	30	-4	6	0	4
Eric Fehr	75	19	14	33	20	+8	1	1	4
Matt Niskanen	82	4	27	31	47	+7	2	0	0
Andre Burakovsky*	53	9	13	22	10	+12	2	0	2
Karl Alzner	82	5	16	21	20	+14	0	0	0
Jay Beagle	62	10	10	20	20	+6	0	0	2
Brooks Laich	66	7	13	20	24	-2	0	0	2
Jason Chimera	77	7	12	19	51	-1	0	0	2
Brooks Orpik	78	0	19	19	66	+5	0	0	0
Tom Wilson	67	4	13	17	172	-1	0	0	0
Curtis Glencross	18	4	3	7	6	-1	2	0	0
Michael Latta*	53	0	6	6	68	+4	0	0	0
Jack Hillen	35	0	5	5	10	+1	0	0	0
Nate Schmidt	39	1	3	4	10	-2	0	0	0
Liam O'Brien*	13	1	1	2	23	+4	0	0	0
Tim Gleason	17	0	2	2	11	+5	0	0	0
Chris Brown*	5	1	0	1	2	+1	0	0	0
Stanislav Galiev*	2	1	0	1	0	+1	0	0	0
Cameron Schilling*	4	0	0	0	4	+1	0	0	0
Aaron Volpatti	2	0	0	0	0	0	0	0	0
Chris Conner	2	0	0	0	4	+1	0	0	0
Steven Oleksy	1	0	0	0	0	-1	0	0	0

Goaltender	GP	MIN	GA	SO	SV%	GAA	W-L-OT
Braden Holtby	73	4,247	157	9	.923	2.22	41-20-10
Justin Peters	12	647	35	0	.881	3.25	3-6-1
Philipp Grubauer*	1	65	2	0	.920	1.85	1-0-0

\* Indicates rookie

# 45-26-11, 101 points

Date	Opponent	Result	Record	Pts
10/9	Montreal	O 1-2**	0-0-1	1
10/11	at Boston	W 4-0	1-0-1	3
10/14	San Jose	O 5-6**	1-0-2	4
10/16	New Jersey	W 6-2	2-0-2	6
10/18	Florida	W 2-1**	3-0-2	8
10/22	at Edmonton	L 2-3	3-1-2	8
10/25	at Calgary	W 3-1	4-1-2	10
10/26	at Vancouver	L 2-4	4-2-2	10
10/29	Detroit	L 2-4	4-3-2	10
11/1	at Tampa Bay	L 3-4	4-4-2	10
11/2	Arizona	L 5-6	4-5-2	10
11/4	Calgary	O 3-4*	4-5-3	11
11/7	at Chicago	W 3-2	5-5-3	13
11/8	Carolina	W 4-3*	6-5-3	15
11/11	Columbus	W 4-2	7-5-3	17
11/14	New Jersey	L 0-1	7-6-3	17
11/15	at St. Louis	L 1-4	7-7-3	17
11/18	at Arizona	W 2-1*	8-7-3	19
11/20	at Colorado	W 3-2	9-7-3	21
11/22	Buffalo	L 1-2	9-8-3	21
11/26	at NY Islanders	O 2-3*	9-8-4	22
11/28	NY Islanders	W 5-2	10-8-4	24
11/29	at Toronto	L 2-6	10-9-4	24
12/2	Vancouver	L 3-4	10-10-4	24
12/4	at Carolina	W 2-1	11-10-4	26
12/6	at New Jersey	W 4-1	12-10-4	28
12/9	at Tampa Bay	W 5-3	13-10-4	30
12/11	Columbus	O 2-3*	13-10-5	31
12/13	Tampa Bay	W 4-2	14-10-5	33
12/16	at Florida	O 1-2**	14-10-6	34
12/18	at Columbus	W 5-4*	15-10-6	36
12/20	at New Jersey	W 4-0	16-10-6	38
12/22	Ottawa	W 2-1	17-10-6	40
12/23	at NY Rangers	L 2-4	17-11-6	40
12/27	at Pittsburgh	W 3-0	18-11-6	42
12/29	at NY Islanders	O 3-4*	18-11-7	43
1/1	Chicago	W 3-2	19-11-7	45
1/4	Florida	W 4-3	20-11-7	47
1/7	at Toronto	W 6-2	21-11-7	49
1/8	at Philadelphia	O 2-3*	21-11-8	50
1/10	Detroit	W 3-1	22-11-8	52
1/12	Colorado	W 2-1	23-11-8	54
1/14	Philadelphia	W 1-0	24-11-8	56
1/16	at Nashville	L 3-4	24-12-8	56
1/17	at Dallas	L 4-5	24-13-8	56
1/20	Edmonton	O 4-5**	24-13-9	57
1/27	at Columbus	L 3-4	24-14-9	57
1/28	Pittsburgh	W 4-0	25-14-9	59
1/31	at Montreal	O 0-1*	25-14-10	60
2/1	St. Louis	L 3-4	25-15-10	60
2/3	Los Angeles	W 4-0	26-15-10	62
2/5	at Ottawa	W 2-1	27-15-10	64
2/6	Anaheim	W 3-2**	28-15-10	66
2/8	Philadelphia	L 1-3	28-16-10	66
2/11	at San Jose	W 5-4*	29-16-10	68
2/14	at Los Angeles	L 1-3	29-17-10	68
2/15	at Anaheim	W 5-3	30-17-10	70
2/17	at Pittsburgh	W 3-1	31-17-10	72
2/19	Winnipeg	W 5-1	32-17-10	74
2/21	NY Islanders	W 3-2**	33-17-10	76
2/22	at Philadelphia	L 2-3	33-18-10	76
2/25	Pittsburgh	L 3-4	33-19-10	76
2/27	at Carolina	L 0-3	33-20-10	76
3/1	Toronto	W 4-0	34-20-10	78
3/3	at Columbus	W 5-3	35-20-10	80
3/5	Minnesota	L 1-2	35-21-10	80
3/7	Buffalo	W 6-1	36-21-10	82
3/11	NY Rangers	L 1-3	36-22-10	82
3/13	Dallas	L 2-4	36-23-10	82
3/15	Boston	W 2-0	37-23-10	84
3/16	at Buffalo	W 4-3**	38-23-10	86
3/19	at Minnesota	W 3-2	39-23-10	88
3/21	at Winnipeg	L 0-3	39-24-10	88
3/26	New Jersey	W 3-2*	40-24-10	90
3/28	Nashville	L 3-4	40-25-10	90
3/29	at NY Rangers	W 5-2	41-25-10	92
3/31	Carolina	W 4-2	42-25-10	94
4/2	at Montreal	W 5-4**	43-25-10	96
4/4	at Ottawa	O 3-4*	43-25-11	97
4/5	at Detroit	W 2-1	44-25-11	99
4/8	Boston	W 3-0	45-25-11	101
4/11	NY Rangers	L 2-4	45-26-11	101

\* Denotes overtime game

\*\* Denotes shootout



# 2013-14

	W	L	OT	PTS
Home	21	13	7	49
Away	17	17	7	41
1st Half	20	15	6	46
2nd Half	18	15	8	44
October	5	7	0	10
November	9	4	2	20
December	6	4	3	15
January	4	7	4	12
February	4	1	0	8
March	6	5	4	16
April	4	2	1	9

**Head Coach**  
Adam Oates



JOEL WARD

Player	GP	G	A	PTS	PIM	+/-	PP	SH	GW
Alex Ovechkin	78	51	28	79	48	-35	24	0	10
Nicklas Backstrom	82	18	61	79	54	-20	6	1	1
Joel Ward	82	24	25	49	32	+7	6	2	4
Marcus Johansson	80	8	36	44	4	-21	6	0	1
Troy Brouwer	82	25	18	43	92	-6	12	0	3
Jason Chimera	82	15	27	42	36	+4	1	0	0
Mike Green	70	9	29	38	64	-16	3	0	2
John Carlson	82	10	27	37	22	-3	5	0	0
Mikhail Grabovski	58	13	22	35	26	+6	3	0	1
Eric Fehr	73	13	18	31	32	0	0	0	2
Martin Erat	53	1	23	24	22	+1	0	0	0
Karl Alzner	82	2	16	18	26	-7	0	0	1
Brooks Laich	51	8	7	15	16	-7	1	1	1
Dmitry Orlov	54	3	8	11	19	-1	0	0	0
Tom Wilson*	82	3	7	10	151	+1	1	0	0
Steve Oleksy	33	2	8	10	53	+7	0	0	1
Jay Beagle	62	4	5	9	28	-9	0	0	0
Evgeny Kuznetsov*	17	3	6	9	6	-2	0	1	0
Nate Schmidt*	29	2	4	6	6	+4	0	0	0
Connor Carrick*	34	1	5	6	23	-9	0	0	0
John Erskine	37	1	3	4	56	-5	0	0	0
Michael Latta*	17	1	3	4	12	0	0	0	0
Casey Wellman	13	2	1	3	0	+3	0	0	0
Dustin Penner	18	1	2	3	2	+3	0	0	0
Patrick Wey*	9	0	3	3	5	0	0	0	0
Aaron Volpatti	41	2	0	2	49	-3	0	0	0
Alexander Urbom*	20	1	1	2	19	+1	0	0	0
Julien Brouillette	10	1	1	2	0	+3	0	0	1
Chris Brown*	6	1	1	2	0	0	0	0	0
Tyson Strachan	18	0	2	2	28	-2	0	0	0
Jack Hillen	13	0	1	1	4	-4	0	0	0
Ryan Stoa	3	0	0	0	0	-1	0	0	0
Nicolas Deschamps*	3	0	0	0	0	-1	0	0	0
Cameron Schilling*	1	0	0	0	0	-2	0	0	0
Peter LeBlanc*	1	0	0	0	0	0	0	0	0

Goaltender	GP	MIN	GA	SO	SV%	GAA	W-L-OT
Braden Holtby	48	2,656	126	4	.915	2.85	23-15-4
Philipp Grubauer*	17	883	35	0	.925	2.38	6-5-5
Michal Neuvirth	13	767	36	0	.914	2.82	4-6-2
Jaroslav Halak	12	701	27	1	.930	2.31	5-4-3

\* Indicates rookie

# 38-30-14, 90 points

Date	Opponent	Result	Record	Pts
10/1	at Chicago	L 4-6	0-1-0	0
10/3	Calgary	W 5-4**	1-1-0	2
10/5	at Dallas	L 1-2	1-2-0	2
10/10	Carolina	L 2-3	1-3-0	2
10/12	Colorado	L 1-5	1-4-0	2
10/14	Edmonton	W 4-2	2-4-0	4
10/16	NY Rangers	L 0-2	2-5-0	4
10/19	Columbus	W 4-1	3-5-0	6
10/22	at Winnipeg	W 5-4**	4-5-0	8
10/24	at Edmonton	W 4-1	5-5-0	10
10/26	at Calgary	L 2-5	5-6-0	10
10/28	at Vancouver	L 2-3	5-7-0	10
11/1	at Philadelphia	W 7-0	6-7-0	12
11/2	Florida	W 3-2**	7-7-0	14
11/5	NY Islanders	W 6-2	8-7-0	16
11/7	Minnesota	W 3-2**	9-7-0	18
11/9	at Phoenix	O 3-4**	9-7-1	19
11/10	at Colorado	L 1-4	9-8-1	19
11/12	Columbus	W 4-3*	10-8-1	21
11/15	at Detroit	W 4-3**	11-8-1	23
11/17	St. Louis	W 4-1	12-8-1	25
11/20	Pittsburgh	L 0-4	12-9-1	25
11/22	Montreal	L 2-3	12-10-1	25
11/23	at Toronto	O 1-2**	12-10-2	26
11/27	Ottawa	L 4-6	12-11-2	26
11/29	Montreal	W 3-2**	13-11-2	28
11/30	at NY Islanders	W 3-2*	14-11-2	30
12/3	Carolina	L 1-4	14-12-2	30
12/7	Nashville	W 5-2	15-12-2	32
12/8	at NY Rangers	W 4-1	16-12-2	34
12/10	Tampa Bay	W 6-5**	17-12-2	36
12/13	at Florida	O 2-3**	17-12-3	37
12/15	Philadelphia	W 5-4**	18-12-3	39
12/17	at Philadelphia	L 2-5	18-13-3	39
12/20	at Carolina	W 4-2	19-13-3	41
12/21	New Jersey	O 4-5*	19-13-4	42
12/23	Anaheim	L 2-3	19-14-4	42
12/27	NY Rangers	W 3-2	20-14-4	44
12/29	at Buffalo	O 1-2**	20-14-5	45
12/30	at Ottawa	L 1-3	20-15-5	45
1/2	Carolina	O 3-4*	20-15-6	46
1/4	at Minnesota	L 3-5	20-16-6	46
1/9	at Tampa Bay	W 4-3	21-16-6	48
1/10	Toronto	W 3-2	22-16-6	50
1/12	Buffalo	O 1-2**	22-16-7	51
1/14	San Jose	O 1-2**	22-16-8	52
1/15	at Pittsburgh	L 3-4	22-17-8	52
1/17	at Columbus	L 1-5	22-18-8	52
1/19	at NY Rangers	L 1-4	22-19-8	52
1/21	Ottawa	L 0-2	22-20-8	52
1/24	at New Jersey	L 1-2	22-21-8	52
1/25	at Montreal	W 5-0	23-21-8	54
1/28	at Buffalo	W 5-4*	24-21-8	56
1/30	at Columbus	L 2-5	24-22-8	56
1/31	at Detroit	O 3-4**	24-22-9	57
2/2	Detroit	W 6-5*	25-22-9	59
2/4	NY Islanders	L 0-1	25-23-9	59
2/6	Winnipeg	W 4-2	26-23-9	61
2/8	New Jersey	W 3-0	27-23-9	63
2/27	at Florida	W 5-4	28-23-9	65
3/1	at Boston	W 4-2	29-23-9	67
3/2	Philadelphia	O 4-5*	29-23-10	68
3/5	at Philadelphia	L 4-6	29-24-10	68
3/6	at Boston	L 0-3	29-25-10	68
3/8	Phoenix	W 3-2	30-25-10	70
3/10	Pittsburgh	L 2-3	30-26-10	70
3/11	at Pittsburgh	L 0-2	30-27-10	70
3/14	Vancouver	W 4-3	31-27-10	72
3/16	Toronto	W 4-2	32-27-10	74
3/18	at Anaheim	W 3-2	33-27-10	76
3/20	at Los Angeles	O 1-2**	33-27-11	77
3/22	at San Jose	W 3-2**	34-27-11	79
3/25	Los Angeles	O 4-5**	34-27-12	80
3/29	Boston	L 2-4	34-28-12	80
3/30	at Nashville	O 3-4**	34-28-13	81
4/1	Dallas	L 0-5	34-29-13	81
4/4	at New Jersey	L 1-2	34-30-13	81
4/5	at NY Islanders	W 4-3**	35-30-13	83
4/8	at St. Louis	W 4-1	36-30-13	85
4/10	at Carolina	W 5-2	37-30-13	87
4/11	Chicago	W 4-0	38-30-13	89
4/13	Tampa Bay	O 0-1**	38-30-14	90

\* Denotes overtime game

\*\* Denotes shootout



# 2012-13

	W	L	OT	PTS
Home	15	8	1	31
Away	12	10	2	26
1st Half	10	13	1	21
2nd Half	17	5	2	36
January	1	5	1	3
February	6	6	0	12
March	9	6	1	19
April	11	1	1	23

**Head Coach**  
Adam Oates



**NICKLAS BACKSTROM**

Player	GP	G	A	PTS	PIM	+/-	PP	SH	GW
Alex Ovechkin	48	32	24	56	36	+2	16	0	4
Mike Ribeiro	48	13	36	49	53	-4	6	0	1
Nicklas Backstrom	48	8	40	48	20	+8	3	0	1
Troy Brouwer	47	19	14	33	28	-5	7	1	5
Mike Green	35	12	14	26	20	-3	4	0	2
John Carlson	48	6	16	22	18	+11	0	0	0
Marcus Johansson	34	6	16	22	4	+3	4	3	1
Joel Ward	39	8	12	20	12	+7	1	1	1
Eric Fehr	41	9	8	17	10	+14	2	1	2
Mathieu Perreault	39	6	11	17	20	+7	2	0	1
Jason Chimera	47	3	11	14	48	-5	0	0	0
Wojtek Wolski	27	4	5	9	6	+1	0	0	2
Jack Hillen	23	3	6	9	14	+9	0	0	1
Steve Oleksy	28	1	8	9	33	+9	0	0	0
Matt Hendricks	48	5	3	8	73	-6	0	0	1
Jay Beagle	48	2	6	8	14	-1	0	0	1
Tomas Kundratek*	25	1	6	7	8	-5	0	0	0
John Erskine	30	3	3	6	34	+10	0	0	0
Karl Alzner	48	1	4	5	14	-6	0	0	0
Brooks Laich	9	1	3	4	6	+2	0	0	0
Martin Erat	9	1	2	3	4	0	0	0	1
Jeff Schultz	26	0	3	3	12	-6	0	0	0
Joey Crabb	26	2	0	2	8	-1	0	0	0
Tom Poti	16	0	2	2	2	-2	0	0	0
Aaron Volpatti	17	0	1	1	7	-2	0	0	0
Dmitry Orlov	5	0	1	1	0	+5	0	0	0
Roman Hamrlík	4	0	1	1	2	-1	0	0	0
Cameron Schilling*	1	0	0	0	0	-1	0	0	0

Goaltender	GP	MIN	GA	SO	EN	GAA	W-L-OT
Braden Holtby	36	2,089	90	4	0	2.58	23-12-1
Michal Neuvirth	12	723	33	0	0	2.74	4-5-2
Philipp Grubauer*	2	84	5	0	0	3.57	0-1-0

\* Indicates rookie

# 27-18-3, 57 points

Date	Opponent	Result	Record	Pts
1/19	at Tampa Bay	L 3-6	0-1-0	0
1/22	Winnipeg	L 2-4	0-2-0	0
1/24	Montreal	L 1-4	0-3-0	0
1/25	at New Jersey	OT 2-3*	0-3-1	1
1/27	Buffalo	W 3-2	1-3-1	3
1/29	at Ottawa	L 2-3	1-4-1	3
1/31	at Toronto	L 2-3	1-5-1	3
2/1	Philadelphia	W 3-2	2-5-1	5
2/3	Pittsburgh	L 3-6	2-6-1	5
2/5	Toronto	L 2-3	2-7-1	5
2/7	at Pittsburgh	L 2-5	2-8-1	5
2/9	Florida	W 5-0	3-8-1	7
2/12	at Florida	W 6-5*	4-8-1	9
2/14	at Tampa Bay	W 4-3	5-8-1	11
2/17	at NY Rangers	L 1-2	5-9-1	11
2/21	New Jersey	L 2-3	5-10-1	11
2/23	New Jersey	W 5-1	6-10-1	13
2/26	Carolina	W 3-0	7-10-1	15
2/27	at Philadelphia	L 1-4	7-11-1	15
3/2	at Winnipeg	W 3-0	8-11-1	17
3/5	Boston	W 4-3*	9-11-1	19
3/7	Florida	W 7-1	10-11-1	21
3/9	at NY Islanders	L 2-5	10-12-1	21
3/10	NY Rangers	L 1-4	10-13-1	21
3/12	Carolina	L 0-4	10-14-1	21
3/14	at Carolina	W 3-2	11-14-1	23
3/16	at Boston	L 1-4	11-15-1	23
3/17	Buffalo	W 5-3	12-15-1	25
3/19	at Pittsburgh	L 1-2	12-16-1	25
3/21	at Winnipeg	W 4-0	13-16-1	27
3/22	at Winnipeg	W 6-1	14-16-1	29
3/24	at NY Rangers	W 3-2**	15-16-1	31
3/26	NY Islanders	L 2-3	15-17-1	31
3/30	at Buffalo	W 4-3**	16-17-1	33
3/31	at Philadelphia	OT 4-5*	16-17-2	34
4/2	at Carolina	W 5-3	17-17-2	36
4/4	NY Islanders	W 2-1**	18-17-2	38
4/6	at Florida	W 4-3	19-17-2	40
4/7	Tampa Bay	W 4-2	20-17-2	42
4/9	at Montreal	W 3-2	21-17-2	44
4/11	Carolina	W 3-1	22-17-2	46
4/13	Tampa Bay	W 6-5*	23-17-2	48
4/16	Toronto	W 5-1	24-17-2	50
4/18	at Ottawa	L 1-3	24-18-2	50
4/20	at Montreal	W 5-1	25-18-2	52
4/23	Winnipeg	W 5-3	26-18-2	54
4/25	Ottawa	OT 1-2*	26-18-3	55
4/27	Boston	W 3-2*	27-18-3	57

\* Denotes overtime game

\*\* Denotes shootout

# 2011-12

	W	L	OT	PTS
Home	26	11	4	56
Away	16	21	4	36
1st Half	22	17	2	46
2nd Half	20	15	6	46
October	7	2	0	14
November	5	8	1	11
December	8	5	1	17
January	6	4	2	14
February	6	7	1	13
March	8	5	3	19
April	2	1	0	4

## Head Coach

Bruce Boudreau: 12-9-1

Dale Hunter (Nov. 28): 30-23-7



ALEX OVECHKIN

Player	GP	G	A	PTS	PIM	+/-	PP	SH	GW
Alex Ovechkin	78	38	27	65	26	-8	13	0	3
Alexander Semin	77	21	33	54	56	+9	2	0	1
Marcus Johansson	80	14	32	46	8	-5	1	0	3
Dennis Wideman	82	11	35	46	46	-8	4	0	3
Nicklas Backstrom	42	14	30	44	24	-4	3	0	4
Brooks Laich	82	16	25	41	34	-8	5	1	5
Jason Chimera	82	20	19	39	78	+4	1	2	5
Troy Brouwer	82	18	15	33	61	-15	3	0	5
John Carlson	82	9	23	32	22	-15	4	0	0
Mathieu Perreault	64	16	14	30	24	+9	2	0	4
Dmitry Orlov*	60	3	16	19	18	+1	0	0	1
Mike Knuble	72	6	12	18	32	-15	0	0	0
Joel Ward	73	6	12	18	20	+12	0	0	0
Karl Alzner	82	1	16	17	29	+12	0	0	0
Jeff Halpern	69	4	12	16	24	-1	0	0	1
Roman Hamrlik	68	2	11	13	34	+11	0	0	1
Keith Aucoin	27	3	8	11	0	+4	0	0	1
Matt Hendricks	78	4	5	9	95	-6	0	0	0
Cody Eakin*	30	4	4	8	4	+2	0	0	0
Mike Green	32	3	4	7	12	+5	3	0	1
Jeff Schultz	54	1	5	6	12	-2	0	0	0
Jay Beagle	41	4	1	5	23	-2	0	0	0
John Erskine	28	0	2	2	51	+3	0	0	0
Tomas Kundratek*	5	0	0	0	2	0	0	0	0
Sean Collins	2	0	0	0	0	-1	0	0	0
DJ King	1	0	0	0	0	0	0	0	0
Joel Rechlicz	3	0	0	0	10	0	0	0	0

Goaltender	GP	MIN	GA	SO	EN	GAA	W-L-OT
Tomas Vokoun	48	2,583	108	4	4	2.51	25-17-2
Michal Neuvirth	38	2,020	95	3	4	2.82	13-13-5
Braden Holtby*	7	361	15	1	0	2.49	4-2-1

\* Indicates rookie

# 42-32-8, 92 points

Date	Opponent	Result	Record	Pts
10/8	Carolina	W 4-3*	1-0-0	2
10/10	Tampa Bay	W 6-5**	2-0-0	4
10/13	at Pittsburgh	W 3-2*	3-0-0	6
10/15	Ottawa	W 2-1	4-0-0	8
10/18	Florida	W 3-0	5-0-0	10
10/20	at Philadelphia	W 5-2	6-0-0	12
10/22	Detroit	W 7-1	7-0-0	14
10/27	at Edmonton	L 1-2	7-1-0	14
10/29	at Vancouver	L 4-7	7-2-0	14
11/1	Anaheim	W 5-4*	8-2-0	16
11/4	at Carolina	W 5-1	9-2-0	18
11/5	at NY Islanders	L 3-5	9-3-0	18
11/8	Dallas	L 2-5	9-4-0	18
11/11	at New Jersey	W 3-1	10-4-0	20
11/12	New Jersey	OT 2-3**	10-4-1	21
11/15	at Nashville	L 1-3	10-5-1	21
11/17	at Winnipeg	L 1-4	10-6-1	21
11/19	at Toronto	L 1-7	10-7-1	21
11/21	Phoenix	W 4-3	11-7-1	23
11/23	Winnipeg	W 4-3*	12-7-1	25
11/25	NY Rangers	L 3-6	12-8-1	25
11/26	at Buffalo	L 1-5	12-9-1	25
11/29	St. Louis	L 1-2	12-10-1	25
12/1	Pittsburgh	L 1-2	12-11-1	25
12/3	Ottawa	W 3-2*	13-11-1	27
12/5	at Florida	L 4-5	13-12-1	27
12/7	at Ottawa	W 5-3	14-12-1	29
12/9	Toronto	W 4-2	15-12-1	31
12/13	Philadelphia	L 1-5	15-13-1	31
12/15	at Winnipeg	W 1-0	16-13-1	33
12/17	at Colorado	L 1-2	16-14-1	33
12/20	Nashville	W 4-1	17-14-1	35
12/23	at New Jersey	OT 4-3**	17-14-2	36
12/26	at Buffalo	L 4-2	17-15-2	36
12/28	NY Rangers	W 4-1	18-15-2	38
12/30	Buffalo	W 3-1	19-15-2	40
12/31	at Columbus	W 4-2	20-15-2	42
1/3	Calgary	W 3-1	21-15-2	44
1/7	at San Jose	L 2-5	21-16-2	44
1/9	at Los Angeles	L 2-5	21-17-2	44
1/11	Pittsburgh	W 1-0	22-17-2	46
1/13	Tampa Bay	W 4-3	23-17-2	48
1/15	Carolina	W 2-1	24-17-2	50
1/17	NY Islanders	L 0-3	24-18-2	50
1/18	at Montreal	W 3-0	25-18-2	52
1/20	at Carolina	L 0-3	25-19-2	52
1/22	at Pittsburgh	OT 3-4*	25-19-3	53
1/24	Boston	W 5-3	26-19-3	55
1/31	at Tampa Bay	OT 3-4*	26-19-4	56
2/1	at Florida	L 2-4	26-20-4	56
2/4	at Montreal	W 3-0	27-20-4	58
2/5	Boston	L 1-4	27-21-4	58
2/7	Florida	W 4-0	28-21-4	60
2/9	Winnipeg	OT 2-3**	28-21-5	61
2/12	at NY Rangers	L 2-3	28-22-5	61
2/13	San Jose	L 3-5	28-23-5	61
2/17	at Florida	W 2-1	29-23-5	63
2/18	at Tampa Bay	L 1-2	29-24-5	63
2/20	at Carolina	L 0-5	29-25-5	63
2/22	at Ottawa	L 2-5	29-26-5	63
2/24	Montreal	W 4-1	30-26-5	65
2/25	at Toronto	W 4-2	31-26-5	67
2/28	NY Islanders	W 3-2*	32-26-5	69
3/2	New Jersey	L 0-5	32-27-5	69
3/4	Philadelphia	L 0-1	32-28-5	69
3/6	Carolina	OT 3-4*	32-28-6	70
3/8	Tampa Bay	W 3-2*	33-28-6	72
3/10	at Boston	W 4-3	34-28-6	74
3/11	Toronto	W 2-0	35-28-6	76
3/13	at NY Islanders	W 5-4**	36-28-6	78
3/16	at Winnipeg	L 2-3	36-29-6	78
3/18	at Chicago	L 2-5	36-30-6	78
3/19	at Detroit	W 5-3	37-30-6	80
3/22	at Philadelphia	OT 1-2**	37-30-7	81
3/23	Winnipeg	OT 3-4*	37-30-8	82
3/25	Minnesota	W 3-0	38-30-8	84
3/27	Buffalo	L 1-5	38-31-8	84
3/29	at Boston	W 3-2**	39-31-8	86
3/31	Montreal	W 3-2**	40-31-8	88
4/2	at Tampa Bay	L 2-4	40-32-8	88
4/5	Florida	W 4-2	41-32-8	90
4/7	at NY Rangers	W 4-1	42-32-8	92

\* Denotes overtime game

\*\* Denotes shootout

# 2010-11

	W	L	OT	PTS
Home	25	8	8	58
Away	23	15	3	49
1st Half	23	12	6	52
2nd Half	25	11	5	55
October	7	4	0	14
November	10	2	2	22
December	5	6	3	13
January	5	3	4	14
February	6	5	1	13
March	12	2	1	25
April	3	1	0	6

**Head Coach**  
Bruce Boudreau



**MICHAL NEUVIRTH**

Player	GP	G	A	PTS	PIM	+/-	PP	SH	GW
Alex Ovechkin	79	32	53	85	41	24	7	0	11
Nicklas Backstrom	77	18	47	65	40	24	4	1	2
Alexander Semin	65	28	26	54	71	22	6	1	4
Brooks Laich	82	16	32	48	46	14	4	1	3
Mike Knuble	79	24	16	40	36	10	7	1	1
Dennis Wideman	75	10	30	40	39	-19	9	0	1
Washington	14	1	6	7	6	7	1	0	0
*John Carlson	82	7	30	37	44	21	1	0	3
Jason Arnett	73	17	14	31	40	-6	4	0	1
Washington	11	4	3	7	8	3	2	0	1
*Marcus Johansson	69	13	14	27	10	2	2	1	2
Jason Chimera	81	10	16	26	64	-10	2	0	1
Matt Hendricks	77	9	16	25	110	-2	1	0	3
Mike Green	49	8	16	24	48	6	5	0	1
Eric Fehr	52	10	10	20	16	E	3	0	1
Marco Sturm	35	5	11	16	23	6	1	0	1
Washington	18	1	6	7	6	E	0	0	1
*Mathieu Perreault	35	7	7	14	20	-3	1	0	1
Karl Alzner	82	2	10	12	24	14	0	0	0
John Erskine	73	4	7	11	94	1	0	0	1
Matt Bradley	61	4	7	11	68	-3	0	0	0
Scott Hannan	78	1	10	11	34	4	0	0	0
Washington	55	1	4	5	28	3	0	0	0
Jeff Schultz	72	1	9	10	12	6	0	0	1
Boyd Gordon	60	3	6	9	16	-5	0	1	1
Tom Poti	21	2	5	7	8	-4	0	0	0
Tyler Sloan	33	1	5	6	14	-6	0	0	0
*Jay Beagle	31	2	1	3	8	-2	0	0	2
*Andrew Gordon	9	1	1	2	0	-2	0	0	0
D.J. King	16	0	2	2	30	-3	0	0	0
Sean Collins	4	1	0	1	0	2	0	0	1
Brian Fahey	7	0	1	1	2	-1	0	0	0
Brian Willisie	1	0	1	1	0	E	0	0	0
Keith Aucoin	1	0	0	0	0	E	0	0	0

Goaltender	GP	MIN	GA	SO	EN	GAA	W-L-OT
*Michal Neuvirth	48	2,689	110	4	0	2.45	27-12-4
Semyon Varlamov	27	1,560	58	2	1	2.23	11-9-5
*Braden Holtby	14	736	22	2	0	1.79	10-2-2

\* Indicates rookie

# 48-23-11, 107 points

Date	Opponent	Result	Record	Pts
10/8	@Atlanta	L 2-4	0-1-0	0
10/9	New Jersey	W 7-2	1-1-0	2
10/11	Ottawa	W 3-2*	2-1-0	4
10/13	NY Islanders	W 2-1	3-1-0	6
10/16	@Nashville	W 3-2*	4-1-0	8
10/19	Boston	L 1-3	4-2-0	8
10/21	@Boston	L 1-4	4-3-0	8
10/23	Atlanta	W 4-3*	5-3-0	10
10/27	@Carolina	W 3-0	6-3-0	12
10/28	@Minnesota	L 1-2	6-4-0	12
10/30	@Calgary	W 7-2	7-4-0	14
11/3	Toronto	W 5-4**	8-4-0	16
11/5	Boston	W 5-3	9-4-0	18
11/7	Philadelphia	W 3-2*	10-4-0	20
11/9	@NY Rangers	W 5-3	11-4-0	22
11/11	Tampa Bay	W 6-3	12-4-0	24
11/13	@Buffalo	OT 2-3*	12-4-1	25
11/14	Atlanta	W 6-4	13-4-1	27
11/17	Buffalo	W 4-2	14-4-1	29
11/19	@Atlanta	L 0-5	14-5-1	29
11/20	Philadelphia	OT 4-5**	14-5-2	30
11/22	@New Jersey	L 0-5	14-6-2	30
11/24	@Carolina	W 3-2	15-6-2	32
11/26	Tampa Bay	W 6-0	16-6-2	34
11/28	Carolina	W 3-2**	17-6-2	36
12/1	@St. Louis	W 4-1	18-6-2	38
12/2	@Dallas	L 1-2	18-7-2	38
12/4	Atlanta	L 1-3	18-8-2	38
12/6	Toronto	OT 4-5**	18-8-3	39
12/9	Florida	L 0-3	18-9-3	39
12/11	Colorado	L 2-3	18-10-3	39
12/12	@NY Rangers	L 0-7	18-11-3	39
12/15	Anaheim	OT 1-2*	18-11-4	40
12/18	@Boston	L 2-3	18-12-4	40
12/19	@Ottawa	W 3-2	19-12-4	42
12/21	New Jersey	W 5-1	20-12-4	44
12/23	Pittsburgh	OT 2-3**	20-12-5	45
12/26	@Carolina	W 3-2	21-12-5	47
12/28	Montreal	W 3-0	22-12-5	49
1/1	@Pittsburgh^	W 3-1	23-12-5	51
1/4	Tampa Bay	OT 0-1*	23-12-6	52
1/8	Florida	W 3-2	24-12-6	54
1/11	@Florida	OT 3-4*	24-12-7	55
1/12	@Tampa Bay	L 0-3	24-13-7	55
1/14	Vancouver	L 2-4	24-14-7	55
1/16	Ottawa	W 3-1	25-14-7	57
1/18	@Philadelphia	OT 2-3*	25-14-8	58
1/20	@NY Islanders	W 2-1	26-14-8	60
1/22	@Toronto	W 4-1	27-14-8	62
1/24	NY Rangers	OT 1-2**	27-14-9	63
1/26	@Atlanta	L 0-1	27-15-9	63
2/1	Montreal	OT 2-3**	27-15-10	64
2/4	@Tampa Bay	W 5-2	28-15-10	66
2/6	Pittsburgh	W 3-0	29-15-10	68
2/8	San Jose	L 0-2	29-16-10	68
2/12	Los Angeles	L 1-4	29-17-10	68
2/14	@Phoenix	L 2-3	29-18-10	68
2/16	@Anaheim	W 7-6	30-18-10	70
2/17	@San Jose	L 2-3	30-19-10	70
2/20	@Buffalo	W 2-1	31-19-10	72
2/21	@Pittsburgh	W 1-0	32-19-10	74
2/25	NY Rangers	L 0-6	32-20-10	74
2/26	@NY Islanders	W 3-2	33-20-10	76
3/1	NY Islanders	W 2-1*	34-20-10	78
3/3	St. Louis	W 3-2	35-20-10	80
3/6	@Florida	W 3-2*	36-20-10	82
3/7	@Tampa Bay	W 2-1**	37-20-10	84
3/9	Edmonton	W 5-0	38-20-10	86
3/11	Carolina	W 2-1	39-20-10	88
3/13	Chicago	W 4-3*	40-20-10	90
3/15	@Montreal	W 4-2	41-20-10	92
3/16	@Detroit	L 2-3	41-21-10	92
3/18	@New Jersey	W 3-0	42-21-10	94
3/22	@Philadelphia	W 5-4**	43-21-10	96
3/25	@Ottawa	L 0-2	43-22-10	96
3/26	@Montreal	W 2-0	44-22-10	98
3/29	Carolina	OT 2-3**	44-22-11	99
3/31	Columbus	W 4-3*	45-22-11	101
4/2	Buffalo	W 5-4*	46-22-11	103
4/5	@Toronto	W 3-2**	47-22-11	105
4/6	Florida	W 5-2	48-22-11	107
4/7	@Florida	L 0-1	48-23-11	107

\* Denotes overtime game

\*\* Denotes shootout

^ 2011 Winter Classic at Heinz Field





# 2009-10

	W	L	OT	PTS
Home	30	5	6	66
Away	24	10	7	55
1st Half	24	11	6	54
2nd Half	30	4	7	67
October	8	2	3	19
November	8	3	3	19
December	8	5	0	16
January	13	2	0	26
February	4	1	2	10
March	8	2	4	20
April	5	0	1	11

**Head Coach**  
Bruce Boudreau



**BROOKS LAICH**

Player	GP	G	A	PTS	PIM	+/-	PP	SH	GW
Alex Ovechkin	72	50	59	109	89	45	13	0	7
Nicklas Backstrom	82	33	68	101	50	37	11	0	4
Alexander Semin	73	40	44	84	66	36	8	2	5
Mike Green	75	19	57	76	54	39	10	0	4
Brooks Laich	78	25	34	59	34	16	12	1	4
Mike Knuble	69	29	24	53	59	23	6	0	5
Tomas Fleischmann	69	23	28	51	28	9	7	0	4
Brendan Morrison	74	12	30	42	40	23	3	0	3
Eric Belanger	77	15	26	41	32	2	3	0	3
Washington	17	2	4	6	4	3	0	0	0
Eric Fehr	69	21	18	39	24	18	3	0	3
Jason Chimera	78	15	19	34	98	-1	1	0	1
Washington	39	7	10	17	51	6	0	0	0
Matt Bradley	77	10	14	24	47	6	0	1	5
Tom Poti	70	4	20	24	42	26	2	0	0
Jeff Schultz	73	3	20	23	32	50	0	0	0
Joe Corvo	52	6	12	18	12	-10	5	0	0
Washington	39	7	10	17	51	6	0	0	0
David Steckel	79	5	11	16	19	4	1	0	1
Shaone Morrisonn	68	1	11	12	68	8	0	0	1
Boyd Gordon	36	4	6	10	12	4	0	0	0
*Mathieu Perreault	21	4	5	9	6	4	1	0	0
Scott Walker	42	5	3	8	32	-3	1	0	1
Washington	9	2	1	3	9	1	0	0	1
Tyler Sloan	40	2	4	6	22	-1	0	0	0
John Erskine	50	1	5	6	66	16	0	0	0
*John Carlson	22	1	5	6	8	11	0	0	0
Keith Aucoin	9	1	4	5	0	-2	0	0	0
Karl Alzner	21	0	5	5	8	-2	0	0	0
Quintin Laing	36	2	2	4	21	2	0	0	0
Alexandre Giroux	9	1	2	3	4	3	0	0	0
*Chris Bourque	21	0	3	3	10	-6	0	0	0
Washington	1	0	0	0	0	-2	0	0	0
*Jay Beagle	7	1	1	2	2	-1	0	0	0
*Kyle Wilson	2	0	2	2	0	1	0	0	0
Boyd Kane	3	0	0	0	2	-1	0	0	0
*Andrew Gordon	2	0	0	0	0	-2	0	0	0

Goaltender	GP	MIN	GA	SO	EN	GAA	W-L-OT
Jose Theodore	47	2,586	121	1	1	2.81	30-7-7
*Semyon Varlamov	26	1,527	65	2	0	2.55	15-4-6
*Michal Neuvirth	17	872	40	0	0	2.75	9-4-0

\* Indicates rookie

# 54-15-13, 121 points

Date	Opponent	Result	Record	Pts
10/1	@ Boston	W 4-1	1-0-0	2
10/3	Toronto	W 6-4	2-0-0	4
10/6	@ Philadelphia	OT 5-6*	2-0-1	5
10/8	NY Rangers	L 3-4	2-1-1	5
10/10	@ Detroit	L 2-3	2-2-1	5
10/12	New Jersey	OT 2-3**	2-2-2	6
10/15	San Jose	W 4-1	3-2-2	8
10/17	Nashville	W 3-2**	4-2-2	10
10/22	@ Atlanta	W 5-4	5-2-2	12
10/24	@ NY Islanders	W 3-2*	6-2-2	14
10/27	Philadelphia	W 4-2	7-2-2	16
10/29	@ Atlanta	W 4-3	8-2-2	18
10/30	NY Islanders	OT 3-4*	8-2-3	19
11/1	Columbus	OT 4-5*	8-2-4	20
11/4	@ New Jersey	L 2-3	8-3-4	20
11/6	@ Florida	W 4-1	9-3-4	22
11/7	Florida	W 7-4	10-3-4	24
11/11	NY Islanders	W 5-4**	11-3-4	26
11/13	Minnesota	W 3-1	12-3-4	28
11/14	@ New Jersey	L 2-5	12-4-4	28
11/17	@ NY Rangers	W 4-2	13-4-4	30
11/20	Montreal	L 2-3	13-5-4	30
11/21	@ Toronto	OT 1-2**	13-5-5	31
11/23	@ Ottawa	OT 3-4*	13-5-6	32
11/25	Buffalo	W 2-0	14-5-6	34
11/28	@ Montreal	W 4-3**	15-5-6	36
11/30	@ Carolina	W 3-2	16-5-6	38
12/3	Florida	W 6-2	17-5-6	40
12/5	@ Philadelphia	W 8-2	18-5-6	42
12/7	@ Tampa Bay	W 3-0	19-5-6	44
12/9	@ Buffalo	L 0-3	19-6-6	44
12/11	Carolina	W 4-3*	20-6-6	46
12/12	@ Toronto	L 3-6	20-7-6	46
12/15	@ Colorado	W 6-1	21-7-6	48
12/18	@ Vancouver	L 2-3	21-8-6	48
12/19	@ Edmonton	W 4-2	22-8-6	50
12/23	Buffalo	W 5-2	23-8-6	52
12/26	New Jersey	W 4-1	24-8-6	54
12/28	Carolina	L 3-6	24-9-6	54
12/30	@ San Jose	L 2-5	24-10-6	54
1/2	@ Los Angeles	L 1-2	24-11-6	54
1/5	Montreal	W 4-2	25-11-6	56
1/7	Ottawa	W 5-2	26-11-6	58
1/9	@ Atlanta	W 8-1	27-11-6	60
1/12	@ Tampa Bay	L 4-7	27-12-6	60
1/13	@ Florida	W 5-4**	28-12-6	62
1/15	Toronto	W 6-1	29-12-6	64
1/17	Philadelphia	W 5-3	30-12-6	66
1/19	Detroit	W 3-2	31-12-6	68
1/21	@ Pittsburgh	W 6-3	32-12-6	70
1/23	Phoenix	W 4-2	33-12-6	72
1/26	@ NY Islanders	W 7-2	34-12-6	74
1/27	Anaheim	W 5-1	35-12-6	76
1/29	Florida	W 4-1	36-12-6	78
1/31	Tampa Bay	W 3-2	37-12-6	80
2/2	@ Boston	W 4-1	38-12-6	82
2/4	@ NY Rangers	W 6-5	39-12-6	84
2/5	Atlanta	W 5-2	40-12-6	86
2/7	Pittsburgh	W 5-4*	41-12-6	88
2/10	@ Montreal	OT 5-6*	41-12-7	89
2/11	@ Ottawa	L 5-6	41-13-7	89
2/13	@ St. Louis	OT 3-4**	41-13-8	90
3/3	@ Buffalo	W 3-1	42-13-8	92
3/4	Tampa Bay	W 5-4	43-13-8	94
3/6	NY Rangers	W 2-0	44-13-8	96
3/8	Dallas	OT 3-4**	44-13-9	97
3/10	Carolina	W 4-3*	45-13-9	99
3/12	Tampa Bay	L 2-3	45-14-9	99
3/14	@ Chicago	W 4-3*	46-14-9	101
3/16	@ Florida	W 7-3	47-14-9	103
3/18	@ Carolina	OT 3-4*	47-14-10	104
3/20	@ Tampa Bay	W 3-1	48-14-10	106
3/24	Pittsburgh	W 4-3**	49-14-10	108
3/25	@ Carolina	OT 2-3**	49-14-11	109
3/28	Calgary	L 3-5	49-15-11	109
3/30	Ottawa	OT 4-5*	49-15-12	110
4/1	Atlanta	W 2-1	50-15-12	112
4/3	@ Columbus	W 3-2	51-15-12	114
4/5	Boston	W 3-2*	52-15-12	116
4/6	@ Pittsburgh	W 6-3	53-15-12	118
4/9	Atlanta	W 5-2	54-15-12	120
4/11	Boston	OT 3-4**	54-15-13	121

\* Denotes overtime game


\*\* Denotes shootout

2008-09

50-24-8, 108 points

	W	L	OT	PTS
Home	29	9	3	61
Away	21	15	5	47
1st Half	27	11	3	57
2nd Half	23	13	5	51
October	5	3	1	11
November	8	5	2	18
December	11	3	0	22
January	7	4	1	15
February	9	3	1	19
March	6	5	2	14
April	4	1	1	9

**Head Coach**  
Bruce Boudreau



NICKLAS BACKSTROM

Player	GP	G	A	PTS	PIM	+/-	PP	SH	GW
Alex Ovechkin	79	56	54	110	72	8	19	1	10
Nicklas Backstrom	82	22	66	88	46	16	14	0	1
Alexander Semin	62	34	45	79	77	25	8	0	8
Mike Green	68	31	42	73	68	24	18	1	4
Brooks Laich	82	23	30	53	31	-1	9	1	3
Viktor Kozlov	67	13	28	41	16	-9	2	0	0
Tomas Fleischmann	73	19	18	37	20	-3	7	0	4
Sergei Fedorov	52	11	22	33	50	4	2	0	2
Michael Nylander	72	9	24	33	32	E	4	0	2
Eric Fehr	61	12	13	25	22	8	1	0	2
David Steckel	76	8	11	19	34	2	0	2	1
Boyd Gordon	63	5	9	14	16	-4	0	1	2
Milan Jurcina	79	3	11	14	68	1	0	0	1
Tom Poti	52	3	10	13	28	3	0	0	1
Shaone Morrisonn	72	3	10	13	77	4	0	0	1
Jeff Schultz	64	1	11	12	21	13	0	1	0
Matt Bradley	81	5	6	11	59	-1	0	0	1
Keith Aucoin	12	2	4	6	4	5	1	0	0
Chris Clark	32	1	5	6	32	-3	0	0	0
Tyler Sloan	26	1	4	5	14	4	0	0	0
*Karl Alzner	30	1	4	5	2	-1	0	0	0
Donald Brashear	63	1	3	4	121	-6	0	0	1
*Sami Lepisto	7	0	4	4	6	-3	0	0	0
John Erskine	52	0	4	4	63	1	0	0	0
Brian Pothier	9	1	2	3	4	E	0	0	1
Bryan Helmer	12	0	3	3	2	-1	0	0	0
Jose Theodore	57	0	3	3	6	E	0	0	0
*Sean Collins	15	1	1	2	12	1	0	0	0
Alexandre Giroux	12	1	1	2	10	4	0	0	1
*Chris Bourque	8	1	0	1	0	E	0	0	0
Brent Johnson	21	0	1	1	2	E	0	0	0
*Oskar Osala	2	0	0	0	0	-1	0	0	0
*Andrew Gordon	1	0	0	0	0	E	0	0	0
Graham Mink	2	0	0	0	0	E	0	0	0
*Michal Neuvirth	5	0	0	0	0	E	0	0	0
*Simeon Varlamov	6	0	0	0	0	E	0	0	0
Quintin Laing	1	0	0	0	0	1	0	0	0
Staffan Kronwall	3	0	0	0	0	-1	0	0	0
*Jay Beagle	3	0	0	0	2	-3	0	0	0

Goaltender	GP	MIN	GA	SO	EN	GAA	W-L-OT
Jose Theodore	57	3,287	157	2	4	2.87	32-17-5
Brent Johnson	21	1,131	53	0	2	2.81	12-6-2
*Semyon Varlamov	6	329	13	0	0	2.37	4-0-1
*Michal Neuvirth	5	220	11	0	0	3.00	2-1-0

\* Indicates rookie

Date	Opponent	Result	Record	Pts
10/10	@ Atlanta	L 4-7	0-1-0	0
10/11	Chicago	W 4-2	1-1-0	2
10/13	Vancouver	W 5-1	2-1-0	4
10/16	@ Pittsburgh	W 4-3	3-1-0	6
10/18	New Jersey	OT 3-4**	3-1-1	7
10/21	@ Calgary	L 1-2	3-2-1	7
10/23	@ Phoenix	L 1-2	3-3-1	7
10/25	@ Dallas	W 6-5*	4-3-1	9
10/28	Nashville	W 4-3**	5-3-1	11
11/1	@ Buffalo	L 0-5	5-4-1	11
11/4	@ Ottawa	OT 1-2*	5-4-2	12
11/6	Carolina	W 3-2	6-4-2	14
11/8	NY Rangers	W 3-1	7-4-2	16
11/10	Tampa Bay	W 4-2	8-4-2	18
11/12	@ Carolina	W 5-1	9-4-2	20
11/14	New Jersey	W 3-1	10-4-2	22
11/15	@ New Jersey	OT 5-6**	10-4-3	23
11/19	@ Anaheim	W 6-4	11-4-3	25
11/20	@ Los Angeles	L 2-5	11-5-3	25
11/22	@ San Jose	L 2-7	11-6-3	25
11/24	@ Minnesota	L 3-4	11-7-3	25
11/26	Atlanta	W 5-3	12-7-3	27
11/28	Montreal	W 3-0	13-7-3	29
11/29	@ Columbus	L 0-3	13-8-3	29
12/2	Florida	L 3-5	13-9-3	29
12/4	NY Islanders	W 5-2	14-9-3	31
12/6	@ Toronto	W 2-1	15-9-3	33
12/7	@ Carolina	L 1-3	15-10-3	33
12/10	Boston	W 3-1	16-10-3	35
12/12	Ottawa	W 5-1	17-10-3	37
12/13	@ Montreal	W 2-1	18-10-3	39
12/16	@ NY Islanders	W 5-4*	19-10-3	41
12/18	St. Louis	W 4-2	20-10-3	43
12/20	@ Philadelphia	L 1-7	20-11-3	43
12/23	@ NY Rangers	W 5-4*	21-11-3	45
12/26	Buffalo	W 3-2	22-11-3	47
12/28	Toronto	W 4-1	23-11-3	49
12/30	@ Buffalo	W 4-2	24-11-3	51
1/1	Tampa Bay	W 7-4	25-11-3	53
1/3	NY Rangers	W 2-1	26-11-3	55
1/6	Philadelphia	W 2-1**	27-11-3	57
1/9	Columbus	L 0-3	27-12-3	57
1/10	@ Montreal	L 4-5	27-13-3	57
1/13	Edmonton	L 2-5	27-14-3	57
1/14	@ Pittsburgh	W 6-3	28-14-3	59
1/17	Boston	W 2-1	29-14-3	61
1/19	@ NY Islanders	W 2-1*	30-14-3	63
1/20	@ Ottawa	L 2-3	30-15-3	63
1/27	@ Boston	OT 2-3*	30-15-4	64
1/31	Detroit	W 4-2	31-15-4	66
2/1	Ottawa	W 7-4	32-15-4	68
2/3	@ New Jersey	W 5-2	33-15-4	70
2/5	Los Angeles	L 4-5	33-16-4	70
2/7	Florida	W 3-1	34-16-4	72
2/11	@ NY Rangers	OT 4-5**	34-16-5	73
2/14	@ Tampa Bay	W 5-1	35-16-5	75
2/15	@ Florida	W 4-2	36-16-5	77
2/18	Montreal	W 4-3**	37-16-5	79
2/20	Colorado	L 1-4	37-17-5	79
2/22	Pittsburgh	W 5-2	38-17-5	81
2/24	Philadelphia	L 2-4	38-18-5	81
2/26	Atlanta	W 4-3	39-18-5	83
2/28	@ Boston	W 4-3*	40-18-5	85
3/1	Florida	L 2-6	40-19-5	85
3/3	Carolina	L 2-5	40-20-5	85
3/5	Toronto	L 1-2	40-21-5	85
3/8	Pittsburgh	OT 3-4**	40-21-6	86
3/10	@ Nashville	W 2-1*	41-21-6	88
3/12	@ Philadelphia	W 2-1	42-21-6	90
3/14	Carolina	W 5-4**	43-21-6	92
3/16	@ Atlanta	L 1-5	43-22-6	92
3/17	@ Florida	W 3-0	44-22-6	94
3/19	@ Tampa Bay	W 5-2	45-22-6	96
3/21	@ Carolina	L 1-4	45-23-6	96
3/24	@ Toronto	OT 2-3**	45-23-7	97
3/27	Tampa Bay	W 5-3	46-23-7	99
4/1	NY Islanders	W 5-3	47-23-7	101
4/3	Buffalo	OT 4-5*	47-23-8	102
4/5	Atlanta	W 4-2	48-23-8	104
4/7	@ Atlanta	W 4-2	49-23-8	106
4/9	@ Tampa Bay	W 4-2	50-23-8	108
4/11	@ Florida	L 4-7	50-24-8	108

\* Denotes overtime game

\*\* Denotes shootout



# 2007-08

	W	L	OT	PTS
Home	23	15	3	49
Away	20	16	5	45
1st Half	16	20	5	37
2nd Half	27	11	3	57
October	5	6	0	10
November	3	10	2	8
December	7	3	3	17
January	9	4	0	18
February	6	4	3	15
March	10	4	0	20
April	3	0	0	6

## Head Coach

Glen Hanlon: 6-14-1

Bruce Boudreau (Nov. 22): 37-17-7



MIKE GREEN

Player	GP	G	A	PTS	PIM	+/-	PP	SH	GW
Alex Ovechkin	82	65	47	112	40	28	22	0	11
*Nicklas Backstrom	82	14	55	69	24	13	3	0	4
Mike Green	82	18	38	56	62	6	8	0	4
Viktor Kozlov	81	16	38	54	18	28	2	0	2
Alexander Semin	63	26	16	42	54	-18	10	0	2
Sergei Fedorov	68	11	30	41	38	-5	6	0	2
Washington	18	2	11	13	8	-2	1	0	1
Brooks Laich	82	21	16	37	35	-3	8	2	4
Michael Nylander	40	11	26	37	24	-19	5	0	1
Tomas Fleischmann	75	10	20	30	18	-7	1	0	1
Tom Poti	71	2	27	29	46	9	0	0	0
Matt Cooke	78	10	13	23	91	1	0	1	1
Washington	17	3	4	7	27	5	0	1	0
Matt Bradley	77	7	11	18	74	1	1	1	2
Jeff Schultz	72	5	13	18	28	12	0	0	0
Boyd Gordon	67	7	9	16	12	5	0	1	0
Brian Pothier	38	5	9	14	20	5	1	0	1
*David Steckel	67	5	7	12	34	1	0	0	1
Shaone Morrisonn	76	1	9	10	63	4	0	0	1
Chris Clark	18	5	4	9	43	E	1	0	1
John Erskine	51	2	7	9	96	1	0	0	1
Milan Jurcina	75	1	8	9	30	4	1	0	0
Donald Brashear	80	5	3	8	119	-7	0	0	0
Eric Fehr	23	1	5	6	6	4	0	0	0
Quintin Laing	39	1	5	6	10	4	0	0	1
Steve Eminger	20	0	2	2	8	-4	0	0	0
Cristobal Huet	52	0	2	2	0	E	0	0	0
Washington	13	0	1	1	0	E	0	0	0
Olie Kolzig	54	0	2	2	8	E	0	0	0
*Sami Lepisto	7	0	1	1	12	-1	0	0	0
Brent Johnson	19	0	0	0	0	E	0	0	0
*Chris Bourque	4	0	0	0	2	E	0	0	0

Goaltender	GP	MIN	GA	SO	EN	GAA	W-L-OT
Olie Kolzig	54	3,154	153	1	3	2.91	25-21-6
Cristobal Huet	52	3,049	118	4	5	2.32	32-14-6
Washington	13	771	21	2	1	1.63	11-2-0
Brent Johnson	19	1,032	46	0	3	2.67	7-8-2

\* Indicates rookie

# 43-31-8, 94 points

Date	Opponent	Result	Record	Pts
10/5	@ Atlanta	W 3-1	1-0-0	2
10/6	Carolina	W 2-0	2-0-0	4
10/8	@ NY Islanders	W 2-1	3-0-0	6
10/12	@ NY Rangers	L 1-3	3-1-0	6
10/13	@ Buffalo	L 3-7	3-2-0	6
10/18	NY Islanders	L 2-5	3-3-0	6
10/20	Pittsburgh	L 1-2	3-4-0	6
10/24	Tampa Bay	W 5-3	4-4-0	8
10/26	Vancouver	L 2-3	4-5-0	8
10/27	@ St. Louis	L 3-4	4-6-0	8
10/29	@ Toronto	W 7-1	5-6-0	10
11/1	@ NY Rangers	L 0-2	5-7-0	10
11/2	Philadelphia	L 2-3	5-8-0	10
11/5	@ Carolina	L 0-5	5-9-0	10
11/6	@ Atlanta	OT 1-2*	5-9-1	11
11/8	@ Ottawa	W 4-1	6-9-1	13
11/10	Tampa Bay	L 2-5	6-10-1	13
11/15	@ Florida	L 1-2	6-11-1	13
11/16	@ Tampa Bay	L 2-5	6-12-1	13
11/19	Florida	L 3-4	6-13-1	13
11/21	Atlanta	L 1-5	6-14-1	13
11/23	@ Philadelphia	W 4-3*	7-14-1	15
11/24	Carolina	W 5-2	8-14-1	17
11/26	Buffalo	L 1-3	8-15-1	17
11/28	Florida	OT 1-2**	8-15-2	18
11/30	@ Carolina	L 3-4	8-16-2	18
12/1	@ Florida	W 2-1	9-16-2	20
12/7	@ New Jersey	L 2-3	9-17-2	20
12/8	Atlanta	W 6-3	10-17-2	22
12/10	New Jersey	W 3-2	11-17-2	24
12/12	NY Rangers	W 5-4*	12-17-2	26
12/14	Buffalo	L 3-5	12-18-2	26
12/15	@ Tampa Bay	W 3-2	13-18-2	28
12/17	@ Detroit	OT 3-4**	13-18-3	29
12/20	Montreal	L 2-5	13-19-3	29
12/22	@ NY Islanders	OT 2-3*	13-19-4	30
12/26	Tampa Bay	W 3-2	14-19-4	32
12/27	@ Pittsburgh	OT 3-4*	14-19-5	33
12/29	@ Ottawa	W 8-6	15-19-5	35
1/1	Ottawa	W 6-3	16-19-5	37
1/3	@ Boston	L 0-2	16-20-5	37
1/5	@ Montreal	W 5-4*	17-20-5	39
1/9	Colorado	W 2-1	18-20-5	41
1/13	Philadelphia	L 4-6	18-21-5	41
1/15	Ottawa	W 4-2	19-21-5	43
1/17	Edmonton	W 5-4**	20-21-5	45
1/19	Florida	W 5-3	21-21-5	47
1/21	@ Pittsburgh	W 6-5**	22-21-5	49
1/23	@ Toronto	L 2-3	22-22-5	49
1/24	Toronto	W 2-1	23-22-5	51
1/29	@ Montreal	L 0-4	23-23-5	51
1/31	Montreal	W 5-4*	24-23-5	53
2/2	Atlanta	L 0-2	24-24-5	53
2/5	@ Columbus	W 4-3*	25-24-5	55
2/6	@ Philadelphia	W 4-3	26-24-5	57
2/8	Carolina	L 1-2	26-25-5	57
2/10	NY Rangers	W 3-2*	27-25-5	59
2/13	@ Atlanta	OT 2-3**	27-25-6	60
2/15	@ Florida	L 2-4	27-26-6	60
2/16	@ Tampa Bay	W 3-2	28-26-6	62
2/20	NY Islanders	OT 2-3**	28-26-7	63
2/23	@ Carolina	L 3-6	28-27-7	63
2/24	New Jersey	OT 1-2*	28-27-8	64
2/26	Minnesota	W 4-1	29-27-8	66
2/29	@ New Jersey	W 4-0	30-27-8	68
3/1	Toronto	L 2-3	30-28-8	68
3/3	Boston	W 10-2	31-28-8	70
3/5	@ Buffalo	W 3-1	32-28-8	72
3/8	@ Boston	L 1-2	32-29-8	72
3/9	Pittsburgh	L 2-4	32-30-8	72
3/12	Calgary	W 3-2	33-30-8	74
3/14	Atlanta	W 4-1	34-30-8	76
3/16	Boston	W 2-1**	35-30-8	78
3/18	@ Nashville	W 4-2	36-30-8	80
3/19	@ Chicago	L 0-5	36-31-8	80
3/21	@ Atlanta	W 5-3	37-31-8	82
3/25	@ Carolina	W 3-2**	38-31-8	84
3/27	@ Tampa Bay	W 4-3*	39-31-8	86
3/29	@ Florida	W 3-0	40-31-8	88
4/1	Carolina	W 4-1	41-31-8	90
4/3	Tampa Bay	W 4-1	42-31-8	92
4/5	Florida	W 3-1	43-31-8	94

\* Denotes overtime game

\*\* Denotes shootout



# 2006-07

	W	L	OT	PTS
Home	17	17	7	41
Away	11	23	7	29
1st Half	17	17	7	41
2nd Half	11	23	7	29
October	4	3	4	12
November	6	6	2	14
December	6	7	1	13
January	5	7	0	10
February	3	6	4	10
March	2	10	3	7
April	2	1	0	4

**Head Coach**  
Glen Hanlon



**CHRIS CLARK**

Player	GP	G	A	PTS	PIM	+/-	PP	SH	GW
Alex Ovechkin	82	46	46	92	52	-19	16	0	8
Alexander Semin	77	38	35	73	90	-7	17	0	6
Chris Clark	74	30	24	54	66	-10	9	4	2
Matt Pettinger	64	16	16	32	22	-13	4	3	2
Boyd Gordon	71	7	22	29	14	10	0	2	0
Brian Pothier	72	3	25	28	44	-11	2	0	0
Kris Beech	64	8	18	26	46	-11	3	0	0
Ben Clymer	66	7	13	20	44	-17	0	0	0
*Jiri Novotny	68	6	13	19	28	-4	0	0	0
Washington	18	0	6	6	2	-2	0	0	0
Brooks Laich	73	8	10	18	29	-2	2	3	0
Brian Sutherby	69	7	10	17	78	-9	1	0	0
Steve Eminger	68	1	16	17	63	-14	0	0	0
Matt Bradley	57	4	9	13	47	-5	0	0	0
Donald Brashear	77	4	9	13	156	1	0	0	0
Shaone Morrisonn	78	3	10	13	106	3	0	0	0
Milan Jurcina	70	4	8	12	44	E	0	0	1
Washington	30	2	7	9	24	5	0	0	0
*Mike Green	70	2	10	12	36	-10	0	0	0
*Jakub Klepis	41	3	7	10	28	-2	0	0	0
*Tomas Fleischmann	29	4	4	8	8	-6	1	0	1
Bryan Muir	26	3	4	7	42	3	0	0	1
John Erskine	29	1	6	7	69	-13	0	0	0
*Alexandre Giroux	9	2	2	4	2	-4	0	0	0
*Eric Fehr	14	2	1	3	8	3	0	0	1
Olie Kolzig	54	0	3	3	10	E	0	0	0
*Jeff Schultz	38	0	3	3	16	5	0	0	0
Brent Johnson	30	0	1	1	4	E	0	0	0
*David Steckel	5	0	0	0	2	-2	0	0	0
Frederic Cassivi	4	0	0	0	0	E	0	0	0
*Jamie Hunt	1	0	0	0	0	-1	0	0	0

Goaltender	GP	MIN	GA	SO	EN	GAA	W-L-OT
Olie Kolzig	54	3,184	159	1	7	3.00	22-24-6
Brent Johnson	30	1,644	99	0	4	3.61	6-15-7
Frederic Cassivi	4	139	6	0	0	2.59	0-1-1

\* Indicates rookie

# 28-40-14, 70 points

Date	Opponent	Result	Record	Pts
10/5	@ NY Rangers	L 2-5	0-1-0	0
10/7	Carolina	W 5-2	1-1-0	2
10/12	@ Minnesota	OT 2-3**	1-1-1	3
10/14	Atlanta	OT 3-4*	1-1-2	4
10/18	Florida	W 5-2	2-1-2	6
10/19	@ Atlanta	OT 3-4**	2-1-3	7
10/21	Tampa Bay	L 4-6	2-2-3	7
10/25	@ Colorado	W 5-3	3-2-3	9
10/27	@ Vancouver	OT 2-3**	3-2-4	10
10/28	@ Edmonton	L 0-4	3-3-4	10
10/30	@ Calgary	W 4-2	4-3-4	12
11/3	Atlanta	L 3-4	4-4-4	12
11/4	@ Philadelphia	W 5-3	5-4-4	14
11/6	Ottawa	W 4-3*	6-4-4	16
11/9	@ Carolina	L 0-5	6-5-4	16
11/11	NY Rangers	W 3-1	7-5-4	18
11/13	@ Florida	W 4-1	8-5-4	20
11/15	Boston	OT 2-3**	8-5-5	21
11/17	Carolina	L 1-4	8-6-5	21
11/18	@ Boston	OT 2-3*	8-6-6	22
11/22	Atlanta	L 2-4	8-7-6	22
11/24	Toronto	L 1-7	8-8-6	22
11/25	@ NY Islanders	L 1-4	8-9-6	22
11/28	@ Tampa Bay	W 5-2	9-9-6	24
11/30	Dallas	W 4-3	10-9-6	26
12/2	Buffalo	W 7-4	11-9-6	28
12/6	Ottawa	W 6-2	12-9-6	30
12/8	Anaheim	L 1-6	12-10-6	30
12/9	@ Philadelphia	W 5-3	13-10-6	32
12/11	Pittsburgh	OT 4-5**	13-10-7	33
12/15	@ Atlanta	W 3-2*	14-10-7	35
12/16	Philadelphia	W 4-1	15-10-7	37
12/19	Tampa Bay	L 4-5	15-11-7	37
12/22	New Jersey	L 1-4	15-12-7	37
12/23	@ Toronto	W 3-2	16-12-7	39
12/26	@ Buffalo	L 3-6	16-13-7	39
12/27	Montreal	L 1-4	16-14-7	39
12/29	@ New Jersey	L 3-4	16-15-7	39
12/30	@ NY Rangers	L 1-4	16-16-7	39
1/1	Phoenix	L 2-3	16-17-7	39
1/4	Montreal	W 5-1	17-17-7	41
1/6	Atlanta	W 3-2*	18-17-7	43
1/9	Philadelphia	W 6-2	19-17-7	45
1/11	@ Tampa Bay	L 4-5	19-18-7	45
1/13	@ Florida	L 3-7	19-19-7	45
1/16	@ Ottawa	L 2-5	19-20-7	45
1/18	@ Carolina	W 5-2	20-20-7	47
1/20	Florida	L 1-4	20-21-7	47
1/26	@ Carolina	L 2-6	20-22-7	47
1/27	Carolina	W 7-3	21-22-7	49
1/30	@ Ottawa	L 2-3	21-23-7	49
2/1	@ Florida	L 3-6	21-24-7	49
2/3	@ Pittsburgh	L 0-2	21-25-7	49
2/4	NY Islanders	W 2-1**	22-25-7	51
2/6	Boston	OT 2-3**	22-25-8	52
2/8	Los Angeles	W 4-3*	23-25-8	54
2/10	NY Rangers	L 2-5	23-26-8	54
2/15	@ Tampa Bay	OT 2-3**	23-26-9	55
2/18	@ Pittsburgh	L 2-3	23-27-9	55
2/20	@ Montreal	L 3-5	23-28-9	55
2/21	San Jose	OT 2-3**	23-28-10	56
2/24	@ New Jersey	W 4-2	24-28-10	58
2/25	New Jersey	L 2-3	24-29-10	58
2/27	Florida	OT 5-6**	24-29-11	59
3/1	Tampa Bay	OT 4-5**	24-29-12	60
3/3	NY Islanders	L 2-5	24-30-12	60
3/6	@ Toronto	L 0-3	24-31-12	60
3/9	Carolina	L 0-3	24-32-12	60
3/10	@ NY Islanders	L 2-5	24-33-12	60
3/12	@ Atlanta	L 2-4	24-34-12	60
3/15	@ Boston	OT 3-4**	24-34-13	61
3/16	Toronto	W 5-1	25-34-13	63
3/18	Tampa Bay	W 7-1	26-34-13	65
3/21	@ Buffalo	L 2-5	26-35-13	65
3/22	@ Carolina	L 3-4	26-36-13	65
3/24	@ Montreal	L 1-4	26-37-13	65
3/27	Pittsburgh	L 3-4	26-38-13	65
3/30	@ Florida	OT 2-3*	26-38-14	66
3/31	@ Tampa Bay	L 2-5	26-39-14	66
4/3	Florida	W 1-0	27-39-14	68
4/4	@ Atlanta	W 3-2	28-39-14	70
4/7	Buffalo	L 0-2	28-40-14	70

\* Denotes overtime game

\*\* Denotes shootout

# 2005-06

	W	L	OT	PTS
Home	16	18	7	39
Away	13	23	5	31
1st Half	13	23	5	31
2nd Half	16	18	7	39
October	4	7	0	8
November	4	7	2	10
December	5	6	1	11
January	5	8	2	12
February	2	4	0	4
March	4	6	5	13
April	5	3	2	12

**Head Coach**  
Glen Hanlon



**ALEX OVECHKIN**

Player	GP	G	A	PTS	PIM	+/-	PP	SH	GW
*Alex Ovechkin	81	52	54	106	52	2	21	3	5
Dainius Zubrus	71	23	34	57	84	3	13	0	5
Jeff Halpern	70	11	33	44	79	-8	6	0	1
Brian Willsie	82	19	22	41	77	-19	8	1	2
Chris Clark	78	20	19	39	110	9	1	3	0
Matt Pettinger	71	20	18	38	39	-2	4	5	2
Ben Clymer	77	16	17	33	72	-7	3	0	3
Brian Sutherby	76	14	16	30	73	-17	0	2	0
Jamie Heward	71	7	21	28	54	-5	4	0	2
Bryan Muir	72	8	18	26	72	-9	4	0	0
*Brooks Laich	73	7	14	21	26	-9	1	0	1
Matt Bradley	74	7	12	19	72	-8	0	0	1
Steve Eminger	66	5	13	18	81	-12	1	0	0
Shaone Morrisonn	80	1	13	14	91	7	0	0	0
Mathieu Biron	52	4	9	13	50	-11	3	0	0
Andrew Cassels	31	4	8	12	14	-3	2	0	0
Ivan Majesky	57	1	8	9	66	-2	0	1	0
Rico Fata	47	3	4	7	22	-4	1	0	0
Washington	21	3	3	6	8	3	1	0	0
*Nolan Yonkman	38	0	7	7	86	1	0	0	0
Petr Sykora	10	2	2	4	6	E	0	0	0
*Jakub Klepis	25	1	3	4	8	-11	0	0	0
Kris Beech	10	1	2	3	4	1	0	0	0
Washington	5	0	0	0	4	E	0	0	0
*Mike Green	22	1	2	3	18	-8	0	0	0
Olie Kolzig	59	0	3	3	14	E	0	0	0
*Tomas Fleischmann	14	0	2	2	0	-7	0	0	0
Boyd Kane	5	0	1	1	2	1	0	0	0
Boyd Gordon	25	0	1	1	4	-4	0	0	0
Frederic Cassivi	1	0	0	0	0	E	0	0	0
*Jonas Johansson	1	0	0	0	2	E	0	0	0
*Joey Tenute	1	0	0	0	0	E	0	0	0
Doug Doull	2	0	0	0	19	-1	0	0	0
*Louis Robitaille	2	0	0	0	5	-1	0	0	0
Graham Mink	3	0	0	0	0	E	0	0	0
*David Steckel	7	0	0	0	0	1	0	0	0
Colin Forbes	9	0	0	0	2	-2	0	0	0
*Eric Fehr	11	0	0	0	2	E	0	0	0
Brent Johnson	26	0	0	0	14	E	0	0	0

Goaltender	GP	MIN	GA	SO	EN	GAA	W-L-OT
Olie Kolzig	59	3,506	206	0	8	3.53	20-28-11
Brent Johnson	26	1,413	81	1	1	3.44	9-12-1
Frederic Cassivi	1	59	4	0	0	4.07	0-1-0

\* Indicates rookie

# 29-41-12, 70 points

Date	Opponent	Result	Record	Pts
10/5	Columbus	W 3-2	1-0-0	2
10/7	Atlanta	L 3-7	1-1-0	2
10/8	@ Atlanta	L 1-8	1-2-0	2
10/10	NY Rangers	W 3-2	2-2-0	4
10/12	@ Carolina	L 2-7	2-3-0	4
10/13	NY Islanders	L 3-5	2-4-0	4
10/16	Tampa Bay	W 3-2**	3-4-0	6
10/20	@ Florida	L 2-3	3-5-0	6
10/22	Carolina	L 0-4	3-6-0	6
10/26 #	@ Buffalo	W 3-2	4-6-0	8
10/28	@ Tampa Bay	L 2-4	4-7-0	8
11/3	@ Philadelphia	L 1-8	4-8-0	8
11/4	Atlanta	W 3-2**	5-8-0	10
11/6	Toronto	W 5-4	6-8-0	12
11/8	@ Toronto	L 4-6	6-9-0	12
11/11	New Jersey	L 3-4	6-10-0	12
11/12	@ New Jersey	L 2-3	6-11-0	12
11/15	Tampa Bay	W 4-3**	7-11-0	14
11/17	@ Buffalo	L 5-8	7-12-0	14
11/19	@ Montreal	W 5-1	8-12-0	16
11/22	@ Pittsburgh	L 4-5	8-13-0	16
11/23	Tampa Bay	OT 3-4**	8-13-1	17
11/26	@ NY Rangers	OT 2-3**	8-13-2	18
11/27	Buffalo	L 2-3	8-14-2	18
12/1 *	@ Florida	L 2-3	8-15-2	18
12/3	NY Rangers	W 5-1	9-15-2	20
12/7	Nashville	L 2-5	9-16-2	20
12/9	Detroit	L 3-4	9-17-2	20
12/14	@ Los Angeles	W 3-2	10-17-2	22
12/16	@ San Jose	L 1-4	10-18-2	22
12/18	Florida	L 2-3	10-19-2	22
12/22	@ Atlanta	W 6-5**	11-19-2	24
12/23	Montreal	W 4-2	12-19-2	26
12/27	Boston	OT 3-4*	12-19-3	27
12/28	@ New Jersey	L 2-7	12-20-3	27
12/31	Philadelphia	W 4-3**	13-20-3	29
1/1	Atlanta	L 2-5	13-21-3	29
1/4	Ottawa	L 1-3	13-22-3	29
1/6	Philadelphia	L 1-3	13-23-3	29
1/8	Florida	OT 3-4**	13-23-4	30
1/10	Chicago	OT 3-4*	13-23-5	31
1/12	@ Dallas	L 1-4	13-24-5	31
1/13	@ Anaheim	W 3-2*	14-24-5	33
1/16	@ Phoenix	W 6-1	15-24-5	35
1/19	St. Louis	W 5-4**	16-24-5	37
1/21	Carolina	W 5-2	17-24-5	39
1/23	Boston	L 2-3	17-25-5	39
1/25	@ Pittsburgh	L 1-8	17-26-5	39
1/26	@ Boston	L 2-3	17-27-5	39
1/29	Tampa Bay	W 2-1	18-27-5	41
1/31	@ NY Islanders	L 3-5	18-28-5	41
2/3	Toronto	W 4-1	19-28-5	43
2/4	@ Tampa Bay	L 0-5	19-29-5	43
2/7	Florida	L 0-5	19-30-5	43
2/10	@ Philadelphia	L 4-5	19-31-5	43
2/11	Pittsburgh	L 3-6	19-32-5	43
2/28	@ Toronto	W 5-3	20-32-5	45
3/2	@ Ottawa	L 1-7	20-33-5	45
3/4	@ Atlanta	OT 2-3*	20-33-6	46
3/6	NY Islanders	W 5-2	21-33-6	48
3/8	Pittsburgh	W 6-3	22-33-6	50
3/10	New Jersey	OT 3-4**	22-33-7	51
3/12	Ottawa	L 2-5	22-34-7	51
3/14	Buffalo	L 4-6	22-35-7	51
3/16	@ NY Rangers	L 4-5	22-36-7	51
3/18	Florida	OT 3-4**	22-36-8	52
3/20	Montreal	L 2-4	22-37-8	52
3/22	@ Florida	L 2-3	22-38-8	52
3/23	@ Tampa Bay	OT 3-4*	22-38-9	53
3/25	@ Carolina	W 3-1	23-38-9	55
3/29	@ Carolina	W 5-1	24-38-9	57
3/30	@ Montreal	OT 2-3*	24-38-10	58
4/1	@ Ottawa	W 1-0	25-38-10	60
4/3	@ Carolina	OT 5-6*	25-38-11	61
4/5	Carolina	OT 3-4**	25-38-12	62
4/7	Carolina	L 3-4	25-39-12	62
4/8	@ NY Islanders	L 0-5	25-40-12	62
4/10	@ Boston	W 2-1*	26-40-12	64
4/13	@ Atlanta	L 3-5	26-41-12	64
4/15	@ Florida	W 2-1**	27-41-12	66
4/17	Atlanta	W 6-4	28-41-12	68
4/18	@ Tampa Bay	W 4-1	29-41-12	70

# Rochester, N.Y.

\* Postponed from Oct. 29 due to hurricane

\* Denotes overtime game

\*\* Denotes shootout

2003-04

23-46-10-3, 59 points

	W	L	T	OTL	PTS
Home	13	20	6	2	34
Away	10	26	4	1	25
1st Half	11	25	4	1	27
2nd Half	12	21	6	2	32
October	2	7	1	0	5
November	5	8	0	1	11
December	4	8	2	0	10
January	5	7	2	1	13
February	4	5	3	0	11
March	3	10	1	0	7
April	0	1	1	1	2

**Head Coach**

Bruce Cassidy: 8-18-1-1

Glen Hanlon (Dec. 10): 15-28-9-2

**JEFF HALPERN**

Player	GP	G	A	PTS	PIM	+/-	PP	SH	GW
Jeff Halpern	79	19	27	46	56	-21	7	0	2
Kip Miller	66	9	22	31	8	-10	6	0	2
Dainius Zubrus	54	12	15	27	38	-16	6	1	2
*Alexander Semin	52	10	12	22	36	-2	4	0	2
Brian Willsie	49	10	5	15	18	-7	1	1	1
*Josef Boumedienne	37	2	12	14	30	-10	0	0	0
Matt Pettinger	71	7	5	12	37	-9	1	0	1
Joel Kwiatkowski	80	6	6	12	89	-28	2	0	0
Brendan Witt	72	2	10	12	23	-22	0	0	0
Trent Whitfield	44	6	5	11	14	-2	0	1	2
Bates Battaglia	70	4	7	11	42	-24	0	0	1
Washington	66	4	6	10	38	-23	0	0	1
Craig Johnson	64	2	9	11	28	-10	0	0	0
Washington	15	0	6	6	8	-6	0	0	0
Jason Doig	65	2	9	11	105	-12	0	0	0
*Shaone Morrisonn	33	1	7	8	10	10	0	0	0
Washington	3	0	0	0	0	E	0	0	0
*Boyd Gordon	41	1	5	6	8	-9	0	0	0
Rick Berry	65	0	6	6	108	-5	0	0	0
Stephen Peat	64	5	0	5	90	-10	0	0	0
J-Luc Grand-Pierre	56	3	2	5	52	-12	0	1	0
Washington	13	1	0	1	14	-2	0	0	0
Todd Rohloff	59	0	5	5	26	-17	0	0	0
Washington	35	0	3	3	18	-5	0	0	0
*Steve Eminger	41	0	4	4	45	-11	0	0	0
Brian Sutherby	30	2	0	2	28	-5	0	0	0
Ivan Ciernik	7	1	1	2	0	1	0	0	0
Brad Norton	36	0	2	2	94	-5	0	0	0
Washington	16	0	1	1	17	-4	0	0	0
Darcy Verot	37	0	2	2	35	-6	0	0	0
John Gruden	11	1	0	1	6	-1	0	0	1
*Owen Fussey	4	0	1	1	0	-1	0	0	0
*Brooks Laich	5	0	1	1	2	-1	0	0	0
Washington	4	0	1	1	0	-1	0	0	0
Dwayne Zinger	7	0	1	1	9	2	0	0	0
*Roman Tvrdon	9	0	1	1	2	-3	0	0	0
*Nolan Yonkman	1	0	0	0	0	E	0	0	0
Mel Angelstad	2	0	0	0	2	E	0	0	0
Colin Forbes	2	0	0	0	0	E	0	0	0
*Andrej Podkonicky	2	0	0	0	0	-1	0	0	0
J-F Fortin	2	0	0	0	0	E	0	0	0
*Graham Mink	2	0	0	0	2	-1	0	0	0
*Jakub Cutta	3	0	0	0	0	-1	0	0	0
*Garret Stroshein	3	0	0	0	14	-1	0	0	0
*Chris Hajt	5	0	0	0	2	E	0	0	0

Goaltender	GP	MIN	GA	SO	EN	GAA	W-L-T
Olie Kolzig	63	3,738	180	2	7	2.89	19-35-9
*Matt Yeats	5	258	13	0	0	3.02	1-3-0
*Maxime Ouellet	6	365	19	1	0	3.12	2-3-1
*Rastislav Stana	6	211	11	0	0	3.13	1-2-0
Sebastien Charpentier	7	369	21	0	2	3.41	0-6-0

\* Indicates rookie

Date	Opponent	Result	Record	Pts
10/9	NY Islanders	W 6-1	1-0-0-0	2
10/11	Atlanta	L 3-4	1-1-0-0	2
10/13	@ Toronto	T 2-2*	1-1-1-0	3
10/14	@ Montreal	L 1-5	1-2-1-0	3
10/17	@ Dallas	L 2-4	1-3-1-0	3
10/18	@ St. Louis	L 1-4	1-4-1-0	3
10/23	@ Ottawa	L 1-5	1-5-1-0	3
10/25	@ Toronto	L 1-4	1-6-1-0	3
10/29	Anaheim	L 2-4	1-7-1-0	3
10/31	Atlanta	W 2-1	2-7-1-0	5
11/1	@ Minnesota	L 1-2	2-8-1-0	5
11/4	@ Tampa Bay	W 5-1	3-8-1-0	7
11/6	@ Philadelphia	L 2-4	3-9-1-0	7
11/8	San Jose	L 2-3	3-10-1-0	7
11/10	Los Angeles	L 2-3	3-11-1-0	7
11/12	Carolina	W 7-1	4-11-1-0	9
11/14	Tampa Bay	L 2-5	4-12-1-0	9
11/15	@ Carolina	W 2-1	5-12-1-0	11
11/20	@ Boston	L 2-3	5-13-1-0	11
11/22	Florida	OTL 2-3*	5-13-1-1	12
11/24	@ Detroit	W 4-1	6-13-1-1	14
11/26	@ Buffalo	L 2-5	6-14-1-1	14
11/28	Montreal	L 3-5	6-15-1-1	14
11/29	@ Columbus	W 5-3	7-15-1-1	16
12/2	@ NY Islanders	W 4-1	8-15-1-1	18
12/4	@ New Jersey	L 0-3	8-16-1-1	18
12/6	@ Los Angeles	L 3-7	8-17-1-1	18
12/8	@ Colorado	L 1-4	8-18-1-1	18
12/11	Boston	W 6-5	9-18-1-1	20
12/13	Detroit	L 1-5	9-19-1-1	20
12/16	@ Atlanta	W 5-0	10-19-1-1	22
12/17	@ Florida	T 2-2*	10-19-2-1	23
12/19	Toronto	T 2-2*	10-19-3-1	24
12/21	NY Islanders	L 4-5	10-20-3-1	24
12/23	Montreal	W 3-2	11-20-3-1	26
12/27	Buffalo	L 1-3	11-21-3-1	26
12/29	Boston	L 1-3	11-22-3-1	26
12/31	@ Buffalo	L 1-7	11-23-3-1	26
1/1	New Jersey	T 2-2*	11-23-4-1	27
1/3	@ Ottawa	L 2-5	11-24-4-1	27
1/4	@ Montreal	L 1-4	11-25-4-1	27
1/7	Phoenix	L 0-3	11-26-4-1	27
1/9	Carolina	W 4-1	12-26-4-1	29
1/11	Edmonton	W 1-0	13-26-4-1	31
1/14	Calgary	T 3-3*	13-26-5-1	32
1/17	@ New Jersey	OTL 1-2*	13-26-5-2	33
1/18	Pittsburgh	W 4-3	14-26-5-2	35
1/21	Toronto	L 2-3	14-27-5-2	35
1/23	@ Florida	L 1-4	14-28-5-2	35
1/25	Philadelphia	L 1-4	14-29-5-2	35
1/28	@ NY Rangers	W 2-1	15-29-5-2	37
1/29	@ Carolina	W 5-3	16-29-5-2	39
1/31	Vancouver	L 1-6	16-30-5-2	39
2/3	Tampa Bay	W 2-1	17-30-5-2	41
2/4	@ Philadelphia	L 1-5	17-31-5-2	41
2/12	@ Carolina	T 3-3*	17-31-6-2	42
2/13	@ Nashville	L 2-5	17-32-6-2	42
2/15	@ Chicago	W 4-0	18-32-6-2	44
2/17	Ottawa	T 1-1*	18-32-7-2	45
2/19	New Jersey	W 3-1	19-32-7-2	47
2/21	Florida	T 2-2*	19-32-8-2	48
2/23	Tampa Bay	L 3-6	19-33-8-2	48
2/25	Carolina	L 1-2	19-34-8-2	48
2/27	@ Florida	W 4-1	20-34-8-2	50
2/28	@ Tampa Bay	L 2-4	20-35-8-2	50
3/2	Florida	L 0-1	20-36-8-2	50
3/5	@ NY Rangers	L 2-3	20-37-8-2	50
3/6	Philadelphia	W 2-1	21-37-8-2	52
3/8	Ottawa	L 1-4	21-38-8-2	52
3/10	Buffalo	L 0-6	21-39-8-2	52
3/12	Chicago	L 3-4	21-40-8-2	52
3/13	@ Atlanta	L 2-5	21-41-8-2	52
3/16	@ Pittsburgh	L 1-4	21-42-8-2	52
3/18	NY Rangers	W 4-3*	22-42-8-2	54
3/20	Atlanta	T 2-2*	22-42-9-2	55
3/23	@ NY Islanders	L 0-3	22-43-9-2	55
3/24	@ Atlanta	L 2-3	22-44-9-2	55
3/27	@ Tampa Bay	L 1-4	22-45-9-2	55
3/30	Pittsburgh	W 4-2	23-45-9-2	57
4/1	@ Boston	T 3-3*	23-45-10-2	58
4/3	NY Rangers	OTL 2-3*	23-45-10-3	59
4/4	@ Pittsburgh	L 3-4	23-46-10-3	59

\* Denotes overtime game





# 2002-03

	W	L	T	OTL	PTS
Home	24	13	2	2	52
Away	15	16	6	4	40
1st Half	18	16	5	2	43
2nd Half	21	13	3	4	49
October	4	5	1	0	9
November	6	7	1	0	13
December	8	4	1	1	18
January	6	3	4	2	18
February	6	6	0	0	12
March	7	3	1	3	18
April	2	1	0	0	4

**Head Coach**  
Bruce Cassidy



**OLIE KOLZIG**

Player	GP	G	A	PTS	PIM	+/-	PP	SH	GW
Jaromir Jagr	75	36	41	77	38	5	13	2	9
Robert Lang	82	22	47	69	22	12	10	0	2
Sergei Gonchar	82	18	49	67	52	13	7	0	2
Michael Nylander	80	17	43	60	40	3	7	0	2
Washington	71	17	39	56	36	3	7	0	2
Peter Bondra	76	30	26	56	52	-3	9	2	4
Kip Miller	72	12	38	50	18	-1	3	0	4
Sergei Berezin	75	23	17	40	12	7	5	0	2
Washington	9	5	4	9	4	10	0	0	2
Dainius Zubrus	63	13	22	35	43	15	2	0	0
Jeff Halpern	82	13	21	34	88	6	1	2	2
Mike Grier	82	15	17	32	36	-14	2	2	2
Steve Konowalchuk	77	15	15	30	71	3	2	0	3
Ivan Ciernik	47	8	10	18	24	6	0	0	2
Ken Klee	70	1	16	17	89	22	0	0	0
Calle Johansson	82	3	12	15	22	9	1	0	0
Brendan Witt	69	2	9	11	106	12	0	0	0
*Brian Sutherby	72	2	9	11	93	7	0	0	0
Jason Doig	55	3	5	8	108	-3	0	0	1
Glen Metropolit	23	2	3	5	6	4	0	0	1
Andreas Salomonsson	32	1	4	5	14	-1	0	0	0
Josh Green	45	1	4	5	21	-3	0	0	0
Washington	21	1	2	3	7	1	0	0	0
*Joel Kwiatkowski	54	0	5	5	18	3	0	0	0
Washington	34	0	3	3	12	1	0	0	0
Rick Berry	43	2	1	3	87	-3	0	0	1
Trent Whitfield	14	1	1	2	6	1	0	0	1
Steve Eminger	17	0	2	2	24	-3	0	0	0
*Josef Boumedienne	6	1	0	1	0	-1	0	0	1
Stephen Peat	27	1	0	1	57	-3	0	0	0
Sylvain Cote	1	0	0	0	4	E	0	0	0
Colin Forbes	5	0	0	0	0	-2	0	0	0
*Alex Henry	41	0	0	0	80	-5	0	0	0
Washington	38	0	0	0	80	-4	0	0	0
Mike Farrell	4	0	0	0	2	1	0	0	0
Matt Pettinger	1	0	0	0	0	E	0	0	0

Goaltender	GP	MIN	GA	SO	EN	GAA	W-L-T
Olie Kolzig	66	3894	156	4	5	2.40	33-25-6
*Sebastien Charpentier	17	859	40	0	2	2.79	5-7-1
Craig Billington	5	217	17	0	0	4.70	1-3-1

\* Indicates rookie

# 39-29-8-6, 92 points

Date	Opponent	Result	Record	Pts
10/11	Nashville	W 5-4	1-0-0-0	2
10/12	@ NY Islanders	W 2-1	2-0-0-0	4
10/17	@ Carolina	W 2-1	3-0-0-0	6
10/19	@ Philadelphia	L 1-3	3-1-0-0	6
10/20	@ Dallas	L 2-5	3-2-0-0	6
10/23	@ NY Rangers	W 2-1	4-2-0-0	8
10/25	@ Tampa Bay	L 2-3	4-3-0-0	8
10/26	@ Florida	T 1-1*	4-3-1-0	9
10/28	@ Pittsburgh	L 2-3	4-4-1-0	9
10/30	Boston	L 2-7	4-5-1-0	9
11/1	Tampa Bay	W 3-2	5-5-1-0	11
11/2	@ Philadelphia	L 1-2	5-6-1-0	11
11/5	@ Columbus	W 4-3*	6-6-1-0	13
11/7	Florida	W 2-1*	7-6-1-0	15
11/9	Philadelphia	W 4-1	8-6-1-0	17
11/13	Dallas	L 1-6	8-7-1-0	17
11/15	@ Chicago	T 2-2*	8-7-2-0	18
11/16	@ Minnesota	L 0-1	8-8-2-0	18
11/19	San Jose	L 2-3	8-9-2-0	18
11/21	Minnesota	L 3-4	8-10-2-0	18
11/23	Atlanta	W 6-3	9-10-2-0	20
11/26	@ Toronto	L 4-5	9-11-2-0	20
11/27	Calgary	W 4-2	10-11-2-0	22
11/29	Ottawa	L 2-6	10-12-2-0	22
12/1	@ Atlanta	L 4-5	10-13-2-0	22
12/3	@ Pittsburgh	W 4-1	11-13-2-0	24
12/6	Atlanta	W 7-6*	12-13-2-0	26
12/7	@ Buffalo	L 3-4	12-14-2-0	26
12/11	@ Anaheim	L 0-3	12-15-2-0	26
12/13	@ Phoenix	W 4-3	13-15-2-0	28
12/14	@ San Jose	L 0-2	13-16-2-0	28
12/16	@ Colorado	T 2-2*	13-16-3-0	29
12/19	Boston	W 5-3	14-16-3-0	31
12/21	@ NY Islanders	W 3-1	15-16-3-0	33
12/23	Tampa Bay	W 3-0	16-16-3-0	35
12/27	New Jersey	W 3-2	17-16-3-0	37
12/28	@ New Jersey	OTL 1-2*	17-16-3-1	38
12/30	Buffalo	W 4-3	18-16-3-1	40
1/1	Phoenix	OTL 1-2*	18-16-3-2	41
1/3	Columbus	T 2-2*	18-16-4-2	42
1/4	@ NY Rangers	T 2-2*	18-16-5-2	43
1/10	@ Carolina	W 4-1	19-16-5-2	45
1/11	Florida	W 12-2	20-16-5-2	47
1/13	NY Islanders	W 4-3*	21-16-5-2	49
1/15	NY Rangers	OTL 1-2*	21-16-5-3	50
1/17	Toronto	L 1-4	21-17-5-3	50
1/18	@ Ottawa	L 2-5	21-18-5-3	50
1/20	@ Boston	T 3-3*	21-18-6-3	51
1/22	Carolina	W 5-3	22-18-6-3	53
1/25	@ Montreal	T 1-1*	22-18-7-3	54
1/26	NY Rangers	W 7-2	23-18-7-3	56
1/28	St. Louis	L 3-5	23-19-7-3	56
1/30	Pittsburgh	W 2-1	24-19-7-3	58
2/4	@ Tampa Bay	W 5-1	25-19-7-3	60
2/5	New Jersey	L 1-4	25-20-7-3	60
2/7	NY Islanders	W 3-0	26-20-7-3	62
2/9	Montreal	L 0-2	26-21-7-3	62
2/12	@ Atlanta	W 5-1	27-21-7-3	64
2/14	@ Carolina	L 1-3	27-22-7-3	64
2/15	@ Florida	W 2-1	28-22-7-3	66
2/17	@ Tampa Bay	L 1-3	28-23-7-3	66
2/20	Toronto	L 2-6	28-24-7-3	66
2/22	Detroit	L 1-5	28-25-7-3	66
2/24	Montreal	W 4-1	29-25-7-3	68
2/26	Buffalo	W 3-2	30-25-7-3	70
3/1	@ New Jersey	OTL 1-2*	30-25-7-4	71
3/2	Carolina	W 2-0	31-25-7-4	73
3/4	@ Buffalo	W 2-1	32-25-7-4	75
3/6	Atlanta	T 4-4*	32-25-8-4	76
3/8	@ Boston	OTL 4-5*	32-25-8-5	77
3/10	Philadelphia	W 2-1*	33-25-8-5	79
3/14	Los Angeles	L 1-3	33-26-8-5	79
3/16	Colorado	W 2-1	34-26-8-5	81
3/20	@ Calgary	W 4-1	35-26-8-5	83
3/22	@ Edmonton	L 3-5	35-27-8-5	83
3/23	@ Vancouver	L 0-6	35-28-8-5	83
3/25	@ Montreal	W 4-3*	36-28-8-5	85
3/28	@ Ottawa	W 3-2	37-28-8-5	87
3/29	@ Toronto	OTL 3-4*	37-28-8-6	88
4/1	Florida	W 3-0	38-29-8-6	90
4/3	Ottawa	L 1-5	38-29-8-6	90
4/5	Pittsburgh	W 5-3	39-29-8-6	92

\* Denotes overtime game

# 2001-02

# 36-33-11-2, 85 points

	W	L	T	OTL	PTS
Home	21	12	6	2	50
Away	15	21	5	0	35
1st Half	16	18	7	0	39
2nd Half	20	15	4	2	46
October	5	6	1	0	11
November	5	7	2	0	12
December	5	4	4	0	14
January	5	9	1	1	12
February	4	1	1	0	9
March	9	5	1	0	19
April	3	1	1	1	8

**Head Coach**  
Ron Wilson



**JAROMIR JAGR**

Player	GP	G	A	PTS	PIM	+/-	PP	SH	GW
Jaromir Jagr	69	31	48	79	30	E	10	0	3
Peter Bondra	77	39	31	70	80	17	17	1	8
Sergei Gonchar	76	26	33	59	58	-1	7	0	2
Ulf Dahlen	69	23	29	52	8	-5	7	0	4
Dainius Zubrus	71	17	26	43	38	5	4	0	3
Andrei Nikolishin	80	13	23	36	40	-1	1	0	0
Chris Simon	82	14	17	31	137	-8	1	0	1
Dmitri Khristich	61	9	12	21	12	2	3	0	2
Jeff Halpern	48	5	14	19	29	-9	0	0	4
Glen Metropolit	35	1	16	17	6	1	0	0	0
Washington	33	1	16	17	6	3	0	0	0
Ken Klee	68	8	8	16	38	4	2	0	3
Benoit Hogue	58	7	8	15	37	-5	0	0	1
Washington	9	0	1	1	4	2	0	0	0
Sylvain Cote	70	3	11	14	26	-15	1	0	2
Steve Konowalchuk	28	2	12	14	23	-2	0	0	0
Frantisek Kucera	56	1	13	14	12	7	0	0	0
*Matt Pettinger	61	7	3	10	44	-8	1	0	1
Brendan Witt	68	3	7	10	78	-1	0	0	0
Colin Forbes	38	5	3	8	15	-2	0	1	1
Joe Sacco	65	0	7	7	51	-13	0	0	0
Rob Zettler	49	1	4	5	56	3	0	0	0
*Stephen Peat	38	2	2	4	85	-1	0	0	0
*Ivan Ciernik	29	1	3	4	6	E	0	0	0
Washington	6	0	1	1	2	1	0	0	0
Jean-Francois Fortin	36	1	3	4	20	-1	0	0	0
Calle Johansson	11	2	0	2	8	-4	0	0	1
*Nolan Yonkman	11	1	0	1	4	3	0	0	0
Chris Ferraro	1	0	1	1	0	E	0	0	0
Peter Ferraro	4	0	1	1	0	-1	0	0	0
*Chris Corrinet	8	0	1	1	6	-4	0	0	0
Todd Rohloff	16	0	1	1	14	-2	0	0	0
Olie Kolzig	71	0	1	1	8	E	0	0	0
Patrick Boileau	2	0	0	0	2	-1	0	0	0
*Sebastien Charpentier	2	0	0	0	0	E	0	0	0
*Jakub Cutta	2	0	0	0	0	-3	0	0	0
Dean Melanson	4	0	0	0	4	1	0	0	0
*Brian Sutherby	7	0	0	0	2	-3	0	0	0
*Michael Farrell	8	0	0	0	0	-1	0	0	0
Craig Billington	17	0	0	0	0	E	0	0	0

Goaltender	GP	MIN	GA	SO	EN	GAA	W-L-T
Olie Kolzig	71	4,131	192	5	5	2.79	31-29-8
Craig Billington	17	710	36	0	2	3.04	4-5-3
*Sebastien Charpentier	2	122	5	0	0	2.46	1-1-0

\* Indicates rookie

Date	Opponent	Result	Record	Pts
10/6	New Jersey	W 6-1	1-0-0-0	2
10/8	@ Boston	L 0-4	1-1-0-0	2
10/10	@ NY Rangers	W 5-2	2-1-0-0	4
10/12	@ Anaheim	L 1-2	2-2-0-0	4
10/13	@ Phoenix	L 2-5	2-3-0-0	4
10/16	@ Los Angeles	W 3-2*	3-3-0-0	6
10/19	Montreal	W 4-1	4-3-0-0	8
10/20	@ Philadelphia	L 3-6	4-4-0-0	8
10/23	@ Tampa Bay	T 1-1*	4-4-1-0	9
10/24	@ Florida	W 4-3*	5-4-1-0	11
10/26	@ Atlanta	L 0-1	5-5-1-0	11
10/30	Philadelphia	L 0-3	5-6-1-0	11
11/2	Phoenix	T 2-2*	5-6-2-0	12
11/3	@ St. Louis	L 1-4	5-7-2-0	12
11/6	@ Toronto	L 2-4	5-8-2-0	12
11/8	Carolina	L 2-3	5-9-2-0	12
11/10	Atlanta	W 3-0	6-9-2-0	14
11/13	Ottawa	L 5-11	6-10-2-0	14
11/15	@ Philadelphia	L 0-5	6-11-2-0	14
11/17	Anaheim	W 4-1	7-11-2-0	16
11/21	Tampa Bay	W 3-2	8-11-2-0	18
11/23	NY Rangers	W 6-2	9-11-2-0	20
11/24	@ Montreal	L 3-5	9-12-2-0	20
11/27	@ NY Islanders	T 5-5*	9-12-3-0	21
11/28	Buffalo	L 2-5	9-13-3-0	21
11/30	Carolina	W 6-2	10-13-3-0	23
12/2	@ Carolina	W 4-3*	11-13-3-0	25
12/4	NY Rangers	W 5-2	12-13-3-0	27
12/6	@ Atlanta	T 3-3*	12-13-4-0	28
12/8	@ New Jersey	L 1-3	12-14-4-0	28
12/11	Pittsburgh	T 2-2*	12-14-5-0	29
12/13	Boston	W 2-1	13-14-5-0	31
12/15	Atlanta	W 5-2	14-14-5-0	33
12/19	@ Florida	L 2-5	14-15-5-0	33
12/21	@ Pittsburgh	L 3-4	14-16-5-0	33
12/22	Pittsburgh	T 4-4*	14-16-6-0	34
12/26	Philadelphia	L 1-4	14-17-6-0	34
12/28	@ Dallas	W 3-2*	15-17-6-0	36
12/30	Carolina	T 5-5*	15-17-7-0	37
1/1	NY Islanders	W 3-2	16-17-7-0	39
1/3	@ Ottawa	L 1-4	16-18-7-0	39
1/5	@ Boston	L 4-7	16-19-7-0	39
1/7	Florida	L 1-2	16-20-7-0	39
1/9	Columbus	W 6-3	17-20-7-0	41
1/11	Toronto	T 3-3*	17-20-8-0	42
1/12	@ Florida	W 1-0	18-20-8-0	44
1/14	Boston	W 1-0*	19-20-8-0	46
1/16	@ Montreal	L 0-2	19-21-8-0	46
1/18	@ Detroit	L 1-3	19-22-8-0	46
1/19	Vancouver	L 1-5	19-23-8-0	46
1/22	@ Atlanta	W 3-0	20-23-8-0	48
1/23	Montreal	L 3-5	20-24-8-0	48
1/26	@ NY Rangers	L 3-6	20-25-8-0	48
1/27	Buffalo	OTL 2-3*	20-25-8-1	49
1/30	St. Louis	L 1-4	20-26-8-1	49
2/6	Minnesota	W 2-1	21-26-8-1	51
2/8	@ Nashville	T 3-3*	21-26-9-1	52
2/9	@ Tampa Bay	W 4-2	22-26-9-1	54
2/11	Tampa Bay	W 3-1	23-26-9-1	56
2/26	Florida	W 4-3	24-26-9-1	58
2/28	San Jose	L 2-5	24-27-9-1	58
3/2	@ Ottawa	W 3-2*	25-27-9-1	60
3/4	Toronto	L 2-3	25-28-9-1	60
3/6	Calgary	W 3-2	26-28-9-1	62
3/8	@ Carolina	T 2-2*	26-28-10-1	63
3/10	Edmonton	W 4-2	27-28-10-1	65
3/12	Dallas	L 2-5	27-29-10-1	65
3/15	@ San Jose	L 4-5	27-30-10-1	65
3/16	@ Edmonton	L 1-4	27-31-10-1	65
3/19	@ Colorado	W 3-0	28-31-10-1	67
3/21	@ Toronto	W 4-3	29-31-10-1	69
3/23	@ Columbus	W 5-2	30-31-10-1	71
3/24	@ Pittsburgh	L 2-6	30-32-10-1	71
3/26	@ Buffalo	W 4-3	31-32-10-1	73
3/29	@ New Jersey	W 3-1	32-32-10-1	75
3/30	NY Islanders	W 4-2	33-32-10-1	77
4/3	Tampa Bay	W 4-1	34-32-10-1	79
4/5	Ottawa	T 0-0*	34-32-11-1	80
4/6	@ NY Islanders	L 4-5	34-33-11-1	80
4/9	Chicago	W 3-1	35-33-11-1	82
4/12	@ Buffalo	W 3-1	36-33-11-1	84
4/13	New Jersey	OTL 3-4*	36-33-11-2	85

\* Denotes overtime game

2000-01

	W	L	T	OTL	PTS
Home	24	9	6	2	56
Away	17	18	4	2	40
1st Half	18	14	8	1	45
2nd Half	23	13	2	3	51
October	2	5	4	1	9
November	5	5	2	0	12
December	10	3	1	0	21
January	6	6	2	0	14
February	9	1	1	0	19
March	7	5	0	2	16
April	2	2	0	1	5

Head Coach  
Ron Wilson



STEVE KONOWALCHUK

Player	GP	G	A	PTS	PIM	+/-	PP	SH	GW
Adam Oates	81	13	69	82	28	-9	5	0	4
Peter Bondra	82	45	36	81	60	8	22	4	8
Sergei Gonchar	76	19	38	57	70	12	8	0	2
Ulf Dahlen	73	15	33	48	6	11	6	0	2
Steve Konowalchuk	82	24	23	47	87	8	6	0	5
Jeff Halpern	80	21	21	42	60	13	2	1	5
Dmitri Khristich	70	13	25	38	16	E	6	0	4
Washington	43	10	19	29	8	-8	4	0	4
Andrei Nikolishin	81	13	25	38	34	9	4	0	2
Trevor Linden	69	15	22	37	60	E	6	0	3
Washington	12	3	1	4	8	2	0	0	0
Calle Johansson	76	7	29	36	26	11	5	0	0
Richard Zednik	62	16	19	35	61	-2	4	0	3
Dainius Zubrus	61	13	13	26	37	-11	4	0	0
Washington	12	1	1	2	7	-4	1	0	0
Chris Simon	60	10	10	20	109	-12	4	0	2
Sylvain Cote	68	7	11	18	18	-3	1	1	1
Jan Bulis	39	5	13	18	26	E	1	0	0
Joe Sacco	69	7	7	14	48	4	0	0	0
Joe Reekie	74	2	9	11	77	14	0	0	1
Dmitri Mironov	36	3	5	8	6	-7	1	0	1
Jason Marshall	55	3	4	7	122	-13	2	1	1
Washington	5	0	0	0	17	-1	0	0	0
Brendan Witt	72	3	3	6	101	2	0	0	0
Ken Klee	54	2	4	6	60	-5	0	0	0
*Trent Whitfield	61	2	4	6	35	3	0	0	0
Glen Metropolit	15	1	5	6	10	-2	0	0	0
James Black	42	1	5	6	4	-3	0	0	0
Joe Murphy	14	1	5	6	20	-5	1	0	0
Matt Herr	22	2	3	5	17	3	0	0	1
Rob Zettler	29	0	4	4	55	E	0	0	0
Terry Yake	12	0	3	3	8	E	0	0	0
Olie Kolzig	72	0	2	2	14	E	0	0	0
Craig Billington	12	0	1	1	0	E	0	0	0
Craig Berube	22	0	1	1	18	-3	0	0	0
*Jakub Cutta	3	0	0	0	0	-1	0	0	0
*Kris Beech	4	0	0	0	2	-2	0	0	0
*Matt Pettinger	10	0	0	0	2	-1	0	0	0
Brantt Myhres	25	0	0	0	57	-5	0	0	0
Washington	5	0	0	0	29	E	0	0	0
Goaltender	GP	MIN	GA	SO	EN	GAA	W-L-T		
Olie Kolzig	72	4,278	177	5	7	2.48	37-26-8		
Craig Billington	12	660	27	0	0	2.45	3-5-2		
Corey Hirsch	1	20	0	0	0	0.00	1-0-0		

\* Indicates rookie

41-27-10-4, 96 points

Date	Opponent	Result	Record	Pts
10/6	Los Angeles	L 1-4	0-1-0-0	0
10/7	@ Carolina	T 3-3*	0-1-1-0	1
10/11	@ Atlanta	T 3-3*	0-1-2-0	2
10/13	@ Nashville	L 1-3	0-2-2-0	2
10/15	@ Dallas	L 0-3	0-3-2-0	2
10/17	Colorado	OTL 3-4*	0-3-2-1	3
10/19	New Jersey	W 5-2	1-3-2-1	5
10/21	NY Islanders	T 4-4*	1-3-3-1	6
10/26	@ Boston	L 1-4	1-4-3-1	6
10/27	@ Columbus	L 1-3	1-5-3-1	6
10/29	@ Philadelphia	T 1-1*	1-5-4-1	7
10/31	Detroit	W 6-2	2-5-4-1	9
11/2	@ St. Louis	L 0-2	2-6-4-1	9
11/4	@ Florida	W 3-2	3-6-4-1	11
11/5	@ Tampa Bay	L 2-5	3-7-4-1	11
11/9	NY Rangers	L 3-5	3-8-4-1	11
11/12	Atlanta	T 2-2*	3-8-5-1	12
11/14	Phoenix	T 2-2*	3-8-6-1	13
11/17	Montreal	W 4-3	4-8-6-1	15
11/18	@ Philadelphia	L 3-5	4-9-6-1	15
11/22	Vancouver	W 3-2*	5-9-6-1	17
11/24	NY Islanders	W 1-0	6-9-6-1	19
11/25	@ Atlanta	L 1-2	6-10-6-1	19
11/29	Tampa Bay	W 4-1	7-10-6-1	21
12/1	Boston	W 3-2	8-10-6-1	23
12/2	@ Boston	W 2-0	9-10-6-1	25
12/6	@ NY Rangers	L 2-3	9-11-6-1	25
12/9	@ New Jersey	W 3-2	10-11-6-1	27
12/12	@ NY Islanders	W 3-2	11-11-6-1	29
12/14	Minnesota	W 2-1	12-11-6-1	31
12/16	Edmonton	W 4-0	13-11-6-1	33
12/18	San Jose	L 3-5	13-12-6-1	33
12/20	Buffalo	T 2-2*	13-12-7-1	34
12/21	@ Buffalo	W 3-1	14-12-7-1	36
12/23	Florida	W 5-3	15-12-7-1	38
12/27	@ Ottawa	W 5-1	16-12-7-1	40
12/29	@ New Jersey	L 2-4	16-13-7-1	40
12/30	Philadelphia	W 6-3	17-13-7-1	42
1/1	Atlanta	W 4-2	18-13-7-1	44
1/3	@ Pittsburgh	L 2-3	18-14-7-1	44
1/5	Boston	T 1-1*	18-14-8-1	45
1/6	@ Toronto	W 3-2	19-14-8-1	47
1/8	Pittsburgh	L 3-5	19-15-8-1	47
1/10	@ Minnesota	L 0-3	19-16-8-1	47
1/13	Atlanta	W 4-1	20-16-8-1	49
1/18	@ Ottawa	L 4-5	20-17-8-1	49
1/19	@ Chicago	L 1-3	20-18-8-1	49
1/23	@ Tampa Bay	W 5-2	21-18-8-1	51
1/24	Florida	W 2-1	22-18-8-1	53
1/27	@ Montreal	L 2-4	22-19-8-1	53
1/28	Philadelphia	W 4-2	23-19-8-1	55
1/30	Ottawa	T 1-1*	23-19-9-1	56
2/1	Toronto	W 5-4	24-19-9-1	58
2/7	@ Colorado	W 3-1	25-19-9-1	60
2/9	@ Anaheim	W 4-3	26-19-9-1	62
2/10	@ Los Angeles	W 4-3	27-19-9-1	64
2/13	@ Calgary	T 4-4*	27-19-10-1	65
2/14	@ Vancouver	W 4-3*	28-19-10-1	67
2/17	@ Montreal	W 6-3	29-19-10-1	69
2/21	Nashville	W 2-1	30-19-10-1	71
2/23	Montreal	W 3-1	31-19-10-1	73
2/24	@ Carolina	W 2-1	32-19-10-1	75
2/27	Chicago	L 2-3	32-20-10-1	75
3/1	Toronto	OTL 2-3*	32-20-10-2	76
3/3	Pittsburgh	W 4-3	33-20-10-2	78
3/6	@ NY Islanders	W 5-1	34-20-10-2	80
3/7	@ Pittsburgh	W 4-3	35-20-10-2	82
3/9	NY Rangers	W 5-3	36-20-10-2	84
3/11	Ottawa	W 6-5	37-20-10-2	86
3/13	Anaheim	L 0-2	37-21-10-2	86
3/15	Carolina	L 0-3	37-22-10-2	86
3/17	Buffalo	L 2-3	37-23-10-2	86
3/19	@ NY Rangers	L 3-6	37-24-10-2	86
3/23	@ Florida	L 1-4	37-25-10-2	86
3/24	@ Tampa Bay	W 3-2	38-25-10-2	88
3/28	Carolina	W 7-0	39-25-10-2	90
3/30	@ Carolina	OTL 3-4*	39-25-10-3	91
4/1	@ Detroit	OTL 1-2*	39-25-10-4	92
4/3	New Jersey	L 4-6	39-26-10-4	92
4/5	Florida	W 3-0	40-26-10-4	94
4/6	@ Buffalo	L 1-2	40-27-10-4	94
4/8	Tampa Bay	W 2-1	41-27-10-4	96

\* Denotes overtime game





1999-00

44-24-12-2, 102 points

	W	L	T	OTL	PTS
Home	26	5	8	2	62
Away	18	19	4	0	40
1st Half	17	16	7	1	42
2nd Half	27	8	5	1	60
October	2	6	2	0	6
November	7	3	2	1	17
December	4	6	2	0	10
January	11	1	2	0	24
February	8	4	2	0	18
March	10	2	1	1	22
April	2	2	1	0	5

**Head Coach**  
Ron Wilson



CHRIS SIMON

Player	GP	G	A	PTS	PIM	+/-	PP	SH	GW
Adam Oates	82	15	56	71	14	13	5	0	6
Sergei Gonchar	73	18	36	54	52	26	5	0	3
Chris Simon	75	29	20	49	146	11	7	0	5
Steve Konowalchuk	82	16	27	43	80	19	3	0	1
Peter Bondra	62	21	17	38	30	5	5	3	5
Ulf Dahlen	75	15	23	38	8	11	5	0	4
Richard Zednik	69	19	16	35	54	6	1	0	2
Calle Johansson	82	7	25	32	24	13	1	0	3
Jan Bulis	56	9	22	31	30	7	0	0	1
*Jeff Halpern	79	18	11	29	39	21	4	4	1
Joe Murphy	55	12	15	27	94	1	4	0	2
Washington	29	5	8	13	53	8	1	0	2
Andrei Nikolishin	76	11	14	25	28	6	0	2	2
Terry Yake	61	10	14	24	34	4	3	0	3
Washington	35	6	5	11	12	2	1	0	1
Joe Sacco	79	7	16	23	50	7	0	0	1
Dmitri Mironov	73	3	19	22	28	7	1	0	0
Ken Klee	80	7	13	20	79	8	0	0	2
*Glen Metropolit	30	6	13	19	4	5	1	0	1
James Black	49	8	9	17	6	-1	1	0	1
Jim McKenzie	61	4	5	9	64	-5	0	0	0
Washington	30	1	2	3	16	E	0	0	0
Brendan Witt	77	1	7	8	114	5	0	0	0
Joe Reekie	59	0	7	7	50	21	0	0	0
Jaroslav Svejksky	23	1	2	3	2	-7	1	0	0
Jeff Toms	20	1	2	3	4	-1	0	0	1
Mike Eagles	25	2	0	2	15	-7	0	0	1
*Alexei Tezikov	23	1	1	2	2	-2	1	0	1
Rob Zettler	12	0	2	2	19	-1	0	0	0
Olie Kolzig	73	0	2	2	6	E	0	0	0
*Miika Elomo	2	0	1	1	2	1	0	0	0
*Nolan Baumgartner	8	0	1	1	2	1	0	0	0
Barrie Moore	1	0	0	0	0	E	0	0	0
*Alexander Volchkov	3	0	0	0	0	-2	0	0	0
Jamie Huscroft	7	0	0	0	11	-5	0	0	0
Craig Billington	13	0	0	0	0	E	0	0	0

Goaltender	GP	MIN	GA	SO	EN	GAA	W-L-T
Olie Kolzig	73	4,371	163	5	1	2.24	41-20-11
Craig Billington	13	611	28	2	2	2.75	3-6-1

\* Indicates rookie

Date	Opponent	Result	Record	Pts
10/2	@ Florida	L 3-4	0-1-0-0	0
10/8	@ Buffalo	W 3-2	1-1-0-0	2
10/9	Los Angeles	T 2-2*	1-1-1-0	3
10/12	Philadelphia	W 5-4	2-1-1-0	5
10/16	San Jose	L 2-3	2-2-1-0	5
10/19	Anaheim	L 1-7	2-3-1-0	5
10/23	@ Phoenix	T 2-2*	2-3-2-0	6
10/26	@ Los Angeles	L 2-5	2-4-2-0	6
10/29	@ Anaheim	L 2-5	2-5-2-0	6
10/31	@ San Jose	L 1-2	2-6-2-0	6
11/3	Ottawa	W 3-1	3-6-2-0	8
11/5	Toronto	W 5-3	4-6-2-0	10
11/7	@ Carolina	L 2-3	4-7-2-0	10
11/9	Tampa Bay	W 2-1	5-7-2-0	12
11/11	NY Rangers	OTL 4-5*	5-7-2-1	13
11/13	New Jersey	W 4-2	6-7-2-1	15
11/17	Dallas	T 2-2*	6-7-3-1	16
11/19	Carolina	T 3-3*	6-7-4-1	17
11/20	@ Boston	W 3-0	7-7-4-1	19
11/24	@ Buffalo	L 2-5	7-8-4-1	19
11/26	Nashville	W 1-0	8-8-4-1	21
11/27	@ NY Islanders	W 4-3	9-8-4-1	23
11/29	@ Toronto	L 1-3	9-9-4-1	23
12/2	Boston	T 2-2	9-9-5-1	24
12/4	@ Florida	L 1-2	9-10-5-1	24
12/7	NY Islanders	W 4-2	10-10-5-1	26
12/9	@ Pittsburgh	L 0-3	10-11-5-1	26
12/13	Montreal	L 0-1	10-12-5-1	26
12/15	@ Atlanta	W 4-0	11-12-5-1	28
12/17	@ NY Rangers	W 3-2*	12-12-5-1	30
12/18	@ New Jersey	L 4-5	12-13-5-1	30
12/21	@ Edmonton	L 2-6	12-14-5-1	30
12/22	@ Vancouver	L 3-6	12-15-5-1	30
12/27	Chicago	T 2-2*	12-15-6-1	31
12/29	Pittsburgh	W 3-2*	13-15-6-1	33
1/1	St. Louis	T 1-1*	13-15-7-1	34
1/4	Montreal	W 6-1	14-15-7-1	36
1/6	@ Atlanta	L 1-3	14-16-7-1	36
1/8	Atlanta	W 3-0	15-16-7-1	38
1/12	@ Atlanta	W 5-2	16-16-7-1	40
1/14	@ New Jersey	W 3-2*	17-16-7-1	42
1/16	Ottawa	W 2-1	18-16-7-1	44
1/17	@ Tampa Bay	W 6-3	19-16-7-1	46
1/19	@ Florida	W 3-1	20-16-7-1	48
1/22	@ Toronto	T 5-5*	20-16-8-1	49
1/24	Tampa Bay	W 8-2	21-16-8-1	51
1/26	Calgary	W 2-1	22-16-8-1	53
1/28	Phoenix	W 3-2*	23-16-8-1	55
1/30	Philadelphia	W 2-0	24-16-8-1	57
2/1	@ Pittsburgh	L 2-3	24-17-8-1	57
2/3	Carolina	W 2-1	25-17-8-1	59
2/8	@ Boston	T 2-2*	25-17-9-1	60
2/10	@ Montreal	W 1-0	26-17-9-1	62
2/12	@ Nashville	W 4-2	27-17-9-1	64
2/13	@ Dallas	L 1-2	27-18-9-1	64
2/15	Colorado	W 2-1	28-18-9-1	66
2/18	@ Chicago	W 5-4	29-18-9-1	68
2/19	@ Philadelphia	L 2-4	29-19-9-1	68
2/21	@ Carolina	T 1-1*	29-19-10-1	69
2/23	Florida	W 3-2*	30-19-10-1	71
2/25	Boston	L 0-3	30-20-10-1	71
2/26	@ Montreal	W 3-0	31-20-10-1	73
2/28	@ NY Islanders	W 3-2	32-20-10-1	75
3/1	@ Tampa Bay	W 4-2	33-20-10-1	77
3/3	Detroit	T 2-2*	33-20-11-1	78
3/5	Buffalo	W 2-1	34-20-11-1	80
3/7	Florida	W 4-2	35-20-11-1	82
3/9	@ Philadelphia	L 1-3	35-21-11-1	82
3/11	New Jersey	W 4-2	36-21-11-1	84
3/15	NY Islanders	W 4-3	37-21-11-1	86
3/17	Carolina	W 4-2	38-21-11-1	88
3/19	Tampa Bay	W 5-2	39-21-11-1	90
3/20	@ St. Louis	L 1-2	39-22-11-1	90
3/23	@ NY Rangers	W 4-1	40-22-11-1	92
3/25	@ Ottawa	W 4-3	41-22-11-1	94
3/28	Atlanta	W 5-2	42-22-11-1	96
3/30	Pittsburgh	OTL 3-4*	42-22-11-2	97
4/1	Toronto	L 3-4	42-23-11-2	97
4/3	NY Rangers	W 4-1	43-23-11-2	99
4/4	@ Ottawa	L 0-4	43-24-11-2	99
4/7	@ Detroit	W 4-2	44-24-11-2	101
4/9	Buffalo	T 1-1*	44-24-12-2	102

\* Denotes overtime game



# 1998-99

	W	L	T	PTS
Home	16	23	2	34
Away	15	22	4	34
1st Half	16	22	3	35
2nd Half	15	23	3	33
October	3	3	3	9
November	4	8	0	8
December	4	8	0	8
January	5	7	1	11
February	9	4	1	19
March	4	8	1	9
April	2	7	0	4

**Head Coach**  
Ron Wilson



**SERGEI GONCHAR**

Player	GP	G	A	PTS	PIM	+/-	PP	SH	GW
Peter Bondra	66	31	24	55	56	-1	6	3	5
Adam Oates	59	12	42	54	22	-1	3	0	0
Joe Juneau	63	14	27	41	20	-3	2	1	3
Brian Bellows	76	17	19	36	26	-12	8	0	3
Andrei Nikolishin	73	8	27	35	28	E	0	1	1
Sergei Gonchar	53	21	10	31	57	1	13	1	3
James Black	75	16	14	30	14	5	1	1	3
Calle Johansson	67	8	21	29	22	10	2	0	2
Steve Konowalchuk	45	12	12	24	26	E	4	1	2
Jan Bulis	38	7	16	23	6	3	3	0	3
Ken Klee	78	7	13	20	80	-9	0	0	1
Richard Zednik	49	9	8	17	50	-6	1	0	2
Dmitri Mironov	46	2	14	16	80	-5	2	0	0
Jaroslav Svejkovsky	25	6	8	14	12	-2	4	0	2
Michal Pivonka	36	5	6	11	12	-6	2	0	0
Chris Simon	23	3	7	10	48	-4	0	0	0
Joe Reekie	73	0	10	10	68	11	0	0	0
Craig Berube	66	5	4	9	166	-7	0	0	0
*Benoit Gratton	16	4	3	7	16	-1	0	0	0
Brendan Witt	54	2	5	7	87	-6	0	0	0
Kelly Miller	62	2	5	7	29	-5	0	0	1
Mike Eagles	52	4	2	6	50	-5	0	0	0
Jeff Toms	21	1	5	6	2	E	0	0	0
Mark Tinordi	48	0	6	6	108	-6	0	0	0
Dale Hunter	50	0	5	5	102	-7	0	0	0
Enrico Ciccone	59	3	1	4	127	-7	0	0	0
Washington	43	2	0	2	103	-6	0	0	0
*Matt Herr	30	2	2	4	8	-7	1	0	0
Trevor Halverson	17	0	4	4	28	-5	0	0	0
Tom Chorske	19	0	3	3	6	-3	0	0	0
Washington	17	0	2	2	4	-4	0	0	0
Olie Kolzig	64	0	2	2	19	E	0	0	0
*Patrick Boileau	4	0	1	1	2	-4	0	0	0
Mike Rosati	1	0	0	0	0	E	0	0	0
Patrik Augusta	2	0	0	0	0	E	0	0	0
*Martin Brochu	2	0	0	0	2	E	0	0	0
Patrice Lefebvre	3	0	0	0	2	-2	0	0	0
Brad Shaw	4	0	0	0	4	E	0	0	0
*Nolan Baumgartner	5	0	0	0	0	-3	0	0	0
*Alexei Tezikov	5	0	0	0	0	-1	0	0	0
Stewart Malgunas	10	0	0	0	6	-5	0	0	0
Steve Poapst	22	0	0	0	8	-8	0	0	0
Rick Tabaracci	23	0	0	0	2	E	0	0	0

Goaltender	GP	MIN	GA	SO	EN	GAA	W-L-T
Olie Kolzig	64	3,586	154	4	5	2.58	26-31-3
Rick Tabaracci	23	1,193	50	2	3	2.51	4-12-3
Martin Brochu	2	120	6	0	0	3.00	0-2-0
Mike Rosati	1	28	0	0	0	0.00	1-0-0

\* Indicates rookie

# 31-45-6, 68 points

Date	Opponent	Result	Record	Pts
10/10	Anaheim	W 1-0	1-0-0	2
10/13	Detroit	L 2-3	1-1-0	2
10/16	Montreal	T 2-2*	1-1-1	3
10/18	@ Tampa Bay	W 4-1	2-1-1	5
10/21	Vancouver	L 1-2	2-2-1	5
10/23	@ Buffalo	W 1-0	3-2-1	7
10/24	Florida	T 2-2*	3-2-2	8
10/28	@ Edmonton	L 2-8	3-3-2	8
10/30	@ Calgary	T 0-0*	3-3-3	9
11/1	@ Vancouver	L 1-4	3-4-3	9
11/4	Tampa Bay	L 2-5	3-5-3	9
11/6	Carolina	L 2-3	3-6-3	9
11/7	@ Ottawa	W 8-5	4-6-3	11
11/12	Buffalo	L 0-2	4-7-3	11
11/14	@ NY Islanders	W 5-3	5-7-3	13
11/18	Toronto	W 4-1	6-7-3	15
11/20	Ottawa	L 1-4	6-8-3	15
11/21	@ Boston	L 4-5*	6-9-3	15
11/25	Pittsburgh	W 5-4	7-9-3	17
11/27	@ Dallas	L 0-4	7-10-3	17
11/28	@ St. Louis	L 2-4	7-11-3	17
12/1	New Jersey	L 0-4	7-12-3	17
12/4	NY Islanders	W 5-1	8-12-3	19
12/5	@ Philadelphia	L 1-2	8-13-3	19
12/9	@ Los Angeles	L 1-2	8-14-3	19
12/11	@ Anaheim	L 0-1	8-15-3	19
12/12	@ San Jose	L 1-2	8-16-3	19
12/17	@ Chicago	W 3-1	9-16-3	21
12/19	@ Pittsburgh	L 0-3	9-17-3	21
12/23	@ Florida	W 4-0	10-17-3	23
12/26	@ Nashville	L 1-3	10-18-3	23
12/28	Boston	W 5-1	11-18-3	25
12/30	New Jersey	L 2-3	11-19-3	25
1/1	Ottawa	L 3-4	11-20-3	25
1/2	@ Toronto	W 5-2	12-20-3	27
1/7	NY Rangers	W 5-1	13-20-3	29
1/9	@ New Jersey	W 3-2	14-20-3	31
1/11	NY Islanders	W 4-3	15-20-3	33
1/13	Philadelphia	L 0-3	15-21-3	33
1/15	Montreal	L 0-3	15-22-3	33
1/16	@ Carolina	W 3-2*	16-22-3	35
1/18	@ Montreal	T 4-4*	16-22-4	36
1/21	@ Philadelphia	L 1-4	16-23-4	36
1/26	NY Rangers	L 1-4	16-24-4	36
1/29	Los Angeles	L 3-6	16-25-4	36
1/30	@ Toronto	L 3-5	16-26-4	36
2/1	@ NY Rangers	W 3-1	17-26-4	38
2/3	Tampa Bay	W 10-1	18-26-4	40
2/5	Carolina	W 4-1	19-26-4	42
2/7	Buffalo	W 3-1	20-26-4	44
2/9	@ NY Islanders	W 2-1	21-26-4	46
2/12	@ New Jersey	W 3-2	22-26-4	48
2/13	@ Ottawa	L 1-2	22-27-4	48
2/15	@ Pittsburgh	L 3-7	22-28-4	48
2/18	@ Carolina	T 2-2*	22-28-5	49
2/20	San Jose	W 3-1	23-28-5	51
2/22	Toronto	W 4-3	24-28-5	53
2/24	Phoenix	L 1-2	24-29-5	53
2/27	@ Boston	L 3-4	24-30-5	53
2/28	Pittsburgh	W 4-3	25-30-5	55
3/2	@ Tampa Bay	W 8-2	26-30-5	57
3/4	NY Rangers	L 2-4	26-31-5	57
3/6	Edmonton	W 4-3	27-31-5	59
3/9	Colorado	L 2-3*	27-32-5	59
3/11	Florida	L 1-2	27-33-5	59
3/13	Calgary	L 4-5*	27-34-5	59
3/15	@ NY Rangers	T 1-1*	27-34-6	60
3/17	Dallas	W 2-1*	28-34-6	62
3/20	@ Montreal	W 1-0	29-34-6	64
3/21	Boston	L 1-4	29-35-6	64
3/25	@ Phoenix	L 2-4	29-36-6	64
3/26	@ Colorado	L 1-3	29-37-6	64
3/30	Nashville	L 2-3	29-38-6	64
4/1	Florida	W 5-3	30-38-6	66
4/3	@ Tampa Bay	L 3-4	30-39-6	66
4/5	@ Florida	W 3-0	31-39-6	68
4/7	St. Louis	L 2-4	31-40-6	68
4/8	@ New Jersey	L 0-1	31-41-6	68
4/10	Philadelphia	L 1-2	31-42-6	68
4/12	Chicago	L 2-4	31-43-6	68
4/14	@ Carolina	L 0-3	31-44-6	68
4/18	@ Buffalo	L 0-3	31-45-6	68

\* Denotes overtime game

# 1997-98

	W	L	T	PTS
Home	23	12	6	52
US Airways	5	3	2	12
MCI Center	18	9	4	40
Away	17	18	6	40
1st Half	18	15	8	44
2nd Half	22	15	4	48
October	7	4	2	16
November	6	6	2	14
December	4	5	4	12
January	9	2	2	20
February	0	4	1	1
March	8	7	0	16
April	6	2	1	13

**Head Coach**  
Ron Wilson



**CALLE JOHANSSON**

Player	GP	G	A	PTS	PIM	+/-	PP	SH	GW
Peter Bondra	76	52	26	78	44	14	11	5	13
Adam Oates	82	18	58	76	36	6	3	2	3
Calle Johansson	73	15	20	35	30	-11	10	1	1
Steve Konowalchuk	80	10	24	34	80	9	2	0	2
Joe Juneau	56	9	22	31	26	8	4	1	1
Phil Housley	64	6	25	31	24	10	4	1	0
Jeff Brown	60	4	24	28	32	5	4	0	0
Washington	9	0	6	6	6	4	0	0	0
*Richard Zednik	65	17	9	26	28	-2	2	0	2
Dale Hunter	82	8	18	26	103	1	0	0	1
Andrew Brunette	28	11	12	23	12	2	4	0	2
Sergei Gonchar	72	5	16	21	66	2	2	0	0
Esa Tikkanen	48	3	18	21	18	-11	1	0	2
Washington	20	2	10	12	2	-4	1	0	0
Mark Tinordi	47	8	9	17	39	9	0	1	0
Chris Simon	28	7	10	17	38	1	4	0	1
Andrei Nikolishin	38	6	10	16	14	1	1	0	1
*Jan Bulis	48	5	11	16	18	-5	0	0	0
Craig Berube	74	6	9	15	189	-3	0	0	0
Kelly Miller	76	7	7	14	41	-2	0	3	3
Todd Krygier	45	2	12	14	30	-3	0	0	1
Jeff Toms	46	4	6	10	15	-17	0	0	1
Washington	33	3	4	7	8	-11	0	0	1
Joe Reekie	68	2	8	10	70	15	0	0	1
Brian Bellows	11	6	3	9	6	-3	5	0	2
Michal Pivonka	33	3	6	9	20	5	0	0	1
Brendan Witt	64	1	7	8	112	-11	0	0	0
Ken Klee	51	4	2	6	46	-3	0	0	1
*Jaroslav Svejksky	17	4	1	5	10	-5	2	0	1
Mike Eagles	36	1	3	4	16	2	0	0	0
*Jan Benda	9	0	3	3	6	1	0	0	0
*Nolan Baumgartner	4	0	1	1	0	E	0	0	0
*Benoit Gratton	6	0	1	1	6	1	0	0	0
Bill Ranford	22	0	1	1	0	E	0	0	0
Olie Kolzig	64	0	1	1	12	E	0	0	0
Pat Peake	1	0	0	0	4	E	0	0	0
*Brad Church	2	0	0	0	0	E	0	0	0
*Dwayne Hay	2	0	0	0	2	E	0	0	0
*Ryan Mulhern	3	0	0	0	0	E	0	0	0
David Harlock	6	0	0	0	4	2	0	0	0
Stewart Malgunas	8	0	0	0	12	1	0	0	0

Goaltender	GP	MIN	GA	SO	EN	GAA	W-L-T
Olie Kolzig	64	3,788	139	5	5	2.20	33-18-10
Bill Ranford	22	1,183	55	0	3	2.79	7-12-2

\* Indicates rookie

# 40-30-12, 92 points

Date	Opponent	Result	Record	Pts
10/1	@ Toronto	W 4-1	1-0-0	2
10/3	Buffalo	W 6-2	2-0-0	4
10/4	New Jersey	W 4-1	3-0-0	6
10/8	@ NY Islanders	W 6-3	4-0-0	8
10/9	@ Buffalo	L 2-5	4-1-0	8
10/11	NY Islanders	W 3-1	5-1-0	10
10/15	@ Chicago	W 2-0	6-1-0	12
10/18	@ Montreal	W 3-2	7-1-0	14
10/22	@ Colorado	L 3-4	7-2-0	14
10/23	@ Phoenix	T 3-3*	7-2-1	15
10/25	@ St. Louis	L 2-5	7-3-1	15
10/29	Dallas	L 3-4	7-4-1	15
10/31	Philadelphia	T 2-2*	7-4-2	16
11/1	@ New Jersey	L 1-3	7-5-2	16
11/4	Vancouver	W 2-1	8-5-2	18
11/6	@ Boston	L 0-2	8-6-2	18
11/8	Edmonton	W 2-1	9-6-2	20
11/9	@ Florida	L 2-3	9-7-2	20
11/12	@ Pittsburgh	W 4-1	10-7-2	22
11/13	@ Buffalo	W 3-2	11-7-2	24
11/15	@ Montreal	W 3-2	12-7-2	26
11/18	Colorado	T 6-6*	12-7-3	27
11/22	San Jose	L 2-5	12-8-3	27
11/23	@ Florida	W 5-2	13-8-3	29
11/26	Montreal	L 5-6	13-9-3	29
11/27	@ Ottawa	L 1-3	13-10-3	29
11/29	@ Boston	T 1-1*	13-10-4	30
12/2	@ NY Rangers	W 3-2*	14-10-4	32
12/5	Florida	W 3-2*	15-10-4	34
12/7	@ Florida	L 4-5	15-11-4	34
12/10	@ San Jose	T 3-3*	15-11-5	35
12/12	@ Anaheim	L 4-6	15-12-5	35
12/13	@ Los Angeles	T 2-2*	15-12-6	36
12/16	NY Islanders	T 2-2*	15-12-7	37
12/18	Florida	L 0-4	15-13-7	37
12/20	@ Carolina	W 2-1	16-13-7	39
12/23	New Jersey	T 1-1*	16-13-8	40
12/26	Pittsburgh	L 1-4	16-14-8	40
12/27	Ottawa	L 0-3	16-15-8	40
12/29	St. Louis	W 4-2	17-15-8	42
1/1	Anaheim	W 3-2	18-15-8	44
1/3	NY Rangers	L 2-3	18-16-8	44
1/6	Toronto	W 5-3	19-16-8	46
1/8	@ NY Rangers	W 5-3	20-16-8	48
1/9	Philadelphia	W 4-1	21-16-8	50
1/11	@ Detroit	L 0-2	21-17-8	50
1/13	Ottawa	W 4-0	22-17-8	52
1/15	Chicago	W 3-2	23-17-8	54
1/21	@ Tampa Bay	W 3-2*	24-17-8	56
1/25	Boston	W 4-1	25-17-8	58
1/26	@ NY Rangers	T 2-2*	25-17-9	59
1/28	Pittsburgh	T 2-2*	25-17-10	60
1/31	@ Philadelphia	W 3-2*	26-17-10	62
2/1	Detroit	L 2-4	26-18-10	62
2/4	@ Pittsburgh	T 2-2*	26-18-11	63
2/7	Tampa Bay	L 3-4	26-19-11	63
2/25	Tampa Bay	L 3-4	26-20-11	63
2/28	@ Tampa Bay	L 2-5	26-21-11	63
3/1	Buffalo	L 0-3	26-22-11	63
3/3	Boston	L 0-3	26-23-11	63
3/5	@ Philadelphia	L 2-3	26-24-11	63
3/7	Florida	W 6-3	27-24-11	65
3/9	Calgary	W 5-2	28-24-11	67
3/12	@ NY Islanders	W 2-1	29-24-11	69
3/14	@ Ottawa	L 0-4	29-25-11	69
3/16	Phoenix	W 2-1	30-25-11	71
3/18	Carolina	W 1-0	31-25-11	73
3/20	New Jersey	W 2-0	32-25-11	75
3/21	@ New Jersey	L 2-3	32-26-11	75
3/25	@ Edmonton	L 2-4	32-27-11	75
3/26	@ Calgary	L 2-3	32-28-11	75
3/28	@ Vancouver	W 3-2	33-28-11	77
3/31	NY Islanders	W 5-2	34-28-11	79
4/2	Tampa Bay	W 4-1	35-28-11	81
4/4	Los Angeles	W 3-2	36-28-11	83
4/6	Montreal	T 2-2*	36-28-12	84
4/8	@ Dallas	L 1-2*	36-29-12	84
4/11	@ Philadelphia	L 3-4	36-30-12	84
4/13	@ NY Islanders	W 2-0	37-30-12	86
4/14	NY Rangers	W 3-1	38-30-12	88
4/18	@ Carolina	W 4-3	39-30-12	90
4/19	Carolina	W 2-1	40-30-12	92

\* Denotes overtime game





# 1996-97

	W	L	T	PTS
Home	19	17	5	43
Away	14	23	4	32
1st Half	17	20	4	38
2nd Half	16	20	5	37
October	4	6	0	8
November	9	5	1	19
December	2	9	2	6
January	5	5	2	12
February	4	6	2	10
March	6	7	1	13
April	3	2	1	7

**Head Coach**  
Jim Schoenfeld



**PETER BONDRA**

Player	GP	G	A	PTS	PIM	+/-	PP	SH	GW
Adam Oates	80	22	60	82	14	-5	3	2	5
Washington	17	4	8	12	4	-2	1	0	1
Peter Bondra	77	46	31	77	72	7	10	4	3
Dale Hunter	82	14	32	46	125	-2	3	0	5
Steve Konowalchuk	78	17	25	42	67	-3	2	1	3
Joe Juneau	58	15	27	42	8	-11	9	1	3
Rick Tocchet	53	21	19	40	98	-3	4	0	2
Washington	13	5	5	10	31	E	1	0	1
Phil Housley	77	11	29	40	24	-10	3	1	2
Sergei Gonchar	57	13	17	30	36	-11	3	0	3
Andrei Nikolishin	71	9	19	28	32	3	1	0	0
Washington	59	7	14	21	30	5	1	0	0
Kelly Miller	77	10	14	24	33	4	0	1	3
Sylvain Cote	57	6	18	24	28	11	2	0	0
Michal Pivonka	54	7	16	23	22	-15	2	0	1
Chris Simon	42	9	13	22	165	-1	3	0	1
Jason Allison	53	5	17	22	25	-3	1	0	1
Calle Johansson	65	6	11	17	16	-2	2	0	0
Todd Krygier	47	5	11	16	37	-10	1	0	1
*Andrew Brunette	53	4	7	11	12	-3	2	0	0
Ken Klee	80	3	8	11	115	-5	0	0	2
*Jaroslav Svejksky	19	7	3	10	4	-1	2	0	1
Joe Reekie	65	1	8	9	107	8	0	0	0
Mark Tinordi	56	2	6	8	118	3	0	0	0
Mike Eagles	70	1	7	8	42	-4	0	0	0
Craig Berube	80	4	3	7	218	-11	0	0	1
Anson Carter	19	3	2	5	7	E	1	0	1
Brendan Witt	44	3	2	5	88	-20	0	0	0
Keith Jones	11	2	3	5	13	-2	1	0	0
*Richard Zednik	11	2	1	3	4	-5	1	0	0
Kevin Kaminski	38	1	2	3	130	E	0	0	0
Eric Charron	25	1	1	2	20	1	0	0	0
Bill Ranford	55	0	1	1	7	E	0	0	0
*Patrick Boileau	1	0	0	0	0	E	0	0	0
Curtis Leschyshyn	2	0	0	0	2	E	0	0	0
Pat Peake	4	0	0	0	4	1	0	0	0
Stewart Malgunas	6	0	0	0	2	2	0	0	0
Stefan Ustorf	6	0	0	0	2	-3	0	0	0
Olie Kolzig	29	0	0	0	4	E	0	0	0
Jim Carey	40	0	0	0	6	E	0	0	0

Goaltender	GP	MIN	GA	SO	EN	GAA	W-L-T
Jim Carey	40	2,293	105	1	2	2.75	17-18-3
Olie Kolzig	29	1,645	71	2	6	2.59	8-15-4
Bill Ranford	18	1,009	46	0	1	2.74	8-7-2

\* Indicates rookie

# 33-40-9, 75 points

Date	Opponent	Result	Record	Pts
10/5	Chicago	L 2-5	0-1-0	0
10/8	@ Dallas	L 3-5	0-2-0	0
10/11	Tampa Bay	W 6-2	1-2-0	2
10/12	Los Angeles	L 3-4	1-3-0	2
10/18	Buffalo	L 1-4	1-4-0	2
10/19	@ Pittsburgh	L 1-2	1-5-0	2
10/23	@ NY Rangers	W 3-2	2-5-0	4
10/26	@ St. Louis	W 6-4	3-5-0	6
10/28	@ Colorado	L 0-1	3-6-0	6
10/30	Philadelphia	W 4-2	4-6-0	8
11/1	Pittsburgh	W 4-2	5-6-0	10
11/2	@ NY Islanders	L 1-6	5-7-0	10
11/6	@ Tampa Bay	W 2-1	6-7-0	12
11/7	@ Florida	L 2-4	6-8-0	12
11/9	NY Rangers	W 3-2	7-8-0	14
11/12	@ New Jersey	L 2-3*	7-9-0	14
11/14	@ Philadelphia	W 5-2	8-9-0	16
11/15	Montreal	W 3-1	9-9-0	18
11/18	@ Florida	W 4-2	10-9-0	20
11/19	Boston	T 2-2*	10-9-1	21
11/22	@ New Jersey	W 5-1	11-9-1	23
11/23	New Jersey	W 4-3	12-9-1	25
11/27	Ottawa	L 1-2	12-10-1	25
11/29	NY Islanders	L 0-2	12-11-1	25
11/30	@ Montreal	W 2-0	13-11-1	27
12/4	Detroit	L 0-2	13-12-1	27
12/6	Pittsburgh	L 3-5	13-13-1	27
12/7	@ NY Islanders	L 0-2	13-14-1	27
12/11	@ San Jose	L 2-3	13-15-1	27
12/13	@ Anaheim	L 4-5	13-16-1	27
12/14	@ Los Angeles	T 4-4*	13-16-2	28
12/17	@ Phoenix	L 3-4	13-17-2	28
12/20	San Jose	W 3-2	14-17-2	30
12/21	@ Boston	L 3-4	14-18-2	30
12/23	@ Tampa Bay	W 3-1	15-18-2	32
12/26	@ Detroit	L 4-5*	15-19-2	32
12/28	Florida	T 1-1*	15-19-3	33
12/30	@ Pittsburgh	L 3-5	15-20-3	33
1/1	Hartford	W 3-2*	16-20-3	35
1/3	Phoenix	W 3-0	17-20-3	37
1/4	@ Hartford	T 1-1*	17-20-4	38
1/9	NY Rangers	W 2-0	18-20-4	40
1/11	@ Philadelphia	T 3-3*	18-20-5	41
1/13	Toronto	W 6-3	19-20-5	43
1/15	@ Ottawa	L 1-5	19-21-5	43
1/20	@ Boston	W 3-2	20-21-5	45
1/22	NY Rangers	L 3-5	20-22-5	45
1/24	Dallas	L 2-5	20-23-5	45
1/26	Edmonton	L 1-3	20-24-5	45
1/29	Philadelphia	L 1-2	20-25-5	45
2/1	@ Florida	W 3-1	21-25-5	47
2/2	@ Buffalo	T 2-2*	21-25-6	48
2/7	@ Calgary	L 2-5	21-26-6	48
2/9	@ Edmonton	L 1-4	21-27-6	48
2/11	@ Vancouver	W 5-2	22-27-6	50
2/14	Tampa Bay	W 5-4*	23-27-6	52
2/15	@ Tampa Bay	L 1-4	23-28-6	52
2/18	Ottawa	L 1-6	23-29-6	52
2/22	@ Hartford	L 0-2	23-30-6	52
2/24	Boston	T 3-3*	23-30-7	53
2/26	@ Toronto	W 3-1	24-30-7	55
2/28	Anaheim	L 1-4	24-31-7	55
3/2	NY Islanders	L 0-2	24-32-7	55
3/4	Calgary	W 2-1	25-32-7	57
3/6	Colorado	W 6-3	26-32-7	59
3/9	@ Philadelphia	L 0-5	26-33-7	59
3/11	Vancouver	W 4-1	27-33-7	61
3/12	@ NY Rangers	L 2-3	27-34-7	61
3/15	@ New Jersey	L 2-3	27-35-7	61
3/16	Hartford	W 5-3	28-35-7	63
3/19	New Jersey	T 2-2*	28-35-8	64
3/21	Buffalo	L 1-4	28-36-8	64
3/22	@ Montreal	W 3-1	29-36-8	66
3/25	St. Louis	W 3-2	30-36-8	68
3/26	@ Chicago	L 3-5	30-37-8	68
3/29	Philadelphia	L 3-5	30-38-8	68
4/1	New Jersey	L 0-1	30-39-8	68
4/3	@ Ottawa	L 0-4	30-40-8	68
4/6	Florida	T 3-3*	30-40-9	69
4/10	Montreal	W 3-2	31-40-9	71
4/12	NY Islanders	W 6-2	32-40-9	73
4/13	@ Buffalo	W 8-3	33-40-9	75

\* Denotes overtime game

# 1995-96

	W	L	T	PTS
Home	21	15	5	47
Away	18	17	6	42
1st Half	20	17	4	44
2nd Half	19	15	7	45
October	7	3	0	14
November	4	8	2	10
December	7	4	1	15
January	5	6	2	12
February	6	4	3	15
March	7	4	3	17
April	3	3	0	6

**Head Coach**  
Jim Schoenfeld



**JIM CAREY**

Player	GP	G	A	PTS	PIM	+/-	PP	SH	GW
Michal Pivonka	73	16	65	81	36	18	6	2	5
Peter Bondra	67	52	28	80	40	18	11	4	7
Joe Juneau	80	14	50	64	30	-3	7	2	2
Todd Krygier	76	15	33	48	82	-1	3	1	0
Washington	16	6	5	11	12	8	1	0	0
Steve Konowalchuk	70	23	22	45	92	13	7	1	3
Keith Jones	68	18	23	41	103	8	5	0	2
Sergei Gonchar	78	15	26	41	60	25	4	0	4
Sylvain Cote	81	5	33	38	40	5	3	0	2
Dale Hunter	82	13	24	37	112	5	4	0	3
Pat Peake	62	17	19	36	46	7	8	0	3
Calle Johansson	78	10	25	35	50	13	4	0	0
Kelly Miller	74	7	13	20	30	7	0	2	1
*Stefan Ustorf	48	7	10	17	14	8	0	0	1
Mark Tinordi	71	3	10	13	113	26	2	0	0
Craig Berube	50	2	10	12	151	1	1	0	1
*Ken Klee	66	8	3	11	60	-1	0	1	2
Mike Eagles	70	4	7	11	75	-1	0	0	0
Joe Reekie	78	3	7	10	149	7	0	0	0
*Jeff Nelson	33	0	7	7	16	3	0	0	0
*Andrew Brunette	11	3	3	6	0	5	0	0	1
Jim Johnson	66	2	4	6	34	-3	0	0	0
*Brendan Witt	48	2	3	5	85	-4	0	0	1
*Martin Gendron	20	2	1	3	8	-5	0	0	0
Kevin Kaminski	54	1	2	3	164	-1	0	0	0
*Jason Allison	19	0	3	3	2	-3	0	0	0
Steve Poapst	3	1	0	1	0	-1	0	0	1
Eric Charron	18	0	1	1	22	-3	0	0	0
Washington	4	0	1	1	4	3	0	0	0
Stewart Malgunas	30	0	1	1	32	-10	0	0	0
Washington	1	0	0	0	0	E	0	0	0
Jim Carey	71	0	1	1	6	E	0	0	0
*Nolan Baumgartner	1	0	0	0	0	-1	0	0	0
*Richard Zednik	1	0	0	0	0	E	0	0	0
Denis Chasse	3	0	0	0	5	-1	0	0	0
Olie Kolzig	18	0	0	0	2	E	0	0	0
Goaltender	GP	MIN	GA	SO	EN	GAA	W-L-T		
Jim Carey	71	4,069	153	9	4	2.26	35-24-9		
Olie Kolzig	18	897	46	0	1	3.08	4-8-2		

\* Indicates rookie

# 39-32-11, 89 points

Date	Opponent	Result	Record	Pts
10/7	St. Louis	W 4-1	1-0-0	2
10/11	@ Philadelphia	L 1-2	1-1-0	2
10/13	Colorado	W 3-1	2-1-0	4
10/14	Tampa Bay	W 2-0	3-1-0	6
10/17	@ Dallas	W 4-3	4-1-0	8
10/18	@ Colorado	L 2-4	4-2-0	8
10/20	Los Angeles	L 4-7	4-3-0	8
10/26	@ Boston	W 4-2	5-3-0	10
10/28	@ Tampa Bay	W 4-2	6-3-0	12
10/29	@ St. Louis	W 3-1	7-3-0	14
11/1	Montreal	W 5-2	8-3-0	16
11/3	Florida	L 2-3	8-4-0	16
11/4	@ NY Islanders	W 3-2	9-4-0	18
11/7	Boston	L 3-4	9-5-0	18
11/10	@ Toronto	L 1-6	9-6-0	18
11/11	Chicago	L 1-4	9-7-0	18
11/14	Philadelphia	T 2-2*	9-7-1	19
11/17	Pittsburgh	L 2-3	9-8-1	19
11/18	@ Pittsburgh	L 0-3	9-9-1	19
11/21	San Jose	W 3-2	10-9-1	21
11/24	Tampa Bay	L 1-2	10-10-1	21
11/25	@ Hartford	W 4-2	11-10-1	23
11/29	@ Anaheim	T 2-2*	11-10-2	24
11/30	@ Los Angeles	L 2-3	11-11-2	24
12/2	@ San Jose	L 3-5	11-12-2	24
12/5	Florida	L 3-4	11-13-2	24
12/8	@ Buffalo	T 2-2*	11-13-3	25
12/10	@ Winnipeg	W 6-1	12-13-3	27
12/14	NY Islanders	W 4-3*	13-13-3	29
12/16	NY Rangers	W 3-2	14-13-3	31
12/18	@ NY Rangers	L 0-3	14-14-3	31
12/22	Edmonton	W 6-3	15-14-3	33
12/23	@ NY Islanders	L 1-3	15-15-3	33
12/26	Montreal	W 4-0	16-15-3	35
12/28	@ Florida	W 5-4	17-15-3	37
12/30	Hartford	W 3-0	18-15-3	39
1/1	Pittsburgh	W 4-2	19-15-3	41
1/3	@ Hartford	L 0-2	19-16-3	41
1/5	NY Rangers	T 4-4*	19-16-4	42
1/6	@ New Jersey	L 1-3	19-17-4	42
1/11	Ottawa	W 6-1	20-17-4	44
1/13	Detroit	L 2-4	20-18-4	44
1/16	Winnipeg	T 1-1*	20-18-5	45
1/17	@ Chicago	W 3-2	21-18-5	47
1/23	Florida	L 4-5	21-19-5	47
1/25	@ New Jersey	L 1-3	21-20-5	47
1/26	Buffalo	W 1-0	22-20-5	49
1/28	Philadelphia	W 3-2*	23-20-5	51
1/31	@ Montreal	L 3-5	23-21-5	51
2/1	@ Ottawa	W 4-2	24-21-5	53
2/3	NY Islanders	W 6-5*	25-21-5	55
2/7	@ Edmonton	W 2-1	26-21-5	57
2/8	@ Calgary	T 4-4*	26-21-6	58
2/10	@ Vancouver	T 4-4*	26-21-7	59
2/13	Calgary	W 3-2	27-21-7	61
2/15	@ Detroit	L 3-4	27-22-7	61
2/16	Toronto	W 4-3	28-22-7	63
2/18	@ New Jersey	L 0-3	28-23-7	63
2/22	@ Philadelphia	L 3-5	28-24-7	63
2/24	New Jersey	L 1-2	28-25-7	63
2/27	@ NY Rangers	W 5-3	29-25-7	65
2/29	@ Florida	T 2-2*	29-25-8	66
3/2	@ Boston	W 2-0	30-25-8	68
3/3	Philadelphia	W 3-0	31-25-8	70
3/9	NY Rangers	L 1-6	31-26-8	70
3/10	@ Tampa Bay	L 0-1	31-27-8	70
3/12	Vancouver	W 9-0	32-27-8	72
3/15	Boston	L 2-5	32-28-8	72
3/17	Dallas	W 2-1	33-28-8	74
3/19	Anaheim	L 1-2	33-29-8	74
3/21	@ Tampa Bay	T 3-3*	33-29-9	75
3/23	Hartford	T 2-2*	33-29-10	76
3/26	@ NY Islanders	W 7-1	34-29-10	78
3/27	@ Montreal	W 1-0*	35-29-10	80
3/29	Ottawa	W 5-0	36-29-10	82
3/31	Tampa Bay	T 1-1*	36-29-11	83
4/3	@ Buffalo	W 5-1	37-29-11	85
4/4	@ Pittsburgh	L 2-4	37-30-11	85
4/6	@ Ottawa	W 4-3	38-30-11	87
4/10	@ NY Rangers	W 4-1	39-30-11	89
4/11	New Jersey	L 2-3	39-31-11	89
4/13	Buffalo	L 2-3	39-32-11	89

\* Postponed from January 8 due to snow

\* Denotes overtime game

# 1994-95

	W	L	T	PTS
Home	15	6	3	33
Away	7	12	5	19
1st Half	8	10	6	22
2nd Half	14	8	2	30
January	1	3	1	3
February	2	7	4	8
March	11	2	2	24
April	7	6	1	15
May	1	0	0	2

**Head Coach**  
Jim Schoenfeld



**SYLVAIN COTE**

Player	GP	G	A	PTS	PIM	+/-	PP	SH	GW
Peter Bondra	47	34	9	43	24	9	12	6	3
Joe Juneau	44	5	38	43	8	-1	3	0	0
Michal Pivonka	46	10	23	33	50	3	4	2	2
Calle Johansson	46	5	26	31	35	-6	4	0	2
Dimitri Khristich	48	12	14	26	41	E	8	0	2
Steve Konowalchuk	46	11	14	25	44	7	3	3	3
Kelly Miller	48	10	13	23	6	5	2	0	1
Dale Hunter	45	8	15	23	101	-4	3	0	1
Keith Jones	40	14	6	20	65	-2	1	0	4
Sylvain Cote	47	5	14	19	53	2	1	0	2
Jim Johnson	47	0	13	13	43	6	0	0	0
Mark Tinordi	42	3	9	12	71	-5	2	0	1
Dave Poulin	29	4	5	9	10	2	0	2	0
Mike Eagles	40	3	4	7	48	-11	0	0	0
Washington	13	1	3	4	8	2	0	0	0
*Sergei Gonchar	31	2	5	7	22	4	0	0	0
Joe Reekie	48	1	6	7	97	10	0	0	0
Craig Berube	43	2	4	6	173	-5	0	0	0
Rob Pearson	32	0	6	6	96	-6	0	0	0
Igor Ulanov	22	1	4	5	29	1	0	0	0
*Ken Klee	23	3	1	4	41	2	0	0	0
Pat Peake	18	0	4	4	12	-6	0	0	0
*Martin Gendron	8	2	1	3	2	3	0	0	0
*Jason Allison	12	2	1	3	6	-3	2	0	0
John Slaney	16	0	3	3	6	-3	0	0	0
*Kevin Kaminski	27	1	1	2	102	-6	0	0	1
*Jeff Nelson	10	1	0	1	2	-2	0	0	0
*Byron Dafoe	4	0	0	0	0	E	0	0	0
*Olie Kolzig	14	0	0	0	4	E	0	0	0
*Jim Carey	28	0	0	0	0	E	0	0	0
Randy Burrridge	2	0	0	0	2	E	0	0	0
Rick Tabaracci	8	0	1	1	2	E	0	0	0

Goaltender	GP	MIN	GA	SO	EN	GAA	W-L-T
*Jim Carey	28	1,604	57	4	2	2.13	18-6-3
Rick Tabaracci	8	394	16	0	0	2.44	1-3-2
*Olie Kolzig	14	724	30	0	4	2.49	2-8-2
*Byron Dafoe	4	187	11	0	0	3.53	1-1-1

\* Indicates rookie

# 22-18-8, 52 points

Date	Opponent	Result	Record	Pts
1/21	@ Hartford	T 1-1*	0-0-1	1
1/24	@ Quebec	L 1-5	0-1-1	1
1/25	@ Montreal	L 0-2	0-2-1	1
1/27	NY Islanders	W 5-2	1-2-1	3
1/29	Pittsburgh	L 1-4	1-3-1	3
2/2	Buffalo	L 0-1	1-4-1	3
2/4	Florida	W 3-2	2-4-1	5
2/7	@ Buffalo	L 1-2	2-5-1	5
2/8	@ NY Rangers	L 4-5	2-6-1	5
2/11	@ Boston	T 1-1*	2-6-2	6
2/13	@ Philadelphia	L 3-5	2-7-2	6
2/15	@ New Jersey	L 2-4	2-8-2	6
2/18	Quebec	W 4-2	3-8-2	8
2/20	New Jersey	L 0-2	3-9-2	8
2/23	@ Ottawa	T 5-5*	3-9-3	9
2/25	@ New Jersey	T 3-3*	3-9-4	10
2/26	Tampa Bay	T 1-1*	3-9-5	11
2/28	@ Philadelphia	L 2-4	3-10-5	11
3/2	@ NY Islanders	W 4-3	4-10-5	13
3/4	Montreal	W 5-1	5-10-5	15
3/5	NY Rangers	W 4-2	6-10-5	17
3/7	@ Boston	W 3-1	7-10-5	19
3/10	Ottawa	T 2-2*	7-10-6	20
3/12	Tampa Bay	W 3-1	8-10-6	22
3/13	@ Tampa Bay	W 3-0	9-10-6	24
3/16	@ Florida	L 1-5	9-11-6	24
3/18	NY Rangers	W 4-1	10-11-6	26
3/20	@ Hartford	W 5-0	11-11-6	28
3/21	Ottawa	W 1-0	12-11-6	30
3/25	Philadelphia	T 2-2*	12-11-7	31
3/26	Hartford	L 3-4*	12-12-7	31
3/29	@ Tampa Bay	W 4-2	13-12-7	33
3/31	Quebec	W 6-4	14-12-7	35
4/2	Boston	W 2-1	15-12-7	37
4/4	@ NY Islanders	W 5-4	16-12-7	39
4/8	Philadelphia	L 1-3	16-13-7	39
4/11	@ Pittsburgh	L 1-3	16-14-7	39
4/12	New Jersey	L 1-2	16-15-7	39
4/14	Florida	W 3-0	17-15-7	41
4/16	@ Quebec	L 2-4	17-16-7	41
4/17	@ Montreal	L 2-5	17-17-7	41
4/21	Hartford	W 6-3	18-17-7	43
4/22	@ Pittsburgh	W 2-1	19-17-7	45
4/24	@ NY Rangers	L 4-5	19-18-7	45
4/26	NY Islanders	W 6-5	20-18-7	47
4/28	Buffalo	W 5-1	21-18-7	49
4/30	@ Florida	T 2-2*	21-18-8	50
5/2	Pittsburgh	W 7-2	22-18-8	52

\* Denotes overtime game



# 1993-94

	W	L	T	PTS
Home	17	15	9	43
Away	21	19	1	43
Neutral	1	1	0	2
1st Half	19	19	4	42
2nd Half	20	16	6	46
October	6	7	0	12
November	4	6	1	9
December	7	4	2	16
January	5	7	1	11
February	9	2	2	20
March	4	6	4	12
April	4	3	0	8

## Head Coach

Terry Murray: 20-23-4

Jim Schoenfeld (Jan. 27): 19-12-6



KELLY MILLER

Player	GP	G	A	PTS	PIM	+/-	PP	SH	GW
Joe Juneau	74	19	66	85	41	11	6	0	2
Washington	11	5	8	13	6	E	2	0	0
Mike Ridley	81	26	44	70	24	15	10	2	4
Dimitri Khristich	83	29	29	58	73	-2	10	0	4
Sylvain Cote	84	16	35	51	66	30	3	2	2
Michal Pivonka	82	14	36	50	38	2	5	0	4
Al Iafrate	67	10	35	45	143	10	4	0	3
Peter Bondra	69	24	19	43	40	22	4	0	2
Randy Burridge	78	25	17	42	73	-1	8	1	5
Calle Johansson	84	9	33	42	59	3	4	0	1
Kevin Hatcher	72	16	24	40	108	-13	6	0	3
Kelly Miller	84	14	25	39	32	8	0	1	3
Dale Hunter	52	9	29	38	131	-4	1	0	1
Keith Jones	68	16	19	35	149	4	5	0	1
Todd Krygier	66	12	18	30	60	-4	0	1	3
*Pat Peake	49	11	18	29	39	1	3	0	1
Steve Konowalchuk	62	12	14	26	33	9	0	0	0
Dave Poulin	63	6	19	25	52	-1	0	1	0
Joe Reekie	85	1	16	17	156	15	0	0	0
Washington	12	0	5	5	29	7	0	0	0
*John Slaney	47	7	9	16	27	3	3	0	1
Craig Berube	84	7	7	14	305	-4	0	0	0
Alan May	43	4	7	11	97	-2	0	0	0
Shawn Anderson	50	0	9	9	12	-1	0	0	0
Jim Johnson	61	0	7	7	63	-7	0	0	0
Washington	8	0	0	0	12	-1	0	0	0
*Kevin Kaminski	13	0	5	5	87	2	0	0	0
Jason Woolley	10	1	2	3	4	2	0	0	0
Pat Elynuik	4	1	1	2	0	-3	1	0	0
Enrico Ciccone	46	1	1	2	174	-2	0	0	0
*Todd Nelson	2	1	0	1	2	1	1	0	1
Brian Curran	26	1	0	1	61	-2	0	0	0
*Jason Allison	2	0	1	1	0	1	0	0	0
Don Beaupre	53	0	1	1	16	E	0	0	0
Tim Bergland	3	0	0	0	4	-1	0	0	0
*Byron Dafoe	5	0	0	0	0	E	0	0	0
Keith Acton	6	0	0	0	21	-4	0	0	0
*Olie Kolzig	7	0	0	0	0	E	0	0	0
Rick Tabaracci	32	0	0	0	6	E	0	0	0

## Goaltender

GP	MIN	GA	SO	EN	GAA	W-L-T
Don Beaupre	53	2,853	135	2	3	2.84 24-16-8
Rick Tabaracci	32	1,770	91	2	0	3.08 13-14-2
*Byron Dafoe	5	230	13	0	0	3.39 2-2-0
*Olie Kolzig	7	224	20	0	1	5.36 0-3-0

\* Indicates rookie

# 39-35-10, 88 points

Date	Opponent	Result	Record	Pts
10/6	@ Winnipeg	L 4-6	0-1-0	0
10/8	New Jersey	L 3-6	0-2-0	0
10/9	@ New Jersey	L 4-6	0-3-0	0
10/11	@ NY Rangers	L 2-5	0-4-0	0
10/13	@ Toronto	L 1-7	0-5-0	0
10/15	Philadelphia	L 0-3	0-6-0	0
10/16	Buffalo	W 4-3	1-6-0	2
10/22	Los Angeles	W 6-3	2-6-0	4
10/24	@ Edmonton	W 3-2*	3-6-0	6
10/25	@ Calgary	L 2-3*	3-7-0	6
10/27	@ Vancouver	W 4-2	4-7-0	8
10/29	@ Anaheim	W 5-2	5-7-0	10
10/30	@ San Jose	W 4-2	6-7-0	12
11/5	Vancouver	W 3-2	7-7-0	14
11/9	Quebec	W 2-1	8-7-0	16
11/11	@ Tampa Bay	W 4-1	9-7-0	18
11/13	NY Rangers	L 0-2	9-8-0	18
11/16	San Jose	L 1-2	9-9-0	18
11/18	@ Pittsburgh	L 2-3	9-10-0	18
11/20	@ Florida	L 3-4	9-11-0	18
11/24	St. Louis	W 5-2	10-11-0	20
11/26	Pittsburgh	T 4-4*	10-11-1	21
11/28	@ NY Rangers	L 1-3	10-12-1	21
11/30	@ NY Islanders	L 4-6	10-13-1	21
12/3	Montreal	T 2-2*	10-13-2	22
12/4	@ Ottawa	W 6-1	11-13-2	24
12/7	Hartford	L 1-6	11-14-2	24
12/9	@ Philadelphia	W 4-2	12-14-2	26
12/11	@ Montreal	W 5-3	13-14-2	28
12/13	@ Quebec	L 3-5	13-15-2	28
12/17	Ottawa	W 11-2	14-15-2	30
12/18	@ Hartford	L 1-4	14-16-2	30
12/21	@ Philadelphia	W 4-1	15-16-2	32
12/23	NY Rangers	L 0-1	15-17-2	32
12/26	Pittsburgh	W 7-3	16-17-2	34
12/28	Florida	T 3-3*	16-17-3	35
12/30	Anaheim	W 3-0	17-17-3	37
1/1	Tampa Bay	T 5-5*	17-17-4	38
1/2	@ Boston	L 2-8	17-18-4	38
1/8	Chicago	W 4-1	18-18-4	40
1/9	@ New Jersey	W 4-0	19-18-4	42
1/11	Toronto	L 1-2	19-19-4	42
1/14	New Jersey	L 2-5	19-20-4	42
1/15	@ Quebec	W 4-0	20-20-4	44
1/17	@ Montreal	L 1-3	20-21-4	44
1/19	@ Florida	L 1-5	20-22-4	44
1/25	Boston	L 1-3	20-23-4	44
1/27	@ Buffalo	L 2-7	20-24-4	44
1/29	@ Philadelphia	W 4-2	21-24-4	46
1/30	Detroit	W 6-3	22-24-4	48
2/2 #	Philadelphia	W 5-2	23-24-4	50
2/4	Montreal	L 0-4	23-25-4	50
2/5	Tampa Bay	W 6-3	24-25-4	52
2/7	@ NY Rangers	W 4-1	25-25-4	54
2/10	@ St. Louis	W 4-3	26-25-4	56
2/12	@ Los Angeles	W 6-1	27-25-4	58
2/15	Edmonton	T 2-2*	27-25-5	59
2/18	NY Islanders	W 3-1	28-25-5	61
2/20	Buffalo	T 3-3*	28-25-6	62
2/21	@ NY Islanders	L 0-4	28-26-6	62
2/24	@ Florida	W 2-1	29-26-6	64
2/26	Florida	W 4-2	30-26-6	66
2/27	@ Hartford	W 3-1	31-26-6	68
3/1	Tampa Bay	L 3-4	31-27-6	68
3/4	Philadelphia	T 3-3*	31-27-7	69
3/6	Calgary	T 4-4*	31-27-8	70
3/7	@ Boston	L 3-6	31-28-8	70
3/9 #	NY Rangers	L 5-7	31-29-8	70
3/12	Quebec	L 3-4	31-30-8	70
3/15	@ Pittsburgh	W 5-4*	32-30-8	72
3/18	@ Dallas	L 2-6	32-31-8	72
3/20	@ Tampa Bay	W 3-0	33-31-8	74
3/22	Hartford	W 4-1	34-31-8	76
3/25	@ Detroit	T 2-2*	34-31-9	77
3/27	Boston	L 4-6	34-32-9	77
3/29	NY Islanders	T 2-2*	34-32-10	78
3/31	@ Chicago	W 6-3	35-32-10	80
4/1	New Jersey	W 2-1	36-32-10	82
4/3	Dallas	L 3-6	36-33-10	82
4/5	NY Islanders	L 3-4*	36-34-10	82
4/6	@ Ottawa	L 5-6	36-35-10	82
4/9	Ottawa	W 8-4	37-35-10	84
4/12	Winnipeg	W 4-3	38-35-10	86
4/14	@ Buffalo	W 3-2	39-35-10	88

\* Denotes overtime game

# Cleveland, Ohio | ## Halifax, Nova Scotia



# 1992-93

	W	L	T	PTS
Home	20	15	6	46
Away	21	19	1	43
Neutral	2	0	0	4
1st Half	21	17	4	46
2nd Half	22	17	3	47
October	4	8	0	8
November	7	5	2	16
December	9	3	1	19
January	5	5	3	13
February	7	3	0	14
March	7	6	1	15
April	4	4	0	8

**Head Coach**  
Terry Murray



**MIKE RIDLEY**

Player	GP	G	A	PTS	PIM	+/-	PP	SH	GW
Peter Bondra	83	37	48	85	70	8	10	0	7
Mike Ridley	84	26	56	82	44	5	6	2	3
Kevin Hatcher	83	34	45	79	114	-7	13	1	6
Dale Hunter	84	20	59	79	198	3	10	0	2
Michal Pivonka	69	21	53	74	66	14	6	1	5
Dimitri Khristich	64	31	35	66	28	29	9	1	1
Al Iafate	81	25	41	66	169	15	11	1	4
Pat Elynuik	80	22	35	57	66	3	8	0	1
Sylvain Cote	77	21	29	50	34	28	8	2	3
Kelly Miller	84	18	27	45	32	-2	3	0	3
Calle Johansson	77	7	38	45	56	3	6	0	0
Bob Carpenter	68	11	17	28	65	-16	2	0	0
*Keith Jones	71	12	14	26	124	18	0	0	3
Todd Krygier	77	11	12	23	60	-13	0	2	0
Paul Cavallini	82	6	12	18	56	6	1	0	0
Washington	71	5	8	13	46	3	0	0	0
Paul MacDermid	72	9	8	17	80	-13	1	0	3
Alan May	83	6	10	16	268	1	0	0	1
*Steve Konowalchuk	36	4	7	11	16	4	1	0	1
Shawn Anderson	60	2	6	8	18	-2	1	0	0
*Reggie Savage	16	2	3	5	12	-4	2	0	0
Jim Hrivnak	27	0	3	3	0	E	0	0	0
Kevin Miller	10	0	3	3	35	-4	0	0	0
Jeff Greenlaw	16	1	1	2	18	-3	0	0	0
*Jason Woolley	26	0	2	2	10	3	0	0	0
Don Beaupre	58	0	1	1	20	E	0	0	0
*Brad Schlegel	7	0	1	1	6	1	0	0	0
*Bob Babcock	1	0	0	0	2	E	0	0	0
*Byron Dafoe	1	0	0	0	0	E	0	0	0
*Olie Kolzig	1	0	0	0	0	E	0	0	0
Randy Burridge	4	0	0	0	0	1	0	0	0
Mark Hunter	7	0	0	0	14	1	0	0	0
Rod Langway	21	0	0	0	20	-13	0	0	0
Rick Tabaracci	25	0	0	0	14	E	0	0	0
Washington	6	0	0	0	4	E	0	0	0

Goaltender	GP	MIN	GA	SO	EN	GAA	W-L-T
Don Beaupre	58	3,282	181	1	7	3.31	27-23-5
Jim Hrivnak	27	1,421	83	0	2	3.50	13-9-2
Rick Tabaracci	25	1,302	80	2	0	3.69	8-12-0
Washington	6	343	10	2	1	1.75	3-2-0
*Olie Kolzig	1	20	2	0	0	6.00	0-0-0
*Byron Dafoe	1	1	0	0	0	0.00	0-0-0

\* Indicates rookie

# 43-34-7, 93 points

Date	Opponent	Result	Record	Pts
10/6	@ Toronto	W 6-5	1-0-0	2
10/9	NY Rangers	L 2-4	1-1-0	2
10/10	Philadelphia	L 2-4	1-2-0	2
10/12	@ New Jersey	L 2-4	1-3-0	2
10/16	Ottawa	W 5-1	2-3-0	4
10/17	Buffalo	W 6-4	3-3-0	6
10/21	@ NY Rangers	L 1-2	3-4-0	6
10/23	NY Islanders	L 2-5	3-5-0	6
10/26	@ Winnipeg	L 2-6	3-6-0	6
10/28	@ Vancouver	L 3-4	3-7-0	6
10/30	@ Calgary	W 3-1	4-7-0	8
10/31	@ Edmonton	L 2-4	4-8-0	8
11/3 #	Chicago	W 4-1	5-8-0	10
11/6	Tampa Bay	T 2-2*	5-8-1	11
11/7	@ Hartford	W 6-2	6-8-1	13
11/11	@ NY Rangers	W 7-4	7-8-1	15
11/13	@ New Jersey	L 0-3	7-9-1	15
11/14	New Jersey	L 3-4*	7-10-1	15
11/18	Minnesota	L 4-5	7-11-1	15
11/20	Detroit	L 5-7	7-12-1	15
11/22	@ Quebec	W 6-4	8-12-1	17
11/23	@ Montreal	T 1-1*	8-12-2	18
11/25	Boston	W 6-2	9-12-2	20
11/27	Pittsburgh	W 6-4	10-12-2	22
11/28	@ Pittsburgh	L 3-5	10-13-2	22
11/30	@ Detroit	W 4-1	11-13-2	24
12/4	NY Rangers	W 8-4	12-13-2	26
12/5	@ NY Islanders	W 5-3	13-13-2	28
12/7	@ Ottawa	W 6-5	14-13-2	30
12/9	@ New Jersey	W 6-2	15-13-2	32
12/11	Winnipeg	W 8-6	16-13-2	34
12/12	@ Philadelphia	W 5-2	17-13-2	36
12/16	@ Hartford	L 3-6	17-14-2	36
12/18	Hartford	W 4-3	18-14-2	38
12/19	@ Boston	L 3-4	18-15-2	38
12/21	@ Ottawa	W 4-3	19-15-2	40
12/23	@ Buffalo	L 1-4	19-16-2	40
12/26	Philadelphia	T 5-5*	19-16-3	41
12/29	NY Rangers	W 4-3*	20-16-3	43
1/1	New Jersey	W 9-2	21-16-3	45
1/2	Chicago	T 2-2*	21-16-4	46
1/7	@ Philadelphia	L 2-8	21-17-4	46
1/9	Edmonton	W 4-3	22-17-4	48
1/13	@ NY Rangers	L 4-5	22-18-4	48
1/14	@ NY Islanders	W 3-0	23-18-4	50
1/17	@ Tampa Bay	W 5-3	24-18-4	52
1/21	@ Chicago	L 2-6	24-19-4	52
1/23	Ottawa	W 6-4	25-19-4	54
1/26	@ Pittsburgh	L 3-6	25-20-4	54
1/27	@ Buffalo	L 3-4	25-21-4	54
1/29	Quebec	T 3-3*	25-21-5	55
1/31	Pittsburgh	T 2-2*	25-21-6	56
2/2	Calgary	L 4-6	25-22-6	56
2/9	@ Minnesota	W 3-2	26-22-6	58
2/11	@ St. Louis	W 10-6	27-22-6	60
2/13	@ Los Angeles	W 10-3	28-22-6	62
2/16	@ San Jose	W 4-3	29-22-6	64
2/20	Los Angeles	W 7-3	30-22-6	66
2/21	St. Louis	W 5-2	31-22-6	68
2/23	@ NY Islanders	W 4-2	32-22-6	70
2/27	@ Boston	L 4-5*	32-23-6	70
2/28	Pittsburgh	L 2-4	32-24-6	70
3/2	Vancouver	T 3-3*	32-24-7	71
3/5	Philadelphia	L 0-3	32-25-7	71
3/7	NY Islanders	L 2-3	32-26-7	71
3/9	Toronto	W 3-1	33-26-7	73
3/11	@ Philadelphia	L 4-6	33-27-7	73
3/16 #	@ Detroit	W 4-2	34-27-7	75
3/18	@ Pittsburgh	L 5-7	34-28-7	75
3/19	Hartford	W 5-2	35-28-7	77
3/21	San Jose	W 5-3	36-28-7	79
3/23	Quebec	W 5-1	37-28-7	81
3/25 *	@ NY Islanders	W 5-2	38-28-7	83
3/27	New Jersey	L 2-5	38-29-7	83
3/28	Pittsburgh	L 1-4	38-30-7	83
3/30	Buffalo	W 4-1	39-30-7	85
4/2	Montreal	W 4-0	40-30-7	87
4/4	NY Rangers	L 0-4	40-31-7	87
4/6	NY Islanders	L 2-3	40-32-7	87
4/8	@ Philadelphia	L 3-4	40-33-7	87
4/10	New Jersey	L 3-5	40-34-7	87
4/12	@ Montreal	W 3-2*	41-34-7	89
4/14	@ NY Rangers	W 2-0	42-34-7	91
4/16 --	NY Rangers	W 4-2	43-34-7	93

# Indianapolis

## Milwaukee, Wis.

\* Postponed from March 14 due to snow

-- Postponed from March 13 due to snow

\* Denotes overtime game

# 1991-92

	W	L	T	PTS
Home	25	12	3	53
Away	20	15	5	45
1st Half	26	13	1	53
2nd Half	19	14	7	45
October	9	3	0	18
November	9	5	0	18
December	7	5	1	15
January	4	4	3	11
February	8	4	2	18
March	7	5	1	15
April	1	1	1	3

**Head Coach**  
Terry Murray



**DALE HUNTER**

Player	GP	G	A	PTS	PIM	+/-	PP	SH	GW
Michal Pivonka	80	23	57	80	47	10	7	4	2
Dale Hunter	80	28	50	78	205	-2	13	0	4
Dino Ciccarelli	78	38	38	76	78	-10	13	0	7
Dimitri Khristich	80	36	37	73	35	24	14	1	7
Mike Ridley	80	29	40	69	38	3	5	5	3
Randy Burridge	66	23	44	67	50	-4	9	0	3
Peter Bondra	71	28	28	56	42	16	4	0	3
Calle Johansson	80	14	42	56	49	2	5	2	2
Kevin Hatcher	79	17	37	54	105	18	8	1	2
Kelly Miller	78	14	38	52	49	20	0	1	3
Al Iafrate	78	17	34	51	180	1	6	0	1
Sylvain Cote	78	11	29	40	31	7	6	0	2
John Druce	67	19	18	37	39	14	1	0	3
Todd Krygier	67	13	17	30	107	-1	1	0	1
Paul MacDermid	74	12	16	28	194	-6	2	0	2
Washington	15	2	5	7	43	2	0	0	0
Alan May	75	6	9	15	221	-7	0	0	1
Rod Langway	64	0	13	13	22	11	0	0	0
Mike Lalor	64	5	7	12	64	14	0	0	1
Dave Tippett	30	2	10	12	16	2	0	0	0
Nick Kypreos	65	4	6	10	206	-3	0	0	0
Tim Bergland	22	1	4	5	2	-3	0	0	0
Jeff Greenlaw	5	0	1	1	34	-1	0	0	0
*Brad Schlegel	15	0	1	1	0	-4	0	0	0
Mike Liut	21	0	1	1	2	E	0	0	0
*Jason Woolley	1	0	0	0	0	1	0	0	0
*Steve Konowalchuk	1	0	0	0	0	E	0	0	0
Shawn Chambers	2	0	0	0	2	-3	0	0	0
Jim Hrivnak	12	0	0	0	0	E	0	0	0
Ken Sabourin	19	0	0	0	48	-5	0	0	0
Don Beaupre	54	0	0	0	30	E	0	0	0

Goaltender	GP	MIN	GA	SO	EN	GAA	W-L-T
Don Beaupre	54	3,108	166	1	2	3.20	29-17-6
Mike Liut	21	1,123	70	1	1	3.74	10-7-2
Jim Hrivnak	12	605	35	0	1	3.47	6-3-0

\* Indicates rookie

# 45-27-8, 98 points

Date	Opponent	Result	Record	Pts
10/4	Philadelphia	W 5-2	1-0-0	2
10/5	Buffalo	W 3-1	2-0-0	4
10/9	@ Toronto	W 5-4	3-0-0	6
10/11	NY Rangers	W 5-1	4-0-0	8
10/12	Chicago	L 2-7	4-1-0	8
10/14	@ NY Rangers	W 5-3	5-1-0	10
10/18	New Jersey	W 6-5	6-1-0	12
10/19	@ New Jersey	W 5-1	7-1-0	14
10/23	@ Edmonton	W 6-5	8-1-0	16
10/24	@ Vancouver	L 1-3	8-2-0	16
10/27	@ Winnipeg	L 5-6	8-3-0	16
10/29	@ Pittsburgh	W 8-0	9-3-0	18
11/1	Toronto	W 4-0	10-3-0	20
11/2	@ NY Islanders	W 7-4	11-3-0	22
11/8	Detroit	L 4-5	11-4-0	22
11/10	@ Quebec	W 10-3	12-4-0	24
11/11	@ Montreal	W 4-2	13-4-0	26
11/13	@ NY Rangers	W 5-3	14-4-0	28
11/15	Pittsburgh	W 6-2	15-4-0	30
11/20	@ New Jersey	L 5-6*	15-5-0	30
11/22	Boston	W 6-3	16-5-0	32
11/23	@ Hartford	W 3-2	17-5-0	34
11/25	@ Detroit	L 4-5	17-6-0	34
11/27	Montreal	W 3-1	18-6-0	36
11/29	NY Islanders	L 2-3	18-7-0	36
11/30	@ NY Islanders	L 1-8	18-8-0	36
12/5	@ Philadelphia	W 6-3	19-8-0	38
12/7	@ Minnesota	W 4-2	20-8-0	40
12/8	@ Winnipeg	L 3-4	20-9-0	40
12/10	Calgary	W 4-1	21-9-0	42
12/13	NY Rangers	L 3-5	21-10-0	42
12/14	@ Pittsburgh	W 7-2	22-10-0	44
12/17	Quebec	W 3-1	23-10-0	46
12/18	@ Buffalo	T 2-2*	23-10-1	47
12/20	Toronto	W 4-3	24-10-1	49
12/22	@ Philadelphia	L 3-4*	24-11-1	49
12/26	NY Rangers	L 6-8	24-12-1	49
12/28	Pittsburgh	L 2-6	24-13-1	49
12/29	@ New Jersey	W 4-3	25-13-1	51
1/1	NY Islanders	W 8-5	26-13-1	53
1/3	Vancouver	T 3-3*	26-13-2	54
1/4	@ Hartford	T 2-2*	26-13-3	55
1/7	Minnesota	L 3-5	26-14-3	55
1/10	Los Angeles	W 7-4	27-14-3	57
1/12	@ Chicago	L 2-4	27-15-3	57
1/14	@ St. Louis	W 6-1	28-15-3	59
1/16	@ Los Angeles	T 2-2*	28-15-4	60
1/24	New Jersey	L 2-5	28-16-4	60
1/26	Pittsburgh	W 6-4	29-16-4	62
1/28	@ Philadelphia	L 2-3	29-17-4	62
2/1	Calgary	W 5-2	30-17-4	64
2/4	@ Buffalo	L 3-7	30-18-4	64
2/5	@ Detroit	L 1-4	30-19-4	64
2/7	NY Rangers	W 6-2	31-19-4	66
2/9	San Jose	W 6-2	32-19-4	68
2/11	@ Quebec	W 4-3	33-19-4	70
2/13	@ Calgary	T 4-4*	33-19-5	71
2/15	@ Los Angeles	L 3-6	33-20-5	71
2/18	@ San Jose	W 4-2	34-20-5	73
2/22	Philadelphia	W 7-5	35-20-5	75
2/23	@ NY Islanders	W 4-1	36-20-5	77
2/25	Pittsburgh	W 5-3	37-20-5	79
2/27	@ St. Louis	L 3-7	37-21-5	79
2/29	@ Boston	T 5-5*	37-21-6	80
3/1	Boston	L 1-4	37-22-6	80
3/3	Minnesota	L 1-3	37-23-6	80
3/6	Winnipeg	T 3-3*	37-23-7	81
3/7	New Jersey	W 3-2*	38-23-7	83
3/9	@ NY Rangers	W 5-2	39-23-7	85
3/14	@ Philadelphia	L 1-3	39-24-7	85
3/15	NY Islanders	W 5-2	40-24-7	87
3/17	St. Louis	W 6-4	41-24-7	89
3/20	Philadelphia	L 6-7	41-25-7	89
3/22	Edmonton	W 6-2	42-25-7	91
3/24	Hartford	L 2-8	42-26-7	91
3/27	Montreal	W 4-3	43-26-7	93
3/29	Vancouver	W 7-4	44-26-7	95
4/12	@ New Jersey	W 4-3*	45-26-7	97
4/13	NY Islanders	T 1-1*	45-26-8	98
4/15	@ Pittsburgh	L 1-4	45-27-8	98

\* Denotes overtime game



# 1990-91

	W	L	T	PTS
Home	21	14	5	47
Away	16	22	2	34
1st Half	18	21	1	37
2nd Half	19	15	6	44
October	7	7	0	14
November	7	7	0	14
December	4	8	1	9
January	6	5	2	14
February	4	5	2	10
March	9	4	2	20

**Head Coach**  
Terry Murray



**KEVIN HATCHER**

Player	GP	G	A	PTS	PIM	+/-	PP	SH	GW
Kevin Hatcher	79	24	50	74	69	-10	9	2	3
Mike Ridley	79	23	48	71	26	9	6	5	4
Michal Pivonka	79	20	50	70	34	3	6	0	4
John Druce	80	22	36	58	46	4	7	1	4
Calle Johansson	80	11	41	52	23	-2	2	1	2
Kelly Miller	80	24	26	50	29	10	4	2	3
Dale Hunter	76	16	30	46	234	-22	9	0	2
Dino Ciccarelli	54	21	18	39	66	-17	2	0	2
Al Iafrate	72	9	23	32	237	-16	2	0	1
Washington	30	6	8	14	124	-1	0	1	1
Stephen Leach	68	11	19	30	99	-9	4	0	1
*Peter Bondra	54	12	16	28	47	-10	4	0	1
*Dimitri Khristich	40	13	14	27	21	-1	1	0	0
*Mikhail Tatarinov	65	8	15	23	82	-4	3	1	1
Bob Rouse	47	5	15	20	65	-7	1	0	0
Nick Kypreos	79	9	9	18	196	-4	0	0	3
Dave Tippett	61	6	9	15	24	-13	0	0	2
Tim Bergland	47	5	9	14	21	-1	0	0	0
Peter Zezel	20	7	5	12	10	-13	6	0	0
Alan May	67	4	6	10	264	-10	0	0	0
*Ken Sabourin	44	2	7	9	117	15	0	0	0
Washington	28	1	4	5	81	6	0	0	0
Rod Langway	56	1	7	8	24	12	0	0	0
Bob Joyce	17	3	3	6	8	3	0	0	1
Mike Lalor	68	1	5	6	61	-23	0	0	0
Chris Felix	8	0	4	4	0	E	0	0	0
Rob Murray	17	0	3	3	19	E	0	0	0
*Jeff Greenlaw	10	2	0	2	10	1	0	0	1
Alfie Turcotte	6	1	1	2	0	-1	0	0	1
*John Purves	7	1	0	1	0	-3	0	0	1
Joel Quenneville	9	1	0	1	0	-8	0	0	0
*Mark Ferner	7	0	1	1	4	-2	0	0	0
*Bob Babcock	1	0	0	0	0	E	0	0	0
*Ken Lovsin	1	0	0	0	0	-2	0	0	0
*Kent Paynter	1	0	0	0	15	E	0	0	0
*Reggie Savage	1	0	0	0	0	-1	0	0	0
*Steve Seftel	4	0	0	0	2	-2	0	0	0
*Steve Maltais	7	0	0	0	2	-1	0	0	0
*Jim Hrivnak	9	0	0	0	0	E	0	0	0
John Kordic	10	0	0	0	110	1	0	0	0
Washington	7	0	0	0	101	1	0	0	0
Mike Liut	35	0	0	0	0	E	0	0	0
Don Beaupre	45	0	0	0	18	E	0	0	0
Goaltender	GP	MIN	GA	SO	EN	GAA	W-L-T		
Don Beaupre	45	2,572	113	5	3	2.64	20-18-3		
Mike Liut	35	1,834	114	0	2	3.73	13-16-3		
Jim Hrivnak	9	432	26	0	0	3.61	4-2-1		

\* Indicates rookie

# 37-36-7, 81 points

Date	Opponent	Result	Record	Pts
10/5	Pittsburgh	L 4-7	0-1-0	0
10/6	Detroit	W 6-4	1-1-0	2
10/10	@ NY Rangers	L 2-4	1-2-0	2
10/12	Winnipeg	W 3-1	2-2-0	4
10/13	NY Rangers	L 2-5	2-3-0	4
10/15	@ Montreal	L 1-3	2-4-0	4
10/17	@ New Jersey	L 2-3	2-5-0	4
10/19	NY Islanders	W 4-3	3-5-0	6
10/20	New Jersey	W 4-0	4-5-0	8
10/23	@ Philadelphia	W 6-2	5-5-0	10
10/25	@ Chicago	L 2-3*	5-6-0	10
10/27	@ Calgary	L 4-9	5-7-0	10
10/28	@ Edmonton	W 1-0	6-7-0	12
10/30	@ Vancouver	W 2-1	7-7-0	14
11/2	Los Angeles	W 4-3	8-7-0	16
11/3	@ NY Islanders	W 5-2	9-7-0	18
11/6	@ Quebec	W 4-1	10-7-0	20
11/10	Buffalo	L 2-4	10-8-0	20
11/11	Boston	L 3-5	10-9-0	20
11/14	@ Toronto	L 3-5	10-10-0	20
11/16	Chicago	L 3-4	10-11-0	20
11/17	@ Hartford	L 2-4	10-12-0	20
11/19	@ Detroit	W 3-2*	11-12-0	22
11/21	Toronto	W 5-3	12-12-0	24
11/23	Pittsburgh	W 7-3	13-12-0	26
11/24	@ Pittsburgh	L 2-3*	13-13-0	26
11/28	@ NY Rangers	W 6-3	14-13-0	28
11/30	Montreal	L 3-4	14-14-0	28
12/1	@ NY Islanders	W 3-1	15-14-0	30
12/5	@ Pittsburgh	W 3-1	16-14-0	32
12/7	New Jersey	W 5-2	17-14-0	34
12/8	@ New Jersey	L 2-4	17-15-0	34
12/11	Philadelphia	W 4-1	18-15-0	36
12/15	Hartford	L 2-3	18-16-0	36
12/17	@ NY Rangers	L 3-5	18-17-0	36
12/19	@ Chicago	L 2-3	18-18-0	36
12/20	@ St. Louis	T 3-3*	18-18-1	37
12/22	Toronto	L 2-5	18-19-1	37
12/26	Pittsburgh	L 3-7	18-20-1	37
12/28	NY Rangers	L 3-5	18-21-1	37
12/29	@ Quebec	L 3-4	18-22-1	37
1/1	New Jersey	W 4-3	19-22-1	39
1/4	Philadelphia	T 3-3*	19-22-2	40
1/5	@ Boston	W 5-3	20-22-2	42
1/11	Calgary	W 4-2	21-22-2	44
1/12	@ Montreal	L 1-4	21-23-2	44
1/15	@ St. Louis	L 3-7	21-24-2	44
1/17	@ Minnesota	L 2-5	21-25-2	44
1/22	@ Detroit	W 2-1*	22-25-2	46
1/24	@ Philadelphia	L 1-6	22-26-2	46
1/25	Minnesota	T 2-2*	22-26-3	47
1/27	NY Islanders	W 5-4*	23-26-3	49
1/29	@ Pittsburgh	L 2-3*	23-27-3	49
1/31	@ NY Islanders	W 4-3*	24-27-3	51
2/2	Winnipeg	L 2-4	24-28-3	51
2/5	Vancouver	W 5-3	25-28-3	53
2/8	Edmonton	W 6-3	26-28-3	55
2/10	Philadelphia	W 5-2	27-28-3	57
2/15	@ Calgary	L 2-8	27-29-3	57
2/16	@ Vancouver	L 2-4	27-30-3	57
2/18	@ Los Angeles	L 2-5	27-31-3	57
2/22	NY Rangers	W 3-2	28-31-3	59
2/24	Pittsburgh	T 5-5*	28-31-4	60
2/25	@ New Jersey	L 1-5	28-32-4	60
2/27	@ NY Rangers	T 4-4*	28-32-5	61
3/2	NY Islanders	W 3-2	29-32-5	63
3/5	Los Angeles	T 3-3*	29-32-6	64
3/8	@ Winnipeg	W 2-1	30-32-6	66
3/10	@ Edmonton	W 5-3	31-32-6	68
3/12	Hartford	L 2-3	31-33-6	68
3/14	Quebec	W 5-3	32-33-6	70
3/16	Philadelphia	W 6-0	33-33-6	72
3/19	St. Louis	L 1-2	33-34-6	72
3/21	@ NY Islanders	W 6-2	34-34-6	74
3/22	Minnesota	W 3-1	35-34-6	76
3/24	Boston	T 3-3*	35-34-7	77
3/26	Buffalo	L 2-4	35-35-7	77
3/28	@ Philadelphia	W 3-0	36-35-7	79
3/30	New Jersey	W 4-0	37-35-7	81
3/31	@ Buffalo	L 2-5	37-36-7	81

\* Denotes overtime game

# 1989-90

	W	L	T	PTS
Home	19	18	3	41
Away	17	20	3	37
1st Half	18	18	4	40
2nd Half	18	20	2	38
October	3	7	3	9
November	6	4	1	13
December	9	5	0	18
January	5	10	0	10
February	5	7	0	10
March	7	5	2	16
April	1	0	0	2

## Head Coach

Bryan Murray: 18-24-4

Terry Murray (Jan. 15): 18-14-2



**DINO CICCARELLI**

Player	GP	G	A	PTS	PIM	+/-	PP	SH	GW
Dino Ciccarelli	80	41	38	79	122	-5	10	0	6
Geoff Courtnall	80	35	39	74	104	27	9	0	2
Mike Ridley	74	30	43	73	27	E	8	3	3
Michal Pivonka	77	25	39	64	54	-7	10	3	0
Dale Hunter	80	23	39	62	233	17	9	1	6
Kevin Hatcher	80	13	41	54	102	4	4	0	2
Kelly Miller	80	18	22	40	49	-2	3	2	2
Scott Stevens	56	11	29	40	154	1	7	0	0
Calle Johansson	70	8	31	39	25	7	4	0	2
Stephen Leach	70	18	14	32	104	10	0	0	2
John Tucker	46	10	21	31	12	8	2	0	1
Washington	38	9	19	28	10	11	1	0	1
Bob Rouse	70	4	16	20	123	-2	0	0	2
*Alan May	77	7	10	17	339	-1	1	0	2
Bob Joyce	47	6	10	16	26	-6	1	0	1
Washington	24	5	8	13	4	2	1	0	1
Yvon Corriveau	50	9	6	15	50	-1	1	0	1
Bill Houlder	41	1	11	12	28	8	0	0	0
John Druce	45	8	3	11	52	-3	1	0	1
Dave Christian	28	3	8	11	4	-12	0	0	1
*Nick Kypreos	31	5	4	9	82	2	0	0	2
*Rob Murray	41	2	7	9	58	-10	0	0	0
Doug Wickenheiser	27	1	8	9	20	1	0	0	0
Rod Langway	58	0	8	8	39	7	0	0	0
*Tim Bergland	32	2	5	7	31	2	0	0	0
Neil Sheehy	59	1	5	6	291	8	0	0	0
Scot Kleinendorst	15	1	3	4	16	4	0	0	0
*Kent Paynter	13	1	2	3	18	-7	0	0	0
*Mike Richard	3	0	2	2	2	E	0	0	0
Alfie Turcotte	4	0	2	2	0	E	0	0	0
*Robin Bawa	5	1	0	1	6	-3	0	0	0
*Chris Felix	6	1	0	1	2	-6	1	0	0
*Brian Tutt	7	1	0	1	2	-4	0	0	0
*Jim Hrivnak	11	0	1	1	0	E	0	0	0
Don Beaupre	48	0	1	1	24	E	0	0	0
*Tyler Larter	1	0	0	0	0	-1	0	0	0
Alain Cote	2	0	0	0	7	-2	0	0	0
*Mark Ferner	2	0	0	0	0	-1	0	0	0
*Olie Kolzig	2	0	0	0	0	E	0	0	0
*Jim Mathieson	2	0	0	0	4	E	0	0	0
*Dennis Smith	4	0	0	0	0	E	0	0	0
*Steve Maltais	8	0	0	0	2	-2	0	0	0
Bob Mason	16	0	0	0	4	E	0	0	0
Mike Liut	37	0	0	0	0	E	0	0	0
Washington	8	0	0	0	0	E	0	0	0

Goaltender	GP	MIN	GA	SO	EN	GAA	W-L-T
Don Beaupre	48	2,793	150	2	3	3.22	23-18-5
Mike Liut	37	2,161	91	4	6	2.53	19-16-1
Washington	8	478	17	1	3	2.13	4-4-0
Bob Mason	16	822	48	0	4	3.50	4-9-1
*Jim Hrivnak	11	609	36	0	2	3.55	5-5-0
*Olie Kolzig	2	120	12	0	0	6.00	0-2-0

\* Indicates rookie

# 36-38-6, 78 points

Date	Opponent	Result	Record	Pts
10/6	Philadelphia	W 5-3	1-0-0	2
10/7	Chicago	L 2-3	1-1-0	2
10/11	@ Hartford	L 1-4	1-2-0	2
10/13	NY Rangers	W 7-4	2-2-0	4
10/14	Calgary	T 4-4*	2-2-1	5
10/16	@ Montreal	W 4-3*	3-2-1	7
10/20	NY Islanders	L 3-5	3-3-1	7
10/21	@ Toronto	L 4-8	3-4-1	7
10/23	@ Calgary	T 3-3*	3-4-2	8
10/25	@ Winnipeg	L 4-6	3-5-2	8
10/28	@ St. Louis	L 0-1	3-6-2	8
10/29	@ Chicago	L 0-1	3-7-2	8
10/31	St. Louis	T 1-1*	3-7-3	9
11/3	Toronto	W 2-1	4-7-3	11
11/5	@ Quebec	W 3-0	5-7-3	13
11/7	@ NY Islanders	W 5-3	6-7-3	15
11/10	Boston	L 3-5	6-8-3	15
11/11	Edmonton	L 3-5	6-9-3	15
11/14	@ Vancouver	T 4-4*	6-9-4	16
11/18	@ Los Angeles	L 3-5	6-10-4	16
11/22	NY Islanders	W 5-3	7-10-4	18
11/24	Pittsburgh	L 4-7	7-11-4	18
11/25	@ Pittsburgh	W 4-1	8-11-4	20
11/29	@ Detroit	W 5-3	9-11-4	22
12/1	Philadelphia	L 2-3	9-12-4	22
12/2	@ New Jersey	W 5-3	10-12-4	24
12/5	@ Philadelphia	W 4-3	11-12-4	26
12/6	@ Pittsburgh	L 3-5	11-13-4	26
12/9	@ Boston	W 7-3	12-13-4	28
12/10	@ Buffalo	L 3-4	12-14-4	28
12/15	NY Islanders	L 3-5	12-15-4	28
12/16	@ Hartford	W 5-2	13-15-4	30
12/19	@ Philadelphia	W 2-1	14-15-4	32
12/21	@ Pittsburgh	L 2-5	14-16-4	32
12/23	NY Rangers	W 3-2	15-16-4	34
12/26	Pittsburgh	W 6-3	16-16-4	36
12/27	@ New Jersey	W 3-1	17-16-4	38
12/29	Detroit	W 2-1	18-16-4	40
1/1	Los Angeles	L 4-7	18-17-4	40
1/3	@ NY Rangers	L 1-2	18-18-4	40
1/5	Vancouver	L 2-5	18-19-4	40
1/6	@ Boston	L 3-5	18-20-4	40
1/8	@ Toronto	L 6-8	18-21-4	40
1/10	@ Winnipeg	L 1-6	18-22-4	40
1/12	Pittsburgh	L 4-6	18-23-4	40
1/13	@ NY Islanders	L 2-4	18-24-4	40
1/16	New Jersey	W 9-6	19-24-4	42
1/19	@ Buffalo	W 6-3	20-24-4	44
1/23	Winnipeg	L 3-4	20-25-4	44
1/24	@ New Jersey	L 2-3	20-26-4	44
1/26	Montreal	W 6-3	21-26-4	46
1/28	Philadelphia	W 7-2	22-26-4	48
1/31	@ Minnesota	W 4-3*	23-26-4	50
2/2	@ NY Islanders	L 3-5	23-27-4	50
2/4	Edmonton	L 4-5*	23-28-4	50
2/6	Quebec	W 12-2	24-28-4	52
2/8	@ Pittsburgh	L 5-7	24-29-4	52
2/9	New Jersey	L 3-5	24-30-4	52
2/11	Minnesota	W 5-3	25-30-4	54
2/14	@ Edmonton	W 4-3	26-30-4	56
2/19	@ Los Angeles	L 2-3	26-31-4	56
2/23	NY Rangers	L 3-6	26-32-4	56
2/25	Detroit	W 9-4	27-32-4	58
2/27	Chicago	W 4-0	28-32-4	60
2/28	@ NY Rangers	L 2-3	28-33-4	60
3/2	Hartford	L 3-4	28-34-4	60
3/4	New Jersey	W 4-3	29-34-4	62
3/6	Buffalo	T 1-1*	29-34-5	63
3/9	Quebec	W 4-3	30-34-5	65
3/10	@ Philadelphia	W 4-3	31-34-5	67
3/13	St. Louis	L 1-4	31-35-5	67
3/17	Vancouver	L 1-3	31-36-5	67
3/18	@ Minnesota	W 4-3	32-36-5	69
3/20	NY Islanders	W 3-0	33-36-5	71
3/23	Montreal	L 2-4	33-37-5	71
3/25	Calgary	W 4-1	34-37-5	73
3/27	@ New Jersey	L 1-4	34-38-5	73
3/29	@ Philadelphia	T 2-2*	34-38-6	74
3/31	NY Rangers	W 2-1	35-38-6	76
4/1	@ NY Rangers	W 3-2	36-38-6	78

\* Denotes overtime game



# 1988-89

	W	L	T	PTS
Home	25	12	3	53
Away	16	17	7	39
1st Half	20	15	5	45
2nd Half	21	14	5	47
October	3	7	1	7
November	9	4	1	19
December	7	4	3	17
January	6	3	5	17
February	5	7	0	10
March	10	3	0	20
April	1	1	0	2

**Head Coach**  
Bryan Murray



**ROD LANGWAY**

Player	GP	G	A	PTS	PIM	+/-	PP	SH	GW
Mike Ridley	80	41	48	89	49	17	16	0	9
Geoff Courtnall	79	42	38	80	112	11	16	0	6
Dino Ciccarelli	76	44	30	74	76	-6	16	0	8
Washington	11	12	3	15	12	10	3	0	3
Bengt Gustafsson	72	18	51	69	18	13	5	4	6
Scott Stevens	80	7	61	68	225	1	6	0	3
Dave Christian	80	34	31	65	12	2	16	1	1
Dale Hunter	80	20	37	57	219	-3	9	0	3
Mike Gartner	56	26	29	55	71	8	6	0	1
Kelly Miller	78	19	21	40	45	13	2	1	3
Kevin Hatcher	62	13	27	40	101	19	3	0	2
Larry Murphy	65	7	29	36	70	-5	3	0	0
Stephen Leach	74	11	19	30	94	-4	4	0	0
Michal Pivonka	52	8	19	27	30	9	1	0	1
Calle Johansson	59	3	18	21	37	-6	1	0	1
Washington	12	1	7	8	4	1	1	0	0
Rod Langway	76	2	19	21	65	12	0	0	0
Bob Rouse	79	4	15	19	160	-3	0	0	1
Washington	13	0	2	2	36	2	0	0	0
Bobby Gould	75	5	13	18	65	-2	0	1	0
Lou Franceschetti	63	7	10	17	123	-4	0	0	0
*John Druce	48	8	7	15	62	7	0	0	1
Grant Ledyard	61	3	11	14	43	1	1	0	1
Mike Millar	18	6	3	9	4	-4	3	0	1
Doug Wickenheiser	17	3	5	8	4	1	1	0	0
Washington	16	2	5	7	4	E	1	0	0
*Chris Felix	21	0	8	8	8	7	0	0	0
Neil Sheehy	72	3	4	7	179	-1	0	0	0
Peter Sundstrom	35	4	2	6	14	-5	0	0	0
Yvon Corrivau	33	3	2	5	62	E	0	0	0
Bill Houlder	8	0	3	3	4	7	0	0	0
Jim Thomson	14	2	0	2	53	-3	0	0	0
Scot Kleinendorst	27	0	2	2	46	-11	0	0	0
Washington	3	0	1	1	10	E	0	0	0
Kent Carlson	2	1	0	1	0	2	0	0	0
Pete Peeters	33	0	1	1	8	E	0	0	0
*Shawn Cronin	1	0	0	0	0	E	0	0	0
Don Beaupre	12	0	0	0	6	E	0	0	0
Washington	11	0	0	0	6	E	0	0	0
Clint Malarchuk	42	0	0	0	16	E	0	0	0

Goaltender	GP	MIN	GA	SO	EN	GAA	W-L-T
Clint Malarchuk	42	2,428	141	1	1	3.48	16-18-7
Pete Peeters	33	1,854	88	4	0	2.85	20-7-3
Don Beaupre	12	637	31	1	0	2.92	5-5-0
Washington	11	578	28	1	1	2.91	5-4-0

\* Indicates rookie

# 41-29-10, 92 points

Date	Opponent	Result	Record	Pts
10/7	Pittsburgh	L 4-6	0-1-0	0
10/8	Buffalo	W 6-2	1-1-0	2
10/11	@ Pittsburgh	L 7-8	1-2-0	2
10/14	Toronto	L 1-3	1-3-0	2
10/15	New Jersey	W 8-5	2-3-0	4
10/19	@ NY Rangers	L 1-5	2-4-0	4
10/21	NY Rangers	L 1-4	2-5-0	4
10/23	@ Winnipeg	L 2-3	2-6-0	4
10/25	@ Vancouver	W 4-3*	3-6-0	6
10/28	@ Calgary	T 2-2*	3-6-1	7
10/29	@ Edmonton	L 3-4*	3-7-1	7
11/1	@ Detroit	T 3-3*	3-7-2	8
11/4	NY Islanders	W 4-2	4-7-2	10
11/5	@ NY Islanders	L 3-4*	4-8-2	10
11/10	Quebec	W 4-1	5-8-2	12
11/12	New Jersey	L 3-6	5-9-2	12
11/15	Minnesota	W 4-2	6-9-2	14
11/18	Hartford	W 3-2	7-9-2	16
11/19	@ New Jersey	W 3-2	8-9-2	18
11/22	@ NY Islanders	W 4-2	9-9-2	20
11/23	NY Islanders	W 7-6	10-9-2	22
11/25	Pittsburgh	L 3-5	10-10-2	22
11/27	@ Detroit	W 4-3	11-10-2	24
11/29	St. Louis	W 4-3	12-10-2	26
11/30	@ Pittsburgh	L 4-6	12-11-2	26
12/3	Boston	T 1-1*	12-11-3	27
12/6	Philadelphia	W 4-3	13-11-3	29
12/7	@ New Jersey	L 1-5	13-12-3	29
12/10	@ Montreal	T 0-0*	13-12-4	30
12/11	@ Buffalo	W 6-4	14-12-4	32
12/13	@ Quebec	W 4-1	15-12-4	34
12/15	@ Philadelphia	L 1-4	15-13-4	34
12/17	Winnipeg	W 6-3	16-13-4	36
12/19	@ NY Rangers	L 1-3	16-14-4	36
12/21	@ Chicago	W 4-3	17-14-4	38
12/23	NY Rangers	T 2-2*	17-14-5	39
12/27	Philadelphia	W 4-3	18-14-5	41
12/30	Buffalo	W 5-3	19-14-5	43
12/31	@ NY Islanders	L 4-6	19-15-5	43
1/2	Pittsburgh	W 8-0	20-15-5	45
1/4	@ NY Rangers	T 3-3*	20-15-6	46
1/6	Toronto	W 3-0	21-15-6	48
1/7	Chicago	W 6-3	22-15-6	50
1/10	@ Quebec	T 4-4*	22-15-7	51
1/11	@ Toronto	W 3-2	23-15-7	53
1/13	Edmonton	W 5-3	24-15-7	55
1/15	Boston	L 3-4	24-16-7	55
1/20	New Jersey	L 5-6*	24-17-7	55
1/22	Detroit	L 3-4	24-18-7	55
1/24	Los Angeles	T 4-4*	24-18-8	56
1/26	@ Philadelphia	W 1-0	25-18-8	58
1/28	@ St. Louis	T 4-4*	25-18-9	59
1/30	@ Minnesota	T 4-4*	25-18-10	60
2/1	@ NY Rangers	W 4-3*	26-18-10	62
2/3	Hartford	W 1-0	27-18-10	64
2/5	Philadelphia	L 1-3	27-19-10	64
2/10	Los Angeles	L 6-7*	27-20-10	64
2/11	Calgary	L 1-2	27-21-10	64
2/14	@ St. Louis	W 5-3	28-21-10	66
2/15	@ Chicago	L 4-7	28-22-10	66
2/17	@ Edmonton	W 8-2	29-22-10	68
2/19	@ Vancouver	L 2-3	29-23-10	68
2/20	@ Calgary	L 2-6	29-24-10	68
2/22	@ Los Angeles	W 7-2	30-24-10	70
2/28	Minnesota	L 3-4	30-25-10	70
3/3	Pittsburgh	W 4-2	31-25-10	72
3/5	Vancouver	W 3-0	32-25-10	74
3/8	@ Montreal	L 2-3	32-26-10	74
3/9	@ Boston	W 7-2	33-26-10	76
3/11	NY Rangers	W 4-2	34-26-10	78
3/14	Winnipeg	W 6-3	35-26-10	80
3/17	Montreal	W 4-1	36-26-10	82
3/18	@ Hartford	W 8-2	37-26-10	84
3/22	@ Pittsburgh	W 5-4	38-26-10	86
3/24	Philadelphia	W 6-1	39-26-10	88
3/26	NY Islanders	W 3-2	40-26-10	90
3/28	@ NY Islanders	L 4-5	40-27-10	90
3/30	@ Philadelphia	L 4-5	40-28-10	90
4/1	New Jersey	W 6-4	41-28-10	92
4/2	@ New Jersey	L 4-7	41-29-10	92

\* Denotes overtime game



# 1987-88

	W	L	T	PTS
Home	22	14	4	48
Away	16	19	5	37
1st Half	18	17	5	41
2nd Half	20	16	4	44
October	6	4	1	13
November	4	7	1	9
December	6	6	3	15
January	8	5	1	17
February	7	4	0	14
March	7	6	2	16
April	0	1	1	1

**Head Coach**  
Bryan Murray



**SCOTT STEVENS**

Player	GP	G	A	PTS	PIM	+/-	PP	SH	GW
Mike Gartner	80	48	33	81	73	20	19	0	7
Scott Stevens	80	12	60	72	184	14	5	1	2
Larry Murphy	79	8	53	61	72	2	7	0	1
Mike Ridley	70	28	31	59	22	1	12	0	3
Dale Hunter	79	22	37	59	240	7	11	0	1
Dave Christian	80	37	21	58	26	-14	14	0	5
Bengt Gustafsson	78	18	36	54	29	2	7	5	3
Kevin Hatcher	71	14	27	41	137	1	5	0	3
Michal Pivonka	71	11	23	34	28	1	3	0	0
Kelly Miller	80	9	23	32	35	9	0	1	3
Garry Galley	58	7	23	30	44	11	3	0	0
Greg Adams	78	15	12	27	153	-3	3	0	0
Bobby Gould	72	12	14	26	56	-1	0	0	2
Peter Sundstrom	76	8	17	25	34	-2	0	1	1
*Yvon Corrivé	44	10	9	19	84	17	0	0	1
Rod Langway	63	3	13	16	28	1	0	0	1
Grant Ledyard	45	5	10	15	66	-11	2	0	1
Washington	21	4	3	7	14	-4	1	0	1
Lou Franceschetti	59	4	8	12	113	2	1	0	1
Greg Smith	54	1	6	7	67	5	0	0	0
*Bill Houlder	30	1	2	3	10	-2	0	0	0
Stephen Leach	8	1	1	2	17	2	0	0	1
Clint Malarchuk	54	0	2	2	10	E	0	0	0
Ed Kastelic	35	1	0	1	78	-3	0	0	0
Dave Jensen	5	0	1	1	4	E	0	0	0
Pete Peters	35	0	1	1	10	E	0	0	0
*Yves Beaudoin	1	0	0	0	0	-1	0	0	0
Mike Richard	4	0	0	0	0	-1	0	0	0

Goaltender	GP	MIN	GA	SO	EN	GAA	W-L-T
Clint Malarchuk	54	2,926	154	4	2	3.16	24-20-4
Pete Peeters	35	1,896	88	2	3	2.78	14-12-5
*Alain Raymond	1	40	2	0	0	3.00	0-1-0

\* Indicates rookie

# 38-33-9, 85 points

Date	Opponent	Result	Record	Pts
10/8	@ Boston	L 3-4	0-1-0	0
10/10	Chicago	W 6-4	1-1-0	2
10/11	@ Buffalo	L 5-6	1-2-0	2
10/16	Hartford	W 6-2	2-2-0	4
10/17	NY Rangers	W 4-3	3-2-0	6
10/19	@ NY Rangers	W 4-2	4-2-0	8
10/22	@ Philadelphia	W 4-1	5-2-0	10
10/24	Montreal	L 2-3	5-3-0	10
10/27	@ Vancouver	W 3-2	6-3-0	12
10/30	@ Winnipeg	L 2-3*	6-4-0	12
10/31	@ Minnesota	T 3-3*	6-4-1	13
11/3	Vancouver	W 3-2	7-4-1	15
11/6	Quebec	L 1-4	7-5-1	15
11/7	@ New Jersey	L 1-4	7-6-1	15
11/10	@ NY Islanders	L 3-4*	7-7-1	15
11/11	@ Pittsburgh	L 2-3	7-8-1	15
11/14	Minnesota	W 4-1	8-8-1	17
11/17	Detroit	L 0-1	8-9-1	17
11/20	@ Buffalo	L 3-5	8-10-1	17
11/21	@ Hartford	W 4-3	9-10-1	19
11/25	Boston	W 4-1	10-10-1	21
11/27	Pittsburgh	L 2-4	10-11-1	21
11/28	@ Pittsburgh	T 5-5*	10-11-2	22
12/1	Edmonton	W 4-2	11-11-2	24
12/4	NY Islanders	L 4-6	11-12-2	24
12/6	Los Angeles	W 10-3	12-12-2	26
12/8	Calgary	L 4-5	12-13-2	26
12/9	@ Hartford	L 4-5	12-14-2	26
12/12	Chicago	W 2-1	13-14-2	28
12/15	@ Toronto	L 3-5	13-15-2	28
12/16	@ Detroit	L 1-6	13-16-2	28
12/18	Toronto	W 4-2	14-16-2	30
12/20	St. Louis	T 1-1*	14-16-3	31
12/22	@ Quebec	W 2-1	15-16-3	33
12/23	@ Montreal	T 2-2*	15-16-4	34
12/26	Philadelphia	L 2-3	15-17-4	34
12/28	@ Toronto	T 4-4*	15-17-5	35
12/30	@ New Jersey	W 4-3	16-17-5	37
1/1	Pittsburgh	W 5-3	17-17-5	39
1/2	Edmonton	W 2-0	18-17-5	41
1/5	@ Philadelphia	W 3-1	19-17-5	43
1/8	NY Rangers	W 8-4	20-17-5	45
1/10	@ Calgary	L 2-8	20-18-5	45
1/11	@ Edmonton	L 2-3	20-19-5	45
1/13	@ Los Angeles	W 8-3	21-19-5	47
1/16	@ St. Louis	L 1-3	21-20-5	47
1/17	@ Chicago	L 4-5	21-21-5	47
1/19	New Jersey	W 6-4	22-21-5	49
1/23	Buffalo	T 3-3*	22-21-6	50
1/26	Winnipeg	L 2-3	22-22-6	50
1/29	Montreal	W 4-3	23-22-6	52
1/31	Philadelphia	W 1-0*	24-22-6	54
2/2	@ Pittsburgh	L 2-3*	24-23-6	54
2/5	NY Islanders	L 2-4	24-24-6	54
2/6	NY Rangers	L 0-3	24-25-6	54
2/11	@ NY Rangers	W 5-3	25-25-6	56
2/12	NY Islanders	W 6-2	26-25-6	58
2/14	Calgary	W 5-4*	27-25-6	60
2/17	@ New Jersey	W 4-3	28-25-6	62
2/19	@ Winnipeg	W 6-0	29-25-6	64
2/20	@ Minnesota	W 3-0	30-25-6	66
2/24	@ Los Angeles	L 3-4	30-26-6	66
2/27	@ NY Islanders	W 3-0	31-26-6	68
3/1	New Jersey	W 5-3	32-26-6	70
3/2	@ New Jersey	W 6-1	33-26-6	72
3/4	Quebec	W 6-2	34-26-6	74
3/6	Vancouver	W 7-2	35-26-6	76
3/10	@ Philadelphia	L 2-5	35-27-6	76
3/12	NY Rangers	L 2-4	35-28-6	76
3/13	@ Boston	W 3-0	36-28-6	78
3/16	@ NY Rangers	W 8-4	37-28-6	80
3/18	NY Islanders	T 3-3*	37-28-7	81
3/20	New Jersey	L 2-4	37-29-7	81
3/22	St. Louis	L 3-5	37-30-7	81
3/23	@ Pittsburgh	L 1-7	37-31-7	81
3/25	Philadelphia	W 5-3	38-31-7	83
3/29	Detroit	T 2-2*	38-31-8	84
3/31	@ NY Islanders	L 3-7	38-32-8	84
4/2	Pittsburgh	L 6-7*	38-33-8	84
4/3	@ Philadelphia	T 2-2*	38-33-9	85

\* Denotes overtime game



# 1986-87

	W	L	T	PTS
Home	22	15	3	47
Away	16	17	7	39
1st Half	14	20	6	34
2nd Half	24	12	4	52
October	5	5	1	11
November	2	8	4	8
December	5	6	1	11
January	9	5	2	20
February	6	4	0	12
March	8	4	2	18
April	3	0	0	6

**Head Coach**  
Bryan Murray



**LARRY MURPHY**

Player	GP	G	A	PTS	PIM	+/-	PP	SH	GW
Larry Murphy	80	23	58	81	39	25	8	0	4
Mike Gartner	78	41	32	73	61	2	5	6	10
Mike Ridley	78	31	39	70	40	-11	10	0	4
Washington	40	15	19	34	20	-1	6	0	3
Scott Stevens	77	10	51	61	285	15	2	0	0
Craig Laughlin	80	22	30	52	67	-5	11	0	5
Gaetan Duchesne	74	17	35	52	53	18	0	1	4
Dave Christian	76	23	27	50	8	-6	5	0	2
Bobby Gould	78	23	27	50	74	21	1	1	2
Greg Adams	65	14	30	44	184	7	2	0	0
*Michal Pivonka	73	18	25	43	39	-19	4	0	2
Kelly Miller	77	16	26	42	48	5	5	1	1
Washington	39	10	12	22	26	10	3	1	0
Alan Haworth	50	25	16	41	43	3	9	0	2
Garry Galley	48	6	21	27	67	-6	3	0	1
Washington	18	1	10	11	10	3	1	0	0
Rod Langway	78	2	25	27	53	11	0	0	1
Kevin Hatcher	78	8	16	24	146	-28	1	0	2
Lou Franceschetti	75	12	9	21	127	-7	0	0	1
Dave Jensen	46	8	8	16	12	-10	2	0	0
Bob Carpenter	22	5	7	12	21	-7	4	0	0
John Blum	66	2	8	10	133	1	0	0	0
Greg Smith	45	0	9	9	31	-6	0	0	0
John Barrett	55	2	2	4	43	-17	0	0	0
Pete Peeters	37	0	4	4	16	E	0	0	0
Gary Sampson	25	1	2	3	4	-9	0	0	0
*Jeff Greenlaw	22	0	3	3	44	2	0	0	0
*Yvon Corriveau	17	1	1	2	24	-4	0	0	0
*Ed Kastelic	23	1	1	2	83	-2	1	0	0
*Paul Cavallini	6	0	2	2	8	-4	0	0	0
Stephen Leach	15	1	0	1	6	-4	0	0	0
*Yves Beaudoin	6	0	0	0	5	-4	0	0	0
Grant Martin	9	0	0	0	4	-1	0	0	0
*Jim Thomson	10	0	0	0	35	-1	0	0	0
Bob Crawford	15	0	0	0	2	-2	0	0	0
Washington	12	0	0	0	0	E	0	0	0
Goaltender	GP	MIN	GA	SO	EN	GAA	W-L-T		
*Bob Mason	45	2,536	137	0	3	3.24	20-18-5		
Pete Peeters	37	2,002	107	0	3	3.21	17-11-4		
Al Jensen	6	328	27	0	1	4.94	1-3-1		

\* Indicates rookie

# 38-32-10, 86 points

Date	Opponent	Result	Record	Pts
10/9	@ Pittsburgh	L 4-5	0-1-0	0
10/11	Philadelphia	L 1-6	0-2-0	0
10/13	@ NY Rangers	W 7-6	1-2-0	2
10/16	@ NY Islanders	L 4-7	1-3-0	2
10/18	Buffalo	L 2-4	1-4-0	2
10/20	@ Montreal	W 5-4	2-4-0	4
10/21	@ Quebec	T 4-4*	2-4-1	5
10/24	Minnesota	W 8-2	3-4-1	7
10/25	New Jersey	W 2-1	4-4-1	9
10/28	@ Vancouver	W 5-2	5-4-1	11
10/29	Edmonton	L 3-6	5-5-1	11
11/1	@ Calgary	L 1-4	5-6-1	11
11/4	@ NY Islanders	L 1-7	5-7-1	11
11/5	Vancouver	W 3-2	6-7-1	13
11/8	Chicago	W 3-2	7-7-1	15
11/11	@ Minnesota	T 2-2*	7-7-2	16
11/12	@ Chicago	T 2-2*	7-7-3	17
11/14	Quebec	L 1-4	7-8-3	17
11/16	@ Philadelphia	L 2-6	7-9-3	17
11/18	Los Angeles	L 5-6	7-10-3	17
11/21	@ Detroit	T 3-3*	7-10-4	18
11/22	Pittsburgh	L 4-5	7-11-4	18
11/26	Boston	T 2-2*	7-11-5	19
11/28	Philadelphia	L 2-4	7-12-5	19
11/29	@ Quebec	L 3-4	7-13-5	19
12/1	@ Montreal	W 2-1	8-13-5	21
12/3	@ Winnipeg	T 3-3*	8-13-6	22
12/6	Montreal	W 3-1	9-13-6	24
12/9	New Jersey	W 4-2	10-13-6	26
12/10	@ Toronto	L 2-8	10-14-6	26
12/14	NY Rangers	L 1-3	10-15-6	26
12/17	@ NY Rangers	L 1-6	10-16-6	26
12/19	@ New Jersey	L 4-6	10-17-6	26
12/20	St. Louis	W 5-3	11-17-6	28
12/26	NY Islanders	W 2-1	12-17-6	30
12/28	@ Chicago	L 5-7	12-18-6	30
12/30	Hartford	L 1-3	12-19-6	30
1/1	Pittsburgh	W 4-3	13-19-6	32
1/3	Philadelphia	L 1-4	13-20-6	32
1/5	@ St. Louis	W 6-4	14-20-6	34
1/7	@ Pittsburgh	L 2-5	14-21-6	34
1/9	Pittsburgh	W 3-2	15-21-6	36
1/11	@ Philadelphia	T 2-2*	15-21-7	37
1/13	Winnipeg	L 2-3	15-22-7	37
1/15	@ NY Islanders	W 3-2	16-22-7	39
1/17	@ Hartford	W 6-1	17-22-7	41
1/18	@ New Jersey	W 6-1	18-22-7	43
1/20	New Jersey	W 6-3	19-22-7	45
1/23	@ Buffalo	W 3-2	20-22-7	47
1/24	Buffalo	L 3-6	20-23-7	47
1/27	@ Pittsburgh	L 5-7	20-24-7	47
1/28	@ Detroit	W 2-1	21-24-7	49
1/30	NY Islanders	T 3-3*	21-24-8	50
2/1	Winnipeg	W 6-4	22-24-8	52
2/4	@ NY Rangers	L 2-3	22-25-8	52
2/6	Hartford	L 2-5	22-26-8	52
2/7	NY Rangers	L 4-5	22-27-8	52
2/15	@ Edmonton	W 5-3	23-27-8	54
2/18	@ Los Angeles	L 4-7	23-28-8	54
2/20	@ Vancouver	W 6-3	24-28-8	56
2/22	@ Calgary	W 5-2	25-28-8	58
2/24	Detroit	W 8-2	26-28-8	60
2/27	Edmonton	W 5-2	27-28-8	62
3/1	NY Rangers	W 7-3	28-28-8	64
3/3	New Jersey	W 3-2	29-28-8	66
3/5	@ Philadelphia	L 2-4	29-29-8	66
3/7	@ Boston	L 2-3	29-30-8	66
3/10	Calgary	L 3-6	29-31-8	66
3/13	Toronto	W 10-2	30-31-8	68
3/14	@ St. Louis	T 3-3*	30-31-9	69
3/17	Los Angeles	L 4-5	30-32-9	69
3/20	Pittsburgh	W 4-3	31-32-9	71
3/22	Boston	W 4-3	32-32-9	73
3/24	@ NY Islanders	W 3-1	33-32-9	75
3/27	NY Islanders	T 2-2*	33-32-10	76
3/29	Minnesota	W 4-2	34-32-10	78
3/31	Toronto	W 4-2	35-32-10	80
4/1	@ NY Rangers	W 5-1	36-32-10	82
4/4	Philadelphia	W 3-2*	37-32-10	84
4/5	@ New Jersey	W 6-5*	38-32-10	86

\* Denotes overtime game

# 1985-86

	W	L	T	PTS
Home	30	8	2	62
Away	20	15	5	45
1st Half	25	11	4	54
2nd Half	25	12	3	53
October	4	4	2	10
November	10	3	1	21
December	7	3	1	15
January	8	6	0	16
February	8	3	1	17
March	11	3	1	23
April	2	1	1	5

**Head Coach**  
Bryan Murray



**CRAIG LAUGHLIN**

Player	GP	G	A	PTS	PIM	+/-	PP	SH	GW
Dave Christian	80	41	42	83	15	2	18	2	4
Mike Gartner	74	35	40	75	63	-5	11	2	4
Craig Laughlin	75	30	45	75	43	24	10	0	4
Bengt Gustafsson	70	23	52	75	26	27	8	4	6
Alan Haworth	71	34	39	73	72	36	7	0	5
Larry Murphy	78	21	44	65	50	2	8	1	2
Bob Carpenter	80	27	29	56	105	-12	7	0	3
Greg Adams	78	18	38	56	152	24	3	0	2
Scott Stevens	73	15	38	53	165	E	3	0	2
Gaetan Duchesne	80	11	28	39	39	10	0	1	3
Bobby Gould	79	19	19	38	26	7	0	3	5
Jorgen Pettersson	70	13	21	34	12	-16	4	0	3
Washington	47	8	16	24	10	-4	2	0	3
Greg Smith	76	5	22	27	94	-11	0	0	0
Washington	14	0	3	3	10	3	0	0	0
Peter Andersson	61	6	16	22	36	-8	3	0	3
Lou Franceschetti	76	7	14	21	131	-4	0	0	2
*Kevin Hatcher	79	9	10	19	119	6	1	0	1
Rod Langway	71	1	17	18	61	27	1	0	0
John Barrett	79	2	15	17	137	-26	0	0	0
Washington	14	0	3	3	12	3	0	0	0
Darren Veitch	62	3	9	12	27	21	0	0	0
Gary Sampson	19	1	4	5	2	-3	0	0	1
Mark Taylor	30	2	1	3	4	-4	0	0	0
Doug Jarvis	25	1	2	3	16	-5	0	0	0
Dwight Schofield	50	1	2	3	127	6	0	0	0
*Stephen Leach	11	1	1	2	2	E	0	0	0
*David Jensen	5	1	0	1	0	1	0	0	0
Daryl Evans	6	0	1	1	0	-1	0	0	0
Grant Martin	11	0	1	1	6	-5	0	0	0
Al Jensen	44	0	1	1	4	E	0	0	0
Bob Mason	1	0	0	0	0	E	0	0	0
*Yvon Corriveau	2	0	0	0	0	-1	0	0	0
*Yves Beaudoin	4	0	0	0	0	-4	0	0	0
Pat Riggan	7	0	0	0	2	E	0	0	0
*Ed Kastelic	15	0	0	0	73	E	0	0	0
Pete Peeters	42	0	2	2	12	E	0	0	0
Washington	34	0	0	0	8	E	0	0	0
Goaltender	GP	MIN	GA	SO	EN	GAA	W-L-T		
Pete Peeters	42	2,506	144	1	3	3.45	22-15-4		
Washington	34	2,021	113	1	3	3.35	19-11-3		
Al Jensen	44	2,437	129	2	3	3.18	28-9-3		
Pat Riggan	7	369	23	0	1	3.74	2-3-1		
Bob Mason	1	16	0	0	0	0.00	1-0-0		

\* Indicates rookie

# 50-23-7, 107 points

Date	Opponent	Result	Record	Pts
10/10	@ NY Rangers	L 2-4	0-1-0	0
10/12	@ New Jersey	L 1-4	0-2-0	0
10/13	Philadelphia	L 2-4	0-3-0	0
10/16	@ Toronto	W 6-5*	1-3-0	2
10/18	@ Buffalo	W 4-1	2-3-0	4
10/19	Buffalo	T 2-2*	2-3-1	5
10/23	@ Calgary	L 2-4	2-4-1	5
10/25	@ Winnipeg	T 7-7*	2-4-2	6
10/27	@ Chicago	W 4-2	3-4-2	8
10/29	St. Louis	W 6-3	4-4-2	10
11/1	NY Islanders	W 5-3	5-4-2	12
11/2	@ NY Islanders	L 3-5	5-5-2	12
11/5	Chicago	W 8-4	6-5-2	14
11/6	@ Pittsburgh	W 4-1	7-5-2	16
11/9	Calgary	L 3-5	7-6-2	16
11/12	Edmonton	W 5-2	8-6-2	18
11/15	Vancouver	W 5-3	9-6-2	20
11/16	@ Boston	T 2-2*	9-6-3	21
11/19	Pittsburgh	W 4-3	10-6-3	23
11/20	@ Pittsburgh	W 3-1	11-6-3	25
11/23	Quebec	W 3-0	12-6-3	27
11/27	Montreal	W 5-3	13-6-3	29
11/29	NY Rangers	L 2-5	13-7-3	29
11/30	New Jersey	W 6-2	14-7-3	31
12/5	St. Louis	W 3-2	15-7-3	33
12/7	Vancouver	W 2-1	16-7-3	35
12/10	Toronto	W 3-2	17-7-3	37
12/14	@ Los Angeles	W 5-4	18-7-3	39
12/17	@ Vancouver	T 4-4*	18-7-4	40
12/18	@ Edmonton	W 5-2	19-7-4	42
12/20	@ Winnipeg	L 4-7	19-8-4	42
12/22	@ Quebec	W 7-5	20-8-4	44
12/26	Quebec	W 4-3	21-8-4	46
12/28	Chicago	L 4-7	21-9-4	46
12/29	@ NY Rangers	L 5-6	21-10-4	46
1/1	NY Rangers	W 3-0	22-10-4	48
1/3	@ New Jersey	W 3-2	23-10-4	50
1/4	New Jersey	W 9-3	24-10-4	52
1/7	Detroit	W 4-3	25-10-4	54
1/9	@ Philadelphia	L 0-4	25-11-4	54
1/11	@ Minnesota	L 3-5	25-12-4	54
1/14	Calgary	L 3-4	25-13-4	54
1/17	@ New Jersey	W 4-3	26-13-4	56
1/18	Philadelphia	W 5-2	27-13-4	58
1/21	Minnesota	W 7-5	28-13-4	60
1/24	NY Islanders	L 5-7	28-14-4	60
1/25	@ Minnesota	W 6-3	29-14-4	62
1/28	@ Detroit	L 0-7	29-15-4	62
1/29	@ Toronto	L 2-5	29-16-4	62
2/1	New Jersey	W 5-4	30-16-4	64
2/2	@ Hartford	W 5-4	31-16-4	66
2/7	Montreal	W 3-2	32-16-4	68
2/8	Edmonton	W 5-4*	33-16-4	70
2/12	@ Pittsburgh	L 1-8	33-17-4	70
2/15	@ Los Angeles	W 4-1	34-17-4	72
2/18	@ NY Islanders	W 5-4	35-17-4	74
2/19	@ Montreal	T 4-4*	35-17-5	75
2/22	@ Philadelphia	L 1-3	35-18-5	75
2/23	@ Buffalo	L 1-4	35-19-5	75
2/25	Detroit	W 4-3*	36-19-5	77
2/27	@ Boston	W 2-1	37-19-5	79
3/1	NY Rangers	W 4-0	38-19-5	81
3/2	@ NY Rangers	W 4-2	39-19-5	83
3/4	New Jersey	W 4-2	40-19-5	85
3/8	@ NY Islanders	W 6-2	41-19-5	87
3/9	NY Islanders	W 3-1	42-19-5	89
3/11	Pittsburgh	W 5-3	43-19-5	91
3/13	@ Philadelphia	L 0-2	43-20-5	91
3/15	@ St. Louis	W 5-4	44-20-5	93
3/17	@ Pittsburgh	W 5-3	45-20-5	95
3/18	Los Angeles	L 2-5	45-21-5	95
3/21	Winnipeg	W 5-3	46-21-5	97
3/23	Philadelphia	W 6-5	47-21-5	99
3/25	Boston	W 6-3	48-21-5	101
3/28	NY Islanders	L 3-4	48-22-5	101
3/29	@ Hartford	T 6-6*	48-22-6	102
4/1	Pittsburgh	W 5-3	49-22-6	104
4/3	Hartford	W 4-2	50-22-6	106
4/5	NY Rangers	T 4-4*	50-22-7	107
4/6	@ Philadelphia	L 3-5	50-23-7	107

\* Denotes overtime game





# 1984-85

	W	L	T	PTS
Home	27	11	2	56
Away	19	14	7	45
1st Half	22	11	7	51
2nd Half	24	14	2	50
October	4	3	2	10
November	5	5	3	13
December	12	2	2	26
January	10	3	0	20
February	7	3	2	16
March	6	8	0	12
April	2	1	0	3

**Head Coach**  
Bryan Murray



**DAVE CHRISTIAN**

Player	GP	G	A	PTS	PIM	+/-	PP	SH	GW
Mike Gartner	80	50	52	102	71	16	17	0	11
Bob Carpenter	80	53	42	95	87	20	12	0	7
Dave Christian	80	26	43	69	14	21	5	0	2
Scott Stevens	80	21	44	65	221	38	16	0	5
Larry Murphy	79	14	42	56	51	42	3	0	0
Craig Laughlin	78	16	34	50	38	10	5	0	3
Alan Haworth	76	23	26	49	48	19	4	0	2
Bengt Gustafsson	51	13	29	42	8	13	6	1	3
Gaetan Duchesne	67	15	23	38	32	16	0	1	1
Mike McEwen	56	11	7	38	42	23	4	0	3
Doug Jarvis	80	9	28	37	32	19	1	1	1
Bobby Gould	78	14	19	33	69	9	0	1	3
Bryan Erickson	57	15	13	28	23	11	1	0	1
Rod Langway	79	4	22	26	54	36	0	0	1
*Gary Sampson	46	10	15	25	13	20	0	1	0
Darren Veitch	75	3	18	21	37	33	2	0	0
Mark Taylor	56	8	11	19	21	-9	0	1	1
Washington	9	1	1	2	2	-2	0	0	0
Greg Adams	51	6	12	18	72	8	0	0	1
Lou Franceschetti	22	4	7	11	45	1	0	0	1
Peter Andersson	57	0	10	10	21	5	0	0	0
*Dean Evason	15	3	4	7	2	9	0	0	1
Paul Gardner	12	2	4	6	6	-2	2	0	0
Glen Currie	44	1	5	6	19	1	0	0	0
Timo Blomqvist	53	1	4	5	51	10	0	0	0
Jim McGeough	11	3	0	3	12	1	0	0	0
*Andre Hidi	6	2	1	3	9	2	1	0	0
Dave Shand	13	1	1	2	34	1	0	0	0
*Kevin Hatcher	2	1	0	1	0	2	0	1	0
Bob Mason	12	0	1	1	0	E	0	0	0
Pat Riffin	57	0	1	1	2	E	0	0	0
Mikko Leinonen	3	0	1	1	2	1	0	0	0
Al Jensen	14	0	0	0	6	E	0	0	0

Goaltender	GP	MIN	GA	SO	EN	GAA	W-L-T
Pat Riffin	57	3,388	168	2	6	2.98	28-20-7
Al Jensen	14	803	34	1	1	2.54	10-3-1
*Bob Mason	12	661	31	1	0	2.81	8-2-1

\* Indicates rookie

# 46-25-9, 101 points

Date	Opponent	Result	Record	Pts
10/11	@ Philadelphia	T 2-2*	0-0-1	1
10/13	Philadelphia	L 2-4	0-1-1	1
10/14	@ Chicago	W 5-3	1-1-1	3
10/16	Los Angeles	W 5-3	2-1-1	5
10/20	NY Rangers	L 5-6	2-2-1	5
10/24	@ Edmonton	T 3-3*	2-2-2	6
10/25	@ Calgary	L 3-5	2-3-2	6
10/28	@ Vancouver	W 5-2	3-3-2	8
10/30	Calgary	W 4-3*	4-3-2	10
11/3	New Jersey	W 6-4	5-3-2	12
11/7	@ NY Rangers	L 3-4	5-4-2	12
11/9	Edmonton	L 5-8	5-5-2	12
11/10	@ New Jersey	T 2-2*	5-5-3	13
11/13	Minnesota	T 3-3*	5-5-4	14
11/16	@ Buffalo	L 2-3	5-6-4	14
11/17	Buffalo	W 3-2	6-6-4	16
11/20	@ NY Islanders	L 3-5	6-7-4	16
11/21	@ Pittsburgh	T 3-3*	6-7-5	17
11/23	NY Islanders	L 1-5	6-8-5	17
11/25	Chicago	W 5-0	7-8-5	19
11/27	@ Quebec	W 9-2	8-8-5	21
11/28	@ NY Rangers	W 2-1	9-8-5	23
12/1	@ Boston	W 5-4*	10-8-5	25
12/2	Pittsburgh	W 9-1	11-8-5	27
12/4	New Jersey	W 4-1	12-8-5	29
12/7	Winnipeg	L 5-7	12-9-5	29
12/9	Detroit	W 4-0	13-9-5	31
12/11	@ St. Louis	T 3-3*	13-9-6	32
12/12	@ Minnesota	W 3-2	14-9-6	34
12/15	NY Rangers	W 4-2	15-9-6	36
12/16	@ NY Rangers	W 6-3	16-9-6	38
12/18	@ Quebec	W 4-1	17-9-6	40
12/20	@ Montreal	T 2-2*	17-9-7	41
12/22	St. Louis	W 7-5	18-9-7	43
12/23	@ Philadelphia	L 4-7	18-10-7	43
12/26	Philadelphia	W 6-0	19-10-7	45
12/27	@ NY Islanders	W 5-4*	20-10-7	47
12/29	Hartford	W 3-2	21-10-7	49
1/1	Boston	W 5-1	22-10-7	51
1/4	Quebec	L 3-5	22-11-7	51
1/8	@ Detroit	W 4-2	23-11-7	53
1/9	@ St. Louis	W 4-2	24-11-7	55
1/12	@ New Jersey	L 3-5	24-12-7	55
1/14	Minnesota	W 6-3	25-12-7	57
1/16	@ Pittsburgh	W 5-4	26-12-7	59
1/17	Pittsburgh	W 6-2	27-12-7	61
1/19	NY Rangers	W 7-1	28-12-7	63
1/23	@ Chicago	W 3-2	29-12-7	65
1/26	@ NY Islanders	W 5-1	30-12-7	67
1/27	NY Islanders	W 5-2	31-12-7	69
1/29	@ Detroit	L 3-4	31-13-7	69
2/1	Toronto	T 3-3*	31-13-8	70
2/3	Winnipeg	W 6-2	32-13-8	72
2/5	@ Toronto	W 4-1	33-13-8	74
2/8	Los Angeles	W 6-1	34-13-8	76
2/9	Philadelphia	L 4-5	34-14-8	76
2/13	@ Winnipeg	L 3-5	34-15-8	76
2/14	@ Calgary	W 4-3	35-15-8	78
2/16	@ Los Angeles	L 2-5	35-16-8	78
2/21	@ Vancouver	W 6-2	36-16-8	80
2/23	@ Edmonton	T 3-3*	36-16-9	81
2/26	Vancouver	W 3-2	37-16-9	83
2/28	@ NY Rangers	W 5-4	38-16-9	85
3/2	Buffalo	L 0-4	38-17-9	85
3/5	New Jersey	W 4-1	39-17-9	87
3/7	@ Philadelphia	L 6-9	39-18-9	87
3/8	Philadelphia	L 2-4	39-19-9	87
3/10	Boston	L 2-3	39-20-9	87
3/14	Toronto	W 4-0	40-20-9	89
3/16	@ NY Islanders	L 4-6	40-21-9	89
3/19	New Jersey	W 4-1	41-21-9	91
3/21	@ Montreal	L 2-3	41-22-9	91
3/22	Montreal	W 3-1	42-22-9	93
3/24	Pittsburgh	W 7-3	43-22-9	95
3/27	Hartford	L 1-3	43-23-9	95
3/28	@ New Jersey	L 2-3	43-24-9	95
3/30	NY Islanders	W 4-3	44-24-9	97
4/4	@ Hartford	L 0-2	44-25-9	97
4/6	@ Pittsburgh	W 7-4	45-25-9	99
4/7	Pittsburgh	W 7-3	46-25-9	101

\* Denotes overtime game

# 1983-84

	W	L	T	PTS
Home	26	11	3	55
Away	22	16	2	46
1st Half	18	19	3	39
2nd Half	30	8	2	62
October	5	7	0	10
November	6	6	1	13
December	7	6	1	15
January	9	2	2	20
February	9	4	0	18
March	11	2	1	23
April	1	0	0	2

**Head Coach**  
Bryan Murray



**DOUG JARVIS**

Player	GP	G	A	PTS	PIM	+/-	PP	SH	GW
Mike Gartner	80	40	45	85	90	23	8	0	7
Dave Christian	80	29	52	81	28	28	9	0	6
Bengt Gustafsson	69	32	43	75	16	29	8	0	5
Bob Carpenter	80	28	40	68	51	-1	8	0	5
Alan Haworth	75	24	31	55	52	14	7	0	5
Craig Laughlin	80	20	32	52	69	4	7	0	3
Larry Murphy	78	13	36	49	50	7	2	0	2
Washington	72	13	33	46	50	12	2	0	2
Scott Stevens	78	13	32	45	201	25	7	0	2
Doug Jarvis	80	13	29	42	12	6	0	2	0
Bobby Gould	78	21	19	40	74	-3	4	0	4
Gaetan Duchesne	79	17	19	36	29	15	3	2	1
Glen Currie	80	12	24	36	20	8	0	2	2
Rod Langway	80	9	24	33	61	14	1	2	2
*Bryan Erickson	45	12	17	29	16	10	4	0	2
Darren Veitch	46	6	18	24	17	1	4	0	0
Timo Blomqvist	65	1	19	20	84	17	0	0	0
Dave Shand	72	4	15	19	124	23	0	0	0
Chris Valentine	22	6	5	11	21	-8	2	0	1
*Peter Andersson	42	3	7	10	20	12	2	0	0
Greg Adams	57	2	6	8	133	1	0	0	0
Gary McAdam	24	1	5	6	12	E	0	0	1
Greg Theberge	13	1	2	3	4	-4	1	0	0
*Gary Sampson	15	1	1	2	6	1	0	0	0
Paul MacKinnon	12	0	1	1	4	-6	0	0	0
Brian Engblom	6	0	1	1	8	-5	0	0	0
Ken Houston	4	0	0	0	4	-2	0	0	0
Al Jensen	43	0	0	0	22	E	0	0	0
Pat Riggins	41	0	0	0	4	E	0	0	0
*Dean Evason	2	0	0	0	2	E	0	0	0
Lou Franceschetti	2	0	0	0	0	-2	0	0	0
*Andre Hidi	1	0	0	0	0	E	0	0	0

Goaltender	GP	MIN	GA	SO	EN	GAA	W-L-T
Al Jensen	43	2,414	117	4	3	2.91	25-13-3
Pat Riggins	41	2,299	102	4	1	2.66	21-14-2
Bob Mason	2	120	3	0	0	1.50	2-0-0
Dave Parro	1	1	0	0	0	0.00	0-0-0

\* Indicates rookie

# 48-27-5, 101 points

Date	Opponent	Result	Record	Pts
10/6	@ Philadelphia	L 1-4	0-1-0	0
10/8	NY Islanders	L 7-8*	0-2-0	0
10/9	@ Buffalo	L 2-5	0-3-0	0
10/13	@ NY Rangers	L 3-4	0-4-0	0
10/14	Pittsburgh	L 0-4	0-5-0	0
10/16	Quebec	L 2-4	0-6-0	0
10/19	@ Hartford	L 0-3	0-7-0	0
10/22	Philadelphia	W 4-1	1-7-0	2
10/25	@ Pittsburgh	W 1-0	2-7-0	4
10/26	@ New Jersey	W 2-0	3-7-0	6
10/29	@ Minnesota	W 6-1	4-7-0	8
10/30	@ Winnipeg	W 7-3	5-7-0	10
11/2	@ Edmonton	L 3-11	5-8-0	10
11/4	Vancouver	W 5-4*	6-8-0	12
11/6	Detroit	W 3-2	7-8-0	14
11/9	Edmonton	L 4-7	7-9-0	14
11/12	NY Rangers	W 7-4	8-9-0	16
11/13	@ Boston	L 2-4	8-10-0	16
11/16	@ NY Rangers	L 1-4	8-11-0	16
11/18	NY Islanders	W 7-1	9-11-0	18
11/19	@ NY Islanders	L 2-6	9-12-0	18
11/23	Chicago	T 2-2*	9-12-1	19
11/25	NY Rangers	W 3-1	10-12-1	21
11/26	@ Montreal	W 5-2	11-12-1	23
11/29	@ Quebec	L 3-6	11-13-1	23
12/1	New Jersey	W 8-4	12-13-1	25
12/2	@ New Jersey	T 2-2*	12-13-2	26
12/4	Boston	L 1-4	12-14-2	26
12/7	@ NY Rangers	L 5-7	12-15-2	26
12/8	Calgary	W 4-3	13-15-2	28
12/10	Montreal	W 2-0	14-15-2	30
12/15	@ Philadelphia	L 4-9	14-16-2	30
12/17	@ Toronto	W 3-1	15-16-2	32
12/18	Los Angeles	W 5-0	16-16-2	34
12/22	@ NY Islanders	L 1-6	16-17-2	34
12/23	NY Islanders	W 7-3	17-17-2	36
12/26	Philadelphia	L 4-5	17-18-2	36
12/28	Detroit	L 2-3*	17-19-2	36
12/31	@ New Jersey	W 3-2	18-19-2	38
1/2	NY Rangers	T 2-2*	18-19-3	39
1/5	St. Louis	W 5-1	19-19-3	41
1/7	Buffalo	L 2-4	19-20-3	41
1/8	@ Philadelphia	W 7-1	20-20-3	43
1/11	@ Los Angeles	W 4-2	21-20-3	45
1/13	@ Vancouver	W 6-4	22-20-3	47
1/15	@ Calgary	L 2-3	22-21-3	47
1/17	Winnipeg	W 8-3	23-21-3	49
1/20	Chicago	W 5-3	24-21-3	51
1/21	@ Pittsburgh	W 3-2	25-21-3	53
1/25	@ Buffalo	T 2-2*	25-21-4	54
1/27	Toronto	W 6-1	26-21-4	56
1/28	@ Toronto	W 8-0	27-21-4	58
2/2	@ New Jersey	W 2-0	28-21-4	60
2/3	Montreal	W 4-1	29-21-4	62
2/5	Edmonton	W 9-2	30-21-4	64
2/8	Calgary	W 6-1	31-21-4	66
2/11	Philadelphia	W 6-3	32-21-4	68
2/13	@ Minnesota	W 4-0	33-21-4	70
2/16	@ Los Angeles	W 4-2	34-21-4	72
2/18	@ St. Louis	W 4-2	35-21-4	74
2/19	@ Winnipeg	L 3-4*	35-22-4	74
2/22	@ Chicago	L 2-4	35-23-4	74
2/25	@ Detroit	L 1-4	35-24-4	74
2/26	@ Hartford	W 4-3	36-24-4	76
2/28	Vancouver	L 2-3	36-25-4	76
3/1	Pittsburgh	W 9-1	37-25-4	78
3/3	NY Rangers	W 5-1	38-25-4	80
3/5	@ Pittsburgh	W 5-2	39-25-4	82
3/7	Hartford	W 4-2	40-25-4	84
3/9	Quebec	W 5-3	41-25-4	86
3/11	@ Boston	W 2-1	42-25-4	88
3/14	New Jersey	T 3-3*	42-25-5	89
3/17	@ NY Islanders	W 2-1	43-25-5	91
3/18	St. Louis	L 3-5	43-26-5	91
3/21	Minnesota	W 5-1	44-26-5	93
3/24	Pittsburgh	W 6-0	45-26-5	95
3/25	@ Pittsburgh	W 4-3	46-26-5	97
3/28	New Jersey	W 6-2	47-26-5	99
3/31	NY Islanders	L 1-3	47-27-5	99
4/1	@ Philadelphia	W 4-1	48-27-5	101

\* Denotes overtime game



# 1982-83

	W	L	T	PTS
Home	22	12	6	50
Away	17	13	10	44
1st Half	19	11	10	48
2nd Half	20	14	6	46
October	3	6	1	7
November	5	3	5	15
December	9	1	4	22
January	7	6	2	16
February	6	4	2	14
March	8	4	2	18
April	1	1	0	2

**Head Coach**  
Bryan Murray



**MIKE GARTNER**

Player	GP	G	A	PTS	PIM	+/-	PP	SH	GW
Dennis Maruk	80	31	50	81	71	-22	12	0	2
Mike Gartner	73	38	38	76	54	-3	10	1	3
Bob Carpenter	80	32	37	69	64	E	14	0	4
Bengt Gustafsson	67	22	42	64	16	5	2	0	4
Alan Haworth	74	23	27	50	34	-4	5	0	2
*Milan Novy	73	18	30	48	16	4	3	0	3
Craig Laughlin	75	17	27	44	41	-8	5	0	3
Bobby Gould	80	22	18	40	43	16	0	0	6
Ken Houston	71	25	14	39	93	-7	9	0	0
Glen Currie	68	11	28	39	20	18	0	0	2
Gaetan Duchesne	77	18	19	37	52	16	0	1	5
Greg Theberge	70	8	28	36	20	-1	7	0	1
Rod Langway	80	3	29	32	75	-2	1	0	0
Doug Jarvis	80	8	22	30	10	-11	0	1	0
Brian Engblom	73	5	22	27	59	-5	4	0	0
*Scott Stevens	77	9	16	25	195	12	0	0	0
Timo Blomqvist	61	1	17	18	67	16	1	0	1
Chris Valentine	23	7	10	17	14	-2	1	0	1
Ted Bulley	39	4	9	13	47	-3	0	0	1
Darren Veitch	10	0	8	8	0	E	0	0	0
Randy Holt	70	0	8	8	275	-5	0	0	0
Paul MacKinnon	19	2	2	4	8	1	1	0	0
Torrie Robertson	5	2	0	2	4	-2	0	0	1
Lee Norwood	8	0	1	1	14	-3	0	0	0
Doug Hicks	6	0	0	0	7	-3	0	0	0
Al Jensen	40	0	0	0	6	E	0	0	0
Pat Riggin	38	0	0	0	4	E	0	0	0
*Eric Calder	1	0	0	0	0	E	0	0	0

Goaltender	GP	MIN	GA	SO	EN	GAA	W-L-T
Al Jensen	40	2,358	135	1#	1	3.43	22-12-6
Pat Riggin	38	2,161	121	0#	4	3.36	16-9-9
Dave Parro	6	261	19	0	1	4.37	1-3-1
Robbie Moore	1	20	1	0	1	3.00	0-1-0

# Shared team shutout on 4/3

\* Indicates rookie

# 39-25-16, 94 points

Date	Opponent	Result	Record	Pts
10/6	@ NY Rangers	W 5-4	1-0-0	2
10/9	Philadelphia	L 2-3	1-1-0	2
10/10	@ Philadelphia	L 4-6	1-2-0	2
10/13	@ Toronto	W 5-3	2-2-0	4
10/16	Buffalo	L 2-9	2-3-0	4
10/20	Montreal	T 3-3	2-3-1	5
10/21	@ NY Islanders	L 3-6	2-4-1	5
10/23	Minnesota	L 1-3	2-5-1	5
10/27	@ Pittsburgh	L 5-7	2-6-1	5
10/30	@ St. Louis	W 6-5	3-6-1	7
11/3	@ Chicago	T 3-3	3-6-2	8
11/5	St. Louis	L 3-4	3-7-2	8
11/7	Hartford	W 6-2	4-7-2	10
11/8	@ New Jersey	T 2-2	4-7-3	11
11/10	New Jersey	W 3-0	5-7-3	13
11/13	NY Islanders	W 3-1	6-7-3	15
11/16	Calgary	W 5-3	7-7-3	17
11/19	@ Winnipeg	T 3-3	7-7-4	18
11/21	@ Vancouver	L 3-5	7-8-4	18
11/23	@ Calgary	L 3-6	7-9-4	18
11/24	@ Edmonton	T 3-3	7-9-5	19
11/26	Toronto	W 5-3	8-9-5	21
11/28	NY Islanders	T 3-3	8-9-6	22
12/2	Pittsburgh	W 5-4	9-9-6	24
12/4	Chicago	W 4-2	10-9-6	26
12/7	Winnipeg	T 3-3	10-9-7	27
12/9	@ New Jersey	W 6-4	11-9-7	29
12/10	NY Rangers	T 4-4	11-9-8	30
12/12	Boston	W 4-3	12-9-8	32
12/14	Los Angeles	W 7-2	13-9-8	34
12/16	@ Minnesota	T 4-4	13-9-9	35
12/18	@ Pittsburgh	W 3-1	14-9-9	37
12/19	@ Philadelphia	W 3-1	15-9-9	39
12/23	@ NY Islanders	W 5-1	16-9-9	41
12/26	Philadelphia	L 3-6	16-10-9	41
12/28	Pittsburgh	W 6-3	17-10-9	43
12/30	@ Hartford	T 4-4	17-10-10	44
1/1	NY Rangers	L 2-7	17-11-10	44
1/2	@ Quebec	W 7-4	18-11-10	46
1/5	@ Detroit	W 5-2	19-11-10	48
1/6	Toronto	L 1-3	19-12-10	48
1/8	@ St. Louis	T 3-3	19-12-11	49
1/11	Los Angeles	L 7-9	19-13-11	49
1/14	@ Buffalo	L 2-3	19-14-11	49
1/15	Buffalo	L 2-4	19-15-11	49
1/18	Philadelphia	W 4-1	20-15-11	51
1/19	@ Chicago	W 6-4	21-15-11	53
1/21	Quebec	L 4-5	21-16-11	53
1/23	New Jersey	W 3-1	22-16-11	55
1/26	@ Pittsburgh	W 6-2	23-16-11	57
1/28	Pittsburgh	W 7-2	24-16-11	59
1/29	@ Montreal	T 3-3	24-16-12	60
2/1	Detroit	W 5-2	25-16-12	62
2/3	Minnesota	W 3-1	26-16-12	64
2/5	New Jersey	W 5-4	27-16-12	66
2/6	@ Quebec	T 4-4	27-16-13	67
2/10	@ NY Islanders	L 3-8	27-17-13	67
2/13	Winnipeg	W 6-1	28-17-13	69
2/16	@ NY Rangers	L 4-5	28-18-13	69
2/18	@ Vancouver	W 2-1	29-18-13	71
2/19	@ Los Angeles	T 3-3	29-18-14	72
2/23	@ Edmonton	L 3-6	29-19-14	72
2/24	@ Calgary	W 4-2	30-19-14	74
2/26	@ Montreal	L 1-4	30-20-14	74
3/2	Edmonton	L 3-5	30-21-14	74
3/3	@ NY Rangers	W 4-3	31-21-14	76
3/5	Philadelphia	W 4-3	32-21-14	78
3/8	@ New Jersey	W 5-4	33-21-14	80
3/12	@ NY Islanders	L 2-6	33-22-14	80
3/13	Boston	W 6-4	34-22-14	82
3/16	Hartford	W 5-4	35-22-14	84
3/17	@ Boston	W 2-1	36-22-14	86
3/20	@ Philadelphia	W 3-2	37-22-14	88
3/23	Vancouver	T 1-1	37-22-15	89
3/24	New Jersey	W 5-3	38-22-15	91
3/26	Pittsburgh	T 4-4	38-22-16	92
3/27	@ NY Rangers	L 4-5	38-23-16	92
3/30	NY Islanders	L 1-7	38-24-16	92
4/1	@ Detroit	L 7-8	38-25-16	92
4/3	NY Rangers	W 3-0	39-25-16	94

\* Postponed from February 11 due to weather



# 1981-82

	W	L	T	PTS
Home	16	16	8	40
Away	10	25	5	25
1st Half	12	25	3	27
2nd Half	14	16	10	38
October	1	11	0	2
November	5	4	2	12
December	4	9	1	9
January	4	5	5	13
February	6	6	1	13
March	4	6	4	12
April	2	0	0	4

## Head Coach

Gary Green: 1-12-0

Roger Crozier (Nov. 5): 0-1-0

Bryan Murray (Nov. 11): 25-28-13



**BOB CARPENTER**

Player	GP	G	A	PTS	PIM	+/-	PP	SH	GW
Dennis Maruk	80	60	76	136	128	-7	20	2	1
Ryan Walter	78	38	49	87	142	-3	19	1	3
Mike Gartner	80	35	45	80	121	-12	5	2	5
Ryan Walter	80	24	44	68	150	-10	4	2	1
*Bob Carpenter	80	32	35	67	69	-24	7	1	3
*Chris Valentine	60	30	37	67	92	-17	18	0	5
Bengt Gustafsson	70	26	34	60	40	-22	3	0	2
Darren Veitch	67	9	44	53	54	-17	5	0	1
Greg Theberge	57	5	32	37	49	-9	3	0	0
Bobby Gould	76	21	13	34	73	-3	1	0	2
Washington	60	18	13	31	69	-1	1	0	1
Rick Green	65	3	25	28	93	-12	1	0	0
Terry Murray	74	3	22	25	60	-15	0	0	0
Doug Hicks	51	3	21	24	66	-1	1	0	0
Washington	12	0	1	1	11	-7	0	0	0
*Gaetan Duchesne	74	9	14	23	46	-6	0	0	1
*Torrie Robertson	54	8	13	21	204	-1	3	0	0
Lee Norwood	28	7	10	17	127	8	3	0	1
Washington	26	7	10	17	125	7	3	0	1
Tim Tookey	28	8	8	16	3	-9	4	0	0
Glen Currie	43	7	7	14	14	-1	0	1	0
Wes Jarvis	26	1	12	13	18	5	0	0	0
*Lou Franceschetti	30	2	10	12	23	-4	0	0	1
*Timo Blomqvist	44	1	11	12	62	-17	0	0	0
Paul MacKinnon	39	2	9	11	35	-8	0	0	0
Randy Holt	61	2	6	8	259	-10	0	0	0
Washington	53	2	6	8	250	-7	0	0	0
Jim McTaggart	19	2	4	6	20	-3	0	1	1
Tony Cassolato	12	1	4	5	4	1	0	0	0
Bob Kelly	16	0	4	4	12	-12	0	0	0
*Todd Bidner	12	2	1	3	7	1	0	0	1
Jean Pronovost	10	1	2	3	4	-8	0	0	0
Pat Ribble	15	1	2	3	16	-3	0	0	0
Washington	12	1	2	3	14	-5	0	0	0
Alan Hangsleben	17	1	1	2	19	-3	0	0	0
Tom Rowe	6	1	1	2	18	1	0	0	0
Howard Walker	16	0	2	2	26	-9	0	0	0
*Al Jensen	26	0	2	2	6	E	0	0	0
*Mike Silta	3	1	0	1	2	-1	0	0	0
Mike Palmateer	11	0	1	1	6	E	0	0	0
Dave Parro	52	0	1	1	4	E	0	0	0
Orest Kindrachuk	4	1	0	1	2	1	1	0	0
Pierre Bouchard	1	0	0	0	10	-2	0	0	0
*Tony Camazzola	3	0	0	0	4	1	0	0	0
*Jay Johnston	6	0	0	0	4	-2	0	0	0
*Harvie Pocz	2	0	0	0	2	-2	0	0	0
*Eric Calder	1	0	0	0	0	E	0	0	0
Errol Rausse	2	0	0	0	0	-2	0	0	0
*Jim McGeough	4	0	0	0	0	-2	0	0	0

Goaltender	GP	MIN	GA	SO	EN	GAA	W-L-T
Al Jensen	26	1,274	81	0	0	3.81	8-8-4
Dave Parro	52	2,942	206	1	4	4.20	16-26-7
Mike Palmateer	11	584	47	0	0	4.83	2-7-2

\* Indicates rookie


# 26-41-13, 65 points

Date	Opponent	Result	Record	Pts
10/7	@ Buffalo	L 3-5	0-1-0	0
10/10	Detroit	W 6-3	1-1-0	2
10/11	@ Boston	L 3-6	1-2-0	2
10/14	Philadelphia	L 4-5	1-3-0	2
10/15	@ Philadelphia	L 2-5	1-4-0	2
10/17	Buffalo	L 2-4	1-5-0	2
10/21	Quebec	L 3-6	1-6-0	2
10/23	NY Islanders	L 2-4	1-7-0	2
10/24	@ NY Islanders	L 4-6	1-8-0	2
10/28	@ Vancouver	L 0-3	1-9-0	2
10/29	@ Los Angeles	L 3-4	1-10-0	2
10/31	@ Colorado	L 4-6	1-11-0	2
11/4	Minnesota	L 1-6	1-12-0	2
11/7	NY Rangers	L 1-3	1-13-0	2
11/11	Pittsburgh	L 2-3	1-14-0	2
11/13	Detroit	T 3-3	1-14-1	3
11/14	@ Hartford	W 4-0	2-14-1	5
11/18	Colorado	W 7-1	3-14-1	7
11/21	Philadelphia	W 10-4	4-14-1	9
11/22	@ Philadelphia	W 3-2	5-14-1	11
11/25	@ Minnesota	T 4-4	5-14-2	12
11/27	Montreal	W 5-2	6-14-2	14
11/28	@ Hartford	L 2-6	6-15-2	14
12/2	Calgary	W 9-3	7-15-2	16
12/4	Winnipeg	W 7-3	8-15-2	18
12/5	@ Toronto	L 4-9	8-16-2	18
12/9	@ Chicago	L 3-7	8-17-2	18
12/11	Toronto	W 11-2	9-17-2	20
12/12	@ Pittsburgh	L 4-7	9-18-2	20
12/14	@ Montreal	L 3-6	9-19-2	20
12/17	@ NY Islanders	L 1-4	9-20-2	20
12/19	Chicago	L 4-6	9-21-2	20
12/20	@ NY Rangers	W 3-2	10-21-2	22
12/23	Boston	L 4-7	10-22-2	22
12/26	NY Rangers	T 4-4	10-22-3	23
12/27	@ Buffalo	L 2-3	10-23-3	23
12/30	@ Pittsburgh	L 2-6	10-24-3	23
1/2	Vancouver	W 5-2	11-24-3	25
1/3	@ NY Rangers	W 4-3	12-24-3	27
1/5	@ Quebec	L 0-3	12-25-3	27
1/7	Los Angeles	T 3-3	12-25-4	28
1/9	@ St. Louis	L 4-7	12-26-4	28
1/13	Edmonton	T 6-6	12-26-5	29
1/16	@ Detroit	T 5-5	12-26-6	30
1/17	NY Islanders	T 2-2	12-26-7	31
1/20	@ Winnipeg	L 0-3	12-27-7	31
1/23	@ Boston	L 1-3	12-28-7	31
1/24	@ NY Rangers	T 4-4	12-28-8	32
1/27	NY Rangers	L 4-5	12-29-8	32
1/30	Chicago	W 5-2	13-29-8	34
1/31	Pittsburgh	W 8-3	14-29-8	36
2/2	@ NY Islanders	L 6-7	14-30-8	36
2/4	NY Islanders	L 2-5	14-31-8	36
2/6	@ Pittsburgh	W 6-4	15-31-8	38
2/7	Quebec	T 5-5	15-31-9	39
2/11	@ Calgary	W 5-3	16-31-9	41
2/12	@ Edmonton	L 3-5	16-32-9	41
2/14	@ Colorado	L 3-5	16-33-9	41
2/17	@ Los Angeles	W 5-2	17-33-9	43
2/20	@ Minnesota	L 3-7	17-34-9	43
2/21	@ Winnipeg	W 6-3	18-34-9	45
2/25	St. Louis	W 9-1	19-34-9	47
2/27	Hartford	W 7-1	20-34-9	49
2/28	Edmonton	L 1-4	20-35-9	49
3/3	St. Louis	W 8-4	21-35-9	51
3/5	Calgary	W 8-6	22-35-9	53
3/7	@ Philadelphia	L 1-7	22-36-9	53
3/10	Pittsburgh	L 2-7	22-37-9	53
3/13	Philadelphia	W 6-3	23-37-9	55
3/14	@ NY Rangers	T 5-5	23-37-10	56
3/17	Vancouver	T 6-6	23-37-11	57
3/20	NY Rangers	L 3-4	23-38-11	57
3/21	NY Islanders	L 2-3	23-39-11	57
3/23	@ NY Islanders	L 1-8	23-40-11	57
3/25	@ Philadelphia	W 4-3	24-40-11	59
3/27	Philadelphia	T 4-4	24-40-12	60
3/28	Pittsburgh	L 5-6	24-41-12	60
3/31	@ Pittsburgh	T 4-4	24-41-13	61
4/3	@ Toronto	W 6-4	25-41-13	63
4/4	Montreal	W 3-1	26-41-13	65

# 1980-81

	W	L	T	PTS
Home	16	17	7	39
Away	10	19	11	31
1st Half	13	16	11	37
2nd Half	13	20	7	33
October	3	4	3	9
November	5	2	6	16
December	5	7	2	12
January	5	8	1	11
February	1	7	4	6
March	5	7	2	12
April	2	1	0	4

**Head Coach**  
Gary Green



**DENNIS MARUK**

Player	GP	G	A	PTS	PIM	+/-	PP	SH	GW
Dennis Maruk	80	50	47	97	87	-6	16	2	5
Mike Gartner	80	48	46	94	100	-4	13	0	3
Ryan Walter	80	24	45	69	150	-10	4	0	1
Bob Kelly	80	26	36	62	157	-13	8	0	4
Jean Pronovost	80	22	36	58	61	-9	6	1	4
Bengt Gustafsson	72	21	34	55	26	11	4	2	1
Dennis Ververgaert	79	14	27	41	40	-4	2	0	2
Rick Green	65	8	23	31	91	-15	2	0	1
*Darren Veitch	59	4	21	25	46	-12	1	0	1
Alan Hangsleben	76	5	19	24	198	-6	0	0	0
*Tim Tookey	29	10	13	23	18	-6	6	0	1
Wes Jarvis	55	9	14	23	30	-10	0	1	0
Paul Mulvey	55	7	14	21	166	-9	1	0	0
Glen Currie	40	5	13	18	16	-5	2	1	0
Guy Charron	47	5	13	18	2	-5	2	1	0
Pat Ribble	67	3	15	18	103	-14	3	0	1
Rolf Edberg	45	8	8	16	6	1	0	0	0
*Howard Walker	64	2	10	12	100	8	2	0	0
Rick Smith	51	5	6	11	42	2	2	0	2
Washington	40	5	4	9	36	7	2	0	2
Pierre Bouchard	50	3	7	10	28	-18	0	0	0
Mike Palmateer	49	0	8	8	17	E	0	0	0
*Jim McTaggart	52	1	6	7	185	-4	0	0	0
Yvon Labre	25	2	4	6	100	-2	0	0	0
Mark Lofthouse	3	1	1	2	4	E	0	0	0
Errol Rausse	5	1	1	2	0	1	0	0	0
Greg Theberge	1	1	0	1	0	-2	0	0	0
*Archie Henderson	7	1	0	1	28	-1	0	0	0
*Dwayne Lowdermilk	2	0	1	1	2	-1	0	0	0
*Dave Parro	18	0	1	1	2	E	0	0	0
*Jay Johnston	2	0	0	0	9	E	0	0	0
Tony Cassolato	2	0	0	0	0	E	0	0	0
*Torrie Robertson	3	0	0	0	0	-2	0	0	0
Paul MacKinnon	14	0	0	0	22	5	0	0	0
Wayne Stephenson	20	0	0	0	4	E	0	0	0
Rollie Boutin	2	0	0	0	0	E	0	0	0
Gary Inness	3	0	0	0	0	E	0	0	0

Goaltender	GP	MIN	GA	SO	EN	GAA	W-L-T
Mike Palmateer	49	2,679	172	2	6	3.85	18-19-9
Wayne Stephenson	20	1,010	66	1	0	3.92	4-7-5
*Dave Parro	18	811	49	1	2	3.63	4-7-2
Gary Inness	3	180	9	0	1	3.00	0-1-2
Rollie Boutin	2	120	11	0	1	5.50	0-2-0

\* Indicates rookie

# 26-36-18, 70 points

Date	Opponent	Result	Record	Pts
10/10	Winnipeg	W 4-1	1-0-0	2
10/12	NY Islanders	L 1-2	1-1-0	2
10/15	Montreal	T 3-3	1-1-1	3
10/18	NY Rangers	W 8-2	2-1-1	5
10/19	@ Chicago	L 4-8	2-2-1	5
10/21	Chicago	W 2-0	3-2-1	7
10/24	St. Louis	L 2-3	3-3-1	7
10/25	@ St. Louis	T 3-3	3-3-2	8
10/29	@ Los Angeles	L 2-4	3-4-2	8
10/30	@ Colorado	T 5-5	3-4-3	9
11/1	@ Edmonton	T 2-2	3-4-4	10
11/2	@ Winnipeg	T 4-4	3-4-5	11
11/5	Los Angeles	L 3-5	3-5-5	11
11/8	Buffalo	T 3-3	3-5-6	12
11/9	@ Buffalo	T 3-3	3-5-7	13
11/12	@ Pittsburgh	W 3-1	4-5-7	15
11/15	@ Hartford	W 8-4	5-5-7	17
11/18	@ Quebec	L 2-6	5-6-7	17
11/20	Calgary	W 4-2	6-6-7	19
11/22	Boston	T 2-2	6-6-8	20
11/26	@ Detroit	T 7-7	6-6-9	21
11/28	Toronto	W 6-2	7-6-9	23
11/29	@ Toronto	W 7-3	8-6-9	25
12/3	Minnesota	T 3-3	8-6-10	26
12/6	Colorado	W 8-6	9-6-10	28
12/7	@ Boston	L 3-7	9-7-10	28
12/9	Vancouver	L 2-4	9-8-10	28
12/10	@ NY Rangers	L 2-6	9-9-10	28
12/12	Pittsburgh	L 2-6	9-10-10	28
12/14	Detroit	L 4-5	9-11-10	28
12/17	Edmonton	W 5-2	10-11-10	30
12/20	Philadelphia	L 2-5	10-12-10	30
12/21	@ Philadelphia	W 6-0	11-12-10	32
12/26	NY Rangers	W 7-3	12-12-10	34
12/27	@ Montreal	L 4-7	12-13-10	34
12/30	@ Vancouver	T 3-3	12-13-11	35
12/31	@ Winnipeg	W 5-3	13-13-11	37
1/3	@ Minnesota	L 0-3	13-14-11	37
1/4	Philadelphia	L 1-8	13-15-11	37
1/7	@ Edmonton	L 3-6	13-16-11	37
1/8	@ Calgary	L 0-6	13-17-11	37
1/10	@ Minnesota	L 2-3	13-18-11	37
1/12	@ Colorado	W 2-1	14-18-11	39
1/15	Los Angeles	W 3-0	15-18-11	41
1/17	@ NY Islanders	L 4-6	15-19-11	41
1/18	Hartford	W 3-2	16-19-11	43
1/21	Minnesota	L 1-2	16-20-11	43
1/24	Buffalo	L 4-7	16-21-11	43
1/27	Winnipeg	W 4-3	17-21-11	45
1/29	Vancouver	W 3-1	18-21-11	47
1/31	@ Pittsburgh	T 4-4	18-21-12	48
2/1	Edmonton	W 7-4	19-21-12	50
2/3	@ Vancouver	T 3-3	19-21-13	51
2/5	@ Calgary	L 2-5	19-22-13	51
2/7	@ Los Angeles	T 4-4	19-22-14	52
2/12	@ Buffalo	L 3-6	19-23-14	52
2/14	@ Montreal	L 1-6	19-24-14	52
2/18	Chicago	T 5-5	19-24-15	53
2/21	@ NY Rangers	L 4-6	19-25-15	53
2/22	Quebec	L 7-11	19-26-15	53
2/25	@ Chicago	T 2-2	19-26-16	54
2/26	Pittsburgh	L 5-7	19-27-16	54
2/28	@ St. Louis	L 4-7	19-28-16	54
3/3	Calgary	L 3-6	19-29-16	54
3/4	@ Quebec	L 4-7	19-30-16	54
3/8	Toronto	W 7-3	20-30-16	56
3/10	Colorado	W 4-3	21-30-16	58
3/11	@ Hartford	W 5-2	22-30-16	60
3/13	Boston	L 1-7	22-31-16	60
3/14	@ Toronto	L 3-5	22-32-16	60
3/18	Quebec	L 4-6	22-33-16	60
3/21	St. Louis	T 3-3	22-33-17	61
3/22	Montreal	T 2-2	22-33-18	62
3/24	@ Philadelphia	W 5-2	23-33-18	64
3/26	@ Detroit	W 2-0	24-33-18	66
3/27	Hartford	L 3-5	24-34-18	66
3/29	NY Islanders	L 4-5	24-35-18	66
4/2	@ Boston	W 3-2	25-35-18	68
4/4	@ NY Islanders	L 1-4	25-36-18	68
4/5	Detroit	W 7-2	26-36-18	70

# 1979-80

	W	L	T	PTS
Home	20	14	6	46
Away	7	26	7	21
1st Half	11	23	6	28
2nd Half	16	17	7	39
October	3	6	1	7
November	1	10	3	5
December	5	7	1	11
January	4	5	3	11
February	6	5	2	14
March	7	6	2	16
April	1	1	1	3

## Head Coach

Dan Belisle: 4-10-2

Gary Green (Nov. 14): 23-30-11



**BENKT GUSTAFSSON**

Player	GP	G	A	PTS	PIM	+/-	PP	SH	GW
Mike Gartner	77	36	32	68	66	16	4	0	3
Ryan Walter	80	24	42	66	106	-2	12	1	1
*Benkt Gustafsson	80	22	38	60	17	-15	6	1	3
Robert Picard	78	11	43	54	122	-18	5	0	1
Rolf Edberg	63	23	23	46	12	-3	4	1	7
Alan Hangsleben	74	13	22	35	114	11	2	0	2
Washington	37	10	7	17	45	2	2	0	1
Paul Mulvey	77	15	19	34	240	-7	2	0	3
Mark Lofthouse	68	15	18	33	20	-3	1	0	1
Bob Sirois	49	15	17	32	18	-7	4	1	2
Guy Charron	33	11	20	31	6	-3	5	0	1
Dennis Maruk	27	10	17	27	8	E	1	1	0
Tom Rowe	61	16	21	37	106	-14	5	0	3
Washington	37	10	7	17	45	2	2	0	1
Wes Jarvis	63	11	15	26	8	-2	0	0	0
Rick Green	71	4	20	24	52	-10	0	0	1
*Antero Lehtonen	65	9	12	21	14	-3	2	0	1
Mike Kaszycki	28	7	10	17	10	-5	1	0	0
Leif Svensson	47	4	11	15	21	-11	0	0	0
Pierre Bouchard	54	5	9	14	16	-9	0	0	0
*Paul MacKinnon	63	1	11	12	22	-1	0	0	0
Pat Ribble	55	2	9	11	52	-15	0	0	0
Washington	19	1	5	6	30	2	0	0	0
*Errol Rausse	24	6	2	8	0	4	0	0	0
Peter Scamurra	23	3	5	8	6	E	1	0	0
Greg Polis	28	1	5	6	19	-6	0	0	0
Yvon Labre	18	0	5	5	38	3	0	0	0
*Tim Coulis	19	1	2	3	27	-6	0	0	0
*Glen Currie	32	2	0	2	2	-2	0	0	0
Dennis Hextall	15	1	1	2	49	-5	0	0	0
Wayne Stephenson	56	0	2	2	20	E	0	0	0
Tony Cassolato	9	0	2	2	0	2	0	0	0
*Brent Tremblay	9	1	0	1	6	1	0	0	0
Gary Rissling	11	0	1	1	49	-6	0	0	0
*Rollie Boutin	18	0	1	1	6	E	0	0	0
*Greg Theberge	12	0	1	1	0	-3	0	0	0
Gary Inness	14	0	0	0	2	E	0	0	0
*Harvie Poczca	1	0	0	0	0	E	0	0	0

Goaltender	GP	MIN	GA	SO	EN	GAA	W-L-T
Wayne Stephenson	56	3,146	187	0	5	3.57	18-24-10
*Rollie Boutin	18	927	54	0	0	3.50	7-7-1
Gary Inness	14	727	44	0	3	3.63	2-9-2

\* Indicates rookie

# 27-40-13, 67 points

Date	Opponent	Result	Record	Pts
10/11	@ Buffalo	L 3-6	0-1-0	0
10/13	Boston	L 2-5	0-2-0	0
10/14	@ NY Rangers	W 5-3	1-2-0	2
10/16	Los Angeles	W 8-6	2-2-0	4
10/19	Toronto	L 3-5	2-3-0	4
10/20	@ Pittsburgh	L 1-5	2-4-0	4
10/24	@ Los Angeles	L 3-5	2-5-0	4
10/27	@ Vancouver	L 3-5	2-6-0	4
10/28	@ Edmonton	W 6-4	3-6-0	6
10/30	Montreal	T 2-2	3-6-1	7
11/2	@ Winnipeg	T 1-1	3-6-2	8
11/3	@ Minnesota	L 1-7	3-7-2	8
11/5	@ Montreal	L 0-2	3-8-2	8
11/7	Winnipeg	W 6-3	4-8-2	10
11/10	Buffalo	L 3-5	4-9-2	10
11/13	Edmonton	L 3-5	4-10-2	10
11/15	@ Boston	L 2-3	4-11-2	10
11/16	Detroit	L 2-4	4-12-2	10
11/18	Atlanta	L 2-4	4-13-2	10
11/20	@ Colorado	T 3-3	4-13-3	11
11/21	@ Chicago	L 0-4	4-14-3	11
11/24	Buffalo	L 1-6	4-15-3	11
11/25	@ Quebec	T 2-2	4-15-4	12
11/28	Toronto	L 2-4	4-16-4	12
12/1	Quebec	W 7-2	5-16-4	14
12/2	@ Buffalo	L 0-2	5-17-4	14
12/4	Hartford	T 3-3	5-17-5	15
12/7	Pittsburgh	L 3-5	5-18-5	15
12/8	@ St. Louis	L 1-5	5-19-5	15
12/12	Minnesota	L 4-5	5-20-5	15
12/15	NY Rangers	W 5-4	6-20-5	17
12/19	@ Hartford	L 4-5	6-21-5	17
12/21	Vancouver	W 2-1	7-21-5	19
12/22	@ NY Islanders	L 1-2	7-22-5	19
12/26	@ Toronto	W 8-2	8-22-5	21
12/28	Chicago	W 6-2	9-22-5	23
12/30	@ NY Rangers	L 2-5	9-23-5	23
1/4	@ Hartford	W 6-3	10-23-5	25
1/5	@ Minnesota	T 2-2	10-23-6	26
1/11	Vancouver	W 7-4	11-23-6	28
1/12	@ NY Islanders	L 2-5	11-24-6	28
1/15	@ Philadelphia	L 4-7	11-25-6	28
1/16	Edmonton	L 2-5	11-26-6	28
1/19	Philadelphia	T 4-4	11-26-7	29
1/20	@ Quebec	L 2-3	11-27-7	29
1/22	Winnipeg	W 5-4	12-27-7	31
1/26	Quebec	T 1-1	12-27-8	32
1/27	NY Islanders	W 7-1	13-27-8	34
1/30	@ Chicago	L 2-5	13-28-8	34
2/1	@ Atlanta	L 2-4	13-29-8	34
2/2	NY Rangers	L 3-6	13-30-8	34
2/6	@ Detroit	T 2-2	13-30-9	35
2/8	@ Winnipeg	W 6-3	14-30-9	37
2/12	@ Los Angeles	W 5-2	15-30-9	39
2/15	@ Edmonton	L 2-8	15-31-9	39
2/16	@ Vancouver	W 5-3	16-31-9	41
2/19	Montreal	W 3-1	17-31-9	43
2/21	@ Atlanta	L 0-3	17-32-9	43
2/23	Chicago	W 6-2	18-32-9	45
2/24	@ Colorado	T 1-1	18-32-10	46
2/26	Los Angeles	W 5-3	19-32-10	48
2/28	@ Detroit	L 1-4	19-33-10	48
3/1	@ Montreal	L 3-6	19-34-10	48
3/2	Colorado	L 1-3	19-35-10	48
3/5	St. Louis	W 7-5	20-35-10	50
3/8	Hartford	W 9-5	21-35-10	52
3/9	NY Islanders	W 3-1	22-35-10	54
3/12	Boston	W 6-4	23-35-10	56
3/15	Detroit	W 5-2	24-35-10	58
3/16	@ Boston	T 3-3	24-35-11	59
3/18	Colorado	W 4-1	25-35-11	61
3/21	Minnesota	L 3-4	25-36-11	61
3/22	@ St. Louis	L 2-6	25-37-11	61
3/24	@ Toronto	L 1-6	25-38-11	61
3/26	St. Louis	W 4-2	26-38-11	63
3/29	Philadelphia	T 3-3	26-38-12	64
3/30	@ Pittsburgh	L 0-4	26-39-12	64
4/1	Pittsburgh	W 6-2	27-39-12	66
4/3	@ Philadelphia	L 2-4	27-40-12	66
4/5	Atlanta	T 4-4	27-40-13	67





# 1978-79

	W	L	T	PTS
Home	15	19	6	36
Away	9	22	9	27
1st Half	10	23	7	27
2nd Half	14	18	8	36
October	1	5	2	4
November	4	9	2	10
December	3	8	3	9
January	9	5	1	19
February	1	7	2	4
March	3	6	5	11
April	3	1	0	6

**Head Coach**  
Dan Belisle



**ROBERT PICARD**

Player	GP	G	A	PTS	PIM	+/-	PP	SH	GW
Dennis Maruk	78	31	59	90	71	-15	6	2	3
Washington	76	31	59	90	71	-14	6	2	3
Guy Charron	80	28	42	70	24	-14	9	0	4
Robert Picard	77	21	44	65	85	3	8	0	2
Tom Rowe	69	31	30	61	137	-6	4	0	4
*Ryan Walter	69	28	28	56	70	E	6	0	1
Bob Sirois	73	29	25	54	6	-4	9	0	3
*Rolf Edberg	76	14	27	41	6	12	1	0	2
Rick Green	71	8	33	41	62	-45	2	1	0
*Leif Svensson	74	2	29	31	28	-1	0	0	0
Bob Girard	79	9	15	24	36	-17	0	0	0
Mark Lofthouse	52	13	10	23	10	-12	1	0	0
Dennis Hextall	46	6	17	23	76	9	2	0	0
Washington	26	2	9	11	43	-14	0	0	0
Greg Polis	25	13	7	20	14	4	6	0	1
Washington	19	12	6	18	6	3	6	0	1
Blair Stewart	45	7	12	19	48	1	0	0	0
Gord Lane	64	3	15	18	147	-16	0	0	0
Yvon Labre	51	1	13	14	80	7	0	0	0
Michel Bergeron	30	7	6	13	7	-18	1	0	1
*Paul Mulvey	55	7	4	11	81	-18	1	0	1
Greg Carroll	24	5	6	11	12	-2	0	0	0
Peter Scamurra	30	3	5	8	12	-13	0	1	0
Jack Lynch	30	2	6	8	14	1	1	0	0
*Gary Rissling	26	3	3	6	127	-5	1	0	1
Gerry Meehan	18	2	4	6	0	-3	1	0	1
Bill Riley	24	2	2	4	64	-6	0	0	0
Ron Lalonde	18	1	3	4	4	-1	0	1	0
Eddy Godin	9	0	3	3	6	-2	0	0	0
Gary Inness	37	0	2	2	6	E	0	0	0
Chuck Arnason	13	0	2	2	4	-1	0	0	0
Craig Patrick	3	1	1	2	0	-1	0	0	0
Doug Patey	6	1	0	1	2	-2	0	0	0
Dave Forbes	2	0	1	1	2	E	0	0	0
Gord Smith	39	0	1	1	22	-7	0	0	0
Bryan Watson	20	0	1	1	36	-7	0	0	0
Jim Bedard	30	0	0	0	6	E	0	0	0
Bernie Wolfe	18	0	0	0	15	E	0	0	0
*Nelson Burton	3	0	0	0	13	-2	0	0	0
Mike Marson	4	0	0	0	0	-3	0	0	0
*Rollie Boutin	2	0	0	0	0	E	0	0	0
Rick Bragnalo	2	0	0	0	0	-1	0	0	0
*Brent Tremblay	1	0	0	0	0	E	0	0	0
Pierre Bouchard	1	0	0	0	0	1	0	0	0

Goaltender	GP	MIN	GA	SO	EN	GAA	W-L-T
Gary Inness	37	2,107	130	0	2	3.70	14-14-8
Jim Bedard	30	1,740	126	0	1	4.35	6-17-6
Bernie Wolfe	17	863	68	0	0	4.73	4-9-1
*Rollie Boutin	2	90	10	0	1	6.67	0-1-0

\* Indicates rookie

# 24-41-15, 63 points

Date	Opponent	Result	Record	Pts
10/11	@ Los Angeles	W 4-2	1-0-0	2
10/13	@ Atlanta	T 3-3	1-0-1	3
10/14	Atlanta	L 3-6	1-1-1	3
10/18	Chicago	L 2-4	1-2-1	3
10/20	Los Angeles	L 4-6	1-3-1	3
10/21	@ Pittsburgh	L 1-5	1-4-1	3
10/25	@ Chicago	T 2-2	1-4-2	4
10/28	@ Los Angeles	L 1-5	1-5-2	4
11/1	Pittsburgh	W 6-4	2-5-2	6
11/2	@ Montreal	L 2-4	2-6-2	6
11/4	@ NY Islanders	L 1-4	2-7-2	6
11/5	Detroit	T 3-3	2-7-3	7
11/8	Montreal	L 0-6	2-8-3	7
11/9	@ Boston	L 2-6	2-9-3	7
11/11	Buffalo	L 0-2	2-10-3	7
11/14	Atlanta	W 8-7	3-10-3	9
11/15	@ Minnesota	W 3-2	4-10-3	11
11/17	NY Islanders	L 2-4	4-11-3	11
11/21	@ St. Louis	W 4-3	5-11-3	13
11/22	St. Louis	L 1-3	5-12-3	13
11/25	Boston	T 5-5	5-12-4	14
11/26	@ NY Rangers	L 4-9	5-13-4	14
11/29	@ Pittsburgh	L 3-5	5-14-4	14
12/1	Pittsburgh	L 4-7	5-15-4	14
12/2	@ St. Louis	L 2-5	5-16-4	14
12/4	@ Los Angeles	L 2-10	5-17-4	14
12/5	@ Colorado	W 4-1	6-17-4	16
12/9	@ Vancouver	W 7-5	7-17-4	18
12/12	Colorado	L 3-4	7-18-4	18
12/14	@ Boston	L 2-5	7-19-4	18
12/15	Minnesota	L 1-6	7-20-4	18
12/17	Toronto	W 7-6	8-20-4	20
12/19	Philadelphia	T 4-4	8-20-5	21
12/21	@ Philadelphia	L 2-5	8-21-5	21
12/23	@ Detroit	T 2-2	8-21-6	22
12/27	@ Minnesota	L 1-6	8-22-6	22
12/30	@ Toronto	T 5-5	8-22-7	23
1/3	Los Angeles	W 8-3	9-22-7	25
1/6	@ Detroit	W 4-1	10-22-7	27
1/7	@ Chicago	L 3-5	10-23-7	27
1/9	Philadelphia	L 2-5	10-24-7	27
1/11	@ Buffalo	L 2-6	10-25-7	27
1/12	Colorado	W 8-1	11-25-7	29
1/14	Vancouver	W 5-3	12-25-7	31
1/16	@ NY Islanders	L 2-6	12-26-7	31
1/19	Detroit	W 5-1	13-26-7	33
1/20	@ Pittsburgh	W 5-2	14-26-7	35
1/24	NY Rangers	W 5-1	15-26-7	37
1/27	Chicago	W 4-1	16-26-7	39
1/28	Toronto	T 2-2	16-26-8	40
1/30	@ Detroit	L 4-7	16-27-8	40
1/31	Los Angeles	W 5-3	17-27-8	42
2/3	Vancouver	L 1-5	17-28-8	42
2/4	Montreal	L 4-8	17-29-8	42
2/15	@ Colorado	W 9-3	18-29-8	44
2/17	@ Montreal	L 0-2	18-30-8	44
2/18	@ NY Rangers	T 6-6	18-30-9	45
2/20	@ Atlanta	L 3-5	18-31-9	45
2/21	Detroit	L 3-4	18-32-9	45
2/24	Buffalo	L 4-6	18-33-9	45
2/25	Montreal	L 5-8	18-34-9	45
2/28	@ Los Angeles	T 3-3	18-34-10	46
3/2	@ Vancouver	W 6-2	19-34-10	48
3/4	Minnesota	W 5-4	20-34-10	50
3/5	Montreal	T 2-2	20-34-11	51
3/10	St. Louis	W 7-5	21-34-11	53
3/11	@ Detroit	T 3-3	21-34-12	54
3/14	Detroit	L 1-4	21-35-12	54
3/17	Pittsburgh	L 2-5	21-36-12	54
3/18	@ Buffalo	T 3-3	21-36-13	55
3/20	NY Rangers	T 2-2	21-36-14	56
3/21	@ Pittsburgh	T 2-2	21-36-15	57
3/24	@ Montreal	L 1-3	21-37-15	57
3/25	@ Philadelphia	L 4-7	21-38-15	57
3/28	@ Toronto	L 2-6	21-39-15	57
3/31	Boston	L 1-4	21-40-15	57
4/1	NY Islanders	W 6-4	22-40-15	59
4/3	Los Angeles	W 6-2	23-40-15	61
4/7	@ Montreal	L 3-10	23-41-15	61
4/8	Pittsburgh	W 5-2	24-41-15	63

# 1977-78

	W	L	T	PTS
Home	10	23	7	27
Away	7	26	7	21
1st Half	8	23	9	25
2nd Half	9	26	5	23
October	2	5	0	4
November	0	10	5	5
December	4	6	3	11
January	3	9	3	9
February	3	10	0	6
March	2	8	2	6
April	3	1	1	7

**Head Coach**  
Tom McVie



**GERRY MEEHAN**

Player	GP	G	A	PTS	PIM	+/-	PP	SH	GW
Guy Charron	80	38	35	73	12	-25	4	0	3
Bob Sirois	72	24	37	61	6	-11	5	0	1
Gerry Meehan	78	19	24	43	10	-41	7	0	2
*Robert Picard	75	10	27	37	101	-26	2	0	4
Bill Riley	57	13	12	25	125	-15	5	0	0
Bob Girard	52	9	14	23	6	-3	1	0	2
Dave Forbes	77	11	11	22	119	-34	0	0	0
*Tom Rowe	63	13	8	21	82	-18	1	0	0
Bill Collins	74	10	9	19	18	-32	0	1	1
Ace Bailey	40	7	12	19	28	-12	0	0	2
Rick Green	60	5	14	19	67	-35	4	0	1
Rick Bragnalo	44	2	13	15	22	-6	0	0	0
Bryan Watson	79	3	11	14	167	-12	0	1	0
Gord Smith	80	4	7	11	78	-20	0	0	1
Larry Bolonchuk	49	3	8	11	79	-19	0	0	0
Gord Lane	69	2	9	11	195	-19	0	0	0
Jean Lemieux	16	3	7	10	0	-12	3	0	0
Jack Lynch	29	1	8	9	4	-13	0	0	0
Mike Marson	46	4	4	8	101	1	0	0	0
Craig Patrick	44	1	7	8	4	-8	1	0	0
Yvon Labre	22	0	8	8	41	E	0	0	0
*Eddy Godin	18	3	3	6	6	-14	0	0	0
Ron Lalonde	67	1	5	6	16	-19	0	0	0
Walt McKechnie	16	4	1	5	0	-14	1	0	0
Doug Gibson	11	2	1	3	0	-3	0	0	0
*Mark Lofthouse	18	2	1	3	8	-5	0	0	0
*Jim Bedard	43	0	2	2	4	E	0	0	0
*Nelson Burton	5	1	0	1	8	-3	0	0	0
Doug Patey	2	0	1	1	0	1	0	0	0
Blair Stewart	8	0	1	1	9	-3	0	0	0
Tony White	1	0	0	0	0	-4	0	0	0
Gary Smith	17	0	0	0	6	E	0	0	0
Bernie Wolfe	25	0	0	0	0	E	0	0	0

Goaltender	GP	MIN	GA	SO	EN	GAA	W-L-T
*Jim Bedard	43	2,492	152	1	4	3.66	11-23-7
Bernie Wolfe	25	1,328	94	0	1	4.25	4-14-4
Gary Smith	17	980	68	0	2	4.16	2-12-3

\* Indicates rookie

# 17-49-14, 48 points

Date	Opponent	Result	Record	Pts
10/14	Pittsburgh	W 2-1	1-0-0	2
10/15	@ Cleveland	L 2-4	1-1-0	2
10/19	Montreal	L 3-5	1-2-0	2
10/24	@ Montreal	L 1-5	1-3-0	2
10/26	@ Atlanta	W 6-2	2-3-0	4
10/28	@ Colorado	L 1-8	2-4-0	4
10/29	@ Minnesota	L 4-7	2-5-0	4
11/2	Chicago	T 2-2	2-5-1	5
11/3	@ Philadelphia	L 1-4	2-6-1	5
11/5	Philadelphia	L 1-3	2-7-1	5
11/8	Los Angeles	L 1-5	2-8-1	5
11/9	@ Detroit	T 1-1	2-8-2	6
11/11	Toronto	L 1-3	2-9-2	6
11/13	NY Islanders	L 0-6	2-10-2	6
11/15	@ St. Louis	T 2-2	2-10-3	7
11/16	@ Toronto	L 2-5	2-11-3	7
11/19	Buffalo	L 6-7	2-12-3	7
11/20	@ Buffalo	L 2-5	2-13-3	7
11/23	Atlanta	T 2-2	2-13-4	8
11/24	@ Boston	L 0-6	2-14-4	8
11/26	@ Toronto	T 4-4	2-14-5	9
11/29	@ Los Angeles	L 2-4	2-15-5	9
12/2	Cleveland	L 2-3	2-16-5	9
12/4	Pittsburgh	L 2-4	2-17-5	9
12/6	Vancouver	L 2-5	2-18-5	9
12/7	@ Cleveland	W 5-3	3-18-5	11
12/10	@ Atlanta	L 1-5	3-19-5	11
12/11	St. Louis	W 2-1	4-19-5	13
12/13	@ Vancouver	L 1-3	4-20-5	13
12/17	@ Los Angeles	W 2-1	5-20-5	15
12/21	@ NY Rangers	T 5-5	5-20-6	16
12/23	Detroit	W 3-2	6-20-6	18
12/27	Boston	L 3-6	6-21-6	18
12/28	@ Pittsburgh	T 2-2	6-21-7	19
12/30	NY Rangers	T 3-3	6-21-8	20
1/2	Pittsburgh	W 3-2	7-21-8	22
1/4	Los Angeles	W 4-0	8-21-8	24
1/7	Buffalo	T 4-4	8-21-9	25
1/8	@ Chicago	L 1-3	8-22-9	25
1/11	Detroit	L 3-6	8-23-9	25
1/13	@ Minnesota	T 2-2	8-23-10	26
1/14	NY Islanders	L 0-4	8-24-10	26
1/18	@ Chicago	L 2-5	8-25-10	26
1/19	@ Boston	L 1-4	8-26-10	26
1/21	@ Pittsburgh	W 5-2	9-26-10	28
1/22	@ Detroit	L 3-6	9-27-10	28
1/25	Colorado	T 3-3	9-27-11	29
1/27	Boston	L 2-5	9-28-11	29
1/29	Minnesota	L 0-4	9-29-11	29
1/31	@ Vancouver	L 2-4	9-30-11	29
2/1	@ Los Angeles	L 3-8	9-31-11	29
2/4	@ NY Islanders	L 1-6	9-32-11	29
2/5	@ Buffalo	L 1-4	9-33-11	29
2/10	@ Cleveland	W 4-1	10-33-11	31
2/12	@ Philadelphia	L 1-4	10-34-11	31
2/14	Vancouver	L 2-4	10-35-11	31
2/17	Montreal	L 2-8	10-36-11	31
2/19	Minnesota	W 2-1	11-36-11	33
2/21	Los Angeles	L 1-4	11-37-11	33
2/23	@ Detroit	L 1-4	11-38-11	33
2/25	@ Toronto	L 0-4	11-39-11	33
2/26	Philadelphia	L 1-6	11-40-11	33
2/28	Colorado	W 7-4	12-40-11	35
3/4	@ St. Louis	T 3-3	12-40-12	36
3/8	@ Montreal	L 3-4	12-41-12	36
3/12	@ NY Rangers	L 2-8	12-42-12	36
3/15	Toronto	L 2-5	12-43-12	36
3/18	Cleveland	W 8-3	13-43-12	38
3/19	St. Louis	L 2-3	13-44-12	38
3/22	Chicago	L 2-6	13-45-12	38
3/24	NY Rangers	L 4-11	13-46-12	38
3/25	@ Montreal	L 0-5	13-47-12	38
3/26	Detroit	L 1-4	13-48-12	38
3/28	Boston	T 4-4	13-48-13	39
3/30	@ Colorado	W 4-3	14-48-13	41
4/1	@ NY Islanders	L 2-3	14-49-13	41
4/2	Montreal	T 4-4	14-49-14	42
4/4	Buffalo	W 4-3	15-49-14	44
4/8	@ Pittsburgh	W 6-4	16-49-14	46
4/9	Atlanta	W 4-2	17-49-14	48

\* Postponed from March 3 due to snow


\*\* Postponed from March 24 due to schedule conflict



# 1976-77

	W	L	T	PTS
Home	17	15	8	42
Away	7	27	6	20
1st Half	11	23	6	28
2nd Half	13	19	8	34
October	2	6	2	6
November	5	8	0	10
December	3	8	2	8
January	6	6	4	16
February	2	6	5	9
March	6	6	1	13
April	0	2	0	0

**Head Coach**  
Tom McVie



**GUY CHARRON**

Player	GP	G	A	PTS	PIM	+/-	PP	SH	GW
Guy Charron	80	36	46	82	10	-28	6	1	4
Gerry Meehan	80	28	36	64	13	-11	9	1	6
Hartland Monahan	79	23	27	50	37	-28	7	1	4
Ace Bailey	78	19	27	46	51	-21	2	0	2
Bob Sirois	45	13	22	35	2	1	1	0	1
Jack Lynch	75	5	25	30	90	-15	0	0	0
Ron Lalonde	76	12	17	29	24	-20	0	0	0
*Bill Riley	43	13	14	27	124	4	5	0	2
Bill Collins	63	12	15	27	30	-8	0	2	2
Washington	54	11	14	25	26	-7	0	2	1
Rick Bragnalo	80	11	12	23	16	-15	1	2	1
Tony White	72	12	9	21	44	-15	2	1	3
Craig Patrick	28	7	10	17	2	-10	1	0	0
*Gord Lane	80	2	15	17	207	-25	0	0	0
Bryan Watson	70	1	15	16	130	-4	0	0	0
Washington	56	1	14	15	91	-6	0	0	0
*Rick Green	45	3	12	15	16	-20	1	0	0
Yvon Labre	62	3	11	14	169	-5	0	2	0
Gord Smith	79	1	12	13	92	-27	1	0	0
Mike Lampman	22	6	5	11	4	-4	1	0	0
Jean Lemieux	15	4	4	8	2	-9	2	0	0
Harvey Bennett	18	2	6	8	34	-9	0	0	0
Blair Stewart	34	5	2	7	85	-6	0	0	0
Bob Paradise	22	0	5	5	20	-3	0	0	0
*Doug Patey	37	3	1	4	6	-15	0	0	0
*Tom Rowe	12	1	2	3	2	-6	0	0	0
Peter Scamurra	21	0	2	2	8	-6	0	0	0
Mike Marson	10	0	1	1	18	-1	0	0	0
Paul Nicholson	9	0	1	1	2	-6	0	0	0
Bernie Wolfe	37	0	1	1	2	E	0	0	0
*Alex Forsyth	1	0	0	0	0	E	0	0	0
Bill Mikkelsen	1	0	0	0	2	E	0	0	0
Roger Crozier	3	0	0	0	0	E	0	0	0
*Steve Self	3	0	0	0	0	-3	0	0	0
*Brian Kinsella	6	0	0	0	0	-2	0	0	0
Larry Bolonchuk	9	0	0	0	12	-12	0	0	0
Ron Low	54	0	0	0	4	E	0	0	0

Goaltender	GP	MIN	GA	SO	EN	GAA	W-L-T
Ron Low	54	2,918	188	0#	1	3.87	16-27-5
Bernie Wolfe	37	1,779	114	1	2	3.84	7-15-9
Roger Crozier	3	103	2	0#	0	1.17	1-0-0

# Shared team shutout on 3/18

\* Indicates rookie

# 24-42-14, 62 points

Date	Opponent	Result	Record	Pts
10/5	Atlanta	W 6-5	1-0-0	2
10/7	@ Detroit	T 3-3	1-0-1	3
10/9	@ Cleveland	L 3-6	1-1-1	3
10/13	@ Vancouver	L 1-4	1-2-1	3
10/16	@ Los Angeles	L 1-7	1-3-1	3
10/19	Montreal	L 0-6	1-4-1	3
10/21	Los Angeles	T 5-5	1-4-2	4
10/24	@ Buffalo	L 1-2	1-5-2	4
10/29	@ Colorado	W 2-1	2-5-2	6
10/31	@ Chicago	L 4-5	2-6-2	6
11/3	@ Atlanta	L 0-7	2-7-2	6
11/5	Buffalo	L 2-3	2-8-2	6
11/7	Minnesota	W 4-1	3-8-2	8
11/9	Vancouver	W 4-2	4-8-2	10
11/10	@ NY Rangers	W 7-5	5-8-2	12
11/12	Chicago	L 4-5	5-9-2	12
11/14	Cleveland	L 2-3	5-10-2	12
11/18	@ Boston	L 2-3	5-11-2	12
11/19	Boston	L 1-4	5-12-2	12
11/21	Colorado	W 3-1	6-12-2	14
11/24	@ Atlanta	L 2-6	6-13-2	14
11/27	@ Minnesota	L 1-6	6-14-2	14
11/30	Pittsburgh	W 6-4	7-14-2	16
12/1	@ NY Rangers	L 1-4	7-15-2	16
12/3	Philadelphia	T 4-4	7-15-3	17
12/5	@ Boston	T 5-5	7-15-4	18
12/7	Vancouver	W 4-3	8-15-4	20
12/10	@ Cleveland	L 1-7	8-16-4	20
12/11	Cleveland	L 2-4	8-17-4	20
12/14	Los Angeles	L 2-4	8-18-4	20
12/17	Toronto	W 3-2	9-18-4	22
12/18	@ Pittsburgh	W 5-3	10-18-4	24
12/23	@ Philadelphia	L 2-5	10-19-4	24
12/26	@ Buffalo	L 2-5	10-20-4	24
12/28	NY Rangers	L 2-5	10-21-4	24
12/29	@ Colorado	L 1-3	10-22-4	24
1/1	@ Toronto	L 1-3	10-23-4	24
1/2	St. Louis	W 2-1	11-23-4	26
1/4	Detroit	T 2-2	11-23-5	27
1/6	Pittsburgh	T 3-3	11-23-6	28
1/8	@ Montreal	L 2-7	11-24-6	28
1/10	@ Detroit	W 2-0	12-24-6	30
1/11	Boston	L 2-3	12-25-6	30
1/15	@ NY Islanders	L 1-2	12-26-6	30
1/16	NY Islanders	T 2-2	12-26-7	31
1/18	Montreal	L 0-3	12-27-7	31
1/19	@ Buffalo	W 4-2	13-27-7	33
1/22	@ Montreal	L 2-5	13-28-7	33
1/23	St. Louis	W 6-3	14-28-7	35
1/27	Detroit	W 4-1	15-28-7	37
1/29	@ St. Louis	W 5-2	16-28-7	39
1/30	Philadelphia	T 5-5	16-28-8	40
2/2	@ Los Angeles	L 2-7	16-29-8	40
2/5	@ NY Islanders	T 3-3	16-29-9	41
2/6	@ Boston	L 2-5	16-30-9	41
2/9	@ Chicago	T 4-4	16-30-10	42
2/10	@ Philadelphia	L 2-9	16-31-10	42
2/12	@ Toronto	L 0-10	16-32-10	42
2/15	Minnesota	T 3-3	16-32-11	43
2/17	@ Minnesota	T 4-4	16-32-12	44
2/19	@ St. Louis	L 1-4	16-33-12	44
2/20	NY Islanders	T 2-2	16-33-13	45
2/22	Pittsburgh	W 3-1	17-33-13	47
2/25	Toronto	W 4-2	18-33-13	49
2/26	@ Pittsburgh	L 1-2	18-34-13	49
3/1	Los Angeles	L 2-3	18-35-13	49
3/3	Chicago	W 7-4	19-35-13	51
3/6	Atlanta	L 2-4	19-36-13	51
3/9	@ Vancouver	L 2-5	19-37-13	51
3/10	@ Los Angeles	L 0-6	19-38-13	51
3/13	@ Detroit	T 3-3	19-38-14	52
3/15	Cleveland	L 1-5	19-39-14	52
3/18	Colorado	W 5-0	20-39-14	54
3/20	Buffalo	L 2-6	20-40-14	54
3/25	NY Rangers	W 7-2	21-40-14	56
3/27	Toronto	W 7-4	22-40-14	58
3/29	Detroit	W 6-1	23-40-14	60
3/30	@ Pittsburgh	W 4-3	24-40-14	62
4/2	@ Montreal	L 0-11	24-41-14	62
4/3	Montreal	L 1-2	24-42-14	62



# 1975-76

	W	L	T	PTS
Home	6	26	8	20
Away	5	33	2	12
1st Half	3	32	5	11
2nd Half	8	27	5	21
October	2	9	1	5
November	1	9	1	3
December	0	11	3	3
January	2	13	0	4
February	3	6	4	10
March	2	9	1	5
April	1	2	0	2

## Head Coach

Milt Schmidt: 3-28-5

Tom McVie (Dec. 31): 8-31-5



**BERNIE WOLFE**

Player	GP	G	A	PTS	PIM	+/-	PP	SH	GW
Nelson Pyatt	77	26	23	49	14	-57	5	0	0
*Hartland Monahan	80	17	29	46	35	-49	2	0	2
*Tony White	80	25	17	42	56	-41	7	0	2
Jean Lemieux	66	10	23	33	12	-18	6	0	1
Washington	33	6	14	20	2	-21	5	0	1
Ace Bailey	67	13	19	32	75	-42	2	0	2
Gerry Meehan	32	16	15	31	10	-7	3	0	0
*Bob Sirois	44	10	19	29	6	-33	4	0	0
Washington	43	10	19	29	6	-33	4	0	0
*Harvey Bennett	84	15	13	28	92	-21	2	0	1
Washington	49	12	10	22	39	-25	1	0	1
Ron Lalonde	80	9	19	28	19	-27	2	1	0
Stan Gilbertson	31	13	14	27	6	-26	5	0	0
Blair Stewart	74	13	14	27	113	-52	0	0	0
Bill Clement	46	10	17	27	20	-30	2	0	0
Greg Joly	54	8	17	25	28	-47	3	1	1
Jack Lynch	79	9	13	22	78	-52	5	0	1
Yvon Labre	80	2	20	22	146	-38	0	0	0
Tommy Williams	34	8	13	21	6	-34	2	0	0
Mike Lampman	27	7	12	19	28	-6	0	0	1
*Peter Scamurra	58	2	13	15	33	-38	1	0	0
*Rick Bragnalo	19	2	10	12	8	-4	0	0	0
Bob Gryp	46	6	5	11	12	-18	0	0	0
Mike Marson	57	4	7	11	50	-18	0	0	0
Bob Paradise	57	0	8	8	46	-48	0	0	0
Washington	48	0	8	8	42	-41	0	0	0
Willie Brossart	49	0	8	8	40	-49	0	0	0
Jack Eggers	12	3	3	6	8	-3	2	0	0
Gord Smith	25	1	2	3	28	-22	1	0	0
*John Paddock	8	1	1	2	12	-5	0	0	0
Paul Nicholson	14	0	2	2	9	-4	0	0	0
*Gord Lane	3	1	0	1	12	-5	1	0	0
Larry Bolonchuk	1	0	1	1	0	-1	0	0	0
*Brian Kinsella	4	0	1	1	0	-2	0	0	0
Michel Belhumeur	7	0	1	1	0	E	0	0	0
Ron Low	43	0	0	0	2	E	0	0	0
*Bernie Wolfe	40	0	0	0	0	E	0	0	0
*Don McLean	9	0	0	0	6	-3	0	0	0
Ron Jones	2	0	0	0	0	-1	0	0	0
*Brian Stapleton	1	0	0	0	0	-2	0	0	0

Goaltender	GP	MIN	GA	SO	EN	GAA	W-L-T
Ron Low	43	2,289	208	0	3	5.45	6-31-2
Bernie Wolfe	40	2,134	148	0	2	4.16	5-23-7
Michel Belhumeur	7	377	32	0	1	5.09	0-5-1

\* Indicates rookie

# 11-59-10, 32 points

Date	Opponent	Result	Record	Pts
10/7	Pittsburgh	L 2-4	0-1-0	0
10/9	@ Philadelphia	L 4-5	0-2-0	0
10/11	@ Pittsburgh	L 5-7	0-3-0	0
10/14	@ Vancouver	L 2-7	0-4-0	0
10/15	@ Los Angeles	L 3-4	0-5-0	0
10/17	@ California	T 3-3	0-5-1	1
10/19	@ Buffalo	L 4-5	0-6-1	1
10/22	Kansas City	L 2-4	0-7-1	1
10/24	Toronto	L 3-6	0-8-1	1
10/26	@ Chicago	W 7-5	1-8-1	3
10/28	@ Los Angeles	L 0-6	1-9-1	3
10/30	@ Kansas City	W 6-2	2-9-1	5
11/1	@ NY Islanders	L 3-7	2-10-1	5
11/5	Los Angeles	L 1-3	2-11-1	5
11/9	St. Louis	L 3-5	2-12-1	5
11/12	Pittsburgh	T 6-6	2-12-2	6
11/14	Atlanta	L 1-4	2-13-2	6
11/15	@ St. Louis	L 2-9	2-14-2	6
11/18	@ Toronto	L 2-4	2-15-2	6
11/19	Vancouver	L 2-5	2-16-2	6
11/21	California	L 0-2	2-17-2	6
11/26	Los Angeles	W 7-2	3-17-2	8
11/29	@ Minnesota	L 3-5	3-18-2	8
12/3	Buffalo	T 4-4	3-18-3	9
12/4	@ Boston	L 2-3	3-19-3	9
12/6	@ Montreal	L 3-9	3-20-3	9
12/7	@ NY Rangers	L 2-5	3-21-3	9
12/9	@ Atlanta	L 1-7	3-22-3	9
12/10	Chicago	L 2-7	3-23-3	9
12/12	Detroit	L 3-5	3-24-3	9
12/14	Minnesota	T 4-4	3-24-4	10
12/17	Boston	L 2-3	3-25-4	10
12/19	Philadelphia	L 5-7	3-26-4	10
12/21	@ Buffalo	L 2-14	3-27-4	10
12/26	Minnesota	T 1-1	3-27-5	11
12/29	Montreal	L 0-6	3-28-5	11
12/31	@ Detroit	L 0-4	3-29-5	11
1/2	California	L 5-8	3-30-5	11
1/3	@ Montreal	L 0-7	3-31-5	11
1/6	Vancouver	L 3-5	3-32-5	11
1/8	@ St. Louis	L 2-4	3-33-5	11
1/9	California	L 0-5	3-34-5	11
1/11	Boston	L 4-7	3-35-5	11
1/13	Montreal	L 2-3	3-36-5	11
1/15	@ Buffalo	L 3-5	3-37-5	11
1/17	@ Minnesota	L 3-7	3-38-5	11
1/21	NY Islanders	L 2-5	3-39-5	11
1/23	NY Rangers	W 7-5	4-39-5	13
1/24	@ Pittsburgh	L 2-8	4-40-5	13
1/27	@ Los Angeles	L 0-2	4-41-5	13
1/28	@ California	W 4-2	5-41-5	15
1/30	@ Vancouver	L 2-4	5-42-5	15
2/4	@ Toronto	T 4-4	5-42-6	16
2/7	@ Kansas City	L 1-5	5-43-6	16
2/8	@ Chicago	L 2-4	5-44-6	16
2/10	Los Angeles	T 2-2	5-44-7	17
2/13	St. Louis	L 0-2	5-45-7	17
2/15	Detroit	W 8-5	6-45-7	19
2/16	Toronto	L 1-5	6-46-7	19
2/18	@ NY Rangers	L 4-11	6-47-7	19
2/21	@ Detroit	W 5-1	7-47-7	21
2/22	NY Islanders	L 0-4	7-48-7	21
2/24	Philadelphia	T 5-5	7-48-8	22
2/27	Boston	T 3-3	7-48-9	23
2/29	Chicago	W 4-1	8-48-9	25
3/6	@ NY Islanders	L 3-6	8-49-9	25
3/7	@ Boston	L 3-4	8-50-9	25
3/12	@ Atlanta	L 1-4	8-51-9	25
3/14	@ Montreal	L 1-5	8-52-9	25
3/16	NY Rangers	W 5-2	9-52-9	27
3/19	Pittsburgh	L 3-7	9-53-9	27
3/20	@ Toronto	L 3-7	9-54-9	27
3/23	Kansas City	T 5-5	9-54-10	28
3/24	@ Detroit	L 3-7	9-55-10	28
3/26	Buffalo	L 1-4	9-56-10	28
3/28	Atlanta	L 1-3	9-57-10	28
3/30	Detroit	W 5-3	10-57-10	30
4/1	@ Philadelphia	L 2-11	10-58-10	30
4/3	@ Pittsburgh	W 5-4	11-58-10	32
4/4	Montreal	L 3-4	11-59-10	32



# 1974-75

	W	L	T	PTS
Home	7	28	5	19
Away	1	39	0	2
1st Half	3	33	4	10
2nd Half	5	34	1	11
October	1	8	1	3
November	1	10	2	4
December	1	12	1	3
January	1	11	1	3
February	2	12	0	4
March	1	12	0	2
April	1	2	0	2

## Head Coach

Jimmy Anderson: 4-45-5

Red Sullivan (Feb. 11): 2-16-0

Milt Schmidt (March 22): 2-6-0



YVON LABRE

Player	GP	G	A	PTS	PIM	+/-	PP	SH	GW
Tommy Williams	73	22	36	58	12	-80	7	2	1
Ace Bailey	71	19	39	58	121	-33	5	0	1
Washington	22	4	13	17	8	-29	1	0	0
Denis Dupere	53	20	15	35	8	-43	8	0	0
*Mike Marson	76	16	12	28	59	-65	5	0	2
Stan Gilbertson	62	13	15	28	18	-40	3	0	1
Washington	25	11	7	18	12	-37	2	0	1
Yvon Labre	76	4	23	27	182	-54	0	0	0
Ron Lalonde	74	12	17	29	27	-39	4	1	1
Washington	50	12	14	26	27	-39	4	1	1
*Mike Bloom	69	7	19	26	84	-54	0	0	0
Dave Kryskow	52	9	15	24	83	-29	1	1	0
Jack Lynch	70	3	20	23	62	-69	0	0	0
Washington	20	1	5	6	16	-54	0	0	0
Doug Mohns	75	2	19	21	54	-54	1	0	0
Bill Lesuk	79	8	11	19	77	-33	1	2	0
*Ron Anderson	28	9	7	16	8	-20	4	0	0
Steve Atkinson	46	11	4	15	8	-25	3	2	0
Pete Laframboise	45	5	10	15	22	-36	0	0	0
Bob Gryp	27	5	8	13	21	-24	0	0	0
*Bruce Cowick	65	5	6	11	41	-43	0	0	0
Gord Smith	63	3	8	11	56	-60	2	0	0
Gord Brooks	38	1	10	11	25	-19	1	0	0
*Nelson Pyatt	25	6	4	10	23	-15	0	0	1
Washington	16	6	4	10	21	-14	0	0	1
*Jim Hryciuk	21	5	5	10	12	-12	1	0	0
Bill Mikkelsen	59	3	7	10	52	-82	3	0	0
*Paul Nicholson	39	4	5	9	7	-29	0	0	1
*Greg Joly	44	1	7	8	44	-69	1	0	0
Blair Stewart	21	1	5	6	41	-7	0	0	0
Washington	2	1	0	1	2	-2	0	0	0
Jack Egers	14	3	2	5	8	-14	1	0	1
Lew Morrison	18	0	4	4	6	-14	0	0	0
Ron Jones	19	1	1	2	16	-13	1	0	0
*Tony White	5	0	2	2	0	E	0	0	0
Michel Belhumeur	35	0	2	2	10	E	0	0	0
Willie Brossart	16	1	0	1	16	-11	0	0	0
Washington	12	1	0	1	14	-13	0	0	0
*Larry Fullan	4	1	0	1	0	-2	1	0	0
Rod Seiling	5	0	1	1	0	-4	0	0	0
Washington	1	0	0	0	0	E	0	0	0
*Murray Anderson	40	0	1	1	68	-20	0	0	0
Ron Low	48	0	0	0	4	E	0	0	0
*Andre Peloffy	9	0	0	0	0	-8	0	0	0
John Adams	8	0	0	0	2	E	0	0	0
Joe Lundrigan	3	0	0	0	2	-3	0	0	0
*Bill Riley	1	0	0	0	0	-1	0	0	0
Goaltender	GP	MIN	GA	SO	EN	GAA	W-L-T		
Ron Low	48	2,587	235	1	2	5.45	8-36-2		
Michel Belhumeur	35	1,813	162	0	1	5.36	0-24-3		
John Adams	8	400	46	0	0	6.90	0-7-0		

\* Indicates rookie

# 8-67-5, 21 points

Date	Opponent	Result	Record	Pts
10/9	@ NY Rangers	L 3-6	0-1-0	0
10/12	@ Minnesota	L 0-6	0-2-0	0
10/15	Los Angeles	T 1-1	0-2-1	1
10/17	Chicago	W 4-3	1-2-1	3
10/19	@ Detroit	L 4-6	1-3-1	3
10/20	NY Islanders	L 0-5	1-4-1	3
10/22	Detroit	L 0-3	1-5-1	3
10/23	@ Chicago	L 2-3	1-6-1	3
10/27	Toronto	L 3-4	1-7-1	3
10/31	Montreal	L 0-3	1-8-1	3
11/3	Kansas City	L 4-5	1-9-1	3
11/7	@ Boston	L 4-10	1-10-1	3
11/9	@ Philadelphia	L 2-6	1-11-1	3
11/10	Montreal	L 1-11	1-12-1	3
11/12	Atlanta	T 2-2	1-12-2	4
11/13	@ Atlanta	L 3-4	1-13-2	4
11/16	@ Pittsburgh	L 1-8	1-14-2	4
11/18	Pittsburgh	L 0-6	1-15-2	4
11/19	California	W 6-4	2-15-2	6
11/20	@ Buffalo	L 3-7	2-16-2	6
11/24	Minnesota	T 4-4	2-16-3	7
11/27	@ Minnesota	L 4-6	2-17-3	7
11/30	@ Toronto	L 1-7	2-18-3	7
12/1	California	L 2-5	2-19-3	7
12/3	Buffalo	L 3-5	2-20-3	7
12/5	@ Buffalo	L 2-9	2-21-3	7
12/7	@ St. Louis	L 2-8	2-22-3	7
12/8	St. Louis	L 1-3	2-23-3	7
12/12	NY Rangers	T 6-6	2-23-4	8
12/14	@ Boston	L 1-12	2-24-4	8
12/15	Toronto	W 3-1	3-24-4	10
12/17	@ Vancouver	L 2-4	3-25-4	10
12/19	@ Los Angeles	L 1-4	3-26-4	10
12/20	@ California	L 2-5	3-27-4	10
12/22	Buffalo	L 0-4	3-28-4	10
12/26	Philadelphia	L 1-4	3-29-4	10
12/29	NY Islanders	L 0-7	3-30-4	10
1/2	@ NY Islanders	L 2-5	3-31-4	10
1/4	@ Montreal	L 0-10	3-32-4	10
1/5	@ Atlanta	L 0-3	3-33-4	10
1/7	Boston	T 3-3	3-33-5	11
1/11	@ Kansas City	L 3-5	3-34-5	11
1/12	Montreal	L 2-7	3-35-5	11
1/14	Los Angeles	L 2-6	3-36-5	11
1/16	@ Philadelphia	L 0-4	3-37-5	11
1/19	Pittsburgh	L 2-3	3-38-5	11
1/23	Vancouver	L 2-3	3-39-5	11
1/25	@ Detroit	L 2-5	3-40-5	11
1/26	Detroit	W 6-3	4-40-5	13
1/30	@ Los Angeles	L 4-6	4-41-5	13
2/1	@ Vancouver	L 2-5	4-42-5	13
2/5	@ California	L 1-5	4-43-5	13
2/8	@ NY Islanders	L 1-5	4-44-5	13
2/9	@ NY Rangers	L 3-7	4-45-5	13
2/11	NY Rangers	W 7-4	5-45-5	15
2/13	@ Kansas City	L 1-5	5-46-5	15
2/15	@ St. Louis	L 1-7	5-47-5	15
2/16	Kansas City	W 3-0	6-47-5	17
2/18	Los Angeles	L 1-6	6-48-5	17
2/21	Buffalo	L 4-9	6-49-5	17
2/22	@ Chicago	L 3-10	6-50-5	17
2/23	St. Louis	L 2-7	6-51-5	17
2/25	Chicago	L 2-6	6-52-5	17
2/26	@ Pittsburgh	L 1-3	6-53-5	17
3/1	@ Toronto	L 4-5	6-54-5	17
3/2	Vancouver	L 3-7	6-55-5	17
3/4	Boston	L 0-8	6-56-5	17
3/7	@ Montreal	L 4-8	6-57-5	17
3/9	Toronto	L 2-4	6-58-5	17
3/15	@ Pittsburgh	L 1-12	6-59-5	17
3/18	Philadelphia	L 2-7	6-60-5	17
3/20	Minnesota	L 1-5	6-61-5	17
3/22	@ Boston	L 2-8	6-62-5	17
3/23	Atlanta	L 0-5	6-63-5	17
3/26	@ Los Angeles	L 1-5	6-64-5	17
3/28	@ California	W 5-3	7-64-5	19
3/30	Detroit	L 5-8	7-65-5	19
4/2	@ Detroit	L 3-8	7-66-5	19
4/5	@ Montreal	L 2-10	7-67-5	19
4/6	Pittsburgh	W 8-4	8-67-5	21

# General Managers, Head Coaches and Captains

## GENERAL MANAGERS

**MILT SCHMIDT** — Named the Capitals' first general manager. Was replaced by Max McNab, Dec. 29, 1975.  
**MAX McNAB** — Named general manager Dec. 31, 1975. Was replaced by Roger Crozier, Nov. 5, 1981.  
**ROGER CROZIER** — Named interim general manager Nov. 5, 1981. Was replaced by David Poile, Aug. 30, 1982.  
**DAVID POILE** — Named general manager Aug. 30, 1982. Was replaced by George McPhee, June 9, 1997.  
**GEORGE MCPHEE** — Named general manager June 9, 1997. Was replaced by Brian MacLellan, May 26, 2014.  
**BRIAN MacLELLAN** — Named general manager May 26, 2014.

## HEAD COACHES

### JIMMY ANDERSON

Named the Capitals' first head coach. Relieved of coaching duties Feb. 9, 1975.

YEAR	GM	W-L-T	PTS	PCT.
1974-75	54	4-45-5	13	.120

### RED SULLIVAN

Named head coach Feb. 11, 1975. Relieved of coaching duties March 22, 1975.

YEAR	GM	W-L-T	PTS	PCT.
1974-75	18	2-16-0	4	.111

### MILT SCHMIDT

Named head coach March 23, 1975. Relieved of coaching duties Dec. 29, 1975.

YEAR	GM	W-L-T	PTS	PCT.
1974-75	8	2-6-0	4	.250
1975-76	36	3-28-5	11	.153
<b>TOTALS</b>	<b>44</b>	<b>5-34-5</b>	<b>15</b>	<b>.170</b>

### TOM MCVIE

Named head coach Dec. 31, 1975. Relieved of coaching duties Oct. 9, 1978.

YEAR	GM	W-L-T	PTS	PCT.
1975-76	44	8-31-5	21	.239
1976-77	80	24-42-14	62	.388
1977-78	80	17-49-14	48	.300
<b>TOTALS</b>	<b>204</b>	<b>49-122-33</b>	<b>131</b>	<b>.321</b>

### DANNY BELISLE

Named head coach Oct. 9, 1978. Relieved of coaching duties Nov. 5, 1979.

YEAR	GM	W-L-T	PTS	PCT.
1978-79	80	24-41-15	63	.394
1979-80	16	4-10-2	10	.313
<b>TOTALS</b>	<b>96</b>	<b>28-51-17</b>	<b>73</b>	<b>.380</b>

### GARY GREEN

Named head coach Nov. 14, 1979. Relieved of coaching duties Nov. 5, 1981.

YEAR	GM	W-L-T	PTS	PCT.
1979-80	64	23-30-11	57	.445
1980-81	80	26-36-18	70	.438
1981-82	13	1-12-0	2	.077
<b>TOTALS</b>	<b>157</b>	<b>50-78-29</b>	<b>129</b>	<b>.411</b>

### ROGER CROZIER

Named interim head coach Nov. 5, 1981 and was 0-1-0. Left the bench when Bryan Murray was hired Nov. 11, 1981.

### BRYAN MURRAY

Named head coach Nov. 11, 1981. Relieved of coaching duties Jan. 15, 1990.

YEAR	GM	W-L-T	PTS	PCT.
1981-82	66	25-28-13	63	.477
1982-83	80	39-25-16	94	.588
1983-84	80	48-27-5	101	.631
1984-85	80	46-25-9	101	.631
1985-86	80	50-23-7	107	.669
1986-87	80	38-32-10	86	.538
1987-88	80	38-33-9	85	.531
1988-89	80	41-29-10	92	.575
1989-90	46	18-24-4	40	.435
<b>TOTALS</b>	<b>672</b>	<b>343-246-83</b>	<b>769</b>	<b>.572</b>

### TERRY MURRAY

Named head coach Jan. 15, 1990. Relieved of coaching duties Jan. 27, 1994.

YEAR	GM	W-L-T	PTS	PCT.
1989-90	34	18-14-2	38	.559
1990-91	80	37-36-7	81	.506
1991-92	80	45-27-8	98	.613
1992-93	84	43-34-7	93	.554
1993-94	47	20-23-4	44	.468
<b>TOTALS</b>	<b>325</b>	<b>163-134-28</b>	<b>354</b>	<b>.545</b>

## CAPTAINS

**DOUG MOHNS** — 1974-75  
**BILL CLEMENT & YVON LABRE** — 1975-76  
**YVON LABRE** — 1976-77 to 1977-78  
**GUY CHARRON** — 1978-79  
**RYAN WALTER** — 1979-80 to 1981-82  
**ROD LANGWAY** — 1982-83 to 1991-92  
**ROD LANGWAY & KEVIN HATCHER** — 1992-93  
**KEVIN HATCHER** — 1993-94  
**DALE HUNTER** — 1994-95 to 1998-99  
**ADAM OATES** — 1999-00 to 2000-01  
**STEVE KONOWALCHUK & BRENDAN WITT** — 2001-02  
**STEVE KONOWALCHUK** — 2002-03 to 2003-04  
**JEFF HALPERN** — 2005-06  
**CHRIS CLARK** — 2006-07 to 2009-10  
**ALEX OVECHKIN** — 2009-10 to present

### JIM SCHOENFELD

Named head coach Jan. 27, 1994. Relieved of coaching duties June 3, 1997.

YEAR	GM	W-L-T	PTS	PCT.
1993-94	37	19-12-6	44	.595
1994-95	48	22-18-8	52	.542
1995-96	82	39-32-11	89	.543
1996-97	82	33-40-9	75	.457
<b>TOTALS</b>	<b>249</b>	<b>113-102-34</b>	<b>260</b>	<b>.522</b>

### RON WILSON

Named head coach June 9, 1997. Relieved of coaching duties May 10, 2002.

YEAR	GM	W-L-T	PTS	PCT.
1997-98	82	40-30-12	92	.561
1998-99	82	31-45-6	68	.415
1999-00	82	44-24-12-2	102	.622
2000-01	82	41-27-10-4	96	.585
2001-02	82	36-33-11-2	85	.514
<b>TOTALS</b>	<b>410</b>	<b>192-159-51-8</b>	<b>443</b>	<b>.540</b>

### BRUCE CASSIDY

Named head coach June 25, 2002. Relieved of coaching duties Dec. 10, 2003.

YEAR	GM	W-L-T	PTS	PCT.
2002-03	82	39-29-8-6	92	.561
2003-04	28	8-18-1-1	18	.321
<b>TOTALS</b>	<b>110</b>	<b>47-47-9-7</b>	<b>110</b>	<b>.500</b>

### GLEN HANLON

Named head coach Dec 10, 2003. Relieved of coaching duties Nov. 22, 2008.

YEAR	GM	W-L-T	PTS	PCT.
2003-04	54	15-28-9-2	41	.380
2005-06	82	29-41-12	70	.427
2006-07	82	28-40-14	70	.427
2007-08	21	6-14-1	13	.310
<b>TOTALS</b>	<b>239</b>	<b>78-123-9-29</b>	<b>194</b>	<b>.406</b>

### BRUCE BOUDREAU

Named head coach Nov. 22, 2007. Relieved of coaching duties Nov. 28, 2011.

YEAR	GM	W-L-T	PTS	PCT.
2007-08	61	37-17-7	81	.664
2008-09	82	50-24-8	108	.659
2009-10	82	54-15-13	120	.732
2010-11	82	48-23-11	107	.652
2011-12	22	12-9-1	25	.568
<b>TOTALS</b>	<b>329</b>	<b>201-88-40</b>	<b>441</b>	<b>.655</b>

### DALE HUNTER

Named head coach Nov. 28, 2011. Left coaching duties May 14, 2012.

YEAR	GM	W-L-T	PTS	PCT.
2011-12	60	30-23-7	67	.558
<b>TOTALS</b>	<b>60</b>	<b>30-23-7</b>	<b>67</b>	<b>.558</b>

### ADAM OATES

Named head coach June 26, 2012. Relieved of coaching duties April 26, 2014.

YEAR	GM	W-L-T	PTS	PCT.
2012-13	48	27-18-3	57	.594
2013-14	82	38-30-14	90	.549
<b>TOTALS</b>	<b>130</b>	<b>65-48-17</b>	<b>147</b>	<b>.565</b>

### BARRY TROTZ

Named head coach May 26, 2014

YEAR	GM	W-L-T	PTS	PCT.
2014-15	82	45-26-11	101	.616
2015-16	82	56-18-8	120	.732
2016-17	82	55-19-8	118	.720
2017-18	82	49-26-7	105	.640
<b>TOTALS</b>	<b>328</b>	<b>205-89-34</b>	<b>444</b>	<b>.677</b>





# All-Time Player Register

## KEITH ACTON

F

#15

Signed as a free agent, July 27, 1993. Claimed by NY Islanders on waivers, Oct. 22, 1993.

YEAR	GP	G	A	PTS	PIM	+/-	PP	SH	GW
93-94	6	0	0	0	21	-4	0	0	0
NHL TOTAL	1023	226	358	584	1172	-24	33	11	29

## GREG ADAMS

F

#22

Acquired from Hartford for Torrie Robertson, Oct. 4, 1983. Traded to Edmonton for Geoff Courtnall, July 22, 1988.

YEAR	GP	G	A	PTS	PIM	+/-	PP	SH	GW
83-84	57	2	6	8	133	1	0	0	0
84-85	51	6	12	18	72	8	0	0	1
85-86	78	18	38	56	152	24	3	0	2
86-87	67	14	30	44	184	9	2	0	0
87-88	78	15	12	27	153	-3	3	0	0
TOTAL	331	55	98	153	694	39	8	0	3
NHL TOTAL	545	84	143	227	1173	1	11	0	5

## JASON ALLISON

F

#41

Capitals' 2nd choice (17th overall) in 1993 Entry Draft. Traded to Boston with Jim Carey and Anson Carter for Adam Oates, Bill Ranford and Rick Tocchet on March 1, 1997.

YEAR	GP	G	A	PTS	PIM	+/-	PP	SH	GW
93-94	2	0	1	1	0	1	0	0	0
94-95	12	2	1	3	6	-3	2	0	0
95-96	19	0	3	3	2	-3	0	0	0
96-97	53	5	17	22	25	-3	1	0	1
TOTAL	86	7	22	29	33	-8	3	0	1
NHL TOTAL	552	154	331	485	441	17	44	4	26

## KARL ALZNER

D

#47, 27

Capitals' 1st choice (5th overall) in 2007 Entry Draft. Signed with Montreal as free agent, July 1, 2017.

YEAR	GP	G	A	PTS	PIM	+/-	PP	SH	GW
08-09	30	1	4	5	2	-1	0	0	0
09-10	21	0	5	5	8	-2	0	0	0
10-11	82	2	10	12	24	14	0	0	0
11-12	82	1	16	17	29	12	0	0	0
12-13	48	1	4	5	14	-6	0	0	0
13-14	82	2	16	18	26	-7	0	0	1
14-15	82	5	16	21	20	14	0	0	0
15-16	82	4	17	21	26	14	0	0	1
16-17	82	4	17	21	26	14	0	0	1
16-17	82	3	10	13	28	23	0	0	0
TOTAL	591	19	98	117	177	61	0	0	2
NHL TOTAL	673	20	109	129	217	54	0	0	2

## MURRAY ANDERSON

D

#8

Acquired in 1974 Expansion Draft (22nd pick) from Minnesota. Contract expired September 1976.

YEAR	GP	G	A	PTS	PIM	+/-	PP	SH	GW
74-75	40	0	1	1	68	-40	0	0	0
NHL TOTAL	40	0	1	1	68	-40	0	0	0

## RON ANDERSON

F

#10, 12

Acquired in 1974 Expansion Draft (17th pick) from Boston. Contract expired April 1976.

YEAR	GP	G	A	PTS	PIM	+/-	PP	SH	GW
74-75	28	9	7	16	8	-20	4	0	0
NHL TOTAL	28	9	7	16	8	-20	4	0	0

## SHAWN ANDERSON

D

#36

Acquired from Buffalo for Bill Houlder, Sept. 30, 1990. Claimed by Quebec in 1990 Waiver Draft, Oct. 1, 1990. Acquired from Winnipeg for future considerations, Oct. 10, 1991. Became a free agent, June 14, 1994.

YEAR	GP	G	A	PTS	PIM	+/-	PP	SH	GW
92-93	60	2	6	8	18	-2	1	0	0
93-94	50	0	9	9	12	-1	0	0	0
TOTAL	110	2	15	17	30	-3	1	0	0
NHL TOTAL	225	11	51	62	117	1	6	0	0

## PETER ANDERSSON

D

#19

Capitals' 8th choice (173rd overall) in the 1980 Entry Draft. Traded to Quebec for the Nordiques' 3rd-round choice in the 1986 Entry Draft (Shawn Simpson), March 10, 1986.

YEAR	GP	G	A	PTS	PIM	+/-	PP	SH	GW
83-84	42	3	7	10	20	12	2	0	0
84-85	57	0	10	10	21	5	0	0	0
85-86	61	6	16	22	36	-8	3	0	3
TOTAL	160	9	33	42	77	11	5	0	3
NHL TOTAL	172	10	41	51	81	17	6	0	3

## MEL ANGELSTAD

F

#69

Signed as a free agent, April 3, 2004. Became a free agent, Aug. 1, 2005.

YEAR	GP	G	A	PTS	PIM	+/-	PP	SH	GW
03-04	2	0	0	0	2	0	0	0	0
NHL TOTAL	2	0	0	0	2	0	0	0	0

## CHUCK ARNASON

F

#19

Acquired from Minnesota for future considerations, March 13, 1979. Returned to Minnesota, April 24, 1979.

YEAR	GP	G	A	PTS	PIM	+/-	PP	SH	GW
78-79	13	0	2	2	4	-1	0	0	0
NHL TOTAL	401	109	90	199	122	-71	23	0	11

## JASON ARNOTT

F

#44

Acquired from New Jersey for C David Steckel and a 2012 2nd-round pick, Feb. 28, 2011. Became a free agent, July 1, 2011.

YEAR	GP	G	A	PTS	PIM	+/-	PP	SH	GW
10-11	11	4	3	7	8	3	2	0	1
NHL TOTAL	1244	417	521	938	1242	81	145	2	64

## STEVE ATKINSON

F

#21

Acquired in 1974 Expansion Draft (8th pick) from Buffalo. Contract expired June 1, 1975.

YEAR	GP	G	A	PTS	PIM	+/-	PP	SH	GW
74-75	46	11	4	15	8	-26	3	2	0
NHL TOTAL	302	60	51	111	104	-52	8	3	4

## KEITH AUCOIN

F

#20, 23

Signed as a free agent, July 3, 2008. Became free agent July 1, 2012.

YEAR	GP	G	A	PTS	PIM	+/-	PP	SH	GW
08-09	12	2	4	6	4	5	1	0	0
09-10	9	1	4	5	0	-2	0	0	0
10-11	1	0	0	0	0	E	0	0	0
11-12	27	3	8	11	0	4	0	0	1
TOTAL	49	6	16	11	4	7	1	0	0
NHL TOTAL	145	17	32	49	22	3	2	0	2

## PATRIK AUGUSTA

F

#14

Signed to an NHL contract Dec. 11, 1998. Became a free agent, July 1, 1999.

YEAR	GP	G	A	PTS	PIM	+/-	PP	SH	GW
98-99	2	0	0	0	0	E	0	0	0
NHL TOTAL	4	0	0	0	0	E	0	0	0

## BOB BABCOCK

D

#38, 29

Capitals' 11th choice (208th overall) in 1986 Entry Draft. Became a free agent, July 1, 1993.

YEAR	GP	G	A	PTS	PIM	+/-	PP	SH	GW
90-91	1	0	0	0	0	E	0	0	0
92-93	1	0	0	0	2	E	0	0	0
TOTAL	2	0	0	0	2	E	0	0	0
NHL TOTAL	2	0	0	0	2	E	0	0	0

## NICKLAS BACKSTROM

F

#19

Capitals' 1st choice (4th overall) in 2006 Entry Draft.

YEAR	GP	G	A	PTS	PIM	+/-	PP	SH	GW
07-08	82	14	55	69	24	13	3	0	4
08-09	82	22	66	88	46	16	14	0	1
09-10	82	33	68	101	50	37	11	0	4
10-11	77	18	47	65	40	24	4	1	2
11-12	42	14	30	44	24	-4	3	0	4
12-13	48	8	40	48	20	8	3	0	1
13-14	82	18	61	79	54	-20	6	1	1
14-15	82	18	60	78	40	5	3	0	3
15-16	75	20	50	70	36	17	3	0	4
16-17	82	23	63	83	38	17	8	0	5
17-18	81	21	50	71	46	5	7	0	4
NHL TOTAL	815	209	590	799	418	118	65	2	33

## GARNET "ACE" BAILEY

F

#9

Acquired from St. Louis with Stan Gilbertson for Denis Dupere, Feb. 10, 1975. Became a free agent, June 1, 1978.

YEAR	GP	G	A	PTS	PIM	+/-	PP	SH	GW
74-75	22	4	13	17	8	-29	1	0	0
75-76	67	13	19	32	75	-42	2	0	2
76-77	78	19	27	46	51	-21	2	0	2
77-78	40	7	12	19	28	-12	0	0	2
TOTAL	207	43	71	114	162	-104	5	0	6
NHL TOTAL	568	107	171	278	633	-76	14	3	12

## RILEY BARBER

F

#24

Capitals' 7th choice (167th overall) in 2012 Entry Draft.

YEAR	GP	G	A	PTS	PIM	+/-	PP	SH	GW
16-17	3	0	0	0	0	0	0	0	0
NHL TOTAL	3	0	0	0	0	0	0	0	0

# All-Time Player Register

## JOHN BARRETT

D

#6

Acquired from Detroit with Greg Smith for Darren Veitch, March 10, 1986. Traded to Minnesota for future considerations, Feb. 29, 1988. Reacquired and released, June 15, 1988.

YEAR	GP	G	A	PTS	PIM	+/-	PP	SH	GW
85-86	14	0	3	3	12	3	0	0	0
86-87	55	2	2	4	43	-16	0	0	0
TOTAL	69	2	5	7	55	-13	0	0	0
NHL TOTAL	488	20	77	97	604	-130	0	0	2

## BATES BATTAGLIA

F

#13

Acquired from Colorado with Jonas Johansson for Steve Konowalchuk and a third-round selection in the 2004 Entry Draft (later traded to Carolina-Casey Borer), Oct. 22, 2003. Became a free agent, Aug. 1, 2005.

YEAR	GP	G	A	PTS	PIM	+/-	PP	SH	GW
03-04	66	4	6	10	38	-23	0	0	1
NHL TOTAL	580	80	118	198	385	-34	11	2	12

## NOLAN BAUMGARTNER

D

#38

Capitals' 1st choice (10th overall) in the 1994 Entry Draft. Traded to Chicago for defenseman Remi Royer, July 21, 2000.

YEAR	GP	G	A	PTS	PIM	+/-	PP	SH	GW
95-96	1	0	0	0	0	-1	0	0	0
97-98	4	0	1	1	0	E	0	0	0
98-99	5	0	0	0	0	-3	0	0	0
99-00	8	0	1	1	2	-3	0	0	0
TOTAL	18	0	2	2	2	-3	0	0	0
NHL TOTAL	143	7	40	47	69	11	5	1	1

## ROBIN BAWA

F

#25

Signed as a free agent, May 22, 1987. Became a free agent, September 1990.

YEAR	GP	G	A	PTS	PIM	+/-	PP	SH	GW
89-90	5	1	0	1	2	-3	0	0	0
NHL TOTAL	61	6	1	7	60	-31	0	0	1

## JAY BEAGLE

F

#83

Signed as a free agent, March 26, 2008.

YEAR	GP	G	A	PTS	PIM	+/-	PP	SH	GW
08-09	3	0	0	0	2	-3	0	0	0
09-10	7	1	1	2	2	-1	0	0	0
10-11	31	2	1	3	8	-2	0	0	2
11-12	41	4	1	5	23	-2	0	0	0
12-13	48	2	6	8	14	-1	0	0	1
13-14	62	4	5	9	28	-9	0	0	0
14-15	62	10	10	20	20	6	0	0	2
15-16	57	8	9	17	24	0	0	0	1
16-17	81	13	17	30	22	20	0	1	4
17-18	79	7	15	22	16	3	0	1	2
NHL TOTAL	471	51	65	116	159	11	0	2	12

## YVES BEAUDOIN

D

#30, 38

Capitals' 6th choice (195th overall) in 1983 Entry Draft. Became a free agent, June 1988.

YEAR	GP	G	A	PTS	PIM	+/-	PP	SH	GW
85-86	4	0	0	0	0	-4	0	0	0
86-87	6	0	0	0	5	-4	0	0	0
87-88	1	0	0	0	0	-1	0	0	0
TOTAL	11	0	0	0	5	-9	0	0	0
NHL TOTAL	11	0	0	0	5	-9	0	0	0

## KRIS BEECH

F

#16, 24

Capitals' 1st choice (7th overall) in 1999 Entry Draft. Traded to Pittsburgh with Russ Lupaschuk and Michal Sivek for Jaromir Jagr and Frantisek Kucera, July 11, 2001. Acquired from Nashville with the Predators' 1st-round choice in the 2006 Entry Draft (Semyon Varlamov) for Brendan Witt, March 9, 2006. Became a free agent, July 1, 2007. Claimed off waivers from Vancouver, Jan. 23, 2008. Claimed by Pittsburgh off waivers, Jan. 26, 2008.

YEAR	GP	G	A	PTS	PIM	+/-	PP	SH	GW
00-01	4	0	0	0	2	-2	0	0	0
05-06	5	0	0	0	4	E	0	0	0
06-07	64	8	18	26	46	-11	3	0	0
TOTAL	73	8	18	26	52	-13	3	0	0
NHL TOTAL	198	25	42	67	113	-37	7	0	0

## ERIC BELANGER

F

#18

Acquired from Minnesota for Washington's second-round pick in the 2010 Entry Draft. Became a free agent, July 1, 2010.

YEAR	GP	G	A	PTS	PIM	+/-	PP	SH	GW
09-10	17	2	4	6	4	3	0	0	0
10-11	82	13	27	40	36	11	1	1	2
NHL TOTAL	820	138	220	358	361	-24	28	10	19

## BRIAN BELLOWS

F

#23

Signed as a free agent, March 24, 1998. Retired after the 1998-99 season.

YEAR	GP	G	A	PTS	PIM	+/-	PP	SH	GW
97-98	11	6	3	9	6	-3	5	0	2
98-99	76	17	19	36	26	-12	8	0	3
TOTAL	87	23	22	45	32	-15	13	0	5
NHL TOTAL	1188	485	537	1022	718	-125	198	13	58

## JAN BENDA

F

#28

Signed as a free agent, Oct. 1, 1997. Became a free agent, July 1, 1998.

YEAR	GP	G	A	PTS	PIM	+/-	PP	SH	GW
97-98	9	0	3	3	6	E	0	0	0
NHL TOTAL	9	0	3	3	6	E	0	0	0

## HARVEY BENNETT

F

#27

Acquired from Pittsburgh for Stan Gilbertson, Dec. 16, 1975. Sold to Philadelphia, Nov. 24, 1976.

YEAR	GP	G	A	PTS	PIM	+/-	PP	SH	GW
75-76	49	12	10	22	39	-27	1	0	1
76-77	18	2	6	8	34	-9	0	0	0
TOTAL	67	14	16	30	73	-36	1	0	1
NHL TOTAL	268	44	46	90	347	-92	3	0	4

## SERGE BEREZIN

F

#94

Acquired from Chicago for the Capitals' 4th choice in the 2004 Entry Draft, March 11, 2003. Became a free agent, July 1, 2003.

YEAR	GP	G	A	PTS	PIM	+/-	PP	SH	GW
02-03	9	5	4	9	4	10	0	0	2
NHL TOTAL	502	160	126	286	54	29	43	1	23

## MICHEL BERGERON

F

#12, 16

Acquired from the NY Islanders for the Capitals' 2nd choice in the 1979 Entry Draft (Tomas Jonsson), Oct. 19, 1978. Released on Jan. 27, 1979.

YEAR	GP	G	A	PTS	PIM	+/-	PP	SH	GW
78-79	30	7	6	13	7	-18	1	0	1
NHL TOTAL	229	80	58	138	165	-37	17	0	12

## TIM BERGLAND

F

#11

Capitals' 1st choice (75th overall) in the 1983 Entry Draft. Claimed by Tampa Bay in 1992 Expansion Draft, June 18, 1992. Claimed on waivers from Tampa Bay, March 17, 1994. Became a free agent, June 14, 1994.

YEAR	GP	G	A	PTS	PIM	+/-	PP	SH	GW
89-90	32	2	5	7	31	2	0	0	0
90-91	47	5	9	14	21	-1	0	0	0
91-92	22	1	4	5	2	-3	0	0	0
93-94	3	0	0	0	4	-1	0	0	0
TOTAL	104	8	18	26	58	-3	0	0	0
NHL TOTAL	182	17	26	43	75	-22	0	0	0

## RICK BERRY

D

#4

Claimed from Pittsburgh in the waiver draft, Oct. 4, 2002. Became a free agent, July 1, 2004.

YEAR	GP	G	A	PTS	PIM	+/-	PP	SH	GW
02-03	43	2	1	3	87	-3	0	0	1
03-04	65	0	6	6	108	-5	0	0	0
TOTAL	108	2	7	9	195	-8	0	0	1
NHL TOTAL	197	2	13	15	314	-6	0	0	1

## CRAIG BERUBE

F

#27

Acquired from Calgary for Washington's 5th choice in the 1993 Entry Draft (Darryl LaFrance), June 26, 1993. Traded to Philadelphia for future considerations, March 23, 1999. Signed as a free agent, July 7, 2000. Traded to the NY Islanders for their 9th choice in the 2001 Entry Draft (Robert Muller), Jan. 11, 2001.

YEAR	GP	G	A	PTS	PIM	+/-	PP	SH	GW
93-94	84	7	7	14	305	-4	0	0	0
94-95	43	2	4	6	173	-5	0	0	0
95-96	50	2	10	12	151	1	1	0	1
96-97	80	4	3	7	218	-11	0	0	1
97-98	74	6	9	15	189	-3	0	0	0
98-99	66	5	4	9	166	-7	0	0	0
00-01	22	0	1	1	18	-3	0	0	0
TOTAL	419	26	38	64	1220	-32	1	0	2
NHL TOTAL	1054	61	98	159	3149	-81	3	0	8

## TODD BIDNER

F

#22, 23

Capitals' 5th choice (110th overall) in 1980 Entry Draft. Traded to Edmonton for Doug Hicks, March 9, 1982.

YEAR	GP	G	A	PTS	PIM	+/-	PP	SH	GW
81-82	12	2	1	3	7	E	0	0	1
NHL TOTAL	12	2	1	3	7	E	0	0	1



# All-Time Player Register

## MATHIEU BIRON

D

#34

Signed as a free agent, Aug. 10, 2005. Became a free agent July 1, 2006.

YEAR	GP	G	A	PTS	PIM	+/-	PP	SH	GW
05-06	52	4	9	13	50	-11	3	0	0
NHL TOTAL	253	12	32	44	177	-69	5	1	3

## JAMES BLACK

F

#28, 21

Acquired from Chicago for future considerations, Oct. 15, 1998. Became a free agent, July 1, 2001.

YEAR	GP	G	A	PTS	PIM	+/-	PP	SH	GW
98-99	75	16	14	30	14	5	1	1	3
99-00	49	8	9	17	6	-1	1	0	1
00-01	42	1	5	6	4	-3	0	0	0
TOTAL	166	25	28	53	24	1	2	1	4
NHL TOTAL	352	58	57	115	84	-8	7	2	12

## TIMO BLOMQUIST

D

#17

Capitals' 4th choice (89th overall) in 1980 Entry Draft. Became a free agent, July 1, 1986.

YEAR	GP	G	A	PTS	PIM	+/-	PP	SH	GW
81-82	44	1	11	12	62	-17	0	0	0
82-83	61	1	17	18	67	15	1	0	1
83-84	65	1	19	20	84	17	0	0	0
84-85	53	1	4	5	51	11	0	0	0
TOTAL	223	4	51	55	264	26	1	0	1
NHL TOTAL	243	4	53	57	293	23	1	0	1

## MIKE BLOOM

F

#23

Acquired in 1974 Expansion Draft (13th pick) from Boston. Traded to Detroit for Blair Stewart, March 9, 1975.

YEAR	GP	G	A	PTS	PIM	+/-	PP	SH	GW
74-75	69	7	19	26	84	-54	0	0	0
NHL TOTAL	201	30	47	77	215	-81	2	0	2

## JOHN BLUM

D

#17, 33

Claimed from Boston in the waiver draft, Oct. 6, 1986. Traded to Boston for the Bruins' 7th choice in the 1988 Entry Draft (Brad Schlegel), May 27, 1987.

YEAR	GP	G	A	PTS	PIM	+/-	PP	SH	GW
86-87	66	2	8	10	133	1	0	0	0
NHL TOTAL	250	7	34	41	610	8	0	0	1

## PATRICK BOILEAU

D

#39, 41, 45

Capitals' 3rd choice (69th overall) in the 1993 Entry Draft. Became a free agent, July 1, 2002.

YEAR	GP	G	A	PTS	PIM	+/-	PP	SH	GW
1996-97	1	0	0	0	0	0	0	0	0
1998-99	4	0	1	1	2	-4	0	0	0
2001-02	2	0	0	0	2	-2	0	0	0
TOTAL	7	0	1	1	4	-6	0	0	0
NHL TOTAL	48	5	11	16	26	-13	3	0	1

## LARRY BOLONCHUK

D

#24, 8, 4

Acquired in 1974 Expansion Draft (21st pick) from Vancouver. Became a free agent June 1, 1978.

YEAR	GP	G	A	PTS	PIM	+/-	PP	SH	GW
75-76	1	0	1	1	0	-1	0	0	0
76-77	9	0	0	0	12	-12	0	0	0
77-78	49	3	8	11	79	-19	0	0	0
TOTAL	59	3	9	12	91	-32	0	0	0
NHL TOTAL	74	3	9	13	97	-43	0	0	0

## PETER BONDRA

F

#12

Capitals' 9th choice (156th overall) in 1990 Entry Draft. Traded to Ottawa for Brooks Laich and Ottawa's 2nd choice in the 2005 Entry Draft (later traded to Colorado-Chris Durand), Feb. 18, 2004.

YEAR	GP	G	A	PTS	PIM	+/-	PP	SH	GW
90-91	54	12	16	28	47	-10	4	0	1
91-92	71	28	28	56	42	16	4	0	3
92-93	83	37	48	85	70	8	10	0	7
93-94	69	24	19	43	40	22	4	0	2
94-95	47	34	9	43	24	9	12	6	3
95-96	67	52	28	80	40	18	11	4	7
96-97	77	46	31	77	72	7	10	4	3
97-98	76	52	26	78	44	14	11	5	13
98-99	66	31	24	55	56	-1	6	3	5
99-00	62	21	17	38	30	5	5	3	5
00-01	82	45	36	81	60	8	22	4	8
01-02	77	39	31	70	80	-2	17	1	8
02-03	76	30	26	56	52	-3	9	2	4
03-04	54	21	14	35	22	-17	12	0	4
TOTAL	961	472	353	825	679	74	137	32	73
NHL TOTAL	1081	503	389	892	761	74	149	32	78

## PIERRE BOUCHARD

D

#29, 26

Claimed from Montreal in the waiver draft, Oct. 9, 1978. Became a free agent, Oct. 25, 1982.

YEAR	GP	G	A	PTS	PIM	+/-	PP	SH	GW
78-79	1	0	0	0	0	1	0	0	0
79-80	54	5	9	14	16	-7	0	0	0
80-81	50	3	7	10	28	-18	0	0	0
81-82	1	0	0	0	10	-2	0	0	0
TOTAL	106	8	16	24	54	-26	0	0	0
NHL TOTAL	595	24	82	106	433	110	0	1	2

## JOSEF BOUMEDIENNE

D

#39, 2

Acquired from Ottawa for Dean Melanson, Dec. 16, 2002. Became a free agent, July 1, 2008.

YEAR	GP	G	A	PTS	PIM	+/-	PP	SH	GW
02-03	6	1	0	1	0	-1	0	0	1
03-04	37	2	12	14	30	-10	2	0	0
TOTAL	43	3	12	15	30	-11	2	0	1
NHL TOTAL	47	4	12	16	36	-13	2	0	1

## CHRIS BOURQUE

F

#56

Capitals' 4th choice (33rd overall) in 2004 Entry Draft. Claimed on waivers by Pittsburgh, Sept. 30, 2009. Claimed off waivers from Pittsburgh, Dec. 5, 2009. Signed with KHL, July 2010.

YEAR	GP	G	A	PTS	PIM	+/-	PP	SH	GW
07-08	4	0	0	0	2	E	0	0	0
08-09	8	1	0	1	0	E	0	0	0
09-10	1	0	0	0	0	-2	0	0	0
TOTAL	13	1	0	1	2	-2	0	0	0
NHL TOTAL	51	2	6	8	18	-12	0	0	1

## MADISON BOWEY

D

#22

Capitals' 2nd choice (53rd overall) in 2013 Entry Draft.

YEAR	GP	G	A	PTS	PIM	+/-	PP	SH	GW
17-18	51	0	12	12	24	-3	0	0	0
NHL TOTAL	51	0	12	12	24	-3	0	0	0

## TRAVIS BOYD

F

#72

Capitals' 6th choice (117th overall) in 2011 Entry Draft.

YEAR	GP	G	A	PTS	PIM	+/-	PP	SH	GW
17-18	8	0	1	1	2	2	0	0	0
NHL TOTAL	8	0	1	1	2	2	0	0	0

## MATT BRADLEY

F

#10

Signed as a free agent, Aug. 18, 2005. Became a free agent, July 1, 2011.

YEAR	GP	G	A	PTS	PIM	+/-	PP	SH	GW
05-06	74	7	12	19	72	-8	0	0	1
06-07	57	4	9	13	47	-5	0	0	0
07-08	77	7	11	18	74	1	1	1	2
08-09	81	5	6	11	59	-1	0	0	1
09-10	77	10	14	24	47	6	0	1	5
10-11	61	4	7	11	68	-3	0	0	0
TOTAL	427	37	59	96	367	-10	1	2	9
NHL TOTAL	675	59	90	149	562	-19	1	2	12

## RICK BRAGNALO

F

#18, 12, 8

Signed as a free agent, March 1976. Became a free agent, June 1, 1980.

YEAR	GP	G	A	PTS	PIM	+/-	PP	SH	GW
75-76	19	2	10	12	8	-4	0	0	0
76-77	80	11	12	23	16	-16	1	2	1
77-78	44	2	13	15	22	-6	0	0	0
78-79	2	0	0	0	0	-1	0	0	0
TOTAL	145	15	35	50	46	-27	1	2	1
NHL TOTAL	145	15	35	50	46	-27	1	2	1

## DONALD BRASHEAR

F

#87

Signed as a free agent, July 14, 2006. Became a free agent, July 1, 2009.

YEAR	GP	G	A	PTS	PIM	+/-	PP	SH	GW
06-07	77	4	9	13	156	1	0	0	0
07-08	80	5	3	8	119	-7	0	0	0
08-09	63	1	3	4	121	-6	0	0	1
TOTAL	220	10	15	25	396	-12	0	0	1
NHL TOTAL	1025	85	120	205	2634	-93	4	0	13

## GORD BROOKS

F

#10

Acquired in 1974 Expansion Draft (14th pick) from St. Louis. Became a free agent, June 1, 1975.

YEAR	GP	G	A	PTS	PIM	+/-	PP	SH	GW
74-75	38	1	10	11	25	-19	1	0	0
NHL TOTAL	70	7	18	25	37	-19	1	0	1



# All-Time Player Register

## WILLIE BROSSART

D

#17, 5

Acquired from Toronto with Tim Ecclestone for Rod Seiling, Nov. 2, 1974. Became a free agent, June 1, 1976.

YEAR	GP	G	A	PTS	PIM	+/-	PP	SH	GW
74-75	12	1	0	1	14	-14	0	0	0
75-76	49	0	8	8	40	-49	0	0	0
TOTAL	61	1	8	9	54	-63	0	0	0
NHL TOTAL	129	1	14	15	88	-75	0	0	0

## JULIEN BROUILLETTE

D

#59

Signed as a free agent, April 5, 2013. Became a free agent, July 1, 2014.

YEAR	GP	G	A	PTS	PIM	+/-	PP	SH	GW
13-14	10	1	1	2	0	3	0	0	1
TOTAL:	11	1	1	2	0	3	0	0	1

## TROY BROUWER

F

#20

Acquired from Chicago for Washington's 1st choice in the 2011 Entry Draft (Phillip Danault) on June 24, 2011. Traded to St. Louis with Phoenix Copley and Washington's 3rd pick in the 2016 Entry Draft for T.J. Oshie, July 2, 2015.

YEAR	GP	G	A	PTS	PIM	+/-	PP	SH	GW
11-12	82	18	15	33	61	-15	3	0	5
12-13	47	19	14	33	28	-5	7	1	5
13-14	82	25	18	43	92	-6	12	0	3
14-15	82	21	22	43	53	11	8	2	3
TOTAL:	293	83	69	152	234	-7	30	3	16
NHL TOTAL	763	169	172	341	541	-23	60	6	34

## CHRIS BROWN

F

#67

Acquired from Phoenix for Martin Erat and John Mitchell, March 4, 2014. Traded to NY Rangers for Ryan Bourque, Feb. 28, 2016.

YEAR	GP	G	A	PTS	PIM	+/-	PP	SH	GW
13-14	6	1	1	2	0	0	0	0	0
14-15	5	1	0	1	2	1	0	0	0
15-16	1	0	0	0	0	0	0	0	0
NHL TOTAL	23	2	1	3	21	1	0	0	0

## JEFF BROWN

D

#28

Acquired from Toronto for Sylvain Cote, March 24, 1998. Retired after the 1997-98 season.

YEAR	GP	G	A	PTS	PIM	+/-	PP	SH	GW
97-98	9	0	6	6	6	4	0	0	0
NHL TOTAL	747	154	430	584	498	-51	80	5	16

## ANDREW BRUNETTE

F

#18

Capitals' 6th choice (174th overall) in the 1993 Entry Draft. Claimed by Nashville in the 1998 Expansion Draft, June 26, 1998.

YEAR	GP	G	A	PTS	PIM	+/-	PP	SH	GW
95-96	11	3	3	6	0	5	0	0	1
96-97	23	4	7	11	12	-3	2	0	0
97-98	28	11	12	23	12	2	4	0	2
TOTAL	62	18	22	40	24	4	6	0	3
NHL TOTAL	1032	256	450	706	310	-65	110	0	32

## JAN BULIS

F

#8, 38

Capitals' 3rd choice (43rd overall) in 1996 Entry Draft. Traded with Richard Zednik and Washington's 1st choice in the 2001 Entry Draft (Alexander Perezogin) to Montreal for Trevor Linden, Dainius Zubrus and Washington's 2nd choice in the 2001 Entry Draft (traded to Tampa Bay-Andreas Holmqvist), March 13, 2001.

YEAR	GP	G	A	PTS	PIM	+/-	PP	SH	GW
97-98	48	5	11	16	18	-5	0	0	0
98-99	38	7	16	23	6	3	3	0	3
99-00	56	9	22	31	30	7	0	0	1
00-01	39	5	13	18	26	E	1	0	0
TOTAL	181	26	62	88	80	5	4	0	4
NHL TOTAL	552	96	149	245	268	-3	13	3	18

## TED BULLEY

F

#29

Acquired from Chicago with Dave Hutchinson for future considerations, Aug. 28, 1982. Signed as a free agent by Pittsburgh, Sept. 30, 1983.

YEAR	GP	G	A	PTS	PIM	+/-	PP	SH	GW
82-83	39	4	9	13	47	-3	0	0	1
NHL TOTAL	414	101	113	214	704	8	13	0	20

## ANDRE BURAKOVSKY

F

#65

Capitals' 1st choice (23rd overall) in the 2013 Entry Draft.

YEAR	GP	G	A	PTS	PIM	+/-	PP	SH	GW
14-15	53	9	13	22	10	12	2	0	2
15-16	79	17	21	38	12	4	0	0	1
16-17	64	12	23	35	14	13	2	0	1
17-18	56	12	13	25	27	3	2	0	5
NHL TOTAL	252	50	70	120	63	32	6	0	9

## RANDY BURRIDGE

F

#18

Acquired from Boston for Stephen Leach, June 20, 1991. Traded to Los Angeles for Warren Rychel (traded to Toronto for the Maple Leafs' 4th pick in the 1995 Entry Draft-Sebastien Charpentier), Feb. 10, 1995.

YEAR	GP	G	A	PTS	PIM	+/-	PP	SH	GW
91-92	66	23	44	67	50	-4	9	0	3
92-93	4	0	0	0	0	1	0	0	0
93-94	78	25	17	42	73	-1	8	1	5
94-95	2	0	0	0	2	E	0	0	0
TOTAL	150	48	61	109	125	-4	17	1	8
NHL TOTAL	706	199	251	450	458	65	47	9	29

## NELSON BURTON

F

#12, 27, 8

Capitals' 4th choice (57th overall) in 1977 Amateur Draft. Traded to Quebec for Dave Parro, June 15, 1979.

YEAR	GP	G	A	PTS	PIM	+/-	PP	SH	GW
77-78	5	1	0	1	8	-3	0	0	0
78-79	3	0	0	0	13	-2	0	0	0
TOTAL	8	1	0	1	21	-5	0	0	0
NHL TOTAL	8	1	0	1	21	-5	0	0	0

## ERIC CALDER

D

#26, 24

Capitals' 2nd choice (45th overall) in the 1981 Entry Draft. Retired, Aug. 20, 1984.

YEAR	GP	G	A	PTS	PIM	+/-	PP	SH	GW
81-82	1	0	0	0	0	E	0	0	0
82-83	1	0	0	0	0	E	0	0	0
TOTAL	2	0	0	0	0	E	0	0	0
NHL TOTAL	2	0	0	0	0	E	0	0	0

## TONY CAMAZZOLA

F

#2

Capitals' 9th choice (195th overall) of 1980 Entry Draft. Released from contract, June 1, 1984.

YEAR	GP	G	A	PTS	PIM	+/-	PP	SH	GW
81-82	3	0	0	0	4	E	0	0	0
NHL TOTAL	3	0	0	0	4	E	0	0	0

## PAUL CAREY

F

#28

Signed as a free agent, July 8, 2015. Signed with NY Rangers July 1, 2017

YEAR	GP	G	A	PTS	PIM	+/-	PP	SH	GW
15-16	4	1	0	1	0	0	0	0	0
16-17	6	0	0	0	0	0	0	0	0
TOTAL	32	1	1	2	0	2	0	0	0
NHL TOTAL	92	8	8	16	20	-11	1	1	1

## JOHN CARLSON

D

#74

Capitals' 2nd choice (27th overall) of 2008 Entry Draft.

YEAR	GP	G	A	PTS	PIM	+/-	PP	SH	GW
09-10	22	1	5	6	8	11	0	0	0
10-11	82	7	30	37	44	21	1	0	3
11-12	82	9	23	32	22	-15	4	0	0
12-13	48	6	16	22	18	11	0	0	0
13-14	82	10	27	37	22	-3	5	0	0
14-15	82	12	43	55	28	11	3	1	3
15-16	56	8	31	39	14	16	2	0	4
16-17	72	9	28	37	10	7	3	0	3
17-18	82	15	53	68	32	0	4	0	4
NHL TOTAL	608	77	256	333	198	59	22	1	17

## KENT CARLSON

D

#39

Acquired from Winnipeg for future considerations, Oct. 19, 1988. Released, February 1988.

YEAR	GP	G	A	PTS	PIM	+/-	PP	SH	GW
88-89	2	1	0	1	0	2	0	0	0
NHL TOTAL	113	7	11	18	148	-10	0	0	2

## BOB CARPENTER

F

#10, 11

Capitals' 1st choice (3rd overall) in the 1981 Entry Draft. Traded to NY Rangers with the Capitals' 2nd choice in 1989 Entry Draft (Jason Prosofsky) for Bob Crawford, Kelly Miller and Mike Ridley, Jan. 1, 1987. Signed as a free agent, June 30, 1992. Became a free agent, Aug. 1, 1993.

YEAR	GP	G	A	PTS	PIM	+/-	PP	SH	GW
81-82	80	32	35	67	69	-23	7	1	3
82-83	80	32	37	69	64	E	14	0	4
83-84	80	28	40	68	51	E	8	0	5
84-85	80	53	42	95	87	20	12	0	7
85-86	80	27	29	56	105	-12	7	0	3
86-87	22	5	7	12	21	-7	4	0	0
92-93	68	11	17	28	65	-16	2	0	0
TOTAL	490	188	207	395	462	-38	54	1	22
NHL TOTAL	1178	320	408	728	919	-81	82	7	40



# All-Time Player Register

## CONNOR CARRICK

D

#58

Capitals' 5th choice (137th overall) in 2012 Entry Draft. Traded to Toronto with Brooks Laich and Washington's 2nd pick in the 2016 Entry Draft for Daniel Winnik and Toronto's 5th choice in the 2016 Entry Draft, Feb. 28, 2016.

YEAR	GP	G	A	PTS	PIM	+/-	PP	SH	GW
13-14	34	1	5	6	23	-9	0	0	0
15-16	3	0	0	0	0	-2	0	0	0
TOTAL	37	1	5	6	23	-11	0	0	0
NHL TOTAL	167	9	21	30	116	-1	2	0	4

## GREG CARROLL

F

#11

Capitals' 2nd choice (15th overall) in 1976 Amateur Draft. Signed from New England (WHA), Sept. 21, 1978. Released on waivers, Jan. 4, 1979.

YEAR	GP	G	A	PTS	PIM	+/-	PP	SH	GW
78-79	24	5	6	11	12	-2	0	0	0
NHL TOTAL	131	20	34	54	44	-13	1	1	2

## ANSON CARTER

F

#33

Acquired from Colorado for Washington's 4th choice in the 1996 Entry Draft (Ben Storey), April 4, 1996. Traded to Boston with Jim Carey and Jason Allison for Adam Oates, Rick Tocchet and Bill Ranford, March 1, 1997. Acquired from New York Rangers for Jaromir Jagr, Jan. 23, 2004. Traded to Los Angeles Kings for Jared Aulin, March 8, 2004.

YEAR	GP	G	A	PTS	PIM	+/-	PP	SH	GW
96-97	19	3	2	5	7	E	1	0	1
03-04	19	5	5	10	6	2	2	0	2
TOTAL	38	8	7	15	13	2	3	0	3
NHL TOTAL	674	202	219	421	229	-12	72	3	36

## ANDREW CASSELS

F

#25

Signed as a free agent, Aug. 9, 2005. Waived, Jan. 28, 2006.

YEAR	GP	G	A	PTS	PIM	+/-	PP	SH	GW
05-06	31	4	8	12	14	-3	2	0	0
NHL TOTAL	1015	204	528	732	410	-73	72	9	28

## TONY CASSOLATO

F

#25, 40

Signed as a free agent from Birmingham (WHA), August 1976. Became a free agent, June 1, 1983.

YEAR	GP	G	A	PTS	PIM	+/-	PP	SH	GW
79-80	9	0	2	2	0	2	0	0	0
80-81	2	0	0	0	0	E	0	0	0
81-82	12	1	4	5	4	1	0	0	0
TOTAL	23	1	6	7	4	3	0	0	0
NHL TOTAL	23	1	6	7	4	3	0	0	0

## PAUL CAVALLINI

D

#30, 28, 14

Capitals' 10th choice (205th overall) in the 1984 Entry Draft. Traded to St. Louis for Blues' 2nd choice in the 1988 Entry Draft (Wade Bartley), Dec. 11, 1987. Acquired from St. Louis for Kevin Miller, Nov. 1, 1992. Traded to Dallas for Enrico Ciccone, June 26, 1993.

YEAR	GP	G	A	PTS	PIM	+/-	PP	SH	GW
86-87	6	0	2	2	8	-4	0	0	0
87-88	24	2	3	5	66	E	0	0	1
92-93	71	5	8	13	46	3	0	0	0
TOTAL	101	7	13	20	120	-1	0	0	1
NHL TOTAL	564	56	177	233	750	116	16	2	6

## SHAWN CHAMBERS

D

#25

Acquired from Minnesota for Steve Maltais and Trent Klatt, June 9, 1991. Claimed by Tampa Bay in 1992 Expansion Draft, June 18, 1992.

YEAR	GP	G	A	PTS	PIM	+/-	PP	SH	GW
91-92	2	0	0	0	2	-3	0	0	0
NHL TOTAL	625	50	185	235	364	-5	20	5	6

## ERIC CHARRON

D

#28

Acquired from Tampa Bay for a 3rd round pick in the 1997 Entry Draft (Eero Somervuori), Nov. 17, 1995. Traded to Calgary for Calgary's 7th choice in the 1998 Entry Draft (Nathan Forster), Sept. 4, 1997.

YEAR	GP	G	A	PTS	PIM	+/-	PP	SH	GW
95-96	4	0	1	1	4	3	0	0	0
96-97	25	1	1	2	20	1	0	0	0
TOTAL	29	1	2	3	24	4	0	0	0
NHL TOTAL	130	2	7	9	127	-10	0	0	0

## GUY CHARRON

F

#15

Signed as a free agent from Colorado, Sept. 1, 1976 (Colorado accepted rights to Nelson Pyatt as compensation). Released after the 1980-81 season.

YEAR	GP	G	A	PTS	PIM	+/-	PP	SH	GW
76-77	80	36	46	82	10	-28	6	1	4
77-78	80	38	35	73	12	-25	4	0	3
78-79	80	28	42	70	24	-14	9	0	4
79-80	33	11	20	31	6	-2	5	0	1
80-81	47	5	13	18	2	-4	2	1	0
TOTAL	320	118	156	274	54	-73	26	2	12
NHL TOTAL	734	221	309	530	146	-208	47	2	23

## DENIS CHASSE

F

#26

Acquired from St. Louis in exchange for Rob Pearson, Jan. 28, 1996. Traded to Winnipeg for Stewart Malgunas, Feb. 15, 1996.

YEAR	GP	G	A	PTS	PIM	+/-	PP	SH	GW
95-96	3	0	0	0	5	-1	0	0	0
NHL TOTAL	132	11	14	25	292	2	20	0	1

## ALEX CHIASSON

F

#39

Signed as a free agent, Oct. 4, 2017. Became a free agent July 1, 2018.

YEAR	GP	G	A	PTS	PIM	+/-	PP	SH	GW
17-18	61	9	9	18	26	1	1	1	2
NHL TOTAL	381	59	65	124	222	-26	13	3	10

## JASON CHIMERA

F

#25

Acquired from Columbus in exchange for Chris Clark and Milan Jurcina, Dec. 28, 2009. Signed with NY Islanders as free agent, July 1, 2016.

YEAR	GP	G	A	PTS	PIM	+/-	PP	SH	GW
09-10	39	7	10	17	51	6	0	0	0
10-11	81	10	16	26	64	-10	2	0	1
11-12	82	20	19	39	78	4	1	2	5
12-13	47	3	11	14	48	-5	0	0	0
13-14	82	15	27	42	36	4	1	0	0
14-15	77	7	12	19	51	-1	0	0	2
15-16	82	20	20	40	22	0	4	2	3
TOTAL	490	82	115	197	350	-2	8	4	11
NHL TOTAL	1,107	186	229	415	892	-31	14	10	30

## TAYLOR CHORNEY

D

#4

Signed as a free agent, July 1, 2015.

YEAR	GP	G	A	PTS	PIM	+/-	PP	SH	GW
15-16	55	1	5	6	21	8	0	0	0
16-17	18	1	4	5	11	8	0	0	1
17-18	24	1	3	4	8	8	0	0	0
Total	97	3	12	15	40	24	0	0	1
NHL TOTAL	166	4	18	22	56	-6	1	0	2

## DAVE CHRISTIAN

F

#27

Acquired from Winnipeg for Washington's 1st choice in the 1983 Entry Draft (Bobby Dollas), June 8, 1983. Traded to Boston for Bob Joyce, Dec. 13, 1989.

YEAR	GP	G	A	PTS	PIM	+/-	PP	SH	GW
83-84	80	29	52	81	28	26	9	0	6
84-85	80	26	43	69	14	20	5	0	2
85-86	80	41	42	83	15	3	18	2	4
86-87	76	23	27	50	8	-5	5	0	2
87-88	80	37	21	58	26	-14	14	0	5
88-89	80	34	31	65	12	2	16	1	1
89-90	28	3	8	11	4	-12	0	0	1
TOTAL	504	193	224	417	107	20	67	3	21
NHL TOTAL	1009	340	433	773	284	-65	102	8	35

## TOM CHORSKE

F

#9

Acquired from NY Islanders with Islanders' 8th choice in the 1999 Entry Draft (Maxim Orlov) for Washington's 6th choice in 1999 Entry Draft (Bjorn Melin), Oct. 16, 1998. Traded to Calgary for future considerations, March 22, 1999.

YEAR	GP	G	A	PTS	PIM	+/-	PP	SH	GW
98-99	17	0	2	2	4	-4	0	0	0
NHL TOTAL	596	115	122	237	225	-2	6	11	14

## BRAD CHURCH

F

#25

Capitals' 1st choice (17th overall) in the 1995 Entry Draft. Traded to Edmonton, Feb. 3, 1999, in exchange for the rights to Barrie Moore.

YEAR	GP	G	A	PTS	PIM	+/-	PP	SH	GW
97-98	2	0	0	0	0	E	0	0	0
NHL TOTAL	2	0	0	0	0	E	0	0	0

## DINO CICCARELLI

F

#22

Acquired from Minnesota with Bob Rouse for Mike Gartner and Larry Murphy, March 7, 1989. Traded to Detroit for Kevin Miller, June 20, 1992.

YEAR	GP	G	A	PTS	PIM	+/-	PP	SH	GW
88-89	11	12	3	15	12	10	3	0	3
89-90	80	41	38	79	122	-5	10	0	6
90-91	54	21	18	39	66	-17	2	0	2
91-92	78	38	38	76	78	-10	13	0	7
TOTAL	223	112	97	209	278	-22	28	0	18
NHL TOTAL	1232	608	592	1200	1425	-2	232	1	73

# All-Time Player Register

## ENRICO CICCONE

D

#39, 19

Acquired from Dallas for Paul Cavallini, June 22, 1993. Traded to Tampa Bay with Washington's 3rd choice in the 1994 Entry Draft (later traded to Anaheim-Craig Reichert) and a conditional draft pick for Joe Reekie, March 21, 1994. Re-acquired from Tampa Bay for future considerations, Dec. 28, 1998. Became a free agent, July 1, 2000.

YEAR	GP	G	A	PTS	PIM	+/-	PP	SH	GW
93-94	46	1	1	2	174	-2	0	0	0
98-99	43	2	0	2	103	-6	0	0	0
TOTAL	89	2	1	4	277	-8	0	0	0
NHL TOTAL	374	10	18	28	1469	-11	0	0	1

## IVAN CIERNIK

F

#27

Claimed off waivers from Ottawa, Jan. 9, 2002. Became a free agent, July 1, 2004.

YEAR	GP	G	A	PTS	PIM	+/-	PP	SH	GW
01-02	6	0	1	1	2	0	0	0	0
02-03	47	8	10	18	24	6	0	0	2
03-04	7	1	1	2	0	0	0	0	0
TOTAL	60	9	12	21	26	6	0	0	2
NHL TOTAL	89	12	14	26	32	9	0	0	2

## CHRIS CLARK

F

#17

Acquired from Calgary with Calgary's 7th choice in the 2007 Entry Draft (Andrew Glass) for Washington's 7th choice in the 2006 Entry Draft (Devin DiDionete) and Washington's 6th choice in the 2007 Entry Draft (later traded to Colorado-Jens Hellgren), Aug. 4, 2005. Traded to Columbus with Milan Jurcina for Jason Chimera, Dec. 28, 2009.

YEAR	GP	G	A	PTS	PIM	+/-	PP	SH	GW
05-06	78	20	19	39	110	9	1	3	0
06-07	74	30	24	54	66	-10	9	4	2
07-08	18	5	4	9	43	E	1	0	1
08-09	32	1	5	6	32	-3	0	0	3
09-10	38	4	11	15	27	-4	0	0	0
TOTAL	240	60	63	123	278	-8	11	7	6
NHL TOTAL	607	103	111	214	700	-48	22	8	12

## BILL CLEMENT

F

#10

Acquired from Philadelphia with Don McLean and Flyers' 1st choice in 1978 Amateur Draft (Alex Forsyth) for Capitals' 1st choice in the 1975 Entry Draft (Mel Bridgman), June 3, 1975. Traded to Atlanta for Gerry Meehan, Jean Lemieux and Flames' 1st choice in the 1976 Entry Draft (Greg Carroll), Jan. 22, 1976.

YEAR	GP	G	A	PTS	PIM	+/-	PP	SH	GW
75-76	46	10	17	27	20	-30	2	0	0
NHL TOTAL	719	148	208	356	383	-22	9	16	21

## STEVE CLIPPINGDALE

F

#26

Acquired from Los Angeles for Mike Marson, June 11, 1979. Released, October 1980.

YEAR	GP	G	A	PTS	PIM	+/-	PP	SH	GW
79-80	3	0	0	0	0	E	0	0	0
NHL TOTAL	19	1	2	3	9	3	0	0	0

## BEN CLYMER

F/D

#27

Signed as a free agent, Aug. 8, 2005. Contract bought out, June 24, 2008.

YEAR	GP	G	A	PTS	PIM	+/-	PP	SH	GW
05-06	77	16	17	33	72	-7	3	0	3
06-07	66	7	13	20	44	-17	0	0	0
TOTAL	143	23	30	53	116	-24	3	0	3
NHL TOTAL	438	52	77	129	367	-64	13	0	6

## BILL COLLINS

F

#26

Purchased from Philadelphia, Dec. 4, 1976. Became a free agent, June 1, 1978.

YEAR	GP	G	A	PTS	PIM	+/-	PP	SH	GW
76-77	54	11	14	25	26	-7	0	2	1
77-78	74	10	9	19	18	-32	0	1	1
TOTAL	128	21	23	44	44	-39	0	3	2
NHL TOTAL	768	157	154	311	415	-121	10	17	18

## SEAN COLLINS

F

#53

Signed as a free agent, July 1, 2015.

YEAR	GP	G	A	PTS	PIM	+/-	PP	SH	GW
15-16	2	0	0	0	2	-1	0	0	0
NHL TOTAL	21	0	3	3	10	-2	0	0	0

## SEAN COLLINS

D

#62

Signed as a free agent, March 17, 2007. Became a free agent, July 1, 2012.

YEAR	GP	G	A	PTS	PIM	+/-	PP	SH	GW
08-09	15	1	1	2	12	1	0	0	0
10-11	4	1	0	1	0	2	0	0	1
11-12	2	0	0	0	0	-1	0	0	0
NHL TOTAL	21	2	1	3	12	2	0	0	1

## BRETT CONNOLLY

F

#10

Signed as a free agent, July 1, 2016.

YEAR	GP	G	A	PTS	PIM	+/-	PP	SH	GW
16-17	66	15	8	23	40	20	1	0	3
17-18	70	15	12	27	30	-6	4	0	2
TOTAL	136	30	20	50	70	14	5	0	5
NHL TOTAL	346	57	52	109	172	-1	11	0	12

## MATT COOKE

F

#24

Acquired from Vancouver for Matt Pettinger, Feb. 26, 2008. Became a free agent, July 1, 2008.

YEAR	GP	G	A	PTS	PIM	+/-	PP	SH	GW
07-08	17	3	4	7	27	5	0	1	0
NHL TOTAL	1,046	167	231	398	1,135	61	7	15	25

## CHRIS CORRINET

F

#48

Capitals' 4th-round choice (107th overall) in the 1998 NHL Entry Draft.

YEAR	GP	G	A	PTS	PIM	+/-	PP	SH	GW
01-02	8	0	1	1	6	-4	0	0	0
NHL TOTAL	8	0	1	1	6	-4	0	0	0

## YVON CORRIVEAU

F

#26

Capitals' 1st choice (19th overall) in the 1985 Entry Draft. Traded to Hartford for Mike Liut, March 5, 1990. Acquired from Hartford with Mark Hunter for Nick Kypreos, July 30, 1992. Claimed by San Jose in 1992 Waiver Draft.

YEAR	GP	G	A	PTS	PIM	+/-	PP	SH	GW
85-86	2	0	0	0	0	-1	0	0	0
86-87	17	1	1	2	24	-4	0	0	0
87-88	44	10	9	19	84	17	0	0	1
88-89	33	3	2	5	62	E	0	0	0
89-90	50	9	6	15	50	-1	1	0	1
TOTAL	146	23	18	41	220	11	1	0	2
NHL TOTAL	280	48	40	88	310	-9	6	0	3

## JOE CORVO

D

#77

Acquired from Carolina for Brian Pothier, Oskar Osala and a second-round choice in the 2011 Entry Draft, March 3, 2010. Became a free agent, July 1, 2010.

YEAR	GP	G	A	PTS	PIM	+/-	PP	SH	GW
09-10	18	2	4	6	2	-4	1	0	0
TOTAL	18	2	4	6	2	-4	1	0	0
NHL TOTAL	708	92	218	310	241	25	40	2	21

## ALAIN COTE

D

#39

Acquired from Boston to complete Bob Gould trade, Oct. 2, 1989. Traded to Montreal for Marc Deschamps, June 22, 1990.

YEAR	GP	G	A	PTS	PIM	+/-	PP	SH	GW
89-90	2	0	0	0	7	-2	0	0	0
NHL TOTAL	119	2	18	20	124	4	0	0	0

## SYLVAIN COTE

D

#3

Acquired from Hartford Sept. 8, 1991, for Washington's 2nd choice in 1992 NHL Entry Draft (Andrei Nikolishin). Signed as a free agent July 7, 2000. Retired after the 2002-03 season.

YEAR	GP	G	A	PTS	PIM	+/-	PP	SH	GW
91-92	78	11	29	40	31	7	6	0	2
92-93	77	21	29	50	34	28	8	2	3
93-94	84	16	35	51	66	30	3	2	2
94-95	47	5	14	19	53	2	1	0	2
95-96	81	5	33	38	40	5	3	0	2
96-97	57	6	18	24	28	11	2	0	0
97-98	59	1	15	16	36	-5	0	0	0
00-01	68	7	11	18	18	-3	1	1	1
01-02	70	3	11	14	26	-15	1	0	2
02-03	1	0	0	0	4	0	0	0	0
TOTAL	622	75	195	270	336	60	25	5	14
NHL TOTAL	1171	122	313	435	545	39	35	6	20

## TIM COULIS

F

#20, 17

Capitals' 2nd choice (18th overall) in 1978 Amateur Draft. Traded June 11, 1980, to Toronto with Robert Picard and Washington's 2nd choice in 1980 Entry Draft (Bob McGill) for Mike Palmateer and Toronto's 3rd choice in 1980 Entry Draft (Torrie Robertson).

YEAR	GP	G	A	PTS	PIM	+/-	PP	SH	GW
79-80	19	1	2	3	27	-6	0	0	0
NHL TOTAL	47	2	2	4	138	-13	0	0	0

## GEOFF COURTNALL

F

#14

Acquired from Edmonton for Greg Adams, July 22, 1988. Traded to St. Louis for Peter Zessel and Mike Lalor, July 13, 1990.

YEAR	GP	G	A	PTS	PIM	+/-	PP	SH	GW
88-89	79	42	38	80	112	11	16	0	6
89-90	80	35	39	74	104	27	9	0	2
TOTAL	159	77	77	154	216	38	25	0	8
NHL TOTAL	1048	367	432	799	1465	121	107	2	55





# All-Time Player Register

## BRUCE COWICK

F

#27

Acquired in 1974 Expansion Draft (9th pick) from Philadelphia. Claimed by St. Louis on waivers, May 28, 1975.

YEAR	GP	G	A	PTS	PIM	+/-	PP	SH	GW
74-75	65	5	6	11	41	-42	0	0	0
NHL TOTAL	70	5	6	11	43	-41	0	0	0

## JOEY CRABB

F

#15

Signed as a free agent, July 2, 2012. Became a free agent July 5, 2013.

YEAR	GP	G	A	PTS	PIM	+/-	PP	SH	GW
12-13	26	2	0	2	8	-1	0	0	0
NHL TOTAL	179	20	33	53	100	-5	0	4	7

## BOB CRAWFORD

F

#25

Acquired from New York Rangers with Kelly Miller and Mike Ridley for Bob Carpenter and Washington's 2nd choice in the 1990 Entry Draft (Jason Prosofsky), Jan. 1, 1987. Released, Feb. 28, 1987.

YEAR	GP	G	A	PTS	PIM	+/-	PP	SH	GW
86-87	12	0	0	0	0	E	0	0	0
NHL TOTAL	246	71	71	142	72	-34	12	0	5

## SHAWN CRONIN

D

#22

Signed as a free agent, June 6, 1988. Signed as a free agent with Philadelphia, June 12, 1989.

YEAR	GP	G	A	PTS	PIM	+/-	PP	SH	GW
88-89	1	0	0	0	0	E	0	0	0
NHL TOTAL	292	3	18	21	877	-35	0	0	0

## BRIAN CURRAN

D

#38

Contract acquired from Portland (AHL), Oct. 22, 1993.

YEAR	GP	G	A	PTS	PIM	+/-	PP	SH	GW
93-94	26	1	0	1	61	-2	0	0	0
NHL TOTAL	381	7	33	40	1461	-14	0	0	0

## GLEN CURRIE

F

#19, 28, 12

Capitals' 5th choice (38th overall) in 1978 Amateur Draft. Traded to Los Angeles for Daryl Evans, Sept. 9, 1985.

YEAR	GP	G	A	PTS	PIM	+/-	PP	SH	GW
79-80	32	2	0	2	2	-2	0	0	0
80-81	40	5	13	18	16	-5	2	1	0
81-82	43	7	7	14	14	-2	0	1	0
82-83	68	11	28	39	20	18	0	0	2
83-84	80	12	24	36	20	9	0	2	2
84-85	44	1	5	6	19	2	0	0	0
TOTAL	307	38	77	115	91	20	2	4	4
NHL TOTAL	326	39	79	118	100	18	3	4	4

## JAKUB CUTTA

D

#36

Capitals' 3rd choice (61st overall) in the 2000 Entry Draft.

YEAR	GP	G	A	PTS	PIM	+/-	PP	SH	GW
00-01	3	0	0	0	0	-1	0	0	0
01-02	2	0	0	0	0	-3	0	0	0
03-04	3	0	0	0	0	-1	0	0	0
NHL TOTAL	8	0	0	0	0	-5	0	0	0

## ULF DAHLEN

F

#10

Signed as a free agent, July 21, 1999. Became a free agent, July 1, 2002.

YEAR	GP	G	A	PTS	PIM	+/-	PP	SH	GW
99-00	75	15	23	38	8	11	5	0	4
00-01	73	15	33	48	6	11	6	0	2
01-02	69	23	29	52	8	-5	7	0	4
TOTAL	217	53	84	138	22	17	18	0	10
NHL TOTAL	966	301	354	655	230	-20	120	2	49

## JASON DOIG

D

#54, 3

Signed as a free agent, Sept. 13, 2003. Became a free agent, July 1, 2004.

YEAR	GP	G	A	PTS	PIM	+/-	PP	SH	GW
02-03	55	3	5	8	108	-3	0	0	1
03-04	65	2	9	11	105	-12	0	0	0
TOTAL	120	5	14	19	213	-15	0	0	1
NHL TOTAL	158	6	18	24	285	-21	0	0	1

## NICOLAS DESCHAMPS

F

#94

Acquired from Toronto for Kevin Marshall, March 14, 2013. Became a free agent, July 1, 2014.

YEAR	GP	G	A	PTS	PIM	+/-	PP	SH	GW
13-14	3	0	0	0	0	-1	0	0	0
NHL TOTAL	3	0	0	0	0	-1	0	0	0

## CHRISTIAN DJOOS

D

#29

Capitals' 7th choice (195th overall) in the 2012 Entry Draft.

YEAR	GP	G	A	PTS	PIM	+/-	PP	SH	GW
17-18	63	3	11	14	10	13	0	0	0
NHL TOTAL	63	3	11	14	10	13	0	0	0

## DOUG DOULL

F

#51

Acquired from Phoenix for Dwayne Zinger, Feb. 3, 2006. Became a free agent, July 1, 2006.

YEAR	GP	G	A	PTS	PIM	+/-	PP	SH	GW
05-06	2	0	0	0	19	-1	0	0	0
NHL TOTAL	37	0	1	1	151	1	0	0	0

## JOHN DRUCE

F

#19

Capitals' 2nd choice (40th overall) in the 1985 Entry Draft. Traded to Winnipeg for Pat Elynuik, Oct. 1, 1992.

YEAR	GP	G	A	PTS	PIM	+/-	PP	SH	GW
88-89	48	8	7	15	62	7	0	0	1
89-90	45	8	3	11	52	-3	1	0	1
90-91	80	22	36	58	46	4	7	1	4
91-92	67	19	18	37	39	14	1	0	3
TOTAL	240	57	64	121	199	22	9	1	9
NHL TOTAL	531	113	126	239	347	6	14	2	10

## GAETAN DUCHESNE

F

#14

Capitals' 8th choice (152nd overall) in the 1981 Entry Draft. Traded June 13, 1987, to Quebec with Alan Haworth and Washington's 1st choice (Joe Sakic) in the 1987 Entry Draft for Clint Malarchuk and Dale Hunter.

YEAR	GP	G	A	PTS	PIM	+/-	PP	SH	GW
81-82	74	9	14	23	46	-6	0	0	1
82-83	77	18	19	37	52	15	0	1	6
83-84	79	17	19	36	29	15	3	2	1
84-85	67	15	23	38	32	16	0	1	1
85-86	80	11	28	39	39	10	0	1	3
86-87	74	17	35	52	53	18	0	1	4
TOTAL	451	87	138	225	251	68	3	6	16
NHL TOTAL	1028	179	254	433	102	617	9	14	28

## DENIS DUPERE

F

#15

Acquired in 1974 Expansion Draft (10th pick) from Toronto. Traded to St. Louis for Ace Bailey and Stan Gilbertson, Feb. 10, 1975.

YEAR	GP	G	A	PTS	PIM	+/-	PP	SH	GW
74-75	53	20	15	35	8	-41	8	0	0
NHL TOTAL	421	80	99	179	66	-30	22	5	6

## MIKE EAGLES

F

#36

Acquired from Winnipeg with Igor Ulanov for Washington's 3rd (later traded to Dallas-Sergei Gusev) and 5th (Brian Elder) choices in the 1995 Entry Draft, April 17, 1995. Became a free agent, July 1, 2000.

YEAR	GP	G	A	PTS	PIM	+/-	PP	SH	GW
94-95	13	1	3	4	8	2	0	0	0
95-96	70	4	7	11	75	-1	0	0	0
96-97	70	1	7	8	42	-4	0	0	0
97-98	36	1	3	4	16	-2	0	0	0
98-99	52	4	2	6	50	-5	0	0	0
99-00	25	2	0	2	15	-7	0	0	1
TOTAL	266	13	22	35	206	-17	0	0	1
NHL TOTAL	853	74	122	196	928	-121	3	6	7

## CODY EAKIN

F

#50

Capitals' 3rd choice (85th overall) in the 2009 Entry Draft on June 26, 2009. Traded to Dallas with Capitals' 54th choice (Mike Winther) in the 2012 Entry Draft for Mike Ribeiro, June 23, 2012.

YEAR	GP	G	A	PTS	PIM	+/-	PP	SH	GW
11-12	30	4	4	8	4	2	0	0	0
NHL TOTAL	459	76	105	181	210	-17	10	7	13

## ROLF EDBERG

F

#10

Signed as a free agent June 10, 1978. Released after 1980-81 season.

YEAR	GP	G	A	PTS	PIM	+/-	PP	SH	GW
78-79	76	14	27	41	6	11	1	0	2
79-80	63	23	23	46	12	-5	4	1	7
80-81	45	8	8	16	6	1	0	0	0
TOTAL	184	45	58	103	24	7	5	1	9
NHL TOTAL	184	45	58	103	24	7	5	1	9

## JACK EGERS

F

#11

Acquired in 1974 Expansion Draft (24th pick) from New York Rangers. Contract expired April 1976.

YEAR	GP	G	A	PTS	PIM	+/-	PP	SH	GW
74-75	14	3	2	5	8	-14	1	0	1
75-76	12	3	3	6	8	-2	2	0	0
TOTAL	26	6	5	11	16	-16	3	0	1
NHL TOTAL	284	64	69	133	154	2	18	0	10

## LARS ELLER

F

#23

Acquired via trade with Montreal for two second round picks (2017, 2018).

YEAR	GP	G	A	PTS	PIM	+/-	PP	SH	GW
16-17	81	12	13	25	36	15	0	1	2
17-18	81	18	20	38	38	-6	3	0	2
TOTAL	162	30	33	63	74	9	3	5	4
NHL TOTAL	604	103	116	219	375	-24	11	5	21

# All-Time Player Register

## MIKA ELOMO

F

#23

Capitals' 2nd choice (23rd overall) in the 1995 Entry Draft. Traded to Calgary for 2nd choice in the 2000 Entry Draft (Matt Pettinger), June 27, 2000.

YEAR	GP	G	A	PTS	PIM	+/-	PP	SH	GW
99-00	2	0	1	1	2	1	0	0	0
NHL TOTAL	2	0	1	1	2	1	0	0	0

## PAT ELYNUIK

F

#19

Acquired from Winnipeg for John Druce, Oct. 1, 1992. Traded to Tampa Bay for a conditional draft pick (traded back to Tampa Bay for Joe Reekie), Oct. 16, 1993.

YEAR	GP	G	A	PTS	PIM	+/-	PP	SH	GW
92-93	80	22	35	57	66	3	8	0	1
93-94	4	1	1	2	0	-3	1	0	0
TOTAL	84	23	36	59	66	E	9	0	1
NHL TOTAL	506	154	188	342	459	-33	56	1	16

## STEVE EMINGER

D

#44, 8

Capitals' 1st choice (12th overall) in 2002 Entry Draft. Traded to Philadelphia with Washington's 3rd choice (Jacob Desseres) in the 2008 Entry Draft for Philadelphia's 1st choice (John Carlson) in the 2008 Entry Draft, June 20, 2008.

YEAR	GP	G	A	PTS	PIM	+/-	PP	SH	GW
02-03	17	0	2	2	24	-3	0	0	0
03-04	41	0	4	4	45	-11	0	0	0
05-06	66	5	13	18	81	-12	1	0	0
06-07	68	1	16	17	63	-14	0	0	0
07-08	20	0	2	2	8	-4	0	0	0
TOTAL	212	6	37	43	221	-44	1	0	0
NHL TOTAL	488	19	80	99	359	-42	3	0	3

## BRIAN ENGBLOM

D

#9

Acquired from Montreal with Doug Jarvis, Rod Langway and Craig Laughlin for Rick Green and Ryan Walter, Sept. 10, 1982. Traded to Los Angeles with Ken Houston for Larry Murphy, Oct. 18, 1983.

YEAR	GP	G	A	PTS	PIM	+/-	PP	SH	GW
82-83	73	5	22	27	59	-4	4	0	0
83-84	6	0	1	1	8	-4	0	0	0
TOTAL	79	5	23	28	67	-8	4	0	0
NHL TOTAL	659	29	177	206	599	157	11	0	0

## MARTIN ERAT

F

#10

Acquired from Nashville with Michael Latta in exchange for Filip Forsberg, April 3, 2013. Traded to Arizona with John Mitchell for Chris Brown, Rostislav Klesla and a fourth-round pick (Callum Booth) in the 2015 NHL Draft, March 4, 2014.

YEAR	GP	G	A	PTS	PIM	+/-	PP	SH	GW
12-13	9	1	2	3	4	0	0	0	1
13-14	53	1	23	24	22	1	0	0	0
Total	62	2	25	27	26	1	0	0	1
NHL TOTAL	881	176	369	545	506	-6	45	2	28

## BRYAN ERICKSON

F

#24

Signed as a free agent from Minnesota (WCHA), April 5, 1983. Traded to Los Angeles for Bruce Shoenbottom, Oct. 31, 1985.

YEAR	GP	G	A	PTS	PIM	+/-	PP	SH	GW
83-84	45	12	17	29	16	10	4	0	2
84-85	57	15	13	28	23	11	1	0	1
TOTAL	102	27	30	57	39	21	5	0	3
NHL TOTAL	351	80	125	205	141	3	21	2	13

## JOHN ERSKINE

D

#4

Signed as a free agent, Sept. 14, 2006. Became a free agent, July 1, 2015.

YEAR	GP	G	A	PTS	PIM	+/-	PP	SH	GW
06-07	29	1	6	7	69	-13	0	0	0
07-08	51	2	7	9	96	1	0	0	1
08-09	52	0	4	4	63	1	0	0	0
09-10	50	1	5	6	66	16	0	0	0
10-11	73	4	7	11	94	1	0	0	1
11-12	28	0	2	2	51	3	0	0	0
12-13	30	3	3	6	34	10	0	0	0
13-14	37	1	3	4	56	-5	0	0	0
TOTAL	350	12	37	49	529	14	0	0	2
NHL TOTAL	491	15	39	54	865	-17	0	0	2

## DARYL EVANS

F

#21, 24

Acquired from Los Angeles for Glen Currie, Sept. 9, 1985. Became a free agent, July 3, 1986.

YEAR	GP	G	A	PTS	PIM	+/-	PP	SH	GW
85-86	6	0	1	1	0	-1	0	0	0
NHL TOTAL	113	22	30	52	25	-16	2	1	0

## DEAN EVASON

F

#29, 28

Capitals' 3rd choice (89th overall) in the 1982 Entry Draft. Traded to Hartford with Peter Sidorkiewicz for David Jensen, March 12, 1985.

YEAR	GP	G	A	PTS	PIM	+/-	PP	SH	GW
83-84	2	0	0	0	2	E	0	0	0
84-85	15	3	4	7	2	9	0	0	1
TOTAL	17	3	4	7	4	9	0	0	1
NHL TOTAL	803	139	233	372	1002	-86	30	8	15

## BRIAN FAHEY

D

#44

Signed as a free agent, July 7, 2010.

YEAR	GP	G	A	PTS	PIM	+/-	PP	SH	GW
10-11	7	0	1	1	2	-1	0	0	0
NHL TOTAL	7	0	1	1	2	-1	0	0	0

## MIKE FARRELL

F

#47, 41

Capitals' 9th choice (220th overall) in the 1998 NHL Entry Draft. Traded to Nashville for Alexander Riazantsev, July 14, 2003.

YEAR	GP	G	A	PTS	PIM	+/-	PP	SH	GW
01-02	8	0	0	0	0	-1	0	0	0
02-03	4	0	0	0	2	1	0	0	0
TOTAL	12	0	0	0	2	E	0	0	0
NHL TOTAL	13	0	0	0	2	E	0	0	0

## RICO FATA

F

#20, 22

Claimed off waivers from Atlanta, March 9, 2005. Waived, Oct. 31, 2006.

YEAR	GP	G	A	PTS	PIM	+/-	PP	SH	GW
05-06	21	3	3	6	8	3	1	0	0
06-07	10	1	1	2	2	3	0	0	0
TOTAL	31	4	4	8	10	6	1	0	0
NHL TOTAL	230	27	36	63	104	-60	7	2	1

## SERGEI FEDOROV

F/D

#91

Acquired from Columbus for Theo Ruth, Feb. 26, 2008. Became a free agent, July 1, 2009.

YEAR	GP	G	A	PTS	PIM	+/-	PP	SH	GW
07-08	18	2	11	13	8	-2	1	0	1
08-09	52	11	22	33	50	4	2	0	2
TOTAL	70	13	33	46	58	2	3	0	3
NHL TOTAL	1248	483	696	1179	839	261	144	36	93

## ERIC FEHR

F

#50, 14, 16

Capitals' 1st choice (18th overall) in the 2003 Entry Draft. Traded to Winnipeg in exchange for Dannick Paquette and a fourth-round pick in the 2012 NHL Entry Draft on July 8, 2011. Signed as a free agent on Jan. 12, 2013. Signed by Pittsburgh as a free agent, July 28, 2015.

YEAR	GP	G	A	PTS	PIM	+/-	PP	SH	GW
05-06	11	0	0	0	2	0	0	0	0
06-07	14	2	1	3	8	3	0	0	1
07-08	23	1	5	6	6	4	0	0	0
08-09	61	12	13	25	22	8	1	0	2
09-10	69	21	18	39	24	18	3	0	3
10-11	52	10	10	20	16	0	3	0	1
12-13	41	9	8	17	10	14	2	1	2
13-14	73	13	18	31	32	0	0	0	2
14-15	75	19	14	33	20	8	1	1	4
TOTAL	419	87	87	174	140	55	10	2	15
NHL TOTAL	580	106	100	206	187	57	10	6	21

## CHRIS FELIX

D

#6, 28

Signed as a free agent, March 1, 1987. Signed to play in Austria, May 1991.

YEAR	GP	G	A	PTS	PIM	+/-	PP	SH	GW
88-89	21	0	8	8	8	7	0	0	0
89-90	6	1	0	1	2	-6	1	0	0
90-91	8	0	4	4	0	E	0	0	0
TOTAL	35	1	12	13	10	1	1	0	0
NHL TOTAL	35	1	12	13	10	1	1	0	0

## MARK FERNER

D

#40, 29, 36

Acquired from Buffalo for Scott McCrory, June 1, 1989. Traded to Toronto for the Maple Leafs' 12th-round pick in the 1992 Entry Draft, Feb. 27, 1992.

YEAR	GP	G	A	PTS	PIM	+/-	PP	SH	GW
89-90	2	0	0	0	0	-1	0	0	0
90-91	7	0	1	1	4	-2	0	0	0
TOTAL	9	0	1	1	4	-3	0	0	0
NHL TOTAL	91	3	10	13	51	-23	0	0	0

## CHRIS FERRARO

F

#27

Acquired from New Jersey for future considerations Aug. 22, 2001. Became a free agent July 1, 2003.

YEAR	GP	G	A	PTS	PIM	+/-	PP	SH	GW
01-02	1	0	1	1	0	0	0	0	0
NHL TOTAL	74	7	9	16	57	-2	1	0	0



# All-Time Player Register

## PETER FERRARO

F

#28

Signed as a free agent, Aug. 1, 2001. Became a free agent July 1, 2003.

YEAR	GP	G	A	PTS	PIM	+/-	PP	SH	GW
01-02	4	0	1	1	0	-1	0	0	0
NHL TOTAL	92	9	15	24	58	-1	1	0	1

## TOMAS FLEISCHMANN

F

#43, 14

Acquired from Detroit with Detroit's 1st choice in the 2004 Entry Draft (Mike Green) and their 4th choice in the 2006 Entry Draft (Luke Lynes) for Robert Lang, Feb. 27, 2004. Traded Nov. 30, 2010, to Colorado for Scott Hannan.

YEAR	GP	G	A	PTS	PIM	+/-	PP	SH	GW
05-06	14	0	2	2	0	-7	0	0	0
06-07	29	4	4	8	8	-6	1	0	1
07-08	75	10	20	30	18	-7	1	0	1
08-09	73	19	18	37	20	-3	7	0	4
09-10	69	23	28	51	28	9	7	0	4
10-11	23	4	6	10	10	3	0	0	1
TOTAL	283	60	78	138	84	-11	16	0	11
NHL TOTAL	657	137	198	335	200	-43	29	2	23

## COLIN FORBES

F

#36

Signed as a free agent, Jan. 8, 2002. Became a free agent, July 1, 2004. Acquired from Carolina for Stephen Peat, Dec. 28, 2005. Became a free agent July 1, 2006.

YEAR	GP	G	A	PTS	PIM	+/-	PP	SH	GW
01-02	38	5	3	8	15	-2	0	1	1
02-03	5	0	0	0	0	-2	0	0	0
03-04	2	0	0	0	0	E	0	0	0
05-06	9	0	0	0	2	-2	0	0	0
TOTAL	54	5	3	8	17	-6	0	1	1
NHL TOTAL	311	33	28	61	213	-20	2	2	7

## DAVE FORBES

F

#21, 8

Claimed from Boston in the waiver draft, Sept. 11, 1977. Released and signed by Cincinnati (WHA), Oct. 25, 1978.

YEAR	GP	G	A	PTS	PIM	+/-	PP	SH	GW
77-78	77	11	11	22	119	-34	0	0	0
78-79	2	0	1	1	2	E	0	0	0
TOTAL	79	11	12	23	121	-34	0	0	0
NHL TOTAL	363	64	64	128	341	25	0	6	5

## ALEX FORSYTH

F

#24

Capitals' 1st choice (18th overall) in the 1975 Amateur Draft. Became free agent, June 1, 1978.

YEAR	GP	G	A	PTS	PIM	+/-	PP	SH	GW
76-77	1	0	0	0	0	E	0	0	0
NHL TOTAL	1	0	0	0	0	E	0	0	0

## JEAN-FRANCOIS FORTIN

D

#58, 36

Capitals' 2nd choice (90th overall) in 2001 Entry Draft. Became a free agent, July 1, 2006.

YEAR	GP	G	A	PTS	PIM	+/-	PP	SH	GW
01-02	36	1	3	4	20	-1	0	0	0
02-03	33	0	1	1	22	-3	0	0	0
03-04	2	0	0	0	0	E	0	0	0
NHL TOTAL	71	1	4	5	42	-4	0	0	0

## LOU FRANCESCHETTI

F

#18, 32, 25

Capitals' 8th choice (71st overall) in the 1978 Amateur Draft. Traded June 10, 1989, to Toronto for Toronto's 5th choice (Mark Quimet) in 1990 Entry Draft.

YEAR	GP	G	A	PTS	PIM	+/-	PP	SH	GW
81-82	30	2	10	12	23	-4	0	0	1
83-84	2	0	0	0	0	-2	0	0	0
84-85	22	4	7	11	45	1	0	0	1
85-86	76	7	14	21	131	-4	0	0	2
86-87	75	12	9	21	127	-9	0	0	1
87-88	59	4	8	12	113	2	1	0	1
88-89	63	7	10	17	123	-4	0	0	0
TOTAL	327	36	58	94	562	-20	1	0	6
NHL TOTAL	459	59	81	140	747	-32	1	2	11

## JEFF FRIESEN

F

#12, 41

Acquired from New Jersey for Washington's 3rd choice in the 2006 Entry Draft (Kirill Tulupov), Sept. 26, 2005. Traded to Anaheim for Anaheim's 2nd choice in the 2006 Entry Draft (Keith Seabrook), March 9, 2006.

YEAR	GP	G	A	PTS	PIM	+/-	PP	SH	GW
05-06	33	3	4	7	24	-11	0	0	0
NHL TOTAL	893	218	298	516	488	-8	54	15	34

## LARRY FULLAN

F

#24

Acquired in the 1974 Expansion Draft (23rd pick) from Montreal. Contract expired April 1976.

YEAR	GP	G	A	PTS	PIM	+/-	PP	SH	GW
74-75	4	1	0	1	0	-2	1	0	0
NHL TOTAL	4	1	0	1	0	-2	1	0	0

## OWEN FUSSEY

F

#63

Capitals' 2nd choice (90th overall) in the 2001 Entry Draft. Became a free agent July 1, 2006.

YEAR	GP	G	A	PTS	PIM	+/-	PP	SH	GW
03-04	4	0	1	1	0	-1	0	0	0
NHL TOTAL	4	0	1	1	0	-1	0	0	0

## STANISLAV GALIEV

F

#49

Capitals' 3rd choice (86th overall) in the 2010 Entry Draft.

YEAR	GP	G	A	PTS	PIM	+/-	PP	SH	GW
14-15	2	1	0	1	0	1	0	0	0
15-16	24	0	3	3	4	2	0	0	0
NHL TOTAL	26	1	3	4	4	3	0	0	0

## GARRY GALLEY

D

#2, 12

Acquired from Los Angeles for Al Jensen, Feb. 14, 1987. Became a free agent, July 1, 1988.

YEAR	GP	G	A	PTS	PIM	+/-	PP	SH	GW
86-87	18	1	10	11	10	3	1	0	0
87-88	58	7	23	30	44	11	3	0	0
TOTAL	76	8	33	41	54	14	4	0	0
NHL TOTAL	1149	125	475	600	1218	2	50	6	12

## PAUL GARDNER

F

#30

Signed as free agent from Pittsburgh, July 17, 1984. Retired following 1984-85 season.

YEAR	GP	G	A	PTS	PIM	+/-	PP	SH	GW
84-85	12	2	4	6	6	-1	2	0	0
NHL TOTAL	447	201	201	402	207	-121	105	0	9

## MIKE GARTNER

F

#11

Capitals' 1st choice (4th overall) in 1979 Entry Draft. Traded to Minnesota with Larry Murphy for Dino Ciccarelli and Bob Rouse, March 7, 1989.

YEAR	GP	G	A	PTS	PIM	+/-	PP	SH	GW
79-80	77	36	32	68	66	15	4	0	3
80-81	80	48	46	94	100	-5	13	0	3
81-82	80	35	45	80	121	-11	5	2	5
82-83	73	38	38	76	54	-2	10	1	3
83-84	80	40	45	85	90	22	8	0	7
84-85	80	50	52	102	71	17	17	0	11
85-86	74	35	40	75	63	-5	11	2	4
86-87	78	41	32	73	61	1	5	6	10
87-88	80	48	33	81	73	20	19	0	7
88-89	56	26	29	55	71	8	6	0	1
TOTAL	758	397	392	789	770	60	98	11	54
NHL TOTAL	1432	708	627	1335	1159	67	217	23	90

## MARTIN GENDRON

F

#34

Capitals' 4th choice (71st overall) in the 1992 Entry Draft. As a free agent, had rights traded along with Washington's 6th choice in 1998 Entry Draft (Jonathan Pelletier) to Chicago for Chicago's 5th choice in the 1998 Entry Draft (Erik Wendell), Oct. 10, 1997.

YEAR	GP	G	A	PTS	PIM	+/-	PP	SH	GW
94-95	8	2	1	3	2	3	0	0	0
95-96	20	2	1	3	8	-5	0	0	0
TOTAL	28	4	2	6	10	-2	0	0	0
NHL TOTAL	30	4	2	6	10	-3	0	0	0

## SHANE GERSICH

F

#63

Capitals' 5th choice (134th overall) in the 2014 NHL Draft.

YEAR	GP	G	A	PTS	PIM	+/-	PP	SH	GW
17-18	3	0	1	1	0	E	0	0	0
NHL TOTAL	3	0	1	1	0	E	0	0	0

## DOUG GIBSON

F

#29

Purchased on waivers from Boston, May 31, 1977. Released after 1979-80 season.

YEAR	GP	G	A	PTS	PIM	+/-	PP	SH	GW
77-78	11	2	1	3	0	-3	0	0	0
NHL TOTAL	63	9	19	28	0	4	1	0	1

## STAN GILBERTSON

F

#15

Acquired from St. Louis with Ace Bailey for Denis Dupere, Feb. 10, 1975. Traded to Pittsburgh for Harvey Bennett, Dec. 16, 1975.

YEAR	GP	G	A	PTS	PIM	+/-	PP	SH	GW
74-75	25	11	7	18	12	-37	2	0	1
75-76	31	13	14	27	6	-25	5	0	0
TOTAL	56	24	21	45	18	-62	7	0	1
NHL TOTAL	428	85	89	174	148	-168	21	0	6



# All-Time Player Register

## BOB GIRARD

F

#10, 26

Acquired from Cleveland with Cleveland's 2nd choice in the 1978 Entry Draft (Paul MacKinnon) for Walt McKechnie, Dec. 8, 1977. Became a free agent, June 1, 1980.

YEAR	GP	G	A	PTS	PIM	+/-	PP	SH	GW
77-78	52	9	14	23	6	-3	1	0	2
78-79	79	9	15	24	36	-15	0	0	0
79-80	1	0	0	0	0	E	0	0	0
TOTAL	132	18	29	47	42	-18	1	0	2
NHL TOTAL	305	45	69	114	140	-53	5	1	4

## ALEXANDRE GIROUX

F

#39, 33

Signed as a free agent, July 14, 2006. Became a free agent, July 1, 2007. Acquired from Atlanta for Joe Motzko, Feb. 26, 2008. Became a free agent, July 1, 2010.

YEAR	GP	G	A	PTS	PIM	+/-	PP	SH	GW
06-07	9	2	2	4	2	-4	0	0	0
08-09	12	1	1	2	10	4	0	0	1
09-10	9	1	2	3	4	3	0	0	0
TOTAL	30	4	5	9	16	3	0	0	1
NHL TOTAL	48	6	6	12	26	-2	0	0	1

## TIM GLEASON

D

#6

Acquired from Carolina for Jack Hillen and Washington's 4th round pick in the 2015 Entry Draft, Feb. 28, 2015. Became a free agent, July 1, 2015.

YEAR	GP	G	A	PTS	PIM	+/-	PP	SH	GW
14-15	17	0	2	2	11	5	0	0	0
NHL TOTAL	727	17	125	142	701	-37	2	1	0

## CURTIS GLENCROSS

F

#22

Acquired from Calgary for Washington's 2nd and 3rd round picks in the 2015 Entry Draft, March 1, 2015. Became a free agent, July 1, 2015.

YEAR	GP	G	A	PTS	PIM	+/-	PP	SH	GW
14-15	18	4	3	7	6	-1	2	0	0
NHL TOTAL	507	134	141	275	351	4	25	8	19

## EDDY GODIN

F

#18

Capitals' 3rd choice (39th overall) in 1977 Amateur Draft. Became a free agent, June 1, 1982.

YEAR	GP	G	A	PTS	PIM	+/-	PP	SH	GW
77-78	18	3	3	6	6	-14	0	0	0
78-79	9	0	3	3	6	-2	0	0	0
TOTAL	27	3	6	9	12	-16	0	0	0
NHL TOTAL	27	3	6	9	12	-16	0	0	0

## SERGEI GONCHAR

D

#55

Capitals' 1st choice (14th overall) in the 1992 Entry Draft. Traded to Boston for Shaone Morrisonn and Boston's 1st (Jeff Schultz) and 2nd (Michael Yunkov) choices in the 2004 Entry Draft, March 3, 2004.

YEAR	GP	G	A	PTS	PIM	+/-	PP	SH	GW
94-95	31	2	5	7	22	4	0	0	0
95-96	78	15	26	41	60	25	4	0	4
96-97	57	13	17	30	36	-11	3	0	3
97-98	72	5	16	21	66	2	2	0	0
98-99	53	21	10	31	57	1	13	1	3
99-00	73	18	36	54	52	26	5	0	3
00-01	76	19	38	57	70	12	8	0	2
01-02	76	26	33	59	58	-1	7	0	2
02-03	82	18	49	67	52	13	7	0	2
03-04	56	7	42	49	44	-20	4	0	0
TOTAL	654	144	272	416	517	51	53	1	19
NHL TOTAL	1,301	220	591	811	981	33	102	2	35

## ANDREW GORDON

F

#63

Capitals' 11th choice (197th overall) in the 2004 Entry Draft. Became a free agent, July 1, 2011.

YEAR	GP	G	A	PTS	PIM	+/-	PP	SH	GW
08-09	1	0	0	0	0	E	0	0	0
09-10	2	0	0	0	0	-2	0	0	0
10-11	9	1	1	2	0	-2	0	0	0
NHL TOTAL	55	3	4	7	6	-15	0	0	0

## BOYD GORDON

F

#15

Capitals' 3rd choice (17th overall) in the 2002 Entry Draft. Became a free agent, July 1, 2011.

YEAR	GP	G	A	PTS	PIM	+/-	PP	SH	GW
03-04	41	1	5	6	8	-9	0	0	0
05-06	25	0	1	1	4	-4	0	0	0
06-07	71	7	22	29	14	10	0	2	0
07-08	67	7	9	16	12	5	0	1	0
08-09	63	5	9	14	16	-4	0	1	2
09-10	36	4	6	10	12	4	0	0	0
10-11	60	3	6	9	16	-5	0	1	1
TOTAL	363	27	58	85	82	-3	0	5	3
NHL TOTAL	693	55	105	160	147	-21	2	9	7

## BOBBY GOULD

F

#23

Acquired Nov. 24, 1981, from Calgary with Randy Holt for Pat Ribble and Washington's 2nd choice (Todd Francis) in 1983 Entry Draft. Traded to Boston for future considerations (Alain Cote), Sept. 28, 1989.

YEAR	GP	G	A	PTS	PIM	+/-	PP	SH	GW
81-82	60	18	13	31	69	-3	1	0	1
82-83	80	22	18	40	43	16	0	0	6
83-84	78	21	19	40	74	-2	4	0	4
84-85	78	14	19	33	69	10	0	1	3
85-86	79	19	19	38	26	7	0	3	5
86-87	78	23	27	50	74	18	1	1	2
87-88	72	12	14	26	56	-1	0	0	2
88-89	75	5	13	18	65	-2	0	1	0
TOTAL	600	134	142	276	476	43	6	6	23
NHL TOTAL	697	145	159	304	572	37	6	6	26

## MIKHAIL GRABOVSKI

F

#84

Signed Aug. 23, 2013. Became a free agent, July 1, 2014.

YEAR	GP	G	A	PTS	PIM	+/-	PP	SH	GW
13-14	58	13	22	35	26	6	3	0	1
NHL TOTAL	534	125	171	296	312	5	27	1	18

## JEAN-LUC GRAND-PIERRE

F

#34

Claimed off waivers from Atlanta, March 9, 2004. Became a free agent, July 1, 2004.

YEAR	GP	G	A	PTS	PIM	+/-	PP	SH	GW
03-04	13	1	0	1	14	-2	0	0	0
NHL TOTAL	269	7	13	20	311	-53	0	1	0

## TYLER GRAOVAC

F

#91

Acquired from Minnesota for Washington's 5th round pick in the 2018 Entry Draft, June 14, 2017. Became a free agent July 1, 2018.

YEAR	GP	G	A	PTS	PIM	+/-	PP	SH	GW
17-18	5	0	0	0	2	-3	0	0	0
NHL TOTAL	62	7	2	9	12	3	0	0	2

## BENOIT GRATTON

F

#48

Capitals' 6th choice (105th overall) in the 1995 Entry Draft. Traded to Calgary for Steve Shirreffs, Aug. 18, 1999.

YEAR	GP	G	A	PTS	PIM	+/-	PP	SH	GW
97-98	6	0	1	1	6	1	0	0	0
98-99	16	4	3	7	16	-1	0	0	0
TOTAL	22	4	4	8	22	E	0	0	0
NHL TOTAL	58	6	10	16	58	E	0	0	0

## JOSH GREEN

F

#8

Claimed off waivers from NY Rangers Jan. 15, 2003. Became a free agent July 1, 2003.

YEAR	GP	G	A	PTS	PIM	+/-	PP	SH	GW
02-03	21	1	2	3	7	1	0	0	0
NHL TOTAL	334	35	39	74	199	-10	4	0	7

## MIKE GREEN

D

#52

Capitals' 3rd choice (29th overall) in the 2004 Entry Draft. Signed as a free agent by Detroit, July 1, 2015.

YEAR	GP	G	A	PTS	PIM	+/-	PP	SH	GW
05-06	22	1	2	3	18	-8	0	0	0
06-07	70	2	10	12	36	-10	0	0	0
07-08	82	18	38	56	62	6	8	0	4
08-09	68	31	42	73	68	24	18	1	4
09-10	75	19	57	76	54	39	10	0	4
10-11	49	8	16	24	48	6	5	0	1
11-12	32	3	4	7	12	5	3	0	1
12-13	35	12	14	26	20	-3	4	0	2
13-14	70	9	29	38	64	-16	3	0	2
14-15	72	10	35	45	34	15	1	0	2
TOTAL	575	113	247	360	416	58	52	1	20
NHL TOTAL	787	142	322	464	532	18	61	1	22

## RICK GREEN

D

#5

Capitals' 1st choice (1st overall) in the 1976 Amateur Draft. Traded to Montreal with Ryan Walter for Brian Engblom, Doug Jarvis, Rod Langway and Craig Laughlin, Sept. 10, 1982.

YEAR	GP	G	A	PTS	PIM	+/-	PP	SH	GW
76-77	45	3	12	15	16	-20	1	0	0
77-78	60	5	14	19	67	-35	4	0	1
78-79	71	8	33	41	62	-45	2	1	0
79-80	71	4	20	24	52	-10	0	0	1
80-81	65	8	23	31	91	-15	2	0	1
81-82	65	3	25	28	93	-12	1	0	0
TOTAL	377	31	127	158	381	-137	10	1	3
NHL TOTAL	845	43	220	263	588	-91	13	1	3



# All-Time Player Register

## JEFF GREENLAW

F

#24

Capitals' 1st pick (19th overall) in the 1986 Entry Draft. Became a free agent, July 1, 1993.

YEAR	GP	G	A	PTS	PIM	+/-	PP	SH	GW
86-87	22	0	3	3	44	2	0	0	0
90-91	10	2	0	2	10	1	0	0	1
91-92	5	0	1	1	34	-1	0	0	0
92-93	16	1	1	2	18	-3	0	0	0
TOTAL	53	3	5	8	106	-1	0	0	1
NHL TOTAL	57	3	6	9	108	-2	0	0	1

## MIKE GRIER

F

#25

Acquired from Edmonton for Washington's 2nd (later traded to NY Islanders-Evgeni Tunik) and Vancouver's 3rd (Zachery Stortini) choices in the 2003 Entry Draft, Oct. 2, 2002. Traded to Buffalo for Jakub Klepis, March 9, 2004.

YEAR	GP	G	A	PTS	PIM	+/-	PP	SH	GW
02-03	82	15	17	32	36	-14	2	2	2
03-04	68	8	12	20	32	-19	1	1	0
TOTAL	150	23	29	52	68	-33	3	3	2
NHL TOTAL	1060	162	221	383	510	-9	16	20	26

## JOHN GRUDEN

D

#17

Signed as a free agent, July 18, 2003. Became a free agent, July 1, 2004.

YEAR	GP	G	A	PTS	PIM	+/-	PP	SH	GW
03-04	11	1	0	1	6	-1	0	0	1
NHL TOTAL	92	1	8	9	46	-4	0	0	1

## BOB GRYP

F

#12, 19

Acquired in 1974 Expansion Draft (6th pick) from Boston. Retired, April 1976.

YEAR	GP	G	A	PTS	PIM	+/-	PP	SH	GW
74-75	27	5	8	13	21	-24	0	0	0
75-76	46	6	5	11	12	-18	0	0	0
TOTAL	73	11	13	24	33	-42	0	0	0
NHL TOTAL	74	11	13	24	33	-44	0	0	0

## BENGT GUSTAFSSON

F

#16

Capitals' 7th choice (55th overall) in 1978 Amateur Draft. Returned to Sweden after 1985-86 season. Re-signed with Capitals in May 1987. Returned to Sweden in May 1989. Rights claimed by Detroit in 1990 Waiver Draft.

YEAR	GP	G	A	PTS	PIM	+/-	PP	SH	GW
79-80	80	22	38	60	17	-17	6	1	3
80-81	72	21	34	55	26	11	4	2	1
81-82	70	26	34	60	40	-20	3	0	2
82-83	67	22	42	64	16	9	2	0	4
83-84	69	32	43	75	16	29	8	0	5
84-85	51	14	29	43	8	13	6	1	3
85-86	70	23	52	75	26	-9	8	4	6
87-88	78	18	36	54	29	2	7	5	3
88-89	72	18	51	69	18	13	5	4	6
TOTAL	629	196	359	555	196	31	49	17	33
NHL TOTAL	629	196	359	555	196	31	49	17	33

## CHRIS HAJT

D

#75

Signed as a free agent, July 23, 2002. Became a free agent, July 1, 2004.

YEAR	GP	G	A	PTS	PIM	+/-	PP	SH	GW
03-04	5	0	0	0	2	E	0	0	0
NHL TOTAL	6	0	0	0	2	-1	0	0	0

## JEFF HALPERN

F

#11, 15

Signed as a free agent, July 23, 2002. Became a free agent, July 1, 2004. Signed as a free agent, July 1, 2011. Became a free agent, July 1, 2012.

YEAR	GP	G	A	PTS	PIM	+/-	PP	SH	GW
99-00	79	18	11	29	39	21	4	4	1
00-01	80	21	21	42	60	13	2	1	5
01-02	48	5	14	19	29	-9	0	0	4
02-03	82	13	21	34	88	6	1	2	2
03-04	79	19	27	46	56	-21	7	0	2
05-06	70	11	33	44	79	-8	6	0	1
11-12	69	4	12	16	24	-1	0	0	1
TOTAL	507	91	139	230	375	1	20	7	16
NHL TOTAL	976	152	221	373	641	-43	28	10	29

## TREVOR HALVERSON

F

#18

Capitals' 1st choice (21st overall) in 1991 Entry Draft. Became a free agent, July 1, 2000.

YEAR	GP	G	A	PTS	PIM	+/-	PP	SH	GW
98-99	17	0	4	4	28	-5	0	0	0
NHL TOTAL	17	0	4	4	28	-5	0	0	0

## ROMAN HAMRLIK

D

#44

Signed as a free agent, July 1, 2011. Claimed by NY Rangers on waivers March 6, 2013.

YEAR	GP	G	A	PTS	PIM	+/-	PP	SH	GW
11-12	68	2	11	13	34	11	0	0	1
12-13	4	0	1	1	2	-1	0	0	0
TOTAL	72	2	12	14	36	11	0	0	1
NHL TOTAL	1,395	155	483	638	1,408	-49	62	5	23

## AL HANGSLEBEN

F

#12

Acquired from Hartford for Tom Rowe, Jan. 17, 1980. Released Dec. 10, 1981.

YEAR	GP	G	A	PTS	PIM	+/-	PP	SH	GW
79-80	37	10	7	17	45	1	2	0	1
80-81	76	5	19	24	198	-7	0	0	0
81-82	17	1	1	2	19	-3	0	0	0
TOTAL	130	16	27	43	262	-9	2	0	1
NHL TOTAL	185	21	48	69	396	3	2	0	2

## SCOTT HANNAN

D

#23

Acquired, Nov. 30, 2010, from Colorado for Tomas Fleischmann. Became a free agent, July 1, 2011.

YEAR	GP	G	A	PTS	PIM	+/-	PP	SH	GW
10-11	55	1	4	5	28	3	0	0	0
NHL TOTAL	1,055	38	179	217	625	2	3	1	4

## DAVID HARLOCK

D

#43

Signed as a free agent, Aug. 31, 1997. Became a free agent, July 1, 1998.

YEAR	GP	G	A	PTS	PIM	+/-	PP	SH	GW
97-98	6	0	0	0	4	2	0	0	0
NHL TOTAL	212	2	14	16	188	-55	0	0	0

## KEVIN HATCHER

D

#4, 29

Capitals' 1st choice (17th overall) in the 1984 Entry Draft. Traded to Dallas for Mark Tinordi and the rights to Rick Mrozik, Jan. 18, 1995.

YEAR	GP	G	A	PTS	PIM	+/-	PP	SH	GW
84-85	2	1	0	1	0	1	0	1	0
85-86	79	9	10	19	119	6	1	0	1
86-87	78	8	16	24	144	-29	1	0	2
87-88	71	14	27	41	137	1	5	0	3
88-89	62	13	27	40	101	19	3	0	2
89-90	80	13	41	54	102	4	4	0	2
90-91	79	24	50	74	69	-10	9	2	3
91-92	79	17	37	54	105	18	8	1	2
92-93	83	34	45	79	114	-7	13	1	6
93-94	72	16	24	40	108	-13	6	0	3
TOTAL	685	149	277	426	999	-10	50	5	24
NHL TOTAL	1157	227	450	677	1392	-27	91	8	37

## ALAN HAWORTH

F

#15

Acquired from Buffalo with Sabres' 3rd-round pick in the 1982 Entry Draft (Milan Novy) for Capitals' 2nd (Mike Anderson) and 4th (Timo Jutila) choices in the 1982 Entry Draft, June 9, 1982. Traded to Quebec with Gaetan Duchesne and Capitals' 1st choice (Joe Sakic) in the 1987 Entry Draft for Dale Hunter and Clint Malarchuk, June 13, 1987.

YEAR	GP	G	A	PTS	PIM	+/-	PP	SH	GW
82-83	74	23	27	50	34	-5	5	0	2
83-84	75	24	31	55	52	14	7	0	5
84-85	76	23	26	49	48	19	4	0	2
85-86	71	34	39	73	72	36	7	0	5
86-87	50	25	16	41	43	3	9	0	2
TOTAL	346	129	139	268	249	67	32	0	16
NHL TOTAL	524	189	211	400	425	62	45	0	20

## DWAYNE HAY

F

#42

Capitals' 3rd choice (43rd overall) in the 1995 Amateur Draft. Traded to Florida in exchange for Esa Tikkanen and future considerations, March 9, 1998.

YEAR	GP	G	A	PTS	PIM	+/-	PP	SH	GW
97-98	2	0	0	0	2	E	0	0	0
NHL TOTAL	79	2	4	6	22	-7	0	0	0

## TIMO HELBLING

D

#51

Signed as a free agent, Aug. 9, 2006. Traded to Buffalo with Dainius Zubrus for Jiri Novotny and Buffalo's 1st choice (later traded to San Jose-Nick Petrecki), Feb. 27, 2007.

YEAR	GP	G	A	PTS	PIM	+/-	PP	SH	GW
06-07	2	0	0	0	2	-1	0	0	0
NHL TOTAL	11	0	1	1	8	-4	0	0	0

## BRYAN HELMER

D

#43

Signed as a free agent, Nov. 28, 2008. Became a free agent, July 1, 2009.

YEAR	GP	G	A	PTS	PIM	+/-	PP	SH	GW
08-09	12	0	3	3	2	-1	0	0	0
NHL TOTAL	146	8	18	26	135	7	3	0	2

# All-Time Player Register

## ARCHIE HENDERSON

F

#31

Capitals' 10th choice (165th overall) in the 1977 Amateur Draft. Became a free agent after 1980-81 season.

YEAR	GP	G	A	PTS	PIM	+/-	PP	SH	GW
80-81	7	1	0	1	28	-1	0	0	0
NHL TOTAL	23	3	1	4	92	-3	0	0	0

## MATT HENDRICKS

F

#26

Signed as a free agent, Sept. 27, 2010. Became a free agent July 5, 2013.

YEAR	GP	G	A	PTS	PIM	+/-	PP	SH	GW
10-11	77	9	16	25	110	-2	1	0	3
11-12	78	4	5	9	95	-6	0	0	0
12-13	48	5	3	8	73	-6	0	0	1
Total	203	18	24	42	278	-6	1	0	4
NHL TOTAL	581	54	59	113	703	-39	1	4	7

## ALEX HENRY

F

#45

Claimed off waivers from Edmonton, Oct. 24, 2002. Claimed off waivers by Minnesota, Oct. 9, 2003.

YEAR	GP	G	A	PTS	PIM	+/-	PP	SH	GW
02-03	38	0	0	0	80	-4	0	0	0
NHL TOTAL	177	2	9	11	269	-7	0	0	0

## MATT HERR

F

#26

Capitals' 4th choice (93rd overall) in the 1994 Entry Draft. Traded to Philadelphia for Dean Melanson, March 13, 2001.

YEAR	GP	G	A	PTS	PIM	+/-	PP	SH	GW
98-99	30	2	2	4	8	-7	1	0	0
00-01	22	2	3	5	17	3	0	0	1
Total	52	4	5	9	25	-4	1	0	1
NHL TOTAL	58	4	5	9	25	-6	1	0	1

## JAMIE HEWARD

D

#6

Signed as a free agent, Aug. 12, 2005. Traded to Los Angeles for future considerations, Feb. 27, 2007.

YEAR	GP	G	A	PTS	PIM	+/-	PP	SH	GW
05-06	71	7	21	28	54	-5	4	0	2
06-07	52	4	12	16	27	4	2	0	1
Total	123	11	33	44	81	-1	6	0	3
NHL TOTAL	394	38	86	124	221	-50	22	0	6

## DENNIS HEXTALL

F

#12, 22

Signed as free agent Feb. 9, 1979. Became a free agent, June 1, 1980.

YEAR	GP	G	A	PTS	PIM	+/-	PP	SH	GW
78-79	26	2	9	11	43	-13	0	0	0
79-80	15	1	1	2	49	-5	0	0	0
Total	41	3	10	13	92	-18	0	0	0
NHL TOTAL	681	153	350	503	1398	-134	26	3	18

## DOUG HICKS

D

#2

Acquired from Edmonton for Todd Bidner, March 9, 1982. Retired following 1982-83 season.

YEAR	GP	G	A	PTS	PIM	+/-	PP	SH	GW
81-82	12	0	1	1	11	-7	0	0	0
82-83	6	0	0	0	7	-3	0	0	0
Total	18	0	1	1	18	-10	0	0	0
NHL TOTAL	561	37	131	168	442	-73	12	4	2

## ANDRE HIDI

F

#21

Signed as a free agent from the University of Toronto (QUAA), March 19, 1984. Retired after the 1984-85 season.

YEAR	GP	G	A	PTS	PIM	+/-	PP	SH	GW
83-84	1	0	0	0	0	E	0	0	0
84-85	6	2	1	3	9	2	1	0	0
Total	7	2	1	3	9	2	1	0	0
NHL TOTAL	7	2	1	3	9	2	1	0	0

## JACK HILLEN

D

#38

Signed as a free agent, July 3, 2012. Traded to Carolina with Washington's 4th pick in the 2015 Entry Draft for Tim Gleason, Feb. 28, 2015.

YEAR	GP	G	A	PTS	PIM	+/-	PP	SH	GW
12-13	23	3	6	9	14	9	0	0	1
13-14	13	0	1	1	4	-4	0	0	0
14-15	35	0	5	5	10	1	0	0	0
Total	71	3	12	15	28	6	0	0	1
NHL TOTAL	304	13	58	71	157	-8	1	0	2

## BENOIT HOGUE

F

#33

Claimed off waivers from Boston March 19, 2002. Became a free agent July 1, 2002.

YEAR	GP	G	A	PTS	PIM	+/-	PP	SH	GW
01-02	9	0	1	1	4	2	0	0	0
NHL TOTAL	863	222	321	546	877	34	42	10	34

## RANDY HOLT

D

#4

Acquired from Calgary with Bob Gould for Pat Ribble and future considerations, Nov. 24, 1981. Became a free agent, June 1, 1983.

YEAR	GP	G	A	PTS	PIM	+/-	PP	SH	GW
81-82	53	2	6	8	250	-7	0	0	0
82-83	70	0	8	8	275	-7	0	0	0
Total	123	2	14	16	525	-14	0	0	0
NHL TOTAL	395	4	37	41	1438	-76	0	0	0

## BILL HOULDER

D

#34, 2

Capitals' 4th choice (82nd overall) in the 1985 Entry Draft. Traded to Buffalo for Shawn Anderson, Sept. 30, 1990.

YEAR	GP	G	A	PTS	PIM	+/-	PP	SH	GW
87-88	30	1	2	3	10	-2	0	0	0
88-89	8	0	3	3	4	7	0	0	0
89-90	41	1	11	12	28	8	0	0	0
Total	79	2	16	18	42	13	0	0	0
NHL TOTAL	846	59	191	250	412	31	20	1	15

## PHIL HOUSLEY

D

#96

Signed as a free agent on July 22, 1996. Claimed off waivers by Calgary, July 21, 1998.

YEAR	GP	G	A	PTS	PIM	+/-	PP	SH	GW
96-97	77	11	29	40	24	-10	3	1	2
97-98	64	6	25	31	24	-10	4	1	0
Total	141	17	54	71	48	-20	7	2	2
NHL TOTAL	1495	338	894	1232	822	-53	129	7	48

## KEN HOUSTON

F

#19

Acquired from Calgary with Pat Riggins for Howard Walker, George White and future considerations, June 9, 1982. Traded to Los Angeles with Brian Engblom for Larry Murphy, Oct. 18, 1983.

YEAR	GP	G	A	PTS	PIM	+/-	PP	SH	GW
82-83	71	25	14	39	93	-8	9	0	0
83-84	4	0	0	0	4	-2	0	0	0
Total	75	25	14	39	97	-10	9	0	0
NHL TOTAL	570	161	167	328	624	-6	28	0	14

## JIM HRYCUIK

F

#25

Acquired in 1974 Inter-League Draft from Hershey (AHL). Contract expired April 1976.

YEAR	GP	G	A	PTS	PIM	+/-	PP	SH	GW
74-75	21	5	5	10	12	-12	1	0	0
NHL TOTAL	21	5	5	10	12	-12	1	0	0

## JAMIE HUNT

D

#29

Signed as a free agent, April 1, 2006. Became a free agent, July 1, 2008.

YEAR	GP	G	A	PTS	PIM	+/-	PP	SH	GW
06-07	1	0	0	0	0	-1	0	0	0
NHL TOTAL	1	0	0	0	0	-1	0	0	0

## DALE HUNTER

F

#32

Acquired from Quebec with Clint Malarchuk for Gaetan Duchesne, Alan Haworth and Washington's 1st choice in the 1987 Entry Draft (Joe Sakic), June 13, 1987. Traded to Colorado with Washington's 3rd choice in the 2000 Entry Draft (Sergei Kliazmine) in exchange for Vancouver's 2nd choice in the 1999 Entry Draft (Charlie Stephens).

YEAR	GP	G	A	PTS	PIM	+/-	PP	SH	GW
87-88	79	22	37	59	240	7	11	0	1
88-89	80	20	37	57	219	-3	9	0	3
89-90	80	23	39	62	233	17	9	1	6
90-91	76	16	30	46	234	-22	9	0	2
91-92	80	28	50	78	205	-2	13	0	4
92-93	84	29	59	79	198	3	10	0	2
93-94	52	9	29	38	131	-4	1	0	1
94-95	45	8	15	23	101	-4	3	0	1
95-96	82	13	24	37	112	5	4	0	3
96-97	82	14	32	46	125	-2	3	0	5
97-98	82	8	18	26	103	1	0	0	1
98-99	50	0	5	5	102	-7	0	0	0
Total	872	181	375	556	2003	-4	72	1	29
NHL TOTAL	1407	323	697	1020	3565	98	92	10	41

## MARK HUNTER

F

#27

Acquired from Hartford with Yvon Corriveau for Nick Kypreos, July 30, 1992. Became a free agent, July 1, 1993.

YEAR	GP	G	A	PTS	PIM	+/-	PP	SH	GW
92-93	7	0	0	0	14	1	0	0	0
NHL TOTAL	628	213	171	384	1426	-11	71	2	19

## JAMIE HUSCROTT

F

#3

Signed as a free agent on August 9, 1999. Retired, 2001.

YEAR	GP	G	A	PTS	PIM	+/-	PP	SH	GW
99-00	7	0	0	0	11	-5	0	0	0
NHL TOTAL	352	5	33	38	1065	-8	0	0	1



# All-Time Player Register

## AL IAFRATE

D

#34

Acquired from Toronto for Bob Rouse and Peter Zezel, Jan. 15, 1991. Traded to Boston for Joe Juneau, March 21, 1994.

YEAR	GP	G	A	PTS	PIM	+/-	PP	SH	GW
90-91	30	6	8	14	124	-1	0	1	1
91-92	78	17	34	51	180	1	6	0	1
92-93	81	25	41	66	169	15	11	1	4
93-94	67	10	35	45	143	10	4	0	3
TOTAL	256	58	118	176	616	25	21	2	9
NHL TOTAL	799	152	311	463	1301	-64	46	8	22

## JAROMIR JAGR

F

#68

Acquired from Pittsburgh with Frantisek Kucera for Kris Beech, Michal Sivek, Ross Lupaschuk and future considerations, July 11, 2001. Traded to New York Rangers for Anson Carter, Jan. 23, 2004.

YEAR	GP	G	A	PTS	PIM	+/-	PP	SH	GW
01-02	69	31	48	79	30	0	10	0	3
02-03	75	36	41	77	38	5	13	2	9
03-04	46	16	29	45	38	-5	6	0	1
TOTAL	190	83	118	201	106	0	29	2	13
NHL TOTAL	1,733	766	1,155	1,921	1,167	322	217	11	135

## DOUG JARVIS

F

#25

Acquired from Montreal with Brian Engblom, Rod Langway, and Craig Laughlin for Rick Green and Ryan Walter, Sept. 10, 1982. Traded to Hartford for Jorgen Pettersson, Dec. 6, 1985.

YEAR	GP	G	A	PTS	PIM	+/-	PP	SH	GW
82-83	80	8	22	30	10	-12	0	1	0
83-84	80	13	29	42	12	7	0	2	0
84-85	80	9	28	37	32	19	1	1	1
85-86	25	1	2	3	16	-5	0	0	0
TOTAL	265	31	81	112	70	9	1	4	1
NHL TOTAL	964	139	264	403	263	121	4	16	16

## WES JARVIS

F

#23, 17, 15

Capitals' 18th choice (213th overall) in 1978 Amateur Draft. Traded to Minnesota with Rollie Boutin for Robbie Moore and future considerations, Aug. 15, 1982.

YEAR	GP	G	A	PTS	PIM	+/-	PP	SH	GW
79-80	63	11	15	26	8	-3	0	0	0
80-81	55	9	14	23	30	-9	0	1	0
81-82	26	1	12	13	18	5	0	0	0
TOTAL	144	21	41	62	56	-7	0	1	0
NHL TOTAL	237	31	55	86	98	-23	1	2	0

## GRANT JENNINGS

D

#33

Signed as a free agent, June 25, 1985. Traded to Hartford with Ed Kastelic for Mike Millar and Neil Sheehy, July 6, 1988.

YEAR	GP	G	A	PTS	PIM	+/-	PP	SH	GW
(Played in 1 playoff game, 1988 vs. NJ)									
NHL TOTAL	389	14	43	57	804	-6	0	3	3

## DAVID A. JENSEN

F

#9

Acquired from Hartford for Dean Evason and Peter Sidorkiewicz, March 12, 1985. Signed as a free agent by Boston, July 1988.

YEAR	GP	G	A	PTS	PIM	+/-	PP	SH	GW
85-86	5	1	0	1	0	1	0	0	0
86-87	46	8	8	16	12	-10	2	0	0
87-88	5	0	1	1	4	E	0	0	0
TOTAL	56	9	9	18	16	-9	2	0	0
NHL TOTAL	69	9	13	22	22	-10	2	0	0

## JAKUB JERABEK

D

#28

Acquired from Montreal for 2019 5th round NHL Draft pick, Feb. 21, 2018.

YEAR	GP	G	A	PTS	PIM	+/-	PP	SH	GW
17-18	11	1	3	4	0	-1	0	0	0
NHL TOTAL	36	2	6	6	-2	0	0	0	0

## CALLE JOHANSSON

D

#6

Acquired from Buffalo March 7, 1989, with Buffalo's 2nd choice (Byron Dafeo) in 1989 NHL Entry Draft for Clint Malarchuk, Grant Ledyard and Washington's 6th choice (Brian Holzinger) in 1991 NHL Entry Draft. Retired, Aug. 7, 2003.

YEAR	GP	G	A	PTS	PIM	+/-	PP	SH	GW
88-89	12	1	7	8	4	1	1	0	0
89-90	70	8	31	39	25	7	4	0	2
90-91	80	11	41	52	23	-2	2	1	2
91-92	80	14	42	56	49	2	5	2	2
92-93	77	7	38	45	56	3	6	0	0
93-94	84	9	33	42	59	3	4	0	1
94-95	46	5	26	31	35	-6	4	0	2
95-96	78	10	25	35	50	13	4	0	0
96-97	65	6	11	17	16	-2	2	0	0
97-98	73	15	20	35	30	-11	10	1	1
98-99	67	8	21	29	22	10	2	0	2
99-00	82	7	25	32	24	13	1	0	3
00-01	76	7	29	36	26	11	5	0	0
01-02	11	2	0	2	8	-4	0	0	1
02-03	82	3	12	15	22	9	1	0	0
TOTAL	983	113	361	474	449	47	51	4	16
NHL TOTAL	1109	119	416	535	519	57	53	4	17

## JONAS JOHANSSON

F

#45

Acquired from Colorado with Bates Battaglia for Steve Konowalchuk and the Capitals' 3rd choice in the 2004 Entry Draft (later traded to Carolina-Casey Borer), Oct. 22, 2003. Became a free agent, July 1, 2007.

YEAR	GP	G	A	PTS	PIM	+/-	PP	SH	GW
05-06	1	0	0	0	2	E	0	0	0
NHL TOTAL	1	0	0	0	2	E	0	0	0

## MARCUS JOHANSSON

F

#90

Capitals' 1st choice (24th overall) in the 2009 NHL Entry Draft. Traded to New Jersey, July 3, 2017

YEAR	GP	G	A	PTS	PIM	+/-	PP	SH	GW
10-11	69	13	14	27	10	2	2	1	2
11-12	80	14	32	46	8	-5	1	0	3
12-13	34	6	16	22	4	3	3	0	1
13-14	80	8	36	44	4	-21	6	0	1
14-15	82	20	27	47	10	6	3	0	1
15-16	74	17	29	46	16	12	6	0	7
16-17	82	24	34	58	10	25	5	0	5
TOTAL	501	102	188	290	62	22	26	1	20
NHL TOTAL	530	107	197	304	76	11	27	1	20

## CRAIG JOHNSON

F

#27

Claimed off waivers from Toronto, March 5, 2004. Became a free agent, July 1, 2004.

YEAR	GP	G	A	PTS	PIM	+/-	PP	SH	GW
03-04	15	0	6	6	8	-6	0	0	0
NHL TOTAL	557	75	98	173	260	-33	18	1	8

## JIM JOHNSON

D

#2, 4

Acquired from Dallas for Alan May, March 21, 1994. Became a free agent, July 1, 1996.

YEAR	GP	G	A	PTS	PIM	+/-	PP	SH	GW
93-94	8	0	0	0	12	-1	0	0	0
94-95	47	0	13	13	43	6	0	0	0
95-96	66	2	4	6	34	-3	0	0	0
TOTAL	121	2	17	19	89	2	0	0	0
NHL TOTAL	829	29	166	195	1197	16	3	0	2

## JAY JOHNSTON

D

#8, 4, 26

Capitals' 6th choice (45th overall) in the 1978 Amateur Draft. Released, June 1, 1984

YEAR	GP	G	A	PTS	PIM	+/-	PP	SH	GW
80-81	2	0	0	0	9	E	0	0	0
81-82	6	0	0	0	4	-2	0	0	0
TOTAL	8	0	0	0	13	-2	0	0	0
NHL TOTAL	8	0	0	0	13	-2	0	0	0

## GREG JOLY

D

#3

Capitals' 1st choice (1st overall) in the 1974 Amateur Draft. Traded to Detroit for Bryan Watson, Nov. 30, 1976.

YEAR	GP	G	A	PTS	PIM	+/-	PP	SH	GW
74-75	44	1	7	8	44	-68	1	0	0
75-76	54	8	17	25	28	-46	3	1	1
TOTAL	98	9	24	33	72	-114	4	1	1
NHL TOTAL	365	21	76	97	250	-163	7	2	3

# All-Time Player Register

## KEITH JONES

F

#26, 9

Capitals' 7th choice (141st overall) in the 1988 Entry Draft. Traded with Washington's 1st (Scott Parker) and 4th (later traded back to Washington-Krys Barch) choices in the 1998 Entry Draft to Colorado for Chris Simon and Curtis Leschyshyn, Nov. 2, 1996.

YEAR	GP	G	A	PTS	PIM	+/-	PP	SH	GW
92-93	71	12	14	26	124	18	0	0	3
93-94	68	16	19	35	149	4	5	0	1
94-95	40	14	6	20	65	-2	1	0	4
95-96	68	18	23	41	103	8	5	0	2
96-97	11	2	3	5	13	-2	1	0	0
TOTAL	258	62	65	127	454	26	12	0	10
NHL TOTAL	491	117	141	258	765	53	30	1	22

## RON JONES

F

#18, 24

Acquired from Pittsburgh for Pete LaFramboise, Jan. 21, 1975. Became a free agent, June 1, 1976.

YEAR	GP	G	A	PTS	PIM	+/-	PP	SH	GW
74-75	19	1	1	2	16	-14	1	0	0
75-76	2	0	0	0	0	-1	0	0	0
TOTAL	21	1	1	2	16	-15	1	0	0
NHL TOTAL	54	1	4	5	31	-27	1	0	0

## BOB JOYCE

F

#27

Acquired from Boston for Dave Christian, Dec. 13, 1989. Traded to Winnipeg with Tyler Larter and Kent Paynter for Craig Duncanson, Brent Hughes and Simon Wheeldon, May 21, 1991.

YEAR	GP	G	A	PTS	PIM	+/-	PP	SH	GW
89-90	24	5	8	13	4	2	1	0	1
90-91	17	3	3	6	8	3	0	0	1
TOTAL	41	8	11	19	12	5	1	0	2
NHL TOTAL	158	34	49	83	90	9	10	0	5

## JOE JUNEAU

F

#90

Acquired from Boston for Al Iafate, March 21, 1994. Traded to Buffalo with Washington's 3rd choice in 1999 Entry Draft (Tim Preston) for Alexei Tezikov and future considerations, March 23, 1999.

YEAR	GP	G	A	PTS	PIM	+/-	PP	SH	GW
93-94	11	5	8	13	6	E	2	0	0
94-95	44	5	38	43	8	-1	3	0	0
95-96	80	14	50	64	30	-3	7	2	2
96-97	58	15	27	42	8	-11	9	1	3
97-98	56	9	22	31	26	-8	4	1	1
98-99	63	14	27	41	20	-3	2	1	3
TOTAL	321	63	173	236	100	-26	27	5	9
NHL TOTAL	828	156	416	572	272	-3	52	6	23

## MILAN JURCINA

D

#23

Acquired from Boston for a conditional pick in the 2008 Entry Draft, Feb. 1, 2007. Traded to Columbus with Chris Clark for Jason Chimera, Dec. 28, 2009. Acquired from Columbus for a conditional draft choice, March 3, 2010.

YEAR	GP	G	A	PTS	PIM	+/-	PP	SH	GW
06-07	30	2	7	9	24	5	0	0	0
07-08	75	1	8	9	30	4	1	0	0
08-09	79	3	11	14	68	1	0	0	1
09-10	27	0	4	4	14	E	0	0	0
TOTAL	211	6	30	36	136	10	1	0	1
NHL TOTAL	430	22	59	81	280	-28	6	1	3

## KEVIN KAMINSKI

F

#23

Acquired from Quebec for the rights to Mark Matier, June 15, 1993. Became a free agent, July 1, 1998.

YEAR	GP	G	A	PTS	PIM	+/-	PP	SH	GW
93-94	13	0	5	5	87	2	0	0	0
94-95	27	1	1	2	102	-6	0	0	1
95-96	54	1	2	3	164	-1	0	0	0
96-97	38	1	2	3	130	E	0	0	0
TOTAL	132	3	10	13	483	-5	0	0	1
NHL TOTAL	139	3	10	13	528	-8	0	0	1

## BOYD KANE

F

#22

Signed as a free agent, Aug. 12, 2005. Became a free agent, July 1, 2006. Signed as a free agent, July 11, 2009.

YEAR	GP	G	A	PTS	PIM	+/-	PP	SH	GW
05-06	5	0	1	1	2	1	0	0	0
09-10	3	0	0	0	2	-1	0	0	0
TOTAL	8	0	1	1	4	E	0	0	0
NHL TOTAL	31	0	3	3	39	-8	0	0	0

## ED KASTELIC

F

#29

Capitals' 4th choice (110th overall) in the 1982 Entry Draft. Traded to Hartford with Grant Jennings for Mike Millar and Neil Sheehy, July 6, 1988.

YEAR	GP	G	A	PTS	PIM	+/-	PP	SH	GW
85-86	15	0	0	0	73	E	0	0	0
86-87	23	1	1	2	83	-3	1	0	0
87-88	35	1	0	1	78	-3	0	0	0
TOTAL	73	2	1	3	234	-6	1	0	0
NHL TOTAL	220	11	10	21	719	-6	1	0	0

## MIKE KASZYCKI

F

#20

Acquired from New York Islanders for Gord Lane, Dec. 7, 1979. Traded to Toronto for Pat Ribble, Feb. 14, 1980.

YEAR	GP	G	A	PTS	PIM	+/-	PP	SH	GW
79-80	28	7	10	17	10	-5	1	0	0
NHL TOTAL	226	42	80	122	108	18	6	0	6

## BOB KELLY

F

#24

Acquired from Philadelphia for future considerations, Aug. 21, 1980. Contract bought out, Dec. 7, 1981.

YEAR	GP	G	A	PTS	PIM	+/-	PP	SH	GW
80-81	80	26	36	62	157	-13	8	0	4
81-82	16	0	4	4	12	-12	0	0	0
TOTAL	96	26	40	66	169	-25	8	0	4
NHL TOTAL	837	154	208	362	1454	109	14	0	28

## MICHAEL KEMPNY

D

#6

Acquired from Chicago for 2018 3rd round NHL Draft pick, Feb. 19, 2018.

YEAR	GP	G	A	PTS	PIM	+/-	PP	SH	GW
17-18	22	2	1	3	14	1	0	0	0
NHL TOTAL	103	5	13	18	48	15	0	0	0

## DMITRI KHRISTICH

F

#8

Capitals' 6th choice (120th overall) in the 1988 Entry Draft. Traded to Los Angeles with Byron Dafeo for Kings' 1st (Alexandre Volchkov) and Dallas' 4th (Justin Davis) choices in 1996, July 8, 1995. Acquired from Toronto for Tampa Bay's 3rd choice in the 2001 Entry Draft (Brendan Bell), Dec. 11, 2000. Became a free agent, July 1, 2002.

YEAR	GP	G	A	PTS	PIM	+/-	PP	SH	GW
90-91	40	13	14	27	21	-1	1	0	0
91-92	80	36	37	73	35	24	14	1	7
92-93	64	31	35	66	28	29	9	1	1
93-94	83	29	29	58	73	-2	10	0	4
94-95	48	12	14	26	41	0	8	0	2
00-01	43	10	19	29	8	-8	4	0	4
01-02	61	9	12	21	12	2	3	0	2
TOTAL	419	140	160	300	218	44	49	2	20
NHL TOTAL	811	259	337	596	422	104	95	5	32

## OREST KINDRACHUK

F

#27

Signed as free agent from Pittsburgh, Sept. 1, 1981. Released from contract, Dec. 3, 1981.

YEAR	GP	G	A	PTS	PIM	+/-	PP	SH	GW
81-82	4	1	0	1	2	-4	1	0	0
NHL TOTAL	508	118	261	379	648	122	19	8	15

## D.J. KING

F

#17

Acquired from St. Louis for Stefan Della Rovere, July 28, 2010. Became a free agent, July 1, 2012.

YEAR	GP	G	A	PTS	PIM	+/-	PP	SH	GW
10-11	16	0	2	2	30	-3	0	0	0
11-12	1	0	0	0	0	0	0	0	1
TOTAL	17	0	2	2	-3	0	0	0	1
NHL TOTAL	118	4	7	11	215	-14	0	0	1

## BRIAN KINSELLA

F

#24, 11

Capitals' 6th choice (91st overall) in the 1974 Amateur Draft. Became a free agent, June 1, 1978.

YEAR	GP	G	A	PTS	PIM	+/-	PP	SH	GW
75-76	4	0	1	1	0	-2	0	0	0
76-77	6	0	0	0	0	-2	0	0	0
TOTAL	10	0	1	1	0	-4	0	0	0
NHL TOTAL	10	0	1	1	0	-4	0	0	0



# All-Time Player Register

## KEN KLEE

D

#2

Capitals' 11th choice (177th overall) in the 1990 Entry Draft. Became a free agent, July 1, 2003.

YEAR	GP	G	A	PTS	PIM	+/-	PP	SH	GW
94-95	23	3	1	4	41	2	0	0	0
95-96	66	8	3	11	60	-1	0	1	2
96-97	80	3	8	11	115	-5	0	0	2
97-98	51	4	2	6	46	-3	0	0	1
98-99	78	7	13	20	80	-9	0	0	1
99-00	80	7	13	20	79	8	0	0	2
00-01	54	2	4	6	60	-5	0	0	0
01-02	68	8	8	16	38	4	2	0	3
02-03	70	1	16	17	89	22	0	0	0
TOTAL	570	43	68	111	608	13	2	1	11
NHL TOTAL	934	55	140	195	880	30	6	1	13

## SCOTT KLEINENDORST

D

#29

Acquired from Hartford for Jim Thomson, March 6, 1989. Released following 1989-90 season.

YEAR	GP	G	A	PTS	PIM	+/-	PP	SH	GW
88-89	3	0	1	1	10	E	0	0	0
89-90	15	1	3	4	16	4	0	0	0
TOTAL	18	1	4	5	26	4	0	0	0
NHL TOTAL	281	12	46	58	452	-13	1	0	0

## JAKUB KLEPIS

F

#38

Acquired from Buffalo for Mike Grier, March 9, 2004. Became a free agent, July 1, 2007.

YEAR	GP	G	A	PTS	PIM	+/-	PP	SH	GW
05-06	25	1	3	4	8	-11	0	0	0
06-07	41	3	7	10	28	-2	0	0	0
NHL TOTAL	66	4	10	14	36	-13	0	0	0

## MIKE KNUBLE

F

#22

Signed as a free agent, July 1, 2009. Became a free agent July 1, 2012.

	G	A	PTS	PIM	+/-	PP	SH	GW	YEAR	GP
09-10	69	29	24	53	59	23	6	0	5	
10-11	79	24	16	40	36	10	7	1	1	
11-12	72	6	12	18	32	-15	0	0	0	
TOTAL	220	59	52	111	127	18	13	1	6	
NHL TOTAL	1,068	278	270	548	641	76	81	5	36	

## STEVE KONOWALCHUK

F

#22

Capitals' 5th choice (58th overall) in the 1991 Entry Draft. Traded with Washington's 3rd choice in the 2004 Entry Draft (later traded to Carolina-Casey Borer) to Colorado for Bates Battaglia and Jonas Johansson, Oct. 22, 2003.

YEAR	GP	G	A	PTS	PIM	+/-	PP	SH	GW
91-92	1	0	0	0	0	0	0	0	0
92-93	36	4	7	11	16	4	1	0	1
93-94	62	12	14	26	33	9	0	0	0
94-95	46	11	14	25	44	7	3	3	3
95-96	70	23	22	45	92	13	7	1	3
96-97	78	17	25	42	67	-3	2	1	3
97-98	80	10	24	34	80	19	3	0	1
98-99	45	12	12	24	26	0	4	1	2
99-00	82	16	27	43	80	19	3	0	1
00-01	82	24	23	47	87	8	6	0	5
01-02	28	2	12	14	23	-2	0	0	0
02-03	77	15	15	30	71	3	2	0	3
03-04	6	0	1	1	0	-5	0	0	0
TOTAL	693	146	196	342	619	62	30	6	23
NHL TOTAL	790	171	225	396	703	69	34	8	26

## JOHN KORDIC

F

#25

Acquired from Toronto with Paul Fenton for future considerations, Jan. 24, 1991. Released from contract, July 1991.

YEAR	GP	G	A	PTS	PIM	+/-	PP	SH	GW
90-91	7	0	0	0	101	1	0	0	0
NHL TOTAL	244	17	18	35	997	-30	3	0	0

## VIKTOR KOZLOV

F

#25

Signed as a free agent, July 1, 2007. Became a free agent, July 1, 2009.

YEAR	GP	G	A	PTS	PIM	+/-	PP	SH	GW
07-08	81	16	38	54	18	28	2	0	2
08-09	67	13	28	41	16	-9	2	0	0
TOTAL	148	29	66	95	34	19	4	0	2
NHL TOTAL	897	198	339	537	248	-3	54	5	19

## STAFFAN KRONWALL

D

#44

Acquired off waivers from Toronto, Feb. 6, 2009. Became a free agent, July 1, 2009.

YEAR	GP	G	A	PTS	PIM	+/-	PP	SH	GW
08-09	3	0	0	0	0	-1	0	0	0
NHL TOTAL	66	1	3	4	23	-7	0	0	0

## TODD KRYGIER

F

#9, 21

Acquired from Hartford for Washington's 4th choice in the 1993 Entry Draft (later traded to Calgary, Jason Smith), Oct. 3, 1991. Traded to Anaheim for a Anaheim's 4th choice in the 1996 Entry Draft (later traded to Dallas-Mike Hurley), Feb. 2, 1992. Acquired from Anaheim in exchange for Mike Torchia, March 8, 1996.

YEAR	GP	G	A	PTS	PIM	+/-	PP	SH	GW
91-92	67	13	17	30	107	-1	1	0	1
92-93	77	11	12	23	60	-13	0	2	0
93-94	66	12	18	30	60	-4	0	1	3
95-96	16	6	5	11	2	8	1	0	0
96-97	47	5	11	16	37	-10	1	0	1
97-98	45	2	12	14	30	-3	0	0	1
TOTAL	318	49	75	124	306	-23	3	3	6
NHL TOTAL	543	100	143	243	533	-26	14	5	12

## DAVE KRYSKOW

F

#9

Acquired in 1974 Expansion Draft (3rd pick) from Chicago. Traded to Detroit for Jack Lynch, Feb. 7, 1975.

YEAR	GP	G	A	PTS	PIM	+/-	PP	SH	GW
74-75	51	9	15	24	83	-28	1	1	0
NHL TOTAL	213	33	56	89	174	-32	2	2	2

## FRANTISEK KUCERA

D

#4

Acquired from Pittsburgh with Jaromir Jagr for Kris Beech, Ross Lupaschuk, Michal Sivek and future considerations, July 11, 2001. Became a free agent, July 1, 2002.

YEAR	GP	G	A	PTS	PIM	+/-	PP	SH	GW
01-02	56	1	13	14	12	7	0	0	0
NHL TOTAL	465	24	95	119	251	13	6	0	4

## TOMAS KUNDRATEK

D

#36

Acquired from New York Rangers for Francois Bouchard, Nov. 8, 2011. Became a free agent, July 1, 2015.

YEAR	GP	G	A	PTS	PIM	+/-	PP	SH	GW
11-12	5	0	0	0	2	0	0	0	0
12-13	25	1	6	7	8	-5	0	0	0
NHL TOTAL	30	1	6	7	10	-5	0	0	0

## EVGENY KUZNETSOV

F

#92

Capitals' 1st choice (26th overall) in the 2010 Entry Draft.

YEAR	GP	G	A	PTS	PIM	+/-	PP	SH	GW
13-14	17	3	6	9	6	-2	0	1	0
14-15	80	11	26	37	24	10	4	0	1
15-16	82	20	57	77	32	27	5	0	4
16-17	82	19	40	59	46	18	3	0	4
17-18	79	27	56	83	48	3	7	1	8
NHL TOTAL	340	80	185	265	156	56	19	2	17

## JOEL KWIATKOWSKI

D

#29

Acquired from Ottawa for future considerations, Jan. 15, 2003. Became a free agent, July 1, 2004.

YEAR	GP	G	A	PTS	PIM	+/-	PP	SH	GW
02-03	34	0	3	3	12	1	0	0	0
03-04	80	6	6	12	89	-28	2	0	0
TOTAL	114	6	9	15	101	-27	2	0	0
NHL TOTAL	282	16	29	45	245	-27	4	0	3

## NICK KYPREOS

F

#9

Claimed from Philadelphia in the waiver draft, Oct. 2, 1989. Traded to Hartford for Mark Hunter and future considerations, June 15, 1992.

YEAR	GP	G	A	PTS	PIM	+/-	PP	SH	GW
89-90	31	5	4	9	82	2	0	0	2
90-91	79	9	9	18	196	-4	0	0	3
91-92	65	4	6	10	206	-3	0	0	0
TOTAL	175	18	19	37	484	-5	0	0	5
NHL TOTAL	442	46	44	90	1210	-24	0	0	9

## YVON LABRE

D

#7

Acquired in 1974 Expansion Draft (4th pick) from Pittsburgh. Retired following the 1980-81 season for medical reasons.

YEAR	GP	G	A	PTS	PIM	+/-	PP	SH	GW
74-75	76	4	23	27	182	-54	0	0	0
75-76	80	2	20	22	146	-38	0	0	0
76-77	62	3	11	14	169	-5	0	2	0
77-78	22	0	8	8	41	E	0	0	0
78-79	51	1	13	14	80	7	0	0	0
79-80	18	0	5	5	38	3	0	0	0
80-81	25	2	4	6	100	-2	0	0	0
TOTAL	334	12	84	96	756	-89	0	2	0
NHL TOTAL	371	14	87	101	788	-94	0	2	0



# All-Time Player Register

## PETE LAFRAMBOISE

F

#19

Acquired in the 1974 Expansion Draft (5th pick) from California. Traded to Pittsburgh for Ron Jones, Jan. 21, 1975.

YEAR	GP	G	A	PTS	PIM	+/-	PP	SH	GW
74-75	45	5	10	15	22	-37	0	0	0
NHL TOTAL	227	33	55	88	70	-91	5	0	0

## BROOKS LAICH

F

#21

Acquired from Ottawa with Ottawa's 2nd choice in the 2005 Entry Draft (later traded to Colorado-Chris Durand) for Peter Bondra, Feb. 18, 2004. Traded to Toronto with Connor Carrick and Washington's 2nd pick in the 2016 Entry Draft for Daniel Winnik and Toronto's 5th choice in the 2016 Entry Draft, Feb. 28, 2016.

YEAR	GP	G	A	PTS	PIM	+/-	PP	SH	GW
03-04	4	0	1	1	0	-1	0	0	0
05-06	73	7	14	21	26	-9	1	0	1
06-07	73	8	10	18	29	-2	2	3	0
07-08	82	21	16	37	35	-3	8	2	4
08-09	82	23	30	53	31	-1	9	1	3
09-10	78	25	34	59	34	16	12	1	4
10-11	82	16	32	48	46	14	4	1	3
11-12	82	16	25	41	34	-8	5	1	5
12-13	9	1	3	4	6	2	0	0	0
13-14	51	8	7	15	16	-7	1	1	1
14-15	66	7	13	20	24	-2	0	0	2
15-16	60	1	6	7	16	-7	0	0	1
TOTAL	742	133	191	324	297	-8	42	10	24
NHL TOTAL	776	134	198	332	307	-19	42	10	24

## QUINTIN LAING

F

#53

Signed as a free agent, July 18, 2006.

YEAR	GP	G	A	PTS	PIM	+/-	PP	SH	GW
07-08	39	1	5	6	10	4	0	0	1
08-09	1	0	0	0	0	1	0	0	0
09-10	36	2	2	4	21	2	0	0	0
TOTAL	76	3	7	10	31	7	0	0	1
NHL TOTAL	79	3	8	11	31	8	0	0	1

## RON LALONDE

F

#22

Acquired from Pittsburgh with rights to Don Seiling for Lew Morrison, Dec. 14, 1974. Became a free agent, June 1, 1980.

YEAR	GP	G	A	PTS	PIM	+/-	PP	SH	GW
74-75	50	12	14	26	27	-39	4	1	1
75-76	80	9	19	28	19	-26	2	1	0
76-77	76	12	17	29	24	-20	0	0	0
77-78	67	1	5	6	16	-18	0	0	0
78-79	18	1	3	4	4	-1	0	1	0
TOTAL	291	35	58	93	90	-104	6	3	1
NHL TOTAL	397	45	78	123	106	-101	6	4	3

## MIKE LALOR

D

#26

Acquired from St. Louis with Peter Zetzl for Geoff Courttnall, July 13, 1990. Traded to Winnipeg for Paul MacDermid, March 2, 1992.

YEAR	GP	G	A	PTS	PIM	+/-	PP	SH	GW
90-91	68	1	5	6	61	-23	0	0	0
91-92	64	5	7	12	64	14	0	0	1
TOTAL	132	6	12	18	125	-9	0	0	1
NHL TOTAL	687	17	88	105	677	-12	0	0	3

## MIKE LAMPMAN

F

#21

Acquired in 1974 Expansion Draft (18th pick) from Vancouver. Became a free agent, June 1, 1978.

YEAR	GP	G	A	PTS	PIM	+/-	PP	SH	GW
75-76	27	7	12	19	28	-6	0	0	1
76-77	22	6	5	11	4	-4	1	0	0
TOTAL	49	13	17	30	32	-10	1	0	1
NHL TOTAL	96	17	20	37	34	-15	2	0	1

## GORD LANE

D

#25, 28

Signed as a free agent, Oct. 5, 1976. Traded to New York Islanders for Mike Kaszycki, Dec. 7, 1979.

YEAR	GP	G	A	PTS	PIM	+/-	PP	SH	GW
75-76	3	1	0	1	12	-5	1	0	0
76-77	80	2	15	17	207	-25	0	0	0
77-78	69	2	9	11	195	-19	0	0	0
78-79	64	3	15	18	147	-15	0	0	0
79-80	19	2	4	6	53	1	0	0	0
TOTAL	235	10	43	53	614	-63	1	0	0
NHL TOTAL	539	19	94	113	1228	-16	1	1	2

## ROBERT LANG

F

#20

Signed as a free agent, July 1, 2002. Traded to Detroit Red Wings for Tomas Fleischmann and Detroit's 1st (Mike Green) and 4th (Luke Lynes) choices in the 2006 Entry Draft, Feb. 27, 2004.

YEAR	GP	G	A	PTS	PIM	+/-	PP	SH	GW
02-03	82	22	47	69	22	12	10	0	2
03-04	63	29	45	74	24	2	10	0	2
TOTAL	145	51	92	143	46	14	20	0	4
NHL TOTAL	989	261	442	703	422	55	88	5	34

## ROD LANGWAY

D

#5

Acquired from Montreal with Brian Engblom, Doug Jarvis and Craig Laughlin for Rick Green and Ryan Walter, Sept. 9, 1982. Released on waivers, July 1, 1993.

YEAR	GP	G	A	PTS	PIM	+/-	PP	SH	GW
82-83	80	3	29	32	75	E	1	0	0
83-84	80	9	24	33	61	14	1	2	2
84-85	79	4	22	26	54	35	0	0	1
85-86	71	1	17	18	61	27	1	0	0
86-87	78	2	25	27	53	11	0	0	1
87-88	63	3	13	16	28	1	0	0	1
88-89	76	2	19	21	65	12	0	0	0
89-90	58	0	8	8	39	7	0	0	0
90-91	56	1	7	8	24	12	0	0	0
91-92	64	0	13	13	22	11	0	0	0
92-93	21	0	0	0	20	-13	0	0	0
TOTAL	726	25	177	202	502	117	3	2	5
NHL TOTAL	994	51	278	329	849	277	9	3	9

## TYLER LARTER

F

#39

Capitals' 3rd choice (78th overall) in the 1987 Entry Draft. Traded to Winnipeg with Bob Joyce and Kent Paynter for Craig Duncanson, Brent Hughes and Simon Wheeldon, May 21, 1991.

YEAR	GP	G	A	PTS	PIM	+/-	PP	SH	GW
89-90	1	0	0	0	0	-1	0	0	0
NHL TOTAL	1	0	0	0	0	-1	0	0	0

## MICHAEL LATTA

F

#46

Acquired from Nashville with Martin Erat in exchange for Filip Forsberg, April 3, 2013. Signed with Los Angeles as a free agent on July 1, 2016.

YEAR	GP	G	A	PTS	PIM	+/-	PP	SH	GW
13-14	17	1	3	4	12	0	0	0	0
14-15	53	0	6	6	68	4	0	0	0
15-16	43	3	4	7	50	0	0	0	0
NHL TOTAL	113	4	13	17	130	4	0	0	0

## CRAIG LAUGHLIN

F

#18

Acquired from Montreal with Brian Engblom, Doug Jarvis and Rod Langway for Rick Green and Ryan Walter, Sept. 9, 1982. Traded to Los Angeles for Grant Ledyard, Feb. 9, 1988.

YEAR	GP	G	A	PTS	PIM	+/-	PP	SH	GW
82-83	75	17	27	44	41	-7	5	0	3
83-84	80	20	32	52	69	4	7	0	3
84-85	78	16	34	50	38	12	5	0	3
85-86	75	30	45	75	43	24	10	0	4
86-87	80	22	30	52	67	-3	11	0	5
87-88	40	5	5	10	26	-8	3	0	1
TOTAL	428	110	173	283	284	22	41	0	19
NHL TOTAL	549	136	205	341	364	2	45	0	20

## STEPHEN LEACH

F

#29, 21

Capitals' 2nd choice (34th overall) in 1984 Entry Draft. Traded to Boston for Randy Burridge, June 21, 1991.

YEAR	GP	G	A	PTS	PIM	+/-	PP	SH	GW
85-86	11	1	1	2	2	E	0	0	0
86-87	15	1	0	1	6	-4	0	0	0
87-88	8	1	1	2	17	2	0	0	1
88-89	74	11	19	30	94	-4	4	0	0
89-90	70	18	14	32	104	10	0	0	2
90-91	68	11	19	30	99	-9	4	0	1
TOTAL	246	43	54	97	322	-5	8	0	4
NHL TOTAL	702	130	153	283	978	-78	33	1	19

## PETER LEBLANC

F

#64

Acquired from Chicago in exchange for future considerations, Jan. 31, 2013. Became a free agent, July 1, 2014.

YEAR	GP	G	A	PTS	PIM	+/-	PP	SH	GW
13-14	1	0	0	0	0	0	0	0	0
NHL TOTAL	1	0	0	0	0	0	0	0	0



# All-Time Player Register

## GRANT LEDYARD

D

#28, 6

Acquired from Los Angeles for Craig Laughlin, Feb. 9, 1988. Traded to Buffalo with Clint Malarchuk and the Capitals' 6th choice (Brian Holzinger) in the 1991 Entry Draft for Calle Johansson and Buffalo's 2nd choice (Byron Dafoe) in the 1989 Entry Draft, March 9, 1989.

YEAR	GP	G	A	PTS	PIM	+/-	PP	SH	GW
87-88	21	4	3	7	14	-4	1	0	1
88-89	61	3	11	14	43	1	1	0	1
TOTAL	82	7	14	21	57	-3	2	0	2
NHL TOTAL	1028	90	276	366	766	-54	31	1	14

## PATRICE LEFEBVRE

F

#14

Signed as a free agent, Dec. 18, 1998. Signed to play in Germany, summer 1999.

YEAR	GP	G	A	PTS	PIM	+/-	PP	SH	GW
98-99	3	0	0	0	2	-2	0	0	0
NHL TOTAL	3	0	0	0	2	-2	0	0	0

## ANTERO LEHTONEN

F

#14

Signed as free agent, Sept. 16, 1979. Released at the start of the 1980-81 season.

YEAR	GP	G	A	PTS	PIM	+/-	PP	SH	GW
79-80	65	9	12	21	14	-4	2	0	1
NHL TOTAL	65	9	12	21	14	-4	2	0	1

## MIKKO LEINONEN

F

#34

Signed as a free agent from Karpat (Finland), March 13, 1985. Released June 1985.

YEAR	GP	G	A	PTS	PIM	+/-	PP	SH	GW
84-85	3	0	1	1	2	1	0	0	0
NHL TOTAL	162	31	78	109	71	19	5	0	4

## JEAN LEMIEUX

D

#17, 3

Acquired from Atlanta with Gerry Meehan and Buffalo's 1st-round choice in the 1976 Amateur Draft (Greg Carroll) for Bill Clement, Jan. 22, 1976. Became a free agent June 1, 1978.

YEAR	GP	G	A	PTS	PIM	+/-	PP	SH	GW
75-76	33	6	14	20	2	-21	5	0	1
76-77	15	4	4	8	2	-9	2	0	0
77-78	16	3	7	10	0	-12	3	0	0
TOTAL	64	13	25	38	4	-42	10	0	1
NHL TOTAL	204	23	63	86	39	-45	14	0	3

## SAMI LEPISTO

D

#42

Capitals' 5th choice (66th overall) in 2004 Entry Draft. Traded to Phoenix in exchange for a 5th-round choice in the 2010 Entry Draft, June 27, 2009.

YEAR	GP	G	A	PTS	PIM	+/-	PP	SH	GW
07-08	7	0	1	1	12	-1	0	0	0
08-09	7	0	4	4	6	-3	0	0	0
TOTAL	14	0	5	5	18	-4	0	0	0
NHL TOTAL	176	6	29	35	137	23	0	0	1

## CURTIS LESCHYSHYN

D

#9

Acquired from Colorado with Chris Simon for Keith Jones and the Capitals' 1st (Scott Parker) and 4th choices (later traded back to Washington-Kryszewski) in the 1998 Entry Draft, Nov. 2, 1996. Traded to Hartford in exchange for Andrei Nikolishin, Nov. 9, 1996.

YEAR	GP	G	A	PTS	PIM	+/-	PP	SH	GW
96-97	2	0	0	0	2	0	0	0	0
NHL TOTAL	1033	47	165	212	669	-52	17	2	10

## BILL LESUK

F

#20

Purchased from Los Angeles, July 28, 1974. Agreed to contract with Winnipeg (WHA), July 1975.

YEAR	GP	G	A	PTS	PIM	+/-	PP	SH	GW
74-75	79	8	11	19	77	-34	1	2	0
NHL TOTAL	388	44	63	107	368	-69	6	2	4

## TREVOR LINDEN

F

#16

Acquired from Montreal with Dainius Zubrus and New Jersey's second-round draft choice in the 2001 Entry Draft for Richard Zednik, Jan. 18, 2001. Traded to the Capitals' 1st choice in the 2001 Entry Draft (Alexander Perezogin), March 13, 2001. Traded to Vancouver with NY Islanders' 2nd choice in 2002 Entry Draft (Denis Grot) for Vancouver's 1st (Boyd Gordon) and 3rd (later traded to Edmonton-Zachary Stortini) choices in the 2002 Entry Draft, Nov. 10, 2001.

YEAR	GP	G	A	PTS	PIM	+/-	PP	SH	GW
00-01	12	3	1	4	8	2	0	0	0
01-02	16	1	2	3	6	-2	1	0	0
TOTAL	28	4	3	7	12	0	1	0	0
NHL TOTAL	1382	375	492	867	895	-64	119	18	41

## MARK LOFTHOUSE

F

#8, 27, 11, 20

Capitals' 2nd choice (21st overall) in the 1977 Amateur Draft. Traded to Detroit for Al Jensen, July 23, 1981.

YEAR	GP	G	A	PTS	PIM	+/-	PP	SH	GW
77-78	18	2	1	3	8	-5	0	0	0
78-79	52	13	10	23	10	-11	1	0	0
79-80	68	15	18	33	20	-9	1	0	1
80-81	3	1	1	2	4	E	0	0	0
TOTAL	141	31	30	61	42	-25	2	0	1
NHL TOTAL	181	42	38	80	73	-24	0	0	0

## KEN LOVSIN

D

#37

Signed as a free agent, July 3, 1990. Released from contract, June 1, 1992.

YEAR	GP	G	A	PTS	PIM	+/-	PP	SH	GW
90-91	1	0	0	0	0	-2	0	0	0
NHL TOTAL	1	0	0	0	0	-2	0	0	0

## DWAYNE LOWDERMILK

D

#14

Acquired from New York Islanders for future considerations, Dec. 26, 1980. Became a free agent, June 1, 1982.

YEAR	GP	G	A	PTS	PIM	+/-	PP	SH	GW
80-81	2	0	1	1	2	-1	0	0	0
NHL TOTAL	2	0	1	1	2	-1	0	0	0

## JOE LUNDRIGAN

D

#5

Acquired in 1974 Expansion Draft (11th pick) from Toronto. Became a free agent, June 1, 1975.

YEAR	GP	G	A	PTS	PIM	+/-	PP	SH	GW
74-75	3	0	0	0	2	-3	0	0	0
NHL TOTAL	52	2	8	10	22	1	1	0	1

## JACK LYNCH

D

#19, 2

Acquired from Detroit for Dave Kryskow, Feb. 8, 1975. Released from contract, Oct. 20, 1979.

YEAR	GP	G	A	PTS	PIM	+/-	PP	SH	GW
74-75	20	1	5	6	16	-54	0	0	0
75-76	79	9	13	22	78	-52	5	0	1
76-77	75	5	25	30	90	-15	0	0	0
77-78	29	1	8	9	4	-13	0	0	0
78-79	30	2	6	8	14	2	1	0	0
TOTAL	233	18	57	75	202	-132	6	0	1
NHL TOTAL	382	24	106	130	336	-197	7	0	2

## PAUL MACDERMID

F

#23

Acquired from Winnipeg for Mike Lalor, March 2, 1992. Traded to Quebec with Reggie Savage for Mike Hough, June 20, 1993.

YEAR	GP	G	A	PTS	PIM	+/-	PP	SH	GW
91-92	15	2	5	7	43	2	0	0	0
92-93	72	9	8	17	80	-13	1	0	3
TOTAL	87	11	13	24	123	-11	1	0	3
NHL TOTAL	690	116	142	258	1303	-14	19	0	18

## PAUL MACKINNON

D

#19, 22, 4

Capitals' 4th choice (23rd overall) in the 1978 Amateur Draft. Released from contract, June 1, 1984.

YEAR	GP	G	A	PTS	PIM	+/-	PP	SH	GW
79-80	63	1	11	12	22	-1	0	0	0
80-81	14	0	0	0	22	5	0	0	0
81-82	39	2	9	11	35	-10	0	0	0
82-83	19	2	2	4	8	1	1	0	0
83-84	12	0	1	1	4	-7	0	0	0
TOTAL	147	5	23	28	91	-12	1	0	0
NHL TOTAL	147	5	23	28	91	-12	1	0	0

## IVAN MAJESKY

D

#23

Signed as a free agent, Aug. 10, 2005. Became a free agent July 1, 2006.

YEAR	GP	G	A	PTS	PIM	+/-	PP	SH	GW
05-06	57	1	8	9	66	-2	0	1	0
NHL TOTAL	202	8	23	31	234	-27	0	1	2

## STEWART MALGUNAS

F

#26, 4, 3

Acquired from Winnipeg in exchange for Dennis Chasse, Feb. 15, 1996. Traded to Nashville for a conditional pick in the 2001 Entry Draft, Feb. 2, 2000.

YEAR	GP	G	A	PTS	PIM	+/-	PP	SH	GW
95-96	1	0	0	0	0	0	0	0	0
96-97	6	0	0	0	2	2	0	0	0
97-98	8	0	0	0	12	1	0	0	0
98-99	10	0	0	0	6	-5	0	0	0
TOTAL	25	0	0	0	20	-2	0	0	0
NHL TOTAL	129	1	5	6	144	-10	0	0	0

# All-Time Player Register

## STEVE MALTAIS

F

#26, 18

Capitals' 2nd selection (57th overall) in the 1987 Entry Draft. Traded to Minnesota with Trent Klatt for Shawn Chambers, June 21, 1991.

YEAR	GP	G	A	PTS	PIM	+/-	PP	SH	GW
89-90	8	0	0	0	2	-2	0	0	0
90-91	7	0	0	0	2	-1	0	0	0
TOTAL	15	0	0	0	4	-3	0	0	0
NHL TOTAL	120	9	18	27	53	-34	4	0	1

## JASON MARSHALL

D

#28

Acquired from Anaheim for Alexei Tezikov and the Capitals' 4th choice in the 2001 Entry Draft (Brandon Rogers). Became a free agent, July 1, 2001.

YEAR	GP	G	A	PTS	PIM	+/-	PP	SH	GW
00-01	5	0	0	0	17	-1	0	0	0
NHL TOTAL	526	16	51	67	1004	-34	5	1	1

## MIKE MARSON

F

#16

Capitals' 2nd choice (19th overall) in the 1974 Amateur Draft. Traded to Los Angeles for Steve Clippingdale, June 11, 1979.

YEAR	GP	G	A	PTS	PIM	+/-	PP	SH	GW
74-75	76	16	12	28	59	-65	5	0	2
75-76	57	4	7	11	50	-19	0	0	0
76-77	10	0	1	1	18	-1	0	0	0
77-78	46	4	4	8	101	1	0	0	0
78-79	4	0	0	0	0	-3	0	0	0
TOTAL	193	24	24	48	228	-87	5	0	2
NHL TOTAL	196	24	24	48	233	-89	5	0	2

## GRANT MARTIN

F

#21, 25

Signed as a free agent, Aug. 6, 1985. Became a free agent, June 1, 1987.

YEAR	GP	G	A	PTS	PIM	+/-	PP	SH	GW
85-86	11	0	1	1	6	-5	0	0	0
86-87	9	0	0	0	4	-1	0	0	0
TOTAL	20	0	1	1	10	-6	0	0	0
NHL TOTAL	44	0	4	4	55	-16	0	0	0

## DENNIS MARUK

F

#21

Acquired from Minnesota for the Capitals' 2nd choice in the 1979 Entry Draft (Tom McCarthy), Oct. 18, 1978. Traded to Minnesota for the North Stars' 2nd choice in the 1984 Entry Draft (Steve Leach), July 5, 1983.

YEAR	GP	G	A	PTS	PIM	+/-	PP	SH	GW
78-79	76	31	59	90	71	-14	6	2	3
79-80	27	10	17	27	8	E	1	1	0
80-81	80	50	47	97	87	-7	16	2	5
81-82	80	60	76	136	128	-4	20	2	1
82-83	80	31	50	81	71	-21	12	0	2
TOTAL	343	182	249	431	365	-46	55	7	11
NHL TOTAL	888	356	522	878	761	-75	89	14	26

## JIM MATHIESON

D

#36

Capitals' 3rd selection (59th overall) in the 1989 Entry Draft. Became a free agent, July 1994.

YEAR	GP	G	A	PTS	PIM	+/-	PP	SH	GW
89-90	2	0	0	0	4	E	0	0	0
NHL TOTAL	2	0	0	0	4	E	0	0	0

## ALAN MAY

F

#16

Acquired from Los Angeles for the Capitals' 5th choice in the 1989 Entry Draft (Thomas Newman), June 17, 1989. Traded to Dallas for Jim Johnson, March 21, 1994.

YEAR	GP	G	A	PTS	PIM	+/-	PP	SH	GW
89-90	77	7	10	17	339	-1	1	0	2
90-91	67	4	6	10	264	-10	0	0	0
91-92	75	6	9	15	221	-7	0	0	1
92-93	83	6	10	16	268	1	0	0	1
93-94	43	4	7	11	97	-2	0	0	0
TOTAL	345	27	42	69	1189	-19	1	0	4
NHL TOTAL	393	31	45	76	1348	-18	1	0	6

## GARY MCADAM

F

#20

Acquired on waivers from New Jersey, Nov. 17, 1983. Rights traded to New Jersey for cash, Jan. 18, 1984.

YEAR	GP	G	A	PTS	PIM	+/-	PP	SH	GW
83-84	24	1	5	6	12	E	0	0	1
NHL TOTAL	534	96	132	228	243	-54	8	2	14

## MIKE MCEWEN

D

#2

Signed as a free agent from Los Angeles, Aug. 7, 1984. Became a free agent July 1, 1985.

YEAR	GP	G	A	PTS	PIM	+/-	PP	SH	GW
84-85	56	11	27	38	42	22	4	0	3
NHL TOTAL	716	108	296	404	460	-36	43	1	13

## JIM MCGEOUGH

F

#23, 24

Capitals' 6th choice (110th overall) in 1981 Entry Draft. Traded to Pittsburgh for Mark Taylor, March 12, 1985.

YEAR	GP	G	A	PTS	PIM	+/-	PP	SH	GW
81-82	4	0	0	0	0	-2	0	0	0
84-85	11	3	0	3	12	0	0	0	0
TOTAL	15	3	0	3	12	-2	0	0	0
NHL TOTAL	57	7	10	17	32	-15	0	0	1

## WALT MCKECHNIE

F

#10

Acquired from Detroit as compensation for Ron Low, Aug. 17, 1977. Traded to Cleveland for Bob Girard and Cleveland's 2nd choice (Paul MacKinnon) in the 1978 Amateur Draft, Dec. 9, 1977.

YEAR	GP	G	A	PTS	PIM	+/-	PP	SH	GW
77-78	16	4	1	5	0	-14	1	0	0
NHL TOTAL	955	214	392	606	469	-115	35	17	24

## JIM MCKENZIE

F

#33

Claimed on waivers from Anaheim, Jan. 20, 2000. Became a free agent and signed with New Jersey, July 3, 2000.

YEAR	GP	G	A	PTS	PIM	+/-	PP	SH	GW
99-00	30	1	2	3	16	E	0	0	0
NHL TOTAL	880	48	52	100	1739	-86	2	0	6

## DON MCLEAN

D

#8

Acquired from Philadelphia with Bill Clement and Flyers' 1st choice in the 1975 Amateur Draft (Alex Forsyth) for Capitals' 1st choice in 1975 Amateur Draft (Mel Bridgeman), June 3, 1975. Retired for medical reasons following 1976-77 season.

YEAR	GP	G	A	PTS	PIM	+/-	PP	SH	GW
75-76	9	0	0	0	6	-3	0	0	0
NHL TOTAL	9	0	0	0	6	-3	0	0	0

## JIM MCTAGGART

D

#4, 3

Signed as a free agent from Billings (WHL), Nov. 9, 1979. Released at start of the 1982-83 season.

YEAR	GP	G	A	PTS	PIM	+/-	PP	SH	GW
80-81	52	1	6	7	185	-5	0	0	0
81-82	19	2	4	6	20	-2	0	1	1
TOTAL	71	3	10	13	205	-7	0	1	1
NHL TOTAL	71	3	10	13	205	-7	0	1	1

## GERRY MEEHAN

F

#14

Acquired from Atlanta with Jean Lemieux and Buffalo's 1st pick in the 1976 Amateur Draft (Greg Carroll) for Bill Clement, Jan. 22, 1976. Released and signed with Cincinnati (WHA), Dec. 4, 1978.

YEAR	GP	G	A	PTS	PIM	+/-	PP	SH	GW
75-76	32	16	15	31	10	-7	3	0	0
76-77	80	28	36	64	13	-11	9	1	6
77-78	78	19	24	43	10	-41	7	0	2
78-79	18	2	4	6	0	-3	1	0	1
TOTAL	208	65	79	144	33	-62	20	1	9
NHL TOTAL	670	180	243	423	111	-116	42	2	23

## DEAN MELANSON

D

#57

Acquired from Philadelphia for Matt Herr, March 13, 2001. Traded to Ottawa for Josef Boumedienne, Dec. 16, 2002.

YEAR	GP	G	A	PTS	PIM	+/-	PP	SH	GW
01-02	4	0	0	0	4	1	0	0	0
NHL TOTAL	9	0	0	0	8	E	0	0	0

## GLEN METROPOLIT

F

#21

Signed as a free agent, July 19, 1999. Claimed by Tampa Bay in the waiver draft, Sept. 28, 2001. Claimed off waivers from Tampa Bay, Oct. 20, 2001. Claimed by Ottawa in the waiver draft, Oct. 3, 2003.

YEAR	GP	G	A	PTS	PIM	+/-	PP	SH	GW
99-00	30	6	13	19	4	5	1	0	1
00-01	15	1	5	6	10	-2	0	0	0
01-02	33	1	16	17	6	3	0	0	0
02-03	23	2	3	5	6	4	0	0	1
TOTAL	80	10	37	47	26	10	1	0	2
NHL TOTAL	407	57	102	159	148	39	18	0	10

## BILL MIKKELSON

D

#4, 3

Acquired in 1974 Expansion Draft (16th pick) from NY Islanders. Became a free agent, June 1, 1977.

YEAR	GP	G	A	PTS	PIM	+/-	PP	SH	GW
74-75	59	3	7	10	52	-82	3	0	0
76-77	1	0	0	0	2	E	0	0	0
TOTAL	60	3	7	10	54	-82	3	0	0
NHL TOTAL	147	4	18	22	105	-147	3	0	0

## MIKE MILLAR

F

#9

Acquired from Hartford with Neil Sheehy for Ed Kastelic and Grant Jennings, July 6, 1988. Traded to Boston for Alfie Turcotte, Oct. 2, 1989.

YEAR	GP	G	A	PTS	PIM	+/-	PP	SH	GW
88-89	18	6	3	9	4	-4	3	0	1
NHL TOTAL	78	18	18	36	12	-9	8	0	3





# All-Time Player Register

## KELLY MILLER

F

#10

Acquired from NY Rangers with Mike Ridley and Bob Crawford for Bobby Carpenter and Washington's 2nd choice in the 1989 Entry Draft (Jason Prosofsky), Jan. 1, 1987.

YEAR	GP	G	A	PTS	PIM	+/-	PP	SH	GW
86-87	39	10	12	22	26	10	3	1	0
87-88	80	9	23	32	35	9	0	1	3
88-89	78	19	21	40	45	13	2	1	3
89-90	80	18	22	40	49	-2	3	2	2
90-91	80	24	26	50	29	10	4	2	3
91-92	78	14	38	52	49	20	0	1	3
92-93	84	18	27	45	32	-2	3	0	3
93-94	84	14	25	39	32	8	0	1	3
94-95	48	10	13	23	6	5	2	0	1
95-96	74	7	13	20	30	7	0	2	1
96-97	77	10	14	24	33	4	0	1	3
97-98	76	7	7	14	41	-2	0	3	3
98-99	62	2	5	7	29	-5	0	1	1
TOTAL	940	162	246	408	436	75	17	15	29
NHL TOTAL	1057	181	282	463	512	71	19	16	33

## KEVIN MILLER

F

#14

Acquired from Detroit for Dino Ciccarelli, June 20, 1992. Traded to St. Louis for Paul Cavallini, Nov. 2, 1992.

YEAR	GP	G	A	PTS	PIM	+/-	PP	SH	GW
92-93	10	0	3	3	35	-4	0	0	0
NHL TOTAL	620	150	185	335	429	-7	28	14	26

## KIP MILLER

F

#14

Signed as a free agent, July 9, 2002. Became a free agent, July 1, 2004.

YEAR	GP	G	A	PTS	PIM	+/-	PP	SH	GW
02-03	72	12	38	50	18	-1	3	0	4
03-04	66	9	22	31	8	-10	6	0	2
TOTAL	138	21	60	81	26	-11	9	0	2
NHL TOTAL	449	74	165	239	105	-32	17	0	15

## GRAHAM MINK

F

#39

Signed as a free agent, April 9, 2002. Became a free agent July 1, 2006. Signed as a free agent, July 2, 2008. Became a free agent, July 1, 2009.

YEAR	GP	G	A	PTS	PIM	+/-	PP	SH	GW
03-04	2	0	0	0	2	-1	0	0	0
05-06	3	0	0	0	0	E	0	0	0
08-09	2	0	0	0	0	E	0	0	0
TOTAL	7	0	0	0	2	-1	0	0	0
NHL TOTAL	7	0	0	0	2	-1	0	0	0

## DMITRI MIRONOV

D

#15

Signed as a free agent, July 12, 1998. Became a free agent, July 2001.

YEAR	GP	G	A	PTS	PIM	+/-	PP	SH	GW
98-99	46	2	14	16	80	-5	2	0	0
99-00	73	3	19	22	28	6	1	0	0
00-01	36	3	5	8	6	-7	1	0	1
TOTAL	155	8	38	46	114	-6	4	0	1
NHL TOTAL	556	54	206	260	568	29	20	1	7

## GARRETT MITCHELL

F

#76

Capitals' 6th choice (175th overall) in the 2009 Entry Draft.

YEAR	GP	G	A	PTS	PIM	+/-	PP	SH	GW
16-17	1	0	0	0	0	0	0	0	0
NHL TOTAL	1	0	0	0	0	0	0	0	0

## DOUG MOHNS

D

#2

Purchased from Atlanta, June 20, 1974. Became a free agent, June 1, 1975.

YEAR	GP	G	A	PTS	PIM	+/-	PP	SH	GW
16-17	1	0	0	0	0	0	0	0	0
NHL TOTAL	1	0	0	0	0	0	0	0	0

## HARTLAND MONAHAN

F

#12

Acquired in 1975 Intra-League Draft from NY Rangers. Traded to Pittsburgh for the Penguins' 1st choice in 1979 Entry Draft (later traded to Minnesota-Tom McCarthy), Oct. 17, 1977.

YEAR	GP	G	A	PTS	PIM	+/-	PP	SH	GW
75-76	80	17	29	46	35	-49	2	0	2
76-77	79	23	27	50	37	-28	7	1	4
TOTAL	159	40	56	96	72	-77	9	1	6
NHL TOTAL	334	61	80	141	163	-119	11	4	7

## BARRIE MOORE

F

#25

Acquired from Edmonton for Brad Church, Feb. 3, 1999. Selected by Columbus in the 2000 Expansion Draft.

YEAR	GP	G	A	PTS	PIM	+/-	PP	SH	GW
99-00	1	0	0	0	0	E	0	0	0
NHL TOTAL	39	2	6	8	18	1	1	0	0

## BRENDAN MORRISON

F

#9

Signed as a free agent, July 10, 2009. Became a free agent, July 1, 2010.

YEAR	GP	G	A	PTS	PIM	+/-	PP	SH	GW
09-10	74	12	30	42	40	23	3	0	3
NHL TOTAL	934	200	401	601	452	86	53	8	42

## LEW MORRISON

F

#22

Acquired in 1974 Expansion Draft (19th pick) from Atlanta. Traded to Pittsburgh for Ron Lalonde and the rights to Don Seiling, Dec. 14, 1974.

YEAR	GP	G	A	PTS	PIM	+/-	PP	SH	GW
74-75	18	0	4	4	6	-14	0	0	0
NHL TOTAL	564	39	52	91	107	-60	5	4	6

## SHAONE MORRISONN

D

#26

Acquired from Boston with Boston's 1st (Jeff Schultz) and 2nd (Mikhail Yunkov) choices in the 2004 Entry Draft for Sergei Gonchar, March 3, 2004.

YEAR	GP	G	A	PTS	PIM	+/-	PP	SH	GW
03-04	3	0	0	0	0	E	0	0	0
05-06	80	1	13	14	91	7	0	0	0
06-07	78	3	10	13	106	3	0	0	0
07-08	76	1	9	10	63	4	0	0	1
08-09	72	3	10	13	77	4	0	0	1
09-10	68	1	11	12	68	8	0	0	1
TOTAL	377	9	53	62	405	26	0	0	3
NHL TOTAL	480	11	64	75	455	34	0	0	4

## JOE MOTZKO

F

#50

Signed as a free agent, July 10, 2007. Traded to Atlanta for Alexandre Giroux, Feb. 26, 2008.

YEAR	GP	G	A	PTS	PIM	+/-	PP	SH	GW
07-08	8	2	2	4	0	1	0	0	0
NHL TOTAL	25	4	2	6	0	E	0	0	0

## BRYAN MUIR

D

#47

Acquired from Los Angeles for future considerations, Aug. 12, 2005. Became a free agent, July 1, 2007.

YEAR	GP	G	A	PTS	PIM	+/-	PP	SH	GW
05-06	72	8	18	26	72	-9	4	0	0
06-07	26	3	4	7	42	3	0	0	1
TOTAL	98	11	22	33	114	-6	4	0	1
NHL TOTAL	279	16	37	53	281	-20	4	1	1

## RYAN MULHERN

F

#26

Signed as a free agent, March 17, 1997. Became a free agent, July 1, 1998.

YEAR	GP	G	A	PTS	PIM	+/-	PP	SH	GW
97-98	3	0	0	0	0	E	0	0	0
NHL TOTAL	3	0	0	0	0	E	0	0	0

## PAUL MULVEY

F

#27

Capitals' 2nd choice (20th overall) in the 1978 Amateur Draft. Traded to Pittsburgh as compensation for Orest Kindrachuk, Sept. 4, 1981.

YEAR	GP	G	A	PTS	PIM	+/-	PP	SH	GW
78-79	55	7	4	11	81	-18	1	0	1
79-80	77	15	19	34	240	-8	2	0	3
80-81	55	7	14	21	166	-9	1	0	0
TOTAL	187	29	37	66	487	-35	4	0	4
NHL TOTAL	225	30	51	81	613	-42	4	0	4

## JOE MURPHY

F

#9

Claimed off waivers from Boston, Feb. 11, 2000. Released, Dec. 9, 2000.

YEAR	GP	G	A	PTS	PIM	+/-	PP	SH	GW
99-00	29	5	8	13	53	8	1	0	2
00-01	14	1	5	6	20	-5	1	0	0
TOTAL	43	6	13	19	73	3	2	0	2
NHL TOTAL	779	233	295	528	810	29	64	8	26

## LARRY MURPHY

D

#8

Acquired from Los Angeles for Brian Engblom and Ken Houston, Oct. 18, 1983. Traded to Minnesota with Mike Gartner for Dino Ciccarelli and Bob Rouse, March 7, 1989.

YEAR	GP	G	A	PTS	PIM	+/-	PP	SH	GW
83-84	72	13	33	46	50	12	2	0	2
84-85	79	13	42	55	51	21	3	0	0
85-86	78	21	44	65	50	2	8	1	2
86-87	80	23	58	81	39	25	8	0	4
87-88	79	8	53	61	72	2	7	0	1
88-89	65	7	29	36	70	-5	3	0	0
TOTAL	453	85	259	344	332	57	31	1	9
NHL TOTAL	1615	287	929	1216	1084	200	114	9	37

# All-Time Player Register

## ROB MURRAY

F

#23

Capitals' 3rd selection (61st overall) in 1985 Entry Draft. Claimed by Minnesota in 1991 Expansion Draft, May 30, 1991.

YEAR	GP	G	A	PTS	PIM	+/-	PP	SH	GW
89-90	41	2	7	9	58	-10	0	0	0
90-91	17	0	3	3	19	E	0	0	0
TOTAL	58	2	10	12	77	-10	0	0	0
NHL TOTAL	107	4	15	19	111	-10	0	0	1

## TERRY MURRAY

D

#25

Claimed from Philadelphia in the 1981 Waiver Draft, Oct. 5, 1981. Retired following 1981-82 season.

YEAR	GP	G	A	PTS	PIM	+/-	PP	SH	GW
81-82	74	3	22	25	60	-14	0	0	0
NHL TOTAL	302	4	76	80	199	-20	0	0	0

## BRANTT MYHRES

F

#74

Acquired from Nashville for future considerations, Feb. 1, 2001. Became a free agent, July 1, 2001.

YEAR	GP	G	A	PTS	PIM	+/-	PP	SH	GW
00-01	5	0	0	0	29	E	0	0	0
NHL TOTAL	154	6	2	8	687	-9	0	0	2

## JEFF NELSON

F

#15

Capitals' 4th choice (36th overall) in 1991 Entry Draft. Traded to Nashville for future considerations, Aug. 19, 1998.

YEAR	GP	G	A	PTS	PIM	+/-	PP	SH	GW
94-95	10	1	0	1	2	-2	0	0	0
95-96	33	0	7	7	16	3	0	0	0
TOTAL	43	1	7	8	18	1	0	0	0
NHL TOTAL	52	3	8	11	20	E	0	0	0

## TODD NELSON

D

#40

Signed as a free agent, Aug. 15, 1993. Became a free agent, July 1, 1996.

YEAR	GP	G	A	PTS	PIM	+/-	PP	SH	GW
93-94	2	1	0	1	2	1	1	0	1
NHL TOTAL	3	1	0	1	2	1	1	0	1

## AARON NESS

D

#55

Signed as a free agent, July 1, 2015.

YEAR	GP	G	A	PTS	PIM	+/-	PP	SH	GW
15-16	8	0	2	2	2	4	0	0	0
16-17	2	0	0	0	0	-1	0	0	0
17-18	8	0	1	1	8	2	0	0	0
TOTAL	18	0	3	3	10	-1	0	0	0
NHL TOTAL	47	1	5	6	22	-8	0	0	0

## PAUL NICHOLSON

F

#24, 27

Capitals' 4th choice (55th overall) in the 1974 Amateur Draft. Became a free agent, June 1978.

YEAR	GP	G	A	PTS	PIM	+/-	PP	SH	GW
74-75	39	4	5	9	7	-29	0	0	1
75-76	14	0	2	2	9	-4	0	0	0
76-77	9	0	1	1	2	-6	0	0	0
TOTAL	62	4	8	12	18	-39	0	0	1
NHL TOTAL	62	4	8	12	18	-39	0	0	1

## ANDREI NIKOLISHIN

F

#13

Acquired from Hartford for Curtis Leschyshyn, Nov. 9, 1996. Traded to Chicago with Chris Simon for Michael Nylander, Chicago's 3rd choice in the 2003 Entry Draft (Steve Werner) and future considerations, Nov. 1, 2002.

YEAR	GP	G	A	PTS	PIM	+/-	PP	SH	GW
96-97	59	7	14	21	30	5	1	0	0
97-98	38	6	10	16	14	1	1	0	1
98-99	73	8	27	35	28	0	0	1	1
99-00	76	11	14	25	28	6	0	2	2
00-01	81	13	25	38	34	9	4	0	2
01-02	80	13	23	36	40	-1	1	0	0
TOTAL	407	58	113	161	174	20	7	3	6
NHL TOTAL	628	93	187	280	270	23	13	6	9

## MATT NISKANEN

D

#2

Signed as a free agent, July 1, 2014.

YEAR	GP	G	A	PTS	PIM	+/-	PP	SH	GW
14-15	82	4	27	31	47	7	2	0	0
15-16	82	5	27	32	38	10	2	0	3
16-17	78	5	34	39	32	20	1	0	2
17-18	68	7	22	29	36	24	0	0	1
TOTAL	310	21	110	131	153	61	5	0	6
NHL TOTAL	801	56	242	298	419	100	15	0	16

## CLAUDE NOEL

F

#23, 20

Signed as a free agent, Oct. 9, 1979. Released from contract, May 1982.

YEAR	GP	G	A	PTS	PIM	+/-	PP	SH	GW
79-80	7	0	0	0	0	-3	0	0	0
NHL TOTAL	7	0	0	0	0	-3	0	0	0

## BRAD NORTON

D

#41

Claimed off waivers from Los Angeles, March 5, 2004. Became a free agent, July 1, 2004.

YEAR	GP	G	A	PTS	PIM	+/-	PP	SH	GW
03-04	16	0	1	1	17	-4	0	0	0
NHL TOTAL	124	3	8	11	287	-3	0	0	0

## LEE NORWOOD

D

#8

Acquired from Quebec for Tim Tookey and Capitals' 7th pick (Daniel Poudrier) in 1982 Entry Draft, Feb. 1, 1982. Traded Oct. 6, 1983 to Toronto for Dave Shand.

YEAR	GP	G	A	PTS	PIM	+/-	PP	SH	GW
81-82	26	7	10	17	125	7	3	0	1
82-83	8	0	1	1	14	-3	0	0	0
TOTAL	34	7	11	18	139	4	3	0	1
NHL TOTAL	503	58	153	211	1099	27	22	1	8

## JIRI NOVOTNY

F

#13

Acquired from Buffalo with Buffalo's 1st choice in the 2007 Entry Draft (later traded to San Jose-Nick Petrecki) for Timo Helbling and Dainius Zubrus, Feb. 27, 2007. Became a free agent, July 1, 2006.

YEAR	GP	G	A	PTS	PIM	+/-	PP	SH	GW
06-07	18	0	6	6	2	-2	0	0	0
NHL TOTAL	189	20	31	51	66	-15	1	2	0

## MILAN NOVY

F

#26, 66

Capitals' 2nd choice (58th overall) in 1982 Entry Draft. Released following 1982-83 season.

YEAR	GP	G	A	PTS	PIM	+/-	PP	SH	GW
82-83	73	18	30	48	16	1	3	0	3
NHL TOTAL	73	18	30	48	16	1	3	0	3

## LAWRENCE NYCHOLAT

D

#3

Signed as a free agent, Aug. 9, 2005. Traded to Ottawa for Andy Hedlund and Ottawa's 6th choice in the 2007 Entry Draft (Justin Taylor), Feb. 26, 2007.

YEAR	GP	G	A	PTS	PIM	+/-	PP	SH	GW
06-07	18	2	6	8	12	-3	0	0	0
NHL TOTAL	50	2	7	9	24	-3	0	0	0

## MICHAEL NYLANDER

F

#92

Acquired from Chicago with Chicago's 3rd choice in the 2003 Entry Draft (Steve Werner) and future considerations for Andrei Nikolishin and Chris Simon, Nov. 1, 2002. Traded to Boston for Boston's 4th choice in the 2005 Entry Draft (Patrick McNeill) and Boston's 2nd choice in the 2006 Entry Draft (Francois Bouchard), March 4, 2004. Signed as a free agent, July 2, 2007.

YEAR	GP	G	A	PTS	PIM	+/-	PP	SH	GW
02-03	71	17	39	56	36	3	7	0	2
03-04	3	0	2	2	8	1	0	0	0
07-08	40	11	26	37	24	-19	5	0	1
08-09	72	9	24	33	32	E	4	0	2
TOTAL	186	37	91	128	100	-15	16	0	5
NHL TOTAL	920	209	470	679	468	75	63	0	33

## ADAM OATES

F

#77

Acquired from Boston with Bill Ranford and Rick Tocchet for Jim Carey, Anson Carter, Jason Allison and the Capitals' 3rd choice in the 1997 Entry Draft (Lee Goren), March 1, 1997. Traded to Philadelphia for Maxime Ouellet and the Flyers' 1st (later traded to Dallas-Martin Vagner), 2nd (Maxime Daigneault) and 3rd (Derek Krestanovich) choices in the 2002 Entry Draft, March 19, 2002.

YEAR	GP	G	A	PTS	PIM	+/-	PP	SH	GW
96-97	17	4	8	12	4	-2	1	0	1
97-98	82	18	58	76	36	6	3	2	3
98-99	59	12	42	54	22	-1	3	0	0
99-00	82	15	56	71	14	13	5	0	6
00-01	81	13	69	82	28	-9	5	0	4
01-02	66	11	57	68	22	-2	3	0	1
TOTAL	387	73	290	363	126	5	20	2	15
NHL TOTAL	1337	341	1079	1420	415	35	103	12	56

## LIAM O'BRIEN

F

#87

Signed Oct. 6, 2014.

YEAR	GP	G	A	PTS	PIM	+/-	PP	SH	GW
14-15	13	1	1	2	23	4	0	0	0
16-17	1	0	0	0	0	0	0	0	0
17-18	3	0	0	0	5	0	0	0	0
NHL TOTAL	17	1	1	2	28	4	0	0	0

## STEVEN OLEKSY

D

#61

Signed March 4, 2013. Became a free agent July 1, 2015.

YEAR	GP	G	A	PTS	PIM	+/-	PP	SH	GW
12-13	28	1	8	9	33	9	0	0	0
13-14	33	2	8	10	53	7	0	0	1
14-15	1	0	0	0	0	-1	0	0	0
NHL TOTAL	62	3	16	19	86	15	0	0	1
TOTAL	73	3	17	20	110	17	0	0	1



# All-Time Player Register

## DMITRY ORLOV

D

#9, 81

Capitals' 2nd choice (55th overall) in 2009 Entry Draft.

YEAR	GP	G	A	PTS	PIM	+/-	PP	SH	GW
11-12	60	3	16	19	18	1	0	0	1
12-13	5	0	1	1	0	5	0	0	0
13-14	54	3	8	11	19	-1	0	0	0
15-16	82	8	21	29	26	8	0	0	3
16-17	82	6	27	33	51	30	1	0	0
17-18	82	10	21	31	22	10	0	0	2
NHL TOTAL	365	30	94	124	136	53	1	0	6

## BROOKS ORPIK

D

#44

Signed as a free agent, July 1, 2014. Traded to Colorado along with Philipp Grubauer for a 2018 second-round pick (Kody Clark). Signed as free agent,

YEAR	GP	G	A	PTS	PIM	+/-	PP	SH	GW
14-15	78	0	19	19	66	5	0	0	0
15-16	41	3	7	10	24	11	0	0	1
16-17	79	0	14	14	48	32	0	0	0
17-18	81	0	10	10	68	-9	0	0	0
TOTAL	279	3	50	53	206	39	0	0	0
NHL TOTAL	982	16	169	185	940	71	1	0	1

## OSKAR OSALA

F

#48

Capitals' 6th choice (97th overall) in 2006 Entry Draft. Traded to Carolina with Brian Pothier and a second-round choice in the 2011 Entry Draft for Joe Corvo, March 3, 2010.

YEAR	GP	G	A	PTS	PIM	+/-	PP	SH	GW
08-09	2	0	0	0	0	-1	0	0	0
TOTAL	2	0	0	0	0	-1	0	0	0
NHL TOTAL	3	0	0	0	0	-1	0	0	0

## T.J. OSHIE

F

#77

Acquired from St. Louis for Troy Brouwer, Phoenix Copley and St. Louis' 3rd pick in the 2016 Entry Draft, July 2, 2015.

YEAR	GP	G	A	PTS	PIM	+/-	PP	SH	GW
15-16	80	26	25	51	34	16	11	0	5
16-17	68	33	23	56	36	28	7	1	4
17-18	74	18	29	47	31	2	9	0	3
TOTAL	222	77	77	154	101	46	27	1	12
NHL TOTAL	665	187	277	464	340	117	50	8	32

## ALEX OVECHKIN

F

#8

Capitals' 1st choice (1st overall) in 2004 Entry Draft.

YEAR	GP	G	A	PTS	PIM	+/-	PP	SH	GW
05-06	81	52	54	106	52	2	21	3	5
06-07	82	46	46	92	52	-19	16	0	8
07-08	82	65	47	112	40	28	22	0	11
08-09	79	56	54	110	72	8	19	1	10
09-10	72	50	59	109	89	45	13	0	7
10-11	79	32	53	85	41	24	7	0	11
11-12	78	38	27	65	26	-8	13	0	3
12-13	48	32	24	56	36	2	16	0	4
13-14	78	51	28	79	48	-35	24	0	10
14-15	81	53	28	81	58	10	25	0	11
15-16	79	50	21	71	53	21	19	0	8
16-17	82	33	36	69	50	6	17	0	7
17-18	82	49	38	87	32	3	17	0	7
NHL TOTAL	1,003	607	515	1,122	649	87	229	4	102

## JOHN PADDOCK

F

#17

Capitals' 3rd choice (37th overall) in 1974 Amateur Draft. Traded to Philadelphia to complete deal for Bob Sirois, Dec. 15, 1975.

YEAR	GP	G	A	PTS	PIM	+/-	PP	SH	GW
75-76	8	1	1	2	12	-5	0	0	0
NHL TOTAL	87	8	14	22	86	-22	0	0	0

## BOB PARADISE

D

#4

Acquired from Pittsburgh for Capitals' 2nd-round pick in the 1976 Amateur Draft (Greg Malone), Nov. 26, 1975. Traded to Pittsburgh for rights to Don Awrey, Oct. 1, 1977.

YEAR	GP	G	A	PTS	PIM	+/-	PP	SH	GW
75-76	48	0	8	8	42	-41	0	0	0
76-77	22	0	5	5	20	-3	0	0	0
TOTAL	70	0	13	13	62	-44	0	0	0
NHL TOTAL	368	8	54	62	393	-116	1	0	1

## DOUG PATEY

F

#10, 23, 12, 16

Capitals' 5th choice (73rd overall) in the 1976 Amateur Draft. Claimed by Edmonton in 1979 Expansion Draft.

YEAR	GP	G	A	PTS	PIM	+/-	PP	SH	GW
76-77	37	3	1	4	6	-15	0	0	0
77-78	2	0	1	1	0	1	0	0	0
78-79	6	1	0	1	2	-2	0	0	0
TOTAL	45	4	2	6	8	-16	0	0	0
NHL TOTAL	45	4	2	6	8	-16	0	0	0

## CRAIG PATRICK

F

#11

Signed as a free agent, Feb. 1, 1977. Retired following 1978-79 season.

YEAR	GP	G	A	PTS	PIM	+/-	PP	SH	GW
76-77	28	7	10	17	2	-10	1	0	0
77-78	44	1	7	8	4	-8	1	0	0
78-79	3	1	1	2	0	-1	0	0	0
TOTAL	75	9	18	27	6	-19	2	0	0
NHL TOTAL	401	72	91	163	61	-131	9	2	3

## KENT PAYNTER

F

#36, 37

Signed as a free agent, Aug. 21, 1989. Traded to Winnipeg with Bob Joyce and Tyler Larter for Craig Duncanson, Brent Hughes and Simon Wheeldon, May 21, 1991.

YEAR	GP	G	A	PTS	PIM	+/-	PP	SH	GW
89-90	13	1	2	3	18	-7	0	0	0
90-91	1	0	0	0	15	E	0	0	0
TOTAL	14	1	2	3	33	-7	0	0	0
NHL TOTAL	37	1	3	4	69	-22	0	0	0

## PAT PEAKE

F

#14

Capitals' 1st choice (14th overall) in the 1991 Entry Draft. Retired, Sept. 1, 1998.

YEAR	GP	G	A	PTS	PIM	+/-	PP	SH	GW
93-94	49	11	18	29	39	1	3	0	1
94-95	18	0	4	4	12	-6	0	0	0
95-96	62	17	19	36	46	7	8	0	3
96-97	4	0	0	0	4	1	0	0	0
97-98	1	0	0	0	4	0	0	0	0
TOTAL	134	28	41	69	105	3	11	0	4
NHL TOTAL	134	28	41	69	105	3	11	0	4

## ROB PEARSON

F

#25

Acquired from Toronto with Toronto's 1st choice (Nolan Baumgartner) in the 1994 Entry Draft for Mike Ridley and Washington's 1st choice (Eric Fichaud) in the 1994 Entry Draft, June 28, 1994.

YEAR	GP	G	A	PTS	PIM	+/-	PP	SH	GW
94-95	32	0	6	6	96	-6	0	0	0
NHL TOTAL	269	56	54	110	645	-31	16	0	8

## STEPHEN PEAT

F

#51

Acquired from Anaheim in exchange for Washington's 4th choice in the 2000 Entry Draft (Michel Ouellet), June 1, 2000. Traded to Carolina for Colin Forbes, Dec. 28, 2005.

YEAR	GP	G	A	PTS	PIM	+/-	PP	SH	GW
01-02	38	2	2	4	85	-1	0	0	0
02-03	27	1	0	1	57	-3	0	0	0
03-04	64	5	0	5	90	-10	0	0	0
05-06	1	0	0	0	2	-2	0	0	0
TOTAL	130	8	2	10	234	-16	0	0	0
NHL TOTAL	130	8	2	10	234	-16	0	0	0

## ANDRE PELOFFY

F

#26

Signed as free agent July 1, 2017

YEAR	GP	G	A	PTS	PIM	+/-	PP	SH	GW
17-18	2	0	0	0	4	0	0	0	0
NHL TOTAL	9	0	0	0	0	-8	0	0	0

## ANTHONY PELUSO

F

#14

Purchased from the NY Rangers, July 29, 1974. Contract expired April 1977.

YEAR	GP	G	A	PTS	PIM	+/-	PP	SH	GW
74-75	9	0	0	0	0	-8	0	0	0
NHL TOTAL	144	4	10	14	213	-3	0	0	0

## DUSTIN PENNER

F

#17

Acquired from Anaheim in exchange for Anaheim's fourth round pick in the 2014 Entry Draft, previously acquired by Washington, March 4, 2014. Became a free agent July 1, 2014.

YEAR	GP	G	A	PTS	PIM	+/-	PP	SH	GW
13-14	18	1	2	3	2	3	0	0	0
NHL TOTAL	589	151	159	310	354	6	50	1	21



# All-Time Player Register

## MATHIEU PERREAULT

F

#85

Capitals' 10th choice (177th overall) in the 2006 Entry Draft. Traded to Anaheim for John Mitchell and a fourth-round draft pick (Brent Moran) in the 2014 NHL Draft, September 29, 2013.

YEAR	GP	G	A	PTS	PIM	+/-	PP	SH	GW
09-10	21	4	5	9	6	4	1	0	0
10-11	35	7	7	14	20	-3	1	0	1
11-12	64	16	14	30	24	9	2	0	4
12-13	39	6	11	17	20	7	2	0	1
TOTAL	159	33	37	70	70	17	6	0	6
NHL TOTAL	496	108	171	279	248	19	30	0	15

## JORGEN PETTERSSON

F

#12

Acquired from Hartford for Doug Jarvis, Dec. 8, 1985. Released from contract, Oct. 23, 1986.

YEAR	GP	G	A	PTS	PIM	+/-	PP	SH	GW
85-86	47	8	16	24	10	-4	2	0	3
NHL TOTAL	435	174	192	366	117	-14	42	3	24

## MATT PETTINGER

F

#28, 18

Capitals' 2nd choice (43rd overall) in the 2000 Entry Draft. Traded to Vancouver for Matt Cooke, Feb. 26, 2008.

YEAR	GP	G	A	PTS	PIM	+/-	PP	SH	GW
00-01	10	0	0	0	2	-1	0	0	0
01-02	61	7	3	10	44	-8	1	0	1
02-03	1	0	0	0	0	E	0	0	0
03-04	71	7	5	12	37	-9	1	0	1
05-06	71	20	18	38	39	-2	4	5	2
06-07	64	16	16	32	22	-13	4	3	2
07-08	56	2	5	7	25	-11	1	0	1
TOTAL	334	52	47	99	169	-44	11	8	7
NHL TOTAL	422	65	58	123	210	-55	13	8	10

## ROBERT PICARD

D

#24

Capitals' 1st choice (3rd overall) in the 1977 Amateur Draft. Traded to Toronto with Tim Coulis and Washington's 2nd choice (Bob McGill) in the 1980 Entry Draft for Mike Palmateer and Toronto's 3rd choice (Torrie Robertson), June 11, 1980.

YEAR	GP	G	A	PTS	PIM	+/-	PP	SH	GW
77-78	75	10	27	37	101	-26	2	0	4
78-79	77	21	44	65	85	3	8	0	2
79-80	78	11	43	54	122	-21	5	0	1
TOTAL	230	42	114	156	308	-44	15	0	7
NHL TOTAL	899	104	319	423	1025	-43	26	5	18

## MICHAL PIVONKA

F

#20

Capitals' 3rd choice (59th overall) in the 1984 Entry Draft. Became a free agent, July 1, 1999.

YEAR	GP	G	A	PTS	PIM	+/-	PP	SH	GW
86-87	73	18	25	43	41	-19	4	0	2
87-88	71	11	23	34	28	1	3	0	0
88-89	52	8	19	27	30	9	1	0	1
89-90	77	25	39	64	54	-7	10	3	0
90-91	79	20	50	70	34	3	6	0	4
91-92	80	23	57	80	47	10	7	4	2
92-93	69	21	53	74	66	14	6	1	5
93-94	82	14	36	50	38	2	5	0	4
94-95	46	10	23	33	50	3	4	2	2
95-96	73	16	65	81	36	18	6	2	5
96-97	54	7	16	23	22	-15	2	0	1
97-98	33	3	6	9	20	5	0	0	1
98-99	36	5	6	11	12	-6	2	0	0
TOTAL	825	181	418	599	478	18	56	12	27
NHL TOTAL	825	181	418	599	478	18	56	12	27

## HARVIE POCZA

F

#18, 27

Capitals' 3rd choice (67th overall) in the 1979 Entry Draft. Became a free agent, June 1, 1983.

YEAR	GP	G	A	PTS	PIM	+/-	PP	SH	GW
79-80	1	0	0	0	0	E	0	0	0
81-82	2	0	0	0	2	-2	0	0	0
TOTAL	3	0	0	0	2	-2	0	0	0
NHL TOTAL	3	0	0	0	2	-2	0	0	0

## ANDREJ PODKONICKY

F

#65

Signed as a free agent, July 14, 2003. Became a free agent, July 1, 2004.

YEAR	GP	G	A	PTS	PIM	+/-	PP	SH	GW
03-04	2	0	0	0	0	-1	0	0	0
NHL TOTAL	8	1	0	1	2	-1	0	0	0

## GREG POLIS

F

#18

Acquired on waivers from NY Rangers, Jan. 15, 1979. Contract bought out, Oct. 15, 1980.

YEAR	GP	G	A	PTS	PIM	+/-	PP	SH	GW
78-79	19	12	6	18	6	3	6	0	1
79-80	28	1	5	6	19	-6	0	0	0
TOTAL	47	13	11	24	25	-3	6	0	1
NHL TOTAL	615	174	169	343	391	-77	42	4	14

## BRIAN POTHIER

D

#2

Signed as a free agent, July 1, 2006. Traded to Carolina with Oskar Osala and a second-round choice in the 2011 Entry Draft for Joe Corvo, March 3, 2010.

YEAR	GP	G	A	PTS	PIM	+/-	PP	SH	GW
06-07	72	3	25	28	44	-11	2	0	0
07-08	38	5	9	14	20	5	1	0	1
08-09	9	1	2	3	4	E	0	0	1
09-10	41	4	7	11	21	12	1	0	0
TOTAL	160	13	43	56	89	6	4	0	2
NHL TOTAL	362	26	92	118	202	29	9	0	7

## TOM POTI

D

#3

Signed as a free agent, July 1, 2007. Became a free agent July 5, 2013.

YEAR	GP	G	A	PTS	PIM	+/-	PP	SH	GW
07-08	71	2	27	29	46	9	0	0	0
08-09	52	3	10	13	28	3	0	0	1
09-10	70	4	20	24	42	26	2	0	0
10-11	21	2	5	7	8	-4	0	0	0
11-12	Did not play								
12-13	16	0	2	2	2	-2	0	0	0
TOTAL	230	11	64	75	126	32	2	0	1
NHL TOTAL	824	69	258	327	586	44	29	1	19

## DAVE POULIN

F

#9

Signed as a free agent, Aug. 3, 1993. Retired following 1994-95 season.

YEAR	GP	G	A	PTS	PIM	+/-	PP	SH	GW
93-94	63	6	19	25	52	-1	0	1	0
94-95	29	4	5	9	10	2	0	2	0
TOTAL	92	10	24	34	62	1	0	3	0
NHL TOTAL	724	205	325	530	482	212	12	39	28

## JEAN PRONOVOST

F

#22

Acquired from Calgary for future considerations, July 1, 1980. Retired following 1981-82 season.

YEAR	GP	G	A	PTS	PIM	+/-	PP	SH	GW
80-81	80	22	36	58	61	-9	6	1	4
81-82	10	1	2	3	4	-7	0	0	0
TOTAL	90	23	38	61	65	-16	6	1	4
NHL TOTAL	998	391	383	774	413	49	85	17	57

## JOHN PURVES

F

#37

Capitals' 6th choice (103rd overall) in the 1986 Entry Draft. Became a free agent, July 1, 1992.

YEAR	GP	G	A	PTS	PIM	+/-	PP	SH	GW
90-91	7	1	0	1	0	-3	0	0	1
NHL TOTAL	7	1	0	1	0	-3	0	0	1

## NELSON PYATT

F

#26

Acquired Feb. 28, 1975, from Detroit for the Capitals' 3rd choice (Allen Cameron) in the 1975 Amateur Draft. Became a free agent and was traded to Colorado for the rights to free agent Guy Charron, Sept. 1, 1976.

YEAR	GP	G	A	PTS	PIM	+/-	PP	SH	GW
74-75	16	6	4	10	21	-14	0	0	1
75-76	77	26	23	49	14	-56	5	0	0
TOTAL	93	32	27	59	35	-70	5	0	1
NHL TOTAL	296	71	63	134	69	-136	8	0	5

## JOEL QUENNEVILLE

D

#2

Acquired from Hartford for future considerations, Oct. 3, 1990. Released from contract, June 17, 1991.

YEAR	GP	G	A	PTS	PIM	+/-	PP	SH	GW
90-91	9	1	0	1	0	-8	0	0	0
NHL TOTAL	803	54	136	190	705	-89	6	4	6

## ERROL RAUSSE

F

#6, 14, 12

Capitals' 2nd choice (24th overall) in the 1979 Entry Draft. Became a free agent, June 1, 1983.

YEAR	GP	G	A	PTS	PIM	+/-	PP	SH	GW
79-80	24	6	2	8	0	4	0	0	0
80-81	5	1	1	2	0	1	0	0	0
81-82	2	0	0	0	0	-2	0	0	0
TOTAL	31	7	3	10	0	3	0	0	0
NHL TOTAL	31	7	3	10	0	3	0	0	0

# All-Time Player Register

## JOEL RECHLICZ

F

#54

Signed as a free agent, Jan. 30, 2012. Became a free agent, July 1, 2012.

YEAR	GP	G	A	PTS	PIM	+/-	PP	SH	GW
11-12	3	0	0	0	10	0	0	0	0
NHL TOTAL	26	0	1	1	105	-3	0	0	0

## JOE REEKIE

D

#29

Acquired from Tampa Bay for Enrico Ciccone, the Capitals' third-round choice in the 1994 Entry Draft and the return of a previously acquired conditional pick, March 21, 1994. Traded to Chicago for future considerations (4th choice in 2002 Entry Draft, Pert Dvorak), Jan. 17, 2002.

YEAR	GP	G	A	PTS	PIM	+/-	PP	SH	GW
93-94	12	0	5	5	29	7	0	0	0
94-95	48	1	6	7	97	10	0	0	0
95-96	78	3	7	10	149	7	0	0	0
96-97	65	1	8	9	107	8	0	0	0
97-98	68	2	8	10	70	15	0	0	1
98-99	73	0	10	10	68	11	0	0	0
99-00	59	0	7	7	50	21	0	0	0
00-01	74	2	9	11	77	14	0	0	1
01-02	38	2	4	6	41	-7	0	0	0
TOTAL	485	11	64	75	688	86	0	0	2
NHL TOTAL	902	25	139	164	1326	150	1	0	5

## PAT RIBBLE

D

#2

Acquired from Toronto for Mike Kaszyski, Feb. 14, 1980. Traded to Calgary with future considerations for Bobby Gould and Randy Holt, Nov. 25, 1981.

YEAR	GP	G	A	PTS	PIM	+/-	PP	SH	GW
79-80	19	1	5	6	30	2	0	0	0
80-81	67	3	15	18	103	-13	3	0	1
81-82	12	1	2	3	14	-4	0	0	0
TOTAL	98	5	22	27	147	-15	3	0	1
NHL TOTAL	349	19	60	79	365	-14	4	0	2

## MIKE RIBEIRO

F

#9

Acquired from Dallas for Cody Eakin and Washington's second-round choice in the 2012 NHL Entry Draft, June 22, 2012. Became a free agent July 5, 2013.

YEAR	GP	G	A	PTS	PIM	+/-	PP	SH	GW
12-13	48	13	36	49	53	-4	6	0	1
NHL TOTAL	1,074	228	565	793	577	5	73	2	32

## MIKE RICHARD

F

#14, 34

Signed as a free agent, Oct. 9, 1987. Signed to play in Switzerland following the 1989-90 season.

YEAR	GP	G	A	PTS	PIM	+/-	PP	SH	GW
87-88	4	0	0	0	0	-1	0	0	0
89-90	3	0	2	2	2	E	0	0	0
TOTAL	7	0	2	2	2	-1	0	0	0
NHL TOTAL	7	0	2	2	0	-1	0	0	0

## MIKE RICHARDS

F

#10

Signed as a free agent, Jan. 6, 2016. Became a free agent, July 1, 2016.

YEAR	GP	G	A	PTS	PIM	+/-	PP	SH	GW
15-16	39	2	3	5	8	-2	0	0	1
NHL TOTAL	749	181	306	487	585	16	50	28	30

## MIKE RIDLEY

F

#17

Acquired from NY Rangers with Bob Crawford and Kelly Miller for Bob Carpenter and Capitals' 2nd choice (Jason Prosofsky) in the 1989 Entry Draft, Jan. 1, 1987. Traded to Toronto with Capitals' 1st choice (Eric Fichaud) in the 1994 Entry Draft (acquired from St. Louis as compensation for Scott Stevens) for Rob Pearson and Toronto's 1st choice (Nolan Baumgartner) in the 1994 Entry Draft, June 28, 1994.

YEAR	GP	G	A	PTS	PIM	+/-	PP	SH	GW
86-87	40	15	19	34	20	-1	6	0	3
87-88	70	28	31	59	22	1	12	0	3
88-89	80	41	48	89	49	17	16	0	9
89-90	74	30	43	73	27	E	8	3	3
90-91	79	23	48	71	26	9	6	5	4
91-92	80	29	40	69	38	3	5	5	3
92-93	84	26	56	82	44	5	6	2	3
93-94	81	26	44	70	24	15	10	2	4
TOTAL	588	218	329	547	250	49	69	17	32
NHL TOTAL	866	292	466	758	424	37	87	19	46

## BILL RILEY

F

#18, 8, 12

Put on negotiation list, Dec. 20, 1974. Signed to NHL contract from Dayton (IHL), Jan. 18, 1977. Claimed by Winnipeg in 1979 Expansion Draft, June 13, 1979.

YEAR	GP	G	A	PTS	PIM	+/-	PP	SH	GW
74-75	1	0	0	0	0	-1	0	0	0
76-77	43	13	14	27	124	4	5	0	2
77-78	57	13	12	25	125	-15	5	0	0
78-79	24	2	2	4	64	-6	0	0	0
TOTAL	125	28	28	56	313	-18	10	0	2
NHL TOTAL	139	31	30	61	320	-18	12	0	3

## GARY RISSLING

F

#23, 12, 20

Signed as a free agent from Port Huron (IHL), Dec. 4, 1978. Traded to Pittsburgh on Jan. 2, 1981, for the Penguins' 5th choice (Peter Sidorkiewicz) in the 1981 Entry Draft.

YEAR	GP	G	A	PTS	PIM	+/-	PP	SH	GW
78-79	26	3	3	6	127	-5	1	0	1
79-80	11	0	1	1	49	-6	0	0	0
TOTAL	37	3	4	7	176	-11	1	0	1
NHL TOTAL	221	23	30	53	1008	-49	2	0	2

## TORRIE ROBERTSON

F

#25, 32, 33

Capitals' 3rd choice (55th overall) in the 1980 Entry Draft. Traded to Hartford for Greg Adams, Oct. 3, 1983.

YEAR	GP	G	A	PTS	PIM	+/-	PP	SH	GW
80-81	3	0	0	0	0	-2	0	0	0
81-82	54	8	13	21	204	-1	3	0	0
82-83	5	2	0	2	4	-2	0	0	0
TOTAL	62	10	13	23	208	-5	3	0	0
NHL TOTAL	442	49	99	148	1751	-50	7	0	8

## LOUIS ROBAILLE

F

#41

Signed as a free agent, Aug. 24, 2004. Became a free agent, July 1, 2007.

YEAR	GP	G	A	PTS	PIM	+/-	PP	SH	GW
05-06	2	0	0	0	5	-1	0	0	0
NHL TOTAL	2	0	0	0	5	-1	0	0	0

## TODD ROHLOFF

D

#38

Signed as a free agent, July 21, 2000. Became a free agent, July 1, 2003. Claimed off waivers from Columbus, Jan. 9, 2004. Became a free agent, July 1, 2004.

YEAR	GP	G	A	PTS	PIM	+/-	PP	SH	GW
01-02	16	0	1	1	14	-2	0	0	0
03-04	35	0	3	3	18	-5	0	0	0
TOTAL	51	0	4	4	32	-7	0	0	0
NHL TOTAL	75	0	6	6	40	-19	0	0	0

## BOB ROUSE

D

#8

Acquired from Minnesota with Dino Ciccarelli for Mike Gartner and Larry Murphy, March 7, 1989. Traded to Toronto with Peter Zezel for Al Iafate, Jan. 16, 1991.

YEAR	GP	G	A	PTS	PIM	+/-	PP	SH	GW
88-89	13	0	2	2	36	2	0	0	0
89-90	70	4	16	20	123	-2	0	0	2
90-91	47	5	15	20	65	-7	1	0	0
TOTAL	130	9	33	42	224	-7	1	0	2
NHL TOTAL	1061	37	181	218	1559	-36	4	4	6

## TOM ROWE

F

#24, 17

Capitals' 3rd choice (37th overall) in the 1976 Amateur Draft. Traded Jan. 17, 1980, to Hartford for Alan Hangesleben. Signed as a free agent, Jan. 31, 1982. Became a free agent and signed with Detroit, Aug. 9, 1982.

YEAR	GP	G	A	PTS	PIM	+/-	PP	SH	GW
76-77	12	1	2	3	2	-6	0	0	0
77-78	63	13	8	21	82	-18	1	0	0
78-79	69	31	30	61	137	-6	4	0	4
79-80	41	10	17	27	76	-9	4	0	2
81-82	6	1	1	2	18	E	0	0	0
TOTAL	191	56	58	114	315	-39	9	0	6
NHL TOTAL	357	85	100	185	615	-80	12	1	9

## KEN SABOURIN

D

#8, 2

Acquired from Calgary for Paul Fenton, Jan. 24, 1991. Traded to Calgary for future considerations, Dec. 16, 1992.

YEAR	GP	G	A	PTS	PIM	+/-	PP	SH	GW
90-91	28	1	4	5	81	6	0	0	0
91-92	19	0	0	0	48	-5	0	0	0
TOTAL	47	1	4	5	129	1	0	0	0
NHL TOTAL	74	2	8	10	201	14	0	0	0

## JOE SACCO

F

#14

Signed as a free agent, July 27, 1999. Became a free agent, July 2002.

YEAR	GP	G	A	PTS	PIM	+/-	PP	SH	GW
99-00	79	7	16	23	50	7	0	0	1
00-01	69	7	7	14	48	4	0	0	0
01-02	65	0	7	7	51	-13	0	0	0
TOTAL	213	14	30	44	149	-2	0	0	1
NHL TOTAL	738	94	119	213	421	-44	7	7	13

## GARY SAMPSON

F

#20, 12, 28

Signed as a free agent from US Olympic Team, Feb. 21, 1984. Became a free agent, June 1987.

YEAR	GP	G	A	PTS	PIM	+/-	PP	SH	GW
83-84	15	1	1	2	6	1	0	0	0
84-85	46	10	15	25	13	20	0	1	0
85-86	19	1	4	5	2	-3	0	0	1
86-87	25	1	2	3	4	-9	0	0	0
TOTAL	105	13	22	35	25	9	0	1	1
NHL TOTAL	105	13	22	35	25	9	0	1	1

# All-Time Player Register

## ZACH SANFORD

F

#82

Capitals' 3rd choice (61st overall) in 2013 Entry Draft. Traded to St. Louis with Brad Malone, a 2017 first round pick and a conditional pick for Kevin Shattenkirk and Pheonix Copley

YEAR	GP	G	A	PTS	PIM	+/-	PP	SH	GW
16-17	26	2	1	3	6	0	0	0	1
NHL TOTAL	39	4	4	8	10	2	0	0	2

## REGGIE SAVAGE

F

#38, 15

Capitals' 1st choice (15th overall) in the 1988 Entry Draft. Traded to Quebec with Paul MacDermid for Mike Hough, June 20, 1993.

YEAR	GP	G	A	PTS	PIM	+/-	PP	SH	GW
90-91	1	0	0	0	0	-1	0	0	0
92-93	16	2	3	5	12	-4	2	0	0
TOTAL	17	2	3	5	12	-5	2	0	0
NHL TOTAL	34	5	7	12	28	-2	3	0	0

## PETER SCAMURRA

D

#6, 29, 3

Capitals' 2nd choice (19th overall) in the 1975 Amateur Draft. Contract bought out, Sept. 15, 1980.

YEAR	GP	G	A	PTS	PIM	+/-	PP	SH	GW
75-76	58	2	13	15	33	-38	1	0	0
76-77	21	0	2	2	8	-6	0	0	0
78-79	30	3	5	8	12	-13	0	1	0
79-80	23	3	5	8	6	-1	1	0	0
TOTAL	132	8	25	33	59	-58	2	1	0
NHL TOTAL	132	8	25	33	59	-58	2	1	0

## CAMERON SCHILLING

D

#45

Signed as a free agent, March 27, 2012.

YEAR	GP	G	A	PTS	PIM	+/-	PP	SH	GW
12-13	1	0	0	0	0	-1	0	0	0
13-14	1	0	0	0	0	-2	0	0	0
14-15	4	0	0	0	4	1	0	0	0
NHL TOTAL	6	0	0	0	0	-2	0	0	0

## BRAD SCHLEGEL

D

#28

Capitals' 8th choice (144th overall) in the 1988 Entry Draft. Traded to Calgary for Flames' 7th choice (Andrew Brunette) in the 1993 Entry Draft, June 26, 1993.

YEAR	GP	G	A	PTS	PIM	+/-	PP	SH	GW
91-92	15	0	1	1	0	-4	0	0	0
92-93	7	0	1	1	6	1	0	0	0
TOTAL	22	0	2	2	6	-3	0	0	0
NHL TOTAL	48	1	8	9	10	-7	0	0	0

## NATE SCHMIDT

D

#88

Signed as a free agent, April 2, 2013. Selected by Vegas in 2017 Expansion Draft.

YEAR	GP	G	A	PTS	PIM	+/-	PP	SH	GW
13-14	29	2	4	6	6	4	0	0	0
14-15	39	1	3	4	10	-2	0	0	0
15-16	72	2	14	16	16	12	0	0	1
16-17	60	3	14	17	16	22	0	0	0
TOTAL	200	8	35	43	48	36	0	0	1
NHL TOTAL	276	13	66	79	64	55	1	0	2

## DWIGHT SCHOFIELD

D

#2

Claimed from St. Louis in 1985 Waiver Draft, Oct. 7, 1985. Traded to Pittsburgh for cash, Oct. 8, 1986.

YEAR	GP	G	A	PTS	PIM	+/-	PP	SH	GW
85-86	50	1	2	3	127	5	0	0	0
NHL TOTAL	211	8	22	30	631	E	0	0	1

## JEFF SCHULTZ

D

#55

Washington's 2nd choice (27th overall) in the 2004 Entry Draft. Became a free agent July 5, 2013.

YEAR	GP	G	A	PTS	PIM	+/-	PP	SH	GW
06-07	38	0	3	3	16	5	0	0	0
07-08	72	5	13	18	28	12	0	0	0
08-09	64	1	11	12	21	13	0	1	0
09-10	73	3	20	23	32	50	0	0	0
10-11	72	1	9	10	12	6	0	0	1
11-12	54	1	5	6	12	-2	0	0	0
12-13	26	0	3	3	12	-6	0	0	0
TOTAL	399	11	64	75	133	78	0	1	1
NHL TOTAL	409	11	65	76	137	78	0	1	1

## STEVE SEFTEL

F

#40

Capitals' 2nd choice (40th overall) in the 1986 Entry Draft. Became a free agent, July 1, 1992.

YEAR	GP	G	A	PTS	PIM	+/-	PP	SH	GW
90-91	4	0	0	0	2	-2	0	0	0
NHL TOTAL	4	0	0	0	2	-2	0	0	0

## ROD SEILING

D

#17

Claimed off waivers from NY Rangers, Oct. 29, 1974. Traded to Toronto for Tim Eccelstone and Willy Brossart, Nov. 2, 1974.

YEAR	GP	G	A	PTS	PIM	+/-	PP	SH	GW
74-75	1	0	0	0	0	E	0	0	0
NHL TOTAL	979	62	269	331	601	187	5	3	11

## STEVE SELF

F

#19

Signed to a three-game amateur tryout and released, Oct. 10, 1976.

YEAR	GP	G	A	PTS	PIM	+/-	PP	SH	GW
76-77	3	0	0	0	0	-3	0	0	0
NHL TOTAL	3	0	0	0	0	-3	0	0	0

## ALEXANDER SEMIN

F

#28

Capitals' 2nd choice (13th overall) in the 2002 Entry Draft. Became a free agent, July 1, 2012.

YEAR	GP	G	A	PTS	PIM	+/-	PP	SH	GW
03-04	52	10	12	22	36	-2	4	0	2
06-07	77	38	35	73	90	-7	17	0	6
07-08	63	26	16	42	54	-18	10	0	2
08-09	62	34	45	79	77	25	8	0	8
09-10	73	40	44	84	66	36	8	2	5
10-11	65	28	26	54	71	22	6	1	4
11-12	77	21	33	54	56	9	2	0	1
TOTAL	469	197	211	408	450	65	55	3	28
NHL TOTAL	650	239	278	517	582	71	65	4	32

## DAVE SHAND

D

#26

Acquired from Toronto for Lee Norwood, Oct. 6, 1983. Released, June 1985.

YEAR	GP	G	A	PTS	PIM	+/-	PP	SH	GW
83-84	72	4	15	19	124	23	0	0	0
84-85	13	1	1	2	34	1	0	0	0
TOTAL	85	5	16	21	158	24	0	0	0
NHL TOTAL	421	19	84	103	544	80	0	1	2

## KEVIN SHATTENKIRK

D

#22

Acquired from St. Louis for Zach Sanford, Brad Malone, a 2017 first round pick and a conditional pick, Feb. 28, 2017. Signed as free agent with NY Rangers July 1, 2017.

YEAR	GP	G	A	PTS	PIM	+/-	PP	SH	GW
16-17	19	2	12	14	10	4	1	0	2
NHL TOTAL	536	73	248	321	348	3	37	0	14

## BRAD SHAW

D

#4

Claimed on waivers from Ottawa, March 10, 1999. Traded to St. Louis with the Capitals' 8th choice in the 1999 Entry Draft (Colin Hemingway) for St. Louis' 6th choice in 1999 (Kyle Clark), March 18, 1999.

YEAR	GP	G	A	PTS	PIM	+/-	PP	SH	GW
98-99	4	0	0	0	4	E	0	0	0
NHL TOTAL	377	22	137	159	208	-93	11	0	1

## NEIL SHEEHY

D

#15

Acquired from Hartford with Mike Millar for Grant Jennings and Ed Kastelic, July 6, 1988. Became a free agent, July 1991.

YEAR	GP	G	A	PTS	PIM	+/-	PP	SH	GW
88-89	72	3	4	7	179	-1	0	0	0
89-90	59	1	5	6	291	8	0	0	0
90-91	INJURED – DNP (REGULAR SEASON)								
TOTAL	131	4	9	13	470	7	0	0	0
NHL TOTAL	379	18	47	65	1311	28	1	0	0

## ZACH SILL

F

#12, 15

Signed as a free agent, July 16, 2015.

YEAR	GP	G	A	PTS	PIM	+/-	PP	SH	GW
15-16	10	1	0	1	2	0	0	0	0
NHL TOTAL	93	2	3	5	98	-9	0	0	0

## MIKE SILTALA

F

#12, 15

Capitals' 4th choice (89th overall) in the 1981 Entry Draft. Became a free agent, June 1986.

YEAR	GP	G	A	PTS	PIM	+/-	PP	SH	GW
81-82	3	1	0	1	2	-1	0	0	0
NHL TOTAL	7	1	0	1	8	E	0	0	0



# All-Time Player Register

## CHRIS SIMON

F

#17

Acquired from Colorado with Curtis Leschysyn for Keith Jones and Washington's 1st (Scott Parker) and 4th (later traded back to Washington-Krys Barch) choices in 1998 Entry Draft, Nov. 2, 1996. Traded to Chicago with Andrei Nikolishin for Michael Nylander, Chicago's 3rd choice in the 2003 Entry Draft (Steve Werner) and future considerations, Nov. 1, 2002.

YEAR	GP	G	A	PTS	PIM	+/-	PP	SH	GW
96-97	42	9	13	22	165	-1	3	0	1
97-98	28	7	10	17	38	-1	4	0	1
98-99	23	3	7	10	48	-4	0	0	0
99-00	75	29	20	49	146	11	7	0	5
00-01	60	10	10	20	109	-12	4	0	2
01-02	82	14	17	31	137	-8	1	0	1
02-03	10	0	2	2	23	-3	0	0	0
TOTAL	320	72	79	151	666	-18	19	0	10
NHL TOTAL	782	144	161	305	1824	28	33	0	18

## BOB SIROIS

F

#25

Acquired from Philadelphia for future considerations (John Paddock), Dec. 16, 1975. Released from contract, Nov. 21, 1981.

YEAR	GP	G	A	PTS	PIM	+/-	PP	SH	GW
75-76	43	10	19	29	6	-33	4	0	0
76-77	45	13	22	35	2	1	1	0	1
77-78	72	24	37	61	6	-11	5	0	1
78-79	73	29	25	54	6	-6	9	0	3
79-80	49	15	17	32	18	-5	4	1	2
TOTAL	282	91	120	211	38	-54	23	1	7
NHL TOTAL	286	92	120	212	42	-53	23	1	7

## JOHN SLANEY

D

#28

Capitals' 1st choice (9th overall) in the 1990 Entry Draft. Traded to Colorado for Colorado's 3rd choice in the 1996 Entry Draft (Shawn McNeil), July 12, 1995.

YEAR	GP	G	A	PTS	PIM	+/-	PP	SH	GW
93-94	47	7	9	16	27	3	3	0	1
94-95	16	0	3	3	6	-3	0	0	0
TOTAL	63	7	12	19	33	E	3	0	1
NHL TOTAL	268	22	69	91	99	-26	9	1	4

## TYLER SLOAN

D

#89

Signed as free agent, July 2, 2008. Became a free agent, July 1, 2011.

YEAR	GP	G	A	PTS	PIM	+/-	PP	SH	GW
08-09	26	1	4	5	14	4	0	0	0
09-10	40	2	4	6	22	-1	0	0	0
10-11	33	1	5	6	14	-6	0	0	0
NHL TOTAL	99	4	13	17	50	-3	0	0	0

## DENNIS SMITH

D

#38

Signed as free agent, July 1989. Became a free agent and signed with Los Angeles, July 1990.

YEAR	GP	G	A	PTS	PIM	+/-	PP	SH	GW
89-90	4	0	0	0	0	E	0	0	0
NHL TOTAL	8	0	0	0	4	3	0	0	0

## GORD SMITH

D

#6, 8

Acquired in 1974 Expansion Draft (7th pick) from Los Angeles. Claimed by Winnipeg in 1979 Expansion Draft, June 13, 1979.

YEAR	GP	G	A	PTS	PIM	+/-	PP	SH	GW
74-75	63	3	8	11	56	-56	2	0	0
75-76	25	1	2	3	28	-22	1	0	0
76-77	79	1	12	13	92	-27	1	0	0
77-78	80	4	7	11	78	-20	0	0	1
78-79	39	0	1	1	22	-7	0	0	0
TOTAL	286	9	30	39	276	-132	4	0	1
NHL TOTAL	299	9	30	39	284	-137	4	0	1

## GREG SMITH

D

#19

Acquired from Detroit with John Barrett for Darren Veitch, March 10, 1986. Retired following 1987-88 season.

YEAR	GP	G	A	PTS	PIM	+/-	PP	SH	GW
85-86	14	0	3	3	10	3	0	0	0
86-87	45	0	9	9	31	-6	0	0	0
87-88	54	1	6	7	67	5	0	0	0
TOTAL	113	1	18	19	108	2	0	0	0
NHL TOTAL	829	56	232	288	1110	-120	11	1	7

## RICK SMITH

D

#19

Claimed from Detroit on waivers, Nov. 7, 1980. Retired following 1980-81 season.

YEAR	GP	G	A	PTS	PIM	+/-	PP	SH	GW
80-81	40	5	4	9	36	7	2	0	2
NHL TOTAL	687	52	167	219	560	185	5	0	7

## DEVANTE SMITH-PELLY

F

#25

Signed as free agent, July 3, 2017

YEAR	GP	G	A	PTS	PIM	+/-	PP	SH	GW
17-18	75	7	9	26	38	-6	0	0	1
NHL TOTAL	341	40	53	93	122	-35	5	2	8

## RYAN STANTON

D

#20

Signed as a free agent, July 24, 2015.

YEAR	GP	G	A	PTS	PIM	+/-	PP	SH	GW
15-16	1	0	0	0	2	-1	0	0	0
NHL TOTAL	120	4	23	27	71	14	0	0	0

## BRIAN STAPLETON

F

#24

Signed to a three-game amateur tryout and released, October 1975.

YEAR	GP	G	A	PTS	PIM	+/-	PP	SH	GW
75-76	1	0	0	0	0	-2	0	0	0
NHL TOTAL	1	0	0	0	0	-2	0	0	0

## DAVID STECKEL

F

#70, 25, 39

Signed as a free agent, Aug. 25, 2005. Traded to New Jersey for Jason Arnott and a 2012 2nd-round pick, Feb. 28, 2011.

YEAR	GP	G	A	PTS	PIM	+/-	PP	SH	GW
05-06	7	0	0	0	0	1	0	0	0
06-07	5	0	0	0	2	-2	0	0	0
07-08	67	5	7	12	34	1	0	0	1
08-09	76	8	11	19	34	2	0	2	1
09-10	79	5	11	16	19	4	1	0	1
10-11	57	5	6	11	24	-3	0	1	1
TOTAL	291	23	35	58	113	3	1	3	4
NHL TOTAL	425	33	46	79	129	-14	2	5	4

## CHANDLER STEPHENSON

F

#18

Capitals' 3rd choice (77th overall) in 2012 Entry Draft.

YEAR	GP	G	A	PTS	PIM	+/-	PP	SH	GW
15-16	9	0	0	0	2	-3	0	0	0
16-17	4	0	0	0	0	0	0	0	0
17-18	67	6	12	18	8	13	0	0	0
NHL TOTAL	80	6	12	18	10	10	0	0	0

## SCOTT STEVENS

D

#3

Capitals' 1st choice (5th overall) in the 1982 Entry Draft. Signed as a free agent by St. Louis, July 16, 1990. The Capitals gained five first-round draft picks as compensation from St. Louis: 1991-Trevor Halverson; 1992-Sergei Gonchar; 1993-Brendan Witt; 1994-traded to Toronto (Eric Fichaud); 1995-Mika Elomo.

YEAR	GP	G	A	PTS	PIM	+/-	PP	SH	GW
82-83	77	9	16	25	195	14	0	0	0
83-84	78	13	32	45	201	26	7	0	2
84-85	80	21	44	65	221	19	16	0	5
85-86	73	15	38	53	165	E	3	0	2
86-87	77	10	51	61	283	13	2	0	0
87-88	80	12	60	72	184	14	5	1	2
88-89	80	7	61	68	225	1	6	0	3
89-90	56	11	29	40	154	1	7	0	0
TOTAL	601	98	331	429	1628	88	46	1	14
NHL TOTAL	1635	196	712	908	2785	393	75	5	34

## BLAIR STEWART

F

#23, 14

Acquired from Detroit for Mike Bloom, March 9, 1975. Claimed by Quebec in the 1979 Expansion Draft, June 13, 1979.

YEAR	GP	G	A	PTS	PIM	+/-	PP	SH	GW
74-75	2	1	0	1	2	-2	0	0	0
75-76	74	13	14	27	113	-53	0	0	0
76-77	34	5	2	7	85	-6	0	0	0
77-78	8	0	1	1	9	-3	0	0	0
78-79	45	7	12	19	48	1	0	0	0
TOTAL	183	26	29	55	257	-63	0	0	0
NHL TOTAL	229	34	44	78	326	-72	0	1	2

## RYAN STOA

F

#29

Signed as a free agent, July 6, 2012. Became a free agent, July 1, 2014.

YEAR	GP	G	A	PTS	PIM	+/-	PP	SH	GW
13-14	3	0	0	0	0	-1	0	0	0
NHL TOTAL:	40	4	3	7	20	-8	0	0	1

## ROLAND STOLTZ

F

#18

Signed as a free agent, June 5, 1981. Released Nov. 16, 1981.

YEAR	GP	G	A	PTS	PIM	+/-	PP	SH	GW
81-82	14	2	2	4	14	-3	0	0	0
NHL TOTAL	14	2	2	4	14	-3	0	0	0

## TYSON STRACHAN

D

#23

Signed as a free agent, July 8, 2013. Became a free agent, July 1, 2014.

YEAR	GP	G	A	PTS	PIM	+/-	PP	SH	GW
13-14	18	0	2	2	28	-2	0	0	0
NHL TOTAL	186	1	19	20	199	-42	0	0	0

# All-Time Player Register

## GARRET STROSHEIN

F

#56

Signed as a free agent, July 14, 2003. Became a free agent, July 1, 2004.

YEAR	GP	G	A	PTS	PIM	+/-	PP	SH	GW
03-04	3	0	0	0	14	-1	0	0	0
NHL TOTAL	3	0	0	0	14	-1	0	0	0

## MARCO STURM

F

#18

Claimed off waivers from Los Angeles, Feb. 26, 2011. Became a free agent, July 1, 2011.

YEAR	GP	G	A	PTS	PIM	+/-	PP	SH	GW
10-11	18	1	6	7	6	E	0	0	1
NHL TOTAL	938	242	245	487	446	59	66	18	43

## PETER SUNDSTROM

F

#12

Acquired from NY Rangers in exchange for Washington's 5th pick (Martin Bergeron) in the 1988 Entry Draft, Aug. 27, 1987. Traded to New Jersey for the Devils' 10th choice in the 1991 Entry Draft (Rob Leask), June 19, 1989.

YEAR	GP	G	A	PTS	PIM	+/-	PP	SH	GW
87-88	76	8	17	25	34	-2	0	1	1
88-89	35	4	2	6	12	-5	0	0	0
TOTAL	111	12	19	31	46	-7	0	1	1
NHL TOTAL	338	61	83	144	120	-22	0	5	8

## BRIAN SUTHERBY

F

#46, 16

Capitals' 1st choice (26th overall) in the 2000 Entry Draft. Traded to Anaheim for Anaheim's 2nd choice (later traded to Montreal) in the 2009 Entry Draft, Nov. 19, 2007.

YEAR	GP	G	A	PTS	PIM	+/-	PP	SH	GW
01-02	7	0	0	0	2	-3	0	0	0
02-03	72	2	9	11	93	7	0	0	0
03-04	30	2	0	2	28	-5	0	0	0
05-06	76	14	16	30	73	-17	0	2	0
06-07	69	7	10	17	78	-9	1	0	0
07-08	5	1	0	1	7	-2	0	0	0
TOTAL	183	26	35	61	281	-29	1	2	0
NHL TOTAL	460	41	49	90	533	-32	1	3	0

## JAROSLAV SVEJKOVSKY

F

#34

Capitals' 2nd choice (17th overall) in the 1996 Entry Draft. Traded to Tampa Bay for Tampa Bay's 7th choice in the 2000 Entry Draft (later traded to Los Angeles-Evgeny Federov) and Tampa Bay's 3rd choice in 2001 Entry Draft (later traded to Toronto-Brendan Bell), Jan. 17, 2000.

YEAR	GP	G	A	PTS	PIM	+/-	PP	SH	GW
96-97	19	7	3	10	4	-1	2	0	1
97-98	17	4	1	5	10	-5	2	0	1
98-99	25	6	8	14	12	-2	4	0	2
99-00	23	1	2	3	2	-7	1	0	0
TOTAL	84	18	14	32	28	-15	9	0	4
NHL TOTAL	113	23	19	42	56	-22	9	0	4

## LEIF SVENSSON

D

#4

Signed as a free agent, June 10, 1978. Contract bought out, Oct. 9, 1980.

YEAR	GP	G	A	PTS	PIM	+/-	PP	SH	GW
78-79	74	2	29	31	28	-3	0	0	0
79-80	47	4	11	15	21	-10	0	0	0
NHL TOTAL	121	6	40	46	49	-13	0	0	0

## PETR SYKORA

F

#20

Acquired from Nashville for the Capitals' 3rd choice in the 2003 Entry Draft (Paul Brown), June 22, 2002. Assigned to Pardubice (Czech Republic), Nov. 7, 2005.

YEAR	GP	G	A	PTS	PIM	+/-	PP	SH	GW
05-06	10	2	2	4	6	E	0	0	0
NHL TOTAL	12	2	2	4	6	-1	0	0	0

## MIKHAIL TATARINOV

D

#3

Capitals' 10th choice (225th overall) in the 1984 Entry Draft. Traded to Quebec for Toronto's 2nd choice in the 1991 Entry Draft (Eric Lavigne), June 22, 1991.

YEAR	GP	G	A	PTS	PIM	+/-	PP	SH	GW
90-91	65	8	15	23	82	-4	3	1	1
NHL TOTAL	161	21	48	69	184	10	9	1	2

## MARK TAYLOR

F

#28, 21

Acquired from Pittsburgh for Jim McGeough, March 12, 1985. Became a free agent, June 1987.

YEAR	GP	G	A	PTS	PIM	+/-	PP	SH	GW
84-85	9	1	1	2	2	-1	0	0	0
85-86	30	2	1	3	4	-4	0	0	0
TOTAL	39	3	2	5	6	-5	0	0	0
NHL TOTAL	209	42	68	110	73	-8	9	3	5

## JOEY TENUTE

F

#13

Signed as a free agent, Nov. 21, 2005. Became a free agent, July 1, 2007.

YEAR	GP	G	A	PTS	PIM	+/-	PP	SH	GW
05-06	1	0	0	0	0	E	0	0	0
NHL TOTAL	1	0	0	0	0	E	0	0	0

## ALEXEI TEZIKOV

D

#4

Acquired from Buffalo for Joe Juneau and the Capitals' 3rd choice in the 1999 Entry Draft (Tim Preston), March 23, 1999. Traded to Anaheim with the Capitals' 4th choice in the 2001 Entry Draft (Brandon Rogers) for Jason Marshall, March 13, 2001.

YEAR	GP	G	A	PTS	PIM	+/-	PP	SH	GW
98-99	5	0	0	0	0	-1	0	0	0
99-00	23	1	1	2	2	-2	1	0	1
TOTAL	28	1	1	2	2	-3	1	0	1
NHL TOTAL	30	1	1	2	2	-1	1	0	1

## GREG THEBERGE

D

#2, 8, 20

Capitals' 5th choice (109th overall) in the 1979 Entry Draft. Released from contract, June 1, 1984.

YEAR	GP	G	A	PTS	PIM	+/-	PP	SH	GW
79-80	12	0	1	1	0	-3	0	0	0
80-81	1	1	0	1	0	-2	0	0	0
81-82	57	5	32	37	49	-8	2	0	0
82-83	70	8	28	36	20	-3	7	0	1
83-84	13	1	2	3	4	-4	1	0	0
TOTAL	153	15	63	78	73	-20	10	0	1
NHL TOTAL	153	15	63	78	73	-20	10	0	1

## JIM THOMSON

F

#37, 29

Capitals' 8th choice (185th overall) in the 1984 Entry Draft. Traded to Hartford for Scot Kleinendorst, March 6, 1989.

YEAR	GP	G	A	PTS	PIM	+/-	PP	SH	GW
86-87	10	0	0	0	35	-2	0	0	0
88-89	14	2	0	2	53	-3	0	0	0
TOTAL	24	2	0	2	88	-5	0	0	0
NHL TOTAL	115	4	3	7	416	-24	0	0	1

## ESA TIKKANEN

F

#11

Acquired from Florida in exchange for Dwayne Hay and future considerations, March 9, 1998. Became a free agent, July 1, 1998.

YEAR	GP	G	A	PTS	PIM	+/-	PP	SH	GW
97-98	20	2	10	12	2	-4	1	0	2
NHL TOTAL	877	244	386	630	1077	81	59	29	41

## MARK TINORDI

D

#24

Acquired from Dallas with Rick Mrozik in exchange for Kevin Hatcher, Jan. 18, 1995. Selected by the Atlanta Thrashers in the 1999 Expansion Draft.

YEAR	GP	G	A	PTS	PIM	+/-	PP	SH	GW
94-95	42	3	9	12	71	-5	2	0	1
95-96	71	3	10	13	113	26	2	0	0
96-97	56	2	6	8	118	3	0	0	0
97-98	47	8	9	17	39	9	0	1	0
98-99	48	0	6	6	108	-6	0	0	0
TOTAL	264	16	40	56	449	33	4	1	1
NHL TOTAL	663	52	148	200	1514	6	18	1	5

## DAVE TIPPETT

F

#14

Acquired from Hartford for future considerations and Capitals' 6th choice in 1992 Entry Draft (Jarrett Reid). Became a free agent, June 1, 1992.

YEAR	GP	G	A	PTS	PIM	+/-	PP	SH	GW
90-91	61	6	9	15	24	-13	0	0	2
91-92	30	2	10	12	16	2	0	0	0
TOTAL	91	8	19	27	40	-11	0	0	2
NHL TOTAL	721	93	169	262	317	-52	2	14	13

## RICK TOCCHET

F

#92

Acquired from Boston with Adam Oates and Bill Ranford for Jim Carey, Anson Carter, Jason Allison and a Washington's 3rd choice in the 1997 Entry Draft (Lee Goren), March 1, 1997. Became a free agent, July 1, 1997.

YEAR	GP	G	A	PTS	PIM	+/-	PP	SH	GW
96-97	13	5	5	10	31	E	1	0	1
NHL TOTAL	1144	440	512	952	2972	82	130	13	50

## JEFF TOMS

F

#21

Claimed off waivers from Tampa Bay, Nov. 19, 1997. Became a free agent, July 1, 2000.

YEAR	GP	G	A	PTS	PIM	+/-	PP	SH	GW
97-98	33	3	4	7	8	-11	0	0	1
98-99	21	1	5	6	2	E	0	0	0
99-00	20	1	2	3	4	-1	0	0	1
TOTAL	74	5	11	16	14	-12	0	0	2
NHL TOTAL	236	22	33	55	59	-33	2	0	4

## TIM TOOKEY

F

#18, 8

Capitals' 4th choice (88th overall) in the 1979 Entry Draft. Traded to Quebec for Lee Norwood, Feb. 1, 1982.

YEAR	GP	G	A	PTS	PIM	+/-	PP	SH	GW
80-81	29	10	13	23	18	-6	6	0	1
81-82	28	8	8	16	35	-9	5	0	0
TOTAL	57	18	21	39	53	-15	11	0	1
NHL TOTAL	106	22	36	58	71	-20	11	0	1



# All-Time Player Register

## BRENT TREMBLAY

D

#11, 22

Capitals' 8th choice (127th overall) in 1977 Amateur Draft. Contract bought out, Sept. 15, 1980.

YEAR	GP	G	A	PTS	PIM	+/-	PP	SH	GW
78-79	1	0	0	0	0	E	0	0	0
79-80	9	1	0	1	6	1	0	0	0
TOTAL	10	1	0	1	6	1	0	0	0
NHL TOTAL	10	1	0	1	6	1	0	0	0

## ALEXANDER VOLCHKOV

F

#39

Capitals' 1st choice (4th overall) in the 1996 Entry Draft. Traded to Edmonton for future considerations, Feb. 4, 2000.

YEAR	GP	G	A	PTS	PIM	+/-	PP	SH	GW
99-00	3	0	0	0	0	-2	0	0	0
NHL TOTAL	3	0	0	0	0	-2	0	0	0

## AARON VOLPATTI

F

#24, 17

Claimed off waivers from Vancouver, Feb. 28, 2013. Became a free agent, July 1, 2015.

YEAR	GP	G	A	PTS	PIM	+/-	PP	SH	GW
12-13	17	0	1	1	7	-2	0	0	0
13-14	41	2	0	2	49	-3	0	0	0
14-15	2	0	0	0	0	0	0	0	0
TOTAL	60	2	1	3	56	-5	0	0	0
NHL TOTAL	114	5	2	7	137	-8	0	0	0

## JAKUB VRANA

F

#13

Capitals' 1st choice (13th overall) in the 2014 Entry Draft

YEAR	GP	G	A	PTS	PIM	+/-	PP	SH	GW
16-17	21	3	3	6	2	2	3	0	2
17-18	73	13	14	27	12	2	3	0	2
NHL TOTAL	94	16	17	33	14	4	6	0	4

## HOWARD WALKER

D

#3, 24

Signed as a free agent from North Dakota (WCHA), June 5, 1980. Traded to Calgary with George White and future considerations for Ken Houston and Pat Riggan, June 7, 1982.

YEAR	GP	G	A	PTS	PIM	+/-	PP	SH	GW
80-81	64	2	11	13	100	9	2	0	0
81-82	16	0	2	2	26	-9	0	0	0
TOTAL	80	2	13	15	126	E	2	0	0
NHL TOTAL	83	2	13	15	133	E	2	0	0

## NATHAN WALKER

F

#79

Capitals' 3rd choice (89th overall) in the 2014 Entry Draft.

YEAR	GP	G	A	PTS	PIM	+/-	PP	SH	GW
17-18	9	1	0	1	6	0	0	0	0
NHL TOTAL	9	1	0	1	6	0	0	0	0

## SCOTT WALKER

F

#24

Acquired from Carolina for a seventh-round choice in the 2010 Entry Draft, March 3, 2010.

YEAR	GP	G	A	PTS	PIM	+/-	PP	SH	GW
09-10	9	2	1	3	9	1	0	0	1
NHL TOTAL	829	151	246	397	1162	-56	39	12	2

## RYAN WALTER

F

#9

Capitals' 1st choice (2nd overall) in 1978 Amateur Draft. Traded to Montreal with Rick Green for Brian Engblom, Doug Jarvis, Rod Langway and Craig Laughlin, Sept. 9, 1982.

YEAR	GP	G	A	PTS	PIM	+/-	PP	SH	GW
78-79	69	28	28	56	70	-1	6	0	1
79-80	80	24	42	66	106	-1	12	1	1
80-81	80	24	44	68	150	-9	4	0	1
81-82	78	38	49	87	142	-3	19	1	3
TOTAL	307	114	163	277	468	-14	41	2	6
NHL TOTAL	1003	264	382	646	946	-3	96	6	23

## JOEL WARD

F

#42

Signed as a free agent, July 1, 2011. Signed by San Jose as a free agent, July 3, 2015.

YEAR	GP	G	A	PTS	PIM	+/-	PP	SH	GW
11-12	73	6	12	18	20	12	0	0	0
12-13	39	8	12	20	12	7	1	1	1
13-14	82	24	25	49	32	7	6	2	4
14-15	82	19	15	34	30	-4	6	0	4
TOTAL	276	57	64	121	94	22	13	3	9
NHL TOTAL	726	133	171	304	261	-2	30	9	23

## BRYAN WATSON

D

#19

Acquired from Detroit for Greg Joly, Nov. 30, 1976. Released Feb. 15, 1979.

YEAR	GP	G	A	PTS	PIM	+/-	PP	SH	GW
76-77	56	1	14	15	91	-5	0	0	0
77-78	79	3	11	14	167	-12	0	1	0
78-79	20	0	1	1	36	-7	0	0	0
TOTAL	155	4	26	30	294	-24	0	1	0
NHL TOTAL	878	17	135	152	2212	-97	1	3	2

## MIKE WEBER

D

#6

Acquired from Buffalo for Buffalo's 3rd pick in the 2017 Entry Draft, Feb. 23, 2016. Became a free agent on July 1, 2016.

YEAR	GP	G	A	PTS	PIM	+/-	PP	SH	GW
15-16	10	0	0	0	28	-1	0	0	0
NHL TOTAL	351	9	44	53	437	-43	0	0	0

## CASEY WELLMAN

F

#48

Acquired from Florida for Zach Hamill, Jan. 31, 2013. Became a free agent, July 1, 2014.

YEAR	GP	G	A	PTS	PIM	+/-	PP	SH	GW
13-14	13	2	1	3	0	3	0	0	0
TOTAL	13	2	1	3	0	3	0	0	0

## PATRICK WEY

D

#56

Capitals' 4th choice (115th overall) in the 2009 Entry Draft. Retired, July 1, 2015.

YEAR	GP	G	A	PTS	PIM	+/-	PP	SH	GW
13-14	9	0	3	3	5	0	0	0	0
TOTAL	9	0	3	3	5	0	0	0	0

## TONY WHITE

F

#26, 20

Capitals' 10th choice (161st overall) in 1974 Amateur Draft. Became a free agent, June 1, 1978.

YEAR	GP	G	A	PTS	PIM	+/-	PP	SH	GW
74-75	5	0	2	2	0	E	0	0	0
75-76	80	25	17	42	56	-43	7	0	2
76-77	72	12	9	21	44	-15	2	1	3
77-78	1	0	0	0	0	-4	0	0	0
TOTAL	158	37	28	65	100	-62	9	1	5
NHL TOTAL	164	37	28	65	104	-64	9	1	5

## TRENT WHITFIELD

F

#23

Signed as a free agent, Sept. 1, 1998. Claimed off waivers by the NY Rangers, Jan. 16, 2002. Claimed off waivers from the NY Rangers, Feb. 1, 2002. Became a free agent, July 1, 2004.

YEAR	GP	G	A	PTS	PIM	+/-	PP	SH	GW
99-00	Played 3 playoff games (0-0-0)								
00-01	61	2	4	6	35	3	0	0	0
01-02	24	0	1	1	28	-3	0	0	0
02-03	14	1	1	2	6	1	0	0	1
03-04	44	6	5	11	14	-2	0	1	2
TOTAL	143	9	11	20	83	-1	0	1	3
NHL TOTAL	193	11	18	29	104	-3	1	1	3

## DOUG WICKENHEISER

F

#18

Signed as a free agent, Feb. 28, 1989. Released following 1989-90 season.

YEAR	GP	G	A	PTS	PIM	+/-	PP	SH	GW
88-89	16	2	5	7	4	E	1	0	0
89-90	27	1	8	9	20	1	0	0	0
TOTAL	43	3	13	16	24	1	1	0	0
NHL TOTAL	556	111	165	276	286	41	17	6	16

## DENNIS WIDEMAN

D

#6

Acquired from Florida for Jake Hauswirth and a 2011 3rd-round pick, Feb. 28, 2011. Traded to Calgary for Jordan Henry and Calgary's 5th choice in the 2013 NHL Draft, June 27, 2012.

YEAR	GP	G	A	PTS	PIM	+/-	PP	SH	GW
10-11	14	1	6	7	6	7	1	0	0
11-12	82	11	35	46	46	-8	4	0	3
TOTAL	96	12	40	53	52	-1	5	0	3
NHL TOTAL	815	99	288	387	503	-72	55	2	15

## JUSTIN WILLIAMS

F

#14

Signed as a free agent, July 1, 2015. Signed as free agent by Carolina, July 1, 2017

YEAR	GP	G	A	PTS	PIM	+/-	PP	SH	GW
15-16	82	22	30	52	36	15	3	0	3
16-17	80	24	24	48	50	14	5	0	4
TOTAL	162	46	54	100	86	29	8	0	7
NHL TOTAL	1,162	289	444	733	716	112	63	6	37

## TOMMY WILLIAMS

F

#14

Signed from New England (WHA) prior to 1974-75 season. Retired, Dec. 24, 1975.

YEAR	GP	G	A	PTS	PIM	+/-	PP	SH	GW
74-75	73	22	36	58	12	-48	7	2	1
75-76	34	8	13	21	6	-33	2	0	0
TOTAL	107	30	49	79	18	-81	9	2	1
NHL TOTAL	663	161	269	430	177	-104	24	2	16



# All-Time Player Register

## BRIAN WILLISIE

F

#24

Claimed from Colorado in waiver draft, Oct. 3, 2003. Became a free agent July 1, 2006. Signed as a free agent July 13, 2010. Became a free agent, July 1, 2011.

YEAR	GP	G	A	PTS	PIM	+/-	PP	SH	GW
03-04	49	10	5	15	18	-7	1	1	1
05-06	82	19	22	41	77	-19	8	1	2
10-11	1	0	1	1	0	E	0	0	0
TOTAL	132	29	28	57	95	-26	9	2	3
NHL TOTAL	381	52	57	109	217	-57	13	2	5

## TOM WILSON

F

#43

Capitals' 1st choice (16th overall) in the 2012 Entry Draft.

YEAR	GP	G	A	PTS	PIM	+/-	PP	SH	GW
13-14	82	3	7	10	151	1	1	0	0
14-15	67	4	13	17	172	-1	0	0	0
15-16	82	7	16	23	163	3	0	0	1
16-17	82	7	12	19	133	9	0	0	0
17-18	78	14	21	35	187	10	0	1	1
TOTAL	391	35	69	104	806	22	1	1	2

## DANIEL WINNIK

F

#26

Acquired from Toronto with Toronto's 5th pick in the 2016 Entry Draft for Brooks Laich, Connor Carrick and Washington's 2nd pick in the 2016 Entry Draft, Feb. 28, 2015.

YEAR	GP	G	A	PTS	PIM	+/-	PP	SH	GW
15-16	20	2	3	5	22	7	0	0	0
16-17	72	12	13	25	49	15	0	2	3
TOTAL	92	14	16	30	71	22	0	2	3
NHL TOTAL	798	82	169	251	367	52	2	7	11

## BRENDAN WITT

D

#19

Capitals' 1st choice (11th overall) in the 1993 Entry Draft. Traded to Nashville for Kris Beech and Nashville's 1st choice in the 2006 Entry Draft (Semyon Varlamov), March 9, 2006.

YEAR	GP	G	A	PTS	PIM	+/-	PP	SH	GW
95-96	48	2	3	5	85	-4	0	0	1
96-97	44	3	2	5	88	-20	0	0	0
97-98	64	1	7	8	112	-11	0	0	0
98-99	54	2	5	7	87	-6	0	0	0
99-00	77	1	7	8	114	5	0	0	0
00-01	72	3	3	6	101	2	0	0	0
01-02	68	3	7	10	78	-1	0	0	0
02-03	69	2	9	11	106	12	0	0	0
03-04	72	2	10	12	123	-22	0	0	0
05-06	58	1	10	11	141	-5	0	0	0
TOTAL	626	20	63	83	1035	-50	0	0	1
NHL TOTAL	890	25	96	121	1424	-91	0	0	2

## WOJTEK WOLSKI

F

#17

Signed as a free agent, July 11, 2012. Signed to play in Russia, May 2013.

YEAR	GP	G	A	PTS	PIM	+/-	PP	SH	GW
12-13	27	4	5	9	6	1	0	0	2
NHL TOTAL	451	99	168	267	113	17	18	1	19

## JASON WOOLLEY

D

#29, 25

Washington's 4th choice (61st overall) in the 1989 Entry Draft. Signed as a free agent by Florida, Feb. 16, 1995.

YEAR	GP	G	A	PTS	PIM	+/-	PP	SH	GW
91-92	1	0	0	0	0	1	0	0	0
92-93	26	0	2	2	10	3	0	0	0
93-94	10	1	2	3	4	2	0	0	0
TOTAL	37	1	4	5	14	6	0	0	0
NHL TOTAL	718	68	246	314	430	65	26	0	15

## TERRY YAKE

F

#25

Claimed off waivers, Jan. 18, 2000. Became a free agent, July 1, 2001.

YEAR	GP	G	A	PTS	PIM	+/-	PP	SH	GW
99-00	35	6	5	11	12	2	1	0	1
00-01	12	0	3	3	8	E	0	0	0
TOTAL	47	6	8	14	20	2	1	0	1
NHL TOTAL	403	77	120	197	220	-3	19	2	18

## NOLAN YONKMAN

D

#40

Capitals' 5th choice (37th overall) in the 1999 Entry Draft. Became a free agent, July 1, 2006.

YEAR	GP	G	A	PTS	PIM	+/-	PP	SH	GW
01-02	11	1	0	1	4	3	0	0	0
03-04	1	0	0	0	0	E	0	0	0
05-06	38	0	7	7	86	1	0	0	0
TOTAL	50	1	7	8	90	4	0	0	0
NHL TOTAL	66	1	8	9	129	9	0	0	0

## RICHARD ZEDNIK

F

#44, 20

Washington's 10th choice (249th overall) in the 1994 Entry Draft. Traded to Montreal with Jan Bulis and the Capitals' 1st choice in the 2001 Entry Draft (Alexander Perezhugin) for Trevor Linden, Dainius Zubrus and Washington's 2nd choice in the 2001 Entry Draft (traded to Tampa Bay-Andreas Holmqvist), March 13, 2001. Acquired from Montreal for Washington's 3rd choice in the 2007 Entry Draft (Olivier Fortier), July 12, 2006. Traded to NY Islanders for the Islanders' 2nd choice in the 2007 Entry Draft (Theo Ruth), Feb. 26, 2007.

YEAR	GP	G	A	PTS	PIM	+/-	PP	SH	GW
95-96	1	0	0	0	0	E	0	0	0
96-97	11	2	1	3	4	-5	1	0	0
97-98	65	17	9	26	28	-2	2	0	2
98-99	49	9	8	17	50	-6	1	0	2
99-00	69	19	16	35	54	6	1	0	2
00-01	62	16	19	35	61	-2	4	0	3
06-07	32	6	12	18	16	-4	1	0	1
TOTAL	289	69	65	134	213	-13	10	0	12
NHL TOTAL	745	200	179	379	563	-16	46	0	37

## ROB ZETTLER

D

#24

Signed as a free agent, Sept. 7, 1999. Became a free agent, July 1, 2002. Retired, August 2002.

YEAR	GP	G	A	PTS	PIM	+/-	PP	SH	GW
99-00	12	0	2	2	19	-1	0	0	0
00-01	29	0	4	4	55	0	0	0	0
01-02	49	1	4	5	56	3	0	0	0
TOTAL	90	1	10	11	130	2	0	0	0
NHL TOTAL	569	5	65	70	920	-121	0	0	0

## PETER ZESEL

F

#25

Acquired from St. Louis with Mike Lalor for Geoff Courtnall, July 13, 1990. Traded to Toronto with Bob Rouse for Al Iafate, Jan. 16, 1991.

YEAR	GP	G	A	PTS	PIM	+/-	PP	SH	GW
90-91	20	7	5	12	10	-13	6	0	0
NHL TOTAL	873	219	389	608	435	39	65	3	37

## DWAYNE ZINGER

D

#49

Signed as a free agent, July 9, 2002. Traded to Phoenix for Doug Doull, Feb. 3, 2006.

YEAR	GP	G	A	PTS	PIM	+/-	PP	SH	GW
03-04	7	0	1	1	9	2	0	0	0
NHL TOTAL	7	0	1	1	9	2	0	0	0

## DAINIUS ZUBRUS

F

#9

Acquired from Montreal with Trevor Linden and New Jersey's 2nd choice in the 2001 Entry Draft (later traded to Tampa Bay-Andreas Holmqvist) for Richard Zednik, Jan Bulis and the Capitals' 1st choice in the 2001 Entry Draft (Alexander Perezhugin), March 13, 2001. Traded to Buffalo with Timo Helbling for Jiri Novotny and Buffalo's 1st choice in the 2007 Entry Draft (later traded to San Jose-Nick Petrecki).

YEAR	GP	G	A	PTS	PIM	+/-	PP	SH	GW
00-01	12	1	1	2	7	-4	1	0	0
01-02	71	17	26	43	38	5	5	0	3
02-03	63	13	22	35	43	15	2	0	0
03-04	54	12	15	27	38	-16	6	1	2
05-06	71	23	34	57	84	3	13	0	5
06-07	60	20	32	52	50	-16	9	0	4
TOTAL	331	86	130	216	260	-13	36	1	14
NHL TOTAL	1,293	228	363	591	791	1	55	5	38



# All-Time Goaltender Register

## JOHN ADAMS

#30, 32

Purchased from San Diego (CHL), July 10, 1974. Became free agent, June 1, 1975.

YEAR	GP	MIN	GA	SO	GAA	W-L-T
74-75	8	400	46	0	6.90	0-7-0
NHL TOTAL	22	1180	85	1	4.32	9-10-1

## DON BEAUPRE

#35, 33

Acquired from Minnesota for the draft rights to Claudio Scremin, Nov. 1, 1988. Traded to Ottawa for the Senators' 5th choice in the 1995 Entry Draft (Benoit Gratton), Jan. 18, 1995.

YEAR	GP	MIN	GA	SO	GAA	W-L-T
88-89	11	578	28	1	2.91	5-4-0
89-90	48	2793	150	2	3.22	23-18-5
90-91	45	2572	113	5	2.64	20-18-3
91-92	54	3108	166	1	3.20	29-17-6
92-93	58	3282	181	1	3.31	27-23-5
93-94	53	2853	135	2	2.84	24-16-8
TOTAL	269	15186	773	12	3.05	128-96-27
NHL TOTAL	667	37396	2151	17	3.45	268-277-75

## JIM BEDARD

#1, 31

Capitals' 6th choice (91st overall) in 1976 Amateur Draft. Became free agent, Nov. 19, 1979.

YEAR	GP	MIN	GA	SO	GAA	W-L-T
77-78	43	2492	152	1	3.66	11-23-7
78-79	30	1740	126	0	4.35	6-17-6
TOTAL	73	4232	278	1	3.94	17-40-13
NHL TOTAL	73	4232	278	1	3.94	17-40-13

## MICHEL BELHUMEUR

#31, 30, 35

Acquired in 1974 Expansion Draft (2nd pick) from Philadelphia. Became free agent, June 1976.

YEAR	GP	MIN	GA	SO	GAA	W-L-T
74-75	35	1813	162	0	5.36	0-24-3
75-76	7	377	32	0	5.09	0-5-1
TOTAL	42	2190	194	0	5.32	0-29-4
NHL TOTAL	65	3306	254	0	4.61	9-36-7

## CRAIG BILLINGTON

#1

Acquired from Colorado for future considerations July 16, 1999. Released Dec. 19, 2002.

YEAR	GP	MIN	GA	SO	GAA	W-L-T
99-00	13	611	28	2	2.75	3-6-1
00-01	12	660	27	0	2.45	3-5-2
01-02	17	710	36	0	3.04	4-5-3
02-03	5	217	17	0	4.70	1-3-1
TOTAL	47	2198	108	2	2.95	11-19-7
NHL TOTAL	332	17097	1034	9	3.63	110-149-31

## ROLLIE BOUTIN

#35, 1

Capitals' 7th choice (111th overall) in the 1977 Amateur Draft. Traded to Minnesota with Wes Jarvis for Robbie Moore and future considerations, Aug. 4, 1982.

YEAR	GP	MIN	GA	SO	GAA	W-L-T
78-79	2	90	10	0	6.67	0-1-0
79-80	18	927	54	0	3.50	7-7-1
80-81	2	120	11	0	5.50	0-2-0
TOTAL	22	1137	75	0	3.96	7-10-1
NHL TOTAL	22	1137	75	0	3.96	7-10-1

## MARTIN BROCHU

#1

Acquired from Montreal for future considerations, March 15, 1996. Became free agent, July 1, 1999.

YEAR	GP	MIN	GA	SO	GAA	W-L-T
98-99	2	120	6	0	3.00	0-2-0
NHL TOTAL	9	369	22	0	3.58	0-5-0

## JIM CAREY

#30

Capitals' 2nd choice (32nd overall) in 1992 Entry Draft. Traded to Boston with Jason Allison, Anson Carter and the Capitals' 3rd choice in the 1997 Entry Draft (Lee Goren) for Adam Oates, Bill Ranford and Rick Tocchet, March 1, 1997.

YEAR	GP	MIN	GA	SO	GAA	W-L-T
94-95	28	1604	57	4	2.13	18-6-3
95-96	71	4069	153	9	2.26	35-24-9
96-97	40	2293	105	1	2.75	17-18-3
TOTAL	139	7966	315	14	2.37	70-48-15
NHL TOTAL	172	9668	416	16	2.58	79-65-16

## FREDERIC CASSIVI

#30, 35

Signed as a free agent, Aug. 11, 2005. Became a free agent, July 1, 2008.

YEAR	GP	MIN	GA	SO	GAA	W-L-T
05-06	1	59	4	0	4.07	0-1-0
06-07	4	139	6	0	2.59	0-1-1
TOTAL	5	198	10	0	3.04	0-2-1
NHL TOTAL	13	628	38	0	3.63	3-6-1

## SEBASTIEN CHARPENTIER

#35

Capitals' 4th choice in the 1995 Entry Draft. Became a free agent, July 1, 2004.

YEAR	GP	MIN	GA	SO	GAA	W-L-T
01-02	2	122	5	0	2.46	1-1-0
02-03	17	859	40	0	2.79	5-7-1
03-04	7	369	21	0	3.41	0-6-0
TOTAL	26	1350	66	0	2.93	6-14-1
NHL TOTAL	26	1350	66	0	2.93	6-14-1

## ROGER CROZIER

#31

Signed as a free agent, Jan. 1, 1977. Retired, April 1977.

YEAR	GP	MIN	GA	SO	GAA	W-L-T
76-77	3	103	2	0*	1.17	1-0-0
NHL TOTAL	518	28567	1446	30	3.04	206-197-70

\*Shared shutout with Ron Low

## BYRON DAFOE

#35

Capitals' 2nd choice (35th overall) in 1989 Entry Draft. Traded to Los Angeles with Dmitri Khristich for the Kings' 1st choice (Alexander Volchikov) and the Stars' 4th choice (Justin Davis) in the 1996 Entry Draft, July 8, 1995.

YEAR	GP	MIN	GA	SO	GAA	W-L-T
92-93	1	1	0	0	0.00	0-0-0
93-94	5	230	13	0	3.39	2-2-0
94-95	4	187	11	0	3.53	1-1-1
TOTAL	10	418	24	0	3.44	3-3-1
NHL TOTAL	415	23478	1051	26	2.69	171-170-56

## PHILIPP GRUBAUER

#31

Capitals' fourth-round choice, 112th overall, in the 2010 Entry Draft. Traded to Colorado along with Brooks Orpik for a 2018 second-round pick (Kody Clark).

YEAR	GP	MIN	GA	SO	GAA	W-L-T
12-13	2	84	5	0	3.57	0-1-0
13-14	17	883	35	0	2.38	6-5-0
14-15	1	65	2	0	1.85	1-0-0
15-16	22	1,111	43	0	2.32	8-9-1
16-17	24	1,265	43	3	2.04	13-6-2
17-18	35	1,865	73	3	2.35	15-10-3
TOTAL	101	5,273	201	6	2.29	43-31-11

## JAROSLAV HALAK

#41

Acquired with a 3rd-round 2015 Entry Draft pick from Buffalo in exchange for Michal Neuvirth and Rostislav Klesla, March 5, 2014. Traded to NY Islanders for a fourth-round pick in the 2014 NHL Draft (Igor Shesterkin), May 1, 2014.

YEAR	GP	MIN	GA	SO	GAA	W-L-T
13-14	12	701	27	1	2.31	4-4-0
NHL TOTAL	449	25,821	1,076	42	2.50	232-150-48

## COREY HIRSCH

#34

Signed as a free agent, Oct. 27, 2000. Became a free agent, July 2002.

YEAR	GP	MIN	GA	SO	GAA	W-L-T
00-01	1	20	0	0	0.00	1-0-0
NHL TOTAL	108	5775	301	4	3.13	34-45-14

## BRADEN HOLTBY

#70

Capitals' 4th choice (93rd overall) in the 2008 NHL Entry Draft.

YEAR	GP	MIN	GA	SO	GAA	W-L-T
10-11	14	736	22	2	1.79	10-2-2
11-12	7	361	15	1	2.49	4-2-1
12-13	36	2,089	15	1	2.49	4-2-1
13-14	48	2,656	126	4	2.85	23-15-4
14-15	73	4,247	157	9	2.22	41-20-10
15-16	66	3,841	141	3	2.20	48-9-7
16-17	63	3,680	127	9	2.07	42-13-6
17-18	54	3,068	153	0	2.99	34-16-4
NHL TOTAL	361	20,679	831	32	2.41	225-89-35

## JIM HRIVNAK

#35, 39

Capitals' 4th choice (61st overall pick) in the 1986 Entry Draft. Traded to Winnipeg for Rick Tabaracci, March 22, 1993.

YEAR	GP	MIN	GA	SO	GAA	W-L-T
89-90	11	609	36	0	3.55	5-5-0
90-91	9	432	26	0	3.61	4-2-1
91-92	12	605	35	0	3.47	6-3-0
92-93	27	1,421	83	0	3.50	13-9-2
TOTAL	59	3,067	180	0	3.52	28-19-3
NHL TOTAL	85	4,217	262	0	3.73	34-30-3

# All-Time Goaltender Register

## CRISTOBAL HUET

#38

Acquired from Montreal for Anaheim's 2nd choice in the 2009 Entry Draft. Became a free agent, July 1, 2008.

YEAR	GP	MIN	GA	SO	GAA	W-L-OT
07-08	13	771	21	2	1.63	11-2-0
NHL TOTAL	272	15260	625	24	2.46	129-90-36

## GARY INNESS

#31

Signed as a free agent, Dec. 19, 1978. Retired following 1980-81 season.

YEAR	GP	MIN	GA	SO	GAA	W-L-T
78-79	37	2107	130	0	3.70	14-14-8
79-80	14	727	44	0	3.63	2-9-2
80-81	3	180	9	0	3.00	0-1-2
TOTAL	54	3014	183	0	3.64	16-24-12
NHL TOTAL	162	8710	494	2	3.40	58-61-27

## AL JENSEN

#35

Acquired from Detroit for Mark Lofthouse, July 23, 1981. Traded to Los Angeles for Garry Galley, Feb. 14, 1987.

YEAR	GP	MIN	GA	SO	GAA	W-L-T
81-82	26	1274	81	0	3.81	8-8-4
82-83	40	2358	135	1	3.44	22-12-6
83-84	43	2414	117	4	2.91	25-13-3
84-85	14	803	34	1	2.54	10-3-1
85-86	44	2437	129	2	3.18	28-9-3
86-87	6	328	27	0	4.94	1-3-1
TOTAL	173	9614	523	8	3.26	94-48-18
NHL TOTAL	179	9974	557	8	3.35	95-53-18

## BRENT JOHNSON

#1

Claimed off waivers from Vancouver, Oct. 4, 2005. Became a free agent, July 1, 2009.

YEAR	GP	MIN	GA	SO	GAA	W-L-OT
05-06	26	1413	81	1	3.44	9-12-1
06-07	30	1644	99	0	3.61	6-15-7
07-08	19	1032	46	0	2.67	7-8-2
08-09	21	1131	53	0	2.81	12-6-2
TOTAL	96	5220	279	1	3.21	34-41-12
NHL TOTAL	309	16,978	744	14	2.63	140-112-31

## OLIE KOLZIG

#31, 35, 37

Capitals' 1st choice (19th overall) in the 1989 Entry Draft. Became a free agent, July 1, 2008.

YEAR	GP	MIN	GA	SO	GAA	W-L-T
89-90	2	120	12	0	6.00	0-2-0
92-93	1	20	2	0	6.00	0-0-0
93-94	7	224	20	0	5.36	0-3-0
94-95	14	724	30	0	2.49	2-8-2
95-96	18	897	46	0	3.08	4-8-2
96-97	29	1645	71	2	2.59	8-15-4
97-98	64	3788	139	5	2.20	33-18-10
98-99	64	3586	154	4	2.58	26-31-3
99-00	73	4371	163	5	2.24	41-20-11
00-01	72	4279	177	5	2.48	37-26-8
01-02	71	4131	192	6	2.79	31-29-8
02-03	66	3894	156	4	2.40	33-25-6
03-04	63	3738	180	2	2.89	19-35-9
05-06	59	3506	206	0	3.53	20-28-11
06-07	54	3184	159	1	3.00	22-24-6
07-08	54	3153	153	1	2.91	25-21-6
TOTAL	711	41259	1860	35	2.70	301-293-86
NHL TOTAL	719	41671	1885	35	2.71	303-297-87

## MIKE LIUT

#1

Acquired from Hartford for Yvon Corriveau, March 6, 1990. Became a free agent, June 1, 1992.

YEAR	GP	MIN	GA	SO	GAA	W-L-T
89-90	8	478	17	1	2.13	4-4-0
90-91	35	1834	114	0	3.73	13-16-3
91-92	21	1123	70	1	3.74	10-7-2
TOTAL	64	3435	201	2	3.51	27-27-5
NHL TOTAL	664	38215	2221	25	3.49	294-271-74

## RON LOW

#1, 30

Acquired in the 1974 Expansion Draft (1st pick) from Toronto. Signed by Detroit as a free agent, Aug. 17, 1977. (Agreed compensation: Walt McKechnie, Detroit's 3rd choice in the 1978 Amateur Draft – John Johnston – and its 2nd choice in the 1979 Entry Draft – Errol Rausse; Washington sent its 3rd choice in the 1979 Entry Draft – Boris Fistic – to Detroit.)

YEAR	GP	MIN	GA	SO	GAA	W-L-T
74-75	48	2587	235	1	5.45	8-36-2
75-76	43	2289	208	0	5.45	6-31-2
76-77	54	2918	188	0*	3.87	16-27-5
TOTAL	145	7795	631	1	4.86	30-94-9
NHL TOTAL	382	20502	1463	4	4.28	102-203-38

\* Shared shutout with Roger Crozier

## CLINT MALARCHUK

#30

Acquired from Quebec with Dale Hunter for Gaetan Duchesne, Alan Haworth and Washington's 1st choice in the 1987 Entry Draft (Joe Sakic), June 13, 1987. Traded to Buffalo with Grant Ledyard and the Capitals' 6th choice in the 1991 Entry Draft (Brian Holzinger) for Calle Johansson and Buffalo's 2nd choice in the 1989 Entry Draft (Byron Dafe), March 7, 1989.

YEAR	GP	MIN	GA	SO	GAA	W-L-T
87-88	54	2926	154	4	3.16	24-20-4
88-89	42	2428	141	1	3.48	16-18-7
TOTAL	96	5354	295	5	3.31	40-38-11
NHL TOTAL	338	19030	1100	12	3.47	141-130-45

## BOB MASON

#31

Signed as a free agent from the US Olympic Team, Feb. 21, 1984. Signed as a free agent by Chicago, June 12, 1988. Acquired from Quebec for future considerations, June 17, 1989. Became a free agent, June 1, 1990.

YEAR	GP	MIN	GA	SO	GAA	W-L-T
83-84	2	120	3	0	1.50	2-0-0
84-85	12	661	31	1	2.81	8-2-1
85-86	1	16	0	0	0.00	1-0-0
86-87	45	2536	137	0	3.24	20-18-5
89-90	16	822	48	0	3.50	4-9-1
TOTAL	76	4155	219	1	3.16	35-29-7
NHL TOTAL	145	7988	500	1	3.76	55-65-16

## ROBBIE MOORE

#39

Acquired from Minnesota with future considerations for Rollie Boutin and Wes Jarvis, Aug. 4, 1982. Became a free agent, June 1, 1983.

YEAR	GP	MIN	GA	SO	GAA	W-L-T
82-83	1	20	1	0	3.00	0-1-0
NHL TOTAL	6	257	8	2	1.87	3-1-4

## MICHAEL NEUVIRTH

#30

Capitals' 3rd choice (34th overall) in 2006 Entry Draft. Traded to Buffalo with Rostislav Klesla for Jaroslav Halak and a third-round pick (Robin Kovacs) in the 2015 NHL Draft, March 5, 2014.

YEAR	GP	MIN	GA	SO	GAA	W-L-OT
08-09	5	220	11	0	3.00	2-1-0
09-10	17	872	40	0	2.75	9-4-0
10-11	48	2689	110	4	2.45	27-12-4
11-12	38	2,020	95	3	2.82	13-13-5
12-13	13	723	33	0	2.74	4-5-2
13-14	13	767	36	0	2.82	4-6-2
NHL TOTAL	250	13,487	600	11	2.67	104-89-25

## MAXIME OUELLET

#33

Acquired from Philadelphia with the Flyers' 1st (later traded to Dallas-Martin Vagner), 2nd (Maxime Daigneault) and 3rd (Derek Krestanovich) choices in the 2002 Entry Draft for Adam Oates, March 19, 2002. Traded to Vancouver for the Canucks' 5th choice in the 2006 Entry Draft (later traded to NY Rangers-Tomas Zaborsky), Dec. 2, 2006.

YEAR	GP	MIN	GA	SO	GAA	W-L-T
03-04	6	365	19	1	3.12	2-3-1
NHL TOTAL	12	663	34	1	3.08	2-6-2

## MIKE PALMATEER

#29

Acquired from Toronto with Maple Leaf's 3rd choice in the 1980 Entry Draft (Torrie Robertson) for Robert Picard, Tim Coulis and Washington's 2nd choice in the 1980 Entry Draft (Bob McGill), June 11, 1980. Traded to Toronto for future considerations, Sept. 9, 1982.

YEAR	GP	MIN	GA	SO	GAA	W-L-T
80-81	49	2679	172	2	3.85	18-19-9
81-82	11	584	47	0	4.83	2-7-2
TOTAL	60	3263	219	2	4.03	20-26-11
NHL TOTAL	356	20131	1183	17	3.53	149-138-52

## DAVE PARRO

#30

Acquired from Quebec for Nelson Burton, June 15, 1979. Released from contract, June 1, 1984.

YEAR	GP	MIN	GA	SO	GAA	W-L-T
80-81	18	811	49	1	3.63	4-7-2
81-82	52	2942	206	1	4.20	16-26-7
82-83	6	261	19	0	4.37	1-3-1
83-84	1	1	0	0	0.00	0-0-0
TOTAL	77	4015	274	2	4.09	21-36-10
NHL TOTAL	77	4015	274	2	4.09	21-36-10

## JUSTIN PETERS

#35

Signed as a free agent, July 1, 2014.

YEAR	GP	MIN	GA	SO	GAA	W-L-T
14-15	12	647	35	0	3.25	3-6-0
NHL TOTAL	83	4,483	230	3	3.08	25-38-9



# All-Time Goaltender Register

## PETE PEETERS

#1

Acquired from Boston for Pat Riggin, Nov. 14, 1985. Became a free agent, June 1989.

YEAR	GP	MIN	GA	SO	GAA	W-L-T
85-86	34	2021	113	1	3.35	19-11-3
86-87	37	2002	107	0	3.21	17-11-4
87-88	35	1896	88	2	2.78	14-12-5
88-89	33	1854	88	4	2.85	20-7-3
TOTAL	139	7773	396	7	3.06	70-41-15
NHL TOTAL	489	27699	1424	21	3.08	246-155-51

## BILL RANFORD

#30

Acquired from Boston with Adam Oates and Rick Tocchet for Jim Carey, Anson Carter, Jason Allison and Washington's 3rd choice in the 1997 Entry Draft (Lee Goren), March 1, 1997. Traded to Tampa Bay in exchange for Tampa's 3rd choice in the 1998 Entry Draft (Todd Homung), June 17, 1998.

YEAR	GP	MIN	GA	SO	GAA	W-L-T
96-97	18	1009	46	0	2.74	8-7-2
97-98	22	1183	55	0	2.79	7-12-2
TOTAL	40	2192	101	0	2.76	15-19-4
NHL TOTAL	647	35936	2042	15	3.41	240-279-76

## ALAIN RAYMOND

#31

Capitals' 8th choice (224th overall) in the 1983 Entry Draft. Became a free agent, June 1990.

YEAR	GP	MIN	GA	SO	GAA	W-L-T
87-88	1	40	2	0	3.00	0-1-0
NHL TOTAL	1	40	2	0	3.00	0-1-0

## PAT RIGGIN

#1

Acquired from Calgary with Ken Houston for Howard Walker, George White, Quebec's 6th choice in the 1982 Entry Draft (Mats Kihlstrom), the Capitals' 3rd choice in the 1983 Entry Draft (Perry Berezan) and the Capitals' 2nd choice in the 1984 Entry Draft (Paul Ranheim), June 9, 1982. Traded to Boston for Pete Peeters, Nov. 14, 1985.

YEAR	GP	MIN	GA	SO	GAA	W-L-T
82-83	38	2161	121	0	3.36	16-9-9
83-84	41	2299	102	4	2.66	21-14-2
84-85	57	3388	168	2	2.98	28-20-7
85-86	7	369	23	0	3.74	2-3-1
TOTAL	143	8217	414	6	3.02	67-46-19
NHL TOTAL	350	19872	1135	11	3.43	153-120-52

## MIKE ROSATI

#40

Signed as a free agent on July 15, 1998. Became a free agent, July 1, 1999.

YEAR	GP	MIN	GA	SO	GAA	W-L-T
98-99	1	28	0	0	0.00	1-0-0
NHL TOTAL	1	28	0	0	0.00	1-0-0

## GARY SMITH

#1

Signed as a free agent from Minnesota, Sept. 3, 1977. Sold to Minnesota, Feb. 19, 1978.

YEAR	GP	MIN	GA	SO	GAA	W-L-T
77-78	17	980	68	0	4.16	2-12-3
NHL TOTAL	532	29619	1675	26	3.39	173-261-74

## RASTISLAV STANA

#1

Capitals' 8th choice (193rd overall) in the 1998 Entry Draft. Became a free agent, July 1, 2004.

YEAR	GP	MIN	GA	SO	GAA	W-L-T
03-04	6	211	11	0	3.13	1-2-0
NHL TOTAL	6	211	11	0	3.13	1-2-0

## WAYNE STEPHENSON

#35

Acquired from Philadelphia for Washington's 3rd choice in the 1981 Entry Draft (Barry Tabobondung), Aug. 16, 1979. Retired following the 1980-81 season for medical reasons.

YEAR	GP	MIN	GA	SO	GAA	W-L-T
79-80	56	3146	187	0	3.57	18-24-10
80-81	20	1010	66	1	3.92	4-7-5
TOTAL	76	4156	253	1	3.65	22-31-15
NHL TOTAL	328	18343	937	14	3.06	146-103-49

## RICK TABARACCI

#31

Acquired from Winnipeg for Jim Hrivnak, March 22, 1993. Traded to Calgary for the Flames' 5th choice in the 1995 Entry Draft (Joel Cort), April 7, 1995. Re-acquired from Calgary for future considerations, Aug. 7, 1998.

YEAR	GP	MIN	GA	SO	GAA	W-L-T
92-93	6	343	10	2	1.75	3-2-0
93-94	32	1770	91	2	3.08	13-14-2
94-95	8	394	16	0	2.44	1-3-2
98-99	23	1193	50	2	2.51	4-12-3
TOTAL	69	3700	157	6	2.55	21-31-7
NHL TOTAL	286	15255	760	15	2.99	93-125-30

## JOSE THEODORE

#60

Signed as a free agent, July 1, 2008. Became a free agent, July 1, 2010.

YEAR	GP	MIN	GA	SO	GAA	W-L-T
08-09	57	3287	157	2	2.87	32-17-5
09-10	47	2586	121	1	2.81	30-7-2
TOTAL	104	5873	278	3	2.84	62-24-12
NHL TOTAL	648	36,606	1,635	33	2.38	286-254-30

## SEMYON VARLAMOV

#40, 1

Capitals' 2nd choice (23rd overall) in 2006 Entry Draft. Traded to Colorado for a first round pick in the 2012 NHL Entry Draft (Filip Forsberg) and Boston's second round pick in the 2012 NHL Entry Draft (traded to Dallas, selected Mike Winther).

YEAR	GP	MIN	GA	SO	GAA	W-L-T
08-09	6	329	13	0	2.37	4-0-1
09-10	26	1527	65	2	2.55	15-4-6
10-11	27	1560	58	2	2.23	11-9-5
TOTAL	59	3416	136	4	2.39	30-13-12
NHL TOTAL	399	22,832	1,009	23	2.65	193-150-41

## TOMAS VOKOUN

#29

Signed as a free agent, July 2, 2011. Traded to Pittsburgh in exchange for Pittsburgh's 7th choice in the 2012 Entry Draft (Sergey Kostenko), June 4, 2012.

YEAR	GP	MIN	GA	SO	GAA	W-L-T
11-12	48	2,583	108	4	2.51	25-17-2
NHL TOTAL	700	39,694	1,688	51	2.55	300-288-35

## BERNIE WOLFE

#30

Signed as a free agent, Oct. 1, 1974. Retired, Oct. 9, 1979.

YEAR	GP	MIN	GA	SO	GAA	W-L-T
75-76	40	2134	148	0	4.16	5-23-7
76-77	37	1779	114	1	3.84	7-15-9
77-78	25	1328	94	0	4.25	4-14-4
78-79	18	863	68	0	4.73	4-9-1
TOTAL	120	6104	424	1	4.17	20-61-21
NHL TOTAL	120	6104	424	1	4.17	20-61-21

## MATT YEATS

#31

Signed as a free agent, March 19, 2004. Became a free agent, July 1, 2004.

YEAR	GP	MIN	GA	SO	GAA	W-L-T
03-04	5	258	13	0	3.02	1-3-0
NHL TOTAL	5	258	13	0	3.02	1-3-0

# All-Time Sweater Numbers

## 1

Ron Low	1974-77
Gary Smith	1977-78
Jim Bedard	1978-79
Rollie Boutin	1979-81
Pat Riggins	1982-85
Pete Peeters	1985-89
Mike Liut	1990-92
Martin Brochu	1998-99
Craig Billington	1999-02
Rastislav Stana	2003-04
Brent Johnson	2005-09
Semyon Varlamov	2010-11

## 2

Doug Mohns	1974-75
Jack Lynch	1975-79
Greg Theberge	1979-80
Pat Ribble	1980-81
Greg Theberge	1981-82
Tony Camazzola	1981-82
Doug Hicks	1981-83
Greg Theberge	1983-84
Mike McEwen	1984-85
Dwight Schofield	1985-86
Garry Galley	1987-88
Bill Houlder	1988-90
Joel Quenneville	1990-91
Ken Sabourin	1991-92
Jim Johnson	1994
Ken Klee	1995-03
Josef Boumedienne	2003-04
Brian Pothier	2006-10
Matt Niskanen	2014-18

## 3

Greg Joly	1974-76
Bill Mikkelsen	1976-77
Jean Lemieux	1977-78
Peter Scamurra	1978-80
Howard Walker	1980-82
Jim McTaggart	1981-82
Scott Stevens	1982-90
Mikhail Tatarinov	1990-91
Sylvain Cote	1991-98
Stewart Malgunas	1998-99
Jamie Huscroft	1999-00
Sylvain Cote	2000-02
Jason Doig	2003-04
Lawrence Nycholat	2006-07
Tom Poti	2007-13

## 4

Bill Mikkelsen	1974-75
Bob Paradise	1975-77
Larry Bolonchuk	1977-78
Leif Svensson	1978-80
Jim McTaggart	1980-81
Jay Johnston	1981-82
Randy Holt	1981-83
Paul MacKinnon	1983-84
Kevin Hatcher	1984-94
Jim Johnson	1995-96
Stewart Malgunas	1996-98
Sergei Gonchar	1998-99
Brad Shaw	1999
Alexei Tezikov	1998-00
Frantisek Kucera	2001-02
Rick Berry	2002-04
John Erskine	2006-14
Taylor Chorney	2015-18

## 5

Joe Lundrigan	1974-75
Willy Brossart	1975-76
Rick Green	1976-82
*Rod Langway	1982-93
*No. retired Nov. 26, 1997	

## 6

Gord Smith	1974-75
Peter Scamurra	1975-76
Gord Smith	1976-79
Errol Rausse	1979-80
Darren Veitch	1980-86
John Barrett	1986-87
Chris Felix	1987-88
Grant Ledyard	1988-89
Calle Johansson	1989-03
Jamie Heward	2005-07
Dennis Wideman	2011-12
Tim Gleason	2014-15
Mike Weber	2015-16
Michal Kempny	2017-18

## 7

*Yvon Labre	1974-81
*No. retired Nov. 7, 1981	

## 8

Murray Anderson	1974-75
Don McLean	1975-76
Gord Smith	1975-76
Larry Bolonchuk	1976-77
Bill Riley	1976-79
Dave Forbes	1978-79
Nelson Burton	1978-79
Rick Bragnolo	1978-79
Mark Lofthouse	1979-81
Greg Theberge	1980-81
Jay Johnston	1980-81
Tim Tookey	1981-82
Lee Norwood	1981-83
Larry Murphy	1983-89
Bob Rouse	1989-91
Ken Sabourin	1991
Dimitri Krstich	1991-95
Richard Zednik	1995-96
Jan Bulis	1997-00
Dmitri Khristich	2000-02
Josh Green	2002-03
Steve Eminger	2003-04
Alex Ovechkin	2005-18

## 9

Dave Kryskow	1974-75
Ace Bailey	1975-78
Ryan Walter	1978-82
Brian Engblom	1982-84
Dave Jensen	1985-87
Mike Millar	1988-89
Nick Kyreos	1989-92
Dave Poulin	1993-95
Keith Jones	1995-96
Curtis Leschysyn	1996
Todd Krygier	1997-98
Tom Chorske	1998-99
Joe Murphy	1999-00
Dainius Zubrus	2001-07
Brendan Morrison	2009-10
Mike Ribeiro	2013
Dmitry Orlov	2014-18

## 10

Gord Brooks	1974-75
Ron Anderson	1974-75
Blair Stewart	1975-76
Doug Patey	1976-77
Walt McKechnie	1977
Bob Girard	1977-78
Ulf Dahlen	1978-81
Bob Carpenter	1981-87
Kelly Miller	1987-99
Ulf Dahlen	1999-02
Matt Bradley	2005-11
Martin Erat	2012-14
Mike Richards	2015-16
Brett Connolly	2016-18

## 11

Jack Egers	1974-76
Brian Kinsella	1976-77
Craig Patrick	1976-79
Mark Lofthouse	1977-78
Greg Carroll	1978-79
Brent Tremblay	1978-79
*Mike Gartner	1979-89
Tim Bergland	1990-92
Bob Carpenter	1992-93
Tim Bergland	1994
Jeff Nelson	1995-96
Esa Tikkanen	1998
Jeff Halpern	1999-06
*No. retired Dec. 28, 2008	

## 12

Bob Gryp	1974-75
Steve Atkinson	1974-75
Ron Anderson	1974-75
Hartland Monahan	1975-77
Nelson Burton	1977-78
Rick Bragnolo	1977-78
Michel Bergeron	1978-79
Bill Riley	1978-79
Doug Patey	1978-79
Dennis Hextall	1978-79
Tony Cassolato	1979-80
Gary Rissling	1979-80
Bengt Gustafsson	1979-81
Mike Sitala	1981-82
Errol Rausse	1981-82
Glen Currie	1981-85
Jorgen Pettersson	1985-86
Garry Sampson	1986-87
Garry Galley	1986-87
Peter Sundstrom	1987-89
John Tucker	1990
Peter Bondra	1990-04
Jeff Friesen	2005-06

## 13

Andrei Nikolishin	1996-02
Bates Battaglia	2003-04
Joey Tenute	2005-06
Jiri Novotny	2006-07
Jakub Vrana	2016-18

## 14

Tommy Williams	1974-75
Gerry Meehan	1975-79
Blair Stewart	1978-79
Antero Lehtonen	1979-80
Dwayne Lowdermilk	1980-81
Errol Rausse	1980-81
Gaetan Duchesne	1981-87
Mike Richard	1987-88
Geoff Courtinall	1988-90
Dave Tippett	1990-92
Kevin Miller	1992
Paul Cavallini	1992-93
Pat Peake	1993-98
Patrik Augusta	1998-99
Patrice Lefebvre	1998-99
Joe Sacco	1999-02
Kip Miller	2002-04
Eric Fehr	2006-08
Tomas Fleischmann	2008-10
Justin Williams	2015-17
Anthony Peluso	2017-18

## 15

Denis Dupere	1974-75
Stan Gilbertson	1974-76
Guy Charron	1976-81
Wes Jarvis	1981-82
Mike Sitala	1981-82
Alan Haworth	1982-87
Neil Sheehy	1988-91
Reggie Savage	1992-93
Keith Acton	1993
Jeff Nelson	1995
Steve Poapst	1996
Dmitri Mironov	1998-01
Boyd Gordon	2003-11
Jeff Halpern	2011-12
Joey Crabb	2013

## 16

Mike Marson	1974-79
Michel Bergeron	1978-79
Doug Patey	1978-79
Bengt Gustafsson	1981-86
Bengt Gustafsson	1987-89
Alan May	1989-94
Stefan Ustorf	1995-96
Kris Beech	2000
Trevor Linden	2001
A. Salomonsson	2002-03
Brian Sutherby	2003-07
Eric Fehr	2008-15

## 17

Rod Seiling	1974
Willy Brossart	1974-75
John Paddock	1975
Jean Lemieux	1975-77
Tom Rowe	1977-80
Tim Coulis	1979-80
Wes Jarvis	1980-81
Timo Blomqvist	1981-85
John Blum	1986-87
Mike Ridley	1987-94
Sergei Gonchar	1995
Chris Simon	1996-02
John Gruden	2003-04
Chris Clark	2005-10
D.J. King	2010-12
Wojtek Wolski	2012-13
Dustin Penner	2013-14
Aaron Volpatti	2014-15

## 18

Bill Riley	1974-75
Ron Jones	1974-75
Rick Bragnolo	1975-77
Eddy Godin	1977-79
Greg Polis	1978-80
Harvie Pocza	1979-80
Glen Currie	1979-80
Tim Tookey	1980-81
Roland Stoltz	1981-82
Lou Franceschetti	1981-82
Craig Laughlin	1982-88
Doug Wickenheiser	1989-90
Steve Maltais	1990-91
Randy Burridge	1991-95
Andrew Brunette	1995-98
Trevor Halverson	1998-99
Matt Pettinger	2001-08
Eric Belanger	2009-10
Marco Sturm	2011
Chandler Stephenson	2015-18

## 19

Pete Laframboise	1974-75
Jack Lynch	1975
Bob Gryp	1975-76
Steve Self	1976-77
Bryan Watson	1976-79
Chuck Arnason	1978-79
Paul MacKinnon	1979-82
Ken Houston	1982-83
Peter Andersson	1983-86
Greg Smith	1986-88
John Druce	1988-92
Pat Elynuik	1992-93
Enrico Ciccone	1993-94
Brendan Witt	1995-06
Nicklas Backstrom	2007-18

## 20

Bill Lesuk	1974-75
Tony White	1975-78
Mark Lofthouse	1978-79
Tim Coulis	1979-80
Claude Noel	1979-80
Mike Kaszycki	1979-80
Gary Rissling	1979-80
Greg Theberge	1981-84
Gary McAdam	1983-84
Gary Sampson	1983-86
Michal Pivonka	1986-99
Glen Metropolit	1999-02
Robert Lang	2002-04
Petr Sykora	2005-06
Rico Fata	2005-06
Keith Aucoin	2008-11
Troy Brouwer	2011-15
Ryan Stanton	2015-16
Lars Eller	2016-18



# All-Time Sweater Numbers

## 21

Steve Atkinson	1974-75
Mike Lampman	1975-77
Dave Forbes	1977-78
Dennis Maruk	1978-83
Andre Hidi	1983-85
Mark Taylor	1985-86
Daryl Evans	1985-86
Grant Martin	1985-86
Michal Pivonka	1987-88
Steve Leach	1986-91
Todd Krygier	1991-94
Todd Krygier	1996-97
Jeff Toms	1997-00
James Black	2000-01
Glen Metropolit	2002-03
Brooks Laich	2004-16

## 22

Lew Morrison	1974
Ron Lalonde	1974-79
Dennis Hextall	1979-80
Brent Tremblay	1979-80
Jean Pronovost	1980-82
Todd Bidner	1981-82
Torrie Robertson	1982-83
Paul MacKinnon	1982-83
Greg Adams	1983-88
Shawn Cronin	1988
Dino Ciccarelli	1988-92
Steve Konowalchuk	1992-03
Boyd Kane	2005-06
Rico Fata	2006-07
Mike Knuble	2009-12
Curtis Glencross	2014-15
Kevin Shattenkirk	2016-17
Madison Bowey	2017-18

## 23

Mike Bloom	1974-75
Blair Stewart	1975-78
Doug Patey	1977-78
Gary Rissling	1978-79
Claude Noel	1979-80
Wes Jarvis	1979-80
Dennis Ververgaert	1980-81
Todd Bidner	1981-82
Jim McGeough	1981
Bobby Gould	1981-89
Rob Murray	1989-90
Paul MacDermid	1992-93
Kevin Kaminski	1993-97
Brian Bellows	1998-99
Miika Elomo	1999-00
Trent Whitfield	2000-01
Ivan Ciernik	2002
Trent Whitfield	2002-04
Ivan Majesky	2005-06
Milan Jurcina	2006-10
Scott Hannan	2010-11
Keith Aucoin	2011-12
Tyson Strachan	2013-14
Chris Conner	2014-15
Zach Sill	2015-16

## 24

Paul Nicholson	1974-76
Larry Fullan	1974-75
Brian Kinsella	1975-76
Larry Bolonchuk	1975-76
Ron Jones	1975-76
Brian Stapleton	1975-76
Alex Forsyth	1976-77
Tom Rowe	1976-77
Robert Picard	1977-80
Bob Kelly	1980-82
Howard Walker	1981-82
Tom Rowe	1981-82
Eric Calder	1982-83
Bryan Erickson	1983-85
Daryl Evans	1985-86
Jeff Greenlaw	1986-88
Jeff Greenlaw	1991-92
Mark Tinordi	1995-99
Rob Zettler	1999-02
Brian Willisie	2003-06
Kris Beech	2006-07
Matt Cooke	2007-08
Scott Walker	2009-10
Brian Willisie	2011
Aaron Volpatti	2012-14
Riley Barber	2016-17

## 25

Jim Hryciuk	1974-75
Gord Lane	1975-76
Bob Sirois	1975-80
Torrie Robertson	1980-81
Tony Cassolato	1980-81
Terry Murray	1981-82
Doug Jarvis	1982-85
Grant Martin	1985-87
Bob Crawford	1986-87
Lou Franceschetti	1987-89
Robin Bawa	1989
Peter Zedel	1990-91
John Kordic	1991
Shawn Chambers	1991-92
Jason Woolley	1992-94
Rob Pearson	1995
Brad Church	1997-98
Barrie Moore	1999-00
Terry Yake	2000-01
Mike Grier	2002-04
Andrew Cassels	2005-06
David Steckel	2006-07
Viktor Kozlov	2007-09
Jason Chimera	2009-16
Devante Smith-Pelly	2009-16

## 26

Andre Peloffy	1974-75
Tony White	1974-75
Nelson Pyatt	1974-76
Bill Collins	1976-78
Bob Girard	1978-80
Steve Clippingdale	1979-80
Pierre Bouchard	1980-82
Jay Johnston	1981-82
Eric Calder	1981-82
Milan Novy	1982-83
Dave Shand	1983-85
Yvon Corriveau	1986-89
Steve Maltais	1990
Mike Lalor	1990-92
Keith Jones	1992-95
Denis Chasse	1996
Stewart Malgunas	1996
Keith Jones	1996
Ryan Mulhern	1997
Matt Herr	1998-01
Shaone Morrisonn	2004-10
Matt Hendricks	2010-13
Daniel Winnik	2015-17

## 27

Bruce Cowick	1974-75
Harvey Bennett	1975-77
Paul Nicholson	1976-77
Mark Lofthouse	1977-78
Nelson Burton	1977-78
Rick Bragnolo	1977-78
Paul Mulvey	1978-81
Orest Kindrachuk	1981-82
Harvie Pocza	1981-82
Dave Christian	1983-89
Bob Joyce	1989-91
Mark Hunter	1992
Craig Berube	1993-99
Terry Yake	2000
Craig Berube	2000-01
Chris Ferraro	2001
Ivan Ciernik	2002-03
Craig Johnson	2004
Ben Clymer	2005-07
Karl Alzner	2008-17

## 28

Gord Lane	1976-79
Glen Currie	1979-82
Chris Valentine	1981-84
Dean Evason	1984-85
Mark Taylor	1985-86
Gary Sampson	1986-87
Paul Cavallini	1987
Grant Ledyard	1988
Chris Felix	1988-90
Brad Schlegel	1992
John Slaney	1993-95
Eric Charron	1996
Jan Benda	1997
Jeff Brown	1998
James Black	1998-00
Matt Pettinger	2000-01
Jason Marshall	2001
Peter Ferraro	2001
Alexander Semin	2003-04
Kris Beech	2005-06
Alexander Semin	2006-12
Paul Carey	2015-17
Jakub Jerabek	2017-18

## 29

Peter Scamurra	1976-77
Doug Gibson	1977-78
Pierre Bouchard	1978-80
Mike Palmateer	1980-82
Ted Bulley	1982-83
Dean Evason	1983-85
Kevin Hatcher	1984-85
Steve Leach	1986
Ed Kastelic	1985-88
Jim Thomson	1988-89
Scot Kleinedorst	1989-90
Mark Ferner	1990
Dimitri Khristich	1990-91
Jason Woolley	1992
Bob Babcock	1992
Joe Reekie	1994-02
Joel Kwiatkowski	2003-04
Jamie Hunt	2006-07
Tomas Vokoun	2011-12
Ryan Stoa	2013-14
Christian Djoos	2017-18

## 30

John Adams	1974-75
Ron Low	1974-75
Micheal Belhumeur	1975-76
Bernie Wolfe	1975-79
Dave Parro	1980-84
Paul Gardner	1984-85
Yves Beaudoin	1985-86
Paul Cavallini	1987
Clint Malarchuk	1987-89
Jim Carey	1995-97
Bill Ranford	1997-98
Corey Hirsch	2001
Frederic Cassivi	2005-06
Michal Neuvirth	2008-14

## 31

Michel Belhumeur	1974-75
Roger Crozier	1976-77
Jim Bedard	1977-78
Gary Inness	1978-81
Archie Henderson	1980-81
Bob Mason	1983-87
Alain Raymond	1987
Bob Mason	1989-90
Olie Kolzig	1993
Rick Tabaracci	1993-95
Rick Tabaracci	1998-99
Corey Hirsch	2001
Matt Yeats	2003-04
Philipp Grubauer	2012-18

## 32

John Adams	1974-75
Torrie Robertson	1981-83
Lou Franceschetti	1983-87
*Dale Hunter	1987-99

\*No. retired March 11, 2000

## 33

John Blum	1986-87
Grant Jennings	1988
Don Beaupre	1989-94
Anson Carter	1996-97
Steve Poapst	1998-99
Jim McKenzie	2000
Benoit Hogue	2002
Maxime Ouellet	2003-05
Alexandre Giroux	2008-10

## 34

Jim McGeough	1981-82
Mikko Leinonen	1984-85
Jim McGeough	1984-85
Bill Houlder	1987-88
Mike Richard	1990
Al Iafate	1991-94
Martin Gendron	1995-96
Jaroslav Svejksky	1996-00
Jakub Cutta	2000-02
Jean-Luc Grand-Pierre	2004
Mathieu Biron	2005-06
Boyd Kane	2009-10
Alexander Urbom	2013-14

## 35

Michel Belhumeur	1975-76
Rollie Boutin	1978-79
Wayne Stephenson	1979-81
Al Jensen	1981-87
Don Beaupre	1988-89
Olaf Kolzig	1989
Jim Hrivnak	1989-90
Byron Dafeo	1992-95
S. Charpentier	2002-04
Frederic Cassivi	2006-07
Justin Peters	2014-15

## 36

Jim Mathieson	1990
Kent Paynter	1990
Alfie Turcotte	1990-91
Mark Ferner	1991
Shawn Anderson	1992-94
Mike Eagles	1995-00
Colin Forbes	2002-03
J-F Fortin	2002-03
Jakub Cutta	2004
Colin Forbes	2005-06
Tomas Kundratek	2011-13

## 37

Jim Thomson	1986-87
Brian Tutt	1989
John Purves	1990
Ken Loysin	1990
Alfie Turcotte	1991
Kent Paynter	1991
Olie Kolzig	1993-08

## 38

Yves Beaudoin	1986-87
Dennis Smith	1989-90
Alain Cote	1990
Bob Babcock	1990
Reggie Savage	1991
Brian Curran	1993-94
Nolan Baumgartner	1995-96
Nolan Baumgartner	1998-00
Jan Bulis	2000-01
Todd Rohloff	2001-04
Jakub Klepis	2005-07
Cristobal Huet	2008
Graham Mink	2008
Jack Hillen	2012-15



# All-Time Sweater Numbers

## 39

Robbie Moore ..... 1982-83  
Kent Carlson ..... 1988  
Alain Cote ..... 1990  
Alfie Turcotte ..... 1990  
Tyler Larter ..... 1990  
Jim Hrivnak ..... 1990-93  
Enrico Ciccone ..... 1993  
Enrico Ciccone ..... 1998-99  
Alexander Volchkov ..... 1999-00  
Patrick Boileau ..... 2001-02  
Josef Boumedienne ..... 2003  
Graham Mink ..... 2004-06  
Alexandre Giroux ..... 2006-07  
David Steckel ..... 2007-11  
Alex Chiasson ..... 2017-18

## 40

Tony Cassolato ..... 1981-82  
Mark Ferner ..... 1990  
Steve Seftel ..... 1991  
Steve Konowalchuk ..... 1992  
Todd Nelson ..... 1994  
Mike Rosati ..... 1998-99  
Nolan Yonkman ..... 2002-06  
Semyon Varlamov ..... 2008-10  
Roman Hamrlík ..... 2013

## 41

Jason Allison ..... 1994-97  
Patrick Boileau ..... 1998-99  
Brian Sutherby ..... 2001  
Mike Farrell ..... 2002  
Brad Norton ..... 2004  
Louis Robitaille ..... 2005-06  
Jaroslav Halak ..... 2013-14

## 42

Dwayne Hay ..... 1997  
Sami Lepisto ..... 2008-09  
Joel Ward ..... 2011-15

## 43

David Harlock ..... 1998  
Tomas Fleischmann ..... 2005-08  
Bryan Helmer ..... 2008-09  
Tom Wilson ..... 2013-18

## 44

Igor Ulanov ..... 1995  
Richard Zednik ..... 1996-01  
Steve Eminger ..... 2002, '05-08  
Staffan Kronwall ..... 2009  
Jason Arnott ..... 2011  
Roman Hamrlík ..... 2011-13  
Brooks Orpik ..... 2014-18

## 45

Patrick Boileau ..... 1997  
Alex Henry ..... 2002-03  
Jonas Johansson ..... 2005-06  
Cameron Schilling ..... 2012-15

## 46

Brian Sutherby ..... 2002-04  
Michael Latta ..... 2013-16

## 47

Michael Farrell ..... 2001  
Bryan Muir ..... 2005-07  
Karl Alzner ..... 2008

## 48

Benoit Gratton ..... 1998-99  
Chris Corinnet ..... 2001-02  
Oskar Osala ..... 2008-09  
Casey Wellman ..... 2013-14

## 49

Dwayne Zinger ..... 2003  
Stanislav Galiev ..... 2014-16

## 50

Eric Fehr ..... 2005-06  
Joe Motzko ..... 2007-08  
Cody Eakin ..... 2011-12

## 51

Stephen Peat ..... 2001-04  
Doug Doull ..... 2005-06  
Timo Helbling ..... 2006-07

## 52

Mike Green ..... 2005-15

## 53

Quintin Laing ..... 2007-10  
Sean Collins ..... 2015-16

## 54

Jason Doig ..... 2002-03  
Joel Rechlicz ..... 2012

## 55

Sergei Gonchar ..... 1995-04  
Jeff Schultz ..... 2006-13  
Aaron Ness ..... 2015-18

## 56

Garrett Stroshein ..... 2004  
Chris Bourque ..... 2007-10  
Patrick Wey ..... 2013-14

## 57

Dean Melanson ..... 2001  
Kyle Wilson ..... 2009-10

## 58

Jean-Francois Fortin ..... 2002-03  
Connor Carrick ..... 2013-14, 2015-16

## 59

Julien Brouillette ..... 2013-14

## 60

Jose Theodore ..... 2008-10

## 61

Steve Oleksy ..... 2012-15

## 62

Sean Collins ..... 2008-12

## 63

Owen Fussey ..... 2003-04  
Andrew Gordon ..... 2008-11  
Shane Gersich ..... 2017-18

## 64

Roman Tvrdoň ..... 2004  
Peter LeBlanc ..... 2013-14

## 65

Andre Burakovsky ..... 2014-18

## 66

Milan Novy ..... 1982-83

## 67

Chris Brown ..... 2013-16

## 68

Jaromir Jagr ..... 2001-04

## 69

Mel Angelstad ..... 2004

## 70

David Steckel ..... 2005-06  
Braden Holtby ..... 2010-18

## 72

Travis Boyd ..... 2017-18

## 74

Brantt Myhres ..... 2001  
John Carlson ..... 2009-18

## 75

Chris Hajt ..... 2003-04

## 76

Darcy Verot ..... 2004  
Garrett Mitchell ..... 2017

## 77

Adam Oates ..... 1997-02  
Joe Corvo ..... 2009-10  
T.J. Oshie ..... 2015-18

## 79

Nathan Walker ..... 2017-18

## 81

Dmitry Orlov ..... 2011-14

## 82

Zach Sanford ..... 2016-17

## 83

Jay Beagle ..... 2009-18

## 84

Mikhail Grabovski ..... 2013-14

## 85

Mathieu Perreault ..... 2009-13

## 87

Donald Brashear ..... 2006-09  
Liam O'Brien ..... 2014-18

## 88

Nate Schmidt ..... 2013-17

## 89

Tyler Sloan ..... 2008-11

## 90

Joe Juneau ..... 1994-99  
Marcus Johansson ..... 2010-17

## 91

Sergei Fedorov ..... 2008-09  
Tyler Graovac ..... 2017-18

## 92

Rick Tocchet ..... 1997  
Michael Nylander ..... 2002-04, '07-09  
Evgeny Kuznetsov ..... 2013-18

## 94

Sergei Berezin ..... 2003  
Nicolas Deschamps ..... 2013-14

## 96

Phil Housley ..... 1996-98



Capitals forward T.J. Oshie is the third player in franchise history to wear number 77.

# Retired Numbers



## 7 YVON LABRE

Yvon Labre's contributions to the success of the Washington Capitals extended well beyond the boundaries of the rink. A member of the inaugural 1974-75 Capitals, Labre was a rugged defenseman whose solid, physical play paced the early expansion team. Labre is notably remembered for scoring the Capitals' first goal at the Capital Centre Oct. 15, 1974, against Los Angeles. He finished fourth in team scoring during Washington's first season and recorded more than 20 assists in a season twice in his career. From 1976-78 Labre wore the "C" on his sweater, utilizing his leadership qualities to the fullest extent.

After retiring in 1981 Labre became an assistant coach before stepping into the role of color commentator for the team's broadcasts. In 1983 Labre became the Capitals'

**Retired Nov. 7, 1981**

director of community relations and continued in that position until the start of the 1996-97 season, when he began a four-year stint as director of special programs.

From the moment he took to the ice in a Capitals uniform to his commitment in community programs and youth hockey, no one served as a better ambassador for hockey in the Washington area than Labre.



## 5 ROD LANGWAY

Known to many Capitals fans as the "Secretary of Defense," Rod Langway anchored the Washington defense for 11 seasons and more than 700 games. Dealt by Montreal to Washington in one of the biggest trades in franchise history, Langway brought instant respectability to the Capitals' squad. His arrival and dominating physical presence helped lead Washington to its first postseason appearance in 1982-83.

The taste of the Stanley Cup playoffs was only a sign of things to come. The Capitals made the playoffs during every season of Langway's tenure. Recognized as the best in the business, Langway captured back-to-back Norris Trophy honors in 1982-83

**Retired Nov. 26, 1997**

and 1983-84. The team recorded more than 100 points in three consecutive seasons, including a record 107-point, 50-win year in 1985-86.

A strong leader in the locker room, Langway captained the team for more than a decade and was truly one of hockey's all-time greats, evidenced by his induction into the Hockey Hall of Fame in 2002.



## 32 DALE HUNTER

Referred to by many as the "heart and soul" of the Washington Capitals, Dale Hunter was well respected for his dedication to the game. His 19 seasons in the NHL, 1,407 regular-season games and 186 playoff games serve as testimony to that dedication. At the time of his retirement following the 1998-99 season, only seven players in NHL history had appeared in more total games.

Hunter left the game having firmly etched his name in the Capitals' record book. In regular-season play he finished his career ranked first in penalty minutes (2,003), second in games played (872), tied for second in power-play goals (72), third in assists (375), third in points (556), tied for fifth in game-winning goals (29) and tied for eighth in goals (181). He retired leading the franchise in virtually every category:

**Retired March 11, 2000**

games played (100), goals (25), assists (47), points (72), power-play goals (11) and penalty minutes (372).

Perhaps Hunter summed up his contributions best at his retirement ceremony March 11, 2000, when he said, "I'm not a Wayne Gretzky. I just tried to give my all every night. That work ethic is what the Caps have always been about."



## 11 MIKE GARTNER

Mike Gartner, a member of the Hockey Hall of Fame who ranks second in Capitals history in goals (397), assists (392) and points (789), became the fourth player in Capitals history to have his number retired when the No. 11 was raised to the rafters on Dec. 28, 2008.

Gartner spent the first 10 seasons of his 19-year NHL career with the Capitals after Washington selected him in the first round, fourth overall, in the 1979 NHL Draft. He led the team in goals five times and in points four times, scoring at least 35 goals in each of his first nine years in Washington (he had 26 goals when he was traded 56 games into 1988-89, his 10th season). He left the team as its all-time leader in games played, goals, assists, points, power-play goals and game-winning goals.

Gartner was a member of the first six Capitals playoff teams, leading four of those teams in playoff scoring. He recorded 43 points (16 goals, 27 assists) in 47 playoff

**Retired Dec. 28, 2008**

games for the club and at the time of his trade was Washington's all-time leading playoff scorer.

Gartner played 1,432 career games with five teams in his career, recording 708 goals (sixth in NHL history) and 627 assists for 1,335 points. Inducted in the Hockey Hall of Fame in 2001, Gartner holds the NHL record for the most 30-goal seasons (17) and shares the record for most consecutive 30-goal seasons (15). He played in seven NHL All-Star Games and three times won the NHL's fastest skater competition at the NHL All-Star Game.

# Capitals Logo & Uniform History


The Capitals current look, unveiled prior to the 2007-08 season, boasts ties to the franchise's past both in color and design.

Red, white and blue brought the Capitals back to their original colors, in shades that align with those of the American flag and symbolically strengthen the Capitals' ties to their home city of Washington, D.C., the nation's capital.

Countless Capitals fans had emailed owner Ted Leonsis asking — pleading in some cases — for a return to the red, white and blue that the team wore for 20 years. Spurred on by those requests — along with similar convictions held by Leonsis, team president Dick Patrick, the rest of the ownership group and vice president and general manager George McPhee — the Capitals worked with Reebok to develop the new look.

The primary logo draws upon the team's original jerseys, but with a fresh, bold font. The letters lean forward, representing the team's commitment to innovation and forward thinking. The three stars represent Maryland, Virginia and Washington, D.C. — the three main geographic areas in the Capitals' market — and align with hockey tradition, as each game's top players are named its three stars. The letter t, like in the original uniforms, depicts a hockey stick, with a puck at the end.

The shoulder patch incorporates imagery from the Capitals' most recent uniforms, which featured an eagle and the Capitol dome. Here those Washington, D.C., icons come together in a distinctive look. The eagle's wings are raised at its sides and help form the shape of a "W," representing Washington, D.C., the world's most powerful and influential city.



## UNIFORM TIMELINE

### 1974-75

The team wears red, white and blue uniforms during its inaugural year in the NHL.

### 1980-81

The "WASHINGTON" above the Capitals wordmark logo is reduced in size.

### 1983-84

The number of stars on the sleeves is reduced from five to four. It returns to five two years later.

### June 22, 1995

The team introduces new logos and uniforms with a blue, black and bronze color scheme.

### 1995-96

The first year of the blue, black and bronze jerseys. The word "CAPITALS" appears below the eagle on the home and road jerseys.

### 1997-98

The word "CAPITALS" only appears on the road jerseys. A black third jersey is added and is worn for the first time Jan. 25, 1998. The jersey, which is worn nine times during the season, has arched letters for the nameplate.

### 2000-01

The black jersey replaces the road blue jersey and the team now only wears two jerseys. The nameplate letters on the black jersey are no longer arched.

### 2003-04

The NHL switches to wear dark jerseys at home and white jerseys on the road.

### June 22, 2007

The team introduces new logos and changes its colors and uniforms back to red, white and blue.



2007-08 to present



1974-75 to 1994-95



1995-96 to 2006-07



1997-98 to 2006-07



# All-Time Draft Selections

## 2018 (JUNE 22-23)

Rd. No.	Player	Pos.	Team
1 31	Alexander Alexeyev	D	Red Deer (WHL)
2 46	Martin Fehervary	D	Oskarshamn (SWE-Jr.)
2 47	Kody Clark	RW	Ottawa (OHL)
3 93	Riley Sutter	RW	Everett (WHL)
4 124	Mitchell Gibson	G	Lonestar (NAHL)
6 161	Alex Kannok-Leipert	D	Vancouver (WHL)
7 217	Eric Florchuk	C	Saskatoon (WHL)

## 2017 (JUNE 23-24)

Rd. No.	Player	Pos.	Team
4 120	Tobias Geisser	D	Zug EV (Swiss)
5 151	Sebastian Walfridsson	D	MODO (SWE-Jr.)
6 182	Benton Maass	D	Fairbanks Ice Dogs (NAHL)
7 213	Kristian Marthinsen	RW	Almtunas (SWE-Jr.)

## 2016 (JUNE 24-25)

Rd. No.	Player	Pos.	Team
1 28	Lucas Johansen	D	Kelowna (WHL)
3 87	Garrett Pilon	C	Kamloops (WHL)
4 117	Damien Riat	LW	Geneve (Swiss)
5 145	Beck Malenstyn	LW	Calgary (WHL)
5 147	Axel Jonsson-Fjallby	LW	Djurgarden Jr. (SWE-Jr.)
6 177	Chase Priskie	D	Quinnipiac (ECAC)
7 207	Dmitri Zaitsev	D	Wilkes-Barre/Scranton (NAHL)

## 2015 (JUNE 26-27)

Rd. No.	Player	Pos.	Team
1 22	Ilya Samsonov	G	Magnitogorsk (RUS-Jr.)
2 57	Jonas Siegenthaler	D	Zurich (Swiss)
5 143	Connor Hobbs	D	Regina (WHL)
6 173	Colby Williams	D	Regina (WHL)

## 2014 (JUNE 27-28)

Rd. No.	Player	Pos.	Team
1 13	Jakub Vrana	RW	Linkoping (SHL)
2 39	Vitek Vanecek	G	Liberec (CZREP-Jr.)
3 89	Nathan Walker	LW	Hershey (AHL)
5 134	Shane Gersich	C	USA U-18 (USHL)
6 159	Steven Spinner	RW	Eden Prairie (MSHSL)
7 194	Kevin Elgestal	RW	Frolunda (SWE-Jr.)

## 2013 (JUNE 30)

Rd. No.	Player	Pos.	Team
1 23	Andre Burakovsky	LW	Malmo (Sweden-2)
2 53	Madison Bowey	D	Kelowna (WHL)
2 61	Zachary Sanford	LW	Middlesex (EJHL)
5 144	Blake Heinrich	D	Sioux City (USHL)
6 174	Brian Pinho	C	St. John's Prep (USHS)
7 204	Tyler Lewington	D	Medicine Hat (WHL)

## 2012 (JUNE 23-24)

Rd. No.	Player	Pos.	Team
1 11	Filip Forsberg	C	Leksand (Sweden-2)
1 16	Thomas Wilson	RW	Plymouth (OHL)
3 77	Chandler Stephenson	F	Regina (WHL)
4 100	Thomas Di Pauli	C	USA U-18 (USHL)
4 107	Austin Wuthrich	RW	Notre Dame (NCAA)
5 137	Connor Carrick	D	USA U-18 (USHL)
6 167	Riley Barber	RW	USA U-18 (USHL)
7 195	Christian Djoos	D	Brynäs Jr. (SWE-Jr.)
7 197	Jaynen Rissling	D	Calgary (WHL)
7 203	Sergey Kostenko	G	Metallurg (RUS-Jr.)

## 2011 (JUNE 24-25)

Rd. No.	Player	Pos.	Team
4 117	Steffen Soberg	G	Manglerud (Norway)
5 147	Patrick Koudys	D	R.P.I. (ECAC)
6 177	Travis Boyd	C	U.S. NTDP
7 207	Garrett Haar	D	Fargo (USHL)

## 2010 (JUNE 25-26)

Rd. No.	Player	Pos.	Team
1 26	Evgeny Kuznetsov	C	Chelyabinsk (KHL)
3 86	Stanislav Galiev	RW	Saint John (QMJHL)
4 112	Philipp Grubauer	G	Windsor (OHL)
5 142	Caleb Herbert	C	Bloomington-Jefferson HS (USHS)
6 176	Samuel Carrier	D	Lewiston (QMJHL)

## 2009 (JUNE 26-27)

Rd. No.	Player	Pos.	Team
1 24	Marcus Johansson	C	Farjestad (Sweden)
2 55	Dmitri Orlov	D	Novokuznetsk (KHL)
3 85	Cody Eakin	C	Swift Current (WHL)
4 115	Patrick Wey	D	Waterloo (USHL)
5 145	Brett Flemming	D	Mississauga (OHL)
6 175	Garrett Mitchell	RW	Regina (WHL)
7 205	Benjamin Casavant	LW	P.E.I. (QMJHL)

## 2008 (JUNE 20-21)

Rd. No.	Player	Pos.	Team
1 21	Anton Gustafsson	C	Frolunda Jr. (Sweden)
1 27	John Carlson	D	Indiana (USHL)
2 57	Eric Mestery	D	Tri-City (WHL)
2 58	Dmitry Kugryshev	RW	CSKA-2 (Russia)
4 93	Braden Holtby	G	Saskatoon (WHL)
5 144	Joel Broda	C	Moose Jaw (WHL)
6 174	Greg Burke	LW	New Hampshire (EJHL)
7 204	Stefan Della Rovere	LW	Barrie (OHL)

## 2007 (JUNE 22-23)

Rd. No.	Player	Pos.	Team
1 5	Karl Alzner	D	Calgary (WHL)
2 34	Josh Godfrey	D	Sault Ste. Marie (OHL)
2 46	Theo Ruth	D	U.S. NTDP
3 84	Phil DeSimone	C	Sioux City (USHL)
4 108	Brett Bruneteau	C	Omaha (USHL)
5 125	Brett Leffler	RW	Regina (WHL)
6 154	Dan Dunn	G	Wellington (OPJHL)
6 180	Justin Taylor	C	London (OHL)
7 185	Nick Larson	C	Omaha (USHL)
7 199	Andrew Glass	LW	Nobles (USHS)

## 2006 (JUNE 24)

Rd. No.	Player	Pos.	Team
1 4	Nicklas Backstrom	C	Brynäs (Sweden)
1 23	Semyon Varlamov	G	Yaroslavl 2 (Russia)
2 34	Michal Neuvirth	G	Sparta Jr. (Czech)
2 35	Francois Bouchard	RW	Baie Comeau (QMJHL)
2 52	Keith Seabrook	D	Burnaby (BCHL)
4 97	Oskar Osala	LW	Mississauga (OHL)
4 122	Luke Lynes	C/LW	Brampton (OHL)
5 127	Maxime Lacroix	LW	Quebec (QMJHL)
6 157	Brent Gwidt	C	Lakeland HS (USHS)
6 177	Mathieu Perreault	C	Acadie-Bath. (QMJHL)

## 2005 (JULY 30-31)

Rd. No.	Player	Pos.	Team
1 14	Sasha Pokulok	D	Cornell (ECACHL)
1 27	Joe Finley	D	Sioux Falls (USHL)
4 109	Andrew Thomas	D	Denver (WCHA)
4 118	Patrick McNeill	D	Saginaw (OHL)
5 143	Daren Machesney	G	Brampton (OHL)
6 181	Tim Kennedy	LW	Sioux City (USHL)
7 209	Viktor Dovgan	D	CSKA Jr. (Russia)

# All-Time Draft Selections

## 2004 (JUNE 26-27)

Rd. No.	Player	Pos.	Team
1 1	Alex Ovechkin	LW	Dynamo (Russia)
1 27	Jeff Schultz	D	Calgary (WHL)
1 29	Mike Green	D	Saskatoon (WHL)
2 33	Chris Bourque	LW	Cushing (USHE)
2 62	Michail Yunkov	C/W	Krylja (Russia)
3 66	Sami Lepisto	D	Jokerit (Finland)
3 88	Clayton Barthel	D	Seattle (WHL)
5 132	Oscar Hedman	D	Modo (Sweden)
5 138	Pasi Salonen	W	IFK Jr. (Finland)
6 166	Peter Guggisberg	W	Davos (Swiss)
7 197	Andrew Gordon	RW	Notre Dame (SJHL)
8 230	Justin Mrazek	G	Estevan (SJHL)
9 263	Travis Morin	C	Minnesota State (WCHA)

## 2003 (JUNE 21-22)

Rd. No.	Player	Pos.	Team
1 18	Eric Fehr	RW	Brandon (WHL)
3 83	Stephen Werner	RW	UMass (HE)
4 109	Andreas Valdix	LW	Malmö (Sweden)
5 155	Josh Robertson	C	Proctor (USHE)
8 249	Andrew Joudrey	C	Notre Dame (SJHL)
9 279	Mark Olafson	RW	Kelowna (WHL)

## 2002 (JUNE 22-23)

Rd. No.	Player	Pos.	Team
1 12	Steve Eminger	D	Kitchener (OHL)
1 13	Alexander Semin	LW	Cheljabinsk (Russia)
1 17	Boyd Gordon	RW	Red Deer (WHL)
2 59	Maxime Daigneault	G	Val d'Or (QMJHL)
3 77	Patrick Wellar	D	Portland (WHL)
3 92	Derek Krestanovich	C	Moose Jaw (WHL)
4 109	Jevon Desautels	LW	Spokane (WHL)
4 118	Petr Dvorak	C	Havířov (Czech Jr.)
5 145	Robert Gherson	G	Sarnia (OHL)
6 179	Marian Havel	C/LW	Vancouver (WHL)
7 209	Joni Lindlof	W	Tappara (Fin. Jr.)
8 242	Igor Ignatushkin	W	Elektrostal (Russia)
9 272	Patric Blomdahl	W	AIK (SJL)

## 2001 (JUNE 23-24)

Rd. No.	Player	Pos.	Team
2 58	Nathan Paetsch	D	Moose Jaw (WHL)
3 90	Owen Fussey	RW	Calgary (WHL)
4 125	Jeff Lucky	RW	Spokane (WHL)
5 160	Artem Ternavsky	D	Sherbrooke (QMJHL)
6 191	Zbynek Novak	F	Slavia Jr. (Czech)
7 221	John Oduya	D	Victoriaville (QMJHL)
8 249	Matt Maglione	D	Princeton (ECAC)
8 254	Peter Polcic	LW	Nitra Jr. (Slovakia)
9 275	Robert Muller	G	Mannheim (Germany)
9 284	Viktor Hubl	LW	Slavia (Czech)

## 2000 (JUNE 24-25)

Rd. No.	Player	Pos.	Team
1 26	Brian Sutherby	C	Moose Jaw (WHL)
2 43	Matt Pettinger	LW	Calgary (WHL)
2 61	Jakub Cutta	D	Swift Current (WHL)
4 121	Ryan Vanbuskirk	D	Sarnia (OHL)
5 163	Ivan Nepriyayev	C	Yaroslav (Russia)
9 289	Bjorn Nord	D	Djurgårdens (Sweden)

## 1999 (JUNE 26)

Rd. No.	Player	Pos.	Team
1 7	Kris Beech	C	Calgary (WHL)
2 29	Michal Sivek	C	Kladno, Jr. (Czech)
2 31	Charlie Stephens	C	Prince Albert (WHL)
2 34	Ross Lupaschuk	D	Guelph (OHL)
2 37	Nolan Yonkman	D	Kelowna (WHL)
5 132	Roman Tvrdoň	C	Trencin (Slovakia)
6 175	Kyle Clark	RW	Harvard (ECAC)
7 192	David Johansson	D	AIK Jr. (Sweden)
8 219	Maxim Orlov	C	CSKA Jr. (Russia)
9 249	Igor Shadilov	D	Dynamo (Russia)

## 1998 (JUNE 27)

Rd. No.	Player	Pos.	Team
2 49	Jomar Cruz	G	Brandon (WHL)
3 59	Todd Hornung	C	Portland (WHL)
4 106	Krys Barch	LW	London (OHL)
4 107	Chris Corrinet	RW	Princeton (ECAC)
5 118	Mike Siklenka	D	Lloydminster (SJHL)
5 125	Erik Wendell	C	Maple Grove (HS)
7 179	Nathan Forster	D	Seattle (WHL)
7 193	Rastislav Stana	G	HC Kosice (Slovakia)
8 220	Mike Farrell	D	Providence (HE)
9 251	Blake Evans	C	Tri-City (WHL)

## 1997 (JUNE 21)

Rd. No.	Player	Pos.	Team
1 9	Nicholas Boynton	D	Ottawa (OHL)
2 35	Jean-Francois Fortin	D	Sherbrooke (QMJHL)
4 89	Curtis Cruickshank	G	Kingston (OHL)
5 116	Kevin Caulfield	RW	Boston College (HE)
6 143	Henrik Petre	D	Djurgårdens (Sweden)
8 200	Pierre-Luc Therrien	G	Drummondville (QMJHL)
9 226	Matt Oikawa	RW	St. Lawrence (ECAC)

## 1996 (JUNE 22)

Rd. No.	Player	Pos.	Team
1 4	Alexandre Volchkov	C	Barrie (OHL)
1 17	Jaroslav Svejkovsky	RW	Tri-City (WHL)
2 43	Jan Bulis	C	Barrie (OHL)
3 58	Sergei Zimakov	D	Krylja Sovetov (Rus)
3 74	David Weninger	G	Michigan Tech (WCHA)
3 78	Shawn McNeil	C	Kamloops (WHL)
4 85	Justin Davis	RW	Kingston (OHL)
5 126	Matt Lahey	LW	Peterborough (OHL)
6 153	Andrew Van Bruggen	RW	N. Michigan (CCHA)
7 180	Michael Anderson	RW	Minnesota (WCHA)
8 206	Oleg Orekhovsky	D	Dynamo (Russia)
9 232	Chad Cavanagh	LW	London (OHL)

## 1995 (JUNE 28)

Rd. No.	Player	Pos.	Team
1 17	Brad Church	LW	Prince Albert (WHL)
1 23	Miika Elomo	LW	Kiekko-67 (Finland)
2 43	Dwayne Hay	LW	Guelph (OHL)
4 93	S. Charpentier	G	Laval (QMJHL)
4 95	Joel Theriault	D	Beauport (QMJHL)
5 105	Benoit Gratton	LW	Laval (QMJHL)
5 124	Joel Cort	D	Guelph (OHL)
6 147	Frederick Jobin	D	Laval (QMJHL)
8 199	Vasili Turkovsky	D	CSKA (Russia)
9 225	Scott Swanson	D	Omaha Jr. A (USHL)

## 1994 (JUNE 28)

Rd. No.	Player	Pos.	Team
1 10	Nolan Baumgartner	D	Kamloops (WHL)
1 15	Alexander Kharlamov	LW	CSKA (Russia)
2 41	Scott Cherrey	LW	North Bay (OHL)
4 93	Matthew Herr	C	Hotchkiss (HS)
5 119	Yanick Jean	D	Chicoutimi (QMJHL)
6 145	Dmitri Mekeshkin	D	Avangard Omsk (Rus.)
7 171	Daniel Reja	C	London (OHL)
8 197	Chris Patrick	LW	Kent School (HS)
9 223	John Tuohy	D	Kent School (HS)
10 249	Richard Zednik	LW	B. Bystrica (Slovakia)
11 275	Sergei Tertshyn	D	Chelyabinsk (Russia)

## 1993 (JUNE 26-27)

Rd. No.	Player	Pos.	Team
1 11	Brendan Witt	D	Seattle (WHL)
1 17	Jason Allison	C	London (OHL)
3 69	Patrick Boileau	D	Laval (QMJHL)
6 147	Frank Banham	RW	Saskatoon (WHL)
7 173	Dan Henrickson	RW	St. Paul (USJHL)
7 174	Andrew Brunette	LW	Owen Sound (OHL)
8 199	Joel Poirier	LW	Sudbury (OHL)
9 225	Jason Gladney	D	Kitchner (OHL)
10 251	Mark Seliger	G	Rosenheim (Germany)
11 277	Dany Bousquet	C	Penticon (BCHL)



# All-Time Draft Selections

## 1992 (JUNE 20)

Rd. No.	Player	Pos.	Team
1 14	Sergei Gonchar	D	Chelyabinsk (CIS)
2 32	Jim Carey	G	Catholic Memorial (HS)
3 53	Stefan Ustorf	C	Kaufbeuren (Germany)
3 71	Martin Gendron	RW	St-Hyacinthe (QMJHL)
5 119	John Varga	LW	Tacoma (WCHL)
7 167	Mark Matier	D	Sault Ste. Marie (OHL)
8 191	Mike Mathers	LW	Kamloops (WHL)
9 215	Brian Stagg	RW	Kingston (OHL)
10 239	Gregory Callahan	D	Belmont Hill (HS)
11 263	B.J. MacPherson	LW	Oshawa (OHL)

## 1991 (JUNE 22)

Rd. No.	Player	Pos.	Team
1 14	Pat Peake	C	Detroit (OHL)
1 21	Trevor Halverson	LW	North Bay (OHL)
2 25	Eric Lavigne	D	Hull (QMJHL)
2 36	Jeff Nelson	C	Prince Albert (WHL)
3 58	Steve Konowalchuk	C	Portland (WHL)
4 80	Justin Morrison	LW	Kingston (OHL)
7 146	Dave Morissette	LW	Shawinigan (QMJHL)
8 168	Rick Corriveau	D	London (OHL)
9 190	Trevor Duhaime	RW	St. Jean (QMJHL)
10 209	Rob Leask	D	Hamilton (OHL)
10 212	Carl LeBlanc	D	Granby (QMJHL)
11 234	Rob Puchniak	D	Lethbridge (WHL)
12 256	Bill Kovacs	LW	Sudbury (OHL)

## 1990 (JUNE 16)

Rd. No.	Player	Pos.	Team
1 9	John Slaney	D	Cornwall (OHL)
2 30	Rod Pasma	D	Cornwall (OHL)
3 51	Chris Longo	RW	Peterborough (OHL)
4 72	Randy Pearce	LW	Kitchner (OHL)
5 93	Brian Sakic	LW	Swift Current/Tri-City (WHL)
5 94	Mark Quimet	C	Michigan (CCHA)
6 114	Andrei Kovalev	RW	Dynamo Moscow (Rus.)
7 135	Roman Kontsek	RW	Dukla Trencin (Czech)
8 156	Peter Bondra	RW	Kosice (Czech)
8 159	Steve Martell	RW	London (OHL)
9 177	Ken Klee	D	Bowling Green (CCHA)
10 198	Michael Boback	C	Providence (HE)
11 219	Alan Brown	D	Colgate (ECAC)
12 240	Todd Hlushko	LW	London (OHL)

## 1989 (JUNE 17)

Rd. No.	Player	Pos.	Team
1 19	Olie Kolzig	G	Tri-City (WHL)
2 35	Byron Dafeo	G	Portland (WHL)
3 59	Jim Mathieson	D	Regina (WHL)
4 61	Jason Woolley	D	Michigan State (CCHA)
5 82	Trent Klatt	C	Osseo (USHS)
6 145	Dave Lorentz	LW	Peterborough (OHL)
7 166	Dean Holoien	D	Saskatoon (WHL)
8 187	Victor Gervais	C	Seattle (WHL)
9 208	Jiri Vykoukal	D	DS Olomouc (Czech)
10 229	Andrei Sidorov	RW	Sokol-Kiev (Russia)
12 250	Ken House	C	Miami (CCHA)

## 1988 (JUNE 11)

Rd. No.	Player	Pos.	Team
1 15	Reggie Savage	C	Victoriaville (QMJHL)
2 36	Tim Taylor	C	London (OHL)
3 41	Wade Bartley	D	Dauphin (Jr. A)
4 57	Duane Derksen	G	Winkler (Jr. A)
5 78	Rob Krauss	D	Lethbridge (WHL)
6 120	Dmitri Khristich	LW	Sokol-Kiev (Russia)
7 141	Keith Jones	RW	Niagara Falls (Jr. B)
8 144	Brad Schlegel	D	London (OHL)
9 162	Todd Hilditch	D	Penticon Tier II (Jr. B)
10 183	Petr Pavlas	D	Dukla Trencin (Czech)
11 192	Mark Sorensen	D	Michigan (CCHA)
12 204	Claudio Scremin	D	Maine (HE)
13 225	Chris Venkuc	RW	Western Michigan (CCHA)
14 246	Ron Pasucci	D	Belmont Hill (HS)

## 1987 (JUNE 13)

Rd. No.	Player	Pos.	Team
2 36	Jeff Ballantyne	D	Ottawa (OHL)
3 57	Steve Maltais	LW	Cornwall (OHL)
4 78	Tyler Larter	C	Sault Ste. Marie (OHL)
5 99	Pat Beauchesne	D	Moose Jaw (WHL)
6 120	Rich Defreitas	D	St. Mark's (HS)
7 141	Devon Oleniuk	D	Kamloops (WHL)
8 162	Thomas Sjogren	RW	Vastra Frolunda (Swe.)
10 204	Chris Clarke	D	Pembroke (OPJHL)
11 225	Milos Vanik	C	EHF Freiburg (Germany)
12 240	Dan Brettschneider	RW	Burnsville (HS)
12 246	Ryan Kumm	D	RPI (ECAC)

## 1986 (JUNE 21)

Rd. No.	Player	Pos.	Team
1 19	Jeff Greenlaw	LW	Canadian Nat'l Team
2 40	Steve Seftel	LW	Kingston (OHL)
3 60	Shawn Simpson	G	Sault Ste. Marie (OHL)
3 61	Jim Hrivnak	G	Merrimack (NCAA)
4 82	Erin Ginnell	C	Calgary (WHL)
5 103	John Purves	RW	Hamilton (OHL)
6 124	Stefan Nilsson	C	Lulea (Sweden)
7 145	Peter Choma	RW	Belleville (OHL)
8 166	Lee Davidson	C	Penticon (Jr. A)
9 187	Tero Toivola	RW	Tappara (Finland)
10 208	Bob Babcock	D	Sault Ste. Marie (OHL)
11 229	John Schratz	D	Amherst (OPJHL)
12 250	Scott McCrory	C	Oshawa (OHL)

## 1985 (JUNE 15)

Rd. No.	Player	Pos.	Team
1 19	Yvon Corriveau	LW	Toronto (OHL)
2 40	John Druce	RW	Peterborough (OHL)
3 61	Rob Murray	C	Peterborough (OHL)
4 82	Bill Houlder	D	North Bay (OHL)
4 83	Larry Shaw	D	Peterborough (OHL)
5 103	Claude Dumas	C	Granby (QMJHL)
6 124	Doug Stromback	RW	Kitchner (OHL)
7 145	Jamie Nadjiwan	LW	Sudbury (OHL)
8 166	Mark Haarmonn	D	Oshawa (OHL)
9 187	Steve Hollett	C	Sault Ste. Marie (OHL)
10 208	Dallas Eakins	D	Peterborough (OHL)
11 229	Steve Hryniewicz	LW	Ottawa (OHL)
12 250	Frank DiMuzzo	LW	Belleville (OHL)

## 1984 (JUNE 9)

Rd. No.	Player	Pos.	Team
1 17	Kevin Hatcher	D	North Bay (OHL)
2 34	Steve Leach	RW	Matignon (HS)
3 59	Michal Pivonka	C	Poldi Kladno (Czech)
4 80	Kris King	C	Peterborough (OHL)
6 122	Vito Cramarossa	RW	Toronto (OHL)
7 143	Timo Iljima	C	Karpat (Finland)
8 164	Frank Joo	D	Regina (WHL)
9 185	Jim Thomson	RW	Toronto (OHL)
10 205	Paul Cavallini	D	Henry Carr (HS)
11 225	Mikhail Tatarinov	D	Sokol Kiev (USSR)
12 246	Per Schedrin	D	Brynäs (Sweden)

## 1983 (JUNE 8)

Rd. No.	Player	Pos.	Team
4 75	Tim Bergland	C	Lincoln (HS)
5 95	Martin Bouliane	C	Granby (QMJHL)
7 135	Dwayne Hutton	LW	Kelowna (WHL)
8 155	Marty Abrams	G	Pembroke (CJAHL)
9 175	Dave Cowan	C	Washburn (HS)
10 195	Yves Beaudoin	D	Shawinigan (QMJHL)
11 215	Alain Raymond	G	Trois-Rivieres (QMJHL)
11 216	Anders Huss	C	Brynäs (Sweden)



# All-Time Draft Selections

## 1982 (JUNE 9)

Rd. No.	Player	Pos.	Team
1 5	Scott Stevens	D	Kitchener (OHL)
3 58	Milan Novy	C	Poldi Kladno (Czech)
5 89	Dean Evason	C	Kamloops (WHL)
6 110	Ed Kastelic	RW	London (OHL)
8 152	Wally Schreiber	RW	Regina (WHL)
9 173	Jamie Reeves	G	Saskatoon (WHL)
10 194	Juha Numi	C	Tappara (Finland)
11 215	Wayne Prestage	C	Seattle (WHL)
12 236	Jon Holden	G	Peterborough (OHL)
12 247	Marco Kallas	C	St. Louis (Jr. B)

## 1981 (JUNE 10)

Rd. No.	Player	Pos.	Team
1 3	Bob Carpenter	C	St. John's (HS)
3 45	Eric Calder	D	Cornwall (QMJHL)
4 68	Tony Kellin	D	Grand Rapids (HS)
5 89	Mike Siltala	RW	Kingston (OHL)
5 91	Peter Sidorkiewicz	G	Oshawa (OHL)
6 110	Jim McGeough	C	Billings (WHL)
7 131	Risto Jalo	C	Ilves (Finland)
8 152	Gaetan Duchesne	LW	Quebec (QMJHL)
9 173	George White	LW	New Hampshire (ECAC)
10 194	Chris Valentine	RW	Sorel (QMJHL)

## 1980 (JUNE 11)

Rd. No.	Player	Pos.	Team
1 5	Darren Veitch	D	Regina (WHL)
3 47	Dan Miele	RW	Providence (ECAC)
3 55	Torrie Robertson	LW	Victoria (WHL)
5 89	Timo Blomqvist	D	Jokerit (Finland)
6 110	Todd Bidner	LW	Toronto (OHA)
7 131	Frank Perkins	RW	Sudbury (OHA)
8 152	Bruce Raboin	D	Providence (ECAC)
9 173	Peter Andersson	D	Timra IK (Sweden)
10 194	Tony Camazzola	D	Brandon (WHL)

## 1979 (AUGUST 9)

Rd. No.	Player	Pos.	Team
1 4	Mike Gartner	RW	Cincinnati (WHA)
2 24	Errol Rausse	LW	Seattle (WHL)
4 67	Harvie Pocza	LW	Billings (WHL)
5 88	Tim Tookey	C	Portland (WHL)
6 109	Greg Theberge	D	Peterborough (OHA)

## 1978 (JUNE 15)

Rd. No.	Player	Pos.	Team
1 2	Ryan Walter	C	Seattle (WCHL)
1 18	Tim Coulis	LW	Hamilton (OHA)
2 20	Paul Mulvey	LW	Portland (WCHL)
2 23	Paul MacKinnon	D	Peterborough (OHA)
3 38	Glen Currie	C	Laval (QMJHL)
3 45	Jay Johnston	D	Hamilton (OHA)
4 55	Bengt Gustafsson	LW	Farjestads (Sweden)
5 71	Lou Franceschetti	LW	Niagara Falls (OHA)
6 88	Vince Magnan	LW	Denver (WCHA)
7 105	Mats Hallin	LW	Farjestads (Sweden)
8 122	Richard Sirois	G	Milwaukee (IHL)
9 139	Denis Pomerleau	RW	Trois-Rivieres (QMJHL)
10 156	Barry Heard	G	London (OHA)
11 172	Mark Toffolo	D	Port Huron (IHL)
12 187	Paul Hogan	LW	Regina (WCHL)
12 189	Steve Barger	LW	Boston College (ECAC)
13 202	Rod Pacholsuk	D	Michigan (CCHA)
14 213	Wes Jarvis	C	Windsor (OHA)
14 215	Ray Irwin	D	Oshawa (OHA)

## 1977 (JUNE 14)

Rd. No.	Player	Pos.	Team
1 3	Robert Picard	D	Montreal (QMJHL)
2 21	Mark Lofthouse	RW	New Westminster (WCHL)
3 39	Eddy Godin	RW	Quebec (QMJHL)
4 57	Nelson Burton	LW	Quebec (QMJHL)
5 75	Denis Turcotte	C	Quebec (QMJHL)
6 93	Perry Schnarr	RW	Denver (WCHA)
7 111	Rollie Boutin	G	Lethbridge (WCHL)
8 127	Brent Tremblay	D	Trois-Rivieres (QMJHL)
9 143	Don Micheletti	LW	Minnesota (WCHA)
10 165	Archie Henderson	RW	Victoria (WCHL)

## 1976 (JUNE 1)

Rd. No.	Player	Pos.	Team
1 1	Rick Green	D	London (OHA)
1 15	Greg Carroll	C	Medicine Hat (WCHL)
3 37	Tom Rowe	RW	London (OHA)
4 55	Al Glendinning	D	Calgary (WCHL)
5 73	Doug Patey	RW	Sault Ste. Marie (OHA)
6 91	Jim Bedard	G	Sudbury (OHA)
7 100	Don Wilson	D	St. Catharines (OHA)
7 109	Dale Rideout	G	Sudbury (OHA)
8 119	Al Dumba	RW	Regina (WCHL)

## 1975 (JUNE 3)

Rd. No.	Player	Pos.	Team
1 18	Alex Forsyth	C	Kingston (OHA)
2 19	Peter Scamurra	D	Peterborough (OHA)
3 55	Blair MacKasey	D	Montreal (QMJHL)
4 73	Craig Crawford	LW	Toronto (OHA)
5 91	Roger Swanson	G	Flin Flon (WCHL)
6 109	Clark Jantzie	LW	U. of Alberta (CIAU)
7 127	Mike Fryia	LW	Peterborough (OHA)
8 144	Jim Offrim	C	U. of Alberta (CIAU)
9 161	Malcolm Zinger	RW	Kamloops (WCHL)

## 1974 (MAY 28-30)

Rd. No.	Player	Pos.	Team
1 1	Greg Joly	D	Regina (WCHL)
2 19	Mike Marson	D	Sudbury (OHA)
3 37	John Paddock	RW	Brandon (WCHL)
4 55	Paul Nicholson	LW	London (OHA)
5 73	Jack Patterson	LW	Kamloops (WCHL)
6 91	Brian Kinsella	C	Oshawa (OHA)
7 109	Garth Malarchuk	G	Calgary (WCHL)
8 127	John Nazur	LW	Cornwall (QMJHL)
9 144	Kelvin Erickson	G	Calgary (WCHL)
10 161	Tony White	LW	Kitchner (OHA)
11 176	Ron Pronchuk	D	Brandon (WCHL)
12 190	Dave McKee	LW	Oshawa (OHA)
13 202	Scott Mabley	D	Sault Ste. Marie (OHA)
14 212	Bernard Plante	LW	Trois-Rivieres (QMJHL)
15 220	Jacques Chaisson	RW	Drummondville (QMJHL)
16 225	Bill Bell	LW	Regina (WCHL)
17 228	Bob Blanchet	G	Kitchner (OHA)
18 231	John Bower, Jr.	D	Downsview (OPJHL)
19 234	Yves Plouffe	D	Sorel (QMJHL)
20 237	Terry Bozack	D	Pembroke (CJHL)
21 240	Gord Cole	LW	Brandon (WCHL)
22 242	Mike Cosentino	C	Hamilton (OHA)
23 244	John Duncan	D	Cornwall (QMJHL)
24 246	Barry Kerfoot	RW	Smith Falls (CJHL)
25 247	Ron Poole	C	Kamloops (WCHL)

## 1974 EXPANSION DRAFT (JUNE 12)

No.	Player	Pos.	Team Selected From
2	Ron Low	G	Toronto
4	Michel Bellhumeur	G	Philadelphia
6	Dave Kryskow	LW	Chicago
8	Yvon Labre	D	Pittsburgh
10	Pete Laframboise	C	California
12	Bob Gryp	LW	Boston
14	Gord Smith	D	Los Angeles
16	Steve Atkinson	RW	Buffalo
18	Bruce Cowick	LW	Philadelphia
20	Denis Dupere	LW	Toronto
22	Joe Lundrigan	D	Toronto
24	Randy Wyzrozb	C	Buffalo
26	Mike Bloom	LW	Boston
28	Gord Brooks	RW	St. Louis
30	Bob Collyard	C	St. Louis
32	Bill Mikkelsen	D	NY Islanders
34	Ron Anderson	RW	Boston
36	Mike Lampman	LW	Vancouver
38	Lew Morrison	RW	Atlanta
40	Steve West	C	Minnesota
42	Larry Bolonchuk	D	Vancouver
44	Murray Anderson	D	Minnesota
46	Larry Fullan	LW	Montreal
48	Jack Eggers	RW	NY Rangers



# All-Time Transactions

DATE	TRANSACTION
June 12, 1974	Caps claimed <b>Jim Hrycuik</b> from Hershey (AHL) in Intra-League Draft.
June 20, 1974	Caps acquired <b>Doug Mohns</b> from Atlanta for cash.
July 22, 1974	Caps acquired <b>Tommy Williams</b> from Boston for cash.
July 28, 1974	Caps acquired <b>Bill Lesuk</b> from Los Angeles for cash.
July 29, 1974	Caps acquired <b>Andre Peloffy</b> from NY Rangers for cash.
October 1, 1974	Caps signed <b>Bernie Wolfe</b> .
October 29, 1974	Caps claimed <b>Rod Seiling</b> off waivers from NY Rangers.
November 2, 1974	Caps acquired <b>Willie Brossart</b> and <b>Tim Ecclestone</b> from Toronto for <b>Rod Seiling</b> .
November 2, 1974	Caps traded <b>Tim Ecclestone</b> to Atlanta for cash.
December 14, 1974	Caps acquired <b>Ron LaLonde</b> from Pittsburgh for <b>Lew Morrison</b> .
December 20, 1974	Caps signed <b>Bill Riley</b> to a five-game tryout contract.
January 21, 1975	Caps acquired <b>Ron Jones</b> from Pittsburgh for Pete Laframboise.
February 8, 1975	Caps acquired <b>Jack Lynch</b> from Detroit for <b>Dave Kryskow</b> .
February 10, 1975	Caps acquired <b>Garnet Bailey</b> and <b>Stan Gilbertson</b> from St. Louis for <b>Denis Dupere</b> .
February 28, 1975	Caps acquired <b>Nelson Pyatt</b> from Detroit for a 3rd round pick ( <b>Allen Cameron</b> ) in the 1975 Amateur Draft.
March 3, 1975	Caps traded <b>Bill Mikkelsen</b> to Los Angeles for cash.
March 9, 1975	Caps acquired <b>Blair Stewart</b> from Detroit for <b>Mike Bloom</b> .
May 21, 1975	Caps released <b>Bruce Cowick</b> on waivers to St. Louis.
June 4, 1975	Caps acquired <b>Bill Clement</b> , <b>Don Maclean</b> , and a 1st round pick in the 1975 Amateur Draft ( <b>Alex Forsythe</b> ) from Philadelphia for a 1st round pick in the 1975 Amateur Draft ( <b>Mel Bridgman</b> ).
June 17, 1975	Caps claimed <b>Hartland Monahan</b> from NY Rangers in Intra-League Draft.
October, 1975	Caps signed <b>Brian Stapleton</b> to a three-game tryout contract.
December 15, 1975	Caps acquired <b>Bob Sirois</b> from Philadelphia for future considerations ( <b>John Paddock</b> ).
December 16, 1975	Caps acquired <b>Harvey Bennett</b> from Pittsburgh for <b>Stan Gilbertson</b> .
January 22, 1976	Caps acquired <b>Gerry Meahan</b> , <b>Jean Lemieux</b> , and Buffalo's 1st round pick in the 1976 Entry Draft (previously acquired, <b>Gregg Carroll</b> ) from Atlanta for <b>Bill Clement</b> .
February 23, 1976	Caps acquired <b>Rich Nantais</b> and <b>Alain Langlois</b> from New Haven (AHL) for <b>Ron H. Anderson</b> and <b>Bob Gryp</b> .
March 1, 1976	Caps signed <b>Rick Bragnalo</b> .
September 1, 1976	Caps signed <b>Guy Charron</b> .
September 27, 1976	Caps traded <b>Blair MacKasey</b> to Toronto for cash.
October 5, 1976	Caps signed <b>Gord Lane</b> .
October 10, 1976	Caps signed <b>Steve Self</b> .
November 24, 1976	Caps traded <b>Harvey Bennett</b> to Philadelphia for cash.
November 30, 1976	Caps acquired <b>Bryan Watson</b> from Detroit for <b>Greg Joly</b> .
December 4, 1976	Caps acquired <b>Bill Collins</b> from Philadelphia for cash.
January 19, 1977	Caps signed <b>Bill Riley</b> .
February 1, 1977	Caps signed <b>Craig Patrick</b> .
March 3, 1977	Caps acquired <b>Roger Crozier</b> from Buffalo for cash.
May 29, 1977	Caps claimed <b>Doug Gibson</b> off waivers from Boston.
August 17, 1977	Caps acquired <b>Walt McKechnie</b> , a 3rd round pick in the 1978 Amateur Draft ( <b>Jay Johnston</b> ), and a 2nd round pick in the 1979 Amateur Draft ( <b>Errol Rousse</b> ) from Detroit for the rights to <b>Ron Low</b> and a 3rd round pick ( <b>Borris Fistic</b> ) in the 1979 Amateur Draft.
September 3, 1977	Caps signed <b>Gary Smith</b> .
October 1, 1977	Caps acquired <b>Don Awrey</b> from Pittsburgh for <b>Bob Paradise</b> .
October 17, 1977	Caps traded <b>Hartland Monahan</b> to Pittsburgh for a 1st round pick (later traded) in the 1979 Entry Draft.
December 9, 1977	Caps acquired <b>Bob Girard</b> and a 2nd round pick in the 1978 Amateur Draft ( <b>Paul McKinnon</b> ) from Cleveland for <b>Walt McKechnie</b> .
February 19, 1978	Caps traded <b>Gary Smith</b> to Minnesota for cash.
June 10, 1978	Caps signed <b>Rolf Edberg</b> .
June 10, 1978	Caps signed <b>Leif Svensson</b> .
September 21, 1978	Caps signed <b>Greg Carroll</b> .
October 9, 1978	Caps claimed <b>Pierre Bouchard</b> from Montreal in Waiver Draft.
October 18, 1978	Caps acquired <b>Dennis Maruk</b> from Minnesota for Pittsburgh's 1st round pick in the 1979 Entry Draft (previously acquired, <b>Tom McCarthy</b> ).
October 19, 1978	Caps acquired <b>Michel Bergeron</b> from the NY Islanders for a 2nd round pick ( <b>Tomas Jonsson</b> ) in the 1979 Amateur Draft.
December 4, 1978	Caps signed <b>Gary Rissling</b> .
December 19, 1978	Caps signed <b>Gary Inness</b> .
January 6, 1979	Caps released <b>Greg Carroll</b> on waivers to Detroit.
January 15, 1979	Caps claimed <b>Greg Polis</b> off waivers from NY Rangers.
February 7, 1979	Caps signed <b>Dennis Hextall</b> .
March 12, 1979	Caps acquired <b>Chuck Arnason</b> from Minnesota for future considerations.
April 24, 1979	Caps traded <b>Chuck Arnason</b> to Minnesota for cash.
June 9, 1979	Caps reclaimed <b>Paul MacKinnon</b> from Winnipeg prior to Expansion Draft.
June 9, 1979	Caps claimed <b>Bengt Gustafsson</b> from Edmonton (WHL) prior to Expansion Draft.
June 11, 1979	Caps acquired <b>Steve Clippingdale</b> from Los Angeles for <b>Mike Marson</b> .
June 13, 1979	Caps lost <b>Doug Patey</b> to Edmonton in Expansion Draft.
June 13, 1979	Caps lost <b>Gord Smith</b> to Winnipeg in Expansion Draft.
June 13, 1979	Caps lost <b>Bill Riley</b> to Winnipeg in Expansion Draft.
June 13, 1979	Caps lost <b>Blair Stewart</b> to Quebec in Expansion Draft.
June 13, 1979	Caps claimed <b>Eddy Godin</b> as a fill in during Expansion Draft.
June 13, 1979	Caps claimed <b>Bob Girard</b> as a fill in during Expansion Draft.
June 15, 1979	Caps acquired <b>Dave Parro</b> from Quebec for <b>Nelson Burton</b> .
August 12, 1979	Caps signed <b>Tony Cassolato</b> .
August 16, 1979	Caps acquired <b>Wayne Stephenson</b> from Philadelphia for a 3rd round pick in the 1981 Entry Draft ( <b>Barry Tabobondung</b> ).

# All-Time Transactions

DATE	TRANSACTION
September 16, 1979	Caps signed <b>Antero Lehtonen</b> .
October 9, 1979	Caps signed <b>Claude Noel</b> .
November 9, 1979	Caps signed <b>Jim McTaggart</b> .
December 7, 1979	Caps acquired <b>Mike Kaszycki</b> from NY Islanders for <b>Gord Lane</b> .
January 17, 1980	Caps acquired <b>Al Hangsleben</b> from Hartford for <b>Tom Rowe</b> .
February 16, 1980	Caps acquired <b>Pat Ribble</b> from Toronto for <b>Mike Kaszycki</b> .
June 5, 1980	Caps signed <b>Howard Walker</b> .
June 11, 1980	Caps acquired <b>Mike Palmateer</b> and Toronto's 3rd round pick in the 1980 Entry Draft ( <b>Torrie Robertson</b> ) from Toronto for <b>Tim Coulis</b> , <b>Robert Picard</b> and a 2nd round pick in the 1980 Entry Draft ( <b>Bob McGill</b> ).
July 1, 1980	Caps acquired <b>Jean Pronovost</b> from Calgary for cash.
August 21, 1980	Caps acquired <b>Bob Kelly</b> from Philadelphia for a 3rd round pick in the 1982 Entry Draft ( <b>Bill Campbell</b> ).
October 6, 1980	Caps signed <b>Dennis Ververgaert</b> .
November 7, 1980	Caps claimed <b>Rick Smith</b> off waivers from Detroit.
December 26, 1980	Caps acquired <b>Dwayne Lowdermilk</b> from NY Islanders for future considerations.
January 2, 1981	Caps acquired a 5th round pick in the 1981 Entry Draft ( <b>Peter Sidorkiewicz</b> ) from Pittsburgh for <b>Gary Rissling</b> .
June 5, 1981	Caps signed <b>Roland Stoltz</b> .
July 23, 1981	Caps acquired <b>Al Jensen</b> from Detroit for <b>Mark Lofthouse</b> .
September 4, 1981	Caps signed <b>Orest Kindrachuk</b> .
September 4, 1981	Caps transferred <b>Paul Mulvey</b> to Pittsburgh as compensation for Caps' signing of <b>Orest Kindrachuk</b> .
October 5, 1981	Caps claimed <b>Terry Murray</b> off waivers from Philadelphia.
November 25, 1981	Caps acquired <b>Bobby Gould</b> and <b>Randy Holt</b> from Calgary for Pat Ribble and a 2nd round pick in the 1982 Entry Draft ( <b>Todd Francis</b> ).
January 31, 1982	Caps signed <b>Tom Rowe</b> .
February 1, 1982	Caps acquired <b>Lee Norwood</b> and a 6th round pick in the 1982 Entry Draft ( <b>Mats Kihlstrom</b> ) from Quebec for Tim Tookey and a 7th round pick in the 1982 Entry Draft ( <b>Daniel Poudrier</b> ).
March 9, 1982	Caps acquired <b>Doug Hicks</b> from Edmonton for <b>Todd Bidner</b> .
June 9, 1982	Caps acquired <b>Ken Houston</b> and <b>Pat Riffin</b> from Calgary for <b>Howard Walker</b> , <b>George White</b> , a 6th round pick in the 1982 Entry Draft ( <b>Mats Kihlstrom</b> ), a 3rd round pick in the 1983 Entry Draft ( <b>Parry Berezan</b> ), and a 2nd round pick in the 1984 Entry Draft ( <b>Paul Ranheim</b> ).
June 9, 1982	Caps acquired <b>Alan Haworth</b> and a 3rd round pick ( <b>Milan Novy</b> ) in the 1982 Entry Draft from Buffalo for a 2nd round pick ( <b>Mike Anderson</b> ) and a 4th round pick ( <b>Timo Jutila</b> ) in the 1982 Entry Draft.
August 4, 1982	Caps acquired <b>Robbie Moore</b> and a 11th round pick in the 1983 Entry Draft ( <b>Anders Huss</b> ) from Minnesota for <b>Wes Jarvis</b> and <b>Rollie Boutin</b> .
August 28, 1982	Caps acquired <b>Ted Bulley</b> and <b>Dave Hutchinson</b> from Chicago for a 6th round choice in the 1983 Entry Draft ( <b>Jari Torkki</b> ) and a 5th round pick in the 1984 Entry Draft ( <b>Darin Sceviour</b> ).
September 9, 1982	Caps traded <b>Mike Palmateer</b> to Toronto for cash.
September 9, 1982	Caps acquired <b>Rod Langway</b> , <b>Craig Laughlin</b> , <b>Doug Jarvis</b> and <b>Brian Engblom</b> from Montreal for <b>Ryan Walter</b> and <b>Rick Green</b> .
October 4, 1982	Caps released <b>Dave Hutchinson</b> in waiver draft to New Jersey.
April 5, 1983	Caps signed <b>Bryan Erickson</b> .
June 8, 1983	Caps acquired <b>Dave Christian</b> from Winnipeg for a 1st round pick in the 1983 Entry Draft ( <b>Bobby Dollas</b> ).
July 5, 1983	Caps acquired a 2nd round pick in the 1984 Entry Draft ( <b>Stephen Leach</b> ) from Minnesota for <b>Dennis Maruk</b> .
October 3, 1983	Caps acquired <b>Greg C. Adams</b> from Hartford for <b>Torrie Robertson</b> .
October 6, 1983	Caps acquired <b>Dave Shand</b> from Toronto for <b>Lee Norwood</b> .
October 18, 1983	Caps acquired <b>Larry Murphy</b> from Los Angeles for <b>Brian Engblom</b> and <b>Ken Houston</b> .
November 17, 1983	Caps claimed <b>Gary McAdam</b> off waivers from New Jersey.
January 18, 1984	Caps traded rights to <b>Gary McAdam</b> to New Jersey for cash.
February 21, 1984	Caps signed <b>Bob Mason</b> .
February 21, 1984	Caps signed <b>Gary Sampson</b> .
March 6, 1984	Caps acquired a 4th round pick in the 1985 Entry Draft ( <b>Larry Shaw</b> ) from Edmonton for <b>Risto Jalo</b> .
March 29, 1984	Caps signed <b>Andre Hidi</b> .
July 11, 1984	Caps signed <b>Marc Chorney</b> .
July 17, 1984	Caps signed <b>Paul Gardner</b> .
August 7, 1984	Caps signed <b>Mike McEwen</b> .
August 17, 1984	Caps signed <b>Graeme Nicolson</b> .
March 12, 1985	Caps acquired <b>Mark Taylor</b> from Pittsburgh for <b>Jim McGeough</b> .
March 12, 1985	Caps acquired <b>David Jensen</b> from Hartford for <b>Dean Evason</b> and <b>Peter Sidorkiewicz</b> .
June 25, 1985	Caps signed <b>Grant Jennings</b> .
August 6, 1985	Caps signed <b>Grant Martin</b> .
September 9, 1985	Caps acquired <b>Daryl Evans</b> from Los Angeles for <b>Glen Currie</b> .
October 7, 1985	Caps claimed <b>Dwight Schofield</b> in Waiver Draft from St. Louis.
October 31, 1985	Caps acquired <b>Bruce Shoenbottom</b> from Los Angeles for <b>Bryan Erickson</b> .
November 14, 1985	Caps acquired <b>Pete Peeters</b> from Boston for <b>Pat Riffin</b> .
December 6, 1985	Caps acquired <b>Jorgen Petterson</b> from Hartford for <b>Doug Jarvis</b> .
March 10, 1986	Caps acquired <b>John Barrett</b> and <b>Greg Smith</b> from Detroit for <b>Darren Veitch</b> .
March 10, 1986	Caps acquired a 3rd round pick in the 1986 Entry Draft ( <b>Shawn Simpson</b> ) from Quebec for <b>Peter Andersson</b> .
October 6, 1986	Caps claimed <b>John Blum</b> in Waiver Draft from Boston.
October 8, 1986	Caps traded <b>Dwight Schofield</b> to Pittsburgh for cash.
January 1, 1987	Caps acquired <b>Bob Crawford</b> , <b>Kelly Miller</b> and <b>Mike Ridley</b> from NY Rangers for <b>Bob Carpenter</b> and a 2nd round pick in the 1989 Entry Draft ( <b>Jason Prosofsky</b> ).
February 14, 1987	Caps acquired <b>Garry Galley</b> from Los Angeles for <b>Al Jensen</b> .



# All-Time Transactions

DATE	TRANSACTION
May 22, 1987	Caps signed <b>Robin Bawa</b> .
June 1, 1987	Caps acquired a 7th round pick in the 1988 Entry Draft ( <b>Brad Schlegel</b> ) from Boston for <b>John Blum</b> .
June 13, 1987	Caps acquired <b>Clint Malarchuk</b> and <b>Dale Hunter</b> from Quebec for <b>Gaetan Duchesne</b> , <b>Alan Haworth</b> and a 1st round pick in the 1987 Entry Draft ( <b>Joe Sakic</b> ).
August 27, 1987	Caps acquired <b>Peter Sundstrom</b> from NY Rangers for a 5th round pick ( <b>Martin Bergeron</b> ) in the 1988 Entry Draft.
October 9, 1987	Caps signed <b>Mike Richard</b> .
December 11, 1987	Caps acquired Montreal's 2nd round pick in the 1988 Entry Draft (previously acquired, <b>Wade Bartley</b> ) from St. Louis for <b>Paul Cavallini</b> .
February 9, 1988	Caps acquired <b>Grant Ledyard</b> from Los Angeles for <b>Craig Laughlin</b> .
February 22, 1988	Caps traded <b>John Barrett</b> to Minnesota for future considerations.
March 1, 1988	Caps signed <b>Chris Felix</b> .
June 6, 1988	Caps signed <b>Shawn Cronin</b> .
July 6, 1988	Caps acquired <b>Neil Sheehy</b> and <b>Mike Millar</b> from Hartford for <b>Grant Jennings</b> and <b>Ed Kastelic</b> .
July 22, 1988	Caps acquired the rights to <b>Geoff Courtnall</b> from Edmonton for <b>Greg C. Adams</b> .
October 19, 1988	Caps acquired <b>Rob Whistle</b> from St. Louis for a 6th round pick in the 1989 Entry Draft ( <b>Derek Frenette</b> ).
November 1, 1988	Caps acquired <b>Don Beaupre</b> from Minnesota for <b>Claudio Scremin</b> .
January 23, 1989	Caps acquired <b>Kent Carlson</b> from Winnipeg for future considerations.
February 28, 1989	Caps signed <b>Doug Wickenheiser</b> .
March 6, 1989	Caps acquired <b>Scot Kleinendorst</b> from Hartford for <b>Jim Thompson</b> .
March 7, 1989	Caps acquired <b>Calle Johansson</b> and a 2nd round pick in the 1989 Entry Draft ( <b>Byron Dafoe</b> ) from Buffalo for <b>Clint Malarchuk</b> , <b>Grant Ledyard</b> and a 6th round pick in the 1989 Entry Draft ( <b>Brian Holzinger</b> ).
March 7, 1989	Caps acquired <b>Dino Ciccarelli</b> and <b>Bob Rouse</b> from Minnesota for <b>Mike Gartner</b> and <b>Larry Murphy</b> .
June 1, 1989	Caps acquired <b>Mark Ferner</b> from Buffalo for <b>Scott McCrory</b> .
June 17, 1989	Caps acquired <b>Bob Mason</b> from Quebec for future considerations.
June 17, 1989	Caps acquired <b>Alan May</b> from Los Angeles for a 5th round pick in the 1989 Entry Draft ( <b>Thomas Newman</b> ).
June 19, 1989	Caps acquired a 10th round pick in the 1991 Entry Draft ( <b>Rob Leask</b> ) from New Jersey for <b>Peter Sundstrom</b> .
June 29, 1989	Caps acquired a 5th round pick in the 1990 Entry Draft ( <b>Mark Ouimet</b> ) from Toronto for <b>Lou Franschetti</b> .
July 25, 1989	Caps signed <b>Brian Tutt</b> .
August 21, 1989	Caps signed <b>Kent Paynter</b> .
September 28, 1989	Caps acquired <b>Alain G. Cote</b> from Boston for <b>Bobby Gould</b> .
October 2, 1989	Caps claimed <b>Nick Kypreos</b> in Waiver Draft from Philadelphia.
October 2, 1989	Caps acquired <b>Alfie Turcotte</b> from Boston for <b>Mike Millar</b> .
December 13, 1989	Caps acquired <b>Bob Joyce</b> from Boston for <b>Dave Christian</b> .
January 5, 1990	Caps acquired <b>John Tucker</b> from Buffalo for future considerations.
March 6, 1990	Caps acquired <b>Mike Liut</b> from Hartford for <b>Yvon Corriveau</b> .
June 22, 1990	Caps acquired <b>Marc Deschamps</b> from Montreal for <b>Alain G. Cote</b> .
July 3, 1990	Caps traded <b>John Tucker</b> to Buffalo for cash.
July 3, 1990	Caps signed <b>Ken Lovsin</b> .
July 13, 1990	Caps acquired <b>Peter Zezel</b> and <b>Mike Lalor</b> from St. Louis for <b>Geoff Courtnall</b> .
July 16, 1990	Caps lost restricted free agent <b>Scott Stevens</b> to St. Louis in exchange for five 1st round draft picks (1991- <b>Trevor Halverson</b> , 1992- <b>Sergei Gonchar</b> , 1993- <b>Brendan Witt</b> , 1994-traded to Toronto, <b>Eric Fichaud</b> , 1995- <b>Miika Elomo</b> ).
September 30, 1990	Caps acquired <b>Dave Tippett</b> from Hartford for a 6th round pick in the 1992 Entry Draft ( <b>Jarrett Reid</b> ).
September 30, 1990	Caps acquired <b>Shawn Anderson</b> from Buffalo for <b>Bill Houlder</b> .
October 1, 1990	Caps released <b>Shawn Anderson</b> on waivers to Quebec.
October 3, 1990	Caps acquired <b>Joel Quenneville</b> from Hartford for cash.
January 16, 1991	Caps acquired <b>Al Iafrate</b> from Toronto for <b>Peter Zezel</b> and <b>Bob Rouse</b> .
January 24, 1991	Caps acquired <b>Paul Fenton</b> and <b>John Kordic</b> from Toronto for a 5th round pick in the 1991 Entry Draft ( <b>Alexei Kuashov</b> ).
January 24, 1991	Caps acquired <b>Ken Sabourin</b> from Calgary for <b>Paul Fenton</b> .
March 5, 1991	Caps acquired <b>Bobby Reynolds</b> from Toronto for <b>Rob Mendel</b> .
May 21, 1991	Caps acquired <b>Craig Duncanson</b> , <b>Brent Hughes</b> and <b>Simon Wheeldon</b> from Winnipeg for <b>Bob Joyce</b> , <b>Tyler Larter</b> and <b>Kent Paynter</b> .
May 30, 1991	Caps lost <b>Rob Murray</b> to Minnesota in Expansion Draft.
June 21, 1991	Caps acquired <b>Shawn Chambers</b> from Minnesota for <b>Steve Maltais</b> and <b>Trent Klatt</b> .
June 21, 1991	Caps acquired <b>Randy Burridge</b> from Boston for <b>Stephen Leach</b> .
June 22, 1991	Caps acquired Toronto's 2nd round pick in the 1991 Entry Draft (previously acquired, <b>Eric Lavigne</b> ) from Quebec for <b>Mikhail Tatarinov</b> .
July 31, 1991	Caps traded <b>Robin Bawa</b> to Vancouver for cash.
September 8, 1991	Caps acquired <b>Sylvain Cote</b> from Hartford for a 2nd round pick in the 1992 Entry Draft ( <b>Andrei Nikolishin</b> ).
October 23, 1991	Caps acquired <b>Shawn Anderson</b> from Winnipeg for future considerations.
February 24, 1992	Caps acquired <b>John Byce</b> and <b>Dennis Smith</b> from Boston for <b>Brent Hughes</b> and future considerations.
February 27, 1992	Caps traded <b>Mark Ferner</b> to Toronto for future considerations.
March 2, 1992	Caps acquired <b>Paul MacDermid</b> from Winnipeg for <b>Mike Lalor</b> .
June 15, 1992	Caps acquired <b>Mark Hunter</b> and future considerations ( <b>Yvon Corriveau</b> ) from Hartford for <b>Nick Kypreos</b> .
June 16, 1992	Caps signed <b>Steve Weeks</b> .
June 18, 1992	Caps lost <b>Shawn Chambers</b> to Tampa Bay in Expansion Draft.
June 18, 1992	Caps lost <b>Tim Bergland</b> to Tampa Bay in Expansion Draft.
June 20, 1992	Caps acquired <b>Kevin Miller</b> from Detroit for <b>Dino Ciccarelli</b> .
June 30, 1992	Caps signed <b>Bob Carpenter</b> .
August 13, 1992	Caps traded <b>Steve Weeks</b> to Ottawa for future considerations.
October 1, 1992	Caps acquired <b>Pat Elynuik</b> from Winnipeg for <b>John Druce</b> and Toronto's 4th round pick in the 1993 Entry Draft (previously acquired).
October 4, 1992	Caps released <b>Yvon Corriveau</b> on waivers to San Jose.
November 2, 1992	Caps acquired <b>Paul Cavallini</b> from St. Louis for <b>Kevin Miller</b> .
December 16, 1992	Caps traded <b>Ken Sabourin</b> to Calgary for future considerations.

# All-Time Transactions

DATE	TRANSACTION
January 23, 1993	Caps acquired <b>Eric Murano</b> from Vancouver for Tim Taylor.
March 22, 1993	Caps acquired <b>Rick Tabaracci</b> from Winnipeg for <b>Jim Hrivnak</b> and a 2nd round pick in the 1993 Entry Draft ( <b>Alexei Budayev</b> ).
June 15, 1993	Caps acquired <b>Kevin Kaminski</b> from Quebec for <b>Mark Matier</b> .
June 20, 1993	Caps acquired <b>Mike Hough</b> from Quebec for <b>Reggie Savage</b> and <b>Paul MacDermid</b> .
June 20, 1993	Caps traded <b>Paul Cavallini</b> to Dallas for future considerations ( <b>Enrico Ciccone</b> , June 25, 1993).
June 24, 1993	Caps lost <b>Mike Hough</b> to Florida in Expansion Draft.
June 26, 1993	Caps acquired <b>Craig Berube</b> from Calgary for a 5th round pick in the 1993 Entry Draft ( <b>Darryl Lafrance</b> ).
June 26, 1993	Caps acquired a 7th round pick in the 1993 Entry Draft ( <b>Andrew Brunette</b> ) from Calgary for <b>Brad Schlegel</b> .
July 27, 1993	Caps signed <b>Keith Acton</b> .
August 3, 1993	Caps signed <b>Dave Poulin</b> .
August 5, 1993	Caps signed <b>Todd Nelson</b> .
October 21, 1993	Caps signed <b>Brian Curran</b> .
October 22, 1993	Caps traded <b>Pat Elynuik</b> to Tampa Bay for future considerations.
October 22, 1993	Caps released <b>Keith Acton</b> on waivers to the NY Islanders.
March 19, 1994	Caps claimed <b>Tim Bergland</b> off waivers from Tampa Bay.
March 21, 1994	Caps acquired <b>Jim Johnson</b> from Dallas for Alan May and a 7th round pick in the 1995 Entry Draft ( <b>Jeff Dewar</b> ).
March 21, 1994	Caps acquired <b>Joe Reekie</b> from Tampa Bay for <b>Enrico Ciccone</b> , a 3rd round pick in the 1994 Entry Draft (later traded to Anaheim, <b>Craig Reichert</b> ) and future considerations.
March 21, 1994	Caps acquired <b>Joe Juneau</b> from Boston for <b>Al Iafrate</b> .
June 28, 1994	Caps acquired <b>Rob Pearson</b> and Philadelphia's 1st round pick (previously acquired, <b>Nolan Baumgartner</b> ) in the 1994 Entry Draft from Toronto for <b>Mike Ridley</b> and St. Louis' 1st round pick in the 1994 Entry Draft (previously acquired, <b>Eric Fichaud</b> ).
January 18, 1995	Caps acquired a 5th round pick ( <b>Benoit Gratton</b> ) in the 1995 Entry Draft from Ottawa for <b>Don Beaupre</b> .
January 18, 1995	Caps acquired <b>Mark Tinordi</b> and <b>Rick Mrozik</b> from Dallas for <b>Kevin Hatcher</b> .
February 4, 1995	Caps signed <b>Steve Poapst</b> .
February 10, 1995	Caps acquired <b>Warren Rychel</b> from Los Angeles for <b>Randy Burridge</b> .
February 10, 1995	Caps acquired a 4th round pick in the 1995 Entry Draft ( <b>Sebastien Charpentier</b> ) from Toronto for <b>Warren Rychel</b> .
April 7, 1995	Caps acquired a 5th round pick in the 1995 Entry Draft ( <b>Joel Cort</b> ) from Calgary for <b>Rick Tabaracci</b> .
April 7, 1995	Caps acquired <b>Mike Eagles</b> and <b>Igor Ulanov</b> from Winnipeg for 3rd (later traded to Dallas, <b>Sergei Gusev</b> ) and 5th round picks ( <b>Brian Elder</b> ) in the 1995 Entry Draft.
July 8, 1995	Caps acquired a 1st round pick ( <b>Alexander Volchkov</b> ) and a 4th round pick ( <b>Justin Davis</b> ) in the 1996 Entry Draft from Los Angeles for <b>Dmitri Khristich</b> and <b>Byron Dafoe</b> .
July 12, 1995	Caps acquired Philadelphia's 3rd round pick in the 1996 Entry Draft (previously acquired, <b>Shawn McNeil</b> ) from Colorado for <b>John Slaney</b> .
July 14, 1995	Caps acquired <b>Mike Torchia</b> from Dallas for cash.
September 8, 1995	Caps signed <b>Frank Bialowas</b> .
September 25, 1995	Caps signed <b>Ron Tugnutt</b> .
October 17, 1995	Caps acquired a 3rd round pick in the 1996 Entry Draft ( <b>Dave Weninger</b> ) from Chicago for <b>Igor Ulanov</b> .
November 16, 1995	Caps acquired <b>Eric Charron</b> from Tampa Bay for a 7th round pick in the 1997 Entry Draft ( <b>Eero Somervuori</b> ).
January 29, 1996	Caps acquired <b>Denis Chasse</b> from St. Louis for <b>Rob Pearson</b> .
February 15, 1996	Caps acquired <b>Stewart Malgunas</b> from Winnipeg for <b>Denis Chasse</b> .
March 8, 1996	Caps acquired <b>Todd Krygier</b> from Anaheim for <b>Mike Torchia</b> .
May 21, 1996	Caps acquired <b>Michel Picard</b> from Ottawa for cash.
July 12, 1996	Caps signed <b>Daniel Laperriere</b> .
July 18, 1996	Caps traded <b>Frank Bialowas</b> to Philadelphia for future considerations.
July 22, 1996	Caps signed <b>Phil Housley</b> .
August 27, 1996	Caps signed <b>Robb Stauber</b> .
November 2, 1996	Caps acquired <b>Curtis Leschyshyn</b> and <b>Chris Simon</b> from Colorado for <b>Keith Jones</b> and a 1st round pick in the 1998 Entry Draft ( <b>Scott Parker</b> ).
November 9, 1996	Caps acquired <b>Andrei Nikolishin</b> from Hartford for <b>Curtis Leschyshyn</b> .
March 1, 1997	Caps acquired <b>Bill Ranford</b> , <b>Adam Oates</b> and <b>Rick Tocchet</b> from Boston for <b>Jason Allison</b> , <b>Jim Carey</b> , <b>Anson Carter</b> and a 3rd round pick in the 1997 Entry Draft ( <b>Lee Goren</b> ).
March 17, 1997	Caps signed <b>Ryan Mulhern</b> .
August 20, 1997	Caps signed <b>Mike O'Neill</b> .
August 20, 1997	Caps signed <b>Mark Major</b> .
September 4, 1997	Caps acquired a 7th round pick in the 1998 Entry Draft ( <b>Nathan Forster</b> ) from Calgary for <b>Eric Charron</b> .
October 1, 1997	Caps signed <b>Jan Benda</b> .
October 10, 1997	Caps acquired a 5th round pick in the 1998 Entry Draft ( <b>Erik Wendell</b> ) from Chicago for <b>Martin Gendron</b> and a 6th round pick in the 1998 Entry Draft ( <b>Jonathan Pelletier</b> ).
August 20, 1997	Caps signed <b>Stephane Beauregard</b> .
November 19, 1997	Caps claimed <b>Jeff Toms</b> off waivers from Tampa Bay.
March 9, 1998	Caps acquired <b>Esa Tikkanen</b> from Florida for <b>Dwayne Hay</b> and future considerations.
March 21, 1998	Caps signed <b>Brian Bellows</b> .
March 24, 1998	Caps acquired <b>Jeff Brown</b> from Toronto for <b>Sylvain Cote</b> .
June 18, 1998	Caps acquired a 3rd round pick in the 1998 Entry Draft ( <b>Todd Hornung</b> ) and a 2nd round pick in the 1999 Entry Draft from Tampa Bay for <b>Bill Ranford</b> .
June 26, 1998	Caps lost <b>Andrew Brunette</b> to Nashville in Expansion Draft.
July 14, 1998	Caps signed <b>Dmitri Mironov</b> .
July 21, 1998	Caps released <b>Phil Housley</b> on waivers to Calgary.
October 15, 1998	Caps acquired <b>James Black</b> from Chicago for a conditional pick (later re-acquired) in the 1999 Entry Draft.
October 16, 1998	Caps acquired <b>Tom Chorske</b> and an 8th round pick ( <b>Maxim Orlov</b> ) in the 1999 Entry Draft from NY Islanders for a 6th round pick ( <b>Bjorn Melin</b> ) in the 1999 Entry Draft.
December 28, 1998	Caps acquired <b>Enrico Ciccone</b> from Tampa Bay for cash.
February 3, 1999	Caps acquired <b>Barrie Moore</b> from Edmonton for <b>Brad Church</b> .
March 18, 1999	Caps traded <b>Brad Shaw</b> and a pick in the 1999 Entry Draft to St. Louis for a pick in the 1999 Entry Draft.

# All-Time Transactions

DATE	TRANSACTION
March 22, 1999	Caps acquired a 7th round pick and a 9th round pick in the 1999 Entry Draft from Calgary for <b>Tom Chorske</b> .
March 22, 1999	Caps acquired <b>Alexei Tezikov</b> and future considerations from Buffalo for <b>Joe Juneau</b> and a 3rd round pick in the 1999 Entry Draft ( <b>Tim Preston</b> ).
March 23, 1999	Caps traded <b>Dale Hunter</b> to Colorado for an optional pick in the 1999 or 2000 Entry Draft.
March 23, 1999	Caps traded <b>Craig Berube</b> to Philadelphia for cash.
March 30, 1999	Caps signed <b>Jeff Halpern</b> .
June 21, 1999	Caps acquired <b>Jeff Nelson</b> from Nashville for future considerations.
June 25, 1999	Caps lost <b>Mark Tinordi</b> to Atlanta in Expansion Draft.
July 16, 1999	Caps acquired <b>Craig Billington</b> from Colorado for future considerations.
July 20, 1999	Caps signed <b>Glen Metropolit</b> .
July 21, 1999	Caps signed <b>Ulf Dahlen</b> .
July 27, 1999	Caps signed <b>Joe Sacco</b> .
August 9, 1999	Caps signed <b>Jamie Huscroft</b> .
August 18, 1999	Caps acquired <b>Steve Shirreffs</b> from Calgary for <b>Benoit Gratton</b> .
September 27, 1999	Caps claimed <b>Ken Sutton</b> in Waiver Draft from New Jersey.
October 5, 1999	Caps traded <b>Ken Sutton</b> to New Jersey for future considerations.
January 17, 2000	Caps acquired a 7th round pick in the 2000 Entry Draft (later traded to Los Angeles, <b>Evgeny Federov</b> and a 3rd round pick in the 2001 Entry Draft (later traded to Toronto, <b>Brendan Bell</b> ) from Tampa Bay for <b>Jaroslav Svejksky</b> .
January 18, 2000	Caps claimed <b>Terry Yake</b> off waivers from St. Louis.
January 20, 2000	Caps claimed <b>Jim McKenzie</b> off waivers from Anaheim.
February 3, 2000	Caps traded <b>Stewart Malgunas</b> to Nashville for future considerations.
February 4, 2000	Caps traded <b>Alexandre Volchkov</b> to Edmonton for future considerations.
February 10, 2000	Caps claimed <b>Joe Murphy</b> off waivers from Boston.
June 2, 2000	Caps acquired <b>Stephen Peat</b> from Anaheim for a 4th round pick in the 2000 Entry Draft ( <b>Jonas Ronnqvist</b> ).
June 23, 2000	Caps lost <b>Barrie Moore</b> to Columbus in Expansion Draft.
June 23, 2000	Caps lost <b>Oleg Orekhovsky</b> to Minnesota in Expansion Draft.
June 24, 2000	Caps acquired a 2nd round pick in the 2000 Entry Draft ( <b>Matt Pettinger</b> ) from Calgary for <b>Miika Elomo</b> .
July 6, 2000	Caps signed <b>Sylvain Cote</b> .
July 7, 2000	Caps signed <b>Craig Berube</b> .
July 21, 2000	Caps acquired <b>Remi Royer</b> from Chicago for <b>Nolan Baumgartner</b> .
July 21, 2000	Caps signed <b>Todd Rohloff</b> .
November 1, 2000	Caps signed <b>Corey Hirsch</b> .
November 29, 2000	Caps acquired <b>Derek Bekar</b> from St. Louis for <b>Mike Peluso</b> .
December 11, 2000	Caps acquired <b>Dmitri Khristich</b> from Toronto for a 3rd round pick in the 2001 Entry Draft ( <b>Brendan Bell</b> ).
January 11, 2001	Caps traded <b>Craig Berube</b> to NY Islanders for a 9th round pick in the 2001 Entry Draft ( <b>Robert Muller</b> ).
February 1, 2001	Caps acquired <b>Brantt Myhres</b> from Nashville for future considerations.
March 3, 2001	Caps acquired <b>David Emma</b> from Florida for <b>Remi Royer</b> .
March 13, 2001	Caps acquired <b>Trevor Linden</b> , <b>Dainius Zubrus</b> and a 2nd round pick in the 2001 Entry Draft (later traded to Tampa Bay, <b>Andreas Holmqvist</b> ) from Montreal for <b>Jan Bulis</b> , <b>Richard Zednik</b> and a 1st round pick in the 2001 Entry Draft ( <b>Alexander Perezhogin</b> ).
March 13, 2001	Caps acquired <b>Jason Marshall</b> from Anaheim for <b>Alexei Tezikov</b> and a 4th round pick in the 2001 Entry Draft ( <b>Brandon Rogers</b> ).
March 13, 2001	Caps acquired <b>Dean Melanson</b> from Philadelphia for <b>Matt Herr</b> .
May 3, 2001	Caps signed <b>Martin Hlinka</b> .
July 11, 2001	Caps acquired <b>Jaromir Jagr</b> and <b>Frantisek Kucera</b> from Pittsburgh for <b>Kris Beech</b> , <b>Ross Lupaschuk</b> , <b>Michal Sivek</b> and future considerations.
August 1, 2001	Caps signed <b>Peter Ferraro</b> .
August 22, 2001	Caps acquired <b>Chris Ferraro</b> from New Jersey for future considerations.
October 20, 2001	Caps claimed <b>Glen Metropolit</b> off waivers from Tampa Bay.
November 10, 2001	Caps acquired a 1st round choice in the 2002 draft and a 3rd round choice in 2003 from Vancouver for <b>Trevor Linden</b> and a 2nd round choice in either 2002 or 2003.
January 8, 2002	Caps signed <b>Colin Forbes</b> .
January 17, 2002	Caps acquired a 4th round choice in the 2002 draft from Chicago for <b>Joe Reekie</b> .
January 29, 2002	Caps claimed <b>Ivan Ciernik</b> off waivers from Ottawa.
February 1, 2002	Caps claimed <b>Trent Whitfield</b> off waivers from NY Rangers.
March 19, 2002	Caps claimed <b>Benoit Hogue</b> off waivers from Boston.
March 19, 2002	Caps acquire <b>Maxime Ouellet</b> and 1st, 2nd and 3rd round choices in the 2002 draft from Philadelphia for <b>Adam Oates</b> .
July 1, 2002	Caps signed <b>Robert Lang</b> .
July 9, 2002	Caps signed <b>Kip Miller</b> and <b>Dwayne Zinger</b> .
September 13, 2002	Caps signed <b>Jason Doig</b> .
October 2, 2002	Caps claimed <b>Alex Henry</b> off waivers from Edmonton.
October 15, 2002	Caps claimed <b>Andreas Salomonsson</b> off waivers from New Jersey.
November 1, 2002	Caps acquired <b>Michael Nylander</b> and a 3rd round choice in 2003 for <b>Andrei Nikolishin</b> and <b>Chris Simon</b> .
December 16, 2002	Caps acquired <b>Josef Boumedienne</b> from Ottawa in exchange for <b>Dean Melanson</b> .
January 15, 2003	Caps claimed <b>Josh Green</b> of waivers from the NY Rangers.
January 15, 2003	Caps acquired <b>Joel Kwiatkowski</b> from Ottawa for future considerations.
March 11, 2003	Caps acquired <b>Sergei Berezin</b> from Chicago for a 4th round choice in the 2004 Entry Draft.
July 1, 2003	Caps acquired <b>Dmitry Yushkevich</b> from Philadelphia in exchange for a 7th round pick in the 2004 Entry Draft.
July 14, 2003	Caps acquired <b>Alexander Riazantsev</b> from Nashville in exchange for <b>Mike Farrell</b> .
July 14, 2003	Caps signed <b>Andrej Podkonicky</b> and <b>Garret Stroshein</b> .
July 18, 2003	Caps signed <b>John Gruden</b> .
August 18, 2003	Caps signed <b>Francois Methot</b> .
September 5, 2003	Caps signed <b>Darcy Verot</b> .
October 3, 2003	Caps claimed <b>Denis Hamel</b> from Ottawa and <b>Brian Willie</b> from Colorado in the Waiver Draft.

# All-Time Transactions

DATE	TRANSACTION
October 5, 2003	Caps traded <b>Denis Hamel</b> to Ottawa for future considerations.
October 5, 2003	Caps lost <b>Glen Metropolit</b> to Ottawa in the Waiver Draft.
October 22, 2003	Caps acquired <b>Bates Battaglia</b> and <b>Jonas Johansson</b> from Colorado for <b>Steve Konowalchuk</b> and a 3rd round selection in the 2004 Entry Draft.
December 20, 2003	Caps signed <b>Colin Forbes</b> .
January 9, 2004	Caps claimed <b>Todd Rohloff</b> off waivers from Columbus.
January 23, 2004	Caps acquired <b>Anson Carter</b> from NY Rangers in exchange for <b>Jaromir Jagr</b> .
February 18, 2004	Caps acquired <b>Brooks Laich</b> and a 2nd round selection in the 2005 Entry Draft (later traded to Colorado- <b>Chris Durand</b> ) from Ottawa for <b>Peter Bondra</b> .
February 27, 2004	Caps acquired <b>Tomas Fleischmann</b> and Detroit's 1st round choice in the 2004 Entry Draft ( <b>Mike Green</b> ) and 4th round choice in the 2006 Entry Draft ( <b>Luke Lynes</b> ) for <b>Robert Lang</b> .
March 3, 2004	Caps acquired <b>Shaone Morrisonn</b> and 1st ( <b>Jeff Schultz</b> ) and 2nd round ( <b>Michail Yunkov</b> ) selections in the 2004 Entry Draft from Boston for <b>Sergei Gonchar</b> .
March 4, 2004	Caps acquired a 2nd round selection in the 2006 Entry Draft ( <b>Francois Bouchard</b> ) and future considerations from Boston for <b>Michael Nylander</b> .
March 5, 2004	Caps claimed <b>Craig Johnson</b> off waivers from Toronto.
March 5, 2004	Caps claimed <b>Brad Norton</b> off waivers from Los Angeles.
March 8, 2004	Caps acquired <b>Jared Aulin</b> from Los Angeles for <b>Anson Carter</b> .
March 9, 2004	Caps acquired <b>Jakub Klepis</b> from Buffalo for <b>Mike Grier</b> .
March 9, 2004	Caps claimed <b>Jean-Luc Grand-Pierre</b> off waivers from Atlanta.
March 19, 2004	Caps signed <b>Matt Yeats</b> .
April 3, 2004	Caps signed <b>Mel Angelstad</b> .
April 26, 2004	Caps signed <b>Justin Eddy</b> .
August 2, 2004	Caps signed <b>Jeff Paul</b> .
August 24, 2004	Caps signed <b>Louis Robitaille</b> .
August 4, 2005	Caps acquired <b>Chris Clark</b> and a 7th round choice in the 2007 Entry Draft ( <b>Andrew Glass</b> ) from Calgary for a 7th round choice in the 2006 Entry Draft ( <b>Devin Didymete</b> ) and a 6th round choice in the 2007 Entry Draft (later traded to Colorado, <b>Jens Hellgren</b> ).
August 8, 2005	Caps signed <b>Ben Clymer</b> and <b>Miroslav Zalesak</b> .
August 9, 2005	Caps signed <b>Andrew Cassels</b> and <b>Lawrence Nycholat</b> .
August 10, 2005	Caps signed <b>Mathieu Biron</b> and <b>Ivan Majesky</b> .
August 12, 2005	Caps acquired <b>Bryan Muir</b> from Los Angeles for future considerations.
August 12, 2005	Caps signed <b>Jamie Heward</b> and <b>Boyd Kane</b> .
August 18, 2005	Caps signed <b>Matt Bradley</b> .
August 25, 2005	Caps signed <b>David Steckel</b> .
September 26, 2005	Caps acquired <b>Jeff Friesen</b> from New Jersey for a conditional pick in the 2006 Entry Draft.
October 4, 2005	Caps claimed <b>Brent Johnson</b> off waivers from Vancouver.
November 21, 2005	Caps signed <b>Joey Tenute</b> .
December 2, 2005	Caps acquired a 5th round choice in the 2006 Entry Draft (later traded to NY Rangers, <b>Tomas Zaborsky</b> ) from Vancouver for <b>Maxime Ouellet</b> .
December 28, 2005	Caps acquired <b>Colin Forbes</b> from Carolina for <b>Stephen Peat</b> .
February 3, 2006	Caps acquired <b>Doug Doull</b> from Phoenix for <b>Dwayne Zinger</b> .
March 9, 2006	Caps acquired a 2nd round choice in the 2006 Entry Draft ( <b>Keith Seabrook</b> ) from Anaheim for <b>Jeff Friesen</b> .
March 9, 2006	Caps acquired <b>Kris Beech</b> and a 1st round choice in the 2006 Entry Draft ( <b>Semyon Varlamov</b> ) from Nashville for <b>Brendan Witt</b> .
March 9, 2006	Caps claimed <b>Rico Fata</b> off waivers from Atlanta.
April 1, 2006	Caps signed <b>Jamie Hunt</b> and <b>Matt Stefanishon</b> .
July 1, 2006	Caps signed <b>Brian Pothier</b> .
July 12, 2006	Caps acquired <b>Richard Zednik</b> from Montreal for a 3rd round pick in the 2007 Entry Draft ( <b>Olivier Fortier</b> ).
July 14, 2006	Caps signed <b>Donald Brashear</b> , <b>Alexandre Giroux</b> and <b>Chad Wiseman</b> .
July 18, 2006	Caps signed <b>Quintin Laing</b> .
July 21, 2006	Caps signed <b>Peter Vandermeer</b> .
July 25, 2006	Caps signed <b>Trevor Byrne</b> .
July 26, 2006	Caps signed <b>Dean Arsene</b> .
August 8, 2006	Caps signed <b>Timo Helbling</b> and <b>Petr Taticek</b> .
September 14, 2006	Caps signed <b>John Erskine</b> .
February 1, 2007	Caps acquired <b>Milan Jurcina</b> from Boston for a 4th round choice in the 2008 Entry Draft (later traded to Calgary, <b>T.J. Brodie</b> ).
February 26, 2007	Caps acquired <b>Andy Hedlund</b> and a 6th round pick in the 2007 Entry Draft ( <b>Justin Taylor</b> ) from Ottawa for <b>Lawrence Nycholat</b> .
February 26, 2007	Caps acquired a 2nd round pick in the 2007 Entry Draft ( <b>Theo Ruth</b> ) from the New York Islanders for <b>Richard Zednik</b> .
February 27, 2007	Caps acquired <b>Jiri Novotny</b> and a 1st round pick in the 2007 Entry Draft (later traded to San Jose, <b>Nick Petrecki</b> ) from Buffalo for <b>Dainius Zubrus</b> and <b>Timo Helbling</b> .
February 27, 2007	Caps acquired a conditional pick in the 2008 Entry Draft from Los Angeles for <b>Jamie Heward</b> .
March 16, 2007	Caps signed <b>Steve Pinizzotto</b> .
March 17, 2007	Caps signed <b>Sean Collins</b> .
July 1, 2007	Caps signed <b>Tom Poti</b> and <b>Viktor Kozlov</b> .
July 2, 2007	Caps signed <b>Michael Nylander</b> .
July 5, 2007	Caps signed <b>Jame Pollock</b> and <b>Kyle Wilson</b> .
July 9, 2007	Caps signed <b>Joe Motzko</b> .
July 17, 2007	Caps signed <b>Jason Morgan</b> .
November 19, 2008	Caps acquired a 2nd round pick in the 2009 Entry Draft (later traded to Montreal, then Atlanta, <b>Jeremy Morin</b> ) from Anaheim for <b>Brian Sutherby</b> .
February 26, 2008	Caps acquired <b>Cristobal Huet</b> from Montreal for a 2nd round pick in the 2009 Entry Draft (later traded to Atlanta, <b>Jeremy Morin</b> ).
February 26, 2008	Caps acquired <b>Sergei Fedorov</b> from Columbus for <b>Theo Ruth</b> .
February 26, 2008	Caps acquired <b>Matt Cooke</b> from Vancouver for <b>Matt Pettinger</b> .
February 26, 2008	Caps acquired <b>Alexandre Giroux</b> from Atlanta for <b>Joe Motzko</b> .
March 26, 2008	Caps signed <b>Jay Beagle</b> .
June 20, 2008	Caps acquired a 1st round pick in the 2008 Entry Draft ( <b>John Carlson</b> ) from Philadelphia for <b>Steve Eminger</b> and a 3rd round pick in the 2008 Entry Draft ( <b>Jacob Deserres</b> ).
July 1, 2008	Caps signed <b>Jose Theodore</b> .
July 2, 2008	Caps signed <b>Graham Mink</b> and <b>Tyler Sloan</b> .
July 3, 2008	Caps signed <b>Keith Aucoin</b> .



# All-Time Transactions

DATE	TRANSACTION
November 28, 2008	Caps signed <b>Bryan Helmer</b> .
December 12, 2008	Caps signed <b>Brett Leonhardt</b> to an amateur tryout contract.
February 6, 2009	Caps claimed <b>Staffan Kronwall</b> off waivers from Toronto.
March 20, 2009	Caps signed <b>Trevor Bruess</b> .
March 25, 2009	Caps signed <b>Zach Miskovic</b> .
May 26, 2009	Caps signed <b>Jake Hauswirth</b> .
June 27, 2009	Caps acquired a 5th round pick ( <b>Caleb Herbert</b> ) in the 2010 Entry Draft for <b>Sami Lepisto</b> .
July 1, 2009	Caps signed <b>Mike Knuble</b> .
July 10, 2009	Caps signed <b>Brendan Morrison</b> .
July 11, 2009	Caps signed <b>Boyd Kane</b> .
July 17, 2009	Caps traded <b>Keith Seabrook</b> to Calgary for future considerations.
September 30, 2009	Pittsburgh claimed <b>Chris Bourque</b> off waivers.
December 5, 2009	Caps claimed <b>Chris Bourque</b> off waivers from Pittsburgh.
December 28, 2009	Caps acquired <b>Jason Chimera</b> from Columbus for <b>Chris Clark</b> and <b>Milan Jurcina</b> .
March 3, 2010	Caps acquired <b>Scott Walker</b> from Carolina for a 7th round pick in the 2010 Entry Draft (later traded to Philadelphia, <b>Ricard Blidstrand</b> ).
March 3, 2010	Caps acquired <b>Eric Belanger</b> from Minnesota for a 2nd round pick in the 2010 Entry Draft ( <b>Johan Larsson</b> ).
March 3, 2010	Caps acquired <b>Milan Jurcina</b> from Columbus for a conditional draft pick.
March 3, 2010	Caps acquired <b>Joe Corvo</b> from Carolina for <b>Brian Pothier</b> , <b>Oskar Osala</b> and a 2nd round pick in the 2011 Entry Draft (later traded to Calgary, <b>Tyler Wotherspoon</b> ).
April 5, 2010	Caps signed <b>Dustin Stevenson</b> .
June 26, 2010	Caps acquired a 4th round pick ( <b>Philipp Grubauer</b> ) in the 2010 Entry Draft from Toronto for a 4th round pick ( <b>Petter Granberg</b> ) and a 5th round pick ( <b>Daniel Brodin</b> ) in 2010.
July 2, 2010	Caps signed <b>Dany Sabourin</b> .
July 7, 2010	Caps signed <b>Brian Fahey</b> and <b>Kyle Greentree</b> .
July 13, 2010	Caps signed <b>Brian Willsie</b> .
July 28, 2010	Caps acquired <b>D.J. King</b> from St. Louis for <b>Stefan Della Rovere</b> .
September 21, 2010	Caps sign <b>Brandon Anderson</b> .
September 27, 2010	Caps signed <b>Matt Hendricks</b> .
October 4, 2010	Caps signed <b>Philipp Grubauer</b> .
November 30, 2010	Caps acquired <b>Scott Hannan</b> from Colorado for <b>Tomas Fleischmann</b> .
December 2, 2010	Caps sign <b>Brett Flemming</b> .
February 26, 2011	Caps claimed <b>Marco Strum</b> off waivers from Los Angeles.
February 28, 2011	Caps acquired <b>Dennis Wideman</b> from Florida for <b>Jake Hauswirth</b> and a third-round pick in the 2011 Entry Draft ( <b>Jonathan Racine</b> ).
February 28, 2011	Caps acquired <b>Jason Arnott</b> from New Jersey for <b>David Steckel</b> and a 2012 second-round pick.
March 2, 2011	Caps signed <b>Dmitry Orlov</b> .
March 19, 2011	Caps signed <b>Garrett Mitchell</b> .
June 1, 2011	Caps signed <b>Mattias Sjogren</b> .
June 2, 2011	Caps acquired <b>Taylor Steffen</b> from Nashville for a conditional draft pick in the 2013 NHL Entry Draft.
June 24, 2011	Caps acquired <b>Troy Brouwer</b> from Chicago for a 1st round pick in the 2011 Entry Draft ( <b>Phillip Danault</b> ).
July 1, 2011	Caps signed <b>Jeff Halpern</b> .
July 1, 2011	Caps signed <b>Ryan Potulny</b> .
July 1, 2011	Caps acquired a 1st round pick in the 2012 Entry Draft ( <b>Filip Forsberg</b> ) and Boston's 2nd round pick in the 2012 Entry Draft (traded to Dallas; Mike Winther) from Colorado for <b>Semyon Varlamov</b> .
July 1, 2011	Caps signed <b>Joel Ward</b> .
July 1, 2011	Caps signed <b>Roman Hamrlik</b> .
July 2, 2011	Caps signed <b>Tomas Vokoun</b> .
July 2, 2011	Caps signed <b>Chris Bourque</b> .
July 4, 2011	Caps signed <b>Danny Richmond</b> .
July 6, 2011	Caps signed <b>Troy Brouwer</b> .
July 8, 2011	Acquired <b>Danick Paquette</b> and 4th round pick in the 2012 Entry Draft ( <b>Thomas Di Pauli</b> ) from Winnipeg for <b>Eric Fehr</b> .
July 11, 2011	Caps signed <b>Christian Hanson</b> .
July 14, 2011	Caps signed <b>Jacob Micflikier</b> .
August 24, 2011	Caps signed <b>Stanislav Galiev</b> .
November 8, 2011	Caps acquired <b>Tomas Kundratak</b> from the New York Rangers for <b>Francois Bouchard</b> .
January 30, 2012	Caps signed <b>Joel Rechlicz</b> .
February 2, 2012	Caps acquired <b>Kevin Marshall</b> from Philadelphia for <b>Matt Ford</b> .
February 2, 2012	Caps acquired <b>Mike Carman</b> from Colorado for <b>Danny Richmond</b> .
March 27, 2012	Caps signed <b>Cameron Schilling</b> .
May 26, 2012	Caps acquired <b>Zach Hamill</b> from Boston for <b>Chris Bourque</b> .
June 6, 2012	Caps acquired a 7th round pick in the 2012 Entry Draft ( <b>Sergey Kostenko</b> ) from Pittsburgh for <b>Tomas Vokoun</b> .
June 22, 2012	Caps acquired <b>Mike Ribeiro</b> from Dallas for <b>Cody Eakin</b> and a 2nd round pick in the 2012 NHL Draft ( <b>Mike Winther</b> ).
June 27, 2012	Caps acquired a 5th round pick in the 2013 NHL Draft and <b>Jordan Henry</b> from Calgary for <b>Dennis Wideman</b> .
July 2, 2012	Caps signed <b>Garrett Stafford</b> .
July 2, 2012	Caps signed <b>Joey Crabb</b> .
July 3, 2012	Caps signed <b>Jack Hillen</b> .
July 7, 2012	Caps signed <b>Ryan Stoa</b> .
July 11, 2012	Caps signed <b>Wojtek Wolski</b> .
July 13, 2012	Caps signed <b>Filip Forsberg</b> .
July 14, 2012	Caps signed <b>Matt Clackson</b> .
July 19, 2012	Caps signed <b>Tom Wilson</b> .
January 31, 2013	Caps acquired <b>Peter LeBlanc</b> from the Chicago Blackhawks for <b>Mathieu Beaudoin</b> .

# All-Time Transactions

DATE	TRANSACTION
January 31, 2013	Caps acquired <b>Casey Wellman</b> from Florida for <b>Zach Hamill</b> .
February 28, 2013	Caps claimed <b>Aaron Volpatti</b> off waivers from Vancouver.
March 4, 2013	Caps signed <b>Steve Oleksy</b> .
March 14, 2013	Caps acquired <b>Chay Genoway</b> from Minnesota for a conditional seventh-round draft pick in 2014.
March 14, 2013	Caps acquired <b>Nicolas Deschamps</b> from Toronto in exchange for <b>Kevin Marshall</b> .
April 2, 2013	Caps signed <b>Nate Schmidt</b> .
April 2, 2013	Caps acquired <b>Joel Rechlicz</b> from Phoenix in exchange for <b>Matt Clackson</b> .
April 2, 2013	Caps acquired <b>Dane Byers</b> from Edmonton in exchange for <b>Garrett Stafford</b> .
April 3, 2013	Caps acquired <b>Martin Erat</b> and <b>Michael Latta</b> from Nashville in exchange for <b>Filip Forsberg</b> .
April 5, 2013	Caps signed <b>Patrick Wey</b> and <b>Julien Brouillette</b> .
July 6, 2013	Caps signed <b>David Kolomatis</b> .
July 8, 2013	Caps signed <b>Tyson Strachan</b> , <b>Matt Watkins</b> and <b>David Leggio</b> .
July 10, 2013	Caps signed <b>Peter LeBlanc</b> .
July 30, 2013	Caps signed <b>Julien Cayer</b> .
August 20, 2013	Caps signed <b>Brandon Segal</b> .
August 23, 2013	Caps signed <b>Mikhail Grabovski</b> .
September 4, 2013	Caps signed <b>Andre Burakovsky</b> .
July 22, 2013	Caps signed <b>Nicolas Deschamps</b> .
Sept. 23, 2013	Caps signed <b>Connor Carrick</b> .
Sept. 29, 2013	Caps acquired <b>John Mitchell</b> and a NHL fourth-round draft pick in the 2014 NHL Entry Draft from Anaheim in exchange for <b>Mathieu Perreault</b> .
Oct. 3, 2013	Caps claimed <b>Alexander Urbom</b> off of waivers from New Jersey.
Nov. 29, 2013	Caps signed <b>Brett Leonhardt</b> to an amateur tryout contract.
March 4, 2014	Caps acquired <b>Dustin Penner</b> from Anaheim in exchange for a fourth-round draft pick in the 2014 NHL Entry Draft.
March 4, 2014	Caps acquired <b>Chris Brown</b> , <b>Rostislav Klesla</b> and a fourth-round draft pick in the 2015 NHL Entry Draft from Phoenix in exchange for <b>Martin Erat</b> and <b>John Mitchell</b> .
March 5, 2014	Caps acquired <b>Jaroslav Halak</b> and a third-round draft pick in the 2015 NHL Entry Draft from Buffalo in exchange for <b>Michal Neuvirth</b> and <b>Rostislav Klesla</b> .
March 8, 2014	Caps signed <b>Evgeny Kuznetsov</b> .
March 19, 2014	Caps signed <b>Phoenix Copley</b> .
March 21, 2014	Caps signed <b>Caleb Herbert</b> .
April 2, 2014	Caps signed <b>Madison Bowey</b> to a three-year, entry-level contract.
April 12, 2014	Caps signed <b>Chandler Stephenson</b> to a three-year, entry-level contract.
April 19, 2014	Caps acquired a seventh-round draft pick in the 2014 NHL Entry Draft from Nashville in exchange for the rights to <b>Jaynen Rissling</b> .
April 26, 2014	Caps relieved head coach <b>Adam Oates</b> of his duties and announced the contract of vice president and general manager <b>George McPhee</b> would not be renewed.
May 1, 2014	Caps acquired a fourth-round pick in the 2014 NHL Draft from the NY Islanders in exchange for <b>Jaroslav Halak</b> .
May 13, 2014	Caps signed <b>Garrett Mitchell</b> .
May 16, 2014	Caps signed <b>Christian Djoos</b> .
May 26, 2014	Caps name <b>Brian MacLellan</b> general manager and <b>Barry Trotz</b> head coach.
June 16, 2014	Caps name <b>Ross Mahoney</b> assistant general manager.
June 24, 2014	Caps name <b>Mitch Korn</b> goaltending coach.
June 25, 2014	Caps name <b>Todd Reirden</b> assistant coach.
June 27, 2014	Caps name <b>Lane Lambert</b> assistant coach.
July 1, 2014	Caps signed <b>Brooks Orpik</b> .
July 1, 2014	Caps signed <b>Matt Niskanen</b> .
July 1, 2014	Caps signed <b>Justin Peters</b> .
July 1, 2014	Caps signed <b>Mike Moore</b> .
July 1, 2014	Caps signed <b>Jon Landry</b> .
July 1, 2014	Caps signed <b>Chris Conner</b> .
July 4, 2014	Caps signed <b>Kris Newbury</b> .
July 4, 2014	Caps signed <b>Tim Kennedy</b> .
July 9, 2014	Caps signed <b>Eddie Pasquale</b> .
July 15, 2014	Caps signed <b>Jakub Vrana</b> .
July 15, 2014	Caps signed <b>Vitek Vanecsek</b> .
July 25, 2014	Caps signed <b>Nathan Walker</b> .
Oct. 6, 2014	Caps signed <b>Liam O'Brien</b> .
Feb. 28, 2015	Caps acquired <b>Tim Gleason</b> from Carolina in exchange for <b>Jack Hillen</b> and a fourth-round pick in the 2015 NHL Draft.
March 1, 2015	Caps acquired <b>Curtis Glencross</b> from Calgary in exchange for a second-round and a third-round pick in the 2015 NHL Draft.
March 4, 2015	Caps signed <b>Tyler Lewington</b> .
March 31, 2015	Caps signed <b>Travis Boyd</b> .
April 17, 2015	Caps signed <b>Riley Barber</b> .
July 1, 2015	Caps re-signed <b>Stanislav Galiev</b> .
July 1, 2015	Caps signed <b>Taylor Chorney</b> .
July 1, 2015	Caps signed <b>Carter Camper</b> .
July 1, 2015	Caps signed <b>Sean Collins</b> .
July 1, 2015	Caps signed <b>Mike Moore</b> .
July 1, 2015	Caps signed <b>Aaron Ness</b> .
July 1, 2015	Caps signed <b>Justin Williams</b> .
July 2, 2015	Caps signed <b>Chris Bourque</b> .
July 2, 2015	Caps acquired <b>T.J. Oshie</b> from St. Louis in exchange for <b>Troy Brouwer</b> , <b>Phoenix Copley</b> and a third-round pick in the 2016 NHL Draft.
July 4, 2015	Caps signed <b>Dan Ellis</b> .
July 6, 2015	Caps re-signed <b>Evgeny Kuznetsov</b> .
July 8, 2015	Caps signed <b>Paul Carey</b> .
July 16, 2015	Caps signed <b>Zach Sill</b> .
July 16, 2015	Caps signed <b>Chris Brown</b> .

# All-Time Transactions

DATE	TRANSACTION
July 24, 2015	Caps signed <b>Ryan Stanton</b> .
July 24, 2015	Caps re-signed <b>Braden Holtby</b> .
July 30, 2015	Caps signed <b>Jonas Siegenthaler</b> .
July 31, 2015	Caps re-signed <b>Marcus Johansson</b> .
Oct. 5, 2015	Caps signed <b>Tim McGauley</b> .
Jan. 6, 2016	Caps signed <b>Mike Richards</b> .
Feb. 19, 2016	Caps re-signed <b>Taylor Chorney</b> .
Feb. 23, 2016	Caps acquired <b>Mike Weber</b> from Buffalo in exchange for a third-round pick in the 2017 NHL Draft.
Feb. 28, 2016	Caps acquired <b>Ryan Bourque</b> from NY Rangers in exchange for <b>Chris Brown</b> .
Feb. 28, 2016	Caps acquired <b>Daniel Winnik</b> and a fifth-round pick in the 2016 NHL Draft from Toronto in exchange for <b>Brooks Laich</b> , <b>Connor Carrick</b> and a second-round pick in the 2016 NHL Draft.
March 28, 2016	Caps signed <b>Adam Carlson</b> .
June 24, 2016	Caps acquired <b>Lars Eller</b> from Montreal in exchange for Washington's second-round pick in the 2017 and 2018 NHL Draft.
June 24, 2016	Caps re-signed <b>Paul Carey</b> .
June 24, 2016	Caps re-signed <b>Aaron Ness</b> .
June 30, 2016	Caps re-signed <b>Zach Sill</b> .
June 30, 2016	Caps re-signed <b>Tom Wilson</b> .
July 1, 2016	Caps signed <b>Brett Connolly</b> .
July 1, 2016	Caps signed <b>Christian Thomas</b> .
July 1, 2016	Caps signed <b>Joe Cannata</b> .
July 1, 2016	Caps signed <b>Darren Dietz</b> .
July 2, 2016	Caps signed <b>Brad Malone</b> .
July 12, 2016	Caps signed <b>Zach Sanford</b> .
July 20, 2016	Caps re-signed <b>Marcus Johansson</b> .
Sept. 21, 2016	Caps re-signed <b>Dmitry Orlov</b> .
Feb. 15, 2017	Caps acquired <b>Tom Gilbert</b> from Los Angeles in exchange for a conditional 2017 pick.
Feb. 27, 2017	Caps acquired <b>Kevin Shattenkirk</b> and <b>Pheonix Copley</b> in exchange for <b>Zach Sanford</b> , <b>Brad Malone</b> , a 2017 first-round draft pick and a conditional draft pick.
March 2, 2017	Caps signed <b>Lucas Johansen</b> .
March 2, 2017	Caps signed <b>Colby Williams</b> .
March 2, 2017	Caps signed <b>Mason Mitchell</b> .
March 31, 2017	Caps signed <b>Garrett Pilon</b> .
June 2, 2017	Caps re-signed <b>Nathan Walker</b> .
June 22, 2017	Caps re-signed <b>Christian Djoos</b> .
June 23, 2017	Caps re-signed <b>T.J. Oshie</b> .
June 28, 2017	Caps re-signed <b>Pheonix Copley</b> .
June 29, 2017	Caps re-signed <b>Chandler Stephenson</b> .
June 30, 2017	Caps re-signed <b>Dmitry Orlov</b> .
July 1, 2017	Caps re-signed <b>Brett Connolly</b> .
July 2, 2017	Caps re-signed <b>Evgeny Kuznetsov</b> .
July 3, 2017	Caps signed <b>Devante Smith-Pelly</b> .
July 3, 2017	Caps signed <b>John Albert</b> .
July 4, 2017	Caps re-signed <b>Andre Burakovsky</b> .
July 5, 2017	Caps re-signed <b>Travis Boyd</b> .
July 6, 2017	Caps re-signed <b>Philipp Grubauer</b> .
July 11, 2017	Caps signed <b>Wayne Simpson</b> .
July 14, 2017	Caps re-signed <b>Liam O'Brien</b> .
October 14, 2017	Caps signed <b>Alex Chiasson</b> .
December 20, 2017	Caps claimed <b>Nathan Walker</b> off waivers.
February 9, 2018	Caps acquired <b>Joe Whitney</b> and <b>Adam Chapie</b> from New York Rangers in exchange for <b>John Albert</b> and defenseman <b>Hubert Labrie</b> .
February 10, 2018	Caps re-signed <b>Lars Eller</b> .
February 19, 2018	Caps acquired <b>Michal Kempny</b> from Chicago in exchange for a 2018 third-round draft pick.
February 21, 2018	Caps acquired <b>Jakub Jerabek</b> from Montreal in exchange for a 2019 fifth-round draft pick.
March 22, 2018	Caps signed <b>Tobias Geisser</b> .
March 23, 2018	Caps signed <b>Shane Gersich</b> .
April 4, 2018	Caps signed <b>Brian Pinho</b> .
May 2, 2018	Caps signed <b>Axel Jonsson-Fjallby</b> .
May 2, 2018	Caps signed <b>Jusso Ikonen</b> .
May 4, 2018	Caps signed <b>Ilya Samsonov</b> .
May 9, 2018	Caps signed <b>Mathias Bau</b> .
May 4, 2018	Caps re-signed <b>Aaron Ness</b> .
May 9, 2018	Caps re-signed <b>Tyler Lewington</b> .
June 24, 2018	Caps re-signed <b>John Carlson</b> .
June 28, 2018	Caps re-signed <b>Devante Smith-Pelly</b> .
June 29, 2018	Caps name <b>Todd Reirden</b> head coach.
July 1, 2018	Caps signed <b>Nic Dowd</b> .
July 2, 2018	Caps signed <b>Jayson Megna</b> .
July 2, 2018	Caps signed <b>Michael Sgarbossa</b> .
July 3, 2018	Caps re-signed <b>Riley Barber</b> .
July 13, 2018	Caps re-signed <b>Liam O'Brien</b> .
July 19, 2018	Caps re-signed <b>Madison Bowey</b> .
July 24, 2018	Caps signed <b>Brooks Orpik</b> .
July 27, 2018	Caps re-signed <b>Tom Wilson</b> .
August 6, 2018	Caps promote <b>Brett Leonhardt</b> , name <b>Reid Cashman</b> , <b>Scott Arniel</b> as assistant coaches.
September 1, 2018	Caps signed <b>Sergei Shumakov</b> .

# All-Time Record vs. NHL Franchises

TEAM	GP	W	L	T	OT	PTS	PCT	GF	GA
Anaheim	35	17	16	1	1	36	.514	90	104
Arizona	77	34	28	12	3	83	.539	271	241
Boston	157	60	68	21	8	149	.475	440	509
Buffalo	158	55	83	15	5	130	.411	420	547
Calgary	95	37	43	13	2	89	.468	297	338
Carolina	170	94	54	14	8	210	.618	527	457
Chicago	97	43	42	11	1	98	.505	318	325
Colorado	83	42	31	9	1	94	.566	297	252
Columbus	36	23	8	1	4	51	.708	116	99
Dallas	97	32	48	16	1	81	.418	273	340
Detroit	116	50	45	17	4	121	.522	375	366
Edmonton	74	38	29	6	1	83	.561	258	253
Florida	123	64	41	9	9	146	.593	361	314
Los Angeles	110	37	57	13	3	90	.409	372	411
Minnesota	22	13	8	0	1	27	.614	58	48
Montreal	165	71	72	17	5	164	.497	433	517
Nashville	27	13	11	1	2	29	.537	76	78
New Jersey	210	108	74	13	15	243	.581	692	594
NY Islanders	214	107	88	13	6	233	.544	677	697
NY Rangers	218	103	90	18	7	231	.530	738	725
Ottawa	93	47	36	5	5	104	.559	285	278
Philadelphia	215	82	103	19	11	194	.451	646	738
Pittsburgh	221	97	99	16	9	219	.495	781	795
St. Louis	97	44	40	12	1	101	.521	322	327
San Jose	41	13	24	1	3	30	.366	102	132
Tampa Bay	125	78	32	6	9	171	.684	429	324
Toronto	144	73	55	10	6	162	.563	497	476
Vancouver	95	45	40	9	1	100	.526	303	303
Vegas	2	0	2	0	0	0	.000	3	7
Winnipeg	89	49	26	5	9	112	.629	290	250

	HOME								AWAY							
	GP	W	L	T	OT	PTS	PCT.		GP	W	L	T	OT	PTS	PCT.	
Anaheim	18	9	8	0	1	19	.528		17	8	8	1	0	17	.500	
Arizona	38	24	9	5	1	54	.711		38	10	19	7	2	29	.382	
Boston	78	32	30	12	4	80	.513		79	28	38	9	4	69	.437	
Buffalo	79	29	38	9	3	70	.443		79	26	45	6	2	60	.380	
Calgary	49	25	16	6	2	58	.592		46	12	27	7	0	31	.337	
Carolina	85	51	26	4	4	110	.647		85	43	28	10	4	100	.588	
Chicago	49	28	15	5	1	62	.633		48	15	27	6	0	36	.375	
Colorado	41	23	13	4	1	51	.622		42	19	18	5	0	43	.512	
Columbus	17	12	2	1	2	27	.794		19	11	6	0	2	24	.632	
Dallas	48	17	22	8	1	43	.448		49	15	26	8	0	38	.388	
Detroit	57	29	22	5	1	64	.561		59	21	23	11	4	57	.483	
Edmonton	37	24	10	2	1	51	.689		37	14	19	4	0	32	.432	
Florida	61	34	17	5	5	78	.639		62	30	24	4	4	68	.548	
Los Angeles	54	22	24	7	1	52	.481		56	15	33	6	2	38	.339	
Minnesota	11	9	2	0	0	18	.818		11	4	6	0	1	9	.409	
Montreal	82	38	33	9	2	87	.530		83	33	39	8	3	77	.464	
Nashville	13	8	4	0	1	17	.654		14	5	7	1	1	12	.429	
New Jersey	106	63	29	6	8	140	.660		104	45	45	7	7	104	.500	
NY Islanders	104	56	37	11	3	126	.606		107	51	51	2	3	109	.509	
NY Rangers	109	56	40	9	4	125	.573		108	47	50	9	2	105	.486	
Ottawa	47	28	13	4	2	62	.660		43	19	23	1	3	42	.488	
Philadelphia	105	47	41	13	4	111	.529		110	35	62	6	7	83	.377	
Pittsburgh	112	61	42	9	5	126	.563		109	41	57	7	4	93	.427	
St. Louis	48	26	18	4	0	56	.583		49	18	22	8	1	45	.459	
San Jose	21	7	11	0	3	17	.405		20	6	13	1	0	13	.325	
Tampa Bay	63	43	12	4	4	94	.746		62	35	20	2	5	77	.621	
Toronto	74	46	22	4	2	98	.662		70	27	33	6	4	64	.457	
Vancouver	48	27	17	4	0	58	.604		47	18	23	5	1	43	.457	
Vegas	1	0	1	0	0	0	.000		1	0	1	0	0	0	.000	
Winnipeg	44	29	9	3	3	64	.727		45	20	17	2	6	48	.533	





# Game-by-Game Results by Team

## ANAHEIM DUCKS

Lead, 17-16-1-1  
Home: 9-8-0-1  
Away: 8-8-1-0

10/29/93.....	W, 5-2	A
12/30/93.....	W, 3-0	H
11/29/95.....	T, 2-2*	A
12/13/96.....	L, 4-5	A
3/19/96.....	L, 1-2	H
12/12/97.....	L, 4-6	A
2/28/97.....	L, 1-4	H
1/1/98.....	W, 3-2	H
10/10/98.....	W, 1-0	H
12/11/98.....	L, 0-1	A
10/19/99.....	L, 1-7	H
10/28/99.....	L, 2-5	A
2/9/01.....	W, 4-3	A
3/13/01.....	L, 0-2	H
10/12/01.....	L, 1-2	A
11/17/01.....	W, 4-1	H
12/11/02.....	L, 0-3	A
10/29/03.....	L, 2-4	H
1/13/06.....	W, 3-2 ot	A
12/8/06.....	L, 1-6	H
11/19/08.....	W, 6-4	A
1/27/10.....	W, 5-1	H
12/15/10.....	L, 1-2 ot	H
2/16/11.....	W, 7-6	A
11/1/11.....	W, 5-4 ot	H
12/23/13.....	L, 2-3	H
3/18/14.....	W, 3-2	A
2/6/15.....	W, 3-2 so	H
2/15/15.....	W, 5-3	A
3/7/16.....	W, 2-1 so	A
4/10/16.....	L, 0-2	H
2/11/17.....	W, 6-4	H
3/12/17.....	L, 0-5	A
12/16/17.....	W, 3-2 ot	H
3/6/18.....	L, 0-4	A

## ARIZONA COYOTES

Lead, 34-28-12-3  
Home: 24-9-5-1  
Away: 10-19-7-2

11/2/79.....	T, 1-1	A
11/7/79.....	W, 6-3	H
1/22/80.....	W, 5-4	H
2/8/80.....	W, 6-3	A
10/10/80.....	W, 4-1	H
11/2/80.....	T, 4-4	A
12/31/80.....	W, 5-3	A
1/27/81.....	W, 4-3	H
12/4/81.....	W, 7-3	H
1/20/82.....	L, 0-3	A
2/21/82.....	W, 6-3	A
11/19/82.....	T, 3-3	A
12/7/82.....	T, 3-3	H
2/13/83.....	W, 6-1	H
10/30/83.....	W, 7-3	A
1/17/84.....	W, 8-3	H
2/19/84.....	L, 3-4*	A
12/7/84.....	L, 5-7	H
2/3/85.....	W, 6-2	H
2/13/85.....	L, 3-5	A
10/25/85.....	T, 7-7*	A
12/20/85.....	L, 4-7	A
3/21/86.....	W, 5-3	H
12/3/86.....	T, 3-3*	A
1/13/87.....	L, 2-3	H
2/1/87.....	W, 6-4	H
10/30/87.....	L, 2-3*	A
1/26/88.....	L, 2-3	H
2/19/88.....	W, 6-0	A
10/23/88.....	L, 2-3	A
12/17/88.....	W, 6-3	H
3/14/89.....	W, 6-3	H
10/25/89.....	L, 4-6	A

1/10/90.....	L, 1-6	A
1/23/90.....	L, 3-4	H
10/12/90.....	W, 3-1	H
2/2/91.....	L, 2-4	H
3/8/91.....	W, 2-1	A
10/27/91.....	L, 5-6	A
12/8/91.....	L, 3-4	A
3/6/92.....	T, 3-3*	H
10/26/92.....	L, 2-6	A
12/11/92.....	W, 8-6	H
10/6/93.....	L, 4-6	A
12/4/94.....	W, 4-3	H
12/10/95.....	W, 6-1	A
1/16/96.....	T, 1-1*	H
12/17/96.....	L, 3-4	A
1/3/97.....	W, 3-0	H
10/23/97.....	T, 3-3*	A
3/16/98.....	W, 2-1	H
2/24/99.....	L, 1-2	H
3/25/99.....	L, 2-4	A
10/23/99.....	T, 2-2*	A
1/28/00.....	W, 3-2*	H
11/14/00.....	T, 2-2*	H
10/13/01.....	L, 2-5	A
11/2/01.....	T, 2-2*	H
12/13/02.....	W, 4-3	A
1/1/03.....	OTL, 1-2*	H
1/7/04.....	L, 0-3	H
1/16/06.....	W, 6-1	A
1/1/07.....	L, 2-3	H
10/23/08.....	L, 1-2	A
1/23/10.....	W, 4-2	H
2/14/11.....	L, 2-3	A
11/21/11.....	W, 4-3	H
11/9/13.....	L, 3-4 so	A
3/8/14.....	W, 3-2	H
11/2/14.....	L, 5-6	H
11/18/14.....	W, 2-1 ot	A
2/22/16.....	W, 3-2	H
4/2/16.....	L, 0-3	A
3/25/17.....	W, 4-1	H
3/31/17.....	L, 3-6	A
11/6/17.....	W, 3-2 ot	H
12/22/17.....	L, 2-3 ot	A

## BOSTON BRUINS

Trail, 60-68-21-8  
Home: 32-30-12-4  
Away: 28-38-9-4

11/7/74.....	L, 4-10	A
12/14/74.....	L, 1-12	A
1/7/75.....	T, 3-3	H
3/4/75.....	L, 0-8	H
3/22/75.....	L, 2-8	A
12/4/75.....	L, 2-3	A
12/17/75.....	L, 2-3	H
1/11/76.....	L, 4-7	H
2/27/76.....	T, 3-3	H
3/7/76.....	L, 3-4	A
11/18/76.....	L, 2-3	A
11/19/76.....	L, 1-4	H
12/5/76.....	T, 5-5	A
1/11/77.....	L, 2-3	H
2/6/77.....	L, 2-5	A
11/24/77.....	L, 0-6	A
12/27/77.....	L, 3-6	H
1/19/78.....	L, 1-4	A
1/27/78.....	L, 2-5	H
3/28/78.....	T, 4-4	H
11/9/78.....	L, 2-6	A
11/25/78.....	T, 5-5	H
12/14/78.....	L, 2-5	A
3/31/79.....	L, 1-4	H
10/13/79.....	L, 2-5	H
11/15/79.....	L, 2-3	A
3/12/80.....	W, 6-4	H
3/16/80.....	T, 3-3	A
11/22/80.....	T, 2-2	H

12/7/80.....	L, 3-7	A
3/13/81.....	L, 1-7	H
4/2/81.....	W, 3-2	A
10/11/81.....	L, 3-6	A
12/23/81.....	L, 4-7	H
1/23/82.....	L, 1-3	A
12/12/82.....	W, 4-3	H
3/13/83.....	W, 6-4	H
3/17/83.....	W, 2-1	A
11/13/83.....	L, 2-4	A
12/4/83.....	L, 1-4	H
3/11/84.....	W, 2-1	A
12/1/84.....	W, 5-4*	A
1/1/85.....	W, 5-1	H
3/10/85.....	L, 2-3	H
1/16/85.....	T, 2-2*	A
2/27/86.....	W, 2-1	A
3/25/86.....	W, 6-3	H
11/26/86.....	T, 2-2*	H
3/7/87.....	L, 2-3*	A
3/22/87.....	W, 4-3	H
10/8/87.....	L, 3-4	A
11/25/87.....	W, 4-1	H
3/13/88.....	W, 3-0	A
12/3/88.....	T, 1-1*	H
1/15/89.....	L, 3-4	H
3/9/89.....	W, 7-2	A
11/10/89.....	L, 3-5	H
12/9/89.....	W, 7-3	A
1/6/90.....	L, 3-5	A
11/11/90.....	L, 3-5	H
1/5/91.....	W, 5-3	A
3/24/91.....	T, 3-3*	H
11/22/91.....	W, 6-3	H
2/29/92.....	T, 5-5*	A
3/1/92.....	L, 1-4	H
11/25/92.....	W, 6-2	H
12/19/92.....	L, 3-4	A
2/27/93.....	L, 4-5*	A
1/2/94.....	L, 2-8	A
1/25/94.....	L, 1-3	H
3/7/94.....	L, 3-6	A
3/27/94.....	L, 4-6	H
2/11/95.....	T, 1-1*	A
3/7/95.....	W, 3-1	H
4/2/95.....	W, 2-1	H
10/26/95.....	W, 4-2	A
11/7/95.....	L, 3-4	H
3/2/96.....	W, 2-0	A
3/15/96.....	L, 2-5	H
11/19/96.....	T, 2-2*	H
12/21/96.....	L, 3-4	A
1/20/97.....	W, 3-2	A
2/24/97.....	T, 3-3*	H
1/16/97.....	L, 0-2	A
11/29/97.....	T, 1-1*	A
1/25/98.....	W, 4-1	H
3/3/98.....	L, 0-3	H
11/21/98.....	L, 4-5*	A
12/28/98.....	W, 5-1	H
2/27/99.....	L, 3-4	A
3/21/99.....	L, 1-4	H
11/20/99.....	W, 3-0	A
12/2/99.....	T, 2-2*	H
2/8/00.....	T, 2-2*	A
2/25/00.....	L, 0-3	H
10/26/00.....	L, 1-4	A
12/1/00.....	W, 3-2	H
1/2/00.....	W, 2-0	A
1/5/01.....	T, 1-1*	H
10/8/01.....	L, 0-4	A
12/13/01.....	W, 2-1*	H
1/5/02.....	L, 4-7	A
1/14/02.....	W, 1-0	H
10/30/02.....	L, 2-7	H
12/19/02.....	W, 5-3	H
1/20/03.....	T, 3-3*	A
3/8/03.....	OTL, 4-5*	A

11/20/03.....	L, 2-3	A
12/11/03.....	W, 6-5	H
12/29/03.....	L, 1-3	H
4/1/04.....	T, 3-3*	A
12/27/05.....	L, 3-4 ot	H
1/23/06.....	L, 2-3	H
1/26/06.....	L, 2-3	A
4/10/06.....	W, 2-1 ot	A
11/15/06.....	L, 2-3 so	H
11/18/06.....	L, 2-3 ot	A
2/6/07.....	L, 2-3 so	H
3/15/07.....	L, 3-4 so	A
1/3/08.....	L, 0-2	A
3/3/08.....	W, 10-2	H
3/8/08.....	L, 1-2	A
3/16/08.....	W, 2-1 so	H
12/10/08.....	W, 3-1	H
1/17/09.....	W, 2-1	H
1/27/09.....	L, 2-3 ot	A
2/28/09.....	W, 4-3 ot	A
10/1/09.....	W, 4-1	A
2/2/10.....	W, 4-1	A
4/5/10.....	W, 3-2 ot	H
4/11/10.....	L, 3-4 so	H
10/19/10.....	L, 1-3	H
10/21/10.....	L, 1-4	A
11/5/10.....	W, 5-3	H
12/18/10.....	L, 2-3	A
1/24/12.....	W, 5-3	H
2/5/12.....	L, 1-4	H
3/10/12.....	W, 4-3	A
3/29/12.....	W, 3-2 so	A
3/5/13.....	W, 4-3 ot	H
3/16/13.....	L, 1-4	A
4/27/13.....	W, 3-2 ot	H
3/1/14.....	W, 4-2	A
3/6/14.....	L, 0-3	A
3/29/14.....	L, 2-4	H
10/11/14.....	W, 4-0	A
3/15/15.....	W, 2-0	H
4/8/15.....	W, 3-0	H
11/5/15.....	W, 4-1	H
1/5/16.....	W, 3-2	A
3/5/16.....	W, 2-1 ot	A
12/7/16.....	W, 4-3 ot	H
2/1/17.....	W, 5-3	H
4/8/17.....	W, 3-1	A
11/4/17.....	W, 3-2	A
12/14/17.....	W, 5-3	A
12/28/17.....	W, 4-3 so	H

## BUFFALO SABRES

Trail, 55-83-15-5  
Home: 29-38-9-3  
Away: 26-45-6-2

11/20/74.....	L, 3-7	A
12/3/74.....	L, 3-5	H
12/5/74.....	L, 2-9	A
12/22/74.....	L, 0-4	H
2/21/75.....	L, 4-9	H
10/19/75.....	L, 4-5	A
12/3/75.....	T, 4-4	H
12/21/75.....	L, 2-14	A
1/15/76.....	L, 3-5	A
3/26/76.....	L, 1-4	H
10/24/76.....	L, 1-2	A
11/12/76.....	L, 2-3	H
12/26/76.....	L, 2-5	A
1/19/77.....	W, 4-2	A
3/20/77.....	W, 2-6	H
11/29/77.....	L, 6-7	H
11/20/77.....	L, 2-5	A
1/7/78.....	T, 4-4	H
2/5/78.....	L, 1-4	A
4/4/78.....	W, 4-3	H
11/11/78.....	L, 0-2	H
1/11/79.....	L, 2-6	A
2/24/79.....	L, 4-6	H

3/18/79.....	T, 3-3	A
10/11/79.....	L, 3-6	A
11/10/79.....	L, 3-5	H
11/24/79.....	L, 1-6	H
12/2/79.....	L, 0-2	A
11/8/80.....	T, 3-3	H
11/9/80.....	T, 3-3	A
1/24/81.....	L, 4-7	H
2/12/81.....	L, 3-6	A
10/7/81.....	L, 3-5	A
10/17/81.....	L, 2-4	H
2/27/81.....	L, 2-3	A
10/16/82.....	L, 2-9	H
1/14/83.....	L, 2-3	A
1/15/83.....	L, 2-4	H
10/9/83.....	L, 2-5	A
1/7/84.....	L, 2-4	H
1/25/84.....	T, 2-2*	A
11/16/84.....	L, 2-3	A
11/17/84.....	W, 3-2	H
3/2/85.....	L, 0-4	H
10/18/85.....	W, 4-1	A
10/19/85.....	T, 2-2*	H
2/23/86.....	L, 1-4	A
10/18/86.....	L, 2-4	H
1/23/87.....	W, 3-2	A
1/24/87.....	L, 3-6	H
10/11/87.....	L, 5-6	A
11/20/87.....	L, 3-5	A
1/23/88.....	T, 3-3*	H
10/8/88.....	W, 6-2	H
12/11/88.....	W, 6-4	A
12/30/88.....	W, 5-3	H
12/10/89.....	L, 3-4	A
1/19/90.....	W, 6-3	A
3/6/90.....	T, 1-1*	H
11/10/90.....	L, 2-4	H
3/26/91.....	L, 2-4	H
3/31/91.....	L, 2-5	A
10/5/91.....	W, 3-1	H
12/18/91.....	T, 2-2*	A
2/4/92.....	L, 3-7	A
10/17/92.....	W, 6-4	H
12/23/92.....	L, 1-4	A
1/29/93.....	L, 3-4	A
3/30/93.....	W, 4-1	H
10/16/93.....	W, 4-3	H
1/27/94.....	L, 2-7	A
2/20/94.....	T, 3-3*	H
4/14/94.....	W, 3-2	A
2/2/95.....	L, 0-1	H
2/7/95.....	L, 1-2	A
4/28/95.....	W, 5-1	H
12/8/95.....	T, 2-2*	A
1/26/96.....	W, 1-0	A
4/3/96.....	W, 5-1	A
4/13/96.....	L, 2-3	H
10/18/96.....	L, 1-4	H
2/2/97.....	T, 2-2*	A
3/21/97.....	L, 1-4	H
4/13/97.....	W, 8-3	A
10/3/97.....	W, 6-2	H
10/9/97.....	L, 2-5	A
11/13/97.....	W, 3-2	A
3/1/98.....	L, 0-3	H
12/23/98.....	W, 1-0	A
11/12/98.....	L, 0-2	H
2/7/99.....	W, 3-1	H
4/18/99.....	L, 0-3	A
10/8/99.....	W, 3-2	A
11/24/99.....	L, 2-5	A
3/5/00.....	W, 2-1	H
4/9/00.....	T, 1-1*	H
12/20/00.....	T, 2-2*	H
12/21/00.....	W, 3-1	A
3/17/01.....	L, 2-3	H
4/6/01.....	L, 1-2	A
11/28/01.....	L, 2-5	A

# Game-by-Game Results by Team

## CALGARY FLAMES

Trail, 37-43-13-2

Home: 25-16-6-2

Away: 12-27-7-0

11/12/74.....	T, 2-2	H
11/13/74.....	L, 3-4	A
1/5/75.....	L, 0-3	A
3/23/75.....	L, 0-5	H
11/14/75.....	L, 1-4	H
12/9/75.....	L, 1-7	A
3/12/76.....	L, 1-4	A
3/28/76.....	L, 1-3	H
10/5/76.....	W, 6-5	H
11/3/76.....	L, 0-7	A
11/24/76.....	L, 2-6	A
3/6/77.....	L, 2-4	H
10/26/77.....	W, 6-2	A
11/23/77.....	T, 2-2	H
12/10/77.....	L, 1-5	A
4/9/78.....	W, 4-2	H
10/13/78.....	T, 3-3	A
10/14/78.....	L, 3-6	H
11/14/78.....	W, 8-7	H
2/20/79.....	L, 3-5	A
11/18/79.....	L, 2-4	H
2/1/80.....	L, 2-4	A
2/21/80.....	L, 0-3	A
4/5/80.....	T, 4-4	H
11/20/80.....	W, 4-2	H
1/8/81.....	L, 0-6	A
2/5/81.....	L, 2-5	A
3/3/81.....	L, 3-6	H
12/2/81.....	W, 9-3	H
2/11/82.....	W, 5-3	A
3/5/82.....	W, 8-6	H
11/16/82.....	W, 5-3	H
11/23/82.....	L, 3-6	A
2/24/83.....	W, 4-2	A
12/8/83.....	W, 4-3	H
1/15/84.....	L, 2-3	A
2/8/84.....	W, 6-1	H
10/25/84.....	L, 3-5	A
10/30/84.....	W, 4-3*	H
2/14/85.....	W, 4-3	A
10/23/85.....	L, 2-4	A
11/9/85.....	L, 4-5	H
1/14/86.....	L, 3-4	H
11/1/86.....	L, 1-4	A
2/22/87.....	W, 5-2	A
3/10/87.....	L, 3-6	H
12/8/87.....	L, 4-5	H
1/10/88.....	L, 2-8	A
2/14/88.....	W, 5-4*	H
10/28/88.....	T, 2-2*	A
2/11/89.....	L, 1-2	H
2/20/89.....	L, 2-6	A
10/14/89.....	T, 4-4*	H
10/23/89.....	T, 3-3*	A
3/25/90.....	W, 4-1	H
10/27/90.....	L, 4-9	A
1/11/91.....	W, 4-2	H
2/15/91.....	L, 2-8	A
12/10/91.....	W, 4-1	H
2/1/92.....	W, 5-2	H
2/13/92.....	T, 4-4*	A
10/30/92.....	W, 3-1	A
2/2/93.....	L, 4-6	H
10/25/93.....	L, 2-3*	A
3/6/94.....	T, 4-4*	H
2/8/96.....	T, 4-4*	A
2/13/96.....	W, 3-2	H
2/7/97.....	L, 2-5	A
3/4/97.....	W, 2-1	H
3/9/98.....	W, 5-2	H
3/26/98.....	L, 2-3	A
10/30/98.....	T, 0-0*	A
3/13/99.....	L, 4-5*	H

1/26/00.....	W, 2-1	H
2/13/01.....	T, 4-4*	A
3/6/02.....	W, 3-2	H
11/27/02.....	W, 4-2	H
3/20/03.....	W, 4-1	A
1/14/04.....	T, 3-3*	H
10/30/06.....	W, 4-2	A
3/12/08.....	W, 3-2	H
10/21/08.....	L, 1-2	A
3/28/10.....	L, 3-5	H
10/30/10.....	W, 7-2	A
1/3/12.....	W, 3-1	H
10/3/13.....	W, 5-4 so	H
10/26/13.....	L, 2-5	A
10/15/14.....	W, 3-1	A
11/4/14.....	L, 3-4 ot	H
10/20/15.....	W, 6-2	A
11/13/15.....	L, 2-3 ot	H
10/30/16.....	W, 3-1	A
3/21/17.....	W, 4-2	H
10/29/17.....	L, 1-4	A
11/20/17.....	L, 1-2	H

## CAROLINA HURRICANES

Lead, 94-54-14-8

Home: 51-26-4-4

Away: 43-28-10-4

12/4/79.....	T, 3-3	H
12/19/79.....	L, 4-5	A
1/4/80.....	W, 6-3	A
3/8/80.....	W, 9-5	H
11/15/80.....	W, 8-4	A
1/18/81.....	W, 3-2	H
3/11/81.....	W, 5-2	A
3/27/81.....	L, 3-5	H
11/14/81.....	W, 4-0	A
11/28/81.....	L, 2-6	A
2/27/82.....	W, 7-1	H
11/7/82.....	W, 6-2	H
12/30/82.....	T, 4-4	A
3/16/83.....	W, 5-4	H
10/19/83.....	L, 0-3	A
2/26/84.....	W, 4-3	A
3/7/84.....	W, 4-2	H
12/29/84.....	W, 3-2	H
3/27/85.....	L, 1-3	H
4/4/85.....	L, 0-2	A
2/2/86.....	W, 5-4	A
3/29/86.....	T, 6-6*	A
4/3/86.....	W, 4-2	H
12/30/86.....	L, 1-3	H
1/17/87.....	W, 6-1	A
2/6/87.....	L, 2-5	H
10/16/87.....	W, 6-2	H
11/21/87.....	W, 4-3	A
12/9/87.....	L, 4-5	A
11/18/88.....	W, 3-2	H
2/3/89.....	W, 1-0	H
3/18/89.....	W, 8-2	A
10/11/89.....	L, 1-4	A
12/16/89.....	W, 5-2	A
3/2/90.....	L, 3-4	H
11/17/90.....	L, 2-4	A
12/15/90.....	L, 2-3	H
3/12/91.....	L, 2-3	H
11/23/91.....	W, 3-2	A
1/4/92.....	T, 2-2*	A
3/24/92.....	L, 2-8	H
11/7/92.....	W, 6-2	A
12/16/92.....	L, 3-6	A
12/18/92.....	W, 4-3	H
3/19/93.....	W, 5-2	A
12/7/93.....	L, 1-6	H
12/18/93.....	L, 1-4	A
2/27/94.....	W, 3-1	A
3/22/94.....	W, 4-1	H
1/21/95.....	T, 1-1*	A

3/20/95.....	W, 5-0	A
3/26/95.....	L, 3-4*	H
4/21/95.....	W, 6-3	H
11/25/95.....	W, 4-2	A
12/30/95.....	W, 3-0	H
1/3/96.....	L, 0-2	A
3/23/96.....	T, 2-2*	H
1/1/97.....	W, 3-2*	H
1/4/97.....	T, 1-1*	A
2/22/97.....	L, 0-2	A
3/16/97.....	W, 5-3	H
12/20/97.....	W, 2-1	A
3/18/98.....	W, 1-0	H
4/18/98.....	W, 4-3	A
4/19/98.....	W, 1-1	H
11/6/98.....	L, 2-3	H
1/16/99.....	W, 3-2*	A
2/5/99.....	T, 1-1	H
12/8/99.....	T, 2-2*	A
4/14/99.....	L, 0-3	A
11/7/99.....	L, 2-3	A
11/19/99.....	T, 3-3*	H
2/3/00.....	W, 2-1	H
2/21/00.....	T, 1-1*	A
3/17/00.....	W, 4-2	H
10/7/00.....	T, 3-3*	A
2/24/01.....	W, 2-1	A
3/15/01.....	L, 0-3	H
3/28/01.....	W, 7-0	H
3/30/01.....	OTL, 3-4*	A
11/8/01.....	L, 2-2	H
11/30/01.....	W, 6-2	H
12/2/01.....	W, 4-3*	A
12/30/01.....	T, 5-5*	H
3/8/02.....	T, 2-2*	A
10/17/02.....	W, 2-1	A
1/10/03.....	W, 4-1	A
1/22/03.....	W, 5-3	H
2/14/03.....	L, 1-3	A
3/2/03.....	W, 2-0	H
11/12/03.....	W, 7-1	H
11/15/03.....	W, 2-1	A
1/9/04.....	W, 4-1	H
1/29/04.....	W, 5-3	A
2/12/04.....	T, 3-3*	A
2/25/04.....	L, 1-2	H
10/12/05.....	L, 2-7	A
10/22/05.....	L, 0-4	H
1/21/06.....	W, 5-2	H
3/25/06.....	W, 3-1	A
3/29/06.....	W, 5-1	A
4/3/06.....	L, 5-6 ot	A
4/5/06.....	L, 3-4 so	H
4/7/06.....	L, 3-4	H
10/7/06.....	W, 5-2	H
11/9/06.....	L, 0-5	A
11/17/06.....	L, 1-4	H
1/18/07.....	W, 5-2	A
1/26/07.....	L, 2-6	A
1/27/07.....	W, 7-3	H
3/9/07.....	L, 0-3	H
3/22/07.....	L, 3-4	A
10/6/07.....	W, 2-0	H
11/5/07.....	L, 0-5	A
11/24/07.....	W, 5-2	H
11/30/07.....	L, 3-4	A
2/8/08.....	L, 1-2	H
2/23/08.....	L, 3-6	A
3/25/08.....	W, 3-2 so	A
4/1/08.....	W, 4-1	H
11/6/08.....	W, 3-2	H
11/12/08.....	W, 5-1	A
12/7/08.....	L, 1-3	A
3/3/09.....	L, 2-5	H
3/14/09.....	W, 5-4 so	H
3/21/09.....	L, 1-4	A
11/30/09.....	W, 3-2	A
12/11/09.....	W, 4-3 ot	H

12/28/09.....	L, 3-6	H
3/10/10.....	W, 4-3 ot	H
3/18/10.....	L, 3-4 ot	A
3/25/10.....	L, 2-3 so	A
10/27/10.....	W, 3-0	A
11/24/10.....	W, 3-2	A
11/28/10.....	W, 3-2 so	H
12/26/10.....	W, 3-2	A
3/11/11.....	W, 2-1	H
3/29/11.....	L, 2-3 so	H
10/8/11.....	W, 4-3 ot	H
11/4/12.....	W, 5-1	A
1/15/12.....	W, 2-1	H
1/20/12.....	L, 0-3	A
2/20/12.....	L, 0-5	A
3/6/12.....	L, 3-4 ot	H
2/26/13.....	W, 3-0	H
3/12/13.....	L, 0-4	H
3/14/13.....	W, 3-2	A
4/2/13.....	W, 5-3	A
4/11/13.....	W, 3-1	H
10/10/13.....	L, 2-3	H
12/3/13.....	L, 1-4	H
12/20/13.....	W, 4-2	A
1/2/14.....	L, 3-4 ot	H
4/10/14.....	W, 5-2	A
11/8/14.....	W, 4-3 ot	H
12/4/14.....	W, 2-1	A
2/27/15.....	L, 0-3	A
3/31/15.....	W, 4-2	H
10/17/15.....	W, 4-1	H
12/21/15.....	W, 2-1	A
12/31/15.....	L, 2-4	A
3/15/16.....	W, 2-1 ot	H
11/12/16.....	L, 1-5	A
12/16/16.....	W, 4-3 so	A
1/23/17.....	W, 6-1	H
2/7/17.....	W, 5-0	H
1/2/18.....	W, 5-4 ot	A
1/11/18.....	L, 1-3	H
1/12/18.....	W, 4-3	A
3/30/18.....	L, 1-4	H

## CHICAGO BLACKHAWKS

Lead, 43-42-11-1

Home: 27-15-5-1

Away: 15-27-6-0

Neutral: 1-0-0-0

10/17/74.....	W, 4-3	H
10/23/74.....	L, 2-3	A
2/22/75.....	L, 3-10	A
2/25/75.....	L, 2-6	H
10/26/75.....	W, 7-5	A
12/10/75.....	L, 2-7	H
2/8/76.....	L, 2-4	A
2/29/76.....	W, 4-1	H
10/31/76.....	L, 4-5	A
11/12/76.....	L, 4-5	H
2/9/77.....	T, 4-4	A
3/3/77.....	W, 7-4	H
11/2/77.....	T, 2-2	H
1/8/78.....	L, 1-3	A
1/18/78.....	L, 2-5	A
3/22/78.....	L, 2-6	H
10/18/78.....	L, 2-4	H
10/25/78.....	T, 2-2	A
1/7/79.....	L, 3-5	A
1/27/79.....	W, 4-1	H
11/21/79.....	L, 0-4	A
12/28/79.....	W, 6-2	H
1/30/80.....	L, 2-5	A
2/23/80.....	W, 6-2	H
10/19/80.....	L, 4-8	A
10/21/80.....	W, 2-0	H
2/18/81.....	T, 5-5	H
2/25/81.....	T, 2-2	A
12/9/81.....	L, 3-7	A

12/19/81.....	L, 4-6	H
1/30/82.....	W, 5-2	H
11/3/82.....	T, 3-3	A
12/4/82.....	W, 4-2	H
1/19/83.....	W, 6-4	A
11/23/83.....	T, 2-2*	H
1/20/84.....	W, 5-3	H
2/22/84.....	L, 2-4	A
10/14/84.....	W, 5-3	A
11/25/84.....	W, 5-0	H
1/23/85.....	W, 3-2	A
10/27/85.....	W, 4-2	A
11/5/85.....	W, 8-4	H
12/28/85.....	L, 4-7	H
11/8/86.....	W, 3-2	H
11/12/86.....	T, 2-2*	A
12/28/86.....	L, 5-7	A
10/10/87.....	W, 6-4	H
12/12/87.....	W, 2-1	H
1/17/88.....	L, 4-5	A
12/21/88.....	W, 4-3	A
1/7/89.....	W, 6-3	H
2/15/89.....	L, 4-7	A
10/7/89.....	L, 2-3	H
10/29/89.....	L, 0-1	A
2/27/90.....	W, 4-0	H
10/25/90.....	L, 2-3*	A
11/16/90.....	L, 3-4	H
12/19/90.....	L, 2-3	A
10/12/91.....	L, 2-7	H
1/12/92.....	L, 2-4	A
11/3/92.....	W, 4-1	N
1/2/93.....	T, 2-2*	H
1/21/93.....	L, 2-6	A
1/8/94.....	W, 4-1	H
3/31/94.....	W, 6-3	A
1/17/95.....	W, 3-2	A
11/11/95.....	L, 1-4	H
10/5/96.....	L, 2-5	H
3/26/97.....	L, 3-5	A
10/15/97.....	W, 2-0	A
1/15/98.....	W, 3-2	H
12/17/98.....	W, 3-1	A
4/12/99.....	L, 2-4	H
12/27/99.....	T, 2-2*	H
2/18/00.....	W, 5-4	H
1/9/01.....	L, 1-3	H
2/27/01.....	L, 2-3	H
4/9/02.....	W, 3-1	H
11/15/02.....	T, 2-2*	H
2/15/04.....	W, 4-0	A
3/12/04.....	L, 3-4	A
1/10/06.....	L, 3-4 ot	A
3/19/08.....	L, 0-5	A
11/10/08.....	W, 4-2	H
3/14/10.....	W, 4-3 ot	H
3/13/11.....	W, 4-3 ot	H
3/18/12.....	L, 2-5	A
10/1/13.....	L, 4-6	A
4/11/14.....	W, 4-0	A
11/7/14.....	W, 3-2	H
1/1/15.....	W, 3-2	H
10/15/15.....	W, 4-1	H
2/28/16.....	L, 2-3	A
11/11/16.....	W, 3-2 ot	H
1/13/17.....	W, 6-0	H
12/6/17.....	W, 6-2	H
2/17/18.....	L, 1-7	H

# Game-by-Game Results by Team

12/6/03.....	L, 1-4	A
10/25/06.....	W, 5-3	A
1/9/08.....	W, 2-1	H
2/20/09.....	L, 1-4	H
12/15/09.....	W, 6-2	A
12/11/10.....	L, 2-3	H
12/17/11.....	L, 1-2	A
10/12/13.....	L, 1-5	H
11/10/13.....	L, 1-4	A
11/20/14.....	W, 3-2	A
1/12/15.....	W, 2-1	H
11/21/15.....	W, 7-3	H
4/1/16.....	W, 4-2	A
10/18/16.....	W, 3-0	H
3/29/17.....	W, 5-3	A
11/16/17.....	L, 2-6	A
12/12/17.....	W, 5-2	H

## COLUMBUS BLUE JACKETS

Lead, 23-8-1-4

Home: 12-2-1-2

Away: 11-6-0-2

10/27/00.....	L, 1-3	A
1/9/02.....	W, 6-3	H
3/23/02.....	W, 5-2	A
11/5/02.....	W, 4-3*	A
1/3/03.....	T, 2-2*	H
11/29/03.....	W, 5-3	A
10/5/05.....	W, 3-2	H
2/5/08.....	W, 4-3 ot	A
11/29/08.....	L, 0-3	A
1/9/09.....	L, 0-3	H
11/1/09.....	L, 4-5 ot	H
4/3/10.....	W, 3-2	A
3/31/11.....	W, 4-3 ot	H
12/31/11.....	W, 4-2	A
10/19/13.....	W, 4-1	H
11/12/13.....	W, 4-3 ot	H
1/17/14.....	L, 1-5	A
1/30/14.....	L, 2-5	A
11/11/14.....	W, 4-2	H
12/11/14.....	L, 2-3 ot	H
12/18/14.....	W, 5-4 ot	A
1/27/15.....	L, 3-4	A
3/3/15.....	W, 5-3	A
10/30/15.....	W, 2-1	H
1/2/16.....	L, 4-5 so	A
1/19/16.....	W, 6-3	A
3/28/16.....	W, 4-1	H
11/15/16.....	L, 1-2 ot	A
11/20/16.....	L, 2-3	H
1/5/17.....	W, 5-0	H
3/23/17.....	W, 2-1 so	A
4/2/17.....	W, 3-2	A
12/2/17.....	W, 4-3	H
2/6/18.....	W, 3-2	A
2/9/18.....	W, 4-2	H
2/26/18.....	L, 1-5	A

## DALLAS STARS

Trail, 32-48-16-1

Home: 17-22-8-1

Away: 15-26-8-0

10/12/74.....	L, 0-6	A
11/24/74.....	T, 4-4	H
11/27/74.....	L, 4-6	A
3/20/75.....	L, 1-5	H
11/29/75.....	L, 3-5	A
12/14/75.....	T, 4-4	H
12/26/75.....	T, 1-1	H
1/17/76.....	L, 3-7	A
11/7/76.....	W, 4-1	H
11/27/76.....	L, 1-6	A
2/15/77.....	T, 3-3	H
2/17/77.....	T, 4-4	A
10/29/77.....	L, 4-7	A
1/13/78.....	T, 2-2	A
1/29/78.....	L, 0-4	H

2/19/78.....	W, 2-1	H
11/15/78.....	W, 3-2	A
12/15/78.....	L, 1-6	H
12/27/78.....	L, 1-6	A
3/4/79.....	W, 5-4	H
11/3/79.....	L, 1-7	A
12/12/79.....	L, 4-5	H
1/5/80.....	T, 2-2	A
3/21/80.....	L, 3-4	H
12/3/80.....	T, 3-3	H
1/3/81.....	L, 0-3	A
1/10/81.....	L, 2-3	A
1/21/81.....	L, 1-2	H
11/4/81.....	L, 1-6	H
11/25/81.....	T, 4-4	A
2/20/82.....	L, 3-7	A
10/23/82.....	L, 1-3	H
12/16/82.....	T, 4-4	A
2/3/83.....	W, 3-1	H
10/29/83.....	W, 6-1	A
2/3/84.....	W, 4-0	A
3/21/84.....	W, 5-1	H
11/13/84.....	T, 3-3*	H
12/12/84.....	W, 3-2	A
1/14/85.....	W, 6-3	H
1/11/86.....	L, 3-5	A
1/21/86.....	W, 7-5	H
1/25/86.....	W, 6-3	A
10/24/86.....	W, 8-2	H
11/11/86.....	T, 2-2*	A
3/29/87.....	W, 4-2	H
10/31/87.....	T, 3-3*	A
11/14/87.....	W, 4-1	H
2/20/88.....	W, 3-0	A
11/15/88.....	W, 4-2	H
1/30/89.....	T, 4-4*	A
2/28/89.....	L, 3-4	H
1/31/90.....	W, 4-3*	A
2/11/90.....	W, 5-3	H
3/18/90.....	W, 4-3	A
1/17/91.....	L, 2-5	A
1/25/91.....	T, 2-2*	H
2/22/91.....	W, 3-1	H
12/7/91.....	W, 4-2	A
1/7/92.....	L, 3-5	H
3/3/92.....	L, 1-3	H
11/18/92.....	L, 4-5	H
2/9/93.....	W, 3-2	A
3/18/94.....	L, 2-6	A
4/3/94.....	L, 3-6	H
10/17/95.....	W, 4-3	A
3/17/96.....	W, 2-1	H
10/8/96.....	L, 3-5	A
1/24/97.....	L, 2-5	H
10/29/97.....	L, 3-4	H
4/8/98.....	L, 1-2*	A
11/27/98.....	L, 0-4	A
3/17/99.....	W, 2-1*	H
11/17/99.....	T, 2-2*	H
2/13/00.....	L, 1-2	A
10/14/00.....	L, 0-2	A
12/28/01.....	W, 3-2*	A
3/12/02.....	L, 2-5	H
10/20/02.....	L, 2-5	A
11/13/02.....	L, 1-6	H
10/17/03.....	L, 2-4	A
1/12/06.....	L, 1-4	A
11/30/06.....	W, 4-3	H
10/25/08.....	W, 6-5 ot	A
3/8/10.....	L, 3-4 so	H
12/2/10.....	L, 1-2	A
11/8/11.....	L, 2-5	H
10/5/13.....	L, 1-2	A
4/1/14.....	L, 0-5	H
1/17/15.....	L, 4-5	A
3/13/15.....	L, 2-4	H
11/19/15.....	L, 2-3	H
2/13/16.....	L, 3-4	A
1/21/17.....	W, 4-3 ot	A

3/6/17.....	L, 2-4	H
12/19/17.....	W, 4-3 ot	A
3/20/18.....	W, 4-3	H

## DETROIT RED WINGS

Lead, 50-45-16-5

Home: 29-22-5-1

Away: 20-23-11-4

Neutral: 1-0-0-0

10/19/74.....	L, 4-6	A
10/22/74.....	L, 0-3	H
1/25/75.....	L, 2-5	A
1/26/75.....	W, 6-3	H
3/30/75.....	L, 5-8	H
4/2/75.....	L, 3-8	A
12/12/75.....	L, 3-5	H
12/31/75.....	L, 0-4	A
2/15/76.....	W, 8-5	H
2/21/76.....	W, 5-1	A
3/24/76.....	L, 3-7	A
3/30/76.....	W, 5-3	H
10/7/76.....	T, 3-3	A
1/4/77.....	T, 2-2	H
1/10/77.....	W, 2-0	A
1/27/77.....	W, 4-1	H
3/13/77.....	T, 3-3	A
3/29/77.....	W, 6-1	H
11/9/77.....	T, 1-1	A
12/23/77.....	W, 3-2	H
1/11/78.....	L, 3-6	H
1/22/78.....	L, 3-6	A
2/23/78.....	L, 1-4	A
3/26/78.....	L, 1-4	H
11/5/78.....	T, 3-3	H
12/23/78.....	T, 2-2	A
1/6/79.....	W, 4-1	A
1/19/79.....	W, 5-1	H
1/30/79.....	L, 4-7	A
2/21/79.....	L, 3-4	H
3/11/79.....	T, 3-3	A
3/14/79.....	L, 1-4	H
11/16/79.....	L, 2-4	H
2/6/80.....	T, 2-2	A
2/28/80.....	L, 1-4	A
3/15/80.....	W, 5-2	H
11/26/80.....	T, 7-7	A
12/14/80.....	L, 4-5	H
3/26/81.....	W, 2-0	A
4/5/81.....	W, 7-2	H
10/10/81.....	W, 6-3	H
11/13/81.....	T, 3-3	H
1/16/82.....	T, 5-5	A
1/5/83.....	W, 5-2	A
2/1/83.....	W, 5-2	H
4/1/83.....	L, 7-8	A
11/6/83.....	W, 3-2	H
12/28/83.....	L, 2-3*	H
2/25/84.....	L, 1-4	A
12/9/84.....	W, 4-0	H
1/8/85.....	W, 4-2	A
1/29/85.....	L, 3-4	A
1/7/86.....	W, 4-3	H
1/28/86.....	L, 0-7	A
2/25/86.....	W, 4-3*	H
11/21/86.....	T, 3-3*	A
1/28/87.....	W, 2-1	A
2/24/87.....	W, 8-2	H
11/17/87.....	L, 0-1	H
12/16/87.....	L, 1-6	A
3/29/88.....	T, 2-2*	H
11/1/88.....	T, 3-3*	A
11/27/88.....	W, 4-3	A
1/22/89.....	L, 3-4	H
11/29/89.....	W, 5-3	A
2/29/89.....	W, 2-1	H
2/25/90.....	W, 9-4	H
10/6/90.....	W, 6-4	H
11/19/90.....	W, 3-2*	A

1/22/91.....	W, 2-1*	A
11/8/91.....	L, 4-5	H
11/25/91.....	L, 4-5	A
2/5/92.....	L, 1-4	A
11/20/92.....	L, 5-7	H
11/30/92.....	W, 4-1	A
3/16/93.....	W, 4-2	N
1/30/94.....	W, 6-3	H
3/25/94.....	T, 2-2*	A
1/13/96.....	L, 2-4	H
2/15/96.....	L, 3-4	A
12/4/96.....	L, 0-2	H
12/26/96.....	L, 4-5*	A
1/11/98.....	L, 0-2	A
2/1/98.....	L, 2-4	H
10/13/98.....	L, 2-3	H
3/3/00.....	T, 2-2*	H
4/7/00.....	W, 4-2	A
10/31/00.....	W, 6-2	H
4/1/01.....	OTL, 1-2*	A
1/18/02.....	L, 1-3	A
2/22/03.....	L, 1-5	H
12/13/03.....	L, 1-5	H
12/9/05.....	L, 3-4	H
12/17/07.....	L, 3-4 so	A
1/31/09.....	W, 4-2	A
10/10/09.....	L, 2-3	A
1/19/10.....	W, 3-2	H
3/16/11.....	L, 2-3	A
2/22/11.....	W, 7-1	H
3/19/12.....	W, 5-3	A
11/15/13.....	W, 4-3 so	A
1/31/14.....	L, 3-4 so	A
2/2/14.....	W, 6-5 ot	H
10/29/14.....	L, 2-4	H
1/10/15.....	W, 3-1	H
4/5/15.....	W, 2-1	A
11/10/15.....	L, 0-1	A
10/18/15.....	W, 3-2 so	H
11/18/16.....	W, 1-0	H
2/9/17.....	W, 6-3	H
2/18/17.....	L, 3-2 so	A
10/20/17.....	W, 4-3 ot	A
2/11/18.....	OTL, 4-5	H
3/22/18.....	W, 1-0	A

## EDMONTON OILERS

Lead, 38-29-6-1

Home: 24-10-2-1

Away: 14-19-4-0

10/28/79.....	W, 6-4	A
11/13/79.....	L, 3-5	H
1/16/80.....	L, 2-5	H
2/15/80.....	L, 2-8	A
11/1/80.....	T, 2-2	A
12/17/80.....	W, 5-2	H
1/7/81.....	L, 3-6	A
2/1/81.....	W, 7-4	H
1/13/82.....	T, 6-6	H
2/12/82.....	L, 3-5	A
2/28/82.....	L, 1-4	H
11/24/82.....	T, 3-3	A
2/23/83.....	L, 3-6	A
3/2/83.....	L, 3-5	H
11/2/83.....	L, 3-11	A
11/9/83.....	L, 4-7	H
2/5/84.....	W, 9-2	H
10/24/84.....	T, 3-3*	A
11/9/84.....	L, 5-8	H
2/23/85.....	T, 3-3*	A
11/12/85.....	W, 5-2	H
12/18/85.....	W, 5-2	A
2/8/86.....	W, 5-4*	H
10/29/86.....	L, 3-6	A
2/15/87.....	W, 5-3	A
2/27/87.....	W, 5-2	H

12/1/87.....	W, 4-2	H
1/2/88.....	W, 2-0	H
1/11/88.....	L, 2-3	A
10/29/88.....	L, 3-4*	A
1/13/89.....	W, 5-3	H
2/17/89.....	W, 8-2	A
11/11/89.....	L, 3-5	H
2/4/90.....	L, 4-5*	H
2/14/90.....	W, 4-3	A
10/28/90.....	W, 1-0	A
2/8/91.....	W, 6-3	H
3/10/91.....	W, 5-3	A
10/23/91.....	W, 6-5	A
3/22/92.....	W, 6-2	H
10/31/92.....	L, 2-4	A
1/9/93.....	W, 4-3	H
10/24/93.....	W, 3-2*	A
2/15/94.....	T, 2-2*	H
12/22/95.....	W, 6-3	H
2/7/96.....	W, 2-1	A
1/26/97.....	L, 1-3	H
2/9/97.....	L, 1-4	A
11/8/97.....	W, 2-1	H
3/25/98.....	L, 2-4	A
10/28/98.....	L, 2-8	A
3/6/99.....	W, 4-3	H
12/21/99.....	L, 2-6	A
12/16/00.....	W, 4-0	H
3/10/02.....	W, 4-2	A
3/16/02.....	L, 1-4	A
3/22/03.....	L, 3-5	A
1/11/04.....	W, 1-0	H
10/28/06.....	L, 0-4	A
1/17/08.....	W, 5-4 so	H
1/13/09.....	L, 2-5	H
12/19/09.....	W, 4-2	A
3/9/11.....	W, 5-0	H
10/27/11.....	L, 1-2	A
10/14/13.....	W, 4-2	H
10/24/13.....	W, 4-1	A
10/22/14.....	L, 2-3	A
1/20/15.....	L, 4-5 so	H
10/23/15.....	W, 7-4	A
11/23/15.....	W, 1-0	H
10/26/16.....	L, 1-4	A
2/24/17.....	W, 2-1	H
10/28/17.....	W, 5-2	A
11/12/17.....	W, 2-1 so	H

# Game-by-Game Results by Team

2/9/13.....	W, 5-0	H
2/12/13.....	W, 6-5 ot	A
3/7/13.....	W, 7-1	H
4/6/13.....	W, 4-3	A
11/2/13.....	W, 3-2 so	H
12/13/13.....	L, 2-3 so	A
2/27/14.....	W, 5-4	A
10/18/14.....	W, 2-1 so	H
12/16/14.....	L, 1-2 so	A
1/4/15.....	W, 4-3	H
10/31/15.....	W, 2-1 ot	A
12/10/15.....	L, 1-4	A
2/2/16.....	L, 2-5	H
10/20/16.....	W, 4-2	A
11/5/16.....	W, 4-2	H
4/9/17.....	L, 0-2	H
10/21/17.....	L, 1-4	H
1/25/18.....	W, 4-2	A
2/22/18.....	L, 2-3	A

## LOS ANGELES KINGS

Trail, 37-57-13-3  
Home: 22-24-7-1  
Away: 15-33-6-2

10/15/74.....	T, 1-1	H
12/19/74.....	L, 1-4	A
1/14/75.....	L, 2-6	H
1/30/75.....	L, 4-6	A
2/18/75.....	L, 1-6	H
3/26/75.....	L, 1-5	A
10/15/75.....	L, 3-4	A
10/28/75.....	L, 0-6	A
11/5/75.....	L, 1-3	H
11/26/75.....	W, 7-2	H
1/27/76.....	L, 0-2	A
2/10/76.....	T, 2-2	H
10/16/76.....	L, 1-7	A
10/21/76.....	T, 5-5	H
12/14/76.....	L, 2-4	H
2/2/77.....	L, 2-7	A
3/1/77.....	L, 2-3	H
3/10/77.....	L, 0-6	A
11/8/77.....	L, 1-5	H
11/29/77.....	L, 2-4	A
12/17/77.....	W, 2-1	A
1/4/78.....	W, 4-0	H
2/1/78.....	L, 3-8	A
2/21/78.....	L, 1-4	H
10/11/78.....	W, 4-2	A
10/20/78.....	L, 4-6	H
10/28/78.....	L, 1-5	A
12/4/78.....	L, 2-10	A
1/3/79.....	W, 8-3	H
1/31/79.....	W, 5-3	H
2/28/79.....	T, 3-3	A
4/3/79.....	W, 6-2	H
10/16/79.....	W, 8-6	H
10/24/79.....	L, 3-5	A
2/12/80.....	W, 5-2	A
2/26/80.....	W, 5-3	H
10/29/80.....	L, 2-4	A
11/5/80.....	L, 3-5	H
1/15/81.....	W, 3-0	H
2/7/81.....	T, 4-4	A
10/29/81.....	L, 3-4	A
1/7/82.....	T, 3-3	H
2/17/82.....	W, 5-2	A
1/14/82.....	W, 7-2	H
11/18/81.....	L, 7-9	H
2/19/83.....	T, 3-3	A
12/18/83.....	W, 5-0	H
1/11/84.....	W, 4-2	A
2/16/84.....	W, 4-2	A
10/16/84.....	W, 5-3	H
2/8/85.....	W, 6-1	H
2/16/85.....	L, 2-5	A
12/14/85.....	W, 5-4	A
2/15/86.....	W, 4-1	A

3/18/86.....	L, 2-5	H
11/18/86.....	L, 5-6	H
2/18/87.....	L, 4-7	A
3/17/87.....	L, 4-5	H
12/6/87.....	W, 10-3	H
1/13/88.....	W, 8-3	A
2/24/88.....	L, 3-4	A
1/24/89.....	T, 4-4*	H
2/10/89.....	L, 6-7*	H
2/22/89.....	W, 7-2	A
11/18/89.....	L, 3-5	A
1/1/90.....	L, 4-7	H
2/19/90.....	L, 2-3	A
11/2/90.....	W, 4-3	H
2/18/91.....	L, 2-5	A
3/5/91.....	T, 3-3*	H
1/10/92.....	W, 7-4	H
1/16/92.....	T, 2-2*	A
2/15/92.....	L, 3-6	A
2/13/93.....	W, 10-3	A
2/20/93.....	W, 7-3	H
10/22/93.....	W, 6-3	H
2/12/94.....	W, 6-1	A
10/20/95.....	L, 4-7	H
11/30/95.....	L, 2-3	A
10/12/96.....	L, 3-4	H
12/14/96.....	T, 4-4*	A
12/13/97.....	T, 2-2*	A
4/4/98.....	W, 3-2	H
12/9/98.....	L, 1-2	A
1/29/99.....	L, 3-6	H
10/9/99.....	T, 2-2*	H
10/26/99.....	L, 2-5	A
10/6/00.....	L, 1-4	H
2/10/01.....	W, 4-3	A
10/16/01.....	W, 3-2*	A
3/14/03.....	L, 1-3	H
11/10/03.....	L, 2-3	H
12/6/03.....	L, 3-7	A
12/14/05.....	W, 3-2	A
2/8/07.....	W, 4-3 ot	H
11/20/08.....	L, 2-5	A
2/5/09.....	L, 4-5	H
1/2/10.....	L, 1-2	A
2/12/11.....	L, 1-4	H
1/9/12.....	L, 2-5	A
3/20/14.....	L, 1-2 so	A
3/25/14.....	L, 4-5 so	H
2/21/15.....	W, 4-0	H
2/14/15.....	L, 1-3	A
2/16/16.....	W, 3-1	A
3/9/16.....	L, 3-4 ot	A
2/5/17.....	W, 5-0	H
3/11/17.....	L, 2-4	A
11/30/17.....	L, 2-5	H
3/8/18.....	L, 1-3	A

## MINNESOTA WILD

Lead, 11-8-0-1  
Home: 8-2-0-0  
Away: 3-6-0-1

12/14/00.....	W, 2-1	H
1/10/01.....	L, 0-3	A
2/6/02.....	W, 2-1	H
11/16/02.....	L, 0-1	A
11/21/02.....	L, 3-4	H
1/1/03.....	L, 1-2	A
10/12/06.....	L, 2-3 so	A
2/26/08.....	W, 4-1	H
11/24/08.....	L, 3-4	A
11/13/09.....	W, 3-1	H
10/28/10.....	L, 1-2	A
3/25/12.....	W, 3-0	H
11/7/13.....	W, 3-2 so	H
1/4/14.....	L, 3-5	A
3/5/15.....	L, 1-2	H
3/19/15.....	W, 3-2	A
3/14/17.....	W, 4-2	H
3/28/17.....	W, 4-3 ot	A

## MONTREAL CANADIENS

Trail, 71-72-17-5  
Home: 38-33-9-2  
Away: 33-39-8-3

10/31/74.....	L, 0-3	H
11/10/74.....	L, 1-11	H
1/4/75.....	L, 0-10	A
1/12/75.....	L, 2-7	H
3/7/75.....	L, 4-8	A
4/5/75.....	L, 2-10	A
12/6/75.....	L, 3-9	A
12/29/75.....	L, 0-6	H
1/3/76.....	L, 0-7	A
1/13/76.....	L, 2-3	H
3/14/76.....	L, 1-5	A
4/4/76.....	L, 3-4	H
10/19/76.....	L, 0-6	H
1/8/77.....	L, 2-7	A
1/18/77.....	L, 0-3	H
1/22/77.....	L, 2-5	A
4/2/77.....	L, 0-11	A
4/3/77.....	L, 1-2	H
10/19/77.....	L, 3-5	H
10/24/77.....	L, 1-5	A
2/17/78.....	L, 2-8	H
3/8/78.....	L, 3-4	A
3/25/78.....	L, 0-5	A
4/2/78.....	T, 4-4	H
11/2/78.....	L, 2-4	A
11/8/78.....	L, 0-6	H
2/4/79.....	L, 4-8	H
2/17/79.....	L, 0-2	A
2/25/79.....	L, 5-8	H
3/5/79.....	T, 2-2	H
3/24/79.....	L, 1-3	A
4/7/79.....	L, 3-10	A
10/30/79.....	T, 2-2	H
11/5/79.....	L, 0-2	A
2/19/80.....	W, 3-1	H
3/1/80.....	L, 3-6	A
10/15/80.....	T, 3-3	H
12/27/80.....	L, 4-7	A
2/14/81.....	L, 1-6	A
3/22/81.....	T, 2-2	H
11/27/81.....	W, 5-2	H
12/14/81.....	L, 3-6	A
4/4/82.....	W, 3-1	H
10/20/82.....	T, 3-3	H
1/29/83.....	T, 3-3	A
2/26/83.....	L, 1-4	A
11/26/83.....	W, 5-2	A
12/10/83.....	W, 2-0	H
2/3/84.....	W, 4-1	H
12/20/84.....	T, 2-2*	A
3/21/85.....	L, 2-3	A
3/22/85.....	W, 3-1	H
11/27/85.....	W, 5-3	H
2/7/86.....	W, 3-2	H
2/19/86.....	T, 4-4*	A
10/20/86.....	W, 5-4	A
12/1/86.....	W, 2-1*	A
12/6/86.....	W, 3-1	H
10/24/87.....	L, 2-3	H
12/23/87.....	T, 2-2*	A
1/29/88.....	W, 4-3	H
12/10/88.....	T, 0-0*	A
3/8/89.....	L, 2-3	A
3/17/89.....	W, 4-1	H
10/16/89.....	W, 4-3*	A
1/26/90.....	W, 6-3	H
3/23/90.....	L, 2-4	H
10/15/90.....	L, 1-3	A
11/30/90.....	L, 3-4	H
1/12/91.....	L, 1-4	A
11/11/91.....	W, 4-2	A

11/27/91.....	W, 3-1	H
3/27/92.....	W, 4-3	H
11/23/92.....	T, 1-1*	A
4/2/93.....	W, 4-0	H
4/12/93.....	W, 3-2*	A
12/3/93.....	T, 2-2*	H
12/11/93.....	W, 5-3	A
1/17/94.....	L, 1-3	A
2/4/94.....	L, 0-4	H
1/25/95.....	L, 0-2	A
3/4/95.....	W, 5-1	H
4/17/95.....	L, 2-5	A
11/1/95.....	W, 5-2	H
12/26/95.....	W, 4-0	H
1/31/96.....	L, 3-5	A
3/27/96.....	W, 1-0*	A
11/15/96.....	W, 3-1	H
11/30/96.....	W, 2-0	A
3/22/97.....	W, 3-1	A
4/10/97.....	W, 3-2	H
10/18/97.....	W, 3-2	A
11/15/97.....	W, 3-2	A
11/26/97.....	L, 5-6	H
4/6/98.....	T, 2-2*	H
10/16/98.....	T, 2-2*	H
1/15/99.....	L, 0-3	H
1/18/99.....	T, 4-4*	A
12/13/99.....	L, 0-1	H
3/20/99.....	W, 1-0	A
1/4/00.....	W, 6-1	H
12/10/00.....	W, 1-0	A
2/26/00.....	W, 3-0	A
11/17/00.....	W, 4-3	H
1/27/01.....	L, 2-4	A
2/17/01.....	W, 6-3	A
2/23/01.....	W, 3-1	H
10/19/01.....	W, 4-1	H
11/24/01.....	L, 3-5	A
1/16/02.....	L, 0-2	A
1/23/02.....	L, 3-5	H
1/25/03.....	T, 1-1*	A
2/9/03.....	L, 0-2	H
2/24/03.....	W, 4-1	H
3/25/03.....	W, 4-3*	A
10/14/03.....	L, 1-5	A
11/28/03.....	L, 3-5	H
12/23/03.....	W, 3-2	H
1/4/04.....	L, 1-4	A
11/19/05.....	W, 5-1	A
12/23/05.....	W, 4-2	H
3/20/06.....	L, 2-4	H
3/30/06.....	L, 2-4 ot	A
12/27/06.....	L, 1-4	H
1/4/07.....	W, 5-1	H
2/20/07.....	L, 3-5	A
3/24/07.....	L, 1-4	A
12/20/07.....	L, 2-5	H
1/5/08.....	W, 5-4 ot	A
1/29/08.....	L, 0-4	A
1/31/08.....	W, 5-4 ot	H
11/28/08.....	W, 3-0	H
12/13/08.....	W, 2-1	A
1/10/09.....	L, 4-5	A
2/18/09.....	W, 4-3 so	H
11/20/09.....	L, 2-3	H
11/28/09.....	W, 4-3 so	A
1/5/10.....	W, 4-2	H
2/10/10.....	L, 5-6 ot	A
12/28/10.....	W, 3-0	H
2/1/11.....	L, 2-3 so	H
3/15/11.....	W, 4-2	A
3/26/11.....	W, 2-0	A
1/18/12.....	W, 3-0	A
2/4/12.....	W, 3-0	A
2/24/12.....	W, 4-1	H
3/31/12.....	W, 3-2 so	H
1/24/13.....	L, 1-4	H
4/9/13.....	W, 3-2	A
4/20/13.....	W, 5-1	A

11/22/13.....	L, 2-3	H
11/29/13.....	W, 3-2 so	H
1/25/14.....	W, 5-0	A
10/9/14.....	L, 1-2 so	H
1/31/15.....	L, 0-1 ot	A
4/2/15.....	W, 5-4 so	A
12/3/15.....	W, 3-2	A
12/26/15.....	W, 3-1	H
2/24/16.....	L, 3-4	H
12/17/16.....	L, 1-2	H
1/9/17.....	W, 4-1	A
2/4/17.....	W, 3-2	A
10/7/17.....	W, 6-1	H
1/19/18.....	L, 2-3	H
3/24/18.....	W, 6-4	A

## NASHVILLE PREDATORS

Lead, 13-11-1-2  
Home: 8-4-0-1  
Away: 5-7-1-1

12/26/98.....	L, 1-3	A
3/30/99.....	L, 2-3	H
11/26/99.....	W, 1-0	H
2/12/00.....	W, 4-2	A
10/13/00.....	L, 1-3	A
2/21/01.....	W, 2-1	H
2/8/02.....	T, 3-3*	A
10/11/02.....	W, 5-4	H
2/13/04.....	L, 2-5	A
12/7/05.....	L, 2-5	H
3/18/08.....	W, 4-2	A
10/28/08.....	W, 4-3 so	H
3/10/09.....	W, 3-2 ot	A
10/17/09.....	W, 3-2 so	H
10/16/10.....	W, 3-2 ot	A
11/15/11.....	L, 1-3	A
12/20/11.....	W, 4-1	H
12/7/13.....	W, 5-2	H
3/30/14.....	L, 3-4 so	A
1/16/15.....	L, 3-4	A
3/28/15.....	L, 3-4	H
2/9/16.....	W, 5-3	A
3/18/16.....	W, 4-1	H
2/25/17.....	L, 2-5	A
3/16/17.....	L, 1-2 ot	H
11/14/17.....	L, 3-6	A
4/5/18.....	L, 3-4	H

## NEW JERSEY DEVILS

Lead, 108-74-13-15  
Home: 63-29-6-8  
Away: 45-45-7-7



# Game-by-Game Results by Team

12/9/92.....W, 6-2	A	11/11/11.....W, 3-1	A	3/17/84.....W, 2-1	A	3/26/96.....W, 7-1	A	4/5/16.....L, 3-4 ot	H	3/2/86.....W, 4-2	A		
1/1/93.....W, 9-2	H	11/12/11.....L, 2-3 so	H	3/31/84.....L, 1-3	H	11/2/96.....L, 1-6	A	10/15/16.....W, 2-1	H	4/5/86.....T, 4-4*	H		
3/27/93.....L, 2-5	H	12/23/11.....L, 3-4 so	A	11/20/84.....L, 3-5	A	11/29/96.....L, 0-2	H	12/1/16.....L, 0-3	H	10/13/86.....W, 7-6*	A		
4/10/93.....L, 3-5	H	3/2/12.....L, 0-5	H	11/23/84.....L, 1-5	H	12/7/96.....L, 0-2	A	12/13/16.....W, 4-2	A	12/14/86.....L, 1-3	H		
10/8/93.....L, 3-6	H	1/25/13.....L, 2-3 ot	A	12/27/84.....W, 5-4*	A	3/2/97.....L, 0-2	H	12/27/16.....L, 3-4	A	12/17/86.....L, 1-6	A		
10/9/93.....L, 4-6	A	2/21/13.....L, 2-3	H	1/26/85.....W, 5-1	A	4/12/97.....W, 6-2	H	1/31/17.....L, 2-3	A	2/4/87.....L, 2-3	A		
1/9/94.....W, 4-0	A	2/23/13.....W, 5-1	H	1/27/85.....W, 5-2	H	10/8/97.....W, 6-3	A	11/2/17.....W, 4-3	H	2/7/87.....L, 4-5*	H		
1/14/94.....L, 2-5	H	12/21/13.....L, 4-5 ot	H	3/16/85.....L, 4-6	A	10/11/97.....W, 3-1	H	12/11/17.....L, 1-3	A	3/1/87.....W, 7-3	H		
4/1/94.....W, 2-1	H	1/24/14.....L, 1-2	A	3/30/85.....W, 4-3	H	12/16/97.....T, 2-2*	H	3/15/18.....W, 7-3	A	4/1/87.....W, 5-1	A		
2/15/95.....L, 2-4	A	2/8/14.....W, 3-0	H	11/1/85.....W, 5-3	H	3/12/98.....W, 2-1	A	3/16/18.....W, 6-3	H	10/17/87.....W, 4-3	H		
2/20/95.....L, 0-2	H	4/4/14.....L, 1-2	A	11/2/85.....L, 3-5	A	3/31/98.....W, 5-2	H	<b>NEW YORK RANGERS</b> Lead, 103-90-18-7 Home: 56-40-9-4 Away: 47-50-9-3			10/19/87.....W, 4-2	A	
2/25/95.....T, 3-3*	A	10/16/14.....W, 6-2	H	1/24/86.....L, 5-7	H	4/13/98.....W, 2-0	A				1/8/88.....W, 8-4	H	
4/12/95.....L, 1-2	H	11/14/14.....L, 0-1	H	2/18/86.....W, 5-4	A	11/14/98.....W, 5-3	A				2/6/88.....L, 0-3	H	
1/6/96.....L, 1-3	A	12/6/14.....W, 4-1	A	3/8/86.....W, 6-2	A	12/4/98.....W, 5-1	H				2/11/88.....W, 5-3	A	
1/25/96.....L, 1-3	A	12/20/14.....W, 4-0	A	3/9/86.....W, 1-1	H	1/11/99.....W, 4-3	H	10/9/74.....L, 3-6	A	12/12/74.....T, 6-6	H	10/21/88.....L, 1-4	H
2/18/96.....L, 0-3	A	3/26/15.....W, 3-2 ot	H	10/16/86.....L, 4-7	A	2/9/99.....W, 2-1	A	2/9/75.....L, 3-7	A	2/9/75.....L, 3-7	A	12/19/88.....L, 1-3	A
2/24/96.....L, 1-2	H	12/29/16.....L, 1-2 so	H	11/4/86.....L, 1-7	A	11/27/99.....W, 4-3	A	2/11/75.....W, 7-4	H	2/11/75.....W, 7-4	H	12/23/88.....T, 2-2*	H
4/11/96.....L, 2-3	H	12/31/16.....W, 6-2	A	12/26/86.....W, 2-1	H	12/7/99.....W, 4-2	H	12/7/75.....L, 2-5	A	12/7/75.....L, 2-5	A	1/4/89.....T, 3-3*	A
11/12/96.....L, 2-3*	A	1/26/17.....W, 5-2	A	1/15/87.....W, 3-2	A	2/28/00.....W, 3-2	A	1/23/76.....W, 7-5	H	1/23/76.....W, 7-5	H	2/1/89.....W, 4-3*	A
11/22/96.....W, 5-1	A	10/13/17.....W, 5-2	A	1/30/87.....T, 3-3*	H	3/15/00.....W, 4-3	H	2/18/76.....L, 4-11	A	2/18/76.....L, 4-11	A	3/11/89.....W, 4-2	H
11/23/96.....W, 4-3	H	12/30/17.....W, 5-2	H	3/24/87.....W, 3-1	A	10/21/00.....T, 4-4*	H	3/16/76.....W, 5-2	H	3/16/76.....W, 5-2	H	10/13/89.....W, 7-4	H
3/15/97.....L, 2-3	A	1/18/18.....OTL, 3-4	A	3/27/87.....T, 2-2*	H	11/24/00.....W, 1-0	H	11/10/76.....W, 7-5	A	11/10/76.....W, 7-5	A	12/23/89.....W, 3-2	H
3/19/97.....T, 2-2*	H	4/7/18.....W, 5-3	H	11/10/87.....L, 3-4*	A	12/12/00.....W, 3-2	A	12/1/76.....L, 1-4	A	12/1/76.....L, 1-4	A	1/3/90.....L, 1-2	A
4/1/97.....L, 0-1	H	<b>NEW YORK ISLANDERS</b> Lead, 107-88-13-6 Home: 56-37-11-3 Away: 51-51-2-3		12/4/87.....L, 4-6	H	3/6/01.....W, 5-1	A	12/28/76.....L, 2-5	H	12/28/76.....L, 2-5	H	2/23/90.....L, 3-6	H
10/4/97.....W, 4-1	H			2/5/88.....L, 2-4	H	11/27/01.....T, 5-5*	A	3/25/77.....W, 7-2	H	3/25/77.....W, 7-2	H	2/28/90.....L, 2-3	A
11/1/97.....L, 1-3	A			2/12/88.....W, 6-2	H	1/1/02.....W, 3-2	H	12/21/77.....T, 5-5	A	12/21/77.....T, 5-5	A	3/31/90.....W, 2-1	H
12/23/97.....T, 1-1*	H			2/27/88.....W, 3-0	A	3/30/02.....W, 4-2	H	12/30/77.....T, 3-3	H	12/30/77.....T, 3-3	H	4/1/90.....W, 3-2	A
3/20/98.....W, 2-0	H	10/20/74.....L, 0-5	H	3/18/88.....T, 3-3*	H	4/6/02.....L, 4-5	A	3/12/78.....L, 2-8	A	3/12/78.....L, 2-8	A	10/10/90.....L, 2-4	A
3/21/98.....L, 2-3	A	12/29/74.....L, 0-7	H	3/31/88.....L, 3-7	A	10/12/02.....W, 2-1	A	3/24/78.....L, 4-11	H	3/24/78.....L, 4-11	H	10/13/90.....L, 2-5	H
12/1/98.....L, 0-4	H	1/2/75.....L, 2-5	A	11/4/88.....W, 4-2	H	12/21/02.....W, 3-1	A	11/26/78.....L, 4-9	A	11/26/78.....L, 4-9	A	11/28/90.....W, 6-3	A
12/30/98.....L, 2-3	H	2/8/75.....L, 1-5	A	11/5/88.....L, 3-4*	A	1/13/03.....W, 4-3*	H	1/24/79.....W, 5-1	H	1/24/79.....W, 5-1	H	12/17/90.....L, 3-5	A
1/9/99.....W, 3-2	A	11/1/75.....L, 3-7	A	11/22/88.....W, 4-2	A	2/7/03.....W, 3-0	H	2/18/79.....T, 6-6	A	2/18/79.....T, 6-6	A	12/28/90.....L, 3-5	H
2/12/99.....W, 3-2	A	1/21/76.....L, 2-5	H	11/23/88.....W, 7-6	H	10/9/03.....W, 6-1	H	3/20/79.....T, 2-2	H	3/20/79.....T, 2-2	H	2/22/91.....W, 3-2	H
4/8/99.....L, 0-1	A	2/22/76.....L, 0-4	H	12/31/88.....L, 4-6	A	12/2/03.....W, 4-1	A	10/14/79.....W, 5-3	A	10/14/79.....W, 5-3	A	2/27/91.....T, 4-4*	A
11/13/99.....W, 4-2	H	3/6/76.....L, 3-6	A	3/26/89.....W, 3-2	H	12/21/03.....L, 4-5	H	12/15/79.....W, 5-4	H	12/15/79.....W, 5-4	H	10/11/91.....W, 5-1	H
12/18/99.....L, 4-5	A	1/15/77.....L, 1-2	A	10/20/89.....L, 3-5	H	3/23/04.....L, 0-3	A	12/30/79.....L, 2-5	A	12/30/79.....L, 2-5	A	10/14/91.....W, 5-3	A
1/14/00.....W, 3-2*	A	1/16/77.....T, 2-2	H	11/7/89.....W, 5-3	A	10/13/05.....L, 3-5	H	2/2/80.....L, 3-6	H	2/2/80.....L, 3-6	H	11/13/91.....W, 5-3	A
3/11/00.....W, 4-2	H	2/5/77.....T, 3-3	A	11/22/89.....W, 5-3	H	1/31/06.....L, 3-5	A	10/18/80.....W, 8-2	H	10/18/80.....W, 8-2	H	12/13/91.....L, 3-5	H
10/19/00.....W, 5-2	H	2/20/77.....T, 2-2	H	12/15/89.....L, 3-5	H	3/6/06.....W, 5-2	H	12/10/80.....L, 2-6	A	12/10/80.....L, 2-6	A	12/26/91.....L, 6-8	H
12/9/00.....W, 3-2	A	11/13/77.....L, 0-6	H	1/13/90.....L, 2-4	A	4/8/06.....L, 0-5	A	12/26/80.....W, 7-3	H	12/26/80.....W, 7-3	H	2/7/92.....W, 6-2	H
12/29/00.....L, 2-4	A	1/14/78.....L, 0-4	H	2/2/90.....L, 3-5	A	11/25/06.....L, 1-4	A	2/21/81.....L, 4-6	A	2/21/81.....L, 4-6	A	3/9/92.....W, 5-2	A
4/3/01.....L, 4-6	H	2/4/78.....L, 1-6	A	3/20/90.....W, 3-0	H	2/4/07.....W, 2-1 so	H	11/7/81.....L, 1-3	H	11/7/81.....L, 1-3	H	10/9/92.....L, 2-4	H
10/6/01.....W, 6-1	H	4/13/02.....L, 3-4*	H	10/19/90.....W, 4-3	H	3/10/07.....L, 2-5	A	12/20/81.....W, 3-2	A	12/20/81.....W, 3-2	A	10/21/92.....L, 1-2	A
12/8/01.....L, 1-3	A	12/27/02.....W, 3-2	H	11/3/90.....W, 5-2	A	10/8/07.....W, 2-1	A	12/26/81.....T, 4-4	H	12/26/81.....T, 4-4	H	11/11/92.....W, 7-4	A
3/29/02.....W, 3-1	A	12/28/02.....OTL, 1-2*	A	12/1/90.....W, 3-1	A	2/20/08.....L, 2-3 so	H	1/3/82.....T, 4-3	A	1/3/82.....T, 4-3	A	12/4/92.....W, 8-4	H
4/13/02.....L, 3-4*	H	2/5/03.....L, 1-4	H	11/17/78.....L, 2-4	H	12/4/08.....W, 5-2	H	1/24/82.....T, 4-4	A	1/24/82.....T, 4-4	A	12/29/92.....W, 4-3*	H
12/27/02.....W, 3-2	H	3/1/03.....OTL, 1-2*	A	1/16/79.....L, 2-6	A	12/16/08.....W, 5-4 ot	A	1/27/82.....L, 4-5	H	1/27/82.....L, 4-5	H	1/13/93.....L, 4-5	A
12/28/02.....OTL, 1-2*	A	12/4/03.....L, 0-3	A	4/1/79.....W, 6-4	H	1/19/09.....W, 2-1 ot	A	3/14/82.....T, 5-5	A	3/14/82.....T, 5-5	A	4/4/93.....L, 0-4	H
2/5/03.....L, 1-4	H	1/1/04.....T, 2-2*	H	12/22/79.....L, 1-2	A	4/1/09.....W, 5-3	H	3/20/82.....L, 3-4	H	3/20/82.....L, 3-4	H	4/14/93.....W, 2-0	A
3/1/03.....OTL, 1-2*	A	1/17/04.....OTL, 1-2*	A	1/12/80.....L, 2-5	A	10/24/09.....W, 3-2 ot	A	10/6/82.....W, 5-4	A	10/6/82.....W, 5-4	A	4/16/93.....W, 4-2	H
12/4/03.....L, 0-3	A	2/19/04.....W, 3-1	H	1/27/80.....W, 7-1	H	10/30/09.....L, 3-4 ot	H	12/10/82.....T, 4-4	H	12/10/82.....T, 4-4	H	10/11/93.....L, 2-5	A
11/1/04.....T, 2-2*	H	11/11/05.....L, 3-4	H	3/9/80.....W, 3-1	H	11/1/09.....W, 5-4 so	H	1/1/83.....L, 2-7	H	1/1/83.....L, 2-7	H	11/13/93.....L, 0-2	H
11/17/04.....OTL, 1-2*	A	11/12/05.....L, 2-3	A	10/12/80.....W, 8-5	H	1/26/10.....W, 7-2	A	2/16/83.....L, 4-5	A	2/16/83.....L, 4-5	A	11/28/93.....L, 1-3	A
2/19/04.....W, 3-1	H	12/28/05.....L, 2-7	A	2/23/92.....W, 4-1	A	10/13/10.....W, 2-1	H	3/3/83.....W, 4-3	A	3/3/83.....W, 4-3	A	12/23/93.....L, 0-1	H
11/11/05.....L, 3-4	H	3/10/06.....L, 3-4 so	H	3/15/92.....W, 5-2	H	1/20/11.....W, 2-1	A	3/27/83.....L, 4-5	A	3/27/83.....L, 4-5	A	2/7/94.....W, 4-1	A
11/12/05.....L, 2-3	A	12/22/06.....L, 1-4	H	4/13/92.....T, 1-1*	H	2/26/11.....W, 3-2	A	4/3/83.....W, 3-0	H	4/3/83.....W, 3-0	H	3/9/94.....L, 5-7	N
12/28/05.....L, 2-7	A	12/29/06.....L, 3-4	A	10/23/92.....L, 2-5	H	3/1/11.....W, 2-1 ot	H	10/13/83.....L, 3-4	A	10/13/83.....L, 3-4	A	2/8/95.....L, 4-5	A
3/10/06.....L, 3-4 so	H	2/24/07.....W, 4-2	A	12/5/92.....W, 3-0	A	11/5/11.....L, 3-5	A	11/12/83.....W, 7-4	H	11/12/83.....W, 7-4	H	3/5/95.....W, 4-2	H
12/22/06.....L, 1-4	H	2/25/07.....L, 2-3	H	2/23/93.....W, 4-2	A	1/17/12.....L, 0-3	H	11/16/83.....L, 1-4	A	11/16/83.....L, 1-4	A	3/18/95.....W, 4-1	H
12/29/06.....L, 3-4	A	12/7/07.....L, 2-3	A	3/7/93.....L, 2-3	H	2/28/12.....W, 3-2 ot	H	11/25/83.....W, 3-1	H	11/25/83.....W, 3-1	H	4/24/95.....L, 4-5	A
2/24/07.....W, 4-2	A	12/10/07.....W, 3-2	H	3/25/93.....W, 5-2	A	3/13/12.....W, 5-4 so	A	12/7/83.....L, 5-7	A	12/7/83.....L, 5-7	A	12/16/95.....W, 3-2	H
2/25/07.....L, 2-3	H	2/24/08.....L, 1-2 ot	H	4/6/93.....L, 2-3	H	3/9/13.....L, 2-5	A	1/2/84.....T, 2-2*	H	1/2/84.....T, 2-2*	H	12/18/95.....L, 0-3	A
12/7/07.....L, 2-3	A	2/29/08.....W, 4-0	A	11/30/93.....L, 4-6	A	3/26/13.....L, 2-3	H	3/3/84.....W, 5-1	H	3/3/84.....W, 5-1	H	1/5/96.....T, 4-4*	H
12/10/07.....W, 3-2	H	10/18/08.....L, 3-4 so	H	2/18/94.....W, 3-1	H	4/14/13.....W, 2-1 so	H	10/20/84.....L, 5-6	H	10/20/84.....L, 5-6	H	2/27/96.....W, 5-3	A
2/24/08.....L, 1-2 ot	H	11/14/08.....W, 3-1	H	2/21/94.....L, 0-4	A	11/5/13.....W, 6-2	H	11/7/84.....L, 3-4	A	11/7/84.....L, 3-4	A	3/9/96.....L, 1-6	H
2/29/08.....W, 4-0	A	11/15/08.....L, 5-6 so	A	3/29/94.....T, 2-2*	H	11/30/13.....W, 3-2 ot	A	11/28/84.....W, 2-1	A	11/28/84.....W, 2-1	A	4/10/96.....W, 4-1	A
10/18/08.....L, 3-4 so	H	2/3/09.....W, 5-2	A	4/5/94.....L, 3-4*	H	2/4/14.....L, 0-1	H	12/15/84.....W, 4-2	H	12/15/84.....W, 4-2	H	10/23/96.....W, 3-2	A
11/14/08.....W, 3-1	H	10/12/09.....L, 2-3 so	H	1/27/95.....W, 5-2	H	4/5/14.....W, 4-3 so	A	12/16/84.....W, 6-3	A	12/16/84.....W, 6-3	A	11/9/96.....W, 3-2	H
11/15/08.....L, 5-6 so	A	11/4/09.....L, 2-3	A	3/2/95.....W, 4-3	A	11/26/14.....L, 2-3 ot	A	1/19/85.....W, 7-1	H	1/19/85.....W, 7-1	H	1/9/97.....W, 2-0	H
2/3/09.....W, 5-2	A	11/14/09.....L, 2-5	A	4/4/95.....W, 5-4	H	11/28/14.....W, 5-2	H	2/28/85.....W, 5-4	A	2/28/85.....W, 5-4	A	1/22/97.....L, 3-5	H
10/12/09.....L, 2-3 so	H	12/26/09.....W, 4-1	H	4/26/95.....W, 6-5	H	12/29/14.....L, 3-4 ot	A	10/10/85.....L, 2-4	A	10/10/85.....L, 2-4	A	3/12/97.....L, 2-3	A
11/4/09.....L, 2-3	A	10/9/10.....W, 7-2											

# Game-by-Game Results by Team

4/14/98.....W, 3-1	H		12/7/11.....W, 5-3	A	10/13/84.....L, 2-4	H	11/14/96.....W, 5-2	A	12/21/16.....L, 2-3 so	A
1/7/99.....W, 5-1	H		2/22/12.....L, 2-5	A	12/23/84.....L, 4-7	A	1/11/97.....T, 3-3*	A	1/15/17.....W, 5-0	H
1/26/99.....L, 1-4	H		1/29/13.....L, 2-3	A	12/26/84.....W, 6-0	H	1/29/97.....L, 1-2	H	2/22/17.....W, 4-1	A
2/1/99.....W, 3-1	A		4/18/13.....L, 1-3	A	2/9/85.....L, 4-5	H	3/9/97.....L, 0-5	A	3/4/17.....W, 2-1 ot	H
3/4/99.....L, 2-4	H		4/25/13.....L, 1-2 ot	H	3/7/85.....L, 6-9	A	3/29/97.....L, 3-5	H	10/14/17.....L, 2-8	A
3/15/99.....T, 1-1*	A		11/27/13.....L, 4-6	H	3/8/85.....L, 2-4	H	10/31/97.....T, 2-2*	H	1/21/18.....OTL, 1-2	H
11/11/99.....OTL, 4-5*	H		12/20/13.....L, 1-3	A	10/13/85.....L, 2-4	H	1/9/98.....W, 4-1	H	1/31/18.....W, 5-3	H
12/17/99.....W, 3-2*	A		1/21/14.....L, 0-2	H	1/9/86.....L, 0-4	A	1/31/98.....W, 3-2*	A	3/18/18.....L, 3-6	A
3/23/00.....W, 4-1	A		12/22/14.....W, 2-1	H	1/18/86.....W, 5-2	H	3/5/98.....L, 2-3	A		
4/3/00.....W, 4-1	H		2/5/15.....W, 2-1	A	2/22/86.....L, 1-3	A	4/11/98.....L, 3-4	A		
11/9/00.....L, 3-5	H		4/4/15.....L, 3-4 ot	A	3/13/86.....L, 0-2	A	12/5/98.....L, 1-2	A		
12/16/00.....L, 2-3	A		12/16/15.....W, 2-1	A	3/23/86.....W, 6-5	H	1/13/99.....L, 0-3	H		
3/9/01.....W, 5-3	H		1/10/16.....W, 7-1	H	4/6/86.....L, 3-5	A	1/21/99.....L, 1-4	A		
3/19/01.....L, 3-6	A		3/22/16.....W, 4-2	A	10/11/86.....L, 1-6	H	4/10/99.....L, 1-2	H		
10/10/01.....W, 5-2	A		1/1/17.....W, 2-1	H	11/16/86.....L, 2-6	A	10/12/99.....W, 5-4	H		
11/23/01.....W, 6-2	H		1/7/17.....W, 1-0	A	10/28/86.....L, 2-3	H	2/19/00.....L, 2-4	A		
12/4/01.....W, 5-2	H		1/24/17.....L, 0-3	A	1/3/87.....L, 1-4	H	3/9/00.....L, 1-3	A		
1/26/02.....L, 3-6	A		10/5/17.....W, 5-4 so	A	1/11/87.....T, 2-2*	A	10/29/00.....T, 1-1*	A		
10/23/02.....W, 2-1	A		11/22/17.....W, 5-2	H	3/5/87.....L, 2-4	A	11/18/00.....L, 3-5	A		
1/4/03.....T, 2-2*	A		2/27/18.....W, 3-2	H	4/4/87.....W, 3-2*	H	12/30/00.....W, 6-3	H		
1/15/03.....OTL, 1-2*	H				10/22/87.....W, 4-1	A	1/28/01.....W, 4-2	H		
1/26/03.....W, 7-2	H				12/26/87.....L, 2-3	H	10/20/01.....L, 3-6	A		
1/28/04.....W, 2-1	A				1/5/88.....W, 3-1	A	10/30/01.....L, 0-3	H		
3/5/04.....L, 2-3	A				1/31/88.....W, 1-0*	H	11/15/01.....L, 0-5	A		
3/18/04.....W, 4-3	H				3/10/88.....L, 2-5	A	12/26/01.....L, 1-4	H		
4/3/04.....OTL, 2-3*	H				3/25/88.....W, 5-3	H	10/19/02.....L, 1-3	A		
10/10/05.....W, 3-2	H				4/3/88.....T, 2-2*	A	11/2/02.....L, 1-2	A		
11/26/05.....L, 3-2 so	A				12/6/88.....W, 4-3	H	11/9/02.....W, 4-1	H		
12/3/05.....W, 5-1	H				12/15/88.....L, 1-4	A	3/10/03.....W, 2-1*	H		
3/16/06.....L, 4-5	A				12/27/88.....W, 4-3	H	11/8/03.....L, 2-4	A		
10/5/06.....L, 2-5	A				2/26/89.....W, 1-0	A	1/25/04.....L, 1-4	H		
11/11/06.....W, 3-1	H				2/5/89.....L, 1-3	H	2/4/04.....L, 1-5	A		
12/30/06.....L, 1-4	A				3/24/89.....W, 6-1	H	3/4/04.....W, 2-1	H		
2/10/07.....L, 2-5	H				3/30/89.....L, 4-5	A	11/3/05.....L, 1-8	A		
10/12/07.....L, 1-3	A				10/6/89.....W, 5-3	H	12/31/05.....W, 4-3 so	H		
11/1/07.....L, 0-2	A				12/1/89.....L, 2-3	H	1/6/06.....L, 1-3	H		
12/12/07.....W, 5-4 ot	H				12/5/89.....W, 4-3	A	2/10/06.....L, 4-5	A		
2/10/08.....W, 3-2 ot	H				12/19/89.....W, 2-1	A	11/4/06.....W, 5-3	A		
11/9/08.....W, 3-1	H				1/28/90.....W, 7-2	H	12/9/06.....W, 5-3	A		
12/23/08.....W, 5-4 ot	A				12/11/90.....W, 4-1	H	12/16/06.....W, 4-1	H		
1/3/09.....W, 2-1	H				3/10/90.....W, 4-3	A	1/9/07.....W, 6-2	H		
2/11/09.....L, 4-5 so	A				3/29/90.....T, 2-2*	A	11/2/07.....L, 2-3	H		
10/8/09.....L, 3-4	H				10/23/90.....W, 6-2	A	11/23/07.....W, 4-3 ot	A		
11/17/09.....W, 4-2	A				1/4/91.....T, 3-3*	H	1/13/08.....L, 4-6	H		
2/4/10.....W, 6-5	A				1/24/91.....L, 1-6	A	2/6/08.....W, 4-3	A		
3/6/10.....W, 2-0	H				2/10/91.....W, 5-2	H	12/20/08.....L, 1-7	A		
11/9/10.....W, 5-3	A				3/16/91.....W, 6-0	H	1/6/09.....L, 2-1 so	H		
12/12/10.....L, 0-7	A				3/28/91.....W, 3-0	A	2/24/09.....L, 2-4	H		
1/24/11.....L, 1-2 so	H				10/4/91.....W, 5-2	H	3/12/09.....W, 2-1	A		
2/25/11.....L, 0-6	H				12/5/91.....W, 4-3	A	10/6/09.....L, 5-6 ot	A		
11/25/11.....L, 3-6	H				12/22/91.....L, 3-4*	A	10/27/09.....W, 4-2	H		
12/28/11.....W, 4-1	H				1/28/92.....L, 2-3	A	12/5/09.....W, 8-2	A		
2/12/12.....L, 2-3	A				2/22/92.....W, 7-5	H	1/17/10.....W, 5-3	H		
4/7/12.....W, 4-1	A				3/14/92.....L, 1-3	A	11/7/10.....W, 3-2 ot	H		
2/17/13.....L, 1-2	A				3/20/92.....L, 6-7	H	11/20/10.....L, 4-5 so	H		
3/10/13.....L, 1-4	H				10/10/92.....L, 2-4	H	1/18/11.....L, 2-3 ot	A		
3/24/13.....W, 3-2 so	A				12/12/92.....W, 5-2	A	3/22/11.....W, 5-4 so	A		
10/16/13.....L, 0-2	H				12/26/92.....T, 5-5*	H	10/20/11.....W, 5-2	A		
12/8/13.....W, 4-1	A				1/7/93.....L, 2-8	A	12/13/11.....L, 1-5	H		
12/27/13.....W, 3-2	H				3/5/93.....L, 0-3	H	3/4/12.....L, 0-1	H		
1/19/14.....L, 1-4	A				3/11/93.....L, 4-6	A	3/22/12.....L, 1-2 so	A		
12/23/14.....L, 2-4	A				4/8/93.....L, 3-4	A	2/1/13.....W, 3-2	H		
3/11/15.....L, 1-3	H				10/15/93.....L, 0-3	H	2/27/13.....L, 1-4	A		
3/29/15.....W, 5-2	A				12/9/93.....W, 4-2	A	3/31/13.....L, 4-5 ot	A		
4/11/15.....L, 2-4	H				12/21/93.....W, 4-1	A	11/1/13.....W, 7-0	A		
11/3/15.....L, 2-5	A				1/29/94.....W, 4-2	A	12/15/13.....W, 5-4 so	H		
12/20/15.....W, 7-3	H				2/2/94.....W, 5-2	N	12/17/13.....L, 2-5	A		
1/9/16.....W, 4-3 ot	A				3/4/94.....T, 3-3*	H	3/2/14.....L, 4-5 ot	H		
1/17/16.....W, 5-2	H				2/13/95.....L, 3-5	A	3/5/14.....L, 4-6	A		
3/4/16.....L, 2-3	H				2/28/95.....L, 2-4	A	1/8/15.....L, 2-3 ot	A		
10/22/16.....L, 2-4	H				3/25/95.....T, 2-2*	H	1/14/15.....W, 1-0	H		
2/19/17.....L, 1-2	A				4/8/95.....L, 1-3	H	2/8/15.....L, 1-3	H		
2/28/17.....W, 4-1	A				10/11/95.....L, 1-2	A	2/22/15.....L, 2-3	A		
4/5/17.....W, 2-0	H				1/28/96.....W, 3-2*	H	11/12/15.....W, 5-2	A		
12/8/17.....W, 4-2	H				2/22/96.....L, 3-5	A	1/27/16.....L, 3-4 ot	H		
12/27/17.....SOL, 0-1	A				3/3/96.....W, 3-0	H	2/7/16.....W, 3-2	H		
3/26/18.....W, 4-2	A				10/30/96.....W, 4-2	H	3/30/16.....L, 1-2 so	A		
2/28/18.....W, 3-2 ot	H									

## OTTAWA SENATORS

Lead, 47-36-5-5  
Home: 28-13-4-2  
Away: 19-24-1-3

10/16/92.....W, 5-1	H
12/7/92.....W, 6-5	A
12/21/92.....W, 4-3	A
1/23/93.....W, 6-4	H
12/4/93.....W, 6-1	A
12/17/93.....W, 11-2	A
4/6/94.....L, 5-6	A
4/9/94.....W, 8-4	H
2/23/95.....T, 5-5*	A
3/10/95.....T, 2-2*	H
3/21/95.....W, 1-0	H
1/11/96.....W, 6-1	H
2/1/96.....W, 4-2	A
3/29/96.....W, 5-0	H
4/6/96.....W, 4-3	H
11/27/96.....L, 1-2	H
1/15/97.....L, 1-5	A
2/18/97.....L, 1-6	H
4/3/97.....L, 0-4	A
11/27/97.....L, 1-3	A
12/27/97.....L, 0-3	H
1/13/98.....W, 4-0	H
3/14/98.....L, 0-4	A
11/7/98.....W, 8-5	A
11/20/98.....L, 1-4	H
1/1/99.....L, 3-4	H
2/13/99.....L, 1-2	A
11/3/99.....W, 3-1	H
1/16/00.....W, 2-1	H
3/25/00.....W, 4-3	A
4/4/00.....L, 0-4	A
12/27/00.....W, 5-1	A
1/18/01.....L, 4-5	A
1/30/01.....T, 1-1*	H
3/11/01.....W, 6-5	H
11/1/01.....L, 5-11	H
1/3/02.....L, 1-4	A
3/2/02.....W, 3-2*	H
4/5/02.....T, 0-0*	H
11/29/02.....L, 2-6	H
1/18/03.....L, 2-5	A
3/28/03.....W, 3-2	A
4/3/03.....L, 1-5	H
10/23/03.....L, 1-5	A
1/3/04.....L, 2-5	A
2/17/04.....T, 1-1*	H
3/8/04.....L, 1-4	H
1/4/06.....L, 1-3	A
3/2/06.....L, 1-7	A
3/12/06.....L, 2-5	H
4/1/06.....W, 1-0	A
11/6/06.....W, 4-3 ot	H
12/6/06.....W, 6-2	H
1/16/07.....L, 2-5	A
1/30/07.....L, 2-3	A
11/8/07.....W, 4-1	A
12/29/07.....W, 8-6	A
1/1/08.....W, 6-3	H
1/15/08.....W, 4-2	H
11/4/08.....L, 1-2 ot	A
12/12/08.....W, 5-1	H
1/20/09.....L, 2-3	A
2/1/09.....W, 7-4	H
11/23/09.....L, 3-4 ot	A
1/7/10.....W, 5-2	H
2/11/10.....L, 5-6	A
3/30/10.....L, 4-5 ot	H
10/11/10.....W, 3-2 ot	H
12/19/10.....W, 3-2	A
1/16/11.....W, 3-1	H
3/25/11.....L, 0-2	A
10/15/11.....W, 2-1	H
12/3/11.....W, 3-2 ot	H

## PHILADELPHIA FLYERS

Trail, 82-103-19-11  
Home: 47-41-13-4  
Away: 34-62-6-7  
Neutral: 1-0-0

11/9/74.....L, 2-6	A
12/26/74.....L, 1-4	H
1/16/75.....L, 0-4	A
3/18/75.....L, 2-7	H
10/9/75.....L, 4-5	A
12/19/75.....L, 5-7	H
2/24/76.....T, 5-5	H
4/1/76.....L, 2-11	A
12/3/76.....T, 4-4	H
12/23/76.....L, 2-5	A
1/30/77.....T, 5-5	H
2/10/77.....L, 2-9	A
11/3/77.....L, 1-4	A
11/5/77.....L, 1-3	H
2/12/78.....L, 1-4	A
2/26/78.....L, 1-6	H
12/19/78.....T, 4-4	H
12/21/78.....L, 2-5	A
1/9/79.....L, 2-5	H
3/25/79.....L, 4-7	A
1/15/80.....L, 4-7	A
1/19/80.....T, 4-4	H
3/29/80.....T, 3-3	H
4/3/80.....L, 2-4	A
12/20/80.....L, 2-5	H
12/21/80.....W, 6-0	A
1/4/81.....L, 1-8	H
3/24/81.....W, 5-2	A
10/14/81.....L, 4-5	H
10/15/81.....L, 2-5	A
11/21/81.....W, 10-4	H
11/22/81.....W, 3-2	A
3/7/82.....L, 1-7	A
3/13/82.....W, 6-3	H
3/25/82.....W, 4-3	A
3/27/82.....T, 4-4	H
10/9/82.....L, 2-3	H
10/10/82.....L, 4-6	A
12/19/82.....W, 3-1	A
12/26/82.....L, 3-6	H
1/18/83.....W, 4-1	H
3/5/83.....W, 4-3	H
3/20/83.....W, 3-2	A
10/6/83.....L, 1-4	A
10/22/83.....W, 4-1	H
12/15/83.....L, 4-9	A
12/26/83.....L, 4-5	H
1/8/84.....W, 7-1	A
2/11/84.....W, 6-3	H
4/1/84.....W, 4-1	A
10/11/84.....T, 2-2*	A

## PITTSBURGH PENGUINS

Trail, 97-99-16-9  
Home: 56-42-9-5  
Away: 41-57-7-4

16/74.....	L, 1-8	A
18/74.....	L, 0-6	H
19/75.....	L, 2-3	H
26/75.....	L, 1-3	A
15/75.....	L, 1-12	A
5/75.....	W, 8-4	H
7/75.....	L, 2-4	H
11/75.....	L, 5-7	A
12/75.....	T, 6-6	H
24/76.....	L, 2-8	A
19/76.....	L, 3-7	H
37/76.....	W, 5-4	A
30/76.....	W, 6-4	H
18/76.....	W, 5-3	A
5/77.....	T, 3-3	H
22/77.....	W, 3-1	H
26/77.....	L, 1-2	A
30/77.....	W, 4-3	A
1/4/77.....	W, 2-1	H
4/77.....	L, 2-4	H
28/77.....	T, 2-2	A
2/78.....	W, 3-2	H
21/78.....	W, 5-2	A
38/78.....	W, 6-4	A
21/78.....	L, 1-5	A
1/78.....	W, 6-5	H
29/78.....	L, 3-5	A
1/78.....	L, 4-7	H
20/79.....	W, 5-2	A
17/79.....	L, 2-5	H
21/79.....	T, 2-2	A
38/79.....	W, 5-2	H
20/79.....	L, 1-5	A
7/79.....	L, 3-5	H
30/80.....	L, 0-4	A
8/80.....	W, 6-2	H
12/80.....	W, 3-1	A
12/80.....	L, 2-6	H
31/81.....	T, 4-4	A
26/81.....	L, 5-7	H
11/81.....	L, 2-3	H
12/81.....	L, 4-7	A
30/81.....	L, 2-6	A
31/82.....	W, 8-3	H
10/82.....	W, 6-4	H
5/82.....	L, 2-7	A
28/82.....	L, 5-6	H
31/82.....	T, 4-4	A
27/82.....	L, 5-7	A
2/82.....	W, 5-4	H
18/82.....	W, 3-1	A
28/82.....	W, 6-3	H
26/83.....	W, 6-2	A
28/83.....	W, 7-2	H
26/83.....	T, 4-4	H
14/83.....	L, 0-4	H
25/83.....	W, 1-0	A
21/84.....	W, 3-2	A
5/84.....	W, 9-1	H
5/84.....	W, 5-2	A
24/84.....	W, 6-0	A
25/84.....	W, 4-3	A
21/84.....	T, 3-3	A
2/84.....	W, 9-1	A



# Game-by-Game Results by Team

11/29/80.....W, 7-3 A  
 3/8/81.....W, 7-3 H  
 3/14/81.....L, 3-5 A  
 12/5/81.....L, 4-9 A  
 12/11/81.....W, 11-2 H  
 4/3/82.....W, 6-4 A  
 10/13/82.....W, 5-3 A  
 11/26/82.....W, 5-3 H  
 1/6/83.....L, 1-3 H  
 12/17/83.....W, 3-1 A  
 1/27/84.....W, 6-1 H  
 1/28/84.....W, 8-0 A  
 2/1/85.....T, 3-3\* H  
 2/5/85.....W, 4-1 A  
 3/14/85.....W, 4-0 H  
 10/16/85.....W, 6-5\* A  
 12/10/85.....W, 3-2 H  
 1/29/86.....L, 2-5 A  
 12/10/86.....L, 2-8 A  
 3/13/87.....W, 10-2 H  
 3/31/87.....W, 4-2 H  
 12/15/87.....L, 3-5 A  
 12/18/87.....W, 4-2 H  
 12/28/87.....T, 4-4\* A  
 10/14/88.....L, 1-3 H  
 1/6/89.....W, 3-0 H  
 1/11/89.....W, 3-2 A  
 10/21/89.....L, 4-8 A  
 11/3/89.....W, 2-1 H  
 1/8/90.....L, 6-8 A  
 11/14/90.....L, 3-5 A  
 11/21/90.....W, 5-3 H  
 12/22/90.....L, 2-5 H  
 10/9/91.....W, 5-4 A  
 11/1/91.....W, 4-0 H  
 12/20/91.....W, 4-3 H  
 10/6/92.....W, 6-5 A  
 3/9/93.....W, 3-1 H  
 10/13/93.....L, 1-7 A  
 1/11/94.....L, 1-2 H  
 11/10/95.....L, 1-6 A  
 2/16/96.....W, 4-3 H  
 1/13/97.....W, 6-3 H  
 2/26/97.....W, 3-1 A  
 10/1/97.....W, 4-1 A  
 1/6/98.....W, 5-3 H  
 11/10/98.....W, 4-1 H  
 1/1/99.....W, 5-2 A  
 1/30/99.....L, 3-5 A  
 2/22/99.....W, 4-3 H  
 11/5/99.....W, 5-3 H  
 11/29/99.....L, 1-3 A  
 1/22/00.....T, 5-5\* A  
 4/1/00.....L, 3-4 H  
 1/6/01.....W, 3-2 A  
 2/1/01.....W, 5-4 H  
 3/1/01.....OTL, 2-3\* H  
 11/6/01.....L, 2-4 A  
 1/11/02.....T, 3-3\* H  
 3/4/02.....L, 2-3 H  
 3/21/02.....W, 4-3 A  
 11/26/02.....L, 4-5 A  
 1/17/03.....L, 1-4 H  
 2/20/03.....L, 2-6 H  
 3/29/03.....OTL, 3-4\* A  
 10/13/03.....T, 2-2\* A  
 10/25/03.....L, 1-4 A  
 12/19/03.....T, 2-2\* H  
 1/21/04.....L, 2-3 H  
 11/6/05.....W, 5-4 H  
 11/8/05.....L, 4-6 A  
 2/3/06.....W, 4-1 H  
 2/28/06.....W, 5-3 A  
 11/24/06.....L, 1-7 H  
 12/23/06.....W, 3-2 A  
 3/6/07.....L, 0-3 A  
 3/16/07.....W, 5-1 H  
 10/29/07.....W, 7-1 A  
 1/23/08.....L, 2-3 A

1/24/08.....W, 2-1 H  
 3/1/08.....L, 2-3 H  
 12/6/08.....W, 2-1 A  
 12/28/08.....W, 4-1 H  
 3/5/09.....L, 1-2 H  
 3/24/09.....L, 2-3 so A  
 10/3/09.....W, 6-4 H  
 11/21/09.....L, 1-2 so A  
 12/12/09.....L, 3-6 A  
 1/15/10.....W, 6-1 H  
 11/3/10.....W, 5-4 so H  
 12/6/10.....L, 4-5 so H  
 1/22/11.....W, 4-1 A  
 4/5/11.....W, 3-2 so A  
 11/19/11.....L, 1-7 A  
 12/9/12.....W, 4-2 H  
 2/25/12.....W, 4-2 A  
 3/11/12.....W, 2-0 H  
 1/31/13.....L, 2-3 A  
 2/5/13.....L, 2-3 H  
 4/16/13.....W, 5-1 H  
 11/23/13.....L, 1-2 so A  
 1/10/14.....W, 3-2 H  
 3/16/14.....W, 4-2 H  
 11/29/14.....L, 2-6 A  
 1/7/15.....W, 6-2 A  
 3/1/15.....W, 4-0 H  
 1/7/15.....W, 3-2 so H  
 11/28/15.....W, 4-2 A  
 3/2/16.....W, 3-2 H  
 11/26/16.....L, 2-4 A  
 1/3/17.....W, 6-5 ot H  
 4/4/17.....W, 4-1 A  
 10/17/17.....L, 0-2 H  
 11/25/17.....W, 4-2 A  
 3/3/18.....W, 5-2 N

## VANCOUVER CANUCKS

Lead, 45-40-9-1

Home: 27-17-4-0

Away: 18-23-5-1

12/17/74.....L, 2-4 A  
 1/23/75.....L, 2-3 H  
 2/1/75.....L, 2-5 A  
 3/2/75.....L, 3-7 H  
 10/14/75.....L, 2-7 A  
 11/19/75.....L, 2-5 H  
 1/6/76.....L, 3-5 H  
 1/30/76.....L, 2-4 A  
 10/13/76.....L, 1-4 A  
 11/9/76.....W, 4-2 H  
 12/7/76.....W, 4-3 H  
 3/9/77.....L, 2-5 A  
 12/6/77.....L, 2-5 H  
 12/13/77.....L, 1-3 A  
 1/31/78.....L, 2-4 A  
 2/14/78.....L, 24- H  
 12/9/78.....W, 7-5 A  
 1/14/79.....W, 5-3 H  
 2/3/79.....L, 1-5 H  
 3/2/79.....W, 6-2 A  
 10/27/79.....L, 3-5 A  
 12/21/79.....W, 2-1 H  
 1/11/80.....W, 7-4 H  
 2/16/80.....W, 5-3 A  
 12/9/80.....L, 2-4 H  
 12/30/80.....T, 3-3 A  
 1/29/81.....W, 3-1 H  
 2/3/81.....T, 3-3 A  
 10/28/81.....L, 0-3 A  
 1/2/82.....W, 5-2 H  
 3/17/82.....T, 6-6 H  
 11/21/82.....L, 3-5 A  
 2/18/83.....W, 2-1 A  
 3/23/83.....T, 1-1 H  
 11/4/83.....W, 5-4\* H  
 1/13/84.....W, 6-4 A  
 2/28/84.....L, 2-3 H

10/28/84.....W, 5-2 A  
 2/21/85.....W, 6-2 A  
 2/26/85.....W, 3-2 H  
 11/15/85.....W, 5-3 H  
 12/7/85.....W, 2-1 H  
 12/17/85.....T, 4-4\* A  
 10/28/86.....W, 5-2 A  
 11/5/86.....W, 3-2 H  
 2/20/87.....W, 6-3 A  
 10/27/87.....W, 3-2 A  
 11/3/87.....W, 3-2 H  
 3/6/88.....W, 7-2 H  
 10/25/88.....W, 4-3\* A  
 2/19/89.....L, 2-3 A  
 3/5/89.....W, 3-0 H  
 11/14/89.....T, 4-4\* A  
 1/5/90.....L, 2-5 H  
 3/17/90.....L, 1-3 H  
 10/30/90.....W, 2-1 A  
 2/5/91.....W, 5-3 H  
 2/16/91.....L, 2-4 A  
 10/24/91.....L, 1-3 A  
 1/3/92.....T, 3-3\* H  
 3/29/92.....W, 7-4 H  
 10/28/92.....L, 3-4 A  
 3/2/93.....T, 3-3\* H  
 10/27/93.....W, 4-2 A  
 11/5/93.....W, 3-2 H  
 2/10/96.....T, 4-4\* A  
 3/12/96.....W, 9-0 H  
 2/11/97.....W, 5-2 A  
 3/11/97.....W, 4-1 H  
 11/4/97.....W, 2-1 H  
 3/28/98.....W, 3-2 A  
 10/21/98.....L, 1-2 H  
 11/1/98.....L, 1-4 A  
 12/22/99.....L, 3-6 A  
 11/22/00.....W, 3-2\* H  
 2/14/01.....W, 4-3\* A  
 1/19/02.....L, 1-5 H  
 3/23/03.....L, 0-6 A  
 1/31/04.....L, 1-6 H  
 10/27/06.....L, 2-3 so A  
 10/26/07.....L, 2-3 H  
 10/13/08.....W, 5-1 H  
 12/18/09.....L, 2-3 A  
 1/14/11.....L, 2-4 H  
 10/29/11.....L, 4-7 A  
 10/28/13.....L, 2-3 A  
 3/14/14.....W, 4-3 H  
 10/26/14.....L, 2-4 A  
 12/2/14.....L, 3-4 H  
 10/22/15.....W, 3-2 A  
 1/14/16.....W, 4-1 H  
 10/29/16.....W, 5-2 A  
 12/11/16.....W, 3-0 H  
 10/26/17.....L, 2-6 A  
 1/9/18.....W, 3-1 H

## VEGAS GOLDEN KNIGHTS

Trail, 0-2-0-0

Home: 0-1-0-0

Away: 0-1-0-0

12/23/17.....L, 0-3 A  
 2/4/18.....L, 3-4 H

## WINNIPEG JETS

Lead, 47-26-5-9

Home: 28-9-3-3

Away: 19-17-2-6

12/15/99.....W, 4-0 A  
 1/6/00.....L, 1-3 A  
 1/8/00.....W, 3-0 H  
 1/12/00.....W, 5-2 A  
 3/28/00.....W, 5-2 H  
 10/11/00.....T, 3-3\* A

11/12/00.....T, 2-2\* H  
 11/25/00.....L, 1-2 A  
 1/1/01.....W, 4-2 H  
 1/13/01.....W, 4-1 H  
 10/26/01.....L, 0-1 A  
 11/10/01.....W, 3-0 H  
 12/6/01.....T, 3-3\* A  
 12/15/01.....W, 5-2 H  
 1/22/02.....W, 3-0 A  
 11/23/02.....W, 6-3 H  
 12/1/02.....L, 4-5 A  
 12/6/02.....W, 7-6\* H  
 2/12/03.....W, 5-1 A  
 3/6/03.....T, 4-4\* H  
 10/11/03.....L, 3-4 H  
 10/31/03.....W, 2-1 H  
 12/16/03.....W, 5-0 A  
 3/13/04.....L, 2-5 A  
 3/20/04.....T, 2-2\* H  
 3/24/04.....L, 2-3 A  
 10/7/05.....L, 3-7 H  
 10/8/05.....L, 1-8 A  
 11/4/05.....W, 3-2 so H  
 12/22/05.....W, 6-5 so A  
 1/1/06.....L, 2-5 H  
 3/4/06.....L, 2-3 ot A  
 4/13/06.....L, 3-5 A  
 4/17/06.....W, 6-4 H  
 10/14/06.....L, 3-4 ot H  
 10/19/06.....L, 3-4 so A  
 11/3/06.....L, 3-4 H  
 11/22/06.....L, 2-4 H  
 12/15/06.....W, 3-2 ot A  
 1/6/07.....W, 3-2 ot H  
 3/12/07.....L, 2-4 A  
 4/4/07.....W, 3-2 A  
 10/5/07.....W, 3-1 A  
 11/6/07.....L, 1-2 ot A  
 11/21/07.....L, 1-5 H  
 12/8/07.....W, 6-3 H  
 2/2/08.....L, 0-2 H  
 2/13/08.....L, 2-3 so A  
 3/14/08.....W, 4-1 H  
 3/21/08.....W, 5-3 A  
 10/11/08.....L, 4-7 A  
 11/26/08.....W, 5-3 H  
 2/26/09.....W, 4-3 H  
 3/16/09.....L, 1-5 A  
 4/5/09.....W, 6-4 H  
 4/7/09.....W, 4-2 A  
 10/22/09.....W, 5-4 A  
 10/29/09.....W, 4-3 A  
 1/9/10.....W, 8-1 A  
 2/5/10.....W, 5-1 H  
 4/1/10.....W, 2-1 H  
 4/9/10.....W, 5-2 H  
 10/8/10.....L, 2-4 A  
 10/23/10.....W, 4-3 ot H  
 11/14/10.....W, 6-4 H  
 11/19/10.....L, 0-5 A  
 12/4/10.....L, 1-3 H  
 1/26/11.....L, 0-1 A  
 11/17/11.....L, 1-4 A  
 11/23/11.....W, 4-3 ot H  
 12/15/11.....W, 1-0 A  
 2/9/12.....L, 2-3 so H  
 3/16/12.....L, 2-3 A  
 3/23/12.....L, 3-4 ot H  
 1/22/13.....L, 2-4 H  
 3/2/13.....W, 3-0 A  
 3/21/13.....W, 4-0 A  
 3/22/13.....W, 6-1 A  
 4/23/13.....W, 5-3 H  
 10/22/13.....W, 5-4 so A  
 2/6/14.....W, 4-2 H  
 2/19/15.....W, 5-1 H  
 3/21/15.....L, 0-3 A  
 11/25/15.....W, 5-3 H  
 12/5/15.....L, 1-2 ot A

11/11/16.....W, 3-2 A  
 11/3/16.....W, 4-3 ot H  
 2/13/18.....OTL, 3-4 A  
 3/12/18.....W, 3-2 ot H

\*ot Overtime  
 so Shootout





# Longest Streak by Season

	OVERALL				HOME				ROAD			
	Winning	Undeclared	Losing	Winless	Winning	Undeclared	Losing	Winless	Winning	Undeclared	Losing	Winless
2017-18	5 (2x)	-	2 (4x)	-	10	-	3	3 (2x)	5	-	4	4
2016-17	9	-	4	-	15	-	1 (9x)	-	4	-	4	-
2015-16	9	-	3	-	12	-	3	-	5	-	3	-
2014-15	4	-	5	-	7	-	3	-	3	-	5	-
2013-14	4 (3x)	-	7	-	6	-	3 (3x)	-	3	-	2 (2x)	-
2012-13	8	-	4	-	6	-	2 (3x)	-	4	-	5	-
2011-12	7	-	4 (2x)	-	7	-	3 (2x)	-	3	-	5	-
2010-11	9	-	8	-	7	-	5	-	6	-	3 (3x)	-
2009-10	*14	-	4	-	*13	-	2 (2x)	-	5	-	3	-
2008-09	7	-	4	-	9	-	4	-	5	-	4	-
2007-08	7	-	5	-	6	-	5	-	4	-	3 (2x)	-
2006-07	4	-	9	-	3 (2x)	-	7	-	4	-	9	-
2005-06	4	-	8	-	2 (3x)	-	5	-	2 (3x)	-	5	-
2003-04	2 (3x)	4	6	8	2	4 (2x)	3 (4x)	4	2 (2x)	2 (3x)	7	8
2002-03	4	5	3 (2x)	5	5	5 (2x)	3 (2x)	3	2 (3x)	4	3	4 (2x)
2001-02	4	5 (2x)	3 (3x)	6	3 (2x)	5	4	3	3	4	5	6
2000-01	5 (2x)	12	5	6	7	9	3	3 (2x)	5	9	3 (4x)	5
1999-00	6	11	3 (2x)	6	*10	*13	2 (2x)	3	4	5	3	3
1998-99	6	6	6	6 (2x)	5	5	4	7	3 (2x)	4	7	7
1997-98	4 (4x)	7	6	8	8	11	5	5 (2x)	4	4 (2x)	4 (2x)	6
1996-97	3 (2x)	6 (2x)	5	7	4 (3x)	6 (2x)	4 (2x)	4 (3x)	4	4	3 (2x)	6
1995-96	4 (2x)	7	3 (3x)	6	6	8	3	5	4	4 (3x)	3	5
1994-95	4 (2x)	7	3	5 (2x)	5	8	2 (2x)	2 (4x)	3 (2x)	3 (2x)	4	10
1993-94	6	7	6	6 (2x)	4	5 (2x)	3	5	4 (2x)	4 (2x)	4 (2x)	4 (2x)
1992-93	7 (2x)	7 (2x)	4 (3x)	5 (2x)	5 (2x)	*13	3	4 (2x)	5 (2x)	5 (2x)	4	4
1991-92	4 (4x)	4 (8x)	3	5	5	5	2 (2x)	3	5	5	2 (3x)	4
1990-91	5	5 (2x)	5	8	4	7	4	4	4 (2x)	5	4	5 (2x)
1989-90	4	4 (3x)	8	8	3	3 (2x)	3 (2x)	3 (3x)	4	4	5	5 (2x)
1988-89	8	8	3 (3x)	4	8	11	4	5	3 (2x)	8	3 (2x)	4
1987-88	5 (3x)	6	4	4 (3x)	5	5 (2x)	2 (2x)	4	3 (2x)	5	4	6
1986-87	6	9	4 (2x)	10	4	6	3	5	4	5	4	7
1985-86	8	8	3 (2x)	3 (4x)	8	8	2	2 (2x)	3 (2x)	7	2 (3x)	3
1984-85	7	8	3	5	6	7	2	2 (2x)	3 (4x)	9	5	5 (2x)
1983-84	10	*14	7	7	7	7	3	3 (2x)	*6	7	4 (2x)	4 (3x)
1982-83	4	*14	3 (3x)	5 (2x)	6	12	4	5	3	*10	2 (4x)	5
1981-82	4	7	13	14	6	7	7	8	2 (2x)	3 (2x)	7	7 (3x)
1980-81	3	7	5 (2x)	13	3	5	3 (2x)	6	2 (2x)	6	4	11
1979-80	5	7	5	10	6	6	6	6	2	3	5	11
1978-79	4	6	5	10	5	7	5	6	2 (2x)	5	4 (3x)	7
1977-78	3	4 (2x)	6	20	2 (3x)	4	5	11	1 (7x)	3	5	10
1976-77	4	4 (2x)	5	11	3	7	3	5	1 (7x)	2	5	12
1975-76	1 (11x)	2	12	*25	2	4	7	*14	1 (5x)	1 (7x)	16	16
1974-75	1 (8x)	2	#17	17 (2x)	3	3	#11	11	1	1	*37	*37

## BEST AND WORST MONTHS

Month	2017-18 Season	Club High	Club Low
October	.458 (5-6-1)	.800 (8-2-0, 2015-16)	.083 (1-11-0, 1981-82)
November	.692 (9-4-0)	.786 (10-2-2, 2010-11)	.136 (1-9-1, 1975-76)
December	.786 (10-2-2)	.821 (11-2-1, 2015-16)	.107 (1-12-1, 1974-75); (0-11-3, 1975-76)
January	.833 (5-2-2)	.867 (13-2-0, 2009-10)	.115 (1-11-1, 1974-75)
February	.667 (6-6-2)	.864 (9-1-1-0, 2000-01)	.143 (2-12-0, 1974-75)
March	.714 (10-4-0)	.833 (12-2-1, 2010-11)	.077 (1-12-0, 1974-75)
April	.750 (3-1-0)	1.000 (3-0-0, 2007-08)	.222 (2-7-0, 1998-99)
May	The Capitals played one regular-season game in May (5/2/95), a 7-2 win against Pittsburgh.		

Most victories in one month	13	January, 2010
Most points in one month	26	January, 2010 (13-2-0); December, 1984 (12-2-2)
Most losses in one month	13	January, 1976 (2-13-0)
Fewest victories in one month	0 (3x)	December, 1975; November, 1977; April, 2004
Fewest points in one month	2 (3x)	March, 1975 (1-12-0); October, 1981 (1-11-0); April, 2004 (0-1-1-1)
Fewest losses in one month	0	April, 2008 (3-0-0)
	1 (10x)	December, 1982; January, 2000; February, 2002; April, 2002, 2003, 2004, 2007, 2009, 2011, 2012

# Special Teams History

Year	POWER PLAY			PENALTY KILLING			PENALTY MINUTES		SHORTHANDED	
	PP-ATT	PCT	NHL Rank	PK-ATT	PCT	NHL Rank	PIM	Avg.	SHG	SHGA
2017-18	55-244	22.5	7th	53-269	80.3	15th	800	9.8	4	8
2016-17	57-247	23.1	T-3rd	44-272	83.8	7th	750	9.0	5	3
2015-16	55-251	21.9	5th	38-256	85.2	2nd	753	9.2	2	5
2014-15	60-237	25.3	1st	50-266	81.2	14th	857	10.5	4	4
2013-14	68-291	23.4	T-1st	51-284	82.0	16th	960	11.7	5	10
2012-13	44-164	26.8	1st	36-163	77.9	27th	516	10.8	3	4
2011-12	41-245	16.7	T-18th	49-266	81.6	T-20th	767	9.4	3	10
2010-11	46-263	17.5	T-15th	43-299	85.6	T-2nd	926	11.3	7	5
2009-10	79-313	25.2	1st	67-316	78.8	25th	940	11.5	4	8
2008-09	85-337	25.2	2nd	75-387	80.6	17th	1,021	12.7	7	11
2007-08	65-346	18.8	10th	68-349	80.5	25th	975	11.9	5	8
2006-07	67-408	16.4	24th	82-414	80.2	T-23rd	1,233	15.0	12	14
2005-06	72-490	14.7	26th	116-550	78.9	28th	1,499	18.3	15	18
2003-04	64-334	19.2	6th	75-401	81.6	26th	1,282	15.6	4	5
2002-03	57-331	17.2	14th	72-384	81.3	T-27th	1,268	15.5	8	4
2001-02	58-299	19.4	3rd	58-325	82.2	24th	1,043	12.7	2	8
2000-01	75-353	21.2	4th	62-391	84.1	13th	1,141	13.9	6	7
1999-00	43-287	15.0	21st	47-341	86.2	7th	994	12.1	9	3
1998-99	52-301	17.3	9th	55-353	84.4	15th	1,281	15.6	8	7
1997-98	55-350	15.7	13th	39-361	89.2	1st	1,198	14.6	14	4
1996-97	51-322	15.8	12th	54-354	84.7	9th	1,652	20.1	8	10
1995-96	63-403	15.6	22nd	67-385	82.6	T-11th	1,553	18.9	12	7
1994-95	45-226	19.9	6th	34-220	84.5	7th	1,144	23.8	13	2
1993-94	70-386	18.1	18th	74-403	81.6	13th	2,007	23.9	8	12
1992-93	97-445	21.8	4th	74-433	82.9	7th	1,709	20.3	10	8
1991-92	92-412	22.3	2nd	60-368	83.7	4th	1,777	22.2	14	15
1990-91	64-340	18.8	12th	44-314	86.0	1st	1,839	23.0	13	15
1989-90	70-412	17.0	19th	71-370	80.8	8th	2,204	27.6	9	15
1988-89	96-443	21.7	7th	73-362	79.8	11th	1,836	23.0	7	13
1987-88	94-469	20.0	11th	75-394	81.0	6th	1,680	21.0	8	15
1986-87	65-355	18.3	18th	58-326	82.2	5th	1,722	21.5	9	15
1985-86	82-362	22.7	9th	67-350	80.9	5th	1,418	17.7	13	6
1984-85	79-331	23.9	4th	68-286	76.2	15th	1,161	14.5	6	7
1983-84	77-382	20.2	19th	39-293	86.7	1st	1,252	15.7	8	18
1982-83	75-358	20.9	18th	53-288	81.6	4th	1,329	16.6	3	11
1981-82	93-418	22.2	13th	67-309	78.3	9th	1,922	24.2	8	11
1980-81	74-394	18.8	19th	83-318	73.9	20th	1,872	23.4	8	14
1979-80	54-295	18.3	18th	65-248	73.8	19th	1,198	15.0	5	4
1978-79	57-302	18.9	15th	63-279	77.4	17th	1,312	16.4	5	12
1977-78	34-278	12.2	18th	73-260	71.9	17th	1,332	16.7	2	15
1976-77	39-293	13.3	17th	62-285	78.2	11th	1,231	15.4	10	14
1975-76	53-375	14.1	17th	64-252	74.6	15th	951	11.9	2	3

## HOME ATTENDANCE HISTORY

Year	Games	Attendance	Average	Sellouts	Year	Games	Attendance	Average	Sellouts
2017-18	40	740,240	18,506	40	1993-94	41	600,622	14,649	4
2016-17	41	758,746	18,506	41	1992-93	41	650,067	15,855	5
2015-16	41	758,746	18,506	41	1991-92	40	663,591	16,590	12
2014-15	40	740,240	18,506	40	1990-91	40	664,330	16,608	9
2013-14	41	758,746	18,506	41	1989-90	40	690,023	17,251	18
2012-13	24	444,144	18,506	24	1988-89	40	680,506	17,013	23
2011-12	41	758,746	18,506	41	1987-88	40	638,212	15,955	13
2010-11	41	754,318	18,398	41	1986-87	40	611,561	15,289	12
2009-10	41	749,357	18,277	41	1985-86	40	599,894	14,997	12
2008-09	41	741,992	18,097	29	1984-85	40	560,309	14,008	9
2007-08	41	634,381	15,473	8	1983-84	40	473,479	11,837	4
2006-07	41	571,169	13,931	3	1982-83	40	495,050	12,376	2
2005-06	41	570,113	13,905	2	1981-82	40	455,086	11,377	2
2003-04	41	603,528	14,720	2	1980-81	40	472,013	11,800	4
2002-03	41	647,272	15,787	5	1979-80	40	442,491	11,062	3
2001-02	41	710,990	17,341	14	1978-79	40	397,007	9,925	0
2000-01	41	636,914	15,534	11	1977-78	40	434,864	10,872	2
1999-00	41	593,922	14,486	7	1976-77	40	437,252	10,931	3
1998-99	41	708,531	17,281	20	1975-76	40	393,412	9,835	3
1997-98 (MCI Center)	31	489,603	15,794	7	1974-75	40	400,171	10,004	2
(US Airways)	10	136,682	13,668	3	<b>TOTALS</b>	<b>1,709</b>	<b>25,875,727</b>	<b>15,566</b>	<b>688</b>
1996-97	41	646,234	15,762	19	<b>Capital One Arena Totals</b>	<b>791</b>	<b>13,371,698</b>	<b>16,929</b>	<b>499</b>
1995-96	41	621,357	15,155	23					
1994-95	24	339,816	14,159	2					



# Opening Game Results

Year	Home Opener	Date
2017-18	Washington 6 - Montreal 1	10/7
2016-17	Washington 2 - NY Islanders 1	10/15
2015-16	*Washington 5 - New Jersey 3	10/10
2014-15	*Montreal 2 - Washington 1 SO	10/9
2013-14	Washington 5 - Calgary 4 SO	10/3
2012-13	Winnipeg 4 - Washington 2	1/22
2011-12	*Washington 4 - Carolina 3 OT	10/8
2010-11	Washington 7 - New Jersey 2	10/9
2009-10	Washington 6 - Toronto 4	10/3
2008-09	Washington 4 - Chicago 2	10/11
2007-08	Washington 2 - Carolina 0	10/6
2006-07	Washington 5 - Carolina 2	10/7
2005-06	*Washington 3 - Columbus 2	10/5
2003-04	*Washington 6 - NY Islanders 1	10/9
2002-03	*Washington 5 - Nashville 4	10/11
2001-02	*Washington 6 - New Jersey 1	10/6
2000-01	*Los Angeles 4 - Washington 1	10/6
1999-00	Washington 2 - Los Angeles 2	10/9
1998-99	*Washington 1 - Anaheim 0	10/10
1997-98	Washington 6 - Buffalo 2	10/3
1996-97	*Chicago 5 - Washington 2	10/5
1995-96	*Washington 4 - St. Louis 1	10/7
1994-95	Washington 5 - NY Islanders 2	1/27
1993-94	New Jersey 6 - Washington 3	10/8
1992-93	NY Rangers 4 - Washington 2	10/9
1991-92	*Washington 5 - Philadelphia 2	10/4
1990-91	*Pittsburgh 7 - Washington 4	10/5
1989-90	*Washington 5 - Philadelphia 3	10/6
1988-89	*Pittsburgh 6 - Washington 4	10/7
1987-88	Washington 6 - Chicago 4	10/10
1986-87	Philadelphia 6 - Washington 1	10/11
1985-86	Philadelphia 4 - Washington 2	10/13
1984-85	Philadelphia 4 - Washington 2	10/13
1983-84	NY Islanders 8 - Washington 7 OT	10/8
1982-83	Philadelphia 3 - Washington 2	10/9
1981-82	Washington 6 - Detroit 3	10/10
1980-81	*Washington 4 - Winnipeg 1	10/10
1979-80	Boston 5 - Washington 2	10/13
1978-79	Atlanta 6 - Washington 3	10/14
1977-78	*Washington 2 - Pittsburgh 1	10/14
1976-77	*Washington 6 - Atlanta 5	10/5
1975-76	*Pittsburgh 4 - Washington 2	10/7
1974-75	Washington 1 - Los Angeles 1	10/15

\*Denotes first game of the season

First game of season	20-21-1-1
Home openers	25-15-2-1
Road openers	13-26-4-0

Season opener at US Airways	6-4-0
Season opener at Capital One Arena	7-1-0-1

Road Opener	Date
*Washington 5 - Ottawa 4 SO	10/5
*Pittsburgh 3 - Washington 2 SO	10/13
Washington 6 - Calgary 2	10/20
Washington 4 - Boston 0	10/11
*Chicago 6 - Washington 4	10/1
*Tampa Bay 6 - Washington 3	1/19
Washington 3 - Pittsburgh 2 OT	10/13
*Atlanta 4 - Washington 2	10/8
*Washington 4 - Boston 1	10/1
*Atlanta 7 - Washington 4	10/10
*Washington 3 - Atlanta 1	10/5
*NY Rangers 5 - Washington 2	10/5
Atlanta 8 - Washington 1	10/8
Washington 2 - Toronto 2	10/13
Washington 2 - NY Islanders 1	10/12
Boston 4 - Washington 0	10/8
Washington 3 - Carolina 3 OT	10/7
*Florida 4 - Washington 3	10/2
Washington 4 - Tampa Bay 1	10/18
*Washington 4 - Toronto 1	10/1
Dallas 5 - Washington 3	10/8
Philadelphia 2 - Washington 1	10/11
*Washington 1 - Hartford 1 OT	1/21
*Winnipeg 6 - Washington 4	10/6
*Washington 6 - Toronto 5	10/6
Washington 5 - Toronto 4	10/9
NY Rangers 4 - Washington 2	10/10
Hartford 4 - Washington 1	10/11
Pittsburgh 8 - Washington 7	10/11
*Boston 4 - Washington 3	10/8
*Pittsburgh 5 - Washington 4	10/9
*NY Rangers 4 - Washington 2	10/10
*Philadelphia 4 - Washington 2	10/11
*Philadelphia 2 - Washington 1	10/6
*Washington 5 - NY Rangers 4	10/6
*Buffalo 5 - Washington 3	10/7
Chicago 8 - Washington 4	10/19
*Buffalo 8 - Washington 3	10/11
*Washington 4 - Los Angeles 2	10/11
Cleveland 4 - Washington 2	10/15
Washington 3 - Detroit 3	10/7
Philadelphia 5 - Washington 4	10/9
*NY Rangers 6 - Washington 3	10/9

Home opener at US Airways	10-13-1
Home opener at Capital One Arena	15-2-1-1

## HOLIDAY RECORDS

Holiday	Home	Road	Overall
Halloween	2-1-2-0	1-3-1-0	3-4-3-0
Thanksgiving	0-0-0-0	0-2-0-0	0-2-0-0
New Year's Eve	1-0-0-0	4-4-0-0	5-4-0-0
New Year's Day	16-5-3-1	1-1-0-0	17-6-3-1
Super Bowl Sunday	17-8-1-0	0-1-1-0	17-9-2-0
Valentine's Day	2-1-0-0	6-5-0-0	8-6-0-0
St. Patrick's Day	6-4-1-0	4-0-0-0	10-4-1-0
Easter	3-4-0-0	1-2-1-1	4-6-1-1

# Capitals Hat Tricks

Player	Opp.	Date	Goaltender	Score
Ovechkin	at TOR	11/25/17	McElhinney	4-2
Ovechkin	MTL	10/7/17	Price	6-1
Ovechkin	at OTT	10/5/17	Anderson	5-4 SO
Ovechkin	at MIN	3/28/17	Dubnyk	5-4
Oshie	at TB	3/18/17	Vasilevskiy	5-3
Ovechkin	STL	11/23/16	Hutton	4-3
Ovechkin	at STL	4/9/16	Elliott/Nilsson	5-1
Ovechkin	at MIN	2/11/16	Dubnyk	4-3
Williams	NYR	1/17/16	Raanta	5-2
Kuznetsov	at EDM	10/23/15	Nilsson/Talbot	7-4
Backstrom	TB	12/13/14	Bishop	4-2
Ovechkin (4)	TB	12/10/13	Bishop	6-5 SO
Ward	at PHI	11/1/13	Emery/Mason	7-0
Grabovski	at CHI	10/1/13	Crawford	4-6
Ovechkin	at FLA	4/6/13	Markstrom/Clemmensen	4-3
Ovechkin	NJ	2/23/13	Hedberg	5-1
Perreault	BOS	1/24/12	Rask	5-3
Brouwer	TB	1/13/12	Rolason	4-3
Semin	at ANA	2/16/11	McElhinney	7-6
Ovechkin	at TOR	1/22/11	Giguere	4-1
Semin	TB	11/26/10	Smith/Ellis	6-0
Semin	TB	11/11/10	Ellis	6-3
Semin	ATL	10/23/10	Mason	4-3
Semin	at OTT	2/11/10	Elliott	5-6
Laich	at MTL	2/10/10	Price	5-6
Ovechkin	PIT	2/7/10	Fleury	5-4
Ovechkin	at FLA	2/15/09	Vokoun	4-2
Ovechkin	OTT	2/1/09	Elliott/Auld	7-4
Ovechkin	ATL	11/26/08	Pavelec	5-3
Ovechkin	BOS	3/3/08	Auld/Thomas	10-2
Ovechkin (4)	MTL	1/31/08	Huet	5-4
Ovechkin (4)	at OTT	12/29/07	Gerber	8-6
Semin	TB	3/18/07	Denis	7-3
Clark	at BOS	3/15/07	Thomas	3-4
Ovechkin	at ATL	12/15/06	Lehtonen	3-2
Semin	CAR	10/7/06	Ward	5-2
Clark	FLA	3/18/06	Luongo	3-4
Ovechkin	at ANA	1/13/06	Giguere	3-2
Bondra	at CBJ	11/29/03	Brathwaite/Denis	5-3
Lang	CAR	11/12/03	Storr/Weekes	7-1
Jagr	at TB	2/04/03	Grahame	5-1
Jagr	FLA	1/11/03	Hurme/Luongo	12-2
Bondra	EDM	3/10/02	Salo	4-2
Bondra	NYR	3/9/01	Hebert	5-3
Bondra	TOR	2/1/01	Joseph	5-4
Bondra (4)	at OTT	12/27/00	Hurme/Lalime	5-1
Konowalchuk	at PHI	11/18/00	Boucher	3-5
Zednik	DET	10/31/00	Osgood	6-2
Gonchar	MTL	1/4/00	Hackett	6-1
Bondra	PHI	10/12/99	Vanbiesbrouck	5-4
Bondra	CAR	2/5/99	Kidd	4-1
Bondra (4)	TB	2/3/99	Schwab/Ranford	10-1
Bondra	at OTT	11/7/98	Rhodes/Tugnutt	8-3
Bondra	at NYR	1/8/98	Richter	5-3
Oates	at NYI	10/8/97	Salo	6-3
Svejkovsky (4)	at BUF	4/13/97	Shields	8-3
Bondra (4)	COL	3/6/97	Billington	6-3
Bondra	at ANA	12/13/96	Shtalenkov	4-5
Juneau	PIT	11/1/96	Wreggett	4-2

Player	Opp.	Date	Goaltender	Score
Bondra (4)	at BUF	4/3/96	Treflov	5-1
Bondra	at NYI	3/26/96	Soderstrom	7-1
Bondra (4)	NYI	2/3/96	Soderstrom	6-5
Bondra	OTT	1/11/96	Beaupre	6-1
Konowalchuk	NYR	1/5/96	Healy	4-4
Konowalchuk	at WPG	12/10/95	Chevelde	6-1
Bondra	HFD	4/21/95	Burke	6-3
Krygier	OTT	4/9/94	Billington/Madeley	8-4
Burridge	at PIT	3/15/94	Barrasso	5-4
Bondra (5)	TB	2/5/94	Puppa/Jablonski	6-3
Burridge	LA	10/22/93	Brudey	6-3
Khristich	HFD	3/19/93	Gosselin	5-2
Khristich	at STL	2/11/93	Joseph/Hebert	10-6
Hatcher	at NYR	1/13/93	Vanbiesbrouck	4-5
Hunter	PHI	3/20/92	Hextall	6-7
Druce	SJ	2/9/92	Hackett	6-2
Pivonka	NYR	12/26/91	Richter	6-8
Ciccarelli	EDM	2/8/91	Takko	6-3
Ridley	NJ	12/7/90	Burke	5-2
Bondra	at NYR	11/28/90	Richter	6-3
Courtall	PHI	1/28/90	Wregget	7-2
Ciccarelli (4)	QUE	2/6/90	Gordon	12-2
Ciccarelli (4)	at HFD	3/18/89	Liut	8-2
Courtall	at BOS	3/9/89	Moog	7-2
Ridley	PHI	12/6/88	LaForest	4-3
Christian	NJ	10/15/88	Suave	8-5
Ridley (4)	at PIT	10/11/88	Young	7-8
Christian	CGY	12/8/87	Vernon	4-5
Gartner	CHI	10/10/87	Pang	6-4
Adams	LA	3/17/87	Melanson	4-5
Gartner (4)	at VAN	2/20/87	Caprice	6-4
Gartner	at STL	3/15/86	Millen	5-4
Gartner	NJ	1/4/86	Resch/St. Laurent	9-3
Gartner	STL	10/29/85	May	6-3
Gartner	at VAN	2/21/85	R. Brodeur	6-2
Haworth	VAN	10/28/84	R. Brodeur	5-2
Gustafsson (5)	at PHI	1/8/84	Lindbergh	7-1
Gustafsson	NYI	12/23/83	Melanson	7-3
Gartner	at WPG	10/30/83	Hayward	7-3
Gartner	BOS	3/13/83	Peeters	6-4
Haworth	at CGY	2/24/83	Edwards	4-2
Houston	at NYI	10/21/82	Edwards	3-6
Maruk	CGY	3/5/82	Lemelin	8-6
Valentine (4)	HFD	2/27/82	Millen	7-1
Carpenter (4)	STL	2/25/82	Liut	9-1
Maruk	QUE	2/7/82	Bouchard	5-5
Maruk (4)	WPG	12/4/81	Stanowski	7-3
Gartner	CGY	12/2/81	Lemelin	9-3
Tookey	PHI	11/21/81	St. Croix	10-4
Maruk	PHI	11/21/81	St. Croix	10-4
Maruk	DET	4/5/81	Lozinski	7-2
Gartner	at PHI	3/24/81	Peeters	5-2
Maruk	TOR	3/8/81	Rutherford	7-3
Kelly	at LA	2/7/81	Lessard	4-4
Pronovost	COL	12/6/80	Smith	8-6
Maruk	at HFD	11/15/80	Garrett	8-4
Maruk	at PIT	11/12/80	Holland	3-1
Gartner (4)	NYR	10/18/80	Soetaert	8-2
Gartner	STL	3/5/80	Liut	6-3
Charron	at TOR	12/26/79	Palmateer/Harrison	8-2
Gartner	QUE	12/1/79	Hogosta	7-2
Maruk (4)	at NYR	10/14/79	Thomas	5-3
Rowe (4)	STL	3/10/79	Stanowski	7-5
Maruk	COL	1/12/79	Plasse/Oleschuk	8-1
Lofthouse	at VAN	12/9/78	Hanlon	7-5
Charron	BOS	3/28/78	Grahame	4-4
Charron	CLV	3/18/78	Edwards	8-3
Bailey	COL	2/28/78	Favell	7-4
White	at DET	2/21/76	Rutherford	5-1





# Hat Tricks Against the Capitals

Player	Team	Date	Goaltender	Score	Player	Team	Date	Goaltender	Score
Landeskog	COL	11/16/17	Grubauer	2-6	Ludzik	CHI	12/28/85	Jensen	5-7
Malkin	PIT	1/16/17	Holtby/Grubauer	7-8 (OT)	Vaive	TOR	10/16/85	Jensen	6-5
Nash	NYR	12/23/14	Holtby	2-4	Poulin	PHI	3/7/85	Riggin/Jensen	6-9
Nyquist	DET	2/2/14	Neuvirth	6-5	Kerr	PHI	3/7/85	Riggin/Jensen	6-9
Suter	MIN	1/4/14	Holtby	3-5	Kerr (4)	PHI	2/9/85	Riggin	4-5
Skinner	CAR	1/2/14	Grubauer	3-4 (OT)	Kerr	PHI	12/23/84	Riggin	4-7
Thrusty	CAR	4/2/13	Holtby	5-3	Kurri	EDM	11/9/84	Riggin	5-8
Parise	NJ	3/2/12	Neuvirth	0-5	Bossy	NYI	2/10/83	Jensen	3-8
Richards	PHI	10/6/09	Varlamov	5-6	Dionne	LA	1/11/83	Riggin	7-9
Cole	EDM	1/13/09	Theodore	2-5	Sutter	STL	10/30/82	Riggin	6-5
Hartnell	PHI	12/20/08	Theodore	1-7	Boutette	PIT	10/27/82	Parro	5-7
Fisher	OTT	12/29/07	Kolzig	8-6	Trottier	NYI	10/21/82	Riggin	3-6
Stillman	CAR	11/5/07	Kolzig	0-5	Perreault	BUF	10/16/82	Parro/Riggin	2-9
Guerin	NYI	10/18/07	Kolzig	2-5	Bossy (4)	NYI	3/23/82	Jensen/Parro	1-8
Jokinen	FLA	2/27/07	Johnson/Cassivi	5-6	Sutter	NYI	2/2/82	Parro	6-7
Weiss	FLA	1/13/07	Kolzig/Johnson	3-7	Sutter	STL	1/9/82	Parro	4-7
Cole	CAR	11/9/06	Johnson	0-5	Middleton	BOS	12/23/8	Parro	4-7
Sim	FLA	2/7/06	Kolzig	0-5	Derlago	TOR	2/5/81	Jensen	4-9
Pyatt	BUF	11/17/05	Johnson	5-8	Hunter	QUE	10/21/81	Palmateer	3-6
Afinogenov	BUF	12/31/03	Ouellet	1-7	Florek	QUE	3/18/81	Parro/Palmateer	4-6
Satan	BUF	12/31/03	Ouellet	1-7	Sittler	TOR	3/14/81	Palmateer	3-5
Pisani	EDM	3/22/03	Kolzig	3-5	Pettersson	STL	2/28/81	Palmateer	5-7
Madden	NJ	2/05/03	Kolzig (1 EN)	1-4	P. Stastny (4)	QUE	2/22/81	Stephenson/Palmateer	7-11
Kovalchuk	ATL	12/06/02	Billington	7-6	A. Stastny	QUE	2/22/81	Stephenson/Palmateer	7-11
Czerkawski	NYI	11/27/01	Billington	5-5	Richard	QUE	2/22/81	Stephenson/Palmateer	7-11
Alfredsson	OTT	11/13/01	Billington/Kolzig	5-11	Maloney	NYR	2/21/81	Palmeteer	4-6
Recchi	PHI	10/20/01	Billington/Kolzig	3-6	Seiling	BUF	2/12/81	Parro	3-6
Langkow	PHX	10/13/01	Billington	2-5	Bossy	NYI	1/17/81	Boutin	4-6
Elias	NJ	4/3/01	Kolzig	4-6	Dionne	LA	11/5/80	Palmateer	3-5
Straka	PIT	1/8/01	Kolzig	3-5	Dupont	WPG	11/2/80	Stephenson	4-4
Harvey	SJ	12/18/00	Kolzig	3-5	Lysiak	CHI	10/19/80	Palmateer	4-8
Barnes	PIT	11/25/98	Kolzig	5-4	MacDonald	EDM	2/15/80	Stephenson	2-8
Satan	BUF	3/1/98	Kolzig	0-3	Mondou	MTL	4/7/79	Bedard	3-10
Lemieux	COL	11/18/97	Ranford	6-6	Esposito	NYR	2/18/79	Inness	6-6
Fedorov (5)	DET	12/26/96	Carey	4-5	Mondou	MON	2/4/79	Inness	4-8
Garpenlov	FLA	1/23/96	Carey	4-5	Potvin	NYI	1/16/79	Inness	2-6
Kurri	LA	10/12/96	Kolzig	4-7	Lysiak	ATL	10/14/78	Bedard	3-6
Turgeon	MTL	4/17/95	Carey	2-5	Esposito	NYR	3/24/78	Wolfe/Bedard	4-11
Yashin	OTT	2/23/95	Dafae	5-5	Duguay	NYR	3/24/78	Wolfe/Bedard	4-11
Damphousse	MTL	2/4/94	Tabaracci	0-4	Mulvey	CHI	3/22/78	Bedard	2-6
Neely	BOS	1/2/94	Tabaracci	2-8	Houle	MON	2/17/78	Wolfe	2-8
Verbeek	HFD	12/7/93	Tabaracci/Beaupre	1-6	Bossy	NYI	2/4/78	Wolfe	1-6
Green	NYI	11/30/93	Tabaracci	4-6	Goring	LA	2/1/78	Bedard/Wolfe	3-8
Selanne	WPG	10/6/93	Beaupre	4-6	McCourt	DET	1/22/78	Bedard	3-6
Lemieux	PIT	3/18/93	Beaupre/Hrivnak	5-7	Koroll	CHI	1/18/78	Wolfe	2-5
Stevens	PIT	1/26/93	Beaupre	3-6	Perreault	BUF	11/19/77	Wolfe	6-7
Dineen	PHI	1/7/93	Hrivnak/Kolzig	2-8	Dionne	LA	11/8/77	Smith	1-5
Lindros	PHI	12/26/92	Hrivnak/Beaupre	5-5	Federko	STL	2/19/77	Low	1-4
Mogilny	BUF	12/23/92	Beaupre	1-4	Goring	LA	2/2/77	Low	2-7
Selanne	WPG	12/11/92	Hrivnak	8-6	Eriksson	MIN	11/27/76	Low	1-6
Hull	STL	2/27/92	Hrivnak	3-7	Murphy	LA	10/16/76	Low	1-7
King	NYI	1/1/92	Beaupre	8-5	Barber	PHI	4/1/76	Low	2-11
Stastny	NJ	12/29/91	Beaupre	4-3	Sittler	TOR	3/20/76	Low	3-7
Messier	NYR	12/13/91	Beaupre	3-5	Vickers	NYR	2/18/76	Low	4-11
Turgeon	NYI	11/30/91	Liut	1-8	Bucyk	BOS	1/11/76	Low	4-7
Richer	NJ	11/20/91	Hrivnak	5-6	Merrick	CAL	1/2/76	Wolfe/Low	5-8
Maley	NJ	10/18/91	Hrivnak	6-5	Stanfield	BUF	12/21/75	Low/Wolfe	2-14
Mogilny	BUF	3/31/91	Beaupre	2-5	Martin (4)	BUF	12/21/75	Low/Wolfe	2-14
MacLean	NJ	2/25/91	Hrvnak/Liut	1-5	MacLeish	PHI	12/19/75	Wolfe	5-7
Tocchet	PHI	1/24/91	Liut	1-6	Bergeron	DET	12/12/75	Low	3-5
Leeman	TOR	1/8/90	Beaupre/Mason	6-8	Shutt	MTL	12/6/75	Wolfe	3-9
Vukota	NYI	10/20/89	Beaupre	3-5	Pronovost	PIT	11/12/75	Wolfe	6-6
MacLean	NJ	12/7/88	Malarchuk	1-5	Dionne	LA	10/28/75	Belhumeur	0-6
Brown	PIT	11/25/88	Malarchuk	3-5	Martin	BUF	10/19/75	Low	4-5
Mullen	NYR	10/19/88	Malarchuk	1-5	Orr	BOS	3/22/75	Low	2-8
Lemieux	PIT	10/11/88	Malarchuk/Peters	7-8	MacLeish	PHI	3/18/75	Low	2-7
Lemieux (4)	PIT	4/2/88	Malarchuk	6-7	Pronovost	PIT	2/26/75	Belhumeur	1-3
Savard	CHI	1/17/88	Malarchuk	4-5	Pappin	CHI	2/22/75	Belhumeur	3-10
Makela	NYI	12/4/87	Malarchuk	4-6	Ramsay	BUF	2/21/75	Low	4-9
LaFontaine	NYI	11/10/87	Malarchuk	3-4	Lever	VAN	2/1/75	Low	2-5
Nicholls	LA	3/17/87	Mason/Peters	4-5	Lafleur	MTL	1/4/75	Low	0-10
Ridley	NYR	12/17/86	Mason	1-6	Luce	BUF	12/22/74	Low	0-4
Bourne	LA	11/18/86	Peeters	5-6	Perreault	BUF	12/5/74	Adams	2-9
Cunneynworth	PIT	10/9/86	Jensen	4-5	Martin (4)	BUF	12/3/74	Adams	3-5
Propp	PHI	4/6/86	Peeters	3-5	Orr	BOS	11/7/74	Adams	4-10
Trottier	NYI	1/24/86	Peeters	5-7	Redmond	DET	10/19/74	Belhumeur	4-6

# Hat Trick History

## HAT TRICKS FOR AND AGAINST BY TEAM

Franchise	Capitals	Opp.	Franchise	Capitals	Opp.
Anaheim	3	0	Minnesota	2	1
Arizona	2	4	Montreal	4	7
Boston	5	5	Nashville	0	0
Buffalo	2	16	New Jersey	7	8
Calgary	4	1	NY Islanders	5	15
California	0	1	NY Rangers	8	8
Carolina	8	5	Ottawa	8	3
Chicago	3	6	Philadelphia	10	14
Cleveland	1	0	Pittsburgh	6	7
Colorado	4	7	St. Louis	8	5
Columbus	1	0	San Jose	1	1
Dallas	0	1	Tampa Bay	10	0
Detroit	4	5	Toronto	5	5
Edmonton	3	4	Vancouver	4	1
Florida	4	4	Winnipeg	3	1
Los Angeles	3	10	<b>TOTAL</b>	<b>123</b>	<b>140</b>

## CAPITALS CAREER HAT TRICK LEADERS

Player	Hat Tricks
<b>Alex Ovechkin</b>	<b>20</b>
Peter Bondra	19
Mike Gartner	13
Dennis Maruk	10
Alexander Semin	7
Steve Konowalchuk	3
Guy Charron	3
Dino Ciccarelli	3
Mike Ridley	3
Randy Burridge	2
Dave Christian	2
Chris Clark	2
Geoff Courtnall	2
Bengt Gustafsson	2
Alan Haworth	2
Jaromir Jagr	2
Dmitri Khristich	2
Tony White	2



Alex Ovechkin scored his 50th goal of the 2015-16 season with his third goal against the St. Louis Blues on April 9, 2016.



Peter Bondra ranks second in career hat tricks with Washington with 19.

# Capitals Shutouts

Year	(No.)	Date	Opponent	Goaltender	Score
2017-18	(3)	3/22/18	at DET	Grubauer	1-0
		3/10/18	at SJ	Grubauer	2-0
		12/27/17	at NYR	Grubauer	0-1 (SO)
2016-17	(12)	4/5/17	vs. NYR	Holtby	2-0
		3/2/17	vs. NJD	Holtby	1-0
		2/7/17	vs. CAR	Holtby	5-0
		2/5/17	vs. LA	Grubauer	5-0
		1/15/17	vs. PHI	Grubauer	5-0
		1/13/17	vs. CHI	Holtby	6-0
		1/7/17	@ OTT	Holtby	1-0
		1/5/17	vs. CBJ	Holtby	5-0
		12/23/16	vs. TB	Holtby	4-0
		12/11/16	vs. VAN	Holtby	3-0
		11/18/16	vs. DET	Holtby	1-0
		10/18/16	vs. COL	Grubauer	3-0
2015-16	(3)	3/25/16	@ NJD	Holtby	1-0 (OT)
		12/28/15	@ BUF	Holtby	2-0
		11/23/15	vs. EDM	Holtby	1-0
2014-15	(9)	10/11/14	@ BOS	Holtby	4-0
		12/20/14	@ NJD	Holtby	4-0
		12/27/14	@ PIT	Holtby	3-0
		1/14/15	vs. PHI	Holtby	1-0
		1/28/15	vs. PIT	Holtby	4-0
		2/3/15	vs. LA	Holtby	4-0
		3/1/15	vs. TOR	Holtby	4-0
		3/15/15	vs. BOS	Holtby	2-0
		4/8/15	vs. BOS	Holtby	3-0
2013-14	(5)	4/13/14	vs. TB	Holtby	0-1 (SO)
		4/11/14	vs. CHI	Halak	4-0
		2/8/14	vs. NJ	Holtby	3-0
		1/25/14	@ MTL	Holtby	5-0
		11/1/13	@ PHI	Holtby	7-0
2012-13	(4)	3/21/13	@ WPG	Holtby	4-0
		3/2/13	@ WPG	Holtby	3-0
		2/26/13	vs. CAR	Holtby	3-0
		2/9/13	vs. FLA	Holtby	5-0
2011-12	(8)	3/25/12	vs. MIN	Holtby	3-0
		3/11/12	vs. TOR	Neuvirth	2-0
		2/7/12	vs. FLA	Vokoun	4-0
		2/4/12	@ MTL	Vokoun	3-0
		1/18/12	@ MTL	Neuvirth	3-0
		1/11/12	vs. PIT	Vokoun	1-0
		12/15/11	@ WPG	Neuvirth	1-0
		10/18/11	vs. FLA	Vokoun	3-0
2010-11	(8)	3/26/11	@ MTL	Holtby	2-0
		3/18/11	@ NJ	Neuvirth	3-0
		3/9/11	vs. EDM	Holtby	5-0
		2/21/11	@ PIT	Neuvirth	1-0
		2/6/11	vs. PIT	Neuvirth	3-0
		12/28/10	vs. MTL	Varlamov	3-0
		11/26/10	vs. TB	Varlamov	6-0
		10/27/10	@ CAR	Neuvirth	3-0
2009-10	(3)	3/6/10	vs. NYR	Theodore	2-0
		12/7/09	@ TB	Varlamov	3-0
		11/25/09	vs. BUF	Varlamov	2-0
2008-09	(2)	3/17/09	@ FLA	Theodore	3-0
		11/28/08	vs. MTL	Theodore	3-0
2007-08	(3)	3/29/08	@ FLA	Huet	3-0
		2/29/08	@ NJ	Huet	4-0
		10/6/07	vs. CAR	Kolzig	2-0
2006-07	(1)	4/3/07	vs. FLA	Kolzig	1-0
2005-06	(1)	4/1/06	@ OTT	Johnson	1-0
2003-04	(3)	2/15/04	@ CHI	Kolzig	4-0
		1/11/04	vs. EDM	Kolzig	1-0
		12/16/03	@ ATL	Ouellet	5-0
2002-03	(4)	4/1/03	vs. FLA	Kolzig	3-0
		3/2/03	vs. CAR	Kolzig	2-0
		2/7/03	vs. NYI	Kolzig	3-0
		12/23/02	vs. TB	Kolzig	3-0
2001-02	(6)	4/5/02	vs. OTT	Kolzig	0-0
		3/19/02	@ COL	Kolzig	3-0
		1/22/02	@ ATL	Kolzig	3-0
		1/14/02	vs. BOS	Kolzig	1-0
		1/12/02	at FLA	Kolzig	1-0
		11/10/01	vs. ATL	Kolzig	3-0
2000-01	(5)	4/5/01	vs. FLA	Kolzig	3-0
		3/28/01	vs. CAR	Kolzig	7-0
		12/16/00	vs. EDM	Kolzig	4-0
		12/2/00	@ BOS	Kolzig	2-0

Year	(No.)	Date	Opponent	Goaltender	Score
1999-00	(7)	11/24/00	vs. NYI	Kolzig	1-0
		11/20/99	@ BOS	Billington	3-0
		11/26/99	vs. NSH	Billington	1-0
		12/15/99	@ ATL	Kolzig	4-0
		1/8/00	vs. ATL	Kolzig	3-0
		1/30/00	vs. PHI	Kolzig	2-0
		2/10/00	@ MTL	Kolzig	1-0
		2/26/00	@ MTL	Kolzig	3-0
1998-99	(6)	4/5/99	@ FLA	Kolzig	3-0
		3/20/99	@ MTL	Tabaracci	1-0
		12/23/98	@ FLA	Kolzig	4-0
		10/30/98	@ CGY	Tabaracci	0-0
		10/23/98	@ BUF	Kolzig	1-0
		10/10/98	vs. ANA	Kolzig	1-0
1997-98	(5)	4/13/98	@ NYI	Kolzig	2-0
		3/20/98	vs. NJ	Kolzig	2-0
		3/18/98	@ CAR	Kolzig	1-0
		1/13/98	vs. OTW	Kolzig	4-0
		10/15/97	@ CHI	Kolzig	2-0
1996-97	(3)	1/9/97	vs. NYR	Kolzig	2-0
		1/3/97	vs. PHX	Kolzig	3-0
		11/30/96	@ MTL	Carey	2-0
1995-96	(9)	3/29/96	vs. OTW	Carey	5-0
		3/27/96	@ MTL	Carey	1-0
		3/12/96	vs. VAN	Carey	9-0
		3/3/96	vs. PHI	Carey	3-0
		3/2/96	@ BOS	Carey	2-0
		1/26/96	vs. BUF	Carey	1-0
		12/30/95	vs. HFD	Carey	3-0
		12/26/95	vs. MTL	Carey	4-0
		10/14/95	vs. TB	Carey	2-0
1994-95	(4)	4/14/95	vs. FLA	Carey	3-0
		3/21/95	vs. OTW	Carey	1-0
		3/20/95	@ HFD	Carey	5-0
		3/13/95	@ TB	Carey	3-0
1993-94	(4)	3/20/94	@ TB	Beaupre	3-0
		1/15/94	@ QUE	Beaupre	4-0
		1/9/94	@ NJ	Tabaracci	4-0
		12/30/93	vs. ANA	Tabaracci	3-0
1992-93	(3)	4/14/93	@ NYR	Tabaracci	2-0
		4/2/93	vs. MTL	Tabaracci	4-0
		1/14/93	@ NYI	Beaupre	3-0
1991-92	(2)	11/1/91	vs. TOR	Liut	4-0
		10/29/91	@ PIT	Beaupre	8-0
1990-91	(5)	3/30/91	vs. NJ	Beaupre	4-0
		3/28/91	@ PHI	Beaupre	3-0
		3/16/91	vs. PHI	Beaupre	6-0
		10/28/90	@ EDM	Beaupre	1-0
		10/20/90	vs. NJ	Beaupre	4-0
1989-90	(3)	3/20/90	vs. NYI	Liut	3-0
		2/27/90	vs. CHI	Beaupre	4-0
		11/5/89	@ QUE	Beaupre	3-0
1988-89	(6)	3/5/89	vs. VAN	Beaupre	3-0
		2/3/89	vs. HFD	Peeters	1-0
		1/26/89	@ PHI	Malarchuk	1-0
		1/6/89	vs. TOR	Peeters	3-0
		1/2/89	vs. PIT	Peeters	8-0
		12/10/88	@ MTL	Peeters	0-0
1987-88	(6)	3/13/88	@ BOS	Peeters	3-0
		2/27/88	@ NYI	Malarchuk	3-0
		2/20/88	@ MIN	Malarchuk	3-0
		2/19/88	@ WPG	Malarchuk	6-0
		1/31/88	vs. PHI	Peeters	1-0
		1/2/88	vs. EDM	Malarchuk	2-0
1986-87	No Shutouts for Washington				
1985-86	(3)	3/1/86	vs. NYR	Jensen	4-0
		1/1/86	vs. NYR	Jensen	3-0
		11/23/85	vs. QUE	Peeters	3-0
1984-85	(4)	3/14/85	vs. TOR	Jensen	4-0
		12/26/84	vs. PHI	Riggin	6-0
		12/9/84	vs. DET	Mason	5-0
		11/25/84	vs. CHI	Riggin	5-0
1983-84	(8)	3/24/84	@ PIT	Riggin	6-0
		2/13/84	@ MIN	Riggin	4-0
		2/2/84	@ NJ	Riggin	2-0
		1/28/84	@ TOR	Riggin	8-0
		12/18/83	vs. LA	Jensen	5-0
		12/10/83	vs. MTL	Jensen	2-0
		10/26/83	vs. NJ	Jensen	2-0

# Capitals Shutouts

Year	(No.)	Date	Opponent	Goaltender	Score
		10/25/83	@ PIT	Jensen	1-0
1982-83	(2)	4/3/83	vs. NYR	Jensen/Riggin	3-0
		11/10/82	vs. NJ	Jensen	2-0
1981-82	(1)	11/4/81	@ HFD	Parro	4-0
1980-81	(4)	3/26/81	@ DET	Palmateer	2-0
		1/15/81	vs. LA	Parro	3-0
1981-82	(1)	11/4/81	@ HFD	Parro	4-0
1980-81	(4)	3/26/81	@ DET	Palmateer	2-0
		1/15/81	vs. LA	Parro	3-0
		12/21/80	@ PHI	Palmateer	6-0
		10/21/80	vs. CHI	Stephenson	2-0
1979-80	No Shutouts for Washington				
1978-79	No Shutouts for Washington				
1977-78	(1)	1/4/78	vs. LA	Bedard	4-0
1976-77	(2)	3/18/77	vs. COL	Crozier/Low	5-0
		1/10/77	@ DET	Wolfe	2-0
1975-76	No Shutouts for Washington				
1974-75	(1)	2/16/75	vs. KC	Low	3-0



# Shutouts Against the Capitals

Year	(No.)	Date	Opponent	Goaltender	Score	Year	(No.)	Date	Opponent	Goaltender	Score
2017-18	(4)	3/6/18	@ ANA	Gibson	4-0	2000-01	(5)	3/15/01	vs. CAR	Irbe	3-0
		12/27/17	@ NYR	Pavelec	1-0 (SO)			3/13/01	vs. ANA	Giguere	2-0
		12/23/17	@ VGK	Fleury	3-0			1/10/01	@ MIN	Fernandez	3-0
		10/17/17	vs. TOR	Andersen	2-0			11/2/00	@ STL	Johnson	2-0
2016-17	(4)	4/9/17	vs. FLA	Reimer	2-0			10/14/00	@ DAL	Belfour	3-0
		1/24/17	@ OTT	Condon	3-0	1999-00	(4)	4/4/00	@ OTT	Lalime	4-0
		12/1/16	vs. NYI	Halak	3-0			2/25/00	vs. BOS	Grahame	3-0
		11/8/16	vs. SJS	Jones	3-0			12/13/99	vs. MTL	Theodore	1-0
2015-16	(5)	4/10/16	vs. ANA	Andersen	2-0			12/9/99	@ PIT	Aubin	3-0
		4/2/16	@ ARI	Smith	3-0	1998-99	(11)	4/18/99	@ BUF	Hasek	3-0
		3/26/16	vs. STL	Allen	4-0			4/14/99	@ CAR	Irbe	3-0
		11/10/15	@ DET	Mrazek	1-0			4/8/99	@ NJ	Brodeur	1-0
		10/13/15	vs. SJS	Jones	5-0			1/15/99	vs. MTL	Hackett	3-0
2014-15	(4)	3/21/15	@ WPG	Pavelec	3-0			1/13/99	vs. PHI	Vanbiesbrouk	3-0
		2/27/15	@ CAR	Khudobin	3-0			12/19/98	@ PIT	Barraso	3-0
		1/31/15	@ MTL	Price	1-0 (OT)			12/11/98	@ ANA	Hebert	1-0
		11/14/14	vs. NJ	Schneider	1-0			12/1/98	vs. NJ	Brodeur	4-0
2013-14	(8)	4/13/14	vs. TB	Lindback	1-0 (SO)			11/27/98	@ DAL	Belfour	4-0
		4/1/14	vs. DAL	Lehtonen	5-0			11/12/98	vs. BUF	Hasek	2-0
		3/11/14	@ PIT	Fleury	2-0			10/30/98	@ CGY	Wregget	0-0
		3/6/14	@ BOS	Rask	3-0	1997-98	(7)	3/14/98	@ OTT	Tugnut	4-0
		2/4/14	vs. NYI	Nabokov	1-0			3/3/98	vs. BOS	Tallas	3-0
		1/21/14	vs. OTT	Anderson	2-0			3/1/98	vs. BUF	Hasek	3-0
		11/20/13	vs. PIT	Fleury	4-0			1/11/98	@ DET	Osgood	2-0
		10/16/14	vs. NYR	Lundqvist	2-0			12/27/97	vs. OTT	Tugnut	3-0
2012-13	(1)	3/12/13	CAR	Peters	4-0			12/18/97	vs. FLA	Vanbiesbrouk	4-0
2011-12	(5)	3/4/12	vs. PHI	Bryzgalov	1-0			11/6/97	@ BOS	Dafoe	2-0
		3/2/12	vs. NJ	Hedberg	5-0	1996-97	(9)	4/3/97	@ OTT	Tugnut	4-0
		2/20/12	@ CAR	Peters	5-0			4/1/97	vs. NJ	Brodeur	1-0
		1/20/12	@ CAR	Ward	3-0			3/9/97	@ PHI	Hextall	5-0
		1/17/12	vs. NYI	Nabokov	3-0			3/2/97	vs. NYI	Salo	2-0
2010-11	(11)	4/9/11	@ FLA	Vokoun	1-0			2/22/97	@ HFD	Burke	2-0
		3/25/11	@ OTT	Anderson	2-0			12/7/96	@ NYI	Salo	2-0
		2/25/11	vs. NYR	Lundqvist	6-0			12/4/96	vs. DET	Hodson	2-0
		2/8/11	vs. SJ	Niemi	2-0			11/29/96	vs. NYI	Salo	2-0
		1/26/11	@ ATL	Pavelec	1-0	1995-96	(5)	10/28/96	@ COL	Billington	1-0
		1/12/11	@ TB	Roloson	3-0			3/10/96	@ TB	Puppa	1-0
		1/4/11	vs. TB	Roloson	1-0			2/18/96	@ NJ	Brodeur	3-0
		12/12/10	@ NYR	Lundqvist	7-0			1/3/96	@ HFD	Burke	2-0
		12/9/10	vs. FLA	Vokoun	3-0			12/18/95	@ NYR	Richter	3-0
		11/22/10	@ NJ	Hedberg	5-0			11/18/95	@ PIT	Wregget	3-0
2009-10	(1)	11/19/10	@ ATL	Pavelec	5-0	1994-95	(3)	2/20/95	vs. NJ	Brodeur	2-0
2008-09	(3)	12/9/09	@ BUF	Miller	2-0			2/2/95	vs. BUF	Hasek	1-0
		1/9/09	vs. CBJ	Mason	3-0			1/25/95	@ MTL	Roy	2-0
		11/29/08	@ CBJ	Mason	3-0	1993-94	(5)	2/21/94	@ NYI	Hextall	4-0
		11/1/08	@ BUF	Miller	5-0			2/4/94	vs. MTL	Roy	4-0
2007-08	(6)	3/19/08	@ CHI	Khabibulin	5-0			12/23/93	vs. NYR	Healy	1-0
		2/2/08	vs. ATL	Lehtonen	2-0			11/13/93	vs. NYR	Richter	2-0
		1/29/08	@ MTL	Huet	4-0			10/15/93	vs. PHI	Roussel	3-0
		1/3/08	@ BOS	Thomas	2-0	1992-93	(3)	4/4/93	vs. NYR	Vanbiesbrouk	4-0
		11/5/07	@ CAR	Ward	5-0			3/5/93	vs. PHI	Soderstrom	3-0
		11/1/07	@ NYR	Lundqvist	2-0			11/13/92	@ NJ	Billington	3-0
2006-07	(6)	4/7/07	vs. BUF	Miller	2-0	1991-92	No Shutouts against Washington				
		3/9/07	vs. CAR	Ward	3-0	1990-91	No Shutouts against Washington				
		3/6/07	@ TOR	Raycroft	3-0	1989-90	(2)	10/29/89	@ CHI	Cloutier	1-0
		2/3/07	@ PIT	Fleury	2-0			10/28/89	@ STL	Millen	1-0
		11/9/06	@ CAR	Ward	5-0	1988-89	(1)	12/10/88	@ MTL	Roy	0-0
		10/28/06	@ EDM	Roloson	4-0	1987-88	(2)	2/6/88	vs. NYR	Vanbiesbrouk	3-0
2005-06	(4)	4/8/06	@ NYI	DiPietro	5-0			11/17/87	vs. DET	Hanlon	1-0
		2/7/06	vs. FLA	Luongo	5-0	1986-87	No Shutouts against Washington				
		2/4/06	@ TB	Grahame	5-0	1985-86	(3)	3/13/86	@ PHI	Froese	2-0
		10/22/05	vs. CAR	Gerber/Ward	4-0			1/28/86	@ DET	Laforest	7-0
2003-04	(5)	3/23/04	@ NYI	DiPietro	3-0			1/9/86	@ PHI	Jensen	4-0
		3/10/04	vs. BUF	Biron	6-0	1984-85	(2)	4/4/85	@ HFD	Liut	2-0
		3/2/04	vs. FLA	Luongo	1-0			3/2/85	vs. BUF	Barasso	4-0
		1/7/04	vs. PHX	Boucher	3-0	1983-84	(2)	10/19/83	@ HFD	Millen	3-0
		12/4/03	@ NJ	Brodeur	3-0			10/14/83	vs. PIT	Herron	4-0
2002-03	(5)	3/23/03	@ VAN	Auld	6-0	1982-83	No Shutouts against Washington				
		2/9/03	vs. MTL	Garon	2-0	1981-82	(3)	1/20/82	@ WPG	Soetaert	3-0
		12/14/02	@ SJ	Nabokov	2-0			1/5/82	@ QUE	Bouchard	3-0
		12/11/02	@ ANA	Giguere	3-0			10/28/81	@ VAN	R. Brodeur	3-0
		11/16/02	@ MIN	Roloson	1-0	1980-81	(2)	1/8/81	@ CGY	Lemelin	6-0
2001-02	(6)	4/5/02	vs. OTT	Lalime	0-0			1/3/81	@ MIN	Meloche	3-0
		1/16/02	@ MTL	Theodore	2-0	1979-80	(5)	3/30/80	@ PIT	Millen	4-0
		11/15/01	@ PHI	Boucher/ Cechmanek	5-0			2/21/80	@ ATL	Riggin	3-0
		10/30/01	vs. PHI	Boucher	3-0			12/2/79	@ BUF	Sauve	2-0
		10/26/01	@ ATL	Hnilicka	1-0			11/21/79	@ CHI	Esposito	4-0
		10/8/01	@ BOS	Dafoe	4-0	1978-79	(3)	11/5/79	@ MTL	Larocque	2-0
								2/17/79	@ MTL	Dryden	2-0

# Shutouts Against the Capitals

Year	(No.)	Date	Opponent	Goaltender	Score	Year	(No.)	Date	Opponent	Goaltender	Score
1977-78	(6)	2/25/78	@ TOR	McRae	4-0			1/4/75	@ MTL	Larocque	10-0
		11/11/78	vs. BUF	Edwards	2-0			12/29/74	vs. NYI	Resch	7-0
		11/8/78	vs. MTL	Dryden	2-0			12/22/74	vs. BUF	Bromley	4-0
		3/25/78	@ MTL	Dryden	5-0			11/17/74	vs. PIT	Inness	6-0
		1/29/78	vs. MIN	Harrison	4-0			10/31/74	vs. MTL	Dryden	3-0
		1/14/78	vs. NYI	Resch	4-0			10/22/74	vs. DET	Rutherford	3-0
		11/24/77	@ BOS	Gilbert	6-0			10/20/74	vs. NYI	Smith	5-0
		11/13/77	vs. NYI	Resch	6-0			10/12/74	@ MIN	Maniago	6-0
		11/24/77	@ BOS	Gilbert	6-0						
		11/13/77	vs. NYI	Resch	6-0						
1976-77	(6)	4/2/77	@ MTL	Dryden	11-0						
		3/10/77	@ LA	Vachon	6-0						
		2/12/77	@ TOR	Palmateer	10-0						
		1/18/77	vs. MTL	Dryden	3-0						
		11/3/76	@ ATL	Myre	7-0						
		10/19/76	vs. MTL	Dryden	6-0						
		2/22/76	vs. NYI	Resch	4-0						
		2/13/76	vs. STL	Johnston	2-0						
		1/27/76	@ LA	Vachon	2-0						
		1/9/76	vs. CAL	Simmons	5-0						
1975-76	(9)	1/3/76	@ MTL	Dryden	7-0						
		12/31/75	@ DET	Rutherford	4-0						
		12/29/75	vs. MTL	Dryden	6-0						
		11/21/75	vs. CAL	Meloche	2-0						
		10/28/75	@ LA	Vachon	6-0						
		3/23/75	vs. ATL	Myre	5-0						
		3/4/75	vs. BOS	Gilbert	8-0						
		1/16/75	vs. PHI	Parent	4-0						
		1/5/75	@ ATL	Myre	3-0						
1974-75	(12)										

## Shutout History

### SHUTOUTS FOR AND AGAINST BY TEAM

Franchise	Capitals	Opp.
Anaheim	2	5
Arizona	2	3
Boston	8	8
Buffalo	4	12
Calgary	1	6
California	0	2
Carolina	11	14
Chicago	7	3
Colorado	5	2
Columbus	1	2
Dallas	2	6
Detroit	5	7
Edmonton	6	1
Florida	12	6
Los Angeles	5	3
Minnesota	1	2
Montreal	15	20
Nashville	1	0
New Jersey	15	10
NY Islanders	6	14
NY Rangers	8	10
Ottawa	6	9
Philadelphia	11	10
Pittsburgh	9	9
St. Louis	0	4
San Jose	1	4
Tampa Bay	8	5
Toronto	6	4
Vancouver	3	2
Vegas	0	1
Winnipeg	8	5
<b>TOTAL</b>	<b>168</b>	<b>180</b>

### CAPITALS CAREER SHUTOUT LEADERS

Player	Shutouts
Olie Kolzig	35
<b>Braden Holtby</b>	<b>32</b>
Jim Carey	14
Don Beaupre	12
Al Jensen	8
Michal Neuvirth	7
Pete Peeters	7
Philipp Grubauer	6
Pat Rigglin	6
Rick Tabarracci	6
Clint Malarchuk	5
Semyon Varlamov	4
Tomas Vokoun	4
Jose Theodore	3
Craig Billington	2
Cristobal Huet	2
Mike Liut	2
Mike Palmateer	2
Dave Parro	2

### OPPONENTS CAREER SHUTOUT LEADERS

Player	Shutouts
Ken Dryden	9
Martin Brodeur	6
Dominik Hasek	4
Glenn Resch	4
Dwayne Roloson	4
John Vanbiesbrouck	4
Cam Ward	4
Henrik Lundqvist	4
Marc-Andre Fleury	4
Greg Millen	3
Ryan Miller	3
Phil Myre	3
Patrick Roy	3
Tommy Salo	3
Ron Tugnutt	3
Rogie Vachon	3
Evgeni Nabokov	3

# Overtime History

DATE	RESULT	SCORER	TIME	SITE	DATE	RESULT	SCORER	TIME	SITE
3/2/18	Washington 3 - NY Rangers 2	Evgeny Kuznetsov	0:38	Washington	10/23/10	Washington 4 - Atlanta 3	Tomas Fleischmann	1:37	Washington
3/12/18	Washington 3 - Winnipeg 2	Evgeny Kuznetsov	4:11	Washington	10/16/10	Washington 3 - Nashville 2	Brooks Laich	1:44	Nashville
2/13/18	Winnipeg 4 - Washington 3	Tyler Myers	2:35	Winnipeg	10/11/10	Washington 3 - Ottawa 2	Alex Ovechkin	4:28	Washington
2/11/18	Detroit 5 - Washington 4	Tomas Tatar	2:47	Washington	4/5/10	Washington 3 - Boston 2	Brooks Laich	0:44	Washington
1/21/18	Philadelphia 2 - Washington 1	Travis Konecny	0:27	Washington	3/30/10	Ottawa 5 - Washington 4	Alexei Kovalev	4:41	Washington
1/18/18	New Jersey 4 - Washington 3	Taylor Hall	0:34	New Jersey	3/18/10	Carolina 4 - Washington 3	Ray Whitney	4:02	Carolina
1/7/18	Washington 4 - St. Louis 3	Nicklas Backstrom	4:17	Washington	3/14/10	Washington 4 - Chicago 3	Nicklas Backstrom	3:10	Chicago
1/2/18	Washington 5 - Carolina 4	Alex Ovechkin	1:57	Carolina	3/10/10	Washington 4 - Carolina 3	Tomas Fleischmann	3:20	Washington
12/22/17	Arizona 3 - Washington 2	Clayton Keller	4:33	Arizona	2/10/10	Montreal 6 - Washington 5	Mark Streit	4:52	Montreal
12/19/17	Washington 4 - Dallas 3	Andre Burakovsky	1:51	Dallas	2/7/10	Washington 5 - Pittsburgh 4	Mike Knuble	2:49	Washington
12/16/17	Washington 3 - Anaheim 2	Alex Ovechkin	1:58	Washington	12/11/09	Washington 4 - Carolina 3	Mike Green	1:16	Washington
11/6/17	Washington 3 - Arizona 2	John Carlson	4:14	Washington	11/23/09	Ottawa 4 - Washington 3	Mike Fisher	1:14	Ottawa
10/20/17	Washington 4 - Detroit 3	Alex Ovechkin	1:56	Detroit	11/1/09	Columbus 5 - Washington 4	R.J. Umberger	1:45	Washington
10/9/17	Tampa Bay 4 - Washington 3	Brayden Point	3:08	Tampa Bay	10/30/09	NY Islanders 4 - Washington 3	Mark Streit	0:53	Washington
3/28/17	Washington 5 - Minnesota 4	T.J. Oshie	1:52	Minnesota	10/24/09	Washington 3 - NY Islanders 2	Brooks Laich	1:00	NY Islanders
3/16/17	Nashville 2 - Washington 1	Viktor Arvidsson	1:05	Washington	10/6/09	Philadelphia 6 - Washington 5	Daniel Briere	3:52	Philadelphia
3/4/17	Washington 2 - Philadelphia 1	Nicklas Backstrom	3:25	Washington	4/3/09	Buffalo 5 - Washington 4	Jason Pominville	1:51	Washington
1/21/17	Washington 4 - Dallas 3	Jay Beagle	0:13	Dallas	3/10/09	Washington 2 - Nashville 1	Sergei Fedorov	2:20	Nashville
1/16/17	Pittsburgh 8 - Washington 7	Conor Sheary	0:34	Pittsburgh	2/28/09	Washington 4 - Boston 3	Alexander Semin	0:22	Boston
1/3/17	Washington 6 - Toronto 5	Alex Ovechkin	0:22	Washington	1/27/09	Boston 3 - Washington 2	David Krejci	1:55	Boston
12/7/16	Washington 4 - Boston 3	Nicklas Backstrom	1:36	Washington	1/19/09	Washington 2 - NY Islanders 1	Alex Ovechkin	1:46	NY Islanders
12/5/16	Washington 3 - Buffalo 2	Marcus Johansson	2:38	Washington	12/23/08	Washington 5 - NY Rangers 4	Shayne Morrison	0:59	NY Rangers
11/15/16	Columbus 2 - Washington 1	Cam Atkinson	0:37	Columbus	12/16/08	Washington 5 - NY Islanders 4	Alex Ovechkin	4:49	NY Islanders
11/11/16	Washington 3 - Chicago 2	Marcus Johansson	2:20	Chicago	11/4/08	Ottawa 2 - Washington 1	Mike Fisher	4:20	Ottawa
11/3/16	Washington 4 - Winnipeg 3	Alex Ovechkin	3:21	Washington	10/25/08	Washington 6 - Dallas 5	Alexander Semin	2:17	Dallas
4/7/16	Pittsburgh 4 - Washington 3	Sidney Crosby	4:00	Washington	3/27/08	Washington 4 - Tampa Bay 3	Tomas Fleischmann	2:27	Tampa Bay
4/5/16	NY Islanders 4 - Washington 3	Thomas Hickey	2:13	Washington	2/24/08	New Jersey 2 - Washington 1	John Madden	4:10	Washington
3/25/16	Washington 1 - New Jersey 0	John Carlson	2:17	New Jersey	2/10/08	Washington 3 - NY Rangers 2	Mike Green	0:23	Washington
3/15/16	Washington 2 - Carolina 1	Alex Ovechkin	1:38	Washington	2/5/08	Washington 4 - Columbus 3	Alex Ovechkin	2:28	Columbus
3/9/16	Los Angeles 4 - Washington 3	Jeff Carter	2:50	Los Angeles	1/31/08	Washington 5 - Montreal 4	Alex Ovechkin	3:34	Washington
3/5/16	Washington 2 - Boston 1	Matt Niskanen	2:36	Boston	1/5/08	Washington 5 - Montreal 4	Mike Green	1:27	Montreal
2/18/16	Washington 3 - NY Islanders 2	Justin Williams	4:16	NY Islanders	12/27/07	Pittsburgh 4 - Washington 3	Sergei Gonchar	1:33	Pittsburgh
1/27/16	Philadelphia 4 - Washington 3	Jakub Voracek	0:38	Washington	12/22/07	NY Islanders 3 - Washington 2	Richard Park	3:43	NY Islanders
1/9/16	Washington 4 - NY Rangers 3	Alex Ovechkin	1:25	NY Rangers	12/12/07	Washington 5 - NY Rangers 4	Mike Green	3:41	Washington
12/5/15	Winnipeg 2 - Washington 1	Mark Scheifele	4:40	Winnipeg	11/23/07	Washington 4 - Philadelphia 3	Nicklas Backstrom	1:55	Philadelphia
11/18/15	Washington 2 - Detroit 1	Evgeny Kuznetsov	0:45	Detroit	11/6/07	Atlanta 2 - Washington 1	Todd White	1:34	Atlanta
11/13/15	Calgary 3 - Washington 2	Sean Monahan	1:40	Washington	3/30/07	Florida 3 - Washington 2	Martin Gellinas	2:01	Florida
10/31/15	Washington 2 - Florida 1	Evgeny Kuznetsov	3:44	Florida	2/8/07	Washington 4 - Los Angeles 3	Dainius Zubrus	2:28	Washington
4/4/15	Ottawa 4 - Washington 3	Kyle Turris	3:14	Ottawa	1/6/07	Washington 3 - Atlanta 2	Alexander Semin	4:42	Washington
3/26/15	Washington 3 - New Jersey 2	Evgeny Kuznetsov	1:13	Washington	12/15/06	Washington 3 - Atlanta 2	Alex Ovechkin	0:06	Atlanta
2/11/15	Washington 5 - San Jose 4	Joel Ward	2:42	San Jose	11/18/06	Boston 3 - Washington 2	Glen Murray	2:06	Boston
1/31/15	Montreal 1 - Washington 0	Max Pacioretty	3:08	Montreal	11/6/06	Washington 4 - Ottawa 3	Chris Clark	1:33	Washington
1/8/15	Philadelphia 3 - Washington 2	Jakub Voracek	1:28	Philadelphia	10/14/06	Atlanta 4 - Washington 3	Ilya Kovalchuk	3:02	Washington
12/29/14	NY Islanders 4 - Washington 3	Johnny Boychuk	2:53	NY Islanders	4/10/06	Capitals 2 - Boston 1	Alex Ovechkin	3:30	Boston
12/18/14	Washington 5 - Columbus 4	Eric Fehr	0:42	Columbus	4/3/06	Carolina 6 - Capitals 5	Ray Whitney	3:35	Carolina
12/11/14	Columbus 3 - Washington 2	Nick Foligno	4:41	Washington	3/30/06	Montreal 3 - Capitals 2	Saku Koivu	4:02	Montreal
11/26/14	NY Islanders 3 - Washington 2	John Tavares	4:36	NY Islanders	3/23/06	Tampa Bay 4 - Capitals 3	Pavel Kubina	0:37	Tampa Bay
11/18/14	Washington 2 - Arizona 1	Eric Fehr	3:16	Arizona	3/4/06	Atlanta 3 - Capitals 2	Marian Hossa	1:49	Atlanta
11/8/14	Washington 4 - Carolina 3	Nicklas Backstrom	4:46	Washington	1/13/06	Capitals 3 - Anaheim 2	Alex Ovechkin	3:04	Anaheim
11/4/14	Calgary 4 - Washington 3	Sean Monahan	4:17	Washington	1/10/06	Chicago 4 - Capitals 3	Kyle Calder	2:01	Washington
3/2/14	Philadelphia 5 - Washington 4	Vincent Lecavalier	2:45	Washington	12/27/05	Boston 4 - Capitals 3	Brad Stuart	2:04	Washington
2/2/14	Washington 6 - Detroit 5	Alex Ovechkin	2:37	Washington	4/3/04	NY Rangers 3 - Capitals 2	Bobby Holik	1:08	Washington
1/28/14	Washington 5 - Buffalo 4	Mike Green	1:00	Buffalo	3/18/04	Capitals 4 - NY Rangers 3	Kip Miller	1:18	NY Rangers
1/2/14	Carolina 4 - Washington 3	Jeff Skinner	1:20	Washington	1/17/04	New Jersey 2 - Capitals 1	Patrick Elias	2:17	New Jersey
12/21/13	New Jersey 5 - Washington 4	Andy Greene	0:43	Washington	11/22/03	Florida 3 - Capitals 2	Stephen Weiss	1:43	Washington
11/30/13	Washington 3 - NY Islanders 2	Alex Ovechkin	2:07	New York	3/29/03	Toronto 4 - Capitals 3	Mats Sundin	2:56	Toronto
11/12/13	Washington 4 - Columbus 3	Alex Ovechkin	1:34	Washington	3/25/03	Capitals 4 - Montreal 3	Josef Boumedienne	3:09	Montreal
4/27/13	Washington 3 - Boston 2	Eric Fehr	3:23	Washington	3/10/03	Capitals 2 - Philadelphia 1	Peter Bondra	0:21	Washington
4/25/13	Ottawa 2 - Washington 1	Sergei Gonchar	0:47	Washington	3/8/03	Boston 5 - Capitals 4	Sean O'Donnell	2:15	Boston
4/13/13	Washington 6 - Tampa Bay 5	Mike Green	2:59	Washington	3/1/03	New Jersey 2 - Capitals 1	Scott Stevens	2:54	New Jersey
3/31/13	Philadelphia 5 - Washington 4	Ruslan Fedotenko	1:34	Philadelphia	1/15/03	NY Rangers 2 - Capitals 1	Joel Bouchard	1:58	Washington
3/5/13	Washington 4 - Boston 3	Eric Fehr	0:37	Washington	1/13/03	Capitals 4 - NY Islanders 3	Jaromir Jagr	4:23	Washington
2/12/13	Washington 6 - Florida 5	Troy Brouwer	0:32	Florida	1/1/03	Phoenix 2 - Capitals 1	Tony Amonte	1:20	Washington
1/25/13	New Jersey 3 - Washington 2	Ilya Kovalchuk	4:39	New Jersey	12/28/02	New Jersey 2 - Capitals 1	Scott Niedermayer	4:10	New Jersey
3/23/12	Winnipeg 4 - Washington 3	Tim Stapleton	2:37	Washington	12/16/02	Capitals 7 - Atlanta 6	Michael Nylander	2:24	Washington
3/8/12	Washington 3 - Tampa Bay 2	Alex Ovechkin	4:09	Washington	11/7/02	Capitals 2 - Florida 1	Jaromir Jagr	3:56	Washington
3/6/12	Carolina 4 - Washington 3	Justin Faulk	3:38	Washington	11/5/02	Capitals 4 - Columbus 3	Peter Bondra	4:56	Columbus
2/28/12	Washington 3 - NY Islanders 2	Alex Ovechkin	1:35	Washington	4/13/02	New Jersey 4 - Capitals 3	Scott Niedermayer	1:53	Washington
1/31/12	Tampa Bay 4 - Washington 3	Steven Stamkos	2:45	Tampa Bay	3/2/02	Capitals 3 - Ottawa 2	Jaromir Jagr	1:53	Ottawa
1/22/12	Pittsburgh 4 - Washington 3	Evgeni Malkin	1:31	Pittsburgh	1/27/02	Buffalo 3 - Capitals 2	Stu Barnes	1:30	Washington
12/3/11	Washington 3 - Ottawa 2	Brooks Laich	0:12	Washington	1/14/02	Capitals 1 - Boston 0	Dainius Zubrus	0:13	Washington
11/23/11	Washington 4 - Winnipeg 3	Jason Chimera	1:52	Washington	12/28/01	Capitals 3 - Dallas 2	Ken Klee	2:03	Dallas
11/1/11	Washington 5 - Anaheim 4	Nicklas Backstrom	2:18	Washington	12/2/01	Capitals 4 - Carolina 3	Jeff Halpern	3:24	Carolina
10/13/11	Washington 3 - Pittsburgh 2	Dennis Wideman	2:48	Pittsburgh	10/24/01	Capitals 4 - Florida 3	Peter Bondra	0:45	Florida
10/8/11	Washington 4 - Carolina 3	Mike Green	2:24	Washington	10/16/01	Capitals 3 - Los Angeles 2	Peter Bondra	0:21	Los Angeles
4/2/11	Washington 5 - Buffalo 4	Alex Ovechkin	3:19	Washington	4/1/01	Red Wings 2 - Capitals 1	Steve Yzerman	0:11	Detroit
3/31/11	Washington 4 - Columbus 3	Jason Chimera	2:30	Washington	3/30/01	Hurricanes 4 - Capitals 3	Rod Brind'Amour	3:07	Carolina
3/13/11	Washington 4 - Chicago 3	Mike Knuble	3:51	Washington	3/1/01	Maple Leafs 3 - Capitals 2	Gary Roberts	1:21	Washington
3/6/11	Washington 3 - Florida 2	Alexander Semin	0:48	Florida	2/14/01	Capitals 4 - Canucks 3	Adam Oates	4:19	Vancouver
3/1/11	Washington 2 - NY Islanders	Alex Ovechkin	1:55	Washington	11/22/00	Capitals 3 - Canucks 2	Andrei Nikolishin	4:17	Washington
1/18/11	Philadelphia 3 - Washington 2	Andrei Meszaros	1:07	Philadelphia	10/17/00	Avanche 4 - Capitals 3	Peter Forsberg	2:37	Washington
1/11/11	Florida 4 - Washington 3	Dennis Wideman	2:51	Florida	3/30/00	Penguins 4 - Capitals 3	Hans Jonsson	2:25	Washington
1/4/11	Tampa Bay 1 - Washington 0	Martin St. Louis	2:54	Washington	2/23/00	Capitals 3 - Panthers 2	Chris Simon	0:55	Washington
12/15/10	Anaheim 2 - Washington 1	Ryan Getzlaf	4:03	Washington	1/28/00	Capitals 3 - Coyotes 2	Calle Johansson	4:59	Washington
11/13/10	Buffalo 3 - Washington 2	Tomas Vanek	4:00	Buffalo	1/14/00	Capitals 3 - Devils 2	Adam Oates	4:37	New Jersey
11/7/10	Washington 3 - Philadelphia 2	Mike Green	0:29	Washington	12/29/99	Capitals 3 - Penguins 2	Adam Oates	4:32	Washington

# Overtime History

DATE	RESULT	SCORER	TIME	SITE	DATE	RESULT	SCORER	TIME	SITE
12/17/99	Capitals 3 - Rangers 2	Calle Johansson	0:31	New York	11/19/90	Capitals 3 - Red Wings 2	John Druce	2:31	Detroit
11/11/99	Rangers 5 - Capitals 4	Tim Taylor	1:04	Washington	10/25/90	Blackhawks 3 - Capitals 2	Steve Larmer	0:08	Chicago
3/17/99	Capitals 2 - Stars 1	Brian Bellows	0:35	Washington	2/4/90	Oilers 5 - Capitals 4	Jari Kurri	3:13	Washington
3/13/99	Flames 5 - Capitals 4	Valeri Bure	3:31	Washington	1/31/90	Capitals 4 - North Stars 3	John Tucker	0:35	Minnesota
3/9/99	Avalanche 3 - Capitals 2	Sandis Ozolinsh	0:19	Washington	10/16/89	Capitals 4 - Canadiens 3	Dale Hunter	3:37	Montreal
1/16/99	Capitals 3 - Hurricanes 2	Kelly Miller	0:09	Carolina	2/10/89	Kings 7 - Capitals 6	Luc Robitaille	1:39	Washington
11/21/98	Bruins 5 - Capitals 4	Jason Allison	4:29	Boston	2/1/89	Capitals 4 - Rangers 3	Mike Ridley	1:51	New York
4/8/98	Stars 4 - Capitals 3	J. Langenbrunner	3:38	Dallas	1/20/89	Devils 6 - Capitals 5	Kirk Muller	4:25	Washington
1/31/98	Capitals 3 - Flyers 2	Michal Pivonka	2:23	Philadelphia	11/5/88	Islanders 4 - Capitals 3	Pat LaFontaine	0:10	New York
1/21/98	Capitals 3 - Lightning 2	Kelly Miller	3:32	Tampa Bay	10/29/88	Oilers 4 - Capitals 3	Jari Kurri	4:44	Edmonton
12/5/97	Capitals 3 - Panthers 2	Jeff Toms	3:32	Washington	10/25/88	Capitals 4 - Canucks 3	Mike Ridley	2:55	Vancouver
12/2/97	Capitals 3 - Rangers 2	Joe Juneau	3:35	New York	4/2/88	Penguins 7 - Capitals 6	Mario Lemieux	4:07	Washington
2/14/97	Capitals 5 - Lightning 4	Steve Konowalchuk	2:57	Washington	2/14/88	Capitals 5 - Flames 4	Mike Gartner	0:20	Washington
1/1/97	Capitals 3 - Whalers 2	Steve Konowalchuk	3:01	Washington	2/2/88	Penguins 3 - Capitals 2	Mario Lemieux	4:11	Pittsburgh
12/26/96	Red Wings 5 - Capitals 4	Sergei Fedorov	2:39	Detroit	1/31/88	Capitals 1 - Flyers 0	Kelly Miller	3:27	Washington
11/12/96	Devils 3 - Capitals 2	Scott Niedermayer	3:04	New Jersey	11/10/87	Islanders 4 - Capitals 3	Brad Lauer	4:25	New York
3/27/96	Capitals 1 - Canadiens 0	Michal Pivonka	4:14	Montreal	10/30/87	Jets 3 - Capitals 2	Dale Hawerchuk	2:15	Winnipeg
2/3/96	Capitals 6 - Islanders 5	Michal Pivonka	1:21	Washington	4/5/87	Capitals 6 - Devils 5	Lou Franceschetti	0:12	New Jersey
1/28/96	Capitals 3 - Flyers 2	Steve Konowalchuk	4:20	Washington	4/4/87	Capitals 3 - Flyers 2	Larry Murphy	3:19	Washington
12/14/95	Capitals 4 - Islanders 3	Steve Konowalchuk	2:16	Washington	3/7/87	Bruins 3 - Capitals 2	Steve Kasper	1:26	Boston
11/17/95	Penguins 3 - Capitals 2	Jaromir Jagr	2:48	Washington	2/7/87	Rangers 5 - Capitals 4	Tomas Sandstrom	4:20	Washington
3/26/95	Whalers 4 - Capitals 3	Geoff Sanderson	2:16	Washington	1/1/87	Capitals 4 - Penguins 3	Mike Gartner	1:30	Washington
4/5/94	Islanders 4 - Capitals 3	Benoit Hogue	3:34	Washington	12/1/86	Capitals 2 - Canadiens 1	Alan Haworth	1:48	Montreal
3/15/94	Capitals 5 - Penguins 4	Randy Burridge	0:40	Pittsburgh	10/13/86	Capitals 7 - Rangers 6	Mike Gartner	3:20	New York
10/25/93	Flames 3 - Capitals 2	Ted Drury	2:57	Calgary	2/25/86	Capitals 4 - Red Wings 3	Peter Andersson	0:36	Washington
10/24/93	Capitals 3 - Oilers 2	Kelly Miller	1:39	Edmonton	2/8/86	Capitals 5 - Oilers 4	Bengt Gustafsson	3:42	Washington
4/12/93	Capitals 3 - Canadiens 2	Mike Ridley	4:12	Montreal	12/5/85	Capitals 3 - Blues 2	Scott Stevens	1:29	Washington
2/27/93	Bruins 5 - Capitals 4	Vladimir Ruzicka	2:03	Boston	10/16/85	Capitals 6 - Maple Leafs 5	Gaetan Duchesne	0:47	Toronto
12/29/92	Capitals 4 - Rangers 3	Michal Pivonka	1:28	Washington	12/27/84	Capitals 5 - Islanders 4	Doug Jarvis	4:10	New York
11/14/92	Devils 4 - Capitals 3	Bobby Holik	2:09	Washington	12/1/84	Capitals 5 - Bruins 4	Dave Christian	1:20	Boston
4/12/92	Capitals 4 - Devils 3	Peter Bondra	2:15	New Jersey	10/31/84	Capitals 4 - Flames 3	Mike Gartner	1:58	Washington
3/7/92	Capitals 3 - Devils 2	Dale Hunter	2:49	Washington	2/19/84	Jets 4 - Capitals 3	Doug Small	1:55	Winnipeg
12/22/91	Flyers 4 - Capitals 3	Brad Jones	1:10	Philadelphia	12/28/83	Red Wings 3 - Capitals 2	John Ogrordnick	3:55	Washington
11/20/91	Devils 6 - Capitals 5	Stephane Richer	1:41	New Jersey	11/4/83	Capitals 5 - Canucks 4	Bengt Gustafsson	1:01	Washington
1/31/91	Capitals 4 - Islanders 3	Dale Hunter	1:44	New York	10/8/83	Islanders 8 - Capitals 7	Bob Bourne	2:01	Washington
1/29/91	Penguins 3 - Capitals 2	Paul Stanton	2:46	Pittsburgh					
1/27/91	Capitals 5 - Islanders 4	Kelly Miller	4:21	Washington					
1/22/91	Capitals 2 - Red Wings 1	Mike Ridley	3:08	Detroit					
11/24/90	Penguins 3 - Capitals 2	Mark Recchi	1:11	Pittsburgh					

OVERALL							HOME							ROAD							FRANCHISE OVERTIME GOAL LEADERS						
Year	GP	W	L	T	SOL	Pts	GP	W	L	T	SOL	Pts	GP	W	L	T	SOL	Pts	Player	OT Goals							
1983-84	9	1	3	5	0	7	6	1	2	3	0	5	3	0	1	2	0	2	Alex Ovechkin	22							
1984-85	12	3	0	9	0	15	3	1	0	2	0	4	9	2	0	7	0	11									
1985-86	11	4	0	7	0	15	5	3	0	2	0	8	6	1	0	5	0	7	Mike Green	8							
1986-87	17	5	2	10	0	20	6	2	1	3	0	7	11	3	1	7	0	13	Nicklas Backstrom	7							
1987-88	15	2	4	9	0	13	7	2	1	4	0	8	8	0	3	5	0	5	Evgeny Kuznetsov	5							
1988-89	16	2	4	10	0	14	5	0	2	3	0	3	11	2	2	7	0	11	Peter Bondra	5							
1989-90	9	2	1	6	0	10	4	0	1	3	0	3	5	2	0	3	0	7	Kelly Miller	5							
1990-91	14	4	3	7	0	15	6	1	0	5	0	7	8	3	3	2	0	8	Brooks Laich	4							
1991-92	12	2	2	8	0	12	4	1	0	3	0	5	8	1	2	5	0	7	Steve Konowalchuk	4							
1992-93	11	2	2	7	0	11	8	1	1	6	0	8	3	1	1	1	0	3	Michal Pivonka	4							
1993-94	14	2	2	10	0	14	10	0	1	9	0	9	4	2	1	1	0	5	Mike Ridley	4							
1994-95	9	0	1	8	0	8	4	0	1	3	0	3	5	0	0	5	0	5	Alexander Semin	4							
1995-96	16	4	1	11	0	19	9	3	1	5	0	11	7	1	0	6	0	8	Eric Fehr	4							
1996-97	13	2	2	9	0	13	7	2	0	5	0	9	6	0	2	4	0	4	Tomas Fleischmann	3							
1997-98	17	4	1	12	0	20	7	1	0	6	0	8	10	3	1	6	0	12	Dale Hunter	3							
1998-99	11	2	3	6	0	10	5	1	2	2	0	4	6	1	1	4	0	6	Jaromir Jagr	3							
1999-00	19	5	2	12	0	24	13	3	2	8	0	16	6	2	0	4	0	8	Adam Oates	3							
2000-01	16	2	4	10	0	18	9	1	2	6	0	10	7	1	2	4	0	8									
2001-02	19	6	2	11	0	25	9	1	2	6	0	10	10	5	0	5	0	15									
2002-03	20	6	6	8	0	26	8	4	2	2	0	12	12	2	4	6	0	14									
2003-04	14	1	3	10	0	15	9	1	2	6	0	10	5	0	1	4	0	5									
2005-06	2	9	6	0	6	30	12	5	2	0	5	17	9	4	4	0	1	13									
2006-07	19	5	3	0	11	24	11	4	1	0	6	15	8	1	2	0	5	9									
2007-08	19	11	4	0	4	30	8	5	1	0	2	13	11	6	3	0	2	17									
2008-09	18	10	3	0	5	28	7	4	1	0	2	11	11	6	2	0	3	17									
2009-10	24	11	7	0	6	35	13	7	3	0	3	20	11	4	4	0	3	15									
2010-11	25	14	5	0	6	39	17	9	2	0	6	26	8	5	3	0	0	13									
2011-12	19	11	4	0	4	30	12	8	2	0	2	20	7	3	2	0	2	10									
2012-13	10	7	3	0	0	17	5	4	1	0	0	9	5	3	2	0	0	8									
2013-14	28	14	3	0	11	42	15	8	3	0	4	23	13	6	0	0	7	19									
2014-15	21	10	7	0	4	31	10	5	2	0	3	15	11	5	5	0	1	16									
2015-16	19	11	6	0	2	30	7	3	4	0	0	10	12	8	2	0	2	20									
2016-17	18	10	3	0	5	28	8	6	1	0	1	14	10	4	2	0	4	14									
2017-18	18	11	6	0	1	29	9	7	2	0	0	16	9	4	4	0	1	13									
TOTAL	553	195	108	185	65	717	278	104	48	92	35	365	275	91	60	93	31	348									

## OVERTIME RECORD BY OPPONENT

	GP	W	L	T	SOL	Pts		GP	W	L	T	SOL	Pts
Anaheim	7	5	1	1	0	12	Montreal	27	12	3	10	2	39
Arizona	16	3	4	8	1	19	Nashville	7	4	1	1	1	10
Boston	36	11	7	14	4	47	New Jersey	33	7	12	7	7	40
Buffalo	20	5	3	10	2	25	NY Islanders	37	19	9	8	1	56
Calgary	16	3	4	9	0	19	NY Rangers	29	12	4	9	3	41
Carolina	34	13	6	12	3	47	Ottawa	15	5	5	5	0	20
Chicago	10	3	2	5	0	12	Philadelphia	36	12	8	12	4	48
Colorado	7	0	2	5	0	6	Pittsburgh	30	7	9	9	4	36
Columbus	11	6	3	1	1	16	St. Louis	11	3	0	7	1	14
Dallas	14	6	1	6	1	19	San Jose	6	2	0	1	3	8
Detroit	20	8	4	5	3	28	Tampa Bay	25	10	4	6	5	35
Edmonton	10	4	2	3	1	10	Toronto	17	5	2	6	4	22
Florida	29	11	3	9	6	40	Vancouver	10	4	0	5	1	14
Los Angeles	12	2	2	6	2	14	Vegas	0	0	0	0	0	0
Minnesota	3	2	0	0	1	5	Winnipeg	24	10	6	5	3	34





# Shootout History

Date	Shootout Score	Rounds	Clinching Goal	Caps Goaltender	Site
12/28/17	Washington 1 - Boston 0	3	Alex Ovechkin	Braden Holtby	Washington
12/27/17	NY Rangers 2 - Washington 0	3	Mats Zuccarello	Philipp Grubauer	New York
11/12/17	Washington 1 - Edmonton 0	3	T.J. Oshie	Braden Holtby	Washington
10/5/17	Washington 2 - Ottawa 1	3	Evgeny Kuznetsov	Braden Holtby	Ottawa
3/23/17	Washington 2 - Columbus 1	3	T.J. Oshie	Braden Holtby	Washington
2/18/17	Detroit 3 - Washington 2	5	Henrik Zetterberg	Braden Holtby	Detroit
12/29/16	New Jersey 2 - Washington 1	2	Jacob Josefson	Braden Holtby	Washington
12/21/16	Philadelphia 3 - Washington 2	4	Wayne Simmonds	Braden Holtby	Philadelphia
12/16/16	Washington 4 - Carolina 3	2	Evgeny Kuznetsov	Philipp Grubauer	Carolina
12/3/16	Tampa Bay 2 - Washington 1	4	Brian Boyle	Braden Holtby	Tampa Bay
10/13/16	Pittsburgh 3 - Washington 2	4	Phil Kessel	Braden Holtby	Pittsburgh
3/30/16	Philadelphia 2 - Washington 1	2	Nick Cousins	Braden Holtby	Philadelphia
3/7/16	Washington 2 - Anaheim 1	3	Nicklas Backstrom	Braden Holtby	Anaheim
2/6/16	Washington 2 - New Jersey 1	3	Alex Ovechkin	Braden Holtby	New Jersey
1/2/16	Columbus 2 - Washington 1	3	Ryan Johansen	Braden Holtby	Columbus
12/8/15	Washington 2 - Detroit 0	2	T.J. Oshie	Braden Holtby	Washington
11/7/15	Washington 1 - Toronto 0	4	Alex Ovechkin	Braden Holtby	Washington
4/2/15	Washington 1 - Montreal 0	4	Troy Brouwer	Braden Holtby	Montreal
3/16/15	Washington 1 - Buffalo 0	3	Evgeny Kuznetsov	Braden Holtby	Buffalo
2/21/15	Washington 1 - NY Islanders 0	3	Evgeny Kuznetsov	Braden Holtby	Washington
2/6/15	Washington 2 - Anaheim 1	3	Nicklas Backstrom	Philipp Grubauer	Washington
1/20/15	Edmonton 2 - Washington 1	4	Teddy Purcell	Braden Holtby	Washington
12/16/14	Florida 6 - Washington 5	20	Nick Bjugstad	Braden Holtby	Florida
10/18/14	Washington 3 - Florida 1	3	Nicklas Backstrom	Justin Peters	Washington
10/14/14	San Jose 1 - Washington 0	3	Joe Pavelski	Justin Peters	Washington
10/9/14	Montreal 3 - Washington 2	5	Brendan Gallagher	Braden Holtby	Washington
4/13/14	Tampa Bay 1 - Washington 0	3	Matt Carle	Braden Holtby	Washington
4/5/14	Washington 1 - NY Islanders 0	3	Evgeny Kuznetsov	Braden Holtby	New York
3/30/14	Nashville 1 - Washington 0	3	Craig Smith	Jaroslav Halak	Nashville
3/25/14	Los Angeles 2 - Washington 0	2	Anze Kopitar	Jaroslav Halak	Washington
3/22/14	Washington 2 - San Jose 1	3	Nicklas Backstrom	Braden Holtby	San Jose
3/20/14	Los Angeles 2 - Washington 1	3	Marian Gaborik	Jaroslav Halak	Los Angeles
1/31/14	Detroit 1 - Washington 0	7	Patrick Eaves	Michal Neuvirth	Detroit
1/14/14	San Jose 1 - Washington 0	3	Patrick Marleau	Philipp Grubauer	Washington
1/12/14	Buffalo 1 - Washington 0	3	Cody Hodgson	Philipp Grubauer	Washington
12/29/13	Buffalo 1 - Washington 0	6	Steve Ott	Philipp Grubauer	Buffalo
12/15/13	Washington 2 - Philadelphia 1	3	Nicklas Backstrom	Philipp Grubauer	Washington
12/13/13	Florida 4 - Washington 3	10	Tomas Kopecky	Philipp Grubauer	Florida
12/10/13	Washington 3 - Tampa Bay 2	5	Troy Brouwer	Philipp Grubauer	Washington
11/29/13	Washington 3 - Montreal 2	4	Mikhail Grabovski	Braden Holtby	Washington
11/23/13	Toronto 2 - Washington 1	4	Joffrey Lupul	Braden Holtby	Toronto
11/15/13	Washington 1 - Detroit 0	3	Nicklas Backstrom	Braden Holtby	Detroit
11/9/13	Phoenix 2 - Washington 0	2	Antoine Vermette	Michal Neuvirth	Phoenix
11/7/13	Washington 1 - Minnesota 0	3	Nicklas Backstrom	Braden Holtby	Washington
11/2/13	Washington 3 - Florida 1	3	Brooks Laich	Michal Neuvirth	Washington
10/22/13	Washington 4 - Winnipeg 3	6	Martin Erat	Braden Holtby	Winnipeg
10/3/13	Washington 2 - Calgary 0	2	Mikhail Grabovski	Michal Neuvirth	Washington
4/4/13	Washington 1 - NY Islanders 0	3	Alex Ovechkin	Braden Holtby	Washington
3/30/13	Washington 2 - Buffalo 0	2	Matt Hendricks	Braden Holtby	Buffalo
3/24/13	Washington 2 - NY Rangers 1	4	Nicklas Backstrom	Braden Holtby	NY Rangers
3/31/12	Washington 2 - Montreal 0	3	Matt Hendricks	Michal Neuvirth	Washington
3/29/12	Washington 3 - Boston 2	4	Brooks Laich	Michal Neuvirth	Boston
3/22/12	Philadelphia 2 - Washington 1	4	Wayne Simmonds	Braden Holtby	Philadelphia
3/13/12	Washington 2 - NY Islanders 1	4	Matt Hendricks	Michal Neuvirth	NY Islanders
2/9/12	Winnipeg 2 - Washington 1	3	Bryan Little	Tomas Vokoun	Washington
12/23/11	New Jersey 2 - Washington 0	3	Ilya Kovalchuk	Michal Neuvirth	New Jersey
11/12/11	New Jersey 2 - Washington 1	4	David Clarkson	Michal Neuvirth	Washington
10/10/11	Washington 2 - Tampa Bay 0	3	Matt Hendricks	Tomas Vokoun	Washington
4/5/11	Washington 3 - Boston 2	4	Mike Knuble	Michal Neuvirth	Toronto
3/29/11	Carolina 3 - Washington 2	3	Jeff Skinner	Semyon Varlamov	Washington
3/22/11	Washington 5 - Philadelphia 4	3	Alexander Semin	Michal Neuvirth	Philadelphia
3/7/11	Washington 2 - Tampa Bay 1	3	Alex Ovechkin	Braden Holtby	Tampa Bay
2/1/11	Montreal 3 - Washington 2	3	Brian Gionta	Semyon Varlamov	Washington
1/24/11	NY Rangers 2 - Washington 1	4	Artem Anisimov	Braden Holtby	Washington
12/23/10	Pittsburgh 3 - Washington 2	7	Pascal Dupuis	Michal Neuvirth	Washington
12/6/10	Toronto 5 - Washington 4	3	Mikhail Grabovski	Michal Neuvirth	Washington
11/28/10	Washington 3 - Carolina 2	3	Alex Ovechkin	Semyon Varlamov	Washington
11/20/10	Philadelphia 5 - Washington 4	3	Danny Briere	Michal Neuvirth	Washington
11/3/10	Washington 5 - Toronto 4	3	Alex Ovechkin	Michal Neuvirth	Washington
4/11/10	Boston 2 - Washington 0	3	David Krejci	Semyon Varlamov	Washington
3/25/10	Carolina 2 - Washington 1	5	Chad Larose	Semyon Varlamov	Carolina
3/24/10	Washington 3 - Chicago 2	4	Mike Knuble	Jose Theodore	Washington
3/8/10	Dallas 2 - Washington 1	5	Loui Eriksson	Semyon Varlamov	Washington
2/13/10	St. Louis 1 - Washington 0	4	David Perron	Jose Theodore	St. Louis
1/13/10	Washington 3 - Florida 2	6	Tomas Fleischmann	Jose Theodore	Florida
11/28/09	Washington 1 - Montreal 0	3	Nicklas Backstrom	Semyon Varlamov	Montreal
11/21/09	Toronto 2 - Washington 0	3	Phil Kessel	Semyon Varlamov	Toronto
11/11/09	Washington 2 - NY Islanders 1	11	Chris Clark	Semyon Varlamov	Washington
10/17/09	Washington 1 - Nashville 0	3	Alex Ovechkin	Semyon Varlamov	Washington
10/12/09	New Jersey 2 - Washington 1	3	Jamie Langenbrunner	Jose Theodore	Washington
3/24/09	Toronto 1 - Washington 0	3	Jeff Hamilton	Jose Theodore	Toronto
3/14/09	Washington 2 - Carolina 0	3	Alexander Semin	Jose Theodore	Washington
3/8/09	Pittsburgh 1 - Washington 0	3	Sidney Crosby	Jose Theodore	Washington
2/18/09	Washington 2 - Montreal 0	2	Alexander Semin	Jose Theodore	Washington
2/11/09	NY Rangers 2 - Washington 1	4	Ryan Callahan	Jose Theodore	NY Rangers
1/6/09	Washington 1 - Philadelphia 0	3	Viktor Kozlov	Jose Theodore	Washington

# Shootout History

Date	Shootout Score	Rounds	Clinching Goal	Caps Goaltender	Site
11/15/08	New Jersey 1 - Washington 0	3	Zach Parise	Jose Theodore	New Jersey
10/28/08	Washington 2 - Nashville 1	4	Michael Nylander	Jose Theodore	Washington
10/18/08	New Jersey 1 - Washington 0	3	Zach Parise	Brent Johnson	Washington
3/25/08	Washington 1 - Carolina 0	3	Viktor Kozlov	Cristobal Huet	Carolina
3/16/08	Washington 2 - Boston 0	3	Alexander Semin	Cristobal Huet	Washington
2/20/08	NY Islanders 1 - Washington 0	3	Mike Comrie	Olie Kolzig	Washington
2/13/08	Atlanta 2 - Washington 0	2	Eric Perrin	Olie Kolzig	Atlanta
1/21/08	Washington 2 - Pittsburgh 1	3	Alexander Semin	Olie Kolzig	Pittsburgh
1/17/08	Washington 1 - Edmonton 0	12	Matt Bradley	Olie Kolzig	Washington
12/17/07	Detroit 3 - Washington 1	3	Henrik Zetterberg	Olie Kolzig	Detroit
11/28/07	Florida 4 - Washington 3	11	Stephen Weiss	Olie Kolzig	Washington
3/15/07	Boston 2 - Washington 1	3	Phil Kessel	Olie Kolzig	Boston
3/1/07	Tampa Bay 1 - Washington 0	10	Nick Tarnasky	Brent Johnson	Washington
2/27/07	Florida 2 - Washington 0	3	Jozef Stumpel	Frederic Cassivi	Washington
2/21/07	San Jose 2 - Washington 1	3	Jonathan Cheechoo	Brent Johnson	Washington
2/15/07	Tampa Bay 1 - Washington 0	3	Martin St. Louis	Brent Johnson	Tampa Bay
2/6/07	Boston 2 - Washington 1	3	Phil Kessel	Olie Kolzig	Washington
2/4/07	Washington 1 - NY Islanders 0	3	Alexander Semin	Olie Kolzig	Washington
12/11/06	Pittsburgh 2 - Washington 1	3	Evgeni Malkin	Olie Kolzig	Washington
11/15/06	Boston 1 - Washington 0	3	Patrice Bergeron	Olie Kolzig	Washington
10/27/06	Vancouver 2 - Washington 0	3	Mats Naslund	Olie Kolzig	Vancouver
10/19/06	Atlanta 2 - Washington 0	2	Vyacheslav Kozlov	Brent Johnson	Atlanta
10/12/06	Minnesota 1 - Washington 0	3	Mikko Koivu	Brent Johnson	Minnesota
4/15/06	Washington 2 - Florida 1	4	Matt Pettinger	Brent Johnson	Florida
4/5/06	Carolina 1 - Washington 0	3	Matt Cullen	Brent Johnson	Washington
3/18/06	Florida 1 - Washington 0	3	Joe Nieuwendyk	Olie Kolzig	Washington
3/10/06	New Jersey 3 - Washington 2	5	Sergei Brylin	Olie Kolzig	Washington
1/19/06	Washington 2 - St. Louis 1	4	Matt Pettinger	Olie Kolzig	Washington
1/8/06	Florida 2 - Washington 1	3	Joe Nieuwendyk	Olie Kolzig	Washington
12/31/05	Washington 2 - Philadelphia 1	3	Brian Willisie	Olie Kolzig	Washington
12/22/05	Washington 1 - Atlanta 0	3	Alex Ovechkin	Brent Johnson	Atlanta
11/26/05	NY Rangers 4 - Washington 3	15	Marek Malik	Olie Kolzig	New York
11/23/05	Tampa Bay 2 - Washington 1	5	Vaclav Prospal	Olie Kolzig	Washington
11/15/05	Washington 1 - Tampa Bay 0	3	Alex Ovechkin	Brent Johnson	Washington
11/4/05	Washington 1 - Atlanta 0	3	Alex Ovechkin	Olie Kolzig	Washington
10/16/05	Washington 2 - Tampa Bay 1	3	Petr Sykora	Olie Kolzig	Washington

## SHOOTOUT RECORD BY OPPONENT

	GP	W	L
Anaheim	2	2	0
Arizona	1	0	1
Boston	8	4	4
Buffalo	4	2	2
Calgary	1	1	0
Carolina	7	5	2
Chicago	1	1	0
Columbus	2	1	1
Dallas	1	0	1
Detroit	5	2	3
Edmonton	3	2	1
Florida	10	4	6
Los Angeles	2	0	2
Minnesota	2	1	1
Montreal	7	5	2
Nashville	3	2	1
New Jersey	8	1	7
NY Islanders	7	6	1
NY Rangers	5	1	4
Ottawa	1	1	0
Philadelphia	8	4	4
Pittsburgh	5	1	4
San Jose	3	1	2
St. Louis	2	1	1
Tampa Bay	11	5	6
Toronto	6	2	4
San Jose	1	0	1
Vancouver	1	0	1

## GOALTENDER SHOOTOUT STATISTICS

Goaltender	Record	GA/ATT
<b>Braden Holtby</b>	<b>21-14</b>	<b>43/135 (68.15%)</b>
Michal Neuvirth	8-7	17/51 (66.7%)
Olie Kolzig	7-13	34/92 (63.0%)
Jose Theodore	6-6	13/38 (65.8%)
Semyon Varlamov	4-6	12/41 (70.7%)
Brent Johnson	3-6	8/34 (76.5%)
Philipp Grubauer	4-5	15/36 (58.3%)
Cristobal Huet	2-0	0/5 (0.0%)
Justin Peters	1-1	2/4 (50.0%)
Tomas Vokoun	1-1	2/4 (50.0%)
Frederic Cassivi	0-1	2/3 (33.3%)
Jaroslav Halak	0-3	5/8 (37.5%)

## SHOOTOUT RECORD BY YEAR

Year	W	L	G	ATT	PCT	GA	ATT	PCT
2017-18	3	1	4	11	36.4	3	11	72.7
2016-17	2	5	8	24	33.3	11	24	54.2
2015-16	4	2	8	17	47.1	6	17	64.7
2014-15	5	4	16	47	34.0	14	46	69.6
2013-14	10	11	27	80	33.8	28	78	64.1
2012-13	3	0	5	9	55.6	1	9	88.9
2011-12	4	4	12	27	44.4	11	25	56.0
2010-11	5	6	11	36	30.6	12	36	66.7
2009-10	5	6	13	45	28.9	16	49	67.3
2008-09	4	5	8	28	28.6	7	24	70.8
2007-08	4	4	10	35	28.6	10	36	72.2
2006-07	1	11	5	40	12.5	16	38	57.9
2005-06	7	6	18	54	33.3	17	57	70.2
<b>TOTAL</b>	<b>54</b>	<b>64</b>	<b>141</b>	<b>442</b>	<b>34.2</b>	<b>149</b>	<b>439</b>	<b>66.9</b>

## INDIVIDUAL SHOOTOUT STATISTICS

Shooter	G/ATT	GDG	Shooter	G/ATT	GDG
<b>Alex Ovechkin</b>	<b>31/100</b>	<b>11</b>	<b>Andre Burakovsky</b>	<b>0/1</b>	
<b>Nicklas Backstrom</b>	<b>21/61</b>	<b>9</b>	Nate Schmidt	0/1	
Alexander Semin	15/43	6	<b>Matt Niskanen</b>	<b>0/1</b>	
<b>Evgeny Kuznetsov</b>	<b>13/30</b>	<b>5</b>	Michael Latta	0/1	
<b>T.J. Oshie</b>	<b>9/16</b>	<b>3</b>	John Erskine	0/1	
Matt Hendricks	8/13	4	Casey Wellman	0/1	
Brooks Laich	7/19	2	Kris Beech	0/1	
Eric Fehr	6/18		Steve Eminger	0/1	
Mikhail Grabovski	5/12	2	Sergei Fedorov	0/1	
Viktor Kozlov	4/11	2	Jamie Heward	0/1	
Matt Pettinger	4/13	2	Jiri Novotny	0/1	
Troy Brouwer	3/9	2	Tom Poti	0/1	
Brian Willisie	3/9	1	David Steckel	0/1	
Mike Knuble	2/4	2	Brian Sutherby	0/1	
<b>Brooks Orpik</b>	<b>1/1</b>		Richard Zednik	0/1	
<b>John Carlson</b>	<b>1/1</b>		Dainius Zubrus	0/1	
Bryan Muir	1/1		Keith Aucoin	0/1	
Petr Sykora	1/1	1	Justin Williams	0/1	
Joel Ward	1/2		<b>Brett Connolly</b>	<b>0/1</b>	
Andrew Cassels	1/2		Jay Beagle	0/2	
Dainius Zubrus	1/2		Jason Chimera	0/2	
Martin Erat	1/3	1	<b>Dmitry Orlov</b>	<b>0/2</b>	
Chris Clark	1/3		Donald Brashear	0/2	
Michael Nylander	1/4	1	Jeff Halpern	0/2	
Matt Bradley	1/5	1	Jakub Klepis	0/2	
Boyd Gordon	1/5		Mike Ribeiro	0/2	
Brendan Morrison	1/5		Brian Pothier	0/2	
Tomas Fleischmann	1/8	1	Marcus Johansson	0/4	
<b>Tom Wilson</b>	<b>0/1</b>		Ben Clymer	0/3	
Karl Alzner	0/1		Mathieu Perreault	0/4	
			Mike Green	0/8	



# Penalty Shot History

**Capitals:** 22 Goals on 58 Chances (37.9%)

Player	Opponent	Date	Goaltender	Result
Evgeny Kuznetsov	vs. NY Rangers	3/28/18	Henrik Lundqvist	No Goal
Chandler Stephenson	vs. Minnesota	11/18/17	Alex Stalock	No Goal
Jay Beagle	@ San Jose	3/12/16	Martin Jones	No Goal
Alex Ovechkin	@ Columbus	1/19/16	Sergei Bobrovsky	No Goal
Alex Ovechkin	vs. Buffalo	3/7/15	Anders Lindback	No Goal
Alex Ovechkin	@ New Jersey	12/20/14	Cory Schneider	No Goal
Alex Ovechkin	vs. Carolina	1/2/14	Anton Khudobin	No Goal
Mikhail Grabovski	@ NY Rangers	12/8/13	Henrik Lundqvist	Goal
Alex Ovechkin	@ Vancouver	10/28/13	Roberto Luongo	No Goal
Marcus Johansson	@ Philadelphia	3/22/12	Ilya Bryzgalov	No Goal
Troy Brouwer	@ Montreal	2/4/12	Peter Budaj	No Goal
Alexander Semin	@ Montreal	2/4/12	Peter Budaj	Goal
Jason Chimera	@ Buffalo	10/26/11	Jhonas Enroth	Goal
Mike Knuble	@ Vancouver	10/29/11	Roberto Luongo	Goal
David Steckel	@ Calgary	10/30/10	Henrik Karlsson	Goal
Alex Ovechkin	vs. New Jersey	10/9/10	Martin Brodeur	Goal
Alex Ovechkin	vs. Philadelphia	1/17/10	Ray Emery	Goal
Alexander Semin	@ Vancouver	12/18/09	Roberto Luongo	No Goal
Alexandre Giroux	vs. Boston	12/10/08	Manny Fernandez	No Goal
Alex Ovechkin	@ Carolina	12/7/08	Michael Leighton	No Goal
Michael Nylander	vs. Vancouver	10/13/08	Roberto Luongo	Goal
Alex Ovechkin	@ Atlanta	10/10/08	Kari Lehtonen	No Goal
Alexander Semin	@ Pittsburgh	2/18/07	Jocelyn Thibault	No Goal
Alex Ovechkin	vs. Dallas	11/30/06	Mike Smith	No Goal
Alex Ovechkin	@ Colorado	10/25/06	Peter Budaj	No Goal
Matt Pettinger	@ Florida	4/15/06	Jamie McLellan	No Goal
Alex Ovechkin	@ Boston	1/26/06	Tim Thomas	No Goal
Matt Pettinger	vs. Tampa Bay	11/23/05	John Grahame	Goal
Dainius Zubrus	vs. Boston	12/11/03	Andrew Raycroft	Goal
Michael Nylander	@ NY Islanders	12/21/02	Rick DiPietro	No Goal
Joe Sacco	@ Toronto	11/6/01	Curtis Joseph	No Goal
Joe Sacco	@ Carolina	3/30/01	Arturs Irbe	Goal
Ulf Dahlen	vs. Toronto	4/1/00	Curtis Joseph	No Goal
Richard Zednik	vs. NY Rangers	11/11/99	Mike Richter	No Goal
Peter Bondra	vs. Los Angeles	1/29/99	Stephane Fiset	Goal
Adam Oates	vs. Toronto	11/18/98	Curtis Joseph	Goal
Peter Bondra	vs. Los Angeles	3/4/98	Stephane Fiset	No Goal
Ken Klee	@ NY Rangers	3/12/97	Mike Richter	No Goal
Peter Bondra	@ Anaheim	12/13/96	Mikhail Shtalenkov	No Goal
Keith Jones	Montreal	11/1/95	Patrick Labrecque	No Goal
Steve Konowalchuk	@ NY Rangers	3/5/95	Mike Richter	No Goal
Michal Pivonka	@ Hartford	1/21/95	Sean Burke	No Goal
Reggie Savage	Minnesota	11/18/92	Jon Casey	Goal
Dimitri Khristich	Minnesota	1/7/92	Darcy Wakaluk	Goal
Dale Hunter	@ Pittsburgh	12/6/89	Wendel Young	No Goal
Yvon Corrivieu	New Jersey	1/19/88	Bob Sauve	No Goal
Mike Gartner	Philadelphia	4/4/87	Glenn Resch	Goal
Mike Gartner	@ Hartford	1/17/87	Mike Liut	Goal
Mike Gartner	@ NY Rangers	12/20/80	Wayne Thomas	Goal
Bengt Gustafsson	@ Los Angeles	2/12/80	Ron Grahame	No Goal
Rolf Edberg	NY Rangers	2/2/80	Doug Soetaert	Goal
Bengt Gustafsson	@ Minnesota	1/5/80	Gilles Meloche	No Goal
Guy Charron	Montreal	10/30/79	Denis Herron	No Goal
Blair Stewart	@ Montreal	4/7/79	Michel Larocque	No Goal
Hartland Monahan	NY Islanders	1/16/77	Glenn Resch	Goal
Nelson Pyatt	Toronto	3/9/75	Gord McRae	Goal
Steve Atkinson	@ Vancouver	2/1/75	Ken Lockett	Goal
Tom Williams	@ Buffalo	12/5/74	Gary Bromley	No Goal

## MOST CAREER PENALTY SHOT GOALS

Mike Gartner	3 (3 attempts)
<b>Alex Ovechkin</b>	<b>2 (12 attempts)</b>
17 players tied	1

## MOST CAREER PENALTY SHOT ATTEMPTS

<b>Alex Ovechkin</b>	<b>12 (2 goals)</b>
Mike Gartner	3 (3 goals)
Peter Bondra	3 (1 goal)
Alexander Semin	3 (1 goal)

**Opponent:** 22 Goals on 67 Chances (32.8%)

Player	Opponent	Date	Goaltender	Result
Gabriel Landeskog	@ Colorado	11/16/17	Philipp Grubauer	Goal
Brendan Gallagher	Montreal	2/24/16	Philipp Grubauer	No Goal
Scott Hartnell	@ Columbus	3/3/15	Braden Holtby	No Goal
Michael Grabner	vs. NY Islanders	2/4/14	Michal Neuvirth	No Goal
Brad Marchand	vs. Boston	3/5/13	Braden Holtby	Goal
Steve Bernier	vs. New Jersey	2/23/13	Braden Holtby	No Goal
Lauri Korpikoski	vs. Phoenix	11/21/11	Tomas Vokoun	Goal
Chad LaRose	vs. Carolina	3/29/11	Semyon Varlamov	No Goal
Evgeni Malkin	vs. Pittsburgh	12/23/10	Michal Neuvirth	No Goal
Mattias Tedenby	@ New Jersey	11/22/10	Braden Holtby	Goal
Brandon Sutter	vs. Carolina	3/10/10	Jose Theodore	No Goal
David Krejci	at Boston	2/2/10	Jose Theodore	No Goal
Ryan Clowe	at San Jose	12/30/09	Michal Neuvirth	Goal
Joe Thornton	at San Jose	12/30/09	Michal Neuvirth	Goal
Jim Slater	at Atlanta	10/29/09	Semyon Varlamov	No Goal
Darroll Powe	vs. Philadelphia	10/27/09	Jose Theodore	No Goal
Eric Staal	vs. Carolina	3/3/09	Michal Neuvirth	Goal
David Booth	vs. Florida	3/1/09	Jose Theodore	No Goal
Adam Hall	vs. Tampa Bay	1/1/09	Brent Johnson	No Goal
Chris Drury	vs. NY Rangers	11/8/08	Brent Johnson	No Goal
Daniel Alfredsson	@ Ottawa	12/29/07	Olie Kolzig	Goal
Chad Larose	@ Carolina	11/30/07	Olie Kolzig	No Goal
J-P Vigier	vs. Atlanta	1/6/07	Olie Kolzig	No Goal
Karel Rachunek	@ NY Rangers	12/30/06	Olie Kolzig	Goal
Mats Sundin	@ Toronto	12/23/06	Olie Kolzig	Goal
Marco Sturm	@ Boston	11/18/06	Brent Johnson	No Goal
Ryan Malone	@ Pittsburgh	1/25/06	Olie Kolzig	Goal
Erik Cole	vs. Carolina	1/21/06	Olie Kolzig	Goal
Mike Sillinger	vs. St. Louis	1/19/06	Olie Kolzig	No Goal
Steve Sullivan	vs. Nashville	12/7/05	Olie Kolzig	No Goal
Brett Hull	vs. Detroit	12/13/03	Olie Kolzig	No Goal
Andrei Markov	@ Montreal	3/25/03	Olie Kolzig	No Goal
Steve Sullivan	@ Chicago	11/15/02	Olie Kolzig	No Goal
Chad Kilger	vs. Montreal	10/19/01	Olie Kolzig	No Goal
Sergei Nemchinov	vs. New Jersey	3/11/00	Olie Kolzig	No Goal
Viktor Kozlov	vs. Florida	2/23/00	Olie Kolzig	Goal
Robert Reichel	@ Phoenix	3/25/99	Rick Tabaracci	No Goal
Jay Pandolfo	vs. New Jersey	12/30/98	Rick Tabaracci	No Goal
Mariusz Czerkawski	vs. NY Islanders	12/4/98	Rick Tabaracci	No Goal
Todd Marchant	vs. Edmonton	1/26/97	Olie Kolzig	No Goal
Todd Elik	vs. Boston	11/19/96	Jim Carey	No Goal
Mike Hough	@ Florida	2/29/96	Olie Kolzig	No Goal
Jeff Friesen	@ San Jose	12/2/95	Jim Carey	Goal
Jaromir Jagr	@ Pittsburgh	1/26/93	Don Beaupre	No Goal
Eric Lindros	Philadelphia	12/26/92	Don Beaupre	Goal
Murray Craven	Hartford	3/24/92	Don Beaupre	Goal
Mario Lemieux	Pittsburgh	11/24/89	Bob Mason	Goal
Anders Carlsson	@ New Jersey	4/2/89	Don Beaupre	No Goal
Greg Paslawski	@ St. Louis	2/14/89	Clint Malarchuk	No Goal
Dale Hawerchuk	Winnipeg	12/17/88	Clint Malarchuk	No Goal
Brent Sutter	NY Islanders	12/26/86	Bob Mason	No Goal
Peter Sundstrom	NY Rangers	3/2/86	Al Jensen	Goal
Mats Naslund	@ Montreal	3/21/85	Pat Riffin	No Goal
Dave Hannan	Pittsburgh	10/14/83	Pat Riffin	Goal
Michel Goulet	@ Quebec	2/6/83	Pat Riffin	Goal
Wayne Gretzky	@ Edmonton	11/24/82	Pat Riffin	No Goal
Kent Nilsson	@ Calgary	1/8/81	Rollie Boutin	No Goal
Ron Sedlbaur	@ Vancouver	3/2/79	Gary Inness	No Goal
Jacques Lemaire	@ Montreal	11/2/78	Jim Bedard	No Goal
Pete Mahovich	@ Pittsburgh	1/21/78	Jim Bedard	No Goal
Blair Chapman	Pittsburgh	12/4/77	Jim Bedard	No Goal
Clark Gillies	NY Islanders	11/13/77	Bernie Wolfe	Goal
Ron Schock	Pittsburgh	11/30/76	Bernie Wolfe	No Goal
Don Luce	@ Buffalo	10/19/75	Ron Low	No Goal
Orest Kindrachuk	@ Philadelphia	11/9/74	Michel Belhumeur	Goal
Stan Mikita	@ Chicago	10/23/74	Michel Belhumeur	No Goal
Jim Pappin	@ Chicago	10/23/74	Michel Belhumeur	No Goal

## MOST PENALTY SHOT SAVES

Olie Kolzig	11 (17 attempts)
Jose Theodore	4 (4 attempts)
Jim Bedard	3 (3 attempts)
Brent Johnson	3 (3 attempts)
Rick Tabaracci	3 (3 attempts)

## MOSTPENALTYSHOTSFACED

Olie Kolzig	17 (6 GA)
Michal Neuvirth	5 (3 GA)
<b>Braden Holtby</b>	<b>4 (2 GA)</b>
Don Beaupre	4 (2 GA)
Pat Riffin	4 (2 GA)
Jose Theodore	4 (0 GA)

# Capitals' Firsts

## TEAM

Category	Date	Opponent	Result
Season	1974-75		8-67-5, 5th Norris
Game	10/9/74	at NY Rangers	NY Rangers, 6-3
Game, Home	10/15/74	vs. Los Angeles Kings	Tie, 1-1
Victory, Home	10/17/74	vs. Chicago	Washington, 4-3
Victory, Road	3/28/75	at California	Washington, 5-3
Loss, Home	10/20/74	vs. NY Islanders	NY Islanders, 5-0
Loss, Road	10/9/74	at NY Rangers	NY Rangers, 6-3
Tie, Home	10/15/74	vs. Los Angeles	Tie, 1-1
Tie, Road	10/17/75	at California	Tie, 3-3
Tie, Scoreless	12/10/88	at Montreal	Tie, 0-0
Overtime Game	10/8/83	vs. NY Islanders	NY Islanders, 8-7
Overtime Victory	11/4/83	vs. Vancouver	Washington, 5-4
Playoff Game	4/6/83	at NY Islanders	NY Islanders, 5-2
Playoff Victory	4/7/83	at NY Islanders	Washington, 4-2
Sellout (18,130)	12/26/74	vs. Philadelphia	Philadelphia, 4-1
Stanley Cup Final Victory	5/30/18	at Vegas	Washington, 3-2

## INDIVIDUAL

Category	Player	Date & Opponent	Result
Goal	Jim Hryciuk	10/9/74 at NY Rangers	NY Rangers, 6-3
Goal, Home	Yvon Labre	10/15/74 vs. Los Angeles	Tie, 1-1
Goal Against, Road	Greg Polis	10/9/74 at NY Rangers	NY Rangers, 6-3
Goal Against, Home	Dan Maloney	10/15/74 vs. Los Angeles	Tie, 1-1
Winning Goal, Home	Jack Eggers	10/17/74 vs. Chicago	Washington, 4-3
Winning Goal, Road	Nelson Pyatt	3/28/75 at California	Washington, 5-3
Overtime Goal	Bengt Gustafsson	11/4/82 vs. Vancouver	Washington, 5-4
Playoff Goal	Bob Gould	4/6/83 at NY Islanders	NY Islanders, 5-2
Power-Play Goal	Ron Anderson	10/9/74 at NY Rangers	NY Rangers, 6-3
Shorthanded Goal	Dave Kryskow	12/19/74 at Los Angeles	Los Angeles, 4-1
Two-Goal Game	Denis Dupre	10/17/74 vs. Chicago	Washington, 4-3
Hat Trick	Ron Lalonde	3/30/75 vs. Detroit	Detroit, 8-5
Double Hat Trick	T. Tookey/D. Maruk	11/21/81 vs. Philadelphia	Washington, 10-4
Assists, Road	G. Joly/D. Dupre	10/9/74 at NY Rangers	NY Rangers, 6-3
Assists, Home	D. Kryskow/B. Lesuk	10/15/74 vs. Los Angeles	Tie, 1-1
Minor Penalty	Bill Mikkelsen	10/9/74 at NY Rangers	Hooking
Major Penalty	Mike Bloom	10/17/74 vs. Chicago	Fighting
Playoff Minor Penalty	Glenn Currie	4/6/83 at NY Islanders	Elbowing
Playoff Major Penalty	Bryan Erickson	4/4/84 vs. Philadelphia	Fighting
Penalty Shot	Tom Williams	12/5/74 at Buffalo	No Goal
Shutout	Ron Low	2/16/75 vs. Kansas City	Washington, 3-0
Playoff Shutout	Bob Mason	4/11/87 at NY Islanders	Washington, 2-0

## CAPITAL ONE ARENA – TEAM

Category	Date	Opponent	Result
Game (Win)	12/5/97	vs. Florida	Washington, 3-2 OT
Loss, Home	12/18/97	vs. Florida	Florida, 4-0
Tie, Home	12/16/97	vs. NY Islanders	Tie, 1-1
Tie, Scoreless	4/5/02	vs. Ottawa	Tie, 0-0
Overtime Game	12/5/97	vs. Florida	Washington, 3-2 OT
Playoff Game	4/22/98	vs. Boston	Washington, 3-1
Sellout (19,740)	12/5/97	vs. Florida	Washington, 3-2 OT
Playoff Sellout (19,740)	5/1/98	vs. Boston	Boston, 4-0

## CAPITAL ONE ARENA – INDIVIDUAL

Category	Player	Date & Opponent	Result
Goal	Richard Zednik	12/5/97 vs. Florida	Washington, 3-2 OT
Goal Against	Steve Washburn	12/5/97 vs. Florida	Washington, 3-2 OT
Winning Goal	Jeff Toms	12/5/97 vs. Florida	Washington, 3-2 OT
Overtime Goal	Jeff Toms	12/5/97 vs. Florida	Washington, 3-2 OT
Playoff Goal	Brian Bellows	4/22/98 vs. Boston	Washington, 3-1
Playoff Goal Against	Dmitri Khristich	4/22/98 vs. Boston	Washington, 3-1
Power-Play Goal	Chris Simon	12/5/97 vs. Florida	Washington, 3-2 OT
Power-Play Goal Against	Robert Svehla	12/5/97 vs. Florida	Washington, 3-2 OT
Shorthanded Goal	Kelly Miller	12/23/97 vs. New Jersey	Tie, 1-1
Shorthanded Goal Against	Brian Rolston	12/30/98 vs. New Jersey	New Jersey, 3-2
Two-Goal Game	Calle Johansson	1/6/98 vs. Toronto	Washington, 5-3
Hat Trick	Peter Bondra	1/8/98 vs. NY Rangers	Washington, 5-3
Assists	Konowalchuk/Bulis	12/5/97 vs. Florida	Washington, 3-2 OT
Assists Against	Laus/Warrener	12/5/97 vs. Florida	Washington, 3-2 OT
Minor Penalty	Paul Laus	12/5/97 vs. Florida	Washington, 3-2 OT
Major Penalty	Ken Klee	12/5/97 vs. Florida	Washington, 3-2 OT
Penalty Shot	Peter Bondra	3/4/98 vs. Los Angeles	No Goal
Penalty Shot Against	Mariuz Czerkawski	12/4/98 vs. NY Islanders	No Goal
Shutout	Olie Kolzig	1/13/98 vs. Ottawa	Washington, 4-0
Shutout Against	John Vanbiesbrouck	12/18/97 vs. Florida	Florida, 4-0





# Capitals NHL Award Winners



## HART TROPHY

NHL Most Valuable Player

Alex Ovechkin (2012-13)  
Alex Ovechkin (2008-09)  
Alex Ovechkin (2007-08)



## CONN SMYTHE TROPHY

Playoff Most Valuable Player

Alex Ovechkin (2017-18)



## ART ROSS TROPHY

Most Points

Alex Ovechkin (2007-08)



## VEZINA TROPHY

Best Goaltender

Braden Holtby (2015-16)  
Olie Kolzig (1999-00)  
Jim Carey (1995-96)



## JAMES NORRIS TROPHY

Best Defenseman

Rod Langway (1982-83)  
Rod Langway (1983-84)



## WILLIAM JENNINGS TROPHY

Fewest Goals Against, Team

Al Jensen/Pat Riggin (1983-84)  
Braden Holtby/Philipp Grubauer (2016-17)



## KING CLANCY MEMORIAL TROPHY

Leadership and Humanitarian Contribution

Olie Kolzig (2005-06)



## CALDER MEMORIAL TROPHY

Rookie of the Year

Alex Ovechkin (2005-06)



## TED LINDSAY AWARD

## LESTER B. PEARSON AWARD

NHLPA Most Valuable Player

Alex Ovechkin (2009-10)  
Alex Ovechkin (2008-09)  
Alex Ovechkin (2007-08)



## MAURICE "ROCKET" RICHARD TROPHY

Most Goals

Alex Ovechkin (2017-18)      Alex Ovechkin (2008-09)  
Alex Ovechkin (2015-16)      Alex Ovechkin (2007-08)  
Alex Ovechkin (2014-15)  
Alex Ovechkin (2013-14)  
Alex Ovechkin (2012-13)



## FRANK SELKE TROPHY

Best Defensive Forward

Doug Jarvis (1983-84)



## JACK ADAMS AWARD

Coach of the Year

Barry Trotz (2015-16)  
Bruce Boudreau (2007-08)  
Bryan Murray (1983-84)



## BILL MASTERTON TROPHY

Perseverance and Dedication to Hockey

Jose Theodore (2009-10)

# Capitals NHL Award Winners

## CAPITALS NAMED TO NHL POSTSEASON ALL-STAR TEAMS

### FIRST TEAM

Year	Player	Pos.
2015-16	Braden Holtby	G
2014-15	Alex Ovechkin	LW
2012-13	Alex Ovechkin	RW
2009-10	Mike Green	D
2009-10	Alex Ovechkin	LW
2008-09	Mike Green	D
2008-09	Alex Ovechkin	LW
2007-08	Alex Ovechkin	LW
2006-07	Alex Ovechkin	LW
2005-06	Alex Ovechkin	LW
1999-00	Olie Kolzig	G
1995-96	Jim Carey	G
1987-88	Scott Stevens	D
1983-84	Rod Langway	D

### SECOND TEAM

Year	Player	Pos.
2016-17	Braden Holtby	G
2015-16	Alex Ovechkin	LW
2013-14	Alex Ovechkin	RW
2012-13	Alex Ovechkin	LW
2010-11	Alex Ovechkin	LW
2002-03	Sergei Gonchar	D
2001-02	Sergei Gonchar	D
1992-93	Al Iafrate	D
1986-87	Larry Murphy	D
1984-85	Rod Langway	D
1983-84	Pat Riggin	G

## CAPITALS NAMED TO NHL POSTSEASON ALL-ROOKIE TEAMS

Year	Player	Pos.
2010-11	John Carlson	D
2007-08	Nicklas Backstrom	F
2005-06	Alex Ovechkin	F
1994-95	Jim Carey	G
1982-83	Scott Stevens	D

## NHL PLAYER OF THE MONTH

Date	Player
Feb. 2017	Braden Holtby (3rd star)
Jan. 2017	Evgeny Kuznetsov (1st star)
Feb. 2016	Alex Ovechkin (2nd star)
Jan. 2016	Evgeny Kuznetsov (1st star)
Dec. 2015	Braden Holtby (2nd star)
Nov. 2015	Braden Holtby (2nd star)
Feb. 2015	Alex Ovechkin (3rd star)
Jan. 2015	Alex Ovechkin (1st star)
April 2013	Alex Ovechkin (1st star)
Jan. 2010	Alex Ovechkin (1st star)
Oct. 2009	Alex Ovechkin (2nd star)
Dec. 2008	Alex Ovechkin (3rd star)
Nov. 2008	Alex Ovechkin (1st star)
Oct. 2008	Alexander Semin (1st star)
March 2008	Alex Ovechkin (1st star)
Jan. 2008	Alex Ovechkin (1st star)
Jan. 2006	Alex Ovechkin
Nov. 2003	Robert Lang
Jan. 2000	Olie Kolzig
March 1996	Jim Carey
March 1995	Jim Carey
Jan. 1987	Mike Gartner

## NHL ROOKIE OF THE MONTH

Date	Player
Oct. 2010	Michal Neuvirth
Dec. 2007	Nicklas Backstrom
Jan. 2006	Alex Ovechkin
Dec. 2005	Alex Ovechkin
March 2000	Jeff Halpern
March 1995	Jim Carey
Nov. 1990	Peter Bondra
Dec. 1984	Bob Mason

## NHL FOUNDATION AWARD

### Community Participation

2000-01	Olie Kolzig
---------	-------------

## NHL PLAYER OF THE WEEK

Date	Player	Date	Player
11/27/17	Alex Ovechkin (3rd star)	4/6/08	Cristobal Huet (3rd star)
11/13/17	Braden Holtby (3rd star)	3/23/08	Alex Ovechkin (1st star)
10/16/17	Nicklas Backstrom (3rd star)	3/9/08	Alex Ovechkin (1st star)
10/9/17	Alex Ovechkin (1st star)	1/27/08	Alex Ovechkin (2nd star)
4/3/17	Marcus Johansson (2nd star)	12/30/08	Alex Ovechkin (1st star)
1/23/17	T.J. Oshie (3rd star)	10/28/07	Alex Ovechkin (3rd star)
1/16/17	Nicklas Backstrom (1st star)	12/11/06	Alex Ovechkin (3rd star)
1/9/17	Braden Holtby (3rd star)	1/22/06	Alex Ovechkin
11/21/16	Nicklas Backstrom (3rd star)	1/1/06	Alex Ovechkin
4/11/16	Alex Ovechkin (3rd star)	4/4/04	Jeff Halpern
1/11/16	Alex Ovechkin (1st star)	2/22/04	Olie Kolzig
12/21/15	T.J. Oshie (2nd star)	12/22/03	Robert Lang
11/30/15	Braden Holtby (2nd star)	11/17/03	Robert Lang
10/26/15	Evgeny Kuznetsov (1st star)	12/24/00	Adam Oates
1/4/15	Alex Ovechkin (2nd star)	12/17/00	Olie Kolzig
12/16/13	Alex Ovechkin (1st star)	1/24/00	Sergei Gonchar
11/4/13	Jason Chimera (3rd star)	2/28/00	Olie Kolzig
10/7/13	Alex Ovechkin (1st star)	2/7/99	Peter Bondra
4/8/13	Alex Ovechkin (1st star)	4/19/98	Olie Kolzig
3/25/13	Alex Ovechkin (1st star)	4/5/98	Peter Bondra
3/26/12	Alex Ovechkin (3rd star)	3/23/98	Olie Kolzig
1/2/12	Alex Ovechkin (2nd star)	11/24/96	Peter Bondra
12/12/11	John Carlson (3rd star)	3/3/96	Jim Carey
11/7/11	Nicklas Backstrom (3rd star)	12/31/95	Jim Carey
10/24/11	Tomas Vokoun (3rd star)	3/15/95	Jim Carey
3/14/11	Braden Holtby (1st star)	11/5/89	Don Beaupre
1/3/11	Semyon Varlamov (1st star)	3/19/89	Dino Ciccarelli
11/15/10	Alexander Semin (3rd star)	3/12/89	Geoff Courttnall
4/12/10	Nicklas Backstrom (3rd star)	1/8/89	Pete Peeters
2/8/10	Alex Ovechkin (1st star)	2/21/88	Clint Malarchuk
2/8/10	Nicklas Backstrom (3rd star)	2/14/88	Pete Peeters
2/1/10	Nicklas Backstrom (3rd star)	1/24/88	Pete Peeters
1/18/10	Alex Ovechkin (1st star)	1/3/87	Clint Malarchuk
12/7/09	Nicklas Backstrom (1st star)	1/21/85	Craig Laughlin
10/19/09	Alex Ovechkin (3rd star)	3/12/84	Pat Riggin
10/5/09	Alex Ovechkin (1st star)	2/6/84	Pat Riggin
2/9/09	Mike Green (3rd star)	1/30/84	Pat Riggin
2/2/09	Mike Green (3rd star)	10/31/83	Al Jensen
12/29/08	Alex Ovechkin (1st star)	12/20/82	Al Jensen
11/17/08	Nicklas Backstrom (1st star)	11/23/81	Dennis Maruk
11/17/08	Alex Ovechkin (2nd star)	11/17/80	Dennis Maruk
11/10/08	Brent Johnson (3rd star)	10/20/80	Mike Gartner

\* Player of the Week and Player of the Month were first awarded in the 1980-81 season; Player of the Week and Player of the Month renamed Three Stars beginning in 2006-07 season

\* Rookie of the Month was first awarded in the 1983-84 season



# Capitals Honors

## CAPITALS PROSPECTS IN THE WORLD JUNIOR CHAMPIONSHIP Since 2004

### 2017 World Junior Championship (Buffalo)

Tobias Geisser (Switzerland)  
Axel Jonsson-Fjallby (Sweden - Silver)

### 2017 World Junior Championship (Helsinki, Finland)

Ilya Samsonov (Russia - Bronze)  
Jonas Siegenthaler (Switzerland)  
Damien Riat (Switzerland)

### 2016 World Junior Championship (Helsinki, Finland)

Ilya Samsonov (Russia - Silver)  
Jonas Siegenthaler (Switzerland)  
Vitek Vanecek (Czech Republic)

### 2015 World Junior Championship (Toronto/Montreal)

Madison Bowey (Canada - Gold)  
Vitek Vanecek (Czech Republic)  
Jakub Vrana (Czech Republic)

### 2014 World Junior Championship (Malmo, Sweden)

Riley Barber (United States)  
Andre Burakovsky (Sweden - Silver)  
Connor Carrick (United States)  
Thomas Di Pauli (United States)  
Christian Djoos (Sweden - Silver)

### 2013 World Junior Championship (Ufa, Russia)

Riley Barber (United States - Gold)  
Filip Forsberg (Sweden - Silver)  
Christian Djoos (Sweden - Silver)

### 2012 World Junior Championship (Alberta, Canada)

Filip Forsberg (Sweden - Gold)  
Evgeny Kuznetsov (Russia - Silver)  
Sergey Kostenko (Russia - Silver)

### 2011 World Junior Championship (Buffalo, N.Y.)

Evgeny Kuznetsov (Russia - Gold)  
Dmitry Orlov (Russia - Gold)  
Cody Eakin (Canada - Silver)  
Patrick Wey (United States - Bronze)  
Philipp Grubauer (Germany)

### 2010 World Junior Championship (Saskatchewan, Canada)

John Carlson (United States - Gold)  
Stefan Della Rovere (Canada - Silver)  
Marcus Johansson (Sweden - Bronze)

### 2009 World Junior Championship (Ottawa)

Stefan Della Rovere (Canada - Gold)  
Dmitry Kugryshev (Russia)

### 2008 World Junior Championship (Czech Republic)

Karl Alzner (Canada - Gold)  
Josh Godfrey (Canada - Gold)  
Michal Neuvirth (Czech Republic)  
Dmitry Kugryshev (Russia - Bronze)

### 2007 World Junior Championship (Sweden)

Karl Alzner (Canada - Gold)  
Oskar Osala (Finland)  
Semyon Varlamov (Russia - Silver)  
Nicklas Backstrom (Sweden)

### 2006 World Junior Championship (Canada)

Nicklas Backstrom (Sweden)  
Chris Bourque (United States)  
Sasha Pokulok (Canada - Gold)  
Semyon Varlamov (Russia - Silver)

### 2005 World Junior Championship (United States)

Chris Bourque (United States)  
Oscar Hedman (Sweden)  
Alex Ovechkin (Russia - Silver)  
Michail Yunkov (Russia - Silver)

### 2004 World Junior Championship (Finland)

Tomas Fleischmann (Czech Republic)  
Peter Guggisberg (Switzerland)  
Sami Lepisto (Finland - Bronze)  
Alex Ovechkin (Russia)  
Alexander Semin (Russia)  
Steve Werner (United States - Gold)

## CAPITALS IN THE WINTER OLYMPIC GAMES

### 2014 Winter Olympics (Sochi, Russia)

Nicklas Backstrom (Sweden - Silver)  
John Carlson (United States)  
Martin Erat (Czech Republic)  
Marcus Johansson (Sweden - Silver)  
Alex Ovechkin (Russia)

### 2010 Winter Olympics (Vancouver, British Columbia)

Nicklas Backstrom (Sweden)  
Tomas Fleischmann (Czech Republic)  
Alex Ovechkin (Russia)  
Alexander Semin (Russia)  
Semyon Varlamov (Russia)

### 2006 Winter Olympics (Torino, Italy)

Olie Kolzig (Germany)  
Ivan Majesky (Slovakia)  
Alex Ovechkin (Russia)

### 2002 Winter Olympics (Salt Lake City, Utah)

Ulf Dahlen (Sweden)  
Sergei Gonchar (Russia - Bronze)  
Jaromir Jagr (Czech Republic)  
Dimitri Khristich (Ukraine)  
Andrei Nikolishin (Russia - Bronze)

### 1998 Winter Olympics (Nagano, Japan)

Peter Bondra (Slovakia)  
Sergei Gonchar (Russia - Silver)  
Calle Johansson (Sweden)  
Olie Kolzig (Germany)  
Ron Wilson (Head Coach, United States)  
Richard Zednik (Slovakia)

## CAPITALS IN THE WORLD CUP OF HOCKEY

### 2016 World Cup of Hockey (Toronto)

Nicklas Backstrom (Sweden)  
John Carlson (United States)  
Philipp Grubauer (Europe)  
Braden Holtby (Canada)  
Evgeny Kuznetsov (Russia)  
Matt Niskanen (United States)  
Dmitry Orlov (Russia)  
T.J. Oshie (United States)  
Alex Ovechkin (Russia)  
Barry Trotz (Assistant Coach, Canada)

### 2004 World Cup of Hockey

Jeff Halpern (United States)  
Olie Kolzig (Germany)  
Rastislav Stana (Slovakia)  
Dainius Zubrus (Russia)

### 1996 World Cup of Hockey

Peter Bondra (Slovakia)  
Jim Carey (United States - Gold)  
Sylvain Cote (Canada - Silver)  
Sergei Gonchar (Russia)  
Calle Johansson (Sweden)  
Olie Kolzig (Germany)  
Steve Konowalchuk (United States - Gold)  
Stefan Ustorf (Germany)  
Richard Zednik (Slovakia)

## CAPITALS IN THE CANADA CUP

### 1991 Canada Cup

Kevin Hatcher (United States)  
Calle Johansson (Sweden)  
Michal Pivonka (Czechoslovakia)

### 1987 Canada Cup

Mike Gartner (Canada)  
Kevin Hatcher (United States)  
Rod Langway (United States)  
Bob Mason (United States)  
Kelly Miller (United States)  
Larry Murphy (Canada)

### 1984 Canada Cup

Peter Andersson (Sweden)  
Bobby Carpenter (United States)  
Dave Christian (United States)  
Bryan Erickson (United States)  
Mike Gartner (Canada)  
Bengt-Ake Gustafsson (Sweden)  
Rod Langway (United States)

# Capitals Honors

## CAPITALS IN THE HOCKEY HALL OF FAME

Player	Year Inducted
Mike Gartner	2001
Rod Langway	2002
Larry Murphy	2004
Scott Stevens	2007
Dave Fay	2007 (Washington Times beat writer; Elmer Ferguson Memorial Award)
Dino Ciccarelli	2010
Ron Weber	2010 (Radio voice; Foster Hewitt Memorial Award)
Adam Oates	2012
Sergei Fedorov	2015
Phil Housley	2015

## CAPITALS IN THE U.S. HOCKEY HALL OF FAME

Player	Year Inducted
Craig Patrick	1996
Rod Langway	1999
Dave Christian	2001
Phil Housley	2004
Bobby Carpenter	2007
Kevin Hatcher	2010
Dick Patrick	2012 (Lester Patrick Trophy recipient)

## NHL STATISTICAL LEADERS

Year	Player	Category (Total)
2017-18	Alex Ovechkin	Goals (49)
2017-18	Alex Ovechkin	Shots (355)
2016-17	Braden Holtby*	Wins (42)
2016-17	Braden Holtby	Shutouts (9)
2016-17	Alex Ovechkin*	Power-play goals (17)
2016-17	Nicklas Backstrom	Power-play points (35)
2015-16	Braden Holtby**	Wins (48)
2015-16	Alex Ovechkin	Goals (50)
2015-16	Alex Ovechkin	Power-play goals (19)
2015-16	Alex Ovechkin	Shots (398)
2015-16	Nicklas Backstrom	Power-play assists (27)
2014-15	Alex Ovechkin	Goals (53)
2014-15	Nicklas Backstrom	Assists (60)
2014-15	Alex Ovechkin	Shots (395)
2014-15	Alex Ovechkin	Power-play goals (25)
2014-15	Alex Ovechkin	Game-winning goals (11)
2014-15	Nicklas Backstrom	Power-play assists (30)
2013-14	Alex Ovechkin	Goals (51)
2013-14	Alex Ovechkin	Power-Play Goals (24)
2013-14	Alex Ovechkin	Shots (386)
2013-14	Nicklas Backstrom	Power-Play Points (44)
2012-13	Alex Ovechkin	Goals (32)
2012-13	Alex Ovechkin	Power-Play Goals (16)
2012-13	Alex Ovechkin	Shots (220)
2010-11	Alex Ovechkin*	Game-Winning Goals (11)
2010-11	Alex Ovechkin	Shots (367)
2009-10	Alex Ovechkin	Shots (368)
2009-10	Jeff Schultz	Plus/Minus (+50)
2008-09	Alex Ovechkin	Goals (56)
2008-09	Alex Ovechkin	Shots (528)
2007-08	Alex Ovechkin	Points (112)
2007-08	Alex Ovechkin	Goals (65)
2007-08	Alex Ovechkin	Power-Play Goals (22)
2007-08	Alex Ovechkin	Game-Winning Goals (11)
2007-08	Alex Ovechkin	Shots (446)
2006-07	Alex Ovechkin	Shots (392)
2005-06	Alex Ovechkin	Shots (425)
2001-02	Peter Bondra	Power-Play Goals (17)
2000-01	Peter Bondra	Power-Play Goals (22)
2000-01	Adam Oates	Assists (69)
1999-00	Olie Kolzig	Saves (1,794)
1999-00	Olie Kolzig	Minutes (4,371)
1997-98	Peter Bondra*	Goals (52)
1997-98	Peter Bondra	Game-Winning Goals (13)
1995-96	Jim Carey	Shutouts (9)
1994-95	Peter Bondra	Goals (34)
1994-95	Peter Bondra	Shorthanded Goals (6)
1990-91	Don Beaupre	Shutouts (5)
1989-90	Mike Liut#	Goals-Against Average (2.53)
1989-90	Mike Liut#	Shutouts (4)
1987-88	Clint Malarchuk	Shutouts (4)
1987-88	Pete Peeters	Goals-Against Average (2.78)
1983-84	Al Jensen*	Shutouts (4)



Alex Ovechkin has led the NHL in goals in seven of his 13 NHL seasons.



# All-Star History

## CAPITALS ALL-STAR GAME LEADERBOARD

Goals	Assists	Points	Games Played	Selections
1. Alex Ovechkin.....7	1. Alex Ovechkin.....7	1. Alex Ovechkin.....13	1. Alex Ovechkin..... 7	1. Alex Ovechkin..... 9
2. Mike Gartner.....2	2. Peter Bondra.....4	2. Peter Bondra.....5	Peter Bondra.....5	2. Peter Bondra.....5
3. Evgeny Kuznetsov.....1	3. Sergei Gonchar.....3	3. Sergei Gonchar.....3	Rod Langway.....5	Rod Langway.....5
Peter Bondra.....1	Kevin Hatcher.....3	Kevin Hatcher.....3	4. Mike Gartner.....4	4. Mike Gartner.....4
Mike Ridley.....1	Jaromir Jagr.....3	Jaromir Jagr.....3	5. Sergei Gonchar.....3	5. Sergei Gonchar.....3
Randy Burridge.....1			Kevin Hatcher.....3	Kevin Hatcher.....3
			Braden Holtby.....3	Braden Holtby.....3

## CAPITALS SKATERS SELECTED TO THE NHL ALL-STAR GAME

Year	Player	Position	GP	G	A	Pts	PIM
2017-18	Alex Ovechkin	Left Wing	1	1	1	2	0
2016-17	Alex Ovechkin	Left Wing	1	1	0	1	0
2015-16	Nicklas Backstrom	Center	1	0	0	0	0
	Evgeny Kuznetsov	Center	1	1	0	1	0
	Alex Ovechkin (2)	Left Wing	Did Not Play				
2014-15	Alex Ovechkin	Left Wing	1	0	3	3	0
2011-12	Alex Ovechkin	Left Wing	Did Not Play				
	Dennis Wideman	Defense	1	0	1	1	0
2010-11	Alex Ovechkin	Left Wing	1	1	1	2	0
	Mike Green	Defense	1	0	2	2	0
2008-09	Alex Ovechkin	Left Wing	1	1	2	3	0
2007-08	Alex Ovechkin	Left Wing	1	2	0	2	0
2006-07	Alex Ovechkin (2)	Left Wing	1	1	0	1	0
2003-04	Robert Lang	Center	1	0	1	1	0
2002-03	Sergei Gonchar	Defense	1	0	0	0	0
	Jaromir Jagr	Right Wing	1	0	3	3	0
2001-02	Sergei Gonchar	Defense	1	0	1	1	0
	Jaromir Jagr	Right Wing	1	0	0	0	0
2000-01	Sergei Gonchar	Defense	1	0	2	2	0
1998-99	Peter Bondra	Right Wing	1	0	0	0	0
1997-98	Peter Bondra	Right Wing	1	0	1	1	0
1996-97	Peter Bondra	Right Wing	1	0	2	2	0
	Dale Hunter	Center	1	0	0	0	0
1995-96	Peter Bondra	Right Wing	1	0	0	0	0
1993-94	Al Iafrate	Defense	1	0	0	0	0
1992-93	Peter Bondra	Right Wing	1	1	1	2	0
	Al Iafrate	Defense	1	0	0	0	0
1991-92	Randy Burridge	Left Wing	1	1	0	1	0
	Kevin Hatcher	Defense	1	0	1	1	0
1990-91	Kevin Hatcher	Defense	1	0	1	1	0
1989-90	Kevin Hatcher	Defense	1	0	1	1	0
1988-89	Mike Ridley	Center	1	1	1	2	0
	Scott Stevens	Defense	1	0	1	1	0
1987-88	Mike Gartner	Right Wing	1	1	0	1	0
1986-87	Rod Langway (4)	Defense	2	0	0	0	0
1985-86	Mike Gartner	Right Wing	1	0	0	0	2
	Rod Langway (2)	Defense	1	0	0	0	0
1984-85	Bob Carpenter (1)	Center	1	0	0	0	0
	Mike Gartner	Right Wing	1	1	0	1	0
	Rod Langway (1)	Defense	1	0	1	1	0
	Scott Stevens (1)	Defense	1	0	0	0	0
1983-84	Rod Langway (1)	Defense	1	0	0	0	0
1982-83	Rod Langway (1)	Defense	1	0	0	0	0
1981-82	Dennis Maruk	Center	1	0	1	1	0
1980-81	Mike Gartner (1)	Right Wing	1	0	0	0	0
1979-80	Robert Picard	Defense	1	0	0	0	0
1978-79	Robert Picard (3)	Defense	Did Not Play				
1977-78	Bob Sirois	Right Wing	1	0	0	0	0
1976-77	Guy Charron	Center	1	0	0	0	0
1975-76	Bill Clement	Center	1	0	0	0	0
1974-75	Denis Dupere	Left Wing	1	0	1	1	0

## CAPITALS GOALTENDERS SELECTED TO THE NHL ALL-STAR GAME

Year	Player	MIN	GA	Saves
2017-18	Braden Holtby	8	5	5
2016-17	Braden Holtby	20	3	17
2015-16	Braden Holtby	10	2	8
1999-00	Olie Kolzig	20	0	8
1997-98	Olie Kolzig	20	3	14
1991-92	Don Beaupre	20	6	6
1983-84	Al Jensen (1)	Injured-DNP		

## CAPITALS SELECTED TO THE NHL YOUNGSTARS GAME

Year	Player	Pos.
2008-09	Nicklas Backstrom*	C
2007-08	Nicklas Backstrom	C
2006-07	Mike Green	D
2002-03	Brian Sutherby	C

\* Selected but did not participate



Nicklas Backstrom, Evgeny Kuznetsov and Hurricanes defenseman Justin Faulk celebrate Kuznetsov's goal at the 2016 NHL All-Star Game in Nashville



Alex Ovechkin scored a goal and added two assists at the 2009 All-Star Game in Montreal



Braden Holtby made his first career All-Star Game appearance at the 2016 NHL All-Star Game in Nashville

1—Selected to the starting lineup by Professional Hockey Writers Association; 2—Selected to the starting lineup by fan ballot; 3—Selected to NHL Team for Challenge '79 vs. USSR; 4—Played in Rendez-Vous '87 vs. USSR

\* No All-Star Game was played in 1994-95, 2004-05, 2005-06, 2009-10, 2012-13 or 2013-14

# Record Book

## TEAM RECORDS – SEASON

### MOST POINTS

121	2009-10 (54-15-13)
120	2015-16 (56-18-8)
118	2016-17 (55-19-8)
At Home	
66	2016-17 (32-7-2)
	2009-10 (30-5-6)
62	2015-16 (29-8-4)
	1999-00 (26-5-8-2)
	1985-86 (30-8-2)
On Road	
58	2015-16 (27-10-4)
55	2009-10 (24-10-7)
52	2016-17 (23-12-6)

### FEWEST POINTS

21	1974-75 (8-67-5)
32	1975-76 (11-59-10)
48	1977-78 (17-49-14)
At Home	
19	1974-75 (7-28-5)
20	1975-76 (6-26-8)
27	1977-78 (10-23-7)
On Road	
2	1974-75 (1-39-0)
12	1975-76 (5-33-2)
19	*1994-95 (7-12-5)

### MOST WINS

56	2015-16 (56-18-8)
55	2016-17 (55-19-8)
54	2009-10 (54-15-13)
At Home	
30	2009-10 (30-5-6)
	1985-86 (30-8-2)
29	2015-16 (29-8-4)
	2008-09 (29-9-3)
On Road	
27	2015-16 (27-10-4)
24	2009-10 (24-10-7)
23	2016-17 (23-12-6)
	2010-11 (23-15-3)

### FEWEST WINS

8	1974-75 (8-67-5)
11	1975-76 (11-59-10)
17	1977-78 (17-49-14)
At Home	
6	1975-76 (6-26-8)
7	1974-75 (7-28-5)
10	1977-78 (10-23-7)
On Road	
1	1974-75 (1-39-0)
5	1975-76 (5-33-2)
7	Four times; most recent
	*1994-95 (7-12-5)

### FEWEST LOSSES

15	2009-10 (54-15-13)
18	2015-16 (56-18-8)
	*1994-95 (22-18-8)
	*2012-13 (27-18-3)
At Home	
5	2009-10 (30-5-6)
	1999-00 (26-5-8-2)
6	*1994-95 (15-6-3)
On Road	
10	2015-16 (56-18-8)
	2009-10 (24-10-7)
	*2012-13 (12-10-2)
12	2016-17 (23-12-6)
12	*1994-95 (7-12-5)

### MOST LOSSES

67	1974-75 (8-67-5)
59	1975-76 (11-59-10)
49	1977-78 (17-49-14)
At Home	
28	1974-75 (7-28-5)
26	1975-76 (6-26-8)
23	Twice; most recent 1998-99
	(16-23-2)
On Road	
39	1974-75 (1-39-0)
33	1975-76 (5-33-2)
27	1976-77 (7-27-6)

### MOST TIES

18	1980-81 (26-36-18)
16	1982-83 (39-25-16)
15	1978-79 (24-41-15)
At Home	
9	1993-94 (17-15-9)
8	Four times; most recent
	1999-00 (26-5-8-2)
On Road	
11	1980-81 (10-19-11)
10	1982-83 (17-13-10)
9	1978-79 (9-22-9)
	Since 1983-84 (OT established)
12	1999-00 (44-26-12-2)
	1997-98 (40-30-12)

### FEWEST TIES

5	1983-84 (48-27-5)
	1974-75 (8-67-5)
6	Twice; most recent 1998-99
	(31-45-6)
At Home	
2	1998-99 (16-23-2)
	1985-86 (30-8-2)
	1984-85 (27-11-2)
On Road	
0	1974-75 (1-39-0)
1	1993-94 (21-19-1)
	1992-93 (21-19-1)

### MOST OVERTIME GAMES

28	2013-14 (14-3-11)
25	2010-11 (14-5-6)
24	2009-10 (11-7-6)
At Home	
17	2010-11 (9-2-6)
15	2013-14 (8-3-4)
13	2009-10 (7-3-3)
	1999-00 (3-2-8)
On Road	
13	2013-14 (6-0-7)
12	2015-16 (8-2-2)
11	Six times; most recent
	2014-15 (5-5-1)

### FEWEST OVERTIME GAMES

9	*1994-95 (0-1-8)
	1989-90 (2-1-6)
	1983-84 (1-3-5)
At Home	
3	1984-85 (1-0-2)
4	Three times; most recent
	*1994-95 (0-1-3)
On Road	
3	1992-93 (1-1-1)
	1983-84 (0-1-2)
4	1993-94 (2-1-1)

### MOST GOALS SCORED

330	1991-92
325	1992-93
322	1984-85
At Home	
189	1981-82
179	1983-84
176	1985-86
On Road	
159	1991-92
158	1992-93
157	2009-10

### FEWEST GOALS SCORED

136	*1994-95
146	*2012-13
181	1974-75
At Home	
75	*1994-95
76	*2012-13
97	2003-04
On Road	
61	*1994-95
70	*2012-13
83	1974-75

### FEWEST GOALS ALLOWED

120	*1994-95
130	*2012-13
177	2016-17
At Home	
48	*1994-95
60	*2012-13
83	1999-00
On Road	
70	*2012-13
72	*1994-95
97	2010-11

### MOST GOALS ALLOWED

446	1974-75
394	1975-76
338	Twice; most recent 1981-82
At Home	
191	1974-75
166	1975-76
162	1978-79
On Road	
256	1974-75
223	1975-76
186	1981-82

### MOST SHUTOUTS

12	2016-17
9	2014-15
	1995-96
8	2010-11
	1983-84
At Home	
11	2016-17
7	1995-96
On Road	
5	1998-99
	1983-84
4	Three; most recent 2010-11

### FEWEST SHUTOUTS

0	Four times; most recent 1991-92
At Home	
0	Six times; most recent 2005-06
On Road	
0	Ten times; most recent 2006-07

### MOST TIMES SHUTOUT

12	1974-75
11	2010-11
	1998-99
At Home	
9	1974-75
6	2013-14
5	1975-76
On Road	
7	2010-11
	1998-99
5	Three times; most recent
	1996-97

### FEWEST TIMES SHUTOUT

0	Four times; most recent 1991-92
At Home	
0	11 times; most recent 2009-10
On Road	
0	Five times; most recent 1991-92

### 50-PLUS GOAL SCORERS

2	1984-85 (Carpenter, Gartner)
---	------------------------------

### 40-PLUS GOAL SCORERS

3	1988-89 (Ciccarelli, Courtnall, Ridley)
---	---

### 30-PLUS GOAL SCORERS

5	1981-82 (Maruk, Walter, Gartner, Carpenter, Valentine)
---	--

### 20-PLUS GOAL SCORERS

9	1992-93 (Bondra, Hatcher, Khristich, Ridley, Iafraite, Elynuik, Cote, Pivonka, Hunter)
---	--

### LONGEST UNBEATEN STREAK

14	1/13/10 to 2/7/10 (14-0-0)
	1/17/84 to 2/18/84 (13-0-1)
	11/24/82 to 12/23/82 (9-0-5)
At Home	
17	12/23/16 to 3/4/17 (16-0-1)
13	1/5/10 to 3/6/10 (13-0-0)
	12/27/99 to 2/23/00 (11-0-2)
	11/25/92 to 1/31/93 (9-0-4)
On Road	
10	11/24/82 to 1/8/83 (6-0-4)
9	2/7/01 to 3/7/01 (8-0-1)
	11/21/84 to 12/20/84 (6-0-3)

### LONGEST WINNING STREAK

14	1/13/10 to 2/7/10 (14-0-0)
10	1/27/84 to 2/18/84 (10-0-0)
9	12/31/16 to 1/15/17 (9-0-0)
	12/12/15 to 12/30/15 (9-0-0)
	2/26/11 to 3/16/11 (9-0-0)
At Home	
15	1/1/17 to 3/4/17 (15-0-0)
13	1/5/10 to 3/6/10 (13-0-0)
12	11/21/15 to 1/17/16 (12-0-0)
On Road	
6	2/20/11 to 3/16/11 (6-0-0)
	2/26/84 to 4/1/84
5	Six times; most recent
	12/12/15 to 12/28/15 (5-0-0)

### LONGEST WINLESS STREAK

25	11/29/75 to 1/21/76 (0-22-3)
20	10/28/77 to 12/6/77 (0-15-5)
17	Twice; most recent 2/18/75 to 3/26/75 (0-17-0)
At Home	
14	12/3/75 to 1/21/76 (0-11-3)
11	10/19/77 to 12/6/77 (0-9-2)
	2/18/75 to 3/30/75 (0-11-0)
On Road	
37	10/9/74 to 3/26/75 (0-37-0)
16	11/1/75 to 1/27/76 (0-16-0)
12	2/2/77 to 3/13/77 (0-8-4)

\* The 2012-13 season and 1994-95 season were shortened to 48 games.



# Record Book

## LONGEST LOSING STREAK

17	2/18/75 to 3/26/75
13	10/11/81 to 11/11/81
12	12/29/75 to 1/21/76
At Home	
11	2/18/75 to 3/30/75
7	2/10/07 to 3/12/07 (0-4-3) 10/14/81 to 11/11/81 12/29/75 to 1/21/76
On Road	
37	10/9/74 to 3/26/75
16	11/1/75 to 1/27/76
9	3/6/07 to 3/31/07 (0-8-1)

## LONGEST SHUTOUT STREAK

203:52	1/27/84 to 2/3/84
200:04	3/26/96 to 3/31/96
184:04	3/18/95 to 3/25/95

## MOST CONSECUTIVE GAMES POSTING A SHUTOUT

2	12 times; most recent 2/5/17 to 2/7/17
---	--

## LONGEST SCORELESS STREAK

181:15	10/25/89 - 10/31/89
--------	---------------------

## MOST CONSECUTIVE GAMES BEING SHUT OUT

2	Eight times; most recent 3/6/07 to 3/9/07
---	---

## MOST CONSECUTIVE GAMES WITHOUT BEING SHUTOUT

244	10/31/89 to 11/11/92
At Home	
194	11/14/78 to 10/8/83
On Road	
96	3/15/86 to 12/7/88

## BEST POWER PLAY PERCENTAGE

26.83	*2012-13 (44-164)
25.32	2014-15 (60-237)
25.23	2009-10 (79-313)

## WORST POWER PLAY PERCENTAGE

12.2	1977-78 (34-278)
12.9	1974-75 (48-372)
13.3	1976-77 (39-293)

## BEST PENALTY KILLING PERCENTAGE

89.2	1997-98 (39-361)
86.7	1983-84 (39-293)
86.2	1999-00 (47-341)

## WORST PENALTY KILLING PERCENTAGE

71.3	1974-75 (94-328)
71.9	1977-78 (73-260)
73.8	1979-80 (65-248)

## MOST POWER-PLAY GOALS

97	1992-93 (445 PP, 21.8)
96	1988-89 (443 PP, 21.7)
94	1987-88 (469 PP, 20.0)

## FEWEST POWER-PLAY GOALS

34	1977-78 (278 PP, 12.2)
39	1976-77 (293 PP, 13.3)
43	1999-00 (287 PP, 15.0)

## MOST POWER-PLAY CHANCES

490	2005-06 (72 PPG, 14.7)
469	1987-88 (94 PPG, 20.0)
445	1992-93 (97 PPG, 21.8)

## FEWEST POWER-PLAY CHANCES

164	*2012-13 (44 PPG, 26.8)
226	*1994-95 (45 PPG, 19.9)
237	2014-15 (60 PPG, 25.3)

## FEWEST POWER-PLAY GOALS ALLOWED

34	*1994-95 (220 PPA, 84.5)
36	*2012-13 (163 PPA, 77.9)
38	2015-16 (256 PPA, 85.2)

## MOST POWER-PLAY GOALS ALLOWED

116	2005-06 (550 PPA, 78.9)
94	1974-75 (328 PPA, 71.3)
83	1980-81 (318 PPA, 73.9)

## MOST TIMES SHORTHANDED

550	2005-06 (116 PPGA, 78.9)
433	1992-93 (74 PPGA, 82.9)
414	2006-07 (82 PPGA, 80.2)

## FEWEST TIMES SHORTHANDED

163	*2012-13 (36 PPGA, 77.9)
220	*1994-95 (34 PPGA, 84.5)
248	1979-80 (65 PPGA, 73.8)

## MOST SHORTHANDED GOALS

15	2005-06
14	1997-98
	1991-92

## FEWEST SHORTHANDED GOALS

2	Four times; most recent 2015-16
3	1982-83
	*2012-13

## FEWEST SHORTHANDED GOALS ALLOWED

2	1994-95
3	1999-00
	1975-76
	2016-17

## MOST SHORTHANDED GOALS ALLOWED

18	2005-06
	1983-84
	1974-75
15	Six times; most recent 1991-92

## MOST PENALTY MINUTES

2,204	1989-90
2,007	1993-94
1,922	1981-82

## FEWEST PENALTY MINUTES

516	*2012-13
750	2016-17
753	2015-16

## TEAM RECORDS - GAME

### MOST GOALS

12	2/6/90 in a 12-2 win vs. QUE
At Home	
12	2/6/90 in a 12-2 win vs. QUE
On Road	
10	Three times; most recent 2/13/93 in a 10-3 win @ LA

### MOST GOALS, BOTH TEAMS

18	2/22/81 in an 11-7 loss vs. QUE
At Home	
18	2/22/81 in an 11-7 loss vs. QUE
On Road	
16	Twice; most recent 2/11/93 in a 10-6 win @ STL

### MOST GOALS ALLOWED

14	12/21/75 in a 14-2 loss @ BUF
12	3/15/75 in a 12-1 loss @ PIT 12/14/74 in a 12-1 loss @ BOS
At Home	
11	Four times; most recent 11/13/02 in an 11-5 loss vs. OTT
On Road	
14	12/21/75 in a 14-2 loss @ BUF

## MOST ASSISTS

20	3/3/08 in a 10-2 win vs. BOS 2/6/90 in a 12-2 win vs. QUE
At Home	
20	3/3/08 in a 10-2 win vs. BOS 2/6/90 in a 12-2 win vs. QUE
On Road	
17	2/13/93 in a 10-3 win @ LA

## MOST POINTS

32	2/6/90 in a 12-2 win vs. QUE
At Home	
32	2/6/90 in a 12-2 win vs. QUE
On Road	
27	2/13/93 in a 10-3 win @ LA

## MOST UNANSWERED GOALS

9	Four times; most recent 2/3/99 in a 10-1 win vs. TB
At Home	
9	Four times; most recent 2/3/99 in a 10-1 win vs. TB
On Road	
8	Twice; most recent 10/29/91 in an 8-0 win @ PIT

## MOST UNANSWERED GOALS ALLOWED

11	4/2/77 in an 11-0 loss @ MTL
10	1/4/75 in a 10-0 loss @ MTL

## BIGGEST WINNING MARGIN

10	2/6/90 in a 12-2 win vs. QUE
9	Four times; most recent 2/3/99 in a 10-1 win vs. TB
At Home	
10	2/6/90 in a 12-2 win vs. QUE
9	Four times; most recent 2/3/99 in a 10-1 win vs. TB
On Road	
8	10/29/91 in an 8-0 win @ PIT 1/2/89 in an 8-0 win @ PIT 1/28/84 in an 8-0 win @ TOR

## BIGGEST WINNING MARGIN, SHUTOUT

9	3/12/96 in a 9-0 win vs. VAN
At Home	
9	3/12/96 in a 9-0 win vs. VAN
On Road	
8	10/29/91 in an 8-0 win @ PIT 1/2/89 in an 8-0 win @ PIT 1/28/84 in an 8-0 win @ TOR

## BIGGEST LOSING MARGIN

12	12/21/75 in 14-2 loss @ BUF
11	Three times; most recent 4/22/77 in an 11-0 loss @ MTL
At Home	
10	11/10/79 in an 11-1 loss vs. MTL
On Road	
12	12/21/74 in 14-2 loss @ BUF
11	Three times; most recent 4/22/77 in an 11-0 loss @ MTL

## BIGGEST LOSING MARGIN, SHUTOUT

11	4/22/77 in an 11-0 loss @ MTL
At Home	
8	3/4/75 in an 8-0 loss vs. BOS
On Road	
11	4/22/77 in an 11-0 loss @ MTL
10	1/4/75 in a 10-0 loss @ MTL

## HIGHEST TIE SCORE

7-7	10/25/85 @ WPG 11/26/80 @ DET
-----	----------------------------------

## SCORELESS TIE

0-0	4/5/02 vs. OTT 10/30/98 @ CGY 12/10/88 @ MTL
-----	--

## MOST POWER-PLAY GOALS

7	3/13/87 in a 10-2 win vs. TOR
---	-------------------------------

## MOST POWER-PLAY GOALS, BOTH TEAMS

8	Three times; most recent 3/13/87 (10-2 win vs. TOR)
---	---

## MOST POWER-PLAY GOALS ALLOWED

5	Twice; most recent 1/4/75 in a 10-0 loss @ MTL
---	--

## MOST SHORTHANDED GOALS

3	Three times; most recent 1/10/92 in a 7-4 win vs. LA
---	--

## MOST SHORTHANDED GOALS, BOTH TEAMS

4	12/15/83 in a 3-1 loss @ PHI
---	------------------------------

## MOST SHORTHANDED GOALS ALLOWED

3	Four times; most recent 4/7/06 in a 4-3 loss vs. CAR
---	--

## MOST PENALTY MINUTES

177	12/21/80 in a 6-0 win @ PHI
At Home	
147	2/10/91 in a 5-2 win vs. PHI
On Road	
177	12/21/80 in a 6-0 win @ PHI

## MOST PENALTY MINUTES, BOTH TEAMS

344	12/21/80 in a 6-0 win @ PHI
At Home	
294	2/10/91 in a 5-2 win vs. PHI
On Road	
344	12/21/80 in a 6-0 win @ PHI

## MOST PENALTY MINUTES, OPPONENT

167	12/21/80 in a 6-0 win @ PHI
At Home	
147	2/10/91 in a 5-2 win vs. PHI
On Road	
167	12/21/80 in a 6-0 win @ PHI

## FEWEST PENALTY MINUTES, BOTH TEAMS

0	3/6/14 in a 3-0 loss @ BOS
At Home	
2	Twice; most recent 2/17/78 in a 2-0 loss vs. MTL
On Road	
0	3/6/14 in a 3-0 loss @ BOS

## MOST SHOTS

55	12/18/05 (3-2 loss vs. FLA)
53	12/11/81 (11-2 win vs. TOR)
52	Twice; most recent 3/8/10 (4-3 SO loss vs. DAL)
At Home	
55	12/18/05 (3-2 loss vs. FLA)
53	12/11/81 (11-2 win vs. TOR)
52	3/8/10 (4-3 SO loss vs. DAL)
On Road	
52	12/8/96 (2-2 tie @ BUF)

## MOST SHOTS, BOTH TEAMS

97	4/15/06 (2-1 SO win at FLA)
90	Three times; most recent 1/13/93 (2-1 loss @ NYR)
At Home	
89	12/18/05 (3-2 loss vs. FLA)
84	3/25/88 (5-3 win vs. PHI)
On Road	
97	4/15/06 (2-1 SO win at FLA)
90	Three times; most recent 1/13/93 (2-1 loss @ NYR)

\* The 2012-13 season and 1994-95 season were shortened to 48 games.

# Record Book

## MOST SHOTS ALLOWED

65	3/15/75 in a 12-1 loss @ PIT
At Home	
54	12/19/75 in a 7-5 loss vs. PHI
On Road	
65	3/15/75 in a 12-1 loss @ PIT

## FEWEST SHOTS

7	2/12/78 in a 4-1 loss @ PHI
At Home	
13	3/9/75 in a 4-2 loss vs. TOR
On Road	
7	2/12/78 in a 4-1 loss @ PHI

## FEWEST SHOTS, BOTH TEAMS

29	12/11/90 in a 4-1 win vs. PHI
At Home	
29	12/11/90 in a 4-1 win vs. PHI
On Road	
30	11/27/98 in a 4-0 loss @ DAL

## FEWEST SHOTS ALLOWED

10	10/13/08 in a 5-1 win vs. VAN
11	Twice; most recent 1/4/14 in a 3-5 loss @ MIN
At Home	
10	10/13/08 in a 5-1 win vs. VAN
11	11/3/95 in a 3-2 loss vs. FLA
On Road	
11	1/4/14 in a 3-5 loss @ MIN

## BIGGEST COMEBACK WIN

At Home	
4	12/15/79 in a 5-4 win vs. NYR
On Road	
4	12/23/08 in a 5-4 ot win at NYR
	10/23/91 in a 6-5 win at EDM
	2/2/86 in a 5-4 win at HFD

## TEAM RECORDS – PERIOD

### MOST GOALS

8	2/3/99 in a 10-1 win vs. TB
At Home	
8	2/3/99 in a 10-1 win vs. TB
On Road	
7	2/13/93 in a 10-3 win at LA

### MOST GOALS, BOTH TEAMS

9	Five times; most recent 2/3/98 in a 10-1 win vs. TB
At Home	
9	Three times; most recent 2/3/98 in a 10-1 win vs. TB
On Road	
9	1/8/90 in an 8-6 loss at TOR
	11/26/80 in a 7-7 tie @ DET

### MOST GOALS ALLOWED

8	12/21/75 in a 14-2 loss at Buffalo
At Home	
6	Three times; most recent 12/23/81 in a 7-4 loss vs. BOS
On Road	
8	12/21/75 in a 14-2 loss at Buffalo

### MOST POINTS

22	2/3/99 in a 10-1 win vs. TB
At Home	
22	2/3/99 in a 10-1 win vs. TB
On Road	
20	2/13/93 in a 10-3 win at LA

### MOST PENALTY MINUTES

143	11/21/98 in a 5-4 loss at BOS
At Home	
111	3/27/82 in a 4-4 tie vs. PHI
On Road	
143	11/21/98 in a 5-4 loss at BOS

## MOST PENALTY MINUTES, BOTH TEAMS

264	11/21/98 in a 5-4 loss at BOS
At Home	
222	3/27/82 in a 4-4 tie vs. PHI
On Road	
264	11/21/98 in a 5-4 loss at BOS

## MOST SHOTS

26	12/18/10 in a 3-2 loss at BOS
25	12/20/08 in a 7-1 loss at PHI
	2/3/98 in a 10-1 win vs. TB
At Home	
25	2/3/98 in a 10-1 win vs. TB
On Road	
26	12/18/10 in a 3-2 loss at BOS
25	12/20/08 in a 7-1 loss at PHI
24	4/15/06 in a 2-1 SO win at FLA

## FEWEST SHOTS

1	17 times; most recent 12/12/15 in a 2-1 win at TB
At Home	
1	Eight times; most recent 3/31/15 in a 4-2 win vs. CAR
On Road	
1	Nine times; most recent 12/12/15 in a 2-1 win at TB

## MOST SHOTS, BOTH TEAMS

38	12/11/81 in an 11-2 win vs. TOR
At Home	
38	12/11/81 in an 11-2 win vs. TOR
On Road	
35	Three times; most recent 4/15/06 in a 2-1 SO win at FLA

## FEWEST SHOTS, BOTH TEAMS

4	12/11/90 in a 3-1 loss vs. PHI
At Home	
4	12/11/90 in a 3-1 loss vs. PHI
On Road	
7	Six times; most recent 2/9/99 in a 2-1 win at NYI

## MOST SHOTS ALLOWED

28	10/20/05 in a 3-2 loss at FLA
27	1/13/07 in a 7-3 loss at FLA
	3/15/75 in a 12-1 loss at PIT
At Home	
23	12/8/95 in a 2-2 tie vs. BUF
On Road	
28	10/20/05 in a 3-2 loss at FLA
27	1/13/07 in a 7-3 loss at FLA
	3/15/75 in a 12-1 loss at PIT

## FEWEST SHOTS ALLOWED

0	3/17/09 in a 3-0 win at FLA
	2/15/03 in a 2-1 win at FLA
	2/24/94 in a 2-1 win at FLA
	12/26/75 in a 1-1 tie vs. MIN
At Home	
0	12/26/75 in a 1-1 tie vs. MIN
On Road	
0	3/17/09 in a 3-0 win at FLA
	2/15/03 in a 2-1 win at FLA
	2/24/94 in a 2-1 win at FLA

## TEAM RECORDS – FASTEST GOALS

0:08	Alexander Semin, 11/11/09 in a 5-4 shootout win vs. NYI
	Gaetan Duchesne, 3/14/87 in a 3-3 tie at STL

## FASTEST GOAL AGAINST, START OF A GAME

0:08	Greg Paslawski, 10/29/85 in a 6-3 win vs. STL
------	---

## FASTEST GOAL, START OF A PERIOD

0:05	Bengt Gustafsson, 1/18/83 in a 4-1 win vs. PHI
------	--

## FASTEST GOAL AGAINST, START OF A PERIOD

0:07	Garry Unger, 12/8/74 in a 3-1 Loss vs. STL
------	--

## FASTEST GOAL, START OF OVERTIME

0:06	Alex Ovechkin, 12/15/06 in a 3-2 win at ATL
------	---

## FASTEST TWO GOALS, BOTH TEAMS

0:06	Valeri Kamensky (NYR) and Peter Bondra (WSH), 11/9/00 in a 5-3 Loss vs. NYR
0:07	Twice; most recent Chris Valentine (WSH) and Glenn Anderson (EDM), 11/2/83 in an 11-3 loss at EDM

## FASTEST TWO GOALS, CAPITALS PLAYER

0:10	Stephen Leach, 11/23/90 in a 7-3 win vs. PIT
------	--

## FASTEST TWO GOALS, CAPITALS TEAM

0:06	Mike Ridley and Kelly Miller, 11/14/87 in a 4-1 win vs. MIN
	Gaetan Duchesne and Mark Taylor, 10/27/85 in a 4-2 win @ CHI

## FASTEST TWO GOALS, OPPOSING TEAM

0:08	Don Luce and Gary McAdam, 3/20/77 in a 6-2 loss vs. BUF
------	---

## FASTEST THREE GOALS, BOTH TEAMS

0:24	Craig Laughlin (WSH), Bryan Trottier (NYI) and Greg Gilbert (NYI), 1/24/86 in a 7-5 loss vs. NYI
------	--

## FASTEST THREE GOALS, CAPITALS PLAYER

2:06	Peter Bondra, 2/5/94 in a 6-3 win vs. TB
------	--

## FASTEST THREE GOALS, CAPITALS TEAM

0:21	Michal Pivonka and Stephen Leach (2), 11/23/90 in a 7-3 win vs. PIT
------	---

## FASTEST THREE GOALS, OPPOSING TEAM

0:29	Larry Murphy and Kevin Stevens (2), 1/26/93 in a 6-3 loss at PIT
------	--

## FASTEST FOUR GOALS, BOTH TEAMS

1:16	Dainus Zubrus (WSH), Alex Semin (WSH), Ryan Bayda (CAR) and Robert Lang (WSH), 11/12/03 in a 7-1 win vs. CAR
------	--

## FASTEST FOUR GOALS, CAPITALS PLAYER

4:12	Peter Bondra, 2/5/94 in a 6-3 win vs. TB
------	--

## FASTEST FOUR GOALS, CAPITALS TEAM

1:56	Garry Galley, David Jensen (2), Ed Kastelic, 3/13/87 in a 10-2 win vs. TOR
------	--

## FASTEST FOUR GOALS, OPPOSING TEAM

1:36	Yvon Lambert, Steve Shutt, Guy Lapointe and Bob Gainey, 4/2/77 in an 11-0 loss at MTL
------	---

## FASTEST FIVE GOALS, BOTH TEAMS

2:10	Pierre Lacroix (QUE), Anton Stastny (QUE), Jacques Richard (QUE, 2) and Rick Green (WSH), 2/22/81 in an 11-7 loss vs. QUE
------	---

## FASTEST FIVE GOALS, CAPITALS PLAYER

24:46	Peter Bondra, 2/5/94 in a 6-3 win vs. TB
-------	--

## FASTEST FIVE GOALS, CAPITALS TEAM

3:03	Mike Gartner, Garry Galley, David Jensen (2) and Ed Kastelic, 3/13/87 in a 10-2 win vs. TOR
------	---

## FASTEST FIVE GOALS, OPPOSING TEAM

2:42	Peter Stastny, Pierre Lacroix, Anton Stastny and Jacques Richard (2), 2/22/81 in an 11-7 loss vs. QUE
------	---

## INDIVIDUAL – CAREER

### MOST SEASONS

16	Olie Kolzig
14	Peter Bondra
	Calle Johansson

### MOST GAMES PLAYED

1,003	Alex Ovechkin
983	Calle Johansson
961	Peter Bondra

### By Defenseman

983	Calle Johansson
726	Rod Langway
685	Kevin Hatcher

### MOST POINTS

1,035	Alex Ovechkin
825	Peter Bondra
789	Mike Gartner

### By Defenseman

474	Calle Johansson
429	Scott Stevens
426	Kevin Hatcher

### MOST GOALS

607	Alex Ovechkin
472	Peter Bondra
397	Mike Gartner

### By Defenseman

149	Kevin Hatcher
144	Sergei Gonchar
113	Calle Johansson

### MOST ASSISTS

590	Nicklas Backstrom
515	Alex Ovechkin
418	Michal Pivonka

### By Defenseman

361	Calle Johansson
331	Scott Stevens
277	Kevin Hatcher

### MOST POWER-PLAY GOALS

229	Alex Ovechkin
137	Peter Bondra
98	Mike Gartner

### By Defenseman

53	Sergei Gonchar
52	Mike Green
51	Calle Johansson

### MOST SHORTHANDED GOALS

32	Peter Bondra
17	Mike Ridley
	Bengt Gustafsson

### By Defenseman

5	Sylvain Cote
	Kevin Hatcher





# Record Book

4 Calle Johansson

## MOST GAME-WINNING GOALS

**102 Alex Ovechkin**  
73 Peter Bondra  
54 Mike Gartner

By Defenseman

24 Kevin Hatcher  
20 Mike Green  
19 Sergei Gonchar

## MOST OVERTIME GOALS

**22 Alex Ovechkin**  
8 Mike Green  
7 **Nicklas Backstrom**

By Defenseman

8 Mike Green

## MOST HAT TRICKS

**20 Alex Ovechkin**  
19 Peter Bondra  
13 Mike Gartner

By Defenseman

1 Sergei Gonchar  
Kevin Hatcher

## BEST PLUS-MINUS RATING

**+118 Nicklas Backstrom**  
+116 Rod Langway  
+90 Scott Stevens

## MOST PENALTY MINUTES

2003 Dale Hunter  
1630 Scott Stevens  
1220 Craig Berube

By Defenseman

1630 Scott Stevens  
1035 Brendan Witt  
999 Kevin Hatcher

## GOALTENDER – CAREER

### MOST SEASONS

16 Olie Kolzig  
**8 Braden Holtby**

### MOST GAMES PLAYED

711 Olie Kolzig  
**361 Braden Holtby**  
269 Don Beaupre

### MOST MINUTES

41,261 Olie Kolzig  
**20,679 Braden Holtby**  
15,186 Don Beaupre

### MOST WINS

301 Olie Kolzig  
**225 Braden Holtby**  
128 Don Beaupre

### MOST LOSSES

293 Olie Kolzig  
96 Don Beaupre  
94 Ron Low

### MOST TIES

63 Olie Kolzig  
27 Don Beaupre  
21 Bernie Wolfe

### HIGHEST WINNING PERCENTAGE

.694 Jose Theodore (62-24-12)  
**.671 Braden Holtby (225-89-35)**  
.655 Semyon Varlamov (30-13-12)

## MOST SHUTOUTS

35 Olie Kolzig  
**32 Braden Holtby**  
14 Jim Carey

## LOWEST GAA

2.29 Philipp Grubauer  
2.37 Jim Carey  
**2.41 Braden Holtby**

## MOST GOALS AGAINST

1,860 Olie Kolzig  
831 **Braden Holtby**  
773 Don Beaupre

## HIGHEST SAVE PERCENTAGE

**.923 Philipp Grubauer**  
**.919 Braden Holtby**  
.917 Semyon Varlamov

## MOST SHOTS FACED

19,873 Olie Kolzig  
**10,306 Braden Holtby**  
6,809 Don Beaupre

## MOST SAVES MADE

18,013 Olie Kolzig  
**9,475 Braden Holtby**  
6,040 Don Beaupre

## MOST ASSISTS

17 Olie Kolzig  
9 Mike Palmateer  
**8 Braden Holtby**

## MOST PENALTY MINUTES

114 Don Beaupre  
107 Olie Kolzig  
44 Ron Low

## INDIVIDUAL – SEASON

### MOST POINTS

136 Dennis Maruk (1981-82)  
**112 Alex Ovechkin (2007-08)**  
**110 Alex Ovechkin (2008-09)**  
By Defenseman  
81 Larry Murphy (1986-87)  
By Rookie  
**106 Alex Ovechkin (2005-06)**  
**69 Nicklas Backstrom (2007-08)**

### MOST GOALS

**65 Alex Ovechkin (2007-08)**  
60 Dennis Maruk (1981-82)  
**56 Alex Ovechkin (2008-09)**  
By Defenseman  
34 Kevin Hatcher (1992-93)  
By Rookie  
**52 Alex Ovechkin (2005-06)**  
At Home  
**34 Alex Ovechkin (2008-09)**  
**32 Alex Ovechkin (2007-08)**  
On Road  
**33 Alex Ovechkin (2007-08)**

### MOST ASSISTS

76 Dennis Maruk (1981-82)  
69 Adam Oates (2000-01)  
**68 Nicklas Backstrom (2009-10)**  
By Defenseman  
61 Scott Stevens (1988-89)  
By Rookie  
**55 Nicklas Backstrom (2007-08)**

## MOST POWER-PLAY GOALS

**25 Alex Ovechkin (2014-15)**  
**24 Alex Ovechkin (2013-14)**  
**22 Alex Ovechkin (2007-08)**  
Peter Bondra (2000-01)

By Defenseman

18 Mike Green (2008-09)  
16 Scott Stevens (1984-85)

By Rookie

**21 Alex Ovechkin (2005-06)**

## MOST SHORTHANDED GOALS

6 Mike Gartner (1986-87)  
Peter Bondra (1994-95)  
Five times; most recent Matt  
Pettinger (2005-06)

By Defenseman

2 Six times; most recent Sylvain  
Cote (1993-94)

By Rookie

4 Jeff Halpern (1999-00)

## MOST GAME-WINNING GOALS

13 Peter Bondra (1997-98)  
**11 Alex Ovechkin (2014-15)**  
**Alex Ovechkin (2010-11)**  
**Alex Ovechkin (2007-08)**  
Mike Gartner (1984-85)

By Defenseman

6 Kevin Hatcher (1992-93)

By Rookie

**5 Alex Ovechkin (2005-06)**  
Chris Valentine (1981-82)

## MOST OVERTIME GOALS

**3 Alex Ovechkin (2017-18)**  
**Alex Ovechkin (2013-14)**  
**Alex Ovechkin (2010-11)**  
Mike Green (2007-08)

## HIGHEST SHOOTING PERCENTAGE

28.9 Bill Riley (1976-77)  
26.7 Mathieu Perreault (2011-12)  
26.3 Craig Laughlin (1985-86)

## MOST PENALTY MINUTES

339 Alan May (1989-90)  
305 Craig Berube (1993-94)  
291 Neil Sheehy (1989-90)  
By Defenseman  
291 Neil Sheehy (1989-90)  
By Rookie  
339 Alan May (1989-90)

## BEST PLUS-MINUS RATING

+50 Jeff Schultz (2009-10)  
**+45 Alex Ovechkin (2009-10)**  
+39 Mike Green (2009-10)

## MOST SHOTS ON GOAL

**528 Alex Ovechkin (2008-09)**  
**446 Alex Ovechkin (2007-08)**  
**425 Alex Ovechkin (2005-06)**

## MOST HAT TRICKS

4 Four times; most recent  
Alexander Semin (2010-11)  
By Defenseman  
1 Sergei Gonchar (1999-00)  
Kevin Hatcher (1992-93)  
Al Iafate (1992-93)

By Rookie

2 Tony White (1975-76)  
**1 Six times; most recent Alex Ovechkin (2005-06)**

## MOST CONSECUTIVE GAMES WITH A POINT

17 Mike Gartner, 10/13/84 to  
11/21/84, 12-16-28  
Mike Gartner, 2/26/81 to 4/4/81,  
17-9-26

By Defenseman

10 Al Iafate, 11/25/92 to 12/12/92,  
7-13-20  
Robert Picard, 12/17/78 to 1/9/79,  
7-13-20

By Rookie

**11 Alex Ovechkin, 3/18/06 to 4/7/06, 5-12-17**

## MOST CONSECUTIVE GAMES WITH A POINT TO BEGIN A CAREER

**8 Alex Ovechkin, 10/5/05 to 10/20/05, 6-4-10**

## MOST CONSECUTIVE GAMES WITH A GOAL

9 Mike Gartner, 1/17/87 to 2/1/87,  
12 goals  
Alan Haworth, 10/25/85 to  
11/12/85, 11 goals

By Defenseman

8 Mike Green, 1/27/09 to  
2/14/09, 10 goals

By Rookie

**7 Alex Ovechkin, 2/10/06 to 3/8/06, 8 goals**

## MOST CONSECUTIVE GAMES WITH AN ASSIST

9 Dave Christian, 2/6/87 to 3/1/87,  
11 assists  
Bengt Gustafsson, 11/6/85 to  
11/27/85, 11 assists

## MOST CONSECUTIVE GAMES PLAYED

540 Karl Alzner, 10/8/10 to  
4/9/17

## GOALTENDER – SEASON

### MOST GAMES PLAYED

**73 Braden Holtby (2014-15)**  
73 Olie Kolzig (1999-00)  
72 Olie Kolzig (2000-01)

### MOST MINUTES

4,371 Olie Kolzig (1999-00)  
4,279 Olie Kolzig (2000-01)  
**4,247 Braden Holtby (2014-15)**

### MOST WINS

**48 Braden Holtby (2015-16)**  
**42 Braden Holtby (2016-17)**  
**41 Braden Holtby (2014-15)**  
41 Olie Kolzig (1999-00)

### MOST LOSSES

36 Ron Low (1974-75)  
35 Olie Kolzig (2003-04)  
31 Olie Kolzig (1998-99)  
Ron Low (1975-76)

### MOST TIES

11 Olie Kolzig (1999-00)  
10 Olie Kolzig (1997-98)  
Wayne Stephenson (1979-80)

### HIGHEST WINNING PERCENTAGE

**.805 Braden Holtby (2015-16)**  
.761 Jose Theodore (2009-10)  
.738 Al Jensen (1985-86)  
**Braden Holtby (2016-17)**

# Record Book

## MOST SHUTOUTS

9	<b>Braden Holtby (2014-15)</b> <b>Braden Holtby (2016-17)</b> Jim Carey (1995-96)
5	Olie Kolzig (2000-01) Olie Kolzig (1999-00) Olie Kolzig (1997-98) Don Beaupre (1990-91)

## LOWEST GAA

2.04	<b>Philipp Grubauer (2016-17)</b>
2.07	<b>Braden Holtby (2016-17)</b>
2.13	Jim Carey (1994-95)

## MOST GOALS AGAINST

235	Ron Low (1974-75)
208	Ron Low (1975-76)
206	Olie Kolzig (2005-06) Dave Parro (1981-82)

## HIGHEST SAVE PERCENTAGE

.926	<b>Philipp Grubauer (2016-17)</b>
.925	<b>Braden Holtby (2016-17)</b>
.924	Semyon Varlamov (2010-11)

## MOST SHOTS FACED

2,044	<b>Braden Holtby (2014-15)</b>
1,997	Olie Kolzig (2001-02)
1,987	Olie Kolzig (2005-06)

## MOST SAVES MADE

1,887	<b>Braden Holtby (2014-15)</b>
1,805	Olie Kolzig (2001-02)
1,794	Olie Kolzig (1999-00)

## MOST ASSISTS

8	Mike Palmateer (1980-81)
4	Pete Peeters (1986-87)
3	Four times; most recent: Jose Theodore (2008-09)

## MOST PENALTY MINUTES

30	Don Beaupre (1991-92)
24	Don Beaupre (1989-90)
22	Al Jensen (1983-84)

## MOST CONSECUTIVE GAMES STARTED

25	<b>Braden Holtby, 2/17/15 to 4/11/15 (15-8-1)</b>
22	Wayne Stephenson, 2/23/80 to 4/5/80 (11-8-3)
21	<b>Braden Holtby, 12/2/14 to 1/14/15 (17-5-5)</b>

## LONGEST WINNING STREAK

10	Jose Theodore, 1/13/10 to 2/7/10 Pat Riggin, 1/27/84 to 2/18/84
----	--

## LONGEST UNBEATEN STREAK

22	<b>Braden Holtby, 11/12/15 to 12/14/15 (20-0-2)</b>
13	Pat Riggin, 1/27/84 to 2/18/84 (12-0-1)

## LONGEST SHUTOUT STREAK

203:52	Pat Riggin, 1/27/84 to 2/3/84
200:04	Jim Carey, 3/26/96 to 3/31/96
184:04	Jim Carey, 3/18/95 to 3/25/95

## INDIVIDUAL – GAME

### MOST POINTS

7	Jaromir Jagr, 1/11/03 in a 12-2 win vs. FLA Dino Ciccarelli, 3/18/89 in an 8-2 win at HFD
At Home	7 Jaromir Jagr, 1/11/03 in a 12-2 win vs. FLA
On Road	7 Dino Ciccarelli, 3/18/89 in an 8-2 win at HFD
By Defenseman	5 Scott Stevens, 12/6/87 in a 10-3 win vs. LA Greg Theberge, 11/21/81 in a 10-4 win vs. PHI
By Rookie	5 Greg Theberge, 11/21/81 in a 10-4 win vs. PHI

### MOST GOALS

5	Peter Bondra, 2/5/94 in a 6-3 win vs. TB Bengt Gustafsson, 1/8/84 in a 7-1 win at PHI
4	20 times; most recent <b>Alex Ovechkin, 12/10/13 in a 6-5 shootout win vs. TB</b>
At Home	5 Peter Bondra, 2/5/94 in a 6-3 win vs. TB
On Road	5 Bengt Gustafsson, 1/8/84 in a 7-1 win at PHI
By Defenseman	3 Sergei Gonchar, 1/4/00 in a 6-1 win vs. MTL Kevin Hatcher, 1/13/93 in a 5-4 loss at NYR
By Rookie	4 Jaroslav Svejksky, 4/13/97 in an 8-3 win at BUF Chris Valentine, 2/27/82 in a 7-1 win vs. HFD Bob Carpenter, 2/25/82 in a 9-1 win vs. STL

### MOST ASSISTS

6	Mike Ridley, 1/7/89 in a 6-3 win vs. CHI
By Defenseman	5 Scott Stevens, 12/6/87 in a 10-3 win vs. LA
By Rookie	4 <b>Nicklas Backstrom, 1/21/08 in a 6-5 SO win at PIT</b> <b>Nicklas Backstrom, 1/19/08 in a 5-3 win vs. FLA</b> Rolf Edberg, 3/10/79 in a 7-5 win vs. STL

### MOST PENALTY MINUTES

35	Todd Krygier, 1/26/91 in a 6-4 win vs. PIT
----	--

### MOST SAVES

52	Olie Kolzig, 3/3/00 in a 2-2 tie vs. DET Michel Belhumeur, 12/7/74 in an 8-2 loss at STL
----	---

## INDIVIDUAL – PERIOD

### MOST POINTS

5	Dennis Maruk, 3/5/82 in an 8-6 win vs. CGY
---	--

### MOST GOALS

4	Peter Bondra, 2/5/94 in a 6-3 win vs. TB
---	--

### MOST ASSISTS


4	Five times; most recent Adam Oates, 1/6/98 in a 5-3 win vs. TOR
---	---

### MOST PENALTY MINUTES

34	Randy Holt, 3/27/82 in a 4-4 tie vs. PHI
----	--



# PLAYOFF HISTORY



EVGENY KUZNETSOV



# Stanley Cup Timeline

## Eastern Conference Quarterfinal - Capitals Defeat Blue Jackets, 4-2

### Game 3: Eller's Double OT Winner Secures Caps' First Postseason Win

After dropping the first two games of their first-round series against the Columbus Blue Jackets, the Capitals responded in Game 3 at Nationwide Arena. Lars Eller scored the game-winning goal nine minutes into double overtime and Braden Holtby made 33 saves as the Capitals earned a 3-2 win. The Capitals successfully killed all four Columbus power plays, including a full two-minute man-advantage in the first overtime. Eller's first career postseason OT winner secured the first of four consecutive Washington wins. Alex Ovechkin had two assists in his 100th career Stanley Cup playoff game.



### Game 4: Caps No. 1 Line Shines

Evgeny Kuznetsov had a goal and three assists, while Alex Ovechkin and Tom Wilson had a goal and an assist each as the Capitals beat the Blue Jackets 4-1 in Game 4. The series would return to D.C. tied at two games apiece.

### Game 5: Backstrom Delivers in OT, Gives Capitals 3-2 Series Lead

Nicklas Backstrom scored his first two goals of the postseason, including the overtime winner as the Capitals beat Columbus 4-3 in OT in Game 5. Backstrom's deflection of a Dmitry Orlov point shot at 11:53 of overtime gave him his franchise-record fourth career postseason OT winner. It also provided the Capitals with a 3-2 series lead.

### Game 6: Capitals Eliminate Columbus, Book Rematch with Penguins

In a span of just over five-and-a-half minutes in Game 6 against Columbus, Alex Ovechkin scored an even-strength goal, drew a penalty and scored on the ensuing power play. Ovechkin's sequence late in the second period helped break a 1-1 tie and give Washington a 3-1 lead heading into the second intermission. Devante Smith-Pelly would add the eventual game-winning goal in the third period, while Chandler Stephenson became the first rookie in team history to score a postseason shorthanded goal. The Capitals beat Columbus 6-3 in Game 6 and became the first team in NHL history to win a series after dropping the first two games in overtime.





# Stanley Cup Timeline

## Eastern Conference Semifinal - Capitals Defeat Penguins, 4-2

### Game 2: Caps Erase Series Deficit vs. Pittsburgh

The Capitals responded after dropping their series opener in Round 2 against Pittsburgh with a convincing 4-1 win in Game 2. Alex Ovechkin scored 86 seconds into the first period and rookie Jakub Vrana scored the game-winning goal as the Capitals evened the series at a game apiece.

### Game 3: Ovechkin's Late Winner Gives Caps Series Lead

In what may go down as one of the biggest goals of his career, Alex Ovechkin capped off a 2-on-1 rush with Nicklas Backstrom with 1:07 remaining in regulation and beat Matt Murray to secure a 4-3 Capitals win in Game 3. Pittsburgh had built a 3-2 lead through two periods, but Matt Niskanen tied the score 5:06 into the third before Ovechkin and Backstrom teamed up to complete the comeback. Ovechkin's goal came at the end of a 1:26 shift- his longest even-strength shift of the game – and gave Washington a 2-1 series lead.

### Game 5: Vrana Provides Third Period Spark

With the Capitals trailing Pittsburgh 3-2 heading into the third period of a critical Game 5 at home, rookie Jakub Vrana joined Alex Ovechkin and Evgeny Kuznetsov on the No.1 line. Pittsburgh had command of the second period, scoring twice and outshooting Washington 18-5. The Capitals needed a spark. Vrana and the newly-configured top line provided one. In the opening minute of the most important period of their season, Vrana sprung Kuznetsov for the game-tying goal on a breakaway. Vrana later scored the go-ahead marker on a feed from Ovechkin with 4:38 remaining. Although the Capitals lost Nicklas Backstrom with an injury in the third, they won 6-3 and took a 3-2 series lead.

### Game 6: Kuznetsov Nets OT Winner; Sends Caps to Eastern Conference Final

Despite missing three of their top-six forwards for Game 6 in Pittsburgh – Nicklas Backstrom, Andre Burakovsky and Tom Wilson were all out – the undermanned Capitals beat the Penguins 2-1 in overtime. Washington dressed a franchise-record five rookies in Game 6, including two – Travis Boyd and Nathan Walker – who made their NHL postseason debut. That didn't keep the Capitals from eliminating the two-time defending Stanley Cup champions. Alex Chiasson opened the scoring on a pass from Walker in the second period, before Alex Ovechkin fed Evgeny Kuznetsov for the game-winner in OT. For the first time in 20 years, the Capitals advanced to the Eastern Conference Final.





# Stanley Cup Timeline



## Eastern Conference Final - Capitals Defeat Lightning, 4-3

### Game 1: Caps Draw First Blood in Tampa Bay

The Capitals opened the Eastern Conference Final with a 4-2 win in Game 1 in Tampa Bay. Alex Ovechkin had a power-play goal and an assist in his Eastern Conference Final debut while Jay Beagle, Michal Kempny and Lars Eller also scored as the Capitals built a 4-0 lead in the second period. Game 1 could have turned late in the first period when Tampa Bay's Nikita Kucherov appeared to tie the score 1-1. Instead, the Lightning were penalized for having too many men on the ice. The goal was erased and Washington received a power play. Two seconds into the ensuing man advantage, Ovechkin gave the Capitals a 2-0 lead.

### Game 2: Caps Continue Road Success

With Nicklas Backstrom missing a third consecutive game due to injury, centers Evgeny Kuznetsov and Lars Eller had a goal and two assists each as the Capitals beat the Lightning 6-2 to take a 2-0 series lead. Alex Ovechkin, Tom Wilson, Brett Connolly and Devante Smith-Pelly also scored as the Capitals improved to 7-1 on the road in the postseason. John Carlson had two assists to establish a franchise record for most points in a single postseason by a defenseman (13).



### Game 6: Holtby Blanks Bolts

Facing elimination for the first time in the 2018 Stanley Cup Playoffs, T.J. Oshie scored twice and Braden Holtby made 24 saves as the Capitals beat the Lightning 3-0 in Game 6. The Capitals controlled possession but were also physical, outitting the Lightning 39-19. Brooks Orpik and Tom Wilson led the Capitals with six hits each.

### Game 7: Holtby Earns Another Shutout; Caps Advance to Cup Final

Alex Ovechkin opened the scoring just 62 seconds into the first period and Braden Holtby made 29 saves as the Capitals beat the Lightning 4-0 in Game 7. With the win, the Capitals advanced to the Stanley Cup Final for the first time since 1998. Holtby stopped the final 61 shots he faced against Tampa Bay and ended the series with a shutout streak of 157:13. Andre Burakovsky added a pair of insurance markers in the second period and joined Dale Hunter (1988) as the only Capitals to score two goals in a Game 7. Evgeny Kuznetsov picked up an assist and established a Capitals postseason record by extending his point streak to 10 games.





# Stanley Cup Timeline

## Stanley Cup Final - Capitals Defeat Golden Knight, 4-1

### Game 2: Orpik Nets Winner; Capitals Earn First Win in Stanley Cup Final

Capitals leading-scorer Evgeny Kuznetsov left Game 2 late in the first period due to injury, but Lars Eller was among those who picked up the slack. Eller factored in all of Washington's scoring with a goal and two assists as the Capitals beat Vegas 3-2 to even the Cup Final at a game apiece. Alex Ovechkin scored a power-play goal and Brooks Orpik emerged as the unlikely game-winning goal scorer. Orpik broke a personal 220-game goalless drought midway through the second period. Braden Holtby made 37 saves, none bigger than his sprawling paddle stop on Alex Tuch with two minutes remaining in regulation to preserve Washington's one-goal lead.



### Game 3: Capitals Take Series Lead in Cup Final

Alex Ovechkin and Evgeny Kuznetsov both scored first-period goals while Devante Smith-Pelly added an insurance tally in the third as the Capitals beat the Golden Knights 3-1 in Game 3. The win gave the Capitals their first ever Stanley Cup Final victory on home ice and a 2-1 series lead. Ovechkin scored 1:10 into the first period, tying John Druce's franchise record with his 14th goal of the playoffs.



### Game 4: Balanced Attack Puts Capitals on Verge of Cup Win

Six different Capitals scored and Evgeny Kuznetsov had four assists as Washington beat Vegas 6-2 in Game 4 of the Stanley Cup Final. Kuznetsov became the 12th player in NHL history and the first since Joe Sakic in 1996 to record four assists in a game in the Stanley Cup Final. T.J. Oshie, Tom Wilson and Devante Smith-Pelly all scored in the first period while John Carlson added a power-play tally in the second. Michal Kempny and Brett Connolly also scored for the Capitals, who dominated the special teams battle going 4-for-4 on the penalty kill and 3-for-5 on the power play.

### Game 5: Capitals Rally Once More; Win the Stanley Cup

The Capitals earned the first Stanley Cup title in franchise history with a 4-3 win in Game 5 at T-Mobile Arena. Vegas led 3-2 at the second intermission, but Devante Smith-Pelly and Lars Eller scored in the third period to secure the Capitals' comeback win. Smith-Pelly's seven goals in the playoffs matched his entire total from the regular season. He capped off the Stanley Cup Final on a three-game goal scoring streak. Jakub Vrana and Alex Ovechkin also scored in the Cup-clinching win. Ovechkin's 15th goal of the playoffs established a new franchise record. John Carlson added an assist to become the Capitals all-time postseason leading scorer among defensemen (55 points in 100 games). The Capitals, who clinched all four series on the road, tied a League record with 10 road wins in the playoffs. They also joined the 1991 Penguins as the only teams to win the Stanley Cup despite trailing in all four series.



# Playoff History

## YEAR-BY-YEAR PLAYOFF RECORDS

Year	Series	W	L	GP	W	L	GF	GA	Result
2017-18	4	4	0	24	16	8	86	61	Won Stanley Cup
2016-17	2	1	1	13	7	6	36	36	Reached ECSF
2015-16	2	1	1	12	6	6	29	22	Reached ECSF
2014-15	2	1	1	14	7	7	28	28	Reached ECSF
2012-13	1	0	1	7	3	4	12	16	Reached ECQF
2011-12	2	1	1	14	7	7	29	30	Reached ECSF
2010-11	2	1	1	9	4	5	23	24	Reached ECSF
2009-10	1	0	1	7	3	4	22	20	Reached ECQF
2008-09	2	1	1	14	7	7	41	38	Reached ECSF
2007-08	1	0	1	7	3	4	20	23	Reached ECQF
2002-03	1	0	1	6	2	4	15	14	Reached ECQF
2000-01	1	0	1	6	2	4	10	14	Reached ECQF
1999-00	1	0	1	5	1	4	8	17	Reached ECQF
1997-98	4	3	1	21	12	9	53	44	Reached SCF
1995-96	1	0	1	6	2	4	17	21	Reached ECQF
1994-95	1	0	1	7	3	4	26	29	Reached ECQF
1993-94	2	1	1	11	5	6	32	32	Reached ECSF
1992-93	1	0	1	6	2	4	22	23	Reached DSF
1991-92	1	0	1	7	3	4	27	25	Reached DSF
1990-91	2	1	1	11	5	6	29	35	Reached DF
1989-90	3	2	1	15	8	7	49	48	Reached CF
1988-89	1	0	1	6	2	4	19	25	Reached DSF
1987-88	2	1	1	14	7	7	54	50	Reached DF
1986-87	1	0	1	7	3	4	19	19	Reached DSF
1985-86	2	1	1	9	5	4	36	24	Reached DF
1984-85	1	0	1	5	2	3	12	14	Reached DSF
1983-84	2	1	1	8	4	4	28	25	Reached DF
1982-83	1	0	1	4	1	3	11	19	Reached DSF
28-Year Totals	47	20	27	275	132	143	789	776	

## ALL-TIME PLAYOFF RECORD VS. OPPONENTS – SERIES

Opponent	Series	W	L	Last Meeting	Round	Result
Boston	3	2	1	2011-12	ECQF	W, 4-3
Columbus	1	1	0	2017-18	ECQF	W, 4-2
Buffalo	1	1	0	1997-98	ECF	W, 4-2
Detroit	1	0	1	1997-98	SCF	L, 0-4
Montreal	1	0	1	2009-10	ECQF	L, 3-4
New Jersey	2	1	1	1989-90	ECQF	W, 4-2
NY Islanders	7	2	5	2014-15	ECQF	W, 4-3
NY Rangers	9	4	5	2014-15	ECSF	L, 3-4
Ottawa	1	1	0	1997-98	ECSF	W, 4-1
Philadelphia	5	3	2	2015-16	ECQF	W, 4-2
Pittsburgh	11	2	9	2017-18	ECSF	W, 4-2
Tampa Bay	3	1	2	2017-18	ECF	W, 4-3
Toronto	1	1	0	2016-17	ECQF	W, 4-2
Vegas	1	1	0	2017-18	SCF	W, 4-1

## ALL-TIME PLAYOFF RECORD VS. OPPONENTS – GAMES

Opponent	TOTAL					HOME					AWAY				
	GP	W	L	GF	GA	GP	W	L	GF	GA	GP	W	L	GF	GA
Boston	17	8	9	37	43	8	2	6	17	25	9	6	3	20	18
Columbus	6	4	2	24	18	3	1	2	11	12	3	3	0	13	6
Buffalo	6	4	2	13	11	3	1	2	4	6	3	3	0	9	5
Detroit	4	0	4	7	13	2	0	2	2	6	2	0	2	5	7
Montreal	7	3	4	22	20	4	1	3	10	12	3	2	1	12	8
New Jersey	13	7	6	44	43	7	3	4	15	17	6	4	2	29	26
NY Islanders	37	16	21	104	114	20	10	10	57	61	17	6	11	47	53
NY Rangers	55	28	27	144	134	27	18	9	69	53	28	10	18	75	81
Ottawa	5	4	1	18	7	3	3	0	13	3	2	1	1	5	4
Philadelphia	29	16	13	99	84	16	10	6	53	45	13	6	7	46	39
Pittsburgh	68	28	40	195	214	35	16	19	91	98	32	12	21	104	116
Tampa Bay	17	6	11	48	45	8	1	7	16	24	9	5	4	32	21
Toronto	6	4	2	18	16	3	2	1	8	7	3	2	1	10	9
Vegas	5	4	1	20	14	2	2	0	9	3	2	2	1	11	11
Totals	274	132	143	793	776	141	70	71	375	372	134	62	72	418	404

## PLAYOFF RECORDS BY GAME

GAME 1:	27-20	Home: 18-11	Road: 9-9
GAME 2:	24-23	Home: 15-13	Road: 9-10
	When Leading, 1-0: 12-15		
	When Trailing, 0-1: 12-8		
GAME 3:	18-29	Home: 5-13	Road: 13-16
	When Leading, 2-0: 4-8		
	When Tied, 1-1: 11-16		
	When Trailing, 0-2: 3-5		
GAME 4:	23-22	Home: 11-8	Road: 12-14
	When Leading, 3-0: 0-1		
	When Leading, 2-1: 12-9		
	When Trailing, 1-2: 9-9		
	When Trailing, 0-3: 2-3		
GAME 5:	18-23	Home: 13-13	Road: 5-10
	When Leading, 3-1: 4-9		
	When Tied, 2-2: 8-10		
	When Trailing, 1-3: 6-4		
GAME 6:	17-15	Home: 5-5	Road: 12-10
	When Leading, 3-2: 9-8		
	When Trailing 2-3: 8-7		
GAME 7:	5-11	Home: 3-8	Road: 2-3





# All-Time Playoff Scoring

	Player	GP	G	A	PTS	PIM	PPG	SH	GW
1.	<b>Alex Ovechkin*</b>	<b>121</b>	<b>61</b>	<b>56</b>	<b>117</b>	<b>54</b>	<b>21</b>	<b>0</b>	<b>8</b>
2.	<b>Nicklas Backstrom*</b>	<b>116</b>	<b>31</b>	<b>67</b>	<b>98</b>	<b>54</b>	<b>7</b>	<b>0</b>	<b>6</b>
3.	Dale Hunter	100	25	47	72	372	11	0	2
4.	Mike Ridley	76	19	41	60	40	3	1	2
5.	Peter Bondra	73	30	26	56	54	13	0	6
6.	<b>John Carlson*</b>	<b>100</b>	<b>18</b>	<b>37</b>	<b>55</b>	<b>36</b>	<b>12</b>	<b>0</b>	<b>1</b>
	Michal Pivonka	95	19	36	55	86	5	1	1
8.	Calle Johansson	95	12	42	54	42	4	0	1
9.	Scott Stevens	67	9	44	53	180	4	0	2
10.	<b>Evgeny Kuznetsov*</b>	<b>63</b>	<b>23</b>	<b>28</b>	<b>51</b>	<b>40</b>	<b>4</b>	<b>0</b>	<b>4</b>
11.	Kevin Hatcher	83	16	32	48	224	4	2	1
12.	Kelly Miller	100	17	30	47	59	1	4	2
13.	<b>T.J. Oshie*</b>	<b>49</b>	<b>18</b>	<b>25</b>	<b>43</b>	<b>46</b>	<b>10</b>	<b>0</b>	<b>5</b>
	Mike Gartner	47	16	27	43	61	4	0	1
15.	Joseph Juneau	44	13	28	41	22	3	1	5
16.	Dave Christian	49	17	19	36	17	4	0	1
17.	Mike Green	71	9	26	35	75	6	0	2
	Dino Ciccarelli	32	21	14	35	54	8	0	3
19.	Alexander Semin	51	15	19	34	46	5	0	4
20.	Brooks Laich	65	10	22	32	26	2	0	1
21.	Sergei Gonchar	51	13	18	31	48	5	1	3
22.	Marcus Johansson	69	9	21	30	6	2	0	2
23.	Bengt-Ake Gustafsson	32	9	19	28	16	6	0	1
24.	Dmitri Khristich	45	9	17	26	33	4	0	1
	Larry Murphy	42	9	17	26	51	5	0	2
	Jason Chimera	63	12	14	26	30	0	0	6
27.	Robert Gould	50	12	12	24	50	1	2	1
28.	<b>Lars Eller*</b>	<b>37</b>	<b>7</b>	<b>16</b>	<b>23</b>	<b>28</b>	<b>1</b>	<b>0</b>	<b>3</b>
	Bobby Carpenter	32	10	13	23	53	3	0	1
30.	<b>Matt Niskanen*</b>	<b>63</b>	<b>2</b>	<b>18</b>	<b>20</b>	<b>33</b>	<b>1</b>	<b>0</b>	<b>0</b>
	<b>Tom Wilson*</b>	<b>62</b>	<b>8</b>	<b>12</b>	<b>20</b>	<b>103</b>	<b>0</b>	<b>0</b>	<b>1</b>
	John Druce	34	16	4	20	32	9	1	5
	Sylvain Cote	40	6	14	20	30	1	0	0
	Adam Oates	32	6	14	20	12	1	1	1
	Goeff Courtnall	21	6	14	20	44	2	0	2
37.	Jay Beagle*	85	8	11	19	26	1	0	2
	Alan Haworth	32	8	11	19	24	2	0	1
39.	Joel Ward	35	5	13	18	14	1	0	2
	Rod Langway	78	2	16	18	55	1	0	1
41.	Steve Konowalchuk	39	5	12	17	44	2	2	0
42.	<b>Andre Burakovsky*</b>	<b>49</b>	<b>8</b>	<b>8</b>	<b>16</b>	<b>12</b>	<b>0</b>	<b>0</b>	<b>1</b>
	Justin Williams	25	6	10	16	20	1	0	1
	Al Iafrate	23	11	5	16	40	4	0	2
	Gaetan Duchesne	33	10	6	16	39	0	1	1
	Andrei Nikolishin	32	1	15	16	18	1	0	0
47.	Brian Bellows	21	6	7	13	6	2	0	1
	Gregory Adams	36	2	11	13	132	1	0	0
	Sergei Fedorov	21	2	11	13	20	0	0	1
50.	<b>Dmitry Orlov*</b>	<b>48</b>	<b>2</b>	<b>10</b>	<b>12</b>	<b>8</b>	<b>0</b>	<b>0</b>	<b>0</b>
	Tom Poti	27	2	10	12	17	1	0	0
	Todd Krygier	35	8	4	12	36	0	1	2
	Stephen Leach	44	6	6	12	28	1	0	1
54.	Karl Alzner	64	3	8	11	16	0	0	1
	Matt Bradley	37	3	8	11	8	0	1	1
	Mike Knuble	24	6	5	11	20	1	1	0
58.	Richard Zednik	22	7	3	10	21	2	0	0
	Craig Laughlin	27	6	4	10	18	1	0	4
60.	<b>Brooks Orpik*</b>	<b>57</b>	<b>1</b>	<b>8</b>	<b>9</b>	<b>44</b>	<b>0</b>	<b>0</b>	<b>1</b>
	<b>Brett Connolly*</b>	<b>31</b>	<b>6</b>	<b>3</b>	<b>9</b>	<b>6</b>	<b>1</b>	<b>0</b>	<b>0</b>
	Troy Brouwer	35	3	6	9	28	1	0	1
	Keith Jones	26	4	5	9	75	1	0	0
	Viktor Kozlov	21	4	5	9	8	0	0	1

	Player	GP	G	A	PTS	PIM	PPG	SH	GW
	Jeff Halpern	19	4	5	9	23	2	0	2
66.	<b>Jakub Vrana*</b>	<b>23</b>	<b>3</b>	<b>5</b>	<b>8</b>	<b>2</b>	<b>1</b>	<b>0</b>	<b>2</b>
	<b>Devante Smith-Pelly*</b>	<b>24</b>	<b>7</b>	<b>1</b>	<b>8</b>	<b>12</b>	<b>0</b>	<b>0</b>	<b>2</b>
	John Tucker	12	1	7	8	0	0	0	0
69.	<b>Chandler Stephenson*</b>	<b>24</b>	<b>2</b>	<b>5</b>	<b>7</b>	<b>8</b>	<b>0</b>	<b>1</b>	<b>0</b>
	John Erskine	39	1	6	7	32	0	0	0
	David Steckel	24	4	3	7	8	0	0	1
	Robert Rouse	21	4	3	7	51	1	0	0
	Joseph Reekie	48	3	4	7	57	0	1	1
	Doug Jarvis	17	3	4	7	8	0	0	0
	Jaromir Jagr	6	2	5	7	2	1	0	0
76.	Kevin Shattenkirk	13	1	5	6	6	1	0	1
	Eric Fehr	33	5	1	6	10	0	0	0
	Esa Tikkanen	21	3	3	6	20	1	0	0
	Dave Tippett	17	2	4	6	8	0	0	0
	Garry Galley	15	2	4	6	13	0	0	0
	Michael Eagles	25	1	5	6	8	0	0	0
	Yvon Coriveau	18	1	5	6	32	0	0	0
	Jason Arnott	9	1	5	6	2	1	0	0
84.	<b>Michal Kempny*</b>	<b>24</b>	<b>2</b>	<b>3</b>	<b>5</b>	<b>10</b>	<b>0</b>	<b>0</b>	<b>0</b>
	Nate Schmidt	21	1	4	5	6	0	0	0
	Tomas Fleischmann	22	3	2	5	10	1	0	1
	Michael Nylander	9	3	2	5	10	1	0	1
	Bryan Erickson	8	2	3	5	7	1	0	0
	Pat Elynuik	6	2	3	5	19	0	0	0
	Boyd Gordon	36	1	4	5	10	0	1	0
91.	Mathieu Perreault	11	1	3	4	0	0	0	0
	Brendan Witt	31	4	0	4	26	1	0	0
	Chris Simon	28	3	1	4	54	0	0	0
	Timothy Bergland	26	2	2	4	22	0	0	0
	Pat Peake	13	2	2	4	20	2	0	0
	David Poulin	13	2	2	4	19	0	0	0
	Dainius Zubrus	12	2	2	4	6	1	0	0
	Randy Burridge	17	1	3	4	12	0	0	0
	Roman Hamlik	14	1	3	4	12	0	0	0
	Glen Currie	12	1	3	4	4	0	0	0
	Andrew Brunette	6	1	3	4	0	0	0	0
	Philip Housley	18	0	4	4	4	0	0	0
	Trevor Linden	6	0	4	4	14	0	0	0
105.	<b>Braden Holtby*</b>	<b>82</b>	<b>0</b>	<b>3</b>	<b>3</b>	<b>6</b>	<b>0</b>	<b>0</b>	<b>0</b>
	Lou Franceschetti	33	2	1	3	83	0	0	1
	Gregory Smith	25	2	1	3	43	0	1	0
	Robert Joyce	14	2	1	3	9	0	0	0
	John Barrett	9	2	1	3	35	0	0	1
	Robert Lang	6	2	1	3	2	0	0	1
	Alan May	39	1	2	3	80	0	0	1
	Ken Klee	34	1	2	3	38	0	0	0
	Mark Tinordi	28	1	2	3	60	0	0	0
	Michael Lalor	10	1	2	3	22	0	0	0
	Marco Sturm	9	1	2	3	4	1	0	0
	Jorgen Pettersson	8	1	2	3	2	1	0	0
	Dennis Wideman	14	0	3	3	2	0	0	0
118.	<b>Alex Chiasson*</b>	<b>16</b>	<b>1</b>	<b>1</b>	<b>2</b>	<b>4</b>	<b>0</b>	<b>0</b>	<b>0</b>
	Milan Jurcina	21	2	0	2	18	0	1	0
	Peter Sundstrom	14	2	0	2	6	0	1	1
	Matt Hendricks	21	1	1	2	10	0	0	0
	Nick Kypreos	16	1	1	2	53	0	0	0
	Donald Brashear	11	1	1	2	18	0	0	0
	John Slaney	11	1	1	2	2	1	0	0
	Mike Ribeiro	7	1	1	2	10	0	0	1
	Joe Corvo	7	1	1	2	4	0	0	0
	Mike Grier	6	1	1	2	2	0	0	0

# All-Time Playoff Scoring

	Player	GP	G	A	PTS	PIM	PPG	SH	GW
	Dennis Maruk	4	1	1	2	2	0	0	0
	Shaone Morrison	26	0	2	2	16	0	0	0
	Brian Pothier	13	0	2	2	8	0	0	0
	James Johnson	13	0	2	2	14	0	0	0
	Ulf Dahlen	11	0	2	2	4	0	0	0
	Darren Veitch	10	0	2	2	19	0	0	0
	Paul Cavallini	6	0	2	2	18	0	0	0
	Kip Miller	5	0	2	2	2	0	0	0
	Brian Engblom	4	0	2	2	2	0	0	0
	Jeff Brown	2	0	2	2	0	0	0	0
	Keith Aucoin	14	0	2	2	2	0	0	0
140.	<b>Christian Djoos*</b>	<b>22</b>	<b>0</b>	<b>1</b>	<b>1</b>	<b>4</b>	<b>0</b>	<b>0</b>	<b>0</b>
	<b>Nathan Walker*</b>	<b>1</b>	<b>0</b>	<b>1</b>	<b>1</b>	<b>0</b>	<b>0</b>	<b>0</b>	<b>0</b>
	Jakub Jerabek*	2	0	1	1	2	0	0	0
	Taylor Chorney	7	0	1	1	4	0	0	0
	Tim Gleason	14	0	1	1	5	0	0	0
	Curtis Glencross	10	1	0	1	2	0	0	0
	Jack Hillen	7	0	1	1	6	0	0	0
	Steve Oleksy	7	0	1	1	4	0	0	0
	Craig Berube	38	1	0	1	90	0	0	1
	Grant Ledyard	14	1	0	1	30	0	0	0
	Shawn Anderson	14	1	0	1	12	0	0	0
	Gary Sampson	12	1	0	1	0	0	0	0
	Chris Clark	8	1	0	1	8	0	0	0
	Edward Kastelic	6	1	0	1	32	1	0	0
	Steve Eminger	5	1	0	1	2	0	0	0
	Jason Woolley	4	1	0	1	4	0	0	1
	Kenneth Houston	4	1	0	1	4	0	0	0
	Robert Pearson	3	1	0	1	17	0	0	1
	Grant Martin	1	1	0	1	2	0	0	0
	Neil Sheehy	21	0	1	1	130	0	0	0
	Al Jensen	12	0	1	1	4	0	0	0
	Scott Hannan	9	0	1	1	2	0	0	0
	David Shand	8	0	1	1	13	0	0	0
	Paul MacDermid	7	0	1	1	22	0	0	0
	Eric Belanger	7	0	1	1	4	0	0	0
	Brad Schlegel	7	0	1	1	2	0	0	0
	John Blum	6	0	1	1	4	0	0	0
	Sergei Berezin	6	0	1	1	0	0	0	0
	Jason Doig	6	0	1	1	6	0	0	0
	Brendan Morrison	5	0	1	1	2	0	0	0
	Mike McEwen	5	0	1	1	4	0	0	0
	Peter Andersson	5	0	1	1	2	0	0	0
	Greg Theberge	4	0	1	1	0	0	0	0
	Stewart Holt	4	0	1	1	20	0	0	0
	Tyler Sloan	4	0	1	1	0	0	0	0
	Ivan Ciernik	2	0	1	1	6	0	0	0
	Christopher Felix	2	0	1	1	0	0	0	0
	Don Beaupre	36	0	1	1	4	0	0	0
178.	<b>Shane Gersich*</b>	<b>2</b>	<b>0</b>	<b>0</b>	<b>0</b>	<b>0</b>	<b>0</b>	<b>0</b>	<b>0</b>
	<b>Travis Boyd*</b>	<b>1</b>	<b>0</b>	<b>0</b>	<b>0</b>	<b>0</b>	<b>0</b>	<b>0</b>	<b>0</b>

Player	GP	G	A	PTS	PIM	PP	SH	GW
Daniel Winnik	25	0	0	0	4	0	0	0
Trent Whitfield	14	0	0	0	12	0	0	0
Timo Blomqvist	13	0	0	0	24	0	0	0
Mike Richards	12	0	0	0	4	0	0	0
David Jensen	11	0	0	0	2	0	0	0
Ken Sabourin	11	0	0	0	34	0	0	0
Joseph Sacco	11	0	0	0	6	0	0	0
Rob Zettler	11	0	0	0	2	0	0	0
Rob Murray	9	0	0	0	18	0	0	0
Kevin Kaminski	8	0	0	0	52	0	0	0
Matt Cooke	7	0	0	0	4	0	0	0
Joel Kwiatkowski	6	0	0	0	2	0	0	0
Eric Charron	6	0	0	0	8	0	0	0
Steve Poapst	6	0	0	0	0	0	0	0
Rick Tabaracci	6	0	0	0	4	0	0	0
Stefan Ustorf	5	0	0	0	0	0	0	0
Joe Murphy	5	0	0	0	8	0	0	0
Doug Wickenheiser	5	0	0	0	2	0	0	0
Brian Sutherby	5	0	0	0	10	0	0	0
Michael Latta	4	0	0	0	2	0	0	0
Martin Erat	4	0	0	0	4	0	0	0
Dmitri Mironov	4	0	0	0	4	0	0	0
Todd Nelson	4	0	0	0	0	0	0	0
Kent Paynter	4	0	0	0	10	0	0	0
Bob Mason	4	0	0	0	0	0	0	0
Terry Yake	3	0	0	0	0	0	0	0
Glen Metropolit	3	0	0	0	2	0	0	0
Dwight Schofield	3	0	0	0	14	0	0	0
Scot Kleinendorst	3	0	0	0	0	0	0	0
Jeff Nelson	3	0	0	0	4	0	0	0
Mark Taylor	3	0	0	0	0	0	0	0
Mike Weber	2	0	0	0	0	0	0	0
Andre Hidi	2	0	0	0	0	0	0	0
Milan Novy	2	0	0	0	0	0	0	0
Igor Ulanov	2	0	0	0	4	0	0	0
Jeff Greenlaw	2	0	0	0	21	0	0	0
Christopher Valentine	2	0	0	0	4	0	0	0
Jeff Toms	1	0	0	0	0	0	0	0
Scott Walker	1	0	0	0	0	0	0	0
Mikko Leinonen	1	0	0	0	0	0	0	0
Sean Collins	1	0	0	0	0	0	0	0
Steve Maltais	1	0	0	0	0	0	0	0
Grant Jennings	1	0	0	0	0	0	0	0
Jaroslav Svejksky	1	0	0	0	2	0	0	0
Nolan Baumgartner	1	0	0	0	10	0	0	0
Edward Bulley	1	0	0	0	0	0	0	0
Jim McKenzie	1	0	0	0	0	0	0	0
Craig Billington	1	0	0	0	0	0	0	0
Paul Carey	1	0	0	0	0	0	0	0

\*Indicates 2018 Stanley Cup Champion

## CAREER LEADERS

### GAMES PLAYED

1.	<b>Alex Ovechkin</b> ..... 121
2.	<b>Nicklas Backstrom</b> ..... 116
3.	<b>John Carlson</b> ..... 100
	Dale Hunter ..... 100
	Kelly Miller ..... 100
6.	Michal Pivonka ..... 95
	Calle Johansson ..... 95
8.	Jay Beagle ..... 85
9.	Kevin Hatcher ..... 83
10.	Rod Langway ..... 78

### POWER-PLAY GOALS

1.	<b>Alex Ovechkin</b> ..... 21
2.	Peter Bondra ..... 13
3.	<b>John Carlson</b> ..... 12
4.	Dale Hunter ..... 11
5.	<b>T.J. Oshie</b> ..... 10

### GOALS

1.	<b>Alex Ovechkin</b> ..... 61
2.	<b>Nicklas Backstrom</b> ..... 31
3.	Peter Bondra ..... 30
4.	Dale Hunter ..... 25
5.	<b>Evgeny Kuznetsov</b> ..... 23
6.	Dino Ciccarelli ..... 21
7.	Mike Ridley ..... 19
	Michal Pivonka ..... 19
9.	<b>T.J. Oshie</b> ..... 18
	<b>John Carlson</b> ..... 18

### ASSISTS

1.	<b>Nicklas Backstrom</b> ..... 67
2.	<b>Alex Ovechkin</b> ..... 56
3.	Dale Hunter ..... 47
4.	Scott Stevens ..... 44
5.	Calle Johansson ..... 42
6.	Mike Ridley ..... 41
7.	<b>John Carlson</b> ..... 37
8.	Michal Pivonka ..... 36
9.	Kevin Hatcher ..... 32
10.	Kelly Miller ..... 30

### SHORTHANDED GOALS

1.	Kelly Miller ..... 4
2.	Kevin Hatcher ..... 2
	Robert Gould ..... 2
	Steve Konowalchuk ..... 2
5.	16 tied with ..... 1

### PENALTY MINUTES

1.	Dale Hunter ..... 372
2.	Kevin Hatcher ..... 224
3.	Scott Stevens ..... 180
4.	Gregory Adams ..... 132
5.	Neil Sheehy ..... 130
6.	<b>Tom Wilson</b> ..... 103
7.	Craig Berube ..... 90
8.	Michal Pivonka ..... 86
9.	Lou Franceschetti ..... 83
10.	Alan May ..... 80

### GAME-WINNING GOALS

1.	<b>Alex Ovechkin</b> ..... 8
2.	<b>Nicklas Backstrom</b> ..... 6
	Peter Bondra ..... 6
	Jason Chimera ..... 6
5.	T.J. Oshie ..... 5
	Joseph Juneau ..... 5
	John Druce ..... 5



# All-Time Playoff Goaltending

## PLAYOFF GOALTENDING BY GOALS-AGAINST AVERAGE

Player	GP	MIN	W	L	GA	AVG	SO	SA	PCT
Robert Mason	4	309	2	2	9	1.75	1	143	.937
<b>Braden Holtby*</b>	<b>82</b>	<b>5,082</b>	<b>45</b>	<b>37</b>	<b>173</b>	<b>2.04</b>	<b>6</b>	<b>2,442</b>	<b>.929</b>
Olie Kolzig	45	2,797	20	24	100	2.14	6	1,376	.927
Michal Neuvirth	9	590	4	5	23	2.34	1	261	.912
Semyon Varlamov	19	1,107	10	9	46	2.49	2	542	.915
Byron Dafoe	3	138	0	2	6	2.61	0	42	.857
Rick Tabaracci	6	415	1	5	20	2.89	0	210	.905
Pat Riggin	10	453	2	5	22	2.91	0	120	.876
Cristobal Huet	7	451	3	4	22	2.93	0	242	.909
Don Beaupre	36	1,992	18	15	99	2.98	2	948	.896
Craig Billington	1	20	0	0	1	3.00	0	6	.833
Pete Peeters	30	1,736	15	15	91	3.15	0	817	.888
Al Jensen	12	598	5	5	32	3.21	0	206	.886
Mike Liut	11	555	4	5	32	3.46	0	252	.873
Jose Theodore	4	178	0	2	11	3.71	0	73	.849
Philipp Grubauer*	4	184	1	1	13	4.24	0	79	.835
Jim Carey	10	455	2	5	35	4.61	0	190	.816
Clint Malarchuk	4	193	0	2	15	4.65	0	95	.842

\*Indicates 2018 Stanley Cup Champion

### GAMES PLAYED

1. <b>Braden Holtby</b> .....	<b>82</b>
2. Olie Kolzig .....	45
3. Don Beaupre .....	36
4. Pete Peeters .....	30
5. Semyon Varlamov .....	19

### MINUTES

1. <b>Braden Holtby</b> .....	<b>5,082</b>
2. Olie Kolzig .....	2,799
3. Don Beaupre .....	1,992
4. Pete Peeters .....	1,736
5. Semyon Varlamov .....	1,107

### WINS

1. <b>Braden Holtby</b> .....	<b>45</b>
2. Olie Kolzig .....	20
3. Don Beaupre .....	18
4. Pete Peeters .....	15
5. Semyon Varlamov .....	10

### SHUTOUTS

1. <b>Braden Holtby</b> .....	<b>6</b>
Olie Kolzig .....	6
3. Don Beaupre .....	2
Semyon Varlamov .....	2
5. Michal Neuvirth .....	1
Robert Mason .....	1

## ALL-TIME SHUTOUTS

### Shutouts For (18)

Date	Opponent	Score	Goaltender
5/23/18	@ Tampa Bay	4-0	Braden Holtby
5/21/18	Tampa Bay	3-0	Braden Holtby
4/24/16	@ Philadelphia	1-0	Braden Holtby
4/14/16	Philadelphia	2-0	Braden Holtby
5/4/15	NY Rangers	1-0	Braden Holtby
5/4/13	NY Rangers	1-0 (OT)	Braden Holtby
4/15/11	NY Rangers	2-0	Michal Neuvirth
4/24/09	NY Rangers	4-0	Semyon Varlamov
4/20/09	@ NY Rangers	4-0	Semyon Varlamov
4/10/03	@ Tampa Bay	3-0	Olie Kolzig
4/12/01	Pittsburgh	1-0	Olie Kolzig
5/30/98	@ Buffalo	2-0	Olie Kolzig
5/15/98	Ottawa	3-0	Olie Kolzig
5/13/98	@ Ottawa	2-0	Olie Kolzig
4/28/98	@ Boston	3-0	Olie Kolzig
4/21/94	Pittsburgh	2-0	Don Beaupre

### Shutouts Against (15)

Date	Opponent	Score	Goaltender
5/10/17	Pittsburgh	0-2	Marc-Andre Fleury
4/22/16	Philadelphia	0-2	Michal Neuvirth
5/13/13	NY Rangers	0-5	Henrik Lundqvist
5/12/13	@ NY Rangers	0-1	Henrik Lundqvist
4/12/12	@ Boston	0-1	Tim Thomas
4/18/09	NY Rangers	0-1	Henrik Lundqvist
4/13/08	Philadelphia	0-2	Martin Biron
4/16/01	@ Pittsburgh	0-3	Johan Hedberg
4/13/00	Pittsburgh	0-7	Ron Tugnutt
5/23/98	Buffalo	0-2	Dominik Hasek
5/1/98	Boston	0-4	Byron Dafoe
5/18/95	@ Pittsburgh	0-3	Ken Wregget
5/5/94	NY Rangers	0-3	Mike Richter
4/7/91	NY Rangers	0-6	Mike Richter
5/5/90	@ Boston	0-3	Andy Moog

# Playoff Overtimes

## CAPITALS OVERTIME WINS

	Date	Opponent	Goal Scorer	Time	Game	Score
1.	4/10/85	NY Islanders	Alan Haworth	2:28	1	4-3
2.	4/11/85	NY Islanders (2 OT)	Mike Gartner	21:23	2	2-1
3.	4/16/88	Philadelphia	Dale Hunter	5:57	7	5-4
4.	4/8/89	Philadelphia	Kelly Miller	:51	3	4-3
5.	4/5/90	@ New Jersey	Dino Ciccarelli	5:34	1	5-4
6.	4/25/90	NY Rangers	Rod Langway	:34	4	4-3
7.	4/27/90	@ NY Rangers	John Druce	6:48	5	2-1
8.	4/11/91	@ NY Rangers	Dino Ciccarelli	6:44	5	5-4
9.	4/26/98	@ Boston (2 OT)	Joe Juneau	26:31	3	3-2
10.	5/3/98	@ Boston	Brian Bellows	15:24	6	3-2
11.	5/25/98	Buffalo	Todd Krygier	3:01	2	3-2
12.	5/28/98	@ Buffalo	Peter Bondra	9:37	3	4-3
13.	6/4/98	@ Buffalo	Joe Juneau	6:24	6	3-2
14.	4/18/01	@ Pittsburgh	Jeff Halpern	4:01	4	4-3
15.	5/11/09	@ Pittsburgh	David Steckel	6:22	6	5-4
16.	4/17/10	Montreal	Nicklas Backstrom	:31	2	6-5
17.	4/13/11	NY Rangers	Alexander Semin	18:24	1	2-1
18.	4/20/11	@ NY Rangers (2 OT)	Jason Chimera	32:36	4	4-3
19.	4/14/2012	@ Boston (2 OT)	Nicklas Backstrom	22:56	2	2-1
20.	4/25/2012	@ Boston	Joel Ward	2:57	7	2-1
21.	5/4/13	NY Rangers	Mike Green	8:00	2	1-0
22.	5/10/13	NY Rangers	Mike Ribeiro	9:24	5	2-1
23.	4/21/15	@ NY Islanders	Nicklas Backstrom	11:09	4	2-1
24.	4/28/16	Pittsburgh	T.J. Oshie	9:33	1	4-3
25.	4/13/17	Toronto	Tom Wilson	5:15	1	3-2
26.	4/21/17	Toronto	Justin Williams	1:04	5	2-1
27.	4/23/17	@ Toronto	Marcus Johansson	6:31	6	2-1
28.	5/1/17	@ Pittsburgh	Kevin Shattenkirk	3:13	3	3-2
29.	4/17/18	@ Columbus (2 OT)	Lars Eller	29:00	3	3-2
30.	4/21/18	Columbus	Nicklas Backstrom	11:53	5	4-3
31.	5/7/18	@Pittsburgh	Evgeny Kuznetsov	5:27	6	2-1

## CAPITALS OVERTIME LOSSES

	Date	Opponent	Goal Scorer	Time	Game	Score
1.	4/13/84	@ NY Islanders	Anders Kallur	7:35	2	4-5
2.	4/17/86	NY Rangers	Brian MacLellan	1:16	1	3-4
3.	4/23/86	@ NY Rangers	Bob Brooke	2:40	4	5-6
4.	4/18/87	NY Islanders (4 OT)	Pat LaFontaine	68:47	7	2-3
5.	4/10/88	@ Philadelphia	Murray Craven	1:18	4	4-5
6.	4/19/91	@ Pittsburgh	Kevin Stevens	8:10	2	6-7
7.	4/20/93	NY Islanders (2 OT)	Brian Mullen	34:50	2	4-5
8.	4/22/93	@ NY Islanders	Ray Ferraro	4:46	3	3-4
9.	4/24/93	@ NY Islanders (2 OT)	Ray Ferraro	25:40	4	3-4
10.	5/14/95	@ Pittsburgh	Luc Robitaille	4:30	5	5-6
11.	4/24/96	Pittsburgh (4 OT)	Petr Nedved	79:15	4	2-3
12.	4/24/98	Boston (2 OT)	Darren Van Impe	20:54	2	3-4
13.	6/11/98	@ Detroit	Kris Draper	15:24	2	4-5
14.	4/15/00	@ Pittsburgh	Jaromir Jagr	5:49	2	1-2
15.	4/24/01	@ Pittsburgh	Martin Straka	13:04	6	3-4
16.	4/15/03	Tampa Bay	Vincent Lecavalier	2:29	3	3-4
17.	4/20/03	Tampa Bay (3 OT)	Martin St. Louis	44:03	6	1-2
18.	4/17/08	@ Philadelphia (2 OT)	Mike Knuble	26:40	4	3-4
19.	4/22/08	Philadelphia	Joffrey Lupul	6:06	7	2-3
20.	5/6/09	@ Pittsburgh	Kris Letang	11:23	3	2-3
21.	5/9/09	Pittsburgh	Evgeni Malkin	3:28	5	3-4
22.	4/15/10	Montreal	Tomas Plekanec	13:19	1	2-3
23.	5/1/11	Tampa Bay	Vincent Lecavalier	6:19	2	2-3
24.	4/12/2012	@ Boston	Chris Kelly	1:18	1	0-1
25.	4/22/2012	Boston	Tyler Seguin	3:17	6	3-4
26.	5/2/2012	NY Rangers (3 OT)	Marian Gaborik	74:41	3	1-2
27.	5/7/2012	@ NY Rangers	Marc Staal	1:35	5	2-3
28.	4/19/15	@ NY Islanders	John Tavares	0:15	3	1-2
29.	5/8/15	@ NY Rangers	Ryan McDonagh	9:37	5	1-2
30.	5/13/15	@ NY Rangers	Derek Stepan	11:24	7	1-2
31.	5/4/16	@ Pittsburgh	Patric Hornqvist	2:34	4	2-3
32.	5/10/16	@ Pittsburgh	Nick Bonino	6:32	6	3-4
33.	4/15/17	Toronto (2 OT)	Kasperi Kapanen	11:53	2	3-4
34.	4/17/17	@ Toronto	Tyler Bozak	1:37	3	3-4
35.	4/12/18	Columbus	Artemi Panarin	6:02	1	3-4
36.	4/15/17	Columbus	Matt Calvert	12:22	2	4-5

## OVERTIME RECORD BY YEAR

Year	Total			Home			Away		
	GP	W	L	GP	W	L	GP	W	L
2017-18	5	3	2	3	1	2	2	2	0
2016-17	6	4	2	3	2	1	3	2	1
2015-16	3	1	2	1	1	0	2	0	2
2014-15	4	1	3	0	0	0	4	1	3
2012-13	2	2	0	2	2	0	0	0	0
2011-12	6	2	4	2	0	2	4	2	2
2010-11	3	2	1	2	1	1	1	1	0
2009-10	2	1	1	2	1	1	0	0	0
2008-09	3	1	2	1	0	1	2	1	1
2007-08	2	0	2	1	0	1	1	0	1
2002-03	2	0	2	2	0	2	0	0	0
2000-01	2	1	1	0	0	0	2	1	1
1999-00	1	0	1	0	0	0	1	0	1
1997-98	7	5	2	2	1	1	5	4	1
1995-96	1	0	1	1	0	1	0	0	0
1994-95	1	0	1	0	0	0	1	0	1
1993-94	0	0	0	0	0	0	0	0	0
1992-93	3	0	3	1	0	1	2	0	2
1991-92	0	0	0	0	0	0	0	0	0
1990-91	2	1	1	0	0	0	2	1	1
1989-90	3	3	0	1	1	0	2	2	0
1988-89	1	1	0	1	1	0	0	0	0
1987-88	2	1	1	1	1	0	1	0	1
1986-87	1	0	1	1	0	1	0	0	0
1985-86	2	0	2	1	0	1	1	0	1
1984-85	2	2	0	2	2	0	0	0	0
1983-84	1	0	1	0	0	0	1	0	1
<b>Totals</b>	<b>67</b>	<b>31</b>	<b>36</b>	<b>30</b>	<b>14</b>	<b>16</b>	<b>37</b>	<b>17</b>	<b>20</b>

## OVERTIME RECORD BY OPPONENT

Year	Total			Home			Away		
	GP	W	L	GP	W	L	GP	W	L
Boston	7	4	3	2	0	2	5	4	1
Columbus	4	2	2	3	1	2	1	1	0
Buffalo	3	3	0	1	1	0	2	2	0
Detroit	1	0	1	0	0	0	1	0	1
Montreal	2	1	1	2	1	1	0	0	0
New Jersey	1	1	0	0	0	0	1	1	0
NY Islanders	9	3	6	4	2	2	5	1	4
NY Rangers	13	7	6	6	4	2	7	3	4
Ottawa	0	0	0	0	0	0	0	0	0
Philadelphia	5	2	3	3	2	1	2	0	2
Pittsburgh	14	5	9	3	1	2	11	4	7
Tampa Bay	3	0	3	3	0	3	0	0	0
Toronto	5	3	2	3	2	1	2	1	1
<b>Totals</b>	<b>67</b>	<b>31</b>	<b>36</b>	<b>30</b>	<b>14</b>	<b>16</b>	<b>37</b>	<b>17</b>	<b>20</b>





# Playoff Hat Tricks & Penalty Shots

## CAPITALS HAT TRICKS

	Date	Player	Opponent	Score	Goaltender
1.	4/5/90	Dino Ciccarelli	@ New Jersey	W, 5-4	Sean Burke
2.	4/21/90	John Druce	@ NY Rangers	W, 6-3	John Vanbiesbrouck, Mike Richter
3.	4/25/92	Dino Ciccarelli (4)	@ Pittsburgh	W, 7-2	Tom Barrasso, Ken Wregget
4.	4/20/93	Dale Hunter	NY Islanders	L, 4-5 2 OT	Glenn Healy
5.	4/26/93	Al Iafrate	NY Islanders	W, 6-4	Glenn Healy, Mark Fitzpatrick
6.	5/4/09	Alex Ovechkin	Pittsburgh	W, 4-3	Marc-Andre Fleury
7.	4/17/10	Nicklas Backstrom	Montreal	W, 6-5 OT	Jaroslav Halak
8.	4/28/16	T.J. Oshie	Pittsburgh	W, 4-3 OT	Matthew Murray

## OPPONENTS HAT TRICKS

	Date	Player	Opponent	Score	Goaltender
1.	4/20/88	Aaron Broten	New Jersey	L, 2-5	Pete Peeters
2.	4/22/88	Mark Johnson (4)	@ New Jersey	L, 4-10	Clint Malarchuk, Pete Peeters
3.	4/22/88	Patrik Sundstrom	@ New Jersey	L, 4-10	Clint Malarchuk, Pete Peeters
4.	4/19/90	Bernie Nicholls	@ NY Rangers	L, 3-7	Mike Liut
5.	4/26/93	Ray Ferraro (4)	NY Islanders	W, 6-4	Don Beaupre
6.	5/11/98	Daniel Alfredsson	@ Ottawa	L, 3-4	Olie Kolzig
7.	5/4/09	Sidney Crosby	Pittsburgh	W, 4-3	Semyon Varlamov

## CAPITALS PENALTY SHOTS

	Date	Player	Opponent	Score	Result	Goalie
1.	4/14/85	Bob Carpenter	@ NY Islanders	L, 4-6	Failed	Billy Smith
2.	5/10/95	Michal Pivonka	Pittsburgh	W, 6-2	Failed	Tom Barrasso
3.	4/24/96	Joe Juneau	Pittsburgh	L, 2-3 4 OT	Failed	Ken Wregget

## OPPONENTS PENALTY SHOTS

	Date	Player	Opponent	Score	Result	Goalie
1.	4/9/83	Denis Potvin	NY Islanders	L, 2-6	Failed	Al Jensen
2.	4/15/08	Mike Richards	@ Philadelphia	L, 3-6	Goal	Cristobal Huet
3.	5/6/15	Carl Hagelin	NY Rangers	W, 2-1	Failed	Braden Holtby



T.J. Oshie completed his first career playoff hat trick with the game-winning goal in overtime in Game 1 of the Eastern Conference semifinals against Pittsburgh on April 28, 2016.

# Game-by-Game Playoff Results

## 2017-18

Eastern Conference Quarterfinals - Washington vs. Columbus Blue Jackets (best of seven) - Washington wins series 4-2

GM	Date	Opponent	Result	Series	PP	PK	SF-SA	GWG	Goalies
1	4/12	Columbus	L, 4-3 OT	0-2	2-6	2-4	30-27	Panarin	Grubauer/Bobrovsky
2	4/15	Columbus	L, 5-4 OT	0-2	3-7	2-4	58-30	Calvert	Grubauer, Holtby/Bobrovsky
3	4/17	@ Columbus	W, 3-2 2OT	1-2	1-4	4-4	45-35	Eller	Holtby/Bobrovsky
4	4/19	@ Columbus	W, 4-1	2-2	1-3	3-3	33-24	Oshie	Holtby/Bobrovsky
5	4/21	Columbus	W, 4-3 OT	3-2	1-4	5-5	29-42	Backstrom	Holtby/Bobrovsky
6	4/23	@ Columbus	W, 6-3	4-2	1-3	4-4	28-38	Smith-Pelly	Holtby/Bobrovsky

Eastern Conference Semifinals - Washington vs. Pittsburgh Penguins (best of seven) - Washington wins series 4-2

GM	Date	Opponent	Result	Series	PP	PK	SF-SA	GWG	Goalies
1	4/26	Pittsburgh	L, 2-3	0-1	0-1	2-2	34-25	Guentzel	Holtby/Murray
2	4/29	Pittsburgh	W, 4-1	1-1	1-3	3-3	32-33	Vrana	Holtby/Murray
3	5/1	@ Pittsburgh	W, 4-3	2-1	1-4	3-4	22-22	Ovechkin	Holtby/Murray
4	5/3	@ Pittsburgh	L, 1-3	2-2	1-3	2-4	21-24	Malkin	Holtby/Murray
5	5/5	Pittsburgh	W, 6-3	3-2	1-3	3-5	32-39	Vrana	Holtby/Murray
6	5/7	@ Pittsburgh	W, 2-1 OT	4-2	0-1	1-1	30-22	Kuznetsov	Holtby/Murray

Eastern Conference Final - Washington vs. Tampa Bay Lightning (best of seven) - Washington wins series 4-3

GM	Date	Opponent	Result	Series	PP	PK	SF-SA	GWG	Goalies
1	5/11	@ Tampa Bay	W, 4-2	1-0	2-4	2-3	32-21	Beagle	Holtby/Vasilevskiy, Domingue
2	5/13	@ Tampa Bay	W, 6-2	2-0	1-3	2-4	37-35	Eller	Holtby/Vasilevskiy
3	5/15	Tampa Bay	L, 2-4	2-1	0-3	3-5	38-23	Hedman	Holtby/Vasilevskiy
4	5/17	Tampa Bay	L, 2-4	2-2	0-4	1-2	38-20	Killorn	Holtby/Vasilevskiy
5	5/19	@ Tampa Bay	L, 2-3	2-3	0-0	0-1	30-22	Callahan	Holtby/Vasilevskiy
6	5/21	Tampa Bay	W, 3-0	3-3	1-1	2-2	34-24	Oshie	Holtby/Vasilevskiy
7	5/23	@ Tampa Bay	W, 4-0	4-3	0-2	1-1	23-29	Ovechkin	Holtby/Vasilevskiy

Stanley Cup Final - Washington vs. Vegas Golden Knights (best of seven) - Washington wins series 4-1

GM	Date	Opponent	Result	Series	PP	PK	SF-SA	GWG	Goalies
1	5/28	@ Vegas	L, 4-6	0-1	0-1	0-1	28-34	Nosek	Holtby/Fleury
2	5/30	@ Vegas	W, 3-2	1-1	1-2	4-5	26-39	Orpik	Holtby/Fleury
3	6/2	Vegas	W, 3-1	2-1	0-4	2-2	26-22	Kuznetsov	Holtby/Fleury
4	6/4	Vegas	W, 6-2	3-1	3-5	4-4	23-30	Smith-Pelly	Holtby/Fleury
5	6/7	@ Vegas	W, 4-3	4-1	1-4	1-2	33-31	Eller	Holtby/Fleury

## 2016-17

Eastern Conference Quarterfinals - Washington vs. Toronto Maple Leafs (best of seven) - Washington wins series 4-2

GM	Date	Opponent	Result	Series	PP	PK	SF-SA	GWG	Goalies
1	4/13	Toronto	W, 3-2 OT	1-0	1-3	1-1	44-37	Wilson	Holtby/Andersen
2	4/15	Toronto	L, 3-4 OT	1-1	2-5	4-5	50-51	Kapanen	Holtby/Andersen
3	4/17	@ Toronto	L, 3-4 OT	1-2	0-3	2-3	26-28	Bozak	Holtby/Andersen
4	4/19	@ Toronto	W, 5-4	2-2	1-1	3-4	27-34	Oshie	Holtby/Andersen
5	4/21	Toronto	W, 2-1 OT	3-2	1-3	4-4	28-25	Williams	Holtby/Andersen
6	4/23	@ Toronto	W, 2-1 OT	4-2	0-2	1-1	36-38	Johansson	Holtby/Andersen

Eastern Conference Semifinals - Washington vs. Pittsburgh Penguins (best of seven) - Pittsburgh wins series 4-3

GM	Date	Opponent	Result	Series	PP	PK	SF-SA	GWG	Goalies
1	4/27	Pittsburgh	L, 2-3	0-1	0-0	2-2	35-21	Bonino	Holtby/Fleury
2	4/29	Pittsburgh	L, 2-6	0-2	1-5	2-3	36-24	Guentzel	Holtby, Grubauer/Fleury
3	5/1	@ Pittsburgh	W, 3-2 OT	1-2	2-5	5-5	33-30	Shattenkirk	Holtby, Fleury
4	5/3	@ Pittsburgh	L, 2-3	1-3	0-4	4-5	38-18	Schultz	Holtby, Fleury
5	5/6	Pittsburgh	W, 4-2	2-3	0-3	1-2	32-22	Kuznetsov	Holtby, Fleury
6	5/8	@ Pittsburgh	W, 5-2	3-3	2-4	3-3	26-18	Backstrom	Holtby, Fleury
7	5/10	Pittsburgh	L, 0-2	3-4	0-2	2-2	29-28	Rust	Holtby, Fleury

## 2015-16

Eastern Conference Quarterfinals - Washington vs. Philadelphia Flyers (best of seven) - Washington wins series 4-2

GM	Date	Opponent	Result	Series	PP	PK	SF-SA	GWG	Goalies
1	4/14	Philadelphia	W, 2-0	1-0	1-6	4-4	31-19	Carlson	Holtby/Mason
2	4/16	Philadelphia	W, 4-1	2-0	2-2	4-4	23-42	Chimera	Holtby/Mason
3	4/18	@ Philadelphia	W, 6-1	3-0	5-9	5-5	27-32	Ovechkin	Holtby/Mason
4	4/20	@ Philadelphia	L, 1-2	3-1	0-2	1-2	32-25	MacDonald	Holtby/Neuvirth
5	4/22	Philadelphia	L, 0-2	3-2	0-3	6-6	44-11	White	Holtby/Neuvirth
6	4/24	@ Philadelphia	W, 1-0	4-2	0-5	3-3	29-26	Backstrom	Holtby/Neuvirth



# Game-by-Game Playoff Results

Eastern Conference Semifinals - Washington vs. Pittsburgh Penguins (best of seven) - Pittsburgh wins series 4-2

GM	Date	Opponent	Result	Series	PP	PK	SF-SA	GWG	Goalies
1	4/28	Pittsburgh	W, 4-3 OT	1-0	0-4	2-2	35-45	Oshie	Holtby/Murray
2	4/30	Pittsburgh	L, 1-2	1-1	1-2	5-5	24-35	Fehr	Holtby/Murray
3	5/2	@ Pittsburgh	L, 2-3	1-2	0-4	3-3	49-23	Hagelin	Holtby/Murray
4	5/4	@ Pittsburgh	L, 2-3 OT	1-3	0-2	4-4	36-33	Hornqvist	Holtby/Murray
5	5/7	Pittsburgh	W, 3-1	2-3	2-5	1-2	19-31	Oshie	Holtby/Murray
6	5/10	@ Pittsburgh	L, 3-4 OT	2-4	2-6	1-3	39-42	Bonino	Holtby/Murray

## 2014-15

Eastern Conference Quarterfinals - Washington vs. New York Islanders (best of seven) - Washington wins series 4-3

GM	Date	Opponent	Result	Series	PP	PK	SF-SA	GWG	Goalies
1	4/15	NY Islanders	L, 1-4	0-1	0-2	2-2	25-27	Strome	Holtby/Halak
2	4/17	NY Islanders	W, 4-3	1-1	1-1	1-1	35-21	Chimera	Grubauer/Halak
3	4/19	@ NY Islanders	L, 1-2 OT	1-2	0-3	3-3	25-42	Tavares	Holtby/Halak
4	4/21	@ NY Islanders	W, 2-1 OT	2-2	0-1	4-4	30-37	Backstrom	Holtby/Halak
5	4/23	NY Islanders	W, 5-1	3-2	0-3	2-2	41-23	Alzner	Holtby/Halak, Neuvirth
6	4/25	@ NY Islanders	L, 1-3	3-3	1-3	1-1	39-38	Kulemin	Holtby/Halak
7	4/27	NY Islanders	W, 2-1	4-3	0-0	1-1	26-11	Kuznetsov	Holtby/Halak

Eastern Conference Semifinals - Washington vs. New York Rangers (best of seven) - New York wins series 4-3

GM	Date	Opponent	Result	Series	PP	PK	SF-SA	GWG	Goalies
1	4/30	@ NY Rangers	W, 2-1	1-0	1-2	2-2	29-32	Ward	Holtby/Lundqvist
2	5/2	@ NY Rangers	L, 2-3	1-1	0-1	3-4	32-35	Brassard	Holtby/Lundqvist
3	5/4	NY Rangers	W, 1-0	2-1	0-2	2-2	22-30	Beagle	Holtby/Lundqvist
4	5/6	NY Rangers	W, 2-1	3-1	0-1	1-1	30-29	Burakovsky	Holtby/Lundqvist
5	5/8	@ NY Rangers	L, 1-2 OT	3-2	0-2	2-2	29-43	McDonagh	Holtby/Lundqvist
6	5/10	NY Rangers	L, 3-4	3-3	0-4	2-3	45-28	Boyle	Holtby/Lundqvist
7	5/13	@ NY Rangers	L, 1-2 OT	3-4	0-3	3-4	36-39	Stepan	Holtby/Lundqvist

## 2012-13

Eastern Conference Quarterfinals - Washington vs. New York Rangers (best of seven) - New York wins series 4-3

GM	Date	Opponent	Result	Series	PP	PK	SF-SA	GWG	Goalies
1	5/2	NY Rangers	W 3-1	1-0	1-5	4-4	30-36	Johansson	Holtby/Lundqvist
2	5/4	NY Rangers	W 1-0 OT	2-0	1-2	3-3	38-24	Green	Holtby/Lundqvist
3	5/6	@ NY Rangers	L 3-4	2-1	0-3	5-6	31-30	Stepan	Holtby/Lundqvist
4	5/8	@ NY Rangers	L 3-4	2-2	0-2	3-4	30-34	Stepan	Holtby/Lundqvist
5	5/10	NY Rangers	W 2-1 OT	3-2	1-2	4-4	35-25	Ribeiro	Holtby/Lundqvist
6	5/12	@ NY Rangers	L 0-1	3-3	0-0	5-5	27-29	Brassard	Holtby/Lundqvist
7	5/13	NY Rangers	L 0-5	3-4	0-2	2-2	35-27	Asham	Holtby/Lundqvist

## 2011-12

Eastern Conference Quarterfinals - Washington vs. Boston Bruins (best of seven) - Washington wins series 4-3

GM	Date	Opponent	Result	Series	PP	PK	SF-SA	GWG	Goalies
1	4/12	@ Boston	L 0-1 OT	0-1	0-2	4-4	17-30	Kelly	Holtby/Thomas
2	4/14	@ Boston	W 2-1 2OT	1-1	0-3	2-2	39-44	Backstrom	Holtby/Thomas
3	4/16	Boston	L 3-4	1-2	1-4	5-5	32-29	Chara	Holtby/Thomas
4	4/19	Boston	W 2-1	2-2	1-3	1-1	21-45	Semin	Holtby/Thomas
5	4/21	@ Boston	W 4-3	3-2	1-2	2-3	32-37	Brouwer	Holtby/Thomas
6	4/22	Boston	L 3-4 OT	3-3	0-4	4-5	39-31	Seguin	Holtby/Thomas
7	4/25	@ Boston	W 2-1 OT	4-3	0-1	3-3	27-32	Ward	Holtby/Thomas

Eastern Conference Semifinals - Washington vs. New York Rangers (best of seven) - New York wins series 4-3

GM	Date	Opponent	Result	Series	PP	PK	SF-SA	GWG	Goalies
1	4/28	@ NY Rangers	L 1-3	0-1	0-4	4-4	18-14	Kreider	Holtby/Lundqvist
2	4/30	@ NY Rangers	W 3-2	1-1	1-3	2-3	25-28	Ovechkin	Holtby/Lundqvist
3	5/2	NY Rangers	L 1-2 3OT	1-2	0-3	3-4	46-49	Gaborik	Holtby/Lundqvist
4	5/5	NY Rangers	W 3-2	2-2	1-2	2-2	26-20	Green	Holtby/Lundqvist
5	5/7	@ NY Rangers	L 2-3 OT	2-3	1-4	3-5	18-38	Staal	Holtby/Lundqvist
6	5/9	NY Rangers	W 2-1	3-3	1-3	5-5	23-31	Chimera	Holtby/Lundqvist
7	5/12	@ NY Rangers	L 1-2	3-4	0-1	2-2	23-31	Del Zotto	Holtby/Lundqvist

## 2010-11

Eastern Conference Quarterfinals - Washington vs. New York Rangers (best-of-seven) - Washington wins series 4-1

GM	Date	Opponent	Result	Series	PP	PK	SF-SA	GWG	Goalies
1	4/13	NY Rangers	W 2-1 OT	1-0	0-2	2-2	33-25	Semin	Neuvirth/Lundqvist
2	4/15	NY Rangers	W 2-0	2-0	1-3	2-2	18-22	Chimera	Neuvirth/Lundqvist
3	4/17	@ NY Rangers	L 2-3	2-1	1-3	6-7	25-35	Dubinsky	Neuvirth/Lundqvist
4	4/20	@ NY Rangers	W 4-3 2OT	3-1	0-4	7-7	53-39	Chimera	Neuvirth/Lundqvist
5	4/23	NY Rangers	W 3-1	4-1	1-4	2-2	27-27	Ovechkin	Neuvirth/Lundqvist



# Game-by-Game Playoff Results

Eastern Conference Semifinals – Washington vs. Tampa Bay (best-of-seven) – Tampa Bay wins series 4-0

1	4/29	Tampa Bay	L 2-4	0-1	0-5	3-4	28-24	Stamkos	Neuvirth/Roloson
2	5/1	Tampa Bay	L 2-3 OT	0-2	0-6	4-5	37-23	Lecavalier	Neuvirth/Roloson
3	5/3	@ Tampa Bay	L 3-4	0-3	1-5	4-4	32-30	Malone	Neuvirth/Roloson
4	5/4	@ Tampa Bay	L 3-5	0-4	1-3	3-5	36-37	Bergeron	Neuvirth/Roloson

## 2009-10

Eastern Conference Quarterfinals – Washington vs. Montreal Canadiens (best-of-seven) – Montreal wins series 4-3

GM	Date	Opponent	Result	Series	PP	PK	SF-SA	GWG	Goalies
1	4/15	Montreal	L 2-3 OT	0-1	0-4	3-4	47-38	Plekanec	Theodore/Halak
2	4/17	Montreal	W 6-5 OT	1-1	0-3	2-3	37-24	Backstrom	Varlamov/Halak
3	4/19	@ Montreal	W 5-1	2-1	0-7	4-5	36-27	Laich	Varlamov/Halak, Price
4	4/21	@ Montreal	W 6-3	3-1	1-5	3-4	38-39	Chimera	Varlamov/Price
5	4/23	Montreal	L 1-2	3-2	0-5	6-6	38-28	Moen	Varlamov/Halak
6	4/26	@ Montreal	L 1-4	3-3	0-6	4-5	54-22	Cammalleri	Varlamov/Halak
7	4/28	Montreal	L 1-2	3-4	0-3	2-3	42-16	Moore	Varlamov/Halak

## 2008-09

Eastern Conference Quarterfinals – Washington vs. New York Rangers (best-of-seven) – Washington wins series 4-3

GM	Date	Opponent	Result	Series	PP	PK	SF-SA	GWG	Goalies
1	4/15	NY Rangers	L 3-4	0-1	2-7	2-4	35-21	Dubinsky	Theodore/Lundqvist
2	4/18	NY Rangers	L 0-1	0-2	0-3	5-5	35-24	Callahan	Varlamov/Lundqvist
3	4/20	@ NY Rangers	W 4-0	1-2	2-6	6-6	40-33	Semin	Varlamov/Lundqvist
4	4/22	@ NY Rangers	L 1-2	1-3	0-6	3-3	39-21	Drury	Varlamov/Lundqvist
5	4/24	NY Rangers	W 4-0	2-3	0-7	4-4	21-20	Bradley	Varlamov/Lundqvist, Valiquette
6	4/26	@ NY Rangers	W 5-3	3-3	2-2	6-8	22-32	Kozlov	Varlamov/Lundqvist
7	4/28	NY Rangers	W 2-1	4-3	0-2	1-1	24-15	Fedorov	Varlamov/Lundqvist

Eastern Conference Semifinals – Washington vs. Pittsburgh (best-of-seven) – Pittsburgh wins series 4-3

1	5/2	Pittsburgh	W 3-2	1-0	1-2	5-5	26-36	Fleischmann	Varlamov/Fleury
2	5/4	Pittsburgh	W 4-3	2-0	1-5	3-5	33-36	Ovechkin	Varlamov/Fleury
3	5/6	@ Pittsburgh	L 2-3 OT	2-1	1-2	6-7	23-42	Letang	Varlamov/Fleury
4	5/8	@ Pittsburgh	L 3-5	2-2	0-4	5-6	22-28	Crosby	Varlamov/Fleury
5	5/9	Pittsburgh	L 3-4 OT	2-3	1-2	1-2	31-42	Malkin	Varlamov/Fleury
6	5/11	@ Pittsburgh	W 5-4 OT	3-3	1-4	3-5	24-42	Steckel	Varlamov/Fleury
7	5/13	Pittsburgh	L 2-6	3-4	0-0	2-4	21-30	Guerin	Varlamov, Theodore/Fleury

## 2007-08

Eastern Conference Quarterfinals – Washington vs. Philadelphia (best-of-seven) – Philadelphia wins series 4-3

GM	Date	Opponent	Result	Series	PP	PK	SF-SA	GWG	Goalies
1	4/11	Philadelphia	W 5-4	1-0	1-3	2-3	27-22	Ovechkin	Huet/Biron
2	4/13	Philadelphia	L 0-2	1-1	0-6	5-5	24-41	Umberger	Huet/Biron
3	4/15	@ Philadelphia	L 3-6	1-2	1-7	6-7	19-33	Briere	Huet/Biron
4	4/17	@ Philadelphia	L 3-4 2OT	1-3	2-4	6-7	41-46	Knuble	Huet/Biron
5	4/19	Philadelphia	W 3-2	2-3	2-6	2-3	26-32	Semin	Huet/Biron
6	4/21	@ Philadelphia	W 4-2	3-3	1-5	3-5	40-35	Ovechkin	Huet/Biron
7	4/22	Philadelphia	L 2-3 OT	3-4	1-4	4-6	41-34	Lupul	Huet/Biron

## 2002-03

Eastern Conference Quarterfinals – Washington vs. Tampa Bay (best-of-seven) – Tampa Bay wins series 4-2

GM	Date	Opponent	Result	Series	PP	PK	SF-SA	GWG	Goalies
1	4/10	@ Tampa Bay	W 3-0	1-0	0-3	4-4	22-28	Lang	Kolzig/Khabibulin
2	4/12	@ Tampa Bay	W 6-3	2-0	3-6	4-4	31-43	Nylander	Kolzig/Khabibulin
3	4/15	Tampa Bay	L 3-4 OT	2-1	1-4	3-4	19-28	Lecavalier	Kolzig/Khabibulin
4	4/16	Tampa Bay	L 1-3	2-2	0-3	6-6	23-25	St. Louis	Kolzig/Khabibulin
5	4/18	@ Tampa Bay	L 1-2	2-3	0-4	2-3	23-22	St. Louis	Kolzig/Khabibulin
6	4/20	Tampa Bay	L 1-2 3OT	2-4	1-7	4-6	61-46	St. Louis	Kolzig/Khabibulin

## 2000-01

Eastern Conference Quarterfinals – Washington vs. Pittsburgh (best-of-seven) – Pittsburgh wins series 4-2

GM	Date	Opponent	Result	Series	PP	PK	SF-SA	GWG	Goalies
1	4/12	Pittsburgh	W 1-0	1-0	1-5	1-1	27-16	Bondra	Kolzig/Hedberg
2	4/14	Pittsburgh	L 1-2	1-1	1-3	1-2	18-27	Lemieux	Kolzig/Hedberg
3	4/16	@ Pittsburgh	L 0-3	1-2	0-4	4-4	34-24	Stevens	Kolzig/Hedberg
4	4/18	@ Pittsburgh	W 4-3 OT	2-2	3-4	3-5	29-32	Halpern	Kolzig/Hedberg
5	4/21	Pittsburgh	L 1-2	2-3	1-3	3-3	22-18	Lemieux	Kolzig/Hedberg
6	4/23	@ Pittsburgh	L 3-4 OT	2-4	1-3	4-6	31-36	Straka	Kolzig/Hedberg





# Game-by-Game Playoff Results

## 1999-00

Eastern Conference Quarterfinals – Pittsburgh vs. Washington (best-of-seven) – Pittsburgh wins series 4-1

GM	Date	Opponent	Result	Series	PP	PK	SF-SA	GWG	Goalies
1	4/13	Pittsburgh	L 0-7	0-1	0-5	5-8	32-26	Laukkanen	Kolzig, Billington/Tugnutt
2	4/15	@ Pittsburgh	L 1-2 OT	0-2	1-5	8-9	38-21	Jagr	Kolzig/Tugnutt
3	4/17	@ Pittsburgh	L 3-4	0-3	1-3	4-5	27-22	Slegr	Kolzig/Tugnutt
4	4/19	Pittsburgh	W 3-2	1-3	1-6	3-4	37-23	Halpern	Kolzig/Tugnutt
5	4/21	Pittsburgh	L 1-2	1-4	0-2	3-3	26-17	Jagr	Kolzig/Tugnutt

## 1997-98

Eastern Conference Quarterfinals – Washington vs. Boston (best-of-seven) – Washington wins series 4-2

GM	Date	Opponent	Result	Series	PP	PK	SF-SA	GWG	Goalies
1	4/22	Boston	W 3-1	1-0	0-2	3-4	28-28	Gonchar	Kolzig/Dafoe
2	4/24	Boston	L 3-4 2OT	1-1	1-2	6-7	28-40	Van Impe	Kolzig/Dafoe
3	4/26	@ Boston	W 3-2 OT	2-1	1-5	8-10	27-54	Juneau	Kolzig/Dafoe
4	4/28	@ Boston	W 3-0	3-1	1-3	7-7	18-38	Oates	Kolzig/Dafoe
5	5/1	Boston	L 0-4	3-2	0-5	4-6	26-30	Samsonov	Kolzig/Dafoe
6	5/3	@ Boston	W 3-2 2OT	4-2	0-3	6-6	33-49	Bellows	Kolzig/Dafoe

Eastern Conference Semifinals – Washington vs. Ottawa (best-of-seven) – Washington wins series 4-1

GM	Date	Opponent	Result	Series	PP	PK	SF-SA	GWG	Goalies
1	5/7	Ottawa	W 4-2	1-0	0-2	4-5	23-38	Bondra	Kolzig/Rhodes, Tugnutt
2	5/9	Ottawa	W 6-1	2-0	1-4	7-7	18-31	Juneau	Kolzig/Tugnutt
3	5/11	@ Ottawa	L 3-4	2-1	2-4	2-5	17-34	Yashin	Kolzig/Rhodes
4	5/13	@ Ottawa	W 2-0	3-1	0-3	5-5	11-36	Gonchar	Kolzig/Rhodes
5	5/15	Ottawa	W 3-0	4-1	1-3	4-4	21-29	Juneau	Kolzig/Rhodes

Eastern Conference Finals – Washington vs. Buffalo (best-of-seven) – Washington wins series 4-2

GM	Date	Opponent	Result	Series	PP	PK	SF-SA	GWG	Goalies
1	5/23	Buffalo	L 0-2	0-1	0-5	7-7	19-20	Grosek	Kolzig/Hasek
2	5/25	Buffalo	W 3-2 OT	1-1	1-7	3-4	39-33	Krygier	Kolzig/Hasek
3	5/28	@ Buffalo	W 4-3 OT	2-1	2-4	4-5	30-30	Bondra	Kolzig/Hasek
4	5/30	@ Buffalo	W 2-0	3-1	0-4	7-7	19-30	Berube	Kolzig/Hasek
5	6/2	Buffalo	L 1-2	3-2	1-5	4-4	35-16	Woolley	Kolzig/Hasek
6	6/4	@ Buffalo	W 3-2 OT	4-2	1-6	6-6	38-41	Juneau	Kolzig/Hasek

Stanley Cup Finals – Washington vs. Detroit (best-of-seven) – Detroit wins series 4-0

GM	Date	Opponent	Result	Series	PP	PK	SF-SA	GWG	Goalies
1	6/9	@ Detroit	L 1-2	0-1	0-4	3-3	17-31	Lidstrom	Kolzig/Osgood
2	6/11	@ Detroit	L 4-5 OT	0-2	1-4	4-4	33-60	Draper	Kolzig/Osgood
3	6/13	Detroit	L 1-2	0-3	1-5	5-5	18-34	Fedorov	Kolzig/Osgood
4	6/16	Detroit	L 1-4	0-4	0-4	2-5	31-38	Lapointe	Kolzig/Osgood

## 1995-96

Eastern Conference Quarterfinals – Washington vs. Pittsburgh (best-of-seven) – Pittsburgh wins series 4-2

GM	Date	Opponent	Result	Series	PP	PK	SF-SA	GWG	Goalies
1	4/17	@ Pittsburgh	W 6-4	1-0	1-5	5-6	35-28	Krygier	Carey, Kolzig/Barrasso
2	4/19	@ Pittsburgh	W 5-3	2-0	3-6	6-7	34-36	Bondra	Kolzig/Barrasso
3	4/22	Pittsburgh	L 1-4	2-1	1-10	5-6	39-19	Murray	Carey/Wregget
4	4/24	Pittsburgh	L 2-3 4OT	2-2	2-8	8-10	63-65	Nedved	Kolzig/Wregget
5	4/26	@ Pittsburgh	L 1-4	2-3	0-5	9-9	40-32	Leroux	Kolzig/Wregget
6	4/28	Pittsburgh	L 2-3	2-4	0-4	2-4	37-26	Francis	Carey, Kolzig/Wregget

## 1994-95

Eastern Conference Quarterfinals – Washington vs. Pittsburgh (best-of-seven) – Pittsburgh wins series 4-3

GM	Date	Opponent	Result	Series	PP	PK	SF-SA	GWG	Goalies
1	5/6	@ Pittsburgh	W 5-4	1-0	0-6	4-7	34-27	Gonchar	Carey, Kolzig/Wregget
2	5/8	@ Pittsburgh	L 3-5	1-1	1-5	4-6	22-33	Stevens	Carey/Wregget
3	5/10	Pittsburgh	W 6-2	2-1	3-10	8-9	28-25	Bondra	Carey/Wregget, Barrasso
4	5/12	Pittsburgh	W 6-2	3-1	0-8	5-5	31-22	Pearson	Carey/Barrasso
5	5/14	@ Pittsburgh	L 5-6 OT	3-2	2-6	4-5	28-31	Robitaille	Carey/Wregget
6	5/16	Pittsburgh	L 1-7	3-3	0-6	4-6	31-21	Jagr	Carey, Kolzig, Dafoe/Wregget
7	5/18	@ Pittsburgh	L 0-3	3-4	0-3	3-4	33-18	MacIver	Carey/Wregget

## 1993-94

Eastern Conference Quarterfinals – Washington vs. Pittsburgh (best-of-seven) – Washington wins series 4-2

GM	Date	Opponent	Result	Series	PP	PK	SF-SA	GWG	Goalies
1	4/17	@ Pittsburgh	W 5-3	1-0	0-5	4-4	31-30	Juneau	Beaupre/Barrasso
2	4/19	@ Pittsburgh	L 1-2	1-1	1-7	5-6	35-17	Tocchet	Dafoe/Barrasso
3	4/21	Pittsburgh	W 2-0	2-1	0-6	7-7	17-27	Reekie	Beaupre/Barrasso
4	4/23	Pittsburgh	W 4-1	3-1	1-2	2-2	30-22	Bondra	Beaupre/Barrasso
5	4/25	@ Pittsburgh	L 2-3	3-2	0-5	3-3	28-22	Jagr	Dafoe/Barrasso
6	4/27	Pittsburgh	W 6-3	4-2	1-4	5-6	29-22	Johansson	Beaupre/Barrasso



# Game-by-Game Playoff Results

## Eastern Conference Semifinals – Washington vs. NY Rangers (best-of-seven) – NY Rangers win series 4-1

1	5/1	@ NY Rangers	L 3-6	0-1	1-6	6-7	30-24	Noonan	Beaupre/Richter
2	5/3	@ NY Rangers	L 2-5	0-2	0-4	4-4	24-25	Tikkanen	Tabaracci/Richter
3	5/5	NY Rangers	L 0-3	0-3	0-4	2-4	21-21	Leetch	Beaupre/Richter
4	5/7	NY Rangers	W 4-2	1-3	1-6	5-6	23-27	Woolley	Beaupre/Richter, Healy
5	5/9	@ NY Rangers	L 3-4	1-4	0-5	4-4	31-36	Leetch	Beaupre, Tabaracci/Richter

## 1992-93

### Patrick Division Semifinals – NY Islanders vs. Washington (best-of-seven) – NY Islanders win series 4-2

GM	Date	Opponent	Result	Series	PP	PK	SF-SA	GWG	Goalies
1	4/18	NY Islanders	W 3-1	1-0	2-5	5-5	27-23	Hunter	Tabaracci/Healy
2	4/20	NY Islanders	L 4-5 2OT	1-1	2-5	5-5	45-61	Mullen	Tabaracci/Healy
3	4/22	@ NY Islanders	L 3-4 OT	1-2	0-2	4-4	25-30	Ferraro	Tabaracci/Healy
4	4/24	@ NY Islanders	L 3-4 2OT	1-3	2-6	4-5	40-46	Ferraro	Tabaracci/Healy
5	4/26	NY Islanders	W 6-4	2-3	2-4	4-4	26-32	Iafrate	Beaupre/Healy, Fitzpatrick
6	4/28	@ NY Islanders	L 3-5	2-4	1-4	6-6	26-33	Green	Beaupre/Healy

## 1991-92

### Patrick Division Semifinals – Pittsburgh vs. Washington (best-of-seven) – Pittsburgh wins series 4-3

GM	Date	Opponent	Result	Series	PP	PK	SF-SA	GWG	Goalies
1	4/19	Pittsburgh	W 3-1	1-0	0-3	2-2	31-33	Druce	Beaupre/Barrasso
2	4/21	Pittsburgh	W 6-2	2-0	3-8	5-7	31-35	Pivonka	Beaupre/Barrasso
3	4/23	@ Pittsburgh	L 4-6	2-1	2-11	9-12	34-29	Lemieux	Beaupre/Barrasso
4	4/25	@ Pittsburgh	W 7-2	3-1	1-3	5-5	35-33	Khristich	Beaupre/Barrasso, Wregget
5	4/27	Pittsburgh	L 2-5	3-2	0-4	1-2	23-25	Murphy	Beaupre/Barrasso
6	4/29	@ Pittsburgh	L 4-6	3-3	1-6	1-5	29-39	Lemieux	Beaupre/Barrasso
7	5/1	Pittsburgh	L 1-3	3-4	0-1	0-1	19-21	Jagr	Beaupre/Barrasso

## 1990-91

### Patrick Division Semifinals – Washington vs. NY Rangers (best-of-seven) – Washington wins series 4-2

GM	Date	Opponent	Result	Series	PP	PK	SF-SA	GWG	Goalies
1	4/3	@ NY Rangers	L 1-2	0-1	0-5	5-5	29-30	Nicholls	Beaupre/Richter
2	4/5	@ NY Rangers	W 3-0	1-1	1-7	8-8	32-36	Ciccarelli	Beaupre/Richter
3	4/7	NY Rangers	L 0-6	1-2	0-5	7-9	37-38	King	Beaupre, Liut/Richter
4	4/9	NY Rangers	W 3-2	2-2	0-2	4-4	26-21	May	Beaupre/Richter
5	4/11	@ NY Rangers	W 5-4 OT	3-2	1-5	5-6	55-35	Ciccarelli	Beaupre/Richter
6	4/13	NY Rangers	W 4-2	4-2	0-3	3-4	26-25	Ridley	Beaupre/Richter, Vanbiesbrouck

### Patrick Division Final – Washington vs. Pittsburgh (best-of-seven) – Pittsburgh wins series 4-1

1	4/17	@ Pittsburgh	W 4-2	1-0	2-4	1-3	31-26	Iafrate	Beaupre/Pietrangelo
2	4/19	@ Pittsburgh	L 6-7 OT	1-1	3-6	4-6	42-43	Stevens	Beaupre, Liut/Pietrangelo
3	4/21	Pittsburgh	L 1-3	1-2	1-6	4-4	27-22	Stevens	Beaupre/Barrasso
4	4/23	Pittsburgh	L 1-3	1-3	0-4	5-6	39-19	Stevens	Beaupre/Barrasso
5	4/25	@ Pittsburgh	L 1-4	1-4	0-2	4-4	34-31	Francis	Beaupre/Barrasso

## 1989-90

### Patrick Division Semifinals – Washington vs. New Jersey (best-of-seven) – Washington wins series 4-2

GM	Date	Opponent	Result	Series	PP	PK	SF-SA	GWG	Goalies
1	4/5	@ New Jersey	W 5-4 OT	1-0	1-6	6-7	24-30	Ciccarelli	Liut/Burke
2	4/7	@ New Jersey	L 5-6	1-1	1-5	6-8	26-39	Stastny	Liut, Beaupre/Terreri
3	4/9	New Jersey	L 1-2	1-2	1-8	4-5	21-10	Shanahan	Liut/Terreri
4	4/11	New Jersey	W 3-1	2-2	1-5	4-4	33-24	Druce	Beaupre/Burke
5	4/13	@ New Jersey	W 4-3	3-2	0-2	3-4	24-20	Courtnall	Beaupre/Terreri
6	4/15	New Jersey	W 3-2	4-2	0-3	3-3	32-34	Druce	Beaupre/Terreri

### Patrick Division Finals – Washington vs. NY Rangers (best-of-seven) – Washington wins series 4-1

1	4/19	@ NY Rangers	L 3-7	0-1	0-3	3-6	35-38	Ogrodnick	Liut/Vanbiesbrouck
2	4/21	@ NY Rangers	W 6-3	1-1	2-3	5-6	25-28	Druce	Beaupre/Vanbiesbrouck, Richter
3	4/23	NY Rangers	W 7-1	2-1	3-9	7-7	49-19	Courtnall	Beaupre, Liut/Richter
4	4/25	NY Rangers	W 4-3 OT	3-1	2-7	7-8	25-33	Langway	Liut/Richter, Vanbiesbrouck
5	4/27	@ NY Rangers	W 2-1 OT	4-1	0-6	5-5	34-29	Druce	Liut/Vanbiesbrouck

### Wales Conference Finals – Washington vs. Boston (best-of-seven) – Boston wins series 4-0

1	5/3	@ Boston	L 3-5	0-1	1-3	4-5	26-35	Propp	Liut/Moog
2	5/5	@ Boston	L 0-3	0-2	0-4	3-3	28-30	Carpenter	Beaupre/Moog
3	5/7	Boston	L 1-4	0-3	1-6	4-5	26-24	Janney	Beaupre/Moog
4	5/9	Boston	L 2-3	0-4	0-1	2-3	14-17	Neely	Liut/Moog



# Game-by-Game Playoff Results

## 1988-89

Patrick Division Semifinals – Washington vs. Philadelphia (best-of-seven) – Philadelphia wins series 4-2

GM	Date	Opponent	Result	Series	PP	PK	SF-SA	GWG	Goalies
1	4/5	Philadelphia	W 3-2	1-0	1-8	4-5	36-29	Franceschetti	Peeters/Hextall
2	4/6	Philadelphia	L 2-3	1-1	1-8	2-4	21-26	Propp	Peeters/Hextall
3	4/8	@ Philadelphia	W 4-3 OT	2-1	2-5	5-6	44-24	Miller	Peeters/Hextall
4	4/9	@ Philadelphia	L 2-5	2-2	1-9	4-6	32-31	Murphy	Peeters/Hextall
5	4/11	Philadelphia	L 5-8	2-3	3-9	3-5	34-26	Eklund	Peeters/Hextall
6	4/13	@ Philadelphia	L 3-4	2-4	1-4	7-8	34-28	Tocchet	Peeters/Hextall

## 1987-88

Patrick Division Semifinals – Washington vs. Philadelphia (best-of-seven) – Washington wins series 4-3

GM	Date	Opponent	Result	Series	PP	PK	SF-SA	GWG	Goalies
1	4/6	Philadelphia	L 2-4	0-1	2-8	3-4	37-31	Poulin	Peeters/Hextall
2	4/7	Philadelphia	W 5-4	1-1	0-4	5-5	28-35	Miller	Peeters/Hextall
3	4/9	@ Philadelphia	L 3-4	1-2	1-6	5-6	17-29	Samuelsson	Peeters/Hextall
4	4/10	@ Philadelphia	L 4-5 OT	1-3	0-4	5-5	26-30	Craven	Malarchuk/Hextall, Laforest
5	4/12	Philadelphia	W 5-2	2-3	0-8	7-8	32-33	Hatcher	Peeters/Hextall, Laforest

## 1985-86

Patrick Division Semifinals – Washington vs. NY Islanders (best-of-five) – Washington wins series 3-0

GM	Date	Opponent	Result	Series	PP	PK	SF-SA	GWG	Goalies
1	4/9	NY Islanders	W 3-1	1-0	0-5	5-5	36-33	Carpenter	Peeters/Hrudey
2	4/10	NY Islanders	W 5-2	2-0	0-2	1-2	34-29	Stevens	Peeters/Smith
3	4/12	@ NY Islanders	W 3-1	3-0	-	-	23-28	Stevens	Peeters/Hrudey

Patrick Division Finals – Washington vs. NY Rangers (best-of-seven) – NY Rangers win series 4-2

GM	Date	Opponent	Result	Series	PP	PK	SF-SA	GWG	Goalies
1	4/17	NY Rangers	L 3-4 OT	0-1	0-3	3-3	27-23	MacLellan	Peeters/Vanbiesbrouck
2	4/19	NY Rangers	W 8-1	1-1	2-7	7-7	39-20	Laughlin	Peeters/Vanbiesbrouck, Hanlon
3	4/21	@ NY Rangers	W 6-3	2-1	-	-	28-42	Barrett	Peeters/Vanbiesbrouck
4	4/23	@ NY Rangers	L 5-6 OT	2-2	-	-	29-30	Brooke	Peeters/Vanbiesbrouck
5	4/25	NY Rangers	L 2-4	2-3	2-6	2-3	32-27	Sandstrom	Peeters/Vanbiesbrouck
6	4/27	@ NY Rangers	L 1-2	2-4	-	-	28-21	Larouche	Peeters/Vanbiesbrouck

## 1984-85

Patrick Division Semifinals – Washington vs. NY Islanders (best-of-five) – NY Islanders win series 3-2

GM	Date	Opponent	Result	Series	PP	PK	SF-SA	GWG	Goalies
1	4/10	NY Islanders	W 4-3 OT	1-0	2-10	4-5	42-17	Haworth	Riggin/Smith
2	4/11	NY Islanders	W 2-1 2OT	2-0	0-5	2-2	41-37	Gartner	Jensen/Hrudey
3	4/13	@ NY Islanders	L 1-2	2-1	0-2	3-3	16-15	Sutter	Jensen/Smith
4	4/14	@ NY Islanders	L 4-6	2-2	2-5	4-6	33-34	Trottier	Jensen/Smith
5	4/16	NY Islanders	L 1-2	2-3	0-4	3-3	31-32	Sutter	Riggin/Smith

## 1983-84

Patrick Division Semifinals – Washington vs. Philadelphia (best-of-five) – Washington wins series 3-0

GM	Date	Opponent	Result	Series	PP	PK	SF-SA	GWG	Goalies
1	4/4	Philadelphia	W 4-2	1-0	0-3	0-1	26-21	Duchesne	Riggin/Froese, Lindbergh
2	4/5	Philadelphia	W 6-2	2-0	2-6	2-2	32-32	Laughlin	Jensen/Froese
3	4/7	@ Philadelphia	W 5-1	3-0	1-2	4-4	32-38	Laughlin	Jensen/Lindbergh, Froese

Patrick Division Finals – Washington vs. NY Islanders (best-of-seven) – NY Islanders win series 4-1

GM	Date	Opponent	Result	Series	PP	PK	SF-SA	GWG	Goalies
1	4/12	@ NY Islanders	W 3-2	1-0	2-6	2-3	27-18	Laughlin	Jensen/Smith, Melanson
2	4/13	@ NY Islanders	L 4-5 OT	1-1	4-7	4-5	35-22	Kallur	Jensen, Riggin/Smith
3	4/15	NY Islanders	L 1-3	1-2	0-3	3-3	33-19	Sutter	Riggin/Smith
4	4/16	NY Islanders	L 2-5	1-3	0-4	2-2	24-23	Boutilier	Riggin, Jensen/Smith
5	4/18	@ NY Islanders	L 3-5	1-4	1-7	3-5	26-28	Flatley	Jensen, Riggin/Smith

## 1982-83

Patrick Division Semifinals – Washington vs. NY Islanders (best-of-five) – NY Islanders win series 3-1

GM	Date	Opponent	Result	Series	PP	PK	SF-SA	GWG	Goalies
1	4/6	@ NY Islanders	L 2-5	0-1	-	-	29-37	Tonelli	Riggin/Smith
2	4/7	@ NY Islanders	W 4-2	1-1	-	-	39-32	Gould	Jensen/Smith
3	4/9	NY Islanders	L 2-6	1-2	-	-	28-28	Trottier	Jensen, Riggin/Smith
4	4/10	NY Islanders	L 3-6	1-3	-	-	31-37	Hallin	Jensen, Riggin/Smith

# Year-by-Year Playoff Statistics

## 2017-18

Player	GP	G	A	PTS	PIM
Evgeny Kuznetsov	24	12	20	32	16
Alex Ovechkin	24	15	12	27	8
Nicklas Backstrom	20	5	18	23	6
T.J. Oshie	24	8	13	21	31
John Carlson	24	5	15	20	8
Lars Eller	24	7	11	18	18
Tom Wilson	21	5	10	15	31
Brett Connolly	24	6	3	9	6
Matt Niskanen	24	1	8	9	8
Devante Smith-Pelly	24	7	1	8	12
Jakub Vrana	23	3	5	8	2
Jay Beagle	23	2	6	8	8
Dmitry Orlov	24	2	6	8	4
Chandler Stephenson	24	2	5	7	8
Andre Burakovsky	13	2	4	6	4
Michal Kempny	24	2	3	5	10
Brooks Orpik	24	1	4	5	15
Alex Chiasson	16	1	1	2	4
Christian Djoos	22	0	1	1	4
Jakub Jerabek	2	0	1	1	2
Nathan Walker	1	0	1	1	0
Shane Gersich	2	0	0	0	0
Travis Boyd	1	0	0	0	0

Goaltender	GP	MIN	W	L	GAA	SO	SA	PCT
Braden Holtby	23	1,386	16	7	2.16	2	639	.922
Philipp Grubauer	2	106	0	1	4.55	0	49	.837

## 2016-17

Player	GP	G	A	PTS	PIM
Nicklas Backstrom	13	6	7	13	2
T.J. Oshie	13	4	8	12	4
Evgeny Kuznetsov	13	5	5	10	8
Justin Williams	13	3	6	9	6
Alex Ovechkin	13	5	3	8	8
Marcus Johansson	13	2	6	8	2
Kevin Shattenkirk	13	1	5	6	6
Andre Burakovsky	13	3	3	6	2
Lars Eller	13	0	5	5	10
Nate Schmidt	11	1	3	4	4
Matt Niskanen	13	1	3	4	19
John Carlson	13	2	2	4	4
Tom Wilson	13	3	0	3	34
Dmitry Orlov	13	0	3	3	2
Brooks Orpik	13	0	2	2	11
Daniel Winnik	13	0	0	0	0
Brett Connolly	7	0	0	0	0
Paul Carey	1	0	0	0	0
Jay Beagle	13	0	0	0	4
Karl Alzner	7	0	0	0	2

Goaltender	GP	MIN	W	L	GAA	SO	SA	PCT
Braden Holtby	13	803	7	6	2.46	0	364	.909
Philipp Grubauer	1	19	0	0	6.46	0	9	.778

## 2015-16

Player	GP	G	A	PTS	PIM
Alex Ovechkin	12	5	7	12	2
John Carlson	12	5	7	12	4
Nicklas Backstrom	12	2	9	11	8
T.J. Oshie	12	6	4	10	11
Justin Williams	12	3	4	7	14
Marcus Johansson	12	2	5	7	2
Jay Beagle	12	3	0	3	2
Matt Niskanen	12	0	3	3	6
Jason Chimera	12	1	1	2	12
Evgeny Kuznetsov	12	1	1	2	8
Karl Alzner	12	0	2	2	6
Andre Burakovsky	12	1	0	1	6
Braden Holtby	12	0	1	1	0
Tom Wilson	12	0	1	1	13
Dmitry Orlov	11	0	1	1	2
Nate Schmidt	10	0	1	1	2
Taylor Chorney	7	0	1	1	4
Mike Richards	12	0	0	0	4
Daniel Winnik	12	0	0	0	4
Brooks Orpik	6	0	0	0	10
Mike Weber	2	0	0	0	0

Goaltender	GP	MIN	W	L	GAA	SO	SA	PCT
Braden Holtby	12	732	6	6	1.72	2	363	.942

## 2014-15

Player	GP	G	A	PTS	PIM
Alex Ovechkin	14	5	4	9	6
Joel Ward	14	3	6	9	2
Nicklas Backstrom	14	3	5	8	2
Evgeny Kuznetsov	14	5	2	7	8
Jason Chimera	14	3	4	7	4
John Carlson	14	1	5	6	4
Jay Beagle	14	1	4	5	4
Karl Alzner	14	2	2	4	6
Marcus Johansson	14	1	3	4	2
Matt Niskanen	14	0	4	4	0
Andre Burakovsky	11	2	1	3	0
Troy Brouwer	14	0	3	3	10
Brooks Laich	14	1	1	2	0
Brooks Orpik	14	0	2	2	8
Mike Green	14	0	2	2	14
Curtis Glencross	10	1	0	1	2
Tim Gleason	14	0	1	1	5
Braden Holtby	13	0	1	1	0
Tom Wilson	13	0	1	1	25
Eric Fehr	4	0	0	0	2
Michael Latta	4	0	0	0	2

Goaltender	GP	MIN	W	L	GAA	SO	SA	PCT
Braden Holtby	13	806	6	7	1.71	1	412	.944
Philipp Grubauer	1	60	1	0	3.00	0	21	.857

## 2012-13

Player	GP	G	A	PTS	PIM
Mike Green	7	2	2	4	4
Mathieu Perreault	7	1	3	4	0
Joel Ward	7	1	3	4	6
Nicklas Backstrom	7	1	2	3	0
Jason Chimera	7	1	2	3	4
Karl Alzner	7	1	1	2	2
Alex Ovechkin	7	1	1	2	4
Troy Brouwer	7	1	1	2	10
Mike Ribeiro	7	1	1	2	10
Marcus Johansson	7	1	1	2	0
Jay Beagle	7	1	0	1	4
John Carlson	7	0	1	1	4
John Erskine	7	0	1	1	4
Jack Hillen	7	0	1	1	6
Steve Oleksy	7	0	1	1	4
Eric Fehr	7	0	0	0	6
Matt Hendricks	7	0	0	0	0
Martin Erat	4	0	0	0	4
Tom Wilson	3	0	0	0	0

Goaltender	GP	MIN	W	L	GAA	SO	SA	PCT
Braden Holtby	7	433	3	4	2.22	1	189	.922

## 2011-12

Player	GP	G	A	PTS	PIM
Alex Ovechkin	14	5	4	9	8
Nicklas Backstrom	13	2	6	8	18
Jason Chimera	14	4	3	7	6
Brooks Laich	14	2	5	7	6
John Carlson	14	2	3	5	8
Joel Ward	14	1	4	5	6
Alexander Semin	14	3	1	4	10
Mike Green	14	2	2	4	10
Troy Brouwer	14	2	2	4	8
Roman Hamrlík	14	1	3	4	12
Mike Knuble	11	2	1	3	6
Marcus Johansson	14	1	2	3	0
Dennis Wideman	14	0	3	3	2
Matt Hendricks	14	1	1	2	6
Jay Beagle	12	1	1	2	4
Karl Alzner	14	0	2	2	0
Keith Aucoin	14	0	2	2	2
John Erskine	4	0	1	1	0
Jeff Schultz	10	0	0	0	2
Mathieu Perreault	4	0	0	0	0
Jeff Halpern	2	0	0	0	4

Goaltender	GP	MIN	W	L	GAA	SO	SA	PCT
Braden Holtby	14	922	7	7	1.95	0	459	.935





# Year-by-Year Playoff Statistics

## 2010-11

Player	GP	G	A	PTS	PIM
Alex Ovechkin	9	5	5	10	10
Brooks Laich	9	1	6	7	2
Alexander Semin	9	4	2	6	8
Marcus Johansson	9	2	4	6	0
Mike Green	8	1	5	6	8
Jason Arnott	9	1	5	6	2
Jason Chimera	9	2	2	4	2
John Carlson	9	2	1	3	4
Marco Sturm	9	1	2	3	4
Mike Knuble	6	2	0	2	8
John Erskine	9	1	1	2	6
Nicklas Backstrom	9	0	2	2	4
Eric Fehr	5	1	0	1	0
Scott Hannan	9	0	1	1	2
Karl Alzner	9	0	1	1	0
Matt Bradley	9	0	0	0	4
Sean Collins	1	0	0	0	0
Matt Hendricks	7	0	0	0	4
Jeff Schultz	9	0	0	0	6
Boyd Gordon	9	0	0	0	6

Goaltender	GP	MIN	W	L	GAA	SO	SA
PCT							
Michal Neuvirth	9	590	4	5	2.34	1	261 .912

## 2009-10

Player	GP	G	A	PTS	PIM
Alex Ovechkin	7	5	5	10	0
Nicklas Backstrom	7	5	4	9	4
Mike Knuble	7	2	4	6	6
Eric Fehr	7	3	1	4	4
John Carlson	7	1	3	4	0
Tom Poti	6	0	4	4	5
Brooks Laich	7	2	1	3	4
Matt Bradley	7	1	2	3	2
Jason Chimera	7	1	2	3	2
Mike Green	7	0	3	3	12
Joe Corvo	7	1	1	2	4
Boyd Gordon	6	1	1	2	0
Alexander Semin	7	0	2	2	4
Eric Belanger	7	0	1	1	4
Jeff Schultz	7	0	1	1	4
Tomas Fleischmann	6	0	1	1	6
Brendan Morrison	5	0	1	1	2
Shaone Morrisonn	5	0	0	0	2
David Steckel	3	0	0	0	0
Tyler Sloan	2	0	0	0	0
Scott Walker	1	0	0	0	0
Karl Alzner	1	0	0	0	0

Goaltender	GP	MIN	W	L	GAA	SO	SA
PCT							
Semyon Varlamov	6	349	3	3	2.41	0	153 .908
Jose Theodore	2	81	0	1	3.70	0	40 .875

## 2008-09

Player	GP	G	A	PTS	PIM
Alex Ovechkin	14	11	10	21	8
Nicklas Backstrom	14	3	12	15	8
Alexander Semin	14	5	9	14	16
Mike Green	14	1	8	9	12
Sergei Fedorov	14	1	7	8	12
Brooks Laich	14	3	4	7	10
Tom Poti	14	2	5	7	4
Viktor Kozlov	14	4	2	6	6
Matt Bradley	14	2	4	6	0
David Steckel	14	3	2	5	4
Tomas Fleischmann	14	3	1	4	4
Boyd Gordon	14	0	3	3	4
Milan Jurcina	14	2	0	2	12
Brian Pothier	13	0	2	2	8
Chris Clark	8	1	0	1	8
Shaone Morrisonn	14	0	1	1	8
John Erskine	12	0	1	1	16
Tyler Sloan	2	0	1	1	0
Semyon Varlamov	13	0	0	0	2
Eric Fehr	9	0	0	0	0
Donald Brashear	4	0	0	0	18
Jay Beagle	4	0	0	0	0
Michael Nylander	3	0	0	0	2
Jose Theodore	2	0	0	0	0
Jeff Schultz	1	0	0	0	0

Goaltender	GP	MIN	W	L	GAA	SO	SA
PCT							
Semyon Varlamov	13	759	7	6	2.53	2	389 .918
Jose Theodore	2	97	0	1	3.71	0	33 .818

## 2007-08

Player	GP	G	A	PTS	PIM
Alex Ovechkin	7	4	5	9	0
Alexander Semin	7	3	5	8	8
Mike Green	7	3	4	7	15
Nicklas Backstrom	7	4	2	6	2
Brooks Laich	7	1	5	6	4
Sergei Fedorov	7	1	4	5	8
Viktor Kozlov	7	0	3	3	2
Donald Brashear	7	1	1	2	0
David Steckel	7	1	1	2	4
Matt Bradley	7	0	2	2	2
John Erskine	7	0	2	2	6
Steve Eminger	5	1	0	1	2
Eric Fehr	5	1	0	1	0
Tom Poti	7	0	1	1	8
Shaone Morrisonn	7	0	1	1	6
Tomas Fleischmann	2	0	0	0	0
Jeff Schultz	2	0	0	0	2
Matt Cooke	7	0	0	0	4
Cristobal Huet	7	0	0	0	2
Milan Jurcina	7	0	0	0	6
Boyd Gordon	7	0	0	0	0

Goaltender	GP	MIN	W	L	GAA	SO	SA
PCT							
Cristobal Huet	7	451	3	4	2.93	0	242 .909

## 2002-03

Player	GP	G	A	PTS	PIM
Jaromir Jagr	6	2	5	7	2
Peter Bondra	6	4	2	6	8
Michael Nylander	6	3	2	5	8
Sergei Gonchar	6	0	5	5	4
Dainius Zubrus	6	2	2	4	4
Robert Lang	6	2	1	3	2
Mike Grier	6	1	1	2	2
Brendan Witt	6	1	0	1	0
Ivan Ciernik	2	0	1	1	6
Sergei Berezin	6	0	1	1	0
Jason Doig	6	0	1	1	6
Jeff Halpern	6	0	1	1	2
Calle Johansson	6	0	1	1	0
Brian Sutherby	5	0	0	0	10
Ken Klee	6	0	0	0	6
Steve Konowalchuk	6	0	0	0	6
Joel Kwiatkowski	6	0	0	0	2
Trent Whitfield	6	0	0	0	10

Goaltender	GP	MIN	W	L	GAA	SO	SA
PCT							
Olie Kolzig	6	404	2	4	2.08	1	192 .927

## 2000-01

Player	GP	G	A	PTS	PIM
Steve Konowalchuk	6	2	3	5	14
Jeff Halpern	6	2	3	5	17
Sergei Gonchar	6	1	3	4	2
Trevor Linden	6	0	4	4	14
Calle Johansson	6	1	2	3	2
Peter Bondra	6	2	0	2	2
Brendan Witt	6	2	0	2	12
Ulf Dahlen	6	0	1	1	2
Ken Klee	6	0	1	1	8
Chris Simon	6	0	1	1	4
Glen Metropolit	1	0	0	0	0
Dmitri Khristich	3	0	0	0	0
Joe Reekie	4	0	0	0	4
Sylvain Cote	5	0	0	0	2
Trent Whitfield	5	0	0	0	2
Adam Oates	6	0	0	0	0
Joe Sacco	6	0	0	0	2
Rob Zettler	6	0	0	0	0
Andrei Nikolishin	6	0	0	0	2
Dainius Zubrus	6	0	0	0	2

Goaltender	GP	MIN	W	L	GAA	SO	SA
PCT							
Olie Kolzig	6	375	2	4	2.24	1	153 .908

# Year-by-Year Playoff Statistics

## 1999-00

Player	GP	G	A	PTS	PIM
Jeff Halpern	5	2	1	3	0
Calle Johansson	5	1	2	3	0
Adam Oates	5	0	3	3	4
Chris Simon	4	2	0	2	24
Peter Bondra	5	1	1	2	4
Andrei Nikolishin	5	0	2	2	4
Sergei Gonchar	5	1	0	1	6
Steve Konowalchuk	5	1	0	1	2
Ulf Dahlen	5	0	1	1	2
Ken Klee	5	0	1	1	10
Joe Reekie	5	0	1	1	2
Jim McKenzie	1	0	0	0	0
Glen Metropolit	2	0	0	0	2
Trent Whitfield	3	0	0	0	0
Brendan Witt	3	0	0	0	0
Terry Yake	3	0	0	0	0
Dmitri Mironov	4	0	0	0	4
Joe Murphy	5	0	0	0	8
Joe Sacco	5	0	0	0	4
Richard Zednik	5	0	0	0	5
Rob Zettler	5	0	0	0	2

Goaltender	GP	MIN	W	L	GAA	SO	SA	PCT
Craig Billington	1	20	0	0	3.00	0	5	.833
Olie Kolzig	5	284	1	4	3.40	0	87	.845

## 1997-98

Player	GP	G	A	PTS	PIM
Joe Juneau	21	7	10	17	8
Adam Oates	21	6	11	17	8
Andrei Nikolishin	21	1	13	14	12
Brian Bellows	21	6	7	13	6
Peter Bondra	17	7	5	12	12
Sergei Gonchar	21	7	4	11	30
Richard Zednik	17	7	3	10	16
Calle Johansson	21	2	8	10	16
Esa Tikkanen	21	3	3	6	20
Phil Housley	18	0	4	4	4
Dale Hunter	21	0	4	4	30
Todd Krygier	13	1	2	3	6
Joe Reekie	21	1	2	3	20
Mark Tinordi	21	1	2	3	42
Michal Pivonka	13	0	3	3	0
Jeff Brown	2	0	2	2	0
Mike Eagles	12	0	2	2	2
Ken Klee	9	1	0	1	10
Brendan Witt	16	1	0	1	14
Chris Simon	18	1	0	1	26
Craig Berube	21	1	0	1	21
Kelly Miller	10	0	1	1	4
Jeff Toms	1	0	0	0	0
Jaroslav Svejksky	1	0	0	0	2
Olie Kolzig	21	0	0	0	4

Goaltender	GP	MIN	W	L	GAA	SO	SA	PCT
Olie Kolzig	21	1351	12	9	1.95	4	740	.941

## 1995-96

Player	GP	G	A	PTS	PIM
Joe Juneau	5	0	7	7	6
Sergei Gonchar	6	2	4	6	4
Dale Hunter	6	1	5	6	24
Peter Bondra	6	2	3	5	8
Michal Pivonka	6	3	2	5	18
Andrew Brunette	6	1	3	4	0
Pat Peake	5	2	1	3	12
Sylvain Cote	6	2	0	2	12
Todd Krygier	6	2	0	2	12
Mike Eagles	6	1	1	2	2
Steve Konowalchuk	2	0	2	2	0
Kelly Miller	6	0	1	1	4
Ken Klee	1	0	0	0	0
Nolan Baumgartner	1	0	0	0	10
Craig Berube	2	0	0	0	19
Keith Jones	2	0	0	0	7
Kevin Kaminski	3	0	0	0	16
Jeff Nelson	3	0	0	0	4
Jim Carey	3	0	0	0	0
Olaf Kolzig	5	0	0	0	4
Stefan Ustorf	5	0	0	0	0
Jim Johnson	6	0	0	0	6
Mark Tinordi	6	0	0	0	16
Eric Charron	6	0	0	0	8
Steve Poapst	6	0	0	0	0

Goaltender	GP	MIN	W	L	GAA	SO	SA	PCT
Jim Carey	3	97	0	1	6.19	0	39	.744
Olie Kolzig	5	341	2	3	1.94	0	167	.934

## 1994-95

Player	GP	G	A	PTS	PIM
Peter Bondra	7	5	3	8	10
Dale Hunter	7	4	4	8	24
Keith Jones	7	4	4	8	22
Joe Juneau	7	2	6	8	2
Steve Konowalchuk	7	2	5	7	12
Dmitri Khristich	7	1	4	5	0
Michal Pivonka	7	1	4	5	21
Calle Johansson	7	3	1	4	0
Sergei Gonchar	7	2	2	4	2
Sylvain Cote	7	1	3	4	2
Kelly Miller	7	0	3	3	4
Mike Eagles	7	0	2	2	4
Jim Johnson	7	0	2	2	8
Rob Pearson	3	1	0	1	17
Mark Tinordi	1	0	0	0	2
Dave Poulin	2	0	0	0	0
Igor Ulanov	2	0	0	0	4
Kevin Kaminski	5	0	0	0	36
Craig Berube	7	0	0	0	29
Joe Reekie	7	0	0	0	2
Ken Klee	7	0	0	0	4
Jim Carey	7	0	0	0	4

Goaltender	GP	MIN	W	L	GAA	SO	SA	PCT
Olie Kolzig	2	44	1	0	1.36	0	21	.952
Byron Dafoe	1	20	0	0	3.00	0	3	.667
Jim Carey	7	358	2	4	4.19	0	151	.834

## 1993-94

Player	GP	G	A	PTS	PIM
Mike Ridley	11	4	6	10	6
Joe Juneau	11	4	5	9	6
Kelly Miller	11	2	7	9	0
Sylvain Cote	9	1	8	9	6
Michal Pivonka	7	4	4	8	4
Kevin Hatcher	11	3	4	7	37
Peter Bondra	9	2	4	6	4
Dmitri Khristich	11	2	3	5	10
Dave Poulin	11	2	2	4	19
Calle Johansson	6	1	3	4	4
Joe Reekie	11	2	1	3	29
Dale Hunter	7	0	3	3	14
Todd Krygier	5	2	0	2	10
John Slaney	11	1	1	2	2
Randy Burridge	11	0	2	2	12
Jason Woolley	4	1	0	1	4
Shawn Anderson	8	1	0	1	12
Pat Peake	8	0	1	1	8
Keith Jones	11	0	1	1	36
Steve Konowalchuk	11	0	1	1	10
Todd Nelson	4	0	0	0	0
Don Beaupre	8	0	0	0	2
Craig Berube	8	0	0	0	21

Goaltender	GP	MIN	W	L	GAA	SO	SA	PCT
Byron Dafoe	2	118	0	2	2.54	0	39	.872
Don Beaupre	8	429	5	2	2.94	1	191	.890
Rick Tabaracci	2	111	0	2	3.24	0	50	.880

## 1992-93

Player	GP	G	A	PTS	PIM
Dale Hunter	6	7	1	8	35
Dmitri Khristich	6	2	5	7	2
Al Iafrate	6	6	0	6	4
Mike Ridley	6	1	5	6	0
Peter Bondra	6	0	6	6	0
Pat Elynuik	6	3	2	5	19
Calle Johansson	6	0	5	5	6
Kelly Miller	6	0	3	3	2
Sylvain Cote	6	1	1	2	4
Todd Krygier	6	1	1	2	4
Paul Cavallini	6	0	2	2	18
Michal Pivonka	6	0	2	2	0
Randy Burridge	4	1	0	1	0
Steve Konowalchuk	2	0	1	1	0
Kevin Hatcher	6	0	1	1	14
Alan May	6	0	1	1	6
Don Beaupre	2	0	0	0	0
Rick Tabaracci	4	0	0	0	4
Shawn Anderson	6	0	0	0	0
Keith Jones	6	0	0	0	10

Goaltender	GP	MIN	W	L	GAA	SO	SA	PCT
Rick Tabaracci	4	304	1	3	2.76	0	160	.913
Don Beaupre	2	119	1	1	4.54	0	65	.862



# Year-by-Year Playoff Statistics

## 1991-92

Player	GP	G	A	PTS	PIM
Mike Ridley	7	0	11	11	0
Dino Ciccarelli	7	5	4	9	14
Peter Bondra	7	6	2	8	4
Al Iafrate	7	4	2	6	14
Kevin Hatcher	7	2	4	6	19
Michal Pivonka	7	1	5	6	13
Dmitri Khristich	7	3	2	5	15
Dale Hunter	7	1	4	5	16
Calle Johansson	7	0	5	5	4
Todd Krygier	5	2	1	3	4
Sylvain Cote	7	1	2	3	4
Kelly Miller	7	1	2	3	4
John Druce	7	1	0	1	2
Randy Burridge	2	0	1	1	0
Rod Langway	7	0	1	1	2
Paul MacDermid	7	0	1	1	22
Dave Tippett	7	0	1	1	0
Brad Schlegel	7	0	1	1	2
Alan May	7	0	0	0	0

Goaltender	GP	MIN	W	L	GAA	SO	SA	PCT
Don Beaupre	7	419	3	4	3.15	0	212	.896

## 1990-91

Player	GP	G	A	PTS	PIM
Dale Hunter	11	1	9	10	41
Dino Ciccarelli	11	5	4	9	22
Calle Johansson	10	2	7	9	8
Mike Ridley	11	3	4	7	8
Kelly Miller	11	4	2	6	6
Kevin Hatcher	11	3	3	6	8
Dave Tippett	10	2	3	5	8
Michal Pivonka	11	2	3	5	8
Al Iafrate	10	1	3	4	22
Dmitri Khristich	11	1	3	4	6
Stephen Leach	9	1	2	3	8
Mike Lalor	10	1	2	3	8
Tim Bergland	11	1	1	2	12
John Druce	11	1	1	2	7
Alan May	11	1	1	2	37
Rod Langway	11	0	2	2	6
Peter Bondra	4	0	1	1	2
Nick Kypreos	9	0	1	1	38
Jeff Greenlaw	1	0	0	0	2
Kent Paynter	1	0	0	0	0
Mike Liut	2	0	0	0	0
Neil Sheehy	2	0	0	0	19
Ken Sabourin	11	0	0	0	34

Goaltender	GP	MIN	W	L	GAA	SO	SA	PCT
Don Beaupre	11	624	5	5	2.79	1	294	.901
Mike Liut	2	48	0	1	5.00	0	30	.867

## 1989-90

Player	GP	G	A	PTS	PIM
John Druce	15	14	3	17	23
Geoff Courttnall	15	4	9	13	32
Dale Hunter	15	4	8	12	61
Dino Ciccarelli	8	8	3	11	6
Scott Stevens	15	2	7	9	25
Kelly Miller	15	3	5	8	23
John Tucker	12	1	7	8	0
Kevin Hatcher	11	0	8	8	32
Mike Ridley	14	3	4	7	8
Calle Johansson	15	1	6	7	4
Bob Rouse	15	2	3	5	47
Rod Langway	15	1	4	5	12
Stephen Leach	14	2	2	4	8
Bob Joyce	14	2	1	3	9
Tim Bergland	15	1	1	2	10
Michal Pivonka	11	0	2	2	6
Nick Kypreos	7	1	0	1	15
Neil Sheehy	10	0	1	1	92
Steve Maltais	1	0	0	0	0
Scott Kleinendorst	3	0	0	0	0
Kent Paynter	3	0	0	0	10
Don Beaupre	8	0	0	0	2
Rob Murray	9	0	0	0	18
Alan May	15	0	0	0	37

Goaltender	GP	MIN	W	L	GAA	SO	SA	PCT
Don Beaupre	8	401	4	3	2.69	0	187	.904
Mike Liut	9	507	4	4	3.31	0	223	.874

## 1988-89

Player	GP	G	A	PTS	PIM
Geoff Courttnall	6	2	5	7	12
Dino Ciccarelli	6	3	3	6	12
Bengt Gustafsson	4	2	3	5	6
Kevin Hatcher	6	1	4	5	20
Scott Stevens	6	1	4	5	11
Mike Ridley	6	0	5	5	2
Michal Pivonka	6	3	1	4	10
Dale Hunter	6	0	4	4	27
Calle Johansson	6	1	2	3	0
Bob Rouse	6	2	0	2	4
Dave Christian	6	1	1	2	0
Bob Gould	6	0	2	2	0
Lou Franceschetti	6	1	0	1	8
Stephen Leach	6	1	9	1	12
Kelly Miller	6	1	0	1	2
Chris Felix	1	0	1	1	0
Yvon Corriveau	1	0	0	0	0
John Druce	1	0	0	0	0
Doug Wickenheiser	5	0	0	0	2
Rod Langway	6	0	0	0	6
Pete Peeters	6	0	0	0	2
Neil Sheehy	6	0	0	0	19

Goaltender	GP	MIN	W	L	GAA	SO	SA	PCT
Pete Peeters	6	359	2	4	4.01	0	164	.853

## 1987-88

Player	GP	G	A	PTS	PIM
Bengt Gustafsson	14	4	9	13	6
Michal Pivonka	14	4	9	13	4
Dale Hunter	14	7	5	12	98
Kevin Hatcher	14	5	7	12	55
Scott Stevens	13	1	11	12	46
Mike Ridley	14	6	5	11	10
Dave Christian	14	5	6	11	6
Larry Murphy	13	4	4	8	33
Kelly Miller	13	4	4	8	10
Mike Gartner	14	3	4	7	14
Garry Galley	13	2	4	6	13
Greg Adams	14	0	5	5	58
Bob Gould	14	3	1	4	21
Stephen Leach	3	2	1	3	0
Yvon Corriveau	13	1	2	3	30
Peter Sundstrom	14	2	0	2	6
Grant Ledyard	14	1	0	1	3
Chris Felix	1	0	0	0	0
Jeff Greenlaw	1	0	0	0	19
Grant Jennings	1	0	0	0	0
Ed Kastelic	1	0	0	0	19
Lou Franceschetti	4	0	0	0	14
Clint Malarchuk	4	0	0	0	2
Rod Langway	6	0	0	0	8
Greg Smith	9	0	0	0	23
Pete Peeters	12	0	0	0	4

Goaltender	GP	MIN	W	L	GAA	SO	SA	PCT
Pete Peeters	12	654	7	5	3.12	0	326	.895
Clint Malarchuk	4	193	0	2	4.66	0	95	.842

## 1986-87

Player	GP	G	A	PTS	PIM
Mike Gartner	7	4	3	7	14
Scott Stevens	7	0	5	5	19
Kelly Miller	7	2	2	4	0
Larry Murphy	7	2	2	4	6
Greg Adams	7	1	3	4	38
Dave Christian	7	1	3	4	6
Gaetan Duchesne	7	3	0	3	14
Mike Ridley	7	2	1	3	6
Alan Haworth	6	0	3	3	7
Bob Gould	7	0	3	3	8
Michal Pivonka	7	1	1	2	2
Grant Martin	1	1	0	1	2
Ed Kastelic	5	1	0	1	13
Kevin Hatcher	7	1	0	1	20
John Blum	6	0	1	1	4
Rod Langway	7	0	1	1	2
Craig Laughlin	1	0	0	0	0
Garry Galley	2	0	0	0	0
Pete Peeters	3	0	0	0	2
Lou Franceschetti	7	0	0	0	23
Dave Jensen	7	0	0	0	2
Greg Smith	7	0	0	0	11

Goaltender	GP	MIN	W	L	GAA	SO	SA	PCT
Bob Mason	4	309	2	2	1.75	1	143	.937
Pete Peeters	3	180	1	2	3.00	0	76	.880



# Year-by-Year Playoff Statistics

## 1985-86

Player	GP	G	A	PTS	PIM
Mike Gartner	9	2	10	12	4
Scott Stevens	9	3	8	11	12
Alan Haworth	9	4	6	10	11
Bob Carpenter	9	5	4	9	12
Dave Christian	9	4	4	8	0
Gaetan Duchesne	9	4	3	7	12
Bob Gould	9	4	3	7	11
Larry Murphy	9	1	5	6	6
Greg Adams	9	1	3	4	27
John Barrett	9	1	2	3	35
Greg Smith	9	1	2	3	9
Jorgen Pettersson	8	1	2	3	2
Rod Langway	9	1	2	3	6
Craig Laughlin	9	1	2	3	10
Yvon Coriveau	4	0	3	3	2
Kevin Hatcher	9	1	1	2	19
Stephen Leach	6	0	1	1	0
Dwight Schofield	3	0	0	0	14
Marc Taylor	3	0	0	0	0
Dave Jensen	4	0	0	0	0
Lou Franceschetti	8	0	0	0	15
Pete Peeters	9	0	0	0	2

Goaltender	GP	MIN	W	L	GAA	SO	SA	PCT
Pete Peeters	9	544	5	4	2.65	0	253	.905

## 1984-85

Player	GP	G	A	PTS	PIM
Mike Gartner	5	4	3	7	9
Larry Murphy	5	2	3	5	0
Bob Carpenter	5	1	4	5	8
Bengt Gustafsson	5	1	3	4	0
Dave Christian	5	1	1	2	0
Lou Franceschetti	5	1	1	2	15
Alan Haworth	5	1	0	1	0
Doug Jarvis	5	1	0	1	0
Gaetan Duchesne	5	0	1	1	7
Bob Gould	5	0	1	1	2
Rod Langway	5	0	1	1	6
Mike McEwen	5	0	1	1	4
Scott Stevens	5	0	1	1	20
Darren Veitch	5	0	1	1	4
Kevin Hatcher	1	0	0	0	0
Mikko Leinonen	1	0	0	0	0
Peter Anderson	2	0	0	0	0
Timo Blomquist	2	0	0	0	0
Al Jensen	3	0	0	0	2
Gary Sampson	4	0	0	0	0
Greg Adams	5	0	0	0	9
Craig Laughlin	5	0	0	0	2

Goaltender	GP	MIN	W	L	GAA	SO	SA	PCT
Al Jensen	3	201	1	2	2.39	0	86	.906
Pat Riggan	2	122	1	1	2.46	0	39	.872

## 1983-84

Player	GP	G	A	PTS	PIM
Mike Gartner	8	3	7	10	16
Dave Christian	8	5	4	9	5
Scott Stevens	8	1	8	9	5
Craig Laughlin	8	4	2	6	6
Alan Haworth	8	3	2	5	4
Bengt Gustafsson	8	2	3	5	0
Bryan Erickson	8	3	2	5	7
Doug Jarvis	8	2	3	5	6
Rod Langway	8	0	5	5	7
Bobby Carpenter	8	2	1	3	25
Gaetan Duchesne	8	2	1	3	2
Larry Murphy	8	0	3	3	6
Bob Gould	5	0	2	2	4
Glen Currie	8	1	0	1	0
Gary Sampson	8	1	0	1	0
Peter Andersson	3	0	1	1	2
Darren Veitch	5	0	1	1	15
Al Jensen	6	0	1	1	2
Dave Shand	8	0	1	1	13
Greg Adams	1	0	0	0	0
Andre Hidi	2	0	0	0	0
Lou Franceschetti	3	0	0	0	8
Pat Riggan	5	0	0	0	2
Timo Blomqvist	8	0	0	0	8

Goaltender	GP	MIN	W	L	GAA	SO	SA	PCT
Pat Riggan	5	230	1	3	2.35	0	81	.888
Al Jensen	6	258	3	1	3.26	0	120	.882

## 1982-83

Player	GP	G	A	PTS	PIM
Bob Gould	4	5	0	5	4
Glen Currie	4	0	3	3	4
Gaetan Duchesne	4	1	1	2	4
Dennis Maruk	4	1	1	2	2
Brian Engblom	4	0	2	2	2
Bobby Carpenter	4	1	0	1	2
Ken Houston	4	1	0	1	4
Craig Laughlin	4	1	0	1	0
Scott Stevens	4	1	0	1	26
Bengt Gustafsson	4	1	0	1	4
Randy Holt	4	0	1	1	20
Doug Jarvis	4	0	1	1	0
Greg Theberge	4	0	1	1	0
Ted Bulley	1	0	0	0	0
Milan Novy	2	0	0	0	0
Chris Valentine	2	0	0	0	4
Timo Blomquist	3	0	0	0	16
Mike Gartner	4	0	0	0	4
Alan Haworth	4	0	0	0	2
Rod Langway	4	0	0	0	0

Goaltender	GP	MIN	W	L	GAA	SO	SA	PCT
Al Jensen	3	139	1	2	4.32	0	75	.867
Pat Riggan	3	101	0	1	4.75	0	59	.864



# Playoff Record Book

## TEAM - PLAYOFF

**ALL-TIME APPEARANCES**  
28

**STANLEY CUP CHAMPIONSHIPS**  
1 2018

**STANLEY CUP FINAL APPEARANCES**  
2 1998, 2018

**CONFERENCE FINALS APPEARANCES**  
3 1990, 1998, 2018

## TEAM - SEASON

### MOST GOALS

86 2018  
54 1988  
53 1998  
At Home  
39 2018  
25 1998  
1988  
On Road  
43 2018  
29 1988  
28 1998  
1990

### MOST GOALS AGAINST

58 2018  
50 1988  
48 1990  
At Home  
30 2018  
26 1988  
24 1998  
On Road  
32 1990  
28 2018  
24 1988

### MOST POWER-PLAY GOALS

21 2018  
14 1998  
1988  
At Home  
12 2018  
On Road  
9 2018  
1988

### MOST POWER-PLAY ATTEMPTS

99 1988  
At Home  
51 1988  
On Road  
48 1988

### MOST POWER-PLAY GOALS ALLOWED

17 2018  
15 1998  
At Home  
9 2018  
1998  
On Road  
9 1990

### MOST SHORTHANDED GOALS

4 1988

### MOST SHORTHANDED GOALS ALLOWED

3 1990

### MOST SHOTS

724 2018  
529 1998  
444 2015

### MOST SHOTS ALLOWED

740 1998  
660 2018  
459 2012

### MOST PENALTY MINUTES

529 1988

### MOST PENALTY MINUTES, OPPONENTS

647 1988

### MOST SHUTOUTS

4 1998  
2 2018  
2016  
2009

### MOST TIMES SHUTOUT

2 2013  
1998

### MOST CONSECUTIVE SHUTOUTS

2 5/21/18 to 5/23/18  
5/13/98 to 5/15/98

### FEWEST GOALS

8 2000  
10 2001  
11 1983  
At Home  
3 2001  
4 2000  
5 Three times; most recent 2003  
On Road  
4 2000  
5 1985  
6 Twice; most recent 2013

### FEWEST GOALS AGAINST

14 Three times; most recent 2003  
16 2013  
At Home  
4 2001  
6 1985  
7 2013  
On Road  
5 2003  
6 Twice; most recent 2000  
7 1983

### FEWEST POWER-PLAY GOALS

1 2010  
1983

### FEWEST POWER-PLAY GOALS ALLOWED

2 2013

### FEWEST POWER-PLAY ATTEMPTS

16 2013  
21 2000  
22 2001

### FEWEST POWER-PLAY ATTEMPTS, OPPONENTS

17 1985

### FEWEST SHOTS

127 1983

### FEWEST SHOTS ALLOWED

109 2000  
125 1985

### FEWEST PENALTY MINUTES

65 2010  
76 2013  
83 2000

### FEWEST PENALTY MINUTES, OPPONENTS

42 2013  
57 2000  
78 2001

## TEAM - SERIES

### MOST GOALS

31 1988 vs. PHI  
27 1992 vs. PIT  
26 1995 vs. PIT  
At Home  
17 1988 vs. PHI  
On Road  
16 2018 vs. TB

### MOST GOALS AGAINST

29 1995 vs. PIT  
25 Four times; most recent 1992 vs. PIT  
At Home  
14 1988 vs. PHI  
On Road  
18 1995 vs. PIT

### MOST POWER-PLAY GOALS

9 2018 vs. CBJ  
1993 vs. NYI  
1989 vs. PHI  
At Home  
6 2018 vs. CBJ  
1993 vs. NYI  
On Road  
7 1984 vs. NYI

### MOST POWER-PLAY ATTEMPTS

52 1988 vs. NJ

### MOST POWER-PLAY GOALS ALLOWED

10 1995 vs. PIT  
At Home  
5 2009 vs. PIT  
1996 vs. PIT  
1989 vs. PHI  
On Road  
6 1995 vs. PIT

### MOST POWER-PLAY ATTEMPTS, OPPONENT

42 1996 vs. PIT  
1995 vs. PIT

### MOST SHORTHANDED GOALS

3 1988 vs. PHI

### MOST SHORTHANDED GOALS ALLOWED

2 1996 vs. PIT  
1990 vs. NYR

### MOST SHOTS

292 2010 vs. MTL  
273 1987 vs. NYI

### MOST SHOTS ALLOWED

256 2009 vs. PIT

### MOST PENALTY MINUTES

305 1988 vs. NJ

### MOST PENALTY MINUTES, OPPONENT

349 1988 vs. NJ

### FEWEST GOALS

6 1989 vs. BOS  
7 1998 vs. DET  
8 2000 vs. PIT  
At Home  
2 1998 vs. DET  
1991 vs. PIT  
On Road  
3 Twice; most recent 1990 vs. BOS

### FEWEST GOALS AGAINST

4 1986 vs. NYI  
5 1984 vs. PHI  
6 2016 vs. PHI  
At Home  
2 2011 vs. NYR  
On Road  
1 1986 vs. NYI  
1984 vs. PHI

### FEWEST POWER-PLAY GOALS

1 2015 vs. NYR  
2010 vs. MTL  
1983 vs. NYI

### FEWEST POWER-PLAY ATTEMPTS

11 1984 vs. PHI

### FEWEST POWER-PLAY GOALS ALLOWED

0 2015 vs. NYI

### FEWEST POWER-PLAY ATTEMPTS, OPPONENT

7 1984 vs. PHI

### FEWEST SHOTS

90 1998 vs. OTT  
1984 vs. PHI

### FEWEST SHOTS AGAINST

90 1986 vs. NYI

### FEWEST PENALTY MINUTES

36 2011 vs. TB

### FEWEST PENALTY MINUTES, OPPONENT

37 2015 vs. NYR



# Playoff Record Book

## TEAM – GAME

### MOST GOALS

At Home	
8	4/19/86 vs. NYR
7	4/23/90 vs. NYR
On Road	
7	4/25/92 at PIT
	4/14/88 at PHI
	4/28/88 at NJ

### MOST GOALS AGAINST

At Home	
8	4/11/89 vs. PHI
7	4/13/00 vs. PIT
	5/16/95 vs. PIT
On Road	
10	4/22/88 at NJ
8	4/11/89 at PHI
7	4/19/91 at PIT
	4/19/90 at NYR

### MOST POWER-PLAY GOALS

At Home	
3	six times; most recent
	6/4/918 vs. VGK
On Road	
5	4/18/16 at PHI

### MOST POWER-PLAY GOALS ALLOWED

At Home	
3	Three times; most recent
	6/16/98 vs. DET
On Road	
4	4/29/92 at PIT

### MOST POWER-PLAY GOALS, BOTH TEAMS

5	Several times; most recent
	4/15/18 vs. CBJ

### MOST POWER-PLAY ATTEMPTS

At Home	
11	4/9/83 vs. NYI
On Road	
11	4/22/88 at NJ

### MOST POWER-PLAY ATTEMPTS, OPPONENT

At Home	
10	4/24/96 vs. PIT
On Road	
12	4/23/92 at PIT

### MOST SHORTHANDED GOALS

1	26 times; most recent
	4/23/18 at CBJ

### MOST SHORTHANDED GOALS ALLOWED

1	17 times; most recent
	4/21/18 vs. CBJ

### MOST SHOTS

At Home	
75	4/18/87 vs. NYI
On Road	
55	4/11/91 at NYR

### MOST SHOTS IN A REGULATION GAME

At Home	
49	4/23/90 vs. NYR
On Road	
54	4/26/10 at MTL

### MOST SHOTS ALLOWED

At Home	
65	4/24/96 vs. PIT
On Road	
60	6/11/98 at DET

### MOST SHOTS ALLOWED IN A REGULATION GAME

At Home	
45	4/19/12 vs. BOS
On Road	
43	5/8/15 at NYR
	4/12/03 at TB

### MOST PENALTY MINUTES

At Home	
80	4/20/88 vs. NJ
On Road	
123	4/22/88 at NJ

### MOST PENALTY MINUTES, OPPONENT

At Home	
82	4/20/88 vs. NJ
On Road	
80	4/22/88 at NJ

### FEWEST GOALS

At Home	
0	Eight times; most recent
	4/22/16 vs. PHI
On Road	
0	Six times; most recent
	5/12/13 at NYR

### FEWEST GOALS ALLOWED

At Home	
0	10 times; most recent
	5/21/18 vs. TB
On Road	
0	nine times; most recent
	5/23/18 at TB

### FEWEST POWER-PLAY ATTEMPTS

0	Five times; most recent
	5/19/18 at TB

### FEWEST POWER-PLAY ATTEMPTS, OPPONENT

1	14 times; most recent
	5/28/18 at VGK

### FEWEST SHOTS

At Home	
14	5/9/90 vs. BOS
On Road	
11	5/13/98 at OTT

### FEWEST SHOTS ALLOWED

At Home	
10	4/9/90 vs. NJ
On Road	
14	4/28/12 at NYR

### FEWEST PENALTY MINUTES

At Home	
2	Six times; most recent
	4/13/17 vs. TOR
On Road	
2	Two times; most recent
	5/19/18 at TB

### FEWEST PENALTY MINUTES, OPPONENT

At Home	
0	5/19/18 vs. TB
	4/27/15 vs. NYI
	5/13/09 vs. PIT
On Road	
2	Six times; most recent
	4/26/18 at PIT

## TEAM – PERIOD

### MOST GOALS

At Home	
4	Three times; most recent
	5/5/18 vs. PIT
On Road	
4	Six times; most recent
	4/19/17 at TOR

### MOST GOALS ALLOWED

At Home	
4	4/11/89 vs. PHI
On Road	
5	4/22/88 at NJ

### MOST POWER-PLAY GOALS

4	4/18/16 at PHI
3	4/14/88 vs. PHI

### MOST POWER-PLAY GOALS ALLOWED

3	4/23/92 vs. PIT
---	-----------------

### MOST POWER-PLAY ATTEMPTS

7	4/28/88 vs. NJ
---	----------------

### MOST POWER-PLAY ATTEMPTS, OPPONENT

6	4/7/91 vs. NYR
---	----------------

### MOST SHOTS

At Home	
21	4/15/18 vs. CBJ
On Road	
22	4/26/10 at MTL

### MOST SHOTS ALLOWED

At Home	
19	4/24/96 vs. PIT
On Road	
21	4/21/10 at MTL
	4/21/08 at PHI

### FEWEST SHOTS

At Home	
0	5/7/94 vs. NYR

On Road	
2	Twice; most recent
	4/12/12 at BOS

### FEWEST SHOTS ALLOWED

At Home	
1	4/28/09 vs. NYR
	4/21/01 vs. PIT
	4/22/96 vs. PIT
On Road	
1	4/19/94 at PIT

### MOST PENALTY MINUTES

At Home	
51	4/7/84 vs. NYI

On Road	
77	4/22/88 at NJ

### MOST PENALTY MINUTES, OPPONENT

At Home	
63	4/7/84 vs. NYI
On Road	
60	4/22/88 at NJ

## FASTEST GOALS

### FASTEST GOAL, START OF A GAME

0:15	Mike Gartner,
	4/8/87 in a 4-3 win vs. NYI

### FASTEST GOAL AGAINST, START OF A GAME

0:14	Kirk Muller,
	4/30/88 in a 3-2 loss vs. NJ

### FASTEST GOAL, START OF A PERIOD

0:15	Mike Gartner, 1st period
	4/8/97 in a 4-3 win vs. NJ

### FASTEST GOAL AGAINST, START OF A PERIOD

0:12	Sidney Crosby, 2nd period
	4/27/17 in a 3-2 loss vs. PIT

### FASTEST TWO GOALS, BOTH TEAMS

0:09	Bryan Trottier (NYI) and Scott
	Stevens (WSH), 4/10/86 in a
	5-2 win vs. NYI

### FASTEST TWO GOALS, CAPITALS PLAYER

0:16	Larry Murphy,
	4/10/85 in a 4-3 win vs. NYI

### FASTEST TWO GOALS, OPPOSING PLAYER

0:11	Petr Nedved,
	4/17/96 in a 6-4 win at PIT

### FASTEST TWO GOALS, TWO CAPITALS PLAYERS

0:32	Craig Laughlin and Dave
	Christian, 4/5/84 in a 6-2 win
	vs. PHI

### FASTEST TWO GOALS, OPPOSING PLAYERS

0:07	Marian Gaborik and Brandon
	Dubinsky, 4/20/11 in a 4-3 win at NYR

### FASTEST THREE GOALS, BOTH TEAMS

1:14	Dave Christian (WSH), Scott
	Stevens (WSH) and Pierre
	Larouche (NYR), 4/25/86
	in a 4-2 loss vs. NYR

### FASTEST THREE GOALS, CAPITALS TEAM

2:09	Mike Gartner and Larry
	Murphy (2), 4/10/85 in a 4-3 win
	vs. NYI

### FASTEST FOUR GOALS, BOTH TEAMS

2:33	Danny Briere (PHI), Eric Fehr
	(WSH), Scott Hartnell (PHI) and
	Sami Kapanen (PHI), 4/15/08 in
	a 6-3 loss at PHI

## INDIVIDUAL – SEASON

### MOST GAMES PLAYED

24	12 players, 2018
----	------------------



# Playoff Record Book

## MOST POINTS

32	Evgeny Kuznetsov, 2018
27	Alex Ovechkin, 2018
23	Nicklas Backstrom, 2018

## MOST GOALS

15	Alex Ovechkin, 2018
14	John Druce, 1990
12	Evgeny Kuznetsov, 2018

## MOST ASSISTS

20	Evgeny Kuznetsov, 2018
18	Nicklas Backstrom, 2018
15	John Carlson, 2018

## MOST PENALTY MINUTES

98	Dale Hunter, 1988
92	Neil Sheehy, 1990
61	Dale Hunter, 1990

## MOST POWER-PLAY GOALS

8	John Druce, 1990
---	------------------

## MOST SHORTHANDED GOALS

2	Bob Gould, 1988
---	-----------------

## MOST GAME-WINNING GOALS

5	Joe Juneau, 1998
	John Druce, 1990

## BEST PLUS/MINUS RATING

+17	Brooks Orpik, 2018
+12	Evgeny Kuznetsov, 2018
+11	Tom Wilson, 2018
	John Carlson, 2018

## MOST CONSECUTIVE GAMES WITH A POINT

11	Evgeny Kuznetsov, 5/3/18 to 5/28/18 vs. PIT, TB, VGK
9	Nicklas Backstrom, 4/24/09 to 5/11/09 vs. NYR, PIT

## MOST CONSECUTIVE GAMES WITH A GOAL

7	John Druce, 4/15/90 to 5/3/90 vs. NJ, NYR, BOS
---	--

## MOST CONSECUTIVE GAMES WITH AN ASSIST

6	Mike Ridley, 4/21/92 to 5/1/92 vs. PIT
	Scott Stevens, 4/14/87 to 4/9/88 vs. NYI, PHI

## GOALTENDER – SEASON

### MOST GAMES PLAYED

23	Braden Holtby, 2018
21	Olie Kolzig, 1998
14	Braden Holtby, 2012

### MOST MINUTES

1,386	Braden Holtby, 2018
1,351	Olie Kolzig, 1998
922	Braden Holtby, 2012

## MOST WINS

16	Braden Holtby, 2018
12	Olie Kolzig, 1998
7	Braden Holtby, 2017
	Braden Holtby, 2012
	Semyon Varlamov, 2009
	Pete Peeters, 1988

## MOST SHUTOUTS

4	Olie Kolzig, 1998
2	Braden Holtby, 2018
	Braden Holtby, 2016
	Semyon Varlamov, 2009

## LOWEST GAA (minimum 60 minutes)

1.71	Braden Holtby, 2015
1.72	Braden Holtby, 2016
1.75	Bob Mason, 1987

## HIGHEST SAVE PERCENTAGE

.944	Braden Holtby, 2015
.942	Braden Holtby, 2016
.941	Olie Kolzig, 1998

## MOST SHOTS AGAINST

740	Olie Kolzig, 1998
639	Braden Holtby, 2018
459	Braden Holtby, 2012

## MOST SAVES MADE

696	Olie Kolzig, 1998
589	Braden Holtby, 2018
429	Braden Holtby, 2012

## MOST CONSECUTIVE STARTS, GOALTENDER

38	Olie Kolzig, 4/22/98 to 4/20/03
----	---------------------------------

## MOST CONSECUTIVE GAMES PLAYED, GOALTENDER

41	Olie Kolzig, 4/24/96 to 4/20/03
----	---------------------------------

## MOST CONSECUTIVE WINS, GOALTENDER

5	Semyon Varlamov, 4/24/09 to 5/4/09 vs. NYR, PIT
---	---

## MOST CONSECUTIVE SHUTOUT MINUTES

168:42	Olie Kolzig, 5/11/98 to 5/23/98
--------	---------------------------------

## INDIVIDUAL – SERIES

### MOST POINTS

14	Alex Ovechkin, 2009 vs. PIT
11	Dino Ciccarelli, 1990 vs. NJ
	John Druce, 1990 vs. NYR
	Mike Ridley, 1992 vs. PIT

### MOST GOALS

9	John Druce, 1990 vs. NYR
---	--------------------------

### MOST ASSISTS

11	Mike Ridley, 1992 vs. PIT
----	---------------------------

### MOST PENALTY MINUTES

58	Neil Sheehy, 1990 vs. NYR
----	---------------------------

### MOST POWER-PLAY GOALS

5	John Druce, 1990 vs. NYR
---	--------------------------

### MOST SHORTHANDED GOALS

2	Bob Gould, 1988 vs. PHI
---	-------------------------

## MOST GAME-WINNING GOALS

2	Several times; most recent
	Jakub Vrana, 2018 vs. PIT

## INDIVIDUAL – GAME

### MOST POINTS

5	Alan Haworth, 4/19/86 vs. NYR
---	-------------------------------

### MOST GOALS

4	Dino Ciccarelli, 4/25/92 at PIT
---	---------------------------------

### MOST ASSISTS

4	Evgeny Kuznetsov, 6/4/18 vs. VGK
	Andrei Nikolishin, 5/28/98 at BUF
	Scott Stevens, 4/28/88 at NJ

### MOST POWER-PLAY GOALS

2	Nine times; most recent
	Alex Ovechkin, 4/15/18 vs. CBJ

### MOST PENALTY MINUTES

32	Dale Hunter, 4/22/88 at NJ
----	----------------------------

### MOST POINTS, OPPONENT

8	Patrik Sundstrom, 4/22/88 at NJ
---	---------------------------------

### MOST GOALS, OPPONENT

4	Mark Johnson, 4/22/88 at NJ
	Ray Ferraro, 4/26/93 vs. NYI

### MOST ASSISTS, OPPONENT

5	Patrik Sundstrom, 4/22/88 at NJ
---	---------------------------------

### MOST POWER-PLAY GOALS, OPPONENT

3	Mark Johnson, 4/22/88 at NJ
---	-----------------------------

### MOST PENALTY MINUTES, OPPONENT

37	Jim Korn, 4/28/88 at NJ
----	-------------------------

## GOALTENDER – GAME

### MOST SAVES

62	Olie Kolzig, 4/24/96 in a 3-2 loss vs. PIT
----	--

### MOST SHOTS AGAINST IN A REGULATION GAME

48	Olie Kolzig, 6/11/98 at DET
----	-----------------------------

### MOST SHOTS AGAINST IN AN OVERTIME GAME

65	Olie Kolzig, 4/24/96 vs. PIT
----	------------------------------

## INDIVIDUAL – PERIOD

### MOST POINTS

3	Several times; most recent
	Jaromir Jagr, 4/12/03 at TB

### MOST GOALS

3	Dino Ciccarelli, 4/25/92 at PIT
---	---------------------------------

### MOST ASSISTS

3	Several times; most recent
	Joe Juneau, 4/19/96 at PIT

### MOST PENALTY MINUTES

24	Dale Hunter, 4/22/88 at NJ
----	----------------------------

## MOST POINTS, OPPONENT

4	Mario Lemieux, 4/23/92 at PIT
---	-------------------------------

## MOST GOALS, OPPONENT

3	Ray Ferraro, 4/26/93 vs. NYI
---	------------------------------

## MOST ASSISTS, OPPONENT

3	Ron Francis, 5/8/95 at PIT
	Brian Leetch, 5/9/94 at NYR
	Paul Coffey, 4/19/91 at PIT

## MOST PENALTY MINUTES, OPPONENT

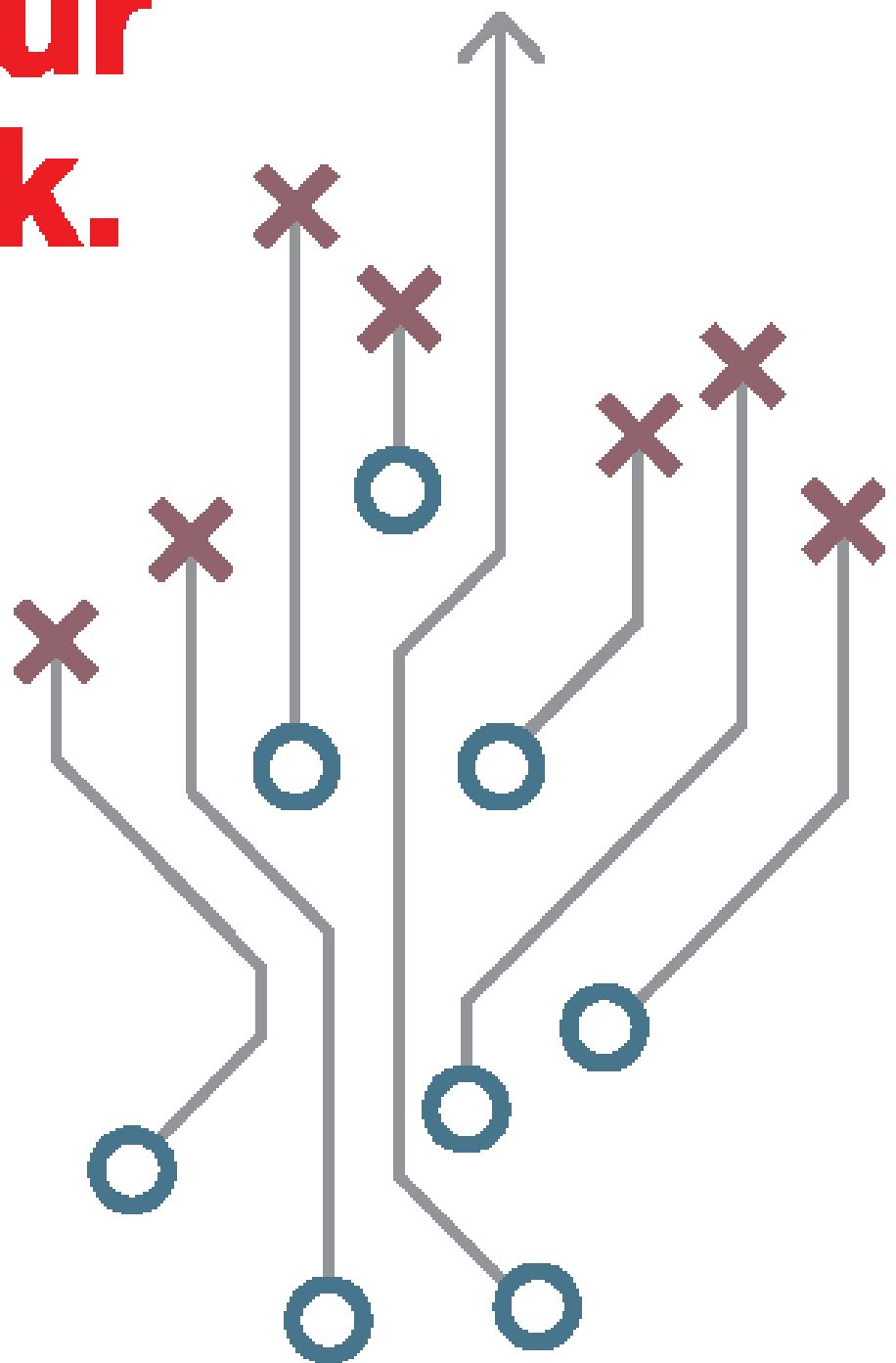
27	Jim Korn, 4/28/88 at NJ
	Greg Smyth, 4/14/88 at PHI

# A winning game plan starts with your network.

Trust your enterprise  
network to the experts.

[VerizonEnterprise.com](http://VerizonEnterprise.com)

**verizon**✓







# OPPONENTS



**ALL CAPS**

# Anaheim Ducks

## CLUB INFORMATION

**Founded** ..... 1993-94  
**Home Arena** ..... Honda Center (17,174)  
**Stanley Cups** ..... 2007  
**Chief Executive Officer** ..... Michael Schulman  
**Executive Vice President/General Manager** ..... Bob Murray  
**Head Coach** ..... Randy Carlyle  
**Asst. Coaches** ..... Marty Wilford, Mark Morrison, Rich Preston  
**Director of Media & Communications** ..... Alex Gilchrist  
 2017-18 Record ..... 44-25-13 (101 points)  
 2017-18 Finish ..... 2nd, Pacific Division  
 2017-18 Playoffs ..... W. Conf Quarterfinals (def. by SJS 4-0)

Honda Center  
 2695 E. Katella Ave.  
 Anaheim, CA 92806  
 714.940.2900  
 Fax: 714.940.2953  
 @AnaheimDucks



## 2018-19 MEETINGS

Dec. 2 at Washington  
 Feb. 17 at Anaheim

## ALL-TIME SERIES HISTORY

TOTALS									HOME								AWAY							
YEAR	GP	W	L	T	OT	PTS	GF	GA	GP	W	L	T	OT	PTS	GF	GA	GP	W	L	T	OT	PTS	GF	GA
93-94	2	2	0	0	-	4	8	2	1	1	0	0	-	2	3	0	1	1	0	0	-	2	5	2
94-95	Teams did not meet in 1994-95																							
95-96	2	0	1	1	-	1	3	4	1	0	1	0	-	0	1	2	1	0	0	1	-	1	2	2
96-97	2	0	2	0	-	0	5	9	1	0	1	0	-	0	1	4	1	0	1	0	-	0	4	5
97-98	2	1	1	0	-	2	7	8	1	1	0	0	-	2	3	2	1	0	1	0	-	0	4	6
98-99	2	1	1	0	-	2	1	1	1	1	0	0	-	2	1	0	1	0	1	0	-	0	0	1
99-00	2	0	2	0	0	0	3	12	1	0	1	0	0	0	1	7	1	0	1	0	0	0	2	5
00-01	2	1	1	0	0	2	4	5	1	0	1	0	0	0	0	2	1	1	0	0	0	2	4	3
01-02	2	1	1	0	0	2	5	3	1	1	0	0	0	2	4	1	1	0	1	0	0	0	1	2
02-03	1	0	1	0	0	0	0	3	0	0	0	0	0	0	0	0	1	0	1	0	0	0	0	3
03-04	1	0	1	0	0	0	2	4	1	0	1	0	0	0	2	4	0	0	0	0	0	0	0	0
05-06	1	1	0	-	0	2	3	2	0	0	0	-	0	0	0	0	1	1	0	-	0	2	3	2
06-07	1	0	1	-	0	0	1	6	1	0	1	-	0	0	1	6	0	0	0	-	0	0	0	0
07-08	Teams did not meet in 2007-08																							
08-09	1	1	0	-	0	2	6	4	0	0	0	-	0	0	0	0	1	1	0	-	0	2	6	4
09-10	1	1	0	-	0	2	5	1	1	1	0	-	0	2	5	1	0	0	0	-	0	0	0	0
10-11	2	1	0	-	1	3	8	8	1	0	0	-	1	1	1	2	1	1	0	-	0	2	7	6
11-12	1	1	0	-	0	2	5	4	1	1	0	-	0	2	5	4	0	0	0	-	0	0	0	0
12-13	Teams did not meet in 2012-13																							
13-14	2	1	1	-	0	2	5	5	1	0	1	-	0	0	2	3	1	1	0	-	0	2	3	2
14-15	2	2	0	-	0	4	7	5	1	1	0	-	0	2	2	2	1	1	0	-	0	2	5	3
15-16	2	1	1	-	0	2	1	3	1	0	1	-	0	0	0	2	1	1	0	-	0	2	1	1
16-17	2	1	1	-	0	2	8	9	1	1	0	-	0	2	6	4	1	0	1	-	0	0	2	5
17-18	2	1	1	-	0	2	3	6	1	1	0	-	0	2	3	2	1	0	1	-	0	0	0	4
Totals	35	17	16	1	1	36	90	104	18	9	8	0	1	19	31	48	17	8	8	1	0	17	49	56

## SERIES INFORMATION

All-Time Series (W-L-T-OT)

Current Streak

Last Washington Win

Last Anaheim Win

Last Tie

Last Overtime Game

Overtime Record

Last 10 Games (W-L-T-OT)

Longest Unbeaten Streak

Longest Winning Streak

Longest Winless Streak

Longest Losing Streak

Washington Shutouts (Last)

Anaheim Shutouts (Last)

Last Washington Hat Trick

Last Anaheim Hat Trick

Most Washington Goals

Most Anaheim Goals

### Overall

WSH leads, 17-16-1-1

1 ANA win (3/6/18)

12/16/17 (3-2)

3/6/18 (0-4)

11/29/95 (2-2)

12/16/17 (W, 3-2 OT)

5-1-1

6-4-0

4 (3/18/14-3/7/16)

4 (3/18/14-3/7/16)

5 (11/29/95-2/28/97)

4 (12/13/96-2/28/97)

2 (10/10/98)

5 (3/6/18)

A. Semin (2/16/11)

None

7 (2/16/11)

7 (10/19/99)

### at Washington

Series tied, 9-8-0-1

2 WSH wins (2/11/17-12/16/17)

12/16/17 (3-2)

4/10/16 (0-2)

None

12/16/17 (W, 3-2 OT)

3-1-0

5-4-1

2 (two times)

2 (two times)

2 (three times)

2 (three times)

2 (10/10/98)

2 (4/10/16)

None

None

6 (2/11/17)

7 (10/19/99)

### at Anaheim

Series tied, 8-8-1-0

2 ANA wins (3/12/17-3/6/2018)

3/7/16 (2-1 SO)

3/6/18 (0-4)

11/29/95 (2-2)

3/7/16 (W, 2-1 SO)

2-0-1

6-4-0

6 (1/13/06-3/7/16)

6 (1/13/06-3/7/16)

5 (11/29/95-10/28/99)

4 (12/13/96-10/28/99)

None

3 (3/6/18)

A. Semin (2/16/11)

None

7 (11/19/08)

6 (two times)



# Anaheim Ducks

## 2017-18 WASHINGTON CAPITALS VS. ANAHEIM DUCKS

CAPITALS TIED SEASON SERIES, 1-1-0 • ANAHEIM 1-1-0

ANAHEIM	DUCKS	CAPITALS	ATTEND	GOALTENDERS	W. GOAL
MARCH 6, 2018	4	0	15,910	JOHN GIBSON / PHILIPP GRUBAUER & BRADEN HOLTBY	NICK RITCHIE (EN)

WASHINGTON	DUCKS	CAPITALS	ATTEND	GOALTENDERS	W. GOAL
DEC. 16, 2017	2	3	18,506	BRADEN HOLTBY/ JOHN GIBSON	ALEX OVECHKIN (OT)

CAPITALS	GP	G	A	P	+/-	PIM	PP	SH	GW	EN	S	%	DUCKS	GP	G	A	P	+/-	PIM	PP	SH	GW	EN	S	%
ALEX OVECHKIN	2	1	1	2	0	0	0	0	1	0	6	16.7	SAMI VATANEN	2	0	4	4	2	2	0	0	0	0	3	0.0
NICKLAS BACKSTROM	2	1	0	1	0	0	0	0	0	0	8	12.5	RYAN GETZLAF	2	0	3	3	0	2	0	0	0	0	2	0.0
EVGENY KUZNETSOV	2	1	0	1	0	0	0	0	0	0	4	25.0	JOSH MANSON	2	0	3	3	1	0	0	0	0	0	3	0.0
JAKUB VRANA	2	0	1	1	0	0	0	0	0	0	4	0.0	LOGAN SHAW	3	0	3	3	2	2	0	0	0	0	2	0.0
TOM WILSON	2	0	1	1	1	9	0	0	0	0	7	0.0	ADAM HENRIQUE	3	1	1	2	-1	0	1	0	1	0	2	50.0
JOHN CARLSON	2	0	1	1	-1	0	0	0	0	0	3	0.0	JAKOB SILFVERBERG	2	1	1	2	0	0	1	0	0	0	4	25.0
MATT NISKANEN	2	0	0	0	1	0	0	0	0	0	1	0.0	RICKARD RAKELL	2	1	1	2	-1	0	0	0	0	0	8	12.5
MICHAL KEMPNY	2	0	0	0	-2	0	0	0	0	0	4	0.0	NICK RITCHIE	1	1	0	1	1	2	0	0	0	1	2	50.0
DMITRY ORLOV	2	0	0	0	1	0	0	0	0	0	2	0.0	DEREK GRANT	2	1	0	1	1	0	0	0	0	0	3	33.3
BRETT CONNOLLY	2	0	0	0	-1	0	0	0	0	0	1	0.0	HAMPUS LINDHOLM	2	1	0	1	1	0	0	0	0	0	4	25.0
CHANDLER STEPHENSON	2	0	0	0	-1	0	0	0	0	0	0	0.0	KEVIN BIEKSA	2	0	1	1	0	7	0	0	0	0	0	0.0
LARS ELLER	2	0	0	0	0	0	0	0	0	0	4	0.0	CAM FOWLER	2	0	1	1	1	0	0	0	0	0	4	0.0
MADISON BOWEY	1	0	0	0	0	0	0	0	0	0	0	0.0	JASON CHIMERA	3	0	1	1	0	2	0	0	0	0	1	0.0
DEVANTE SMITH-PELLY	2	0	0	0	-2	0	0	0	0	0	1	0.0	KORBINIAN HOLZER	0	0	0	0	0	0	0	0	0	0	0	0.0
CHRISTIAN DJOOS	2	0	0	0	-1	0	0	0	0	0	4	0.0	ANDREW COGLIANO	2	0	0	0	0	0	0	0	0	0	3	0.0
ALEX CHIASOON	1	0	0	0	0	0	0	0	0	0	2	0.0	COREY PERRY	1	0	0	0	1	2	0	0	0	0	2	0.0
TAYLOR CHORNEY	0	0	0	0	0	0	0	0	0	0	0	0.0	RYAN KESLER	1	0	0	0	1	0	0	0	0	0	1	0.0
BROOKS ORPIK	2	0	0	0	-1	0	0	0	0	0	3	0.0	CHRIS WAGNER	1	0	0	0	0	0	0	0	0	0	1	0.0
ANDRE BURAKOVSKY	2	0	0	0	-1	2	0	0	0	0	5	0.0	CHRIS KELLY	1	0	0	0	0	0	0	0	0	0	0	0.0
T.J. OSHIE	1	0	0	0	-1	0	0	0	0	0	2	0.0	DENNIS RASMUSSEN	1	0	0	0	1	0	0	0	0	0	0	0.0
JAY BEAGLE	2	0	0	0	-1	0	0	0	0	0	4	0.0	FRANCOIS BEAUCHEMIN	1	0	0	0	0	0	0	0	0	0	2	0.0
													ONDREJ KASE	2	0	0	0	1	0	0	0	0	0	2	0.0
													BRANDON MONTOUR	2	0	0	0	0	0	0	0	0	0	1	0.0
													JARED BOLL	0	0	0	0	0	0	0	0	0	0	0	0.0
													ANTOINE VERMETTE	1	0	0	0	0	0	0	0	0	0	1	0.0
													KEVIN ROY	1	0	0	0	-1	0	0	0	0	0	1	0.0
													MARCUS PETTERSSON	1	0	0	0	0	0	0	0	0	0	1	0.0
													J.T. BROWN	0	0	0	0	0	0	0	0	0	0	0	0.0
													ANDY WELINSKI	0	0	0	0	0	0	0	0	0	0	0	0.0

GOALTENDER	GP	MIN	GA	GAA	SO	W	L	OT	SA	SV%	GOALTENDER	GP	MIN	GA	GAA	SO	W	L	OT	SA	SV%
BRADEN HOLTBY	2	88	5	3.43	0	1	1	0	39	.872	JOHN GIBSON	2	122	3	1.48	1	1	0	1	63	.952
PHILIPP GRUBAUER	1	33	0	.00	0	0	0	0	8	1.000											

POWER PLAY: 0 - 3 (0%)

PENALTY KILLING: 0 - 2 (0%)

POWER PLAY: 2 - 2 (100%)

PENALTY KILLING: 3 - 3 (100%)

# Arizona Coyotes

## CLUB INFORMATION

**Founded**..... 1972-73 (WHA), 1979-80 (Winnipeg), 1996-97 (Arizona)  
**Home Arena**..... Gila River Arena (18,300)  
**Stanley Cups**..... None  
**General Manager**..... John Chayka  
**Head Coach**..... Rick Tocchet  
**Assistant Coaches**..... John MacLean, Scott Allen  
**Executive Vice President, Communications & Broadcasting**..... Rich Nairn  
 2017-18 Record ..... 29-41-12 (70 points)  
 2017-18 Finish ..... 8th, Pacific Division  
 2017-18 Playoffs..... DNQ

Gila River Arena  
 9400 W. Maryland Ave.  
 Glendale, AZ 85305  
 623.772.3200  
 Fax: 623.872.2000  
 @ArizonaCoyotes



## 2018-19 MEETINGS

Nov. 11 at Washington  
 Dec. 6 at Arizona

## ALL-TIME SERIES HISTORY

YEAR	TOTALS									HOME									AWAY								
	GP	W	L	T	OT	PTS	GF	GA		GP	W	L	T	OT	PTS	GF	GA		GP	W	L	T	OT	PTS	GF	GA	
79-80	4	3	0	1	-	7	18	11		2	2	0	0	-	4	11	7		2	1	0	1	-	3	7	4	
80-81	4	3	0	1	-	7	17	11		2	2	0	0	-	4	8	4		2	1	0	1	-	3	9	7	
81-82	3	2	1	0	-	4	13	9		1	1	0	0	-	2	7	3		2	1	1	0	-	2	6	6	
82-83	3	1	0	2	-	4	12	7		2	1	0	1	-	3	9	4		1	0	0	1	-	1	3	3	
83-84	3	2	1	0	-	4	18	10		1	1	0	0	-	2	8	3		2	1	1	0	-	2	10	7	
84-85	3	1	2	0	-	2	14	14		2	1	1	0	-	2	11	9		1	0	1	0	-	0	3	5	
85-86	3	1	1	1	-	3	16	17		1	1	0	0	-	2	5	3		2	0	1	1	-	1	11	14	
86-87	3	1	1	1	-	3	11	10		2	1	1	0	-	2	8	7		1	0	0	1	-	1	3	3	
87-88	3	1	2	0	-	2	10	6		1	0	1	0	-	0	2	3		2	1	1	0	-	2	8	3	
88-89	3	2	1	0	-	4	14	9		2	2	0	0	-	4	12	6		1	0	1	0	-	0	2	3	
89-90	3	0	3	0	-	0	8	16		1	0	1	0	-	0	3	4		2	0	2	0	-	0	5	12	
90-91	3	2	1	0	-	4	7	6		2	1	1	0	-	2	5	5		1	1	0	0	-	2	2	1	
91-92	3	0	2	1	-	1	11	13		1	0	0	1	-	1	3	3		2	0	2	0	-	0	8	10	
92-93	2	1	1	0	-	2	10	12		1	1	0	0	-	2	8	6		1	0	1	0	-	0	2	6	
93-94	2	1	1	0	-	2	8	9		1	1	0	0	-	2	4	3		1	0	1	0	-	0	4	6	
94-95										Teams did not meet in 1994-95																	
95-96	2	1	0	1	-	3	7	2		1	0	0	1	-	1	1	1		1	1	0	0	-	2	6	1	
96-97	2	1	1	0	-	2	6	4		1	1	0	0	-	2	3	0		1	0	1	0	-	0	3	4	
97-98	2	1	0	1	-	3	5	4		1	1	0	0	-	2	2	1		1	0	0	1	-	1	3	3	
98-99	2	0	2	0	-	0	3	6		1	0	1	0	-	0	1	2		1	0	1	0	-	0	2	4	
99-00	2	1	0	1	0	3	5	4		1	1	0	0	0	2	3	2		1	0	0	1	0	1	2	2	
00-01	1	0	0	1	0	1	2	2		1	0	0	1	0	1	2	2		0	0	0	0	0	0	0	0	
01-02	2	0	1	1	0	1	4	7		1	0	0	1	0	1	2	2		1	0	1	0	0	0	2	5	
02-03	2	1	0	0	1	3	5	5		1	0	0	0	1	1	1	2		1	1	0	0	0	2	4	3	
03-04	1	0	1	0	0	0	0	3		1	0	1	0	0	0	0	3		0	0	0	0	0	0	0	0	
05-06	1	1	0	-	0	2	6	1		0	0	0	-	0	0	0	0		1	1	0	-	0	2	6	1	
06-07	1	0	1	-	0	0	2	3		1	0	1	-	0	0	2	3		0	0	0	-	0	0	0	0	
07-08										Teams did not meet in 2007-08																	
08-09	1	0	1	-	0	0	1	2		0	0	0	-	0	0	0	0		1	0	1	-	0	0	1	2	
09-10	1	1	0	-	0	2	4	2		1	1	0	-	0	2	4	2		0	0	0	-	0	0	0	0	
10-11	1	0	1	-	0	0	2	3		0	0	0	-	0	0	0	0		1	0	1	-	0	0	2	3	
11-12	1	1	0	-	0	2	4	3		1	1	0	-	0	2	4	3		0	0	0	-	0	0	0	0	
12-13										Teams did not meet in 2012-13																	
13-14	2	1	0	-	1	3	6	5		1	1	0	-	0	2	3	2		1	0	0	-	1	1	3	3	
14-15	2	1	1	-	0	2	7	7		1	0	1	-	0	0	5	6		1	1	0	-	0	2	2	1	
15-16	2	1	1	-	0	2	3	5		1	1	0	-	0	2	3	2		1	0	1	-	0	0	0	3	
16-17	2	1	1	-	0	2	7	7		1	1	0	-	0	2	4	1		1	0	1	-	0	0	3	6	
17-18	2	1	0	-	1	3	5	5		1	1	0	-	0	2	3	2		1	0	0	-	1	1	2	3	
<b>Totals</b>	<b>77</b>	<b>34</b>	<b>28</b>	<b>12</b>	<b>3</b>	<b>83</b>	<b>271</b>	<b>240</b>		<b>39</b>	<b>24</b>	<b>9</b>	<b>5</b>	<b>1</b>	<b>54</b>	<b>147</b>	<b>106</b>		<b>38</b>	<b>10</b>	<b>19</b>	<b>7</b>	<b>2</b>	<b>29</b>	<b>123</b>	<b>134</b>	

## SERIES INFORMATION

	Overall	at Washington	at Arizona
All-Time Series (W-L-T-OT)	WSH leads, 34-28-12-3	WSH leads, 24-9-5-1	WSH trails, 10-19-7-2
Current Streak	1 ARI win (12/22/17)	3 WSH wins (2/22/16-11/6/17)	2 ARI win (12/22/17)
Last Washington Win	11/6/17 (3-2 OT)	11/6/17 (3-2 OT)	11/18/14 (2-1 OT)
Last Arizona Win	12/22/17 (2-3 OT)	11/2/14 (5-6)	12/22/17 (2-3 OT)
Last Tie	11/2/01 (2-2)	11/2/01 (2-2)	10/23/99 (2-2)
Last Overtime Game	12/22/17 (L, 2-3)	11/6/17 (W, 3-2)	12/22/17 (L, 2-3)
Overtime Record	3-4-9	2-1-4	1-3-5
Last 10 Games (W-L-T-OT)	5-3-2	6-1-1-1	3-5-2
Longest Unbeaten Streak	9 (11/2/79-12/4/81)	8 (11/7/79-1/17/84)	4 (11/2/79-12/31/80)
Longest Winning Streak	4 (11/7/79-10/10/80)	5 (11/7/79-12/4/81)	2 (12/13/02-1/16/06)
Longest Winless Streak	4 (10/27/91-10/26/92)	5 (11/14/00-1/1/07)	6 (2/19/84-10/30/87)
Longest Losing Streak	3 (10/25/89-1/23/90)	3 (1/1/03-1/1/07)	4 (10/27/91-10/6/93)
Washington Shutouts (Last)	2 (1/3/97)	1 (1/3/97)	1 (2/19/88)
Arizona Shutouts (Last)	3 (4/2/16)	1 (1/7/04)	2 (4/2/16)
Last Washington Hat Trick	S. Konowalchuk (12/10/95)	D. Maruk (12/4/81)	S. Konowalchuk (12/10/95)
Last Arizona Hat Trick	D. Langkow (10/13/01)	T. Selanne (12/11/92)	D. Langkow (10/13/01)
Most Washington Goals	8 (two times)	8 (two times)	7 (two times)
Most Arizona Goals	7 (three times)	7 (12/7/84)	7 (two times)





# Arizona Coyotes

## 2017-18 WASHINGTON CAPITALS VS. ARIZONA COYOTES

CAPITALS TIED SEASON SERIES, 1-0-1 • ARIZONA 1-0-1

ARIZONA	COYOTES	CAPITALS	ATTEND	GOALTENDERS	W. GOAL
DEC. 22, 2017	3	2	10,904	SCOTT WEDGEWOOD / PHILIPP GRUBAUER	CLAYTON KELLER (OT)
WASHINGTON	COYOTES	CAPITALS	ATTEND	GOALTENDERS	W. GOAL
NOV. 6, 2017	2	3	18,506	BRADEN HOLTBY / SCOTT WEDGEWOOD	JOHN CARLSON (OT)

CAPITALS	GP	G	A	P	+/-	PIM	PP	SH	GW	EN	S	%	COYOTES	GP	G	A	P	+/-	PIM	PP	SH	GW	EN	S	%
EVGENY KUZNETSOV	2	1	3	4	2	2	0	0	0	0	5	20.0	CLAYTON KELLER	2	2	1	3	2	2	0	0	1	0	8	25.0
JOHN CARLSON	2	1	2	3	1	0	0	0	1	0	6	16.7	CHRISTIAN FISCHER	2	2	0	2	1	0	0	0	0	0	3	66.7
T.J. OSHIE	2	1	1	2	1	2	0	0	0	0	4	25.0	CHRISTIAN DVORAK	2	1	1	2	-2	4	1	0	0	0	2	50.0
DEVANTE SMITH-PELLY	1	1	0	1	1	2	0	0	0	0	4	25.0	ALEX GOLIGOSKI	2	0	2	2	1	2	0	0	0	0	2	0.0
ALEX OVECHKIN	2	1	0	1	2	0	1	0	0	0	8	12.5	MAX DOMI	2	0	1	1	1	2	0	0	0	0	4	0.0
JAKUB VRANA	2	0	1	1	0	0	0	0	0	0	4	0.0	JASON DEMERS	2	0	1	1	1	0	0	0	0	0	1	0.0
CHRISTIAN DJOOS	2	0	1	1	1	0	0	0	0	0	5	0.0	OLIVER EKMAN-LARSSON	2	0	1	1	-1	0	0	0	0	0	2	0.0
LARS ELLER	2	0	1	1	-2	0	0	0	0	0	1	0.0	JAKOB CHYCHRUN	1	0	1	1	-2	0	1	0	0	0	0	0.0
DMITRY ORLOV	2	0	0	0	0	0	0	0	0	0	6	0.0	DAKOTA MERMIS	1	0	0	0	0	0	0	0	0	0	1	0.0
BRETT CONNOLLY	1	0	0	0	0	0	0	0	0	0	0	0.0	ZAC RINALDO	2	0	0	0	-1	0	0	0	0	0	3	0.0
TOM WILSON	2	0	0	0	-2	5	0	0	0	0	1	0.0	NICK COUSINS	2	0	0	0	0	0	0	0	0	0	4	0.0
BROOKS ORPIK	2	0	0	0	-1	0	0	0	0	0	1	0.0	KEVIN CONNAUTON	2	0	0	0	0	0	0	0	0	0	0	0.0
MADISON BOWEY	1	0	0	0	-1	0	0	0	0	0	1	0.0	BRAD RICHARDSON	2	0	0	0	1	0	0	0	0	0	1	0.0
LIAM O'BRIEN	1	0	0	0	0	0	0	0	0	0	0	0.0	TOBIAS RIEDER	2	0	0	0	1	0	0	0	0	0	4	0.0
CHANDLER STEPHENSON	2	0	0	0	-1	0	0	0	0	0	0	0.0	JOSH ARCHIBALD	1	0	0	0	-1	0	0	0	0	0	3	0.0
TAYLOR CHORNEY	2	0	0	0	0	2	0	0	0	0	1	0.0	DEREK STEPAN	2	0	0	0	1	2	0	0	0	0	5	0.0
ANDRE BURAKOVSKY	1	0	0	0	0	0	0	0	0	0	1	0.0	JORDAN MARTINOOK	2	0	0	0	0	4	0	0	0	0	3	0.0
NICKLAS BACKSTROM	2	0	0	0	-1	0	0	0	0	0	4	0.0	MARIO KEMPE	1	0	0	0	0	0	0	0	0	0	2	0.0
ALEX CHIASSON	2	0	0	0	0	2	0	0	0	0	4	0.0	LUKE SCHENN	2	0	0	0	0	1	5	0	0	0	1	0.0
JAY BEAGLE	2	0	0	0	0	2	0	0	0	0	1	0.0	BRENDAN PERLINI	2	0	0	0	-2	0	0	0	0	0	4	0.0
MATT NISKANEN	1	0	0	0	0	0	0	0	0	0	0	0.0													

GOALTENDER	GP	MIN	GA	GAA	SO	W	L	OT	SA	SV%	GOALTENDER	GP	MIN	GA	GAA	SO	W	L	OT	SA	SV%
BRADEN HOLTBY	1	64	2	1.87	0	1	0	0	26	.923	SCOTT WEDGEWOOD	2	128	5	2.34	0	1	0	1	57	2.34
PHILIPP GRUBAUER	1	64	3	2.79	0	0	0	1	27	.889											

POWER PLAY: 1 - 8 (13%)

PENALTY KILLING: 4 - 5 (80%)

POWER PLAY: 1 - 5 (20%)

PENALTY KILLING: 7 - 8 (87.5%)

# Boston Bruins

## CLUB INFORMATION

**Founded**.....1924-25  
**Home Arena**.....TD Garden (17,565)  
**Stanley Cups**.....6 (most recent, 2011)  
**General Manager**.....Don Sweeney  
**Head Coach**.....Bruce Cassidy  
**Assistant Coaches**.....Joe Sacco, Jay Pandolfo, Kevin Dean  
**Vice President of Communications**.....Matthew Chmura  
 2017-18 Record.....50-20-12 (112 points)  
 2017-18 Finish.....2nd, Atlantic Division  
 2017-18 Playoffs.....E. Conf. Semi-Finals (def. by TBB 4-1)

TD Garden  
 100 Legends Way  
 Boston, MA 02114  
 617.624.2327  
 Fax: 617.523.7184  
 @NHLBruins



## 2018-19 MEETINGS

Oct. 3 at Washington  
 Jan. 10 at Boston  
 Feb. 3 t Washington

## ALL-TIME SERIES HISTORY

TOTALS										HOME										AWAY									
YEAR	GP	W	L	T	OT	PTS	GF	GA		GP	W	L	T	OT	PTS	GF	GA			GP	W	L	T	OT	PTS	GF	GA		
74-75	5	0	4	1	-	1	10	41		2	0	1	1	-	1	3	11			3	0	3	0	-	0	7	30		
75-76	5	0	4	1	-	1	14	20		3	0	2	1	-	1	9	13			2	0	2	0	-	0	5	7		
76-77	5	0	4	1	-	1	12	20		2	0	2	0	-	0	3	7			3	0	2	1	-	1	9	13		
77-78	5	0	4	1	-	1	10	25		3	0	2	1	-	1	9	15			2	0	2	0	-	0	1	10		
78-79	4	0	3	1	-	1	10	20		2	0	1	1	-	1	6	9			2	0	2	0	-	0	4	11		
79-80	4	1	2	1	-	3	13	15		2	1	1	0	-	2	8	9			2	0	1	1	-	1	5	6		
80-81	4	1	2	1	-	3	9	18		2	0	1	1	-	1	3	9			2	1	1	0	-	2	6	9		
81-82	3	0	3	0	-	0	8	16		1	0	1	0	-	0	4	7			2	0	2	0	-	0	4	9		
82-83	3	3	0	0	-	6	12	8		2	2	0	0	-	4	10	7			1	1	0	0	-	2	2	1		
83-84	3	1	2	0	-	2	5	9		1	0	1	0	-	0	1	4			2	1	1	0	-	2	4	5		
84-85	3	2	1	0	-	4	12	8		2	1	1	0	-	2	7	4			1	1	0	0	-	2	5	4		
85-86	3	2	0	1	-	5	10	6		1	1	0	0	-	2	6	3			2	1	0	1	-	3	4	3		
86-87	3	1	1	1	-	3	8	8		2	1	0	1	-	3	6	5			1	0	1	0	-	0	2	3		
87-88	3	2	1	0	-	4	10	5		1	1	0	0	-	2	4	1			2	1	1	0	-	2	6	4		
88-89	3	1	1	1	-	3	11	7		2	0	1	1	-	1	4	5			1	1	0	0	-	2	7	2		
89-90	3	1	2	0	-	2	13	13		1	0	1	0	-	0	3	5			2	1	1	0	-	2	10	8		
90-91	3	1	1	1	-	3	11	11		2	0	1	1	-	1	6	8			1	1	0	0	-	2	5	3		
91-92	3	1	1	1	-	3	12	12		2	1	1	0	-	2	7	7			1	0	0	1	-	1	5	5		
92-93	3	1	2	0	-	2	13	11		1	1	0	0	-	2	6	2			2	0	2	0	-	0	7	9		
93-94	4	0	4	0	-	0	10	23		2	0	2	0	-	0	5	9			2	0	2	0	-	0	5	14		
94-95	3	2	0	1	-	5	6	3		1	1	0	0	-	2	2	1			2	1	0	1	-	3	4	2		
95-96	4	2	2	0	-	4	11	11		2	0	2	0	-	0	5	9			2	2	0	0	-	4	6	2		
96-97	4	1	1	2	-	4	11	11		2	0	0	2	-	2	5	5			2	1	1	0	-	2	6	6		
97-98	4	1	2	1	-	3	5	7		2	1	1	0	-	2	4	4			2	0	1	1	-	1	1	3		
98-99	4	1	3	0	-	2	13	14		2	1	1	0	-	2	6	5			2	0	2	0	-	0	7	9		
99-00	4	1	1	2	0	4	7	7		2	0	1	1	0	1	2	5			2	1	0	1	0	3	5	2		
00-01	4	2	1	1	0	5	7	7		2	1	0	1	0	3	4	3			2	1	1	0	0	2	3	4		
01-02	4	2	2	0	0	4	7	12		2	2	0	0	0	4	3	1			2	0	2	0	0	0	4	11		
02-03	4	1	1	1	1	4	14	18		2	1	1	0	0	2	7	10			2	0	0	1	1	2	7	8		
03-04	4	1	2	1	0	3	12	14		2	1	1	0	0	2	7	8			2	0	1	1	0	1	5	6		
05-06	4	1	2	-	1	3	9	11		2	0	1	-	1	1	5	7			2	1	1	-	0	2	4	4		
06-07	4	0	0	-	4	4	9	10		2	0	0	-	2	2	4	4			2	0	0	-	2	2	5	6		
07-08	4	2	2	-	0	4	12	7		2	2	0	-	0	4	11	3			2	0	2	-	0	0	1	4		
08-09	4	3	0	-	1	7	11	8		2	2	0	-	0	4	5	2			2	1	0	-	1	3	6	6		
09-10	4	3	0	-	1	7	14	7		2	1	0	-	1	3	6	5			2	2	0	-	0	4	8	2		
10-11	4	1	3	-	0	2	9	13		2	1	1	-	0	2	6	6			2	0	2	-	0	0	3	7		
11-12	4	3	1	-	0	6	12	12		2	1	1	-	0	2	6	7			2	2	0	-	0	4	6	5		
12-13	3	2	1	-	0	4	8	9		2	2	0	-	0	4	7	5			1	0	1	-	0	0	1	4		
13-14	3	1	2	-	0	2	6	9		1	0	1	-	0	0	2	4			2	1	1	-	0	2	4	5		
14-15	3	3	0	-	0	6	9	0		2	2	0	-	0	4	5	0			1	1	0	-	0	2	4	0		
15-16	3	3	0	-	0	6	9	4		1	1	0	-	0	2	4	1			2	2	0	-	0	4	5	3		
16-17	3	3	0	-	0	6	12	7		2	2	0	-	0	4	9	6			1	1	0	-	0	2	3	1		
17-18	3	3	0	-	0	6	11	8		1	1	0	-	0	2	3	3			2	2	0	-	0	4	8	5		
<b>Totals</b>	<b>157</b>	<b>60</b>	<b>68</b>	<b>21</b>	<b>8</b>	<b>149</b>	<b>437</b>	<b>505</b>		<b>78</b>	<b>32</b>	<b>30</b>	<b>12</b>	<b>4</b>	<b>80</b>	<b>228</b>	<b>244</b>			<b>79</b>	<b>28</b>	<b>38</b>	<b>9</b>	<b>4</b>	<b>69</b>	<b>209</b>	<b>261</b>		

## SERIES INFORMATION

All-Time Series (W-L-T-OT)  
 Current Streak  
 Last Washington Win  
 Last Boston Win  
 Last Tie  
 Last Overtime Game  
 Overtime Record  
 Last 10 Games (W-L-OT)  
 Longest Unbeaten Streak  
 Longest Winning Streak  
 Longest Winless Streak  
 Longest Losing Streak  
 Washington Shutouts (Last)  
 Boston Shutouts (Last)  
 Last Washington Hat Trick  
 Last Boston Hat Trick  
 Most Washington Goals  
 Most Boston Goals

### Overall

WSH trails, 60-68-21-8  
 12 WSH wins (10/11/14-12/28/17)  
 12/28/17 (4-3, SO)  
 3/29/14 (2-4)  
 4/1/04 (3-3)  
 12/28/17 (W, 4-3, SO)  
 12-11-14  
 10-0-0  
 12 (10/11/14-12/28/17)  
 12 (10/11/14-12/28/17)  
 26 (11/7/74-11/15/79)  
 6 (two times)  
 8 (4/8/15)  
 8 (3/6/14)  
 M. Perreault (1/24/12)  
 C. Neely (1/2/94)  
 10 (3/3/08)  
 12 (12/14/74)

### at Washington

WSH leads, 32-30-12-4  
 6 WSH wins (3/15/15-12/28/17)  
 12/28/17 (4-3, SO)  
 3/29/14 (2-4)  
 1/20/03 (3-3)  
 12/28/17 (W, 4-3, SO)  
 7-4-7  
 8-2-0  
 6 (3/15/15-12/28/17)  
 6 (3/15/15-12/28/17)  
 13 (1/7/75-10/13/79)  
 5 (12/29/03-2/6/07)  
 3 (4/8/15)  
 3 (2/25/00)  
 M. Perreault (1/24/12)  
 R. Middleton (12/23/81)  
 10 (3/3/08)  
 8 (3/4/75)

### at Boston

WSH trails, 28-38-9-4  
 5 WSH wins (10/11/14-12/14/17)  
 12/14/17 (5-3)  
 3/6/14 (0-3)  
 4/1/04 (3-3)  
 3/5/16 (W, 2-1 OT)  
 5-7-7  
 8-2-0  
 5 (10/11/14-12/14/17)  
 5 (10/11/14-4/8/17)  
 15 (11/7/74-12/7/80)  
 6 (two times)  
 5 (10/11/14)  
 5 (3/6/14)  
 C. Clark (3/15/07)  
 C. Neely (1/2/94)  
 7 (two times)  
 12 (12/14/74)



# Boston Bruins

## 2017-18 WASHINGTON CAPITALS VS. BOSTON BRUINS

CAPITALS WON SEASON SERIES, 3-0-0 • BOSTON 0-2-1

BOSTON	BRUINS	CAPITALS	ATTEND	GOALTENDERS	W. GOAL
NOV. 4, 2017	2	3	17,565	BRADEN HOLTBY / TUUKKA RASK	TOM WILSON
DEC. 14, 2017	3	5	17,565	BRADEN HOLTBY / ANTON KHUDOBIN	ALEX OVECHKIN (EN)

WASHINGTON	BRUINS	CAPITALS	ATTEND	GOALTENDERS	W. GOAL
DEC. 28, 2017	3	4	18,506	BRADEN HOLTBY / ANTON KHUDOBIN	ALEX OVECHKIN (SO)

CAPITALS	GP	G	A	P	+/-	PIM	PP	SH	GW	EN	S	%	BRUINS	GP	G	A	P	+/-	PIM	PP	SH	GW	EN	S	%
ALEX OVECHKIN	3	3	1	4	2	0	1	0	0	1	12	25.0	DANTON HEINEN	3	0	4	4	-1	0	0	0	0	0	6	0.0
TOM WILSON	3	2	1	3	5	12	0	0	1	0	5	40.0	PATRICE BERGERON	3	2	1	3	-2	2	2	0	0	0	11	18.2
LARS ELLER	3	1	2	3	3	2	0	0	0	0	10	10.0	DAVID PASTRNAK	3	2	1	3	-3	0	1	0	0	0	12	16.7
EVGENY KUZNETSOV	3	0	3	3	1	0	0	0	0	0	6	0.0	DAVID BACKES	2	2	0	2	0	0	0	0	0	0	8	25.0
ALEX CHIASSON	3	2	0	2	1	0	0	1	1	0	6	33.3	TOREY KRUG	3	0	2	2	-3	2	0	0	0	0	8	0.0
MATT NISKANEN	2	0	2	2	2	0	0	0	0	0	3	0.0	BRAD MARCHAND	3	0	2	2	-2	12	0	0	0	0	11	0.0
JOHN CARLSON	3	0	2	2	1	0	0	0	0	0	5	0.0	JAKE DEBRUSK	3	0	2	2	-1	0	0	0	0	0	10	0.0
BRETT CONNOLLY	2	1	0	1	1	2	0	0	0	0	1	100.0	RYAN SPOONER	3	1	0	1	0	0	0	0	0	0	5	20.0
JAKUB VRANA	3	1	0	1	1	2	0	0	0	0	5	20.0	DAVID KREJCI	1	1	0	1	-2	0	0	0	0	0	7	14.3
NICKLAS BACKSTROM	3	1	0	1	1	2	1	0	0	0	3	33.3	NOEL ACCIARI	2	1	0	1	1	0	0	0	0	0	4	25.0
JAKUB JERABEK	3	1	0	1	-2	0	0	0	0	0	5	20.0	RILEY NASH	3	0	1	1	0	0	0	0	0	0	4	0.0
DMITRY ORLOV	3	0	1	1	3	4	0	0	0	0	5	0.0	ROB O'GARA	2	0	1	1	2	0	0	0	0	0	2	0.0
CHANDLER STEPHENSON	2	0	1	1	1	2	0	0	0	0	0	0.0	SEAN KURALY	3	0	1	1	-1	9	0	0	0	0	2	0.0
MADISON BOWEY	3	0	1	1	2	0	0	0	0	0	3	0.0	CHARLIE MCAVOY	3	0	1	1	0	4	0	0	0	0	2	0.0
CHRISTIAN DJOOS	3	0	1	1	2	2	0	0	0	0	0	0.0	ANDERS BJORK	3	0	0	0	-1	2	0	0	0	0	0	0.0
BROOKS ORPIK	3	0	1	1	-2	11	0	0	0	0	2	0.0	PAUL POSTMA	1	0	0	0	-1	0	0	0	0	0	0	0.0
DEVANTE SMITH-PELLY	3	0	0	0	-1	2	0	0	0	0	3	0.0	JORDAN SZWARZ	1	0	0	0	-1	0	0	0	0	0	1	0.0
TAYLOR CHORNEY	1	0	0	0	0	0	0	0	0	0	0	0.0	BRANDON CARLO	3	0	0	0	-2	0	0	0	0	0	0	0.0
AARON NESS	0	0	0	0	0	0	0	0	0	0	0	0.0	AUSTIN CZARNIK	1	0	0	0	-1	0	0	0	0	0	1	0.0
ANDRE BURAKOVSKY	2	0	0	0	-1	0	0	0	0	0	4	0.0	ZDENO CHARA	3	0	0	0	-1	0	0	0	0	0	3	0.0
T.J. OSHIE	2	0	0	0	-2	4	0	0	0	0	8	0.0	MATT BELESKEY	1	0	0	0	-1	0	0	0	0	0	3	0.0
NATHAN WALKER	0	0	0	0	0	0	0	0	0	0	0	0.0	NICK HOLDEN	2	0	0	0	0	0	0	0	0	0	1	0.0
JAY BEAGLE	3	0	0	0	-1	0	0	0	0	0	1	0.0	MATT GRZELCYK	2	0	0	0	2	0	0	0	0	0	4	0.0
LIAM O'BRIEN	1	0	0	0	0	0	0	0	0	0	1	0.0	ADAM MCQUAID	0	0	0	0	0	0	0	0	0	0	0	0.0
TYLER GRAOVAC	0	0	0	0	0	0	0	0	0	0	0	0.0	TOMMY WINGELS	2	0	0	0	0	0	0	0	0	0	0	0.0
													TIM SCHALLER	3	0	0	0	0	2	0	0	0	0	3	0.0
													RICK NASH	2	0	0	0	-1	2	0	0	0	0	7	0.0
													FRANK VATRANO	0	0	0	0	0	0	0	0	0	0	0	0.0
													KEVAN MILLER	3	0	0	0	-1	0	0	0	0	0	2	0.0

GOALTENDER	GP	MIN	GA	GAA	SO	W	L	OT	SA	SV%	GOALTENDER	GP	MIN	GA	GAA	SO	W	L	OT	SA	SV%
BRADEN HOLTBY	3	185	8	2.60	0	3	0	0	104	.923	ANTON KHUDOBIN	2	124	7	3.39	0	0	1	1	55	.873
											TUUKKA RASK	1	59	3	3.08	0	0	1	0	27	.889

POWER PLAY: 2 - 10 (20%)

PENALTY KILLING: 11 - 14 (78.6%)

POWER PLAY: 3 - 14 (21%)

PENALTY KILLING: 8 - 10 (80%)

# Buffalo Sabres

## CLUB INFORMATION

**Founded**.....1970-71  
**Home Arena**.....KeyBank Center (19,200)  
**Stanley Cups**.....None  
**General Manager**.....Jason Botterill  
**Head Coach**.....Phil Housley  
**Associate Coach**.....Davis Payne  
**Assistant Coaches**.....Steve Smith, Chris Hajt, Tom Ward  
**Vice President of Media Relations**.....Chris Bandura  
**2017-18 Record**.....33-37-12 (78 points)  
**2017-18 Finish**.....8th, Atlantic Division  
**2017-18 Playoffs**.....DNQ

First Niagara Center  
 One Seymour H. Knox III Plaza  
 Buffalo, NY 14203  
 716.855.4100  
 Fax: 716.855.4110  
 @BuffaloSabres



## 2018-19 MEETINGS

Dec. 15 at Washington  
 Dec. 21 at Washington  
 Feb. 23 at Buffalo

## ALL-TIME SERIES HISTORY

TOTALS										HOME										AWAY									
YEAR	GP	W	L	T	OT	PTS	GF	GA		GP	W	L	T	OT	PTS	GF	GA			GP	W	L	T	OT	PTS	GF	GA		
74-75	5	0	5	0	-	0	12	34		3	0	3	0	-	0	7	18			2	0	2	0	-	0	5	16		
75-76	5	0	4	1	-	1	14	32		2	0	1	1	-	1	5	8			3	0	3	0	-	0	9	24		
76-77	5	1	4	0	-	2	11	18		2	0	2	0	-	0	4	9			3	1	2	0	-	2	7	9		
77-78	5	1	3	1	-	3	17	23		3	1	1	1	-	3	14	14			2	0	2	0	-	0	3	9		
78-79	4	0	3	1	-	1	9	17		2	0	2	0	-	0	4	8			2	0	1	1	-	1	5	9		
79-80	4	0	4	0	-	0	7	19		2	0	2	0	-	0	4	11			2	0	2	0	-	0	3	8		
80-81	4	0	2	2	-	2	13	19		2	0	1	1	-	1	7	10			2	0	1	1	-	1	6	9		
81-82	3	0	3	0	-	0	7	12		1	0	1	0	-	0	2	4			2	0	2	0	-	0	5	8		
82-83	3	0	3	0	-	0	6	16		2	0	2	0	-	0	4	13			1	0	1	0	-	0	2	3		
83-84	3	0	2	1	-	1	6	11		1	0	1	0	-	0	2	4			2	0	1	1	-	1	4	7		
84-85	3	1	2	0	-	2	5	9		2	1	1	0	-	2	3	6			1	0	1	0	-	0	2	3		
85-86	3	1	1	1	-	3	7	7		1	0	0	1	-	1	2	2			2	1	1	0	-	2	5	5		
86-87	3	1	2	0	-	2	8	12		2	0	2	0	-	0	5	10			1	1	0	0	-	2	3	2		
87-88	3	0	2	1	-	1	11	14		1	0	0	1	-	1	3	3			2	0	2	0	-	0	8	11		
88-89	3	3	0	0	-	6	17	9		2	2	0	0	-	4	11	5			1	1	0	0	-	2	6	4		
89-90	3	1	1	1	-	3	10	8		1	0	0	1	-	1	1	1			2	1	1	0	-	2	9	7		
90-91	3	0	3	0	-	0	6	13		2	0	2	0	-	0	4	8			1	0	1	0	-	0	2	5		
91-92	3	1	1	1	-	3	8	10		1	1	0	0	-	2	3	1			2	0	1	1	-	1	5	9		
92-93	4	2	2	0	-	4	14	13		2	2	0	0	-	4	10	5			2	0	2	0	-	0	4	8		
93-94	4	2	1	1	-	5	12	15		2	1	0	1	-	3	7	6			2	1	1	0	-	2	5	9		
94-95	3	1	2	0	-	2	6	4		2	1	1	0	-	2	5	2			1	0	1	0	-	0	1	2		
95-96	4	2	1	1	-	5	10	6		2	1	1	0	-	2	3	3			2	1	0	1	-	3	7	3		
96-97	4	1	2	1	-	3	12	13		2	0	2	0	-	0	2	8			2	1	0	1	-	3	10	5		
97-98	4	2	2	0	-	4	11	12		2	1	1	0	-	2	6	5			2	1	1	0	-	2	5	7		
98-99	4	2	2	0	-	4	4	6		2	1	1	0	-	2	3	3			2	1	1	0	-	2	1	3		
99-00	4	2	1	1	0	5	8	9		2	1	0	1	0	3	3	2			2	1	1	0	0	2	5	7		
00-01	4	1	2	1	0	3	8	8		2	0	1	1	0	1	4	5			2	1	1	0	0	2	4	3		
01-02	4	2	1	0	1	5	11	12		2	0	1	0	1	1	4	8			2	2	0	0	0	4	7	4		
02-03	4	3	1	0	0	6	12	10		2	2	0	0	0	4	7	5			2	1	1	0	0	2	5	5		
03-04	4	0	4	0	0	0	4	21		2	0	2	0	0	0	1	9			2	0	2	0	0	0	3	12		
05-06	4	1	3	-	0	2	14	19		2	0	2	-	0	0	6	9			2	1	1	-	0	2	8	10		
06-07	4	1	3	-	0	2	12	17		2	1	1	-	0	2	7	6			2	0	2	-	0	0	5	11		
07-08	4	1	3	-	0	2	10	16		2	0	2	-	0	0	4	8			2	1	1	-	0	2	6	8		
08-09	4	2	1	-	1	5	11	14		2	1	0	-	1	3	7	7			2	1	1	-	0	2	4	7		
09-10	4	3	1	-	0	6	10	6		2	2	0	-	0	4	7	2			2	1	1	-	0	2	3	4		
10-11	4	3	0	-	1	7	13	10		2	2	0	-	0	4	9	6			2	1	0	-	1	3	4	4		
11-12	4	1	3	-	0	2	7	15		2	1	1	-	0	2	4	6			2	0	2	-	0	0	3	9		
12-13	3	3	0	-	0	6	11	8		2	2	0	-	0	4	8	5			1	1	0	-	0	2	3	3		
13-14	3	1	0	-	2	4	7	6		1	0	0	-	1	1	1	1			2	1	0	-	1	3	6	5		
14-15	3	2	1	-	0	4	10	6		2	1	1	-	0	2	6	3			1	1	0	-	0	2	4	3		
15-16	3	2	1	-	0	4	8	6		1	1	0	-	0	2	5	2			2	1	1	-	0	2	3	4		
16-17	3	3	0	-	0	6	10	4		2	2	0	-	0	4	6	3			1	1	0	-	0	2	4	1		
17-18	3	2	1	-	0	4	9	6		1	1	0	-	0	2	5	1			2	1	0	-	0	2	4	5		
<b>Totals</b>	<b>158</b>	<b>55</b>	<b>83</b>	<b>15</b>	<b>5</b>	<b>130</b>	<b>418</b>	<b>545</b>		<b>79</b>	<b>29</b>	<b>38</b>	<b>9</b>	<b>3</b>	<b>70</b>	<b>215</b>	<b>255</b>			<b>79</b>	<b>26</b>	<b>44</b>	<b>6</b>	<b>2</b>	<b>60</b>	<b>203</b>	<b>290</b>		

## SERIES INFORMATION

All-Time Series (W-L-T-OT)  
 Current Streak  
 Last Washington Win  
 Last Buffalo Win  
 Last Tie  
 Last Overtime Game  
 Overtime Record  
 Last 10 Games (W-L-OT)  
 Longest Unbeaten Streak  
 Longest Winning Streak  
 Longest Winless Streak  
 Longest Losing Streak  
 Washington Shutouts (Last)  
 Buffalo Shutouts (Last)  
 Last Washington Hat Trick  
 Last Buffalo Hat Trick  
 Most Washington Goals  
 Most Buffalo Goals

### Overall

WSH trails, 55-83-15-5  
 2 WSH wins (2/19/18-2/24/18)  
 2/24/18 (5-1)  
 11/7/17 (1-3)  
 12/20/00 (2-2)  
 12/5/16 (W, 3-2)  
 3-3-14  
 8-2-0  
 4 (three times)  
 3 (four times)  
 22 (11/11/78-11/16/84)  
 10 (1/24/81-1/7/84)  
 4 (12/28/15)  
 12 (12/9/09)  
 J. Svejkovsky (4/13/97)  
 T. Pyatt (11/17/05)  
 8 (4/13/97)  
 14 (12/21/75)

### at Washington

WSH trails, 29-38-9-3  
 5 WSH wins (3/7/15-2/24/18)  
 2/24/18 (5-1)  
 11/22/14 (1-2)  
 12/20/00 (2-2)  
 12/5/16 (W, 3-2)  
 2-2-7  
 7-2-1  
 5 (10/5/91-2/20/94)  
 4 (three times)  
 10 (11/11/78-1/7/84)  
 5 (1/24/81-1/7/84)  
 2 (11/25/09)  
 8 (4/7/07)  
 None  
 M. Satan (3/1/98)  
 7 (12/2/06)  
 9 (two times)

### at Buffalo

WSH trails, 26-45-6-2  
 1 WSH win (2/19/18)  
 2/19/18 (3-2)  
 11/7/17 (1-3)  
 2/2/97 (2-2)  
 3/16/15 (W, 4-3 SO)  
 1-1-7  
 6-3-1  
 4 (12/8/95-4/13/97)  
 2 (two times)  
 14 (11/20/77-11/16/84)  
 7 (11/20/74-12/26/76)  
 2 (12/28/15)  
 4 (12/9/09)  
 J. Svejkovsky (4/13/97)  
 T. Pyatt (11/17/05)  
 8 (4/13/97)  
 14 (12/21/75)





# Buffalo Sabres

## 2017-18 WASHINGTON CAPITALS VS. BUFFALO SABRES

CAPITALS WON SEASON SERIES 2-1-0 • BUFFALO 1-2-0

BUFFALO	SABRES	CAPITALS	ATTEND	GOALTENDERS	W. GOAL
NOV. 7, 2017	3	1	17,146	PHILIPP GRUBAUER / ROBIN LEHNER	EVANDER KANE (EN)
FEB. 19, 2018	2	3	18,228	PHILIPP GRUBAUER / CHAD JOHNSON	EVGENY KUZNETSOV (EN)
WASHINGTON	SABRES	CAPITALS	ATTEND	GOALTENDERS	W. GOAL
FEB. 24, 2018	1	5	18,506	PHILIPP GRUBAUER / ROBIN LEHNER	ALEX OVECHKIN

CAPITALS	GP	G	A	P	+/-	PIM	PP	SH	GW	EN	S	%	SABRES	GP	G	A	P	+/-	PIM	PP	SH	GW	EN	S	%
EVGENY KUZNETSOV	3	2	3	5	6	4	0	0	1	1	8	25.0	EVANDER KANE	2	3	0	3	2	0	0	0	0	1	13	23.1
ALEX OVECHKIN	3	4	0	4	0	2	1	0	0	0	19	21.1	SAM REINHART	3	1	1	2	0	0	0	0	0	0	10	10.0
JOHN CARLSON	3	1	3	4	1	2	0	0	0	0	7	14.3	BENOIT POULIOT	3	1	0	1	0	0	0	0	1	0	4	25.0
MATT NISKANEN	2	0	2	2	1	1	0	0	0	0	3	0.0	KYLE OKPOSO	3	1	0	1	0	2	0	0	0	0	7	14.3
ANDRE BURAKOVSKY	2	1	0	1	0	2	0	0	0	0	5	20.0	JASON POMINVILLE	3	0	1	1	-2	0	0	0	0	0	3	0.0
LARS ELLER	3	1	0	1	0	0	0	0	0	1	7	14.3	SCOTT WILSON	2	0	1	1	-3	0	0	0	0	0	3	0.0
CHRISTIAN DJOOS	3	0	1	1	3	0	0	0	0	0	2	0.0	JACK EICHEL	1	0	1	1	2	0	0	0	0	0	4	0.0
ALEX CHIASSON	2	0	1	1	1	0	0	0	0	0	1	0.0	EVAN RODRIGUES	2	0	1	1	-1	0	0	0	0	0	6	0.0
JAKUB VRANA	2	0	1	1	0	0	0	0	0	0	4	0.0	CASEY NELSON	2	0	1	1	1	0	0	0	0	0	0	0.0
DEVANTE SMITH-PELLY	3	0	1	1	1	0	0	0	0	0	7	0.0	RYAN O'REILLY	3	0	1	1	0	0	0	0	0	0	12	0.0
T.J. OSHIE	3	0	1	1	2	0	0	0	0	0	2	0.0	JOHAN LARSSON	3	0	0	0	-3	2	0	0	0	0	1	0.0
BROOKS ORPIK	3	0	1	1	-3	2	0	0	0	0	2	0.0	JAKE MCCABE	1	0	0	0	1	5	0	0	0	0	1	0.0
BRETT CONNOLLY	2	0	1	1	0	4	0	0	0	0	2	0.0	RASMUS RISTOLAINEN	2	0	0	0	-4	0	0	0	0	0	5	0.0
DMITRY ORLOV	3	0	1	1	3	0	0	0	0	0	8	0.0	SETH GRIFFITH	1	0	0	0	0	0	0	0	0	0	0	0.0
TOM WILSON	3	0	0	0	-3	5	0	0	0	0	4	0.0	NATHAN BEAULIEU	2	0	0	0	-3	0	0	0	0	0	0	0.0
AARON NESS	1	0	0	0	0	0	0	0	0	0	0	0.0	ZACH REDMOND	1	0	0	0	2	0	0	0	0	0	1	0.0
MADISON BOWEY	1	0	0	0	-1	0	0	0	0	0	1	0.0	VICTOR ANTIPIN	2	0	0	0	1	0	0	0	0	0	1	0.0
CHANDLER STEPHENSON	3	0	0	0	1	0	0	0	0	0	2	0.0	JUSTIN FALK	2	0	0	0	-2	0	0	0	0	0	2	0.0
TAYLOR CHORNEY	1	0	0	0	1	0	0	0	0	0	0	0.0	JACOB JOSEFSON	2	0	0	0	-1	0	0	0	0	0	3	0.0
NATHAN WALKER	1	0	0	0	0	0	0	0	0	0	0	0.0	JORDAN NOLAN	2	0	0	0	0	2	0	0	0	0	2	0.0
NICKLAS BACKSTROM	3	0	0	0	-4	2	0	0	0	0	7	0.0	NICHOLAS BAPTISTE	3	0	0	0	-1	0	0	0	0	0	3	0.0
JAY BEAGLE	3	0	0	0	0	0	0	0	0	0	0	0.0	MARCO SCANDELLA	3	0	0	0	-1	0	0	0	0	0	4	0.0
MICHAL KEMPNY	1	0	0	0	0	0	0	0	0	0	0	0.0	TAYLOR FEDUN	1	0	0	0	0	0	0	0	0	0	2	0.0
													JOSH GORGES	2	0	0	0	1	0	0	0	0	0	0	0.0
													ZEMGUS GIRGENSONS	3	0	0	0	0	0	0	0	0	0	8	0.0

GOALTENDER	GP	MIN	GA	GAA	SO	W	L	OT	SA	SV%	GOALTENDER	GP	MIN	GA	GAA	SO	W	L	OT	SA	SV%
PHILIPP GRUBAUER	3	179	5	1.67	0	2	1	0	94	.947	ROBIN LEHNER	2	119	5	2.50	0	1	1	0	60	.917
											CHAD JOHNSON	1	58	2	2.06	0	0	1	0	29	.931

POWER PLAY: 1 - 3 (33%)

PENALTY KILLING: 9 - 9 (100%)

POWER PLAY: 0 - 9 (0%)

PENALTY KILLING: 2 - 3 (66.7%)

# Calgary Flames

## CLUB INFORMATION

**Founded** ..... 1972-73 (Atlanta), 1980-91 (Calgary)  
**Home Arena** ..... Scotiabank Saddledome (19,289)  
**Stanley Cups** ..... 1 (1989)  
**President & Chief Executive Officer** ..... Ken King  
**Senior Vice President, Hockey Operations** ..... Don Maloney  
**General Manager** ..... Brad Treliving  
**Head Coach** ..... Bill Peters  
**Assistant Coach** ..... Geoff Ward, Ryan Huska, Martin Gelinas  
**Vice President of Communications** ..... Peter Hanlon  
 2017-18 Record ..... 37-35-10 (84 points)  
 2017-18 Finish ..... 5th, Pacific Division  
 2017-18 Playoffs ..... DNQ

Scotiabank Saddledome  
 P.O. Box 1540 Station M  
 Calgary, Alberta T2P 3B9  
 403.777.2177  
 Fax: 403.777.2195  
 @NHLFlames



## 2018-19 MEETINGS

Oct. 27 at Calgary  
 Feb. 1 at Washington

## ALL-TIME SERIES HISTORY

YEAR	TOTALS								HOME								AWAY							
	GP	W	L	T	OT	PTS	GF	GA	GP	W	L	T	OT	PTS	GF	GA	GP	W	L	T	OT	PTS	GF	GA
74-75	4	0	3	1	-	1	5	14	2	0	1	1	-	1	2	7	2	0	2	0	-	0	3	7
75-76	4	0	4	0	-	0	4	18	2	0	2	0	-	0	2	7	2	0	2	0	-	0	2	11
76-77	4	1	3	0	-	2	10	22	2	1	1	0	-	2	8	9	2	0	2	0	-	0	2	13
77-78	4	2	1	1	-	5	13	11	2	1	0	1	-	3	6	4	2	1	1	0	-	2	7	7
78-79	4	1	2	1	-	3	17	21	2	1	1	0	-	2	11	13	2	0	1	1	-	1	6	8
79-80	4	0	3	1	-	1	8	15	2	0	1	1	-	1	6	8	2	0	2	0	-	0	2	7
80-81	4	1	3	0	-	2	9	19	2	1	1	0	-	2	7	8	2	0	2	0	-	0	2	11
81-82	3	3	0	0	-	6	22	12	2	2	0	0	-	4	17	9	1	1	0	0	-	2	5	3
82-83	3	2	1	0	-	4	12	11	1	1	0	0	-	2	5	3	2	1	1	0	-	2	7	8
83-84	3	2	1	0	-	4	12	7	2	2	0	0	-	4	10	4	1	0	1	0	-	0	2	3
84-85	3	2	1	0	-	4	11	11	1	1	0	0	-	2	4	3	2	1	1	0	-	2	7	8
85-86	3	0	3	0	-	0	9	13	2	0	2	0	-	0	7	9	1	0	1	0	-	0	2	4
86-87	3	1	2	0	-	2	9	12	1	0	1	0	-	0	3	6	2	1	1	0	-	2	6	6
87-88	3	1	2	0	-	2	11	17	2	1	1	0	-	2	9	9	1	0	1	0	-	0	2	8
88-89	3	0	2	1	-	1	5	10	1	0	1	0	-	0	1	2	2	0	1	1	-	1	4	8
89-90	3	1	0	2	-	4	11	8	2	1	0	1	-	3	8	5	1	0	0	1	-	1	3	3
90-91	3	1	2	0	-	2	10	19	1	1	0	0	-	2	4	2	2	0	2	0	-	0	6	17
91-92	3	2	0	1	-	5	13	7	2	2	0	0	-	4	9	3	1	0	0	1	-	1	4	4
92-93	2	1	1	0	-	2	7	7	1	0	1	0	-	0	4	6	1	1	0	0	-	2	3	1
93-94	2	0	1	1	-	1	6	7	1	0	0	1	-	1	4	4	1	0	1	0	-	0	2	3
94-95	Teams did not meet in 1994-95																							
95-96	2	1	0	1	-	3	7	6	1	1	0	0	-	2	3	2	1	0	0	1	-	1	4	4
96-97	2	1	1	0	-	2	4	6	1	1	0	0	-	2	2	1	1	0	1	0	-	0	2	5
97-98	2	1	1	0	-	2	7	5	1	1	0	0	-	2	5	2	1	0	1	0	-	0	2	3
98-99	2	0	1	1	-	1	4	5	1	0	1	0	-	0	4	5	1	0	0	1	-	1	0	0
99-00	1	1	0	0	0	2	2	1	1	1	0	0	0	2	2	1	0	0	0	0	0	0	0	0
00-01	1	0	0	1	0	1	4	4	0	0	0	0	0	0	0	0	1	0	0	1	0	1	4	4
01-02	1	1	0	0	0	2	3	2	1	1	0	0	0	2	3	2	0	0	0	0	0	0	0	0
02-03	2	2	0	0	0	4	8	3	1	1	0	0	0	2	4	2	1	1	0	0	0	2	4	1
03-04	1	0	0	1	0	1	3	3	1	0	0	1	0	1	3	3	0	0	0	0	0	0	0	0
05-06	Teams did not meet in 2005-06																							
06-07	1	1	0	-	0	2	4	2	0	0	0	-	0	0	0	0	1	1	0	-	0	2	4	2
07-08	1	1	0	-	0	2	3	2	1	1	0	-	0	2	3	2	0	0	0	-	0	0	0	0
08-09	1	0	1	-	0	0	1	2	0	0	0	-	0	0	0	0	1	0	1	-	0	0	1	2
09-10	1	0	1	-	0	0	3	5	1	0	1	-	0	0	3	5	0	0	0	-	0	0	0	0
10-11	1	1	0	-	0	2	7	2	0	0	0	-	0	0	0	0	1	1	0	-	0	2	7	2
11-12	1	1	0	-	0	2	3	1	1	1	0	-	0	2	3	1	0	0	0	-	0	0	0	0
12-13	Teams did not meet in 2012-13																							
13-14	2	1	1	-	0	2	6	9	1	1	0	-	0	2	4	4	1	0	1	-	0	0	2	5
14-15	2	1	0	-	1	3	6	5	1	0	0	-	1	1	3	4	1	1	0	-	0	2	3	1
15-16	2	1	0	-	1	3	8	5	1	0	0	-	1	1	2	3	1	1	0	-	0	2	6	2
16-17	2	2	0	-	0	4	7	3	1	1	0	-	0	2	4	2	1	1	0	-	0	2	3	1
17-18	2	0	2	-	0	0	2	6	1	0	1	-	0	0	1	4	1	0	1	-	0	0	1	2
Totals	95	37	43	13	2	89	296	338	49	25	16	6	2	58	176	164	46	12	27	7	0	31	120	174

## SERIES INFORMATION

All-Time Series (W-L-T-OT)  
 Current Streak  
 Last Washington Win  
 Last Calgary Win  
 Last Tie  
 Last Overtime Game  
 Overtime Record  
 Last 10 Games (W-L-T-OT)  
 Longest Unbeaten Streak  
 Longest Winning Streak  
 Longest Winless Streak  
 Longest Losing Streak  
 Washington Shutouts (Last)  
 Calgary Shutouts (Last)  
 Last Washington Hat Trick  
 Last Calgary Hat Trick  
 Most Washington Goals  
 Most Calgary Goals

### Overall

WSH trails, 37-43-13-2  
 2 CGY wins (10/29/17-11/20/17)  
 3/21/17 (4-2)  
 11/20/17 (1-4)  
 1/14/04 (3-3)  
 11/13/15 (L, 2-3 OT)  
 2-4-10  
 5-3-2  
 8 (1/26/00-3/12/08)  
 4 (12/2/81-11/16/82)  
 8 (11/12/74-3/28/76)  
 7 (11/13/74-3/28/76)  
 1 (10/30/98)  
 6 (10/30/98)  
 D. Christian (12/8/87)  
 T. Lysiak (10/14/78)  
 9 (12/2/81)  
 9 (10/27/90)

### at Washington

WSH leads, 25-16-6-2  
 1 CGY win (11/20/17)  
 3/21/17 (4-2)  
 11/20/17 (1-4)  
 1/14/04 (3-3)  
 11/13/15 (L, 2-3 OT)  
 2-3-4  
 5-2-1-2  
 6 (12/2/81-10/30/84)  
 6 (12/2/81-10/30/84)  
 4 (two times)  
 4 (11/9/85-12/8/87)  
 none  
 1 (3/23/75)  
 D. Christian (12/8/87)  
 T. Lysiak (10/14/78)  
 9 (12/2/81)  
 7 (11/14/78)

### at Calgary

WSH trails, 12-27-7-0  
 1 CGY win (10/29/17)  
 10/30/16 (3-1)  
 10/29/17 (1-2)  
 2/13/01 (4-4)  
 2/13/01 (T, 4-4)  
 0-1-6  
 6-3-1-0  
 4 (10/30/98-10/30/06)  
 3 (10/25/14-10/30/16)  
 7 (two times)  
 6 (11/13/74-11/24/76)  
 1 (10/30/98)  
 5 (10/30/98)  
 A. Haworth (2/24/83)  
 None  
 7 (10/30/10)  
 9 (10/27/90)



# Calgary Flames

## 2017-18 WASHINGTON CAPITALS VS. CALGARY FLAMES

CAPITALS LOST SEASON SERIES 0-2-0 • CALGARY 2-0-0

CALGARY	FLAMES	CAPITALS	ATTEND	GOALTENDERS	W. GOAL
OCT. 29, 2017	2	1	18,327	PHILIPP GRUBAUER / MIKE SMITH	SEAN MONAHAN

WASHINGTON	FLAMES	CAPITALS	ATTEND	GOALTENDERS	W. GOAL
NOV. 20, 2017	4	1	18,506	BRADEN HOLTBY / MIKE SMITH	MIKE GIORDANO

CAPITALS	GP	G	A	P	+/-	PIM	PP	SH	GW	EN	S	%	FLAMES	GP	G	A	P	+/-	PIM	PP	SH	GW	EN	S	%
JAKUB VRANA	2	1	1	2	2	0	0	0	0	0	5	20.0	JOHNNY GAUDREAU	2	1	3	4	2	0	0	0	0	0	6	16.7
LARS ELLER	2	1	0	1	0	4	0	0	0	0	5	20.0	SEAN MONAHAN	2	2	1	3	2	0	1	0	2	0	10	20.0
T.J. OSHIE	2	0	1	1	0	0	0	0	0	0	5	0.0	MIKAEL BACKLUND	2	1	1	2	0	0	1	0	0	0	4	25.0
TOM WILSON	2	0	1	1	0	0	0	0	0	0	3	0.0	MARK GIORDANO	2	1	1	2	3	2	0	0	0	0	5	20.0
ANTHONY PELUSO	1	0	0	0	0	0	0	0	0	0	0	0.0	DOUGIE HAMILTON	2	0	2	2	3	0	0	0	0	0	6	0.0
JAY BEAGLE	2	0	0	0	-1	0	0	0	0	0	2	0.0	MATTHEW TKACHUK	2	0	2	2	0	0	0	0	0	0	3	0.0
NICKLAS BACKSTROM	2	0	0	0	1	2	0	0	0	0	6	0.0	MICHEAL FERLAND	2	1	0	1	2	2	0	0	0	0	6	16.7
ALEX CHIASOON	2	0	0	0	-2	2	0	0	0	0	6	0.0	BRETT KULAK	2	0	1	1	1	0	0	0	0	0	1	0.0
MADISON BOWEY	2	0	0	0	0	2	0	0	0	0	1	0.0	JAROMIR JAGR	1	0	1	1	1	0	0	0	0	0	0	0.0
MATT NISKANEN	1	0	0	0	-1	0	0	0	0	0	1	0.0	KRIS VERSTEEG	2	0	0	0	0	4	0	0	0	0	5	0.0
ALEX OVECHKIN	2	0	0	0	-2	0	0	0	0	0	8	0.0	CURTIS LAZAR	1	0	0	0	1	0	0	0	0	0	0	0.0
AARON NESS	1	0	0	0	0	0	0	0	0	0	0	0.0	MARK JANKOWSKI	2	0	0	0	0	0	0	0	0	0	6	0.0
BRETT CONNOLLY	1	0	0	0	0	2	0	0	0	0	0	0.0	MICHAEL FROLIK	2	0	0	0	-2	0	0	0	0	0	4	0.0
BROOKS ORPIK	2	0	0	0	0	0	0	0	0	0	1	0.0	MICHAEL STONE	2	0	0	0	0	0	0	0	0	0	2	0.0
DEVANTE SMITH-PELLY	2	0	0	0	-2	0	0	0	0	0	4	0.0	SAM BENNETT	2	0	0	0	0	0	0	0	0	0	7	0.0
DMITRY ORLOV	2	0	0	0	-2	0	0	0	0	0	4	0.0	TJ BRODIE	2	0	0	0	-2	0	0	0	0	0	4	0.0
JOHN CARLSON	2	0	0	0	-1	0	0	0	0	0	3	0.0	MATT STAJAN	1	0	0	0	0	0	0	0	0	0	0	0.0
EVGENY KUZNETSOV	2	0	0	0	-2	2	0	0	0	0	5	0.0	FREDDIE HAMILTON	1	0	0	0	0	0	0	0	0	0	1	0.0
CHANDLER STEPHENSON	2	0	0	0	0	0	0	0	0	0	1	0.0	TRAVIS HAMONIC	2	0	0	0	-1	0	0	0	0	0	4	0.0
CHRISTIAN DJOOS	1	0	0	0	0	0	0	0	0	0	1	0.0	TROY BROUWER	2	0	0	0	0	2	0	0	0	0	3	0.0
TAYLOR CHORNEY	1	0	0	0	0	0	0	0	0	0	0	0.0													

GOALTENDER	GP	MIN	GA	GAA	SO	W	L	OT	SA	SV%	GOALTENDER	GP	MIN	GA	GAA	SO	W	L	OT	SA	SV%
PHILIPP GRUBAUER	1	59	2	2.03	0	0	1	0	38	.947	MIKE SMITH	2	119	2	1.00	0	2	0	0	61	.967
BRADEN HOLTBY	1	58	4	4.14	0	0	1	0	39	.897											

POWER PLAY: 0 - 5 (0%)

PENALTY KILLING: 5 - 7 (71.4%)

POWER PLAY: 2 - 7 (29%)

PENALTY KILLING: 5 - 5 (100%)

# Carolina Hurricanes

## CLUB INFORMATION

**Founded**.....1972-73 (WHA), 1979-80 (Hartford- NHL), 1997-98 (Carolina)  
**Home Arena**.....PNC Arena (18,680)  
**Stanley Cups**.....1 (2006)  
**Owner/CEO/Governor**.....Tom Dundon  
**President & General Manager**.....Don Waddell  
**Head Coach**.....Rod Brind'Amour  
**Assistant Coach**.....Jeff Daniels, Dean Chynoweth  
**Vice President of Communications & Team Services**.....Mike Sundheim  
 2017-18 Record ..... 36-35-11 (83 points)  
 2017-18 Finish..... 6th, Metropolitan Division  
 2017-18 Playoffs.....DNQ

PNC Arena  
 1400 Edwards Mill Rd.  
 Raleigh, NC 27607  
 919.467.7825  
 Fax: 919.462.0123  
 @NHLCanes



## 2018-19 MEETINGS

Dec. 14 at Carolina  
 Dec. 27 at Washington  
 March 26 at Washington  
 March 28 at Carolina

## ALL-TIME SERIES HISTORY

TOTALS										HOME										AWAY									
YEAR	GP	W	L	T	OT	PTS	GF	GA		GP	W	L	T	OT	PTS	GF	GA			GP	W	L	T	OT	PTS	GF	GA		
79-80	4	2	1	1	-	5	22	16		2	1	0	1	-	3	12	8			2	1	1	0	-	2	10	8		
80-81	4	3	1	0	-	6	19	13		2	1	1	0	-	2	6	7			2	2	0	0	-	4	13	6		
81-82	3	2	1	0	-	4	13	7		1	1	0	0	-	2	7	1			2	1	1	0	-	2	6	6		
82-83	3	2	0	1	-	5	15	10		2	2	0	0	-	4	11	6			1	0	0	1	-	1	4	4		
83-84	3	2	1	0	-	4	8	8		1	1	0	0	-	2	4	2			2	1	1	0	-	2	4	6		
84-85	3	1	2	0	-	2	4	7		2	1	1	0	-	2	4	5			1	0	1	0	-	0	0	2		
85-86	3	2	0	1	-	5	15	12		1	1	0	0	-	2	4	2			2	1	0	1	-	3	11	10		
86-87	3	1	2	0	-	2	9	9		2	0	2	0	-	0	3	8			1	1	0	0	-	2	6	1		
87-88	3	2	1	0	-	4	14	10		1	1	0	0	-	2	6	2			2	1	1	0	-	2	8	8		
88-89	3	3	0	0	-	6	12	4		2	2	0	0	-	4	4	2			1	1	0	0	-	2	8	2		
89-90	3	1	2	0	-	2	9	10		1	0	1	0	-	0	3	4			2	1	1	0	-	2	6	6		
90-91	3	0	3	0	-	0	6	10		2	0	2	0	-	0	4	6			1	0	1	0	-	0	2	4		
91-92	3	1	1	1	-	3	7	12		1	0	1	0	-	0	2	8			2	1	0	1	-	3	5	4		
92-93	4	3	1	0	-	6	18	13		2	2	0	0	-	4	9	5			2	1	1	0	-	2	9	8		
93-94	4	2	2	0	-	4	9	12		2	1	1	0	-	2	5	7			2	1	1	0	-	2	4	5		
94-95	4	2	1	1	-	5	15	8		2	1	1	0	-	2	9	7			2	1	0	1	-	3	6	1		
95-96	4	2	1	1	-	5	9	6		2	1	0	1	-	3	5	2			2	1	1	0	-	2	4	4		
96-97	4	2	1	1	-	5	9	8		2	2	0	0	-	4	8	5			2	0	1	1	-	1	1	3		
97-98	4	4	0	0	-	8	9	5		2	2	0	0	-	4	3	1			2	2	0	0	-	4	6	4		
98-99	5	2	2	1	-	5	11	11		2	1	1	0	-	2	6	4			3	1	1	1	-	3	5	7		
99-00	5	2	1	2	0	6	12	10		3	2	0	1	0	5	9	6			2	0	1	1	0	1	3	4		
00-01	5	2	1	1	1	6	15	11		2	1	1	0	0	2	7	3			3	1	0	1	1	4	8	8		
01-02	5	2	1	2	0	6	19	15		3	1	1	1	0	3	13	10			2	1	0	1	0	3	6	5		
02-03	5	4	1	0	0	8	14	8		2	2	0	0	0	4	7	3			3	2	1	0	0	4	7	5		
03-04	6	4	1	1	0	9	22	11		3	2	1	0	0	4	12	4			3	2	0	1	0	5	10	7		
05-06	8	3	3	-	2	8	26	28		4	1	2	-	1	3	11	13			4	2	1	-	1	5	15	15		
06-07	8	3	5	-	0	6	23	29		4	2	2	-	0	4	13	12			4	1	3	-	0	2	10	17		
07-08	8	4	4	-	0	8	20	22		4	3	1	-	0	6	12	5			4	1	3	-	0	2	8	17		
08-09	6	3	3	-	0	6	16	19		3	2	1	-	0	4	9	11			3	1	2	-	0	2	7	8		
09-10	6	3	1	-	2	8	19	20		3	2	1	-	0	4	11	12			3	1	0	-	2	4	8	8		
10-11	6	5	0	-	1	11	15	9		3	2	0	-	1	5	6	5			3	3	0	-	0	6	9	4		
11-12	6	3	2	-	1	7	14	17		3	2	0	-	1	5	9	8			3	1	2	-	0	2	5	9		
12-13	5	4	1	-	0	8	14	10		3	2	1	-	0	4	6	5			2	2	0	-	0	4	8	5		
13-14	5	2	2	-	1	5	15	15		3	0	2	-	1	1	6	11			2	2	0	-	0	4	9	4		
14-15	4	3	1	-	0	6	10	9		2	2	0	-	0	4	8	5			2	1	1	-	0	2	2	4		
15-16	4	3	1	-	0	6	10	7		2	2	0	-	0	4	6	2			2	1	1	-	0	2	4	5		
16-17	4	3	1	-	0	6	16	9		2	2	0	-	0	4	11	1			2	1	1	-	0	2	5	8		
17-18	4	2	2	-	0	4	11	14		2	0	2	-	0	0	2	7			2	2	0	-	0	4	9	7		
<b>Totals</b>	<b>170</b>	<b>94</b>	<b>54</b>	<b>14</b>	<b>8</b>	<b>210</b>	<b>523</b>	<b>424</b>		<b>85</b>	<b>52</b>	<b>26</b>	<b>4</b>	<b>4</b>	<b>110</b>	<b>273</b>	<b>215</b>			<b>84</b>	<b>43</b>	<b>28</b>	<b>10</b>	<b>4</b>	<b>100</b>	<b>251</b>	<b>239</b>		

## SERIES INFORMATION

All-Time Series (W-L-T-OT)  
 Current Streak  
 Last Washington Win  
 Last Carolina Win  
 Last Tie  
 Last Overtime Game  
 Overtime Record  
 Last 10 Games (W-L-OT)  
 Longest Unbeaten Streak  
 Longest Winning Streak  
 Longest Winless Streak  
 Longest Losing Streak  
 Washington Shutouts (Last)  
 Carolina Shutouts (Last)  
 Last Washington Hat Trick  
 Last Carolina Hat Trick  
 Most Washington Goals  
 Most Carolina Goals

### Overall

WSH leads, 94-54-14-8  
 1 CAR win (3/30/18)  
 1/12/18 (4-3)  
 3/30/18 (1-4)  
 2/12/04 (3-3)  
 1/2/18 (W, 5-4 OT)  
 9-6-19  
 6-4-0  
 6 (3/2/03-2/12/04)  
 5 (three times)  
 4 (two times)  
 4 (3/2/90-3/12/91)  
 11 (2/7/17)  
 11 (2/27/15)  
 A. Semin (10/7/06)  
 J. Skinner (1/2/14)  
 9 (3/8/80)  
 8 (3/24/92)

### at Washington

WSH leads, 52-26-4-4  
 2 CAR wins (1/11/18-3/30/18)  
 2/7/17 (5-0)  
 3/30/18 (1-4)  
 12/30/01 (5-5)  
 12/16/16 (W, 4-3 SO)  
 6-3-7  
 6-3-1  
 7 (4/21/95-4/19/98)  
 5 (2/27/82-12/29/84)  
 4 (3/2/90-3/24/92)  
 4 (3/2/90-3/24/92)  
 8 (2/7/17)  
 3 (3/12/13)  
 A. Semin (10/7/06)  
 J. Skinner (1/2/14)  
 9 (3/8/80)  
 8 (3/24/92)

### at Carolina

WSH leads, 43-28-10-4  
 3 WSH wins (12/16/18-1/12/18)  
 1/12/18 (4-3)  
 11/12/16 (1-5)  
 2/12/04 (3-3)  
 1/2/18 (W, 5-4 OT)  
 3-3-12  
 7-3-0  
 5 (3/14/13-12/4/14)  
 5 (3/14/13-12/4/14)  
 5 (two times)  
 5 (1/26/07-2/23/08)  
 3 (10/27/10)  
 8 (2/27/15)  
 D. Ciccarelli (3/18/89)  
 J. Tlustý (4/2/13)  
 8 (two times)  
 7 (10/12/05)





# Carolina Hurricanes

## 2017-18 WASHINGTON CAPITALS VS. CAROLINA HURRICANES

CAPITALS TIED SEASON SERIES 2-2-0 • CAROLINA 2-1-1

CAROLINA	HURRICANES	CAPITALS	ATTEND	GOALTENDERS	W. GOAL
JAN. 2, 2018	4	5	11,989	CAM WARD / BRADEN HOLTBY	ALEX OVECHKIN (OT)
JAN. 12, 2018	3	4	16,239	PHILIPP GRUBAUER / CAM WARD	JAY BEAGLE
WASHINGTON	HURRICANES	CAPITALS	ATTEND	GOALTENDERS	W. GOAL
JAN. 11, 2018	3	1	18,506	BRADEN HOLTBY / SCOTT DARLING	SEBASTIAN AHO (EN)
MARCH 30, 2018	4	1	18,506	BRADEN HOLTBY / SCOTT DARLING	BROCK MCGINN (EN)

CAPITALS	GP	G	A	P	+/-	PIM	PP	SH	GW	EN	S	%	HURRICANES	GP	G	A	P	+/-	PIM	PP	SH	GW	EN	S	%
ALEX OVECHKIN	4	3	2	5	-1	0	0	0	1	0	12	25.0	SEBASTIAN AHO	4	3	2	5	-1	0	1	0	0	1	15	20.0
NICKLAS BACKSTROM	4	0	3	3	0	2	0	0	0	0	6	0.0	JORDAN STAAL	4	2	2	4	-1	0	1	1	0	0	10	20.0
LARS ELLER	4	2	0	2	-1	0	1	0	0	0	8	25.0	VICTOR RASK	3	3	0	3	1	0	1	0	1	0	10	30.0
JAY BEAGLE	4	1	1	2	3	0	0	0	1	0	6	16.7	DEREK RYAN	3	1	2	3	2	0	0	0	0	0	6	16.7
JOHN CARLSON	4	0	2	2	1	2	0	0	0	0	10	0.0	JUSTIN WILLIAMS	4	0	3	3	0	0	0	0	0	0	10	0.0
T.J. OSHIE	4	0	2	2	0	0	0	0	0	0	4	0.0	TEUVO TERAVAINEN	4	1	1	2	1	0	0	0	0	0	14	7.1
DMITRY ORLOV	4	1	0	1	1	2	0	0	0	0	5	20.0	JUSTIN FAULK	4	1	1	2	3	2	0	0	1	0	11	9.1
DEVANTE SMITH-PELLY	4	1	0	1	1	0	0	0	0	0	8	12.5	JEFF SKINNER	4	1	1	2	0	0	0	0	0	0	12	8.3
MICHAL KEMPNY	1	1	0	1	0	0	0	0	0	0	2	50.0	ELIAS LINDHOLM	3	1	1	2	0	0	0	0	0	0	5	20.0
BRETT CONNOLLY	4	1	0	1	-1	2	0	0	0	0	5	20.0	BROCK MCGINN	4	1	0	1	-1	0	0	0	0	1	7	14.3
ALEX CHIASSON	3	1	0	1	1	0	0	0	0	0	2	50.0	JACCOB SLAVIN	4	0	1	1	1	2	0	0	0	0	7	0.0
BROOKS ORPIK	4	0	1	1	-4	2	0	0	0	0	2	0.0	LEE STEMPNIK	2	0	1	1	2	2	0	0	0	0	3	0.0
JAKUB VRANA	4	0	1	1	-2	0	0	0	0	0	6	0.0	JOAKIM NORDSTROM	3	0	1	1	3	2	0	0	0	0	3	0.0
EVGENY KUZNETSOV	4	0	1	1	-5	6	0	0	0	0	6	0.0	VALENTIN ZYKOV	1	0	1	1	1	0	0	0	0	0	1	0.0
CHANDLER STEPHENSON	4	0	1	1	0	0	0	0	0	0	2	0.0	PHILLIP DI GIUSEPPE	3	0	1	1	-2	0	0	0	0	0	3	0.0
CHRISTIAN DJOOS	4	0	1	1	1	0	0	0	0	0	1	0.0	HAYDN FLEURY	4	0	1	1	-1	4	0	0	0	0	3	0.0
TAYLOR CHORNEY	1	0	1	1	1	0	0	0	0	0	0	0.0	KLAS DAHLBECK	3	0	0	0	1	4	0	0	0	0	1	0.0
TOM WILSON	4	0	0	0	-4	4	0	0	0	0	6	0.0	LUCAS WALLMARK	2	0	0	0	0	0	0	0	0	0	2	0.0
MADISON BOWEY	3	0	0	0	-2	0	0	0	0	0	4	0.0	JOSH JOORIS	2	0	0	0	-1	2	0	0	0	0	1	0.0
MATT NISKANEN	3	0	0	0	1	0	0	0	0	0	5	0.0	NOAH HANIFIN	4	0	0	0	0	2	0	0	0	0	8	0.0
ANDRE BURAKOVSKY	1	0	0	0	1	0	0	0	0	0	2	0.0	BRETT PESCE	1	0	0	0	0	0	0	0	0	0	2	0.0
													MARCUS KRUGER	2	0	0	0	1	2	0	0	0	0	1	0.0
													TREVOR VAN RIEMSDYK	4	0	0	0	-2	0	0	0	0	0	5	0.0

GOALTENDER	GP	MIN	GA	GAA	SO	W	L	OT	SA	SV%	GOALTENDER	GP	MIN	GA	GAA	SO	W	L	OT	SA	SV%
BRADEN HOLTBY	3	179	9	3.02	0	1	2	0	99	.909	SCOTT DARLING	2	119	2	1.00	0	2	0	0	49	.959
PHILIPP GRUBAUER	1	60	3	3.00	0	1	0	0	39	.923	CAM WARD	2	121	9	4.44	0	0	1	1	53	.830

POWER PLAY: 1 - 11 (9%)

PENALTY KILLING: 8 - 11 (72.7%)

POWER PLAY: 3 - 11 (27%)

PENALTY KILLING: 10 - 11 (90.9%)

# Chicago Blackhawks

## CLUB INFORMATION

**Founded**.....1926-27  
**Home Arena**.....United Center (19,717)  
**Stanley Cups**.....6 (most recent, 2015)  
**President & CEO**.....John F. McDonough  
**Senior Vice President/General Manager**.....Stan Bowman  
**Head Coach**.....Joel Quenneville  
**Assistant Coaches**.....Kevin Dineen, Ulf Samuelsson, Don Granato  
**Vice President of Communications**.....Adam Rogowin  
**2017-18 Record**.....33-39-10 (76 points)  
**2017-18 Finish**.....7th, Central Division  
**2017-18 Playoffs**.....DNQ

United Center  
 1901 W. Madison  
 Chicago, IL 60612  
 312.455.7000  
 Fax: 312.455.7041  
 @NHLBlackhawks



## 2018-19 MEETINGS

Nov. 21 at Washington  
 Jan. 20 at Chicago

## ALL-TIME SERIES HISTORY

TOTALS										HOME										AWAY									
YEAR	GP	W	L	T	OT	PTS	GF	GA		GP	W	L	T	OT	PTS	GF	GA			GP	W	L	T	OT	PTS	GF	GA		
74-75	4	1	3	0	-	2	11	22		2	1	1	0	-	2	6	9			2	0	2	0	-	0	5	13		
75-76	4	2	2	0	-	4	15	17		2	1	1	0	-	2	6	8			2	1	1	0	-	2	9	9		
76-77	4	1	2	1	-	3	19	18		2	1	1	0	-	2	11	9			2	0	1	1	-	1	8	9		
77-78	4	0	3	1	-	1	7	16		2	0	1	1	-	1	4	8			2	0	2	0	-	0	3	8		
78-79	4	1	2	1	-	3	11	12		2	1	1	0	-	2	6	5			2	0	1	1	-	1	5	7		
79-80	4	2	2	0	-	4	14	13		2	2	0	0	-	4	12	4			2	0	2	0	-	0	2	9		
80-81	4	1	1	2	-	4	13	15		2	1	0	1	-	3	7	5			2	0	1	1	-	1	6	10		
81-82	3	1	2	0	-	2	12	15		2	1	1	0	-	2	9	8			1	0	1	0	-	0	3	7		
82-83	3	2	0	1	-	5	13	9		1	1	0	0	-	2	4	2			2	1	0	1	-	3	9	7		
83-84	3	1	1	1	-	3	9	9		2	1	0	1	-	3	7	5			1	0	1	0	-	0	2	4		
84-85	3	3	0	0	-	6	13	5		1	1	0	0	-	2	5	0			2	2	0	0	-	4	8	5		
85-86	3	2	1	0	-	4	16	13		2	1	1	0	-	2	12	11			1	1	0	0	-	2	4	2		
86-87	3	1	1	1	-	3	10	11		1	1	0	0	-	2	3	2			2	0	1	1	-	1	7	9		
87-88	3	2	1	0	-	4	12	10		2	2	0	0	-	4	8	5			1	0	1	0	-	0	4	5		
88-89	3	2	1	0	-	4	14	13		1	1	0	0	-	2	6	3			2	1	1	0	-	2	8	10		
89-90	3	1	2	0	-	2	6	4		2	1	1	0	-	2	6	3			1	0	1	0	-	0	0	1		
90-91	3	0	3	0	-	0	7	10		1	0	1	0	-	0	3	4			2	0	2	0	-	0	4	6		
91-92	2	0	2	0	-	0	4	11		1	0	1	0	-	0	2	7			1	0	1	0	-	0	2	4		
92-93	3	1	1	1	-	3	8	9		2	1	0	1	-	3	6	3			1	0	1	0	-	0	2	6		
93-94	2	2	0	0	-	4	10	4		1	1	0	0	-	2	4	1			1	1	0	0	-	2	6	3		
94-95										Teams did not meet in 1994-95																			
95-96	2	1	1	0	-	2	4	6		1	0	1	0	-	0	1	4			1	1	0	0	-	2	3	2		
96-97	2	0	2	0	-	0	5	10		1	0	1	0	-	0	2	5			1	0	1	0	-	0	3	5		
97-98	2	2	0	0	-	4	5	2		1	1	0	0	-	2	3	2			1	1	0	0	-	2	2	0		
98-99	2	1	1	0	-	2	5	5		1	0	1	0	-	0	2	4			1	1	0	0	-	2	3	1		
99-00	2	1	0	1	0	3	7	6		1	0	0	1	0	1	2	2			1	1	0	0	0	2	5	4		
00-01	2	0	2	0	0	0	3	6		1	0	1	0	0	0	2	3			1	0	1	0	0	0	1	3		
01-02	1	1	0	0	0	2	3	1		1	1	0	0	0	2	3	1			0	0	0	0	0	0	0	0		
02-03	1	0	0	1	0	1	2	2		0	0	0	0	0	0	0	0			1	0	0	1	0	1	2	2		
03-04	2	1	1	0	0	2	7	4		1	0	1	0	0	0	3	4			1	1	0	0	0	2	4	0		
05-06	1	0	0	-	1	1	3	4		1	0	0	-	1	1	3	4			0	0	0	-	0	0	0	0		
06-07										Teams did not meet in 2006-07																			
07-08	1	0	1	-	0	0	0	5		0	0	0	-	0	0	0	0			1	0	1	-	0	0	0	5		
08-09	1	1	0	-	0	2	4	2		1	1	0	-	0	2	4	2			0	0	0	-	0	0	0	0		
09-10	1	1	0	-	0	2	4	3		0	0	0	-	0	0	0	0			1	1	0	-	0	2	4	3		
10-11	1	1	0	-	0	2	4	3		1	1	0	-	0	2	4	3			0	0	0	-	0	0	0	0		
11-12	1	0	1	-	0	0	2	5		0	0	0	-	0	0	0	0			1	0	1	-	0	0	2	5		
12-13										Teams did not meet in 2012-13																			
13-14	2	1	1	-	0	2	8	6		1	1	0	-	0	2	4	0			1	0	1	-	0	0	4	6		
14-15	2	2	0	-	0	4	6	4		1	1	0	-	0	2	3	2			1	1	0	-	0	2	3	2		
15-16	2	1	1	-	0	2	6	4		1	1	0	-	0	2	4	1			1	0	1	-	0	0	2	3		
16-17	2	2	0	-	0	4	9	2		1	1	0	-	0	2	6	0			1	1	0	-	0	2	3	2		
17-18	2	1	1	-	0	2	7	9		1	1	0	-	0	2	6	2			1	0	1	-	0	0	1	7		
<b>Totals</b>	<b>97</b>	<b>43</b>	<b>42</b>	<b>11</b>	<b>1</b>	<b>98</b>	<b>318</b>	<b>325</b>		<b>49</b>	<b>28</b>	<b>15</b>	<b>5</b>	<b>1</b>	<b>62</b>	<b>179</b>	<b>141</b>			<b>48</b>	<b>15</b>	<b>27</b>	<b>6</b>	<b>0</b>	<b>36</b>	<b>139</b>	<b>184</b>		

## SERIES INFORMATION

All-Time Series (W-L-T-OT)

Current Streak

Last Washington Win

Last Chicago Win

Last Tie

Last Overtime Game

Overtime Record

Last 10 Games (W-L-T-OT)

Longest Unbeaten Streak

Longest Winning Streak

Longest Winless Streak

Longest Losing Streak

Washington Shutouts (Last)

Chicago Shutouts (Last)

Last Washington Hat Trick

Last Chicago Hat Trick

Most Washington Goals

Most Chicago Goals

### Overall

WSH leads, 43-42-11-1

1 CHI win (2/17/18)

12/6/17 (6-2)

2/17/18 (1-7)

11/15/03 (2-2)

11/11/16 (W, 3-2 OT)

3-2-5

7-3-0

6 (1/30/82-1/20/84)

5 (10/14/84-11/5/85)

7 (11/2/77-1/7/79)

5 (10/25/90-1/12/92)

6 (1/13/17)

3 (3/19/08)

M. Grabovski (10/1/13)

D. Savard (1/17/88)

8 (11/5/85)

10 (2/22/75)

### at Washington

WSH leads, 28-15-5-1

7 WSH wins (10/11/08-12/6/17)

12/6/17 (6-2)

1/10/06 (4-3 OT)

12/27/99 (2-2)

3/13/11 (W, 4-3 OT)

1-1-3

8-1-1

7 (10/11/08-12/6/17)

7 (10/11/08-12/6/17)

3 (three times)

2 (five times)

4 (1/13/17)

None

M. Gartner (10/10/87)

S. Ludzik (12/28/85)

8 (11/5/85)

7 (three times)

### at Chicago

WSH trails, 15-27-6-0

1 CHI win (2/17/18)

11/11/16 (3-2 OT)

2/17/18 (1-7)

11/15/03 (2-2)

11/11/16 (W, 3-2 OT)

2-1-2

4-5-1

4 (10/14/84-11/12/86)

3 (two times)

13 (2/8/76-11/3/82)

6 (2/15/89-1/21/93)

2 (2/15/04)

# Chicago Blackhawks

## 2017-18 WASHINGTON CAPITALS VS. CHICAGO BLACKHAWKS

CAPITALS TIED SEASON SERIES, 1-1-0 • CHICAGO 1-1-0

CHICAGO	BLACKHAWKS	CAPITALS	ATTEND	GOALTENDERS	W. GOAL
FEB. 17, 2018	7	1	22,066	BRADEN HOLTBY & PHILIPP GRUBAUER / ANTON FORSBERG	ALEX DEBRINCAT
WASHINGTON	BLACKHAWKS	CAPITALS	ATTEND	GOALTENDERS	W. GOAL
DEC. 6, 2017	2	6	18,506	BRADEN HOLTBY / JEAN-FRANCOIS BERUBE & ANTON FORSBERG	TOM WILSON (EN)

CAPITALS	GP	G	A	P	+/-	PIM	PP	SH	GW	EN	S	%	BLACKHAWKS	GP	G	A	P	+/-	PIM	PP	SH	GW	EN	S	%
TOM WILSON	2	3	2	5	3	16	0	1	0	1	5	60.0	JONATHAN TOEWS	2	2	2	4	2	0	0	0	0	0	5	40.0
ALEX OVECHKIN	2	1	3	4	2	6	0	0	1	0	6	16.7	BRANDON SAAD	2	1	1	2	-2	2	0	0	1	0	9	11.1
NICKLAS BACKSTROM	2	1	2	3	3	0	0	0	0	0	2	50.0	RYAN HARTMAN	2	1	1	2	2	8	0	0	0	0	4	25.0
MATT NISKANEN	2	0	2	2	3	2	0	0	0	0	4	0.0	PATRICK KANE	2	1	1	2	-1	0	0	0	0	0	9	11.1
BRETT CONNOLLY	2	1	0	1	-4	0	1	0	0	0	4	25.0	ALEX DEBRINCAT	2	1	1	2	2	0	0	0	0	0	3	33.3
EVGENY KUZNETSOV	2	1	0	1	0	0	0	0	0	0	3	33.3	VINNIE HINOSTROZA	1	0	2	2	1	2	0	0	0	0	4	0.0
DMITRY ORLOV	2	0	1	1	2	0	0	0	0	0	0	0.0	LANCE BOUMA	2	1	0	1	0	2	0	0	0	0	8	12.5
JOHN CARLSON	2	0	1	1	-4	0	0	0	0	0	4	0.0	ARTEM ANISIMOV	2	1	0	1	-1	0	1	0	0	0	2	50.0
CHRISTIAN DJOOS	2	0	1	1	-2	2	0	0	0	0	2	0.0	NICK SCHMALTZ	2	1	0	1	0	0	0	0	0	0	4	25.0
JAY BEAGLE	2	0	0	0	-2	2	0	0	0	0	1	0.0	BRENT SEABROOK	2	0	1	1	3	0	0	0	0	0	1	0.0
CHANDLER STEPHENSON	2	0	0	0	-1	0	0	0	0	0	1	0.0	MICHAL KEMPNY	1	0	1	1	2	0	0	0	0	0	3	0.0
TRAVIS BOYD	1	0	0	0	0	0	0	0	0	0	0	0.0	CONNOR MURPHY	2	0	1	1	2	5	0	0	0	0	6	0.0
LARS ELLER	2	0	0	0	-3	0	0	0	0	0	3	0.0	PATRICK SHARP	2	0	1	1	2	0	0	0	0	0	7	0.0
ALEX CHIASSON	2	0	0	0	1	0	0	0	0	0	1	0.0	CARL DAHLSTROM	1	0	1	1	2	0	0	0	0	0	1	0.0
T.J. OSHIE	1	0	0	0	-1	0	0	0	0	0	3	0.0	GUSTAV FORSLING	1	0	0	0	-1	0	0	0	0	0	2	0.0
DEVANTE SMITH-PELLY	2	0	0	0	-1	5	0	0	0	0	3	0.0	CODY FRANSON	1	0	0	0	-2	0	0	0	0	0	2	0.0
JAKUB VRANA	1	0	0	0	0	0	0	0	0	0	1	0.0	DUNCAN KEITH	2	0	0	0	-2	0	0	0	0	0	8	0.0
BROOKS ORPIK	2	0	0	0	-1	2	0	0	0	0	0	0.0	RICHARD PANIK	1	0	0	0	-1	0	0	0	0	0	2	0.0
MADISON BOWEY	2	0	0	0	-2	2	0	0	0	0	2	0.0	JOHN HAYDEN	1	0	0	0	0	0	0	0	0	0	0	0.0
ANDRE BURAKOVSKY	1	0	0	0	-3	0	0	0	0	0	0	0.0	DAVID KAMPF	1	0	0	0	0	0	0	0	0	0	3	0.0
													JORDAN OESTERLE	1	0	0	0	2	0	0	0	0	0	0	0.0
													JAN RUTTA	1	0	0	0	-2	0	0	0	0	0	0	0.0
													TOMMY WINGELS	2	0	0	0	0	0	0	0	0	0	0	0.0

GOALTENDER	GP	MIN	GA	GAA	SO	W	L	OT	SA	SV%	GOALTENDER	GP	MIN	GA	GAA	SO	W	L	OT	SA	SV%
BRADEN HOLTBY	2	100	8	4.80	0	1	1	0	72	.889	ANTON FORSBERG	2	75	4	3.19	0	1	1	0	30	.867
PHILIPP GRUBAUER	1	20	1	3.00	0	0	0	0	11	.909	JEAN FRANCOIS- BERUBE	1	44	2	2.71	0	0	0	0	14	.857

POWER PLAY: 1 - 5 (20%)

PENALTY KILLING: 7 - 8 (87.5%)

POWER PLAY: 1 - 8 (13%)

PENALTY KILLING: 4 - 5 (80%)

# Colorado Avalanche

## CLUB INFORMATION

**Founded**..... 1972-73 (WHA), 1979-80 (NHL), 1995-96 (Colorado)  
**Home Arena**..... Pepsi Center (17,809)  
**Stanley Cups**..... 2 (most recent, 2001)  
**President & Governor**..... Josh Kroenke  
**Executive Vice President, General Manager & Alt. Governor**..... Joe Sakic  
**Head Coach**..... Jared Bednar  
**Assistant Coaches**..... Ray Bennett, Nolan Pratt  
**Sr. Vice President, Communications & Team Services**..... Jean Martineau  
**2017-18 Record**..... 43-30-9 (95 points)  
**2017-18 Finish**..... 4th, Central Division  
**2017-18 Playoffs**..... W. Conf Quarterfinals (def. by NSH 4-2)

Pepsi Center  
 1000 Chopper Circle  
 Denver, CO 80204  
 303.405.1100  
 Fax: 303.893.0614  
 @Avalanche



## 2018-19 MEETINGS

Nov. 16 at Colorado  
 Feb. 7 at Washington

## ALL-TIME SERIES HISTORY

TOTALS									HOME									AWAY								
YEAR	GP	W	L	T	OT	PTS	GF	GA	GP	W	L	T	OT	PTS	GF	GA	GP	W	L	T	OT	PTS	GF	GA		
79-80	4	1	1	2	-	4	12	8	2	1	0	1	-	3	8	3	2	0	1	1	-	1	4	5		
80-81	4	0	4	0	-	0	17	30	2	0	2	0	-	0	11	17	2	0	2	0	-	0	6	13		
81-82	3	0	2	1	-	1	8	14	2	0	1	1	-	1	8	11	1	0	1	0	-	0	0	3		
82-83	3	1	1	1	-	3	15	13	1	0	1	0	-	0	4	5	2	1	0	1	-	3	11	8		
83-84	3	1	2	0	-	2	10	13	2	1	1	0	-	2	7	7	1	0	1	0	-	0	3	6		
84-85	3	2	1	0	-	4	16	8	1	0	1	0	-	0	3	5	2	2	0	0	-	4	13	3		
85-86	3	3	0	0	-	6	14	8	2	2	0	0	-	4	7	3	1	1	0	0	-	2	7	5		
86-87	3	0	2	1	-	1	8	12	1	0	1	0	-	0	1	4	2	0	1	1	-	1	7	8		
87-88	3	2	1	0	-	4	9	7	2	1	1	0	-	2	7	6	1	1	0	0	-	2	2	1		
88-89	3	2	0	1	-	5	12	6	1	1	0	0	-	2	4	1	2	1	0	1	-	3	8	5		
89-90	3	3	0	0	-	6	19	5	2	2	0	0	-	4	16	5	1	1	0	0	-	2	3	0		
90-91	3	2	1	0	-	4	12	8	1	1	0	0	-	2	5	3	2	1	1	0	-	2	7	5		
91-92	3	3	0	0	-	6	17	7	1	1	0	0	-	2	3	1	2	2	0	0	-	4	14	6		
92-93	3	2	0	1	-	5	14	8	2	1	0	1	-	3	8	4	1	1	0	0	-	2	6	4		
93-94	4	2	2	0	-	4	12	10	2	1	1	0	-	2	5	5	2	1	1	0	-	2	7	5		
94-95	4	2	2	0	-	4	13	15	2	2	0	0	-	4	10	6	2	0	2	0	-	0	3	9		
95-96	2	1	1	0	-	2	5	5	1	1	0	0	-	2	3	1	1	0	1	0	-	0	2	4		
96-97	2	1	1	0	-	2	6	4	1	1	0	0	-	2	6	3	1	0	1	0	-	0	0	1		
97-98	2	0	1	1	-	1	9	10	1	0	0	1	-	1	6	6	1	0	1	0	-	0	3	4		
98-99	2	0	2	0	-	0	3	6	1	0	1	0	-	0	2	3	1	0	1	0	-	0	1	3		
99-00	1	1	0	0	0	2	2	1	1	1	0	0	0	2	2	1	0	0	0	0	0	0	0	0		
00-01	2	1	0	0	1	3	6	5	1	0	0	0	1	1	3	4	1	1	0	0	0	2	3	1		
01-02	1	1	0	0	0	2	3	0	0	0	0	0	0	0	0	0	1	1	0	0	0	2	3	0		
02-03	2	1	0	1	0	3	4	3	1	1	0	0	0	2	2	1	1	0	0	1	0	1	2	2		
03-04	1	0	1	0	0	0	1	4	0	0	0	0	0	0	0	0	1	0	1	0	0	0	1	4		
05-06	Teams did not meet in 2005-06																									
06-07	1	1	0	-	0	2	5	3	0	0	0	-	0	0	0	0	1	1	0	-	0	2	5	3		
07-08	1	1	0	-	0	2	2	1	1	1	0	-	0	2	2	1	0	0	0	-	0	0	0	0		
08-09	1	0	1	-	0	0	1	4	1	0	1	-	0	0	1	4	0	0	0	-	0	0	0	0		
09-10	1	1	0	-	0	2	6	1	0	0	0	-	0	0	0	0	1	1	0	-	0	2	6	1		
10-11	1	0	1	-	0	0	2	3	1	0	1	-	0	0	2	3	0	0	0	-	0	0	0	0		
11-12	1	0	1	-	0	0	1	2	0	0	0	-	0	0	0	0	1	0	1	-	0	0	1	2		
12-13	Teams did not meet in 2012-13																									
13-14	2	0	2	-	0	0	2	9	1	0	1	-	0	0	1	5	1	0	1	-	0	0	1	4		
14-15	2	2	0	-	0	4	5	3	1	1	0	-	0	2	2	1	1	1	0	-	0	2	3	2		
15-16	2	2	0	-	0	4	11	5	1	1	0	-	0	2	7	3	1	1	0	-	0	2	4	2		
16-17	2	2	0	-	0	4	8	3	1	1	0	-	0	2	3	0	1	1	0	-	0	2	5	3		
17-18	2	1	1	-	0	2	7	8	1	1	0	-	0	2	5	2	1	0	1	-	0	0	2	6		
Totals	83	42	31	9	1	94	297	252	41	23	13	4	1	51	154	124	42	19	18	5	0	43	143	128		

## SERIES INFORMATION

All-Time Series (W-L-T-OT)  
 Current Streak  
 Last Washington Win  
 Last Colorado Win  
 Last Tie  
 Last Overtime Game  
 Overtime Record  
 Last 10 Games (W-L-T-OT)  
 Longest Unbeaten Streak  
 Longest Winning Streak  
 Longest Winless Streak  
 Longest Losing Streak  
 Washington Shutouts (Last)  
 Colorado Shutouts (Last)  
 Last Washington Hat Trick  
 Last Colorado Hat Trick  
 Most Washington Goals  
 Most Colorado Goals

### Overall

WSH leads, 42-31-9-1  
 1 WSH wins (12/12/17)  
 12/12/17 (5-2)  
 11/16/17 (2-6)  
 12/16/03 (2-2)  
 12/16/03 (T, 2-2)  
 0-2-5  
 7-3-0  
 9 (12/22/87-11/6/90)  
 6 (11/20/14-3/29/17)  
 9 (1/20/80-2/7/82)  
 6 (11/18/80-1/5/82)  
 5 (3/29/17)  
 2 (10/28/96)  
 P. Bondra (3/6/97)  
 G. Landeskog (11/16/17)  
 12 (2/6/90)  
 11 (2/22/81)

### at Washington

WSH leads, 23-13-4-1  
 4 WSH wins (1/12/15-12/12/17)  
 12/12/17 (5-2)  
 10/12/13 (1-5)  
 11/18/97 (6-6)  
 10/17/00 (L, 4-3)  
 0-2-2  
 6-3-1  
 9 (3/4/88-11/9/93)  
 6 (3/4/88-12/17/91)  
 7 (1/26/80-10/16/83)  
 3 (2/22/81-10/21/81)  
 1 (11/23/85)  
 None  
 P. Bondra (3/6/97)  
 C. Lemieux (11/18/97)  
 12 (2/6/90)  
 11 (2/22/81)

### at Colorado

WSH leads, 19-18-5-0  
 1 COL win (11/16/17)  
 3/29/17 (5-3)  
 11/16/17 (2-6)  
 12/16/03 (2-2)  
 12/16/03 (T, 2-2)  
 0-0-3  
 5-4-1-0  
 5 (12/22/87-11/6/90)  
 3 (three times)  
 6 (1/24/95-3/26/99)  
 6 (1/24/95-3/26/99)  
 4 (3/29/17)  
 2 (10/28/96)  
 None  
 G. Landeskog (11/16/17)  
 10 (11/10/91)  
 7 (3/4/81)





# Colorado Avalanche

## 2017-18 WASHINGTON CAPITALS VS. COLORADO AVALANCHE

CAPITALS TIED SEASON SERIES 1-1-0 • COLORADO 1-1-0

<b>COLORADO</b>	<b>AVALANCHE</b>	<b>CAPITALS</b>	<b>ATTEND</b>	<b>GOALTENDERS</b>	<b>W. GOAL</b>
NOV 16, 2017	6	2	15,070	SEMYON VARLAMOV / PHILIPP GRUBAUER	GABRIEL LANDESKOG
<b>WASHINGTON</b>	<b>AVALANCHE</b>	<b>CAPITALS</b>	<b>ATTEND</b>	<b>GOALTENDERS</b>	<b>W. GOAL</b>
DEC 12, 2017	2	5	18,506	BRADEN HOLTBY / SEMYON VARLAMOV	DEVANTE SMITH-PELLY (EN)

CAPITALS	GP	G	A	P	+/-	PIM	PP	SH	GW	EN	S	%	AVALANCHE	GP	G	A	P	+/-	PIM	PP	SH	GW	EN	S	%
EVGENY KUZNETSOV	2	1	3	4	1	4	1	0	0	0	2	50.0	MIKKO RANTANEN	2	1	4	5	1	0	1	0	0	0	8	12.5
BRETT CONNOLLY	2	2	0	2	0	0	0	0	1	0	2	100.0	NATHAN MACKINNON	2	1	4	5	0	2	0	0	0	0	8	12.5
JOHN CARLSON	2	1	1	2	1	6	0	0	0	0	3	33.3	GABRIEL LANDESKOG	2	3	0	3	-1	0	1	0	0	0	7	42.9
MADISON BOWEY	2	0	2	2	0	2	0	0	0	0	6	0.0	COLIN WILSON	2	2	0	2	2	0	0	0	1	0	5	40.0
MATT NISKANEN	2	1	0	1	1	0	0	0	0	0	5	20.0	CARL SODERBERG	2	0	2	2	0	0	0	0	0	0	4	0.0
JAKUB VRANA	1	1	0	1	0	0	0	0	0	0	1	100.0	TYSON JOST	1	1	0	1	0	0	0	0	0	0	1	100.0
DEVANTE SMITH-PELLY	2	1	0	1	0	2	0	0	0	1	5	20.0	MATT NIETO	2	0	1	1	0	0	0	0	0	0	1	0.0
JAY BEAGLE	2	0	1	1	1	0	0	0	0	0	4	0.0	MARK BARBERIO	2	0	1	1	1	0	0	0	0	0	0	0.0
TOM WILSON	2	0	1	1	0	0	0	0	0	0	3	0.0	SAMUEL GIRARD	2	0	1	1	1	0	0	0	0	0	1	0.0
T.J. OSHIE	1	0	1	1	0	2	0	0	0	0	2	0.0	NIKITA ZADOROV	2	0	0	0	1	8	0	0	0	0	3	0.0
ANDRE BURAKOVSKY	1	0	1	1	0	0	0	0	0	0	0	0.0	ANDREI MIRONOV	1	0	0	0	0	0	0	0	0	0	0	0.0
CHANDLER STEPHENSON	2	0	1	1	1	2	0	0	0	0	0	0.0	ALEXANDER KERFOOT	1	0	0	0	-1	0	0	0	0	0	0	0.0
TAYLOR CHORNEY	1	0	0	0	0	0	0	0	0	0	2	0.0	VLADISLAV KAMENEV	1	0	0	0	0	0	0	0	0	0	0	0.0
CHRISTIAN DJOOS	1	0	0	0	1	0	0	0	0	0	3	0.0	NAIL YAKUPOV	1	0	0	0	0	4	0	0	0	0	0	0.0
NICKLAS BACKSTROM	2	0	0	0	1	0	0	0	0	0	5	0.0	PATRIK NEMETH	1	0	0	0	-2	0	0	0	0	0	0	0.0
LARS ELLER	2	0	0	0	-1	0	0	0	0	0	6	0.0	J.T. COMPHER	2	0	0	0	-2	0	0	0	0	0	2	0.0
NATHAN WALKER	1	0	0	0	-1	2	0	0	0	0	0	0.0	BLAKE COMEAU	2	0	0	0	0	4	0	0	0	0	2	0.0
DMITRY ORLOV	2	0	0	0	1	0	0	0	0	0	0	0.0	ERIK JOHNSON	2	0	0	0	-1	2	0	0	0	0	2	0.0
ALEX CHIASSON	2	0	0	0	0	4	0	0	0	0	1	0.0	CHRIS BIGRAS	1	0	0	0	0	0	0	0	0	0	0	0.0
BROOKS ORPIK	2	0	0	0	-2	4	0	0	0	0	1	0.0	GABRIEL BOURQUE	1	0	0	0	0	0	0	0	0	0	0	0.0
ALEX OVECHKIN	2	0	0	0	1	0	0	0	0	0	6	0.0	SVEN ANDRIGHETTO	2	0	0	0	-2	0	0	0	0	0	7	0.0
													ANTON LINDHOLM	1	0	0	0	1	0	0	0	0	0	0	0.0
													TYSON BARRIE	1	0	0	0	-2	0	0	0	0	0	1	0.0

GOALTENDER	GP	MIN	GA	GAA	SO	W	L	OT	SA	SV%	GOALTENDER	GP	MIN	GA	GAA	SO	W	L	OT	SA	SV%
BRADEN HOLTBY	1	59	2	2.01	0	1	0	0	24	.917	SEMYON VARLAMOV	2	119	6	3.00	0	1	1	0	56	.893
PHILIPP GRUBAUER	1	59	6	6.01	0	0	1	0	28	.786											

POWER PLAY: 1 - 6 (17%)

PENALTY KILLING: 8 - 10 (80%)

POWER PLAY: 2 - 10 (20%)

PENALTY KILLING: 5 - 6 (83.3%)

# Columbus Blue Jackets

## CLUB INFORMATION

**Founded** ..... 2000-01  
**Home Arena** ..... Nationwide Arena (18,144)  
**Stanley Cups** ..... None  
**President of Hockey Operations/Alternate Governor** ..... John Davidson  
**General Manager** ..... Jarmo Kekalainen  
**Head Coach** ..... John Tortorella  
**Assistant Coaches** ..... Brad Larsen, Kenny McCudden, Brad Shaw  
**Vice President of Communications & Team Services** ..... Todd Sharrock  
 2017-18 Record ..... 45-30-7 (97 points)  
 2017-18 Finish ..... 4th, Metropolitan Division  
 2017-18 Playoffs ..... E. Conf. quarterfinals (def. by WSH 4-2)

Nationwide Arena  
 200 W. Nationwide Blvd.  
 Columbus, OH 43215  
 614.246.4625  
 Fax: 614.246.4007  
 @BlueJacketsNHL



## 2018-19 MEETINGS

Nov. 9 at Washington  
 Dec. 8 at Columbus  
 Jan. 12 at Washington  
 Feb. 12 at Columbus

## ALL-TIME SERIES HISTORY

YEAR	TOTALS								HOME								AWAY							
	GP	W	L	T	OT	PTS	GF	GA	GP	W	L	T	OT	PTS	GF	GA	GP	W	L	T	OT	PTS	GF	GA
00-01	1	0	1	0	0	0	1	3	0	0	0	0	0	0	0	0	1	0	1	0	0	0	1	3
01-02	2	2	0	0	0	4	11	5	1	1	0	0	0	2	6	3	1	1	0	0	0	2	5	2
02-03	2	1	0	1	0	3	6	5	1	0	0	1	0	1	2	2	1	1	0	0	0	2	4	3
03-04	1	1	0	0	0	2	5	3	0	0	0	0	0	0	0	0	1	1	0	0	0	2	5	3
05-06	1	1	0	-	0	2	3	2	1	1	0	-	0	2	3	2	0	0	0	-	0	0	0	0
06-07	Teams did not meet in 2006-07																							
07-08	1	1	0	-	0	2	4	3	0	0	0	-	0	0	0	0	1	1	0	-	0	2	4	3
08-09	2	0	2	-	0	0	0	6	1	0	1	-	0	0	0	3	1	0	1	-	0	0	0	3
09-10	2	1	0	-	1	3	7	7	1	0	0	-	1	1	4	5	1	1	0	-	0	2	3	2
10-11	1	1	0	-	0	2	4	3	1	1	0	-	0	2	4	3	0	0	0	-	0	0	0	0
11-12	1	1	0	-	0	2	4	2	0	0	0	-	0	0	0	0	1	1	0	-	0	2	4	2
12-13	Teams did not meet in 2012-13																							
13-14	4	2	2	-	0	4	11	14	2	2	0	-	0	4	8	4	2	0	2	-	0	0	3	10
14-15	5	3	1	-	1	7	19	16	2	1	0	-	1	3	6	5	3	2	1	-	0	4	13	11
15-16	4	3	0	-	1	7	16	9	2	2	0	-	0	4	6	2	2	1	0	-	1	3	10	7
16-17	5	3	1	-	1	7	13	8	3	2	1	-	0	4	9	4	2	1	0	-	1	3	4	4
17-18	4	3	1	-	0	6	12	12	2	2	0	-	0	4	8	5	2	1	1	-	0	2	4	7
Totals	36	23	8	1	4	51	115	98	17	12	2	1	2	27	55	38	19	11	6	0	2	24	60	60

## SERIES INFORMATION

All-Time Series (W-L-T-OT)  
 Current Streak  
 Last Washington Win  
 Last Columbus Win  
 Last Tie  
 Last Overtime Game  
 Overtime Record  
 Last 10 Games (W-L-OT)  
 Longest Unbeaten Streak  
 Longest Winning Streak  
 Longest Winless Streak  
 Longest Losing Streak  
 Washington Shutouts (Last)  
 Columbus Shutouts (Last)  
 Last Washington Hat Trick  
 Last Columbus Hat Trick  
 Most Washington Goals  
 Most Columbus Goals

### Overall

WSH leads, 23-8-1-4  
 1 CBJ win (2/26/18)  
 2/9/18 (1-5)  
 2/26/18 (1-5)  
 1/3/03 (2-2)  
 3/23/17 (W, 2-1 SO)  
 7-1-2  
 7-2-1  
 7 (1/09/02-2/5/08)  
 5 (4/3/10-11/12/13)  
 3 (11/29/08-11/1/09)  
 3 (11/29/08-11/1/09)  
 1 (1/5/17)  
 2 (1/9/09)  
 P. Bondra (11/29/03)  
 None  
 6 (two times)  
 5 (four times)

### at Washington

WSH leads, 12-2-1-2  
 4 WSH wins (1/5/17-2/9/18)  
 2/9/18 (4-2)  
 11/20/16 (2-3)  
 1/3/03 (2-2)  
 3/23/17 (W, 2-1 SO)  
 3-2-1  
 8-1-1  
 4 (two times)  
 4 (two times)  
 2 (1/9/09-11/1/09)  
 2 (1/9/09-11/1/09)  
 1 (1/5/17)  
 1 (1/9/09)  
 None  
 None  
 6 (1/9/02)  
 5 (11/1/09)

### at Columbus

WSH leads, 11-6-0-2  
 1 CBJ win (2/26/18)  
 2/6/18 (3-2)  
 2/26/18 (1-5)  
 None  
 11/15/16 (L, 1-2 OT)  
 3-1-1  
 5-3-2  
 4 (3/23/02-2/5/08)  
 4 (3/23/02-2/5/08)  
 2 (1/17/14-1/30/14)  
 2 (1/17/14-1/30/14)  
 None  
 1 (11/29/08)  
 P. Bondra (11/29/03)  
 None  
 6 (1/19/16)  
 5 (three times)



# Columbus Blue Jackets

## 2017-18 WASHINGTON CAPITALS VS. COLUMBUS BLUE JACKETS

CAPITALS WON SEASON SERIES 3-1-0 • COLUMBUS 1-3-0

COLUMBUS	BLUE JACKETS	CAPITALS	ATTEND	GOALTENDERS	W. GOAL
FEB 6, 2018	2	3	16,419	BRADEN HOLTBY / SERGEI BOBROVSKY	NICKLAS BACKSTROM
FEB 26, 2018	5	1	17,386	SERGEI BOBROVSKY / PHILLIP GRUBAUER & BRADEN HOLTBY	CAM ATKINSON (EN)
WASHINGTON	BLUE JACKETS	CAPITALS	ATTEND	GOALTENDERS	W. GOAL
DEC 2, 2017	3	4	18,506	BRADEN HOLTBY / SERGEI BOBROVSKY	EVGENY KUZNETSOV
FEB 9, 2018	2	4	18,506	BRADEN HOLTBY / SERGEI BOBROVSKY	LARS ELLER

CAPITALS	GP	G	A	P	+/-	PIM	PP	SH	GW	EN	S	%	BLUE JACKETS	GP	G	A	P	+/-	PIM	PP	SH	GW	EN	S	%
JOHN CARLSON	4	2	3	5	0	0	1	0	0	0	8	25.0	SETH JONES	4	1	4	5	3	0	1	0	0	0	22	4.5
EVGENY KUZNETSOV	4	2	2	4	0	2	0	0	1	0	9	22.2	ARTEMI PANARIN	4	3	1	4	3	2	1	0	0	0	11	27.3
ALEX OVECHKIN	4	2	2	4	-4	0	2	0	0	0	20	10.0	PIERRE-LUC DUBOIS	4	1	2	3	1	0	0	0	0	0	11	9.1
T.J. OSHIE	4	0	4	4	0	0	0	0	0	0	3	0.0	CAM ATKINSON	4	1	2	3	1	0	0	1	0	1	14	7.1
LARS ELLER	4	1	2	3	1	0	1	0	0	0	6	16.7	MATT CALVERT	4	1	2	3	-1	10	0	1	0	0	4	25.0
NICKLAS BACKSTROM	4	1	2	3	-4	4	0	0	1	0	3	33.3	BRANDON DUBINSKY	4	1	1	2	-2	0	0	0	0	0	5	20.0
DEVANTE SMITH PELLY	4	0	2	2	0	0	0	0	0	0	4	0.0	ALEXANDER WENNBERG	4	0	2	2	3	0	0	0	0	0	3	0.0
MATT NISKANEN	4	0	2	2	-2	2	0	0	0	0	6	0.0	ZACH WERENSKI	4	1	0	1	0	0	0	0	0	0	12	8.3
BRETT CONNOLLY	4	1	0	1	-1	2	0	0	0	0	1	100.0	DAVID SAVARD	4	1	0	1	-2	0	0	0	0	0	7	14.3
TOM WILSON	4	1	0	1	-2	11	0	0	0	0	5	20.0	MARK LETESTU	1	1	0	1	1	0	0	0	0	0	2	50.0
ALEX CHIASOON	3	1	0	1	-1	0	0	0	0	0	1	100.0	SONNY MILANO	2	1	0	1	1	0	0	0	1	0	2	50.0
JAY BEAGLE	4	1	0	1	0	0	0	0	1	0	3	33.3	MARKUS NUTIVAARA	2	0	1	1	1	2	0	0	0	0	3	0.0
BROOKS ORPIK	4	0	1	1	3	2	0	0	0	0	0	0.0	LUKAS SEDLAK	4	0	1	1	0	2	0	0	0	0	1	0.0
JAKUB VRANA	3	0	1	1	1	2	0	0	0	0	6	0.0	NICK FOLIGNO	3	0	0	0	2	2	0	0	0	0	7	0.0
CHANDLER STEPHENSON	4	0	1	1	2	0	0	0	0	0	3	0.0	OLIVER BJORKSTRAND	4	0	0	0	-2	0	0	0	0	0	7	0.0
CHRISTIAN DJOOS	4	0	1	1	-2	0	0	0	0	0	3	0.0	IAN COLE	1	0	0	0	1	0	0	0	0	0	2	0.0
MADISON BOWEY	3	0	0	0	0	0	0	0	0	0	2	0.0	JACK JOHNSON	4	0	0	0	1	0	0	0	0	0	3	0.0
ANDRE BURAKOVSKY	2	0	0	0	-1	0	0	0	0	0	2	0.0	RYAN MURRAY	1	0	0	0	0	2	0	0	0	0	1	0.0
MICHAL KEMPNY	1	0	0	0	-1	0	0	0	0	0	2	0.0	SCOTT HARRINGTON	1	0	0	0	0	0	0	0	0	0	1	0.0
DMITRY ORLOV	4	0	0	0	0	2	0	0	0	0	4	0.0	GABRIEL CARLSSON	1	0	0	0	0	0	0	0	0	0	3	0.0
													JUSSI JOKINEN	2	0	0	0	0	0	0	0	0	0	1	0.0
													BOONE JENNER	4	0	0	0	-2	4	0	0	0	0	5	0.0
													JOSH ANDERSON	4	0	0	0	-1	7	0	0	0	0	15	0.0
													DEAN KUKAN	2	0	0	0	0	2	0	0	0	0	4	0.0

GOALTENDER	GP	MIN	GA	GAA	SO	W	L	OT	SA	SV%	GOALTENDER	GP	MIN	GA	GAA	SO	W	L	OT	SA	SV%
BRADEN HOLTBY	4	199	11	3.32	0	3	1	0	127	.913	SERGEI BOBROVSKY	4	237	12	3.04	0	1	3	0	91	.868
PHILIPP GRUBAUER	1	39	0	.00	0	0	0	0	18	1.000											

POWER PLAY: 4 - 10 (40%)

PENALTY KILLING: 8 - 10 (80%)

POWER PLAY: 2 - 10 (20%)

PENALTY KILLING: 6 - 10 (60%)

# Dallas Stars

## CLUB INFORMATION

**Founded**.....1967-68 (Minnesota), 1993-94 (Dallas)  
**Home Arena**.....American Airlines Center (18,532)  
**Stanley Cups**.....1 (1999)  
**General Manager**.....Jim Nill  
**Head Coach**.....Jim Montgomery  
**Assistant Coaches**.....Stu Barnes, Rick Bowness, Todd Nelson  
**Vice President of Communications**.....Tom Holy  
**2017-18 Record**.....42-32-8 (92 points)  
**2017-18 Finish**.....6th, Central Division  
**2017-18 Playoffs**.....DNQ

American Airlines Center  
 2500 Victory Avenue  
 Dallas, TX 75219  
 214.387.5500  
 Fax: 214.387.5564  
 @DallasStars



## 2018-19 MEETINGS

Nov. 3 at Washington  
 Jan. 4 at Dallas

## ALL-TIME SERIES HISTORY

YEAR	TOTALS								HOME								AWAY							
	GP	W	L	T	OT	PTS	GF	GA	GP	W	L	T	OT	PTS	GF	GA	GP	W	L	T	OT	PTS	GF	GA
74-75	4	0	3	1	-	1	9	21	2	0	1	1	-	1	5	9	2	0	2	0	-	0	4	12
75-76	4	0	2	2	-	2	11	17	2	0	0	2	-	2	5	5	2	0	2	0	-	0	6	12
76-77	4	1	1	2	-	4	12	14	2	1	0	1	-	3	7	4	2	0	1	1	-	1	5	10
77-78	4	1	2	1	-	3	8	14	2	1	1	0	-	2	2	5	2	0	1	1	-	1	6	9
78-79	4	2	2	0	-	4	10	18	2	1	1	0	-	2	6	10	2	1	1	0	-	2	4	8
79-80	4	0	3	1	-	1	10	18	2	0	2	0	-	0	7	9	2	0	1	1	-	1	3	9
80-81	4	0	3	1	-	1	6	11	2	0	1	1	-	1	4	5	2	0	2	0	-	0	2	6
81-82	3	0	2	1	-	1	8	17	1	0	1	0	-	0	1	6	2	0	1	1	-	1	7	11
82-83	3	1	1	1	-	3	8	8	2	1	1	0	-	2	4	4	1	0	0	1	-	1	4	4
83-84	3	3	0	0	-	6	15	2	1	1	0	0	-	2	5	1	2	2	0	0	-	4	10	1
84-85	3	2	0	1	-	5	12	8	2	1	0	1	-	3	9	6	1	1	0	0	-	2	3	2
85-86	3	2	1	0	-	4	16	13	1	1	0	0	-	2	7	5	2	1	1	0	-	2	9	8
86-87	3	2	0	1	-	5	14	6	2	2	0	0	-	4	12	4	1	0	0	1	-	1	2	2
87-88	3	2	0	1	-	5	10	4	1	1	0	0	-	2	4	1	2	1	0	1	-	3	6	3
88-89	3	1	1	1	-	3	11	10	2	1	1	0	-	2	7	6	1	0	0	1	-	1	4	4
89-90	3	3	0	0	-	6	13	9	1	1	0	0	-	2	5	3	2	2	0	0	-	4	8	6
90-91	3	1	1	1	-	3	7	8	2	1	0	1	-	3	5	3	1	0	1	0	-	0	2	5
91-92	3	1	2	0	-	2	8	10	2	0	2	0	-	0	4	8	1	1	0	0	-	2	4	2
92-93	2	1	1	0	-	2	7	7	1	0	1	0	-	0	4	5	1	1	0	0	-	2	3	2
93-94	2	0	2	0	-	0	5	12	1	0	1	0	-	0	3	6	1	0	1	0	-	0	2	6
94-95	Teams did not meet in 1994-95																							
95-96	2	2	0	0	-	4	6	4	1	1	0	0	-	2	2	1	1	1	0	0	-	2	4	3
96-97	2	0	2	0	-	0	5	10	1	0	1	0	-	0	2	5	1	0	1	0	-	0	3	5
97-98	2	0	2	0	-	0	4	6	1	0	1	0	-	0	3	4	1	0	1	0	-	0	1	2
98-99	2	1	1	0	-	2	2	5	1	1	0	0	-	2	2	1	1	0	1	0	-	0	0	4
99-00	2	0	1	1	0	1	3	4	1	0	0	1	0	1	2	2	1	0	1	0	0	0	1	2
00-01	1	0	1	0	0	0	0	3	0	0	0	0	0	0	0	0	1	0	1	0	0	0	0	3
01-02	2	1	1	0	0	2	5	7	1	0	1	0	0	0	2	5	1	1	0	0	0	2	3	2
02-03	2	0	2	0	0	0	3	11	1	0	1	0	0	0	1	6	1	0	1	0	0	0	2	5
03-04	1	0	1	0	0	0	2	4	0	0	0	0	0	0	0	0	1	0	1	0	0	0	2	4
05-06	1	0	1	-	0	0	1	4	0	0	0	-	0	0	0	0	1	0	1	-	0	0	1	4
06-07	1	1	0	-	0	2	4	3	1	1	0	-	0	2	4	3	0	0	0	-	0	0	0	0
07-08	Teams did not meet in 2007-08																							
08-09	1	1	0	-	0	2	6	5	0	0	0	-	0	0	0	0	1	1	0	-	0	2	6	5
09-10	1	0	0	-	1	1	3	3	1	0	0	-	1	1	3	3	0	0	0	-	0	0	0	0
10-11	1	0	1	-	0	0	1	2	0	0	0	-	0	0	0	0	1	0	1	-	0	0	1	2
11-12	1	0	1	-	0	0	2	5	1	0	1	-	0	0	2	5	0	0	0	-	0	0	0	0
12-13	Teams did not meet in 2012-13																							
13-14	2	0	2	-	0	0	1	7	1	0	1	-	0	0	0	5	1	0	1	-	0	0	1	2
14-15	2	0	2	-	0	0	6	9	1	0	1	-	0	0	2	4	1	0	1	-	0	0	4	5
15-16	2	0	2	-	0	0	5	7	1	0	1	-	0	0	2	3	1	0	1	-	0	0	3	4
16-17	2	1	1	-	0	2	6	7	1	0	1	-	0	0	2	4	1	1	0	-	0	2	4	3
17-18	2	2	0	-	0	4	8	6	1	1	0	-	0	2	4	3	1	1	0	-	0	2	4	3
Totals	97	32	48	16	1	81	273	339	48	17	22	8	1	43	139	159	49	15	26	8	0	38	134	180

## SERIES INFORMATION

All-Time Series (W-L-T-OT)  
 Current Streak  
 Last Washington Win  
 Last Dallas Win  
 Last Tie  
 Last Overtime Game  
 Overtime Record  
 Last 10 Games (W-L-T-OT)  
 Longest Unbeaten Streak  
 Longest Winning Streak  
 Longest Winless Streak  
 Longest Losing Streak  
 Washington Shutouts (Last)  
 Dallas Shutouts (Last)  
 Last Washington Hat Trick  
 Last Dallas Hat Trick  
 Most Washington Goals  
 Most Dallas Goals

### Overall

WSH trails, 32-48-16-1  
 2 WSH wins (12/19/17-3/20/18)  
 3/20/18 (4-3)  
 3/6/17 (2-4)  
 11/17/99 (2-2)  
 12/19/17 (W, 4-3)  
 6-1-7  
 3-7-0  
 10 (1/21/86-1/30/89)  
 4 (2/3/83-3/21/84)  
 13 (11/3/79-12/16/82)  
 9 (3/8/10-2/13/16)  
 2 (2/20/88)  
 6 (4/1/14)  
 None  
 R. Eriksson (11/27/76)  
 8 (10/24/86)  
 7 (four times)

### at Washington

WSH trails, 17-22-8-1  
 1 WSH win (3/20/18)  
 3/20/18 (4-3)  
 3/6/17 (2-4)  
 11/17/99 (2-2)  
 3/8/10 (L, 4-3 SO)  
 1-0-4  
 2-7-1  
 9 (2/3/83-11/15/88)  
 6 (1/14/85-11/15/88)  
 6 (two times)  
 6 (3/8/10-3/6/17)  
 None  
 2 (4/1/14)  
 None  
 None  
 8 (10/24/86)  
 6 (four times)

### at Dallas

WSH trails, 15-26-8-0  
 2 WSH wins (1/21/17-12/19/17)  
 12/19/17 (4-3 OT)  
 2/13/16 (3-4)  
 1/30/89 (4-4)  
 12/19/17 (W, 4-3)  
 5-1-3  
 3-7-0  
 7 (1/25/86-3/18/90)  
 3 (2/13/84-12/12/84)  
 8 (two times)  
 5 (two times)  
 2 (2/20/88)  
 4 (10/14/00)  
 None  
 R. Eriksson (11/27/76)  
 6 (three times)  
 7 (four times)





# Dallas Stars

## 2017-18 WASHINGTON CAPITALS VS. DALLAS STARS

CAPITALS WON SEASON SERIES 2-0-0 • DALLAS 0-1-1

DALLAS	STARS	CAPITALS	ATTEND	GOALTENDERS	W. GOAL
DEC. 19, 2017	3	4	18,112	BRADEN HOLTBY / BEN BISHOP	ANDRE BURAKOVSKY (OT)

WASHINGTON	STARS	CAPITALS	ATTEND	GOALTENDERS	W. GOAL
MARCH. 20, 2018	3	4	18,506	KARI LEHTONEN / BRADEN HOLTBY	JOHN CARLSON

CAPITALS	GP	G	A	P	+/-	PIM	PP	SH	GW	EN	S	%	STARS	GP	G	A	P	+/-	PIM	PP	SH	GW	EN	S	%
LARS ELLER	2	0	4	4	4	0	0	0	0	0	3	0.0	ALEXANDER RADULOV	2	2	2	4	0	6	0	0	0	0	6	33.3
ANDRE BURAKOVSKY	2	2	1	3	3	0	0	0	1	0	3	66.7	JAMIE BENN	2	2	1	3	3	2	1	0	0	0	10	20.0
ALEX OVECHKIN	2	1	2	3	1	2	1	0	0	0	10	10.0	JOHN KLINGBERG	2	0	3	3	0	0	0	0	0	0	6	0.0
JOHN CARLSON	2	1	2	3	3	2	0	0	1	0	7	14.3	TYLER SEGUIN	2	1	0	1	-1	0	1	0	0	0	12	8.3
BRETT CONNOLLY	2	1	1	2	2	0	0	0	0	0	3	33.3	GEMEL SMITH	2	1	0	1	0	0	0	0	0	0	2	50.0
T.J. OSHIE	2	1	1	2	0	0	0	0	0	0	3	33.3	DAN HAMHUIS	2	0	1	1	-2	0	0	0	0	0	3	0.0
DMITRY ORLOV	2	1	0	1	0	0	0	0	0	0	2	50.0	JASON SPEZZA	1	0	1	1	-1	0	0	0	0	0	2	0.0
MATT NISKANEN	2	1	0	1	-1	0	0	0	0	0	5	20.0	GREG PATERYN	2	0	1	1	-2	0	0	0	0	0	2	0.0
NICKLAS BACKSTROM	2	0	1	1	-1	4	0	0	0	0	5	0.0	JULIUS HONKA	2	0	0	0	0	0	0	0	0	0	1	0.0
JAY BEAGLE	2	0	0	0	0	0	0	0	0	0	1	0.0	MARTIN HANZAL	1	0	0	0	0	0	0	0	0	0	0	0.0
TRAVIS BOYD	1	0	0	0	1	0	0	0	0	0	0	0.0	RADEK FAKSA	2	0	0	0	-1	2	0	0	0	0	3	0.0
ALEX CHIASOON	1	0	0	0	0	0	0	0	0	0	1	0.0	ANTOINE ROUSSEL	2	0	0	0	0	6	0	0	0	0	2	0.0
TOM WILSON	2	0	0	0	-1	8	0	0	0	0	7	0.0	CURTIS MCKENZIE	1	0	0	0	0	0	0	0	0	0	2	0.0
MADISON BOWEY	1	0	0	0	0	0	0	0	0	0	0	0.0	REMI ELIE	2	0	0	0	-1	0	0	0	0	0	1	0.0
BROOKS ORPIK	2	0	0	0	-1	2	0	0	0	0	1	0.0	JASON DICKINSON	1	0	0	0	-1	0	0	0	0	0	0	0.0
JAKUB VRANA	2	0	0	0	0	2	0	0	0	0	4	0.0	TYLER PITLICK	2	0	0	0	0	0	0	0	0	0	2	0.0
MICHAL KEMPNY	1	0	0	0	0	2	0	0	0	0	0	0.0	STEPHEN JOHNS	2	0	0	0	0	0	0	0	0	0	3	0.0
DEVANTE SMITH-PELLY	1	0	0	0	0	0	0	0	0	0	0	0.0	ESA LINDELL	2	0	0	0	-1	0	0	0	0	0	2	0.0
EVGENY KUZNETSOV	1	0	0	0	-1	0	0	0	0	0	2	0.0	DEVIN SHORE	2	0	0	0	-2	0	0	0	0	0	1	0.0
CHANDLER STEPHENSON	2	0	0	0	0	0	0	0	0	0	2	0.0	MATTIAS JANMARK	2	0	0	0	-3	0	0	0	0	0	3	0.0
CHRISTIAN DJOOS	2	0	0	0	3	0	0	0	0	0	1	0.0													

GOALTENDER	GP	MIN	GA	GAA	SO	W	L	OT	SA	SV%	GOALTENDER	GP	MIN	GA	GAA	SO	W	L	OT	SA	SV%
BRADEN HOLTBY	2	122	6	2.95	0	2	0	0	63	.905	KARI LEHTONEN	1	59	4	4.02	0	0	1	0	32	.875
											BEN BISHOP	1	61	4	3.88	0	0	0	1	28	.857

POWER PLAY: 1 - 6 (17%)

PENALTY KILLING: 6 - 8 (75%)

POWER PLAY: 2 - 8 (25%)

PENALTY KILLING: 5 - 6 (83.3%)

# Detroit Red Wings

## CLUB INFORMATION

**Founded**.....1926-27  
**Home Arena**.....Little Caesars Arena (TBD)  
**Stanley Cups**.....11 (most recent, 2008)  
**Executive Vice President, General Manager**.....Ken Holland  
**Head Coach**.....Jeff Blashill  
**Assistant Coaches**.....Dan Bylsma, Doug Houda, Pat Ferschweiler, Adam Nightingale  
**Director of Public Relations**.....Todd Beam  
**2017-18 Record**.....30-39-13 (73 points)  
**2017-18 Finish**.....5th, Atlantic Division  
**2017-18 Playoffs**.....DNQ

Little Caesars Arena  
 2645 Woodward Avenue  
 Detroit, MI 48201  
 313.471.7000  
 Fax: 313.567.0296  
 @DetroitRedWings



## 2018-19 MEETINGS

Nov. 23 at Washington  
 Dec. 11 at Washington  
 Jan. 6 at Detroit

## ALL-TIME SERIES HISTORY

YEAR	TOTALS									HOME									AWAY								
	GP	W	L	T	OT	PTS	GF	GA		GP	W	L	T	OT	PTS	GF	GA		GP	W	L	T	OT	PTS	GF	GA	
74-75	6	1	5	0	-	2	20	33		3	1	2	0	-	2	11	14		3	0	3	0	-	0	9	19	
75-76	6	3	3	0	-	6	24	25		3	2	1	0	-	4	16	13		3	1	2	0	-	2	8	12	
76-77	6	3	0	3	-	9	20	10		3	2	0	1	-	5	12	4		3	1	0	2	-	4	8	6	
77-78	6	1	4	1	-	3	12	23		3	1	2	0	-	2	7	12		3	0	2	1	-	1	5	11	
78-79	8	2	3	3	-	7	25	25		4	1	2	1	-	3	12	12		4	1	1	2	-	4	13	13	
79-80	4	1	2	1	-	3	10	12		2	1	1	0	-	2	7	6		2	0	1	1	-	1	3	6	
80-81	4	2	1	1	-	5	20	14		2	1	1	0	-	2	11	7		2	1	0	1	-	3	9	7	
81-82	3	1	0	2	-	4	14	11		2	1	0	1	-	3	9	6		1	0	0	1	-	1	5	5	
82-83	3	2	1	0	-	4	17	12		1	1	0	0	-	2	5	2		2	1	1	0	-	2	12	10	
83-84	3	1	2	0	-	2	6	9		2	1	1	0	-	2	5	5		1	0	1	0	-	0	1	4	
84-85	3	2	1	0	-	4	11	6		1	1	0	0	-	2	4	0		2	1	1	0	-	2	7	6	
85-86	3	2	1	0	-	4	8	13		2	2	0	0	-	4	8	6		1	0	1	0	-	0	0	7	
86-87	3	2	0	1	-	5	13	6		1	1	0	0	-	2	8	2		2	1	0	1	-	3	5	4	
87-88	3	0	2	1	-	1	3	9		2	0	1	1	-	1	2	3		1	0	1	0	-	0	1	6	
88-89	3	1	1	1	-	3	10	10		1	0	1	0	-	0	3	4		2	1	0	1	-	3	7	6	
89-90	3	3	0	0	-	6	16	8		2	2	0	0	-	4	11	5		1	1	0	0	-	2	5	3	
90-91	3	3	0	0	-	6	11	7		1	1	0	0	-	2	6	4		2	2	0	0	-	4	5	3	
91-92	3	0	3	0	-	0	9	14		1	0	1	0	-	0	4	5		2	0	2	0	-	0	5	9	
92-93	3	2	1	0	-	4	13	10		1	0	1	0	-	0	5	7		2	2	0	0	-	4	8	3	
93-94	2	1	0	1	-	3	8	5		1	1	0	0	-	2	6	3		1	0	0	1	-	1	2	2	
94-95	Teams did not meet in 1994-95																										
95-96	2	0	2	0	-	0	5	8		1	0	1	0	-	0	2	4		1	0	1	0	-	0	3	4	
96-97	2	0	2	0	-	0	4	7		1	0	1	0	-	0	0	2		1	0	1	0	-	0	4	5	
97-98	2	0	2	0	-	0	2	6		1	0	1	0	-	0	2	4		1	0	1	0	-	0	0	2	
98-99	1	0	1	0	-	0	2	3		1	0	1	0	-	0	2	3		0	0	0	0	-	0	0	0	
99-00	2	1	0	1	0	3	6	4		1	0	0	1	0	1	2	2		1	1	0	0	0	2	4	2	
00-01	2	1	0	0	1	3	7	4		1	1	0	0	0	2	6	2		1	0	0	0	1	1	1	2	
01-02	1	0	1	0	0	0	1	3		0	0	0	0	0	0	0	0		1	0	1	0	0	0	1	3	
02-03	1	0	1	0	0	0	1	5		1	0	1	0	0	0	1	5		0	0	0	0	0	0	0	0	
03-04	2	1	1	0	0	2	5	6		1	0	1	0	0	0	1	5		1	1	0	0	0	2	4	1	
05-06	1	0	1	-	0	0	3	4		1	0	1	-	0	0	3	4		0	0	0	-	0	0	0	0	
06-07	Teams did not meet in 2006-07																										
07-08	1	0	0	-	1	1	3	3		0	0	0	-	0	0	0	0		1	0	0	-	1	1	3	3	
08-09	1	1	0	-	0	2	4	2		1	1	0	-	0	2	4	2		0	0	0	-	0	0	0	0	
09-10	2	1	1	-	0	2	5	5		1	1	0	-	0	2	3	2		1	0	1	-	0	0	2	3	
10-11	1	0	1	-	0	0	2	3		0	0	0	-	0	0	0	0		1	0	1	-	0	0	2	3	
11-12	2	2	0	-	0	4	12	4		1	1	0	-	0	2	7	1		1	1	0	-	0	2	5	3	
12-13	Teams did not meet in 2012-13																										
13-14	3	2	0	-	1	5	12	11		1	1	0	-	0	2	6	5		2	1	0	-	1	3	6	6	
14-15	3	2	1	-	0	4	7	6		2	1	1	-	0	2	5	5		1	1	0	-	0	2	2	1	
15-16	3	2	1	-	0	4	4	4		1	1	0	-	0	2	3	2		2	1	1	-	0	2	2	2	
16-17	3	2	0	-	1	5	9	6		2	2	0	-	0	4	7	3		1	0	0	-	1	1	2	3	
17-18	3	2	0	-	1	5	9	8		1	0	0	-	1	1	4	5		2	2	0	-	0	4	5	3	
Totals	116	50	45	16	5	121	373	364		57	29	22	5	1	64	210	176		59	21	23	11	4	57	164	188	

## SERIES INFORMATION

All-Time Series (W-L-T-OT)  
 Current Streak  
 Last Washington Win  
 Last Detroit Win  
 Last Tie  
 Last Overtime Game  
 Overtime Record  
 Last 10 Games (W-L-OT)  
 Longest Unbeaten Streak  
 Longest Winning Streak  
 Longest Winless Streak  
 Longest Losing Streak  
 Washington Shutouts (Last)  
 Detroit Shutouts (Last)  
 Last Washington Hat Trick  
 Last Detroit Hat Trick  
 Most Washington Goals  
 Most Detroit Goals

**Overall**  
 WSH leads, 50-45-16-5  
 1 WSH win (3/22/18)  
 3/22/18 (1-0)  
 2/11/18 (4-5 OT)  
 3/3/00 (2-2)  
 2/11/18 (L, 4-5 OT)  
 6-4-10  
 7-1-2  
 9 (3/30/76-12/23/77)  
 6 (11/29/89-1/22/91)  
 9 (3/25/94-3/3/00)  
 7 (1/13/96-10/13/98)  
 5 (3/22/18)  
 7 (11/10/15)  
 R. Zednik (10/31/00)  
 G. Nyquist (2/2/14)  
 9 (2/25/90)  
 8 (three times)

**at Washington**  
 WSH leads, 29-22-5-1  
 1 DET win (2/11/18)  
 2/9/17 (6-3)  
 2/11/18 (4-5 OT)  
 3/3/00 (2-2)  
 2/11/18 (L, 4-5 OT)  
 2-2-3  
 8-1-1  
 6 (2/15/76-12/23/77)  
 4 (two times)  
 5 (1/13/96-3/3/00)  
 4 (1/13/96-10/13/98)  
 2 (11/18/16)  
 3 (12/4/96)  
 R. Zednik (10/31/00)  
 G. Nyquist (2/2/14)  
 9 (2/25/90)  
 8 (2/15/76)

**at Detroit**  
 WSH trails, 21-23-11-4  
 2 WSH wins (10/20/17-3/22/18)  
 3/22/18 (1-0)  
 2/18/17 (2-3 SO)  
 3/25/94 (2-2)  
 10/20/17 (W, 4-3 OT)  
 4-2-7  
 6-2-2  
 5 (11/1/88-1/22/91)  
 4 (11/27/88-1/22/91)  
 5 (two times)  
 4 (10/19/74-12/31/75)  
 3 (3/22/18)  
 4 (11/10/15)  
 T. White (2/21/76)  
 S. Fedorov (12/26/96)  
 7 (two times)  
 8 (two times)



# Detroit Red Wings

## 2017-18 WASHINGTON CAPITALS VS. DETROIT RED WINGS

CAPITALS WON SEASON SERIES, 2-0-1 • DETROIT 1-1-1

DETROIT	RED WINGS	CAPITALS	ATTEND	GOALTENDERS	W. GOAL
OCT. 20, 2017	3	4	19,515	PETR MRAZEK / BRADEN HOLTBY	ALEX OVECHKIN (OT)
MARCH 22, 2018	0	1	19,515	JIMMY HOWARD / PHILIPP GRUBAUER	BRETT CONNOLLY

WASHINGTON	RED WINGS	CAPITALS	ATTEND	GOALTENDERS	W. GOAL
FEB. 11, 2018	5	4	18,506	JIMMY HOWARD / BRADEN HOLTBY	TOMAS TATAR (OT)

CAPITALS	GP	G	A	P	+/-	PIM	PP	SH	GW	EN	S	%	RED WINGS	GP	G	A	P	+/-	PIM	PP	SH	GW	EN	S	%
ALEX OVECHKIN	3	2	1	3	-3	0	2	0	1	0	14	14.3	TOMAS TATAR	2	4	0	4	3	0	1	0	1	0	10	40.0
JAY BEAGLE	3	1	2	3	3	0	0	1	0	0	1	100.0	DYLAN LARKIN	3	0	3	3	1	2	0	0	0	0	4	0.0
JOHN CARLSON	3	0	3	3	-2	2	0	0	0	0	16	0.0	DARREN HELM	3	1	1	2	3	2	0	1	0	0	10	10.0
BRETT CONNOLLY	3	2	0	2	2	0	0	0	1	0	4	50.0	NICK JENSEN	3	0	2	2	3	0	0	0	0	0	5	0.0
ANDRE BURAKOVSKY	3	1	1	2	0	0	0	0	0	0	4	25.0	HENRIK ZETTERBERG	3	0	2	2	-1	0	0	0	0	0	3	0.0
DMITRY ORLOV	3	1	1	2	0	0	0	0	0	0	3	33.3	FRANS NIELSEN	3	0	2	2	2	0	0	0	0	0	5	0.0
NICKLAS BACKSTROM	3	1	1	2	-3	0	1	0	0	0	3	33.3	JUSTIN ABDELKADER	3	1	0	1	0	2	0	0	0	0	8	12.5
EVGENY KUZNETSOV	2	0	2	2	-3	0	0	0	0	0	6	0.0	ANTHONY MANTHA	3	1	0	1	-3	0	0	0	0	0	10	10.0
T.J. OSHIE	3	1	0	1	-2	2	1	0	0	0	7	14.3	LUKE GLENDENING	3	1	0	1	0	2	0	0	0	0	3	33.3
ALEX CHIASSON	1	0	1	1	1	0	0	0	0	0	1	0.0	ANDREAS ATHANASIOU	2	0	1	1	1	0	0	0	0	0	6	0.0
TOM WILSON	3	0	1	1	-2	4	0	0	0	0	4	0.0	MIKE GREEN	2	0	1	1	-2	0	0	0	0	0	6	0.0
JAKUB VRANA	3	0	1	1	0	0	0	0	0	0	6	0.0	NIKLAS KRONWALL	3	0	1	1	-1	2	0	0	0	0	6	0.0
DEVANTE SMITH-PELLY	3	0	1	1	1	2	0	0	0	0	5	0.0	TYLER BERTUZZI	1	0	0	0	-1	0	0	0	0	0	2	0.0
TAYLOR CHORNEY	1	0	1	1	1	0	0	0	0	0	0	0.0	DAVID BOOTH	2	0	0	0	0	2	0	0	0	0	2	0.0
TRAVIS BOYD	1	0	0	0	1	2	0	0	0	0	0	0.0	JONATHAN ERICSSON	3	0	0	0	0	2	0	0	0	0	3	0.0
CHRISTIAN DJOOS	3	0	0	0	-3	0	0	0	0	0	5	0.0	RILEY SHEAHAN	1	0	0	0	0	2	0	0	0	0	1	0.0
CHANDLER STEPHENSON	2	0	0	0	0	0	0	0	0	0	0	0.0	GUSTAV NYQUIST	3	0	0	0	0	0	0	0	0	0	6	0.0
LARS ELLER	3	0	0	0	-2	4	0	0	0	0	8	0.0	MARTIN FRK	3	0	0	0	-2	2	0	0	0	0	7	0.0
MADISON BOWEY	2	0	0	0	3	2	0	0	0	0	2	0.0	EVGENY SVECHNIKOV	1	0	0	0	0	0	0	0	0	0	2	0.0
MATT NISKANEN	2	0	0	0	-1	0	0	0	0	0	1	0.0	DANNY DEKEYSER	2	0	0	0	3	2	0	0	0	0	2	0.0
MICHAL KEMPNY	1	0	0	0	0	0	0	0	0	0	1	0.0	XAVIER OUELLET	2	0	0	0	0	0	0	0	0	0	1	0.0
BROOKS ORPIK	3	0	0	0	0	6	0	0	0	0	3	0.0	TREVOR DALEY	3	0	0	0	1	2	0	0	0	0	3	0.0

GOALTENDER	GP	MIN	GA	GAA	SO	W	L	OT	SA	SV%	GOALTENDER	GP	MIN	GA	GAA	SO	W	L	OT	SA	SV%
PHILIPP GRUBAUER	1	59	0	--	1	1	0	0	39	1.000	JIMMY HOWARD	2	121	5	2.47	0	1	1	0	53	.906
BRADEN HOLTBY	2	121	8	3.94	0	1	0	1	66	.879	PETR MRAZEK	1	61	4	3.92	0	0	0	1	41	.902

POWER PLAY: 4 - 11 (36%)

PENALTY KILLING: 11 - 12 (91.7%)

POWER PLAY: 1 - 12 (8%)

PENALTY KILLING: 7 - 11 (63.6%)

# Edmonton Oilers

## CLUB INFORMATION

**Founded**..... 1972-73 (WHA), 1979-80 (NHL)  
**Home Arena**..... Rexall Place (16,839)  
**Stanley Cups**..... 5 (most recent, 1990)  
**President of Hockey Operations and General Manager**..... Peter Chiarelli  
**Head Coach**..... Todd McLellan  
**Assistant Coaches**..... Glen Gulutzan, Trent Yawney, Manny Viveiros  
**Sr. Director, Communications and Media Relations**..... J.J. Hebert  
 2017-18 Record ..... 36-40-6 (78 points)  
 2017-18 Finish..... 6th, Pacific Division  
 2017-18 Playoffs..... DNQ

Rogers Place  
 10220 104 Ave NW  
 Edmonton, Alb. T5J 0H6  
 780.414.5483  
 @EdmontonOilers



## 2018-19 MEETINGS

Oct. 25 at Edmonton  
 Nov. 5 at Washington

## ALL-TIME SERIES HISTORY

YEAR	TOTALS									HOME									AWAY									
	GP	W	L	T	OT	PTS	GF	GA		GP	W	L	T	OT	PTS	GF	GA		GP	W	L	T	OT	PTS	GF	GA		
79-80	4	1	3	0	-	2	13	22		2	0	2	0	-	0	5	10		2	1	1	0	-	2	8	12		
80-81	4	2	1	1	-	5	17	14		2	2	0	0	-	4	12	6		2	0	1	1	-	1	5	8		
81-82	3	0	2	1	-	1	10	15		2	0	1	1	-	1	7	10		1	0	1	0	-	0	3	5		
82-83	3	0	2	1	-	1	9	14		1	0	1	0	-	0	3	5		2	0	1	1	-	1	6	9		
83-84	3	1	2	0	-	2	16	20		2	1	1	0	-	2	13	9		1	0	1	0	-	0	3	11		
84-85	3	0	1	2	-	2	11	14		1	0	1	0	-	0	5	8		2	0	0	2	-	2	6	6		
85-86	3	3	0	0	-	6	15	8		2	2	0	0	-	4	10	6		1	1	0	0	-	2	5	2		
86-87	3	2	1	0	-	4	13	11		1	1	0	0	-	2	5	2		2	1	1	0	-	2	8	9		
87-88	3	2	1	0	-	4	8	5		2	2	0	0	-	4	6	2		1	0	1	0	-	0	2	3		
88-89	3	2	1	0	-	4	16	9		1	1	0	0	-	2	5	3		2	1	1	0	-	2	11	6		
89-90	3	1	2	0	-	2	11	13		2	0	2	0	-	0	7	10		1	1	0	0	-	2	4	3		
90-91	3	3	0	0	-	6	12	6		1	1	0	0	-	2	6	3		2	2	0	0	-	4	6	3		
91-92	2	2	0	0	-	4	12	7		1	1	0	0	-	2	6	2		1	1	0	0	-	2	6	5		
92-93	2	1	1	0	-	2	6	7		1	1	0	0	-	2	4	3		1	0	1	0	-	0	2	4		
93-94	2	1	0	1	-	3	5	4		1	0	0	1	-	1	2	2		1	1	0	0	-	2	3	2		
94-95	Teams did not meet in 1994-95																											
95-96	2	2	0	0	-	4	8	4		1	1	0	0	-	2	6	3		1	1	0	0	-	2	2	1		
96-97	2	0	2	0	-	0	2	7		1	0	1	0	-	0	1	3		1	0	1	0	-	0	1	4		
97-98	2	1	1	0	-	2	4	5		1	1	0	0	-	2	2	1		1	0	1	0	-	0	2	4		
98-99	2	1	1	0	-	2	6	11		1	1	0	0	-	2	4	3		1	0	1	0	-	0	2	8		
99-00	1	0	1	0	0	0	2	6		0	0	0	0	0	0	0	0		1	0	1	0	0	0	2	6		
00-01	1	1	0	0	0	2	4	0		1	1	0	0	0	2	4	0		0	0	0	0	0	0	0	0		
01-02	2	1	1	0	0	2	5	6		1	1	0	0	0	2	4	2		1	0	1	0	0	0	1	4		
02-03	1	0	1	0	0	0	3	5		0	0	0	0	0	0	0	0		1	0	1	0	0	0	3	5		
03-04	1	1	0	0	0	2	1	0		1	1	0	0	0	2	1	0		0	0	0	0	0	0	0	0		
05-06	Teams did not meet in 2005-06																											
06-07	1	0	1	-	0	0	0	4		0	0	0	-	0	0	0	0		1	0	1	-	0	0	0	4		
07-08	1	1	0	-	0	2	4	4		1	1	0	-	0	2	4	4		0	0	0	-	0	0	0	0		
08-09	1	0	1	-	0	0	2	5		1	0	1	-	0	0	2	5		0	0	0	-	0	0	0	0		
09-10	1	1	0	-	0	2	4	2		0	0	0	-	0	0	0	0		1	1	0	-	0	2	4	2		
10-11	1	1	0	-	0	2	5	0		1	1	0	-	0	2	5	0		0	0	0	-	0	0	0	0		
11-12	1	0	1	-	0	0	1	2		0	0	0	-	0	0	0	0		1	0	1	-	0	0	1	2		
12-13	Teams did not meet in 2012-13																											
13-14	2	2	0	-	0	4	8	3		1	1	0	-	0	2	4	2		1	1	0	-	0	2	4	1		
14-15	2	0	1	-	1	1	6	7		1	0	0	-	1	1	4	4		1	0	1	-	0	0	2	3		
15-16	2	2	0	-	0	4	8	4		1	1	0	-	0	2	1	0		1	1	0	-	0	2	7	4		
16-17	2	1	1	-	0	2	3	5		1	1	0	-	0	2	2	1		1	0	1	-	0	0	1	4		
17-18	2	2	0	-	0	4	6	3		1	1	0	-	0	2	1	1		1	1	0	-	0	2	5	2		
Totals	74	38	29	6	1	83	256	252		37	24	10	2	1	51	141	110		37	14	19	4	0	32	115	142		

## SERIES INFORMATION

### All-Time Series (W-L-T-OT)

Current Streak  
 Last Washington Win  
 Last Edmonton Win  
 Last Tie  
 Last Overtime Game  
 Overtime Record  
 Last 10 Games (W-L-T-OT)  
 Longest Unbeaten Streak  
 Longest Winning Streak  
 Longest Winless Streak  
 Longest Losing Streak  
 Washington Shutouts (Last)  
 Edmonton Shutouts (Last)  
 Last Washington Hat Trick  
 Last Edmonton Hat Trick  
 Most Washington Goals  
 Most Edmonton Goals

### Overall

WSH leads, 38-29-6-1  
 3 WSH wins (2/24/17-11/12/17)  
 11/12/17 (2-1 SO)  
 10/26/16 (1-4)  
 2/15/94 (2-2)  
 11/12/17 (W, 2-1 SO)  
 3-2-5  
 7-2-1  
 6 (2/14/90-3/22/92)  
 6 (2/14/90-3/22/92)  
 8 (1/13/82-11/9/83)  
 4 (2/23/83-11/9/83)  
 6 (11/23/15)  
 1 (10/28/06)  
 E. Kuznetsov (10/23/15)  
 E. Cole (1/13/09)  
 9 (2/5/84)  
 11 (11/2/83)

### at Washington

WSH leads, 24-10-2-1  
 3 WSH wins (11/23/15-11/12/17)  
 11/12/17 (2-1 SO)  
 1/20/15 (4-5)  
 2/15/94 (2-2)  
 11/12/17 (W, 2-1 SO)  
 2-1-3  
 8-1-1  
 6 (two times)  
 6 (two times)  
 4 (1/13/82-11/9/83)  
 3 (2/28/82-11/9/83)  
 5 (11/23/15)  
 None  
 P. Bondra (3/10/02)  
 E. Cole (1/13/09)  
 9 (2/5/84)  
 8 (11/9/84)

### at Edmonton

WSH trails, 14-19-4-0  
 1 WSH win (10/28/17)  
 10/28/17 (5-2)  
 10/26/16 (1-4)  
 10/24/84 (3-3)  
 10/24/93 (W, 3-2 OT)  
 1-1-2  
 4-6-0  
 5 (2/17/89-10/23/91)  
 5 (2/17/89-10/23/91)  
 9 (2/15/80-2/23/85)  
 7 (2/9/97-10/28/06)  
 1 (10/28/90)  
 1 (10/28/06)  
 E. Kuznetsov (10/23/15)  
 F. Pisani (3/22/03)  
 8 (2/17/89)  
 11 (11/2/83)





# Edmonton Oilers

## 2017-18 WASHINGTON CAPITALS VS. EDMONTON OILERS

CAPITALS WON SEASON SERIES, 2-0-0 • EDMONTON 0-1-1

EDMONTON	OILERS	CAPITALS	ATTEND	GOALTENDERS	W. GOAL
OCT. 28, 2017	2	5	18,347	CAM TALBOT / BRADEN HOLTBY	JAY BEAGLE (EN)

WASHINGTON	OILERS	CAPITALS	ATTEND	GOALTENDERS	W. GOAL
NOV. 12, 2017	1	2	18,506	BRADEN HOLTBY / LAURENT BROSSOIT	T.J. OSHIE (SO)

CAPITALS	GP	G	A	P	+/-	PIM	PP	SH	GW	EN	S	%	OILERS	GP	G	A	P	+/-	PIM	PP	SH	GW	EN	S	%
ALEX OVECHKIN	2	0	3	3	4	0	0	0	0	0	5	0.0	RYANE STROME	2	0	2	2	-1	0	0	0	0	0	1	0.0
MADISON BOWEY	2	0	3	3	3	0	0	0	0	0	1	0.0	ADAM LARSSON	2	1	0	1	-2	0	0	0	0	0	2	50.0
EVGENY KUZNETSOV	2	2	0	2	3	0	0	0	1	0	8	25.0	JUJHAR KHAIRA	2	1	0	1	-1	0	0	0	0	0	3	33.3
LARS ELLER	2	1	1	2	3	6	0	0	0	0	7	14.3	PATRICK MAROON	2	1	0	1	0	9	0	0	0	0	9	11.1
DEVANTE SMITH-PELLY	2	1	0	1	1	0	0	0	0	0	5	20.0	CONNOR MCDAVID	2	0	1	1	0	0	0	0	0	0	7	0.0
DMITRY ORLOV	2	1	0	1	1	0	0	0	0	0	6	16.7	RYAN NUGENT-HOPKINS	2	0	1	1	-1	4	0	0	0	0	4	0.0
JAY BEAGLE	2	1	0	1	-1	0	0	0	0	1	1	100.0	LEON DRAISAITL	2	0	1	1	0	0	0	0	0	0	5	0.0
JOHN CARLSON	2	0	1	1	1	0	0	0	0	0	4	0.0	IIRO PAKARINEN	1	0	1	1	0	0	0	0	0	0	3	0.0
TOM WILSON	2	0	1	1	2	7	0	0	0	0	3	0.0	MILAN LUCIC	2	0	0	0	-2	10	0	0	0	0	5	0.0
ANTHONY PELUSO	1	0	0	0	0	4	0	0	0	0	0	0.0	JESSE PULJUJARVI	1	0	0	0	0	0	0	0	0	0	1	0.0
NICKLAS BACKSTROM	2	0	0	0	-1	0	0	0	0	0	3	0.0	DARNELL NURSE	2	0	0	0	0	0	0	0	0	0	6	0.0
ALEX CHIASOON	2	0	0	0	-1	0	0	0	0	0	1	0.0	KRIS RUSSELL	2	0	0	0	1	0	0	0	0	0	2	0.0
T.J. OSHIE	2	0	0	0	0	0	0	0	0	0	1	0.0	JUSSI JOKINEN	1	0	0	0	-1	0	0	0	0	0	4	0.0
BRETT CONNOLLY	1	0	0	0	-1	0	0	0	0	0	0	0.0	ANTON SLEPYSHEV	1	0	0	0	-1	0	0	0	0	0	1	0.0
BROOKS ORPIK	2	0	0	0	-1	0	0	0	0	0	0	0.0	YOHANN AUVITU	1	0	0	0	0	0	0	0	0	0	2	0.0
JAKUB VRANA	2	0	0	0	0	0	0	0	0	0	1	0.0	MARK LETESTU	2	0	0	0	-2	0	0	0	0	0	0	0.0
CHANDLER STEPHENSON	2	0	0	0	1	0	0	0	0	0	0	0.0	ZACK KASSIAN	2	0	0	0	-1	0	0	0	0	0	1	0.0
CHRISTIAN DJOOS	2	0	0	0	2	0	0	0	0	0	3	0.0	MATT BENNING	2	0	0	0	0	0	0	0	0	0	6	0.0
TAYLOR CHORNEY	2	0	0	0	0	0	0	0	0	0	1	0.0	ERIC GRUBA	1	0	0	0	0	0	0	0	0	0	1	0.0
													DRAKE CAGGIULA	1	0	0	0	-1	0	0	0	0	0	0	0.0
													OSCAR KLEFBOM	2	0	0	0	-4	0	0	0	0	0	7	0.0
													BRAD MALONE	1	0	0	0	0	2	0	0	0	0	0	0.0

GOALTENDER	GP	MIN	GA	GAA	SO	W	L	OT	SA	SV%	GOALTENDER	GP	MIN	GA	GAA	SO	W	L	OT	SA	SV%
BRADEN HOLTBY	2	125	3	1.44	0	2	0	0	70	.957	LAURENT BROSSOIT	1	65	1	0.92	0	0	0	1	19	.947
											CAM TALBOT	1	57	4	4.17	0	0	1	0	30	.867

POWER PLAY: 0 - 3 (0%)

PENALTY KILLING: 4 - 4 (100%)

POWER PLAY: 0 - 4 (0%)

PENALTY KILLING: 3 - 3 (100%)

# Florida Panthers

## CLUB INFORMATION

**Founded** ..... 1993-94  
**Home Arena** ..... BB&T Center (19,250)  
**Stanley Cups** ..... None  
**President & CEO** ..... Matt Caldwell  
**President of Hockey Operations & General Manager** ..... Dale Tallon  
**Head Coach** ..... Bob Boughner  
**Associate Coach** ..... Jack Capuano  
**Assistant Coaches** ..... Paul McFarland, Ben Cooper  
**2017-18 Record** ..... 44-30-8 (96 points)  
**2017-18 Finish** ..... 4th, Atlantic Division  
**2017-18 Playoffs** ..... DNQ

BB&T Center  
 1 Panther Way  
 Sunrise, FL 33323  
 954.835.7000  
 Fax: 954.835.7700  
 @FlaPanthers



## 2018-19 MEETINGS

Oct. 19 at Washington  
 Feb. 9 at Washington  
 April 1 at Florida

## ALL-TIME SERIES HISTORY

YEAR	TOTALS									HOME									AWAY								
	GP	W	L	T	OT	PTS	GF	GA		GP	W	L	T	OT	PTS	GF	GA		GP	W	L	T	OT	PTS	GF	GA	
93-94	5	2	2	1	-	5	13	15		2	1	0	1	-	3	7	5		3	1	2	0	-	2	6	10	
94-95	4	2	1	1	-	5	9	9		2	2	0	0	-	4	6	2		2	0	1	1	-	1	3	7	
95-96	5	1	3	1	-	3	16	18		3	0	3	0	-	0	9	12		2	1	0	1	-	3	7	6	
96-97	5	2	1	2	-	6	13	11		2	0	0	2	-	2	4	4		3	2	1	0	-	4	9	7	
97-98	6	3	3	0	-	6	20	19		3	2	1	0	-	4	9	9		3	1	2	0	-	2	11	10	
98-99	5	3	1	1	-	7	15	7		3	1	1	1	-	3	8	7		2	2	0	0	-	4	7	0	
99-00	5	3	2	0	0	6	14	11		2	2	0	0	0	4	7	4		3	1	2	0	0	2	7	7	
00-01	5	4	1	0	0	8	14	10		3	3	0	0	0	6	10	4		2	1	1	0	0	2	4	6	
01-02	5	3	2	0	0	6	12	13		2	1	1	0	0	2	5	5		3	2	1	0	0	4	7	8	
02-03	5	4	0	1	0	9	20	5		3	3	0	0	0	6	17	3		2	1	0	1	0	3	3	2	
03-04	6	1	2	2	1	5	11	13		3	0	1	1	1	2	4	6		3	1	1	1	0	3	7	7	
05-06	8	1	5	-	2	4	15	24		4	0	2	-	2	2	8	14		4	1	3	-	0	2	7	10	
06-07	8	3	3	-	2	8	24	28		4	2	1	-	1	5	12	11		4	1	2	-	1	3	12	17	
07-08	8	4	3	-	1	9	20	16		4	2	1	-	1	5	12	9		4	2	2	-	0	4	8	7	
08-09	6	3	3	-	0	6	19	21		3	1	2	-	0	2	8	12		3	2	1	-	0	4	11	9	
09-10	6	6	0	-	0	12	32	15		3	3	0	-	0	6	17	7		3	3	0	-	0	6	15	8	
10-11	6	3	2	-	1	7	14	14		3	2	1	-	0	4	8	7		3	1	1	-	1	3	6	7	
11-12	6	4	2	-	0	8	19	12		3	3	0	-	0	6	11	2		3	1	2	-	0	2	7	10	
12-13	4	4	0	-	0	8	22	9		2	2	0	-	0	4	12	1		2	2	0	-	0	4	10	8	
13-14	3	2	0	-	1	5	9	8		1	1	0	-	0	2	2	2		2	1	0	-	1	3	7	6	
14-15	3	2	0	-	1	5	6	5		2	2	0	-	0	4	5	4		1	0	0	-	1	1	1	1	
15-16	3	1	2	-	0	2	5	10		1	0	1	-	0	0	2	5		2	1	1	-	0	2	3	5	
16-17	3	2	1	-	0	4	8	6		2	1	1	-	0	2	4	4		1	1	0	-	0	2	4	2	
17-18	3	1	2	-	0	2	7	9		1	0	1	-	0	0	1	4		2	1	1	-	0	2	6	5	
<b>Totals</b>	<b>123</b>	<b>64</b>	<b>41</b>	<b>9</b>	<b>9</b>	<b>146</b>	<b>357</b>	<b>308</b>		<b>61</b>	<b>34</b>	<b>17</b>	<b>5</b>	<b>5</b>	<b>78</b>	<b>188</b>	<b>143</b>		<b>62</b>	<b>30</b>	<b>24</b>	<b>4</b>	<b>4</b>	<b>68</b>	<b>169</b>	<b>165</b>	

## SERIES INFORMATION

	Overall	at Washington	at Florida
All-Time Series (W-L-T-OT)	WSH leads, 64-41-9-9	WSH leads, 31-17-5-5	WSH leads, 30-24-4-4
Current Streak	1 FLA win (2/22/18)	2 FLA wins (4/9/17-10/21/17)	1 FLA win (2/22/18)
Last Washington Win	1/25/18 (4-2)	11/5/16 (4-2)	1/25/18 (4-2)
Last Florida Win	2/22/18 (2-3)	10/21/17 (1-4)	2/22/18 (2-3)
Last Tie	2/21/04 (2-2)	2/21/04 (2-2)	12/17/03 (2-2)
Last Overtime Game	10/31/15 (W, 2-1 OT)	10/18/14 (W, 2-1 SO)	10/31/15 (W, 2-1 OT)
Overtime Record	7-3-19	3-1-11	4-2-8
Last 10 Games (W-L-OT)	5-5-0	7-3-0	6-2-2
Longest Unbeaten Streak	8 (2/7/12-11/2/13)	10 (1/8/11-1/4/15)	4 (1/12/02-12/17/03)
Longest Winning Streak	8 (2/7/12-11/2/13)	10 (1/8/11-1/4/15)	4 (1/12/02-12/17/03)
Longest Winless Streak	8 (3/2/04-3/22/06)	7 (11/22/03-3/18/06)	4 (1/13/07-11/15/07)
Longest Losing Streak	8 (3/2/04-3/22/06)	5 (3/2/04-3/18/06)	4 (1/13/07-11/15/07)
Washington Shutouts (Last)	10 (2/9/13)	5 (2/9/13)	5 (3/17/09)
Florida Shutouts (Last)	6 (4/9/17)	5 (4/9/17)	1 (4/9/11)
Last Washington Hat Trick	A. Ovechkin (4/6/13)	C. Clark (3/18/06)	A. Ovechkin (4/6/13)
Last Florida Hat Trick	O. Jokinen (2/27/07)	O. Jokinen (2/27/07)	S. Weiss (1/13/07)
Most Washington Goals	12 (1/11/03)	12 (1/11/03)	7 (3/16/10)
Most Florida Goals	7 (two times)	6 (3/1/09)	7 (two times)



# Florida Panthers

## 2017-18 WASHINGTON CAPITALS VS. FLORIDA PANTHERS

CAPITALS LOST SEASON SERIES, 1-2-0 • FLORIDA 2-1-0

FLORIDA	PANTHERS	CAPITALS	ATTEND	GOALTENDERS	W. GOAL
JAN. 25, 2018	2	4	14,033	BRADEN HOLTBY / HARRI SATERI	BRETT CONNOLLY
FEB. 22, 2018	3	2	15,312	BRADEN HOLTBY / ROBERTO LUONGO	VINCENT TROCHECK
WASHINGTON	PANTHERS	CAPITALS	ATTEND	GOALTENDERS	W. GOAL
OCT. 21, 2017	4	1	18,506	PHILIPP GRUBAUER / JAMES REIMER	ALEKSANDER BARKOV (EN)

CAPITALS	GP	G	A	P	+/-	PIM	PP	SH	GW	EN	S	%	PANTHERS	GP	G	A	P	+/-	PIM	PP	SH	GW	EN	S	%
LARS ELLER	3	1	2	3	0	8	0	0	0	0	6	16.7	VINCENT TROCHECK	3	2	2	4	1	6	2	0	1	0	12	16.7
ANDRE BURAKOVSKY	3	1	2	3	-4	0	1	0	0	0	8	12.5	EVGENII DADONOV	3	1	2	3	-2	0	1	0	1	0	11	9.1
ALEX OVECHKIN	3	1	2	3	0	0	0	0	0	0	17	5.9	ALEKSANDER BARKOV	3	1	2	3	-1	0	0	1	0	1	9	11.1
BRETT CONNOLLY	3	1	1	2	-1	10	1	0	0	0	5	20.0	JONATHAN HUBERDEAU	3	0	3	3	1	0	0	0	0	0	4	0.0
EVGENY KUZNETSOV	3	0	2	2	1	4	0	0	0	0	11	0.0	DENIS MALGIN	2	2	0	2	2	2	0	0	0	0	4	50.0
JOHN CARLSON	3	1	0	1	-3	0	0	0	1	0	21	4.8	JARED MCCANN	3	0	2	2	3	0	0	0	0	0	3	0.0
CHRISTIAN DJOOS	3	1	0	1	0	0	0	0	0	0	3	33.3	CONNOR BRICKLEY	2	1	0	1	1	0	0	0	0	0	3	33.3
NICKLAS BACKSTROM	3	1	0	1	-3	14	1	0	0	0	15	6.7	MAXIM MAMIN	1	1	0	1	1	0	0	0	0	0	1	100.0
DEVANTE SMITH-PELLY	2	0	1	1	1	0	0	0	0	0	4	0.0	NICK BJUGSTAD	3	1	0	1	0	0	0	0	0	0	14	7.1
BROOKS ORPIK	3	0	1	1	1	7	0	0	0	0	3	0.0	IAN MCCOSHEN	2	0	1	1	-1	2	0	0	0	0	1	0.0
MADISON BOWEY	2	0	1	1	1	4	0	0	0	0	1	0.0	COLTON SCEVIOUR	3	0	1	1	0	0	0	0	0	0	0	0.0
TOM WILSON	3	0	1	1	1	9	0	0	0	0	6	0.0	KEITH YANDLE	3	0	1	1	0	0	0	0	0	0	4	0.0
JAY BEAGLE	3	0	0	0	0	0	0	0	0	0	3	0.0	DEREK MACKENZIE	3	0	0	0	0	7	0	0	0	0	3	0.0
ALEX CHIASSON	2	0	0	0	0	0	0	0	0	0	1	0.0	AARON EKBLAD	3	0	0	0	0	6	0	0	0	0	8	0.0
T.J. OSHIE	3	0	0	0	-3	0	0	0	0	0	5	0.0	MICHAEL HALEY	3	0	0	0	0	0	0	0	0	0	2	0.0
MATT NISKANEN	2	0	0	0	-1	2	0	0	0	0	3	0.0	JAMIE MCGINN	2	0	0	0	0	0	0	0	0	0	1	0.0
JAKUB VRANA	3	0	0	0	0	2	0	0	0	0	3	0.0	MARK PYSYK	3	0	0	0	2	0	0	0	0	0	0	0.0
MICHAL KEMPNY	1	0	0	0	-1	0	0	0	0	0	1	0.0	ALEXANDER PETROVIC	2	0	0	0	1	7	0	0	0	0	0	0.0
DMITRY ORLOV	3	0	0	0	-1	0	0	0	0	0	3	0.0	RADIM VRBATA	2	0	0	0	-1	2	0	0	0	0	6	0.0
CHANDLER STEPHENSON	2	0	0	0	0	0	0	0	0	0	3	0.0	MACKENZIE WEEGAR	2	0	0	0	0	2	0	0	0	0	2	0.0
TAYLOR CHORNEY	1	0	0	0	1	0	0	0	0	0	1	0.0	MIKE MATHESON	3	0	0	0	2	4	0	0	0	0	2	0.0

GOALTENDER	GP	MIN	GA	GAA	SO	W	L	OT	SA	SV%	GOALTENDER	GP	MIN	GA	GAA	SO	W	L	OT	SA	SV%
BRADEN HOLTBY	2	119	5	2.52	0	1	1	0	67	.925	JAMES REIMER	1	60	1	1.00	0	1	0	0	42	.976
PHILIPP GRUBAUER	1	57	3	3.14	0	0	1	0	22	.864	ROBERTO LUONGO	1	60	2	2.00	0	1	0	0	35	.943
											HARRI SATERI	1	58	4	4.09	0	0	1	0	46	.913

POWER PLAY: 3 - 13 (23%)

PENALTY KILLING: 11 - 14 (78.6%)

POWER PLAY: 3 - 14 (21%)

PENALTY KILLING: 10 - 13 (76.9%)

# Los Angeles Kings

## CLUB INFORMATION

**Founded**.....1967-68  
**Home Arena**.....Staples Center (18,230)  
**Stanley Cups**.....2 (2012, 2014)  
**Vice President & General Manager**.....Rob Blake  
**Head Coach**.....John Stevens  
**Assistant Coaches**.....Dave Lowry, Don Nachbaur  
**Director of Communications & Media Services**.....Mike Kalinowski  
 2017-18 Record.....45-29-8 (98 points)  
 2017-18 Finish.....4th, Pacific Division  
 2017-18 Playoffs.....DNQ

Staples Center  
 1111 South Figueroa Street  
 Los Angeles, CA 90015  
 213.742.7100  
 Fax: 310.535.4525  
 @LAKingsPR



## 2018-19 MEETINGS

Feb. 11 at Washington  
 Feb. 18 at Los Angeles

## ALL-TIME SERIES HISTORY

YEAR	TOTALS								HOME								AWAY							
	GP	W	L	T	OT	PTS	GF	GA	GP	W	L	T	OT	PTS	GF	GA	GP	W	L	T	OT	PTS	GF	GA
74-75	6	0	5	1	-	1	10	28	3	0	2	1	-	1	4	13	3	0	3	0	-	0	6	15
75-76	6	1	4	1	-	3	13	19	3	1	1	1	-	3	10	7	3	0	3	0	-	0	3	12
76-77	6	0	5	1	-	1	12	32	3	0	2	1	-	1	9	12	3	0	3	0	-	0	3	20
77-78	6	2	4	0	-	4	13	22	3	1	2	0	-	2	6	9	3	1	2	0	-	2	7	13
78-79	8	4	3	1	-	9	33	34	4	3	1	0	-	6	23	14	4	1	2	1	-	3	10	20
79-80	4	3	1	0	-	6	21	16	2	2	0	0	-	4	13	9	2	1	1	0	-	2	8	7
80-81	4	1	2	1	-	3	12	13	2	1	1	0	-	2	6	5	2	0	1	1	-	1	6	8
81-82	3	1	1	1	-	3	11	9	1	0	0	1	-	1	3	3	2	1	1	0	-	2	8	6
82-83	3	1	1	1	-	3	17	14	2	1	1	0	-	2	14	11	1	0	0	1	-	1	3	3
83-84	3	3	0	0	-	6	13	4	1	1	0	0	-	2	5	0	2	2	0	0	-	4	8	4
84-85	3	2	1	0	-	4	13	9	2	2	0	0	-	4	11	4	1	0	1	0	-	0	2	5
85-86	3	2	1	0	-	4	11	10	1	0	1	0	-	0	2	5	2	2	0	0	-	4	9	5
86-87	3	0	3	0	-	0	13	18	2	0	2	0	-	0	9	11	1	0	1	0	-	0	4	7
87-88	3	2	1	0	-	4	21	10	1	1	0	0	-	2	10	3	2	1	1	0	-	2	11	7
88-89	3	1	1	1	-	3	17	13	2	0	1	1	-	1	10	11	1	1	0	0	-	2	7	2
89-90	3	0	3	0	-	0	9	15	1	0	1	0	-	0	4	7	2	0	2	0	-	0	5	8
90-91	3	1	1	1	-	3	9	11	2	1	0	1	-	3	7	6	1	0	1	0	-	0	2	5
91-92	3	1	1	1	-	3	12	12	1	1	0	0	-	2	7	4	2	0	1	1	-	1	5	8
92-93	2	2	0	0	-	4	17	6	1	1	0	0	-	2	7	3	1	1	0	0	-	2	10	3
93-94	2	2	0	0	-	4	12	4	1	1	0	0	-	2	6	3	1	1	0	0	-	2	6	1
94-95	Teams did not meet in 1994-95																							
95-96	2	0	2	0	-	0	6	10	1	0	1	0	-	0	4	7	1	0	1	0	-	0	2	3
96-97	2	0	1	1	-	1	7	8	1	0	1	0	-	0	3	4	1	0	0	1	-	1	4	4
97-98	2	1	0	1	-	3	5	4	1	1	0	0	-	2	3	2	1	0	0	1	-	1	2	2
98-99	2	0	2	0	-	0	4	8	1	0	1	0	-	0	3	6	1	0	1	0	-	0	1	2
99-00	2	0	1	1	0	1	4	7	1	0	0	1	0	1	2	2	1	0	1	0	0	0	2	5
00-01	2	1	1	0	0	2	5	7	1	0	1	0	0	0	1	4	1	1	0	0	0	2	4	3
01-02	1	1	0	0	0	2	3	2	0	0	0	0	0	0	0	0	1	1	0	0	0	2	3	2
02-03	1	0	1	0	0	0	1	3	1	0	1	0	0	0	1	3	0	0	0	0	0	0	0	0
03-04	2	0	2	0	0	0	5	10	1	0	1	0	0	0	2	3	1	0	1	0	0	0	3	7
05-06	1	1	0	-	0	2	3	2	0	0	0	-	0	0	0	0	1	1	0	-	0	2	3	2
06-07	1	1	0	-	0	2	4	3	1	1	0	-	0	2	4	3	0	0	0	-	0	0	0	0
07-08	Teams did not meet in 2007-08																							
08-09	2	0	2	-	0	0	6	10	1	0	1	-	0	0	4	5	1	0	1	-	0	0	2	5
09-10	1	0	1	-	0	0	1	2	0	0	0	-	0	0	0	0	1	0	1	-	0	0	1	2
10-11	1	0	1	-	0	0	1	4	1	0	1	-	0	0	1	4	0	0	0	-	0	0	0	0
11-12	1	0	1	-	0	0	2	5	0	0	0	-	0	0	0	0	1	0	1	-	0	0	2	5
12-13	Teams did not meet in 2012-13																							
13-14	2	0	0	-	2	2	5	5	1	0	0	-	1	1	4	4	1	0	0	-	1	1	1	1
14-15	2	1	1	-	0	2	5	3	1	1	0	-	0	2	4	0	1	0	1	-	0	0	1	3
15-16	2	1	0	-	1	3	6	5	1	1	0	-	0	2	3	1	1	0	0	-	1	1	3	4
16-17	2	1	1	-	0	2	7	4	1	1	0	-	0	2	5	0	1	0	1	-	0	0	2	4
17-18	2	0	2	-	0	0	3	8	1	0	1	-	0	0	2	5	1	0	1	-	0	0	1	3
Totals	110	37	59	13	3	90	372	409	54	22	24	7	1	52	212	193	56	15	33	6	2	38	160	216

## SERIES INFORMATION

All-Time Series (W-L-T-OT)

Current Streak

Last Washington Win

Last Los Angeles Win

Last Tie

Last Overtime Game

Overtime Record

Last 10 Games (W-L-OT)

Longest Unbeaten Streak

Longest Winning Streak

Longest Winless Streak

Longest Losing Streak

Washington Shutouts (Last)

Los Angeles Shutouts (Last)

Last Washington Hat Trick

Last Los Angeles Hat Trick

Most Washington Goals

### Overall

WSH trails, 37-57-13-3

3 LA wins (3/11/17-3/8/18)

2/5/17 (5-0)

3/8/18 (3-1)

10/9/99 (2-2)

3/9/16 (L, 3-4 OT)

2-4-6

3-4-3

6 (2/19/83-2/8/85)

5 (12/18/83-2/8/85)

10 (1/27/76-11/29/77)

8 (12/19/74-11/5/75)

5 (2/5/17)

3 (3/10/77)

R. Burridge (10/22/93)

J. Kurri (10/12/96)

10 (two times)

### at Washington

WSH trails, 22-24-7-1

1 LA win (11/30/17)

2/5/17 (5-0)

11/30/17 (5-2)

10/9/99 (2-2)

3/25/14 (L, 4-5 SO)

1-2-3

4-5-1

5 (two times)

5 (1/3/79-2/26/80)

5 (two times)

3 (four times)

5 (2/5/17)

None

R. Burridge (10/22/93)

J. Kurri (10/12/96)

10 (12/6/87)

### at Los Angeles

WSH trails, 15-33-6-2

8 LA wins (11/20/08-3/8/18)

12/14/05 (3-2)

3/8/18 (3-1)

12/13/97 (2-2)

3/9/16 (L, 3-4 OT)

1-2-3

1-7-2

4 (2/17/82-2/16/84)

2 (three times)

10 (12/19/74-11/29/77)

10 (12/19/74-11/29/77)

None

3 (3/10/77)

B. Kelly (2/7/81)

B. Goring (2/1/78)

10 (2/13/93)





# Los Angeles Kings

## 2017-18 WASHINGTON CAPITALS VS. LOS ANGELES KINGS

CAPITALS LOST SEASON SERIES, 0-2-0 • LOS ANGELES 2-0-0

LOS ANGELES	KINGS	CAPITALS	ATTEND	GOALTENDERS	W. GOAL
MAR 8, 2018	3	1	18,230	JONATHAN QUICK / PHILIPP GRUBAUER	KYLE CLIFFORD (EN)
WASHINGTON	KINGS	CAPITALS	ATTEND	GOALTENDERS	W. GOAL
NOV 30, 2017	5	2	18,506	JONATHAN QUICK / BRADEN HOLTBY	TYLER TOFFOLI (EN)

CAPITALS	GP	G	A	P	+/-	PIM	PP	SH	GW	EN	S	%	KINGS	GP	G	A	P	+/-	PIM	PP	SH	GW	EN	S	%
EVGENY KUZNETSOV	2	2	0	2	-1	0	0	0	0	0	6	33.3	TREVOR LEWIS	2	1	2	3	3	0	0	0	1	0	4	25.0
JAKUB VRANA	2	1	0	1	2	0	0	0	0	0	3	33.3	MARIAN GABORIK	1	2	0	2	1	0	0	0	0	1	2	100.0
BROOKS ORPIK	2	0	1	1	-1	2	0	0	0	0	1	0.0	JEFF CARTER	1	1	1	2	1	0	0	0	0	0	3	33.3
DMITRY ORLOV	2	0	1	1	0	0	0	0	0	0	4	0.0	TANNER PEARSON	2	0	2	2	1	0	0	0	0	0	2	0.0
T.J. OSHIE	2	0	1	1	-1	0	0	0	0	0	5	0.0	KURTIS MACDERMID	1	0	2	2	2	0	0	0	0	0	1	0.0
JAY BEAGLE	2	0	0	0	-2	0	0	0	0	0	0	0.0	JUSSI JOKINEN	1	1	0	1	1	0	0	0	1	0	1	100.0
NICKLAS BACKSTROM	2	0	0	0	-4	0	0	0	0	0	2	0.0	JONNY BRODZINSKI	1	1	0	1	1	0	0	0	0	0	2	50.0
ALEX CHIASSON	2	0	0	0	-3	0	0	0	0	0	0	0.0	KYLE CLIFFORD	1	1	0	1	1	4	0	0	0	1	2	50.0
TOM WILSON	2	0	0	0	0	2	0	0	0	0	1	0.0	TYLER TOFFOLI	2	1	0	1	0	0	0	0	0	1	5	20.0
MADISON BOWEY	1	0	0	0	-1	0	0	0	0	0	1	0.0	DEREK FORBORT	2	0	1	1	2	0	0	0	0	0	1	0.0
MATT NISKANEN	2	0	0	0	0	0	0	0	0	0	7	0.0	ALEC MARTINEZ	2	0	1	1	4	4	0	0	0	0	4	0.0
ALEX OVECHKIN	2	0	0	0	-3	0	0	0	0	0	7	0.0	ANZE KOPITAR	2	0	1	1	2	0	0	0	0	0	3	0.0
ANDRE BURAKOVSKY	1	0	0	0	0	0	0	0	0	0	1	0.0	NICK SHORE	1	0	1	1	1	0	0	0	0	0	0	0.0
BRETT CONNOLLY	1	0	0	0	-1	2	0	0	0	0	0	0.0	ADRIAN KEMPE	2	0	1	1	1	0	0	0	0	0	2	0.0
JAKUB JERABEK	1	0	0	0	0	0	0	0	0	0	2	0.0	DION PHANEUF	1	0	0	0	2	0	0	0	0	0	1	0.0
MICHAL KEMPNY	1	0	0	0	-1	0	0	0	0	0	3	0.0	DUSTIN BROWN	2	0	0	0	0	0	0	0	0	0	4	0.0
DEVANTE SMITH-PELLY	2	0	0	0	-4	0	0	0	0	0	1	0.0	CHRISTIAN FOLIN	2	0	0	0	0	0	0	0	0	0	3	0.0
TYLER GRAOVAC	1	0	0	0	-1	0	0	0	0	0	0	0.0	MICHAEL AMADIO	1	0	0	0	0	0	0	0	0	0	0	0.0
JOHN CARLSON	2	0	0	0	-4	0	0	0	0	0	6	0.0	NIC DOWD	1	0	0	0	0	2	0	0	0	0	1	0.0
LARS ELLER	2	0	0	0	-1	0	0	0	0	0	4	0.0	NATE THOMPSON	1	0	0	0	0	0	0	0	0	0	1	0.0
CHANDLER STEPHENSON	1	0	0	0	-2	0	0	0	0	0	0	0.0	DREW DOUGHTY	2	0	0	0	1	0	0	0	0	0	2	0.0
CHRISTIAN DJOOS	1	0	0	0	0	0	0	0	0	0	1	0.0	ALEX IAFALLO	2	0	0	0	1	0	0	0	0	0	7	0.0
													TORREY MITCHELL	1	0	0	0	1	2	0	0	0	0	3	0.0
													JAKE MUZZIN	2	0	0	0	-1	0	0	0	0	0	2	0.0

GOALTENDER	GP	MIN	GA	GAA	SO	W	L	OT	SA	SV%	GOALTENDER	GP	MIN	GA	GAA	SO	W	L	OT	SA	SV%
PHILIPP GRUBAUER	1	58	2	2.07	0	0	1	0	28	.928	JONATHAN QUICK	2	120	3	1.50	0	2	0	0	55	.945
BRADEN HOLTBY	1	59	3	3.06	0	0	1	0	25	.880											

POWER PLAY: 0 - 5 (0%)  
PENALTY KILLING: 3 - 3 (100%)

POWER PLAY: 0 - 3 (0%)  
PENALTY KILLING: 5 - 5 (100%)

# Minnesota Wild

## CLUB INFORMATION

**Founded**.....2000-01  
**Home Arena**.....Xcel Energy Center (17,954)  
**Stanley Cups**.....None  
**General Manager**.....Paul Fenton  
**Head Coach**.....Bruce Boudreau  
**Assistant Coaches**.....Dean Evason, Darby Hendrickson, Bob Woods  
**Director of Media Relations**.....Aaron Sickman  
 2017-18 Record ..... 45-26-11 (101 points)  
 2017-18 Finish..... 3rd, Central Division  
 2017-18 Playoffs..... W. Conf. quarterfinals (def. by WPG, 4-1)

317 Washington Street  
 St. Paul, MN 55102  
 651.602.6000  
 Fax: 651.222.1055  
 @mnwild



## 2018-19 MEETINGS

Nov. 13 at Minnesota  
 March 22 at Washington

## ALL-TIME SERIES HISTORY

YEAR	TOTALS								HOME								AWAY								
	GP	W	L	T	OT	PTS	GF	GA	GP	W	L	T	OT	PTS	GF	GA	GP	W	L	T	OT	PTS	GF	GA	
00-01	2	1	1	0	0	2	2	4	1	1	0	0	0	2	2	1	1	0	1	0	0	0	0	0	3
01-02	1	1	0	0	0	2	2	1	1	1	0	0	0	2	2	1	0	0	0	0	0	0	0	0	0
02-03	2	0	2	0	0	0	3	5	1	0	1	0	0	0	3	4	1	0	1	0	0	0	0	0	1
03-04	1	0	1	0	0	0	1	2	0	0	0	0	0	0	0	0	1	0	1	0	0	0	1	2	
05-06	Teams did not meet in 2005-06																								
06-07	1	0	0	-	1	1	2	2	0	0	0	-	0	0	0	0	1	0	0	-	1	1	2	2	
07-08	1	1	0	-	0	2	4	1	1	1	0	-	0	2	4	1	0	0	0	-	0	0	0	0	
08-09	1	0	1	-	0	0	3	4	0	0	0	-	0	0	0	0	1	0	1	-	0	0	3	4	
09-10	1	1	0	-	0	2	3	1	1	1	0	-	0	2	3	1	0	0	0	-	0	0	0	0	
10-11	1	0	1	-	0	0	1	2	0	0	0	-	0	0	0	0	1	0	1	-	0	0	1	2	
11-12	1	1	0	-	0	2	3	0	1	1	0	-	0	2	3	0	0	0	0	-	0	0	0	0	
12-13	Teams did not meet in 2012-13																								
13-14	2	1	1	-	0	2	5	7	1	1	0	-	0	2	2	2	1	0	1	-	0	0	3	5	
14-15	2	1	1	-	0	2	4	4	1	0	1	-	0	0	1	2	1	1	0	-	0	2	3	2	
15-16	2	2	0	-	0	4	7	5	1	1	0	-	0	2	3	2	1	1	0	-	0	2	4	3	
16-17	2	2	0	-	0	4	9	6	1	1	0	-	0	2	4	2	1	1	0	-	0	2	5	4	
17-18	2	2	0	-	0	4	8	3	1	1	0	-	0	2	3	1	1	1	0	-	0	2	5	2	
Totals	22	13	8	0	1	27	57	4	11	9	2	0	0	18	30	17	11	4	6	0	1	9	27	30	

## SERIES INFORMATION

### All-Time Series (W-L-T-OT)

Current Streak  
 Last Washington Win  
 Last Minnesota Win  
 Last Tie  
 Last Overtime Game  
 Overtime Record  
 Last 10 Games (W-L-OT)  
 Longest Unbeaten Streak  
 Longest Winning Streak  
 Longest Winless Streak  
 Longest Losing Streak  
 Washington Shutouts (Last)  
 Minnesota Shutouts (Last)  
 Last Washington Hat Trick  
 Last Minnesota Hat Trick  
 Most Washington Goals  
 Most Minnesota Goals

### Overall

WSH leads, 13-8-0-1  
 7 WSH wins (3/19/15-2/15/18)  
 2/15/18 (5-2)  
 3/5/15 (2-1)  
 None  
 3/28/17 (W, 5-4 OT)  
 2-1-0  
 8-2-0  
 7 (3/19/15-2/15/18)  
 7 (3/19/15-2/15/18)  
 4 (11/16/02-10/12/06)  
 4 (11/16/02-10/12/06)  
 None  
 2 (11/16/02)  
 A. Ovechkin (3/28/17)  
 R. Suter (1/4/14)  
 5 (2/15/18)  
 5 (1/4/14)

### at Washington

WSH leads, 9-2-0-0  
 3 WSH wins (2/26/16-11/18/17)  
 11/18/17 (3-1)  
 3/5/15 (2-1)  
 None  
 11/7/13 (W, 3-2 SO)  
 1-0-0  
 8-2-0  
 4 (2/26/08-11/7/13)  
 4 (2/26/08-11/7/13)  
 1 (two times)  
 1 (two times)  
 None  
 None  
 None  
 4 (2/26/08)  
 4 (11/21/03)

### at Minnesota

WSH trails, 4-6-0-1  
 4 WSH wins (3/19/15-2/15/18)  
 2/15/18 (5-2)  
 1/4/14 (5-3)  
 None  
 3/28/17 (W, 5-4 OT)  
 1-1-0  
 4-5-1  
 3 (3/19/15-2/15/18)  
 4 (3/19/15-2/15/18)  
 7 (1/10/01-1/4/14)  
 7 (1/10/01-1/4/14)  
 None  
 2 (11/16/02)  
 A. Ovechkin (3/28/17)  
 R. Suter (1/4/14)  
 5 (2/15/18)  
 5 (1/4/14)



# Minnesota Wild

## 2017-18 WASHINGTON CAPITALS VS. MINNESOTA WILD

CAPITALS WON SEASON SERIES 2-0-0 • MINNESOTA 0-2-0

<b>MINNESOTA</b>	<b>WILD</b>	<b>CAPITALS</b>	<b>ATTEND</b>	<b>GOALTENDERS</b>	<b>W. GOAL</b>
FEB. 15, 2018	2	5	19,027	PHILIPP GRUBAUER / DEVAN DUBNYK	TOM WILSON (EN)
<b>WASHINGTON</b>	<b>WILD</b>	<b>CAPITALS</b>	<b>ATTEND</b>	<b>GOALTENDERS</b>	<b>W. GOAL</b>
NOV 18, 2017	1	3	18,506	BRADEN HOLTBY / ALEX STALOCK	EVGENY KUZNETSOV

CAPITALS	GP	G	A	P	+/-	PIM	PP	SH	GW	EN	S	%	WILD	GP	G	A	P	+/-	PIM	PP	SH	GW	EN	S	%
ALEX OVECHKIN	2	1	4	5	4	0	0	0	0	0	11	9.1	NINO NIEDERREITER	2	2	0	2	-1	2	1	0	0	0	5	40.0
TOM WILSON	2	2	1	3	3	2	0	0	0	1	4	50.0	MIKAEL GRANLUND	2	0	2	2	-2	0	0	0	0	0	5	0.0
NICKLAS BACKSTROM	2	1	2	3	3	0	0	0	0	0	6	16.7	MIKKO KOIVU	2	0	2	2	-1	0	0	0	0	0	5	0.0
DMITRY ORLOV	2	1	1	2	2	0	0	0	1	0	5	20.0	ERIC STAAL	2	1	0	1	-1	2	1	0	0	0	7	14.3
EVGENY KUZNETSOV	2	1	1	2	0	0	1	0	0	0	9	11.1	RYAN SUTER	2	0	1	1	-3	4	0	0	0	0	8	0.0
ANDRE BURAKOVSKY	1	1	1	2	2	0	0	0	1	0	1	100.0	GUSTAV OLOFSSON	1	0	1	1	1	0	0	0	0	0	1	0.0
T.J. OSHIE	2	1	1	2	0	2	1	0	0	0	4	25.0	MATT DUMBA	2	0	0	0	-1	0	0	0	0	0	4	0.0
JOHN CARLSON	2	0	1	1	3	0	0	0	0	0	4	0.0	JONAS BRODIN	1	0	0	0	0	0	0	0	0	0	0	0.0
BRETT CONNOLLY	2	0	1	1	1	0	0	0	0	0	3	0.0	CHARLIE COYLE	1	0	0	0	-1	0	0	0	0	0	1	0.0
MATT NISKANEN	2	0	1	1	2	0	0	0	0	0	6	0.0	CHRIS STEWART	1	0	0	0	-1	2	0	0	0	0	0	0.0
JAY BEAGLE	2	0	0	0	0	2	0	0	0	0	1	0.0	NICK SEELER	1	0	0	0	-1	0	0	0	0	0	0	0.0
ALEX CHIASSON	1	0	0	0	0	0	0	0	0	0	0	0.0	JASON ZUCKER	2	0	0	0	-1	2	0	0	0	0	5	0.0
MADISON BOWEY	1	0	0	0	0	2	0	0	0	0	1	0.0	DANIEL WINNIK	2	0	0	0	0	0	0	0	0	0	2	0.0
BROOKS ORPIK	2	0	0	0	1	2	0	0	0	0	0	0.0	ZACH PARISE	1	0	0	0	-1	0	0	0	0	0	7	0.0
JAKUB VRANA	2	0	0	0	-1	0	0	0	0	0	4	0.0	JOEL ERIKSSON EK	2	0	0	0	-1	0	0	0	0	0	2	0.0
DEVANTE SMITH-PELLY	2	0	0	0	0	2	0	0	0	0	1	0.0	KYLE QUINCEY	1	0	0	0	0	2	0	0	0	0	2	0.0
LARS ELLER	2	0	0	0	2	4	0	0	0	0	4	0.0	MATT CULLEN	2	0	0	0	-3	0	0	0	0	0	1	0.0
CHANDLER STEPHENSON	2	0	0	0	1	0	0	0	0	0	3	0.0	MIKE REILLY	1	0	0	0	0	0	0	0	0	0	0	0.0
CHRISTIAN DJOOS	1	0	0	0	2	0	0	0	0	0	2	0.0	TYLER ENNIS	2	0	0	0	-3	0	0	0	0	0	3	0.0
TAYLOR CHORNEY	2	0	0	0	0	2	0	0	0	0	1	0.0	JARED SPURGEON	2	0	0	0	-5	0	0	0	0	0	2	0.0
													NATE PROSSER	1	0	0	0	-1	0	0	0	0	0	0	0.0
													LUKE KUNN	1	0	0	0	0	0	0	0	0	0	3	0.0
													MARCUS FOLIGNO	2	0	0	0	0	0	0	0	0	0	2	0.0
GOALTENDER	GP	MIN	GA	GAA	SO	W	L	OT	SA	SV%	GOALTENDER	GP	MIN	GA	GAA	SO	W	L	OT	SA	SV%				
PHILIPP GRUBAUER	1	60	2	2.00	0	1	0	0	34	.941	ALEX STALOCK	1	58	3	3.08	0	0	1	0	43	.930				
BRADEN HOLTBY	1	60	1	1.00	0	1	0	0	31	.968	DEVAN DUBNYK	1	59	4	4.07	0	0	1	0	26	.846				

POWER PLAY: 2 - 7 (28.6%)

PENALTY KILLING: 7 - 9 (77.8%)

POWER PLAY: 2 - 9 (22.2%)

PENALTY KILLING: 5 - 7 (71.4%)

# Montreal Canadiens

## CLUB INFORMATION

**Founded**..... 1909-10, 1917-18 (NHL)  
**Home Arena**..... Bell Centre (21,288)  
**Stanley Cups**..... 24 (most recent, 1993)  
**Executive Vice President & General Manager**..... Marc Bergevin  
**Head Coach**..... Claude Julien  
**Associate Coach**..... Kirk Muller  
**Assistant Coaches**..... Dominique Ducharme, Luke Richardson  
**Senior V.P., Communications & Community Relations**..... Paul Wilson  
 2017-18 Record..... 29-40-13 (71 points)  
 2017-18 Finish..... 6th, Atlantic Division  
 2017-18 Playoffs..... DNQ

Bell Centre  
 1909, avenue des Canadiens-de-  
 Montréal  
 Montréal, Qué. H3B 5E8  
 514.932.2582  
 Fax: 514.932.8285  
 @CanadiensMTL



## 2018-19 MEETINGS

Nov. 1 at Montreal  
 Nov. 19 at Montreal  
 April 4 at Washington

## ALL-TIME SERIES HISTORY

YEAR	TOTALS								HOME								AWAY							
	GP	W	L	T	OT	PTS	GF	GA	GP	W	L	T	OT	PTS	GF	GA	GP	W	L	T	OT	PTS	GF	GA
74-75	6	0	6	0	-	0	9	49	3	0	3	0	-	0	3	21	3	0	3	0	-	0	6	28
75-76	6	0	6	0	-	0	9	34	3	0	3	0	-	0	5	13	3	0	3	0	-	0	4	21
76-77	6	0	6	0	-	0	5	34	3	0	3	0	-	0	1	11	3	0	3	0	-	0	4	23
77-78	6	0	5	1	-	1	13	31	3	0	2	1	-	1	9	17	3	0	3	0	-	0	4	14
78-79	8	0	7	1	-	1	17	43	4	0	3	1	-	1	11	24	4	0	4	0	-	0	6	19
79-80	4	1	2	1	-	3	8	11	2	1	0	1	-	3	5	3	2	0	2	0	-	0	3	8
80-81	4	0	2	2	-	2	10	18	2	0	0	2	-	2	5	5	2	0	2	0	-	0	5	13
81-82	3	2	1	0	-	4	11	9	2	2	0	0	-	4	8	3	1	0	1	0	-	0	3	6
82-83	3	0	1	2	-	2	7	10	1	0	0	1	-	1	3	3	2	0	1	1	-	1	4	7
83-84	3	3	0	0	-	6	11	3	2	2	0	0	-	4	6	1	1	1	0	0	-	2	5	2
84-85	3	1	1	1	-	3	7	6	1	1	0	0	-	2	3	1	2	0	1	1	-	1	4	5
85-86	3	2	0	1	-	5	12	9	2	2	0	0	-	4	8	5	1	0	0	1	-	1	4	4
86-87	3	3	0	0	-	6	10	6	1	1	0	0	-	2	3	1	2	2	0	0	-	4	7	5
87-88	3	1	1	1	-	3	8	8	2	1	1	0	-	2	6	6	1	0	0	1	-	1	2	2
88-89	3	1	1	1	-	3	6	4	1	1	0	0	-	2	4	1	2	0	1	1	-	1	2	3
89-90	3	2	1	0	-	4	12	10	2	1	1	0	-	2	8	7	1	1	0	0	-	2	4	3
90-91	3	0	3	0	-	0	5	11	1	0	1	0	-	0	3	4	2	0	2	0	-	0	2	7
91-92	3	3	0	0	-	6	11	6	2	2	0	0	-	4	7	4	1	1	0	0	-	2	4	2
92-93	3	2	0	1	-	5	8	3	1	1	0	0	-	2	4	0	2	1	0	1	-	3	4	3
93-94	4	1	2	1	-	3	8	12	2	0	1	1	-	1	2	6	2	1	1	0	-	2	6	6
94-95	3	1	2	0	-	2	7	8	1	1	0	0	-	2	5	1	2	0	2	0	-	0	2	7
95-96	4	3	1	0	-	6	13	7	2	2	0	0	-	4	9	2	2	1	1	0	-	2	4	5
96-97	4	4	0	0	-	8	11	4	2	2	0	0	-	4	6	3	2	2	0	0	-	4	5	1
97-98	4	2	1	1	-	5	13	12	2	0	1	1	-	1	7	8	2	2	0	0	-	4	6	4
98-99	4	1	1	2	-	4	7	9	2	0	1	1	-	1	2	5	2	1	0	1	-	3	5	4
99-00	4	3	1	0	0	6	10	2	2	1	1	0	0	2	6	2	2	2	0	0	0	4	4	0
00-01	4	3	1	0	0	6	15	11	2	2	0	0	0	4	7	4	2	1	1	0	0	2	8	7
01-02	4	1	3	0	0	2	10	13	2	1	1	0	0	2	7	6	2	0	2	0	0	0	3	7
02-03	4	2	1	1	0	5	9	7	2	1	1	0	0	2	4	3	2	1	0	1	0	3	5	4
03-04	4	1	3	0	0	2	8	16	2	1	1	0	0	2	6	7	2	0	2	0	0	0	2	9
05-06	4	2	1	-	1	5	13	10	2	1	1	-	0	2	6	6	2	1	0	-	1	3	7	4
06-07	4	1	3	-	0	2	10	14	2	1	1	-	0	2	6	5	2	0	2	-	0	0	4	9
07-08	4	2	2	-	0	4	12	17	2	1	1	-	0	2	7	9	2	1	1	-	0	2	5	8
08-09	4	3	1	-	0	6	12	9	2	2	0	-	0	4	6	3	2	1	1	-	0	2	6	6
09-10	4	2	1	-	1	5	14	14	2	1	1	-	0	2	6	5	2	1	0	-	1	3	8	9
10-11	4	3	0	-	1	7	11	4	2	1	0	-	1	3	5	3	2	2	0	-	0	4	6	1
11-12	4	4	0	-	0	8	12	3	2	2	0	-	0	4	6	3	2	2	0	-	0	4	6	0
12-13	3	2	1	-	0	4	9	7	1	0	1	-	0	0	1	4	2	2	0	-	0	4	8	3
13-14	3	2	1	-	0	4	9	5	2	1	1	-	0	2	4	5	1	1	0	-	0	2	5	0
14-15	3	1	0	-	2	4	5	6	1	0	0	-	1	1	1	1	2	1	0	-	1	3	4	5
15-16	3	2	1	-	0	4	9	7	2	1	1	-	0	2	6	5	1	1	0	-	0	2	3	2
16-17	3	2	1	-	0	4	8	5	1	0	1	-	0	0	1	2	2	2	0	-	0	4	7	3
17-18	3	2	1	-	0	4	14	8	2	1	1	-	0	2	8	4	1	1	0	-	0	2	6	4
Totals	165	71	72	17	5	164	418	515	82	38	33	9	2	87	226	232	83	33	39	8	3	77	202	283

## SERIES INFORMATION

All-Time Series (W-L-T-OT)

Current Streak

Last Washington Win

Last Montreal Win

Last Tie

Last Overtime Game

Overtime Record

Last 10 Games (W-L-OT)

Longest Unbeaten Streak

Longest Winning Streak

Longest Winless Streak

Longest Losing Streak

Washington Shutouts (Last)

Montreal Shutouts (Last)

Last Washington Hat Trick

Last Montreal Hat Trick

Most Washington Goals

Most Montreal Goals

### Overall

WSH trails, 71-72-17-5

1 WSH win (3/24/18)

3/24/18 (6-4)

1/19/18 (2-3)

1/25/03 (1-1)

4/2/15 (W, 5-4 SO)

7-3-17

7-3-0

8 (11/11/91-12/11/93)

7 (3/27/96-11/15/97)

34 (10/31/74-11/5/79)

23 (10/31/74-3/25/78)

12 (1/25/14)

20 (1/31/15)

A. Ovechkin (10/17/17) 4 goals

P. Turgeon (4/17/95)

6 (five times)

11 (two times)

### at Washington

WSH leads, 38-33-9-2

1 MTL win (1/19/18)

10/7/17 (6-1)

1/19/18 (2-3)

10/16/98 (2-2)

10/9/14 (L, 2-1 SO)

1-0-8

4-5-1

14 (3/5/79-12/6/86)

6 (12/10/83-12/6/86)

16 (10/31/74-10/30/79)

10 (10/31/74-2/17/78)

5 (12/28/10)

9 (2/9/03)

A. Ovechkin (10/7/17) 4 goals

V. Damphousse (2/4/94)

6 (three times)

8 (three times)

### at Montreal

WSH trails, 33-39-8-3

5 WSH wins (4/2/15-3/24/18)

3/24/18 (6-4)

1/31/15 (0-1 OT)

1/25/03 (1-1)

4/2/15 (W, 5-4 SO)

6-3-9

9-0-1

15 (11/28/09-3/24/18)

7 (3/15/11-1/25/14)

23 (10/31/74-2/26/83)

22 (11/10/74-12/14/81)

8 (1/25/14)

11 (1/31/15)

B. Laich (2/10/10)

P. Turgeon (4/17/95)

6 (two times)

11 (two times)





# Montreal Canadiens

## 2017-18 WASHINGTON CAPITALS VS. MONTREAL CANADIENS

CAPITALS WON SEASON SERIES 2-1-0 • MONTRÉAL 1-2-0

MONTREAL	CANADIENS	CAPITALS	ATTEND	GOALTENDERS	W. GOAL
MARCH 24, 2018	4	6	21,302	PHILIPP GRUBAUER / CAREY PRICE	JAKUB JERABEK

WASHINGTON	CANADIENS	CAPITALS	ATTEND	GOALTENDERS	W. GOAL
OCT. 7, 2017	1	6	18,506	AL MONTOYA & CAREY PRICE / BRADEN HOLTBY	NATHAN WALKER
JAN. 19, 2018	3	2	18,506	ANTTI NIEMI / PHILIPP GRUBAUER	MAX PACIORETTY

CAPITALS	GP	G	A	P	+/-	PIM	PP	SH	GW	EN	S	%	CANADIENS	GP	G	A	P	+/-	PIM	PP	SH	GW	EN	S	%
EVGENY KUZNETSOV	3	2	5	7	2	2	2	0	1	0	5	40.0	MAX PACIORETTY	2	2	1	3	0	0	1	0	1	0	9	22.2
NICKLAS BACKSTROM	3	0	6	6	1	0	0	0	0	0	3	0.0	BRENDAN GALLAGHER	3	2	1	3	-3	2	1	1	0	0	9	22.2
ALEX OVECHKIN	3	4	1	5	2	4	1	0	0	0	13	30.8	PAUL BYRON	3	1	2	3	1	0	0	0	0	0	4	25.0
JOHN CARLSON	3	1	3	4	1	2	1	0	0	0	15	6.7	CHARLES HUDON	3	2	0	2	1	0	0	0	0	0	11	18.2
ANDRE BURAKOVSKY	3	0	3	3	4	2	0	0	0	0	4	0.0	JONATHAN DROUIN	3	0	2	2	-3	4	0	0	0	0	4	0.0
TOM WILSON	2	2	0	2	2	13	0	0	0	0	5	40.0	LOGAN SHAW	2	0	2	2	1	2	0	0	0	0	1	0.0
JAY BEAGLE	3	1	1	2	2	0	0	0	0	0	4	25.0	ALEX GALCHENYUK	3	1	0	1	-2	0	0	0	0	0	7	14.3
T.J. OSHIE	3	1	1	2	1	0	0	0	1	0	5	20.0	JACOB DE LA ROSE	3	0	1	1	0	2	0	0	0	0	3	0.0
DMITRY ORLOV	3	0	2	2	0	0	0	0	0	0	1	0.0	JEFF PETRY	3	0	1	1	-1	0	0	0	0	0	3	0.0
LARS ELLER	3	1	0	1	-1	0	0	0	0	0	2	50.0	JAKUB JERABEK	1	0	1	1	1	0	0	0	0	0	0	0.0
NATHAN WALKER	1	1	0	1	1	0	0	0	0	0	0	50.0	TOMAS PLEKANEC	2	0	1	1	0	2	0	0	0	0	4	0.0
JAKUB JERABEK	1	1	0	1	1	0	0	0	0	0	1	100.0	MIKE REILLY	1	0	1	1	1	0	0	0	0	0	0	0.0
DEVANTE SMITH-PELLY	1	0	1	1	1	0	0	0	0	0	0	0.0	JORDIE BENN	3	0	1	1	-2	0	0	0	0	0	4	0.0
JAKUB VRANA	3	0	1	1	-3	0	0	0	0	0	3	0.0	SHEA WEBER	1	0	0	0	0	0	0	0	0	0	2	0.0
ALEX CHIASSE	3	0	1	1	2	0	0	0	0	0	2	0.0	DAVID SCHLEMKO	1	0	0	0	0	0	0	0	0	0	0	0.0
AARON NESS	1	0	1	1	2	0	0	0	0	0	0	0.0	VICTOR METE	2	0	0	0	-2	0	0	0	0	0	2	0.0
MATT NISKANEN	3	0	1	1	1	4	0	0	0	0	5	0.0	NIKITA SCHERBAK	1	0	0	0	0	2	0	0	0	0	1	0.0
MADISON BOWEY	1	0	0	0	0	0	0	0	0	0	1	0.0	ARTTURI LEHKONEN	3	0	0	0	-3	0	0	0	0	0	7	0.0
BRETT CONNOLLY	3	0	0	0	-4	2	0	0	0	0	2	0.0	NICOLAS DESLAURIERS	2	0	0	0	0	5	0	0	0	0	1	0.0
BROOKS ORPIK	3	0	0	0	3	0	0	0	0	0	1	0.0	DANIEL CARR	1	0	0	0	0	0	0	0	0	0	1	0.0
MICHAL KEMPNY	1	0	0	0	0	0	0	0	0	0	1	0.0	MARK STREIT	1	0	0	0	-2	0	0	0	0	0	0	0.0
CHANDLER STEPHENSON	2	0	0	0	1	0	0	0	0	0	1	0.0	BYRON FROESE	1	0	0	0	-1	0	0	0	0	0	0	0.0
CHRISTIAN DJOOS	1	0	0	0	0	0	0	0	0	0	2	0.0	ANDREW SHAW	1	0	0	0	-2	0	0	0	0	0	4	0.0
TAYLOR CHORNEY	1	0	0	0	1	0	0	0	0	0	1	0.0	BRETT LERNOUT	1	0	0	0	-2	0	0	0	0	0	2	0.0
													KARL ALZNER	3	0	0	0	-1	2	0	0	0	0	2	0.0
													PHILLIP DANAULT	1	0	0	0	-2	0	0	0	0	0	3	0.0
													ALES HEMSKY	1	0	0	0	0	4	0	0	0	0	0	0.0
													NOAH JUULSEN	1	0	0	0	0	0	0	0	0	0	1	0.0
													MICHAEL MCCARRON	1	0	0	0	0	0	0	0	0	0	1	0.0

GOALTENDER	GP	MIN	GA	GAA	SO	W	L	OT	SA	SV%	GOALTENDER	GP	MIN	GA	GAA	SO	W	L	OT	SA	SV%
PHILIPP GRUBAUER	2	117	6	3.06	0	1	1	0	46	.870	ANTTI NIEMI	1	60	2	2.00	0	1	0	0	26	.923
BRADEN HOLTBY	1	60	1	1.00	0	1	0	0	39	.974	CAREY PRICE	2	78	10	7.67	0	0	2	0	44	.773
											AL MONTOYA	1	40	2	3.01	0	0	0	0	9	.778

POWER PLAY: 4 - 10 (40%)

PENALTY KILLING: 9 - 11 (81.8%)

POWER PLAY: 2 - 11 (18%)

PENALTY KILLING: 6 - 10 (60%)

# Nashville Predators

## CLUB INFORMATION

**Founded** ..... 1998-99  
**Home Arena** ..... Bridgestone Arena (17,113)  
**Stanley Cups** ..... None  
**President of Hockey Operations/General Manager & Alternate Gov.** ... David Poile  
**Head Coach** ..... Peter Laviolette  
**Associate Coach** ..... Kevin McCarthy  
**Assistant Coach** ..... Dan Muse  
**Director of Communications** ..... Kevin Wilson  
 2017-18 Record ..... 53-18-11 (117 points)  
 2017-18 Finish ..... 1st, Central Division  
 2017-18 Playoffs ..... W. Conference Semi-Finals (def. by WPG, 4-3)

Bridgestone Arena  
 501 Broadway  
 Nashville, TN 37203  
 615.770.2100  
 Fax: 615.770.2309  
 @PredsNHL



## 2018-19 MEETINGS

Dec. 31 at Washington  
 Jan. 15 at Nashville

## ALL-TIME SERIES HISTORY

TOTALS										HOME										AWAY									
YEAR	GP	W	L	T	OT	PTS	GF	GA		GP	W	L	T	OT	PTS	GF	GA			GP	W	L	T	OT	PTS	GF	GA		
98-99	2	0	2	0	-	0	3	6		1	0	1	0	-	0	2	3			1	0	1	0	-	0	1	3		
99-00	2	2	0	0	0	4	5	2		1	1	0	0	0	2	1	0			1	1	0	0	0	2	4	2		
00-01	2	1	1	0	0	2	3	4		1	1	0	0	0	2	2	1			1	0	1	0	0	0	1	3		
01-02	1	0	0	1	0	1	3	3		0	0	0	0	0	0	0	0			1	0	0	1	0	1	3	3		
02-03	1	1	0	0	0	2	5	4		1	1	0	0	0	2	5	4			0	0	0	0	0	0	0	0		
03-04	1	0	1	0	0	0	2	5		0	0	0	0	0	0	0	0			1	0	1	0	0	0	2	5		
05-06	1	0	1	-	0	0	2	5		1	0	1	-	0	0	2	5			0	0	0	-	0	0	0	0		
06-07	Teams did not meet in 2006-07																												
07-08	1	1	0	-	0	2	4	2		0	0	0	-	0	0	0	0			1	1	0	-	0	2	4	2		
08-09	2	2	0	-	0	4	5	4		1	1	0	-	0	2	3	3			1	1	0	-	0	2	2	1		
09-10	1	1	0	-	0	2	2	2		1	1	0	-	0	2	2	2			0	0	0	-	0	0	0	0		
10-11	1	1	0	-	0	2	3	2		0	0	0	-	0	0	0	0			1	1	0	-	0	2	3	2		
11-12	2	1	1	-	0	2	5	4		1	1	0	-	0	2	4	1			1	0	1	-	0	0	1	3		
12-13	Teams did not meet in 2012-13																												
13-14	2	1	0	-	1	3	8	5		1	1	0	-	0	2	5	2			1	0	0	-	1	1	3	3		
14-15	2	0	2	-	0	0	6	8		1	0	1	-	0	0	3	4			1	0	1	-	0	0	3	4		
15-16	2	2	0	-	0	4	9	4		1	1	0	-	0	2	4	1			1	1	0	-	0	2	5	3		
16-17	2	0	1	-	1	1	3	7		1	0	0	-	1	1	1	2			1	0	1	-	0	0	2	5		
17-18	2	0	2	-	0	0	6	10		1	0	1	-	0	0	3	4			1	0	1	-	0	0	3	6		
<b>Totals</b>	<b>27</b>	<b>13</b>	<b>11</b>	<b>1</b>	<b>2</b>	<b>29</b>	<b>74</b>	<b>77</b>		<b>13</b>	<b>8</b>	<b>4</b>	<b>0</b>	<b>1</b>	<b>17</b>	<b>37</b>	<b>32</b>			<b>14</b>	<b>5</b>	<b>7</b>	<b>1</b>	<b>1</b>	<b>12</b>	<b>37</b>	<b>45</b>		

## SERIES INFORMATION

### All-Time Series (W-L-T-OT)

Current Streak

Last Washington Win

Last Nashville Win

Last Tie

Last Overtime Game

Overtime Record

Last 10 Games (W-L-T-OT)

Longest Unbeaten Streak

Longest Winning Streak

Longest Winless Streak

Longest Losing Streak

Washington Shutouts (Last)

Nashville Shutouts (Last)

Last Washington Hat Trick

Last Nashville Hat Trick

Most Washington Goals

Most Nashville Goals

### Overall

WSH leads 13-11-1-2

4 NSH wins (2/25/17-4/5/17)

3/18/16 (4-1)

4/5/18 (3-4)

2/8/02 (3-3)

3/16/17 (L, 1-2 OT)

4-2-1

3-5-0-2

5 (3/18/08-10/16/10)

5 (3/18/08-10/16/10)

4 (2/25/17-4/5/18)

3 (3/30/14-3/28/15)

1 (11/26/99)

None

None

None

5 (three times)

6 (11/14/17)

### at Washington

WSH leads, 8-4-0-1

2 NSH wins (2/25/17-4/5/18)

3/18/16 (4-1)

4/5/18 (3-4)

None

3/16/17 (L, 1-2 OT)

2-1-0

6-3-0-1

4 (10/28/08-12/7/13)

4 (10/28/08-12/7/13)

2 (3/16/2017-4/5/2018)

1 (five times)

1 (11/26/99)

None

None

None

5 (two times)

5 (12/7/05)

### at Nashville

WSH trails, 5-7-1-1

2 NSH wins (3/16/17-11/14/17)

2/9/16 (5-3)

11/14/17 (3-6)

2/8/02 (3-3)

3/30/14 (L, 3-4 SO)

2-1-1

4-5-0-1

3 (3/18/08-10/16/10)

3 (3/18/08-10/16/10)

3 (two times)

3 (11/15/11-1/16/15)

None

None

None

None

5 (2/9/16)

6 (11/14/17)



# Nashville Predators

2017-18 WASHINGTON CAPITALS VS. NASHVILLE PREDATORS  
CAPITALS LOST SEASON SERIES, 0-2-0 • NASHVILLE 2-0-0

NASHVILLE	PREDATORS	CAPITALS	ATTEND	GOALTENDERS	W. GOAL
NOV. 14, 2017	6	3	17,113	PEKKA RINNE / BRADEN HOLTBY & PHILIPP GRUBAUER	MATTIAS EKHOLM
WASHINGTON	PREDATORS	CAPITALS	ATTEND	GOALTENDERS	W. GOAL
APR. 5, 2018	4	3	18,506	JUUSE SAROS / PHILIPP GRUBAUER	RYAN JOHANSEN

CAPITALS	GP	G	A	P	+/-	PIM	PP	SH	GW	EN	S	%	PREDATORS	GP	G	A	P	+/-	PIM	PP	SH	GW	EN	S	%
EVGENY KUZNETSOV	2	2	2	4	-1	2	1	0	0	0	6	33.3	CRAIG SMITH	2	3	0	3	3	0	1	0	0	0	6	50.0
T.J. OSHIE	2	2	1	3	-2	2	1	0	0	0	2	100.0	ROMAN JOSI	2	1	2	3	4	2	1	0	0	0	4	25.0
JOHN CARLSON	2	0	3	3	-3	0	0	0	0	0	9	0.0	KYLE TURRIS	2	0	3	3	3	2	0	0	0	0	2	0.0
NICKLAS BACKSTROM	2	0	2	2	-1	2	0	0	0	0	0	0.0	MATTIAS EKHOLM	2	1	1	2	1	0	1	0	0	0	5	20.0
ALEX OVECHKIN	2	1	0	1	-2	2	1	0	0	0	12	8.3	KEVIN FIALA	2	1	1	2	3	2	0	0	1	0	5	20.0
ALEX CHIASSON	2	1	0	1	-1	0	0	0	0	0	2	50.0	RYAN JOHANSEN	2	1	1	2	1	2	0	0	1	0	4	25.0
BRETT CONNOLLY	2	0	1	1	-1	0	0	0	0	0	1	0.0	RYAN ELLIS	1	0	2	2	2	0	0	0	0	0	2	0.0
CHANDLER STEPHENSON	2	0	1	1	0	0	0	0	0	0	0	0.0	COLTON SISSONS	2	0	2	2	0	0	0	0	0	0	3	0.0
JAY BEAGLE	1	0	0	0	-1	0	0	0	0	0	2	0.0	FILIP FORSBERG	2	1	0	1	2	0	0	0	0	0	7	14.3
TRAVIS BOYD	1	0	0	0	0	0	0	0	0	0	0	0.0	NICK BONINO	2	1	0	1	-1	2	0	0	0	0	3	33.3
TOM WILSON	2	0	0	0	-1	0	0	0	0	0	1	0.0	MIIKKA SALOMAKI	2	1	0	1	2	0	0	0	0	0	2	50.0
MADISON BOWEY	1	0	0	0	-1	0	0	0	0	0	1	0.0	CALLE JARNKROK	1	0	1	1	2	2	0	0	0	0	3	0.0
MATT NISKANEN	2	0	0	0	0	4	0	0	0	0	8	0.0	MATT IRWIN	2	0	1	1	1	0	0	0	0	0	1	0.0
ANDRE BURAKOVSKY	1	0	0	0	0	0	0	0	0	0	0	0.0	P.K. SUBBAN	2	0	1	1	-1	2	0	0	0	0	1	0.0
BROOKS ORPIK	2	0	0	0	-2	2	0	0	0	0	1	0.0	VIKTOR ARVIDSSON	2	0	1	1	1	0	0	0	0	0	5	0.0
JAKUB VRANA	1	0	0	0	-1	0	0	0	0	0	2	0.0	ANTHONY BITETTO	1	0	1	1	1	0	0	0	0	0	1	0.0
MICHAL KEMPNY	1	0	0	0	0	0	0	0	0	0	3	0.0	AUSTIN WATSON	2	0	0	0	-1	0	0	0	0	0	2	0.0
DEVANTE SMITH-PELLY	2	0	0	0	0	0	0	0	0	0	1	0.0	ALEXEI EMELIN	2	0	0	0	0	0	0	0	0	0	0	0.0
DMITRY ORLOV	2	0	0	0	-2	0	0	0	0	0	5	0.0	RYAN HARTMAN	1	0	0	0	-1	0	0	0	0	0	2	0.0
LARS ELLER	2	0	0	0	-1	0	0	0	0	0	4	0.0	CODY MCLEOD	1	0	0	0	-1	2	0	0	0	0	0	0.0
CHRISTIAN DJOOS	2	0	0	0	0	0	0	0	0	0	1	0.0	MIKE FISHER	1	0	0	0	0	0	0	0	0	0	2	0.0

GOALTENDER	GP	MIN	GA	GAA	SO	W	L	OT	SA	SV%	GOALTENDER	GP	MIN	GA	GAA	SO	W	L	OT	SA	SV%
PHILIPP GRUBAUER	2	77	4	3.09	0	0	1	0	35	.886	PEKKA RINNE	1	59	3	3.01	0	1	0	0	29	.896
BRADEN HOLTBY	1	40	6	9.00	0	0	1	0	25	.760	JUUSE SAROS	1	60	3	3.00	0	1	0	0	32	.906

POWER PLAY: 3 - 8 (38%)

PENALTY KILLING: 4 - 7 (57.1%)

POWER PLAY: 3 - 7 (43%)

PENALTY KILLING: 5 - 8 (62.5%)

# New Jersey Devils

## CLUB INFORMATION

**Founded**..... 1974-75 (Kansas City), 1976-77 (Colorado), 1982-83 (N.J.)  
**Home Arena**..... Prudential Center (16,514)  
**Stanley Cups**..... 3 (most recent, 2003)  
**President**..... Hugh Weber  
**Executive V.P./General Manager/Alternate Governor**..... Ray Shero  
**Head Coach**..... John Hynes  
**Assistant Coaches**..... Alain Nasreddine, Rick Kowalsky, Mike Grier  
**Director, Communications/Team Services**..... Pete Albietz  
**2017-18 Record**..... 44-29-9 (97 points)  
**2017-18 Finish**..... 4th, Metropolitan Division  
**2016-17 Playoffs**..... E. Conference Quarterfinals (def. by TBL 4-1)

Prudential Center  
 25 Lafayette Street  
 Newark, NJ 07102  
 973.757.6100  
 Fax: 973.757.6399  
 @NHLDevils

## 2018-19 MEETINGS

Oct. 11 at New Jersey  
 Nov. 30 at Washington  
 March 8 at Washington  
 March 19 at New Jersey



## ALL-TIME SERIES HISTORY

TOTALS									HOME									AWAY								
YEAR	GP	W	L	T	OT	PTS	GF	GA	GP	W	L	T	OT	PTS	GF	GA	GP	W	L	T	OT	PTS	GF	GA		
74-75	4	1	3	0	-	2	11	15	2	1	1	0	-	2	7	5	2	0	2	0	-	0	4	10		
75-76	4	1	2	1	-	3	14	16	2	0	1	1	-	1	7	9	2	1	1	0	-	2	7	7		
76-77	4	3	1	0	-	6	11	5	2	2	0	0	-	4	8	1	2	1	1	0	-	2	3	4		
77-78	4	2	1	1	-	5	15	18	2	1	0	1	-	3	10	7	2	1	1	0	-	2	5	11		
78-79	4	3	1	0	-	6	24	9	2	1	1	0	-	2	11	5	2	2	0	0	-	4	13	4		
79-80	4	1	1	2	-	4	9	8	2	1	1	0	-	2	5	4	2	0	0	2	-	2	4	4		
80-81	4	3	0	1	-	7	19	15	2	2	0	0	-	4	12	9	2	1	0	1	-	3	7	6		
81-82	3	1	2	0	-	2	14	12	1	1	0	0	-	2	7	1	2	0	2	0	-	0	7	11		
82-83	7	6	0	1	-	13	29	18	4	4	0	0	-	8	16	8	3	2	0	1	-	5	13	10		
83-84	7	5	0	2	-	12	26	13	3	2	0	1	-	5	17	9	4	3	0	1	-	7	9	4		
84-85	7	4	2	1	-	9	25	17	4	4	0	0	-	8	18	7	3	0	2	1	-	1	7	10		
85-86	7	6	1	0	-	12	32	20	3	3	0	0	-	6	18	9	4	3	1	0	-	6	14	11		
86-87	7	6	1	0	-	12	31	20	4	4	0	0	-	8	15	8	3	2	1	0	-	4	16	12		
87-88	7	5	2	0	-	10	28	22	3	2	1	0	-	4	13	11	4	3	1	0	-	6	15	11		
88-89	7	3	4	0	-	6	30	35	4	2	2	0	-	4	22	21	3	1	2	0	-	2	8	14		
89-90	7	4	3	0	-	8	27	25	3	2	1	0	-	4	16	14	4	2	2	0	-	4	11	11		
90-91	7	4	3	0	-	8	22	17	4	4	0	0	-	8	17	5	3	0	3	0	-	0	5	12		
91-92	7	5	2	0	-	10	29	25	3	2	1	0	-	4	11	12	4	3	1	0	-	6	18	13		
92-93	7	2	5	0	-	4	25	25	4	1	3	0	-	2	17	16	3	1	2	0	-	2	8	9		
93-94	5	2	3	0	-	4	15	18	3	1	2	0	-	2	7	12	2	1	1	0	-	2	8	6		
94-95	4	0	3	1	-	1	6	11	2	0	2	0	-	0	1	4	2	0	1	1	-	1	5	7		
95-96	5	0	5	0	-	0	5	14	2	0	2	0	-	0	3	5	3	0	3	0	-	0	2	9		
96-97	6	2	3	1	-	5	15	13	3	1	1	1	-	3	6	6	3	1	2	0	-	2	9	7		
97-98	5	2	2	1	-	5	10	8	3	2	0	1	-	5	7	2	2	0	2	0	-	0	3	6		
98-99	5	2	3	0	-	4	8	12	2	0	2	0	-	0	2	7	3	2	1	0	-	4	6	5		
99-00	4	3	1	0	0	6	15	11	2	2	0	0	0	4	8	4	2	1	1	0	0	2	7	7		
00-01	4	2	2	0	0	4	14	14	2	1	1	0	0	2	9	8	2	1	1	0	0	2	5	6		
01-02	4	2	1	0	1	5	13	9	2	1	0	0	1	3	9	5	2	1	1	0	0	2	4	4		
02-03	4	1	1	0	2	4	6	10	2	1	1	0	0	2	4	6	2	0	0	0	2	2	2	4		
03-04	4	1	1	1	1	4	6	8	2	1	0	1	0	3	5	3	2	0	1	0	1	1	1	5		
05-06	4	0	3	-	1	1	10	17	2	0	1	-	1	1	6	7	2	0	2	-	0	0	4	10		
06-07	4	1	3	-	0	2	10	13	2	0	2	-	0	0	3	7	2	1	1	-	0	2	7	6		
07-08	4	2	1	-	1	5	10	7	2	1	0	-	1	3	4	4	2	1	1	-	0	2	6	3		
08-09	4	2	0	-	2	6	16	11	2	1	0	-	1	3	6	4	2	1	0	-	1	3	10	7		
09-10	4	1	2	-	1	3	10	11	2	1	0	-	1	3	6	3	2	0	2	-	0	0	4	8		
10-11	4	3	1	-	0	6	15	8	2	2	0	-	0	4	12	3	2	1	1	-	0	2	3	5		
11-12	4	1	1	-	2	4	8	11	2	0	1	-	1	1	2	7	2	1	0	-	1	3	6	4		
12-13	3	1	1	-	1	3	9	7	2	1	1	-	0	2	7	4	1	0	0	-	1	1	2	3		
13-14	4	1	2	-	1	3	9	9	2	1	0	-	1	3	7	5	2	0	2	-	0	0	2	4		
14-15	5	4	1	-	0	8	17	6	3	2	1	-	0	4	9	5	2	2	0	-	0	4	8	1		
15-16	4	4	0	-	0	8	12	8	2	2	0	-	0	4	9	6	2	2	0	-	0	4	3	2		
16-17	4	3	0	-	1	7	13	6	2	1	0	-	1	3	2	2	2	2	0	-	0	4	11	4		
17-18	4	3	0	-	1	7	18	11	2	2	0	-	0	4	10	5	2	1	0	-	1	3	8	6		
Totals	210	108	74	13	15	244	691	588	106	63	29	6	8	140	391	285	104	45	45	7	7	104	300	303		

## SERIES INFORMATION

All-Time Series (W-L-T-OT)  
 Current Streak  
 Last Washington Win  
 Last New Jersey Win  
 Last Tie  
 Last Overtime Game  
 Overtime Record  
 Last 10 Games (W-L-OT)  
 Longest Unbeaten Streak  
 Longest Winning Streak  
 Longest Winless Streak  
 Longest Losing Streak  
 Washington Shutouts (Last)  
 New Jersey Shutouts (Last)  
 Last Washington Hat Trick  
 Last New Jersey Hat Trick  
 Most Washington Goals  
 Most New Jersey Goals

**Overall**  
 WSH leads, 108-74-13-15  
 1 WSH win (4/7/18)  
 4/7/18 (5-3)  
 1/18/18 (3-4 OT)  
 1/1/04 (2-2)  
 1/18/18 (L, 3-4)  
 6-12-15  
 8-0-2  
 17 (11/8/82-12/4/84)  
 8 (two times)  
 10 (2/15/95-11/12/96)  
 7 (4/12/95-11/12/96)  
 15 (3/2/17)  
 9 (11/14/14)  
 A. Ovechkin (2/23/13)  
 J. Madden (2/5/03)  
 9 (four times)  
 8 (10/28/77)

**at Washington**  
 WSH leads, 63-29-6-8  
 3 WSH wins (3/2/17-4/7/18)  
 4/7/18 (5-3)  
 12/29/16 (1-2 SO)  
 1/1/04 (2-2)  
 12/29/16 (L, 1-2 SO)  
 2-5-9  
 8-1-1  
 24 (3/18/80-3/1/88)  
 14 (3/28/84-3/1/88)  
 4 (two times)  
 4 (three times)  
 8 (3/2/17)  
 5 (11/14/14)  
 A. Ovechkin (2/23/13)  
 J. Madden (2/5/03)  
 9 (three times)  
 6 (six times)

**at New Jersey**  
 WSH trails, 45-45-7-7  
 1 NJ win (1/18/2018)  
 10/13/17 (5-2)  
 1/18/2018 (3-4 OT)  
 2/25/95 (3-3)  
 3/25/16 (W, 1-0 OT)  
 4-7-6  
 7-2-1  
 8 (11/8/82-11/10/84)  
 4 (two times)  
 7 (12/28/02-12/29/06)  
 7 (12/28/02-12/29/06)  
 7 (3/25/16)  
 4 (12/4/03)  
 None  
 P. Stastny (12/29/91)  
 9 (2/15/79)  
 8 (10/28/77)





# New Jersey Devils

## 2017-18 WASHINGTON CAPITALS VS. NEW JERSEY DEVILS

CAPITALS WON SEASON SERIES, 3-0-1 • NEW JERSEY 1-3-0

NEW JERSEY	DEVILS	CAPITALS	ATTEND	GOALTENDERS	W. GOAL
OCT. 13, 2017	2	5	13,458	BRADEN HOLTBY / CORY SCHNEIDER	NICKLAS BACKSTROM
JAN. 18, 2018	4	3	14,163	KEITH KINKAID / BRADEN HOLTBY	TAYLOR HALL (OT)

WASHINGTON	DEVILS	CAPITALS	ATTEND	GOALTENDERS	W. GOAL
DEC. 30, 2017	2	5	18,506	BRADEN HOLTBY / CORY SCHNEIDER	NICKLAS BACKSTROM (EN)
APRIL 7, 2018	3	5	18,506	CORY SCHNEIDER / BRADEN HOLTBY	ANDRE BURAKOVSKY

CAPITALS	GP	G	A	P	+/-	PIM	PP	SH	GW	EN	S	%	DEVILS	GP	G	A	P	+/-	PIM	PP	SH	GW	EN	S	%
NICKLAS BACKSTROM	4	3	6	9	2	0	1	0	0	1	10	30.0	SAMI VATANEN	2	0	4	4	2	2	0	0	0	0	3	0.0
ALEX OVECHKIN	4	3	4	7	1	2	1	0	1	0	20	15.0	TAYLOR HALL	3	2	1	3	-1	0	1	0	1	0	8	25.0
JOHN CARLSON	4	1	4	5	8	0	1	0	1	0	11	9.1	MILES WOOD	4	2	1	3	-1	0	0	0	0	0	13	15.4
T.J. OSHIE	3	2	2	4	1	2	1	0	0	0	3	66.7	PATRICK MAROON	1	1	2	3	1	2	0	0	0	0	2	50.0
EVGENY KUZNETSOV	4	0	4	4	3	0	0	0	0	0	6	0.0	MARCUS JOHANSSON	3	0	3	3	-1	0	0	0	0	0	2	0.0
BRETT CONNOLLY	4	2	1	3	3	0	0	0	0	0	5	40.0	NICO HISCHIER	4	1	1	2	-1	4	0	0	0	0	11	9.1
TOM WILSON	4	1	2	3	2	10	0	0	0	0	5	20.0	JOHN MOORE	4	1	1	2	2	0	0	0	0	0	9	11.1
MICHAL KEMPNY	1	1	1	2	4	2	0	0	0	0	1	100.0	TRAVIS ZAJAC	2	1	1	2	1	4	0	0	0	0	2	50.0
CHRISTIAN DJOOS	3	1	1	2	1	2	0	0	0	0	4	25.0	KYLE PALMIERI	3	1	1	2	-1	2	0	0	0	0	5	20.0
DEVANTE SMITH-PELLY	4	0	2	2	-1	0	0	0	0	0	8	0.0	PAVEL ZACHA	4	0	2	2	-1	6	0	0	0	0	9	0.0
JAKUB VRANA	4	1	0	1	0	0	0	0	1	0	4	25.0	DAMON SEVERSON	4	0	2	2	-3	4	0	0	0	0	3	0.0
ANDRE BURAKOVSKY	2	1	0	1	2	17	0	0	0	0	2	50.0	DREW STAFFORD	2	1	0	1	-1	0	0	0	0	0	4	25.0
DMITRY ORLOV	4	1	0	1	-1	2	0	0	0	0	5	20.0	ANDY GREENE	4	1	0	1	-4	0	0	0	0	0	5	20.0
MATT NISKANEN	4	1	0	1	1	2	0	0	0	0	5	20.0	WILL BUTCHER	4	0	1	1	-4	0	0	0	0	0	5	0.0
JAY BEAGLE	3	0	1	1	1	2	0	0	0	0	2	0.0	MICHAEL GRABNER	1	0	0	0	-2	0	0	0	0	0	0	0.0
SHANE GERSICH	1	0	1	1	0	0	0	0	0	0	0	0.0	STEFAN NOESEN	4	0	0	0	-2	0	0	0	0	0	8	0.0
ALEX CHIASSON	4	0	1	1	0	4	0	0	0	0	7	0.0	BRIAN BOYLE	3	0	0	0	-2	17	0	0	0	0	6	0.0
BROOKS ORPIK	4	0	1	1	-1	4	0	0	0	0	4	0.0	ADAM HENRIQUE	1	0	0	0	0	0	0	0	0	0	0	0.0
CHANDLER STEPHENSON	3	0	1	1	0	0	0	0	0	0	1	0.0	MICRO MUELLER	1	0	0	0	-3	0	0	0	0	0	0	0.0
TAYLOR CHORNEY	1	0	0	0	-1	0	0	0	0	0	0	0.0	BLAKE COLEMAN	3	0	0	0	-1	14	0	0	0	0	1	0.0
LARS ELLER	4	0	0	0	-1	2	0	0	0	0	3	0.0	STEVEN SANTINI	2	0	0	0	-1	0	0	0	0	0	2	0.0
MADISON BOWEY	1	0	0	0	0	0	0	0	0	0	1	0.0	DALTON PROUT	1	0	0	0	0	2	0	0	0	0	1	0.0
AARON NESS	1	0	0	0	0	0	0	0	0	0	1	0.0	BRIAN GIBBONS	4	0	0	0	-1	0	0	0	0	0	3	0.0
JAKUB JERABEK	1	0	0	0	-2	0	0	0	0	0	0	0.0	JIMMY HAYES	2	0	0	0	-1	2	0	0	0	0	1	0.0
													BEN LOVEJOY	2	0	0	0	2	0	0	0	0	0	2	0.0
													JESPER BRATT	4	0	0	0	0	0	0	0	0	0	3	0.0

GOALTENDER	GP	MIN	GA	GAA	SO	W	L	OT	SA	SV%	GOALTENDER	GP	MIN	GA	GAA	SO	W	L	OT	SA	SV%
BRADEN HOLTBY	4	240	11	2.74	0	3	0	1	108	.898	KEITH KINKAID	1	60	3	2.98	0	1	0	0	19	.842
											CORY SCHNEIDER	3	179	14	4.69	0	0	3	0	88	.841

POWER PLAY: 4 - 14 (29%)

PENALTY KILLING: 9 - 10 (90%)

POWER PLAY: 1 - 10 (10%)

PENALTY KILLING: 10 - 14 (71.4%)

# New York Islanders

## CLUB INFORMATION

**Founded**.....1972-73  
**Home Arena**.....Barclays Center (15,759)  
**Stanley Cups**.....4 (most recent, 1983)  
**President of Hockey Operations & General Manager**.....Lou Lamoriello  
**Head Coach**.....Barry Trotz  
**Associate Coach**.....Lane Lambert  
**Assistant Coaches**.....John Gruden, Scott Gomez  
**Executive Director of Communications**.....Kimber Auerbach  
 2017-18 Record.....35-37-10 (80 points)  
 2017-18 Finish.....7th, Metropolitan Division  
 2017-18 Playoffs.....DNQ

Barclays Center  
 620 Atlantic Ave.  
 Brooklyn, NY 11217  
 917.618.6100  
 Fax: 718-942-9595  
 @NYIslanders



## 2018-19 MEETINGS

Nov. 26 at NY Islanders  
 Jan. 18 at Washington  
 March 1 at NY Islanders  
 April 6 at Washington

## ALL-TIME SERIES HISTORY

YEAR	TOTALS								HOME								AWAY							
	GP	W	L	T	OT	PTS	GF	GA	GP	W	L	T	OT	PTS	GF	GA	GP	W	L	T	OT	PTS	GF	GA
74-75	4	0	4	0	-	0	3	22	2	0	2	0	-	0	0	12	2	0	2	0	-	0	3	10
75-76	4	0	4	0	-	0	8	22	2	0	2	0	-	0	2	9	2	0	2	0	-	0	6	13
76-77	4	0	1	3	-	3	8	9	2	0	0	2	-	2	4	4	2	0	1	1	-	1	4	5
77-78	4	0	4	0	-	0	3	19	2	0	2	0	-	0	0	10	2	0	2	0	-	0	3	9
78-79	4	1	3	0	-	2	11	18	2	1	1	0	-	2	8	8	2	0	2	0	-	0	3	10
79-80	4	2	2	0	-	4	13	9	2	2	0	0	-	4	10	2	2	0	2	0	-	0	3	7
80-81	4	0	4	0	-	0	10	17	2	0	2	0	-	0	5	7	2	0	2	0	-	0	5	10
81-82	8	0	7	1	-	1	20	39	4	0	3	1	-	1	8	14	4	0	4	0	-	0	12	25
82-83	7	2	4	1	-	5	20	32	3	1	1	1	-	3	7	11	4	1	3	0	-	2	13	21
83-84	7	3	4	0	-	6	27	28	4	2	2	0	-	4	22	15	3	1	2	0	-	2	5	13
84-85	7	4	3	0	-	8	27	26	3	2	1	0	-	4	10	10	4	2	2	0	-	4	17	16
85-86	7	4	3	0	-	8	30	26	4	2	2	0	-	4	16	15	3	2	1	0	-	4	14	11
86-87	7	3	2	2	-	8	18	23	3	1	0	2	-	4	7	6	4	2	2	0	-	4	11	17
87-88	7	2	4	1	-	5	24	26	4	1	2	1	-	3	15	15	3	1	2	0	-	2	9	11
88-89	7	4	3	0	-	8	29	27	3	3	0	0	-	6	14	10	4	1	3	0	-	2	15	17
89-90	7	3	4	0	-	6	24	25	4	2	2	0	-	4	14	13	3	1	2	0	-	2	10	12
90-91	7	7	0	0	-	14	30	17	3	3	0	0	-	6	12	9	4	4	0	0	-	8	18	8
91-92	7	4	2	1	-	9	28	24	4	2	1	1	-	5	16	11	3	2	1	0	-	4	12	13
92-93	7	4	3	0	-	8	23	18	3	0	3	0	-	0	6	11	4	4	0	0	-	8	17	7
93-94	5	1	3	1	-	3	12	17	3	1	1	1	-	3	8	7	2	0	2	0	-	0	4	10
94-95	4	4	0	0	-	8	20	14	2	2	0	0	-	4	11	7	2	2	0	0	-	4	9	7
95-96	5	4	1	0	-	8	21	14	2	2	0	0	-	4	10	8	3	2	1	0	-	4	11	6
96-97	5	1	4	0	-	2	7	14	3	1	2	0	-	2	6	6	2	0	2	0	-	0	1	8
97-98	6	5	0	1	-	11	20	9	3	2	0	1	-	5	10	5	3	3	0	0	-	6	10	4
98-99	4	4	0	0	-	8	16	8	2	2	0	0	-	4	9	4	2	2	0	0	-	4	7	4
99-00	4	4	0	0	0	8	15	10	2	2	0	0	0	4	8	5	2	2	0	0	0	4	7	5
00-01	4	3	0	1	0	7	13	7	2	1	0	1	0	3	5	4	2	2	0	0	0	4	8	3
01-02	4	2	1	1	0	5	16	14	2	2	0	0	0	4	7	4	2	0	1	1	0	1	9	10
02-03	4	4	0	0	0	8	12	5	2	2	0	0	0	4	7	3	2	2	0	0	0	4	5	2
03-04	4	2	2	0	0	4	14	10	2	1	1	0	0	2	10	6	2	1	1	0	0	2	4	4
05-06	4	1	3	-	0	2	11	17	2	1	1	-	0	2	8	7	2	0	2	-	0	0	3	10
06-07	4	1	3	-	0	2	6	16	2	1	1	-	0	2	3	7	2	0	2	-	0	0	3	9
07-08	4	1	1	-	2	4	8	11	2	0	1	-	1	1	4	7	2	1	0	-	1	3	4	4
08-09	4	4	0	-	0	8	17	10	2	2	0	-	0	4	10	5	2	2	0	-	0	4	7	5
09-10	4	3	0	-	1	7	17	12	2	1	0	-	1	3	7	8	2	2	0	-	0	4	10	4
10-11	4	4	0	-	0	8	9	5	2	2	0	-	0	4	4	2	2	2	0	-	0	4	5	3
11-12	4	2	2	-	0	4	10	14	2	1	1	-	0	2	3	5	2	1	1	-	0	2	7	9
12-13	3	1	2	-	0	2	5	9	2	1	1	-	0	2	3	4	1	0	1	-	0	0	2	5
13-14	4	3	1	-	0	6	12	8	2	1	1	-	0	2	6	3	2	2	0	-	0	4	6	5
14-15	4	2	0	-	2	6	12	11	2	2	0	-	0	4	7	4	2	0	0	-	2	2	5	7
15-16	4	3	0	-	1	7	13	9	2	1	0	-	1	3	6	6	2	2	0	-	0	4	7	3
16-17	5	2	3	-	0	4	11	13	2	1	1	-	0	2	2	4	3	1	2	-	0	2	9	9
17-18	4	3	1	-	0	6	18	12	2	2	0	-	0	4	10	6	2	1	1	-	0	2	8	6
Totals	214	107	88	13	6	233	671	698	107	56	37	11	3	126	340	319	107	51	51	2	3	107	321	377

## SERIES INFORMATION

All-Time Series (W-L-T-OT)  
 Current Streak  
 Last Washington Win  
 Last New York Win  
 Last Tie  
 Last Overtime Game  
 Overtime Record  
 Last 10 Games (W-L-OT)  
 Longest Unbeaten Streak  
 Longest Winning Streak  
 Longest Winless Streak  
 Longest Losing Streak  
 Washington Shutouts (Last)  
 New York Shutouts (Last)  
 Last Washington Hat Trick  
 Last New York Hat Trick  
 Most Washington Goals  
 Most New York Goals

### Overall

WSH leads, 107-88-13-6  
 2 WSH wins (3/15/18-3/16/18)  
 3/16/18 (6-3)  
 12/11/17 (1-3)  
 11/27/01 (5-5)  
 4/5/16 (L, 3-4 OT)  
 13-9-15  
 5-4-1  
 22 (4/12/97-3/30/02)  
 11 (3/12/98-3/15/00)  
 19 (10/20/74-1/16/79)  
 9 (10/20/74-1/15/77)  
 6 (2/7/03)  
 13 (12/1/16)  
 A. Oates (10/8/97)  
 M. Czerkawski (11/27/01)  
 8 (1/1/92)  
 8 (four times)

### at Washington

WSH leads, 56-37-11-3  
 2 WSH wins (11/2/17-3/16/18)  
 3/16/18 (6-3)  
 12/1/16 (0-3)  
 10/21/00 (4-4)  
 4/5/16 (L, 3-4 OT)  
 6-4-12  
 7-2-1  
 15 (4/12/97-10/9/03)  
 6 (1/24/00-10/9/03)  
 9 (10/24/74-11/17/78)  
 4 (10/20/74-2/22/76)  
 3 (2/7/03)  
 9 (12/1/16)  
 P. Bondra (2/3/96)  
 D. King (1/1/92)  
 8 (1/1/92)  
 8 (10/8/83)

### at NY Islanders

WSH trails, 51-51-2-3  
 1 WSH win (3/15/18)  
 3/15/18 (7-3)  
 12/11/17 (1-3)  
 11/27/01 (5-5)  
 2/18/16 (W, 3-2 OT)  
 7-5-3  
 5-3-2  
 10 (10/8/97-11/27/01)  
 9 (10/8/97-3/6/01)  
 19 (1/2/75-10/21/82)  
 13 (2/4/78-10/21/82)  
 3 (4/13/98)  
 4 (4/8/06)  
 A. Oates (10/8/97)  
 M. Czerkawski (11/27/01)  
 7 (four times)  
 8 (three times)



# New York Islanders

## 2017-18 WASHINGTON CAPITALS VS. NEW YORK ISLANDERS

CAPITALS WON SEASON SERIES 3-1-0 • NEW YORK 1-3-0

NEW YORK	ISLANDERS	CAPITALS	ATTEND	GOALTENDERS	W. GOAL
DEC. 11, 2017	3	1	11,053	PHILLIP GRUBAUER & BRADEN HOLTBY / JAROSLAV HALAK	JOHN TAVARES
MARCH 15, 2018	3	7	10,740	CHRISTOPHER GIBSON & JAROSLAV HALAK / PHILIPP GRUBAUER	T.J. OSHIE (EN)
WASHINGTON	ISLANDERS	CAPITALS	ATTEND	GOALTENDERS	W. GOAL
NOV. 2, 2017	3	4	18,506	BRADEN HOLTBY / JAROSLAV HALAK	LARS ELLER
MARCH 16, 2018	3	6	18,506	JAROSLAV HALAK / BRADEN HOLTBY	LARS ELLER (EN)

CAPITALS	GP	G	A	P	+/-	PIM	PP	SH	GW	EN	S	%	ISLANDERS	GP	G	A	P	+/-	PIM	PP	SH	GW	EN	S	%
LARS ELLER	4	4	1	5	2	4	0	0	1	1	8	50.0	JOHN TAVARES	4	3	1	4	-3	2	2	0	0	0	16	18.8
DMITRY ORLOV	4	2	3	5	3	4	0	0	0	0	8	25.0	ANDERS LEE	4	2	2	4	-5	2	1	0	0	0	15	13.3
NICKLAS BACKSTROM	4	2	3	5	3	4	2	0	0	0	7	28.6	RYAN PULOCK	4	1	3	4	0	0	0	0	0	0	13	7.7
EVGENY KUZNETSOV	4	0	5	5	0	2	0	0	0	0	6	0.0	MATHEW BARZAL	4	1	3	4	-2	0	1	0	0	0	8	12.5
ALEX CHIASSON	3	2	2	4	2	0	1	0	1	0	5	40.0	BROCK NELSON	4	3	0	3	0	0	1	0	0	0	7	42.9
JOHN CARLSON	4	1	3	4	2	0	0	0	0	0	12	8.3	JOSH BAILEY	4	0	3	3	-4	0	0	0	0	0	7	0.0
T.J. OSHIE	3	3	0	3	3	0	1	0	0	1	5	60.0	JORDAN EBERLE	4	0	3	3	-2	0	0	0	0	0	3	0.0
JAKUB VRANA	4	1	2	3	1	0	0	0	0	0	9	11.1	ANDREW LADD	4	2	0	2	1	2	0	0	1	0	13	15.4
CHANDLER STEPHENSON	3	0	3	3	3	0	0	0	0	0	0	0.0	TANNER FRITZ	2	0	2	2	2	2	0	0	0	0	1	0.0
JAY BEAGLE	4	0	3	3	2	0	0	0	0	0	3	0.0	JASON CHIMERA	2	0	1	1	0	2	0	0	0	0	1	0.0
ANDRE BURAKOVSKY	3	1	1	2	1	2	0	0	1	0	6	16.7	CAL CLUTTERBUCK	4	0	1	1	-3	4	0	0	0	0	5	0.0
MATT NISKANEN	3	1	1	2	4	2	0	0	0	0	3	33.3	CALVIN DE HAAN	2	0	1	1	1	0	0	0	0	0	2	0.0
ALEX OVECHKIN	4	0	2	2	0	2	0	0	0	0	13	0.0	THOMAS HICKEY	3	0	1	1	0	4	0	0	0	0	4	0.0
TOM WILSON	4	0	2	2	3	7	0	0	0	0	4	0.0	JOSHUA HO-SANG	1	0	0	0	0	0	0	0	0	0	0	0.0
TAYLOR CHORNEY	1	1	0	1	1	2	0	0	0	0	1	100.0	NIKOLAY KULEMIN	1	0	0	0	-2	0	0	0	0	0	1	0.0
MADISON BOWEY	2	0	1	1	0	0	0	0	0	0	3	0.0	JOHNNY BOYCHUK	3	0	0	0	-3	2	0	0	0	0	9	0.0
BRETT CONNOLLY	2	0	1	1	-1	0	0	0	0	0	0	0.0	NICK LEDDY	4	0	0	0	-6	2	0	0	0	0	5	0.0
JAKUB JERABEK	1	0	1	1	0	0	0	0	0	0	1	0.0	DENNIS SEIDENBERG	2	0	0	0	-2	0	0	0	0	0	1	0.0
TRAVIS BOYD	1	0	0	0	0	0	0	0	0	0	1	0.0	ANTHONY BEAUVILLIER	4	0	0	0	1	2	0	0	0	0	6	0.0
CHRISTIAN DJOOS	3	0	0	0	0	0	0	0	0	0	1	0.0	CASEY CIZIKAS	4	0	0	0	-4	4	0	0	0	0	6	0.0
NATHAN WALKER	1	0	0	0	1	0	0	0	0	0	0	0.0	BRANDON DAVIDSON	2	0	0	0	-3	0	0	0	0	0	0	0.0
BROOKS ORPIK	4	0	0	0	1	2	0	0	0	0	2	0.0	ADAM PELECH	3	0	0	0	0	0	0	0	0	0	4	0.0
DEVANTE SMITH-PELLY	4	0	0	0	1	0	0	0	0	0	4	0.0	SCOTT MAYFIELD	1	0	0	0	0	0	0	0	0	0	3	0.0
MICHAL KEMPNY	2	0	0	0	3	2	0	0	0	0	2	0.0	ROSS JOHNSON	2	0	0	0	-3	27	0	0	0	0	0	0.0

GOALTENDER	GP	MIN	GA	GAA	SO	W	L	OT	SA	SV%	GOALTENDER	GP	MIN	GA	GAA	SO	W	L	OT	SA	SV%
BRADEN HOLTBY	3	141	9	3.83	0	2	1	0	75	.880	JAROSLAV HALAK	4	206	11	3.20	0	1	2	0	90	.878
PHILIPP GRUBAUER	2	95	3	1.89	0	1	0	0	55	.945	CHRISTOPHER GIBSON	1	30	5	9.88	0	0	1	0	12	.583

POWER PLAY: 4 - 15 (27%)

PENALTY KILLING: 10 - 15 (66.7%)

POWER PLAY: 5 - 15 (33%)

PENALTY KILLING: 11 - 15 (73.3%)

# New York Rangers

## CLUB INFORMATION

**Founded**.....1926-27  
**Home Arena**.....Madison Square Garden (18,006)  
**Stanley Cups**.....4 (most recent, 1994)  
**President**.....Glen Sather  
**General Manager**.....Jeff Gorton  
**Head Coach**.....David Quinn  
**Assistant Coaches**.....Greg Brown, David Oliver, Lindy Ruff  
**Senior Vice President, Public Relations & Player Recruitment**.....John Rosasco  
 2017-18 Record.....34-39-9 (77 points)  
 2017-18 Finish.....8th, Metropolitan Division  
 2017-18 Playoffs.....DNQ

Madison Square Garden  
 Two Pennsylvania Plaza  
 New York, NY 10121  
 212.465.6486  
 Fax: 212.465.6494  
 @NYRangers



## 2018-19 MEETINGS

Oct. 17 at Washington  
 Nov. 24 at NY Rangers  
 Feb. 24 at Washington  
 March 3 at NY Rangers

## ALL-TIME SERIES HISTORY

YEAR	TOTALS								HOME								AWAY							
	GP	W	L	T	OT	PTS	GF	GA	GP	W	L	T	OT	PTS	GF	GA	GP	W	L	T	OT	PTS	GF	GA
74-75	4	1	2	1	-	3	19	23	2	1	0	1	-	3	13	10	2	0	2	0	-	0	6	13
75-76	4	2	2	0	-	4	18	23	2	2	0	0	-	4	12	7	2	0	2	0	-	0	6	16
76-77	4	2	2	0	-	4	17	16	2	1	1	0	-	2	9	7	2	1	1	0	-	2	8	9
77-78	4	0	2	2	-	2	14	27	2	0	1	1	-	1	7	14	2	0	1	1	-	1	7	13
78-79	4	1	1	2	-	4	17	18	2	1	0	1	-	3	7	3	2	0	1	1	-	1	10	15
79-80	4	2	2	0	-	4	15	18	2	1	1	0	-	2	8	10	2	1	1	0	-	2	7	8
80-81	4	2	2	0	-	4	21	17	2	2	0	0	-	4	15	5	2	0	2	0	-	0	6	12
81-82	8	2	3	3	-	7	28	30	4	0	3	1	-	1	12	16	4	2	0	2	-	6	16	14
82-83	7	3	3	1	-	7	26	28	3	1	1	1	-	3	9	11	4	2	2	0	-	4	17	17
83-84	7	3	3	1	-	7	26	23	4	3	0	1	-	7	17	8	3	0	3	0	-	0	9	15
84-85	7	5	2	0	-	10	32	21	3	2	1	0	-	4	16	9	4	3	1	0	-	6	16	12
85-86	7	3	3	1	-	7	24	21	4	2	1	1	-	5	13	9	3	1	2	0	-	2	11	12
86-87	7	3	4	0	-	6	27	27	3	1	2	0	-	2	12	11	4	2	2	0	-	4	15	16
87-88	7	5	2	0	-	10	31	23	4	2	2	0	-	4	14	14	3	3	0	0	-	6	17	9
88-89	7	2	3	2	-	6	16	22	3	1	1	1	-	3	7	8	4	1	2	1	-	3	9	14
89-90	7	4	3	0	-	8	21	20	4	3	1	0	-	6	15	13	3	1	2	0	-	2	6	7
90-91	7	2	4	1	-	5	23	28	3	1	2	0	-	2	8	12	4	1	2	1	-	3	15	16
91-92	7	5	2	0	-	10	35	24	4	2	2	0	-	4	20	16	3	3	0	0	-	6	15	8
92-93	9	5	4	0	-	10	32	28	5	3	2	0	-	6	18	17	4	2	2	0	-	4	14	11
93-94	6	1	5	0	-	2	12	19	3	0	3	0	-	0	5	10	3	1	2	0	-	2	7	9
94-95	4	2	2	0	-	4	16	13	2	2	0	0	-	4	8	3	2	0	2	0	-	0	8	10
95-96	6	3	2	1	-	7	17	19	3	1	1	1	-	3	8	12	3	2	1	0	-	4	9	7
96-97	5	3	2	0	-	6	13	12	3	2	1	0	-	4	8	7	2	1	1	0	-	2	5	5
97-98	5	3	1	1	-	7	15	11	2	1	1	0	-	2	5	4	3	2	0	1	-	5	10	7
98-99	5	2	2	1	-	5	12	11	3	1	2	0	-	2	8	9	2	1	0	1	-	3	4	2
99-00	4	3	0	0	1	7	15	9	2	1	0	0	1	3	8	6	2	2	0	0	0	4	7	3
00-01	4	1	3	0	0	2	13	17	2	1	1	0	0	2	8	8	2	0	2	0	0	0	5	9
01-02	4	3	1	0	0	6	19	12	2	2	0	0	0	4	11	4	2	1	1	0	0	2	8	8
02-03	4	2	0	1	1	6	12	7	2	1	0	0	1	3	8	4	2	1	0	1	0	3	4	3
03-04	4	2	1	0	1	5	10	10	2	1	0	0	1	3	6	6	2	1	1	0	0	2	4	4
05-06	4	2	1	-	1	5	14	10	2	2	0	-	0	4	8	3	2	0	1	-	1	1	6	7
06-07	4	1	3	-	0	2	8	15	2	1	1	-	0	2	5	6	2	0	2	-	0	0	3	9
07-08	4	2	2	-	0	4	9	11	2	2	0	-	0	4	8	6	2	0	2	-	0	0	1	5
08-09	4	3	0	-	1	7	14	11	2	2	0	-	0	4	5	2	2	1	0	-	1	3	9	9
09-10	4	3	1	-	0	6	15	10	2	1	1	-	0	2	5	4	2	2	0	-	0	4	10	6
10-11	4	1	2	-	1	3	6	17	2	0	1	-	1	1	1	7	2	1	1	-	0	2	5	10
11-12	4	2	2	-	0	4	13	11	2	1	1	-	0	2	7	7	2	1	1	-	0	2	6	4
12-13	3	1	2	-	0	2	4	8	1	0	1	-	0	0	1	4	2	1	1	-	0	2	3	4
13-14	4	2	2	-	0	4	8	9	2	1	1	-	0	2	3	4	2	1	1	-	0	2	5	5
14-15	4	1	3	-	0	2	10	13	2	0	2	-	0	0	3	7	2	1	1	-	0	2	7	6
15-16	5	3	2	-	0	6	20	16	2	1	1	-	0	2	7	5	3	2	1	-	0	4	13	11
16-17	4	2	2	-	0	4	9	7	2	1	1	-	0	2	4	4	2	1	1	-	0	2	5	3
17-18	4	3	0	-	1	7	11	6	2	2	0	-	0	4	7	4	2	1	0	-	1	3	4	2
Totals	218	103	90	18	7	231	767	721	109	56	40	9	4	125	379	336	109	47	50	9	3	106	358	384

## SERIES INFORMATION

All-Time Series (W-L-T-OT)  
 Current Streak  
 Last Washington Win  
 Last New York Win  
 Last Tie  
 Last Overtime Game  
 Overtime Record  
 Last 10 Games (W-L-OT)  
 Longest Unbeaten Streak  
 Longest Winning Streak  
 Longest Winless Streak  
 Longest Losing Streak  
 Washington Shutouts (Last)  
 New York Shutouts (Last)  
 Last Washington Hat Trick  
 Last New York Hat Trick  
 Most Washington Goals  
 Most New York Goals

### Overall

WSH leads, 103-90-18-7  
 2 WSH wins (3/26/18-3/28/18)  
 3/28/18 (3-2 OT)  
 12/27/17 (0-1 SO)  
 1/4/03 (2-2)  
 3/28/18 (W, 3-2 OT)  
 11-5-13  
 6-3-1  
 6 (12/23/88-12/23/89)  
 5 (two times)  
 5 (two times)  
 4 (three times)  
 8 (12/27/17)  
 10 (12/27/17)  
 J. Williams (1/17/16)  
 R. Nash (12/23/14)  
 8 (four times)  
 11 (two times)

### at Washington

WSH leads, 56-40-9-4  
 3 WSH wins (4/5/17-3/28/18)  
 3/28/18 (3-2 OT)  
 10/22/16 (2-4)  
 1/5/96 (4-4)  
 3/28/18 (W, 3-2 OT)  
 5-4-5  
 5-5-0  
 5 (4/3/83-3/3/84)  
 4 (12/12/07-1/3/09)  
 6 (11/7/81-1/1/83)  
 3 (two times)  
 6 (4/5/17)  
 6 (10/16/13)  
 J. Williams (1/17/16)  
 M. Messier (12/13/91)  
 8 (three times)  
 11 (3/24/78)

### at NY Rangers

WSH trails, 47-50-9-3  
 1 WSH win (3/26/18)  
 3/26/18 (4-2)  
 12/27/17 (0-1 SO)  
 1/4/03 (2-2)  
 12/27/17 (L, 0-1 SO)  
 6-1-8  
 5-4-1  
 7 (12/2/97-3/23/00)  
 4 (4/1/87-3/16/88)  
 7 (3/5/04-11/1/07)  
 7 (3/5/04-11/1/07)  
 2 (12/27/17)  
 4 (12/27/17)  
 P. Bondra (1/8/98)  
 R. Nash (12/23/14)  
 8 (3/16/88)  
 11 (2/18/76)





# New York Rangers

## 2017-18 WASHINGTON CAPITALS VS. NEW YORK RANGERS

CAPITALS TIED SEASON SERIES, 3-0-1 • NY RANGERS 2-2-0

NEW YORK	RANGERS	CAPITALS	ATTEND	GOALTENDERS	W. GOAL
DEC. 27, 2017	1	0	18,006	ONDREJ PAVELEC / PHILIPP GRUBAUER	MIKA ZIBANEJAD (SO)
MARCH 26, 2018	2	4	18,006	PHILIPP GRUBAUER / ONDREJ PAVELEC & ALEXANDAR GEORGIEV	MATS ZUCCARELLO

WASHINGTON	RANGERS	CAPITALS	ATTEND	GOALTENDERS	W. GOAL
DEC. 8, 2017	2	4	18,506	HENRIK LUNDQVIST / BRADEN HOLTBY	TOM WILSON
MARCH 28, 2018	2	3	18,506	BRADEN HOLTBY / HENRIK LUNDQVIST	EVGENY KUZNETSOV (OT)

CAPITALS	GP	G	A	P	+/-	PIM	PP	SH	GW	EN	S	%	RANGERS	GP	G	A	P	+/-	PIM	PP	SH	GW	EN	S	%
NICKLAS BACKSTROM	4	1	5	6	5	2	0	0	0	0	7	14.3	LIAS ANDERSON	2	1	1	2	2	0	0	0	0	0	2	50.0
EVGENY KUZNETSOV	4	2	2	4	2	4	0	1	1	0	11	18.2	JIMMY VESEY	4	0	2	2	-2	2	0	0	0	0	7	0.0
ALEX OVECHKIN	4	1	2	3	6	2	1	0	1	0	22	4.5	BRADY SKJEI	4	0	2	2	-3	2	0	0	0	0	6	0.0
MATT NISKANEN	4	2	0	2	2	4	0	0	1	0	11	18.2	MICHAEL GRABNER	2	1	0	1	0	0	0	0	0	0	7	14.3
T.J. OSHIE	3	1	1	2	2	0	0	0	0	0	8	12.5	JESPER FAST	3	1	0	1	-2	0	0	0	0	0	6	16.7
TOM WILSON	4	1	1	2	4	2	0	0	0	0	4	25.0	RYAN SPOONER	2	1	0	1	0	0	0	0	0	0	3	33.3
LARS ELLER	4	1	0	1	0	2	0	0	0	0	10	10.0	KEVIN HAYES	4	1	0	1	-2	0	1	0	0	0	8	12.5
ANDRE BURAKOVSKY	4	1	0	1	1	0	0	0	0	0	6	16.7	MATS ZUCCARELLO	4	1	0	1	-1	2	0	0	0	0	15	6.7
JAY BEAGLE	4	1	0	1	0	2	0	0	0	0	5	20.0	PAUL CAREY	2	0	1	1	0	2	0	0	0	0	2	0.0
DEVANTE SMITH-PELLY	3	0	1	1	0	0	0	0	0	0	2	0.0	FILIP CHYTIL	2	0	1	1	-1	2	0	0	0	0	10	0.0
DMITRY ORLOV	4	0	1	1	2	0	0	0	0	0	5	0.0	ROB O'GARA	2	0	1	1	2	0	0	0	0	0	2	0.0
JOHN CARLSON	4	0	1	1	2	2	0	0	0	0	16	0.0	J.T. MILLER	2	0	1	1	0	2	0	0	0	0	4	0.0
JAKUB JERABEK	1	0	1	1	1	0	0	0	0	0	2	0.0	MARC STAAL	4	0	1	1	0	2	0	0	0	0	5	0.0
CHANDLER STEPHENSON	3	0	1	1	1	0	0	0	0	0	4	0.0	RYAN MCDONAGH	2	0	1	1	-1	0	0	0	0	0	1	0.0
ALEX CHIASSON	4	0	1	1	-2	2	0	0	0	0	3	0.0	RICK NASH	2	0	0	0	-1	2	0	0	0	0	7	0.0
SHANE GERSICH	1	0	0	0	-1	0	0	0	0	0	3	0.0	NICK HOLDEN	2	0	0	0	0	0	0	0	0	0	1	0.0
MADISON BOWEY	2	0	0	0	-1	2	0	0	0	0	0	0.0	JOHN GILMOUR	2	0	0	0	-2	0	0	0	0	0	1	0.0
BRETT CONNOLLY	3	0	0	0	-1	0	0	0	0	0	2	0.0	CHRIS KREIDER	4	0	0	0	-4	0	0	0	0	0	10	0.0
BROOKS ORPIK	4	0	0	0	2	2	0	0	0	0	3	0.0	BOO NIEVES	2	0	0	0	0	0	0	0	0	0	2	0.0
JAKUB VRANA	3	0	0	0	-2	0	0	0	0	0	6	0.0	BRENDAN SMITH	2	0	0	0	1	4	0	0	0	0	6	0.0
MICHAL KEMPNY	2	0	0	0	-2	6	0	0	0	0	3	0.0	VLADISLAV NAMESTNIKOV	2	0	0	0	0	2	0	0	0	0	2	0.0
CHRISTIAN DJOOS	3	0	0	0	2	0	0	0	0	0	3	0.0	KEVIN SHATTENKIRK	2	0	0	0	-3	0	0	0	0	0	3	0.0
													NEAL PIONK	2	0	0	0	-1	2	0	0	0	0	2	0.0
													CODY MCLEOD	2	0	0	0	0	2	0	0	0	0	1	0.0
													MIKA ZIBANEJAD	3	0	0	0	-3	0	0	0	0	0	10	0.0
													RYAN SPROUL	2	0	0	0	-1	0	0	0	0	0	1	0.0
													DAVID DESHARNAIS	2	0	0	0	-1	0	0	0	0	0	4	0.0
													PAVEL BUCHNEVICH	4	0	0	0	-1	0	0	0	0	0	5	0.0

GOALTENDER	GP	MIN	GA	GAA	SO	W	L	OT	SA	SV%	GOALTENDER	GP	MIN	GA	GAA	SO	W	L	OT	SA	SV%
BRADEN HOLTBY	2	119	4	2.00	0	2	0	0	66	.939	ONDREJ PAVELEC	2	113	1	0.53	1	1	0	0	57	.982
PHILIPP GRUBAUER	2	124	2	0.96	1	1	0	1	67	.970	ALEXANDAR GEORGIEV	1	9	3	20.22	0	0	1	0	6	.500
											HENRIK LUNDQVIST	2	119	7	3.51	0	0	1	1	73	.904

POWER PLAY: 1 - 12 (8%)

PENALTY KILLING: 14 - 15 (93.3%)

POWER PLAY: 1 - 15 (7%)

PENALTY KILLING: 11 - 12 (91.7%)

# Ottawa Senators

## CLUB INFORMATION

**Founded**.....1992-93  
**Home Arena**.....Canadian Tire Centre (18,567)  
**Stanley Cups**.....None  
**General Manager**.....Pierre Dorion  
**Head Coach**.....Guy Boucher  
**Associate Coach**.....Marc Crawford  
**Assistant Coaches**.....Rob Cookson, Martin Raymond  
**Senior Director of Communications**.....Brian Morris  
 2017-18 Record.....28-43-11 (67 points)  
 2017-18 Finish.....7th, Atlantic Division  
 2017-18 Playoffs.....DNQ

Canadian Tire Centre  
 1000 Palladium Drive  
 Kanata, Ont. K2V 1A5  
 613.599.0250  
 Fax: 613.599.0358  
 @Senators

## 2018-19 MEETINGS

Dec. 22 at Ottawa  
 Dec. 29 at Ottawa  
 Feb. 28 at Washington



## ALL-TIME SERIES HISTORY

	TOTALS								HOME								AWAY							
YEAR	GP	W	L	T	OT	PTS	GF	GA	GP	W	L	T	OT	PTS	GF	GA	GP	W	L	T	OT	PTS	GF	GA
92-93	4	4	0	0	-	8	21	13	2	2	0	0	-	4	11	5	2	2	0	0	-	4	10	8
93-94	4	3	1	0	-	6	30	13	2	2	0	0	-	4	19	6	2	1	1	0	-	2	11	7
94-95	3	1	0	2	-	4	8	7	2	1	0	1	-	3	3	2	1	0	0	1	-	1	5	5
95-96	4	4	0	0	-	8	19	6	2	2	0	0	-	4	11	1	2	2	0	0	-	4	8	5
96-97	4	0	4	0	-	0	3	17	2	0	2	0	-	0	2	8	2	0	2	0	-	0	1	9
97-98	4	1	3	0	-	2	5	10	2	1	1	0	-	2	4	3	2	0	2	0	-	0	1	7
98-99	4	1	3	0	-	2	13	15	2	0	2	0	-	0	4	8	2	1	1	0	-	2	9	7
99-00	4	3	1	0	0	6	9	9	2	2	0	0	0	4	5	2	2	1	1	0	0	2	4	7
00-01	4	2	1	1	0	5	16	12	2	1	0	1	0	3	7	6	2	1	1	0	0	2	9	6
01-02	4	1	2	1	0	3	9	17	2	0	1	1	0	1	5	11	2	1	1	0	0	2	4	6
02-03	4	1	3	0	0	2	8	18	2	0	2	0	0	0	3	11	2	1	1	0	0	2	5	7
03-04	4	0	3	1	0	1	5	15	2	0	1	1	0	1	2	5	2	0	2	0	0	0	3	10
05-06	4	1	3	-	0	2	5	15	2	0	2	-	0	0	3	8	2	1	1	-	0	2	2	7
06-07	4	2	2	-	0	4	14	13	2	2	0	-	0	4	10	5	2	0	2	-	0	0	4	8
07-08	4	4	0	-	0	8	22	12	2	2	0	-	0	4	10	5	2	2	0	-	0	4	12	7
08-09	4	2	1	-	1	5	15	10	2	2	0	-	0	4	12	5	2	0	1	-	1	1	3	5
09-10	4	1	1	-	2	4	17	17	2	1	0	-	1	3	9	7	2	0	1	-	1	1	8	10
10-11	4	3	1	-	0	6	9	7	2	2	0	-	0	4	6	3	2	1	1	-	0	2	3	4
11-12	4	3	1	-	0	6	12	11	2	2	0	-	0	4	5	3	2	1	1	-	0	2	7	8
12-13	3	0	2	-	1	1	4	8	1	0	0	-	1	1	1	2	2	0	2	-	0	0	3	6
13-14	3	0	3	-	0	0	5	11	2	0	2	-	0	0	4	8	1	0	1	-	0	0	1	3
14-15	3	2	0	-	1	5	7	6	1	1	0	-	0	2	2	1	2	1	0	-	1	3	5	5
15-16	3	3	0	-	0	6	13	4	2	2	0	-	0	4	9	2	1	1	0	-	0	2	4	2
16-17	3	2	1	-	0	4	3	4	1	1	0	-	0	2	2	1	2	1	1	-	0	2	1	3
17-18	3	3	0	-	0	6	12	8	2	2	0	-	0	4	8	4	1	1	0	-	0	2	4	4
Totals	93	47	36	5	5	104	284	278	47	28	13	4	2	62	157	122	46	19	23	1	3	42	127	156

## SERIES INFORMATION

All-Time Series (W-L-T-OT)  
 Current Streak  
 Last Washington Win  
 Last Ottawa Win  
 Last Tie  
 Last Overtime Game  
 Overtime Record  
 Last 10 Games (W-L-OT)  
 Longest Unbeaten Streak  
 Longest Winning Streak  
 Longest Winless Streak  
 Longest Losing Streak  
 Washington Shutouts (Last)  
 Ottawa Shutouts (Last)  
 Last Washington Hat Trick  
 Last Ottawa Hat Trick  
 Most Washington Goals  
 Most Ottawa Goals

### Overall

WSH leads, 47-36-5-5  
 3 WSH wins (10/5/17-2/27/18)  
 2/27/18 (3-2)  
 1/24/17 (0-3)  
 2/17/04 (1-1)  
 10/5/17 (W, 5-4 SO)  
 5-5-5  
 8-1-1  
 8 (4/9/94-4/6/96)  
 6 (10/16/92-12/17/93)  
 8 (4/3/03-3/12/06)  
 7 (2/22/12-1/21/14)  
 5 (4/1/06)  
 8 (1/24/17)  
 A. Ovechkin (10/5/17)  
 M. Fisher (12/29/07)  
 11 (12/17/93)  
 11 (11/13/01)

### at Washington

WSH leads, 28-13-4-2  
 6 WSH wins (12/22/14-2/27/18)  
 2/27/18 (3-2)  
 1/21/14 (0-2)  
 2/17/04 (1-1)  
 4/25/13 (L, 1-2 OT)  
 3-2-4  
 7-2-1  
 8 (10/16/92-3/29/96)  
 7 (11/6/06-1/7/10)  
 8 (11/1/01-3/12/04)  
 3 (three times)  
 4 (4/5/02)  
 3 (1/21/14)  
 A. Ovechkin (2/1/09)  
 D. Alfredsson (11/13/01)  
 11 (12/17/93)  
 11 (11/13/01)

### at Ottawa

WSH trails, 19-23-1-3  
 1 WSH win (10/5/17)  
 10/5/17 (5-4 SO)  
 1/24/17 (0-3)  
 2/23/95 (5-5)  
 10/5/17 (W, 5-4 SO)  
 2-3-1  
 4-5-1  
 3 (two times)  
 3 (12/7/92-12/4/93)  
 4 (three times)  
 4 (three times)  
 1 (4/1/06)  
 5 (1/24/17)  
 A. Ovechkin (10/5/17)  
 M. Fisher (12/29/07)  
 8 (two times)  
 7 (3/2/06)



# Ottawa Senators

## 2017-18 WASHINGTON CAPITALS VS. OTTAWA SENATORS

CAPITALS WON SEASON SERIES, 3-0-0 • OTTAWA 0-2-1

OTTAWA	SENATORS	CAPITALS	ATTEND	GOALTENDERS	W. GOAL
OCT. 5, 2017	4	5	17,009	BRADEN HOLTBY / CRAIG ANDERSON	EVGENY KUZNETSOV (SO)
WASHINGTON	SENATORS	CAPITALS	ATTEND	GOALTENDERS	W. GOAL
NOV. 22, 2017	2	5	18,506	BRADEN HOLTBY / CRAIG ANDERSON	ALEX CHIASSON (EN)
FEB. 27, 2018	2	3	18,506	PHILIPP GRUBAUER / MIKE CONDON	EVGENY KUZNETSOV

CAPITALS	GP	G	A	P	+/-	PIM	PP	SH	GW	EN	S	%	SENATORS	GP	G	A	P	+/-	PIM	PP	SH	GW	EN	S	%
EVGENY KUZNETSOV	3	3	5	8	6	2	1	0	2	0	11	27.3	MARK STONE	3	2	2	4	4	0	0	0	0	0	7	28.6
JAKUB VRANA	3	2	3	5	6	0	0	0	0	0	13	15.4	DERICK BRASSARD	2	1	3	4	3	0	0	0	0	0	8	12.5
ALEX OVECHKIN	3	4	0	4	3	2	0	0	0	0	10	40.0	MIKE HOFFMAN	3	2	0	2	-3	0	1	0	0	0	12	16.7
MATT NISKANEN	3	0	3	3	4	4	0	0	0	0	4	0.0	CHRIS WIDEMAN	1	1	1	2	1	0	0	0	0	0	1	100.0
T.J. OSHIE	3	0	3	3	3	2	0	1	0	0	4	0.0	ERIK KARLSSON	2	1	1	2	-3	0	0	0	0	0	4	25.0
ALEX CHIASSON	2	1	1	2	1	0	0	0	0	1	3	33.3	BOBBY RYAN	3	0	2	2	1	0	0	0	0	0	7	0.0
NICKLAS BACKSTROM	3	0	2	2	1	2	0	0	0	0	4	0.0	RYAN DZINGEL	3	1	0	1	-1	0	0	0	0	0	2	50.0
BRETT CONNOLLY	3	1	0	1	-2	0	0	0	0	0	4	25.0	ALEXANDRE BURROWS	2	0	1	1	0	2	0	0	0	0	1	0.0
TOM WILSON	2	1	0	1	0	9	0	0	0	0	2	50.0	THOMAS CHABOT	2	0	1	1	-1	0	0	0	0	0	3	0.0
DMITRY ORLOV	3	0	1	1	1	0	0	0	0	0	3	0.0	FREDRIK CLAESSON	3	0	1	1	1	0	0	0	0	0	4	0.0
JOHN CARLSON	3	0	1	1	-1	0	0	0	0	0	8	0.0	DION PHANEUF	2	0	1	1	0	0	0	0	0	0	5	0.0
BROOKS ORPIK	3	0	1	1	0	6	0	0	0	0	3	0.0	JIM O'BRIEN	1	0	0	0	0	0	0	0	0	0	2	0.0
LARS ELLER	3	0	1	1	-1	2	0	0	0	0	1	0.0	TOM PYATT	3	0	0	0	-3	0	0	0	0	0	1	0.0
JAY BEAGLE	3	0	0	0	-1	0	0	0	0	0	1	0.0	MATT DUCHENE	2	0	0	0	-2	0	0	0	0	0	4	0.0
MADISON BOWEY	1	0	0	0	0	0	0	0	0	0	0	0.0	KYLE TURRIS	1	0	0	0	-2	0	0	0	0	0	2	0.0
AARON NESS	1	0	0	0	2	4	0	0	0	0	0	0.0	NICK PAUL	1	0	0	0	0	0	0	0	0	0	2	0.0
ANDRE BURAKOVSKY	2	0	0	0	0	0	0	0	0	0	1	0.0	NATE THOMPSON	2	0	0	0	-2	0	0	0	0	0	4	0.0
JAKUB JERABEK	1	0	0	0	0	0	0	0	0	0	0	0.0	LOGAN BROWN	1	0	0	0	-1	0	0	0	0	0	2	0.0
MICHAL KEMPNY	1	0	0	0	0	2	0	0	0	0	0	0.0	MARK BOROWIECKI	2	0	0	0	1	5	0	0	0	0	0	0.0
DEVANTE SMITH-PELLEY	3	0	0	0	-3	0	0	0	0	0	0	0.0	MARIAN GABORIK	1	0	0	0	-1	0	0	0	0	0	2	0.0
TYLER GRAOVAC	1	0	0	0	-1	2	0	0	0	0	0	0.0	ZACK SMITH	2	0	0	0	-4	2	0	0	0	0	4	0.0
CHANDLER STEPHENSON	2	0	0	0	0	0	0	0	0	0	0	0.0	MAX MCCORMICK	1	0	0	0	0	2	0	0	0	0	1	0.0
TAYLOR CHORNEY	2	0	0	0	2	0	0	0	0	0	3	0.0	CODY CECI	3	0	0	0	-5	0	0	0	0	0	6	0.0
													JOHNNY ODUYA	2	0	0	0	-1	0	0	0	0	0	3	0.0
													MAGNUS PAAJARVI	1	0	0	0	0	0	0	0	0	0	1	0.0
													BEN HARPUR	2	0	0	0	0	2	0	0	0	0	2	0.0
													JEAN-GABRIEL PAGEAU	3	0	0	0	-3	0	0	0	0	0	3	0.0

GOALTENDER	GP	MIN	GA	GAA	SO	W	L	OT	SA	SV%	GOALTENDER	GP	MIN	GA	GAA	SO	W	L	OT	SA	SV%
BRADEN HOLTBY	2	125	6	2.88	0	2	0	0	63	.905	MIKE CONDON	1	58	3	3.09	0	0	1	0	22	.864
PHILIPP GRUBAUER	1	60	2	2.00	0	1	0	0	30	.933	CRAIG ANDERSON	2	123	8	3.88	0	0	1	1	52	.846

POWER PLAY: 1 - 4 (25%)

PENALTY KILLING: 14 - 15 (93.3%)

POWER PLAY: 1 - 15 (7%)

PENALTY KILLING: 3 - 4 (75%)

# Philadelphia Flyers

## CLUB INFORMATION

**Founded**.....1967-68  
**Home Arena**.....Wells Fargo Center (19,543)  
**Stanley Cups**.....2 (most recent: 1975)  
**President**.....Paul Holmgren  
**Executive VP & General Manager, Alternate Governor**.....Ron Hextall  
**Head Coach**.....Dave Hakstol  
**Assistant Coaches**.....Gord Murphy, Kris Knoblauch, Ian Laperriere  
**Senior Director of Communications**.....Zack Hill  
 2017-18 Record.....42-26-14 (98 points)  
 2017-18 Finish.....3rd, Metropolitan Division  
 2017-18 Playoffs.....E. Conference Quarterfinals (def. by PIT 4-2)

Wells Fargo Center  
 3601 South Broad Street  
 Philadelphia, PA 19148  
 215.465.4500  
 Fax: 215.218.7837  
 @NHLFlyers



## 2018-19 MEETINGS

Jan. 8 at Washington  
 March 6 at Philadelphia  
 March 14 at Philadelphia  
 March 24 at Washington

## ALL-TIME SERIES HISTORY

YEAR	TOTALS								HOME								AWAY							
	GP	W	L	T	OT	PTS	GF	GA	GP	W	L	T	OT	PTS	GF	GA	GP	W	L	T	OT	PTS	GF	GA
74-75	4	0	4	0	-	0	5	21	2	0	2	0	-	0	3	11	2	0	2	0	-	0	2	10
75-76	4	0	3	1	-	1	16	28	2	0	1	1	-	1	10	12	2	0	2	0	-	0	6	16
76-77	4	0	2	2	-	2	13	23	2	0	0	2	-	2	9	9	2	0	2	0	-	0	4	14
77-78	4	0	4	0	-	0	4	17	2	0	2	0	-	0	2	9	2	0	2	0	-	0	2	8
78-79	4	0	3	1	-	1	12	21	2	0	1	1	-	1	6	9	2	0	2	0	-	0	6	12
79-80	4	0	2	2	-	2	13	18	2	0	0	2	-	2	7	7	2	0	2	0	-	0	6	11
80-81	4	2	2	0	-	4	14	15	2	0	2	0	-	0	3	13	2	2	0	0	-	4	11	2
81-82	8	4	3	1	-	9	34	33	4	2	1	1	-	5	24	16	4	2	2	0	-	4	10	17
82-83	7	4	3	0	-	8	23	22	4	2	2	0	-	4	13	13	3	2	1	0	-	4	10	9
83-84	7	4	3	0	-	8	30	24	3	2	1	0	-	4	14	9	4	2	2	0	-	4	16	15
84-85	7	1	5	1	-	3	26	31	4	1	3	0	-	2	14	13	3	0	2	1	-	1	12	18
85-86	7	2	5	0	-	4	17	25	3	2	1	0	-	4	13	11	4	0	4	0	-	0	4	14
86-87	7	1	5	1	-	3	13	28	4	1	3	0	-	2	7	16	3	0	2	1	-	1	6	12
87-88	7	4	2	1	-	9	19	15	3	2	1	0	-	4	8	6	4	2	1	1	-	5	11	9
88-89	7	4	3	0	-	8	21	19	4	3	1	0	-	6	15	10	3	1	2	0	-	2	6	9
89-90	7	5	1	1	-	11	26	17	3	2	1	0	-	4	14	8	4	3	0	1	-	7	12	9
90-91	7	5	1	1	-	11	28	14	4	3	0	1	-	7	18	6	3	2	1	0	-	4	10	8
91-92	7	3	4	0	-	6	30	27	3	2	1	0	-	4	18	14	4	1	3	0	-	2	12	13
92-93	7	1	5	1	-	3	21	32	3	0	2	1	-	1	7	12	4	1	3	0	-	2	14	20
93-94	6	4	1	1	-	9	20	13	2	0	1	1	-	1	3	6	4	4	0	0	-	8	17	7
94-95	4	0	3	1	-	1	8	14	2	0	1	1	-	1	3	5	2	0	2	0	-	0	5	9
95-96	5	2	2	1	-	5	12	11	3	2	0	1	-	5	8	4	2	0	2	0	-	0	4	7
96-97	6	2	3	1	-	5	16	19	3	1	2	0	-	2	8	9	3	1	1	1	-	3	8	10
97-98	5	2	2	1	-	5	14	12	2	1	0	1	-	3	6	3	3	1	2	0	-	2	8	9
98-99	4	0	4	0	-	0	3	11	2	0	2	0	-	0	1	5	2	0	2	0	-	0	2	6
99-00	4	2	2	0	0	4	10	11	2	2	0	0	0	4	7	4	2	0	2	0	0	0	3	7
00-01	4	2	1	1	0	5	14	11	2	2	0	0	0	4	10	5	2	0	1	1	0	1	4	6
01-02	4	0	4	0	0	0	4	18	2	0	2	0	0	0	1	7	2	0	2	0	0	0	3	11
02-03	4	2	2	0	0	4	8	7	2	2	0	0	0	4	6	2	2	0	2	0	0	0	2	5
03-04	4	1	3	0	0	2	6	14	2	1	1	0	0	2	3	5	2	0	2	0	0	0	3	9
05-06	4	1	3	-	0	2	9	19	2	1	1	-	0	2	4	6	2	0	2	-	0	0	5	13
06-07	4	4	0	-	0	8	20	9	2	2	0	-	0	4	10	3	2	2	0	-	0	4	10	6
07-08	4	2	2	-	0	4	14	15	2	0	2	-	0	0	6	9	2	2	0	-	0	4	8	6
08-09	4	2	2	-	0	4	6	13	2	1	1	-	0	2	3	5	2	1	1	-	0	2	3	8
09-10	4	3	0	-	1	7	22	13	2	2	0	-	0	4	9	5	2	1	0	-	1	3	13	8
10-11	4	2	0	-	2	6	13	13	2	1	0	-	1	3	7	6	2	1	0	-	1	3	6	7
11-12	4	1	2	-	1	3	7	9	2	0	2	-	0	0	1	6	2	1	0	-	1	3	6	3
12-13	3	1	1	-	1	3	8	11	1	1	0	-	0	2	3	2	2	0	1	-	1	1	5	9
13-14	5	2	2	-	1	5	21	20	2	1	0	-	1	3	8	9	3	1	2	-	0	2	13	11
14-15	4	1	2	-	1	3	6	9	2	1	1	-	0	2	2	3	2	0	1	-	1	1	4	6
15-16	4	2	0	-	2	6	12	9	2	1	0	-	1	3	6	6	2	1	0	-	1	3	6	3
16-17	4	3	0	-	1	7	13	5	2	2	0	-	0	4	7	1	2	1	0	-	1	3	6	4
17-18	4	1	2	-	1	3	11	19	2	1	0	-	1	3	6	5	2	0	2	-	0	0	5	14
<b>Totals</b>	<b>215</b>	<b>82</b>	<b>103</b>	<b>19</b>	<b>11</b>	<b>194</b>	<b>642</b>	<b>734</b>	<b>105</b>	<b>47</b>	<b>41</b>	<b>13</b>	<b>4</b>	<b>111</b>	<b>333</b>	<b>325</b>	<b>110</b>	<b>35</b>	<b>62</b>	<b>6</b>	<b>7</b>	<b>83</b>	<b>309</b>	<b>409</b>

## SERIES INFORMATION

### All-Time Series (W-L-T-OT)

Current Streak  
 Last Washington Win  
 Last Philadelphia Win  
 Last Tie  
 Last Overtime Game  
 Overtime Record  
 Last 10 Games (W-L-OT)  
 Longest Unbeaten Streak  
 Longest Winning Streak  
 Longest Winless Streak  
 Longest Losing Streak  
 Washington Shutouts (Last)  
 Philadelphia Shutouts (Last)  
 Last Washington Hat Trick  
 Last Philadelphia Hat Trick  
 Most Washington Goals  
 Most Philadelphia Goals

### Overall

WSH trails, 82-103-19-11  
 1 PHI wins (3/18/18)  
 1/31/18 (5-3)  
 3/18/18 (3-6)  
 10/29/00 (1-1)  
 1/21/18 (L, 1-2)  
 8-8-20  
 5-2-3  
 8 (12/5/89-1/4/91)  
 5 (two times)  
 25 (11/9/74-12/20/80)  
 6 (three times)  
 11 (1/15/17)  
 11 (3/4/12)  
 J. Ward (11/1/13)  
 M. Richards (10/6/09)  
 10 (11/21/81)  
 11 (4/1/76)

### at Washington

WSH leads, 47-41-13-4  
 1 WSH win (1/31/18)  
 1/31/18 (5-3)  
 1/21/18 (1-2)  
 10/31/97 (2-2)  
 1/21/18 (L, 1-2)  
 6-3-10  
 6-1-3  
 7 (1/28/90-2/22/92)  
 4 (two times)  
 15 (12/26/74-10/14/81)  
 3 (four times)  
 7 (1/15/17)  
 6 (3/4/12)  
 P. Bondra (10/12/99)  
 M. Recchi (10/20/01)  
 10 (11/21/81)  
 8 (1/4/81)

### at Philadelphia

WSH trails, 35-62-6-7  
 2 PHI wins (10/14/17-3/18/18)  
 2/22/17 (4-1)  
 3/18/18 (3-6)  
 10/29/00 (1-1)  
 12/21/16 (L, 2-3 SO)  
 2-5-10  
 2-5-3  
 5 (12/5/89-10/23/90)  
 4 (11/4/06-2/6/08)  
 16 (3/5/98-2/10/06)  
 12 (11/9/74-4/3/80)  
 4 (11/1/13)  
 5 (11/15/01)  
 J. Ward (11/1/13)  
 M. Richards (10/6/09)  
 8 (12/5/09)  
 11 (4/1/76)





# Philadelphia Flyers

## 2017-18 WASHINGTON CAPITALS VS. PHILADELPHIA FLYERS

CAPITALS LOST SEASON SERIES, 1-2-1 • PHILADELPHIA 3-1-0

PHILADELPHIA	FLYERS	CAPITALS	ATTEND	GOALTENDERS	W. GOAL
OCT. 14, 2017	8	2	19,817	BRIAN ELLIOTT / PHILIPP GRUBAUER	CLAUDE GIROUX
MAR. 18, 2018	6	3	19,687	PETR MRAZEK / PHILIPP GRUBAUER	JAKUB VORACEK (EN)
WASHINGTON	FLYERS	CAPITALS	ATTEND	GOALTENDERS	W. GOAL
JAN. 21, 2018	2	1	18,506	BRIAN ELLIOTT / BRADEN HOLTBY	TRAVIS KONECNY (OT)
JAN. 31, 2018	3	5	18,506	BRADEN HOLTBY / MICHAL NEUVIRTH & ALEX LYON	DEVANTE SMITH-PELLY

CAPITALS	GP	G	A	P	+/-	PIM	PP	SH	GW	EN	S	%	FLYERS	GP	G	A	P	+/-	PIM	PP	SH	GW	EN	S	%
JOHN CARLSON	4	1	5	6	-4	6	0	0	0	0	7	14.3	SEAN COUTURIER	4	2	5	7	8	4	0	0	0	0	10	20.0
CHANDLER STEPHENSON	3	3	0	3	2	0	0	0	0	0	3	100.0	JAKUB VORACEK	4	2	5	7	7	2	0	0	0	1	6	33.3
ALEX OVECHKIN	4	2	1	3	-8	0	1	0	0	0	14	14.3	WAYNE SIMMONDS	4	3	2	5	2	0	1	0	2	0	15	20.0
T.J. OSHIE	4	1	2	3	-4	7	1	0	1	0	7	14.3	CLAUDE GIROUX	4	2	3	5	5	2	0	0	0	0	10	20.0
JAKUB VRANA	3	1	1	2	0	0	0	0	0	0	6	16.7	SHAYNE GOSTISBEHERE	4	1	3	4	6	0	0	0	0	0	6	16.7
NICKLAS BACKSTROM	4	1	1	2	-1	4	0	0	0	0	9	11.1	IVAN PROVOROV	4	1	3	4	7	4	0	0	0	0	12	8.3
LARS ELLER	4	0	2	2	-5	0	0	0	0	0	7	0.0	SCOTT LAUGHTON	4	2	0	2	0	0	0	1	0	0	7	28.6
EVGENY KUZNETSOV	3	0	2	2	-8	2	0	0	0	0	4	0.0	TRAVIS KONECNY	4	2	0	2	3	5	0	0	1	0	15	13.3
ANDRE BURAKOVSKY	4	1	0	1	-2	2	1	0	0	0	4	25.0	VALTTERI FILPPULA	4	1	1	2	-2	0	0	0	0	0	1	100.0
DEVANTE SMITH-PELLY	4	1	0	1	0	0	0	0	0	0	7	14.3	NOLAN PATRICK	4	1	1	2	3	2	0	0	0	0	5	20.0
JAY BEAGLE	4	0	1	1	0	0	0	0	0	0	2	0.0	RADKO GUDAS	4	0	2	2	1	10	0	0	0	0	10	0.0
TRAVIS BOYD	1	0	1	1	0	0	0	0	0	0	0	0.0	MICHAEL RAFFL	4	1	0	1	0	2	0	0	0	0	1	100.0
MADISON BOWEY	3	0	1	1	-2	0	0	0	0	0	1	0.0	OSKAR LINDBOLM	1	1	0	1	1	0	0	0	0	0	1	100.0
BROOKS ORPIK	3	0	1	1	-2	0	0	0	0	0	2	0.0	ROBERT HAGG	4	0	1	1	1	2	0	0	0	0	2	0.0
CHRISTIAN DJOOS	4	0	1	1	1	0	0	0	0	0	3	0.0	ANDREW MACDONALD	4	0	1	1	3	2	0	0	0	0	3	0.0
ALEX CHIASSON	3	0	0	0	-2	5	0	0	0	0	1	0.0	BRANDON MANNING	3	0	1	1	1	7	0	0	0	0	5	0.0
TOM WILSON	4	0	0	0	-4	16	0	0	0	0	3	0.0	JORDAN WEAL	4	0	1	1	-1	0	0	0	0	0	7	0.0
DMITRY ORLOV	4	0	0	0	-5	0	0	0	0	0	12	0.0	DALE WEISE	1	0	0	0	0	0	0	0	0	0	3	0.0
MATT NISKANEN	3	0	0	0	1	0	0	0	0	0	6	0.0	TYRELL GOULBOURNE	2	0	0	0	0	2	0	0	0	0	1	0.0
MICHAL KEMPNY	1	0	0	0	-2	0	0	0	0	0	2	0.0	TAYLOR LEIER	1	0	0	0	1	0	0	0	0	0	2	0.0
AARON NESS	1	0	0	0	-1	0	0	0	0	0	0	0.0	TRAVIS SANHEIM	1	0	0	0	0	0	0	0	0	0	1	0.0
JAKUB JERABEK	1	0	0	0	-3	0	0	0	0	0	2	0.0	JORI LEHTERA	2	0	0	0	-1	0	0	0	0	0	2	0.0
BRETT CONNOLLY	3	0	0	0	1	0	0	0	0	0	2	0.0	MATT READ	1	0	0	0	1	0	0	0	0	0	0	0.0

GOALTENDER	GP	MIN	GA	GAA	SO	W	L	OT	SA	SV%	GOALTENDER	GP	MIN	GA	GAA	SO	W	L	OT	SA	SV%
BRADEN HOLTBY	2	120	5	2.49	0	1	0	1	53	.906	BRIAN ELLIOTT	2	120	3	1.49	0	2	0	0	51	.941
PHILIPP GRUBAUER	2	118	13	6.61	0	0	2	0	71	.817	PETR MRAZEK	1	60	3	3.00	0	1	0	0	28	.893
											ALEX LYON	1	8	0	--	0	0	0	0	5	1.000
											MICHAL NEUVIRTH	1	49	5	6.11	0	0	1	0	20	.750

POWER PLAY: 3 - 11 (27%)

PENALTY KILLING: 8 - 9 (88.9%)

POWER PLAY: 1 - 9 (11%)

PENALTY KILLING: 8 - 11 (72.7%)

# Pittsburgh Penguins

## CLUB INFORMATION

**Founded**.....1967-68  
**Home Arena**.....PPG Paints Arena (18,387)  
**Stanley Cups**.....5 (most recent, 2017)  
**Executive Vice President & General Manager**.....Jim Rutherford  
**Head Coach**.....Mike Sullivan  
**Assistant Coaches**.....Mark Recchi, Jacques Martin, Sergei Gonchar  
**Senior Director of Communications**.....Jennifer Bullano  
 2017-18 Record.....47-29-6 (100 points)  
 2017-18 Finish.....2nd, Metropolitan Division  
 2017-18 Playoffs.....E. Conference Semi-Finals (def. by WSH 4-2)

CONSOL Energy Center  
 1001 Fifth Avenue  
 Pittsburgh, PA 15219  
 412.642.1300  
 Fax: 412.255.1980  
 @penguins

## 2018-19 MEETINGS

Oct. 4 at Pittsburgh  
 Nov. 7 at Washington  
 Dec. 19 at Washington  
 March 12 at Pittsburgh



## ALL-TIME SERIES HISTORY

TOTALS									HOME									AWAY								
YEAR	GP	W	L	T	OT	PTS	GF	GA	GP	W	L	T	OT	PTS	GF	GA	GP	W	L	T	OT	PTS	GF	GA		
74-75	6	1	5	0	-	2	13	36	3	1	2	0	-	2	10	13	3	0	3	0	-	0	3	23		
75-76	6	1	4	1	-	3	23	36	3	0	2	1	-	1	11	17	3	1	2	0	-	2	12	19		
76-77	6	4	1	1	-	9	22	16	3	2	0	1	-	5	12	8	3	2	1	0	-	4	10	8		
77-78	6	4	1	1	-	9	20	15	3	2	1	0	-	4	7	7	3	2	0	1	-	5	13	8		
78-79	8	3	4	1	-	7	28	32	4	2	2	0	-	4	17	18	4	1	2	1	-	3	11	14		
79-80	4	1	3	0	-	2	10	16	2	1	1	0	-	2	9	7	2	0	2	0	-	0	1	9		
80-81	4	1	2	1	-	3	14	18	2	0	2	0	-	0	7	13	2	1	0	1	-	3	7	5		
81-82	8	2	5	1	-	5	33	40	4	1	3	0	-	2	17	19	4	1	2	1	-	3	16	21		
82-83	7	5	1	1	-	11	36	23	4	3	0	1	-	7	22	13	3	2	1	0	-	4	14	10		
83-84	7	6	1	0	-	12	28	12	3	2	1	0	-	4	15	5	4	4	0	0	-	8	13	7		
84-85	7	6	0	1	-	13	44	20	4	4	0	0	-	8	29	9	3	2	0	1	-	5	15	11		
85-86	7	6	1	0	-	12	27	22	3	3	0	0	-	6	14	9	4	3	1	0	-	6	13	13		
86-87	7	3	4	0	-	6	26	30	4	3	1	0	-	6	15	13	3	0	3	0	-	0	11	17		
87-88	7	1	5	1	-	3	23	32	3	1	2	0	-	2	13	14	4	0	3	1	-	1	10	18		
88-89	7	3	4	0	-	6	35	31	4	2	2	0	-	4	19	13	3	1	2	0	-	2	16	18		
89-90	7	2	5	0	-	4	28	34	3	1	2	0	-	2	14	16	4	1	3	0	-	2	14	18		
90-91	7	2	4	1	-	5	26	29	4	1	2	1	-	3	19	22	3	1	2	0	-	2	7	7		
91-92	7	5	2	0	-	10	35	21	4	3	1	0	-	6	19	15	3	2	1	0	-	4	16	6		
92-93	7	1	5	1	-	3	22	32	4	1	2	1	-	3	11	14	3	0	3	0	-	0	11	18		
93-94	4	2	1	1	-	5	18	14	2	1	0	1	-	3	11	7	2	1	1	0	-	2	7	7		
94-95	4	2	2	0	-	4	11	10	2	1	1	0	-	2	8	6	2	1	1	0	-	2	3	4		
95-96	4	1	3	0	-	2	8	12	2	1	1	0	-	2	6	5	2	0	2	0	-	0	2	7		
96-97	4	1	3	0	-	2	11	14	2	1	1	0	-	2	7	7	2	0	2	0	-	0	4	7		
97-98	4	1	1	2	-	4	9	9	2	0	1	1	-	1	3	6	2	1	0	1	-	3	6	3		
98-99	4	2	2	0	-	4	12	17	2	2	0	0	-	4	9	7	2	0	2	0	-	0	3	10		
99-00	4	1	2	0	1	3	8	12	2	1	0	0	1	3	6	6	2	0	2	0	0	0	2	6		
00-01	4	2	2	0	0	4	13	14	2	1	1	0	0	2	7	8	2	1	1	0	0	2	6	6		
01-02	4	0	2	2	0	2	11	16	2	0	0	2	0	2	6	6	2	0	2	0	0	0	5	10		
02-03	4	3	1	0	0	6	13	8	2	2	0	0	0	4	7	4	2	1	1	0	0	2	6	4		
03-04	4	2	2	0	0	4	12	13	2	2	0	0	0	4	8	5	2	0	2	0	0	0	4	8		
05-06	4	1	3	-	0	2	14	22	2	1	1	-	0	2	9	9	2	0	2	-	0	0	5	13		
06-07	4	0	3	-	1	1	9	13	2	0	1	-	1	1	7	9	2	0	2	-	0	0	2	4		
07-08	4	1	2	-	1	3	11	15	2	0	2	-	0	0	3	6	2	1	0	-	1	3	8	9		
08-09	4	3	0	-	1	7	18	11	2	1	0	-	1	3	8	5	2	2	0	-	0	4	10	6		
09-10	4	4	0	-	0	8	20	13	2	2	0	-	0	4	8	7	2	2	0	-	0	4	12	6		
10-11	4	3	0	-	1	7	9	3	2	1	0	-	1	3	5	2	2	2	0	-	0	4	4	1		
11-12	4	2	1	-	1	5	8	8	2	1	1	-	0	2	2	2	2	1	0	-	1	3	6	6		
12-13	3	0	3	-	0	0	6	13	1	0	1	-	0	0	3	6	2	0	2	-	0	0	3	7		
13-14	4	0	4	-	0	0	5	13	2	0	2	-	0	0	2	7	2	0	2	-	0	0	3	6		
14-15	4	3	1	-	0	6	13	5	2	1	1	-	0	2	7	4	2	2	0	-	0	4	6	1		
15-16	5	2	2	-	1	5	13	16	3	1	1	-	1	3	7	9	2	1	1	-	0	2	6	7		
16-17	4	2	0	-	2	6	21	14	2	2	0	-	0	4	12	3	2	0	0	-	2	2	9	11		
17-18	4	2	2	-	0	4	13	12	2	1	1	-	0	2	6	4	2	1	1	-	0	2	7	8		
Totals	221	97	99	16	9	219	779	791	112	56	42	9	5	126	437	384	109	41	57	7	4	93	342	407		

## SERIES INFORMATION

All-Time Series (W-L-T-OT)  
 Current Streak  
 Last Washington Win  
 Last Pittsburgh Win  
 Last Tie  
 Last Overtime Game  
 Overtime Record  
 Last 10 Games (W-L-OT)  
 Longest Unbeaten Streak  
 Longest Winning Streak  
 Longest Winless Streak  
 Longest Losing Streak  
 Washington Shutouts (Last)  
 Pittsburgh Shutouts (Last)  
 Last Washington Hat Trick  
 Last Pittsburgh Hat Trick  
 Most Washington Goals  
 Most Pittsburgh Goals

### Overall

WSH trails, 97-99-16-9  
 1 WSH win (4/1/18)  
 4/1/18 (3-1)  
 2/2/18 (L, 4-7 OT)  
 12/22/01 (4-4)  
 1/16/17 (L, 7-8 OT)  
 7-14-9  
 4-3-3  
 15 (10/25/83-11/20/85)  
 9 (12/2/84-11/20/85)  
 8 (two times)  
 8 (1/22/12-3/11/14)  
 9 (1/28/15)  
 9 (3/11/14)  
 A. Ovechkin (2/7/10)  
 E. Malkin (1/16/17)  
 9 (two times)  
 12 (3/15/75)

### at Washington

WSH leads, 56-42-9-5  
 1 WSH win (11/10/2017)  
 11/10/17 (4-1)  
 10/10/17 (2-3 OT)  
 12/22/01 (4-4)  
 4/7/16 (L, 3-4 OT)  
 4-7-6  
 5-4-1  
 9 (3/1/84-4/1/86)  
 9 (3/1/84-4/1/86)  
 4 (three times)  
 4 (1/22/12-3/19/13)  
 5 (1/28/15)  
 3 (11/20/13)  
 A. Ovechkin (2/7/10)  
 M. Straka (1/8/01)  
 9 (two times)  
 7 (eight times)

### at Pittsburgh

WSH trails, 41-57-7-4  
 1 WSH win (4/1/2018)  
 4/1/18 (3-1)  
 2/2/18 (4-7)  
 2/4/98 (2-2)  
 1/16/17 (L, 7-8 OT)  
 3-7-3  
 4-4-2  
 11 (12/18/82-11/20/85)  
 6 (12/18/82-3/5/84)  
 9 (10/9/86-11/30/88)  
 7 (3/16/04-12/27/07)  
 4 (12/27/14)  
 6 (3/11/14)  
 R. Burridge (3/15/94)  
 E. Malkin (1/16/17)  
 8 (10/29/91)  
 12 (3/15/75)



# Pittsburgh Penguins

## 2017-18 WASHINGTON CAPITALS VS. PITTSBURGH PENGUINS

CAPITALS TIED SEASON SERIES, 2-2-0 • PITTSBURGH 2-2-0

PITTSBURGH	PENGUINS	CAPITALS	ATTEND	GOALTENDERS	W. GOAL
FEB. 2, 2018	7	4	18,652	MATT MURRAY / BRADEN HOLTBY & PHILIPP GRUBAUER	EVGENI MALKIN
APR. 1, 2018	1	3	18,639	PHILIPP GRUBAUER / MATT MURRAY	TOM WILSON
WASHINGTON	PENGUINS	CAPITALS	ATTEND	GOALTENDERS	W. GOAL
OCT. 11, 2017	3	2	18,506	MATT MURRAY / BRADEN HOLTBY	CONOR SHEARY
NOV. 10, 2017	1	4	18,506	BRADEN HOLTBY / MATT MURRAY	JAKUB VRANA (EN)

CAPITALS	GP	G	A	P	+/-	PIM	PP	SH	GW	EN	S	%	PENGUINS	GP	G	A	P	+/-	PIM	PP	SH	GW	EN	S	%
ALEX OVECHKIN	4	3	2	5	4	2	0	0	0	0	18	16.7	EVGENI MALKIN	4	2	4	6	0	18	1	0	0	0	18	11.1
EVGENY KUZNETSOV	4	1	3	4	4	0	0	0	0	0	14	7.1	PATRIC HORNQVIST	4	3	1	4	-1	10	2	0	0	0	15	20.0
DMITRY ORLOV	4	2	1	3	0	2	0	0	1	0	6	33.3	PHIL KESSEL	4	3	1	4	-1	0	0	0	0	0	12	25.0
JOHN CARLSON	4	1	2	3	3	2	1	0	0	0	9	11.1	CARL HAGELIN	4	1	2	3	-1	4	0	0	0	0	7	14.3
CHRISTIAN DJOOS	3	1	2	3	3	2	0	0	0	0	3	33.3	BRYAN RUST	4	1	2	3	0	0	1	0	1	0	11	9.1
LARS ELLER	4	0	3	3	-2	0	0	0	0	0	9	0.0	SIDNEY CROSBY	4	0	3	3	-4	2	0	0	0	0	14	0.0
T.J. OSHIE	4	2	0	2	1	4	1	0	1	0	6	33.3	KRIS LETANG	4	1	1	2	-6	6	1	0	0	0	9	11.1
TOM WILSON	3	1	1	2	2	6	0	0	0	0	4	25.0	RILEY SHEAHAN	3	0	2	2	-2	0	0	0	0	0	3	0.0
MATT NISKANEN	3	0	2	2	0	6	0	0	0	0	2	0.0	JAKE GUENTZEL	4	0	2	2	0	0	0	0	0	0	8	0.0
NICKLAS BACKSTROM	4	0	2	2	2	2	0	0	0	0	10	0.0	OLLI MAATTA	4	0	2	2	1	0	0	0	0	0	8	0.0
JAKUB VRANA	3	1	0	1	0	2	0	0	0	1	5	20.0	CONOR SHEARY	3	1	0	1	-1	2	1	0	1	0	5	20.0
CHANDLER STEPHENSON	3	1	0	1	1	4	0	0	0	0	5	20.0	TOM KUHNHACKL	4	0	1	1	-1	0	0	0	0	0	3	0.0
BRETT CONNOLLY	3	0	1	1	1	0	0	0	0	0	2	0.0	JUSTIN SCHULTZ	4	0	1	1	-1	0	0	0	0	0	10	0.0
ANDRE BURAKOVSKY	3	0	1	1	0	0	0	0	0	0	8	0.0	JAMIE OLEKSIK	2	0	0	0	0	0	0	0	0	0	1	0.0
TAYLOR CHORNEY	1	0	1	1	1	0	0	0	0	0	1	0.0	BRIAN DUMOULIN	4	0	0	0	-4	0	0	0	0	0	6	0.0
JAY BEAGLE	4	0	0	0	1	0	0	0	0	0	2	0.0	DOMINIK SIMON	1	0	0	0	-2	0	0	0	0	0	0	0.0
ALEX CHIASSON	3	0	0	0	2	2	0	0	0	0	3	0.0	CARTER ROWNEY	2	0	0	0	0	0	0	0	0	0	1	0.0
LIAM O'BRIEN	1	0	0	0	0	5	0	0	0	0	0	0.0	IAN COLE	2	0	0	0	0	0	0	0	0	0	1	0.0
MADISON BOWEY	2	0	0	0	-1	4	0	0	0	0	3	0.0	CHAD RUHWEDEL	2	0	0	0	0	2	0	0	0	0	3	0.0
AARON NESS	1	0	0	0	0	0	0	0	0	0	0	0.0	ZACH ASTON-REESE	1	0	0	0	-1	2	0	0	0	0	1	0.0
BROOKS ORPIK	4	0	0	0	3	0	0	0	0	0	3	0.0	GREG MCKEGG	2	0	0	0	-1	4	0	0	0	0	2	0.0
JAKUB JERABEK	1	0	0	0	0	0	0	0	0	0	2	0.0	RYAN REAVES	3	0	0	0	-1	5	0	0	0	0	0	0.0
MICHAL KEMPNY	1	0	0	0	1	0	0	0	0	0	2	0.0	JOSH JOORIS	1	0	0	0	0	0	0	0	0	0	1	0.0
DEVANTE SMITH-PELLY	4	0	0	0	0	2	0	0	0	0	3	0.0	MATT HUNWICK	2	0	0	0	-1	0	0	0	0	0	1	0.0
TYLER GRAOVAC	1	0	0	0	0	0	0	0	0	0	0	0.0													

GOALTENDER	GP	MIN	GA	GAA	SO	W	L	OT	SA	SV%	GOALTENDER	GP	MIN	GA	GAA	SO	W	L	OT	SA	SV%
PHILIPP GRUBAUER	2	71	2	1.67	0	1	0	0	43	.953	MATT MURRAY	4	239	12	3.01	0	2	2	0	119	.899
BRADEN HOLTBY	3	166	10	3.60	0	1	2	0	97	.897											

POWER PLAY: 2 - 18 (11%)

PENALTY KILLING: 6 - 19 (68.4%)

POWER PLAY: 6 - 19 (32%)

PENALTY KILLING: 2 - 18 (88.9%)

# St. Louis Blues

## CLUB INFORMATION

**Founded**.....1967-68  
**Home Arena**.....Enterprise Center (18,400)  
**Stanley Cups**.....None  
**President of Hockey Operations, General Manager/Alt. Gov.**.....Doug Armstrong  
**Head Coach**.....Mike Yeo  
**Associate Coach**.....Craig Berube  
**Assistant Coaches**.....Mike Van Ryn, Steve Ott  
**Senior Vice President of Marketing and Public Relations**.....Mike Caruso  
**2017-18 Record**.....44-32-6 (94 points)  
**2017-18 Finish**.....5th, Central Division  
**2017-18 Playoffs**.....DNQ

Enterprise Center  
 1401 Clark Ave.  
 St. Louis, MO 63103  
 314.622.2500  
 Fax: 314.622.2582  
 @StLouisBlues



## 2018-19 MEETINGS

Jan. 3 at St. Louis  
 Jan. 14 at Washington

## ALL-TIME SERIES HISTORY

TOTALS									HOME									AWAY								
YEAR	GP	W	L	T	OT	PTS	GF	GA	GP	W	L	T	OT	PTS	GF	GA	GP	W	L	T	OT	PTS	GF	GA		
74-75	4	0	4	0	-	0	6	25	2	0	2	0	-	0	3	10	2	0	2	0	-	0	3	15		
75-76	4	0	4	0	-	0	7	20	2	0	2	0	-	0	3	7	2	0	2	0	-	0	4	13		
76-77	4	3	1	0	-	6	14	10	2	2	0	0	-	4	8	4	2	1	1	0	-	2	6	6		
77-78	4	1	1	2	-	4	9	9	2	1	1	0	-	2	4	4	2	0	0	2	-	2	5	5		
78-79	4	2	2	0	-	4	14	16	2	1	1	0	-	2	8	8	2	1	1	0	-	2	6	8		
79-80	4	2	2	0	-	4	14	18	2	2	0	0	-	4	11	7	2	0	2	0	-	0	3	11		
80-81	4	0	2	2	-	2	12	16	2	0	1	1	-	1	5	6	2	0	1	1	-	1	7	10		
81-82	3	2	1	0	-	4	21	12	2	2	0	0	-	4	17	5	1	0	1	0	-	0	4	7		
82-83	3	1	1	1	-	3	12	12	1	0	1	0	-	0	3	4	2	1	0	1	-	3	9	8		
83-84	3	2	1	0	-	4	12	8	2	1	1	0	-	2	8	6	1	1	0	0	-	2	4	2		
84-85	3	2	0	1	-	5	14	10	1	1	0	0	-	2	7	5	2	1	0	1	-	3	7	5		
85-86	3	3	0	0	-	6	14	9	2	2	0	0	-	4	9	5	1	1	0	0	-	2	5	4		
86-87	3	2	0	1	-	5	14	10	1	1	0	0	-	2	5	3	2	1	0	1	-	3	9	7		
87-88	3	0	2	1	-	1	5	9	2	0	1	1	-	1	4	6	1	0	1	0	-	0	1	3		
88-89	3	2	0	1	-	5	13	10	1	1	0	0	-	2	4	3	2	1	0	1	-	3	9	7		
89-90	3	0	2	1	-	1	2	6	2	0	1	1	-	1	2	5	1	0	1	0	-	0	0	1		
90-91	3	0	2	1	-	1	7	12	1	0	1	0	-	0	1	2	2	0	1	1	-	1	6	10		
91-92	3	2	1	0	-	4	15	12	1	1	0	0	-	2	6	4	2	1	1	0	-	2	9	8		
92-93	2	2	0	0	-	4	15	8	1	1	0	0	-	2	5	2	1	1	0	0	-	2	10	6		
93-94	2	2	0	0	-	4	9	5	1	1	0	0	-	2	5	2	1	1	0	0	-	2	4	3		
94-95	Teams did not meet in 1994-95																									
95-96	2	2	0	0	-	4	7	2	1	1	0	0	-	2	4	1	1	1	0	0	-	2	3	1		
96-97	2	2	0	0	-	4	9	6	1	1	0	0	-	2	3	2	1	1	0	0	-	2	6	4		
97-98	2	1	1	0	-	2	6	7	1	1	0	0	-	2	4	2	1	0	1	0	-	0	2	5		
98-99	2	0	2	0	-	0	4	8	1	0	1	0	-	0	2	4	1	0	1	0	-	0	2	4		
99-00	2	0	1	1	0	1	2	3	1	0	0	1	0	1	1	1	1	0	1	0	0	0	1	2		
00-01	1	0	1	0	0	0	0	2	0	0	0	0	0	0	0	0	1	0	1	0	0	0	0	2		
01-02	2	0	2	0	0	0	2	8	1	0	1	0	0	0	1	4	1	0	1	0	0	0	1	4		
02-03	1	0	1	0	0	0	3	5	1	0	1	0	0	0	3	5	0	0	0	0	0	0	0	0		
03-04	1	0	1	0	0	0	1	4	0	0	0	0	0	0	0	0	1	0	1	0	0	0	1	4		
05-06	1	1	0	-	0	2	4	4	1	1	0	-	0	2	4	4	0	0	0	-	0	0	0	0		
06-07	Teams did not meet in 2006-07																									
07-08	1	0	1	-	0	0	3	4	0	0	0	-	0	0	0	0	1	0	1	-	0	0	3	4		
08-09	1	1	0	-	0	2	4	2	1	1	0	-	0	2	4	2	0	0	0	-	0	0	0	0		
09-10	1	0	0	-	1	1	3	3	0	0	0	-	0	0	0	0	1	0	0	-	1	1	3	3		
10-11	2	2	0	-	0	4	7	3	1	1	0	-	0	2	3	2	1	1	0	-	0	2	4	1		
11-12	1	0	1	-	0	0	1	2	1	0	1	-	0	0	1	2	0	0	0	-	0	0	0	0		
12-13	Teams did not meet in 2012-13																									
13-14	2	2	0	-	0	4	8	2	1	1	0	-	0	2	4	1	1	1	0	-	0	2	4	1		
14-15	2	0	2	-	0	0	4	8	1	0	1	-	0	0	3	4	1	0	1	-	0	0	1	4		
15-16	2	1	1	-	0	2	5	5	1	0	1	-	0	0	0	4	1	1	0	-	0	2	5	1		
16-17	2	2	0	-	0	4	11	6	1	1	0	-	0	2	4	3	1	1	0	-	0	2	7	3		
17-18	2	2	0	-	0	4	8	5	1	1	0	-	0	2	4	3	1	1	0	-	0	2	4	2		
Totals	97	44	40	12	1	101	321	326	48	26	18	4	0	57	163	142	49	18	22	8	1	45	158	184		

## SERIES INFORMATION

### All-Time Series (W-L-T-OT)

Current Streak

Last Washington Win

Last St. Louis Win

Last Tie

Last Overtime Game

Overtime Record

Last 10 Games (W-L-OT)

Longest Unbeaten Streak

Longest Winning Streak

Longest Winless Streak

Longest Losing Streak

Washington Shutouts (Last)

St. Louis Shutouts (Last)

Last Washington Hat Trick

Last St. Louis Hat Trick

Most Washington Goals

Most St. Louis Goals

### Overall

WSH leads, 44-40-12-1

5 WSH wins (4/9/16-4/2/18)

4/2/18 (4-2)

3/26/16 (0-4)

1/1/00 (1-1)

1/7/18 (W, 4-2 OT)

2-0-9

7-3-0

11 (3/25/84 - 12/20/87)

9 (3/17/92 - 3/25/97)

9 (11/28/98-10/18/03)

8 (12/7/74 - 2/13/76)

None

4 (3/26/16)

A. Ovechkin (11/23/16)

B. Hull (2/27/92)

10 (2/11/93)

9 (11/15/75)

### at Washington

WSH leads, 26-18-4-0

2 WSH wins (11/23/16-1/7/18)

1/7/18 (4-3 OT)

3/26/16 (0-4)

1/1/00 (1-1)

1/7/18 (W, 4-3 OT)

2-0-4

6-4-0

6 (3/17/92 - 12/29/97)

6 (3/17/92 - 12/29/97)

4 (two times)

4 (12/8/74-2/13/76)

None

2 (3/26/16)

A. Ovechkin (11/23/16)

none

9 (2/25/82)

7 (2/23/75)

### at St. Louis

WSH trails, 18-22-8-1

3 WSH wins (4/9/16-4/2/18)

4/2/18 (4-2)

11/15/14 (1-4)

12/20/90 (3-3)

2/13/10 (L, 3-4 SO)

0-0-5

5-4-1

9 (10/30/82-3/14/87)

4 (2/11/93-10/26/96)

8 (10/25/97-2/13/10)

8 (10/25/97-2/13/10)

None

2 (11/2/00)

A. Ovechkin (4/9/16)

B. Hull (2/27/92)

10 (2/11/93)

9 (11/15/75)





# St. Louis Blues

## 2017-18 WASHINGTON CAPITALS VS. ST. LOUIS BLUES

CAPITALS WON SEASON SERIES, 2-0-0 • ST. LOUIS 0-1-1

<b>ST. LOUIS</b>	<b>BLUES</b>	<b>CAPITALS</b>	<b>ATTEND</b>	<b>GOALTENDERS</b>	<b>W. GOAL</b>
APRIL 2, 2018	2	4	18,841	BRADEN HOLTBY / JAKE ALLEN	ALEX OVECHKIN (EN)
<b>WASHINGTON</b>	<b>BLUES</b>	<b>CAPITALS</b>	<b>ATTEND</b>	<b>GOALTENDERS</b>	<b>W. GOAL</b>
JAN. 7, 2018	3	4	18,506	BRADEN HOLTBY / CARTER HUTTON	NICKLAS BACKSTROM (OT)

CAPITALS	GP	G	A	P	+/-	PIM	PP	SH	GW	EN	S	%	BLUES	GP	G	A	P	+/-	PIM	PP	SH	GW	EN	S	%
NICKLAS BACKSTROM	2	2	3	5	2	0	0	0	1	0	8	25.0	VLADIMIR TARASENKO	2	2	0	2	2	0	0	0	0	0	9	22.2
ALEX OVECHKIN	2	2	1	3	-3	0	2	0	0	1	7	28.6	PATRIK BERGLUND	2	1	1	2	1	2	0	0	0	0	7	14.3
BRETT CONNOLLY	2	1	1	2	3	0	1	0	0	0	7	14.3	KYLE BRODZIAK	2	0	2	2	1	4	0	0	0	0	1	0.0
JOHN CARLSON	2	0	2	2	-1	0	0	0	0	0	2	0.0	ALEX PIETRANGELO	2	0	2	2	1	0	0	0	0	0	6	0.0
T.J. OSHIE	1	0	2	2	2	0	0	0	0	0	3	0.0	CARL GUNNARSSON	1	0	1	1	1	2	0	0	0	0	1	100.0
ANDRE BURAKOVSKY	2	1	0	1	2	0	0	0	1	0	4	25.0	ALEXANDER STEEN	2	1	0	1	-3	0	1	0	0	0	5	20.0
LARS ELLER	2	1	0	1	1	0	0	0	0	0	4	25.0	JOEL EDMUNDSON	2	0	1	1	0	0	0	0	0	0	4	0.0
ALEX CHIASSON	2	1	0	1	1	0	0	0	0	0	3	33.3	BRAYDEN SCHENN	2	0	1	1	-2	0	0	0	0	0	6	0.0
JAKUB JERABEK	1	0	1	1	2	0	0	0	0	0	0	0.0	IVAN BARBASHEV	2	0	1	1	1	0	0	0	0	0	1	0.0
BROOKS ORPIK	2	0	1	1	2	0	0	0	0	0	2	0.0	ROBERT BORTUZZO	2	0	1	1	1	0	0	0	0	0	4	0.0
MADISON BOWEY	1	0	1	1	1	0	0	0	0	0	2	0.0	TAGE THOMPSON	2	0	1	1	1	0	0	0	0	0	4	0.0
EVGENY KUZNETSOV	2	0	1	1	-3	2	0	0	0	0	4	0.0	PAUL STASTNY	1	0	0	0	0	0	0	0	0	0	4	0.0
JAY BEAGLE	1	0	0	0	0	0	0	0	0	0	0	0.0	CHRIS BUTLER	1	0	0	0	1	0	0	0	0	0	0	0.0
SHANE GERSICH	1	0	0	0	0	0	0	0	0	0	1	0.0	DMITRIJ JASKIN	1	0	0	0	0	0	0	0	0	0	1	0.0
TOM WILSON	2	0	0	0	-3	0	0	0	0	0	7	0.0	JAY BOUWMEESTER	1	0	0	0	0	2	0	0	0	0	0	0.0
MATT NISKANEN	2	0	0	0	-1	2	0	0	0	0	1	0.0	VLADIMIR SOBOTKA	2	0	0	0	-2	0	0	0	0	0	4	0.0
JAKUB VRANA	2	0	0	0	0	2	0	0	0	0	2	0.0	CHRIS THORBURN	2	0	0	0	0	0	0	0	0	0	1	0.0
MICHAL KEMPNY	1	0	0	0	0	0	0	0	0	0	2	0.0	JADEN SCHWARTZ	1	0	0	0	-1	2	0	0	0	0	4	0.0
DEVANTE SMITH-PELLY	2	0	0	0	-1	0	0	0	0	0	5	0.0	COLTON PARAYKO	2	0	0	0	-2	0	0	0	0	0	5	0.0
DMITRY ORLOV	2	0	0	0	-1	6	0	0	0	0	3	0.0	MAGNUS PAAJARVI	1	0	0	0	0	0	0	0	0	0	2	0.0
CHANDLER STEPHENSON	1	0	0	0	1	0	0	0	0	0	0	0.0	VINCE DUNN	1	0	0	0	-3	0	0	0	0	0	0	0.0
CHRISTIAN DJOOS	1	0	0	0	-1	0	0	0	0	0	0	0.0	OSKAR SUNDQVIST	1	0	0	0	0	0	0	0	0	0	1	0.0
													SCOTTIE UPSHALL	1	0	0	0	0	0	0	0	0	0	0	0.0

GOALTENDER	GP	MIN	GA	GAA	SO	W	L	OT	SA	SV%	GOALTENDER	GP	MIN	GA	GAA	SO	W	L	OT	SA	SV%
BRADEN HOLTBY	2	123	5	2.44	0	2	0	0	70	.928	CARTER HUTTON	1	64	4	3.73	0	0	0	1	33	.879
											JAKE ALLEN	1	58	3	3.08	0	0	1	0	33	.909

POWER PLAY: 3 - 6 (50%)

PENALTY KILLING: 5 - 6 (83.3%)

POWER PLAY: 1 - 6 (17%)

PENALTY KILLING: 3 - 6 (50%)

# San Jose Sharks

## CLUB INFORMATION

**Founded**.....1991-92  
**Home Arena**.....SAP Center at San Jose (17,562)  
**Stanley Cups**.....None  
**General Manager**.....Doug Wilson  
**Head Coach**.....Peter DeBoer  
**Assistant Coaches**.....Rob Zettler, Dave Barr, Steve Spott  
**Vice President of Media Relations & Broadcasting**.....Scott Emmert  
 2017-18 Record ..... 45-27-10 (100 points)  
 2017-18 Finish..... 3rd, Pacific Division  
 2017-18 Playoffs..... W. Conf. Semi-Finals (def. by VGK, 4-2)

Sap Center at San Jose  
 525 West Santa Clara Street  
 San Jose, CA 95113  
 408.287.7070  
 Fax: 408.999.5797  
 @SanJoseSharks



## 2018-19 MEETINGS

Jan. 22 at Washington  
 Feb. 14 at San Jose

## ALL-TIME SERIES HISTORY

TOTALS									HOME									AWAY								
YEAR	GP	W	L	T	OT	PTS	GF	GA	GP	W	L	T	OT	PTS	GF	GA	GP	W	L	T	OT	PTS	GF	GA		
91-92	2	2	0	0	-	4	10	4	1	1	0	0	-	2	6	2	1	1	0	0	-	2	4	2		
92-93	2	2	0	0	-	4	9	6	1	1	0	0	-	2	5	3	1	1	0	0	-	2	4	3		
93-94	2	1	1	0	-	2	5	4	1	0	1	0	-	0	1	2	1	1	0	0	-	2	4	2		
94-95	Teams did not meet in 1994-95																									
95-96	2	1	1	0	-	2	6	7	1	1	0	0	-	2	3	2	1	0	1	0	-	0	3	5		
96-97	2	1	1	0	-	2	5	5	1	1	0	0	-	2	3	2	1	0	1	0	-	0	2	3		
97-98	2	0	1	1	-	1	5	8	1	0	1	0	-	0	2	5	1	0	0	1	-	1	3	3		
98-99	2	1	1	0	-	2	4	3	1	1	0	0	-	2	3	1	1	0	1	0	-	0	1	2		
99-00	2	0	2	0	0	0	3	5	1	0	1	0	0	0	2	3	1	0	1	0	0	0	1	2		
00-01	1	0	1	0	0	0	3	5	1	0	1	0	0	0	3	5	0	0	0	0	0	0	0	0		
01-02	2	0	2	0	0	0	6	10	1	0	1	0	0	0	2	5	1	0	1	0	0	0	4	5		
02-03	2	0	2	0	0	0	2	5	1	0	1	0	0	0	2	3	1	0	1	0	0	0	0	2		
03-04	1	0	1	0	0	0	2	3	1	0	1	0	0	0	2	3	0	0	0	0	0	0	0	0		
05-06	1	0	1	-	0	0	1	4	0	0	0	-	0	0	0	0	1	0	1	-	0	0	1	4		
06-07	1	0	0	-	1	1	2	2	1	0	0	-	1	1	2	2	0	0	0	-	0	0	0	0		
07-08	Teams did not meet in 2007-08																									
08-09	1	0	1	-	0	0	2	7	0	0	0	-	0	0	0	0	1	0	1	-	0	0	2	7		
09-10	2	1	1	-	0	2	6	6	1	1	0	-	0	2	4	1	1	0	1	-	0	0	2	5		
10-11	2	0	2	-	0	0	2	5	1	0	1	-	0	0	0	2	1	0	1	-	0	0	2	3		
11-12	2	0	2	-	0	0	5	10	1	0	1	-	0	0	3	5	1	0	1	-	0	0	2	5		
12-13	Teams did not meet in 2012-13																									
13-14	2	1	0	-	1	3	3	3	1	0	0	-	1	1	1	1	1	1	0	-	0	2	2	2		
14-15	2	1	0	-	1	3	10	9	1	0	0	-	1	1	5	5	1	1	0	-	0	2	5	4		
15-16	2	0	2	-	0	0	2	10	1	0	1	-	0	0	0	5	1	0	1	-	0	0	2	5		
16-17	2	0	2	-	0	0	2	7	1	0	1	-	0	0	0	3	1	0	1	-	0	0	2	4		
17-18	2	2	0	-	0	4	6	1	1	1	0	-	-	2	4	1	1	1	0	-	0	2	2	0		
Totals	41	13	24	1	3	30	96	128	21	7	11	0	3	17	54	61	20	6	13	1	0	13	48	68		

## SERIES INFORMATION

All-Time Series (W-L-T-OT)

Current Streak

Last Washington Win

Last San Jose Win

Last Tie

Last Overtime Game

Overtime Record

Last 10 Games (W-L-T-OT)

Longest Unbeaten Streak

Longest Winning Streak

Longest Winless Streak

Longest Losing Streak

Washington Shutouts (Last)

San Jose Shutouts (Last)

Last Washington Hat Trick

Last San Jose Hat Trick

Most Washington Goals

Most San Jose Goals

### Overall

WSH trails, 13-24-1-3

2 WSH wins (12/4/17-3/10/18)

3/10/17 (2-0)

3/9/17 (2-4)

12/10/97 (3-3)

2/11/15 (W, 5-4 OT)

2-3-1

4-4-2

5 (2/9/92-10/30/93)

5 (2/9/92-10/30/93)

11 (10/16/99-11/22/08)

11 (10/16/99-11/22/08)

1 (3/10/18)

4 (11/8/16)

J. Druce (2/9/92)

T. Harvey (12/18/00)

6 (2/9/92)

7 (11/22/08)

### at Washington

WSH trails, 7-11-0-3

1 WSH win (12/4/17)

12/4/17 (4-1)

11/8/16 (0-3)

None

10/14/14 (L, 5-6 SO)

0-3-0

2-5-3

2 (two times)

2 (two times)

6 (two times)

6 (two times)

None

3 (11/8/16)

J. Druce (2/9/92)

T. Harvey (12/18/00)

6 (2/9/92)

5 (four times)

### at San Jose

WSH trails, 6-13-1-0

1 WSH win (3/10/18)

3/10/18 (2-0)

3/9/17 (2-4)

12/10/97 (3-3)

2/11/15 (W, 5-4 OT)

2-0-1

3-7-0

3 (2/18/92-10/30/93)

3 (2/18/92-10/30/93)

12 (12/2/95-1/7/12)

9 (12/12/98-1/7/12)

3/10/18

1 (12/14/02)

None

None

4 (four times)

7 (11/22/08)



# San Jose Sharks

## 2017-18 WASHINGTON CAPITALS VS. SAN JOSE SHARKS

CAPITALS WON SEASON SERIES, 2-0-0 • SAN JOSE 0-2-0

SAN JOSE	SHARKS	CAPITALS	ATTEND	GOALTENDERS	W. GOAL
MARCH 10, 2018	0	2	17,562	PHILIPP GRUBAUER / MARTIN JONES	LARS ELLER (EN)

WASHINGTON	SHARKS	CAPITALS	ATTEND	GOALTENDERS	W. GOAL
DEC. 4, 2017	1	4	18,506	PHILIPP GRUBAUER / MARTIN JONES	JAKUB VRANA

CAPITALS	GP	G	A	P	+/-	PIM	PP	SH	GW	EN	S	%	SHARKS	GP	G	A	P	+/-	PIM	PP	SH	GW	EN	S	%
BRETT CONNOLLY	2	1	1	2	1	0	1	0	0	0	2	50.0	TIMO MEIER	2	1	0	1	0	4	0	0	0	0	4	25.0
ALEX OVECHKIN	2	1	1	2	0	0	0	0	1	0	10	10.0	JUSTIN BRAUN	2	0	1	1	-1	2	0	0	0	0	2	0.0
DMITRY ORLOV	2	0	2	2	0	0	0	0	0	0	3	0.0	JOE THORNTON	1	0	0	0	0	7	0	0	0	0	0	0.0
JOHN CARLSON	2	0	2	2	2	0	0	0	0	0	1	0.0	BRENDEN DILLON	2	0	0	0	-1	19	0	0	0	0	2	0.0
JAKUB VRANA	2	1	0	1	0	0	1	0	0	0	6	16.7	BARCLAY GOODROW	2	0	0	0	0	7	0	0	0	0	1	0.0
DEVANTE SMITH-PELLY	1	1	0	1	1	0	0	0	0	0	2	50.0	DANNY O'REGAN	1	0	0	0	0	0	0	0	0	0	1	0.0
LARS ELLER	2	1	0	1	1	0	0	0	0	1	8	12.5	BRENT BURNS	2	0	0	0	-2	0	0	0	0	0	3	0.0
NICKLAS BACKSTROM	2	1	0	1	1	0	0	0	1	0	4	25.0	MARC-EDOUARD VLASIC	2	0	0	0	-2	0	0	0	0	0	9	0.0
MATT NISKANEN	2	0	1	1	1	0	0	0	0	0	5	0.0	EVANDER KANE	1	0	0	0	-1	0	0	0	0	0	2	0.0
EVGENY KUZNETSOV	2	0	1	1	1	2	0	0	0	0	4	0.0	LOGAN COUTURE	2	0	0	0	-2	0	0	0	0	0	4	0.0
TOM WILSON	2	0	1	1	1	11	0	0	0	0	4	0.0	KEVIN LABANC	2	0	0	0	-3	0	0	0	0	0	2	0.0
JAY BEAGLE	2	0	1	1	1	2	0	0	0	0	0	0.0	TOMAS HERTL	2	0	0	0	-1	0	0	0	0	0	2	0.0
TRAVIS BOYD	2	0	0	0	0	0	0	0	0	0	1	0.0	MARCUS SORENSEN	2	0	0	0	0	0	0	0	0	0	1	0.0
ALEX CHIASOON	1	0	0	0	1	5	0	0	0	0	0	0.0	MIKKEL BOEDKER	1	0	0	0	-1	0	0	0	0	0	2	0.0
T.J. OSHIE	2	0	0	0	0	0	0	0	0	0	2	0.0	DYLAN DEMELO	2	0	0	0	0	0	0	0	0	0	1	0.0
MADISON BOWEY	1	0	0	0	0	2	0	0	0	0	1	0.0	JANNIK HANSEN	1	0	0	0	-1	0	0	0	0	0	3	0.0
ANDRE BURAKOVSKY	1	0	0	0	1	0	0	0	0	0	1	0.0	JOE PAVELSKI	2	0	0	0	0	0	0	0	0	0	3	0.0
BROOKS ORPIK	2	0	0	0	1	2	0	0	0	0	0	0.0	CHRIS TIERNEY	2	0	0	0	-1	0	0	0	0	0	1	0.0
JAKUB JERABEK	1	0	0	0	0	0	0	0	0	0	1	0.0	JOAKIM RYAN	2	0	0	0	0	0	0	0	0	0	1	0.0
MICHAL KEMPNY	1	0	0	0	1	0	0	0	0	0	0	0.0	JOEL WARD	1	0	0	0	0	0	0	0	0	0	0	0.0
CHANDLER STEPHENSON	1	0	0	0	0	0	0	0	0	0	0	0.0	ERIC FEHR	1	0	0	0	0	0	0	0	0	0	1	0.0
CHRISTIAN DJOOS	1	0	0	0	1	0	0	0	0	0	0	0.0	JOONAS DONSKOI	1	0	0	0	0	0	0	0	0	0	4	0.0

GOALTENDER	GP	MIN	GA	GAA	SO	W	L	OT	SA	SV%	GOALTENDER	GP	MIN	GA	GAA	SO	W	L	OT	SA	SV%
PHILIPP GRUBAUER	2	120	1	.50	1	2	0	0	49	.980	MARTIN JONES	2	118	5	2.53	0	0	2	0	54	.907

POWER PLAY: 2 - 6 (33.3%)

PENALTY KILLING: 3 - 3 (100%)

POWER PLAY: 0 - 3 (0%)

PENALTY KILLING: 4 - 6 (66.6%)

# Tampa Bay Lightning

## CLUB INFORMATION

**Founded** ..... 1992-93  
**Home Arena** ..... AMALIE Arena (19,204)  
**Stanley Cups** ..... 1 (2004)  
**Vice President & General Manager, Alternate Governor** ..... Julien Brisebois  
**Head Coach** ..... Jon Cooper  
**Assistant Coaches** ..... Todd Richards, Jeff Halpern, Derek Lalonde  
**Executive Vice President of Communications** ..... Bill Wickett  
 2017-18 Record ..... 54-23-5 (113 points)  
 2017-18 Finish ..... 1st, Atlantic Division  
 2017-18 Playoffs ..... E. Conf. Finals (def. by WSH 4-3)

Amalie Arena  
 401 Channelside Drive  
 Tampa, FL 33602  
 813.301.6500  
 Fax: 813.301.1480  
 @TBLightning



## 2018-19 MEETINGS

March 16 at Tampa Bay  
 March 20 at Washington  
 March 30 at Tampa Bay

## ALL-TIME SERIES HISTORY

TOTALS									HOME									AWAY								
YEAR	GP	W	L	T	OT	PTS	GF	GA	GP	W	L	T	OT	PTS	GF	GA	GP	W	L	T	OT	PTS	GF	GA		
92-93	2	1	0	1	-	3	7	5	1	0	0	1	-	1	2	2	1	1	0	0	-	2	5	3		
93-94	5	3	1	1	-	7	21	13	3	1	1	1	-	3	14	12	2	2	0	0	-	4	7	1		
94-95	4	3	0	1	-	7	11	4	2	1	0	1	-	3	4	2	2	2	0	0	-	4	7	4		
95-96	6	2	2	2	-	6	11	9	3	1	1	1	-	3	4	3	3	1	1	1	-	3	7	6		
96-97	5	4	1	0	-	8	17	12	2	2	0	0	-	4	11	6	3	2	1	0	-	4	6	6		
97-98	5	2	3	0	-	4	15	16	3	1	2	0	-	2	10	9	2	1	1	0	-	2	5	7		
98-99	5	3	2	0	-	6	27	13	2	1	1	0	-	2	12	6	3	2	1	0	-	4	15	7		
99-00	5	5	0	0	0	10	25	10	3	3	0	0	0	6	15	5	2	2	0	0	0	4	10	5		
00-01	5	4	1	0	0	8	16	11	2	2	0	0	0	4	6	2	3	2	1	0	0	4	10	9		
01-02	5	4	0	1	0	9	15	7	3	3	0	0	0	6	10	4	2	1	0	1	0	3	5	3		
02-03	5	3	2	0	0	6	14	9	2	2	0	0	0	4	6	2	3	1	2	0	0	2	8	7		
03-04	6	2	4	0	0	4	15	21	3	1	2	0	0	2	7	12	3	1	2	0	0	2	8	9		
05-06	8	4	2	-	2	10	19	23	4	3	0	-	1	7	10	9	4	1	2	-	1	3	9	14		
06-07	8	2	4	-	2	6	32	30	4	1	2	-	1	3	19	15	4	1	2	-	1	3	13	15		
07-08	8	6	2	-	0	12	26	23	4	3	1	-	0	6	14	11	4	3	1	-	0	6	12	12		
08-09	6	6	0	-	0	12	30	14	3	3	0	-	0	6	16	9	3	3	0	-	0	6	14	5		
09-10	6	4	2	-	0	8	20	17	3	2	1	-	0	4	10	9	3	2	1	-	0	4	10	8		
10-11	6	4	1	-	1	9	18	10	3	2	0	-	1	5	12	4	3	2	1	-	0	4	6	6		
11-12	6	3	2	-	1	7	18	20	3	3	0	-	0	6	12	10	3	0	2	-	1	1	6	10		
12-13	4	3	1	-	0	6	17	16	2	2	0	-	0	4	10	7	2	1	1	-	0	2	7	9		
13-14	3	2	0	-	1	5	9	8	2	1	0	-	1	3	5	5	1	1	0	-	0	2	4	3		
14-15	3	2	1	-	0	4	12	9	1	1	0	-	0	2	4	2	2	1	1	-	0	2	8	7		
15-16	3	3	0	-	0	6	11	6	2	2	0	-	0	4	9	5	1	1	0	-	0	2	2	1		
16-17	3	2	0	-	1	5	10	5	1	1	0	-	0	2	4	0	2	1	0	-	1	3	6	5		
17-18	3	1	1	-	1	3	8	9	2	1	1	-	0	2	5	5	1	0	0	-	1	1	3	4		
Totals	125	78	32	6	9	171	424	320	63	43	12	4	4	94	231	156	62	35	20	2	5	77	193	164		

## SERIES INFORMATION

All-Time Series (W-L-T-OT)  
 Current Streak  
 Last Washington Win  
 Last Tampa Bay Win  
 Last Tie  
 Last Overtime Game  
 Overtime Record  
 Last 10 Games (W-L-OT)  
 Longest Unbeaten Streak  
 Longest Winning Streak  
 Longest Winless Streak  
 Longest Losing Streak  
 Washington Shutouts (Last)  
 Tampa Bay Shutouts (Last)  
 Last Washington Hat Trick  
 Last Tampa Bay Hat Trick  
 Most Washington Goals  
 Most Tampa Bay Goals

### Overall

WSH leads, 78-32-6-9  
 1 TB win (2/20/18)  
 11/24/17 (3-1)  
 2/20/18 (2-4)  
 10/23/01 (1-1)  
 10/9/17 (L, 3-4 OT)  
 5-4-16  
 7-1-2  
 12 (12/15/07-12/5/09)  
 12 (12/15/07-12/5/09)  
 4 (two times)  
 4 (12/19/06-3/1/07)  
 8 (12/23/16)  
 5 (4/13/14)  
 T.J. Oshie (3/18/17)  
 None  
 10 (2/3/99)  
 7 (1/12/10)

### at Washington

WSH leads, 43-12-4-4  
 1 TB win (2/20/18)  
 11/24/17 (3-1)  
 2/20/18 (2-4)  
 3/31/96 (1-1)  
 4/13/14 (L, 0-1 SO)  
 3-1-11  
 8-1-1  
 11 (2/3/99-12/23/02)  
 11 (2/3/99-12/23/02)  
 3 (10/21/06-3/1/07)  
 3 (10/21/06-3/1/07)  
 5 (12/23/16)  
 1 (4/13/14)  
 N. Backstrom (12/13/14)  
 None  
 10 (2/3/99)  
 6 (10/21/06)

### at Tampa Bay

WSH leads, 35-20-2-5  
 1 TB win (10/9/18)  
 3/18/17 (5-3)  
 10/9/17 (3-4 OT)  
 10/23/01 (1-1)  
 10/9/17 (L, 3-4 OT)  
 2-3-5  
 5-3-2  
 7 (12/15/07-12/5/09)  
 7 (12/15/07-12/5/09)  
 5 (2/28/04-3/23/06)  
 5 (2/28/04-3/23/06)  
 3 (12/5/09)  
 3 (1/12/11)  
 T.J. Oshie (3/18/17)  
 None  
 8 (3/2/99)  
 7 (1/12/10)





# Tampa Bay Lightning

## 2017-18 WASHINGTON CAPITALS VS. TAMPA BAY LIGHTNING

CAPITALS LOST SEASON SERIES 1-1-1 • TAMPA BAY 2-1-0

TAMPA BAY	LIGHTNING	CAPITALS	ATTEND	GOALTENDERS	W. GOAL
OCT. 9, 2017	4	3	19,092	ANDREI VASILEVSKIY / PHILIPP GRUBAUER	BRAYDEN POINT

WASHINGTON	LIGHTNING	CAPITALS	ATTEND	GOALTENDERS	W. GOAL
NOV. 24, 2017	1	3	18,506	PHILIPP GRUBAUER / ANDREI VASILEVSKIY	JAY BEAGLE (EN)
FEB. 20, 2018	4	2	18,506	ANDREI VASILEVSKIY / BRADEN HOLTBY	NIKITA KUCHEROV

CAPITALS	GP	G	A	P	+/-	PIM	PP	SH	GW	EN	S	%	LIGHTNING	GP	G	A	P	+/-	PIM	PP	SH	GW	EN	S	%
NICKLAS BACKSTROM	3	1	3	4	2	0	0	0	0	0	5	20.0	BRAYDEN POINT	3	3	1	4	0	0	2	0	2	0	8	37.5
T.J. OSHIE	3	2	1	3	0	0	2	0	0	0	8	25.0	NIKITA KUCHEROV	3	2	2	4	0	0	0	0	0	0	9	22.2
ALEX OVECHKIN	3	2	0	2	-1	0	0	0	0	0	22	9.1	ANTON STRALMAN	3	0	3	3	2	0	0	0	0	0	3	0.0
JAY BEAGLE	3	1	1	2	0	2	0	0	0	1	3	33.3	CHRIS KUNITZ	3	2	0	2	0	0	0	0	0	0	5	40.0
MATT NISKANEN	3	0	2	2	3	0	0	0	0	0	7	0.0	ALEX KILLORN	3	1	1	2	2	0	0	0	0	0	5	20.0
DMITRY ORLOV	3	0	2	2	1	0	0	0	0	0	5	0.0	RYAN CALLAHAN	3	0	2	2	1	2	0	0	0	0	4	0.0
DEVANTE SMITH-PELLY	3	1	0	1	-1	0	0	0	1	0	7	14.3	BRAYDON COBURN	3	0	2	2	3	0	0	0	0	0	2	0.0
LARS ELLER	3	1	0	1	0	0	1	0	0	0	11	9.1	VLADISLAV NAMESTNIKOV	5	1	0	1	-1	4	1	0	0	0	5	20.0
TOM WILSON	2	0	1	1	2	0	0	0	0	0	1	0.0	ANDREJ SUSTR	2	0	1	1	1	0	0	0	0	0	1	0.0
ANDRE BURAKOVSKY	2	0	1	1	1	0	0	0	0	0	1	0.0	CEDRIC PAQUETTE	3	0	1	1	-1	2	0	0	0	0	3	0.0
BRETT CONNOLLY	3	0	1	1	0	4	0	0	0	0	3	0.0	STEVEN STAMKOS	3	0	1	1	-1	2	0	0	0	0	8	0.0
JOHN CARLSON	3	0	1	1	-2	0	0	0	0	0	12	0.0	VICTOR HEDMAN	3	0	1	1	-2	0	0	0	0	0	14	0.0
EVGENY KUZNETSOV	3	0	1	1	-3	4	0	0	0	0	6	0.0	YANNI GOURDE	3	0	1	1	0	4	0	0	0	0	1	0.0
TAYLOR CHORNEY	2	0	0	0	-1	0	0	0	0	0	2	0.0	TYLER JOHNSON	3	0	0	0	1	0	0	0	0	0	3	0.0
CHRISTIAN DJOOS	1	0	0	0	-1	0	0	0	0	0	0	0.0	JAKE DOTCHIN	2	0	0	0	0	0	0	0	0	0	4	0.0
CHANDLER STEPHENSON	2	0	0	0	0	0	0	0	0	0	0	0.0	DAN GIRARDI	3	0	0	0	-1	4	0	0	0	0	2	0.0
NATHAN WALKER	1	0	0	0	-1	0	0	0	0	0	0	0.0	ADAM ERNE	1	0	0	0	0	0	0	0	0	0	0	0.0
ALEX CHIASOON	2	0	0	0	1	0	0	0	0	0	0	0.0	MIKHAIL SERGACHEV	3	0	0	0	0	0	0	0	0	0	3	0.0
MADISON BOWEY	2	0	0	0	-1	0	0	0	0	0	2	0.0	ONDREJ PALAT	2	0	0	0	0	2	0	0	0	0	5	0.0
AARON NESS	1	0	0	0	-1	4	0	0	0	0	1	0.0	SLATER KOEKKOEK	2	0	0	0	0	0	0	0	0	0	0	0.0
JAKUB VRANA	3	0	0	0	-3	0	0	0	0	0	2	0.0													
BROOKS ORPIK	3	0	0	0	0	6	0	0	0	0	3	0.0													

GOALTENDER	GP	MIN	GA	GAA	SO	W	L	OT	SA	SV%	GOALTENDER	GP	MIN	GA	GAA	SO	W	L	OT	SA	SV%
PHILIPP GRUBAUER	2	123	5	2.44	0	1	0	1	66	.924	ANDREI VASILEVSKIY	3	180	7	2.33	0	2	1	0	100	.930
BRADEN HOLTBY	1	58	4	4.15	0	0	1	0	19	.789											

POWER PLAY: 3 - 9 (33.3%)

PENALTY KILLING: 7 - 10 (70%)

POWER PLAY: 3 - 10 (30%)

PENALTY KILLING: 6 - 9 (66.6%)

# Toronto Maple Leafs

## CLUB INFORMATION

**Founded**.....1917-18  
**Home Arena**.....Air Canada Centre (18,819)  
**Stanley Cups**.....13 (most recent, 1967)  
**President and Alternate Governor**.....Brendan Shanahan  
**General Manager**.....Kyle Dubas  
**Head Coach**.....Mike Babcock  
**Assistant Coaches**.....Jim Hiller, D.J. Smith, Andrew Brewer  
**Director of Media Relations**.....Steve Keogh  
 2017-18 Record ..... 49-26-7 (105 points)  
 2017-18 Finish ..... 3rd, Atlantic Division  
 2017-18 Playoffs..... E. Conf. quarterfinals (def. by BOS, 4-2)

Air Canada Centre  
 40 Bay Street, Suite 400  
 Toronto, Ont. M5J 2X2  
 416.815.5700,  
 Fax: 416.359.9331  
 @MapleLeafs



## 2018-19 MEETINGS

Oct. 13 at Washington  
 Jan. 23 at Toronto  
 Feb. 21 at Toronto

## ALL-TIME SERIES HISTORY

TOTALS									HOME									AWAY								
YEAR	GP	W	L	T	OT	PTS	GF	GA	GP	W	L	T	OT	PTS	GF	GA	GP	W	L	T	OT	PTS	GF	GA		
74-75	5	1	4	0	-	2	13	21	3	1	2	0	-	2	8	9	2	0	2	0	-	0	5	12		
75-76	5	0	4	1	-	1	13	26	2	0	2	0	-	0	4	11	3	0	2	1	-	1	9	15		
76-77	5	3	2	0	-	6	15	21	3	3	0	0	-	6	14	8	2	0	2	0	-	0	1	13		
77-78	5	0	4	1	-	1	9	21	2	0	2	0	-	0	3	8	3	0	2	1	-	1	6	13		
78-79	4	1	1	2	-	4	16	19	2	1	0	1	-	3	9	8	2	0	1	1	-	1	7	11		
79-80	4	1	3	0	-	2	14	17	2	0	2	0	-	0	5	9	2	1	1	0	-	2	9	8		
80-81	4	3	1	0	-	6	23	13	2	2	0	0	-	4	13	5	2	1	1	0	-	2	10	8		
81-82	3	2	1	0	-	4	21	15	1	1	0	0	-	2	11	2	2	1	1	0	-	2	10	13		
82-83	3	2	1	0	-	4	11	9	2	1	1	0	-	2	6	6	1	1	0	0	-	2	5	3		
83-84	3	3	0	0	-	6	17	2	1	1	0	0	-	2	6	1	2	2	0	0	-	4	11	1		
84-85	3	2	0	1	-	5	11	4	2	1	0	1	-	3	7	3	1	1	0	0	-	2	4	1		
85-86	3	2	1	0	-	4	11	12	1	1	0	0	-	2	3	2	2	1	1	0	-	2	8	10		
86-87	3	2	1	0	-	4	16	12	2	2	0	0	-	4	14	4	1	0	1	0	-	0	2	8		
87-88	3	1	1	1	-	3	11	11	1	1	0	0	-	2	4	2	2	0	1	1	-	1	7	9		
88-89	3	2	1	0	-	4	7	5	2	1	1	0	-	2	4	3	1	1	0	0	-	2	3	2		
89-90	3	1	2	0	-	2	12	17	1	1	0	0	-	2	2	1	2	0	2	0	-	0	10	16		
90-91	3	1	2	0	-	2	10	13	2	1	1	0	-	2	7	8	1	0	1	0	-	0	3	5		
91-92	3	3	0	0	-	6	13	7	2	2	0	0	-	4	8	3	1	1	0	0	-	2	5	4		
92-93	2	2	0	0	-	4	9	6	1	1	0	0	-	2	3	1	1	1	0	0	-	2	6	5		
93-94	2	0	2	0	-	0	2	9	1	0	1	0	-	0	1	2	1	0	1	0	-	0	1	7		
94-95	Teams did not meet in 1994-95																									
95-96	2	1	1	0	-	2	5	9	1	1	0	0	-	2	4	3	1	0	1	0	-	0	1	6		
96-97	2	2	0	0	-	4	9	4	1	1	0	0	-	2	6	3	1	1	0	0	-	2	3	1		
97-98	2	2	0	0	-	4	9	4	1	1	0	0	-	2	5	3	1	1	0	0	-	2	4	1		
98-99	4	3	1	0	-	6	16	11	2	2	0	0	-	4	8	4	2	1	1	0	-	2	8	7		
99-00	4	1	2	1	0	3	14	15	2	1	1	0	0	2	8	7	2	0	1	1	0	1	6	8		
00-01	3	2	0	0	1	5	10	9	2	1	0	0	1	3	7	7	1	1	0	0	0	2	3	2		
01-02	4	1	2	1	0	3	11	13	2	0	1	1	0	1	5	6	2	1	1	0	0	2	6	7		
02-03	4	0	3	0	1	1	10	19	2	0	2	0	0	0	3	10	2	0	1	0	1	1	7	9		
03-04	4	0	2	2	0	2	7	11	2	0	1	1	0	1	4	5	2	0	1	1	0	1	3	6		
05-06	4	3	1	-	0	6	18	14	2	2	0	-	0	4	9	5	2	1	1	-	0	2	9	9		
06-07	4	2	2	-	0	4	9	13	2	1	1	-	0	2	6	8	2	1	1	-	0	2	3	5		
07-08	4	2	2	-	0	4	13	8	2	1	1	-	0	2	4	4	2	1	1	-	0	2	9	4		
08-09	4	2	1	-	1	5	9	6	2	1	1	-	0	2	5	3	2	1	0	-	1	3	4	3		
09-10	4	2	1	-	1	5	16	12	2	2	0	-	0	4	12	5	2	0	1	-	1	1	4	7		
10-11	4	3	0	-	1	7	14	11	2	1	0	-	1	3	8	8	2	2	0	-	0	4	6	3		
11-12	4	3	1	-	0	6	11	11	2	2	0	-	0	4	6	2	2	1	1	-	0	2	5	9		
12-13	3	1	2	-	0	2	9	7	2	1	1	-	0	2	7	4	1	0	1	-	0	0	2	3		
13-14	3	2	0	-	1	5	8	5	2	2	0	-	0	4	7	4	1	0	0	-	1	1	1	1		
14-15	3	2	1	-	0	4	12	8	1	1	0	-	0	2	4	0	2	1	1	-	0	2	8	8		
15-16	3	3	0	-	0	6	9	6	2	2	0	-	0	4	5	4	1	1	0	-	0	2	4	2		
16-17	3	2	1	-	0	4	12	10	1	1	0	-	0	2	6	5	2	1	1	-	0	2	6	5		
17-18	3	2	1	-	0	4	9	6	2	1	1	-	0	2	5	4	1	1	0	-	0	2	4	2		
Totals	144	73	55	10	6	164	494	472	74	46	22	4	2	98	266	200	70	27	33	6	4	64	228	272		

## SERIES INFORMATION

### All-Time Series (W-L-T-OT)

Current Streak  
 Last Washington Win  
 Last Toronto Win  
 Last Tie  
 Last Overtime Game  
 Overtime Record  
 Last 10 Games (W-L-OT)  
 Longest Unbeaten Streak  
 Longest Winning Streak  
 Longest Winless Streak  
 Longest Losing Streak  
 Washington Shutouts (Last)  
 Toronto Shutouts (Last)  
 Last Washington Hat Trick  
 Last Toronto Hat Trick  
 Most Washington Goals  
 Most Toronto Goals

### Overall

WSH leads, 73-55-10-6  
 2 WSH wins (11/25/17-3/3/18)  
 3/3/18 (5-2)  
 10/17/17 (2-0)  
 12/19/03 (2-2)  
 1/3/17 (6-5 OT)  
 5-6-6  
 8-2-0  
 8 (12/17/83-12/10/85)  
 7 (2/16/96-1/1/99)  
 8 (11/26/03-1/21/04)  
 4 (two times)  
 5 (3/1/15)  
 4 (10/17/17)  
 A. Ovechkin (11/25/17)  
 G. Leeman (1/8/90)  
 11 (12/11/81)  
 10 (2/12/77)

### at Washington

WSH leads, 46-22-4-2  
 1 WSH win (3/3/18)  
 3/3/18 (5-2 OT)  
 10/17/17 (2-0)  
 12/19/03 (2-2)  
 1/3/17 (6-5 OT)  
 3-2-3  
 8-2-0  
 7 (two times)  
 7 (4/16/13-1/3/17)  
 7 (3/1/01-1/21/04)  
 3 (two times)  
 4 (3/1/15)  
 1 (10/17/17)  
 P. Bondra (2/1/01)  
 none  
 11 (12/11/81)  
 7 (11/2/06)

### at Toronto

WSH trails, 27-33-6-4  
 2 WSH wins (4/4/17 - 11/25/17)  
 11/25/17 (4-2)  
 11/26/16 (2-4)  
 10/13/03 (2-2)  
 11/23/13 (L, 1-2 SO)  
 2-4-3  
 5-4-1  
 6 (4/3/82-10/16/85)  
 6 (4/3/82-10/16/85)  
 12 (11/30/74-3/28/79)  
 4 (3/20/76-11/16/77)  
 1 (1/28/84)  
 3 (3/6/07)  
 A. Ovechkin (11/25/17)  
 G. Leeman (1/8/90)  
 8 (two times)  
 10 (2/12/77)



# Toronto Maple Leafs

## 2017-18 WASHINGTON CAPITALS VS. TORONTO MAPLE LEAFS

CAPITALS WON SEASON SERIES 2-1-0 • TORONTO 1-2-0

TORONTO	MAPLE LEAFS	CAPITALS	ATTEND	GOALTENDERS	W. GOAL
NOV. 25, 2017	2	4	19,404	BRADEN HOLTBY / CURTIS MCELHINNEY	ALEX OVECHKIN (EN)

WASHINGTON	MAPLE LEAFS	CAPITALS	ATTEND	GOALTENDERS	W. GOAL
OCT. 17, 2017	2	0	18,506	FREDERIK ANDERSEN / BRADEN HOLTBY	NAZEM KADRI (EN)
MAR. 3, 2018	2	5	29,516	BRADEN HOLTBY / FREDERIK ANDERSEN & CURTIS MCELHINNEY	JAKUB VRANA

CAPITALS	GP	G	A	P	+/-	PIM	PP	SH	GW	EN	S	%	MAPLE LEAFS	GP	G	A	P	+/-	PIM	PP	SH	GW	EN	S	%
NICKLAS BACKSTROM	3	1	4	5	2	0	1	0	1	0	6	16.7	ZACH HYMAN	3	1	2	3	1	0	0	0	0	0	5	20.0
ALEX OVECHKIN	3	4	0	4	1	2	1	0	0	1	11	36.4	NAZEM KADRI	3	2	0	2	-1	2	0	0	0	1	8	25.0
JOHN CARLSON	3	1	2	3	-2	2	0	0	0	0	8	12.5	MORGAN RIELLY	3	0	2	2	0	0	0	0	0	0	10	0.0
EVGENY KUZNETSOV	3	1	2	3	-2	0	1	0	0	0	5	20.0	NIKITA ZAITSEV	3	1	0	1	-1	0	0	0	0	0	1	100.0
T.J. OSHIE	3	0	3	3	1	0	0	0	0	0	5	0.0	JAKE GARDINER	3	1	0	1	0	0	0	0	0	0	6	16.7
JAKUB VRANA	3	2	0	2	2	0	0	0	1	0	7	28.6	CONNOR BROWN	3	1	0	1	2	0	0	0	1	0	3	33.3
DMITRY ORLOV	3	0	1	1	2	0	0	0	0	0	3	0.0	PATRICK MARLEAU	3	0	1	1	0	4	0	0	0	0	6	0.0
MATT NISKANEN	2	0	1	1	3	2	0	0	0	0	2	0.0	AUSTON MATTHEWS	2	0	1	1	0	0	0	0	0	0	6	0.0
CHANDLER STEPHENSON	2	0	1	1	0	0	0	0	0	0	1	0.0	TRAVIS DERMOTT	1	0	1	1	1	2	0	0	0	0	0	0.0
TOM WILSON	3	0	1	1	1	0	0	0	0	0	6	0.0	WILLIAM NYLANDER	3	0	1	1	-1	0	0	0	0	0	6	0.0
JAY BEAGLE	3	0	1	1	-2	0	0	0	0	0	3	0.0	DOMINIC MOORE	3	0	1	1	0	2	0	0	0	0	2	0.0
NATHAN WALKER	1	0	0	0	0	2	0	0	0	0	2	0.0	ROMAN POLAK	2	0	1	1	1	0	0	0	0	0	2	0.0
ALEX CHIASSON	1	0	0	0	-1	0	0	0	0	0	1	0.0	KASPERI KAPANEN	1	0	0	0	-1	0	0	0	0	0	2	0.0
MADISON BOWEY	2	0	0	0	0	0	0	0	0	0	2	0.0	TYLER BOZAK	3	0	0	0	0	2	0	0	0	0	3	0.0
ANDRE BURAKOVSKY	2	0	0	0	-1	0	0	0	0	0	5	0.0	LEO KOMAROV	3	0	0	0	0	0	0	0	0	0	5	0.0
BRETT CONNOLLY	2	0	0	0	-1	0	0	0	0	0	0	0.0	ANDREAS BORGMAN	1	0	0	0	0	0	0	0	0	0	1	0.0
BROOKS ORPIK	3	0	0	0	-1	0	0	0	0	0	6	0.0	JAMES VAN RIEMSDYK	3	0	0	0	0	0	0	0	0	0	8	0.0
MICHAL KEMPNY	1	0	0	0	0	0	0	0	0	0	3	0.0	MITCHELL MARNER	3	0	0	0	-2	0	0	0	0	0	4	0.0
DEVANTE SMITH-PELLY	3	0	0	0	-1	2	0	0	0	0	4	0.0	TOMAS PLEKANEC	1	0	0	0	0	0	0	0	0	0	1	0.0
TYLER GRAOVAC	2	0	0	0	-1	0	0	0	0	0	1	0.0	CALLE ROSEN	1	0	0	0	0	0	0	0	0	0	0	0.0
LARS ELLER	2	0	0	0	0	0	0	0	0	0	2	0.0	RON HAINSEY	3	0	0	0	0	2	0	0	0	0	6	0.0
CHRISTIAN DJOOS	2	0	0	0	-1	0	0	0	0	0	2	0.0	MATT MARTIN	2	0	0	0	0	2	0	0	0	0	1	0.0
TAYLOR CHORNEY	2	0	0	0	0	0	0	0	0	0	0	0.0	CONNOR CARRICK	1	0	0	0	0	0	0	0	0	0	2	0.0

GOALTENDER	GP	MIN	GA	GAA	SO	W	L	OT	SA	SV%	GOALTENDER	GP	MIN	GA	GAA	SO	W	L	OT	SA	SV%
BRADEN HOLTBY	3	178	5	1.68	0	2	1	0	87	.943	FREDERIK ANDERSEN	2	91	5	3.29	1	1	1	0	55	.909
											CURTIS MCELHINNEY	2	87	3	2.07	0	0	1	0	29	.896

POWER PLAY: 3 - 8 (37.5%)

PENALTY KILLING: 5 - 5 (100%)

POWER PLAY: 0 - 5 (0.0%)

PENALTY KILLING: 5 - 8 (62.5%)

# Vancouver Canucks

## CLUB INFORMATION

**Founded**.....1970-71  
**Home Arena**.....Rogers Arena (18,865)  
**Stanley Cups**.....None  
**General Manager**.....Jim Benning  
**Head Coach**.....Travis Green  
**Asst. Coaches**.....Nolan Baumgartner, Newell Brown, Manny Malhotra  
**Vice President, Communications & Community Partnerships**.....Chris Brumwell  
 2017-18 Record ..... 30-40-11 (673 points)  
 2017-18 Finish..... 7th, Pacific Division  
 2017-18 Playoffs.....DNQ

Rogers Arena  
 800 Griffiths Place  
 Vancouver, BC V6B 6G1  
 604.899.4600  
 Fax: 604.899.4640  
 @VanCanucks



## 2018-19 MEETINGS

Oct. 22 at Vancouver  
 Feb. 5 at Washington

## ALL-TIME SERIES HISTORY

YEAR	TOTALS									HOME									AWAY									
	GP	W	L	T	OT	PTS	GF	GA		GP	W	L	T	OT	PTS	GF	GA		GP	W	L	T	OT	PTS	GF	GA		
74-75	4	0	4	0	-	0	9	19		2	0	2	0	-	0	5	10		2	0	2	0	-	0	4	9		
75-76	4	0	4	0	-	0	9	21		2	0	2	0	-	0	5	10		2	0	2	0	-	0	4	11		
76-77	4	2	2	0	-	4	11	14		2	2	0	0	-	4	8	5		2	0	2	0	-	0	3	9		
77-78	4	0	4	0	-	0	7	16		2	0	2	0	-	0	4	9		2	0	2	0	-	0	3	7		
78-79	4	3	1	0	-	6	19	15		2	1	1	0	-	2	6	8		2	2	0	0	-	4	13	7		
79-80	4	3	1	0	-	6	17	13		2	2	0	0	-	4	9	5		2	1	1	0	-	2	8	8		
80-81	4	1	1	2	-	4	11	11		2	1	1	0	-	2	5	5		2	0	0	2	-	2	6	6		
81-82	3	1	1	1	-	3	11	11		2	1	0	1	-	3	11	8		1	0	1	0	-	0	0	3		
82-83	3	1	1	1	-	3	6	7		1	0	0	1	-	1	1	1		2	1	1	0	-	2	5	6		
83-84	3	2	1	0	-	4	13	11		2	1	1	0	-	2	7	7		1	1	0	0	-	2	6	4		
84-85	3	3	0	0	-	6	14	6		1	1	0	0	-	2	3	2		2	2	0	0	-	4	11	4		
85-86	3	2	0	1	-	5	11	8		2	2	0	0	-	4	7	4		1	0	0	1	-	1	4	4		
86-87	3	3	0	0	-	6	14	7		1	1	0	0	-	2	3	2		2	2	0	0	-	4	11	5		
87-88	3	3	0	0	-	6	13	6		2	2	0	0	-	4	10	4		1	1	0	0	-	2	3	2		
88-89	3	2	1	0	-	4	9	6		1	1	0	0	-	2	3	0		2	1	1	0	-	2	6	6		
89-90	3	0	2	1	-	1	7	12		2	0	2	0	-	0	3	8		1	0	0	1	-	1	4	4		
90-91	3	2	1	0	-	4	9	8		1	1	0	0	-	2	5	3		2	1	1	0	-	2	4	5		
91-92	3	1	1	1	-	3	11	10		2	1	0	1	-	3	10	7		1	0	1	0	-	0	1	3		
92-93	2	0	1	1	-	1	6	7		1	0	0	1	-	1	3	3		1	0	1	0	-	0	3	4		
93-94	2	2	0	0	-	4	7	4		1	1	0	0	-	2	3	2		1	1	0	0	-	2	4	2		
94-95	Teams did not meet in 1994-95																											
95-96	2	1	0	1	-	3	13	4		1	1	0	0	-	2	9	0		1	0	0	1	-	1	4	4		
96-97	2	2	0	0	-	4	9	3		1	1	0	0	-	2	4	1		1	1	0	0	-	2	5	2		
97-98	2	2	0	0	-	4	5	3		1	1	0	0	-	2	2	1		1	1	0	0	-	2	3	2		
98-99	2	0	2	0	-	0	2	6		1	0	1	0	-	0	1	2		1	0	1	0	-	0	1	4		
99-00	1	0	1	0	0	0	3	6		0	0	0	0	0	0	0	0		1	0	1	0	0	0	3	6		
00-01	2	2	0	0	0	4	7	5		1	1	0	0	0	2	3	2		1	1	0	0	0	2	4	3		
01-02	1	0	1	0	0	0	1	5		1	0	1	0	0	0	1	5		0	0	0	0	0	0	0	0		
02-03	1	0	1	0	0	0	0	6		0	0	0	0	0	0	0	0		1	0	1	0	0	0	0	6		
03-04	1	0	1	0	0	0	1	6		1	0	1	0	0	0	1	6		0	0	0	0	0	0	0	0		
05-06	Teams did not meet in 2005-06																											
06-07	1	0	0	-	1	1	2	2		0	0	0	-	0	0	0	0		1	0	0	-	1	1	2	2		
07-08	1	0	1	-	0	0	2	3		1	0	1	-	0	0	2	3		0	0	0	-	0	0	0	0		
08-09	1	1	0	-	0	2	5	1		1	1	0	-	0	2	5	1		0	0	0	-	0	0	0	0		
09-10	1	0	1	-	0	0	2	3		0	0	0	-	0	0	0	0		1	0	1	-	0	0	2	3		
10-11	1	0	1	-	0	0	2	4		1	0	1	-	0	0	2	4		0	0	0	-	0	0	0	0		
11-12	1	0	1	-	0	0	4	7		0	0	0	-	0	0	0	0		1	0	1	-	0	0	4	7		
12-13	Teams did not meet in 2012-13																											
13-14	2	1	1	-	0	2	6	6		1	1	0	-	0	2	4	3		1	0	1	-	0	0	2	3		
14-15	2	0	2	-	0	0	5	8		1	0	1	-	0	0	3	4		1	0	1	-	0	0	2	4		
15-16	2	2	0	-	0	4	7	3		1	1	0	-	0	2	4	1		1	1	0	-	0	2	3	2		
16-17	2	2	0	-	0	4	8	2		1	1	0	-	0	2	3	0		1	1	0	-	0	2	5	2		
17-18	2	1	1	-	0	2	5	7		1	1	0	-	0	2	3	1		1	0	1	-	0	0	2	6		
Totals	95	45	40	9	1	100	303	302		47	27	17	4	0	56	158	137		46	18	23	5	1	42	145	165		

## SERIES INFORMATION

All-Time Series (W-L-T-OT)  
 Current Streak  
 Last Washington Win  
 Last Vancouver Win  
 Last Tie  
 Last Overtime Game  
 Overtime Record  
 Last 10 Games (W-L-T-OT)  
 Longest Unbeaten Streak  
 Longest Winning Streak  
 Longest Winless Streak  
 Longest Losing Streak  
 Washington Shutouts (Last)  
 Vancouver Shutouts (Last)  
 Last Washington Hat Trick  
 Last Vancouver Hat Trick  
 Most Washington Goals  
 Most Vancouver Goals

### Overall

WSH leads, 45-40-9-1  
 1 WSH win (1/9/18)  
 1/9/18 (3-1)  
 10/26/17 (2-6)  
 2/10/96 (4-4)  
 10/27/06 (L, 2-3 SO)  
 4-0-6  
 6-4-0  
 13 (10/28/84-10/25/88)  
 7 (10/28/86-10/25/88)  
 9 (12/17/74-10/13/76)  
 9 (12/17/74-10/13/76)  
 3 (12/11/16)  
 2 (3/23/03)  
 M. Gartner (2/20/87)  
 D. Lever (2/1/75)  
 9 (3/12/96)  
 7 (two times)

### at Washington

WSH leads, 27-17-4-0  
 3 WSH wins (1/14/16-1/9/18)  
 1/9/18 (3-1)  
 12/2/14 (3-4)  
 3/2/93 (3-3)  
 2/4/01 (W, 4-3 OT)  
 2-0-2  
 5-5-0  
 8 (2/5/91-11/4/97)  
 7 (2/26/85-3/5/89)  
 4 (1/23/75-1/6/76)  
 4 (1/23/75-1/6/76)  
 3 (12/11/16)  
 none  
 none  
 none  
 9 (3/12/96)  
 7 (3/2/75)

### at Vancouver

WSH trails, 18-23-5-1  
 1 VAN win (10/26/17)  
 10/29/16 (5-2)  
 10/26/17 (2-6)  
 2/10/96 (4-4)  
 10/27/06 (L, 2-3 SO)  
 2-0-4  
 3-6-1  
 9 (2/18/83-10/25/88)  
 4 (two times)  
 8 (12/17/74-1/31/78)  
 8 (12/17/74-1/31/78)  
 none  
 2 (3/23/03)  
 M. Gartner (2/20/87)  
 D. Lever (2/1/75)  
 7 (12/9/78)  
 7 (10/14/75)





# Vancouver Canucks

## 2017-18 WASHINGTON CAPITALS VS. VANCOUVER CANUCKS

CAPITALS TIED SEASON SERIES, 1-1-0 • VANCOUVER 1-1-0

VANCOUVER	CANUCKS	CAPITALS	ATTEND	GOALTENDERS	W. GOAL
OCT. 26, 2017	6	2	18,293	BRADEN HOLTBY & PHILIPP GRUBAUER / ANDERS NILSSON	CHANDLER STEPHENSON

WASHINGTON	CANUCKS	CAPITALS	ATTEND	GOALTENDERS	W. GOAL
JAN. 9, 2018	1	3	18,506	PHILIPP GRUBAUER / JACOB MARKSTROM	EVGENY KUZNETSOV

CAPITALS	GP	G	A	P	+/-	PIM	PP	SH	GW	EN	S	%	CANUCKS	GP	G	A	P	+/-	PIM	PP	SH	GW	EN	S	%
EVGENY KUZNETSOV	2	2	0	2	0	2	0	0	0	0	9	22.2	SVEN BAERTSCHI	2	2	1	3	0	0	2	0	0	0	5	40.0
JOHN CARLSON	2	1	1	2	0	0	0	0	0	0	6	16.7	BROCK BOESER	2	0	3	3	0	0	0	0	0	0	6	0.0
ALEX OVECHKIN	2	0	2	2	0	2	0	0	0	0	5	0.0	DEREK DORSETT	1	1	1	2	1	0	0	0	0	0	2	50.0
MADISON BOWEY	2	0	2	2	1	0	0	0	0	0	0	0.0	BO HORVAT	1	1	1	2	0	0	1	0	0	0	2	50.0
LARS ELLER	2	1	0	1	0	0	0	0	1	0	6	16.7	DANIEL SEDIN	2	1	0	1	-1	0	1	0	0	0	5	20.0
CHANDLER STEPHENSON	2	1	0	1	1	0	0	0	0	0	2	50.0	MARKUS GRANLUND	2	1	0	1	-2	2	0	0	1	0	3	33.3
DMITRY ORLOV	2	0	1	1	0	0	0	0	0	0	1	0.0	THOMAS VANEK	2	1	0	1	1	0	0	0	0	0	3	33.3
MATT NISKANEN	1	0	1	1	1	0	0	0	0	0	3	0.0	ALEXANDER BURMISTROV	1	0	1	1	1	0	0	0	0	0	1	0.0
NICKLAS BACKSTROM	1	0	1	1	1	0	0	0	0	0	2	0.0	SAM GAGNER	2	0	1	1	1	4	0	0	0	0	5	0.0
JAY BEAGLE	2	0	1	1	1	0	0	0	0	0	4	0.0	ALEXANDER EDLER	1	0	1	1	0	0	0	0	0	0	7	0.0
NATHAN WALKER	1	0	0	0	1	0	0	0	0	0	0	0.0	CHRISTOPHER TANEV	1	0	1	1	1	0	0	0	0	0	0	0.0
ALEX CHIASSON	1	0	0	0	-1	0	0	0	0	0	1	0.0	BRANDON SUTTER	1	0	1	1	1	0	0	0	0	0	1	0.0
TOM WILSON	2	0	0	0	0	19	0	0	0	0	8	0.0	HENRIK SEDIN	2	0	1	1	-2	0	0	0	0	0	1	0.0
T.J. OSHIE	2	0	0	0	1	0	0	0	0	0	0	0.0	DERRICK POULIOT	1	0	1	1	0	0	0	0	0	0	1	0.0
ANDRE BURAKOVSKY	1	0	0	0	0	0	0	0	0	0	0	0.0	LOUI ERIKSSON	1	0	0	0	-2	0	0	0	0	0	0	0.0
BRETT CONNOLLY	2	0	0	0	0	0	0	0	0	0	1	0.0	MICHAEL DEL ZOTTO	2	0	0	0	-2	0	0	0	0	0	5	0.0
BROOKS ORPIK	2	0	0	0	0	0	0	0	0	0	2	0.0	NIKOLAY GOLDOBIN	1	0	0	0	-1	0	0	0	0	0	3	0.0
JAKUB VRANA	2	0	0	0	0	0	0	0	0	0	8	0.0	BEN HUTTON	2	0	0	0	-1	5	0	0	0	0	6	0.0
DEVANTE SMITH-PELLY	2	0	0	0	2	19	0	0	0	0	1	0.0	NIC DOWD	1	0	0	0	-2	0	0	0	0	0	0	0.0
CHRISTIAN DJOOS	2	0	0	0	1	2	0	0	0	0	4	0.0	ERIK GUDBRANSON	2	0	0	0	-2	5	0	0	0	0	2	0.0
TAYLOR CHORNEY	1	0	0	0	1	2	0	0	0	0	0	0.0	ALEX BIEGA	2	0	0	0	0	2	0	0	0	0	6	0.0
													JAKE VIRTANEN	2	0	0	0	-1	0	0	0	0	0	2	0.0
													MICHAEL CHAPUT	1	0	0	0	0	0	0	0	0	0	0	0.0
													TROY STECHER	1	0	0	0	0	2	0	0	0	0	2	0.0

GOALTENDER	GP	MIN	GA	GAA	SO	W	L	OT	SA	SV%	GOALTENDER	GP	MIN	GA	GAA	SO	W	L	OT	SA	SV%
PHILIPP GRUBAUER	2	85	2	1.41	0	1	0	0	46	.957	ANDERS NILSSON	1	60	2	2.00	0	1	0	0	27	.926
BRADEN HOLTBY	1	35	5	8.57	0	0	1	0	22	.773	JACOB MARKSTROM	1	57	3	3.15	0	0	1	0	36	.917

POWER PLAY: 0 - 5 (0%)

PENALTY KILLING: 5 - 9 (55.6%)

POWER PLAY: 4 - 9 (44%)

PENALTY KILLING: 5 - 5 (100%)

# Vegas Golden Knights

## CLUB INFORMATION

**Founded**.....2017-18  
**Home Arena**.....T-Mobile Arena (17,500)  
**Stanley Cups**.....None  
**Chairman & CEO**.....Bill Foley  
**President, General Manager & Alt. Governor**.....George McPhee  
**Head Coach**.....Gerard Gallant  
**Assistant Coaches**.....Mike Kelly, Ryan Craig, Ryan McGill  
**Vice President of Communications & Content**.....Eric Tosi  
 2017-18 Record.....51-24-7 (109 points)  
 2017-18 Finish.....1st, Pacific Division  
 2017-18 Playoffs.....Stanley Cup Final (def. by WSH, 4-1)

T-Mobile Arena  
 3780 S. Las Vegas Blvd.  
 Las Vegas, NV, R3C 89158  
 702.790.2663  
 @GoldenKnights



## 2018-19 MEETINGS

Oct. 10 at Washington  
 Dec. 4 at Vegas

## ALL-TIME SERIES HISTORY

YEAR	TOTALS								HOME								AWAY							
	GP	W	L	T	OT	PTS	GF	GA	GP	W	L	T	OT	PTS	GF	GA	GP	W	L	T	OT	PTS	GF	GA
17-18	2	0	2	-	0	0	3	7	1	0	1	-	0	0	3	4	1	0	1	-	0	0	0	3
Totals	2	0	2	-	0	0	3	7	1	0	1	-	0	0	3	4	1	0	1	-	0	0	0	3

## SERIES INFORMATION

All-Time Series (W-L-T-OT)  
 Current Streak  
 Last Washington Win  
 Last Vegas Win  
 Last Tie  
 Last Overtime Game  
 Overtime Record  
 Last 10 Games (W-L-T-OT)  
 Longest Unbeaten Streak  
 Longest Winning Streak  
 Longest Winless Streak  
 Longest Losing Streak  
 Washington Shutouts (Last)  
 Vegas Shutouts (Last)  
 Last Washington Hat Trick  
 Last Vegas Hat Trick  
 Most Washington Goals  
 Most Vegas Goals

### Overall

WSH trails, 0-2-0-0  
 2 VGK wins (12/23/17-2/4/18)  
 none  
 2/4/18 (4-3)  
 none  
 none  
 0-0-0  
 0-2-0  
 none  
 none  
 2 (12/23/17-2/4/18)  
 2 (12/23/17-2/4/18)  
 none  
 1 (12/23/17)  
 none  
 none  
 none  
 3 (2/4/18)  
 4 (2/4/18)

### at Washington

WSH trails, 0-1-0-0  
 1 VGK win (2/4/18)  
 none  
 2/4/18 (4-3)  
 none  
 none  
 0-0-0  
 0-1-0  
 none  
 none  
 1 (2/4/18)  
 1 (2/4/18)  
 none  
 none  
 none  
 none  
 3 (2/4/18)  
 4 (2/4/18)

### at Vancouver

WSH trails, 0-1-0-0  
 1 VGK win (12/23/17)  
 none  
 12/23/17 (3-0)  
 none  
 none  
 0-0-0  
 0-1-0  
 none  
 none  
 1 (12/23/17)  
 1 (12/23/17)  
 none  
 1 (12/23/17)  
 none  
 none  
 none  
 0 (12/23/17)  
 3 (12/23/17)



# Vegas Golden Knights

## 2017-18 WASHINGTON CAPITALS VS. VEGAS GOLDEN KNIGHTS

CAPITALS LOST SEASON SERIES, 0-2-0 • VEGAS 2-0-0

VEGAS	GOLDEN KNIGHTS	CAPITALS	ATTEND	GOALTENDERS	W. GOAL
DEC. 23, 2017	3	0	18,025	MARC-ANDRE FLEURY / BRADEN HOLTBY	WILLIAM KARLSSON

WASHINGTON	GOLDEN KNIGHTS	CAPITALS	ATTEND	GOALTENDERS	W. GOAL
FEB. 4, 2018	4	3	18,506	MARC-ANDRE FLEURY / PHILIPP GRUBAUER	ALEX TUCH

CAPITALS	GP	G	A	P	+/-	PIM	PP	SH	GW	EN	S	%	GOLDEN KNIGHTS	GP	G	A	P	+/-	PIM	PP	SH	GW	EN	S	%
MATT NISKANEN	2	1	1	2	-1	0	0	0	0	0	5	20.0	REILLY SMITH	2	2	1	3	2	2	1	0	0	0	9	22.2
CHANDLER STEPHENSON	2	1	0	1	0	0	0	0	0	0	2	50.0	ALEX TUCH	2	2	1	3	3	2	0	0	2	0	3	66.7
NICKLAS BACKSTROM	2	1	0	1	-1	0	0	0	0	0	3	33.3	JONATHAN MARCHESSAULT	2	0	3	3	1	0	0	0	0	0	3	0.0
JAY BEAGLE	2	0	1	1	0	0	0	0	0	0	4	0.0	RYAN CARPENTER	1	1	1	2	1	0	0	0	0	0	2	50.0
ANDRE BURAKOVSKY	2	0	1	1	-1	0	0	0	0	0	3	0.0	WILLIAM KARLSSON	2	1	1	2	2	0	0	0	0	0	5	20.0
DMITRY ORLOV	2	0	1	1	0	0	0	0	0	0	5	0.0	PIERRE-EDOUARD BELLEMARE	2	0	2	2	2	0	0	0	0	0	3	0.0
EVGENY KUZNETSOV	2	0	1	1	-1	0	0	0	0	0	1	0.0	OSCAR LINDBERG	2	1	0	1	1	0	0	0	0	0	1	100.0
CHRISTIAN DJOOS	2	0	1	1	-1	0	0	0	0	0	0	0.0	CODY EAKIN	2	0	1	1	1	4	0	0	0	0	1	0.0
TOM WILSON	2	0	0	0	0	0	0	0	0	0	2	0.0	NATE SCHMIDT	2	0	1	1	1	0	0	0	0	0	1	0.0
T.J. OSHIE	2	0	0	0	-1	0	0	0	0	0	4	0.0	TOMAS NOSEK	1	0	1	1	1	0	0	0	0	0	0	0.0
LARS ELLER	2	0	0	0	-1	0	0	0	0	0	1	0.0	BRENDAN LEIPSIC	1	0	1	1	1	0	0	0	0	0	5	0.0
JOHN CARLSON	2	0	0	0	-1	0	0	0	0	0	7	0.0	ERIK HAULA	2	0	0	0	-2	0	0	0	0	0	6	0.0
MADISON BOWEY	2	0	0	0	-1	0	0	0	0	0	1	0.0	JAMES NEAL	2	0	0	0	-2	0	0	0	0	0	5	0.0
DEVANTE SMITH-PELLEY	2	0	0	0	0	0	0	0	0	0	3	0.0	SHEA THEODORE	2	0	0	0	2	0	0	0	0	0	2	0.0
JAKUB VRANA	2	0	0	0	-1	0	0	0	0	0	1	0.0	JON MERRILL	1	0	0	0	1	0	0	0	0	0	3	0.0
BROOKS ORPIK	2	0	0	0	-2	2	0	0	0	0	1	0.0	DAVID PERRON	2	0	0	0	-2	0	0	0	0	0	5	0.0
BRETT CONNOLLY	2	0	0	0	-2	0	0	0	0	0	2	0.0	BRAYDEN MCNABB	2	0	0	0	1	4	0	0	0	0	3	0.0
ALEX OVECHKIN	2	0	0	0	-1	2	0	0	0	0	4	0.0	COLIN MILLER	2	0	0	0	1	0	0	0	0	0	0	0.0
													BRAD HUNT	1	0	0	0	0	0	0	0	0	0	1	0.0
													WILLIAM CARRIER	1	0	0	0	0	0	0	0	0	0	0	0.0
													DERYK ENGELLAND	2	0	0	0	0	0	0	0	0	0	1	0.0

GOALTENDER	GP	MIN	GA	GAA	SO	W	L	OT	SA	SV%	GOALTENDER	GP	MIN	GA	GAA	SO	W	L	OT	SA	SV%
PHILIPP GRUBAUER	1	59	4	4.10	0	0	1	0	31	.871	MARC-ANDRE FLEURY	2	120	3	1.50	1	2	0	0	49	.939
BRADEN HOLTBY	1	60	3	3.01	0	0	1	0	28	.893											

POWER PLAY: 0 - 6 (0.0%)

PENALTY KILLING: 2 - 3 (66.7%)

POWER PLAY: 1 - 3 (33.3%)

PENALTY KILLING: 6 - 6 (100%)

# Winnipeg Jets

## CLUB INFORMATION

**Founded**.....1999-00 (ATL), 2011-12 (WPG)  
**Home Arena**.....Bell MTS Place (15,294)  
**Stanley Cups**.....None  
**Executive Vice President & General Manager**.....Kevin Cheveldayoff  
**Head Coach**.....Paul Maurice  
**Associate Coach**.....Jamie Kompon  
**Assistant Coaches**.....Charlie Huddy, Wade Flaherty, Todd Woodcroft  
**Senior Director, Hockey Communications**.....Scott Brown  
**2017-18 Record**.....52-20-10 (114 points)  
**2017-18 Finish**.....2nd, Central Division  
**2017-18 Playoffs**.....W. Conf Finals (def. by VGK 4-1)

Bell MTS Centre  
 300 Portage Avenue  
 Winnipeg, MB, R3C 5S4  
 204.926.5599  
 Fax: 204.926.5555  
 @NHLJets



## 2018-19 MEETINGS

Nov. 14 at Winnipeg  
 March 10 at Washington

## ALL-TIME SERIES HISTORY

YEAR	TOTALS								HOME								AWAY							
	GP	W	L	T	OT	PTS	GF	GA	GP	W	L	T	OT	PTS	GF	GA	GP	W	L	T	OT	PTS	GF	GA
99-00	5	4	1	0	0	8	18	7	2	2	0	0	0	4	8	2	3	2	1	0	0	4	10	5
00-01	5	2	1	2	0	6	14	10	3	2	0	1	0	5	10	5	2	0	1	1	0	1	4	5
01-02	5	3	1	1	0	7	14	6	2	2	0	0	0	4	8	2	3	1	1	1	0	3	6	4
02-03	5	3	1	1	0	7	26	19	3	2	0	1	0	5	17	13	2	1	1	0	0	2	9	6
03-04	6	2	3	1	0	5	16	15	3	1	1	1	0	3	7	7	3	1	2	0	0	2	9	8
05-06	8	3	4	-	1	7	24	39	4	2	2	-	0	4	13	18	4	1	2	-	1	3	11	21
06-07	8	3	3	-	2	8	22	25	4	1	2	-	1	3	11	14	4	2	1	-	1	5	11	11
07-08	8	4	2	-	2	10	22	19	4	2	2	-	0	4	11	11	4	2	0	-	2	6	11	8
08-09	6	4	2	-	0	8	24	24	3	3	0	-	0	6	15	10	3	1	2	-	0	2	9	14
09-10	6	6	0	-	0	12	29	13	3	3	0	-	0	6	12	5	3	3	0	-	0	6	17	8
10-11	6	2	4	-	0	4	13	20	3	2	1	-	0	4	11	10	3	0	3	-	0	0	2	10
11-12	6	2	2	-	2	6	13	16	3	1	0	-	2	4	9	9	3	1	2	-	0	2	4	7
12-13	5	4	1	-	0	8	20	8	2	1	1	-	0	2	7	7	3	3	0	-	0	6	13	1
13-14	2	2	0	-	0	4	8	6	1	1	0	-	0	2	4	2	1	1	0	-	0	2	4	4
14-15	2	1	1	-	0	2	5	4	1	1	0	-	0	2	5	1	1	0	1	-	0	0	0	3
15-16	2	1	0	-	1	3	6	5	1	1	0	-	0	2	5	3	1	0	0	-	1	1	1	2
16-17	2	2	0	-	0	4	7	5	1	1	0	-	0	2	4	3	1	1	0	-	0	2	3	2
17-18	2	1	0	-	1	3	6	6	1	1	0	-	0	2	3	2	1	0	0	-	1	1	3	4
<b>Totals</b>	<b>89</b>	<b>49</b>	<b>26</b>	<b>5</b>	<b>9</b>	<b>112</b>	<b>287</b>	<b>247</b>	<b>44</b>	<b>29</b>	<b>9</b>	<b>3</b>	<b>3</b>	<b>64</b>	<b>160</b>	<b>124</b>	<b>45</b>	<b>20</b>	<b>17</b>	<b>2</b>	<b>6</b>	<b>48</b>	<b>127</b>	<b>123</b>

## SERIES INFORMATION

### All-Time Series (W-L-T-OT)

Current Streak  
 Last Washington Win  
 Last Winnipeg Win  
 Last Tie  
 Last Overtime Game  
 Overtime Record  
 Last 10 Games (W-L-OT)  
 Longest Unbeaten Streak  
 Longest Winning Streak  
 Longest Winless Streak  
 Longest Losing Streak  
 Washington Shutouts (Last)  
 Winnipeg Shutouts (Last)  
 Last Washington Hat Trick  
 Last Winnipeg Hat Trick  
 Most Washington Goals  
 Most Winnipeg Goals

### Overall

WSH leads, 49-26-5-9  
 1 WSH win (3/12/18)  
 3/12/18 (3-2 OT)  
 2/13/18 (2-4 OT)  
 3/20/04 (2-2)  
 3/12/18 (W, 3-2 OT)  
 7-6-11  
 7-1-2  
 8 (4/5/09-4/9/10)  
 8 (4/5/09-4/9/10)  
 5 (3/14/04-10/8/05)  
 4 (10/14/06-11/22/06)  
 7 (3/21/13)  
 5 (3/21/15)  
 A. Semin (10/23/10)  
 I. Kovalchuk (12/6/02)  
 8 (1/9/10)  
 8 (10/8/05)

### at Washington

WSH leads, 29-9-3-3  
 6 WSH wins (4/23/13-3/12/18)  
 3/12/18 (3-2 OT)  
 1/22/13 (2-4)  
 3/20/04 (2-2)  
 3/12/18 (W, 3-2 OT)  
 6-2-5  
 7-1-2  
 10 (1/8/00-3/6/03)  
 7 (3/14/08-4/9/10)  
 3 (10/14/06-11/22/06)  
 3 (10/14/06-11/22/06)  
 2 (11/10/01)  
 1 (2/2/08)  
 A. Semin (10/23/10)  
 I. Kovalchuk (12/6/02)  
 7 (12/6/02)  
 7 (10/7/05)

### at Winnipeg

WSH leads, 20-17-2-6  
 1 WPG win (2/13/18)  
 11/1/16 (3-2)  
 2/13/18 (3-4 OT)  
 12/6/01 (3-3)  
 2/13/18 (L, 3-4 OT)  
 1-4-6  
 6-2-2  
 4 (two times)  
 4 (two times)  
 3 (three times)  
 3 (three times)  
 5 (3/21/13)  
 4 (3/21/15)  
 A. Ovechkin (12/15/06)  
 None  
 8 (1/9/10)  
 8 (10/8/05)





# Winnipeg Jets

## 2017-18 WASHINGTON CAPITALS VS. WINNIPEG JETS

CAPITALS TIED SEASON SERIES 1-0-1 • WINNIPEG 1-0-1

WINNIPEG	JETS	CAPITALS	ATTEND	GOALTENDERS	W. GOAL
FEB. 13, 2018	4	3	15,321	CONNOR HELLEBUYCK / BRADEN HOLTBY	TYLER MYERS (OT)
WASHINGTON	JETS	CAPITALS	ATTEND	GOALTENDERS	W. GOAL
MAR. 12, 2018	2	3	18,506	PHILIPP GRUBAUER / CONNOR HELLEBUYCK	EVGENY KUZNETSOV (OT)

CAPITALS	GP	G	A	P	+/-	PIM	PP	SH	GW	EN	S	%	JETS	GP	G	A	P	+/-	PIM	PP	SH	GW	EN	S	%
ALEX OVECHKIN	2	2	1	3	-2	0	1	0	0	0	13	15.4	MARK SCHEIFELE	1	2	1	3	3	0	0	1	0	0	4	50.0
EVGENY KUZNETSOV	2	1	2	3	1	0	0	0	1	0	5	20.0	DUSTIN BYFUGLIEN	2	0	3	3	1	2	0	0	0	0	2	0.0
JOHN CARLSON	2	1	1	2	-1	4	0	0	0	0	7	14.3	MATHIEU PERREAULT	2	0	2	2	3	2	0	0	0	0	6	0.0
NICKLAS BACKSTROM	2	1	1	2	-2	0	0	0	0	0	9	11.1	BRYAN LITTLE	2	1	0	1	1	4	0	0	0	0	4	25.0
TOM WILSON	2	0	2	2	0	0	0	0	0	0	3	0.0	TYLER MYERS	2	1	0	1	-1	0	0	0	1	0	6	16.7
ANDRE BURAKOVSKY	2	1	0	1	-1	0	0	0	0	0	3	33.3	PATRIK LAINE	2	1	0	1	-3	0	0	0	0	0	6	16.7
BRETT CONNOLLY	2	0	1	1	1	0	0	0	0	0	3	0.0	NIKOLAJ EHLERS	2	1	0	1	-1	0	0	0	0	0	6	16.7
LARS ELLER	2	0	1	1	-1	0	0	0	0	0	3	0.0	PAUL STASTNY	2	0	1	1	0	0	0	0	0	0	4	0.0
CHANDLER STEPHENSON	2	0	1	1	1	0	0	0	0	0	0	0.0	JACK ROSLOVIC	2	0	1	1	2	0	0	0	0	0	2	0.0
ALEX CHIASSON	1	0	1	1	0	0	0	0	0	0	0	0.0	BLAKE WHEELER	2	0	1	1	0	0	0	0	0	0	9	0.0
JAY BEAGLE	2	0	0	0	0	2	0	0	0	0	1	0.0	BEN CHIAROT	2	0	0	0	0	0	0	0	0	0	1	0.0
T.J. OSHIE	2	0	0	0	1	4	0	0	0	0	7	0.0	JOSH MORRISSEY	2	0	0	0	0	0	0	0	0	0	5	0.0
MADISON BOWEY	1	0	0	0	0	2	0	0	0	0	3	0.0	MATT HENDRICKS	2	0	0	0	0	2	0	0	0	0	0	0.0
MATT NISKANEN	2	0	0	0	0	0	0	0	0	0	3	0.0	DMITRY KULIKOV	1	0	0	0	-1	2	0	0	0	0	1	0.0
BROOKS ORPIK	2	0	0	0	-1	0	0	0	0	0	1	0.0	BRANDON TANEV	1	0	0	0	0	0	0	0	0	0	2	0.0
JAKUB JERABEK	1	0	0	0	0	0	0	0	0	0	0	0.0	NIC PETAN	1	0	0	0	0	0	0	0	0	0	1	0.0
JAKUB VRANA	1	0	0	0	0	0	0	0	0	0	2	0.0	KYLE CONNOR	2	0	0	0	-1	0	0	0	0	0	8	0.0
MICHAL KEMPNY	1	0	0	0	0	0	0	0	0	0	2	0.0	ANDREW COPP	2	0	0	0	-2	0	0	0	0	0	2	0.0
DEVANTE SMITH-PELLY	2	0	0	0	0	0	0	0	0	0	1	0.0	JOE MORROW	1	0	0	0	0	0	0	0	0	0	0	0.0
DMITRY ORLOV	2	0	0	0	-1	0	0	0	0	0	3	0.0	TUCKER POOLMAN	1	0	0	0	0	0	0	0	0	0	1	0.0
CHRISTIAN DJOOS	1	0	0	0	1	0	0	0	0	0	1	0.0	TOBY ENSTROM	1	0	0	0	2	0	0	0	0	0	1	0.0
													JOEL ARMIA	2	0	0	0	1	0	0	0	0	0	5	0.0
GOALTENDER	GP	MIN	GA	GAA	SO	W	L	OT	SA	SV%	GOALTENDER	GP	MIN	GA	GAA	SO	W	L	OT	SA	SV%				
PHILIPP GRUBAUER	1	64	2	1.87	0	1	0	0	28	.929	CONNOR HELLEBUYCK	2	126	6	2.86	0	1	0	1	70	.914				
BRADEN HOLTBY	1	63	4	3.84	0	0	0	1	44	.909															

POWER PLAY: 1 - 6 (16.7%)

PENALTY KILLING: 6 - 6 (100%)

POWER PLAY: 0 - 6 (0%)

PENALTY KILLING: 5 - 6 (83.3%)





# MISCELLANEOUS





# NHL Directory



**Gary Bettman**



**Bill Daly**



**Colin Campbell**

## NHL OFFICES

### NEW YORK

1185 Avenue of the Americas, 15th Floor  
New York, NY 10036  
O: 212-789-2000  
F: 212-789-2020

### MONTREAL

1800 McGill College Avenue, Suite 2600  
Montreal, QC H3A 3J6  
O: 514-841-9220

### TORONTO

50 Bay Street, 11th Floor  
Toronto, ON M5J 2X8  
O: 416-359-7900  
F: 416-981-2779

## NHL EXECUTIVE DIRECTORY

Commissioner.....Gary B. Bettman  
Deputy Commissioner.....William Daly  
Senior Executive Vice President of Hockey Operations.....Colin Campbell

## NHL COMMUNICATIONS (@PR\_NHL)

### COMMUNICATIONS

GARY MEAGHER, Executive Vice President  
O: 416-359-7960, C: 416-729-4700, gmeagher@nhl.com

JOHN DELLAPINA, Senior Vice President  
O: 212-789-2115, C: 917-363-7988, jdellapina@nhl.com  
\* Commissioner's Office & Department of Player Safety requests

JENNIFER NEZIOL, Vice President, Corporate Communications  
TOR: 416-359-7912, NYC: 212-789-7912, C: 416-275-9182, jneziol@nhl.com  
\* Corporate communications inquiries/requests

GREG INGLIS, Senior Director  
O: 212-789-2065, C: 347-853-2461, ginglis@nhl.com  
\* Editorial content/research

NIRVA MILORD, Senior Director, Corporate Communications  
O: 212-789-2123, C: 917-715-6187, nmilord@nhl.com  
\* Corporate communications and entertainment publicity

JENNIFER MOAD, Director  
O: 416-359-7961, C: 416-527-2852, jmoad@nhl.com  
\* Hockey Operations, Officiating and Central Scouting requests

JULIE YOUNG, Director  
O: 416-359-7964, C: 416-605-3550, jyoung@nhl.com  
\* esports inquiries

JASMINE GHAFOR, Senior Manager  
O: 416-359-7968, C: 647-808-4876, jghafour@nhl.com

JOSH BERNSTEIN, Manager  
O: 212-789-2609, C: 516-528-8365, jbpr@nhl.com  
\* Editorial content/research

STATISTICS & INFORMATION  
O: 416-359-7978  
@PR\_NHL on Twitter / Instagram  
#NHLStats

BENNY ERCOLANI, Vice President  
O: 416-359-7963, C: 416-729-5666, bercolani@nhl.com

BRENDON CROSSMAN, Manager  
O: 416-359-7903, C: 416-702-4645, bcrossman@nhl.com

STUART McCOMISH, Manager  
O: 416-359-7966, smccomish@nhl.com

SCOTT RODGERS, Manager  
srodgers@nhl.com

EVENT COMMUNICATIONS & PLAYER DEVELOPMENT  
nhleventcommunications@nhl.com

JAMEY HORAN, Senior Vice President  
O: 212-789-2785, C: 646-652-9981, jhoran@nhl.com  
\* Deputy Commissioner requests and event/player development inquiries

CHRIS WOJCICK, Director  
O: 212-789-2097, C: 646-285-7711, cwojcik@nhl.com  
\* Event inquiries

DAVID KEON, Senior Manager  
O: 416-359-7962, C: 416-729-5665, dkeon@nhl.com  
\* International credentials

CASEY BLOSSOM, Manager  
O: 212-324-8112, C: 646-634-1311, cblossom@nhl.com

MEGAN COOPER, Coordinator  
O: 212-324-8161, mcooper@nhl.com  
\* Event credentials

JEFF DAY, Coordinator  
O: 212-789-2108, C: 914-552-1660, jday@nhl.com

SAM GILBERT, Coordinator  
O: 416-359-7908, C: 514-594-8441, sgilbert@nhl.com

GINA MORRA, Coordinator  
O: 212-789-2690, gmorra@nhl.com

EMILY CAMPBELL, Assistant  
O: 212-789-2113, ecampbell@nhl.com

# NHL ON-ICE OFFICIALS

## REFEREES

Anderson, Reid*	49
Blandina, Brandon*	39
Brenk, Jacob	26
Charron, Francis	6
Chmielewski, Tom	18
Dunning, Mitch*	43
Dwyer, Gord	19
Furlatt, Eric	27
Halkidis, Beaudry*	48
Hanson, Trevor	14
Hebert, Ghislain	22
Hebert, Jean	15
Joannette, Marc	25
Kozari, Steve	40
Lambert, Pierre	37
L'Ecuyer, Frederick	17
Lee, Chris	28
Luxmore, Thomas John	21
MacDougall, Peter*	45
Markovic, Michael*	47
McCauley, Wes	4
McIsaac, Jon	2
Meier, Brad	34

Morton, Dean	36
Nicholson, Kendrick	30
O'Donnell, Conor*	39
O'Halloran, Dan	13
O'Rourke, Dan	9
Peel, Tim	20
Pochmara, Brian	16
Pollock, Kevin	33
Rank, Garrett	7
Rehman, Kyle	10
Rooney, Chris	5
Schlenker, Chris	3
Skilliter, Graham	24
South, Furman*	44
Schrader, Brandon*	46
St-Laurent, Francois	38
St. Pierre, Justin	12
Sutherland, Kelly	11
Syvret, Corey*	42
Walsh, Ian	29
Watson, Brad	23

## LINESMEN

Alphonso, Shandor	52
Amell, Derek	75
Baker, Tyson*	88
Barton, Steve	59
Berg, Devin	87
Brisebois, David	96
Cameron, Lonnie	74
Cherrey, Scott	50
Cormier, Michel	76
Daisy, Ryan	81
Devorski, Greg	54
Driscoll, Scott	68
Galloway, Ryan	82
Gawryletz, Brandon	64
Gawryletz, Travis	67
Gibbons, Ryan	58
Gibbs, Darren	66
Knorr, Trent	63
Kovachik, Brad	71
Mach, Brian	78
MacPherson, Matt	83

Marquis, Jesse*	86
Miller, Steve	89
Mills, Bevan*	53
Murchison, Kiel	79
Murphy, Brian	93
Murray, Jonny	95
Nagy, Kory	97
Nansen, Derek	70
Nowak, Tim	77
Pancich, Bryan	94
Racicot, Pierre	65
Rody, Vaughan	73
Sericolo, Anthony	84
Smith, Andrew	51
Shewchyk, Mark	92
Suchanek, Libor	60
Tobias, James*	61

\* minor league officials





# 2018-19 NHL Key Dates

## September 2018

6	Rookie camps open
13	Training camps open
15	Preseason schedule begins
15	2018 O.R.G. NHL China Games™: Boston Bruins at Calgary Flames (Shenzhen Universiade Sports Center, Shenzhen, China)
18	2018 Kraft Hockeyville Canada: Ottawa Senators vs. Toronto Maple Leafs (Lucan Community Memorial Centre, Lucan, Ont.)
19	2018 O.R.G. NHL China Games™: Calgary Flames at Boston Bruins (Cadillac Arena, Beijing, China)
19	Annual USA Hockey All-American Prospects Game (Xcel Energy Center, Saint Paul, Minn.)
25	2018 Kraft Hockeyville™ USA: Columbus Blue Jackets vs. Buffalo Sabres (Clinton Arena, Clinton, NY)

## October 2018

1	NHL Global Series Challenge: Devils vs. SC Bern (PostFinance Arena, Bern, Switzerland)
2	Opening day playing rosters set (5 p.m. ET)
2	NHL Board of Governors Meeting (New York, NY)
3	Opening night of 2018-19 NHL regular season (4 games)
3	Washington Capitals raise Stanley Cup banner (vs. Boston Bruins)
3	NHL Global Series Challenge: Oilers vs. Kolner Haie (Lanxess Arena, Cologne, Germany)
6	2018 NHL Global Series™: Edmonton Oilers vs. New Jersey Devils (Scandinavium, Gothenburg, Sweden)
22	NHL Alumni Awards Gala – Honorees: Borje Salming, Mats Sundin, Nicklas Lidstrom (Keith Magnuson Man of the Year); Bob Cole (Keith McCreary 7th Man); Eddie Olczyk (Ace Bailey Award of Courage); Chris Hadfield (Honorary Alumni) (Toronto, Ont.)

## November 2018

1-30	Hockey Fights Cancer Awareness Month
1-2	2018 NHL Global Series™: Florida Panthers vs. Winnipeg Jets (Hartwall Arena, Helsinki, Finland)
9	Hockey Hall of Fame Game: New Jersey Devils at Toronto Maple Leafs
12	Hockey Hall of Fame Induction Ceremony (Toronto, Ont.): Inductees: Martin Brodeur, Jayna Hefford, Martin St. Louis, Alexander Yakushev (Player category); Gary Bettman, Willie O'Ree (Builder category); Larry Brooks, Joe Bowen (Media honorees).
13	NHL General Managers' Meeting (Toronto, Ont.)
23	2018 Discover NHL Thanksgiving Showdown™: New York Rangers at Philadelphia Flyers
26	NHL Founders Day (1917)

## December 2018

1	Signing deadline for Group 2 free agents (5 p.m. ET)
12	U.S. Hockey Hall of Fame Induction (Inductees: Red Berenson, Natalie Darwitz, Hago Harrington, David Poile, Paul Stewart) and Celebration of Lester Patrick (Recipient: Jim Johansson, posthumous) (Nashville, Tenn.)
19	101st Anniversary of League's first games played
19-27	Holiday roster freeze in effect: For all players on an NHL active roster, injured reserve, or with non-roster and injured non-roster status as of midnight (local time) Dec. 19, a roster freeze shall apply through midnight (local time) Dec. 27, with respect to waivers, trades and loans, subject to the exceptions provided for in CBA Article 16.5 (d).
24-26	Holiday break (no scheduled practices – dressing rooms closed)
26-Jan. 5	IIHF World Junior Championship (Vancouver/Victoria, B.C.)

## January 2019

1	2019 Bridgestone NHL Winter Classic®: Boston Bruins at Chicago Blackhawks (Notre Dame Stadium, South Bend, Ind.)
8	USHL/NHL Top Prospects Game (Ice Box, Lincoln, Neb.)
Week of 21st	NHL Central Scouting Mid-Season Rankings release
23	CHL/NHL Top Prospects Game (ENMAX Centrium, Red Deer, AB)
24-27	NHL All-Star Break (no games played)
24-26	No scheduled practices – dressing rooms closed
25	2019 NHL All-Star Skills Competition™ (SAP Center at San Jose, San Jose, Calif.)
26	2019 NHL All-Star Game (SAP Center at San Jose, San Jose, Calif.)
27-28	2019 AHL All-Star Classic (MassMutual Center, Springfield, Mass.)
28	NHL regular season resumes

## February 2019

9	Hockey Day in Canada (Hockey Canada)
9	19th Annual Scotiabank Hockey Day in Canada (Host: Swift Current, SK)
17-24	Hockey Week Across America (USA Hockey)
23	2019 Coors Light NHL Stadium Series™: Pittsburgh Penguins at Philadelphia Flyers (Lincoln Financial Field, Philadelphia, Pa.)
25	2019 NHL Trade Deadline (3 p.m. ET)

## March 2019

4-6	NHL General Managers' Meeting (Boca Raton, Fla.)
29-31	NCAA Regionals

## April 2019

6	Last day of 2018-19 regular season (15 games)
10	Stanley Cup Playoffs begin
11-13	NCAA Frozen Four (KeyBank Center, Buffalo, NY)
Week of 15th	NHL Central Scouting Final Rankings release
18-28	IIHF Under-18 World Championship (Örnsköldsvik/Umeå, Sweden)
TBA	2019 NHL Draft Lottery

## May 2019

10-26	IIHF World Championship (Bratislava/Košice, Slovakia)
17-26	2019 CHL Memorial Cup (Scotiabank Centre, Halifax, N.S.)
27-June 1	2019 NHL Scouting Combine (Buffalo, N.Y.)

## June 2019

15	Last possible day for 2019 Stanley Cup Final
TBA	2019 NHL Awards™ (Las Vegas, Nev.)
20	NHL General Managers' Meeting (Vancouver, B.C.)
21-22	2019 NHL Draft™ (Rogers Arena, Vancouver, B.C.)

## July 2019

1	Free agency begins (12 p.m. ET)
5	Deadline for player-elected salary arbitration notification (5 p.m. ET)
6	Deadline for club-elected salary arbitration notification (5 p.m. ET)
20-Aug. 4	Salary arbitration hearings held

## August 2019

6	Deadline for salary arbitration decisions to be rendered
---	--

# Television Broadcasters



## JOE BENINATI Television Play-by-Play

Joe Beninati, 52, is working his 25th season of National Hockey League TV play-by-play with the Washington Capitals as the lead voice with NBC Sports Washington.

In addition to his hockey duties in the nation's capital, he spent six seasons describing the action for the NHL's national cable television package on Versus (VS). In past years, he has freelanced with ESPN, NHL Radio, and WFAN-New York broadcasts during the regular season, Stanley Cup Playoffs, and World Cup of Hockey. In 2002 and 2006 he provided radio play-by-play for Westwood One coverage of the Olympic men's hockey tournament in Salt Lake City and Torino. He has called select men's college hockey games on College Sports Television (CSTV) and Big Ten Network (BTN), as well as the NCAA Men's Hockey Tournament on ESPNU.

Joe graduated to the NHL in 1994 after five seasons of Radio/TV play-by-play in the American Hockey League holding jobs in Portland, Maine and Providence, Rhode Island. Prior to joining the professional ranks he was sports information director for two years at his alma mater Bowdoin College in Brunswick, Maine.

On the football gridiron, Beninati calls collegiate action on BTN. He was at the microphone for four seasons of Mountain West and PAC-10 Conference football on VS. His prior TV football credits include Maryland, Navy, CAA, and select FCS games on Comcast SportsNet (CSN) and CN-8. He spent four seasons voicing select major college football games nationally on Westwood One Radio.

A 12-time Capital Region Emmy Award winner for excellence in play-by-play, Joe has delivered numerous ACC and CAA collegiate events for CSN, covering eight different sports. In past years, he has filled-in as a TV play-by-play man for Baltimore Orioles baseball on Home Team Sports (HTS). In more recent summers, he has called World Team Tennis matches on CSN for the Washington Kastles.

Beninati is recognized as one of the leading announcers in the sport of lacrosse. He calls collegiate regular-season and conference tournament action on BTN, plus NCAA Tournament games on ESPNU / ESPN2. At the pro level, he described 14 seasons of play for Major League Lacrosse nationally and throughout the Mid-Atlantic region.

His resume includes two seasons of radio play-by-play with the Washington Mystics of the WNBA, plus fill-in radio and television work with the Washington Wizards in the NBA. A 1987 graduate of Bowdoin, Joe has a bachelor's degree in biology. He is single and resides in Vienna, VA.



## CRAIG LAUGHLIN Television Analyst

Craig Laughlin is celebrating his 29th season in the booth and 35th season in the Capitals organization as a player or broadcaster. With 10 years of professional playing experience in the NHL and Europe, Laughlin brings to the audience his unique understanding of the game, offering insightful, entertaining and expert analysis on Comcast SportsNet. The two time Emmy winner has also served as a radio analyst during the Stanley Cup playoffs and World Cup of Hockey, as well as an analyst on the NHL Network during the 2008 Stanley Cup playoffs.

Laughlin played four years of NCAA Division I hockey at Clarkson University and his No. 22 is retired at the school. Following his play at Clarkson University, Laughlin began his professional career with the Montreal Canadiens in 1979-80. He joined the Capitals for the 1982-83 season, arriving as part of the blockbuster trade that brought Rod Langway to D.C. Laughlin remains one of the select few players in Capitals history to have played 400 games with the club and ranks 22nd among the franchise's all-time scoring leaders. His tenure with Washington was highlighted by a 30-goal, 75-point season in 1985-86. During the Capitals' 40th anniversary season in 2014-15, Laughlin was selected as one of the 40 Greatest Caps players of all time. Laughlin completed his NHL career having appeared in 549 games, recording 136 goals and 205 assists while playing for Montreal, Washington, Los Angeles and Toronto. He played his final season in Landshut, Germany, in 1989-90 before retiring as a player and moving to the broadcast booth.

Laughlin has been involved in a number of business ventures in addition to broadcasting and remains active in area youth hockey programs. He is president of Network Hockey, a year-round hockey development program for aspiring hockey players. He also served as co-owner and general manager of the ECHL's Richmond Renegades, winning a Riley Cup championship in 1995.



## AL KOKEN Television Analyst

Al Koken is in his 34th season covering the Washington Capitals for television broadcasts. Koken has been a color analyst, play-by-play announcer and rinkside reporter during his career covering the Capitals, which started in 1984-85. He returns to the Comcast SportsNet broadcast team this season to offer ice-level insight and interviews with team members and other hockey personalities. In addition to his Capitals coverage, "Smokin' Al" Koken has served a variety of roles including play-by-play announcer, sideline reporter and studio host for broadcasts of the NBA's Washington Wizards, MLB's Baltimore Orioles and NCAA basketball.

He can be heard regularly on 106.7 The Fan as their Hockey Insider and show host. During his distinguished Washington sports journalism career spanning more than 30 years, Koken has also served as a print journalist for UPI and the Washington Star and sports anchor for TV stations WUSA and WTTG, as well as radio stations WTOP and WTEM. In addition to his work on Comcast SportsNet during and after Capitals games, Koken has also worked with ESPN and Fox Sports over the years.

A native of St. Louis, Mo., Koken has a degree in government and political science from American University.

# Radio Broadcasters



## **JOHN WALTON** **Senior Director of Broadcasting/ Radio Play-by-Play Announcer**

John Walton enters his eighth season as the radio play-by-play voice of the Washington Capitals, and also serves as the team's Senior Director of Broadcasting, overseeing the 12-station Washington Capitals Radio Network and serves as program director of Caps Radio 24/7, the team's 24-hour audio channel.

In addition to calling the play-by-play on the Capitals Radio Network, Walton has also provided the call of the action during the Stanley Cup playoffs for NBC Sports on NBCSN. Walton provided play-by-play coverage for Women's Hockey at the 2018 Winter Olympic Games. His other national work for NBCSN has consisted of play-by-play for the network's college hockey coverage, including the Hockey East championship in Boston.

Prior to joining the Capitals, Walton was the Senior Manager of Communications for Washington's American Hockey League affiliate in Hershey, where he called the action for the Bears for nine seasons. He called his 1,000th AHL broadcast on Jan. 26, 2011 against Springfield at Giant Center.

Walton called three Calder Cup championship seasons for the Bears, in 2006, 2009 and 2010, and on several occasions called the play-by-play for Hershey's postseason games on NHL Network and Comcast SportsNet Mid-Atlantic. He also served in an on-air role, alongside Mike "Doc" Emrick and Comcast SportsNet's Craig Laughlin, for the 2011 AHL All-Star Classic, televised to a national audience.

In addition to hockey, Walton served as the public address announcer for the Cincinnati Reds from 1996-2002 at Riverfront Stadium/Cinergy Field. He announced over 500 Major League Baseball games during his time in the Queen City, including the 1999 one-game playoff between the Reds and the New York Mets. During his time in Cincinnati, he was also the first play-by-play voice of the AHL's Cincinnati Mighty Ducks from 1997-00 and also served as a sports anchor for WLW-AM 700 in Cincinnati.

Walton began his hockey play-by-play career at Miami University in Oxford, Ohio, where he was the Voice of the Redskins from 1994-96, and also announced football and basketball at WRBI-FM 103.9 in Batesville, Indiana during that time. In addition to sports, Walton was also a disc jockey at 97 X, WOXY-FM in Oxford, a station recognized by Rolling Stone Magazine four times in the 1990's as one of the magazine's "15 Best Radio Stations."



## **MIKE VOGEL** **Senior Editor and Content Strategist**

Mike Vogel started covering the Capitals at the outset of the 1995-96 season and is now beginning his 24th season of covering hockey in Washington. He has been in his current position with WashingtonCaps.com since the start of the 1999-00 season.

In addition to providing most of the written content on the team's official website, Vogel has hosted the longest continuously running podcast in the NHL, Capitals Report, which debuted in March of 2002. Vogel also appears on Two-Man Advantage, the video pregame show for the Web and Capitals One Arena. 'Two-Man Advantage' debuted in 2007-08.

Vogel travels with the team and writes a preview, a morning skate update, a recap and a notebook for every Capitals game in addition to numerous other frequent entries on his blog at dumpnchase.com.

A native of Lansing, Mich., Vogel grew up in the greater Boston and Chicago areas. He received his bachelor's degree from Northwestern University.



## **KEN SABOURIN** **Radio Analyst**

Ken Sabourin returns to the Capitals' broadcast team for his 16th year providing insightful analysis for radio coverage of home games. Sabourin joined the team in 2002-03.

A player for five years in the NHL and a defenseman for Washington during the 1990-91 and '91-92 campaigns, Sabourin retired from professional hockey following the 1998-99 season. In 74 games with Washington and Calgary, the native of Scarborough, Ontario, recorded two goals and eight assists, including five points in 28 games for the Capitals in 1990-91. In 47 games over his two seasons with Washington, Sabourin recorded one goal and four assists while registering 129 penalty minutes. While playing for Calgary in 1988-89, Sabourin appeared in one playoff game en route to the Flames' Stanley Cup title.

Drafted by Calgary in the second round (33rd overall) of the 1984 Entry Draft, Sabourin continued his hockey involvement following his playing career by serving as an analyst for the Sunshine Network's coverage of the now-defunct Orlando Solar Bears of the International Hockey League. He remains active in area youth hockey and with the Capitals alumni group.

## BROADCAST PARTNERS





# Washington, D.C.

Located in the heart of the nation's capital, Capital One Arena is surrounded by an assortment of political, cultural, educational and social attractions. With more free attractions than any other U.S. city, Washington, D.C., is one of the most popular tourist sites in the world. Hockey fans can stroll through the city, relax on the Mall, visit the White House, Capitol Hill or any of the numerous monuments, museums and memorials.

## Getting Around

The District of Columbia offers one of the nation's finest means of public transportation, the Metro. The Metro system is a clean, convenient way to access all parts of the city and some outlying suburbs.

Metro consists of six color-coded lines, all of which stop at points within walking distance of Capital One Arena. The red, yellow and green lines deliver passengers to the Gallery Place/Chinatown station (at the corner of 7th and F Streets), just steps from the front entrance of Capital One Arena, while the red, blue and orange lines stop at nearby Metro Center.

## Monuments, Memorials and Museums

Jefferson Memorial, 15th Street, NW  
National Air and Space Museum, 6th St. and Independence Ave., NW  
National Museum of African Art, 950 Independence Avenue, SW  
National Museum of American History, 14th St. and Constitution Ave., NW  
National Portrait Gallery, 8th and F Streets, NW  
National Zoo, 3000 block of Connecticut Avenue  
Newseum, 555 Pennsylvania Ave., NW  
Library of Congress, 101 Independence Avenue, SE  
U.S. Holocaust Museum, 14th Street, NW  
White House, 1600 Pennsylvania Avenue, NW


## Restaurants

\*Capital Grille, 601 Pennsylvania Ave., NW  
\*Chop House, 7th and F Streets, NW  
\*Clydes, 7th and G Streets, NW  
Fado Irish Pub, 808 7th St., NW  
Gordon Biersch, 9th and G Streets, NW  
\*Greene Turtle, 601 F St., NW  
\*Hooters, 825 7th St., NW  
Hunan Chinatown, 7th & H Streets, NW  
Legal Seafood, 7th and G Streets, NW  
Maggiano's, 5333 Wisconsin Ave., NW

## Overnight Accommodations

Grand Hyatt, 1000 H Street, NW, 202.582.1234  
\*Hilton Garden Inn, 815 14th St., NW 202.783.7800  
Hotel Monaco, 700 F Street, NW, 202.628.7177  
JW Marriott, 1331 Pennsylvania Avenue, NW, 202.393.2000  
Mayflower, 1127 Connecticut Avenue, NW, 202.347.3000  
Ritz Carlton, 22nd and M Streets, NW, 202.835.0500  
Washington Marriott, 1221 22nd Street, NW, 202.872.1500

\*Capitals Recommended





# The business technology behind winning teams

Our experience in networking, cloud, security and more helps 99% of the Fortune 1000 go for the win.

[VerizonEnterprise.com](https://VerizonEnterprise.com)

**verizon**✓

