



CAROLINA HURRICANES 2009-2010 MEDIA GUIDE



**You Know Us.
We Know Sports.**

***Flagship Station for the
Hurricanes Radio Network***

wralSPORTSfan.com

TABLE OF CONTENTS

Gale Force Holdings/Hurricanes Directory	2
Peter Karmanos Jr.	3
Jim Rutherford	4
Hurricanes Management	5
Hurricanes Coaches	6
Scouting Directors	9
Hockey Operations	10
Broadcasters	12
Full-Time Staff	13
2009-2010 Organization Roster	18
Player Biographies & Statistics	20
Players In the System	78
Minor League Affiliations	96
Community Relations	102
Hurricanes vs. Opponents: 2009-10	108
2008-09 In Review	140
Hurricanes Players: 2008-09 Game by Game	148
2008-09 Transactions	152
All-Time Player Trades and Acquisitions	153
Year-By-Year History	159
NHL Recaps	191
Attendance	192
All-Time NHL Rosters	195
All-Star Games/Olympians/Milestone NHL Wins	213
NHL Entry Draft History	214
Franchise Records	220
Hurricanes in the Playoffs	244
Media Information	258
NHL General Information	261
Medical Glossary	264
How to Figure	266
2009-2010 Game & Television Schedule	267

CREDITS

Editors: Mike Sundheim, Kyle Hanlin
 Contributors: Paul Branecky, Shannon Cavender, Katharine Kelly, Drew Sanchez, Kaitlin Szulik
 Photographer: Gregg Forwerck
 Design & Production: Lauren Baxter

CAROLINA HURRICANES HOCKEY CLUB

RBC Center (Hockey capacity: 18,680)
1400 Edwards Mill Rd., Raleigh, NC 27607

Main Phone: 919.467.7825

Ticket Information: 1.866.NHL.CANES

Colors: Red, White, Silver and Black

Minor-League Affiliates: Albany River Rats (AHL); Florida Everblades (ECHL)

Cable Television Rightsholder: Fox Sports Carolinas

Main Fax: 919.462.0123

Website: CarolinaHurricanes.com

Radio Flagship: WCMC 99.9 FM The Fan

CLUB DIRECTORY

EXECUTIVE MANAGEMENT

Chief Executive Officer/Owner/Governor	Peter Karmanos, Jr.
President/General Manager	Jim Rutherford
Chief Financial Officer/Alternate Governor	Mike Amendola
Vice President/Assistant General Manager	Jason Karmanos
Vice President/General Manager, RBC Center	Davin Olsen

HOCKEY OPERATIONS

Head Coach	Paul Maurice
Associate Head Coach/Director of Player Personnel	Ron Francis
Assistant Coach	Kevin McCarthy
Assistant Coach	Tom Rowe
Assistant Coach	Tom Barrasso
Director of Defensemen Development	Glen Wesley
Video Coach	Chris Huffine
Head Athletic Trainer/Strength Conditioning Coach	Peter Friesen
Assistant Athletic Trainer	Jason Bailey
Equipment Managers	Wally Tatomir, Skip Cunningham, Bob Gorman
Director of Team Operations	Brian Tatum
Executive Assistant to the President/General Manager	Mari Jeter
Motivational Consultant/Manager Community Development	Doris E. Barksdale
Director of Amateur Scouting	Tony MacDonald
Amateur Scouts	Phil Horner, Bob Luccini, Bert Marshall, Mario Marois
Director of Professional Scouting	Marshall Johnston
Pro Scouts	Claude Larose, Ron Smith
European Scout	Robert Kron
Albany River Rats Head Coach/General Manager	Jeff Daniels
Albany River Rats Assistant Coach	Geordie Kinnear

ADMINISTRATION

Receptionists	Janet Davis, Mary Lou Ruetz
General Office Assistant	Angela Dennis

ARENA OPERATIONS

Assistant General Manager, RBC Center	Larry Perkins
Marketing Manager	Crystal Pace
Guest Services Coordinator/Executive Assistant	April Keeley
Security Manager	Clinton Peterson
Parking Manager	Mike Alexander
Event Services Manager	Steve Congress
Premium Services and Sales Manager	Suzanne Golden
Premium Services Coordinator	Jacqueline Barry, Allee Harrell
Senior Event Coordinator	Rob Douglas
Event Coordinator	Allison Flentji
Building Superintendent	Donnie MacMillian
Production Coordinator	Barry Steiman
Production Supervisor	Paul Chapman
Operations Manager	Dan McGowan
Assistant Operations Manager	Melvin Terrell
Operations Lead Supervisor	Alan Sykes
Operations Supervisor	Pete Bimonte
Facility Systems Manager	Rick Dunning
Facility Systems Supervisor	Alan Wobbleton
Director of Ticket Operations	Bill Nowicki
Arena Box Office Manager	Joe Sousa
Assistant Arena Box Office Manager	Erin Wallace
Assistant Ticket Operations Manager	Chris Jovino
Ticket Operations Representative	Tansley Cooke
Ticket Operations Assistant	Erica Tillman
Arena Office Manager	Hilman Huskey

BROADCASTERS

Television Play-by-Play/Radio Analyst	John Forslund
Television Analyst	Tripp Tracy
Radio Play-by-Play	Chuck Kaiton

COMMUNICATIONS

Director of Media Relations	Mike Sundheim
Manager of Media Relations/Broadcast Coordinator	Kyle Hanlin
Director of Community Relations/Executive Director of KNC Foundation	Doug Warf
Community Relations Coordinator	Katharine Kelley

FINANCE/INFORMATION TECHNOLOGY

General Counsel/Senior Director of Finance	William Traurig
Accounts Payable	Michael Arrington
Accounts Receivable	Patty Hilliard, Temika Smith-Harris
Payroll/Human Resources Coordinator	Cyndy Coffey
Payroll Coordinator	Crystal DeDitius
Assistant to the CFO	Stacey Ustin
Director of Information Technology	Glenn Johnson
Client/Server Technologists	Dwight Baptist, Alex Byrd, Myatt Williams

FOOD AND BEVERAGE

Director of Food and Beverage	Chris Diamond
Concessions Manager	Rick Rhodes
Assistant Concessions Manager/Group Coordinator	Barbara Couch
Chef De Cuisine	Dennis Atkinson
Executive Chef	Michael Flood
Executive Sous Chef	Andrew Booger
Suites Chef	Kevin Heintz
Catering and Restaurant Manager	Katrina Ryan
Catering Administrative Assistant	Christy Campbell
Club Restaurant Assistant Manager	Skip Roach
Commissary Manager	Gary Berry
Suites Manager & Finance Coordinator	Lori Holtz
Suites Supervisor	Matt Scheid
Senior Assistant Manager of Concessions	Jim O'Brien
Commissary Senior Supervisor	Jorge Cruz
Concessions Administrative Coordinator	Hollie Hawkins

MARKETING

Director of Marketing and Brand Development	Ben Aycock
Director of Advertising Production and In-Game Marketing	Pete Soto
Director of Promotions and Fan Development Marketing	Jon Chase
Website Producer	Paul Branecky
Graphic Designers	Lauren Baxter, Andrew Roman
Youth and Amateur Hockey Coordinator	Paul Strand
Producers, Gale Force Media, CanesVision and Wolfpack TV	Charles Graham, Don Sill
Web Producer, Gale Force Media, CanesVision and Wolfpack TV	Eric Bridenstine
Graphics Producer, Gale Force Media, CanesVision and Wolfpack TV	Stephen Rutherford
Mascot Coordinator	George Brown
Marketing Coordinator	Laura Caso
Promotions/Fan Development Coordinator	Ryan O'Quinn

MERCHANDISE

Retail Operations Manager	James Blitch
---------------------------	--------------

SALES

Director of Corporate Sales	Mike Hurley
Senior Corporate Sales Executives	Rick Francis, Julia Zeigler
Corporate Sales Executives	Joe Fontanetta, Johnny Gill, Lindsey Moore
Director of Ticket Sales	Kyle Prairie
Manager of Sales and Client Services	Peterson Avetta
Account Executives/Business Development	Rich Davis, Michael Miller
Client Relations Representatives	Brooke Baragona, Ray Hall, Matt Horton
Hurricanes Group Sales Manager	Brian Kapusta
RBC Center Group Sales Manager	Brian Slais
Group Sales Representatives	Will Tomlinson
Ticket Sales Assistant	Karen Prince
Client Services Coordinator	Blair Brooks
Business Development Executive Group Sales	Greg Perna



PETER KARMANOS JR.

CHIEF EXECUTIVE OFFICER / OWNER / GOVERNOR

Peter Karmanos Jr., holds the dual role as the Principal Owner/Governor and Chief Executive Officer of the Carolina Hurricanes and as the Chairman and Chief Executive Officer of Compuware Corporation. With his partners Thomas Thewes and Jim Rutherford, Karmanos acquired the NHL franchise on June 28, 1994—the afternoon of the 1994 NHL Entry Draft. After three financially unsuccessful seasons in Hartford, Conn., and after an agreement on a new facility between the team and the state of Connecticut could not be reached, Karmanos announced he would relocate the franchise to Raleigh, NC on May 6, 1997. There, Karmanos signed a 40-year lease with the city of Raleigh and the state.

Since their arrival in North Carolina, the Hurricanes have enjoyed tremendous all-around success. On the ice, the team has advanced to the Conference Finals three times in the last seven seasons, capturing Eastern Conference titles in 2002 and 2006 and the Stanley Cup in 2006. Off the ice, the Hurricanes have become a key component of the sporting landscape in North Carolina, and in 2009 were recognized as the top hockey franchise and second-ranked franchise in all of sports by ESPN in the “Ultimate Standings,” a collection of data and survey results that takes into account a team’s on-ice or on-field success as well as its community impact and overall fan experience.

In the summer of 1998, Karmanos formed Gale Force Holdings to manage his hockey interests, which include the Carolina Hurricanes and the RBC Center; the Florida Everblades of the ECHL and the Germain Arena in Ft. Myers, Fla.; and the Plymouth Whalers of the Ontario Hockey League and Compuware Arena.

Karmanos attended Wayne State University in Detroit. He founded Compuware in 1973 with two partners who, with Karmanos, pooled their tax return money to start the company. With 4,300 employees and fiscal year 2009 revenues of nearly \$1.1 billion, Compuware people, software and best practices lead the world in application performance. Karmanos’ initiative and business prowess were recognized in 1989 by the Institute of American Entrepreneurs, which named him Entrepreneur of the Year. In April 1999, Karmanos ensured that his company would not lose sight of its roots when he decided to relocate more than 4,100 highly-skilled jobs from Compuware’s headquarters in Farmington Hills, Mich., to Campus Martius, a business district in the heart of downtown Detroit.

The same competitive spirit that led to Karmanos’ success as an entrepreneur also fuels his 30-year sponsorship of youth hockey programs. In Detroit, Karmanos sponsors the Plymouth Whalers (players ages 20-under), which was the first American club to play in the Ontario Hockey League. Compuware youth hockey programs, including the Plymouth Whalers, have produced many NHL stars over the years including Pat LaFontaine, Al Iafrate, Mike Modano, Eric Lindros and Kevin Hatcher. Countless youth hockey programs benefit each season through the efforts and sponsorship of Carolina Hurricanes and Compuware. In December 1997, Karmanos was chosen as one of four recipients of the Lester Patrick Award. Originating in 1966, the award is given annually to individuals who are recognized for “outstanding service to hockey in the United States.”

In addition to his business and hockey interests, Karmanos is widely known for his philanthropy, particularly in the area of cancer research. In 1995, Karmanos established the Barbara Ann Karmanos Cancer Institute in Detroit with donations that now total in excess of \$60 million. The institute is one of only 39 in the United States granted “comprehensive cancer center” status by the National Institute of Health. It is the only one of these 39 named after a woman.

A committed supporter of the Triangle area, Mr. Karmanos continues to actively run Compuware Corporation. Mr. Karmanos resides in the Detroit area with his wife Danialle, and their newborn twins Socrates and Leonidas. He now has five sons and eight grandchildren. Danialle—in addition to her ongoing work as a nationally acclaimed video producer—founded and serves as Executive Director of Danialle Karmanos’ Work It Out (DKWIO). A 501(c)3 organization, DKWIO fights childhood obesity by providing kids with the tools they need to make healthy choices. By helping kids achieve health in mind, body and spirit, DKWIO has touched the lives of thousands of at-risk children in the Detroit and Triangle communities.

Danialle is also a founding member, steering committee member, education committee member and board member for the Museum of Contemporary Art in Detroit, as well as a member of the Board of Directors for the Michigan Opera Theatre. Additionally, Danialle is a member of the State of Michigan Film Office Advisory Council, responsible for advising the office, the fund, the governor, and the legislature on how to promote and market Michigan to film, television, digital media and related industries.





JIM RUTHERFORD

PRESIDENT / GENERAL MANAGER

Jim Rutherford, a former National Hockey League goaltender, is the franchise's seventh general manager and the only general manager in the history of the Carolina Hurricanes. Under Rutherford, the Hurricanes have earned a 407-360-115-20 regular-season record since arriving in North Carolina prior to the 1997-98 season, including a pair of trips to the Stanley Cup Finals and the first Stanley Cup Championship in franchise history in 2006. Rutherford's management efforts were recognized in 2002 and 2006 when *The Hockey News* named him "Executive of the Year" and in 2006 when he was voted by his NHL management peers as the *Sporting News*' "Executive of the Year." In 2006, he was also named the Triangle's "Businessperson of the Year" by the *Triangle Business Journal*.

The Hurricanes captured their first Eastern Conference championship in 2002 when they defeated Toronto in the Eastern Conference Finals, and again won the Prince of Wales Trophy in 2006 when they defeated Buffalo in seven games. Rutherford brought the first major professional sports championship to North Carolina when the Hurricanes defeated Edmonton 3-1 in the deciding seventh game of the 2006 Stanley Cup Finals at the RBC Center. The Hurricanes have won the Southeast Division title three times, advanced to the Conference Finals three of the last seven seasons, and established new franchise records for wins and points in a season in 2005-06.

In addition to their on-ice success, the Hurricanes have also been recognized for their impact and success in North Carolina. In 2008, the Turnkey Brand Index rated the Hurricanes brand 20th among North American professional sports teams. In 2009, the Hurricanes were recognized as the top hockey franchise and second-ranked franchise in all of sports by ESPN in the "Ultimate Standings," a collection of data and survey results that takes into account a team's on-ice or on-field success as well as its community impact and overall fan experience.

Rutherford has stocked the current club with bright young talent through the Entry Draft, free agency and trades to go along with a base of veteran leadership that includes Rod Brind'Amour, Scott Walker and Ray Whitney. He has a proven history of success in the NHL Entry Draft. Selections like Eric Staal, Cam Ward and Niclas Wallin help to form the core of the current team, while prospects like Brandon Sutter, Drayson Bowman, Zach Boychuk, Jamie McBain and Philippe Paradis will play integral roles in the team's future. Rutherford also acquired several key members of the current team through trades, including forwards Tuomo Ruutu, Erik Cole and Matt Cullen and defensemen Tim Gleason, Joe Corvo and Joni Pitkanen.

Rutherford is in his 16th year as general manager in 2009-10, making him the longest-tenured general manager in franchise history and the second-longest tenured general manager currently serving in the NHL. As president of the Hurricanes, Rutherford oversees the operation of the Hurricanes, the Florida Everblades (ECHL) and the Plymouth Whalers (OHL). He was originally named the team's president and general manager when the KTR Partnership—the ownership group comprised of Peter Karmanos Jr., Thomas Thewes and Rutherford—purchased the Hartford Whalers on June 28, 1994.

A veteran of 13 NHL seasons, Rutherford began his professional goaltending career in 1969 as a first-round selection of the Detroit Red Wings. While playing for Pittsburgh, Toronto, Los Angeles and Detroit, Rutherford appeared in 457 games and collected 14 career shutouts. For five seasons he also served as the Red Wings' player representative. Rutherford played for Team Canada in the World Championships in Vienna in 1977 and Moscow in 1979.

At the conclusion of his playing career, Rutherford joined Compuware to serve as director of hockey operations for Compuware Sports Corporation. Originally hired in September 1983, Rutherford is beginning his 26th season with the Compuware hockey family. With Compuware Sports Corporation in the 1980s, Rutherford gained a wealth of experience in youth hockey and junior programs. He started his management career by guiding Compuware Sports Corporation's purchase of the Windsor Spitfires of the Ontario Hockey League in April 1984. During the next four years, Rutherford acted as general manager of the Spitfires. In 1988, the Spitfires advanced to the Memorial Cup Finals with a perfect 12-0 run to the OHL Championship. The following season, he led Compuware's efforts to bring the first American-based OHL franchise to Detroit on Dec. 11, 1989. Rutherford received the 1987 "Executive of the Year" Award in both the OHL and the Canadian Hockey League and won the OHL "Executive of the Year" Award again in 1988. In 2009, he was recognized by the Ontario Minor Hockey Association (OMHA) as the "All-Time Executive" on its "All-time Great Team," which also included forwards Wayne Gretzky, Doug Gilmour and Syl Apps, defensemen Bobby Orr and Rob Blake, goaltender Curtis Joseph and coach Roger Neilson.

Jim and his wife Leslie live in North Raleigh with their son James and their bull mastiff, Bella. Jim's daughter Andrea is a special education teacher and resides in Springfield, Mass. In addition to his work with the team, Jim serves on the Board of Directors for the Greater Raleigh Convention and Visitors Bureau and for Brier Creek Country Club.





JASON KARMANOS

VICE PRESIDENT / ASSISTANT GENERAL MANAGER

Jason Karmanos is in his 12th year in the Hockey Operations department for the Carolina Hurricanes. Karmanos rejoined the organization in June 2008 as Executive Director of Hockey Operations, but returned to his role as Vice President and Assistant General Manager in December 2009. He works with President/General Manager Jim Rutherford and Associate Head Coach / Director of Player Personnel Ron Francis in player evaluations, contract negotiations and player movements. His other responsibilities include overseeing the day-to-day operations of the hockey club and the Hurricanes' minor-league affiliates in the AHL and ECHL.

Karmanos served as the team's Vice President and Assistant General Manager from 1998-2007, and was in that role when the Hurricanes captured the Stanley Cup in 2006, marking the first championship of his career. One of Hurricanes owner Peter Karmanos Jr.'s five sons, Karmanos grew up playing youth hockey in the Detroit area with Compuware. He then went on to play collegiately for Harvard University, where he earned his Bachelor of Arts degree with honors.

Karmanos attended the Pittsburgh Penguins' training camp upon the conclusion of his collegiate career in 1996, but had his professional career cut short when he suffered an eye injury while playing for the Raleigh Ice Caps during the 1996-97 season. Upon his retirement from hockey, Karmanos worked for an investment bank located in Boston.

Jason and his wife Christy reside in Wake Forest and have three daughters, Ella, Kayla and Anna.



MIKE AMENDOLA

CHIEF FINANCIAL OFFICER / ALTERNATE GOVERNOR

Mike Amendola is in his 29th year with the franchise. As Chief Financial Officer, he is responsible for all financial, sales, human resources and information technology areas for the Carolina Hurricanes and the RBC Center. In addition, Amendola also oversees the financial operations of the other entities of Gale Force Holdings, which include the Florida Everblades, Germain Arena, Plymouth Whalers and the Compuware Arena.

Amendola first joined the organization in 1981 and previously held the titles of Senior Accountant, Controller, Treasurer and Vice President of Finance and Administration. On July 18, 2005, he was named an alternate governor, giving him the ability to represent the club at NHL Board of Governors meetings.

Amendola received an undergraduate degree in Business and Economics from Lehigh University in 1976 and an advanced degree in Accounting from the University of Miami in 1979. He is a member of the American Institute of C.P.A.s, the North Carolina Association of C.P.A.s, and the Connecticut Society of C.P.A.s.

Amendola and his wife, Roberta, have two children, Michael Jr. and Chiara.



DAVIN OLSEN

VICE PRESIDENT / GENERAL MANAGER, RBC CENTER

Davin Olsen is in his 13th year with the franchise. Olsen oversees the daily operations and functions held at the RBC Center. He contracts, schedules and coordinates all logistical and technical aspects of events that take place at the arena.

While he is based in Raleigh, Olsen also consults on other Gale Force Holdings ventures, including Germain Arena in Ft. Myers, Fla. and Compuware Arena in Plymouth, Mich. Prior to joining the Hurricanes, Olsen served as the director of recreational facilities at the University of North Carolina at Charlotte. With more than 20 years of experience in arena management, Olsen has also administered the New Haven Coliseum, the Hartford Civic Center and UNC Charlotte.

Olsen resides in Apex.



PAUL MAURICE

HEAD COACH

Paul Maurice, 41, was named the head coach of the Carolina Hurricanes on Dec. 3, 2008, and is now in his 11th season with the Hurricanes franchise. Taking over a team with a record of 12-11-2 in 2008-09, Maurice guided the Hurricanes to a 33-19-5 record over the remainder of the season, as the team earned its first berth in the Stanley Cup Playoffs since 2006. He then directed the team to consecutive Game 7 road victories, knocking off the Atlantic Division Champion New Jersey Devils and the Northeast Division Champion Boston Bruins en route to the 2009 Eastern Conference Finals.

Maurice earned his 300th win with the Hurricanes franchise on April 4, 2009, as the Hurricanes defeated the Pittsburgh Penguins in overtime to clinch a spot in the 2009 playoffs. He is the winningest coach in Hurricanes franchise history, having amassed 301 wins in his 731 regular-season games coached, including his current tenure and his first term with the franchise from Nov. 6, 1995 until Dec. 15, 2003. Maurice guided the Hurricanes to the 2002 Eastern Conference title and two Southeast Division crowns during his first stint as the team's head coach, and led the team to four consecutive winning seasons from 1998-2002. In addition to his regular-season records, he ranks first in franchise history in playoff wins (25) and playoff games coached (53). Prior to the 2003-04 season, Maurice was the longest-tenured head coach in the NHL, having originally been promoted from a Whalers assistant coach's position on Nov. 6, 1995. At only 28 years old when he was first hired, Maurice was the league's youngest head coach, a distinction he maintained until the Boston Bruins hired Mike Sullivan on June 23, 2003.

A native of Sault Ste. Marie, Ont., Maurice has earned a career NHL coaching record of 377-376-142 in 12 seasons with the Carolina franchise and the Toronto Maple Leafs. He collected a record of 76-66-22 during two full seasons as head coach of the Toronto Maple Leafs from 2006-08. Maurice earned a career-high in wins with Toronto during the 2006-07 season, leading the Maple Leafs to 40 victories, and recording his 300th NHL victory on March 6, 2007.

Prior to moving to the NHL level during the summer of 1995 as an assistant coach with the Whalers, Maurice spent two seasons as head coach of the Ontario Hockey League's Detroit Jr. Red Wings. While in Detroit, he compiled a regular-season record of 86-38-8 and led the team to the 1995 OHL Championship and an appearance in the Memorial Cup in Kamloops, B.C. That season, he finished second in voting to Guelph's Craig Hartsburg for the Matt Leyden Trophy, which is annually awarded to the OHL's Coach of the Year.

Maurice played his junior hockey with the OHL's Windsor Spitfires (1984-1988). He was Philadelphia's 12th choice, 252nd overall, in the 1985 NHL Entry Draft. Maurice had his career cut short due to an eye injury and began coaching as an assistant with the Jr. Red Wings shortly thereafter.

Maurice and his wife, Michelle, have three children: Sydney, Jake and Luke.

PAUL MAURICE'S HEAD COACHING RECORD

YEAR	TEAM	LGE	REGULAR SEASON					PLAYOFFS		
			G	W	L	T/OT	OTL*	G	W	L
1993-94	Detroit	OHL	66	42	20	4	—	17	11	6
1994-95	Detroit	OHL	66	44	18	4	—	21	16	5
1995-96	Hartford	NHL	70	29	33	8	—	—	—	—
1996-97	Hartford	NHL	82	32	39	11	—	—	—	—
1997-98	Carolina	NHL	82	33	41	8	—	—	—	—
1998-99	Carolina	NHL	82	34	30	18	—	6	2	4
1999-00	Carolina	NHL	82	37	35	10	0	—	—	—
2000-01	Carolina	NHL	82	38	35	9	3	6	2	4
2001-02	Carolina	NHL	82	35	31	16	5	23	13	10
2002-03	Carolina	NHL	82	22	49	11	6	—	—	—
2003-04	Carolina	NHL	30	8	14	8	2	—	—	—
2005-06	Toronto	AHL	80	41	35	4	6	5	1	4
2006-07	Toronto	NHL	82	40	31	11	—	—	—	—
2007-08	Toronto	NHL	82	36	35	11	—	—	—	—
2008-09	Carolina	NHL	57	33	19	5	—	18	8	10
HURRICANES TOTALS			731	301	310	120	16	53	25	28
NHL TOTALS			895	377	376	142	16	53	25	28

* Overtime losses were recorded as losses in coaching records through 2003-04. They are listed above merely for reference. Beginning in 2005-06, overtime and shootout losses replaced ties in the standings.



RON FRANCIS

ASSOCIATE HEAD COACH / DIRECTOR OF PLAYER PERSONNEL

Following a career in which he established himself as the greatest player in Hurricanes franchise history, Ron Francis re-joined the Carolina Hurricanes organization in November 2006 as the team's director of player development. He was promoted to Assistant General Manager on Oct. 4, 2007, but returned to the team's locker room on Dec. 3, 2008, when he joined new head coach Paul Maurice behind the bench as Associate Head Coach. Along with his coaching role, Francis still maintains a voice in the Hurricanes' front office decision-making, serving as the team's Director of Player Personnel.

Francis announced his retirement on Sept. 14, 2005, following a 23-year NHL career with Hartford, Pittsburgh, Carolina and Toronto. In 1,731 NHL regular-season games, Francis scored 549 goals and earned 1,249 assists, to rank him fourth all-time on the league's points list behind Wayne Gretzky, Mark Messier and Gordie Howe. Francis' 1,249 assists rank second only to Gretzky (1,963) and he ranks third on the games-played list behind Howe (1,767) and Messier (1,756).

The Hartford Whalers drafted Francis in the first round, fourth overall, in the 1981 NHL Entry Draft. Francis played with the Whalers for 10 seasons before joining Pittsburgh at the trading deadline of the 1990-91 season. He spent seven full seasons with the Penguins before rejoining the organization that drafted him, when the relocated Carolina Hurricanes signed him as a free agent on July 13, 1998. In 16 seasons with the Hartford/Carolina franchise, Francis played in 1,186 games, scoring 382 goals, and earning 793 assists for 1,185 points, all of which are franchise records. The Hurricanes officially retired Francis' No. 10 jersey to the RBC Center's rafters on Jan. 28, 2006, and on Nov. 12, 2007, Francis was inducted into the Hockey Hall of Fame.

During his playing career, Francis played in four NHL All-Star games, won the Lady Byng Trophy (sportsmanship and gentlemanly conduct) three times (1995, 1998, 2002), the Frank J. Selke Trophy (best defensive forward) in 1995 and the King Clancy Memorial Trophy (leadership/humanitarian/community work) in 2002. He also won the Alka-Seltzer Plus Award in 1995 when he led the NHL in plus/minus, and was a key member of the Penguins' Stanley Cup-winning teams in 1991 and 1992.

Ron and his wife, Mary Lou, have a daughter, Kaitlyn, and two sons, Michael and Connor. They reside in Raleigh.



KEVIN McCARTHY

ASSISTANT COACH

Kevin McCarthy is in his 18th year with the franchise, and his 12th consecutive season on the Hurricanes' coaching staff. A former NHL defenseman, McCarthy spent four years as the head coach of the Hurricanes' top American Hockey League affiliates prior to his promotion to the NHL. As a head coach, his AHL teams posted a 156-123-36 combined record, which ranks as the second-best record in franchise history for an AHL affiliate. The Hurricanes' 2006 championship marked the first Stanley Cup title of McCarthy's career.

Prior to his appointment as the organization's top farm team's head coach, McCarthy served three seasons in the NHL as an assistant coach for the Hartford Whalers. McCarthy served two seasons as the coordinator of pro scouting and player development for the Philadelphia Flyers from 1990-92 prior to joining Hartford.

As a player, McCarthy spent 10 seasons in the NHL with Philadelphia, Vancouver and Pittsburgh. In 527 career NHL games, he totaled 67 goals and 191 assists (258 points). During his time with Vancouver, he served as the Canucks' team captain and earned a starting position in the 1981 NHL All-Star Game. McCarthy still ranks 33rd on Vancouver's all-time scoring list with 199 points (51g, 148a) in 352 games and was selected as number 37 on Vancouver's list of the 50 Greatest Canucks in 2005.

Kevin and his wife, Rhonda, have three daughters—Melissa, Meaghan and Mallory—and reside in Apex.



TOM ROWE

ASSISTANT COACH

Tom Rowe is in his second season as an assistant coach for the Carolina Hurricanes after spending the previous four seasons as the head coach and general manager of the Hurricanes' top minor-league affiliate, most recently Albany of the American Hockey League (AHL).

A native of Lynn, MA, Rowe's career AHL coaching record is 156-130-14-20 in 320 total games behind the bench with Lowell and Albany, as he led the Hurricanes' affiliates to Calder Cup playoff berths in three of his four seasons as head coach and general manager. He began his head coaching career with Lowell (AHL) in 2004-05, helping the Lock Monsters earn their best finish in franchise history with a record of 47-27-1-5. Prior to being promoted to head coach, Rowe spent three seasons as an assistant coach for Lowell. He also has experience as a U.S. scout and served as the assistant general manager of the Hartford Whalers from 1990-1992.

Originally drafted by the Washington Capitals in the third round of the 1976 NHL Entry Draft, Rowe played eight seasons of professional hockey in the NHL and AHL, totaling 85 goals and 185 points in 357 NHL contests with Washington, Hartford and Detroit. In the 1978-79 season, he became the first American player to score at least 30 goals in a season, finishing tied with Dennis Maruk for the Capitals' team lead with 31 goals. Rowe also played in 179 career AHL games, totaling 85 goals and 66 assists (151 points).

Rowe lives in Raleigh with his wife, Bernice. They have two children, Jason and Kirsten.



TOM BARRASSO

ASSISTANT COACH

Tom Barrasso is in his third year with the Carolina Hurricanes' coaching staff, and his first as assistant coach. Prior to his promotion to assistant coach, Barrasso served as the team's goaltending coach and Director of Goalie Development. As goaltending coach, Barrasso worked directly with the team's National Hockey League netminders and coaching staff. As Director of Goalie Development, he worked with goaltenders in the team's developmental system who were not currently in the NHL, including players with Albany (American Hockey League), Florida (ECHL) and various junior hockey clubs.

Barrasso, 44, retired from hockey in 2003 after an 18-year NHL career, during which he played for the Buffalo Sabres, Pittsburgh Penguins, Ottawa Senators, Carolina Hurricanes, Toronto Maple Leafs and St. Louis Blues. The Boston native compiled a career regular-season record of 369-277-86, with a goals-against average of 3.24 and 38 shutouts in 777 career NHL games. Barrasso ranks 13th all-time in NHL wins with 369, and in 1997 became the first American-born goaltender to reach 300 wins. He was 61-54 with a 3.01 goals-against average and six shutouts in 119 career playoff games, leading Pittsburgh to a pair of Stanley Cup championships in 1991 and 1992. In 2009, he was chosen for induction into the U.S. Hockey Hall of Fame, along with defenseman John LeClair and forward Tony Amonte.

Barrasso was originally drafted fifth overall by the Buffalo Sabres out of Acton-Boxborough High School in the 1983 NHL Entry Draft, at the time the highest a goaltender had ever been picked in an NHL draft. He made his NHL debut with the Sabres straight out of high school the following season, going 26-12-3 with a 2.84 goals-against average to win the Calder Trophy as the NHL's rookie of the year and the Vezina Trophy as the league's top netminder. Barrasso went on to earn NHL Second All-Star Team honors in 1985 and 1993 and shared the William Jennings Trophy (lowest team goals-against average) in 1985 with Bob Sauve. He played in the 1985 NHL All-Star Game and represented the United States at the 1984 Canada Cup, 1987 Canada Cup and 1986 IIHF World Championship. In 2002, after an outstanding start with the Carolina Hurricanes, Barrasso was named to the United States Olympic team for the 2002 Winter Olympic Games in Salt Lake City, where he earned a silver medal.



MARSHALL JOHNSTON

DIRECTOR OF PROFESSIONAL SCOUTING

Marshall Johnston is in his fifth season overseeing the Hurricanes' professional scouting department. Johnston has more than 30 years of NHL experience as a general manager, assistant general manager, director of player personnel, scouting combine executive director, head coach, assistant coach and player. The Hurricanes' 2006 championship marked the first Stanley Cup title of Johnston's career.

Johnston, 67, last served as director of player evaluation for the Chicago Blackhawks. Previously, he had spent six seasons with the Ottawa Senators, serving as director of player personnel from July 1996 through March 1999, assistant general manager from March 1999 through June 1999 and general manager from June 1999 through June 2002. During his tenure in Ottawa, the Senators earned two division titles, three 40-win seasons and never missed the playoffs.

Johnston, a native of Birch Hills, Sask., played seven NHL seasons as a defenseman with the Minnesota North Stars and California Golden Seals from 1967-1974. After his playing career, he returned to coach his alma mater, the University of Denver, leading the Pioneers to the Western Collegiate Hockey Association title in 1977-78. As a player, Johnston captured a National Collegiate Athletic Association title with Denver.

Johnston joined the Colorado Rockies (NHL) as assistant general manager and assistant coach on May 4, 1981, and served as the team's head coach for the final 56 games of the 1981-82 season. After the team moved to New Jersey in 1982, he remained with the Devils as an assistant coach until November 1983, and was later named director of player personnel, a position he held for 10 years.

During his time leading the Devils' scouting department, the team drafted, among others, Martin Brodeur, Bill Guerin, Brendan Shanahan, Mike Dunham, Sean Burke, Scott Niedermayer, Brian Rolston, Kirk Muller and Kirk McLean. At the international level, Johnston led Team Canada as head coach in the 1978 (bronze), 1979 (fourth) and 1982 (bronze) World Championships. He also represented Canada in the 1964 and 1968 Olympic Games as a player, serving as team captain for the bronze medal-winning team in 1968. Johnston was named to the International Hockey Hall of Fame in 1998.



TONY MacDONALD

DIRECTOR OF AMATEUR SCOUTING

Tony MacDonald is in his third season as the Hurricanes' director of amateur scouting and his 16th season as a scout with the organization. MacDonald oversees the Hurricanes' amateur scouting department and is responsible for the team's annual draft. The Hurricanes' 2006 Stanley Cup Championship was the first of MacDonald's career.

MacDonald has been a part of the Hurricanes scouting staff that has selected many of the players that form the core of the current team. He helped Carolina select players including Eric Staal, Cam Ward and Niclas Wallin. In his first two drafts as director of amateur scouting in 2008 and 2009, MacDonald added players including Zach Boychuk, Zac Dalpe, Philippe Paradis and Brian Dumoulin to Carolina's organization.

MacDonald first joined the NHL in 1988 when he accepted a scouting position with the Los Angeles Kings. After two seasons with the Kings, he returned to the OHL as an advisor with the Guelph Storm.

MacDonald began his hockey career as a coach and general manager for the Prescott Barons, Rockland Ramparts and Brockville Braves. He moved on to become Director of Scouting for the Windsor Spitfires of the Ontario Hockey League (OHL) in 1982.



GLEN WESLEY

DIRECTOR OF DEFENSEMEN DEVELOPMENT

Glen Wesley is in his second year as the Hurricanes' director of defensemen development. Wesley officially retired from hockey on June 5, 2008 following a career of more than 20 NHL seasons. As director of defensemen development, Wesley is responsible for working with all defensemen in the Hurricanes system, including drafted players in the Canadian major-junior hockey leagues, ECHL and American Hockey League (AHL).

Originally drafted third overall in the 1987 NHL Entry Draft by the Boston Bruins, Wesley completed his playing career ranked sixth on the NHL's all-time list of games played by a defenseman, skating in 1,457 total games over 20 seasons with Boston, Hartford, Toronto and Carolina. The Red Deer, Alb., native debuted with Boston straight out of junior hockey in his draft year, and was named to the NHL All-Rookie Team after earning 37 points (7g, 30a) and leading all rookies with a plus-21 plus/minus rating. Wesley played in the NHL All-Star Game in 1989, and completed his career with 128 goals, 409 assists (537 points) and 1,045 penalty minutes. He appeared in the Stanley Cup Final four times, reaching the championship series with Boston in 1988 and 1990 and with Carolina in 2002 and 2006, capturing the Stanley Cup with the Hurricanes in 2006.

The Hartford Whalers acquired Wesley on Aug. 25, 1994, in exchange for first-round draft picks in 1995 (Kyle McLaren), 1996 (Jonathan Aitken) and 1997 (Sergei Samsonov). Wesley went on to play 13 seasons for the franchise, and, prior to his retirement, he was the only player to have played for the Hurricanes in every season since the team relocated to North Carolina in 1997. He played more games (913) for the Hurricanes franchise than any player in team history other than Ron Francis, and his 728 games played for the Hurricanes are the most by any player in a Carolina uniform. Wesley totaled 227 points (51g, 176a) for the Whalers and Hurricanes, and ranks 10th in team history in assists (176). The Hurricanes officially retired his No. 2 jersey to the rafters on Feb. 17, 2009.

Glen and his wife, Barb, have a daughter, Amanda, and two sons, Josh and Matthew.



BRIAN TATUM

DIRECTOR OF TEAM OPERATIONS

Brian Tatum is in his 12th year with the Hurricanes, and his fourth in the role of director of team operations. As director of team operations, Tatum oversees the community relations and media relations departments, managing all of the responsibilities of the players, coaches and hockey staff in those areas, as well as continuing the roles he filled as the team services manager. Tatum served as the Hurricanes' team services manager for the prior six years and was responsible for the coordination of all of the team's travel, including accommodations, transportation and catering.

Before joining the team's hockey staff, Tatum served as the Hurricanes' ticket sales manager. He joined the organization in 1997 after earning a master's degree in Sports Management from North Carolina State University. Tatum earned his undergraduate degree from UNC-Wilmington, where he was an infielder on the Seahawks' baseball team.

Tatum was raised in Raleigh and was a standout baseball and basketball player at Broughton High School. He currently resides in Raleigh.




**JASON
BAILEY**

ASSISTANT ATHLETIC TRAINER




**DORIS
BARKSDALE**

MOTIVATIONAL CONSULTANT/
MANAGER COMMUNITY
DEVELOPMENT



**SKIP
CUNNINGHAM**

EQUIPMENT MANAGER



**PETER
FRIESEN**

HEAD ATHLETIC TRAINER/
STRENGTH CONDITIONING COACH



**BOB
GORMAN**

EQUIPMENT MANAGER



**KYLE
HANLIN**

MANAGER OF MEDIA RELATIONS/
BROADCAST COORDINATOR



**PHIL
HORNER**

AMATEUR SCOUT



**CHRIS
HUFFINE**

VIDEO COACH



**MARI
JETER**

EXECUTIVE ASSISTANT TO THE
PRESIDENT AND GENERAL MANAGER



**ROBERT
KRON**

EUROPEAN SCOUT



**CLAUDE
LAROSE**

PRO SCOUT



**BOB
LUCCINI**

AMATEUR SCOUT



**MARIO
MAROIS**

AMATEUR SCOUT



**BERT
MARSHALL**

AMATEUR SCOUT



**RON
SMITH**

PRO SCOUT




**MIKE
SUNDHEIM**

DIRECTOR OF MEDIA RELATIONS



**WALLY
TATOMIR**

EQUIPMENT MANAGER



JOHN FORSLUND

TELEVISION PLAY-BY-PLAY / RADIO ANALYST

John Forslund is in his 15th season as the Hurricanes' television play-by-play announcer and his 19th year with the club. Forslund will once again team with Tripp Tracy to provide all the exciting NHL hockey action on Hurricanes television broadcasts. He will also serve as one of the primary play-by-play announcers for nationally televised cable broadcasts of regular season and playoff games on Versus.

In addition to his hockey work, Forslund also has experience covering Atlantic Coast Conference and Southern Conference basketball for Fox Sports Net. In 2003, Forslund won Telly awards for Forslund Focus, part of the Hurricanes' in-game presentation, and "Raisin' Canes", the home video celebrating the Hurricanes' 2002 playoff run.

Forslund first joined the organization for the 1991-92 season as the public relations director, a position he held for four seasons. During his tenure, Forslund also served as the Hartford Whalers color analyst on the Whalers Radio Network. Prior to his appointment in Hartford, Forslund handled the television and radio broadcasts for the Springfield Indians of the American Hockey League from 1984-1991. He was recognized as one of the AHL's top publicists/announcers when he received the Ken McKenzie Award in 1989.

Forslund serves as honorary chairman for the Jimmy V Celebrity Junior Golf Classic, an annual tournament to raise money and awareness for pediatric cancer research, and is on the board of directors for Spare Some for Autism. He is also involved with the Make-A-Wish Foundation, March of Dimes and the Crohn's and Colitis Foundation.

A graduate of Springfield College, Forslund went on to earn his Master's Degree in Athletic Management from Adelphi University. John and his wife, Natalie, reside in Apex. They have two daughters, Erika and Kara, and a son, Matthew.



CHUCK KAITON

RADIO PLAY-BY-PLAY

Chuck Kaiton has been the team's radio play-by-play announcer since the organization joined the NHL in the 1979-80 season. The Hockey Hall of Fame announced on May 28, 2004, that Kaiton had been named the 2004 winner of the Foster Hewitt Award, given annually to National Hockey League broadcasters who make outstanding contributions to their profession during their careers. Kaiton became the 26th NHL broadcaster to receive the distinction since the Hall of Fame began recognizing broadcasters in 1984. He received the award following the Hockey Hall of Fame induction ceremonies in Toronto on Nov. 8, 2004.

In addition to his work with the team, Kaiton has served as the president of the NHL Broadcasters Association for the past 23 years (1986-2009). A graduate of the University of Michigan, Kaiton began his broadcasting career in 1969 announcing Wolverine sports. In 1975, he went on to cover the University of Wisconsin sports teams and was named Wisconsin's Sportscaster of the Year in 1979.

Chuck and his wife, Mary, reside in Raleigh and have three sons—Nelson, Chuck and Russell—and two grandchildren.



TRIPP TRACY

TELEVISION ANALYST

Tripp Tracy is in his 11th season alongside John Forslund on the Hurricanes' television broadcasts. A former goaltender, Tracy was originally drafted by the Philadelphia Flyers in the 1993 NHL Entry Draft. After completing four seasons at Harvard University, Tracy signed a free agent contract with the Hurricanes in August 1996. He spent two seasons in the organization, playing for Richmond (ECHL), Springfield (AHL), New Haven (AHL) and Carolina (NHL). He retired in 1998 and accepted a position at CNN before returning to the organization for the 1998-99 season.

Tracy resides in Raleigh. He is involved in several charitable organizations in the Triangle, including the Jimmy V Foundation and the St. Baldrick's Foundation. He also serves on the board for Children's Charities at Adios.

MEDICAL



**DR. MARTY
ISELL**

HEAD ORTHOPEDIC PHYSICIAN



**DR. TOM
LONG**

TEAM DENTIST



**DR. MIKE
PETERS**

TEAM OPTOMETRIST



**DR. GABRIEL
RICH**

TEAM DENTIST



**DR. JAY
STEVENS**

HEAD MEDICAL PHYSICIAN

ADMINISTRATION



**JANET
DAVIS**

RECEPTIONIST



**ANGELA
DENNIS**

GENERAL OFFICE ASSISTANT



**MARY LOU
RUETZ**

RECEPTIONIST



**MIKE
ALEXANDER**

PARKING MANAGER



**JACQUELINE
BARRY**

PREMIUM SERVICES
COORDINATOR



**PETE
BIMONTE**

OPERATIONS
SUPERVISOR

ARENA OPERATIONS



**PAUL
CHAPMAN**

PRODUCTION SUPERVISOR



**STEVE
CONGRESS**

EVENT SERVICES MANAGER



**TANSLEY
COOKE**

TICKET OPERATIONS
REPRESENTATIVE



**ROB
DOUGLAS**

SENIOR EVENT
COORDINATOR




**RICK
DUNNING**

FACILITY SYSTEMS
MANAGER



**ALLISON
FLENTJI**

EVENT COORDINATOR



**SUZANNE
GOLDEN**

PREMIUM SERVICES
AND SALES MANAGER



**ALLEE
HARRELL**

PREMIUM SERVICES
COORDINATOR



**HILMAN
HUSKEY**

ARENA OFFICE MANAGER



**CHRIS
JOVINO**

ASSISTANT TICKET
OPERATIONS MANAGER




**APRIL
KEELEY**

GUEST SERVICES COORDINATOR /
EXECUTIVE ASSISTANT



**DONNIE
MACMILLIAN**

BUILDING SUPERINTENDENT



**DAN
McGOWAN**

OPERATIONS MANAGER



**BILL
NOWICKI**

DIRECTOR OF TICKET
OPERATIONS



**CRYSTAL
PACE**

MARKETING MANAGER



**LARRY
PERKINS**

ASSISTANT GENERAL
MANAGER, RBC CENTER



**CLINTON
PETERSON**

SECURITY MANAGER



**JOE
SOUSA**

ARENA BOX OFFICE
MANAGER

FULL-TIME STAFF

ARENA OPERATIONS CONTINUED



BARRY STEIMAN
PRODUCTION MANAGER



ALAN SYKES
OPERATIONS LEAD SUPERVISOR



MELVIN TERRELL
ASSISTANT OPERATIONS
MANAGER



ERICA TILLMAN
TICKET OPERATIONS
ASSISTANT



ERIN WALLACE
ASSISTANT BOX
OFFICE MANAGER



ALAN WOBBLETON
FACILITY SYSTEMS
SUPERVISOR

COMMUNITY RELATIONS



KATHARINE KELLEY
COMMUNITY RELATIONS
COORDINATOR



DOUG WARF
DIRECTOR OF COMMUNITY
RELATIONS / EXECUTIVE
DIRECTOR OF KIDS 'N COMMUNITY
FOUNDATION



MICHAEL ARRINGTON
ACCOUNTS PAYABLE



DWIGHT BAPTIST
CLIENT/SERVER TECHNOLOGIST



ALEX BYRD
CLIENT/SERVER DEVELOPER



CYNDY COFFEY
PAYROLL/HUMAN
RESOURCES COORDINATOR

FINANCE / INFORMATION TECHNOLOGY



CRYSTAL DeDITIUS
PLAYROLL COORDINATOR



PATTY HILLIARD
ACCOUNTS RECEIVABLE



GLENN JOHNSON
DIRECTOR OF INFORMATION
TECHNOLOGY



TEMIKA SMITH-HARRIS
ACCOUNTS RECEIVABLE



WILLIAM TRAURIG
GENERAL COUSEL/
SENIOR DIRECTOR OF FINANCE



STACEY USTIN
ASSISTANT TO THE CFO

FOOD AND BEVERAGE



MYATT WILLIAMS
SYSTEMS ADMINISTRATOR



DENNIS ATKINSON
CHEF DE CUISINE



GARY BERRY
COMMISSARY MANAGER



ANDREW BOOGER
EXECUTIVE SOUS CHEF



CHRISTY CAMPBELL
CATERING ADMINISTRATIVE
ASSISTANT



BARBARA COUCH
ASSISTANT CONCESSIONS
MANAGER/ GROUP
COORDINATOR



JORGE CRUZ
COMMISSARY SENIOR
SUPERVISOR



CHRIS DIAMOND
DIRECTOR OF FOOD
AND BEVERAGE



MICHAEL FLOOD
EXECUTIVE CHEF



KEVIN HEINTZ
SUITES CHEF



HOLLIE HAWKINS
CONCESSIONS
ADMINISTRATIVE
COORDINATOR



LORI HOLTZ
SUITES MANAGER AND
FINANCE COORDINATOR

FOOD AND BEVERAGE CONTINUED



JIM O'BRIEN

SENIOR ASSISTANT MANAGER
OF CONCESSIONS



RICK RHODES

CONCESSIONS MANAGER



SKIP ROACH

CLUB RESTAURANT
ASSISTANT MANAGER



KATRINA RYAN

CATERING AND
RESTAURANT MANAGER



MATT SCHEID

SUITES SUPERVISOR

MARKETING



BEN AYCOCK

DIRECTOR OF MARKETING
AND BRAND
DEVELOPMENT



LAUREN BAXTER

GRAPHIC DESIGNER



PAUL BRANECKY

WEBSITE PRODUCER



ERIC BRIDENSTINE

CANESVISION WEB PRODUCER



GEORGE BROWN

MASCOT COORDINATOR



LAURA CASO

MARKETING COORDINATOR



JON CHASE

DIRECTOR OF PROMOTIONS
AND FAN DEVELOPMENT
MARKETING



GREGG FORWERCK

TEAM PHOTOGRAPHER



CHAD GRAHAM

CANESVISION PRODUCER



RYAN O'QUINN

COORDINATOR OF PROMOTIONS
AND FAN DEVELOPMENT



ANDREW ROMAN

GRAPHIC DESIGNER



STEPHEN RUTHERFORD

CANESVISION GRAPHICS
PRODUCER

MERCHANDISE



DON SILL

CANESVISION PRODUCER



PETE SOTO

DIRECTOR OF ADVERTISING
PRODUCTION AND IN-GAME
MARKETING



STORMY

ICE HOG



PAUL STRAND

YOUTH AND AMATEUR
HOCKEY COORDINATOR



JAMES BLITCH

RETAIL OPERATIONS
MANAGER

SALES



PETERSON AVETTA

MANAGER OF SALES
AND CLIENT SERVICES



BROOKE BARAGONA

CLIENT RELATIONS
REPRESENTATIVE



BLAIR BROOKS

CLIENT SERVICES
COORDINATOR



RICH DAVIS

ACCOUNT EXECUTIVE/
BUSINESS DEVELOPMENT



JOE FONTANETTA

CORPORATE SALES EXECUTIVE



RICK FRANCIS

SENIOR CORPORATE
SALES EXECUTIVE

FULL-TIME STAFF

SALES CONTINUED



**JOHNNY
GILL**
CORPORATE SALES EXECUTIVE



**RAY
HALL**
CLIENT RELATIONS
REPRESENTATIVE



**MATT
HORTON**
CLIENT RELATIONS
REPRESENTATIVE



**MIKE
HURLEY**
DIRECTOR OF CORPORATE
SALES



**BRIAN
KAPUSTA**
HURRICANES GROUP
SALES MANAGER



**MIKE
MILLER**
ACCOUNT EXECUTIVE/
BUSINESS DEVELOPMENT



**LINDSEY
MOORE**
CORPORATE SALES EXECUTIVE



**KYLE
PRAIRIE**
DIRECTOR OF TICKET SALES



**GREG
PERNA**
BUSINESS DEVELOPMENT
EXECUTIVE GROUP SALES



**KAREN
PRINCE**
TICKET SALES ASSISTANT



**BRIAN
SLAIS**
RBC GROUP SALES MANAGER



**WILL
TOMLINSON**
GROUP SALES
REPRESENTATIVE



**JULIA
ZEIGLER**
SENIOR CORPORATE
SALES EXECUTIVE



PLAYERS

2009-10 Team Roster with Stats, Records and Career Highlights



2009-10 ROSTER

BY NUMBER

NO.	PLAYER	POS.	HT.	WT.	S/C	BIRTHPLACE	BIRTHDATE	HOW ACQUIRED
4	WARD, Aaron	D	6'2"	209	Right	Windsor, Ont.	1/17/1973	Trade w/BOS (7/09)
6	GLEASON, Tim	D	6'0"	217	Left	Clawson, MI	1/29/1983	Trade w/LA (9/06)
7	WALLIN, Niclas	D	6'3"	220	Left	Boden, Sweden	2/20/1975	Draft '00 (3-97-4)
8	CULLEN, Matt	C	6'1"	200	Left	Virginia, MN	11/2/1976	Trade w/NYR (7/07)
11	BOYCHUK, Zach	C/W	5'10"	185	Left	Airdrie, Alb.	10/4/1989	Draft '08 (1-14-1)
12	STAAL, Eric	C	6'4"	205	Left	Thunder Bay, Ont.	10/29/1984	Draft '03 (1-2-1)
13	WHITNEY, Ray	LW	5'10"	180	Right	Fort Saskatchewan, Alb.	5/8/1972	Free Agent (8/05)
14	SAMSONOV, Sergei	LW	5'8"	188	Right	Moscow, Russia	10/27/1978	Waivers (1/08)
15	RUUTU, Tuomo	C/W	6'0"	205	Left	Vantaa, Finland	2/16/1983	Trade w/CHI (2/08)
16	SUTTER, Brandon	C	6'3"	183	Right	Huntington, NY	2/14/1989	Draft '07 (1-11-1)
17	BRIND'AMOUR, Rod	C	6'1"	205	Left	Ottawa, Ont.	8/9/1970	Trade w/PHI (1/00)
18	YELLE, Stephane	C	6'2"	182	Left	Ottawa, Ont.	5/9/74	Free Agent (8/19)
20	RYAN, Michael	LW	6'1"	188	Left	Boston, MA	5/16/1980	Free Agent (10/08)
21	BOWMAN, Drayson	LW	6'1"	190	Left	Grand Rapids, MI	3/8/1989	Draft '07 (2-72-3)
23	GOERTZEN, Steven	RW	6'2"	216	Right	Stony Plain, Alb.	5/26/1984	Free Agent (7/09)
24	WALKER, Scott	RW	5'10"	196	Right	Cambridge, Ont.	7/19/1973	Trade w/NSH (7/06)
25	PITKANEN, Joni	D	6'3"	210	Left	Oulu, Finland	9/19/1983	Trade w/EDM (7/08)
26	COLE, Erik	RW	6'2"	205	Left	Oswego, NY	11/6/1978	Trade w/EDM (3/09)
27	CARSON, Brett	D	6'4"	210	Right	Regina, Sask.	11/29/1985	Draft '04 (4-109-4)
28	McBAIN, Jamie	D	6'2"	200	Right	Edina, MN	2/25/1988	Draft '06 (1-63-2)
29	KOSTOPOULOS, Tom	RW	6'0"	200	Right	Mississauga, Ont.	1/24/79	Free Agent (7/09)
30	WARD, Cam	G	6'1"	200	Left	Saskatoon, Sask.	2/29/1984	Draft '02 (1-25-1)
33	RODNEY, Bryan	D	6'0"	195	Right	London, Ont.	4/22/1984	Free Agent (5/08)
34	PARADIS, Philippe	C	6'2"	205	Left	Dolbeau, Que.	1/2/1991	Draft '09 (1-27-1)
36	JOKINEN, Jussi	F	5'11"	198	Left	Kalajoki, Finland	4/1/1983	Trade w/TB (2/09)
37	DALPE, Zac	C/RW	6'1"	195	Right	Paris, Ont.	11/1/1989	Draft '08 (2-45-2)
38	CONBOY, Tim	D/F	6'2"	210	Right	Farmington, MN	3/22/1982	Free Agent (7/06)
39	DWYER, Patrick	W	5'11"	175	Right	Spokane, WA	6/22/1983	Free Agent (7/06)
41	ALBERTS, Andrew	D	6'5"	218	Left	Minneapolis, MN	6/30/1981	Free Agent (7/09)
43	DUMOULIN, Brian	D	6'3"	205	Left	Biddeford, ME	9/6/1991	Draft '09 (2-51-2)
44	HARRISON, Jay	D	6'4"	211	Left	Oshawa, Ont.	11/3/1982	Free Agent (7/09)
45	KENNEDY, Matt	RW	6'2"	202	Right	Richmond Hill, Ont.	3/4/1989	Draft '09 (4-131-5)
46	PISTILLI, Matt	RW	6'2"	219	Right	Montreal, Que.	10/17/1988	Free Agent (5/09)
47	JORDAN, Michal	D	6'1"	184	Left	Zlin, Czech Rep.	7/17/1990	Draft '08 (3-105-4)
48	REED, Harrison	C/RW	6'1"	185	Right	Newmarket, Ont.	1/18/1988	Draft '06 (2-93-3)
49	LEIGHTON, Michael	G	6'3"	190	Left	Petrolia, Ont.	5/19/1981	Trade w/MTL (6/07)
52	ANGELIDIS, Mike	C/W	6'1"	210	Left	Woodbridge, Ont.	6/27/1985	Free Agent (7/06)
53	BORER, Casey	D	6'2"	205	Left	Minneapolis, MN	7/28/1985	Draft '04 (3-69-3)
54	CHAPUT, Stefan	C	6'0"	190	Left	Montreal, Que.	3/11/1988	Draft '06 (4-153-5)
58	TERRY, Chris	LW	5'10"	190	Left	Brampton, Ont.	4/7/1989	Draft '07 (4-132-5)
59	LaROSE, Chad	F	5'10"	181	Right	Fraser, MI	3/27/1982	Free Agent (8/03)
60	PETERS, Justin	G	6'1"	205	Left	Blyth, Ont.	8/30/1986	Draft '04 (2-38-2)
61	MORNEAU, Samuel	LW	5'11"	190	Left	Cowansville, Que.	2/10/1990	Draft '08 (5-195-7)
62	RISSANEN, Rasmus	D	6'2"	185	Left	Kuopio, Finland	7/13/1991	Draft '09 (5-178-6)
63	FITZGERALD, Zack	D	6'2"	214	Left	Two Harbors, MN	6/16/1985	Free Agent (7/09)
65	DODGE, Nick	C/W	5'10"	185	Right	Oakville, Ont.	5/1/1986	Draft '06 (5-183-6)
67	SAMSON, Jerome	RW	6'0"	195	Right	Greenfield Park, Que.	9/4/1987	Free Agent (7/07)
70	MURPHY, Mike	G	5'11"	165	Left	Kingston, Ont.	1/15/1989	Draft '08 (4-165-6)
72	BLANCHARD, Nicolas	LW	6'3"	200	Left	Granby, Que.	5/31/1987	Draft '05 (8-192-6)
73	BELLEMORE, Brett	D	6'4"	205	Right	Windsor, Ont.	6/25/1988	Draft '07 (5-162-6)
77	CORVO, Joe	D	6'0"	204	Right	Oak Park, IL	6/20/1977	Trade w/OTT (2/08)
	AKERLUND, Magnus	G	6'1"	183	Right	Osby, Sweden	4/25/1986	Draft '04 (5-137-5)
	HENNIGAR, Rob	C	5'11"	194	Left	Jordan, Ont.	4/4/1983	Trade w/NYI (8/09)
	KIVISTO, Tommi	D	6'1"	195	Left	Vantaa, Finland	6/7/1991	Draft '09 (6-208-7)
	KRUEGER, Justin	D	6'2"	205	Right	Duesseldorf, Germany	10/6/1986	Draft '06 (6-213-7)
	LAWSON, Kyle	D	5'11"	192	Right	Southfield, MI	1/11/1987	Draft '05 (9-198-7)
	LINDSTROM, Mattias	LW	6'4"	203	Left	Lulea, Sweden	3/21/1991	Draft '09 (3-88-3)

BY NAME

NO.	PLAYER	POS.	HT.	WT.	S/C	BIRTHPLACE	BIRTHDATE	HOW ACQUIRED
	AKERLUND, Magnus	G	6'1"	183	Right	Osby, Sweden	4/25/1986	Draft '04 (5-137-5)
41	ALBERTS, Andrew	D	6'5"	218	Left	Minneapolis, MN	6/30/1981	Free Agent (7/09)
52	ANGELIDIS, Mike	C/W	6'1"	210	Left	Woodbridge, Ont.	6/27/1985	Free Agent (7/06)
73	BELLEMORE, Brett	D	6'4"	205	Right	Windsor, Ont.	6/25/1988	Draft '07 (5-162-6)
72	BLANCHARD, Nicolas	LW	6'3"	200	Left	Granby, Que.	5/31/1987	Draft '05 (8-192-6)
53	BORER, Casey	D	6'2"	205	Left	Minneapolis, MN	7/28/1985	Draft '04 (3-69-3)
21	BOWMAN, Drayson	LW	6'1"	190	Left	Grand Rapids, MI	3/8/1989	Draft '07 (2-72-3)
11	BOYCHUK, Zach	C/W	5'10"	185	Left	Airdrie, Alb.	10/4/1989	Draft '08 (1-14-1)
17	BRIND'AMOUR, Rod	C	6'1"	205	Left	Ottawa, Ont.	8/9/1970	Trade w/PHI (1/00)
27	CARSON, Brett	D	6'4"	210	Right	Regina, Sask.	11/29/1985	Draft '04 (4-109-4)
54	CHAPUT, Stefan	C	6'0"	190	Left	Montreal, Que.	3/11/1988	Draft '06 (4-153-5)
26	COLE, Erik	RW	6'2"	205	Left	Oswego, NY	11/6/1978	Trade w/EDM (3/09)
38	CONBOY, Tim	D/F	6'2"	210	Right	Farmington, MN	3/22/1982	Free Agent (7/06)
77	CORVO, Joe	D	6'0"	204	Right	Oak Park, IL	6/20/1977	Trade w/OTT (2/08)
8	CULLEN, Matt	C	6'1"	200	Left	Virginia, MN	11/2/1976	Trade w/NYR (7/07)
37	DALPE, Zac	C/RW	6'1"	195	Right	Paris, Ont.	11/1/1989	Draft '08 (2-45-2)
65	DODGE, Nick	C/W	5'10"	185	Right	Oakville, Ont.	5/1/1986	Draft '06 (5-183-6)
43	DUMOULIN, Brian	D	6'3"	205	Left	Biddeford, ME	9/6/1991	Draft '09 (2-51-2)
39	DWYER, Patrick	W	5'11"	175	Right	Spokane, WA	6/22/1983	Free Agent (7/06)
63	FITZGERALD, Zack	D	6'2"	214	Left	Two Harbors, MN	6/16/1985	Free Agent (7/09)
6	GLEASON, Tim	D	6'0"	217	Left	Clawson, MI	1/29/1983	Trade w/LA (9/06)
23	GOERTZEN, Steven	RW	6'2"	216	Right	Stony Plain, Alb.	5/26/1984	Free Agent (7/09)
44	HARRISON, Jay	D	6'4"	211	Left	Oshawa, Ont.	11/3/1982	Free Agent (7/09)
	HENNIGAR, Rob	C	5'11"	194	Left	Jordan, Ont.	4/4/1983	Trade w/NYI (8/09)
36	JOKINEN, Jussi	F	5'11"	198	Left	Kalajoki, Finland	4/1/1983	Trade w/TB (2/09)
47	JORDAN, Michal	D	6'1"	184	Left	Zlin, Czech Rep.	7/17/1990	Draft '08 (3-105-4)
45	KENNEDY, Matt	RW	6'2"	202	Right	Richmond Hill, Ont.	3/4/1989	Draft '09 (4-131-5)
	KIVISTO, Tommi	D	6'1"	195	Left	Vantaa, Finland	6/7/1991	Draft '09 (6-208-7)
29	KOSTOPOULOS, Tom	RW	6'0"	200	Right	Mississauga, Ont.	1/24/79	Free Agent (7/09)
	KRUEGER, Justin	D	6'2"	205	Right	Duesseldorf, Germany	10/6/1986	Draft '06 (6-213-7)
59	LaROSE, Chad	F	5'10"	181	Right	Fraser, MI	3/27/1982	Free Agent (8/03)
	LAWSON, Kyle	D	5'11"	192	Right	Southfield, MI	1/11/1987	Draft '05 (9-198-7)
49	LEIGHTON, Michael	G	6'3"	190	Left	Petrolia, Ont.	5/19/1981	Trade w/MTL (6/07)
	LINDSTROM, Mattias	LW	6'4"	203	Left	Lulea, Sweden	3/21/1991	Draft '09 (3-88-3)
28	McBAIN, Jamie	D	6'2"	200	Right	Edina, MN	2/25/1988	Draft '06 (1-63-2)
61	MORNEAU, Samuel	LW	5'11"	190	Left	Cowansville, Que.	2/10/1990	Draft '08 (5-195-7)
70	MURPHY, Mike	G	5'11"	165	Left	Kingston, Ont.	1/15/1989	Draft '08 (4-165-6)
34	PARADIS, Philippe	C	6'2"	205	Left	Dolbeau, Que.	1/2/1991	Draft '09 (1-27-1)
60	PETERS, Justin	G	6'1"	205	Left	Blyth, Ont.	8/30/1986	Draft '04 (2-38-2)
46	PISTILLI, Matt	RW	6'2"	219	Right	Montreal, Que.	10/17/1988	Free Agent (5/09)
25	PITKANEN, Joni	D	6'3"	210	Left	Oulu, Finland	9/19/1983	Trade w/EDM (7/08)
48	REED, Harrison	C/RW	6'1"	185	Right	Newmarket, Ont.	1/18/1988	Draft '06 (2-93-3)
62	RISSANEN, Rasmus	D	6'2"	185	Left	Kuopio, Finland	7/13/1991	Draft '09 (5-178-6)
33	RODNEY, Bryan	D	6'0"	195	Right	London, Ont.	4/22/1984	Free Agent (5/08)
15	RUUTU, Tuomo	C/W	6'0"	205	Left	Vantaa, Finland	2/16/1983	Trade w/CHI (2/08)
20	RYAN, Michael	LW	6'1"	188	Left	Boston, MA	5/16/1980	Free Agent (10/08)
67	SAMSON, Jerome	RW	6'0"	195	Right	Greenfield Park, Que.	9/4/1987	Free Agent (7/07)
14	SAMSONOV, Sergei	LW	5'8"	188	Right	Moscow, Russia	10/27/1978	Waivers (1/08)
12	STAAL, Eric	C	6'4"	205	Left	Thunder Bay, Ont.	10/29/1984	Draft '03 (1-2-1)
16	SUTTER, Brandon	C	6'3"	183	Right	Huntington, NY	2/14/1989	Draft '07 (1-11-1)
58	TERRY, Chris	LW	5'10"	190	Left	Brampton, Ont.	4/7/1989	Draft '07 (4-132-5)
24	WALKER, Scott	RW	5'10"	196	Right	Cambridge, Ont.	7/19/1973	Trade w/NSH (7/06)
7	WALLIN, Niclas	D	6'3"	220	Left	Boden, Sweden	2/20/1975	Draft '00 (3-97-4)
4	WARD, Aaron	D	6'2"	209	Right	Windsor, Ont.	1/17/1973	Trade w/BOS (7/09)
30	WARD, Cam	G	6'1"	200	Left	Saskatoon, Sask.	2/29/1984	Draft '02 (1-25-1)
13	WHITNEY, Ray	LW	5'10"	180	Right	Fort Saskatchewan, Alb.	5/8/1972	Free Agent (8/05)
18	YELLE, Stephane	C	6'2"	182	Left	Ottawa, Ont.	5/9/74	Free Agent (8/19)



ANDREW ALBERTS 41



Defenseman • Shoots Left

6'5" • 218 lbs.

6/30/81 • Minneapolis, MN

Acquired: 7/15/09, signed as a free agent

2008-09 Team: Philadelphia (NHL)

Drafted: Boston 2001 (5-179-6)

HIGHLIGHTS

NHL FIRSTS:

Game: 10/5/05; 2-1 BOS L vs. MTL

Point: 11/19/05; 3-2 BOS L vs. BUF (assist)

Goal: 3/12/06; 6-2 BOS L @ BUF

NHL HIGHS:

Goals: 1-2x (Last: 1/10/09; 4-1 PHI W vs. TOR)

Assists: 2 (12/11/08; 6-5 PHI W vs. CAR)

Points: 2 (12/11/08; 6-5 PHI W vs. CAR)

Penalty Min: 17 (1/20/07; 3-0 BOS L vs. OTT)

CAREER STATS

YEAR	TEAM	LEAGUE	REGULAR SEASON					PLAYOFFS				
			GP	G	A	TP	PIM	GP	G	A	TP	PIM
1998-99	Benide	High-MN	26	10	25	35	—	—	—	—	—	—
1999-00	Waterloo	USHL	49	2	2	4	55	4	0	0	0	12
2000-01 (a)	Waterloo	USHL	54	4	10	14	128	—	—	—	—	—
2001-02	Boston College	H-East	38	2	10	12	52	—	—	—	—	—
2002-03	Boston College	H-East	39	6	16	22	60	—	—	—	—	—
2003-04	Boston College	H-East	42	4	12	16	64	—	—	—	—	—
2004-05	Boston College	H-East	30	4	12	16	67	—	—	—	—	—
	Providence	AHL	8	0	0	0	16	16	1	4	5	40
2005-06	Boston	NHL	73	1	6	7	68	—	—	—	—	—
	Providence	AHL	6	0	1	1	7	—	—	—	—	—
2006-07	Boston	NHL	76	0	10	10	124	—	—	—	—	—
2007-08	Boston	NHL	35	0	2	2	39	2	0	0	0	0
2008-09 (b,c)	Philadelphia	NHL	79	1	12	13	61	6	0	1	1	10
NHL Totals (4 Seasons)			263	2	30	32	292	8	0	1	1	10

(a) June 23, 2001—Selected by the Boston Bruins in the 2001 NHL Entry Draft. Fifth Bruins pick, 179th overall, sixth round.

(b) Oct. 13, 2008—Acquired by the Philadelphia Flyers from the Boston Bruins in exchange for Ned Lukacevic and a conditional pick in the 2009 NHL Entry Draft.

(c) July 15, 2009—Signed a two-year contract with the Hurricanes.


VS. NHL

CLUB	GP	G	A	PTS	PIM
ANA	3	0	0	0	0
ATL	13	0	3	3	10
BOS	4	0	1	1	0
BUF	22	1	2	3	23
CGY	3	0	1	1	0
CAR	12	0	3	3	19
CHI	2	0	0	0	7
COL	3	0	0	0	4
CBJ	3	0	1	1	2
DAL	3	0	0	0	2
DET	2	0	0	0	2
EDM	2	0	1	1	8
FLA	11	0	0	0	10
LA	4	0	0	0	0
MIN	3	0	1	1	2
MTL	22	0	3	3	24
NSH	2	0	0	0	0
NJ	17	0	2	2	39
NYI	17	0	1	1	8
NYR	14	0	1	1	6
OTT	21	0	1	1	31
PHI	10	0	1	1	8
PHX	2	0	0	0	0
PIT	13	0	2	2	14
SJ	4	0	0	0	6
STL	2	0	0	0	4
TB	13	0	1	1	10
TOR	22	1	4	5	42
VAN	2	0	0	0	0
WSH	12	0	1	1	11

PERSONAL

Andrew is single and spends his offseasons in Excelsior, MN... He is involved with the Garth Brooks Teammates for Kids Foundation and St. Jude Children's Hospital... Andrew's uncle, Tom Rothstein, played professional hockey in the IHL and Europe... Andrew's first youth team was the Eden Prairie Eagles and the player he emulated growing up was Chris Pronger... He was a fan of the Minnesota North Stars, including Mike Modano and Bobby Smith... He played college hockey at Boston College... Andrew's favorite band is Counting Crows, and his favorite movie is The Shawshank Redemption... He wears number 41 because it was assigned to him in Boston... His favorite television show is Deadliest Catch, favorite food

is Chinese and favorite book is Lone Survivor, by Marcus Luttrell... His favorite sport to watch other than hockey is football and his favorite team is the Minnesota Vikings... He says his favorite thing about playing professional hockey is "waking up and being able to do something you love every day"... His favorite vacation spot is his cabin in Grand Rapids, MN... His most common game-day habit is watching a movie after the pre-game meal... His favorite websites are cnn.com and tsn.ca... His most prized possession is his couch... Andrew's favorite road city is Tampa... His favorite road arena is Wachovia Center in Philadelphia.



2008-09 SEASON

Completed his fourth NHL season, spending the year with Philadelphia after being acquired from Boston on Oct. 13... Established career highs in games played (79), assists (12), points (13) and plus/minus (+6)... Led all Flyers skaters in hits (157) and ranked third on the team in blocked shots (133)... Ranked third among Flyers defensemen in total shorthanded time on ice, and fourth among Philadelphia blueliners in plus/minus (+6)... Sparred with Jamal Mayers vs. TOR (4/3)... Had an assist and was (+3) at BOS (3/3)... Skated a season-high 22:45 of ice time at TB (1/15)... Scored his only goal of the season vs. TOR (1/10)... Earned his only career multi-assist and multi-point game with a pair of helpers in a 6-5 overtime

win vs. CAR (12/11)... Received a fighting major for an altercation with David Clarkson vs. NJ (12/4)... Had a career-high four-game assist and point streak from 11/13-11/21... Was (+3) in that four-game span... Made his Flyers debut at PIT (10/14), one day after his acquisition by Philadelphia... Was a healthy extra for two games with Boston prior to the trade... **Longest assist streak:** 4 games (11/13-11/21: 0g, 4a)... **Longest point streak:** 4 games (11/13-11/21: 0g, 4a)... **Multi-assist games:** 1 (12/11 vs. CAR: 0g, 2a)... **Multi-point games:** 1 (12/11 vs. CAR: 0g, 2a).

2009 PLAYOFFS


Completed his second NHL playoff season and first with the Philadelphia Flyers... Posted one assist and 10 penalty minutes in six Eastern Conference Quarterfinal

games against Pittsburgh... Was tied for fourth on the team in plus/minus in the postseason (+1)... Led the team in hits (22).

CAREER

Enters his fifth NHL season and first with the Hurricanes... Signed a two-year contract with Carolina on July 15, 2009... Represented the United States at the IIHF World Championships in 2006 and 2007... **1999-01:** Played two seasons in the United States Hockey League (USHL) with Waterloo... In 103 games, totaled six goals, 12 assists (18 points) and 183 penalty minutes... **2001-02:** Was second among Boston College defensemen in scoring with 12 points (2g, 10a) in 38 games during his freshman season... **2002-03:** Earned collegiate career highs in goals (6), assists (16) and points (22), skating in 39 games for the Eagles... **2003-04:** Totaled 16 points (4g, 12a) in 42 games for Boston College... Was named First Team East All-American and shared Hockey East's Best Defensive Defenseman award... Was named to the Hockey East All-Conference Second Team... **2004-05:** Earned 16 points (4g, 12a) in 30 games for the Eagles during his senior season... Had his consecutive games played streak snapped at 120 games when he suffered a knee injury... Earned Hockey East First Team All-Conference and First Team East All-American honors... Completed his collegiate career with 16 goals, 50 assists (66 points) and 243 penalty minutes in 149 games... Signed a try-out agreement with Providence (AHL) on 4/2 at the conclusion of his college season... Played in eight regular-season games in Providence and added five points (1g, 4a) in 16 Calder Cup playoff games for the P-Bruins... **2005-06:** Played in his first full professional

season, spending the majority of the year on the NHL level with Boston... Totaled seven points (1g, 6a) and 68 penalty minutes in 73 games with the Bruins... Was fourth on the team in penalty minutes (68)... Had points in consecutive games twice: from 3/12-3/14 (1g, 1a) and from 3/21-3/24 (0g, 2a)... Played in his first NHL game vs. MTL (10/5)... Recorded his first NHL point with an assist vs. BUF (11/19)... Scored his first NHL goal with a shorthanded effort at BUF (3/12), beating Martin Biron at 14:56 of the second period... Was a healthy extra for three NHL games, and missed two games with the flu... Had a six-game stint with Providence (12/1-12/12), totaling one assist and seven penalty minutes... **2006-07:** Completed his first full NHL season with Boston... Established then-career highs in games (76), assists (10) and points (10)... Led the Bruins in penalty minutes with 124... Had points in consecutive games on two occasions: 11/28-11/30 (0g, 2a) and 12/23-12/26 (0g, 2a)... Played in his 100th career NHL game at FLA (12/16)... Missed six games due to shoulder and hamstring injuries... **2007-08:** Was limited to just 35 games played due to post-concussion symptoms... Suffered a concussion at PHI (11/26), and missed the following 47 games (12/18-3/30)... Earned two assists for the season, recorded at OTT (11/30) and at PHI (11/26)... Totaled 39 penalty minutes... Made his NHL postseason debut, skating in two Stanley Cup playoff contests for the Bruins.



ROD BRIND'AMOUR

17

Center • Shoots Left

6'1" • 205 lbs.

8/9/70 • Ottawa, Ont.

Acquired: 1/23/00, trade with PHI

2008-09 Team: Carolina

Drafted: St. Louis 1988 (1-9-1)

HIGHLIGHTS

NHL FIRSTS:

Game: 4/11/89; 6-1 STL (playoff) W vs. MIN
Point: 4/11/89; 6-1 STL (playoff) W vs. MIN (goal)
Goal: 4/11/89; 6-1 STL (playoff) W vs. MIN
Shootout Stats: 9 attempts; 4 goals (44%)
2 game-deciding goals

NHL HIGHS:

Goals: 3-3x (Last: 10/27/07; 8-3 W @ NYI)
Assists: 4 - 3x (Last: 12/16/01; 7-0 W @ PIT)
Points: 6 (12/29/92; 10-2 PHI W @ LA (3g, 3a))
Penalty Min: 17 (3/29/96; 6-5 PHI W @ BUF)

CAREER STATS

YEAR	TEAM	LEAGUE	REGULAR SEASON					PLAYOFFS				
			GP	G	A	TP	PIM	GP	G	A	TP	PIM
1986-87	Notre Dame	SMHL	33	38	50	88	66	—	—	—	—	—
1987-88	Notre Dame	SJHL	56	46	61	107	136	—	—	—	—	—
1988-89	Michigan State	CCHA	42	27	32	59	63	—	—	—	—	—
	St. Louis	NHL	—	—	—	—	—	5	2	0	2	4
1989-90 (a)	St. Louis	NHL	79	26	35	61	46	12	5	8	13	6
1990-91 (b)	St. Louis	NHL	78	17	32	49	93	13	2	5	7	10
1991-92 (c)	Philadelphia	NHL	80	33	44	77	100	—	—	—	—	—
1992-93	Philadelphia	NHL	81	37	49	86	89	—	—	—	—	—
1993-94	Philadelphia	NHL	84	35	62	97	85	—	—	—	—	—
1994-95	Philadelphia	NHL	48	12	27	39	33	15	6	9	15	8
1995-96	Philadelphia	NHL	82	26	61	87	110	12	2	5	7	6
1996-97	Philadelphia	NHL	82	27	32	59	41	19	13	8	21	10
1997-98	Philadelphia	NHL	82	36	38	74	54	5	2	2	4	7
	Canada	Olympics	6	1	2	3	0	—	—	—	—	—
1998-99	Philadelphia	NHL	82	24	50	74	47	6	1	3	4	0
1999-00 (d)	Philadelphia	NHL	12	5	3	8	4	—	—	—	—	—
	Carolina	NHL	33	4	10	14	22	—	—	—	—	—
2000-01	Carolina	NHL	79	20	36	56	47	6	1	3	4	6
2001-02	Carolina	NHL	81	23	32	55	40	23	4	8	12	16
2002-03	Carolina	NHL	48	14	23	37	37	—	—	—	—	—
2003-04	Carolina	NHL	78	12	26	38	28	—	—	—	—	—
2004-05	Kloten	Swiss	2	2	1	3	0	5	2	4	6	6
2005-06	Carolina	NHL	78	31	39	70	68	25	12	6	18	16
2006-07	Carolina	NHL	78	26	56	82	46	—	—	—	—	—
2007-08	Carolina	NHL	59	19	32	51	38	—	—	—	—	—
2008-09	Carolina	NHL	80	16	35	51	36	18	1	3	4	8
Hurricanes Totals (9 Seasons)			614	165	289	454	366	72	18	20	38	46
NHL Totals (20 Seasons)			1404	443	722	1165	1064	159	51	60	111	97

(a) NHL All-Rookie team.
(b) Sept. 22, 1991—Acquired by Philadelphia along with Dan Quinn in exchange for Ron Sutter and Murray Baron.
(c) Played in NHL All-Star Game (1992).
(d) Jan. 23, 2000—Acquired by Carolina along with Jean-Marc Pelletier and a fourth-round pick in 2000 in exchange for Keith Primeau and a 2000 fifth-round pick.

VS. NHL

CLUB	GP	G	A	PTS	PIM
ANA	19	8	10	18	4
ATL	50	17	33	50	32
BOS	67	19	34	53	64
BUF	63	12	35	47	54
CGY	30	5	11	16	23
CAR	36	18	27	45	36
CHI	35	9	25	34	35
COL	36	10	21	31	12
CBJ	8	5	1	6	4
DAL	38	14	16	30	25
DET	39	10	21	31	23
EDM	30	6	13	19	24
FLA	78	27	34	61	49
LA	30	9	15	24	16
MIN	7	2	4	6	2
MTL	71	19	38	57	59
NSH	11	4	3	7	4
NJ	83	27	40	67	77
NYI	87	42	51	93	53
NYR	79	27	35	62	69
OTT	58	14	31	45	61
PHI	37	7	14	21	22
PHX	31	6	10	16	16
PIT	76	28	52	80	49
SJ	22	7	13	20	27
STL	25	7	10	17	15
TB	76	25	37	62	53
TOR	58	14	26	40	51
VAN	27	6	20	26	18
WSH	97	39	42	81	87



PERSONAL

Rod has a girlfriend, Amy... He has a daughter, Briley (11), and two sons, Skyler (10) and Reece (9), and makes his summer home in Raleigh... He hosts an annual golf tournament in Campbell River, B.C., benefiting Cystic Fibrosis... Rod's first youth hockey team was in Prince Rupert, B.C... His favorite off-season activity is "hanging out with the kids"... His favorite movies are Rocky and Rocky II... Rod's favorite television shows are Entourage and Rescue Me and the most-played artist on his iPod is Eminem... Rod was a Montreal Canadiens fan growing up, and his favorite player was Guy Lafleur... He says if he wasn't a professional hockey player, he would be a physical education teacher... His favorite food is Italian, and he

enjoys playing sports video games with his son, Skyler, on the Xbox even though he loses "every time"... His favorite athlete outside of hockey was John McEnroe "in his prime"... The person from history he would most like to meet is Jesus Christ... The current celebrity he would most like to meet is John Daly... He wears number 17 because that was the "only number they had left in Philly"... His guilty pleasure is Red Vines Licorice, and his favorite vacation spot is any place that has water... Rod's favorite road city is Los Angeles... His favorite thing to do in the Triangle is boating on Falls Lake.

2008-09 SEASON

Completed his 20th NHL season and ninth with Carolina... Ranked first in the NHL in face-off percentage (61.0%)... Was tied for second on the team in assists (35) and fourth on the team in points (51)... Was second among Hurricanes forwards in ice time per game (18:58)... Was selected by the local media as Carolina's nominee for the Masterton Trophy, which honors perseverance and dedication to hockey... Had points in 14 of the last 17 games (3/6-4/11: 8g, 12a)... Extended his point streak to seven games with his 15th goal of the season vs. NYR (4/2)... Scored his 14th goal of the season and assisted on Babchuk's game-winner vs. OTT (3/25)... Earned a pair of assists, including one on Whitney's overtime game-winning goal, at FLA (3/23)... Scored a shorthanded goal and earned an assist at DAL (3/12)... Played in his 600th game with the Hurricanes and scored a power-play goal vs. NYR (3/9)... Notched his fourth multi-point game of the season with a goal and an assist at MIN (12/23)... Earned the primary assist on both of Carolina's goals

at BOS (12/20)... Earned his 700th career NHL assist with a helper on Corvo's overtime game-winner vs. FLA (12/18), becoming the 33rd player in NHL history with at least 400 career goals and 700 career assists... Skated a season-high 27:53 of ice time at PHI (12/11)... Scored a goal to move ahead of Mike Bossy and Joe Nieuwendyk for 50th on the NHL's all-time points list (1,126) and also scored in the shootout vs. TB (11/16)... Had his first multi-assist game of the season with helpers on power-play goals by Whitney and Staal vs. TOR (11/2)... Netted the game-winning goal at ANA (10/19)... Missed two games due to injury (lower-body: 2/5-2/7)... **Longest goal streak:** 4 games (3/7-3/12: 4g, 2a)... **Longest assist streak:** 6 games (12/7-12/20: 0g, 7a)... **Longest point streak:** 7 games (3/18-4/2: 3g, 7a)... **Multi-assist games:** 6 (last: 4/11 at NJ: 0g, 2a)... **Multi-point games:** 11 (last: 4/11 at NJ: 0g, 2a).

2009 PLAYOFFS

Completed his 12th NHL playoff season and fourth with Carolina, playing in all 18 of the Hurricanes' playoff games... Scored his first goal of the playoffs in Game 7 vs. BOS (5/14)... Earned his first point of the 2009 playoffs with the primary assist on

Jokinen's game-winning goal in Game 4 vs. BOS (5/8)... **Longest assist streak:** 2 games (5/18-5/21: 0g, 2a)... **Longest point streak:** 3 games (5/14-5/21: 1g, 2a).

CAREER

Is in his 21st NHL season, 10th with the Hurricanes... Was named Hurricanes team captain on Aug. 25, 2005... Signed to a five-year contract by the Hurricanes on June 23, 2006... Named to the NHL All-Rookie Team in 1990 after scoring 61 points (26g, 35a) in 79 games... Played in the NHL All-Star Game in 1992 and was also selected to represent Canada in the 1998 Winter Olympics in Nagano, Japan... Won the Frank J. Selke Trophy as the league's top defensive forward in 2005-06 and 2006-07... **1988-89:** Signed by the St. Louis Blues April 3, 1989... Made NHL debut on 4/11 against MIN in the Stanley Cup Playoffs, scoring on his first shot. **1989-90:** Was named to the NHL All-Rookie team after notching 61 points (26g, 35a) in 79 games for the Blues... **1990-91:** Played in all 13 of St. Louis' 1991 Stanley Cup Playoff games, registering two goals and five assists... Recorded his 100th NHL point on 2/17 vs. CGY... **1991-92:** Played in all 80 games and played his 200th NHL game on 1/14 vs. CHI... **1992-93:** Set a career-high with 37 goals...

Was second on Flyers in points (86) and power-play goals (13)... Was tied for second on the Flyers in assists (49) and third in goals (37)... Recorded his first career hat trick, including the game-winning goal, and three assists on 12/29 at LA – establishing a career high for points in a game with six... **1993-94:** Set career highs in points and assists... Was tied for second on the Flyers in scoring with 97 points (35g, 62a, tied for 11th in NHL) and was second on the team in assists (62)... Had a 13-game points streak from 10/31 to 11/24, which tied for the second longest such streak in 1993-94 (4g, 18a)... Set a career high for assists in a game with four at CHI on 10/31 (1g, 4a)... **1994-95:** Named alternate captain on 9/6... **1995-96:** Recorded two assists in his 500th NHL regular-season game vs. MTL on 2/1... Tied career high for most assists in a game (4) vs. OTT on 11/16... **1996-97:** Tied for first in the NHL in playoff goals in 1997 with 13... Registered two shorthanded goals and an assist vs. PIT in Game 5 of the Eastern Conference

Quarterfinals on 4/26... His two shorthanded goals tied the NHL record for most shorthanded goals in a playoff period and in a playoff game... Scored his 200th NHL goal at SJ on 1/2... Scored the game-winning goal in overtime, his 500th career NHL point, and registered an assist vs. LA on 10/10.. **1997-98:** Was second on the Flyers in goals (36; eighth in the NHL), game-winning goals (8), points (74, tied for 14th in the NHL) and shots (205)... Recorded the game-winning goal and two assists vs. NYI on 1/26; his second assist was his 600th NHL point... **1998-99:** Ranked first among Flyers in power-play points (32; 11th in the NHL) and power-play assists (22)... Finished second on the team in assists (50, tied for 12th in the NHL)... Was third on the team in goals (24), points (74) and shots (191)... Registered a goal and an assist vs. PIT on 4/8... The assist was his 700th NHL point... **1999-00:** Acquired on 1/23 from Philadelphia along with Jean-Marc Pelletier and a second-round pick in 2000 in exchange for Keith Primeau and a fifth-round pick... Played in his 800th game at OTT (2/15)... Made Hurricanes debut on 1/24 against MTL... Scored his first goal with Carolina at TOR (2/14)... Earned first point with Hurricanes with an assist against FLA (2/1)... Totaled eight points (5g, 3a) in 12 games for the Flyers before being traded... Missed first 34 games of the season due to a hairline fracture of the third metatarsal of the left foot suffered in preseason game at NJ (9/25)... Injury snapped a Flyers' franchise record of 484 consecutive games played... **2000-01:** Finished season ranked fourth among all Hurricanes in points (56), third in assists (36) and tied for third in goals (20)... Led team and was second in NHL in faceoff-winning percentage (60.4%)... Earned assists in a team-high eight consecutive games (1/18-2/1: 2g, 10a)... Scored the overtime game-winner, his 300th career goal, vs. WSH (3/30)... Registered his second career hat trick vs. NYI (1/7)... Earned four points (1g, 3a) including the overtime game-winning goal in Game 4 (4/18) in the Eastern Conference Quarterfinals vs. NJ... **2001-02:** Ranked second in the league in faceoff-winning percentage (59.2%)... Was fourth on the Hurricanes in goals (23), assists (32) and points (55)... Earned his 500th NHL assist on Bates Battaglia's goal vs. NJ (1/5)... Scored a goal and matched a career-high with four assists at PIT (12/16)... Earned his 800th career NHL point with an assist on Battaglia's second goal vs. FLA (12/12)... Was fourth on the team in scoring (12 points) and second in assists (8) during the 2002 Playoffs... Played in his 100th career playoff game in Game 1 vs. MTL (5/3)... Scored the first goal of the 2002 Stanley Cup Playoffs when he scored on the power play at 8:21 of the first period of Game 1 of the Eastern Conference Quarterfinals vs. NJ (4/17)... **2002-03:** Finished the season ranked tied for 12th in the league in faceoff percentage (56.5%)... Named "Fan Favorite" by the Carolina Hurricanes Booster Club... Underwent successful hand surgery, 1/22... Played in 1,000th NHL game vs. PHI (11/15)... Missed 34 games due to injury (1/22-4/6: hand)... **2003-04:** Was second in the league in faceoff percentage at 61.1 percent... Nominated by the Carolina chapter of the Professional Hockey Writers' Association for the Masterton Trophy... Led all Hurricanes forwards and was third on the team in average ice time (21:23 per game)... Was tied for second on the team in assists (26)... Earned his 900th career point with an assist on Craig Adams' goal at CHI (3/17)... Became the 114th player in NHL history to play in 1,100 games at CHI (3/17)... **2004-05:** Played two regular-season games with Klotten of the

Swiss league, tallying two goals and an assist... Appeared in five playoff games with Klotten, scoring two goals and adding four assists (6 points)... **2005-06:** Captured the Frank J. Selke Trophy as the NHL's top defensive forward... Ranked third in the league in faceoff percentage (59.1%) and first among NHL forwards in average ice time (24:17)... Ranked tied for eighth in the league in power-play goals (19)... Ranked fourth on the team in points (70) and tied for second in goals (31)... Was voted by his teammates as the winner of the 2005-06 Steve Chiasson Award... Scored his 100th Hurricanes goal on the power-play vs. WSH (3/25)... During the 2006 Stanley Cup Playoffs, ranked second in the league in playoff goals (12), game-winning goals (4) and power-play goals (6)... Was tied for third among Hurricanes in scoring (18 points), first in goals (12), first in ice time (23:51 per game) and third in plus/minus (+9)... Established a Hurricanes franchise record for most goals in a single playoff year (12)... Scored the game-winning, series-clinching goal with a power-play tally vs. BUF (6/1)... Assisted on Stillman's game-winning goal in Game 5 vs. NJ (5/14), his 100th career playoff point... **2006-07:** Completed his 18th NHL season and seventh with the Hurricanes, his second as Carolina's captain... Captured the Frank J. Selke Trophy as the league's top defensive forward for the second consecutive year... Ranked second on the team in points (82) and first in assists (56)... Earned his highest single-season point total (82) since he notched 110 points during the 1995-96 season with Philadelphia... Ranked tied for 24th in the NHL in points (82), tied for 14th in assists (56) and second in face-off percentage (59.2%)... Led all Hurricanes skaters and ranked third among NHL forwards in average ice time at 23:19 per game... Had his third multi-goal game of the season, his second goal giving him 400 career NHL goals, at MTL (2/17)... Became the first player to ever record a (+5) plus/minus rating in a Hurricanes uniform vs. WSH (1/26)... Had a goal and an assist and was named first star vs. ANA (12/29) after being honored prior to the game for reaching the 1,000-point mark on "Rod Brind'Amour Night"... Was named the NHL's Second Star of the Week for the week of Nov. 13-19, notching eight points (4g, 4a) and a (+4) in four games... Recorded his 1,000th NHL point with an assist on Erik Cole's goal at OTT (11/4)... Became the 66th player to skate in 1,200 NHL games, celebrating the occasion with a four-point (2g, 2a) outing at ATL (11/1)... **2007-08:** Missed the final 22 games of the season with a knee injury... Underwent reconstructive surgery on his left knee on 2/15... Suffered a torn ACL on his first shift of the game vs. PIT (2/14)... At the time of his injury, was first in the NHL in face-offs won (851) and in face-offs taken (1,460)... Was third in face-off percentage (58.3%)... Earned his 400th point with the Hurricanes with an assist on Samsonov's goal at PIT (2/2)... Skated in his 500th game with the Hurricanes vs. PHI (11/28)... Earned a pair of assists vs. FLA (11/3) to match Ron Francis as the team's assist leader since relocation with 236... Had his nine-game point streak snapped at FLA (10/31)... Was named the NHL's second star of the week for the week ending Oct. 28 after leading all scorers for the week with nine points (5g, 4a), including a hat trick against the Islanders in New York on Oct. 27... Earned his third career hat trick, the second of his career against the Islanders, with three goals and an assist at NYI (10/27)... Missed one game due to illness (12/18)... Games missed due to injury: 22 (knee: 2/16-4/4).

MILESTONES

NHL

1,000th game (11/15/02 vs. PHI)
1,100th game (3/17/04 at CHI)
1,200th game (11/1/06 at ATL)
1,300th game (12/20/07 at FLA)
1,400th game (4/2/09 vs. NYR)
300th goal (3/30/01 vs. WSH)
400th goal (2/17/07 at MTL)
500th assist (1/5/02 vs. NJ)
600th assist (10/13/06 at ATL)
700th assist (12/18/08 vs. FLA)
1,000th point (11/4/06 at OTT)
1,100th point (1/12/08 vs. COL)
100th playoff game (5/3/02 vs. MTL)
100th playoff point (5/14/06 vs. NJ)

Within Reach:

1,200th point (1,165)

HURRICANES

100th game (3/15/01 at WSH)
200th game (10/22/02 at NYI)
300th game (2/28/04 at MTL)
400th game (10/7/06 at WSH)
500th game (11/28/07 vs. PHI)
600th game (3/9/09 vs. NYR)
100th goal (3/25/06 vs. WSH)
100th assist (1/12/03 vs. COL)
200th assist (1/9/07 at TOR)
100th point (12/30/01 at WSH)
200th point (4/4/04 at FLA)
300th point (11/17/06 at WSH)
400th point (2/2/08 at PIT)

Within Reach

300th assist (289)
500th point (454)





ERIK COLE 26



Right Wing • Shoots Left Acquired: 3/4/09, trade with EDM
6'2" • 205 lbs. 2008-09 Teams: Edmonton/Carolina
11/6/78 • Oswego, NY Drafted: Carolina 1998 (3-71-3)

HIGHLIGHTS

NHL FIRSTS:

Game: 10/5/01; 3-1 W vs. NYR
Point: 10/5/01; 3-1 W vs. NYR (assist)
Goal: 10/24/01; 7-3 W @ MIN
Shootout Stats: 5 attempts, 1 goal (20%),
1 game-deciding goal

NHL HIGHS:

Goals: 3-5x (Last: 1/13/09; 5-2 EDM W @ WSH)
Assists: 4-2x (Last: 4/7/09; 9-0 CAR W vs. NYI)
Points: 4-4x (Last: 4/7/09; 9-0 CAR W vs. NYI)
Penalty Min: 19 (3/6/08; 3-2 CAR W vs. MIN)

CAREER STATS

YEAR	TEAM	LEAGUE	REGULAR SEASON					PLAYOFFS				
			GP	G	A	TP	PIM	GP	G	A	TP	PIM
1995-96	Oswego	High School	40	49	41	90	-	-	-	-	-	-
1996-97	Des Moines	USHL	48	30	34	64	140	5	2	0	2	6
1997-98(a)	Clarkson	ECAC	34	11	20	31	55	-	-	-	-	-
1998-99	Clarkson	ECAC	36	22	20	42	50	-	-	-	-	-
1999-00(b)	Clarkson	ECAC	33	19	11	30	46	-	-	-	-	-
	Cincinnati	IHL	9	4	3	7	2	7	1	1	2	2
2000-01	Cincinnati	IHL	69	23	20	43	28	5	1	0	1	2
2001-02	Carolina	NHL	81	16	24	40	35	23	6	3	9	30
2002-03	Carolina	NHL	53	14	13	27	72	-	-	-	-	-
2003-04	Carolina	NHL	80	18	24	42	93	-	-	-	-	-
2004-05	Berlin	Germany	39	6	21	27	76	8	5	1	6	37
2005-06	Carolina	NHL	60	30	29	59	54	2	0	0	0	0
2006-07	Carolina	NHL	71	29	32	61	76	-	-	-	-	-
2007-08	Carolina	NHL	73	22	29	51	76	-	-	-	-	-
2008-09	Edmonton	NHL	63	16	11	27	63	-	-	-	-	-
	Carolina	NHL	17	2	13	15	10	18	0	5	5	22
Hurricanes Totals (7 Seasons)			435	131	164	295	416	43	6	8	14	52
NHL Totals (7 Seasons)			498	147	175	322	479	43	6	8	14	52

(a) June 27, 1998—Selected by the Carolina Hurricanes in the 1998 NHL Entry Draft. Third Hurricanes pick, 71st overall, third round.
(b) March 26, 2000—Signed to a multi-year contract with the Hurricanes.
(c) July 1, 2008—Acquired by the Edmonton Oilers from the Carolina Hurricanes in exchange for Joni Pitkanen.
(d) March 4, 2009—Acquired by the Carolina Hurricanes along with a fifth-round pick in the 2009 NHL Entry Draft from the Edmonton Oilers in exchange for Patrick O'Sullivan and a second-round pick in the 2009 Entry Draft.

VS. NHL

CLUB	GP	G	A	PTS	PIM
ANA	7	3	2	5	6
ATL	33	11	18	29	34
BOS	22	10	6	16	12
BUF	21	6	7	13	30
CGY	10	4	2	6	12
CAR	1	0	0	0	0
CHI	9	4	1	5	2
COL	9	1	1	2	2
CBJ	10	3	3	6	8
DAL	11	2	4	6	28
DET	10	3	4	7	4
EDM	6	0	3	3	4
FLA	37	13	16	29	31
LA	7	2	3	5	2
MIN	9	2	2	4	25
MTL	21	13	8	21	4
NSH	9	4	3	7	4
NJ	26	5	6	11	22
NYI	26	3	11	14	20
NYR	24	5	6	11	12
OTT	23	7	6	13	39
PHI	18	3	7	10	14
PHX	8	0	1	1	4
PIT	23	4	8	12	44
SJ	8	2	1	3	4
STL	9	0	3	3	2
TB	36	8	18	26	18
TOR	20	7	10	17	22
VAN	10	3	2	5	31
WSH	35	19	13	32	39



PERSONAL

Erik and his wife, Emily, have a daughter, Bella (8), and a son, Landon (5)... They have a dog named Libby... The Cole's split their summers between Raleigh and New York state... Erik lists his biggest hockey influences as his parents and his hero growing up as Mario Lemieux... His first job was as a pizza delivery man... Erik's favorite movie is *The Hangover*... He played baseball, soccer, football and golf growing up, and still enjoys golf... Erik and Emily have their own charitable foundation, the Erik Cole Dream Big Foundation, which benefits youth programs in New York and North Carolina... Cole's own annual golf tournament, Score For Oswego, benefits The Dream Big Foundation... Erik's favorite meals are his wife's chicken salad sandwiches and his favorite book is *The Bourne Sanction*... His guilty pleasure is ice cream... He enjoys going to movies to kill time on the road and his favorite game-day ritual is the afternoon nap... Erik's most prized possessions are

his kids... His favorite television show is *Entourage*, favorite bands are Nickelback, the Black Eyed Peas and Fall Out Boy and favorite Web site is nhlpa.com... Erik speaks "a little French"... His favorite vacation spot is Cabo and his favorite holiday is Christmas... He says if he wasn't playing professional hockey he would work for the Geek Squad... His plan for life after hockey is to play golf... His first youth hockey team was the Oswego Sub Shop... There is now a sandwich at the Sub Shop named after him... He says Jon Heder would play him in a movie about his life... Erik's favorite team outside of hockey is the New York Yankees and his favorite current athlete is Ray Whitney... His favorite road city is New York... His favorite road arena is the Bell Centre and his favorite team to play against is Montreal... His favorite place to visit in the Triangle is Rudino's Rooftop.

2008-09 SEASON

Completed his seventh NHL season and seventh with the Hurricanes... Ranked second among Hurricanes skaters in hits (180) and fourth on the team in takeaways (49)... Had 15 points (2g, 13a) in 17 games for Carolina after re-joining the team on 3/4... Team went 12-3-2 after his re-acquisition... Has assisted on 38 career goals by Eric Staal; Staal has assisted on 27 career goals by Cole - highest assists total to any one teammate for each player... Was sixth on the team in goals (18)... Did not attempt a shot in the shootout and is 1-for-5 (20%) with 1 game-deciding goal in his career... Matched his career high with four assists and was (+3) vs. NYI (4/7)... Skated a season-high 23:26 of ice time vs. WSH (3/21)... Scored his 18th goal of the season, assisted on Whitney's goal and was (+3) at WSH (3/14)... Earned a career-high four assists and was (+2) at TB (3/7)... Scored a goal and registered five hits in his return to the Hurricanes vs. CGY (3/6)... Acquired on 3/4 as part of a three-team trade with Los Angeles and Edmonton... Notched 16 goals and 11 assists (27 points) in 63 games with Edmonton prior to the trade... Scored a goal and earned an assist in his final game with Edmonton 3/3 at NSH...

Netted his 15th goal of the season vs. TB (2/24)... Blocked three shots vs. MTL (2/11)... Earned his fifth career hat trick and first with Edmonton with three goals at WSH (1/13)... His third goal at WSH (1/13) marked his 300th career NHL point... Found the net for the second consecutive game vs. DAL (1/3)... Scored a goal and earned an assist at CGY (12/31)... Earned his first multi-point game of the season with a goal and two assists vs. NSH (12/28)... Fired seven shots on net vs. ANA (12/19)... Was named first star at CAR (11/1) with a season-high eight hits in Edmonton's 3-1 win... Scored his first goal with the Oilers at CGY (10/17)... Assisted on Visnovsky's game-winning goal for his first career Oilers point at ANA (10/15)... **Longest goal streak:** 2 games (12/31-1/3: 2g, 1a; 2/21-2/24: 2g, 0a; 3/3-3/6: 2g, 1a)... **Longest assist streak:** 3 games (3/14-3/20: 1g, 3a)... **Longest point streak:** 4 games (3/3-3/9: 2g, 6a)... **Multi-goal games:** 1 (1/13 at WSH: 3g, 0a)... **Multi-assist games:** 3 (last: 4/7 vs. NYI: 0g, 4a)... **Multi-point games:** 7 (last: 4/7 vs. NYI: 0g, 4a).

2009 PLAYOFFS

Completed his third NHL playoff season with Carolina, appearing in all 18 postseason games for the Hurricanes... Ranked first on the team in playoff hits (76)... Was sixth in the league in that category... Assisted on Samsonov's goal and registered seven hits in Game 3 vs. PIT (5/23)... Assisted on Staal's power-

play goal in Game 4 vs. BOS (5/8)... Registered eight hits in Game 3 vs. BOS (5/6)... Earned his first point of the playoffs with an assist on Corvo's game-winner in Game 2 at BOS (5/3).

CAREER

Is in his eighth NHL season and eighth with the Hurricanes... Selected by Carolina with the 71st overall pick in the third round of the 1998 NHL Entry Draft... Traded to Edmonton in July 2008, but re-acquired by Carolina in March 2009 as part of a three-team trade... Signed a two-year contract with the Hurricanes on 7/1/09... Represented the United States at the 2006 Winter Olympics and the 2005 and 2007 IIHF World Championship... **1995-96:** Tallied 90 points (49g, 41a) in 40 games for Oswego (NY) High School... **1996-97:** Played for Des Moines in the United States

Hockey League (USHL), notching 64 points (30g, 34a) and 140 penalty minutes in 48 games... **1997-2000:** Played three seasons of collegiate hockey for Clarkson (ECAC)... Totaled 103 points (52g, 51a) in 103 games... Completed his sophomore season tied for the ECAC lead in goals (22) and was named to the ECAC First All-Star Team and the NCAA East Second All-American Team... Led Clarkson in points and goals his sophomore and junior seasons... Was named to the ECAC Second All-Star Team following his junior year... Left Clarkson at the conclusion of his

junior season to join Carolina's top minor-league affiliate in Cincinnati (IHL) for the conclusion of their season... Totaled seven points (3g, 4a) in nine regular-season games and two points (1g, 1a) in seven playoff games for the Cyclones... **2000-01:** Played the entire season with Cincinnati (IHL) and was eighth on the team in scoring with 43 points (23g, 20a)... Was tied for fourth on the team in goals (23)... **2001-02:** Completed his first NHL season with the Hurricanes... Led all rookies and was fifth in the NHL in hits (257)... Was fourth among all rookies in points (40), fifth in goals (16) and tied for second in assists (24)... Recorded his first NHL hat trick vs. ATL (12/21)... Scored his first NHL goal at 12:42 of the third period at MIN (10/24), beating Dwayne Roloson... Also had an assist in the game, his first NHL multi-point game... Missed his only game of the season at WSH (11/8) due to the flu... Recorded an assist on Sandis Ozolinsh's goal just 28 seconds into his NHL debut vs. NYR (10/5)... Led all NHL rookies in goals (6) and points (9) in the postseason... Was tied for third among rookies in assists (3) and was first in shots (68)... Scored a pair of goals and added an assist in Game 6 of the Conference Semifinals at MTL (5/13)... Established franchise playoff records for fastest goal from the start of a game (25 seconds) and fastest two goals by one player (3:08)... Scored his first career playoff goal – the game-winning goal – in his first career playoff game in Game 1 vs. NJ (4/17)... **2002-03:** Missed the final 29 games of the season after suffering a broken bone (fibula) in his lower left leg at TB (1/30)... Had been selected to participate in the 2003 YoungStars Game at the NHL All-Star Weekend in Sunrise, Fla., but was unable to attend due to the injury... Notched his second career hat trick at MTL (11/23) and second career shorthanded goal... Played in his 100th NHL/Hurricanes game vs. OTT (11/19), netting his first career shorthanded goal... **2003-04:** Was second on the team in goals (18), penalty minutes (93) and shooting percentage (10.5 percent)... Was third in points (42) and fifth in assists (24)... Scored the game-winner at CBJ (3/8) for his 100th career NHL point... Netted his 14th goal of the season in his 200th career NHL game vs. NJ (3/6)... **2004-05:** Notched 27 points (6g, 21a) and 76 penalty minutes in 39 regular-season games for Eisbaren Berlin... Tallied five goals and added an assist (6 points) in eight playoff games and was named Most Valuable Player of the German league playoffs as Berlin captured the championship... Represented the United States at the 2005 IIHF World Championships in Austria, tallying six points (1g, 5a) and six penalty minutes in seven games... **2005-06:** Ranked tied for seventh in the NHL in game-winning goals (8) despite missing the final 22 games of the season... Attempted five penalty shots, one short of the NHL record set by Detroit's Ebbie Goodfellow in 1934... Sustained a compression fracture in a vertebra in his neck after being boarded by Brooks Orpik with 5:18 remaining in the game at PIT (3/4)... Scored two goals in that game prior to the injury... Tallied one goal and two assists

(3 points) in six games for the United States at the 2006 Winter Olympic Games in Torino, Italy... Matched his career-high with four points - including his third career hat trick – at MTL (1/31)... Reached the 20-goal mark for the first time in his career vs. ATL (1/28)... Became the second player in NHL history to take penalty shots in two consecutive games (Esa Pirnes, LA, Oct. 10 and Oct. 12, 2003) at FLA (11/11)... Became the first player in NHL history to take two penalty shots in a game when he was awarded penalty shots on two separate plays in the third period at BUF (11/9)... Scored on his first penalty shot and earned two assists... Games missed due to injury: 22 (neck: 3/6-4/16)... Completed his second NHL playoff season and second with Carolina, capturing his first Stanley Cup... Registered a team-high nine hits in Game 7 vs. EDM (6/19)... Returned to action for the first time since March 4 to make his 2006 playoff debut in Game 6 at EDM (6/17)... Playoff games missed due to injury: 23 (neck: 4/22-6/14)... **2006-07:** Established new career highs with 32 assists and 61 points... Ranked fourth on the team in goals (29), fifth in assists (32) and fifth in points (61)... Ranked second among Hurricanes forwards in plus/minus (+2)... Led the team and ranked ninth in the NHL with 222 hits... Scored one goal and had four assists (5 points) in seven games for the United States during the 2007 IIHF World Championships in Russia following the season... Scored his 25th goal of the season and earned an assist at MTL (2/17)... Scored his 100th career NHL goal at WSH (1/27)... Netted his 20th goal of the season and assisted on Walker's goal at FLA (1/16)... Scored the game-winning goal in overtime at FLA (12/23)... Earned his 200th NHL point with an assist on Staal's goal at TB (12/16)... Played his 300th career game vs. OTT (11/28)... Scored a goal and had three assists – the first three-assist game of his career – at WSH (11/17)... Earned two assists, including his 100th for his NHL/Hurricanes career vs. PIT (11/11)... Earned his fourth career hat trick with a trio of goals vs. WSH (11/9)... Games missed due to injury: 11 (lower-body contusion: 1/30; lower-body/muscle tear: 2/10-2/15; 2/20-3/4)... **2007-08:** Ranked tied for third on the team in scoring (51 points) and third in goals (22), playing in 73 games for Carolina... Led the Hurricanes and ranked 11th among league forwards with 186 hits... Earned his third consecutive 20-goal season... Was second on the team in shots (216) and second on the team in power-play goals (10)... Scored Carolina's first goal – the eventual game winner – during a first-period power play at CHI (3/12)... Netted the game-winning goal vs. MIN (3/6) before being assessed a career-high 19 penalty minutes for an altercation with Aaron Voros after Voros boarded Eric Staal at the 5:59 mark of the third period... Played in his 400th NHL game vs. ATL (2/21)... Earned his third consecutive multi-point game with a goal and an assist at FLA (12/20)... Missed nine games due to injury or illness (foot: 10/20-10/26; neck: 11/14-11/21; illness: 2/18).

ERIK COLE IN CAROLINA HISTORY

Cole's rankings in Hurricanes history entering 2009-10 (since the team's relocation in 1997):

Games Played: 435 (seventh)
Goals: 131 (fourth)
Assists: 164 (seventh)
Points: 295 (sixth)
Plus/Minus: +16 (fifth)
Penalty Minutes: 416 (fourth)
Hat Tricks: 4 (second)

Power-Play Goals: 33 (sixth)
Shorthanded Goals: 7 (t-third)
Game-Winning Goals: 24 (fourth)
Shots: 1,035 (fifth)
Playoff Games Played: 43 (t-seventh)
Playoff Penalty Minutes: 52 (second)
Playoff Shots: 103 (third)





TIM CONBOY 38



Defenseman/Wing • Shoots Right

6'2" • 210 lbs.

3/22/82 • Farmington, MN

Acquired: 7/21/06, signed as a free agent

2008-09 Teams: Carolina (NHL) / Albany (AHL)

Drafted: San Jose 2002 (6-217-7)

HIGHLIGHTS

NHL FIRSTS:

Game: 1/12/08; 5-4 CAR L vs. COL

Point: 1/12/08; 5-4 CAR L vs. COL (assist)

Goal: None

NHL HIGHS:

Goals: 0

Assists: 2 (2/23/08; 6-3 CAR W vs. WSH)

Points: 2 (2/23/08; 6-3 CAR W vs. WSH)

Penalty Min: 20 (3/14/09; 7-1 CAR L at BUF)

CAREER STATS

YEAR	TEAM	LEAGUE	REGULAR SEASON					PLAYOFFS				
			GP	G	A	TP	PIM	GP	G	A	TP	PIM
1999-00	Brainerd	H.S.-MN	22	20	26	46	—	—	—	—	—	—
2000-01	Rochester	USHL	51	5	9	14	256	—	—	—	—	—
2001-02 (a)	Rochester	USHL	14	1	6	7	65	—	—	—	—	—
	Topeka	USHL	29	4	15	19	128	—	—	—	—	—
2002-03	St. Cloud State	WCHA	31	3	12	15	48	—	—	—	—	—
2003-04	St. Cloud State	WCHA	32	5	5	10	68	—	—	—	—	—
	Cleveland	AHL	—	—	—	—	—	3	0	3	3	4
2004-05	Cleveland	AHL	61	4	11	15	134	—	—	—	—	—
2005-06	Cleveland	AHL	78	6	14	20	124	—	—	—	—	—
2006-07 (b)	Albany	AHL	75	3	7	10	163	5	0	1	1	6
2007-08	Carolina	NHL	19	0	5	5	60	—	—	—	—	—
	Albany	AHL	52	2	2	4	191	1	0	0	0	21
2008-09	Carolina	NHL	28	0	1	1	37	3	0	0	0	9
	Albany	AHL	39	1	5	6	127	—	—	—	—	—
Hurricanes/NHL Totals (2 Seasons)			47	0	6	6	97	3	0	0	0	9

(a) June 23, 2002—Selected by the San Jose Sharks in the 2002 NHL Entry Draft. Sixth Sharks pick, 217th overall, Seventh round.

(b) July 21, 2006—Signed by the Carolina Hurricanes as a free agent.


VS. NHL

CLUB	GP	G	A	PTS	PIM
ANA	—	—	—	—	—
ATL	4	0	1	1	0
BOS	1	0	0	0	5
BUF	4	0	0	0	22
CGY	1	0	0	0	7
CAR	—	—	—	—	—
CHI	2	0	0	0	6
COL	2	0	1	1	10
CBJ	—	—	—	—	—
DAL	1	0	0	0	0
DET	—	—	—	—	—
EDM	—	—	—	—	—
FLA	3	0	1	1	0
LA	—	—	—	—	—
MIN	1	0	0	0	7
MTL	1	0	0	0	0
NSH	—	—	—	—	—
NJ	5	0	0	0	7
NYI	3	0	0	0	12
NYR	3	0	0	0	5
OTT	3	0	0	0	7
PHI	2	0	0	0	2
PHX	—	—	—	—	—
PIT	2	0	0	0	2
SJ	—	—	—	—	—
STL	—	—	—	—	—
TB	3	0	0	0	5
TOR	—	—	—	—	—
VAN	—	—	—	—	—
WSH	6	0	3	3	0

PERSONAL

Tim and his wife, Sheena, welcomed their first child, a son named Gunnar, on April 2, 2009... The Conboys have a dog named Boomer and spend their summers in Lakeville, MN... Tim's community efforts include Minnesota Special Hockey and the Rosemount Youth Hockey Association... His younger brother, Drew, plays in the Montreal Canadiens' system... Tim's first youth hockey team was the "Purple People Eaters" of the Rosemount Youth Hockey Association... The player he emulated most growing up was Dino Ciccarelli and his favorite team was the Minnesota North Stars... Tim's favorite vacation spot is the Gulf Coast of Mississippi, his favorite band is Citizen Cope and his favorite movie is The Boondock Saints... His biggest talent outside of hockey is fishing... His favorite television show is The Office and his favorite book is Scar Tissue, the

autobiography of Anthony Kiedis... Tim enjoys watching football and his favorite team is the Minnesota Vikings... The person he would most like to meet from history is Abraham Lincoln and the current celebrity he would most like to meet is Andy Samberg... Tim's favorite website is tsn.ca and his favorite magazine is Bassmaster... He wears number 38 because it was assigned to him at training camp... He says his favorite thing about playing professional hockey is "being able to play the game I love"... His most common game-day habits are the pre-game meal and nap... The place in the Triangle he spends the most time besides his home and the rink is Beaver Creek in Apex... Tim's favorite road arena is Xcel Energy Center in Minnesota and his favorite road trip is to Florida.



2008-09 SEASON

Completed his second NHL season with Carolina... Established his NHL career high with 28 games played... Led current Carolina skaters in major penalties with five... The Hurricanes were 18-5-5 with Conboy in the lineup, and 31-9-7 all-time in games with Conboy in the lineup... Had six points (1g, 5a) and 127 penalty minutes in 39 games played for Albany prior to his final recall on 2/19, serving as the River Rats' team captain... Registered three hits vs. BUF (4/9)... Sparred with New York's Joel Rechlicz vs. NYI (4/7)... Fought with the Flames' James Vandermeer vs. CGY (3/6)... Sparred for the third consecutive game, receiving five minutes for

fighting Chris Stewart vs. COL (2/22)... Dropped the gloves with Steve Downie vs. TB (2/20)... Sparred with the Islanders' Tim Jackman at NYI (2/19)... Was recalled from Albany (AHL) for the second time on 2/19... Earned his only NHL point of the season with an assist on Whitney's second goal and was (+1) vs. WSH (12/7)... Made his NHL season debut vs. PHI (12/6), skating 13:43 of ice time and registering two penalty minutes... Was recalled from Albany 12/4... Was a healthy extra for one NHL game, as he spent the night with his wife, Sheena when she gave birth to the couple's first child, Gunnar (4/2).

2009 PLAYOFFS

Completed his first NHL playoff season with Carolina, skating in three games... Was assessed nine penalty minutes in Game 5 at BOS (5/10), including five minutes for fighting Mark Stuart... Made his NHL playoff debut in Game 1 at NJ

(4/15), registering three hits... Was a healthy extra for 15 playoff games (4/17-5/6; 5/12-5/26).

CAREER

Is in his seventh professional season... Signed a two-year contract with the Hurricanes on July 1, 2008... Earned six assists and totaled 97 penalty minutes in 47 career NHL games heading into this season... Had 55 points (16g, 39a) and 739 penalty minutes in 305 career American Hockey League (AHL) games... Spent two seasons at St. Cloud State University of the Western Collegiate Hockey Association (WCHA), notching eight goals and 17 assists (25 points) and 116 penalty minutes in 63 career college hockey games... **2000-01:** Had 14 points (5g, 9a) and 256 penalty minutes in 51 games with Rochester (USHL)... **2001-02:** Led Topeka (USHL) defensemen and ranked sixth on team with 26 points (5g, 21a) in 43 games... Led team and ranked third in league with 193 penalty minutes... **2002-03:** Posted 15 points (3g, 12a) in 31 games during his freshman season at St. Cloud State, helping the team earn an NCAA bid... Was tied for second among team defensemen in scoring (15 points) and second among blueliners in assists (12)... Scored team season-high three points in a single period (3rd), also a team season-high for defenseman points in a game vs. North Dakota (11/8)... **2003-04:** Set collegiate career highs for games played, goals (5) and penalty minutes (82)... Ranked first among St. Cloud skaters in penalties (37) and penalty minutes (82), and was second among Husky defensemen in goals (5)... Made his professional debut with Cleveland (AHL) during the Calder Cup Playoffs, posting three assists... Earned an assist in his professional playoff debut vs. Hamilton (4/29)... Was tied for first among Cleveland skaters in playoff power-play assists (3)... **2004-05:** Completed his first full professional season with Cleveland (AHL)... Led the Barons with a (+3) rating during the month of November... Scored his first professional goal vs. San Antonio (12/17)... Also earned an assist in the game for his first professional multi-point effort... Notched a goal and an assist at Utah (1/22)...

Led Cleveland in penalty minutes (39) during the month of January... Scored a goal while playing forward on April 13... **2005-06:** Posted AHL career highs in games played (78), goals (6), assists (14) and points (20) for Cleveland... Ranked third among Barons defensemen in goals (6) and fourth in points (20)... Was third on the team in penalty minutes (124)... **2006-07:** Spent the entire season with Albany, totaling three goals and seven assists (10 points) in 75 games for the River Rats... Ranked third among Albany skaters in penalty minutes (163)... **2007-08:** Split the season between Carolina and Albany, spending the final eight weeks of the NHL season with the Hurricanes before being reassigned to Albany on 4/9 to join the River Rats for the end of the regular season and the playoffs... Played in 19 games during his first NHL season, earning five assists and totaling 60 penalty minutes... Had four points (2g, 2a) in 52 regular-season games with Albany, and led the River Rats with 191 penalty minutes... Was named the Albany River Rats' "Man of the Year" for his outstanding contributions and community work in the Albany area... Was assessed 20 minutes in penalties following an altercation with Patrick Kaleta and Adam Mair at BUF (3/14)... Had his first NHL multi-point game with a pair of assists vs. WSH (2/23)... Made his NHL debut vs. COL (1/12), sparring with Scott Parker on his first NHL shift and earning his first NHL point with an assist on Keith Aucoin's goal... Was recalled to Carolina for the first time on 1/12... Played in his 100th career Albany game and registered his 500th career professional penalty minute vs. Portland (12/7)... Named one of Albany's assistant captains during training camp... Was a healthy extra on the NHL level for five games (3/28-4/4)... Played in one Calder Cup Playoff game for Albany, setting an Albany playoff record with 21 penalty minutes in Game 1 vs. Philadelphia (4/16)... Received an eight-game suspension from the AHL after the game.



JOE CORVO 77



Defenseman • Shoots Right

6'0" • 204 lbs.

6/20/77 • Oak Park, IL

Acquired: 2/11/08, Trade with OTT

2008-09 Team: Carolina

Drafted: Los Angeles 1997 (4-83-4)

HIGHLIGHTS

NHL FIRSTS:

Game: 12/14/02; 3-2 LA W vs. PIT

Point: 1/6/03; 3-2 LA W @ MIN (goal)

Goal: 1/6/03; 3-2 LA W @ MIN

Shootout Stats: 3 attempts; 1 goal (33%)
1 game-deciding goal

NHL HIGHS:

Goals: 3 (3/16/08; 5-1 CAR W vs. OTT)

Assists: 4 (10/26/06; 7-2 OTT W vs. TOR)

Points: 5 (10/26/06; 7-2 OTT W vs. TOR)

Penalty Min: 4-9x (Last: 2/28/07; 2-0 OTT W vs. CAR)

CAREER STATS

YEAR	TEAM	LEAGUE	REGULAR SEASON					PLAYOFFS				
			GP	G	A	TP	PIM	GP	G	A	TP	PIM
1995-96	W. Michigan	CCHA	41	5	25	30	38	—	—	—	—	—
1996-97	W. Michigan	CCHA	32	12	21	33	85	—	—	—	—	—
1997-98 (a)	W. Michigan	CCHA	32	5	12	17	93	—	—	—	—	—
1998-99	Springfield	AHL	50	5	15	20	32	—	—	—	—	—
	Hampton Roads	ECHL	5	0	0	0	15	4	0	1	1	0
2000-01	Lowell	AHL	77	10	23	33	31	4	3	1	4	0
2001-02	Manchester	AHL	80	13	37	50	30	5	0	5	5	0
2002-03	Los Angeles	NHL	50	5	7	12	14	—	—	—	—	—
	Manchester	AHL	26	8	18	26	8	3	0	0	0	0
2003-04	Los Angeles	NHL	72	8	17	25	36	—	—	—	—	—
2004-05	Chicago	AHL	23	7	7	14	14	18	4	5	9	12
2005-06	Los Angeles	NHL	81	14	26	40	38	—	—	—	—	—
2006-07 (b)	Ottawa	NHL	76	8	29	37	42	20	2	7	9	6
2007-08 (c)	Ottawa	NHL	51	6	21	27	18	—	—	—	—	—
	Carolina	NHL	23	7	14	21	8	—	—	—	—	—
2008-09	Carolina	NHL	81	14	24	38	18	18	2	5	7	4
Hurricanes Totals (2 Seasons)			104	21	38	59	26	18	2	5	7	4
NHL Totals (6 Seasons)			434	62	138	200	174	38	4	12	16	10

(a) June 22, 1997—Selected by the Los Angeles Kings in the 1997 NHL Entry Draft. Fourth Kings pick, 83rd overall, fourth round.

(b) July 1, 2006—Signed as a free agent by the Ottawa Senators.

(c) Feb. 11, 2008—Acquired by the Carolina Hurricanes along with Patrick Eaves in exchange for Cory Stillman and Mike Commodore.


VS. NHL

CLUB	GP	G	A	PTS	PIM
ANA	18	5	4	9	6
ATL	21	5	8	13	12
BOS	21	1	7	8	4
BUF	18	0	5	5	12
CGY	13	2	4	6	4
CAR	10	2	3	5	8
CHI	14	1	3	4	4
COL	13	1	1	2	4
CBJ	11	1	2	3	10
DAL	19	0	3	3	4
DET	11	2	6	8	2
EDM	13	3	2	5	10
FLA	18	2	10	12	6
LA	1	0	0	0	0
MIN	13	1	6	7	8
MTL	19	1	7	8	2
NSH	12	2	2	4	6
NJ	15	1	6	7	2
NYI	12	2	9	11	4
NYR	13	2	2	4	6
OTT	8	5	2	7	0
PHI	13	2	7	9	4
PHX	19	2	8	10	2
PIT	12	0	4	4	2
SJ	18	5	3	8	14
STL	13	2	2	4	8
TB	19	6	5	11	8
TOR	16	3	9	12	10
VAN	11	1	3	4	6
WSH	20	2	5	7	6

PERSONAL

Joe and his wife, Angela, have two sons, Cameron, 4, and Maddux, 3... They spend their summers in Chicago, where Joe trains at Johnny's Ice House... They have a miniature pincher named Lucky... Joe is involved with the Special Kids Network in Chicago... He was a Blackhawks fan as a kid and grew up emulating Chris Chelios... His first youth team was called the Oak Park Eagles... Joe was an outstanding baseball player and attended pro camps with the Chicago Cubs at Wrigley Field and the Chicago White Sox at Comiskey Park... His favorite vacation spot is Cabo, favorite movie is The Dark Knight, favorite television show is Family Guy and favorite video game is Tomb Raider... The person Joe would most like to

meet is Tiger Woods... He is a fan of the novels of Jeffery Deaver, including The Bone Collector... The most-played artist on his iPod is DJ Tiesto... His favorite food is pizza... He chose the number 77 because 7 was taken with the Hurricanes, but says 77 is his number permanently now... His most memorable goal was a double-overtime tally against Buffalo in Game 2 of the 2007 Eastern Conference Finals... His favorite aspect about playing professional hockey is "the hotels"... The place he most visits in the Triangle other than his home and the rink is Cold Stone Creamery... His favorite road city is Boston, favorite road arena is the Bell Centre and favorite team to play against is Montreal.



2008-09 SEASON

Completed his sixth NHL season and second with Carolina... Matched his career highs for goals (14) and games played (81)... Ranked first among NHL defensemen in game-winning goals (6)... Ranked tied for 11th among NHL blueliners in goals (14) and tied for 12th in power-play goals (8)... Ranked first among Hurricanes defensemen and eighth on the team in scoring with 38 points (14g, 24a)... Ranked second on the team in ice time per game (24:19) and fourth in power-play points (22)... Earned his 200th NHL point with an assist vs. NYR (4/2)... Played in his 100th game with the Hurricanes and assisted on both Carolina goals at NJ (3/28)... Matched his career high with his 14th goal of the season vs. WSH (3/21)... Earned a season-high three assists vs. NYI (3/20)... Netted the game-winning goal for the second consecutive game with a second-period goal vs. NYR (3/9)... Scored the game-winner and assisted on Ruutu's first goal at TB (3/7)... Scored two 5-on-3 power-play goals and was named first star vs. TB (2/20)... Was a season-high (+3) at NYI (2/19)... Blocked a season-high six shots at PHX (2/7)... Notched a power-play goal and assisted on Staal's goal at VAN (2/3)... Scored a power-play goal at OTT (1/13), his fifth goal in three games against

his former team since being acquired by Carolina... Earned an assist on the overtime game-winner and was (+2) in a team-high 27:26 of ice time at MTL (12/21)... Was the first defenseman in franchise history to score game-winning goals in consecutive games when he had game-winners vs. MTL (12/16) and FLA (12/18)... Scored the game winning goal for the second consecutive game, beating Vokoun with 44 seconds left in overtime, and also earned an assist vs. FLA (12/18)... Netted the game-winning goal, skated a game-high 30:50 of ice time and was named first star vs. MTL (12/16)... Netted the game-winning goal and assisted on Seidenberg's goal vs. OTT (11/7)... Netted his first goal of the season vs. DET (10/13)... Games missed due to injury: 1 (flu: 4/7)... **Longest goal streak:** 2 games (12/16-12/18: 2g, 1a; 3/7-3/9: 2g, 1a)... **Longest assist streak:** 3 games (11/4-11/7: 1g, 3a; 11/4-11/7: 1g, 3a; 3/25-4/2: 0g, 4a)... **Longest point streak:** 4 games (11/2-11/7: 2g, 3a; 12/16-12/21: 2, 3a)... **Multi-goal games:** 1 (2/20 vs. TB: 2g, 0a)... **Multi-assist games:** 2 (last: 3/28 at NJ: 0g, 2a)... **Multi-point games:** 7 (last: 3/28 at NJ: 0g, 2a).

2009 PLAYOFFS

Completed his second NHL playoff season and first with Carolina, playing in all 18 of the Hurricanes' playoff games... Ranked second among Hurricanes skaters in ice time per game in the playoffs (25:27)... Scored his second goal of the playoffs in Game 1 at PIT (5/18)... Netted his first goal of the playoffs – the game-winning goal – and assisted on

Staal's goal in Game 2 at BOS (5/3)... Skated a game-high 28:41 of ice time in Game 5 at NJ (4/23)... Had the lone helper on LaRose's goal in Game 4 vs. NJ (4/21)... Earned the only assist on Gleason's overtime game-winner in Game 2 at NJ (4/17)... Made his Hurricanes playoff debut at NJ (4/15)

CAREER

Is in his seventh NHL season and third with the Hurricanes... Acquired along with Patrick Eaves on Feb. 11, 2008, in exchange for Cory Stillman and Mike Commodore... Represented the United States at the IIHF World Championships in 2003 and 2005... Also represented the U.S. at the 1997 World Junior Championship and was named the tournament's Most Outstanding Defenseman while helping to lead the U.S. to a silver medal... **1995-1998:** Completed a three-year career with Western Michigan of the Central Collegiate Hockey Association (CCHA)... Totaled 22 goals and 58 assists (80 points) in 105 career college hockey games... **1998-99:** Made his professional debut with Springfield of the American Hockey League (AHL), skating in 50 games... **1999-00:** Did not play due to a contract dispute... **2000-01:** Was third among Lowell (AHL) defensemen in scoring with 33 points and tied for first among Lock Monsters blueliners with 10 goals... Was tied for first overall on the team in playoff goals (3)... **2001-02:** Finished second overall in scoring for Manchester (AHL) with 50 points (13g, 37a)... Led all Monarchs defensemen in goals (13), assists (37) and points (50)... **2002-03:** Began the season with Manchester (AHL) and led all Monarchs defensemen in scoring (25 points) at the time of his first NHL recall (12/13)... Made his NHL debut with Los Angeles vs. PIT (12/14)... Scored his first NHL goal with a power-play tally at MIN (1/6)... Led all NHL rookie defensemen with five goals... Represented Manchester at the AHL All-Star Game, scoring two goals for Team PlanetUSA... **2003-04:** Completed his first full NHL season with Los Angeles and ranked tied for first among Kings defensemen in goals (8)... Three of his eight goals were game-winners, including his first career overtime goal at ANA (1/28)... Played his 100th NHL game at NJ (2/15)... **2004-05:** Spent part of the season with Chicago (AHL), earning 14 points in 23 games to lead all Wolves defensemen in scoring... Played in all 18 playoff games for Chicago as the Wolves advanced to the Calder Cup Finals before falling to Philadelphia... Had four goals and five assists (9 points) in the playoffs to lead all Wolves defensemen in scoring... **2005-06:** Established a career high in goals (14) and led all Kings defensemen in plus/

minus (+15)... Beat Detroit's Jimmy Howard on his first career penalty shot (11/28)... **2006-07:** Set a then-career high in assists (29) in his first season with the Ottawa Senators... Earned his 100th career NHL point at BUF (2/7)... Set single-game career highs in assists (4) and points (5) in a 7-2 Senators win vs. TOR (10/26)... His five points set an Ottawa team record for points in a game by a defenseman... Had five multi-point games... Missed five games due to injury and one game with food poisoning... Totaled two goals and seven assists (9 points) in 20 games as Ottawa captured the Eastern Conference title before falling to Anaheim in the Stanley Cup Finals... Made his Stanley Cup Playoff debut in Game 1 of the Eastern Conference Quarterfinals vs. PIT (4/11), recording two assists... Scored his first career playoff goal in Game 1 of the Eastern Conference Semifinals at NJ (4/26)... Tallied the game-winning goal in double-overtime of Game 2 of the Eastern Conference Finals at BUF (5/12)... **2007-08:** Established career highs in assists (35) and points (48), splitting the season between Ottawa and Carolina... Led all Hurricanes defensemen in goals (13), assists (35) and points (48) and was tied for the overall team lead in plus/minus (+17)... Ranked tied for seventh among NHL defensemen in goals (13), 13th in assists (35), 12th in points (48), tied for seventh in game-winning goals (3) and 11th in power-play points (28)... Led the Hurricanes and was tied for 13th among NHL defensemen in plus/minus (+17)... Had 21 points (7g, 14a) in 23 games with Carolina after being acquired from Ottawa on 2/11... Earned his first career hat trick with three tallies in his first game against his former team vs. OTT (3/16)... It was the third hat trick by a defenseman in franchise history and the first since Sandis Ozolinsh tallied three at Chicago on 3/4/01... Scored his first goal in a Hurricanes sweater and earned a pair of assists vs. WSH (2/23)... Made his Hurricanes debut and earned an assist on Samsonov's game-winning goal at BOS (2/12)... Acquired from Ottawa along with Patrick Eaves in exchange for Mike Commodore and Cory Stillman (2/11)... Recorded his 100th career assist vs. MTL (2/9)... Fired a career-high nine shots on net at WSH (1/1).



MATT CULLEN 8



Center • Shoots Left

6'1" • 200 lbs.

11/2/76 • Virginia, MN

Acquired: 7/17/07, Trade with NYR

2008-09 Team: Carolina

Drafted: Anaheim 1996 (2-35-2)

HIGHLIGHTS

NHL FIRSTS:

Game: 10/28/97; 2-2 ANA T at TOR

Point: 11/2/97; 4-3 ANA L @ DET (assist)

Goal: 1/21/98; 8-3 ANA W vs. FLA

Shootout Stats: 25 attempts, 11 goals (44%),
4 game-deciding goals

NHL HIGHS:

Goals: 3 (2/22/09; 5-2 CAR W vs. COL)

Assists: 4 (12/15/02; 5-0 ANA W vs. PIT)

Points: 4-2x (Last: 12/15/02; 5-0 ANA W vs. PIT)

Penalty Min: 6-2x (Last: 3/8/03; 4-0 FLA L vs. BUF)

CAREER STATS

YEAR	TEAM	LEAGUE	REGULAR SEASON					PLAYOFFS				
			GP	G	A	TP	PIM	GP	G	A	TP	PIM
1995-96	St. Cloud State	WCHA	39	12	29	41	28	—	—	—	—	—
1996-97 (a)	St. Cloud State	WCHA	36	15	30	45	70	—	—	—	—	—
1997-98	Baltimore	AHL	6	3	3	6	7	3	0	2	2	0
1997-98	Anaheim	NHL	61	6	21	27	23	—	—	—	—	—
	Cincinnati	AHL	18	15	12	27	2	—	—	—	—	—
1998-99	Anaheim	NHL	75	11	14	25	47	4	0	0	0	0
	Cincinnati	AHL	3	1	2	3	8	—	—	—	—	—
1999-00	Anaheim	NHL	80	13	26	39	24	—	—	—	—	—
2000-01	Anaheim	NHL	82	10	30	40	38	—	—	—	—	—
2001-02	Anaheim	NHL	79	18	30	48	24	—	—	—	—	—
2002-03 (b)	Anaheim	NHL	50	7	14	21	12	—	—	—	—	—
	Florida	NHL	30	6	6	12	22	—	—	—	—	—
2003-04	Florida	NHL	56	6	13	19	24	—	—	—	—	—
2004-05	Cortina	Italy	36	27	33	60	64	18	8	14	22	32
2005-06 (c)	Carolina	NHL	78	25	24	49	40	25	4	14	18	12
2006-07 (d)	NY Rangers	NHL	80	16	25	41	52	10	1	3	4	6
2007-08 (e)	Carolina	NHL	59	13	36	49	32	—	—	—	—	—
2008-09	Carolina	NHL	69	22	21	43	20	18	3	3	6	14
Hurricanes Totals (3 Seasons)			206	60	81	141	92	43	7	17	24	26
NHL Totals (11 Seasons)			799	153	260	413	358	57	8	20	28	32

(a) June 22, 1996—Selected by Anaheim in the 1996 NHL Entry Draft. Second Ducks pick, 35th overall, second round.

(b) Jan. 30, 2003—Traded to the Florida Panthers along with Pavel Trnka and Anaheim's fourth-round pick (James Pemberton) in 2003 Entry Draft for Sandis Ozolinsh and Lance Ward.

(c) Aug. 5, 2004—Signed as a free agent by the Carolina Hurricanes.

(d) July 1, 2006—Signed as a free agent by the New York Rangers.

(e) July 17, 2007—Traded to the Carolina Hurricanes by the New York Rangers in exchange for Andrew Hutchinson, Joe Barnes and a third-round pick in the 2008 NHL Entry Draft.


PERSONAL

Matt and his wife, Bridget, have two sons, Brooks (3) and Wyatt (1)... The Cullens spend their off-seasons in Fargo, ND and have two dogs, Buddy and Lucy... Matt enjoys golf and wiffle ball during the summer... He has his own charity organization, Cully's Kids, which provides financial resources to organizations that support children's healthcare needs... Cully's Kids Celebrity Weekend is held in Fargo each July and includes a golf tournament and poker tournament... Matt's first youth team was the Moorhead Squirt Orange and his favorite team was the Minnesota North Stars... His favorite movie is The Natural, favorite TV show is SportsCenter and favorite book is "Into the Wild"... The most-played song on his iPod is "Rise" by Eddie Vedder... Matt's most prized possession is his

Stanley Cup ring... Matt says if he wasn't playing professional hockey, he would be trying to play baseball somewhere... The person he would most like to meet is Muhammad Ali... He wears the number 8 because number 9 was unavailable with the Hurricanes franchise... His most memorable goal was the game-winner in Game 5 of the Eastern Conference Quarterfinals against Montreal... His favorite former teammate not currently with the Hurricanes is Doug Weight... He says the actor who would play him in a movie is Jason Lee... His favorite place to visit in the Triangle is Nina's... Matt's favorite road arena is the Xcel Energy Center in Minnesota and favorite city is Chicago.

VS. NHL

CLUB	GP	G	A	PTS	PIM
ANA	6	2	1	3	0
ATL	30	4	13	17	10
BOS	26	10	6	16	2
BUF	29	0	7	7	20
CGY	24	2	13	15	2
CAR	18	1	7	8	12
CHI	27	6	10	16	20
COL	25	7	7	14	6
CBJ	14	3	4	7	0
DAL	32	10	9	19	4
DET	25	3	5	8	14
EDM	26	5	4	9	8
FLA	32	6	12	18	8
LA	32	5	14	19	16
MIN	15	2	3	5	4
MTL	28	11	11	22	16
NSH	20	5	6	11	14
NJ	28	2	6	8	14
NYI	25	7	11	18	10
NYR	23	3	9	12	16
OTT	27	5	7	12	16
PHI	34	11	12	23	20
PHX	32	4	15	19	12
PIT	31	9	14	23	20
SJ	32	9	7	16	16
STL	28	3	5	8	24
TB	42	6	13	19	22
TOR	26	4	9	13	14
VAN	24	0	5	5	4
WSH	38	8	15	23	14



2008-09 SEASON

Completed his 11th NHL season and third with Carolina... Reached the 20-goal mark for the second time in his career, each of which have come in a Hurricanes sweater... Led the team in shooting percentage (15.8%), ranked fourth on the team in goals (22) and was tied for third among Hurricanes skaters in plus/minus (+11)... Was part of the scoring play on five of the Hurricanes' eight shorthanded goals, leading the team in shorthanded goals (2-tied), assists (3) and points (5)... Missed the last eight games of the season with a lower-body injury... Had assists in seven of his last 10 games played (3/3-3/21: 3g, 9a)... Had 30 points in his last 30 games played (1/15-3/21: 13g, 17a)... Was 0-for-5 in the shootout and is 11-for-25 (44.0%) in his career... Scored two goals and earned an assist vs. NYI (3/20) for his third three-point effort of the season... Played in his 200th game with the Hurricanes and assisted on Corvo's game-winning goal vs. NYR (3/9)... Had his second consecutive multi-assist game with two helpers vs. CGY (3/6)... Scored a shorthanded goal and earned a pair of assists at WSH (3/3)... Earned his first career NHL hat trick with three goals and was (+3) vs. COL (2/22)... The second goal marked his 400th career NHL point... Had a goal and an assist at PHX (2/7) for his fourth multi-point effort in five games... Beat Nabokov on a penalty shot

for his first career penalty-shot goal at SJ (2/5)... Earned his second consecutive multi-point effort with a shorthanded goal and an assist on Whitney's goal vs. ATL (1/31)... Scored his 11th goal of the season and assisted on LaRose's shorthanded tally vs. TB (1/29)... Earned his second multi-point game of the season with a goal and an assist vs. TOR (1/15)... Extended his point streak to four games with a goal vs. PIT (12/4)... Assisted Samsonov's overtime game-winner at PHI (11/28)... Assisted on the Hurricanes' lone goal vs. PHI (11/26)... Earned his first multi-point game of the season with a goal and an assist vs. NSH (11/23)... Returned to action vs. WSH (11/12) after missing five games with a leg injury... Netted his fourth goal of the season and blocked three shots at MTL (10/28)... His goal at TB (10/11) marked his 100th point with the Hurricanes... Games missed due to injury: 13 (leg: 11/2-11/9; lower body: 3/23-4/11)... **Longest goal streak:** 2 games (10/10-10/11: 2g, 0a; 11/30-12/4: 2g, 0a; 1/29-1/31: 2g, 2a; 2/5-2/7: 2g, 2a; 2/17-2/19: 2g, 0a)... **Longest assist streak:** 5 games (1/29-2/7: 4g, 5a)... **Longest point streak:** 5 games (1/29-2/7: 4g, 5a)... **Multi-goal games:** 2 (last: 3/20 vs. NYI: 2g, 1a)... **Multi-assist games:** 2 (last: 3/6 vs. CGY: 0g, 2a)... **Multi-point games:** 10 (3/20 vs. NYI: 2g, 1a).

2009 PLAYOFFS

Completed his fourth NHL playoff season and second with Carolina, skating in all 18 of the Hurricanes' postseason contests... Tallied his third goal of the playoffs in Game 3 vs. PIT (5/23)... Netted his second goal of the playoffs in Game 6 at

BOS (5/12)... Scored Carolina's first shorthanded goal of the postseason in Game 2 at BOS (5/3)... Assisted on Ruutu's goal in Game 7 at NJ (4/28)... Assisted on Whitney's goal in Game 1 at NJ (4/15).

CAREER

Is in his 12th NHL season and fourth with the Hurricanes... Is in the final year of a four-year contract... **1993-95:** Was named AP High School Player of the Year in 1995, scoring 89 points (47g, 42a) in 28 games... Also named to the Minnesota All-State Teams in 1993-95... Participated in the U.S. Olympic Festival in 1995, playing in all four games and scoring 0-2-2... **1995-96:** Was named to the WCHA All-Rookie Team... Led the team in scoring that season with 41 points (12g, 29a) in 39 games... Scored five points in his first collegiate game... Was selected to play for the 1996 U.S. National Team, which competed in the World Junior Hockey Championships... Scored four points (3g, 1a) in the tournament... **1996-97:** Was selected a first-team WCHA All-Star and named to the WCHA All-Academic Team while playing for St. Cloud State... Ranked seventh in the league in scoring with 45 points (15g, 30a)... His points and assists totals also led the team... Led the team in game-winning goals (5) and shorthanded goals (3)... Recorded his first collegiate hat trick vs. Minnesota-Duluth (11/8)... Signed an entry level contract with Anaheim on April 4, 1997, and was assigned to Baltimore (AHL)... Recorded an assist in his first game as a professional with the Bandits (4/4 vs. St. John's)... **1997-98:** Among NHL rookie leaders, ranked tied for eighth in points (27) and fourth in assists (21)... Ranked sixth on Anaheim in scoring and fourth in assists despite playing in only 61 games... His 21 assists equaled club record for assists by a rookie (Kariya, 1994-95)... His 27 points were the second most by a rookie in club history (Kariya, 39 points in 1994-95)... Scored his first NHL goal vs. FLA

(1/21) (Weekes)... Notched first career multi-point game with two assists vs. SJ (11/10)... Recorded first NHL point with an assist on Teemu Selanne's goal at DET (11/2)... Made NHL debut at TOR (10/28)... Set a Cincinnati (AHL) club record with an eight-game goal streak (1/6 - 2/14)... All eight games were also multi-point efforts (12g, 7a)... Was named PlanetUSA MVP of the AHL All-Star game, scoring two goals in the contest... Was named AHL Rookie of the Month for January with 17 points (11g, 6a) and a (+10) rating in seven games... Competed at the 1998 World Championships in Switzerland for the U.S... Tied for second on the team in scoring with three points (2g, 1a) in six games... **1998-99:** Appeared in his 100th NHL game vs. COL (1/27)... Made his NHL playoff debut at DET (4/21) in Game 1 of the Western Conference Quarterfinals... Played with Team USA at the World Championships in Norway at the end of the season, scoring seven points (1g, 6a) in six games, good for second on the team... **1999-00:** Played in his 200th NHL game at SJ (2/29)... Set single-game career highs for points, assists and plus/minus with four points (1g, 3a) and a (+4) rating at WSH (10/19)... **2000-01:** Set then-career-highs in games played (82) and assists (30)... Recorded an assist (100th NHL point) at CGY (10/29)... **2001-02:** Led Anaheim in assists (30), ranking second in points (48) and third in goals (18)... His goal and point totals set then-career-highs, while his assist total tied a career-high... Had his first three NHL multi-goal games (all two-goal games)... Won 11-of-12 faceoffs vs. CAR (2/8), setting a single-game Anaheim club record for faceoff percentage in a game among

CAREER CONTINUED

players with at least 10 draws at 91 percent... **2002-03:** Tallied 33 points (13g, 20a) with 34 penalty minutes in 80 games, splitting the season between Anaheim and Florida... Scored first three points as a Panther with a goal and two assists at PIT (2/6), including his 200th career NHL point (assist)... Posted four assists in a game vs. PIT (12/15), setting career-high for assists in a game and tying career single-game mark for points... Tallied two points (1g, 1a) in six games with Team USA at the 2003 World Championships in Finland... **2003-04:** Tallied 19 points (6g, 13a) and 24 penalty minutes in 56 games... Played in his 500th NHL game vs. TB (3/6)... Missed 23 games due to injury (sports hernia: 10/15-11/29)... **2004-05:** Played in 36 regular-season games with Cortina of the Italian league, scoring a league-leading 27 goals and ranking second in the league with 60 points... His 33 regular-season assists ranked tied for second in the league... In Cortina's 18-game playoff run, Cullen scored eight goals and earned 14 assists (22 points) as Cortina fell in the league championship series to Milan... **2005-06:** Established career-highs in goals (25) and points (49), skating in 78 games for Carolina... Ranked sixth on the team in goals (25) and third on the team in shots (214)... Was named "fan favorite" by the Hurricanes Booster Club... Carolina was 17-1-4 when he scored a goal... Registered his 100th career NHL goal and earned an assist at ATL (4/1)... Was a member of the "taxi squad" for the U.S. Olympic team at the 2006 Winter Olympic Games... Missed four games with a fractured jaw after being placed on injured reserve on Jan. 28... Posted a six-game point-scoring streak from 1/17-1/26, tallying five goals and three assists over the span... Reached the 20-goal mark for the first time in his career with the game-winner at ATL (1/26)... Posted a career-high, four-game goal-scoring streak from 10/22-10/28, notching five goals over the span... Skated in 25 postseason contests, notching four goals and 14 assists for 18 points, helping the Carolina Hurricanes capture the Stanley Cup... Was tied for third among Hurricanes and tied for sixth in the NHL in playoff scoring with 18 points (four goals and 14 assists)... Ranked third on the team and fourth in the NHL in playoff assists (14)... Earned a pair of assists in Game 7 of the Stanley

Cup Finals vs. EDM (6/19)... Scored his first career playoff goal in Game 1 of the Conference Quarterfinals vs. MTL (4/22)... **2006-07:** Skated in 80 games with the Rangers, registering 16 goals and 25 assists for 41 points, along with 52 penalty minutes... Established career-highs in shorthanded goals (3), penalty minutes (52) and shots on goal (217)... Led the team and tied for fifth in the NHL with five shorthanded points... Tied for first on the team and tied for 10th in the league with three shorthanded goals... Tied for second on the team and tied for 13th in the league with two shootout game-deciding goals... Tied for 14th among NHL centers with a 54.6 faceoff percentage... The Rangers posted a 22-7-2 record when he registered a point... Registered his 200th career assist vs. PHI (3/22)... Tallied two goals, including the game-winner, at MTL (1/6)... The second goal marked his 300th career NHL point... Missed two games due to a sprained knee that was suffered at TOR (12/16)... Played his 600th career NHL game vs. FLA (10/25)... Tallied a goal, his first as a Ranger, at PHI (10/7)... **2007-08:** Ranked tied for second on the team in assists (36), despite missing 23 games over the course of the season due to a head injury... Was third on the team in power-play goals (8) and fourth on the team in power-play assists (15) and power-play points (23)... Established a career high in assists (36) and matched his career-high in points (49)... Was 2-for-3 in the shootout... Assisted on Walker's shorthanded goal before leaving the game after a hit by Colton Orr resulted in a broken nose at NYR (12/26)... Matched his season high with three assists at MTL (12/8)... Played his 700th NHL game at TB (12/6)... Had three points – all on the power play – with a goal and two assists vs. PHI (11/21), his 100th game with the Hurricanes... Assisted on Whitney's goal vs. TB (11/8) to match Brind'Amour's Hurricanes record (since relocation in 1997-98) by earning an assist in his eighth consecutive game... Earned three assists at NYI (10/27)... Scored the game-winning goal at MTL (10/13)... Earned his first points since returning to the Hurricanes with a goal and two assists and was named first star at TOR (10/9).

SHOOTOUT GOALS

Matt Cullen has scored more shootout goals in a Carolina uniform than any other Hurricane since the shootout was instituted as a tie-breaking procedure in 2005. Here is a summary of his eight shootout goals with Carolina:

Goal #	Date	Opponent	Goaltender	Game Deciding Goal	Game Result
1	Nov. 25, 2005	Toronto	Mikael Tellqvist	No	Carolina 4, Toronto 3 (SO)
2	Dec. 2, 2005	at Dallas	Johan Hedberg	No	Dallas 5, Carolina 4 (SO)
3	Jan. 17, 2006	at Philadelphia	Antero Niittymaki	No	Carolina 4, Philadelphia 3 (SO)
4	Feb. 10, 2006	vs. Buffalo	Ryan Miller	No	Carolina 4, Buffalo 3 (SO)
5	April 5, 2006	at Washington	Brent Johnson	Yes	Carolina 4, Washington 3 (SO)
6	April 14, 2006	Tampa Bay	Sean Burke	Yes	Carolina 5, Tampa Bay 4 (SO)
7	Oct. 19, 2007	at Pittsburgh	Dany Sabourin	No	Pittsburgh 4, Carolina 3 (SO)
8	Dec. 15, 2007	at Philadelphia	Martin Biron	No	Carolina 6, Philadelphia 5 (SO)





TIM GLEASON 6



Defenseman • Shoots Left

Acquired: 9/29/06, Trade with LA

6'0" • 217 lbs.

2008-09 Team: Carolina

1/29/83 • Clawson, MI

Drafted: Ottawa 2001 (2-23-1)

HIGHLIGHTS

NHL FIRSTS:

Game: 10/9/03; 3-2 LA L @ DET

Point: 10/12/03; 4-2 LA W @ CHI (assist)

Goal: 2/8/06; 7-4 LA L @ CBJ

NHL HIGHS:

Goals: 1-7x (Last: 3/8/08; 4-3 CAR OT W vs. BUF)

Assists: 3 (10/10/08; 6-4 CAR W vs. FLA)

Points: 3 (10/10/08; 6-4 CAR W vs. FLA)

Penalty Min: 12-2x (Last: 1/29/08; 3-1 CAR W vs. NYR)

CAREER STATS

YEAR	TEAM	LEAGUE	REGULAR SEASON					PLAYOFFS				
			GP	G	A	TP	PIM	GP	G	A	TP	PIM
1999-00	Windsor	OHL	55	5	13	18	101	12	2	4	6	14
2000-01	Windsor	OHL	47	8	28	36	124	9	1	2	3	23
2001-02 (a)	Windsor	OHL	67	17	42	59	109	16	7	13	20	40
2002-03 (b)	Windsor	OHL	45	7	31	38	75	7	5	2	7	17
2003-04	Los Angeles	NHL	47	0	7	7	21	—	—	—	—	—
	Manchester	AHL	22	0	8	8	19	6	0	1	1	4
2004-05	Manchester	AHL	67	10	14	24	112	5	0	0	0	4
2005-06	Los Angeles	NHL	78	2	19	21	77	—	—	—	—	—
2006-07 (c)	Carolina	NHL	57	2	4	6	57	—	—	—	—	—
2007-08	Carolina	NHL	80	3	16	19	84	—	—	—	—	—
2008-09	Carolina	NHL	70	0	12	12	68	18	1	4	5	32
Hurricanes Totals (3 Seasons)			207	5	32	37	209	18	1	4	5	32
NHL Totals (5 Seasons)			332	7	58	65	307	18	1	4	5	32

(a) June 23, 2001—Selected by the Ottawa Senators in the 2001 NHL Entry Draft. Second Senators pick, 23rd overall, first round.

(b) March 11, 2003—Traded by Ottawa to Los Angeles along with future considerations in exchange for Bryan Smolinski.

(c) Sept. 29, 2006—Traded by Los Angeles to Carolina along with Eric Belanger in exchange for Oleg Tverdokovsky and the rights to Jack Johnson.


VS. NHL

CLUB	GP	G	A	PTS	PIM
ANA	10	1	0	1	4
ATL	20	0	5	5	8
BOS	12	0	0	0	14
BUF	12	1	1	2	4
CGY	8	0	3	3	4
CAR	2	0	1	1	0
CHI	8	0	2	2	11
COL	10	0	3	3	2
CBJ	7	1	2	3	9
DAL	14	0	2	2	6
DET	8	0	2	2	19
EDM	7	1	4	5	5
FLA	19	0	3	3	24
LA	2	0	0	0	0
MIN	8	0	2	2	12
MTL	13	0	2	2	6
NSH	8	0	2	2	12
NJ	13	2	2	4	2
NYI	12	0	3	3	14
NYR	11	0	1	1	22
OTT	12	0	2	2	13
PHI	8	0	1	1	16
PHX	14	0	2	2	11
PIT	9	0	2	2	11
SJ	14	0	2	2	11
STL	7	0	0	0	5
TB	22	0	3	3	15
TOR	13	1	1	2	8
VAN	9	0	1	1	11
WSH	20	0	4	4	28

PERSONAL

Tim has a girlfriend and spends his summers in Clarkston, MI... He enjoys jet skiing and golf in the off-season, and took part in the United States Olympic orientation camp in August... His favorite hockey team growing up was Detroit and his favorite player was Steve Yzerman... His first youth team was Little Caesars in Michigan... Tim is involved with charities supporting cancer research and women's hockey and also works with a foundation that supports veterans wounded in battle... His favorite movie is Braveheart, favorite television show is Rescue Me, favorite magazine is Maxim and favorite books are James Patterson books... The most-played song on his iPod is "People are Crazy" by Billy Currington... Tim's most prized possession is a Wayne Gretzky autographed stick... His favorite food is sushi and favorite Web sites are Hotmail.com, YouTube.com and hockeyfights.com... The

person from history he would most like to meet is George Washington and the current celebrity he would most like to meet is Megan Fox... His favorite holiday is Christmas and favorite vacation spot is Cabo... He wears number 6 because it was his number in junior hockey... Tim speaks Spanish and likes to watch movies and play cards to kill time on the road... His game-day ritual includes going for a walk and reading the newspaper... Tim hopes to own a restaurant when his hockey career is over... His favorite athlete outside of hockey is Brett Favre... His all-time favorite former teammate is Mattias Norstrom and his favorite thing about playing pro hockey is doing what he always dreamed of doing... His favorite road arena is the Bell Centre, favorite road city is Montreal and favorite team to play against is Detroit... Tim's favorite thing to do in the Triangle is go to North Hills.



2008-09 SEASON

Completed his fifth NHL season and third with Carolina... Ranked first among Hurricanes defensemen and 16th among NHL defensemen with 171 hits... Was second on the team in blocked shots (133) and third on the team in penalty minutes (68)... Ranked first among Hurricanes skaters in shorthanded ice time (195 min., 2:47 per game)... Earned the primary assist on Babchuk's overtime, game-winning goal vs. PIT (4/4)... Played his 200th game with the Hurricanes and registered six hits at FLA (3/23)... Returned to action after missing two games, earning an assist at NYI (2/19)... Assisted on Staal's game-winning goal vs. TB (1/29)... Played his 300th NHL game at PIT (1/20)... Registered four hits and four blocked shots vs.

NJ (1/6), earning second star honors... Sparred with Gregory Campbell vs. FLA (12/18)... Earned an assist at NYR (12/13) in his return to action after missing eight games due to a leg injury... Assisted on Corvo's game-winning goal vs. OTT (11/7)... Assisted on a power-play goal and skated a team-high 29:25 of ice time at MTL (10/28)... Earned a career-high three assists vs. FLA (10/10)... Games missed due to injury: 12 (leg: 11/24-12/11; lower body: 1/10-1/13; upper body: 2/15-2/17)... **Multi-assist games:** 1 (10/10 vs. FLA: 0g, 3a)... **Multi-point games:** 1 (10/10 vs. FLA: 0g, 3a).

2009 PLAYOFFS

Participated in his first NHL playoff season, skating in all 18 postseason contests for Carolina... Ranked tied for ninth in the NHL in blocked shots (34) and hits (59)... Ranked first on the team in penalty minutes in the postseason (32)... Sparred with Kristopher Letang in Game 2 at PIT (5/21)... Earned assists on Jokinen's tying goal with 1:20 left and Staal's winning goal with 0:32 left in Game 7 at NJ (4/28), marking

his first multi-point playoff game... Assisted on Staal's second goal, blocked four shots and totaled 15 penalty minutes for a bout with David Clarkson in Game 6 vs. NJ (4/26)... Registered eight hits in Game 4 vs. NJ (4/21)... Scored his first career playoff goal with the overtime game-winner in Game 2 at NJ (4/17)... Made his NHL playoff debut, blocking four shots and registering three hits in Game 1 at NJ (4/15).

CAREER

Is in his sixth NHL season and fourth with Carolina... Signed a four-year contract with the Hurricanes on June 19, 2008... Represented the United States at the 2008 IIHF World Championship in Canada... Also played for the United States at the 2003 World Junior Championship (limited to one game because of a foot injury) and the 2001 World Junior Championship (7 games played, 1 assist)... **1999-00:** Was selected as a member of the OHL All-Rookie Second Team after tallying 18 points (5g, 13a) and 101 penalty minutes in 55 games with Windsor of the Ontario Hockey League (OHL)... Led all Windsor defensemen with six points (2g, 4a) in 12 playoff games... **2000-01:** Served as alternate captain for Windsor and led all club blue-liners in team scoring... Named Windsor's Most Outstanding Defenseman... Was teammates with Jason Spezza, Ottawa's first-round choice in the 2001 NHL Entry Draft... **2001-02:** Led all club defensemen and finished second overall in team scoring... His 42 assists also ranked second on the team and he led the club with 67 games played... Finished third on the club in playoff scoring with 20 points (7g, 13a) in 16 post-season contests... **2002-03:** Led all Windsor defensemen in scoring and captained his team... Skated for the Western Conference at the 2002 OHL All-Star Game... Co-led the club in playoff goals with five in seven post-season games... Completed his junior hockey career with 151 points (37g, 114a) and 409 penalty minutes in 214 regular season games over four seasons... **2003-04:** Made his NHL debut (at age 20) with the Kings at DET (10/9)... Played in the Kings' first 20 games of the season and picked up his first career point (an assist) in his third NHL game at CHI (10/12)... Finished the season with seven points (0g, 7a) in 47 games with the Kings... Also collected eight points (0g, 8a) in 22 games with the Manchester Monarchs of the American Hockey League (AHL)... **2004-05:** Finished second in scoring among Manchester (AHL) defensemen with 24 points (10g, 14a) in 67 games... Led all Monarchs defensemen in goals with 10... Three of his 10 goals were game-winners including one overtime game-winner... Was a (+17) for the season... **2005-06:** Completed his first full NHL season, playing in a career-high 78

games for the Los Angeles Kings... Finished second among Kings skaters with 141 hits and third on the team with 117 blocked shots... Also established career highs in assists (19) and points (21)... Finished the season with an even or better rating in each of his last 10 games... Netted his second NHL goal at ANA (4/4)... Scored his first career goal in his 103rd NHL game at CBJ (2/8) and was (+3) in the contest... Appeared in his 100th Kings/NHL game vs. EDM (1/26)... Had a four-game assist streak (0g, 4a) from 11/13-11/19... Had six points (0g, 6a) and a (+5) rating in 12 October games... Had a four-game assist streak (0g, 4a) from 10/6-10/13... **2006-07:** Ranked fifth on the team in blocked shots (80) and third among Hurricanes defensemen in hits (113)... Left the game at FLA (4/1) with a broken hand... Found the net for the second consecutive game and earned an assist for his first multi-point game of the season vs. NJ (3/17)... Beat Martin Brodeur for his first goal with the Hurricanes vs. NJ (3/15)... Suffered a broken right foot when he blocked a shot vs. FLA (12/23)... Had seven penalty minutes at PHI (12/19), including his first fight in a Carolina uniform when he sparred with the Flyers' Ben Eager... Returned to action after missing nine games with an upper-body injury, earning an assist on Whitney's goal vs. DAL (11/18)... Assisted on Ladd's power-play goal at WSH (10/7) for his first point with Carolina... Made his Hurricanes debut, blocking five shots in 26:51 of ice time vs. BUF (10/4)... Missed 25 total games due to injury... **2007-08:** Earned career highs in games played (80), goals (3), penalty minutes (84) and plus/minus (+5)... Ranked first among Hurricanes defensemen and tied for 21st among NHL defensemen in hits (151)... Was third among Carolina defensemen in blocked shots (107)... Earned two assists for the first time in his NHL career vs. ATL (3/28)... Scored his third goal of the season vs. BUF (3/8)... Scored a goal, assisted on Walker's goal and was (+2) vs. TOR (1/31)... Netted his first goal of the season, assisted on Staal's first goal of the game and was a season-high (+5) vs. EDM (1/18)... Played his 100th Hurricanes game at ATL (1/4)... Earned the primary assist on Staal's first goal for his first point of the season vs. PIT (10/5).



JUSSI JOKINEN 36



Forward • Shoots Left

5'11" • 198 lbs.

4/1/83 • Kalajoki, Finland

Acquired: 2/7/09, Trade with TB

2008-09 Teams: Tampa Bay/Carolina

Drafted: Dallas 2001 (7-192-6)

HIGHLIGHTS

NHL FIRSTS:

Game: 10/5/05; 5-4 DAL W vs. LA

Point: 10/11/05; 3-2 DAL W vs. PHX (goal)

Goal: 10/11/05; 3-2 DAL W vs. PHX

Shootout Stats: 41 attempts, 22 goals (54%),
7 game-deciding goals

NHL HIGHS:

Goals: 4 (11/16/07; 6-1 DAL W vs. COL)

Assists: 2-13x (Last: 4/7/09; 9-0 CAR W vs. NYI)

Points: 4 (11/16/07; 6-1 DAL W vs. COL)

Penalty Min: 4 (12/21/05; 5-3 DAL W @ CBJ)

CAREER STATS

YEAR	TEAM	LEAGUE	REGULAR SEASON					PLAYOFFS				
			GP	G	A	TP	PIM	GP	G	A	TP	PIM
1999-00	Karpat Oulu U18	Fin-U18	15	6	25	31	14	6	2	3	5	0
	Karpat Oulu Jr.	Fin-Jr	28	4	7	11	14	-	-	-	-	-
2000-01 (a)	Karpat Oulu U18	Fin-U18	1	2	1	3	0	-	-	-	-	-
	Karpat Oulu Jr.	Fin-Jr	41	18	31	49	69	6	2	1	3	0
2001-02	Karpat Oulu Jr.	Fin-Jr	2	4	1	5	2	1	1	1	2	0
	Karpat Oulu	Finland	54	10	6	16	38	4	1	0	1	0
2002-03	Karpat Oulu	Finland	51	14	23	37	10	15	2	1	3	33
2003-04	Karpat Oulu	Finland	55	15	23	38	20	15	4	4	7	6
2004-05	Karpat Oulu	Finland	56	23	24	47	24	12	3	4	7	2
2005-06	Dallas	NHL	81	17	38	55	30	5	2	1	3	0
	Finland	Olympics	8	1	3	4	2	-	-	-	-	-
2006-07	Dallas	NHL	82	14	34	48	18	4	0	1	1	0
2007-08 (b)	Dallas	NHL	52	14	14	28	14	-	-	-	-	-
	Tampa Bay	NHL	20	2	12	14	4	-	-	-	-	-
2008-09 (c)	Tampa Bay	NHL	46	6	10	16	16	-	-	-	-	-
	Carolina	NHL	25	1	10	11	12	18	7	4	11	2
Hurricanes Totals (1 Season)			25	1	10	11	12	18	7	4	11	2
NHL Totals (4 Seasons)			306	54	118	172	94	27	9	6	15	2

(a) June 24, 2001—Selected by the Dallas Stars in the 2001 NHL Entry Draft. Seventh Stars pick, 192nd overall, sixth round.

(b) Feb. 26, 2008—Acquired by the Tampa Bay Lightning along with Mike Smith and a fourth-round pick in the 2009 NHL Entry Draft in exchange for Brad Richards and Johan Holmqvist.

(c) Feb. 7, 2009—Acquired by the Carolina Hurricanes in exchange for Wade Brookbank, Josef Melichar and a fourth-round pick in the 2009 NHL Entry Draft.

PERSONAL

Jussi and his wife, Salla, spend their summer in Oulu, Finland... They have a poodle named Mosse... Jussi's brother, Juho, is a defenseman for Karpat in the Finnish Elite League... Jussi contributes to the junior program that he played with as a kid, JHT Juniors in Kalajoki, and also provides assistance to allow kids at the hospital in Oulu to enjoy time away from their hospital rooms... His first hockey memory is scoring the game-winning goal in a shootout in the final game of a tournament when he was 8 years old, and he was childhood friends with Hurricanes defenseman Joni Pitkanen... He says his parents were the biggest influence on his career, and his favorite player growing up was Jaromir Jagr... His first job was working on his father's potato farm... His favorite movie is Wedding Crashers and his favorite TV show is Entourage... He lists golf, tennis and beach soccer as his favorite activities

outside of hockey... The most played song on his iPod is "Ei" by Maija Vilkkumaa... He enjoys watching American football and the person he would most like to meet is Tiger Woods... His favorite food is chicken pasta and his favorite vacation spot is the Caribbean... Jussi wore the numbers 8 and 10 growing up in Finland, but was assigned 36 in Dallas because 8 and 10 were taken... He says the thing he likes most about being in the NHL is the "opportunity to play against the best players in the world in the best league in the world"... His favorite game-day habit is the pregame nap... The place he spends the most time in the Triangle is North Hills... His favorite former teammates are Mike Modano and Jere Lehtinen, his linemates in Dallas... His favorite road arena is American Airlines Center in Dallas, favorite road city is New York and favorite team to play against is Philadelphia.

VS. NHL

CLUB	GP	G	A	PTS	PIM
ANA	21	4	6	10	10
ATL	8	0	4	4	0
BOS	6	0	3	3	2
BUF	10	1	1	2	2
CGY	12	0	5	5	6
CAR	8	2	4	6	0
CHI	11	2	4	6	4
COL	13	6	6	12	2
CBJ	12	2	4	6	4
DAL	2	0	1	1	0
DET	10	2	5	7	6
EDM	12	4	6	10	4
FLA	11	0	4	4	4
LA	21	3	8	11	2
MIN	13	2	9	11	2
MTL	5	0	0	0	2
NSH	11	1	6	7	4
NJ	8	3	1	4	8
NYI	7	0	5	5	2
NYR	8	1	2	3	2
OTT	6	0	1	1	2
PHI	5	4	3	7	2
PHX	22	5	6	11	10
PIT	6	1	4	5	0
SJ	23	3	4	7	6
STL	10	2	7	9	2
TB	3	1	1	2	0
TOR	3	1	1	2	0
VAN	11	2	5	7	0
WSH	8	2	2	4	6



2008-09 SEASON

Completed his fourth NHL season and first with Carolina... Had 11 points (1g, 10a) in 25 games with the Hurricanes after being acquired on 2/7 from Tampa Bay... Led all Hurricanes forwards in total shorthanded ice time (145:45)... Was 5-for-12 with 1 game-deciding goal in the shootout and is 22-for-41 (53.7%) with seven game-deciding goals in his career... Had his first multi-point game with the Hurricanes vs. NYI (4/7), notching a pair of assists... Assisted on LaRose's game-winning goal vs. NYR (4/2)... Netted the game-winning goal in the shootout vs. BUF (2/26)... Scored his first goal with the Hurricanes, the game-winning goal, vs. TB (2/20)... Made his Hurricanes debut, assisted on Eaves' goal and won 13 of 16 face-offs at PHX (2/7)... Acquired from Tampa Bay on 2/7 in exchange for Wade Brookbank, Josef Melichar and a fourth-round pick in the 2009 NHL Entry Draft... Prior to being acquired by the Hurricanes, had totaled six goals and 10 assists (16 points) in 46 games with Tampa Bay... Beat Price

2009 PLAYOFFS

Was second on the team in playoff goals (7) and tied for second in playoff points (11)... Ranked tied for first in the NHL in game-winning goals (3) and tied for 11th in the league in goals (7)... Scored his seventh goal of the playoffs in Game 2 at PIT (5/21)... Netted his third game-winning goal of the playoffs and earned a pair of assists in Game 4 vs. BOS (5/8)... Scored the overtime, game-winning goal and assisted on Samsonov's goal in Game 3 vs. BOS (5/6)... Scored Carolina's lone goal in Game 1 at BOS (5/1)... Tied Game

CAREER

Is in his fifth NHL season and second with Carolina... Signed a two-year contract with Carolina on June 29, 2009... Has represented Finland in international competitions including the U-18 World Junior Championship (2001), the U-20 World Junior Championship (2002, 2003), the IIHF World Championship (2005, 2006, 2008), and the Winter Olympic Games (2006)... **1999-00:** Split the season between Karpas' Junior and U-18 teams... Was teammates with Hurricanes defenseman Joni Pitkanen on Karpas U-18... **2000-01:** Played the majority of the season with Karpas Jr., notching 18 goals and 31 assists (49 points) in 41 regular-season games... Scored two goals in six games at the 2001 U-18 World Junior Championship, helping Finland to the bronze medal... **2001-02:** Played his first season in SM-Liiga for Karpas Oulu, totaling 16 points (10g, 6a) in 54 regular-season games... Teamed with Pitkanen both with Karpas and on the Finnish team at the 2002 World Junior Championships, where they helped Finland win bronze... Led Finland in scoring at the tournament with eight points, and ranked tied for first overall in the tournament in assists (6)... **2002-03:** Was tied for second among Karpas skaters in assists (23) and fourth on the team in points (37), skating in 51 SM-Liiga games... Again helped Finland capture bronze at the 2003 World Junior Championship, playing alongside current Hurricanes teammates Joni Pitkanen and Tuomo Ruutu... Finished among the tournament leaders in goals (6) and points (8), ranking second on the Finnish team behind Ruutu in both categories... **2003-04:** Ranked tied for second among Karpas skaters in assists (23) and points (38), skating in 55 regular-season games... Tallied three goals and four assists (7 points) in 15 playoff games, helping Karpas capture the league championship... **2004-05:** Posted 23 goals and 24 assists (47 points), leading Karpas in goals and points and ranking second in assists... Among Finnish Elite League leaders, was tied for fifth in assists, tied for sixth in points and eighth in goals... Had seven points (3g, 4a) in 12 playoff games, helping Karpas capture its second consecutive league championship... Represented Finland at the 2005 IIHF World Championship... **2005-06:** Played his first NHL season with Dallas, notching 17 goals and 38 assists (55 points) in 81 games... Led the NHL in

in the shootout vs. MTL (12/30)... Earned two assists vs. FLA (12/27)... Scored in the shootout against Anderson at FLA (12/26)... Netted his sixth goal of the season with a power-play tally vs. DET (11/13)... Netted a pair of goals and was named third star at NJ (11/5)... Beat Auld in the shootout vs. OTT (11/1)... Found the net in consecutive road games at TOR (10/28) and at BUF (10/30)... Earned his first point of the season with an assist on Recchi's goal vs. CAR (10/11)... Was a healthy extra for six games (1/3; 1/12; 1/15; 1/30-2/4)... Missed four games for personal reasons: 3/3-3/9... **Longest goal streak:** 2 games (10/28-10/30: 2g, 0a)... **Longest assist streak:** 3 games (4/2-4/7: 0g, 4a)... **Longest point streak:** 3 games (2/20-2/24: 1g, 2a; 4/2-4/7: 0g, 4a)... **Multi-goal games:** 1 (11/5 at NJ: 2g, 0a)... **Multi-assist games:** 2 (last: 4/7 vs. NYI: 0g, 2a)... **Multi-point games:** 3 (last: 4/7 vs. NYI: 0g, 2a).

7 at NJ (4/28) with a one-timer past Brodeur with 1:20 left, helping Carolina to a 4-3 come-from-behind win... Netted his second goal of the playoffs and registered six hits in Game 6 vs. NJ (4/26)... Deflected the game-winning goal past Martin Brodeur with 0.2 seconds remaining – the latest regulation game-winner in NHL playoff history – in Game 4 vs. NJ (4/21)... Assisted on Bayda's goal in Game 3 vs. NJ (4/19) for his first playoff point with Carolina... Made his Hurricanes playoff debut in Game 1 at NJ (4/15).

shootout goals, scoring on 10 of 13 attempts... Tallied the sixth-most assists and the 10th-most points by a rookie in Stars history... Earned his first career three-point game with a goal and two assists vs. COL (3/4)... Scored his first NHL goal vs. PHX (10/11)... Made his NHL debut vs. LA (10/5)... Represented Finland at the 2006 Winter Olympic Games, earning a silver medal... Had four points (1g, 3a) in the tournament... Made his Stanley Cup Playoffs debut, appearing in five games, recording two goals and one assist (3 points)... Scored his first playoff goal in Game 2 of the Western Conference Quarterfinals vs. COL (4/24)... Had eight points (2g, 6a) in nine games for Finland at the 2006 IIHF World Championship, ranking second among Finnish skaters in scoring and helping his country to the bronze medal... **2006-07:** Ranked second among Stars skaters in plus/minus (+8) and fifth in points (48)... Was one of three Dallas players to appear in all 82 games... Earned his 100th career NHL point with an assist vs. PHX (3/18)... Registered a career-long six-game assist/point streak (1g, 8a) that included three multi-point games between 3/9-3/18... Recorded his second career multi-goal game with a pair of goals at WSH (11/30)... Played in four playoff games, earning one assist in his second NHL postseason appearance... **2007-08:** Totaled 16 goals and 26 assists (42 points) in 72 games with Tampa Bay and Dallas... Recorded 14 of his 42 points on the power play... Registered 14 points (2g, 12a) in 20 games with the Lightning after being acquired on Feb. 26... Saw his average ice time go from 12:43 with DAL to 18:56 with Tampa Bay... His 16 goals were one shy of his career high (17 in 2005-06)... Won 178 of 341 face-offs taken (52.2%)... Scored his first Lightning goal 31 seconds into the game and also added an assist at PIT (3/6)... Recorded his first Lightning assist and point vs. TOR (2/29)... Made his Lightning debut vs. MIN (2/27)... Netted his first career hat trick, scoring four goals, for Dallas vs. COL (11/16)... Was the first Stars player to have four goals in a game since Brett Hull (3/21/01 vs. ANA)... Helped Finland to another bronze medal at the IIHF World Championship, notching four points (1g, 3a) in nine games.



TOM KOSTOPOULOS 29

Right Wing • Shoots Right

6'0" • 200 lbs.

1/24/79 • Mississauga, Ont.

Acquired: 7/14/09, signed as a free agent

2008-09 Team: Montreal

Drafted: Pittsburgh 1999 (9-204-7)

HIGHLIGHTS

NHL FIRSTS:

Game: 12/29/01; 5-2 PIT L vs. OTT

Point: 12/29/01; 5-2 PIT L vs. OTT (goal)

Goal: 12/29/01; 5-2 PIT L vs. OTT

Shootout Stats: 1 attempt, 0 goals (0%),

NHL HIGHS:

Goals: 2 (12/26/03; 3-3 PIT T at OTT)

Assists: 2-4x (Last: 3/19/09; 5-4 MTL L @ OTT)

Points: 2-11x (Last: 3/19/09; 5-4 MTL L @ OTT)

Penalty Min: 22 (11/17/07; 7-4 MTL W vs. BOS)

CAREER STATS

YEAR	TEAM	LEAGUE	REGULAR SEASON					PLAYOFFS				
			GP	G	A	TP	PIM	GP	G	A	TP	PIM
1996-97	London	OHL	64	13	12	25	67	—	—	—	—	—
1997-98	London	OHL	66	24	26	50	108	16	6	4	10	26
1998-99 (a)	London	OHL	66	27	60	87	114	25	19	16	35	32
1999-00	W.-Barre/Scranton	AHL	76	26	32	58	121	—	—	—	—	—
2000-01	W.-Barre/Scranton	AHL	80	16	36	52	120	21	3	9	12	6
2001-02	Pittsburgh	NHL	11	1	2	3	9	—	—	—	—	—
	W.-Barre/Scranton	AHL	70	27	26	53	112	—	—	—	—	—
2002-03	Pittsburgh	NHL	8	0	1	1	0	—	—	—	—	—
	W.-Barre/Scranton	AHL	71	21	42	63	131	6	1	2	3	7
2003-04 (b)	Pittsburgh	NHL	60	9	13	22	67	—	—	—	—	—
	W.-Barre/Scranton	AHL	21	7	13	20	43	24	7	16	23	32
2004-05 (c)	Manchester	AHL	64	25	46	71	99	6	0	7	7	10
2005-06	Los Angeles	NHL	76	8	14	22	100	—	—	—	—	—
2006-07 (d)	Los Angeles	NHL	76	7	15	22	73	—	—	—	—	—
2007-08	Montreal	NHL	67	7	6	13	113	12	3	1	4	6
2008-09 (e)	Montreal	NHL	78	8	14	22	106	4	0	1	1	4
NHL Totals (7 Seasons)			376	40	65	105	468	16	3	2	5	10

(a) June 27, 1999—Selected by the Pittsburgh Penguins in the 1999 NHL Entry Draft. Ninth Penguins pick, 204th overall, seventh round.

(b) July 12, 2004—Signed as a free agent by Manchester (AHL).

(c) Aug. 1, 2005—Signed by the Los Angeles Kings as a free agent.

(d) July 4, 2007—Signed by the Montreal Canadiens as a free agent.

(e) July 14, 2009—Signed by the Carolina Hurricanes as a free agent.


PERSONAL

Tom and his wife, Lisa, welcomed their second child, a son named Luc, on May 3, 2009... They also have a daughter, Lily (2)... They spend their summers in Oakville, Ont., and have a dog named Charlie... Tom is involved with Garth Brooks Teammates for Kids, as well as the Canadian Cancer Society and American Cancer Society... His first youth team was the Mississauga Terriers and his brother Chris was the biggest influence on his career... Chris now coaches the Alliance Bulldogs, a youth hockey team in Ft. Worth, TX... His favorite team growing up was Toronto and the player he emulated as a kid was Wendel Clark... Tom's first job was driving a delivery truck and his favorite vacation spot is Muskoka, Ont... The most-played artist on his iPod is Tom Petty... His favorite movie is Rocky IV and favorite television show is The Office... Tom's biggest talent outside of hockey is dancing... He also

played soccer growing up, and enjoys golf now... The person in history he would most like to meet is Jesus Christ, and the current celebrity he would most like to meet is Roy Halladay... Tom enjoys watching baseball and football... He wears number 29 because it was the number his brother wore... If he wasn't playing professional hockey he would be a gym teacher... His most common game-day habit is eating chicken and rice... His favorite thing about playing in the NHL is competing at the highest level of hockey... Tom's most prized possessions are his kids... His favorite former teammates are Josh Gorges, Derek Armstrong, Craig Conroy and Steve Begin... His favorite road arena is the Pengrowth Saddledome, favorite road city is Vancouver and favorite team to play against is Toronto.

VS. NHL

CLUB	GP	G	A	PTS	PIM
ANA	17	1	3	4	21
ATL	12	2	1	3	10
BOS	19	3	4	7	61
BUF	20	0	3	3	17
CGY	10	1	1	2	6
CAR	13	0	2	2	14
CHI	11	1	3	4	14
COL	10	3	3	6	18
CBJ	9	0	4	4	21
DAL	18	2	5	7	35
DET	8	0	2	2	2
EDM	10	0	1	1	9
FLA	14	2	1	3	21
LA	2	1	1	2	0
MIN	10	3	1	4	4
MTL	3	0	0	0	0
NSH	11	1	2	3	16
NJ	13	0	1	1	19
NYI	12	4	2	6	18
NYR	15	0	5	5	19
OTT	18	6	3	9	16
PHI	11	3	3	6	11
PHX	17	2	3	5	11
PIT	8	0	0	0	6
SJ	18	0	2	2	26
STL	11	2	1	3	11
TB	13	0	2	2	25
TOR	19	2	3	5	31
VAN	10	1	2	3	0
WSH	14	0	1	1	6



2008-09 SEASON

Completed his seventh NHL season and second with Montreal, matching his career high for points with 22 (8g, 14a) and establishing a new career high in games played (78)... Ranked second among Canadiens skaters in penalty minutes (106) and hits (167)... Sparred with Craig Rivet vs. BUF (3/28)... Earned his only multi-assist game of the season with a pair of helpers at OTT (3/19)... Skated a season-high 21:01 of ice time at WSH (2/18)... Had points in consecutive road games with a goal at COL (2/13) and an assist at VAN (2/25)... Dropped the gloves with Jamal Mayers vs. TOR (1/8)... Earned an assist and was a season-high (+3)

at FLA (12/29)... Netted his second goal of the season and earned an assist vs. BOS (11/22)... Had a season-high 17 penalty minutes at TOR (11/8)... Scored his first goal of the season vs. ANA (10/25)... Earned his first point of the season with an assist at BUF (10/10)... **Longest assist streak:** 2 games (12/29-12/30: 0g, 2a; 1/8-10/10: 0g, 2a)... **Longest point streak:** 2 games (12/29-12/30: 0g, 2a; 1/8-10/10: 0g, 2a; 12/13-12/15: 1g, 1a)... **Multi-assist games:** 1 (3/19 at OTT: 0g, 2a)... **Multi-point games:** 2 (Last: 3/19 at OTT: 0g, 2a).

2009 PLAYOFFS


Skated in all four postseason contests for the Canadiens, as Montreal was eliminated in four games by Boston... Earned one assist and totaled four

penalty minutes.

CAREER

Enters his eighth NHL season and first with Carolina... Signed a three-year contract with the Hurricanes on July 14, 2009... **1996-97:** Played his first season of junior hockey for London of the Ontario Hockey League (OHL), totaling 13 goals and 12 assists (25 points) and 67 penalty minutes in 64 games played... **1997-98:** Tallied 50 points (24g, 26a) in 66 games to help London capture the West Division crown... Ranked third among Knights skaters in goals (6) and fourth in points (10) during the OHL playoffs... **1998-99:** Led London with 60 assists and ranked second on the team with 87 points, skating in 66 OHL games... Ranked first among Knights skaters in goals (19) and points (35) during the playoffs, leading London to the OHL Finals before falling to Belleville in seven games... **1999-00:** Completed his first professional season, spending the entire year with Wilkes-Barre/Scranton... Ranked second on the team in goals (26), assists (32) and points (58)... Had a four-assist game vs. Hershey (3/3)... **2000-01:** Ranked third among Wilkes-Barre/Scranton skaters in points (52)... Was sixth on the team in goals (16) and tied for third on the team in assists (36)... Ranked second among Baby Pens with a (+6) rating... Had 12 points (3g, 9a) in 24 playoff games as Wilkes-Barre/Scranton advanced to the Calder Cup Finals before falling to Saint John in six games... **2001-02:** Split the season between Wilkes-Barre/Scranton and Pittsburgh, skating in 11 NHL games with the Penguins... Made his NHL debut vs. OTT (12/29), scoring his first NHL goal on his first NHL shot vs. Patrick Lalime... Earned his first NHL assist at NYI (1/3)... Led Wilkes-Barre/Scranton in goals (27), points (53) and power-play goals (10), appearing in 70 games... Was tied for first among Baby Pens with three game-winning goals and ranked second on the team with 26 assists... Represented Canada at the 2002 AHL All-Star Classic... Completed the season as Wilkes-Barre/Scranton's all-time leader in games played (226), goals (69), assists (94) and points (163)... **2002-03:** Played in eight NHL games after being recalled to Pittsburgh on 1/9, earning one assist... Returned to Wilkes-Barre/Scranton on 1/26, and finished the season ranked second among Baby Pens skaters in scoring (63 points)... Led the team in assists (42) and ranked second in goals (21) and penalty minutes (131)... Had nine power-play goals and three game-winning goals... Registered his first professional hat trick

vs. Binghamton (2/26)... Was named the sixth captain in Baby Pens history on 3/14... Had 18 multi-point efforts on the AHL level... **2003-04:** Appeared in 60 games with Pittsburgh, finishing the season with career-highs in points (22) and goals (9)... Began the season with Wilkes-Barre/Scranton before being recalled on 11/14... Played nine NHL games before being reassigned to Wilkes-Barre/Scranton... Recalled again on 12/17 and remained with the big club for the rest of the regular season... Averaged 14:25 of ice time per game for Pittsburgh... Ranked fifth among Penguins with 67 penalty minutes... Two of his nine goals came on the power play and one was shorthanded... Had a career-high, four-game point streak from 12/29-1/3 (1g, 3a)... Re-joined Wilkes-Barre/Scranton for the Calder Cup Playoffs and led the team in postseason scoring with 23 points (7g, 16a) in 24 games as the Baby Pens advanced to the Calder Cup Finals before falling to Milwaukee... **2004-05:** Completed his first season in the Kings organization, spending the year with Manchester (AHL)... Was third among Monarchs skaters in scoring (71 points) in 64 games... Finished second to Michael Cammalleri (63) on the team in assists (46)... Led all Manchester forwards with a (+30) rating, and led the team with eight game-winning goals... Converted one of three shootout attempts... **2005-06:** Appeared in 76 games for Los Angeles, matching his career high with 22 points... Ranked third among Kings in penalty minutes (100)... Ranked third among Kings skaters with 92 hits, behind Dustin Brown (175) and current Hurricanes teammate Tim Gleason (141)... Played his 100th NHL game vs. COL (11/19)... Registered a "Gordie Howe hat trick" vs. CHI (2/11) with a goal, an assist and a fighting major... **2006-07:** Established a career high with 15 assists and matched his career high in points with 22... Was second among Kings with 119 hits... Voted by his teammates as the winner of the Ace Bailey Memorial Award, given to the team's most inspirational player... Also voted by his teammates as the winner of the team's Unsung Hero Award... **2007-08:** Completed his first season with the Canadiens... Led Montreal in shorthanded goals (3) and penalty minutes (113)... Scored his first goal for the Canadiens with a shorthanded tally vs. PHI (11/1)... Earned his second career "Gordie Howe hat trick" (goal, assist, fighting major) vs. BOS (1/22)... Delivered a team-high 32 hits in March.



CHAD LaROSE 59



Forward • Shoots Right

5'10" • 181 lbs.

3/27/82 • Fraser, MI

Acquired: 8/6/03, signed as a free agent

2008-09 Team: Carolina

Drafted: Undrafted

HIGHLIGHTS

NHL FIRSTS:

Game: 12/6/05; 6-2 CAR W @ ANA

Point: 12/8/05; 3-2 CAR W @ LA (assist)

Goal: 12/17/05; 4-1 CAR W vs. NJ (Brodeur)

NHL HIGHS:

Goals: 3 (4/2/08; 6-2 W vs. TB)

Assists: 3 (10/11/07; 5-3 W @ OTT)

Points: 3-3x (Last: 4/2/08; 6-2 W vs. TB)

Penalty Min: 17 (1/4/06; 4-3 CAR W vs. ATL)

CAREER STATS

YEAR	TEAM	LEAGUE	REGULAR SEASON					PLAYOFFS				
			GP	G	A	TP	PIM	GP	G	A	TP	PIM
1999-00	Sioux Falls	USHL	54	29	26	55	28	3	0	1	1	0
2000-01	Plymouth	OHL	32	18	7	25	24	19	10	10	20	22
	Sioux Falls	USHL	24	11	22	33	50	—	—	—	—	—
2001-02	Plymouth	OHL	53	32	27	59	40	6	3	4	7	16
2002-03	Plymouth	OHL	67	61	56	117	52	15	9	8	17	25
2003-04 (a)	Florida	ECHL	41	16	19	35	16	14	3	4	7	20
	Lowell	AHL	36	7	9	16	29	—	—	—	—	—
2004-05	Lowell	AHL	66	20	22	42	32	11	3	5	8	10
2005-06	Carolina	NHL	49	1	12	13	35	21	0	1	1	10
	Lowell	AHL	23	14	11	25	10	—	—	—	—	—
2006-07	Carolina	NHL	80	6	12	18	10	—	—	—	—	—
2007-08	Carolina	NHL	58	11	12	23	46	—	—	—	—	—
2008-09	Carolina	NHL	81	19	12	31	35	18	4	7	11	16
Hurricanes/NHL Totals (4 Seasons)			268	37	48	85	126	39	4	8	12	26

(a) Aug. 6, 2003—Signed a free-agent contract with the Carolina Hurricanes.

VS. NHL

CLUB	GP	G	A	PTS	PIM
ANA	4	0	0	0	0
ATL	24	1	4	5	29
BOS	11	1	4	5	4
BUF	13	1	2	3	8
CGY	3	1	1	2	2
CAR	—	—	—	—	—
CHI	2	0	1	1	0
COL	3	1	2	3	2
CBJ	3	0	0	0	0
DAL	2	0	0	0	0
DET	3	0	0	0	4
EDM	3	1	2	3	0
FLA	23	4	4	8	8
LA	3	0	1	1	2
MIN	2	0	0	0	0
MTL	15	2	5	7	8
NSH	3	1	0	1	0
NJ	11	3	0	3	4
NYI	15	4	2	6	9
NYR	11	2	4	6	0
OTT	12	0	3	3	6
PHI	15	1	1	2	6
PHX	3	1	1	2	2
PIT	12	2	1	3	6
SJ	3	0	1	1	0
STL	4	0	0	0	2
TB	26	6	3	9	10
TOR	13	3	3	6	6
VAN	3	1	0	1	2
WSH	23	1	3	4	6

PERSONAL

Chad and his fiancée, Cristina, were engaged during the 2007-08 season... Chad spends his summers in Raleigh and has a dog named Peyton... His hero growing up was Steve Yzerman, and his biggest hockey influence was his father... His first hockey team was the Fraser Novice... He also played baseball until the ninth grade... Chad's first job was as a paperboy... Chad's favorite vacation spot is the beach in North Carolina... The most-played song on his iPod is "Soul To Squeeze" by the Red Hot Chili Peppers... His favorite movie is Old School, favorite TV show is Two and a Half Men and favorite video game is Tiger Woods Golf... Chad ended up wearing number 59 because it was given to him at training camp... His most memorable NHL goal was his first... His favorite meals are chicken and pasta... He says if he wasn't playing professional hockey, he would be a professional

poker player... His favorite magazine is Men's Fitness... His favorite Web site is carolinahurricanes.com and favorite holiday is Christmas... Chad's favorite thing about being a professional hockey player is "playing every day"... The current celebrity he would most like to meet is Vince Vaughn... The person in history he would most like to meet is John Lennon... His most common game-day habit is napping... His charity involvement includes The Queen of All Saints... His favorite former teammate not currently with the Hurricanes is Mike Commodore... The places where he spends the most time other than home and the rink are the Triangle's golf courses... Chad's favorite arena is the Bell Centre in Montreal, which is also his favorite road city and favorite team to play against.



2008-09 SEASON

Completed his fourth NHL season with Carolina... Established career-highs in games played (81), goals (19) and points (31)... Matched his career high in assists (12)... Ranked tied for first on the team in shorthanded goals (2) and second in shorthanded points (4)... Was tied for third among Hurricanes in games played (81)... Was fifth on the team in goals (19) and sixth in plus/minus (+6)... Scored his 19th goal of the season vs. PIT (4/4)... Netted a pair of goals, including the game-winner, vs. NYR (4/2)... Had his second multi-goal game of the season with a pair of tallies vs. NYI (3/20)... Assisted on Whitney's third goal vs. CGY for his 24th point of the season, surpassing his previous career-high... Scored his 14th goal of the season and assisted on the shorthanded goal by Eaves at WSH (3/3)... Sparred with Mike Comrie and was (+2) at NYI (2/19)... Established a new career-high for goals in a season with a shorthanded tally at PHX

(2/7)... Earned the primary assist on Cullen's game-winning, shorthanded goal vs. ATL (1/31)... Scored a shorthanded goal vs. TB (1/29)... Scored his 10th goal of the season at TOR (1/19)... Beat Niittymäki vs. PHI (11/26) for his third goal in three games... Played his 200th NHL/Hurricanes game at WSH (11/6)... Netted the game-winning goal and assisted on Helminen's first NHL goal vs. TOR (11/2)... Scored a pair of goals, including the game-winner, in Carolina's 4-3 victory at NYI (10/25)... Was a healthy scratch for one game (12/13)... **Longest goal streak:** 3 games (11/23-11/26: 3g, 0a)... **Longest assist streak:** 3 games (3/3-3/7: 1g, 3a)... **Longest point streak:** 3 games (11/23-11/26: 3g, 0a; 1/27-1/31: 1g, 2a; 3/3-3/7: 1g, 3a)... **Multi-goal games:** 3 (last: 4/2 vs. NYR: 2g, 0a)... **Multi-assist games:** 1 (2/22 vs. COL: 0g, 2a)... **Multi-point games:** 8 (last: 4/2 vs. NYR: 2g, 0a).

2009 PLAYOFFS

Skated in all 18 of Carolina's playoff games... Ranked tied for second on the team in playoff scoring (11 points) and was third among Hurricanes in playoff assists (7)... Found the net for the second consecutive game in Game 2 at PIT (5/21)... Earned a pair of assists including the primary helper on Staal's game-winner in Game 7 at NJ (4/28)...

Earned his first career playoff multi-point game with a pair of assists in Game 6 vs. NJ (4/26)... Scored for the second consecutive game with a second-period goal in Game 4 vs. NJ (4/21)... Beat Martin Brodeur for his first NHL playoff goal in Game 3 vs. NJ (4/19)... Earned an assist in Game 1 at NJ (4/15).

CAREER

Is in his fifth NHL season with the Hurricanes... Signed a two-year contract with Carolina on July 2, 2009... Represented the United States at the 2002 World Junior Championship in the Czech Republic and the 2007 IIHF World Championship in Russia... **1999-00:** Played 54 games for Sioux Falls of the United States Hockey League, notching 29 goals and 26 assists (55 points) and 28 penalty minutes... **2000-01:** Split the season between Sioux Falls of the USHL and Plymouth of the Ontario Hockey League (OHL)... Had 33 points (11g, 22a) in 24 games with Sioux Falls before joining Plymouth... Scored 18 goals and had seven assists (25 points) in 32 regular season games for Plymouth... Ranked second among Whalers skaters with 10 goals, tied for third with 20 points and fourth with 10 assists while playing in all 19 of Plymouth's 2001 postseason contests... **2001-02:** Led the Whalers with 32 goals, ranked second on the team with 59 points and tied for fourth on the team with 27 assists in the regular season... Represented the OHL West team at the Canadian Hockey League All-Star Game Series... Tied for first on Plymouth with three goals and ranked second on the team with four assists and seven points in the Whalers' six 2002 playoff contests... **2002-03:** Represented the United States at the 2002 International Ice Hockey Federation World Junior Championships in the Czech Republic and scored two goals and earned two assists (4 points) in Team USA's seven games... Led all Plymouth skaters with 61 goals and 56 assists (117 points) in 2002-03, ranking him tied for second in the OHL in goal scoring, third in points and ninth in assists... Represented the OHL West team at the Canadian Hockey League All-Star Game Series for the second consecutive season... **2003-04:** Split his first professional season between Lowell (AHL) and Florida (ECHL)... Recorded seven goals and nine assists (16 points) in 36 AHL games... Scored 16 goals and had 19 assists (35 points) in 41 ECHL games... Played in 14 Kelly Cup Playoff games with Florida, notching three goals and four assists (7 points) while accumulating 20 penalty minutes... **2004-05:** Spent the entire season in Lowell, and ranked fifth on the Lock Monsters in scoring with 42 points (20g, 22a) in 66 games... Led team with 10 power-play goals, falling one short of the franchise single-season record... Notched three hat tricks, the only Lowell player to score three goals in a game (11/21, 2/5, 4/17)... Had a Lowell season-high four points (3g, 1a) vs. Hartford (4/17)... Lock Monsters were 22-7-0-3 when he recorded at least

one point... Was Lowell's fourth-leading scorer during the Calder Cup Playoffs, tallying eight points (3g, 5a) in 11 postseason contests... **2005-06:** Was third among Carolina forwards in plus/minus for the season (+7)... Earned the primary assist on Recchi's game-winner on his 24th birthday vs. TB (3/27)... Had a career-high 17 penalty minutes when he scrapped with Karl Stewart vs. ATL (1/4)... Beat Martin Brodeur for his first NHL goal at 1:59 of the third period vs. NJ (12/17)... Earned his first NHL point with the primary assist on Cole's power-play goal and took his first NHL penalty at LA (12/8)... Made his NHL debut and was (-1) in 13:32 of ice time at ANA (12/6)... Led Lowell (AHL) with 14 goals and ranked second with 25 points in 23 games with the Lock Monsters prior to his 12/5 recall... Had a season-high three goals and five points in Lowell's 7-6 win at Portland (11/26)... Played in 21 of Carolina's 25 playoff games to capture his first Stanley Cup... Earned his first NHL playoff point with the primary assist on the Justin Williams' shorthanded goal in Game 1 vs. EDM (6/5)... Made his NHL playoff debut in Game 1 vs. MTL (4/22)... **2006-07:** Matched his career-high in assists (12)... Ranked fourth on the team in shorthanded points with four (2g, 2a) and tied for the team lead in shorthanded goals (2)... Was named to the U.S. roster for the 2007 IIHF World Championships in Russia following the season... Tallied three points (2g, 1a) in seven games for Team USA... Notched his first career multi-goal game at NJ (3/17)... Played in his 100th career NHL game vs. TOR (1/30)... Scored his first NHL shorthanded goal vs. PIT (11/11)... **2007-08:** Matched his career-high in assists (12) despite playing in only 58 of Carolina's 82 games... Was tied for the team lead in shorthanded points (2) and led all Hurricanes forwards in plus/minus (+6)... Had points in four of the team's final five games (3/28-4/4: 4g, 2a) after missing 21 games with a broken leg... Earned his first career hat trick vs. TB (4/2)... Suffered a broken leg at NSH (2/5)... Scored his seventh goal of the season and earned a pair of assists to match his career-high with three points vs. EDM (1/18)... Returned to action after missing three games with a concussion and netted his first career penalty-shot goal, a shorthanded tally against Tim Thomas, vs. BOS (12/28)... Attempted a penalty shot (stopped by Kolzig) vs. WSH (11/30)... Had his first career three-point night with three assists at OTT (10/11)... Missed 24 games due to injury (concussion: 12/20-12/26; leg: 2/8-3/25).



MICHAEL LEIGHTON 49



Goaltender • Catches Left

6'3" • 186 lbs.

5/19/81 • Petrolia, Ont.

Acquired: June 23, 2007, Trade with MTL

2008-09 Team: Carolina (NHL)

Drafted: Chicago 1999 (5-165-6)

HIGHLIGHTS

NHL FIRSTS:

Game: 1/8/03; 0-0 CHI T vs. PHX

Win: 4/3/03; 6-4 CHI W at STL

Shutout: 1/8/03; 0-0 CHI T vs. PHX

NHL HIGHS:

Saves: 46 (3/17/04; 3-2 CHI L vs. CAR)

Shots Faced: 49 (3/17/04; 3-2 CHI L vs. CAR)

NHL Shootouts and penalty shots:

Shootout Stats: 1-1 (3 goals on 5 attempts)

Career Penalty Shots: 4 (2 goals on 4 attempts)

CAREER STATS

REGULAR SEASON									PLAYOFFS					
YEAR	TEAM	LEAGUE	GP	MIN	GA	SO	GAA	W-L-OT	GP	MIN	GA	SO	GAA	W-L
1998-99 (a)	Windsor	OHL	28	1389	112	0	4.84	4-17-2	3	80	10	0	7.50	0-1
1999-00	Windsor	OHL	42	2272	118	1	3.12	17-17-2	12	616	32	0	3.12	5-6
2000-01	Windsor	OHL	54	3035	138	2	2.73	32-13-5	9	519	27	1	3.12	4-5
2001-02	Norfolk	AHL	52	3114	111	6	2.14	27-16-8	4	238	8	0	2.02	1-2
2002-03	Chicago	NHL	8	446	21	1	2.82	2-3-2	—	—	—	—	—	—
	Norfolk	AHL	36	2184	91	4	2.50	18-13-5	4	240	7	1	1.75	3-1
2003-04	Chicago	NHL	34	1987	99	2	2.99	6-18-8	—	—	—	—	—	—
	Norfolk	AHL	18	1081	33	1	1.83	10-7-1	4	212	2	2	0.57	2-1
2004-05	Norfolk	AHL	41	2319	78	7	2.02	20-16-3	—	—	—	—	—	—
2005-06 (b)	Rochester	AHL	40	2318	124	2	3.21	15-22-1	—	—	—	—	—	—
2006-07 (c-g)	Portland	AHL	16	962	37	2	2.31	8-6-1	—	—	—	—	—	—
	Nashville	NHL	1	19	2	0	6.00	0-0-0	—	—	—	—	—	—
	Philadelphia	NHL	4	194	12	0	3.69	2-2-0	—	—	—	—	—	—
	Philadelphia	AHL	5	270	7	0	1.56	2-0-2	—	—	—	—	—	—
2007-08	Carolina	NHL	3	158	7	0	2.66	1-1-0	—	—	—	—	—	—
	Albany	AHL	58	3451	121	7	2.10	28-25-4	7	510	10	2	1.18	3-4
2008-09	Carolina	NHL	19	1029	50	0	2.92	6-7-2	—	—	—	—	—	—
Hurricanes Totals (2 Seasons)			22	1187	57	0	2.88	7-8-2	—	—	—	—	—	—
NHL Totals (5 Seasons)			69	3837	191	3	2.99	17-31-12	—	—	—	—	—	—

(a) June 27, 1999—Selected by the Chicago Blackhawks in the 1999 NHL Entry Draft. Fifth Blackhawks pick, 165th overall, sixth round.

(b) Oct. 4, 2005—Acquired by the Buffalo Sabres from Chicago in exchange for Milan Bartovic.

(c) July 13, 2006—Signed by the Anaheim Ducks as a free agent.

(d) Nov. 27, 2006—Claimed on waivers by the Nashville Predators.

(e) Jan. 11, 2007—Claimed on waivers by the Philadelphia Flyers.

(f) Feb. 27, 2007—Claimed on waivers by the Montreal Canadiens.

(g) June 23, 2007—Acquired by the Carolina Hurricanes from Montreal in exchange for Carolina's seventh-round pick (Scott Kishel) in the 2007 Entry Draft.

PERSONAL

Michael and his wife, Jennifer, spend their summers in LaSalle, Ontario... They have a daughter, Ella (3), and are expecting their second child in November 2009... The Leightons have a dog named Zoey and are involved with the Windsor Humane Society... Michael's first youth team was the Lambton Lightning, and the player he emulated growing up was Felix Potvin... His first job was getting up at 4 a.m. to work at a bakery... He also played basketball, soccer, volleyball and golf growing up... Michael's favorite vacation spot is Mexico, favorite movie is Superbad, favorite television show is The King of Queens and favorite video game is EA Sports NHL 09... The most-played artist on his iPod is Linkin Park... His most memorable

win was a Game 7, double-overtime victory against Sarnia in junior hockey... He chose number 49 because he was number 29 in junior and someone else was wearing 29 during his first year pro in Norfolk... His favorite food is steak, favorite Web site is hockeyfights.com and favorite magazine is Goalies' World... Michael's all-time favorite teammate not currently with the Hurricanes is Jocelyn Thibault... His favorite thing about playing pro hockey is "all the naps" and his favorite athlete outside of hockey is MMA fighter Georges St. Pierre... He says he would like to either stay in hockey after he retires or become a fireman... Michael cites Montreal as his favorite road city and the Bell Centre as his favorite road arena.

VS. NHL

CLUB	GP	MIN	W-L-OT	GA	SO	GAA
ANA	5	285	2-2-1	11	0	2.32
ATL	2	86	1-0-0	5	0	3.49
BOS	1	37	0-0-0	2	0	3.24
BUF	3	108	0-1-0	6	0	3.33
CGY	2	89	1-1-0	6	0	4.04
CAR	1	59	0-1-0	3	0	3.05
CHI	—	—	—	—	—	—
COL	4	254	0-3-1	16	0	3.78
CBJ	3	159	0-2-0	9	0	3.40
DAL	1	65	0-0-1	1	0	0.92
DET	6	363	4-2-0	15	1	2.48
EDM	1	59	0-1-0	4	0	4.07
FLA	3	154	0-1-1	6	0	2.34
LA	—	—	—	—	—	—
MIN	2	119	0-2-0	9	0	4.54
MTL	—	—	—	—	—	—
NSH	—	—	—	—	—	—
NJ	3	183	0-2-1	10	0	3.28
NYI	—	—	—	—	—	—
NYR	1	65	0-0-1	2	0	1.85
OTT	3	158	1-1-0	8	0	3.04
PHI	3	188	0-1-2	9	0	2.87
PHX	3	195	0-0-3	4	1	1.23
PIT	4	213	0-4-0	11	0	3.10
SJ	2	124	1-1-0	6	0	2.90
STL	7	389	3-2-1	17	1	2.62
TB	1	65	1-0-0	3	0	2.77
TOR	4	174	1-2-0	15	0	5.17
VAN	2	126	1-1-0	7	0	3.33
WSH	2	120	1-1-0	6	0	3.00



2008-09 SEASON

Completed his fifth NHL season and second with Carolina... Matched his career high for wins in a season (6)... Served as backup to Cam Ward and did not play in 63 games... Stopped one of two penalty shots, and has allowed two goals on four career penalty shots... Was 1-1 (3 goals on 5 shots) in the shootout... Had not been in an NHL shootout prior to the 2008-09 season... Made the start in the final game of the regular season, stopping 32 of 35 shots at NJ (4/11)... It was his first start since 2/5... Relieved Cam Ward at the 10:13 mark of the second period and stopped 11 of 12 shots, allowing only a penalty shot goal to Derek Roy vs. BUF (4/9)... Replaced Ward at the start of the second

period and stopped 12 of 13 shots at OTT (2/24)... Earned his first NHL shootout victory, stopping 37 of 40 shots in regulation and overtime and two of three shots in the shootout in a 4-3 shootout win at SJ (2/5)... Stopped 32 shots in a 6-5 shootout loss at PHI (12/11)... Made 38 saves, including a stop on an Alex Ovechkin penalty shot, in a 3-1 win vs. WSH (12/7)... Stopped 29 of 31 shots in a 2-1 overtime loss vs. PHI (12/6)... Made 22 saves and was named the game's third star vs. OTT (11/7)... Stopped 29 of 33 shots in a 6-4 win vs. TOR (11/2)... Stopped 32 of 33 shots and was named first star at ANA (10/19)... Made his season debut at TB (10/11), stopping 26 of 29 shots in a 4-3 overtime win.


2009 PLAYOFFS

Served as backup and did not play for 18 games (4/15-5/26) during the 2009 Stanley Cup Playoffs.

CAREER

Is in his sixth NHL season and third with the Hurricanes... Signed a two-year contract with the Hurricanes on June 11, 2008... Was originally acquired by Carolina on June 23, 2007, in exchange for the Hurricanes' seventh-round selection in the 2007 NHL Entry Draft (Scott Kishel)... Entering 2008-09, had appeared in 50 NHL games with Chicago, Nashville, Philadelphia and Carolina, earning a record of 11-24-10 with a 3.01 goals-against average and three shutouts... **1998-01:** Played three seasons with the Windsor Spitfires of the Ontario Hockey League (OHL), appearing in 124 games while posting a 53-47-9 record with three shutouts and a 3.29 goals-against average... **2001-02:** Made his professional debut, spending the entire season with the Norfolk Admirals of the American Hockey League (AHL)... Went 27-16-8 with a 2.14 goals-against average, a .920 save percentage and six shutouts, earning AHL All-Rookie Team honors... Earned his first professional shutout by stopping 25 shots in a 3-0 win at Albany (10/17)... Named AHL Goaltender of the Month for October... Recalled by Chicago on 11/4 and dressed but did not play for four games during his first NHL recall... Selected to the 2002 AHL All-Star Game and made nine saves to earn the victory for the Canadian squad... Named AHL Rookie of the Month for March... Was 1-2 in four playoff games with a 2.02 goals-against average and a .927 save percentage... **2002-03:** Began the season with Norfolk before being recalled by Chicago on 1/1... Played 36 games for Norfolk with a record of 18-13-5, four shutouts, a 2.50 goals-against average and .912 save percentage... In eight games with the Blackhawks, he posted a 2-3-2 record, one shutout, a 2.82 goals-against average and a .913 save percentage... Earned his first NHL win at STL (4/3)... Made his NHL debut vs. PHX (1/8), earning his first career shutout in a 0-0 tie... Was the first goaltender in Blackhawks history, and the 21st goaltender in the modern era of the NHL (since 1943-44) to record a shutout in his NHL debut... Returned to the AHL for the playoffs, posting a 3-1 record with one shutout and a 1.75 goals-against average... **2003-04:** Was one of a Blackhawks team-record six goaltenders to mind the net during the season... Led Chicago goaltenders with 34 games played... Began the season with Chicago and appeared in 25 games before he was reassigned to Norfolk 1/15... Made a save on his second career penalty shot, stopping Alex Zhamnov at PHI (2/24)... Faced his first career penalty shot vs. COL (1/11), and was scored on by Milan Hejduk... Was named the NHL Defensive Player of the Week for the week of 12/22-12/28 after notching a 2-1-0 record, two shutouts (3-0 vs. STL; 3-0 vs. DET), a 1.00 goals-against average and a .960 save percentage... Recorded his first NHL assist vs. DAL (12/14)... **2004-05:** Appeared in 41 games for Norfolk, going 20-16-3... Set an Admirals team

record with his seventh shutout of the season vs. Wilkes-Barre/Scranton (3/11)... Was ejected from Norfolk's game vs. Lowell (12/11) for fighting with Lowell goaltender Cam Ward... Missed 10 games due to injury (3/27-4/17)... **2005-06:** Traded by Chicago to Buffalo on 10/4 in exchange for Milan Bartovic... Spent the entire season with the Sabres' AHL affiliate in Rochester, posting a record of 15-22-1 with a 3.21 goals-against average and 2 shutouts... **2006-07:** Appeared in five NHL games with Nashville and Philadelphia and had a record of 2-2-0 with a goals-against average of 3.94... Played in 21 AHL games with Portland and Philadelphia, earning a record of 10-6-3 with a goals-against average of 2.14 and two shutouts... Began the season with Anaheim's AHL affiliate in Portland after signing as a free agent with the Ducks during the off-season... Was acquired off waivers by Nashville on Nov. 27, and played 19 minutes of the Predators' 7-2 loss vs. BUF (12/21)... Was claimed on waivers by Philadelphia on Jan. 11, and made his Flyers debut vs. STL (2/10), stopping 25 shots in a 4-3 overtime win... Was acquired on waivers by Montreal on Feb. 27, but completed the season without appearing in a game for the Canadiens... **2007-08:** Was named the winner of the Aldege "Baz" Bastien Memorial Award as the AHL's outstanding goaltender for the 2007-08 season, as voted by AHL coaches, players and members of the media... Led the AHL in saves (1,634), save percentage (.931) and shutouts (7)... Ranked second in the league in minutes played (3,451) and tied for second in goals-against average (2.10)... Set Albany franchise regular-season and playoff records for shutouts, goals-against average and save percentage... Also set the River Rats franchise record for longest shutout streak (165:37)... Was selected as a 2007-08 First Team AHL All-Star, becoming the first Albany goaltender and sixth River Rats player to receive the honor... Played in three games with Carolina during his only NHL stint from 1/4-1/31... Made his first NHL start of the season and played his first game with the Hurricanes, earning the win with 23 saves at ATL (1/4)... Named as the starting goaltender for the Canadian All-Stars for the 2008 AHL All-Star Classic in Binghamton, NY... Stopped 304 of 314 shots during Albany's seven-game series loss to Philadelphia in the first round of the Calder Cup Playoffs... Led the AHL in goals-against average (1.18) and save percentage (.968) and was tied for the league lead in shutouts (2) for the playoffs... Earned his fourth career AHL playoff shutout by stopping 39 shots in a 4-0 Albany victory in Game 1 vs. the Phantoms (4/16)... Made an AHL-record 98 saves during Game 5 against the Phantoms (4/24), as the two teams played the longest game in league history, a 3-2 Philadelphia win in five overtimes... Stopped all 40 shots he faced in Game 6 vs. Philadelphia (4/26), a 1-0 overtime victory to force a seventh game.



JONI PITKANEN 25



Defenseman • Shoots Left

6'3" • 210 lbs.

9/19/83 • Oulu, Finland

Acquired: 7/1/08, trade with EDM

2008-09 Team: Carolina

Drafted: Philadelphia 2002 (1-4-1)

HIGHLIGHTS

NHL FIRSTS:

Game: 10/9/03; 2-0 PHI W vs. BUF

Point: 10/9/03; 2-0 PHI W vs. BUF (assist)

Goal: 10/18/03; 5-4 PHI W @ PHX

Shootout Stats: 1 attempt, 0 goals (0%),
0 game-deciding goals

NHL HIGHS:

Goals: 2-5x (Last: 1/30/06; 3-2 PHI W @ NYR)

Assists: 3-5x (Last: 11/21/08; 5-2 CAR W vs. PHX)

Points: 3-7x (Last: 11/21/08; 5-2 CAR W vs. PHX)

Penalty Min: 12 (11/12/05; 5-4 PHI W vs. FLA)

CAREER STATS

YEAR	TEAM	LEAGUE	REGULAR SEASON					PLAYOFFS				
			GP	G	A	TP	PIM	GP	G	A	TP	PIM
1998-99	Karpat U-18	Fin. U-18	30	1	5	6	12	—	—	—	—	—
1999-00	Karpat U-18	Fin. U-18	36	12	14	26	26	6	1	4	5	2
	Karpat Jr.	Fin. Jr.	2	0	0	0	0	—	—	—	—	—
2000-01	Karpat	Fin.	21	0	0	0	10	2	0	0	0	2
	Karpat Jr.	Fin. Jr.	24	6	11	17	77	—	—	—	—	—
	Finland	5-Nations	4	0	2	2	6	—	—	—	—	—
2001-02 (a)	Karpat	Fin.	49	4	15	19	65	4	0	0	0	12
	Karpat Jr.	Fin. Jr.	—	—	—	—	—	1	0	0	0	0
	Finland	World Jr.	7	1	3	4	0	—	—	—	—	—
2002-03	Karpat	Fin.	35	5	15	20	38	—	—	—	—	—
	Finland	World. Jr.	7	1	5	6	0	—	—	—	—	—
2003-04	Philadelphia	NHL	71	8	19	27	44	15	0	3	3	6
2004-05	Philadelphia	AHL	76	6	35	41	105	21	3	4	7	16
2005-06	Philadelphia	NHL	58	13	33	46	78	6	0	2	2	2
2006-07	Philadelphia	NHL	77	4	39	43	88	—	—	—	—	—
2007-08 (b,c)	Edmonton	NHL	63	8	18	26	56	—	—	—	—	—
2008-09	Carolina	NHL	71	7	26	33	58	18	0	8	8	16
Hurricanes Totals (1 Season)			71	7	26	33	58	18	0	8	8	16
NHL Totals (5 Seasons)			340	40	135	175	324	39	0	13	13	24

(a) June 22, 2002—Selected by the Philadelphia Flyers in the 2002 NHL Entry Draft. First Flyers pick, 4th overall, first round.

(b) July 1, 2007—Traded by the Philadelphia Flyers along with Geoff Sanderson and the Flyers' third-round pick in the 2009 NHL Entry Draft in exchange for Jason Smith and Joffrey Lupul.

(c) July 1, 2008—Traded by the Edmonton Oilers to the Carolina Hurricanes in exchange for Erik Cole.


PERSONAL

Joni is single and spends his summers in his hometown of Oulu, Finland... He has a dog named Iiris... His first youth team was Oulu Karpat, and his favorite team growing up was the Pittsburgh Penguins... The player he most emulated was Brian Leetch, and the person who had the biggest influence on his career was his father... He also played baseball and soccer growing up... His first job was working with a delivery company when he was 16... Joni's favorite vacation spot is Spain, favorite movie is Old School, favorite television show is Prison Break and favorite video game is baseball on the PSP... The most-played song on his iPod is "4 Minutes" by Madonna with Justin Timberlake... His favorite food is

steak and favorite team outside of hockey is Manchester United... Joni's biggest talent outside of hockey is soccer and the celebrity he would most like to meet is Manchester United's Wayne Rooney... The person in history he would most like to meet is Elvis Presley... He wears the number 25 because it was assigned to him... His all-time favorite teammate not currently with the Hurricanes is Antero Niittymäki... His favorite thing about playing in the NHL is playing against the best players in the world... His favorite holiday is Christmas... His favorite Web site is mtv3.fi... His favorite road city is New York City and his favorite road arena is the Bell Centre.

VS. NHL

CLUB	GP	G	A	PTS	PIM
ANA	7	1	3	4	6
ATL	15	2	10	12	16
BOS	14	4	4	8	8
BUF	15	0	6	6	10
CGY	8	0	1	1	6
CAR	10	1	5	6	6
CHI	7	1	3	4	6
COL	7	1	4	5	4
CBJ	6	0	1	1	2
DAL	7	1	0	1	14
DET	6	1	2	3	6
EDM	—	—	—	—	—
FLA	17	6	6	12	28
LA	5	1	3	4	4
MIN	7	1	1	2	6
MTL	14	2	5	7	16
NSH	6	0	1	1	8
NJ	24	1	5	6	28
NYI	22	1	9	10	20
NYR	26	3	11	14	28
OTT	14	0	7	7	18
PHI	5	2	2	4	4
PHX	8	2	7	9	6
PIT	25	4	7	11	18
SJ	8	0	0	0	0
STL	7	1	3	4	2
TB	16	1	15	16	10
TOR	14	1	8	9	10
VAN	7	1	1	2	12
WSH	13	1	5	6	22



2008-09 SEASON

Completed his fifth NHL season and first with Carolina... Was first on the team and 15th in the league in average ice time per game (24:48)... Was plus or even in 29 of his last 32 games and ranked tied for third on the team in that category (+11)... Was third among Hurricanes defensemen and 10th on the team in scoring with 33 points (7g, 26a)... Led all Carolina defensemen in assists (26)... Earned the primary assist on Whitney's overtime game-winning goal at FLA (3/23)... Scored his third game-winning goal of the season vs. WSH (3/21)... Scored the game-winning goal and assisted on Cullen's first goal vs. COL (2/22)... Netted his fifth goal of the season at VAN (2/3)... Netted the game-winning goal and earned an assist at TB (1/3)... Played his 300th NHL game vs. STL (1/2)... Scored his second goal of the season and skated a season-high 33:23 of ice time at PHI (12/11)... Earned three assists and was named third star vs.

PHX (11/21)... Returned to action after missing eight games with a torn meniscus in his knee and assisted on Walker's goal vs. WSH (11/12)... Suffered a torn meniscus in his knee at NYI (10/25)... Earned a pair of assists at TB (10/11) for his first multi-point game of the season... Made his Hurricanes debut on Opening Night, earned his first Hurricanes point with a goal vs. FLA (10/10)... Games missed due to injury: 11 (knee: 10/28-11/9; upper body: 2/19-2/20; upper body: 3/12)... **Longest assist streak:** 2 games (12/6-12/7: 0g, 2a; 12/23-12/26: 0g, 2a; 2/22-2/24: 1g, 2a; 3/23-3/25: 0g, 2a)... **Longest point streak:** 3 games (12/6-12/11: 1g, 2a; 3/21-3/25: 1g, 2a)... **Multi-assist games:** 2 (10/11 at TB: 0g, 2a; 11/21 vs. PHX: 0g, 3a)... **Multi-point games:** 4 (last: 2/22 vs. COL: 1g, 1a).

2009 PLAYOFFS


Played in all 18 playoff games for Carolina... Led all Hurricanes in ice time per game in the playoffs (26:28) and was tied for first on the team in assists (8)... Ranked third in the league in ice time per game in the playoffs (26:28)... Earned a pair of assists and skated a game-high 35:33 of ice time in Game 7 at BOS (5/14)... Earned the primary assist on

Jokinen's game-tying goal with 1:20 remaining in Game 7 at NJ (4/28)... Notched his second career multi-point playoff game with a pair of assists and was (+3) in Game 4 vs. NJ (4/21)... Earned his first Hurricanes playoff point with an assist on LaRose's goal in Game 3 vs. NJ (4/19)... Made his Hurricanes playoff debut at NJ (4/15).

CAREER

Is in his sixth NHL season and second with the Hurricanes... Acquired from Edmonton on July 1, 2008, in exchange for Erik Cole... Signed a three-year contract with the Hurricanes on July 2, 2008... Twice represented Finland at the IIHF World Junior Championship, winning back-to-back bronze medals in 2002 and 2003... Received the IIHF Directorate Award as the tournament's best defenseman in 2003 in Halifax, totaling six points (1g, 5a) in seven games... Also skated for Finland's under-18 team at the 2000 Five Nations Cup in Salt Lake City and the under-17 2000 World Hockey Challenge in Timmins, ON... Played three seasons in SM-Liiga, Finland's top professional league, from 2000-2003, totaling nine goals, 30 assists (39 points) and 113 penalty minutes in 105 games... **1998-99:** Skated in 30 games for Karpas Oulu's under-18 squad, notching one goal and five assists (6 points)... **1999-00:** Netted 12 goals and added 14 assists (26 points) in 36 regular-season games with Karpas Oulu's under-18 team... Had five points (1g, 4a) in six playoff games... Also played in two games for Karpas Oulu Jr... **2000-01:** Made his debut in Finland's top division, SM-Liiga, skating in 21 regular-season games and two playoff contests with Karpas Oulu... Also played 24 games for Karpas Oulu's junior team, notching 17 points (6g, 11a)... **2001-02:** Was tied for first among Karpas Oulu (SM-Liiga) defensemen with 19 points (4g, 15a)... Was the top-rated European skater in NHL Central Scouting's final report heading into the 2002 NHL Entry Draft... **2002-03:** Ranked first among Karpas Oulu defensemen in scoring with five goals and 15 assists (20 points) in 35 games... **2003-04:** Completed his first NHL season and first season of hockey in North America, totaling eight goals and 19 assists (27 points) in 71 games with the Philadelphia Flyers... Named to NHL All-Rookie Team... Ranked second among NHL rookie defensemen in points (27) and was second in power-play points (17) and assists (12)... Ranked second among all NHL rookies in plus/minus (+15)... Played for the Eastern Conference team at the 2004 NHL YoungStars Game during NHL All-Star Weekend... Scored his first NHL point with a power-play assist in his first NHL game vs. BUF (10/9)... Netted a power-play goal at PHX (10/18) for his first NHL goal, beating Sean Burke at 1:42 of the first period... **2004-05:** Scored six goals and 35 assists (41 points) with 105 penalty minutes in 76 games for the Philadelphia Phantoms of the American Hockey League (AHL)... Ranked tied for second among Phantoms defensemen in scoring (41 points)... Added three goals and four assists (7 points) in

21 playoff games as the Phantoms captured the Calder Cup championship... Voted a starter for PlanetUSA Team at 2005 AHL All-Star Classic... **2005-06:** Won the Barry Ashbee Trophy as the Flyers' most outstanding defenseman and the Pelle Lindbergh Memorial Trophy as Philadelphia's most improved player... Scored a career-high 46 points (13g, 33a) in 58 games, also establishing a single-season high for goals (13)... Ranked second among Flyers skaters in assists and third in plus/minus (+22)... Was tied for 19th in scoring among NHL defensemen and was seventh among NHL blueliners in points-per-game (0.79)... Tallied 20 (3g, 17a) of his 46 points during the season's final 23 games... Played his 100th career NHL game at BUF (2/2)... Had career-high six-game assist and point streaks with 13 points (3g, 10a) from 10/27 to 11/8... Missed 24 games due to injury, including 22 (12/6-1/19) following surgery performed on 12/7 to repair athletic pubalgia (rectus abdominal muscle was pulled off pubic bone)... **2006-07:** Established career-highs in games (77), assists (39) and penalty minutes (88)... Ranked third among Flyers skaters in scoring (43 points), while leading Philadelphia in assists (39) and power-play assists (17)... Led Flyers defensemen in scoring... Was ranked 22nd in scoring among NHL blueliners and 16th in assists, marking the second consecutive season that he was among NHL's top 25 defensemen in scoring... Ranked first among Flyers skaters, averaging 24:32 of ice time per game... It marked his second consecutive season leading Philadelphia in ice time... Played his 200th career NHL game vs. NYI (3/24)... His second of two assists vs. TB (1/30) was his 100th career NHL point... Earned three power-play assists vs. PIT (11/20) to match his career-high for assists and points in a game... Also had three assists vs. NYR (10/7)... Missed five games due to injury or illness... **2007-08:** Tallied eight goals and 18 assists (26 points) in 63 games played for Edmonton... Led the Oilers in ice time in 32 of his 63 games... Earned points in 21 of his 63 games and was plus or even in 40 of 63 games... Had 10 points (1g, 9a) in his last 20 games (2/24-4/3)... Earned his 100th career NHL assist vs. CHI (2/6)... Led Oilers with a season-high 33:55 of ice time at FLA (1/24)... Returned to the lineup vs. COL (11/22) after missing 13 games with a right knee injury... Underwent arthroscopic surgery on his right knee on 10/26... Earned his first assist with the Oilers at DET (10/8)... Scored the game-winning goal vs. PHI (10/6) for his first goal and point with the Oilers... Missed 19 games due to injury or illness.



TUOMO RUUTU 15



Center/Wing • Shoots Left

Acquired: 2/26/08, Trade with CHI

6'0" • 205 lbs.

2008-09 Team: Carolina

2/16/83 • Vantaa, Finland

Drafted: Chicago 2001 (1-9-1)

HIGHLIGHTS

NHL FIRSTS:

Game: 10/8/03; 1-0 CHI W vs. MIN

Point: 10/19/03; 3-1 CHI W vs. NSH (goal)

Goal: 10/19/03; 3-1 CHI W vs. NSH

Shootout Stats: 11 attempts, 6 goals (54.5%),
3 game-deciding goals

NHL HIGHS:

Goals: 2-9x (Last: 4/7/09; 9-0 CAR W vs. NYI)

Assists: 3-3x (Last: 3/7/09; 9-3 CAR W at TB)

Points: 5 (3/7/09; 9-3 CAR W at TB)

Penalty Min: 19 (4/13/06; 7-3 CHI L vs. DET)

CAREER STATS

YEAR	TEAM	LEAGUE	REGULAR SEASON					PLAYOFFS				
			GP	G	A	TP	PIM	GP	G	A	TP	PIM
1999-00	HIFK U20	Fin-Jr	35	11	16	27	32	3	0	1	1	4
	HIFK Helsinki	Finland	1	0	0	0	2	—	—	—	—	—
2000-01 (a)	HIFK U20	Fin-Jr	2	1	0	1	0	—	—	—	—	—
	Jokerit Helsinki	Finland	47	11	11	22	94	5	0	0	0	4
2001-02	Jokerit Helsinki	Finland	51	7	16	23	69	10	0	6	6	29
2002-03	HIFK Helsinki	Finland	30	12	15	27	24	—	—	—	—	—
2003-04	Chicago	NHL	82	23	21	44	58	—	—	—	—	—
2005-06	Chicago	NHL	15	2	3	5	31	—	—	—	—	—
2006-07	Chicago	NHL	71	17	21	38	95	—	—	—	—	—
2007-08 (b)	Chicago	NHL	60	6	15	21	75	—	—	—	—	—
	Carolina	NHL	17	4	7	11	16	—	—	—	—	—
2008-09	Carolina	NHL	79	26	28	54	79	16	1	3	4	8
Hurricanes Totals (2 Seasons)			96	30	35	65	95	16	1	3	4	8
NHL Totals (5 Seasons)			324	78	95	173	354	16	1	3	4	8

(a) June 22, 2001—Selected by the Chicago Blackhawks in the 2001 NHL Entry Draft. First Blackhawks pick, ninth overall, first round.

(b) Feb. 26, 2008—Acquired by the Carolina Hurricanes in exchange for Andrew Ladd.

VS. NHL

CLUB	GP	G	A	PTS	PIM
ANA	12	1	1	2	8
ATL	11	4	4	8	17
BOS	7	1	0	1	6
BUF	9	0	1	1	4
CGY	13	3	6	9	14
CAR	1	1	0	1	0
CHI	2	1	1	2	6
COL	13	4	3	7	6
CBJ	22	4	13	17	39
DAL	11	1	2	3	8
DET	22	4	3	7	33
EDM	12	2	4	6	9
FLA	10	4	3	7	6
LA	12	2	2	4	21
MIN	12	1	2	3	19
MTL	6	1	1	2	12
NSH	20	4	4	8	14
NJ	8	4	5	9	8
NYI	6	3	2	5	4
NYR	7	3	1	4	6
OTT	7	0	1	1	8
PHI	6	1	3	4	4
PHX	13	6	4	10	18
PIT	6	2	1	3	8
SJ	14	3	6	9	32
STL	22	3	9	12	18
TB	11	5	9	14	10
TOR	7	4	2	6	4
VAN	12	3	2	5	10
WSH	10	3	0	3	2

PERSONAL

Tuomo is single... He spent this past summer in Finland, splitting time between Helsinki and Tampere, where his family has a summer cottage... He is involved with the charity Unicef... Tuomo's brother, Jarkko, plays for the Ottawa Senators, and his cousin, Hanno Möttölä, played basketball at the University of Utah and in the NBA for the Atlanta Hawks... Tuomo's first youth team was Vantaa EVU, when he was five years old, and his favorite player growing up was Mario Lemieux... His says his "whole family" had the biggest impact on his career... Tuomo also played soccer and ran long-distance events in track and field growing up... He speaks English, Finnish, Swedish and some German and says his favorite vacation spot is Iceland... Tuomo collects CDs of 1980s hair bands and says his favorite movie is Dances With Wolves... His favorite meal is the traditional Finnish meal

of reindeer and mashed potatoes... Tuomo enjoys the novels of Paulo Coelho and his biggest talent outside of hockey is soccer... The person he would most like to meet is Usain Bolt... His favorite holiday is Christmas and his first job was in retail at a clothing store... He wears the number 15 because it was his number with the Finnish national team... His most memorable goal was his score in the final of the World Cup of Hockey against Canada... His all-time favorite teammate is his brother and his favorite thing about playing professional hockey is spending time with his teammates... Tuomu enjoys reading Finnish newspapers online... His favorite road city is New York, favorite road arena is General Motors Place in Vancouver and favorite team to play against is Montreal.



2008-09 SEASON

Completed his fifth NHL season and second with Carolina... Established career highs in goals (26), assists (28) and points (54)... Ranked second among Hurricanes in goals (26) and third in points (54)... Was second on the team in power-play goals (10)... Led the team in penalty minutes (79)... Led all Hurricanes and ranked 10th in the NHL in hits (228)... Was selected by the Carolina media as the winner of the 2008-09 "Good Guy Award," given for cooperation with the local media... Was 3-for-6 with one game-deciding goal in the shootout... Netted a pair of goals and was a season-high (+4) vs. NYI (4/7)... Scored the game-winning goal at NJ (3/28) to set a new career-high for goals in a season... Reached the 20-goal mark for the second time in his career and set a new career high for points in a season (45) with an empty-net tally vs. NYR (3/9)... Established a new career high for points in a game with five and matched his career highs for goals (2) and assists (3) in a game at TB (3/7)... Scored two goals and assisted

on Samsonov's goal at PHX (2/7)... Scored his 14th goal of the season and assisted on Bayda's goal at NYR (1/27)... Netted the game-winning goal vs. NJ (1/6)... Scored the game-winner and earned an assist at MTL (12/21)... Tallied a season-high three assists at PHI (12/11)... Scored the game-winning goal in the shootout vs. TB (11/16)... Scored Carolina's first goal and earned the primary assist on Wallin's overtime goal at TOR (11/4)... Netted the game's only goal with a power-play tally at STL (10/30)... Netted the Hurricanes' first goal of the season during a first period power play vs. FLA (10/10)... Missed three games due to injury (leg: 10/17-10/23)... **Longest goal streak:** 3 games (11/2-11/6: 3g, 2a; 3/7-3/11: 4g, 3a)... **Longest assist streak:** 3 games (11/1-11/4: 2g, 3a; 2/19-2/22: 0g, 4a)... **Longest point streak:** 5 games (10/30-11/6: 4g, 3a)... **Multi-goal games:** 3 (last: 4/7 vs. NYI: 2g, 0a)... **Multi-assist games:** 5 (last: 3/18 vs. NJ: 0g, 2a)... **Multi-point games:** 12 (last: 4/7 vs. NYI: 2g, 0a).

2009 PLAYOFFS


Completed his first NHL playoff season, skating in 16 of Carolina's 18 postseason contests... Ranked fourth on the team in hits in the playoffs (54)... Left Game 1 at PIT (5/18) in the first period with a lower-body injury... Assisted on Samsonov's goal and registered eight hits in Game 4 vs. BOS (5/8)... Assisted on Jokinen's overtime game

winner in Game 3 vs. BOS (5/6)... Scored his first career playoff goal in Game 7 vs. NJ (4/28)... Assisted on Staal's goal for his first career playoff point and registered seven hits in Game 4 vs. NJ (4/21)... Made his NHL playoff debut in Game 1 at NJ (4/15)... Missed two games due to injury (lower body: 5/21, 5/26).

CAREER

Is in his sixth NHL season and third with Carolina... Has represented Finland at eight major international tournaments... Served as an assistant captain and led his team in scoring in helping Finland capture a gold medal at the 2000 Under-18 World Junior Championship... Won a silver medal at the 2001 Under-20 World Junior Championship and a bronze at the 2002 Under-20 World Junior Championship... Served as team captain at the 2003 Under-20 World Junior Championship and led the tournament in scoring (10 points) as he helped Finland capture the bronze medal... Represented Finland at the 2004 World Cup of Hockey, as well as the 2006, 2007 and 2008 IIHF World Championships... **1999-00:** Spent the majority of the season with HIFK Helsinki's Under-20 team in the Finnish Junior League, recording 11 goals and 16 assists (27 points) in 35 regular-season games... Played in one game with HIFK Helsinki of the Finnish Elite League (SM-Liiga)... **2000-01:** Was the youngest player in the Finnish Elite League, recording 11 goals and 11 assists (22 points) in 47 games for Jokerit... Appeared in five playoff games for Jokerit before suffering a season-ending knee injury... **2001-02:** Totaled 23 points (7g, 16a) in 51 games with Jokerit... Served as an assistant captain... Played in 10 postseason contests, tallying six assists and registering 29 penalty minutes in helping Jokerit capture the SM-Liiga Championship... Selected as The Hockey News No. 1 NHL-affiliated prospect in the world in 2002 by a panel of NHL executives in the publication's 14th Annual Future Watch edition... **2002-03:** Skated in 30 games for HIFK Helsinki of the Finnish Elite League, totaling 27 points (12g, 15a) and 24 penalty minutes... Suffered a season-ending knee injury in mid-January... Selected as The Hockey News No. 4 NHL-affiliated prospect in the world for 2003 by a panel of NHL executives in the publication's 15th Annual Future Watch edition, despite his knee injury... Named by The Hockey News as the top player in the world not playing in the NHL during the 2002-03 season... **2003-04:** Played his first season of hockey in North America, joining the Chicago Blackhawks... Led the team in goals with 23... Ranked tied for first among Blackhawks skaters in power-play goals (10) and led the team in game-winning goals (3)... Among NHL rookies, ranked third in goals (23), tied for fifth in assists (21), third in points (44), tied for first in power-play goals (10), tied for second in power-play points (17), third in shots (174) and third in shooting percentage

(13.2%)... Was named the NHL's Rookie of the Month for March after tallying 16 points (8g, 8a) in 15 games... His 16 points in March were the most by any NHL rookie in a single month during the 2003-04 season... Notched 39 points (21g, 18a) in the final 46 games of the season... Was one of four Blackhawks to play in all 82 games... Represented Chicago and the Western Conference at the 2003 NHL Young Stars Game during All-Star Weekend... Earned his first NHL multi-goal game with a pair of goals at CGY (1/30)... Earned his first NHL assist vs. CGY (11/12)... Scored his first NHL goal/point, beating Chris Mason vs. NSH (10/19)... Made his NHL debut vs. MIN (10/8)... Had three points in a game three times (2/19 at SJ, 2/25 at CBJ, 3/11 at NJ)... **2004-05:** Appeared in six games for Finland at the 2004 World Cup of Hockey, tallying three points (1g, 2a)... Did not play professionally during the season... **2005-06:** Appeared in only 15 games due to back and ankle injuries, registering five points (2g, 3a) and 31 penalty minutes... Missed 25 games with a sore back and 37 games with a partially-severed tendon in his ankle, suffered vs. NSH (1/8)... **2006-07:** Appeared in 71 games, recording 38 points (17g, 21a)... Led the Blackhawks with 156 hits... Played his 100th NHL game and scored Chicago's only goal vs. NJ (11/9)... Suffered a sprained knee during a preseason game at CBJ (9/22) and missed the first 10 games of the regular season... **2007-08:** Split the season between Chicago and Carolina, as the Hurricanes acquired him at the trading deadline in exchange for Andrew Ladd... Had four goals and seven assists (11 points) in 17 games with Carolina after being acquired from the Blackhawks... Was second on the team in hits (171) and tied for third among Hurricanes forwards in plus/minus (+4)... Was named to Finland's national team for the IIHF World Championships in Canada following the season... Scored his first goal with the Hurricanes and assisted on Staal's goal vs. TB (3/1)... Made his Hurricanes debut vs. NJ (2/26), earning an assist and leaving the game in the third with facial lacerations for which he received approximately 40 stitches... Prior to the trade, had six goals and 15 assists (21 points) and 75 penalty minutes in 60 games played with Chicago... Played his 200th career game at OTT (12/22)... Earned his 100th career NHL point with a goal vs. LA (12/12).



SERGEI SAMSONOV 14



Left Wing • Shoots Right

5'8" • 188 lbs.

10/27/78 • Moscow, Russia

Acquired: 1/8/08, On waivers from CHI

2007-08 Teams: Chicago/Carolina (NHL);
Rockford (AHL)

Drafted: Boston 1997 (2-8-1)

HIGHLIGHTS

NHL FIRSTS:

Game: 10/2/97; 6-5 BOS W vs. LA

Point: 10/8/97; 3-2 BOS W @ PHX (assist)

Goal: 10/25/97; 5-4 BOS L vs. FLA (Vanbiesbrouck)

Shootout Stats: 15 attempts, 5 goals (33%),
3 game-deciding goals

NHL HIGHS:

Goals: 3 (4/9/98; 4-1 BOS W vs. NYI)

Assists: 3-8x (Last: 4/13/02; 7-1 BOS W vs. PIT)

Points: 4 (11/27/01; 6-3 BOS W vs. TB)

Penalty Min: 19 (2/28/02; 6-2 BOS L vs. CAR)

CAREER STATS

			REGULAR SEASON					PLAYOFFS				
YEAR	TEAM	LEAGUE	GP	G	A	TP	PIM	GP	G	A	TP	PIM
1994-95	CSKA Moscow 2	CIS-2	50	110	72	182	—	—	—	—	—	—
	CSKA Moscow	CIS	13	2	2	4	14	2	0	0	0	0
1995-96	CSKA Moscow	CIS	51	21	17	38	12	3	1	1	2	4
1996-97 (a)	Detroit	IHL	73	29	35	64	18	19	8	4	12	12
1997-98	Boston	NHL	81	22	25	47	8	6	2	5	7	0
1998-99	Boston	NHL	79	25	26	51	18	11	3	1	4	0
1999-00	Boston	NHL	77	19	26	45	4	—	—	—	—	—
2000-01	Boston	NHL	82	29	46	75	18	—	—	—	—	—
2001-02	Boston	NHL	74	29	41	70	27	6	2	2	4	0
2002-03	Boston	NHL	8	5	6	11	2	5	0	2	2	0
2003-04	Boston	NHL	58	17	23	40	4	7	2	5	7	0
2004-05	Dynamo Moscow	Russia	3	1	0	1	0	3	1	2	3	0
	Boston	NHL	55	18	19	37	22	—	—	—	—	—
2005-06 (b)	Edmonton	NHL	19	5	11	16	6	24	4	11	15	14
	Montreal	NHL	63	9	17	26	10	—	—	—	—	—
2006-07 (c)	Chicago	NHL	23	0	4	4	6	—	—	—	—	—
	Carolina	NHL	38	14	18	32	10	—	—	—	—	—
	Rockford	AHL	2	1	0	1	0	—	—	—	—	—
2008-09	Carolina	NHL	81	16	32	48	28	17	5	3	8	6
Hurricanes Totals (2 Seasons)			119	30	50	80	38	17	5	3	8	6
NHL Totals (11 Seasons)			738	208	294	502	163	76	18	29	47	20

(a) June 27, 1997—Selected by the Boston Bruins in the 1997 NHL Entry Draft. Second Bruins pick, 8th overall, first round.

(b) March 9, 2006—Acquired by the Edmonton Oilers in exchange for Marty Reasoner, Yan Stastny and Edmonton's second-round pick (Milan Lucic) in the 2006 NHL Entry Draft.

(c) July 12, 2006—Signed by the Montreal Canadiens as a free agent.

(d) June 16, 2007—Acquired by the Chicago Blackhawks in exchange for Jassen Cullimore and Tony Samelainen.

(e) Jan. 8, 2008—Claimed on waivers by the Carolina Hurricanes.

VS. NHL

CLUB	GP	G	A	PTS	PIM
ANA	14	4	2	6	6
ATL	30	9	16	25	16
BOS	13	3	2	5	6
BUF	48	17	12	29	8
CGY	13	6	7	13	2
CAR	30	6	8	14	23
CHI	13	3	11	14	4
COL	17	3	5	8	6
CBJ	9	3	4	7	4
DAL	13	1	3	4	2
DET	18	5	5	10	6
EDM	14	2	4	6	0
FLA	37	9	16	25	4
LA	14	4	3	7	2
MIN	14	5	4	9	4
MTL	36	15	9	24	6
NSH	12	4	2	6	2
NJ	37	18	13	31	8
NYI	33	12	17	29	4
NYR	31	10	10	20	8
OTT	45	13	12	25	2
PHI	33	12	15	27	8
PHX	15	3	16	19	0
PIT	37	10	26	36	8
SJ	12	5	6	11	0
STL	16	4	6	10	0
TB	38	5	22	27	6
TOR	42	9	16	25	8
VAN	16	4	8	12	6
WSH	38	4	14	18	4



PERSONAL

Sergei and his wife, Meghan, have two daughters, Natasha (5) and Anya (3)... The Samsonovs have two dogs and spend their summers in Michigan... Sergei works with a group in Michigan that allows athletes with special needs to play hockey... His first youth team was in the Red Army program when he was just six years old and the player he emulated growing up was Sergei Makarov... He also played soccer and basketball as a kid... The most-played artist on Samsonov's iPod is Linkin Park and his favorite food is sushi... The people who most influenced his career were his parents, particularly his father who "taught me how to play hockey"... The people from history he would most like to meet are "the players on some of the old Russian teams" and the current celebrity he would most like

to meet is Tiger Woods... Sergei's biggest talent outside of hockey is golf and his first job was as a hockey player... Sergei's favorite holiday is Christmas and his favorite Web site is cnn.com... He wears number 14 because he was originally assigned 13 with the Bruins and didn't care for it, so he was assigned the next number up... His most memorable goal was his first NHL goal on 10/25/97 against the Florida Panthers... His favorite thing about playing professional hockey is the experience of doing something as a group, as opposed to alone in an individual sport... The place he spends the most time in the Triangle other than home and the rink is Crabtree Valley Mall... Sergei's favorite teams to play against are the Canadian teams.

2008-09 SEASON

Completed his 11th NHL season and second season with Carolina... Ranked fifth on the team in scoring (48 points) and fourth on the team in assists (32)... Ranked tied for third on the team in games played (81)... His 32 assists marked his highest season total since he had 41 with Boston in 2001-02... Was 1-for-3 in the shootout with one game-deciding goal and is now 5-for-15 (33.3%) with three game-deciding goals in his career... Scored his 16th goal of the season at NJ (3/28)... Assisted on the goal by Eaves at FLA (3/23) for his 500th career NHL point... Scored his 15th goal of the season and earned an assist vs. NJ (3/18)... Earned a pair of assists at TB (3/7) for his second consecutive multi-point game... Skated in his 100th game with the Hurricanes at OTT (2/24)... Netted his 11th goal of the season and earned three assists for a season-high four points at PHX (2/7)... Scored his 10th goal of the season and netted the game-winning goal in the shootout at SJ (2/5)... Earned the primary assist on Staal's game winner vs. TB (1/29)... Assisted on

Staal's game winner at PIT (1/20)... Played his 700th NHL game at BOS (1/10)... Scored his 200th career NHL goal with a power-play tally vs. NJ (1/6)... Was named first star after netting a pair of goals and earning an assist vs. ATL (12/31)... Scored Carolina's first goal and earned an assist at MTL (12/21)... Extended his point streak to four games with a goal at PHI (12/11)... Earned the primary assist on Staal's game winner vs. WSH (12/7)... Scored the overtime game winner at PHI (11/28)... Earned his first multi-assist game of the season at FLA (11/24)... Earned his first point of the season with a helper on Corvo's goal vs. TOR (11/2)... Games missed due to injury: 1 (upper-body: 2/26)... **Longest goal streak:** 2 games (1/6-1/8: 2g, 0a; 2/5-2/7: 2g, 3a)... **Longest assist streak:** 4 games (3/6-3/11: 1g, 5a)... **Longest point streak:** 4 games (12/4-12/11: 2g, 2a; 3/6-3/11: 1g, 5a)... **Multi-goal games:** 1 (12/31 vs. ATL: 2g, 1a)... **Multi-assist games:** 7 (last: 3/7 at TB: 0g, 2a)... **Multi-point games:** 11 (last: 3/18 vs. NJ: 1g, 1a).

2009 PLAYOFFS

Skated in 17 of Carolina's 18 postseason contests... Ranked third on the team in playoff goals (5)... Scored his fifth goal of the playoffs in Game 3 vs. PIT (5/23)... Led the team in plus/minus (+3) and was tied for the team lead in goals (4) during the Boston series... Netted his fourth goal of the playoffs in Game 7 at BOS (5/14)... Notched his third goal of the postseason in Game 6 vs. BOS (5/12)...

Found the net for the second consecutive game with a backhand tally in Game 4 vs. BOS (5/8)... Scored his first goal of the playoffs and earned the primary assist on Jokinen's overtime game-winner in Game 3 vs. BOS (5/6)... Assisted on Staal's power-play goal in Game 2 at NJ (4/17)... Made his Hurricanes playoff debut in Game 1 at NJ (4/15)... Missed one playoff game due to injury (lower body: 4/23).

CAREER

Is in his third season with the Hurricanes and 12th in the NHL... Signed a three-year contract with Carolina on April 16, 2008... Was drafted by Boston in 1997 with one of three first-round picks that the Bruins received from the Hartford Whalers in exchange for Glen Wesley... Has appeared in one All-Star Game, notching one goal and one assist for the World team at the 2001 NHL All-Star Game... Won the Calder Trophy as the NHL's top rookie in 1997-98... Had also won rookie of the year honors in the IHL in 1996-97, making him just the second player to win a rookie of the year award at a minor pro level and the NHL in consecutive seasons (Roger Crozier: AHL in 1964, NHL in 1965)... Has represented Russia in major international competitions four times, beginning with the 1996 U-20 World Junior Championship... Won a bronze medal at the 1997 Under-20 World

Junior Championship, leading the tournament in goals with six... Was named the tournament's outstanding forward and to the tournament's All-Star team... Won a bronze medal at the 2002 Winter Olympic Games in Salt Lake City, tallying one goal and two assists (3 points) in six games... Represented Russia at the 2004 World Cup of Hockey, recording three points (1g, 2a)... Also played for the Red Army team, scoring 110 goals in 50 games with the Red Army Junior team in 1994-95 before being promoted to the elite team later that season... Notched 23 goals and 19 assists (42 points) in 64 career games with the Red Army elite team... **1996-97:** Played his first professional season and first season of North American hockey, helping Detroit (International Hockey League) capture the Turner Cup championship... Was just 17 years old at the start of the season... Finished

CAREER CONTINUED

the year second among IHL rookies in scoring with 64 points (29g, 35a) and was named the IHL's Rookie of the Year... Led the Vipers with a plus-33 plus/minus rating... Netted four goals in Game 1 of the IHL Finals vs. Long Beach, the only four-goal game in Vipers history... **1997-98:** Won the Calder Trophy as the NHL's rookie of the year and was named to the NHL's All-Rookie team after scoring 22 goals and earning 25 assists (47 points) in 81 games with Boston... Led all rookies in goals (22), power-play goals (7) and power-play points... Was the only rookie to record a hat trick during the season, netting three goals vs. NYI (4/9)... Made his NHL debut vs. LA (10/2)... Earned his first NHL point with an assist at PHX (10/8)... Scored his first NHL goal vs. FLA (10/25)... Missed one game due to the flu... **1998-99:** Reached the 20-goal mark for the second consecutive season... Led the team and ranked tied for third in the NHL in game-winning goals (8)... Played his 100th career game vs. WSH (11/21)... Missed three games due to injury... **1999-00:** Registered his 100th career point with an assist at DAL (10/15)... Played his 200th career game at NYI (1/4)... Missed five games with a knee injury... **2000-01:** Established career-highs in goals (29), assists (46) and points (75)... Played in his 300th career NHL game vs. PHX (2/27)... Earned his 100th NHL assist at MTL (1/10)... Reached the 200-point plateau with a two-point outing vs. PHX (2/27)... Had 23 multi-point efforts, including four three-point games... Played for the World team at the 2001 NHL All-Star Game... **2001-02:** Netted 20 goals in a season for the fourth time, equaling his career-high with 29 goals... Scored his 100th NHL goal vs. MIN (11/8)... Had 17 multi-point games, including a career-high four points vs. TB (11/27)... Missed six games with a knee injury... **2002-03:** Limited to just eight regular-season games played due to a wrist injury... Three of his five goals were game-winners... Had multi-point games in four of the eight games played, and points in six of eight... Was just the third Bruin in history and first since 1986 to score a game-winning goal at 19:59 of the third period when he did so at COL (10/14)... Played his 400th NHL game at BUF (12/18)... Missed 74 games with the wrist injury, including 47 following bone graft surgery on 12/24... Returned to the ice for the final game of the regular season and the playoffs... **2003-04:** Had nine multi-point games including three three-point efforts... Scored overtime winners at ANA (10/19) and vs. MTL (3/27)... Recorded his 300th NHL point vs. NJ (10/8)... Missed 23 games due to injuries (9-knee, 14-ribs)... Led the Bruins in

playoff scoring with seven points (2g, 5a) in seven games, including three multi-point efforts... **2004-05:** Played three games with Dynamo Moscow, scoring one goal... Added 3 points (1g, 2a) in three playoff games as Dynamo captured the Russian League championship... **2005-06:** Appeared in 55 games, notching 37 points (18g, 19a) with Boston prior to being traded to Edmonton on 3/9... Netted five goals and 11 assists (16 points) in 19 regular-season games with the Oilers... Scored more than 20 goals in an NHL season for the fifth time in his career... Had 12 multi-point games on the season... Scored four goals and added 11 assists (15 points) in 24 playoff games for Edmonton... Had 10 power-play points (4g, 6a) as the Oilers advanced to the Stanley Cup Finals before falling to Carolina in seven games... **2006-07:** Played 63 games for Montreal, totaling 26 points (9g, 17a)... Earned his 400th NHL point (assist) vs. EDM (11/7)... Scored his first Canadiens goal vs. OTT (10/14)... Earned his first Canadiens point with an assist at PHI (10/11)... **2007-08:** Had 32 points (14g, 18a) and was (+7) in 38 games as a Hurricane after being acquired on waivers from Chicago on 1/8... Ranked second among Hurricanes skaters, behind only Eric Staal, in goals (14), assists (18) and points (32), during his 38 games with the team... Had just four assists and was (-7) in 23 games with Chicago prior to being assigned to Rockford (AHL) on Jan. 2... Equaled his point total with the Blackhawks in just his fourth game with the Hurricanes... Was 1-for-3 in the shootout for the season... Had points in 10 of the last 15 games (3/1-4/4: 5g, 9a)... Scored the game-winning goal in the shootout at FLA (3/20)... Had his second consecutive multi-point game with a goal and an assist at ATL (3/19)... Scored a pair of goals, assisted on Corvo's game-winner and was named first star vs. TB (3/1)... Scored both Hurricanes goals, including the overtime game-winner, vs. NJ (2/26)... Netted the game-winning goal and earned an assist at BOS (2/12)... Netted his first goal with the Hurricanes and had a pair of assists at TOR (1/15)... Earned his first point with the Hurricanes with the primary assist on Cole's goal vs. COL (1/12)... Made his Carolina Hurricanes debut at BOS (1/8), just seven hours after being claimed on re-entry waivers by the Hurricanes... Was claimed by the Hurricanes on re-entry waivers on Jan. 8... Was assigned to Rockford (AHL) on Jan. 2... Missed game at CGY (11/22) because of flu... Played in his 600th NHL game at DET (10/12)... Was a healthy extra for 14 games with Chicago.

ALL-TIME RANKS, RUSSIAN-BORN PLAYERS

GOALS

1. Sergei Fedorov	483
2. Alexander Mogilny	473
3. Pavel Bure	437
4. Alexei Kovalev	394
5. Vyacheslav Kozlov	348
6. Alexei Yashin	337
7. Ilya Kovalchuk	297
8. Alexei Zhamnov	249
9. Alex Ovechkin	219
10. Sergei Samsonov	208
11. Sweeney Schriner	201
12. Valeri Kamensky	200
13. Viktor Kozlov	198
14. Sergei Gonchar	191
15. Johnny Gottselig	176


ASSISTS

1. Sergei Fedorov	696
2. Sergei Zubov	619
3. Alexander Mogilny	559
4. Alexei Kovalev	547
5. Vyacheslav Kozlov	479
6. Igor Larionov	475
7. Alexei Zhamnov	470
8. Alexei Yashin	444
9. Sergei Gonchar	443
10. Pavel Datsyuk	351
11. Pavel Bure	342
12. Viktor Kozlov	339
13. Valeri Kamensky	301
14. Sergei Samsonov	294
15. Ilya Kovalchuk	260

POINTS

1. Sergei Fedorov	1,179
2. Alexander Mogilny	1,032
3. Alexei Kovalev	941
4. Vyacheslav Kozlov	827
5. Alexei Yashin	781
6. Pavel Bure	779
7. Sergei Zubov	771
8. Alexei Zhamnov	719
9. Igor Larionov	644
10. Sergei Gonchar	634
11. Ilya Kovalchuk	557
12. Viktor Kozlov	537
13. Pavel Datsyuk	522
14. Sergei Samsonov	502
15. Valeri Kamensky	501





ERIC STAAL 12



Center • Shoots Left

6'4" • 205 lbs.

10/29/84 • Thunder Bay, Ont.

Acquired: 2003 NHL Entry Draft

2008-09 Team: Carolina

Drafted: Carolina 2003 (1-2-1)

HIGHLIGHTS

NHL FIRSTS:

Game: 10/9/03; 3-1 L @ FLA

Point: 10/23/03; 2-0 W @ BOS (goal)

Goal: 10/23/03; 2-0 W @ BOS

Shootout Stats: 11 attempts, 2 goals (18.2%),
1 game-deciding goal

NHL HIGHS:

Goals: 4 (3/7/09; 9-3 W at TB)

Assists: 4 (10/29/05; 5-3 W @ PIT)

Points: 6 (3/7/09; 9-3 W at TB)

Penalty Min: 7 (4/3/06; 6-5 OT W vs. WSH)

CAREER STATS

YEAR	TEAM	LEAGUE	REGULAR SEASON					PLAYOFFS				
			GP	G	A	TP	PIM	GP	G	A	TP	PIM
2000-01	Peterborough	OHL	63	19	30	49	23	7	2	5	7	4
2001-02	Peterborough	OHL	56	23	39	62	40	6	3	6	9	10
2002-03 (a)	Peterborough	OHL	66	39	59	98	36	7	9	5	14	6
2003-04 (b)	Carolina	NHL	81	11	20	31	40	—	—	—	—	—
2004-05	Lowell	AHL	77	26	51	77	88	11	2	8	10	12
2005-06	Carolina	NHL	82	45	55	100	81	25	9	19	28	8
2006-07	Carolina	NHL	82	30	40	70	68	—	—	—	—	—
2007-08	Carolina	NHL	82	38	44	82	50	—	—	—	—	—
2008-09	Carolina	NHL	82	40	35	75	50	18	10	5	15	4
Hurricanes/NHL Totals (5 Seasons)			409	164	194	358	289	43	19	24	43	12

(a) June 21, 2003—Selected by the Carolina Hurricanes in the 2003 NHL Entry Draft. First Hurricanes pick, Second overall, first round.

(b) Oct. 6, 2003—Signed a multi-year contract with the Carolina Hurricanes.

VS. NHL

CLUB	GP	G	A	PTS	PIM
ANA	6	2	2	4	8
ATL	36	15	25	40	18
BOS	20	9	12	21	16
BUF	20	5	13	18	16
CGY	4	0	2	2	6
CAR	—	—	—	—	—
CHI	4	1	3	4	2
COL	4	0	1	1	0
CBJ	5	1	2	3	2
DAL	4	3	1	4	0
DET	5	0	2	2	4
EDM	4	3	0	3	0
FLA	36	8	18	26	24
LA	4	1	3	4	6
MIN	4	1	3	4	4
MTL	20	11	10	21	12
NSH	4	0	1	1	6
NJ	20	4	4	8	14
NYI	20	13	5	18	6
NYR	20	5	7	12	22
OTT	20	5	10	15	18
PHI	20	9	6	15	12
PHX	5	5	1	6	4
PIT	19	10	10	20	12
SJ	4	2	1	3	6
STL	5	4	2	6	6
TB	36	22	16	38	24
TOR	20	9	12	21	10
VAN	4	2	2	4	2
WSH	36	14	20	34	29

PERSONAL

Eric and his wife, Tanya, were married on 8/3/07... Eric and Tanya are expecting their first child in September 2009... They spend their summers in Thunder Bay, Ont... His brothers Marc (NY Rangers, 2005) and Jordan (Pittsburgh, 2006) were also first-round draft picks... His youngest brother, Jared, was drafted in the second round of the 2008 Draft by Phoenix... Eric is part of a group of hockey players from Thunder Bay who host a charity golf tournament there annually benefiting the Northern Cancer Research Fund... They also host an Easter Seals Skate and Eric and his brothers flew to Toronto to spend time with children at Toronto SickKids Hospital this summer... Eric's first youth team was the Wallace Repair orange team in Norwest Minor Hockey and the players he emulated growing up were Joe Sakic and Wayne Gretzky... His most prized possession is his Stanley Cup ring... Eric's first job was working on his family's sod farm... His biggest hockey influences

were his parents and his favorite team growing up was Toronto... His favorite food is Chinese and the British Virgin Islands are his favorite places to visit... His favorite off-season activity is golf and his favorite book is "Lone Survivor" by Marcus Luttrell... Eric's biggest talent outside of hockey is beach volleyball... His favorite movie is The Hangover, favorite TV show is E:60 and favorite video game is "Call of Duty"... The most-played group on his iPod is Big and Rich... The current celebrity he would most like to meet is Tiger Woods... He wears number 12 because it was his dad's number... His favorite former teammate is Andrew Ladd... His most memorable goal was his series-clincher with 32 seconds remaining in regulation in Game 7 of the 2009 Eastern Conference Quarterfinals at New Jersey... The place the Staals spend the most time in the Triangle besides their home and the rink is Madame Bridget's (Cullen) house.



2008-09 SEASON

Completed his fifth NHL season with Carolina... Finished the season ranked tied for fifth in the NHL in goals (40) and tied for seventh in the league in game-winning goals (8)... Was tied for eighth in the NHL in power-play goals (14) and was second in shots (372)... Was first on the team in goals (40), power-play goals (14), game-winning goals (8), shots (372) and plus/minus (+15) and second among Hurricanes in points (75) and assists (35-tied)... Was one of only two Hurricanes to play in all 82 games... Was selected by his teammates as Carolina's nominee for the King Clancy Trophy this season, honoring leadership and commitment to the community... Had 36 points (17g, 19a) in final 26 games (2/15-4/11)... The Hurricanes were 22-3-2 when he scored a goal... Reached the 40-goal mark for the second time in his career with a power-play tally vs. BUF (4/9)... Established a new franchise record with his fourth hat trick of the season, earning four points total (3g, 1a) vs. NYI (4/7)... Played his 400th career NHL game vs. NYI (3/20)... Scored his 33rd goal of the season, earned a pair of assists and was (+3) at WSH (3/14)... Established career-highs and matched franchise records for goals and points in a game with four goals and two assists and was (+4) at TB (3/7)... His four goal, two assist performance at TB (3/7) marked the first time a player had scored four goals in a game for the franchise since Ron Francis did so on 2/12/84 vs. EDM, and the first time a player had notched six points since Francis had three goals and three assists on 10/8/89 at QUE... Scored on a penalty shot at WSH (3/3) and is now 3-for-4 on penalty shots in his career... Notched his sixth multi-goal game of

the season with a pair of goals, including the game-winner, at NYI (2/19)... Scored the game-winning goal with a power-play tally and had two assists at BUF (2/15)... Fired a season-high 11 shots on goal vs. FLA (2/12)... Represented the Eastern Conference in his third consecutive All-Star Game on Jan. 25, extending his All-Star goal streak to three games with a first-period tally... Scored his fifth game-winning goal of the season at PIT (1/20)... Played in his 300th consecutive regular-season game vs. BUF (1/17)... Had his ninth multi-point game of the season with a goal and an assist vs. TOR (1/15)... Netted his 18th goal of the season with a power-play tally vs. STL (1/2)... Earned his sixth career hat trick with three third-period goals at ATL (12/26), matching the franchise record he already shared for goals in one period... Scored his fifth power-play goal of the year and earned two assists at MTL (12/21)... Netted a pair of goals vs. MTL (12/16) for his fourth multi-goal game of the season... Recorded his 300th career NHL point with his first of two goals and earned an assist at PHI (12/11)... Notched his fifth career hat trick with three goals, including the game-winner, and was (+4) vs. PHX (11/21)... Forced overtime with a game-tying, third-period goal and then won the game with an overtime tally at TB (10/11)... **Longest goal streak:** 4 games (4/2-4/9: 6g, 2a)... **Longest assist streak:** 3 games (3/11-3/14: 1g, 4a)... **Longest point streak:** 5 games (2/26-3/7: 5g, 7a; 3/28-4/9: 6g, 3a)... **Multi-goal games:** 8 (last: 4/7 vs. NYI: 3g, 1a)... **Multi-assist games:** 6 (last: 3/14 at WSH: 1g, 2a)... **Multi-point games:** 19 (last: 4/7 vs. NYI: 3g, 1a).

2009 PLAYOFFS

Completed his second NHL playoff season with Carolina, skating in all 18 of the Hurricanes' postseason contests... Ranked first on the team and sixth in the NHL in playoff goals (9)... Ranked first on the team and tied for ninth in the NHL in playoff scoring (15 points)... The Hurricanes were 7-1 in the postseason when he scored a goal... Scored a pair of goals in Game 4 vs. BOS (5/8) to move past Ron Francis (39 points) for first in franchise history in playoff scoring... Netted a power-play goal in Game 3 vs. BOS (5/6)... Earned his third multi-point game of the playoffs

with a goal and an assist at BOS (5/3)... Netted the game-winning goal with 32 seconds remaining in Game 7 at NJ (4/28), the latest regulation game-winner in a Game 7 in NHL history... Matched his playoff career high with two goals and assisted on Whitney's goal in Game 6 vs. NJ (4/26)... Scored his second goal of the postseason in Game 4 vs. NJ (4/21)... Netted his first goal of the playoffs with a power-play tally in Game 2 at NJ (4/17).

CAREER

Is in his sixth NHL season with the Hurricanes... Signed a seven-year extension with the team on September 11, 2008 that goes through the 2015-16 season... Entering 2009-10, had missed one game to injury (March 19, 2004) in his entire NHL career and had played in 336 consecutive regular-season games for Carolina... Has been involved with Canada in international competition three times: as a reserve for the 2006 Winter Olympic Games in Torino, Italy, as a member of the gold-medal-winning Canadian team at the 2007 IIHF World Championship and as a member of the silver-medal-winning team at the 2008 IIHF World Championship... Selected by the franchise with the second overall pick in the 2003 NHL Entry Draft... Was the top-rated North American skater in the NHL's Central Scouting Registry for the 2003 Entry Draft... **2000-01:** Ranked third for Peterborough in scoring with 49 points (19g, 30a) in his rookie OHL season... Played for Team Ontario in the U-17 World Championships in Nova Scotia... Won gold with Canada

under-18 team at the 2001 Six Nations Tournament in the Czech Republic... **2001-02:** Ranked third on Peterborough in scoring with 62 points (23g, 39a) in 56 games... Was named to the OHL's Eastern Conference All-Star team for the CHL All-Star Weekend... Served as an alternate captain for the Canadian under-18 national team at the 2002 U-18 World Championships... **2002-03:** Led Peterborough and ranked seventh in the OHL in scoring with 98 points (39g, 59a) in 66 games... Was sixth in the OHL in goals (39)... Notched 14 points (9g, 5a) in seven playoff games for the Petes... Was named a 2002-03 Canadian Hockey League (CHL) First-Team All-Star... Was Player of the Week in the OHL and CHL for the week ending Feb. 23 after tallying eight points (4g, 4a) in three games... Notched a hat trick and added an assist vs. Sault Ste. Marie (2/23)... Participated in the CHL Home Hardware Top Prospects Game Jan. 22 in Kitchener, Ont... Played for the OHL Eastern Conference All-Stars for the second consecutive season in the CHL

All-Star Series... Was an alternate captain for Peterborough... **2003-04:** Completed his rookie NHL season, making the jump from junior hockey straight to the NHL in his draft year... Was tied for ninth among NHL rookies in scoring (31), tied for 12th in goals (11), tied for ninth in assists (20) and fourth in shots (164)... Had a five-game assist streak from Oct. 23-Nov.1 (1g, 5a) - the longest assist streak by an NHL rookie that season... Participated in the NHL YoungStars Game at the NHL All-Star Weekend in St. Paul, Minn., on Feb. 7, scoring the game's first goal for the Eastern Conference... Missed his first NHL game with a torso injury at PIT (3/19)... Scored the first shorthanded goal of his career vs. ATL (1/18)... Scored his first career overtime goal and had an assist vs. LA (11/8)... Scored his first NHL goal - the game-winner - when he beat Bruins netminder Andrew Raycroft 1:57 into the game and earned his first NHL assist when he set up Jeff O'Neill 12:47 into the third period at BOS (10/23)... Recorded his first NHL penalty, tripping, vs. FLA (10/13)... Made his NHL debut at FLA (10/9), 20 days before his 19th birthday... Led the NHL in goals during the preseason with seven... **2004-05:** Spent the entire season with Lowell (AHL), establishing new Lock Monsters franchise records in points (77), assists (51), plus/minus (+37) and shorthanded goals (7) in a season... Led AHL in shorthanded goals and plus/minus... Had a team record 12-game points streak (1/5-1/30: 5g, 15a)... In one season, equaled Lock Monsters career record for shorthanded goals (7)... Ranked 10th in AHL in points... Earned an assist for the Canadian All-Stars in 2005 AHL All-Star Classic... Was second on team in scoring (10 points) and led the team in assists (8) and shots (37) in 11 Calder Cup Playoff games... Scored game-winning goal in 3-2 Game 5 win against Hartford in the Atlantic Division semifinals (4/28)... **2005-06:** Ranked sixth in the NHL in points (100), eighth in the NHL in goals (45) and tied for eighth in power-play goals (19)... Led Carolina in goals (45), assists (55), points (100) and shots (279)... Was named MVP by the Carolina chapter of the Professional Hockey Writers Association... Had points in 58 of Carolina's 82 games... With a goal and an assist at TB (4/15), he became the first player to reach 100 points in a season for the franchise... Had his first NHL fight when he scrapped with Jeff Halpern vs. WSH (4/3)... Scored his 40th goal of the season and earned an assist at MTL (3/16)... Was named NHL Offensive Player of the Week for the period ending March 5 after tallying three goals and four assists (7 points) in Carolina's three games March 1-4... Was a member of the reserve squad for Team Canada during the 2006 Winter Olympics in Torino, Italy... Netted a pair of goals and earned an assist at MTL (1/31) to reach the 100-point plateau in his NHL career... Reached the 30-goal mark for the first time in his career when he beat Rick DiPietro for the game-winner vs. NYI (1/19)... Named NHL Offensive Player of the Week for the second time of the season for the period ending Jan. 15 (3gp, 3g, 4a, +3)... Returned after taking a high-stick to the mouth in first period to score his second career hat trick and earn an assist on John Deere hat day at the RBC Center vs. STL (1/15)... Reached the 50-point mark in the team's 35th game, tying the franchise record for fastest player to reach 50 points in a single season (Mike Rogers in 1980-81: 35 games)... Scored his 25th goal of the season in the team's 34th game, becoming the fastest player to 25 goals in franchise history... Played in his 100th NHL/Hurricanes game and scored his 14th goal of the season at NYR (11/19)... Had his career-high 10-game scoring streak (10/20-11/11: 7g, 13a) snapped vs. ATL (11/12)... Had his third consecutive three-or-more-point night with two goals and an assist vs. TOR (11/3)... Was named NHL Offensive Player of the Week on October 31 for the week of 10/24-30... Was named NHL Offensive Player of the Month for October on Nov. 1... Was the first player to be named Player of the Month for the franchise since Mike Rogers earned the honor in Dec. 1980... Celebrated his 21st birthday with a career-high four assists at PIT (10/29)... Earned his first career hat trick vs. PHI

(10/28)... Began the season with a four-game goal streak (10/5-10/12: 5g, 3a), one game short of the franchise record (Kevin Dineen, five games, 1990-91)... Completed his first NHL playoff season... Ranked first in the league in points (28 points), first in assists (19), first in power-play goals (7), first in power-play assists (10), first in power-play points (17) and first in shots (87)... Had points in 20 of Carolina's 25 playoff games... Had a 15-game point streak from April 24 through May 28 (7g, 13a), establishing a new franchise playoff record... Established franchise playoff records for assists (19), points (28) and shots (87) in a single playoff year... Scored a pair of power-play goals and assisted on Whitney's goal in Game 5 vs. EDM (6/14)... Scored a goal to tie the game with three seconds remaining in the third period of Game 2 vs. NJ (5/9) to force overtime... Netted his first career playoff goal, beating Cristobal Huet for the overtime winner in Game 3 at MTL (4/26)... Matched John Anderson's franchise record for assists in a playoff game with four helpers in Game 2 vs. MTL (4/24)... His assist on Brind'Amour's first power-play goal was his first career NHL playoff point... Made his NHL playoff debut in Game 1 vs. MTL (4/22)... **2006-07:** Was third on the team in goals (30), assists (40) and points (70)... Led the team and ranked 14th in the NHL in shots (288)... Was tied with Justin Williams for the team lead in power-play goals (12)... Was third on the team in power-play points (26)... Was one of four Hurricanes to play in all 82 games and was third on the team in average ice time (20:07)... Was named to Canada's roster for the 2007 IIHF World Championships in Russia following the season... Reached the 30-goal mark for the second consecutive season and earned his 200th career NHL point with an assist vs. FLA (4/7)... Earned his 100th NHL/Hurricanes assist at MTL (2/6)... Played in his first NHL All-Star Game on Jan. 24 in Dallas, scoring a goal for the Eastern Conference... Tied with Atlanta's Marian Hossa for first place in the Shooting Accuracy contest at the 2007 Dodge Nitro/NHL SuperSkills competition, hitting all four targets in five shots... Played his 200th NHL game vs. FLA (12/23)... Notched his third career hat trick including the game-winning goal vs. DAL (11/18)... Scored Carolina's first goal of the 2006-07 season vs. BUF (10/4)... **2007-08:** Ranked tied for 11th in the NHL in goals (38), tied for 15th in game-winning goals (7), tied for 11th in power-play goals (14) and eighth in shots (310)... Ranked first on the team and tied for 15th in the NHL in scoring (82 points)... Was named the team's Most Valuable Player by the Carolina chapter of the Professional Hockey Writers' Association... Was the only Hurricane to play in all 82 games... Led Carolina in goals (38), assists (44), power-play goals (14), power-play points (35), game-winning goals (7), shots (310), takeaways (56), face-offs taken (1,708) and total time on ice (1,774 mins.)... Led the Hurricanes in multi-goal games (4), multi-assist games (10) and multi-point games (23)... Was 2-for-2 on penalty shots and 1-for-2 in the shootout... Captured a silver medal with Canada at the 2008 IIHF World Championships, held in Halifax and Quebec City, Canada... Had points in 11 of the final 15 games of the season (3/1-4/4: 8g, 16a)... Scored the Hurricanes' first goal, earned two assists and broke the Hurricanes record for shots in a game with 12 vs. ATL (3/28)... Played his 300th career NHL game at PIT (2/2)... Was named Most Valuable Player of the 2008 NHL All-Star Game, scoring a pair of goals and assisting on Marc Savard's game-winner as the Eastern Conference defeated the Western Conference 8-7 at Philips Arena in Atlanta (1/27)... Earned his fourth career hat trick with three third-period goals, including a power-play, penalty-shot goal against Garon vs. EDM (1/18)... Scored his 100th career NHL goal with a first-period tally vs. TB (11/23), making him the sixth-fastest player to reach 100 goals in franchise history (268 games)... Beat Huet for his first career penalty shot goal vs. MTL (10/26) on his second career penalty shot attempt... Netted Carolina's first goal of the 2007-08 season with a power-play tally vs. MTL (10/3).



FRANCHISE IMPACT

Highest draft pick: On June 22, 2003, matched Sylvain Turgeon (1983) and Chris Pronger (1993) as the highest draft pick taken in franchise history, second overall in the 2003 NHL Entry Draft.

Consistency: Is one of just six NHL players (Heatley, Iginla, Kovalchuk, Ovechkin, Zetterberg) to have 30-plus goals in each of the last four seasons, and just the second player in franchise history to record four consecutive 30-goal seasons (Blaine Stoughton, 1979-80 to 1982-83).

Durability: Including the playoffs, had played in 379 consecutive games for Carolina at the end of the 2008-09 postseason. Has missed just one game in his NHL career.

National exposure: Has been featured in major publications including GQ, Sports Illustrated, ESPN The Magazine, The New York Times, FHM and USA Today and was on the cover of the EA Sports video game NHL 08.


Consecutive All-Star appearances: Has appeared in three consecutive All-Star Games, the first player to appear in the All-Star Game in three consecutive seasons for the franchise since Kevin Dineen played in three consecutive All-Star Games from 1987-1989.

All-Star Game MVP: Was the first player in franchise history to earn All-Star Game Most Valuable Player honors after scoring a pair of goals and assisting on Marc Savard's game-winner as the Eastern Conference defeated the Western Conference 8-7 at the 2008 All-Star Game at Philips Arena in Atlanta.

NHL Offensive Player of the Month: In October 2005, became the first player to be named NHL Player of the Month since Mike Rogers in Dec. 1980.

FRANCHISE RECORDS:

- * **Goals in a game:** 4 in a 9-3 victory at Tampa Bay on March 7, 2009, matching the record held by Ron Francis and Jordy Douglas
- * **Points in a game:** 6 in a 9-3 victory at Tampa Bay on March 7, 2009, matching the record held by Ron Francis and Paul Lawless
- * **Shots in a game:** 12 in a 7-1 win vs. Atlanta on March 28, 2008
- * **Hat tricks in a season:** 4, set during the 2008-09 season
- * **Consecutive 30-goal seasons:** 4, 2005-06 through 2008-09, matching Blaine Stoughton's record
- * **Goals in a period:** 3, a franchise mark he tied two more times during the 2008-09 season, most recently March 7, 2009
- * **Goals by a center (season):** 45 goals in 2005-06 broke record set by Mike Rogers (44) in 1979-80
- * **Fastest to 50 points in a season:** 35 games in 2005-06, tied Mike Rogers' mark set in 1980-81
- * **Fastest to 25 goals in a season:** 34 games in 2005-06, broke Blaine Stoughton's mark set in 1981-82 (35 games)
- * **Assists in a playoff game:** 4 in a 6-5 double-overtime loss to Montreal on April 24, 2006, tying John Anderson's record set on April 12, 1986
- * **Assists in a playoff season:** 19 in 2006, broke Ron Francis' record (10) set in 2002
- * **Points in a playoff season:** 28 in 2006, broke Ron Francis' record (16) set in 2002
- * **Shots in a playoff season:** 87 in 2006, broke Jeff O'Neill's record (72) set in 2002
- * **Point streak in a playoff season:** 15 games, established from April 24-May 28, 2006 (7g, 13a)
- * **Playoff points, career:** 43, passed Ron Francis for first in franchise history in playoff scoring during the 2009 playoffs
- * **Playoff goals, career:** 19, passed Rod Brind'Amour for first in franchise history in playoff goals during the 2009 playoffs



SCOTT WALKER 24



Right Wing • Shoots Right

5'10" • 196 lbs.

7/19/73 • Cambridge, Ont.

Acquired: 7/18/06, trade with NSH

2008-09 Team: Carolina

Drafted: Vancouver 1993 (4-124-5)

HIGHLIGHTS

NHL FIRSTS:

Game: 4/13/95; 6-4 VAN L vs. EDM
Point: 4/17/95; 2-2 VAN T @ DAL (assist)
Goal: 10/14/95; 7-6 VAN W @ SJ (Flaherty)
Shootout Stats: 1 attempt, 0 goals (0%)

NHL HIGHS:

Goals: 3-2x (Last: 12/22/03; 3-3 NSH T vs. PHX)
Assists: 3-7x (Last: 3/24/07; 6-4 CAR W vs. SJ)
Points: 4-2x (Last: 2/18/04; 7-3 NSH W vs. SJ)
Penalty Min: 39 (1/26/98; 4-2 VAN L @ PHX)

CAREER STATS

YEAR	TEAM	LEAGUE	REGULAR SEASON					PLAYOFFS				
			GP	G	A	TP	PIM	GP	G	A	TP	PIM
1991-92	Owen Sound	OHL	53	7	31	38	128	5	0	7	7	8
1992-93 (a)	Owen Sound	OHL	57	23	68	91	110	8	1	5	6	16
1993-94	Hamilton	AHL	77	10	29	39	272	4	0	1	1	25
1994-95	Syracuse	AHL	74	14	38	52	334	—	—	—	—	—
	Vancouver	NHL	11	0	1	1	33	—	—	—	—	—
1995-96	Vancouver	NHL	63	4	8	12	137	—	—	—	—	—
	Syracuse	AHL	15	3	12	15	52	16	9	8	17	39
1996-97	Vancouver	NHL	64	3	15	18	132	—	—	—	—	—
1997-98	Vancouver	NHL	59	3	10	13	164	—	—	—	—	—
1998-99 (b)	Nashville	NHL	71	15	25	40	103	—	—	—	—	—
1999-00	Nashville	NHL	69	7	21	28	90	—	—	—	—	—
2000-01	Nashville	NHL	74	25	29	54	66	—	—	—	—	—
2001-02	Nashville	NHL	28	4	5	9	18	—	—	—	—	—
2002-03	Nashville	NHL	60	15	18	33	58	—	—	—	—	—
2003-04	Nashville	NHL	75	25	42	67	94	6	0	1	1	6
2004-05	Cambridge	OHA-Sr.	5	2	6	8	4	—	—	—	—	—
	Dundas	OHA-Sr.	3	3	2	5	8	—	—	—	—	—
2005-06	Nashville	NHL	33	5	11	16	36	5	0	0	0	6
2006-07 (c)	Carolina	NHL	81	21	30	51	45	—	—	—	—	—
2007-08	Carolina	NHL	58	14	18	32	115	—	—	—	—	—
2008-09	Carolina	NHL	41	5	10	15	39	18	1	6	7	19
Hurricanes Totals (3 Seasons)			180	40	58	98	199	18	1	6	7	19
NHL Totals (14 Seasons)			787	146	243	389	1130	29	1	7	8	31

(a) June 26, 1993—Selected by the Vancouver Canucks in the 1993 NHL Entry Draft. Fourth Canucks selection, 124th overall, fifth round.
(b) June 26, 1998—Selected by the Nashville Predators from Vancouver in the 1998 Expansion Draft.
(c) July 18, 2006—Acquired by the Carolina Hurricanes from Nashville in exchange for Josef Vasicek.

VS. NHL

CLUB	GP	G	A	PTS	PIM
ANA	31	6	6	12	51
ATL	23	4	9	13	35
BOS	23	0	7	7	48
BUF	20	5	3	8	63
CGY	33	2	11	13	29
CAR	15	1	2	3	31
CHI	43	6	13	19	57
COL	28	6	15	21	22
CBJ	19	6	9	15	8
DAL	36	7	10	17	48
DET	36	5	8	13	71
EDM	33	7	13	20	75
FLA	24	6	7	13	17
LA	32	5	4	9	83
MIN	20	10	7	17	18
MTL	22	3	7	10	18
NSH	2	0	0	0	2
NJ	23	3	7	10	16
NYI	20	3	5	8	50
NYR	23	4	8	12	37
OTT	22	1	5	6	38
PHI	20	3	1	4	22
PHX	33	11	13	24	83
PIT	27	7	14	21	4
SJ	35	9	20	29	30
STL	39	4	9	13	42
TB	26	6	7	13	35
TOR	26	9	8	17	30
VAN	21	3	6	9	24
WSH	32	4	9	13	43



PERSONAL

Scott and his wife, Julie, were married July 10, 1999... They have a son, Cooper (7), and a daughter, Anna (5)... The Walkers spend their summers in Cambridge, Ont., and have a St. Bernard named Maddy... Scott has worked with the Garth Brooks Teammates for Kids Foundation, Goals and Dreams and Kids Can Play... His biggest hockey influence was his dad, and his first youth team was Timbits Hockey in Cambridge... The player he emulated growing up was Paul Coffey, and his first job was working at McDonald's... Scott's favorite movie is *Good Will Hunting*, favorite television show is *Wipeout* and favorite band is Rascal Flatts... The most-played song on his iPod is U2's *Beautiful Day*... His favorite book is "The Last Lecture" by Randy Pausch... Scott says Matt Damon would play him in a movie about his life...

He enjoys playing Wii Fit with his son, and his favorite website is yahoo.com... The person from history he would most like to meet is Muhammad Ali, and the current celebrity he would most like to meet is Angelina Jolie... His guilty pleasures are nachos and cheese... Scott says if he wasn't playing professional hockey he would be a teacher... His most memorable goal was his overtime, series-clinching goal in Game 7 of the 2009 Eastern Conference Semifinals in Boston... His favorite former teammates are Greg Johnson and Tom Fitzgerald... He wears 24 because it was assigned to him when he was called up for the Canucks... His favorite road arena is the Air Canada Centre, his favorite road city is Tampa Bay and his favorite team to play against is Boston.

2008-09 SEASON

Completed his 14th NHL season and third with Carolina... Was sixth among Hurricanes forwards in hits (79) despite missing 41 games due to injury... Scored his fifth goal of the season and was (+1) vs. NYI (4/7)... Registered five hits vs. PIT (4/4)... Returned to action vs. NYR (4/2) after missing 11 consecutive games with an upper-body injury and was (+1) in 6:13 of ice time... Netted his fourth goal of the season vs. CGY (3/6)... Returned to action at WSH (3/3) after missing 15 games with an upper-body injury... Placed on injured reserve on 2/5... Assisted on Whitney's goal and registered six hits at BUF (1/17)... Earned his second multi-point game of the season with a goal and an assist vs. TOR (1/15)... Tied the team season high (Staal) with nine shots on goal and earned an assist on Whitney's goal at BOS (12/20)... Registered two hits and sparred with Arron Asham at PHI (12/11)... Returned to action vs. WSH (12/7) after missing four games due to a leg

injury... Registered seven hits at FLA (11/24)... Earned his first multi-point game of the season with a pair of assists vs. PHX (11/21)... Earned the primary assist on Whitney's game-winning goal vs. MTL (11/18)... Netted his second goal of the season with a power-play tally vs. WSH (11/12)... Scored his first goal of the season at WSH (11/6)... Made his season debut at TOR (11/4) after missing the team's first 11 games due to a hand injury sustained during the preseason... Underwent surgery on Oct. 6 to repair a ligament in his left hand... Missed 41 games due to injury (Hand: 10/10-11/2; Leg: 11/28-12/6; Upper-body: 1/29-2/28; 3/7-3/28)... **Longest assist streak:** 3 games (11/16-11/21: Og, 4a)... **Longest point streak:** 3 games (11/16-11/21: Og, 4a)... **Multi-assist games:** 1 (11/21 vs. PHX: Og, 2a)... **Multi-point games:** 2 (11/21 vs. PHX: Og, 2a; 12/15 vs. TOR: 1g, 1a).

2009 PLAYOFFS

Completed his third NHL playoff season and first with Carolina, skating in all 18 of Carolina's postseason contests... Scored the overtime, game-winning goal – his first career playoff goal – in Game 7 at BOS (5/14)... Was assessed 17 minutes in penalties for an altercation with Aaron Ward in Game 5 at BOS (5/11)... Assisted

on Samsonov's goal and registered nine hits in Game 3 vs. BOS (5/6)... Notched the primary assist on Bayda's goal in Game 4 vs. NJ (4/21)... Earned his first Hurricanes playoff point with an assist on Bayda's goal in Game 3 vs. NJ (4/19)... Made his Hurricanes playoff debut at NJ (4/15).

CAREER

Is in his 15th NHL season and fourth with the Hurricanes... Acquired from Nashville on July 18, 2006, in exchange for Josef Vasicek... Signed a three-year contract with the Hurricanes on June 20, 2007... An original member of the Nashville Predators, selected in the 1998 NHL Expansion Draft... Heading into the 2009-10 season, he ranked third on the Predators' all-time list in goals (96) and penalty minutes (465) and fourth in points (247) and assists (151)... Originally a defenseman, he switched to forward prior to the 1996-97 season... Was named a member of the Owen Sound Platers' Mastercard All-Time Team... **1991-92:** Scored seven goals and 31 assists (38 points) in 53 regular season games for Owen Sound... Had seven assists in five playoff games... **1992-93:** Finished the season with a career-high 91 points (23g, 68a)... Was an OHL Second Team All-Star... Played for the Canadian National Junior team for two games, netting three goals... **1993-94:** Appeared in 77 games for Hamilton of the AHL, recording 10 goals and 29 assists

(39 points)... **1994-95:** Made his NHL debut with Vancouver vs. EDM (4/13)... Notched his first NHL point with an assist on Mike Peca's goal vs. DAL (4/17)... Prior to joining Vancouver, he played 74 games for Syracuse, tallying 14 goals and 38 assists (52 points) and leading the team with an AHL career-high 334 penalty minutes... **1995-96:** Finished second on the Canucks with 137 penalty minutes in only 63 games... Scored his first NHL goal vs. SJ (10/14)... Recorded three goals and 12 assists (15 points) in 15 games with Syracuse... Notched 17 points (9g, 8a) in 16 playoff games for Syracuse... **1996-97:** Notched 18 points (3g, 15a) in 64 games with the Canucks... Ranked third on the Canucks in penalty minutes (132)... Played his 100th career game vs. FLA (1/14)... **1997-98:** Appeared in 59 games for Vancouver, totaling 13 points (3g, 10a)... Was plus or even in 42 of his 59 games played... Finished sixth on the club with 164 penalty minutes... Notched the first NHL goal scored outside of North America when he scored at 12:10 of

CAREER CONTINUED

the first period of Vancouver's 1997-98 season opener against Anaheim in Tokyo, Japan... The puck now resides in the Hockey Hall of Fame... **1998-99:** Ranked third on the club in assists (25) and fourth in points (40)... Collected 100 penalty minutes for the fourth straight season... Set a franchise single-game record by collecting 25 penalty minutes vs. LA (3/4)... Recorded the first shorthanded goal in Predators franchise history at CHI (10/24)... Made his Predators debut on Oct. 10 vs. Florida... Played for Team Canada at the 1999 World Championships... **1999-00:** Finished second on the team and led all forwards in penalty minutes (90)... **2000-01:** Registered a career-high in goals (25)... Led the club in goals (25), power-play goals (9), shorthanded goals (3) and shorthanded points (5)... Ranked second on the team in points (54) and power-play points (23)... Ranked fourth on the club and led team forwards in average ice time (19:17)... Recorded his 100th NHL assist at SJ (1/13)... Tallied his first career hat trick and became the first-ever Predator to record a hat trick at the Gaylord Entertainment Center vs. COL (12/26)... The hat trick was also part of his first career four-point game (3g, 1a)... Was an assistant captain for Team Canada and finished second on the team with six points (3g, 3a) at the 2001 World Championships in Germany... **2001-02:** Recorded the second-highest average ice time (18:38) among team forwards... Missed 54 games while recovering from post-concussion syndrome... **2002-03:** Led team forwards in average ice time (19:49)... Tied a career single-game high with three assists – including his 200th NHL point – vs. CBJ (2/8)... Served as the Predators' interim captain from Jan. 12-25... Missed 22 games due to injury... **2003-04:** Established then-franchise records with career-high totals in points (67) and multi-point games (15)... Posted career-highs in assists (42), points and average ice time (20:03)... Matched career-highs in goals (25), power-play goals (9) and shorthanded goals (3)... Led the Predators in goals, assists, points and shooting percentage (15.9%)... Ranked second on the team and tied for fifth in the NHL with five shorthanded points (3g, 2a)... With two assists at NYR (3/25), he passed Cliff Ronning as the franchise's all-time leading scorer (with his 227th point as a Predator)... Notched his 100th NHL goal vs. ANA (3/25)... Posted a career-high seven-game point-scoring streak from March 1-13 (2g, 7a)... Matched a career-best with a four-point game (1g, 3a) vs. SJ (2/18)... Became the franchise's all-time leader in goals with his 82nd tally as a Predator vs. SJ (1/31)...

Named the NHL Offensive Player of the Week for Dec. 22-28 (4gp, 4g, 3a, +6)... His goal at PHX (12/27) was the first scored at the Glendale Arena... Notched his second career hat trick vs. PHX (12/22)... Played in his 500th NHL game vs. ANA (10/9)... Named Nashville's 2004 Chevy Man of the Year (community service)... Made his NHL playoff debut at DET (4/7) and appeared in all six of the Predators' first-round games... **2004-05:** Captured a silver medal with Team Canada at the 2005 World Championships... Played with Cambridge and Dundas (OHA Sr.)... **2005-06:** Missed 49 games due to injury: 33 games with a sports hernia and 16 with a sprained wrist... Nashville was 22-8-3 with him in the lineup... Skated in his 600th NHL game vs. CBJ (4/3)... **2006-07:** Ranked sixth on the team in goals (21) and points (51)... Was tied for third on the team in game-winning goals (6)... Matched his career-high with three assists vs. SJ (3/24)... Earned his 200th career assist on Staal's goal vs. NYI (1/6)... Scored his fifth goal of the season and assisted on Staal's goal vs. ATL (10/25)... The goal marked the 300th point of his NHL career... Scored two goals for his first multi-goal game with the Hurricanes at PIT (10/14)... Scored his first goal with Carolina and earned an assist for his first multi-point game with the Hurricanes at FLA (10/11)... Earned his first point with the Hurricanes with an assist on Wallin's goal at WSH (10/7)... Made his Hurricanes debut vs. BUF (10/4)... Missed one game due to illness (4/1)... **2007-08:** Led the Hurricanes in penalty minutes (115) despite playing in just 58 of the team's 82 games... Led Carolina in shorthanded goals (2) and was tied for the team lead in shorthanded points (2)... Was tied for second on the team in game-winning goals (4) and tied for fifth in overall goals (14)... Scored the overtime, game-winning goal on the power play vs. BUF (3/8)... Netted Carolina's first shorthanded goal of the season at NYR (12/26)... Played in his 100th game with the Hurricanes and assisted on Whitney's empty-net goal at TB (12/22)... Deflected the overtime, game-winning goal past Toskala vs. TOR (12/18)... Served a one-game suspension vs. CGY (12/14)... Was assessed a match penalty for head-butting after a fight with Ottawa's Mike Fisher during the second period vs. OTT (12/12)... Played his 700th NHL game at TB (12/6)... Left the game at PIT (10/19) with a torso injury... Netted his first goal of the season and earned an assist at TOR (10/9)... Missed 23 games due to injury (torso: 10/20-11/24, knee: 1/4-1/15).

CAREER HIGHLIGHTS

4/13/95 — Makes his NHL debut for the team that had drafted him, the Vancouver Canucks. He would earn his first NHL point four days later, on a goal by Michael Peca against Dallas.

10/4/97 — Becomes the first player in NHL history to net a regular-season goal outside of North America, scoring at 12:10 of the first period of the Canucks' season opener against Anaheim in Tokyo, Japan. The puck now resides in the Hockey Hall of Fame.

6/26/98 — Is claimed by the Nashville Predators in the 1998 Expansion Draft. Walker still ranks among the Predators' franchise leaders in goals (3rd - 96), penalty minutes (3rd - 465), points (4th - 247) and assists (4th - 151).

12/26/00 — On the day after Christmas, becomes the first Predators skater to score a hat trick at the Gaylord Entertainment Center (now Sommet Center).

12/29/04 — Is named the NHL's Offensive Player of the Week for Dec. 22-28 after notching four goals and three assists (7 points) and a +6 rating in four games for Nashville.


3/25/04 — Scores his 100th career NHL goal with a tally against Anaheim.

4/7/04 — Makes his NHL playoff debut in a first-round game against the Detroit Red Wings. Would go on to play in all six of Nashville's games before the Predators were eliminated by Detroit.

7/18/06 — Is acquired by the defending Stanley Cup champion Carolina Hurricanes in exchange for center Josef Vasicek. Signed a three-year extension to stay with the Hurricanes in June 2007.

5/14/09 — Scores his first career playoff goal, beating Tim Thomas of the Boston Bruins at 18:46 of overtime in Game 7 of the Eastern Conference Semifinals to put the Hurricanes into the Conference Finals for the third time in seven seasons.





NICLAS WALLIN 7



Defenseman • Shoots Left

6'3" • 220 lbs.

2/20/75 • Boden, Sweden

Acquired: 2000 NHL Entry Draft

2008-09 Team: Carolina

Drafted: Carolina 2000 (3-97-4)

HIGHLIGHTS

NHL FIRSTS:

Game: 10/7/00; 3-3 T vs. WSH

Point: 12/26/00; 3-2 L @ TB (goal)

Goal: 12/26/00; 3-2 L @ TB

NHL HIGHS:

Goals: 2 (10/25/03; 4-4 T @ PHI)

Assists: 2-3x (Last: 10/19/08; 3-1 W at ANA)

Points: 2-6x (Last: 10/19/08; 3-1 W at ANA)

Penalty Min: 16 (3/28/08; 7-1 W vs. ATL)

CAREER STATS

YEAR	TEAM	LEAGUE	REGULAR SEASON					PLAYOFFS				
			GP	G	A	TP	PIM	GP	G	A	TP	PIM
1996-97	Brynäs IF Gavle	Sweden	47	1	1	2	14	—	—	—	—	—
1997-98	Brynäs IF Gavle	Sweden	44	2	3	5	57	3	0	1	1	4
1998-99	Brynäs IF Gavle	Sweden	46	2	4	6	52	14	0	1	1	8
1999-00 (a,b)	Brynäs IF Gavle	Sweden	48	7	9	16	73	11	2	1	3	14
2000-01	Carolina	NHL	37	2	3	5	21	3	0	0	0	2
	Cincinnati	IHL	8	1	2	3	4	3	0	0	0	2
2001-02	Carolina	NHL	52	1	2	3	36	23	2	1	3	12
2002-03	Carolina	NHL	77	2	8	10	71	—	—	—	—	—
2003-04	Carolina	NHL	57	3	7	10	51	—	—	—	—	—
2004-05	Lulea	Sweden	39	6	7	13	89	3	0	1	1	6
2005-06	Carolina	NHL	50	4	4	8	42	25	1	4	5	14
2006-07	Carolina	NHL	67	2	8	10	48	—	—	—	—	—
2007-08	Carolina	NHL	66	2	6	8	54	—	—	—	—	—
2008-09	Carolina	NHL	64	2	8	10	42	18	0	0	0	4
Hurricanes/NHL Totals (8 Seasons)			470	18	46	64	365	69	3	5	8	32

(a) June 25, 2000—Selected by the Carolina Hurricanes in the 2000 NHL Entry Draft. Third Hurricanes pick, 97th overall, fourth round.

(b) July 6, 2000—Signed to a multi-year contract with the Carolina Hurricanes.

VS. NHL

CLUB	GP	G	A	PTS	PIM
ANA	8	0	2	2	9
ATL	30	1	5	6	30
BOS	21	0	2	2	12
BUF	25	1	2	3	12
CGY	6	0	0	0	2
CAR	—	—	—	—	—
CHI	6	0	1	1	0
COL	8	0	1	1	8
CBJ	9	0	2	2	4
DAL	6	0	0	0	2
DET	6	1	1	2	6
EDM	7	0	0	0	2
FLA	37	3	6	9	21
LA	7	0	2	2	4
MIN	5	0	1	1	8
MTL	23	0	0	0	35
NSH	5	0	0	0	2
NJ	23	0	3	3	16
NYI	27	2	2	4	18
NYR	20	1	1	2	12
OTT	24	0	0	0	20
PHI	25	4	1	5	18
PHX	5	0	1	1	4
PIT	25	0	4	4	28
SJ	5	0	0	0	15
STL	6	0	1	1	4
TB	37	1	2	3	33
TOR	23	1	2	3	8
VAN	3	0	0	0	2
WSH	38	3	4	7	30

PERSONAL

Niclas and his wife, Louise, have a daughter, Linn (13), and two sons, Marcus (10) and Alexander (8)... The Wallins spend their summers in Boden, Sweden and have a guinea pig named Pepsi... Niclas is involved with helping to raise money to fight childhood cancer in Sweden through Barncancerfonden... His biggest hockey influence was his father, and his first youth team was Boden Hockey Forening when he was 13... His hero growing up was Borje Salming... His favorite off-season activity is boating... His favorite movie is American Gangster, and his favorite television show is The Sopranos... Niclas likes to watch movies in his room to kill time on the road... The most-played artist on his iPod is Takida... The person from history he would most like to meet is Bill Clinton... The current celebrity he would most like to meet is Kid Rock... His favorite food is steak, and his favorite

Web site is aftenbladet.se... His favorite vacation spot is Aruba, and his favorite holiday is Christmas... Niclas expects to work with his father's transportation business after his hockey career is over... His favorite team outside of hockey is Manchester United and favorite athlete outside of hockey is Russian wrestler Alexander Karelin... Niclas lists "sweets" among his guilty pleasures... He wears number 7 because Wally Tatomir put it in his stall... His favorite former teammate is Tommy Westlund... His most memorable goal was his overtime game-winner in Game 2 of the 2006 Conference Semifinals against New Jersey's Martin Brodeur... His favorite road city is Montreal... Niclas has a tattoo of the Stanley Cup with the year 2006 under it on his left arm... His favorite places to go in the Triangle are his kids' soccer, basketball and softball games.



2008-09 SEASON

Completed his eighth NHL season with Carolina... Matched his career highs in assists (8) and points (10)... Was third among Hurricanes defensemen with 131 hits despite missing 17 games due to injury... Was third among Carolina defensemen in shorthanded time on ice per game (2:10)... Scored his second goal of the season to tie the game at four in the third period at WSH (3/14)... Left the game at PIT (1/20) with a lower-body injury... Returned to action at TB (1/3) after missing 12 consecutive games... Left the game vs. PHI (12/6) with a lower-body injury... Scored his first goal of the season – the first regular-season overtime goal of his career – and was named first star of the game at TOR (11/4)... Assisted on

Helminen's first NHL goal vs. TOR (11/2)... Earned a pair of assists for the second consecutive game and was (+3) at ANA (10/19)... Earned two assists for just the second time in his career and was named second star of the game at LA (10/17)... Earned an assist on the game-winner vs. FLA (10/10)... Games missed due to injury: 17 (leg: 12/7-1/2; 1/27-2/5)... Was a healthy extra for one game (2/28)... **Longest assist streak:** 2 games (10/17-10/19: 0g, 4a)... **Longest point streak:** 2 games (10/17-10/19: 0g, 4a; 11/2-11/4: 1g, 1a)... **Multi-assist games:** 2 (last: 10/19 at ANA: 0g, 2a)... **Multi-point games:** 2 (last: 10/19 at ANA: 0g, 2a).


2009 PLAYOFFS

Completed his fourth NHL playoff season with Carolina, skating in all 18 postseason contests for the Hurricanes.

CAREER

Is in his ninth year in the NHL with the Hurricanes... Selected with the Hurricanes' third pick (97th overall), in the fourth round of the 2000 NHL Entry Draft... Signed a four-year contract with the Hurricanes on June 30, 2006... Represented Sweden at the 2008 IIHF World Championships in Canada... **1996-2000:** Recorded 29 points (12g, 17a) and 196 penalty minutes in 185 games for Brynas IF Gavle... **1999-00:** Completed his fourth season for Brynas IF Gavle, totaling 16 points (7g, 9a) and 73 penalty minutes in 48 games... Posted career bests in goals, assists, points and penalty minutes... **2000-01:** Completed his first NHL season with the Hurricanes... Missed seven games (1/31-2/11) due to a shoulder injury... Earned his first major penalty at 19:52 of the third period vs. ANA (1/14)... Earned two assists to register his first multi-point night vs. FLA (1/9)... Scored his first NHL goal at 10:23 of the second period at TB (12/26), just two games after returning from a 12-day stint with Cincinnati (12/6-18: 1g, 1a)... Made his NHL debut against WSH (10/7), registering two penalty minutes but suffering a broken bone in his wrist... Missed six games due to the injury (10/10-24)... Was a healthy scratch for 25 games (11/4-12/6; 12/19; 2/14-3/1; 4/4-8)... Played in three games of the Eastern Conference Quarterfinals vs. New Jersey and did not have a point... **2001-02:** Scored his only goal of the season at DET (11/13)... Was a healthy scratch for 29 games... Played in all 23 playoff games for Carolina... Was tied for the league lead in playoff overtime goals with two... Scored the game-winning goal at 13:42 of OT in Game 2 of the Eastern Conference Finals vs. TOR (5/19)... Scored the game-winning goal, his first career playoff goal, at 3:14 of OT in Game 4 of the Conference Semifinals at MTL (5/9)... Earned his first career NHL playoff point with an assist on the game-winning goal by Ron Francis in Game 1 vs. MTL (5/3)... **2002-03:** Played in a career-high 77 games for the Hurricanes and established a career high with 71 penalty minutes... Scored Carolina's second goal, the eventual game-winner vs. FLA (1/24)... Scored his first goal of the season on a power-play in his 100th NHL game vs. NYI (10/30)... Earned his first point of the season with an assist on Svoboda's goal at NJ (10/29)... Was a healthy extra for one game (2/26)... Missed four games due to injury (12/31 - flu; 3/4-3/7 - illness)... **2003-04:** Was third among Hurricanes defensemen in points (10) and assists (7)... Assisted on Ron Francis' final goal as a Hurricane at MIN

(2/29)... Played in his 200th career NHL game vs. TOR (2/19)... Tallied the game-tying goal after coming out of the penalty box at the end of a four-on-four situation vs. PHI (11/18)... Notched the first multi-goal game of his career with a pair of tallies at PHI (10/25)... Made his season debut at PIT (10/22)... Was a healthy extra for 25 games... **2004-05:** Played for Lulea HF of the Swedish Elite League... Was third among Lulea defensemen in scoring with 13 points (6g, 7a) in 39 games... Was second on his team in penalty minutes with 89... **2005-06:** Established a career-high in goals (4)... Scored Carolina's first goal at FLA (3/10)... Scored his third goal of the season vs. BUF (2/12)... Redirected Hedican's shot for his second goal of the season and earned an assist at ATL (1/26)... Scored his first goal of the season vs. FLA (11/5)... Games missed due to injury: 33 (11/11-12/26: wrist; 3/14-3/18, 3/22-4/7: lower-body)... Completed his third NHL playoff season and third with Carolina, playing all 25 postseason contests to capture his first Stanley Cup... Ranked tied for third among Hurricanes defensemen in playoff scoring with five points (1g, 4a)... Beat Martin Brodeur at 3:09 of overtime in Game 2 vs. NJ (5/8) for his third career playoff goal – all of which have come in overtime... Passed Kevin Dineen (2) for first in franchise history in playoff overtime goals... Earned the primary assist on Brind'Amour's game-winning goal in Game 4 at MTL (4/28)... **2006-07:** Matched his career-high for points in a season (10)... Ranked second among Hurricanes defensemen in hits (143) and fourth on the team in blocked shots (84)... Played his 300th NHL/Hurricanes game at BUF (12/28)... Netted his first goal of the season at WSH (10/7)... **2007-08:** Was second among Carolina defensemen in hits (134) and third in blocked shots (91)... Played for Sweden's national team for the IIHF World Championships in Canada following the season... Registered a career-high 16 penalty minutes (3 minors, 1 game misconduct) vs. ATL (3/28)... Played in his 400th career NHL game and earned an assist at FLA (3/20)... Netted his first goal of the season and assisted on Walker's goal at PHI (12/15), matching his career-high with two points... Underwent surgery on his shoulder on Nov. 3... Earned his first point of the season with an assist on Brind'Amour's goal vs. BUF (10/24)... Games missed due to injury: 16 (groin: 10/26-10/27; shoulder: 11/3-11/16, 12/3-12/6; leg: 1/2-1/5; illness: 1/15-1/17).



AARON WARD 4



Defenseman • Shoots Right

6'2" • 209 lbs.

1/17/73 • Windsor, Ont.

Acquired: 7/24/09, Trade with BOS

2008-09 Team: Boston

Drafted: Winnipeg 1991 (1-5-1)

HIGHLIGHTS

NHL FIRSTS:

Game: 10/5/93; 6-4 DET L at DAL
Point: 10/8/93; 7-2 DET W at ANA (goal)
Goal: 10/8/93; 7-2 DET W at ANA (goal)

NHL HIGHS:

Goals: 2-2x (Last: 3/1/06; 4-3 CAR W vs. BOS)
Assists: 2-4x (Last: 11/1/07; 4-3 BOS W vs. BUF)
Points: 3 (10/28/06; 7-3 NYR W @ PHX)
Penalty Min: 17 (10/18/98; 2-0 DET W vs. CGY)

CAREER STATS

YEAR	TEAM	LEAGUE	REGULAR SEASON					PLAYOFFS				
			GP	G	A	TP	PIM	GP	G	A	TP	PIM
1990-91 (a)	Univ. of Mich.	CCHA	46	8	11	19	126	—	—	—	—	—
1991-92	Univ. of Mich.	CCHA	42	7	12	19	64	—	—	—	—	—
1992-93	Univ. of Mich.	CCHA	30	5	8	13	73	—	—	—	—	—
1993-94 (b)	Detroit	NHL	5	1	0	1	4	—	—	—	—	—
	Adirondack	AHL	58	4	12	16	87	9	2	6	8	6
1994-95	Adirondack	AHL	76	11	24	35	87	4	0	1	1	0
	Detroit	NHL	1	0	1	1	2	—	—	—	—	—
1995-96	Adirondack	AHL	74	5	10	15	133	3	0	0	0	6
1996-97	Detroit	NHL	49	2	5	7	52	19	0	0	0	17
1997-98	Detroit	NHL	52	5	5	10	47	—	—	—	—	—
1998-99	Detroit	NHL	60	3	8	11	52	8	0	1	1	8
1999-00	Detroit	NHL	36	1	3	4	24	3	0	0	0	0
2000-01	Detroit	NHL	73	4	5	9	57	—	—	—	—	—
2001-02 (c)	Carolina	NHL	79	3	11	14	74	23	1	1	2	22
2002-03	Carolina	NHL	77	3	6	9	90	—	—	—	—	—
2003-04	Carolina	NHL	49	3	5	8	37	—	—	—	—	—
2004-05	Ingolstadt	Germany	8	0	3	3	16	11	1	1	2	16
2005-06	Carolina	NHL	71	6	19	25	62	25	2	3	5	18
2006-07 (d,e)	NY Rangers	NHL	60	3	10	13	57	—	—	—	—	—
	Boston	NHL	20	1	2	3	18	—	—	—	—	—
2007-08	Boston	NHL	65	5	8	13	54	6	0	1	1	6
2008-09 (f)	Boston	NHL	65	3	7	10	44	11	1	0	1	2
HURRICANES TOTALS (4 Seasons)			276	15	41	56	201	48	3	4	7	40
NHL TOTALS (14 Seasons)			762	43	95	138	674	95	4	6	10	73

(a) June 1991—Selected by the Winnipeg Jets in the 1991 NHL Entry Draft. First Jets pick, fifth overall, first round.

(b) June 11, 1993—Acquired by the Detroit Red Wings from the Winnipeg Jets with Toronto's fourth round choice (John Jakopin) in 1993 Entry Draft for Paul Ysebaert and future considerations (Alan Kerr, June 18, 1993).

(c) July 9, 2001—Acquired by the Carolina Hurricanes from the Detroit Red Wings in exchange for a second-round pick in the 2002 NHL Entry Draft.

(d) July 3, 2006—Signed by the New York Rangers as a free agent.

(e) Feb. 27, 2007—Acquired by the Boston Bruins from the New York Rangers in exchange for Paul Mara.

(f) July 24, 2009—Acquired by the Carolina Hurricanes from the Boston Bruins in exchange for Patrick Eaves and a fourth-round pick in the 2010 NHL Entry Draft.

VS. NHL

CLUB	GP	G	A	PTS	PIM
ANA	24	1	1	2	24
ATL	32	5	7	12	28
BOS	22	3	6	9	14
BUF	41	1	4	5	28
CGY	16	1	2	3	23
CAR	15	1	2	3	8
CHI	26	1	2	3	16
COL	18	0	1	1	43
CBJ	12	2	1	3	16
DAL	26	0	2	2	29
DET	9	0	2	2	4
EDM	17	2	1	3	10
FLA	37	1	5	6	28
LA	18	1	4	5	23
MIN	10	1	0	1	12
MTL	33	3	5	8	26
NSH	17	1	2	3	14
NJ	33	4	3	7	27
NYI	26	0	4	4	26
NYR	28	0	6	6	20
OTT	39	2	3	5	28
PHI	34	2	1	3	33
PHX	23	1	5	6	12
PIT	36	1	2	3	35
SJ	21	2	2	4	24
STL	21	0	1	1	15
TB	42	4	6	10	38
TOR	38	2	9	11	26
VAN	17	0	4	4	14
WSH	31	1	2	3	30



PERSONAL

Aaron and his wife, Kelly, welcomed their second daughter, Phoebe, on March 23, 2009, joining son Liam (6) and daughter Libby (3)... They spend their summers in Cary, NC... Last season, Aaron convinced 14 of his Bruins teammates to shave their heads for Cuts For a Cause, benefiting pediatric oncology... He also purchased 300 tickets to a Bruins game for active military families, and handed out 150 turkeys to less fortunate families at Thanksgiving with his son, Liam... His first youth team was the St. Laurent Arrows in Ottawa and his favorite team was Toronto... His first job was as a chimney sweep... His

favorite vacation spot is Paris, favorite television show is Deadliest Catch, and favorite book is The Tunnels of Cu Chi... His favorite sport outside of hockey is football, and his favorite teams are the U. of Michigan and the Detroit Lions... The person in history he would most like to meet is Winston Churchill... If he wasn't playing hockey, he would be the NFL Commissioner... The place he spends the most time in the Triangle is MacGregor Draft House... His favorite former teammate is Marco Sturm... His favorite road arena is TD Garden, favorite road city is Los Angeles and favorite team to play against is Atlanta.

2008-09 SEASON

Completed his 14th NHL season and third with the Boston Bruins... Ranked second among Bruins skaters in blocked shots (124) and third among Bruins skaters in hits (151) despite missing 17 games due to injury... Totaled three goals and seven assists (10 points) and 44 penalty minutes in 65 regular-season games played... Scored his first career shorthanded goal in his 750th career NHL game vs. OTT (3/12)... Scored

his second goal of the season vs. FLA (2/24)... Notched an assist and was (+2) at TB (2/22)... Netted his first goal of the season and was a season-high (+3) vs. OTT (1/8)... Skated a season-high 24:24 of ice time and was (+1) vs. TOR (11/6)... Played in his 700th NHL game at MTL (10/15)... Missed 17 games due to injury (leg: 8, Foot: 7, flu-like symptoms: 2)... **Longest point streak:** 2 games (2/22-2/24 1g, 1a).

2009 PLAYOFFS


Completed his seventh NHL playoff season and second with the Bruins... Played in all 11 postseason contests for Boston... Led the Bruins with 25 blocked shots in the

playoffs... Scored his only point of the postseason with a goal in Game 1 of the Eastern Conference Semifinals vs. CAR (5/1).

CAREER

Is in his 15th year in the NHL, his fifth with the Hurricanes... Acquired July 24, 2009, from the Boston Bruins in exchange for Patrick Eaves and a fourth-round pick in the 2010 NHL Draft... Originally drafted by the Winnipeg Jets with the fifth overall selection in the 1991 NHL Entry Draft... Member of two Stanley Cup championship teams in Detroit (1997, 1998) and one in Carolina (2006)... **1990-93:** Spent three years at the University of Michigan (CCHA)... Accumulated 20 goals, 31 assists and 263 PIM in 118 games... **1993-94:** Rights traded from Winnipeg to Detroit for Paul Ysebaert and future considerations on 6/11/93... Made his NHL debut 10/5 at DAL... His first NHL goal came in his second game at ANA (10/8)... That was the Ducks' inaugural game and Ward's goal was the first scored against Anaheim in franchise history... Spent 58 games with Adirondack (AHL), accumulating 16 points (4g, 12a) and 87 PIM... **1994-95:** Spent majority of the season with Adirondack, scoring 11 goals, 24 assists and 87 PIM in 76 games... Appeared in one game for Detroit (3/17) vs. VAN, recording an assist... **1995-96:** Spent season in Adirondack. In 74 games had five goals, 10 assists and 133 PIM... **1996-97:** Completed his full NHL season with Detroit... Scored his first goal of the season vs. HFD (11/4)... Earned his first assist on a shorthanded goal at PHX (11/18)... Made his Stanley Cup Playoff debut in Game 2 of the Conference Quarterfinals vs. STL (4/18)... Played in 19 of Detroit's 20 postseason contests to capture his first Stanley Cup... **1997-98:** Played 52 games for Detroit... Scored the game-winner in 5-4 win at TB (2/5)... Did not make an appearance in the postseason as the Red Wings won their second consecutive Stanley Cup... **1998-99:** Played 60 games for Detroit... Posted then-career highs in games played (60), assists (11) and points (11)... Scored unassisted goal at EDM (11/18)... Appeared in eight playoff games (out of 10) and had one assist... **1999-00:** Appeared in just 36 games due to injuries... Played in his 200th NHL game vs. NSH (1/6)... **2000-01:** Appeared in a then-career-high 73 games... Scored second career game-winning goal vs. NSH (1/24)... Was a healthy extra in Detroit's six-game Western Conference Quarterfinal loss vs. LA... **2001-02:** Set a new career high for points in a season with 14 (3g, 11a)... Was (+4) at BOS (2/28)... Played in his 300th career NHL game vs. CBJ (11/19)... Made his Hurricanes debut (10/5) vs. NYR... Missed two games due to injury/illness (12/12: flu; 3/11: arm)... Played

in his fourth playoff season and first with Carolina, skating in all 23 of the Hurricanes' postseason contests... Scored his first career NHL playoff goal in Game 4 of Eastern Conference Quarterfinals at NJ (4/23)... **2002-03:** Scored his first goal of the season, the overtime game-winner, and earned first-star honors, at ATL (12/20)... Played in his 100th Hurricanes game vs. VAN (11/23)... Missed five games due to injury... **2003-04:** Played in his 200th game with the Hurricanes vs. FLA (3/25)... Returned to action after missing nearly seven weeks with a wrist injury and scored a pair of goals at CBJ (3/8) - the first multi-goal game of his NHL career... Missed 29 games due to injury... **2004-05:** Joined ERC Ingolstadt of the German league late in the season and tallied three assists and 16 penalty minutes in eight games... Scored one goal, added one assist (2 points) and had 16 penalty minutes in 11 playoff games for ERC Ingolstadt... **2005-06:** Established career highs in goals (6), assists (19) and points (25)... Ranked tied for first among team defensemen in goals (6) and third among team defensemen in points (25)... Was selected by his teammates as the team's nominee for the 2005-06 King Clancy Memorial Trophy... Won the 2005-06 "Good Guy" Award as selected by the Carolina chapter of the PHWA... Scored two goals, including the game-winner, vs. BOS (3/1)... Had surgery to repair a hernia on Jan. 11... Had a four-game point streak (11/27-12/3: 1g, 3a)... Games missed due to injury: 11 (hernia: 1/13-1/31; upper body: 3/21)... Skated in all 25 postseason contests for the Hurricanes, helping the Hurricanes capture their first Stanley Cup... Had two goals and three assists (5 points), including the first goal of Game 7 of the Stanley Cup Finals vs. EDM (6/19)... **2006-07:** Began the season with the Rangers, posting 13 points (3g, 10a) and 57 penalty minutes in 60 games before being traded to Boston on 2/27 for Paul Mara... Had three points (1g, 2a) and 18 penalty minutes in 20 games for Boston after the trade... Skated in his 600th NHL game at PHI (1/27)... Had a career-high three points (1g, 2a) at PHX (10/28)... Had a career-best five-game point streak (1g, 6a) from 10/21-11/1... Recorded his 100th NHL point with a goal vs. NJ (10/16)... **2007-08:** Skated in 65 games for the Bruins, totaling 13 points (5g, 8a)... Scored two overtime goals, both vs. PHI (1/12 and 3/15)... Missed 17 games with a concussion, ankle and foot injuries.



CAM WARD 30



Goaltender • Catches Left

6'1" • 185 lbs.

2/29/84 • Saskatoon, Sask.

Acquired: 2002 NHL Entry Draft

2008-09 Team: Carolina

Drafted: Carolina 2002 (1-25-1)

HIGHLIGHTS

NHL FIRSTS:

Game: 10/5/05; 5-2 L @ TB

Win: 10/7/05; 3-2 SO W vs. PIT

Shutout: 11/9/06; 5-0 W vs. WSH

NHL HIGHS:

Saves: 57 (10/27/08; 4-3 W @ NYI)

Shots Faced: 60 (10/27/08; 4-3 W @ NYI)

NHL SHOOTOUTS AND PENALTY SHOTS:

Shootout Stats: 4-11 (19 goals on 47 attempts)

Career Penalty Shots: 10 (4 goals on 10 attempts)

CAREER STATS

			REGULAR SEASON							PLAYOFFS					
YEAR	TEAM	LEAGUE	GP	MIN	GA	SO	GAA	W-L-OT	GP	MIN	GA	SO	GAA	W-L	
2000-01	Red Deer	WHL	1	60	0	1	0.00	1-0-0	—	—	—	—	—	—	
	Sherwood Park	AMHL	25	1449	70	0	2.90	14-6-3	—	—	—	—	—	—	
2001-02 (a)	Red Deer	WHL	46	2694	102	1	2.27	30-11-4	23	1502	53	2	2.12	14-9	
2002-03	Red Deer	WHL	57	3368	118	5	2.10	40-13-3	23	1407	49	3	2.09	14-9	
2003-04 (b)	Red Deer	WHL	56	3338	114	4	2.05	31-16-8	19	1200	37	3	1.85	10-9	
2004-05	Lowell	AHL	50	2829	94	6	1.99	27-17-3	11	664	28	2	2.53	5-6	
2005-06	Carolina	NHL	28	1484	91	0	3.68	14-8-2	23	1320	47	2	2.14	15-8	
	Lowell	AHL	2	118	5	0	2.54	0-2-0	—	—	—	—	—	—	
2006-07	Carolina	NHL	60	3422	167	2	2.93	30-21-6	—	—	—	—	—	—	
2007-08	Carolina	NHL	69	3930	180	4	2.75	37-25-5	—	—	—	—	—	—	
2008-09	Carolina	NHL	68	3928	160	6	2.44	39-23-5	18	1101	49	2	2.67	8-10	
Hurricanes/NHL Totals (4 Seasons)			225	12,764	598	12	2.81	120-77-18	41	2421	96	4	2.38	23-18	

(a) June 22, 2002—Selected by the Carolina Hurricanes in 2002 NHL Entry Draft. First Hurricanes choice, 25th overall, first round.

(b) May 13, 2004—Signed a three-year contract with the Carolina Hurricanes.

VS. NHL

CLUB	GP	MIN	W-L-OT	GA	SO	GAA
ANA	2	80	1-0-0	3	0	2.25
ATL	23	1349	13-7-2	72	1	3.20
BOS	13	744	6-5-2	35	1	2.82
BUF	10	530	4-5-1	30	1	3.40
CGY	2	119	1-1-0	5	0	2.52
CAR	—	—	—	—	—	—
CHI	2	124	1-0-1	2	1	0.97
COL	2	119	1-1-0	7	0	3.53
CBJ	2	100	0-2-0	7	0	4.20
DAL	2	119	1-1-0	7	0	3.53
DET	2	119	0-2-0	7	0	3.53
EDM	3	178	1-2-0	7	0	2.36
FLA	14	772	8-4-0	38	0	2.95
LA	2	123	1-0-1	5	0	2.44
MIN	2	70	1-0-0	5	0	4.29
MTL	13	747	9-2-2	30	0	2.41
NSH	2	119	0-2-0	6	0	3.03
NJ	10	581	5-4-1	26	0	2.69
NYI	12	692	9-2-0	27	1	2.34
NYR	12	690	5-5-1	26	2	2.26
OTT	10	518	4-5-0	29	0	3.36
PHI	8	480	3-4-1	27	0	3.38
PHX	4	209	2-2-0	12	0	3.44
PIT	13	790	9-3-1	32	0	2.43
SJ	1	60	1-0-0	4	0	4.00
STL	3	180	3-0-0	1	0	1.00
TB	21	1204	12-7-1	55	0	2.74
TOR	12	655	6-5-1	35	1	3.21
VAN	3	182	1-1-1	9	0	2.97
WSH	20	1112	12-5-2	47	3	2.54

PERSONAL

Cam and his wife, Cody, were married on July 22, 2006... They have a dog named Rex... Cam spends his off-season in Raleigh... He is involved with Special Olympics in Alberta and in North Carolina... He started his own program, called "Cam's Champs," with Special Olympics North Carolina through which he donates \$4 for each save he makes to SONC and hosts a number of Special Olympics athletes at home games... With fan donations, the program raised more than \$23,000 for SONC over the last two seasons... Cam's first team was the Saskatoon Flyers, and the player he emulated growing up was Martin Brodeur... His favorite vacation spot is Santorini, Greece, and the most-played song on his iPod is "So Happy" by Theory of a Deadman... His most prized possession is his Stanley Cup ring... His favorite television show is The Office, his favorite movie is Gladiator, his favorite

food is sushi and his favorite video game is Rock Band... Cam enjoys boating in the off-season... His favorite teams outside of hockey are the Pittsburgh Steelers, the New York Yankees and the Saskatchewan Roughriders... His favorite athlete outside of hockey is Tony Stewart... The person from history he would most like to meet is Jesus Christ, and the current celebrity he would most like to meet is Shaquille O'Neal... His favorite former teammate is Andrew Ladd... His favorite holiday is Christmas, his favorite hockey team growing up was Edmonton and his favorite magazine is ESPN The Magazine... Cam has worn number 30 since junior hockey and his most memorable win was Game 7 of the 2006 Stanley Cup Finals... His favorite place to visit in the Triangle is Sushi-Thai in Cary... His favorite road city is Vancouver, and his favorite road arena is the Bell Centre in Montreal.



2008-09 SEASON

Completed his fourth NHL season with Carolina... Was third in the NHL in wins (39) and tied for sixth in shutouts (6)... Was 12th in the NHL in goals-against average (2.44) and 14th in save percentage (.916)... Established a new franchise record for goaltender victories in a season (39) and matched the franchise record for shutouts in a season (6)... Also set a franchise record for consecutive victories (9)... Set new career-bests in wins (39), shutouts (6), goals-against average (2.44) and save percentage (.916)... Faced four penalty shots and has allowed four goals on 10 career penalty shots... Was 2-4 (7 goals on 19 shots) in the shootout and is 4-11 (19 goals on 47 attempts) for his career... Started a career-high 28 consecutive games before sitting out the final game of the season at NJ (4/11)... Was 19-7-2 with a 2.30 goals-against average and three shutouts in that 28-game stretch... Had his franchise-record nine-game winning streak (3/18-4/7: 9-0-0) snapped vs. BUF (4/9)... Stopped all 12 shots vs. NYI (4/7) to break the franchise record for goaltender wins in a season and match the team record for shutouts in a season with his 39th win and sixth shutout of the year... Won his franchise-record eighth consecutive game by making 33 saves, including one on a penalty shot by Evgeni Malkin, vs. PIT (4/4) as Carolina clinched a playoff berth with a 3-2 overtime win... Was named the NHL's First Star of the Month for March, posting a 10-1-2 record with a 1.98 goals-against average and .938 save percentage while playing each of Carolina's 13 games... Was just the third player in franchise history to be recognized with Player of the Month honors... Was named the NHL's Third Star of the Week on 3/30, earning 3-0-0 record with a 1.33 goals-against average and a .935 save percentage in the Hurricanes' three

wins at Florida, against Ottawa and at New Jersey... Was named the NHL's First Star of the Week on 3/23, after going 3-0-0 with a 2.33 goals-against average and a .935 save percentage in the Hurricanes' three wins against New Jersey, the New York Islanders and Washington... Earned his only point of the season with an assist on Brind'Amour's goal at DAL (3/12)... Made 28 saves vs. NYR (3/9) to earn his fifth shutout of the season... Earned his fourth shutout of the season with 36 saves at BUF (2/15)... Played his 200th NHL/Hurricanes game vs. CBJ (2/14)... Made 27 saves to earn his 100th career victory with a 3-2 win vs. TB (1/29)... Was named the NHL's second star for the week ending Jan. 25 after stopping 67 of 68 shots in posting road victories on consecutive nights at TOR (1/19) and at PIT (1/20)... Made 35 saves to earn his eighth career shutout in a 2-0 win at TOR (1/19)... Was named the NHL's third star of the week for 12/29-1/4 after going 3-0-0 with a 1.33 goals-against average and .944 save percentage in games against Atlanta, St. Louis and Tampa Bay... Surpassed the 10,000-minutes played mark in a 3-2 victory vs. MTL (12/16)... Was on injured reserve from 12/7-12/12 with a groin injury... Set a new personal best with a 131:56 shutout sequence from Alex Tanguay's penalty-shot goal at 19:49 of the first period in MTL (10/28) to Shawn Horcoff's power-play goal at 6:45 of the second period vs. EDM (11/1)... Stopped all 19 Blues shots en route to his seventh career shutout in a 1-0 win at STL (10/30)... Established a new franchise record by stopping 57 shots, including a penalty shot by Doug Weight with 0.7 seconds remaining, in a 4-3 victory at NYI (10/27)... Games missed due to injury: 4 (groin: 12/4-12/11).

2009 PLAYOFFS

Completed his second NHL playoff season, playing all 18 games for the Hurricanes... Ranked tied for third in the league in wins (8), eighth in goals-against average (2.67) and sixth in save percentage (.915)... Stopped 34 of 36 shots in a 3-2 overtime victory in Game 7 at BOS (5/14) to improve to 4-0 all-time in NHL Game 7's, becoming just the second goaltender in NHL history to win his first four career Game 7's (Ed Belfour)... Made 20 saves in a 4-1 victory in Game 4 vs. BOS

(5/8)... Stopped 21 of 23 shots in a 3-2 overtime win in Game 3 vs. BOS (5/6)... Held Boston scoreless on 36 shots to earn his fourth career playoff shutout in Game 2 at BOS (5/3)... Stopped 32 shots in a 4-3 win in Game 7 at NJ (4/28)... Made 28 saves to earn his third career playoff shutout in a 4-0 win in Game 6 vs. NJ (4/26)... Stopped 41 of 42 shots in a 1-0 loss in Game 5 at NJ (4/23)... Made 33 saves in a 2-1 overtime win in Game 2 at NJ (4/17)

CAREER

Is in his fifth NHL season with Carolina... Signed a three-year contract with the Hurricanes on May 31, 2007... Represented Canada at the 2007 IIHF World Championship in Russia, leading his country to the gold medal, and the 2008 IIHF World Championship in Canada, earning silver... Was Carolina's first-round pick (25th overall) in the 2002 NHL Entry Draft... **2001-02:** Posted the top goals-against average in the Western Hockey League (WHL) at 2.27 and won the Del Wilson Trophy as the WHL's top goaltender... Was 30-11-4 with one shutout and a .911 save percentage during his rookie season of junior hockey for Red Deer... Was named Red Deer's rookie of the year and selected to the WHL's Eastern Conference First All-Star Team after leading the Rebels to the top record in the WHL during the regular-season... Was 14-9 with a 2.12 goals-against average and a .911 save percentage during Red Deer's run to the WHL Finals... **2002-03:**

Was second in the WHL in goals-against average during the regular season at 2.10... Led the league in wins (40), as Red Deer captured the Central Division title for the second consecutive year... Named goaltender of the year by the Western Major Junior Hockey Writers Association... Was 14-9 with a 2.09 goals-against average in the postseason as Red Deer advanced to the WHL Finals... **2003-04:** Was third in the WHL in goals-against average (2.05)... Had a record of 31-16-8, a save percentage of .921 and four shutouts for Red Deer... Was 10-9 with a goals-against average of 1.85 and three shutouts in 19 playoff games, leading the Rebels to the WHL Semifinals... Awarded the Four Broncos Memorial Trophy as the WHL player of the year as well as the Del Wilson Trophy as the WHL goaltender of the year... Received the Vaughn Goaltender of the Year award as the top netminder in the entire Canadian Hockey League (CHL)... Was a runner-

CAREER CONTINUED

up to Sidney Crosby for the CHL's player of the year award... Also a runner-up for the Doug Wickenheiser Memorial Trophy, the WHL's humanitarian award... Earned Rebels' team awards including the Red Deer Bottling MVP award, McDonald's player of the year endowment and the Traptow Photography community relations award... **2004-05:** Posted a 27-17-3 record in 50 games with Carolina's American Hockey League affiliate, Lowell... Set Lock Monsters single-season records for wins (27), shutouts (6), GAA (1.99) and save percentage (.937)... Named to the AHL All-Rookie Team... Finished the season with a .937 save percentage to lead all AHL netminders... Recorded a 1.99 goals-against average, ranking fourth in the AHL and second among AHL goaltenders playing in 50 or more games... Started all 11 of Lowell's playoff games... Holds the Lock Monsters career records for playoff wins (5), shutouts (2) and goals-against average (2.53)... Posted a 1.33 goals-against average and stopped 98 of 102 shots in Games 4, 5 and 6 to help the Lock Monsters to their 4-2 playoff series win against Hartford... **2005-06:** Completed his first NHL season, going 14-8-2 with a 3.68 goals-against average in 28 games with Carolina... In a two-game conditioning stint with Lowell (AHL), he posted a 2.54 goals-against average and a .915 save percentage... Earned his first NHL assist on Staal's power-play goal at PHX (12/3)... Started the game at WSH (10/22) and stopped one shot in 3:48 of play before leaving the game with an arm injury... Martin Gerber completed the game, marking the first time in franchise history that two netminders have combined for a shutout... Stopped 26 of 28 shots to earn his first regulation win vs. WSH (10/12)... Made his first NHL start and earned his first NHL win with a shootout victory vs. PIT (10/7)... Stopped 28 of 30 shots during game play before thwarting Mario Lemieux, Zigmund Palffy and Sidney Crosby on consecutive penalty shots to earn the win... It was the first shootout in franchise history... Made his NHL debut in relief of Martin Gerber and stopped 10 of 11 shots in the game's final 20:00 at TB (10/5)... Served as backup and did not play for 48 games... Completed his first NHL playoff season, becoming the fourth rookie goaltender to capture the Conn Smythe Trophy as playoff most valuable player (Ken Dryden, Patrick Roy, Ron Hextall)... Played in 23 of Carolina's 25 games en route to his first Stanley Cup... Ranked first in the league in wins (15), second in goals-against average (2.14), second in shutouts (2) and sixth in save percentage (.920)... Set the Hurricanes single-season franchise playoff records for wins (15), saves (537), minutes (1320), and shutouts (2 - tied with Kevin Weekes)... Made 22 saves and was named first star in Game 7 vs. EDM (6/19)... Stopped all 25 shots he faced to earn his second career playoff shutout

in Game 2 vs. EDM (6/7)... Made 28 saves in Game 3 at NJ (5/10), tying Tiny Thompson (Boston: 1929-30) for the NHL record by winning his first seven NHL playoff starts... Earned his first career NHL shutout by stopping all 21 Devils shots in Game 1 vs. NJ (5/6)... Stopped 27 of 28 shots to earn his first career playoff victory in Game 3 at MTL (4/26)... Made his NHL playoff debut, stopping 20 of 23 shots in 67:32 of playing time after replacing Gerber at the 14:46 mark of the first period of Game 2 vs. MTL (4/24)... **2006-07:** Ranked tied for 15th in the NHL in wins (30) and tied for 13th in games played (60)... Represented Canada at the IIHF World Championships in Russia, going 5-0 with a 2.20 goals-against average and a .915 save percentage as he led Canada to the gold medal... Stopped 12 of 13 shots before leaving the game at NYR (3/11) with a laceration on his leg caused by a skate blade... Made a career-high 42 saves in a 5-3 win at MTL (2/17)... Stopped 25 shots to win his career-high fifth consecutive game vs. ANA (12/29)... Made 20 saves to earn his first career regular-season shutout vs. WSH (11/9)... Earned his first win of the season at ATL (10/13)... Games missed due to injury: 3 (laceration on leg: 3/13-3/17)... **2007-08:** Ranked tied for fourth in the NHL in wins (37) and tied for ninth in shutouts (4)... Established career bests in games played (69), minutes (3,930), wins (37), shutouts (4), goals-against average (2.75) and save percentage (.904)... Was voted by his teammates as the Hurricanes' nominee for the King Clancy Memorial Trophy, which goes "to the player who best exemplifies leadership qualities on and off the ice and has made a noteworthy contribution in his community"... Represented Canada at the 2008 IIHF World Championships, held in Halifax and Quebec City, Canada... Started a then-career-high 20 consecutive games to conclude the season, going 13-5-2 during that span... Had a record of 1-3 (6 goals on 11 attempts) in the shootout... Matched his then-career-high with 42 saves on 44 shots in 3-2 shootout loss vs. WSH (3/25)... Earned his fourth shutout of the season with 25 saves at CHI (3/12)... Reached the 30-win mark for the second consecutive season by making 26 saves vs. MIN (3/6)... Made 28 saves at NYR (12/3) to earn his fourth career shutout with a 4-0 victory, marking his first regular-season shutout against a team other than Washington... Played in his 100th career NHL game vs. TB (11/8)... Stopped 35 shots vs. WSH (11/5) to earn his third career regular-season shutout... Was named the NHL's First Star of the Week for the week of Oct. 8-14 after going 3-0-0 with a 1.67 goals-against average and .939 save percentage in three road games at Toronto, Ottawa and Montreal... Earned his first win of the season, stopping 33 of 34 shots faced to earn first-star honors vs. PIT (10/5).

FRANCHISE CAREER GOALTENDING RANKS

Games Played

1. Arturs Irbe	309
2. Sean Burke	281
3. Mike Liut	252
4. Cam Ward	225
5. Peter Sidorkiewicz	178
6. Kevin Weekes	119
7. Steve Weeks	94
8. Kay Whitmore	75
9. Trevor Kidd	72
10. Martin Gerber	60

Minutes

1. Arturs Irbe	17,815
2. Sean Burke	15,893
3. Mike Liut	14,705
4. Cam Ward	12,764
5. Peter Sidorkiewicz	10,346
6. Kevin Weekes	6,852
7. Steve Weeks	5,286
8. Trevor Kidd	4,043
9. Kay Whitmore	4,039
10. Martin Gerber	3,493


Wins

1. Arturs Irbe	130
2. Cam Ward	120
3. Mike Liut	115
4. Sean Burke	107
5. Peter Sidorkiewicz	71
6. Steve Weeks	42
7. Kevin Weekes	39
8. Martin Gerber	38
9. Trevor Kidd	28
10. Kay Whitmore	23

Shutouts

1. Arturs Irbe	20
2. Mike Liut	13
3. Cam Ward	12
4. Sean Burke	11
Kevin Weekes	11
6. Peter Sidorkiewicz	8
7. Trevor Kidd	5
8. Steve Weeks	4
9. Martin Gerber	3
Kay Whitmore	3





RAY WHITNEY 13



Left Wing • Shoots Right

Acquired: 8/6/05, signed as a free agent

5'10" • 180 lbs.

2008-09 Team: Carolina

5/8/72 • Fort Saskatchewan, Alb.

Drafted: San Jose 1991 (2-23-2)

HIGHLIGHTS

NHL FIRSTS:

Game: 4/15/92; 4-3 SJ L vs. CGY

Point: 4/15/92; 4-3 SJ L vs. CGY (assist)

Goal: 12/1/92; 3-1 SJ L vs. EDM

Shootout Stats: 13 attempts, 4 goals (30.8%),
0 game-deciding goals

NHL HIGHS:

Goals: 3-3x (Last: 3/6/09; 6-1 CAR W vs. CGY)

Assists: 4 (10/30/00; 6-5 FLA L @ NJ)

Points: 5 (2/8/07; 5-2 CAR W @ BOS)

Penalty Min: 17 (1/6/00; 4-2 FLA L @ LA)

CAREER STATS

YEAR	TEAM	LEAGUE	REGULAR SEASON					PLAYOFFS				
			GP	G	A	TP	PIM	GP	G	A	TP	PIM
1988-89	Spokane	WHL	71	17	33	50	16	—	—	—	—	—
1989-90	Spokane	WHL	71	57	56	113	50	6	3	4	7	6
1990-91 (a)	Spokane	WHL	72	67	118	185	36	15	13	18	31	12
1991-92	Cologne EC	Ger.	10	3	6	9	4	—	—	—	—	—
	San Diego	IHL	63	36	54	90	12	4	0	0	0	0
	San Jose	NHL	2	0	3	3	0	—	—	—	—	—
1992-93	Kansas City	IHL	46	20	33	53	14	12	5	7	12	2
	San Jose	NHL	26	4	6	10	4	—	—	—	—	—
1993-94	San Jose	NHL	61	14	26	40	14	14	0	4	4	8
1994-95	San Jose	NHL	39	13	12	25	14	11	4	4	8	2
1995-96	San Jose	NHL	60	17	24	41	16	—	—	—	—	—
1996-97	Utah	IHL	43	13	35	48	34	7	3	1	4	6
	Kentucky	AHL	9	1	7	8	2	—	—	—	—	—
	San Jose	NHL	12	0	2	2	4	—	—	—	—	—
1997-98 (b)	Edmonton	NHL	9	1	3	4	0	—	—	—	—	—
	Florida	NHL	68	32	29	61	28	—	—	—	—	—
1998-99	Florida	NHL	81	26	38	64	18	—	—	—	—	—
1999-00 (c)	Florida	NHL	81	29	42	71	35	4	1	0	1	4
2000-01 (d)	Florida	NHL	43	10	21	31	28	—	—	—	—	—
	Columbus	NHL	3	0	3	3	2	—	—	—	—	—
2001-02	Columbus	NHL	67	21	40	61	12	—	—	—	—	—
2002-03	Columbus	NHL	81	24	52	76	22	—	—	—	—	—
2003-04 (e)	Detroit	NHL	67	14	29	43	22	12	1	3	4	4
2005-06 (f)	Carolina	NHL	63	17	38	55	42	24	9	6	15	14
2006-07	Carolina	NHL	81	32	51	83	46	—	—	—	—	—
2007-08	Carolina	NHL	66	25	36	61	30	—	—	—	—	—
2008-09	Carolina	NHL	82	24	53	77	32	18	3	8	11	4
Hurricanes Totals (4 Seasons)			292	98	178	276	150	42	12	14	26	18
NHL Totals (17 Seasons)			992	303	508	811	369	83	18	25	43	36

(a) WHL First-Team All Star; WHL player of the year; Memorial Cup Tournament All-Star Team; George Parsons Trophy winner (Memorial Cup Most Sportsmanlike player).

(b) Oct. 1, 1997—Signed as a free agent by Edmonton.

(c) Nov. 6, 1997—Claimed on waivers by Florida.

(d) March 13, 2001—Traded to Columbus by Florida with future considerations for Kevyn Adams and Columbus' fourth-round choice in 2001.

(e) July 30, 2003—Signed as a free agent by Detroit.

(f) Aug. 6, 2005—Signed as a free agent by Carolina.

VS. NHL

CLUB	GP	G	A	PTS	PIM
ANA	33	12	21	33	14
ATL	33	14	21	35	16
BOS	36	15	17	32	16
BUF	32	13	14	27	32
CGY	35	14	14	28	4
CAR	27	10	11	21	4
CHI	37	10	20	30	6
COL	28	3	10	13	12
CBJ	7	1	3	4	8
DAL	29	5	12	17	4
DET	32	8	10	18	14
EDM	31	12	6	18	12
FLA	34	10	19	29	22
LA	39	14	18	32	25
MIN	16	4	13	17	2
MTL	35	9	21	30	10
NSH	24	5	12	17	8
NJ	33	8	19	27	26
NYI	37	11	27	38	4
NYR	40	9	18	27	8
OTT	33	8	16	24	10
PHI	39	10	18	28	8
PHX	33	12	18	30	14
PIT	37	10	29	39	14
SJ	20	10	10	20	2
STL	34	8	19	27	6
TB	47	15	17	32	18
TOR	39	16	19	35	10
VAN	40	9	26	35	10
WSH	52	18	30	48	30



PERSONAL

Ray and his wife, Brijet, were married on June 4, 2000... They have two daughters, Harper (1) and Hanna (7), and a son named Hudson (5)... Ray spends his summers in Ft. Saskatchewan, Alb... He enjoys square dancing in the off-season... He is involved with the Garth Brooks Teammates for Kids Foundation... Ray collects classic cars, and he and his wife own a 1970 Plymouth Roadrunner, 1969 Chevrolet Camaro convertible, 1970 Chevrolet Chevelle and 1957 Ford Thunderbird... His favorite movie is Beaches, favorite TV show is Family Guy and favorite video game is Rock Band... The most-played song on his iPod is "Oh Lord, It's Hard to be Humble"... His first youth hockey team was the Josephburg (Alb.) Flyers... Ray's father, Floyd, was a practice goaltender for the Edmonton Oilers for 20 years... Ray served as stickboy for the Oilers in 1987-88 and says the player he emulated growing up was Steve Yzerman... He enjoys reading

muscle car magazines... His most prized possessions are his family and his Stanley Cup ring... His favorite thing about playing in the NHL is the travel... Ray's first job was cleaning dishes in a restaurant... His favorite vacation spot is Las Vegas... The person from history he would most want to meet is John F. Kennedy... The current celebrity Ray would most like to meet is Tiger Woods... The place he spends the most time in the Triangle is Hasentree Golf Course... His favorite road arena is Madison Square Garden... Ray's favorite teammate not currently with the Hurricanes is Mike Sillinger... He wears number 13 because "Kevyn Adams had number 14"... His most memorable goal was a double-overtime score in Game 7 of the 1995 Western Conference Quarterfinals against Calgary.

2008-09 SEASON

Completed his 17th NHL season and fourth with Carolina... Established a new career high with 53 assists... Was first among Hurricanes in points (77), assists (53), power-play points (30) and power-play assists (23)... Was third on the team in goals (24)... Played in all 82 regular-season games for the first time in his NHL career... Was 12th in the NHL in assists (53)... Led Hurricanes skaters in multi-assist games (15) and multi-point games (21)... Had 26 points in the last 18 games (3/3-4/11: 6g, 20a)... Was 0-for-2 in the shootout and is 4-for-13 (30.8) in his career... Assisted on both of Babchuk's power-play goals at NJ (4/11)... Had his 14th multi-assist game of the season, including a helper on Babchuk's overtime game-winner vs. PIT (4/4)... Earned his 500th career assist with the helper on Brind'Amour's goal vs. OTT (3/25)... Scored the game-winning goal in overtime at FLA (3/23)... Earned three assists vs. NYI (3/20)... Scored his 23rd goal of the season, had a pair of assists and was (+4) at WSH (3/14)... Collected two assists vs. NYR (3/9)... Notched his third career hat trick, capped by his 300th career NHL goal, vs. CGY (3/6)... Reached the 20-goal mark for the eighth time in his career with his second goal of the night... Had his third consecutive multi-point effort with a

pair of assists and was (+4) vs. COL (2/22)... Scored his 18th goal of the season and set up Cullen's goal at NYI (2/19)... Earned three assists at ATL (12/26)... Notched his sixth multi-point game of the season with a goal and an assist at MIN (12/23)... Earned his third multi-assist game of the season with a pair of helpers, including the primary assist on Corvo's overtime game-winner, vs. FLA (12/18)... Scored a pair of goals vs. WSH (12/7)... Scored two goals for his first multi-goal game of the season vs. PHX (11/21)... Netted the game-winning goal vs. MTL (11/18)... Found the net for the second consecutive game and earned an assist vs. TOR (11/2)... Had a pair of assists, including the lone helper on Staal's overtime winner at TB (10/11)... Scored Carolina's second goal and was named first star of the game vs. FLA (10/10)... **Longest goal streak:** 2 games (11/1-11/2: 2g, 1a; 11/18-11/21: 3g, 0a; 3/12-3/14: 2g, 2a)... **Longest assist streak:** 5 games (4/2-4/11: 0g, 8a)... **Longest point streak:** 5 games (10/10-10/19: 1g, 5a; 12/4-12/13: 3g, 3a; 12/18-12/26: 2g, 7a; 4/2-4/11: 0g, 8a)... **Multi-goal games:** 3 (last: 3/6 vs. CGY: 3g, 0a)... **Multi-assist games:** 15 (last: 4/11 at NJ: 0g, 2a)... **Multi-point games:** 21 (4/11 at NJ: 0g, 2a).

2009 PLAYOFFS

Completed his sixth NHL playoff season and second with the Hurricanes, skating in all 18 postseason contests for Carolina... Ranked tied for second on the team in playoff scoring (11 points)... Scored his third goal of the postseason in Game 7 at NJ (4/28)...

Established career playoff highs for assists (3) and points (4) in a game with a goal and three assists in Game 6 vs. NJ (4/26)... Assisted on Staal's power-play goal in Game 2 at NJ (4/17)... Scored the Hurricanes' lone goal in Game 1 at NJ (4/15).

CAREER

Is in his 18th NHL season and fifth with the Hurricanes... Signed a three-year contract with the Hurricanes on April 13, 2007... Played in the 2000 and 2003 NHL All-Star Games... Represented Canada at the 2002 IIHF World Hockey Championship in Sweden... Led Team Canada in scoring (4-2-6 in six GP) at 1997 World Championship in Switzerland... **1988-91:** Played 214 games with Spokane of the Western Hockey League (WHL)... Is Spokane's all-time leading scorer with 348 points, first all-time with 207 assists and third with 141 career goals... Averaged 1.63 points per game in his junior career, fifth all-time in Chiefs history... In 21 career playoff games, had 16 goals and 38 points... **1990-91:** Led the WHL in scoring with 67 goals, and franchise records of 118 assists and 185 points... Named the WHL's Most Valuable Player and the Canadian Hockey League's Most Sportsmanlike Player of the Year... Named a WHL Western Conference First Team All-Star... In 15 playoff games prior to the Memorial Cup, scored 13 goals, 18 assists and 31 points... Was one of three Chiefs named to the

Memorial Cup's All-Star Team (Pat Falloon, Brent Thurston)... Named the Memorial Cup's Most Sportsmanlike Player... Helped the Chiefs to an 18-1 record through the playoffs and Memorial Cup Championship... **1991-92:** Played the final two games of the Sharks' inaugural season, picking up three assists... Had his first NHL multi-point game with two assists vs. WPG (4/16)... Earned an assist in NHL debut vs. CGY (4/15)... Named MVP of 1992 IHL All-Star Game after five-point (2g, 3a) performance... Left Germany to join San Diego (IHL) and finished sixth in league scoring, posting 90 points (36g, 54a) in 63 games... Began season with Cologne of German League (3g, 6a in 10 games)... **1992-93:** Scored first NHL goal, on the power play, in season debut with the Sharks vs. EDM (12/1)... Tied for third on Kansas City (IHL) in scoring with 53 points (20g, 33a) in 46 games... Played 26 games for San Jose, collecting four goals and six assists... Finished third among Blades' playoff scorers with 12 points (5g, 7a) in 12 games... **1993-94:** Played first full NHL season, collecting 40 points (14g, 26a) in

CAREER CONTINUED

61 games with the Sharks... Had 11 multiple-point games, including seven after the All-Star break... Appeared in all 14 playoff contests, recording four assists... **1994-95:** Tied for third on the Sharks in scoring, notching 25 points (13g, 12a) in 39 games... Finished second on the club in goals and power-play goals (4)... Had eight points (4g, 4a) in 11 playoff games... Scored series-winning goal in double-overtime in Game 7 of the Western Conference Quarterfinals vs. CGY (5/19)... **1995-96:** Recorded 41 points (17g, 24a) in 60 games with the Sharks... **1996-97:** Scored one goal and earned seven assists (8 points) in nine games with the Thunderbolts before finishing season in Utah (IHL), where he scored 13 goals and had 35 assists (48 points) in 43 IHL games... Recorded two assists in 12 games with San Jose before being assigned to Kentucky (AHL)... **1997-98:** Recorded career-highs in goals (33) and points (65) in 77 games with Edmonton and Florida... Led Panthers in goals, points, power-play scores (12), plus/minus (+9) and shooting percentage (18.9% overall)... Tied for 10th in the league in goals... Earned his 100th NHL assist vs. MTL (3/26)... **1998-99:** Led club in scoring for second consecutive season (64 points)... Also led Florida in goals (26), assists (38), power-play goals (7), power-play points (24) and game-winning goals (6)... Finished second in shots (193)... For second consecutive season, never went more than four games without a point... Scored his 100th NHL goal at WSH (3/11) (Guy Hebert) on first career penalty shot... Played 300th NHL game vs. CAR (12/5)... Tied Panthers record with four points (1g, 3a) in 6-2 win vs. BUF (11/28)... Notched 200th NHL point that night... **1999-00:** Ranked among the team leaders in goals (2nd, 29), assists (2nd, 42), points (2nd, 71), power-play goals (T-5th, 5), shots (3rd, 198), plus/minus (4th, +16) and game-tying goals (1st, 2)... Closed season on a career-high eight-game points streak (4g, 5a)... Set then-career-high for points (66) with a goal vs. TB (4/1)... Selected to his first NHL All-Star Game... **2000-01:** Missed 29 of the final 37 games of the season due to a back injury... Picked up an assist in his first game with Columbus vs. DET (4/3)... Earned his 200th career NHL assist at PIT (12/15)... Set a career-high with four assists at NJ (10/30)... **2001-02:** Led team in goals (21), assists (40), points (61) and shots on goal (210)... Tied for second on the club with six power-play goals... Paced Columbus in power-play points (6g, 21a)... Led team with 18 multi-point games... Season-high two goals and two assists for four points at PIT (3/11)... Season-high three assists vs. CHI (1/12)... Team record five-game goal-scoring streak from 11/13-11/19... Played his 500th NHL game vs. STL (11/29)... Earned his 400th NHL point with an assist at LA (3/3)... Missed two games due to birth of daughter Hanna (4/6-4/8)... **2002-03:** Served as Blue Jackets team captain... Led team in assists and points, setting team records and career-highs in both categories... Tied for NHL lead in power-play assists (34)... Tied for third in the NHL in power-play points (42)... Made his second NHL All-Star Game appearance... Ranked second on the club in shots on goal (235)... Ranked third on team and first among forwards in average ice time (21:00)... Fourth in power-play goals (8), tied for second in shorthanded goals (2) and tied for fifth in game-winning tallies (2)... Earned his 300th NHL assist vs. MIN (4/2)... Played in his 600th game at DAL (1/22)... Had his first career hat trick vs. LA (2/27)... **2003-04:** Posted a career-best four shorthanded goals... Scored 500th NHL point at NSH (10/30)... Scored his 200th career goal on the power play at COL (2/5) (David Aebischer)... Played in his 700th NHL game vs. CBJ (4/3)... Missed 15 games due to groin injury... Played all 12 of Detroit's postseason games, scoring the game-winning, series clinching goal in Game 6 of the First Round vs. Nashville (4/17)... **2004-05:** Did not play... **2005-06:** Ranked sixth on the team in scoring with 55 points (17g, 38a) in 63 games played... Missed the final six games of the regular season with a lower-body injury... Had 19 points in his last 20 games played prior to the injury... Carolina was 44-15-4 with Whitney in the lineup... Scored two goals, including the overtime game-

winner vs. WSH (4/3)... Scored on his first career shootout attempt at PHI (1/17)... Returned to action after missing six games with a groin injury and had an assist at ANA (12/6)... Made his Hurricanes debut at WSH (10/22), earning his first point with Carolina with an assist on Brind'Amour's goal and scoring his first goal with Carolina with a power-play goal... Also had an assist on Cullen's goal for a three-point night... Placed on injured reserve with a groin injury (10/6)... Games missed due to injury: 19 (groin: 10/5-10/20, 11/22-12/3; lower-body: 3/27, 4/7-4/18)... Completed his fifth NHL playoff season and first with Carolina, capturing his first Stanley Cup... Ranked tied for third in the NHL in goals (9) and power-play goals (5)... Was tied for second on the Hurricanes in goals (9), and eighth in points (15)... Netted his ninth goal of the playoffs and assisted on Staal's second goal in Game 5 vs. EDM (6/14)... Scored a pair of goals in his Stanley Cup Final debut in Game 1 vs. EDM (6/5)... Earned the primary assist on Stillman's overtime game-winner in Game 5 vs. BUF (5/28)... Scored a pair of goals in Game 2 vs. BUF (5/22)... Netted a pair of goals, including the game-winner, in Game 1 vs. NJ (5/6)... Made his Hurricanes' playoff debut and scored a power-play goal in Game 2 vs. MTL (4/24)... Missed Game 1 vs. MTL (4/22) with a lower-body injury... **2006-07:** Matched his career-high in goals and established a new career-high in points (83)... Ranked first on the team in points (83), second in assists (51) and second in goals (32)... Ranked second on the team in shooting percentage (14.9%) and first in takeaways (52)... Led the Hurricanes in multi-assist games (13) and multi-point games (22)... Ranked tied for 21st in the NHL in points (83) and tied for 27th in assists (51)... Had 52 points (22g, 30a) in his final 48 games played... Scored the game-winning goal during an overtime power play, earned an assist and was named first star of the game at FLA (4/1)... Reached the 30-goal mark for the second time in his career with a goal at PHI (3/28)... Broke the franchise record, scoring three even-strength goals in a 1:40 span in the second period, earned two assists and was named first star of the game at BOS (2/8)... It was his second hat trick and first five-point night for his 14-plus year NHL career... His three goals in 100 seconds were the fastest three goals scored at even strength since Bill Mosienko scored three even-strength goals in a 21-second span for Chicago on March 23, 1952, at NY Rangers in a 7-6 Blackhawks win... Had his second four-point night (1g, 3a) and was a season-high (+4) vs. WSH (1/26)... The goal gave him his sixth career 20-goal season... Earned a pair of helpers, including his 400th NHL assist, at TOR (1/9)... Assisted on both of Erik Cole's goals vs. NYI (1/6) - the first assist was his 100th point with Carolina... Scored a goal, earned an assist and was named second star in his 100th game with the Hurricanes and 800th NHL game at FLA (1/23)... Netted a pair of goals and earned two assists for his first four-point game with the Hurricanes at ATL (11/1)... Assisted on Williams' second goal at NYI (10/21) for his 600th career NHL point... Missed one game due to injury (lower-body: 3/4)... **2007-08:** Ranked second among Hurricanes in goals (25), assists (36) and points (61) despite missing 16 games due to injury... Ranked first on the team in power-play assists (24), second in power-play points (30), second in takeaways (41) and third in shots (204)... Had the team's longest goal (5 games: 10/22-10/31: 6g, 3a) and point (9 games: 10/22-11/10: 7g, 8a) streaks of the season... Underwent surgery to remove a damaged bursa in his leg and was placed on injured reserve on 3/15, missing 12 games... Scored his 25th goal of the season vs. ATL (2/21)... Played in his 900th NHL game and his 200th with the Hurricanes at BOS (2/12)... Scored his 10th goal of the season vs. TB (11/23), to hit double-digits in goals for the 10th consecutive season... Was held off the scoresheet at TB (11/14), ending a career-high 10-game point streak... Earned two assists, including the 100th assist of his Hurricanes career at FLA (11/12)... Notched two goals and two assists for a four-point game at NYI (10/27)... Missed 15 games due to injury/illness.

CAREER HIGHLIGHTS

5/19/91 — Wins the Memorial Cup (CHL championship) as a member of the WHL's Spokane Chiefs, who sweep through the WHL Playoffs and Memorial Cup with an 18-1 playoff record. Whitney, the WHL's Most Valuable Player during the regular-season, is named to the Memorial Cup's All-Star Team and completes his junior hockey career as the Chiefs' all-time leading scorer.

4/15/92 — Earns an assist in his NHL debut with the San Jose Sharks in the penultimate game of San Jose's inaugural season. Whitney had begun the season with Cologne of the German League and spent the majority of the year with San Diego of the IHL.

12/1/92 — Scores his first career goal with a power-play tally in his season debut with San Jose, against his hometown Edmonton Oilers.

5/19/95 — Scores the series-clinching goal for San Jose in double-overtime in Game 7 of the Western Conference Quarterfinals at Calgary.


2/6/00 — Representing the Florida Panthers, Whitney plays in his first NHL All-Star Game, the NHL's 50th, at the Air Canada Centre in Toronto.

2/2/03 — Returns to South Florida to represent the Columbus Blue Jackets in his second NHL All-Star Game.

6/19/06 — Captures his first Stanley Cup as the Carolina Hurricanes defeat the Edmonton Oilers in Game 7 of the Stanley Cup Finals at the RBC Center. Finishes the postseason with career-highs in playoff goals (9), assists (6) and points (15).

3/17/07 — Establishes a new career-high for points in a season by earning his 76th and 77th points of the year with a goal and an assist at New Jersey. Goes on to finish the season with 83 points (32 goals, 51 assists).





STEPHANE YELLE 18



Center • Shoots Left

6'2" • 182 lbs.

5/9/74 • Ottawa, Ont.

Acquired: 8/19/09, signed as a free agent

2008-09 Team: Boston

Drafted: New Jersey 1992 (9-186-8)

HIGHLIGHTS

NHL FIRSTS:

Game: 10/6/95; 3-2 COL W vs. DET

Point: 10/18/95; 4-2 COL W vs. WSH (assist)

Goal: 11/1/95; 6-1 COL W vs. CGY

Shootout Stats: 0 attempts, 0 goals (0%)

NHL HIGHS:

Goals: 2-4x (Last: 11/13/08; 6-1 BOS W vs. MTL)

Assists: 3 (2/19/00; 4-2 COL W vs. NSH)

Points: 3-2x (Last: 11/13/08; 6-1 BOS W vs. MTL)

Penalty Min: 12 (4/7/96; 4-1 COL W @ DAL)

CAREER STATS

YEAR	TEAM	LEAGUE	REGULAR SEASON					PLAYOFFS				
			GP	G	A	TP	PIM	GP	G	A	TP	PIM
1991-92 (a)	Oshawa	OHL	55	12	14	26	20	7	2	0	2	2
1992-93	Oshawa	OHL	66	24	50	74	20	10	2	4	6	4
1993-94 (b)	Oshawa	OHL	66	35	69	104	22	5	1	7	8	2
1994-95	Cornwall	AHL	40	18	15	33	22	13	7	7	14	8
1995-96	Colorado	NHL	71	13	14	27	30	22	1	4	5	8
1996-97	Colorado	NHL	79	9	17	26	38	12	1	6	7	2
1997-98	Colorado	NHL	81	7	15	22	48	7	1	0	1	12
1998-99	Colorado	NHL	72	8	7	15	40	10	0	1	1	6
1999-00	Colorado	NHL	79	8	14	22	28	17	1	2	3	4
2000-01	Colorado	NHL	50	4	10	14	20	23	1	2	3	8
2001-02	Colorado	NHL	73	5	12	17	48	20	0	2	2	14
2002-03 (c)	Calgary	NHL	82	10	15	25	50	—	—	—	—	—
2003-04	Calgary	NHL	53	4	13	17	24	23	3	3	6	16
2005-06	Calgary	NHL	74	4	14	18	48	7	1	0	1	8
2006-07	Calgary	NHL	56	10	14	24	32	6	0	0	0	2
2007-08	Calgary	NHL	74	3	9	12	20	7	2	0	2	6
2008-09 (d,e)	Boston	NHL	77	7	11	18	32	11	0	1	1	2
NHL Totals (13 Seasons)			921	92	165	257	458	165	11	21	32	88

(a) June 20, 1992—Selected by the New Jersey Devils in the 1992 NHL Entry Draft. Ninth Devils pick, 186th overall, eighth round.

(b) June 1, 1994—Acquired by the Quebec Nordiques along with New Jersey's 11th round pick in the 1994 NHL Entry Draft (Steven Low) in exchange for Quebec's 11th round pick in the 1994 NHL Entry Draft (Mike Hanson).

(c) Oct. 1, 2002—Acquired by the Calgary Flames along with Chris Drury in exchange for Derek Morris, Jeff Shantz and Dean McAmmond.

(d) Sept. 3, 2008—Signed by the Boston Bruins as a free agent.

(e) Aug. 19, 2009—Signed by the Carolina Hurricanes as a free agent.

PERSONAL

Stephane and his wife, Susan, welcomed their second child this off-season... They now have two daughters: Sienna (2) and Emme (born Aug. 1, 2009)... Stephane spends his summers in Denver... His charitable endeavors include Garth Brooks Teammates for Kids... Stephane's favorite team growing up was Edmonton and the player he emulated most was Mark Messier... His parents were the biggest influence on his hockey career... He also enjoys golf, tennis, softball and volleyball... Stephane's first job was "picking asparagus"... His favorite vacation spot is Cabo San Lucas, Mexico... The most-played artist on his iPod is Basshunter... Stephane's favorite movie is Top Gun... He enjoys reading Men's Health magazine... His

favorite food is sushi and his biggest talent outside of hockey is cleaning... The person in history he would most like to meet is President Barack Obama... His favorite website is CNBC.com... His favorite thing about playing in the National Hockey League is the competition... His most common game-day habit is the pre-game nap... His most prized possessions are his kids... Stephane's favorite road city is New York... His favorite road arena is the Air Canada Centre in Toronto... His favorite team to play against is his former team, the Colorado Avalanche... He was teammates with fellow Hurricane Aaron Ward on the Bruins during the 2008-09 season.

VS. NHL

CLUB	GP	G	A	PTS	PIM
ANA	43	7	3	10	32
ATL	10	3	1	4	0
BOS	17	2	1	3	12
BUF	21	0	6	6	20
CGY	37	4	9	13	20
CAR	19	2	7	9	4
CHI	38	5	10	15	18
COL	35	6	11	17	14
CBJ	23	1	5	6	12
DAL	46	3	8	11	30
DET	41	1	3	4	26
EDM	63	4	10	14	14
FLA	17	1	3	4	10
LA	42	6	6	12	22
MIN	38	3	6	9	20
MTL	22	6	3	9	6
NSH	31	0	6	6	26
NJ	20	2	1	3	8
NYI	17	1	3	4	4
NYR	20	1	7	8	8
OTT	20	1	0	1	8
PHI	20	2	3	5	6
PHX	44	6	8	14	44
PIT	18	2	2	4	12
SJ	50	6	12	18	12
STL	42	2	7	9	26
TB	19	2	3	5	6
TOR	26	3	5	8	8
VAN	64	8	14	22	20
WSH	18	2	2	4	10



2008-09 SEASON

Completed his 13th NHL season, skating in 77 games with the Boston Bruins and totaling 18 points (7g, 11a)... Won 52 percent of his face-offs... Led all Bruins forwards in blocked shots (56) and was fourth among Boston forwards in hits (107)... Had two helpers vs. FLA (2/24)... Played his 900th career NHL game at NJ (2/13)... Notched a pair of assists on New Year's Day vs. PIT (1/1)... Skated a season-high 17:18 of ice time vs. ATL (12/13)... Matched his career high with three points (2g, 1a), including the game-winning goal, vs. MTL (11/13)... Earned

his first point with Boston with a goal vs. ATL (10/25)... Made his Bruins debut at COL (10/9)... Missed five games due to injury (neck)... **Longest assist streak:** 2 games (11/13-11/15: 2g, 2a)... **Longest point streak:** 2 games (11/13-11/15: 2g, 2a)... **Multi-goal games:** 1 (11/13 vs. MTL: 2g, 1a)... **Multi-assist games:** 2 (1/1 vs. PIT: 0g, 2a; 2/24 vs. FLA: 0g, 2a)... **Multi-point games:** 3 (11/13 vs. MTL: 2g, 1a; 1/1 vs. PIT: 0g, 2a; 2/24 vs. FLA: 0g, 2a).

2009 PLAYOFFS

Earned one assist in 11 playoff games for Boston... Played in his 12th career Game 7 when the Bruins hosted Carolina (5/14), the most by any active player and tied for

second in NHL history (Patrick Roy and Scott Stevens each played in 13)... Earned his only point of the playoffs with an assist in Game 3 at MTL (4/20).

CAREER

Is in his 14th NHL season and first with Carolina... Signed a one-year contract with the Hurricanes on Aug. 19, 2009... Has won the Stanley Cup twice in his career, both times with Colorado (1996, 2001)... Has participated in the playoffs in all but one season (2002-03 with Calgary) in his entire career, including junior hockey and the American Hockey League... **1991-92:** Totaled 26 points (12g, 14a) in 55 games during his first season of junior hockey with Oshawa of the Ontario Hockey League (OHL)... **1992-93:** Was fifth among Oshawa skaters in scoring with 74 points (24g, 50a) in 66 games... **1993-94:** Notched 104 points (35g, 69a) in 66 games for Oshawa during his final season of junior hockey... Was second among Oshawa skaters in points (104), first in assists (69) and third in goals (35)... Completed his junior career with 204 points (71g, 133a) in 187 games... **1994-95:** Played his first professional season, spending the year with Quebec's AHL affiliate in Cornwall... Had 33 points (18g, 15a) in 40 games and led the team in game-winning goals (5)... **1995-96:** Completed his first NHL season with Colorado during the team's first season in Denver after relocating from Quebec... Notched 27 points (13g, 14a) in 71 games and led all NHL rookies in shorthanded points (4)... Was third among rookies in plus/minus (+15)... His 27 points are still a career high... Played his first NHL game vs. DET (10/6)... Earned his first NHL point with an assist vs. WSH (10/18)... Netted his first NHL goal vs. CGY (11/1)... Missed nine games due to a groin injury... Competed in his first NHL playoff season, playing all 22 postseason contests and totaling five points (1g, 4a) as the Avalanche won the Stanley Cup... Netted his first NHL playoff goal vs. DET (4/22)... **1996-97:** Had a career-high 17 assists... Established a career-best with a four-game point streak (11/16-11/27)... Finished the season with 26 points (9g, 17a) and was plus or even in 62 of his 79 games... **1997-98:** Matched his career-best with a four-game point streak (1/31-2/7) and had two three-game streaks as well... Had his stretch of 128-consecutive games played snapped when he missed the game vs. DET (4/18)... **1998-99:** Had 15 points (8g, 7a) in 72 games... Netted his first career power-play goal at CHI (1/10)... **1999-00:** Established a career high with three assists at NYR (2/18)... Recorded his 100th career point vs. VAN (12/6)... Scored one of an Avalanche-franchise-record three goals in a 1:00 span at CGY (3/7) along with Joe Sakic and Adam Deadmarsh... Missed three games due to injury... **2000-01:** Matched his career-high with a four-game point streak (10/4-10/12:

1g, 3a)... Had three points (1g, 2a) in 23 playoff games as he won his second Stanley Cup with the Avalanche... His playoff goal was an overtime tally during the Western Conference Finals at STL (5/18)... **2001-02:** Skated in just 50 games for Colorado, a career low... Played his 500th career NHL game vs. ATL (4/3)... Played his 100th career Stanley Cup playoff game vs. SJ (5/4)... **2002-03:** Completed his first season with Calgary after being acquired by the Flames on 10/1... Skated in all 82 games for the Flames, a career high... Matched his career-long point streak with a four-game streak (10/22-10/31: 1g, 4a)... **2003-04:** Led the Flames in face-off percentage (56.6%)... Played in his 600th career NHL game at CHI (11/12)... Missed 29 games due to injury... Had six points (3g, 3a) as the Flames advanced to the Stanley Cup Finals before falling to Tampa Bay in seven games... It marked his third career trip to the Stanley Cup Finals... **2004-05:** Did not play... **2005-06:** Was Calgary's nominee for the Masterton Trophy, which honors perseverance and dedication to hockey... Tallied 18 points (4g, 14a) in 74 regular-season games for the Flames... Led the team in face-off percentage (55.4%) and was second on the club in plus/minus (+10)... Earned four power-play points and scored one power-play goal... Scored the game-winning goal and added an assist vs. PHX (4/5)... Played in his 700th career NHL game at MIN (3/21)... Earned his 200th career NHL point with a power-play assist at NSH (3/18)... Assisted on game-winning goals in consecutive games vs. MIN (11/1) and vs. CBJ (11/3)... Missed eight games due to injury... Played in all seven of Calgary's playoff games against Anaheim, scoring the opening goal of Game 6 at ANA (5/1)... **2006-07:** Skated in just 56 games for the Flames, totaling 24 points (10g, 14a)... Was the recipient of the Flames' J.R. McCaig Award, awarded to the player who best exemplifies Mr. McCaig's virtues of respect, courtesy and compassion... Missed 22 games after suffering a broken leg at BOS (10/19)... Had three multi-point games, all two-point efforts... **2007-08:** Notched 12 points (3g, 9a) in 74 games with Calgary... Had points in consecutive games twice (10/12-10/13: 0g, 2a; 1/18-1/22: 2g, 1a)... Earned one multi-point game, notching a goal and an assist vs. MIN (1/22)... Skated in his 800th NHL game at CBJ (12/18)... Missed five games with a hip injury... Scored a pair of goals in the Flames' 3-2 playoff win at SJ (4/9), and played in all seven of Calgary's postseason contests.



MAGNUS AKERLUND

Goaltender • Catches Right
6'1" • 183 lbs.
4/25/86 • Osby, Sweden

Acquired: 2004 NHL Entry Draft
2008-09 Teams: Timra IK (Sweden), Sundsvall (Swe-2)
Drafted: Carolina 2004 (5-137-5)

CAREER


Completed his fourth season in the Swedish Elite League in 2008-09... Has played in 52 career games in the top Swedish league, earning a goals-against average of 2.25 (115 goals allowed, 3069 minutes) and one shutout... Has twice represented his native Sweden in international competition – at the U-18 World Junior Championship and the U-20 World Junior Championship... Was the second-rated European goaltender in the 2004 NHL Entry Draft, which was held in Raleigh... **2008-09:** Spent most of the season

with Timra IK of the Swedish Elite League (SEL), serving as backup goaltender to Johan Backlund... Had a 2.08 goals-against average in seven games with Timra IK... Appeared in two playoff games for Timra, posting a 1.96 goals-against average... Also played in three games for Sundsvall of the Swedish second division, allowing just one goal in three games for a goals-against average of 0.33.

CAREER STATS

REGULAR SEASON									PLAYOFFS					
YEAR	TEAM	LEAGUE	GP	MIN	GA	SO	GAA	W-L-OT	GP	MIN	GA	SO	GAA	W-L
2002-03	HV 71 J18	Swe Jr.	18	861	44	1	3.07	–	2	80	6	0	4.50	–
	Sweden	WJC U-18	5	300	17	1	3.40	2-3-0	–	–	–	–	–	–
2003-04 (a)	HV 71 J20	Swe Jr.	26	1556	85	1	3.28	–	2	119	10	0	5.04	–
	Sweden	WJC	1	59	4	0	4.07	0-1-0	–	–	–	–	–	–
2004-05	HV 71 J20	Swe Jr.	19	1096	48	1	2.63	–	–	–	–	–	–	–
	Skovde	Swe-2	22	1290	55	1	2.56	–	–	–	–	–	–	–
	HV 71	SEL	3	185	9	0	2.92	–	–	–	–	–	–	–
2005-06	Nykoping	Swe-2	21	1236	67	–	3.25	–	–	–	–	–	–	–
	HV 71 J20	Swe. Jr.	4	214	17	0	4.76	–	–	–	–	–	–	–
2006-07	HV 71	SEL	1	65	1	0	0.92	–	–	–	–	–	–	–
	Skovde	Swe-3	38	2293	91	6	2.38	–	–	–	–	–	–	–
2007-08	Timra IK	SEL	9	512	25	1	2.93	–	–	–	–	–	–	–
	Sundsvall IF	Swe-2	5	305	16	0	3.15	–	–	–	–	–	–	–
2008-09	Timra IK	SEL	7	375	13	0	2.08	–	2	123	4	0	1.96	–
	Sundsvall IF	Swe-2	3	180	1	2	0.33	–	–	–	–	–	–	–
SEL Totals (4 seasons)			20	1137	48	1	2.53	–	2	123	4	0	1.96	–

(a) June 27, 2004—Selected by the Carolina Hurricanes in the 2004 NHL Entry Draft. Fifth Hurricanes pick, 137th overall, fifth round.



MIKE ANGELIDIS

Center/Wing • Shoots Left
6'1" • 210 lbs.
6/27/85 • Woodbridge, Ont.

Acquired: 7/21/06, signed as a free agent
2008-09 Team: Albany (AHL)
Drafted: Undrafted

CAREER

Is in his fourth professional season after signing as an undrafted free agent with Carolina on 7/21/06... Had 61 points (30g, 31a) in 168 career American Hockey League (AHL) games with Albany entering 2009-10... Set AHL career highs in games played (74), goals (11), assists (16), points (27) and penalty minutes (151) in 2007-08... Also played 24 games with Florida of the ECHL in 2006-07, notching 18 points (10g, 8a)... Finished his junior career with Owen Sound with 78 goals and 54 assists for 132 points in 240 games... Ranked third in the OHL in goal-scoring with 53 goals during the 2005-06 season, and was named to the OHL's First All-Star Team... Also received the Dan Snyder Memorial Trophy as the 2005-06 OHL Humanitarian of the Year... Was voted Most Improved Player in the 2005-06 OHL Western Conference Coaches Poll and finished second in that poll's voting for Most Underrated Player and Most Dangerous

Player in the Goal Area... **2008-09:** Scored his first goal of the season vs. Binghamton (10/22)... Scored two goals, including the game-winner vs. Syracuse (11/21)... Tallied three points (2g, 1a) and had a fighting major for a Gordie Howe hat trick, and was (+4) vs. Norfolk (12/5)... Recorded his 50th career AHL point with an assist at Hershey (1/14)... Played in his 150th career AHL game vs. Portland (2/7)... Scored the game-winning goal vs. Springfield (2/13)... Recorded his second Gordie Howe hat trick of the season with a goal, an assist and a fight vs. Lowell (2/14)... Scored goals in consecutive games at Syracuse (2/28) and vs. Norfolk (3/1)... Scored his 15th goal of the year vs. Wilkes-Barre/Scranton (3/16)... Suffered a season-ending injury at Providence (3/20).

CAREER STATS

REGULAR SEASON								PLAYOFFS				
YEAR	TEAM	LEAGUE	GP	G	A	TP	PIM	GP	G	A	TP	PIM
2002-03	Owen Sound	OHL	65	7	10	17	81	4	1	1	2	0
2003-04	Owen Sound	OHL	66	9	9	18	118	7	4	1	5	4
2004-05	Owen Sound	OHL	41	9	10	19	126	8	3	2	5	10
2005-06 (a,b)	Owen Sound	OHL	68	53	25	78	167	11	5	9	14	38
2006-07	Albany	AHL	27	4	5	9	44	4	0	0	0	10
	Florida	ECHL	24	10	8	18	54	–	–	–	–	–
2007-08	Albany	AHL	74	11	16	27	151	7	0	2	2	6
2008-09	Albany	AHL	67	15	10	25	142	–	–	–	–	–
AHL Totals (3 seasons)			168	30	31	61	337	11	0	2	2	16

(a) OHL First Team All-Star, Dan Snyder Award winner as OHL Humanitarian of the Year.
(b) July 21, 2006—Signed by the Carolina Hurricanes as a free agent.



BRETT BELLEMORE

Defenseman • Shoots Right

6'4" • 205 lbs.

6/25/88 • Windsor, Ont.

Acquired: 2007 NHL Entry Draft

2008-09 Teams: Plymouth (OHL), Albany (AHL)

Drafted: Carolina 2007 (5-162-6)

CAREER

Signed a three-year, entry-level contract with the Hurricanes on 5/15/08... Completed his Ontario Hockey League (OHL) career with 48 points (8g, 40a) and 175 penalty minutes in 181 career games with Plymouth... Made his OHL debut in 2005 in Plymouth's season opener at Saginaw (9/21/05)... Finished the 2006-07 season ranked tops among all Canadian Hockey League and Ontario Hockey League skaters with a (+48) plus/minus rating... Was named Plymouth's Most Improved Player in 2006-07... Had six assists in 25 playoff games for the Whalers as Plymouth captured the 2007 OHL Championship before falling to Vancouver in the Memorial Cup final... Scored an OHL-career-high 24 points (6g, 18a) for Plymouth


in 2007-08, after missing the first 12 games of the season due to off-season shoulder surgery... Made his professional debut with Albany at Wilkes-Barre/Scranton (3/31/08)... **2008-09:** Began the season with Albany, playing in six games before being reassigned to Plymouth (OHL) on 1/5... Had missed most of the AHL season with a back injury... Skated in 29 regular-season OHL games after joining Plymouth, totaling 12 points (2g, 10a)... Was named the OHL Western Conference's Best Defensive Defenseman in a coaches' poll... Scored his first career shorthanded goal, the game-winner, vs. Windsor (4/2)... Was (+4) at Kitchener (2/27)... Earned first star honors with a goal and an assist at Ottawa (1/11).

CAREER STATS

			REGULAR SEASON					PLAYOFFS				
YEAR	TEAM	LEAGUE	GP	G	A	TP	PIM	GP	G	A	TP	PIM
2005-06	Plymouth	OHL	46	0	0	0	16	10	0	0	0	0
2006-07 (a)	Plymouth	OHL	50	0	12	12	50	20	0	5	5	28
2007-08 (b)	Plymouth	OHL	56	6	18	24	70	4	0	2	2	8
	Albany	AHL	4	0	0	0	6	5	0	0	0	6
2008-09	Plymouth	OHL	29	2	10	12	39	11	1	2	3	16
	Albany	AHL	6	0	0	0	4	—	—	—	—	—
OHL Totals (4 Seasons)			181	8	40	48	175	45	1	9	10	52

(a) June 23, 2007—Selected by the Carolina Hurricanes in the 2007 NHL Entry Draft. Fifth Hurricanes pick, 162nd overall, in the sixth round.

(b) May 15, 2008—Signed a three-year, entry-level contract with the Carolina Hurricanes.



NICOLAS BLANCHARD

Left Wing • Shoots Left

6'3" • 200 lbs.

5/31/87 • Granby, Que.

Acquired: 2005 NHL Entry Draft

2008-09 Team: Albany (AHL)

Drafted: Carolina 2005 (8-192-6)

CAREER

Signed a three-year, entry-level contract with Carolina on 4/3/07... Had 45 points (19g, 26a) and 204 penalty minutes in 126 career regular-season American Hockey League (AHL) games heading into 2009-10... Scored 50 goals and earned 90 assists (140 points) in 191 regular-season games over three seasons with Chicoutimi of the Quebec Major Junior Hockey League (QMJHL) from 2004-2007... Posted 22 goals and 35 assists (57 points) in 62 games during his final junior season with Chicoutimi in 2006-07... Made his professional debut with Albany (AHL) on 4/4/07, and notched his first AHL goal with the River Rats on 4/11/07... Completed his first full professional season with Albany (AHL) in 2007-08, notching 23 points (11g, 12a) in 64 games... **2008-09:** Completed his third AHL season with Albany, totaling 19 points (7g,

12a) and 132 penalty minutes in 55 games before having his season cut short when he suffered an injury in Albany's bus crash on 2/19... Scored his first goal of the season, Albany's first five-on-five goal of the year, vs. Binghamton (10/22)... Scored the game-tying goal and was named the game's second star in a 4-3 comeback win at Bridgeport (11/2)... Posted two assists vs. Syracuse (11/21)... Earned two helpers vs. Norfolk (12/5)... Scored his fifth goal of the season, a power play goal at Wilkes-Barre/Scranton (12/6)... Played his 100th career AHL game at Norfolk (12/19)... Recorded his 100th penalty minute of the season vs. Rochester (1/24)... Scored his 7th goal of the season and recorded his 200th penalty minute of his career at Lowell (2/18).

CAREER STATS

			REGULAR SEASON					PLAYOFFS				
YEAR	TEAM	LEAGUE	GP	G	A	TP	PIM	GP	G	A	TP	PIM
2003-04	Antoine-Girouard	QAAA	42	24	28	52	28	13	9	6	15	4
2004-05 (a)	Chicoutimi	QMJHL	69	13	26	39	31	17	2	2	4	10
2005-06	Chicoutimi	QMJHL	60	15	29	44	51	9	1	2	3	4
2006-07 (b)	Chicoutimi	QMJHL	62	22	35	57	41	4	0	2	2	8
	Albany	AHL	7	1	2	3	2	5	0	0	0	2
2007-08	Albany	AHL	64	11	12	23	70	7	0	2	2	2
2008-09	Albany	AHL	55	7	12	19	132	—	—	—	—	—
AHL Totals (3 seasons)			126	19	26	45	204	12	0	2	2	4

(a) July 30, 2005—Selected by the Carolina Hurricanes in the 2005 NHL Entry Draft. Eighth Hurricanes pick, 192nd overall, sixth round.

(b) April 3, 2007—Signed a three-year, entry-level contract with the Carolina Hurricanes.



CASEY BORER

Defenseman • Shoots Left
6'2" • 205 lbs.
7/28/85 • Minneapolis, MN

Acquired: 2004 NHL Entry Draft
2008-09 Teams: Albany (AHL), Carolina (NHL)
Drafted: Carolina 2004 (3-69-3)

CAREER


Signed a two-year contract with the Hurricanes on 5/17/07... Has played in 14 NHL games with Carolina, totaling one goal and two assists (3 points) and nine penalty minutes... In 113 career American Hockey League (AHL) games with Albany, had earned 29 points (10g, 19a) entering 2009-10... Attended Shattuck-St. Mary's prep school and Huron High School, winning the Midget AAA national title while at Shattuck-St. Mary's... Was part of the U.S. National Team Development Program before attending St. Cloud State, and has twice represented the United States in international competition: at the 2003 Under-18 World Junior Championship and the 2005 World Junior Championship... Totaled five goals and 36 assists (41 points) in 148 career games for St. Cloud State... Was twice chosen as a WCHA All-Academic selection and served as team captain for each of his last two seasons with the Huskies... Completed his first professional season in 2007-08, spending most of the year with Albany (AHL)...Earned his first NHL

point with an assist on Staal's power-play goal at 5:10 of the second period and scored his first NHL goal at 16:35 of the second period for his first NHL multi-point game at ATL (1/4/08)... Made his NHL debut vs. ATL (1/2)... Recorded first career professional and first career AHL point for Albany vs. Syracuse (10/24)... **2008-09:** Completed his second professional season with Carolina, spending most of the year with Albany (AHL)... Notched 10 points (4g, 6a) in 51 games for the River Rats before having his season cut short after suffering a broken vertebra in his neck in Albany's bus accident on 2/19... Was named the River Rats' nominee for the American Specialty/AHL Man of the Year for his contributions to the Albany community during the 2008-09 season... Played three games with Carolina during his only NHL stint from 12/4-12/13 and did not register a point... Had his first NHL fight when he sparred with Scott Hartnell at PHI (12/11)... Made his NHL season debut vs. PHI (12/6), blocking three shots in 13:01 of ice time.

CAREER STATS

REGULAR SEASON							PLAYOFFS					
YEAR	TEAM	LEAGUE	GP	G	A	TP	PIM	GP	G	A	TP	PIM
2002-03	USNTDP	U-18	46	2	2	4	36	—	—	—	—	—
	USNTDP	NAHL	10	1	2	3	10	—	—	—	—	—
2003-04 (a)	St. Cloud State	WCHA	31	0	8	8	18	—	—	—	—	—
2004-05	St. Cloud State	WCHA	35	0	11	11	40	—	—	—	—	—
2005-06	St. Cloud State	WCHA	42	3	8	11	24	—	—	—	—	—
2006-07 (b)	St. Cloud State	WCHA	40	2	9	11	30	—	—	—	—	—
	Albany	AHL	1	0	0	0	0	—	—	—	—	—
2007-08	Albany	AHL	61	6	13	19	58	—	—	—	—	—
	Carolina	NHL	11	1	2	3	4	—	—	—	—	—
2008-09	Albany	AHL	51	4	6	10	26	—	—	—	—	—
	Carolina	NHL	3	0	0	0	5	—	—	—	—	—
Hurricanes/NHL Totals (2 seasons)			14	1	2	3	9	—	—	—	—	—

(a) June 26, 2004—Selected by Carolina Hurricanes in the 2004 NHL Entry Draft. Third Hurricanes pick, 69th overall, third round.
(b) May 17, 2007—Signed a two-year contract with the Carolina Hurricanes.



DRAYSON BOWMAN

Left Wing • Shoots Left
6'1" • 190 lbs.
3/8/89 • Grand Rapids, MI

Acquired: 2007 NHL Entry Draft
2008-09 Team: Spokane (WHL)
Drafted: Carolina 2007 (2-72-3)

CAREER


Concluded his Western Hockey League (WHL) career with 130 goals, 112 assists (242 points) and 275 penalty minutes in 265 games... Averaged more than a point per game in 39 career playoff games, tallying 21 goals and 19 assists... Finished his Spokane career ranked sixth in franchise history in goals (130) and 11th all-time in points (242)... Signed a three-year, entry-level contract with the Hurricanes on 7/30/08... Was Spokane's Rookie of the Year as a 16-year-old in 2005-06, notching 17 goals and 34 points in 72 games... Became the first 16-year-old to notch double-digit goals for Spokane since Brandy Cote did so in 1997-98... Ranked fourth among Chiefs skaters in goals and sixth in total scoring in his second full season of major junior hockey in 2006-07... Played in the CHL's Top Prospects Game in Jan. 2007... Led Spokane and ranked tied for 10th in the WHL in scoring during the 2007-08 regular season with 82 points in 66 games... Was the leading goal scorer during the 2008 Memorial Cup in Kitchener, Ont., with six goals in four games... Notched the game-winning goal in Spokane's 4-1 victory in the

2008 Memorial Cup championship game against Kitchener, and was named to the tournament's All-Star Team... Was born in Michigan but raised in Littleton, CO... **2008-09:** Led Spokane (WHL) in scoring for the second consecutive season, totaling 83 points (47g, 36a) in 62 games... Ranked fourth in the WHL in goals (47) and 14th in the league in points (83)... Became the first Chief since 1994 to score 40 goals in back-to-back seasons... Was twice named the WHL's Player of the Week (2/2 and 3/16)... Netted a career-high four goals in a 5-2 win vs. Kamloops (2/25), his third hat trick of the season and sixth of his junior career... Had 32 goals and 49 points in the final 30 games of the regular season... Had a season-high, 10-game point-scoring streak from 1/10-1/31 (10g, 9a)... Earned a hat trick, with two of the goals coming on penalty shots, vs. Seattle (2/18)... Had 21 multi-point games, including two five-point nights, four four-point games and five three-point games... Led the Chiefs in postseason scoring with eight goals and 13 points in 12 playoff games.

CAREER STATS

REGULAR SEASON							PLAYOFFS					
YEAR	TEAM	LEAGUE	GP	G	A	TP	PIM	GP	G	A	TP	PIM
2004-05	Kimberly	KIJHL	47	29	30	59	108	—	—	—	—	—
	Spokane	WHL	4	0	0	0	0	—	—	—	—	—
2005-06	Spokane	WHL	72	17	17	34	51	—	—	—	—	—
2006-07 (a)	Spokane	WHL	61	24	19	43	55	6	2	5	7	4
2007-08 (b)	Spokane	WHL	66	42	40	82	62	21	11	9	20	8
2008-09	Spokane	WHL	62	47	36	83	107	12	8	5	13	8
WHL Totals (5 Seasons)			265	130	112	242	275	39	21	19	40	20

(a) June 23, 2007—Selected by Carolina Hurricanes in the 2007 NHL Entry Draft. Second Hurricanes pick, 72nd overall, third round.
(b) July 30, 2008—Signed a three-year, entry-level contract with the Carolina Hurricanes.



ZACH BOYCHUK

Center/Wing • Shoots Left
5'10" • 185 lbs.
10/4/89 • Airdrie, Alb.

Acquired: 2008 NHL Entry Draft
2008-09 Teams: Carolina (NHL), Lethbridge (WHL), Albany (AHL)
Drafted: Carolina 2008 (1-14-1)

CAREER

Totaled 271 points (110g, 161a) in 237 career regular-season Western Hockey League (WHL) games with the Lethbridge Hurricanes, good for seventh on Lethbridge's all-time point list... Had 20 goals and 19 assists (39 points) in 35 career WHL playoff games... Had also played two games in the NHL with Carolina and two games in the AHL with Albany entering the 2009-10 season... Was ranked eighth among North American skaters by NHL Central Scouting heading into the 2008 NHL Entry Draft... Won gold with Canada at the 2006 Under-18 Junior World Cup... Also represented Canada at the 2007 Under-18 World Junior Championship and the eight-game Canada-Russia Super Series in 2007... Captured gold with Canada at the 2008 and 2009 World Junior Championships, serving as the team's alternate captain at the 2009 World Juniors... Was the youngest player on Team WHL at the 2006 ADT Canada-Russia Challenge, and played for Team WHL again at that event in 2007 and 2008... Won the Carl Trentini Memorial Award as Lethbridge's Rookie of the Year in 2005-06, after totaling 51 points (18g, 33a) in 64 games as a 16-year-old... Ranked tied for second in the WHL in scoring in 2006-07 with 91 points (31g, 60a) in 69 games as

a 17-year-old for Lethbridge, and was named Lethbridge's team MVP and Most Popular Player as voted by the fans... In 2007-08, ranked second among Lethbridge skaters in scoring with 72 points (33g, 39a), despite playing in just 61 of 72 games... Led the team with a plus-26 plus/minus rating... Played in the 2008 Home Hardware CHL/NHL Top Prospects Game, netting two goals and earning Team White Player of the Game honors... Led all WHL skaters in 2008 with 13 playoff goals... **2008-09:** Started the season in the NHL with the Hurricanes, playing in two games before returning to his junior team in Lethbridge (WHL)... Made his NHL/Hurricanes debut at LA (10/17), becoming the first Hurricanes player since Eric Staal in 2003 to make his NHL debut in his draft year... Had 57 points (28g, 29a) in 43 regular-season games with Lethbridge, and led the team with 13 points (7g, 6a) in 11 playoff contests... Shared the Harry Ingarfield Memorial Award as Lethbridge's team MVP and won the team's plus/minus award... Joined Albany at the end of his WHL season, earning one assist in two games... Made his AHL debut and earned his first professional point with an assist at Wilkes-Barre/Scranton (4/10).

CAREER STATS

			REGULAR SEASON					PLAYOFFS				
YEAR	TEAM	LEAGUE	GP	G	A	TP	PIM	GP	G	A	TP	PIM
2005-06	Lethbridge	WHL	64	18	33	51	30	6	0	5	5	2
2006-07	Lethbridge	WHL	69	31	60	91	52	—	—	—	—	—
2007-08 (a)	Lethbridge	WHL	61	33	39	72	80	18	13	8	21	6
2008-09 (b)	Carolina	NHL	2	0	0	0	0	—	—	—	—	—
	Lethbridge	WHL	43	28	29	57	22	11	7	6	13	12
	Albany	AHL	2	0	1	1	2	—	—	—	—	—
WHL TOTALS (4 Seasons)			237	110	161	271	184	35	20	19	39	20

(a) June 20, 2008—Selected by the Carolina Hurricanes in the 2008 NHL Entry Draft. First Hurricanes pick, 14th overall, first round.

(b) Oct. 4, 2008—Signed by the Carolina Hurricanes to a three-year, entry level contract.



BRETT CARSON

Defenseman • Shoots Right
6'4" • 210 lbs.
11/29/85 • Regina, Sask.

Acquired: 2004 NHL Entry Draft
2008-09 Teams: Carolina (NHL), Albany (AHL)
Drafted: Carolina 2004 (4-109-4)

CAREER

Totaled 77 points (10g, 67a) in 209 career American Hockey League (AHL) games with the Albany River Rats entering the 2009-10 season... Had also appeared in five NHL games with Carolina... Signed a three-year, entry-level contract with the Hurricanes on 5/31/06... Completed his five-year WHL career with 28 goals and 82 assists (110 points) and 204 penalty minutes in 268 games... Selected to participate in the 2004 CHL Top Prospects game and registered the fastest lap in the skills competition with a time of 14.56... Served as team captain for the Calgary Hitmen (WHL) during the 2005-06 season... Hitmen set a franchise record for fewest goals against during 2005-06 regular season with 155, tops in the CHL... Named to the 2006 WHL East First All-Star Team after leading Hitmen defensemen with 40 points (11g, 29a)... Played his first professional season in 2006-07, spending the majority of the season with

the River Rats after making his professional debut with Florida (ECHL)... Ranked third among River Rats defensemen in scoring in 2006-07 with 18 points (2g, 16a)... In 2007-08, ranked tied for first among Albany defensemen in games played (77), first in assists (22) and first in points (24)... Scored his first career AHL playoff goal with the game-winner in Game 3 at Philadelphia (4/20/08)... **2007-08:** Completed his third professional season, making his NHL debut with Carolina... Played in five games during his first career stint in the NHL from 12/7-12/19, averaging 15:43 of ice time per game and totaling four penalty minutes... Made his NHL debut vs. WSH (12/7) and registered two hits and two blocked shots in 22:07 of ice time... Was second among Albany defensemen in scoring, totaling 35 points (6g, 29a) in 69 games with the River Rats... Was tied for first among Albany defensemen in goals with six.

CAREER STATS

			REGULAR SEASON					PLAYOFFS				
YEAR	TEAM	LEAGUE	GP	G	A	TP	PIM	GP	G	A	TP	PIM
2001-02	Yorktown	SMHL	41	16	37	53	32	—	—	—	—	—
2002-03	Moose Jaw	WHL	6	0	0	0	0	12	2	0	2	0
	Moose Jaw	WHL	28	1	4	5	28	—	—	—	—	—
2003-04 (a)	Calgary	WHL	30	3	6	9	4	5	2	1	3	0
	Calgary	WHL	71	5	27	32	49	7	0	0	0	6
2004-05	Calgary	WHL	61	8	16	24	61	8	2	2	4	8
2005-06	Calgary	WHL	72	11	29	40	62	13	1	6	7	20
2006-07 (b)	Albany	AHL	63	2	16	18	26	5	0	2	2	0
2007-08	Florida	ECHL	3	1	1	2	0	—	—	—	—	—
	Albany	AHL	77	2	22	24	32	7	1	3	4	11
2008-09	Carolina	NHL	5	0	0	0	4	—	—	—	—	—
	Albany	AHL	69	6	29	35	34	—	—	—	—	—
Hurricanes/NHL Totals (1 season)			5	0	0	0	4	—	—	—	—	—

(a) June 27, 2004—Selected by the Carolina Hurricanes in the 2004 NHL Entry Draft. Fourth Hurricanes pick, 109th overall, fourth round.

(b) May 31, 2006—Signed by the Carolina Hurricanes to a three-year, entry-level contract.



STEFAN CHAPUT

Center • Shoots Left
6'0" • 190 lbs.
3/11/88 • Montreal, Que.

Acquired: 2006 NHL Entry Draft
2008-09 Team: Albany (AHL)
Drafted: Carolina 2006 (4-153-5)

CAREER


Signed a three-year, entry-level contract with the Carolina Hurricanes on April 16, 2008... Had 11 points (4g, 7a) and 10 penalty minutes in 16 career AHL games with Albany entering 2009-10... Completed his major junior career in 2008 with 168 points (71g, 97a) in 196 career regular-season games with Lewiston in the Quebec Major Junior Hockey League (QMJHL)... Netted six goals and five assists (11 points) in helping Lewiston capture the QMJHL championship in 2007 and advance to the Memorial Cup in Vancouver... Lewiston was eliminated from the Memorial Cup by Plymouth, which featured fellow Hurricanes prospects Chris Terry and Brett Bellemore... Ranked second among Lewiston skaters in goals

(33), assists (36), points (69) and plus/minus (+16) in 62 regular-season games played in 2007-08... Made his professional hockey debut for Albany (AHL) at Philadelphia (4/12)... **2008-09:** Scored four goals and added seven assists (11 points) in 15 games with Albany, missing the majority of the season due to injury... Recorded his first professional point with an assist vs. Binghamton (10/22)... Scored his first professional goal with a power-play tally, and had an assist for his first multi-point game, vs. Providence (11/8)... Was placed on the injured list on 12/6, and had season-ending surgery on 2/4.

CAREER STATS

			REGULAR SEASON					PLAYOFFS				
YEAR	TEAM	LEAGUE	GP	G	A	TP	PIM	GP	G	A	TP	PIM
2003-04	West Island	QAAA	29	7	12	19	32	7	1	3	4	4
2004-05	West Island	QAAA	39	29	25	54	86	5	2	2	4	16
	Lewiston	QMJHL	8	2	3	5	2	8	1	0	1	2
2005-06 (a)	Lewiston	QMJHL	69	19	29	48	44	6	0	1	1	4
2006-07	Lewiston	QMJHL	57	17	29	46	43	17	6	5	11	20
2007-08 (b)	Lewiston	QMJHL	62	33	36	69	56	6	2	1	3	12
	Albany	AHL	1	0	0	0	0	—	—	—	—	—
2008-09	Albany	AHL	15	4	7	11	10	—	—	—	—	—
AHL Totals (2 Seasons)			16	4	7	11	10	—	—	—	—	—

(a) June 24, 2006—Selected by the Carolina Hurricanes in the 2006 NHL Entry Draft. Fourth Hurricanes pick, 153rd overall, fifth round.
(b) April 16, 2008—Signed by the Carolina Hurricanes to a three-year, entry-level contract.



ZAC DALPE

Center/Right Wing • Shoots Right
6'1" • 195 lbs.
11/1/89 • Paris, Ont.

Acquired: 2008 NHL Entry Draft
2008-09 Team: Ohio State (CCHA)
Drafted: Carolina 2008 (2-45-2)

CAREER

Had Totaled 13 goals and 12 assists (25 points) in 37 career college hockey games for Ohio State (CCHA) entering 2009-10... Drafted by the Hurricanes in the second round (45th overall) of the 2008 NHL Entry Draft... Helped the Paris Wolfpack become the first team in 24 years to win consecutive Ontario Championships in 2002-03 and 2003-04... Heading into the 2006-07 season, was playing Junior B for the Stratford Cullitons (Ontario) and listed at 5'8" and 120 pounds... Was named Stratford's regular season MVP after posting 30 goals and 73 points in 52 games in 2006-07... Scored a hat trick to help lead Canada West to a gold medal at the 2007 World Junior 'A' Challenge... Had seven points (5g, 2a) in five games for Canada West during that tournament... Completed one season in the British Columbia Hockey League (BCHL) with Penticton, totaling 63 points (27g, 36a) in 46 regular-season BCHL games in 2007-08... Was named Penticton's rookie of the year, and posted 17 points (8-9-17) in 15 playoff games

to help lead the Vees to the BCHL championship... Was the 16th-ranked North American skater in NHL Central Scouting's final rankings prior to the 2008 NHL Entry Draft... **2008-09:** Completed his freshman season at Ohio State (CCHA) with 25 points (13g, 12a) and a (+7) rating in 37 games... Was named to the CCHA All-Rookie team and was one of three finalists for CCHA Rookie of the Year... Was tied for third among Buckeye skaters in goals with 13, including three game-winning goals... Was third among CCHA rookies and tied for seventh among NCAA rookies in goals... Was tied for fifth among CCHA rookies in points... Named CCHA Rookie of the Week three times (10/19, 11/10, 2/9)... Scored his first career NCAA goal with a power-play tally at Denver (10/25)... Had a five-game scoring streak from 11/1-11/21 (4g, 2a)... Earned his first collegiate point with an assist vs. Lake State (10/17)... Has three assists and was (+2) vs. Notre Dame (2/8).

CAREER STATS

			REGULAR SEASON					PLAYOFFS				
YEAR	TEAM	LEAGUE	GP	G	A	TP	PIM	GP	G	A	TP	PIM
2005-06	Stratford	MWJHL	32	6	6	12	12	2	0	0	0	0
2006-07	Stratford	OJHL-B	52	30	43	73	68	—	—	—	—	—
2007-08 (a)	Penticton	BCHL	46	27	36	63	14	15	8	9	17	4
2008-09	Ohio State	CCHA	37	13	12	25	25	—	—	—	—	—
CCHA Totals (1 Season)			37	13	12	25	25	—	—	—	—	—

(a) June 21, 2008—Selected by the Carolina Hurricanes in the 2008 NHL Entry Draft. Second Hurricanes pick, 45th overall, second round.



NICK DODGE

Center/Wing • Shoots Right
5'10" • 185 lbs.
5/1/86 • Oakville, Ont.

Acquired: 2006 NHL Entry Draft
2008-09 Team: Albany (AHL)
Drafted: Carolina 2006 (5-183-6)

CAREER

Signed to a two-year contract with Carolina on 4/16/08... Had 39 points (13g, 26a) and 34 penalty minutes in 80 career AHL games with Albany entering 2009-10... Completed his collegiate career with Clarkson (ECACHL) in 2008, totaling 124 points (52g, 72a) in 150 career games... Prior to his collegiate career, played for Oakville of the Ontario Provincial Junior Hockey League (OPJHL)... Had 79 points (33g, 46a) in 45 games in 2003-04 and was named an OPJHL All-Star and the league's Fastest Skater... Was selected as Bill Harrison Most Valuable Player for Clarkson in 2006... Was also an ECACHL Third-Team All-Star and a member of the ECACHL All-Academic Team in 2006... Served as Clarkson's team captain in 2006-07 and ranked second on the team in scoring with 39 points (18g, 21a) in 36 games... Was named a 2007 RBK All-American (Second Team) and an ECACHL First-Team All-Star after leading Clarkson to a 25-9-5 record, the ECAC Hockey League tournament championship and the number one seed in the

NCAA's East Regional... Was also named to the 2006-07 ECACHL All-Academic team... Was named the ECACHL's Best Defensive Forward in 2007-08, as he captained Clarkson to the regular-season conference title and its second consecutive NCAA Tournament berth... **2008-09:** Completed his first professional season with Albany (AHL)... Was the 12th player in River Rats history to play in all 80 games, notching 13 goals and 26 assists (39 points)... Had a five-game point streak snapped vs. Manchester (2/16)... Scored a pair of goals against Portland at HSBC Arena (2/10)... Scored the game-winning goal and had two assists for his first career three-point game at Hershey (1/10)... Scored his first professional goal at Springfield (10/24)... Made his professional debut and earned his first point with an assist vs. Bridgeport (10/11).

CAREER STATS

			REGULAR SEASON					PLAYOFFS				
YEAR	TEAM	LEAGUE	GP	G	A	TP	PIM	GP	G	A	TP	PIM
2004-05	Clarkson	ECACHL	37	6	12	18	42	—	—	—	—	—
2005-06 (a)	Clarkson	ECACHL	38	16	25	41	72	—	—	—	—	—
2006-07	Clarkson	ECACHL	36	18	21	39	32	—	—	—	—	—
2007-08 (b)	Clarkson	ECACHL	39	12	14	26	26	—	—	—	—	—
2008-09	Albany	AHL	80	13	26	39	34	—	—	—	—	—
AHL Totals (1 seasons)			80	13	26	39	34	—	—	—	—	—

(a) June 24, 2006—Selected by the Carolina Hurricanes in the 2006 NHL Entry Draft. Fifth Hurricanes pick, 183rd overall, sixth round.

(b) April 16, 2008—Signed by the Carolina Hurricanes to a two-year contract.



BRIAN DUMOULIN

Defenseman • Shoots Left
6'3" • 205 lbs.
9/6/91 • Biddeford, ME

Acquired: 2009 NHL Entry Draft
2008-09 Team: N.H. Junior Monarchs (EJHL)
Drafted: Carolina 2009 (2-51-2)

CAREER

Completed one season with the New Hampshire Junior Monarchs of the Eastern Junior Hockey League (EJHL), totaling 30 points (7g, 23a)... Committed to attend Boston College (Hockey East) beginning in 2009... Was one of the youngest players in the 2009 NHL Draft, turning 18 only nine days before the cutoff... Was rated 61st by NHL Central Scouting entering the draft... Had 13 goals and 48 assists (61

points) in 24 games for Biddeford High School in 2007-08... **2008-09:** Notched seven goals and 23 assists (30 points) in 41 games to help lead the Junior Monarchs to the regular-season championship... Was named the EJHL's Defensive Player of the Year.

CAREER STATS

			REGULAR SEASON					PLAYOFFS				
YEAR	TEAM	LEAGUE	GP	G	A	TP	PIM	GP	G	A	TP	PIM
2007-08	Biddeford	High-ME	24	13	48	61	10	—	—	—	—	—
2008-09 (a)	N.H. Jr. Monarchs	EJHL	41	7	23	30	30	7	0	3	3	2
EJHL Totals (1 Season)			41	7	23	30	30	7	0	3	3	2

(a) June 27, 2009—Selected by the Carolina Hurricanes in the 2009 NHL Entry Draft. Second Hurricanes pick, 51st overall, second round.



PATRICK DWYER

Wing • Shoots Right
5'11" • 175 lbs.
6/22/83 • Spokane, WA

Acquired: 7/7/06, signed as a free agent
2008-09 Team: Carolina (NHL), Albany (AHL)
Drafted: Atlanta 2002 (3-116-4)

CAREER

Was originally selected by the Atlanta Thrashers in the fourth round of the 2002 NHL Entry Draft, but signed with Carolina as a free agent in July 2006... Agreed to a new two-year contract with Carolina on 7/1/09... Entering the 2009-10 season, had one goal in 13 career NHL regular-season games and 151 points (69g, 82a) in 273 career American Hockey League (AHL) games with Chicago and Albany... Prior to turning professional, completed a four-year collegiate career at Western Michigan of the Central Collegiate Hockey Association (CCHA)... Was selected as the CCHA Rookie of the Year following his freshman season, when he had 17 goals and 17 assists (34 points) in 38 games... Was also named to the CCHA All-Rookie Team... Completed his college career with 101 points (45g, 56a) in 142 games... Made his professional debut with the Gwinnett Gladiators (ECHL) following the conclusion of his senior season at Western Michigan... Had five assists in 14 games with Gwinnett... Established AHL career-highs in games played (79) and matched his then-career-high in goals (16) in 2006-07, his first season in

the Hurricanes organization... Was fifth among River Rats in goals (13) and seventh in points (25) despite playing in just 59 of Albany's 80 games in 2007-08... **2008-09:** Completed his fourth full professional season, making his NHL debut with Carolina... Served three stints with Carolina, totaling one goal and averaging 8:33 of ice time per game in 13 contests... Scored his first NHL goal, deflecting Pitkanen's shot past Niittymaki at 15:00 of the second period at PHI (11/28)... Made his NHL debut vs. TOR (11/2), skating 14:10 of ice time... Was second among Albany skaters in goals (24) and fourth among River Rats in points (40), skating in 62 games on the AHL level... Led Albany with three shorthanded goals and ranked tied for second on the team with six power-play goals... Took over as Albany's captain following Tim Conboy's call-up and registered a four-point game (1g, 3a) vs. Norfolk (12/5)... Recorded a hat trick for Albany at Syracuse (3/21)... Completed his first NHL playoff season with Carolina, skating in two games... Made his Stanley Cup... Playoff debut and earned an assist on the goal by Eaves in Game 2 at PIT (5/21).

CAREER STATS

			REGULAR SEASON					PLAYOFFS				
YEAR	TEAM	LEAGUE	GP	G	A	TP	PIM	GP	G	A	TP	PIM
2001-02 (a)	Western Michigan	CCHA	38	17	17	34	26	—	—	—	—	—
2002-03	Western Michigan	CCHA	33	9	10	19	20	—	—	—	—	—
2003-04	Western Michigan	CCHA	35	13	13	26	22	—	—	—	—	—
2004-05	Western Michigan	CCHA	36	6	16	22	56	—	—	—	—	—
	Gwinnett	ECHL	14	0	5	5	8	2	0	1	1	0
2005-06 (b)	Chicago	AHL	73	16	29	45	49	—	—	—	—	—
2006-07	Albany	AHL	79	16	25	41	39	5	0	1	1	5
2007-08	Albany	AHL	59	13	12	25	29	7	0	2	2	0
2008-09	Carolina	NHL	13	1	0	1	0	2	0	1	1	0
	Albany	AHL	62	24	16	40	29	—	—	—	—	—
NHL Totals (1 season)			13	1	0	1	0	2	0	1	1	0

(a) June 23, 2002—Selected by the Atlanta Thrashers in the 2002 NHL Entry Draft. Third Thrashers pick, 116th overall, fourth round.
(b) July 7, 2006—Signed by the Carolina Hurricanes as a free agent.



ZACK FITZGERALD

Defenseman • Shoots Left
6'2" • 214 lbs.
6/16/85 • Two Harbors, MN

Acquired: 7/15/09, signed as a free agent
2008-09 Team: Manitoba (AHL)
Drafted: St. Louis 2003 (4-88-3)

CAREER


Signed by Carolina as a free agent on 7/15/09... Had six goals and 14 assists (20 points) and 500 penalty minutes in 146 career AHL games entering 2009-10... Had played in one NHL game, skating for the Vancouver Canucks on 2/5/08 at DAL... Played four seasons of junior hockey for Seattle (WHL), totaling 76 points (22g, 54a) and 853 penalty minutes... Had WHL career highs in 2004-05 in assists (18), points (25) and penalty minutes (244), leading the league with 244 penalty minutes... Made his professional

hockey debut with Peoria (AHL) in 2005-06, also spending part of the season with Alaska (ECHL)... **2008-09:** Established AHL career highs in assists (8) and penalty minutes (209) and matched his career high in points (8)... Led Manitoba with 209 penalty minutes... Ranked third among Moose defensemen with a (+13) rating, despite playing in just 56 of 80 games... Skated in 16 of 22 Calder Cup Playoff contests for Manitoba, totaling one assist and 14 penalty minutes.

CAREER STATS

			REGULAR SEASON					PLAYOFFS				
YEAR	TEAM	LEAGUE	GP	G	A	TP	PIM	GP	G	A	TP	PIM
2000-01	Duluth East	H.S.-MN	26	1	7	8	44	—	—	—	—	—
2001-02	Seattle	WHL	61	3	7	10	214	10	0	2	2	19
2002-03 (a)	Seattle	WHL	64	8	14	22	232	15	0	4	4	33
2003-04	Seattle	WHL	58	4	15	19	163	—	—	—	—	—
2004-05	Seattle	WHL	65	7	18	25	244	9	0	3	3	24
2005-06	Peoria	AHL	13	1	1	2	47	—	—	—	—	—
	Alaska	ECHL	12	1	1	2	108	—	—	—	—	—
2006-07	Peoria	AHL	29	0	2	2	86	—	—	—	—	—
	Alaska	ECHL	10	0	1	1	48	14	2	3	5	82
2007-08 (b)	Vancouver	NHL	1	0	0	0	0	—	—	—	—	—
	Manitoba	AHL	48	5	3	8	158	3	0	0	0	14
2008-09 (c)	Manitoba	AHL	56	0	8	8	209	16	0	1	1	14
AHL Totals (4 Seasons)			146	6	14	20	500	19	0	1	1	28

(a) June 22, 2003—Selected by the St. Louis Blues in the 2003 NHL Entry Draft. Blues' fourth pick, 88th overall, third round.
(b) Aug. 1, 2007—Acquired by the Vancouver Canucks from the St. Louis Blues in exchange for Francois-Pierre Guenette.
(c) July 15, 2009—Signed by the Carolina Hurricanes as a free agent.



STEVEN GOERTZEN

Right Wing • Shoots Right
6'2" • 216 lbs.
5/26/84 • Stony Plain, Alb.

Acquired: 7/8/09, signed as a free agent
2008-09 Team: Phoenix (NHL), San Antonio (AHL)
Drafted: Columbus 2002 (11-225-7)

CAREER

Signed a one-year contract with the Hurricanes on 7/8/09... Had two goals and two assists (4 points) and 78 penalty minutes in 62 career NHL games with Columbus and Phoenix entering 2009-10... Had 33 goals, 41 assists and 475 penalty minutes in 303 AHL contests... Prior to turning professional, played his junior hockey for Seattle (WHL), earning 79 points (33g, 46a) in 206 games... Played his first full professional season in 2004-05, splitting the year between Syracuse (AHL) and Dayton (ECHL)... Made his NHL debut with Columbus vs. SJ (10/21/05), and skated in a career-high 39 NHL games that season...

Matched AHL career highs in 2007-08 in goals (9) and assists (8) and set new career highs in games (81) and points (17)... **2008-09:** Split the season between Phoenix (NHL) and San Antonio (AHL)... Scored two goals, earned two assists (4 points) and totaled 24 penalty minutes while averaging 9:42 of ice time per game in 16 games with Phoenix... Earned his first NHL points with a two-assist night at EDM (1/18)... Scored his first NHL goal vs. CAR (2/7)... Scored six goals, earned eight assists (14 points) and totaled 90 penalty minutes in 57 AHL games with San Antonio.

CAREER STATS

YEAR	TEAM	LEAGUE	REGULAR SEASON					PLAYOFFS				
			GP	G	A	TP	PIM	GP	G	A	TP	PIM
2001-02 (a)	Seattle	WHL	66	6	9	15	45	11	2	0	2	4
2002-03	Seattle	WHL	71	12	19	31	95	14	4	3	7	9
2003-04	Seattle	WHL	69	15	18	33	115	—	—	—	—	—
2004-05	Syracuse	AHL	8	0	3	3	4	1	0	0	0	0
	Dayton	ECHL	11	0	3	3	2	—	—	—	—	—
2005-06	Columbus	NHL	39	0	0	0	44	—	—	—	—	—
	Syracuse	AHL	40	7	8	15	55	6	0	1	1	34
2006-07	Columbus	NHL	7	0	0	0	10	—	—	—	—	—
	Syracuse	AHL	60	9	7	16	120	—	—	—	—	—
2007-08 (b)	Syracuse	AHL	59	8	5	13	72	—	—	—	—	—
	San Antonio	AHL	22	1	3	4	34	7	1	0	1	5
2008-09 (c)	Phoenix	NHL	16	2	2	4	24	—	—	—	—	—
	San Antonio	AHL	57	6	8	14	90	—	—	—	—	—
NHL Totals (3 Seasons)			62	2	2	4	78	—	—	—	—	—

(a) June 23, 2002—Selected by the Columbus Blue Jackets in the 2002 NHL Entry Draft. 11th Jackets pick, 225th overall, seventh round.

(b) Feb. 28, 2008—Acquired by the Phoenix Coyotes from the Columbus Blue Jackets in exchange for Nat DiCasmirro.

(c) July 8, 2009—Signed by the Carolina Hurricanes as a free agent.



JAY HARRISON

Defenseman • Shoots Left
6'4" • 211 lbs.
11/3/82 • Oshawa, Ont.

Acquired: 7/9/09, signed as a free agent
2008-09 Team: Toronto (NHL), Zug (Swiss)
Drafted: Toronto 2001 (4-82-3)

CAREER

Signed a one-year contract with the Hurricanes on 7/9/09... Had played 20 NHL games with Toronto prior to the 2009-10 season, totaling two assists and 18 penalty minutes... Had 98 points (32g, 66a) in 376 career AHL games... Played his junior hockey in Brampton (OHL), earning 97 points (19g, 78a) in 245 games... Earned OHL All-Rookie Team honors in 1999... Represented Canada at the U-18 4 Nations Cup in 1998-99 and the 2002 U-20

World Junior Championship... Made his NHL debut with Toronto vs. MTL (1/28/06)... Earned his first NHL point (assist) at FLA (1/30/06)... **2008-09:** Began the season with Zug of the Swiss league, earning 15 points (6g, 9a) and collecting 96 penalty minutes in 41 regular-season games... Signed with Toronto on 3/27 after Zug's season concluded... Played in seven games with the Maple Leafs, earning one assist and totaling 10 penalty minutes.

CAREER STATS

YEAR	TEAM	LEAGUE	REGULAR SEASON					PLAYOFFS				
			GP	G	A	TP	PIM	GP	G	A	TP	PIM
1998-99	Brampton	OHL	63	1	14	15	108	—	—	—	—	—
1999-00	Brampton	OHL	68	2	18	20	139	6	0	2	2	15
2000-01 (a)	Brampton	OHL	53	4	15	19	112	9	1	1	2	17
2001-02	Brampton	OHL	61	12	31	43	116	—	—	—	—	—
	St. John's	AHL	7	0	1	1	2	10	0	0	0	4
2002-03	Memphis	CHL	—	—	—	—	—	1	0	0	0	2
	St. John's	AHL	72	2	8	10	72	—	—	—	—	—
2003-04	St. John's	AHL	70	4	5	9	141	—	—	—	—	—
2004-05	St. John's	AHL	60	0	4	4	108	4	0	1	1	14
2005-06	Toronto	NHL	8	0	1	1	2	—	—	—	—	—
	Toronto	AHL	57	9	20	29	100	5	1	3	4	8
2006-07	Toronto	NHL	5	0	0	0	6	—	—	—	—	—
	Toronto	AHL	41	4	14	18	68	—	—	—	—	—
2007-08	Toronto	AHL	69	13	14	27	73	18	2	10	12	35
2008-09 (b)	Toronto	NHL	7	0	1	1	10	—	—	—	—	—
	Zug	Swiss-A	41	6	9	15	96	7	1	2	3	33
NHL Totals (3 Seasons)			20	0	2	2	18	—	—	—	—	—

(a) June 22, 2001—Selected by the Toronto Maple Leafs in the 2001 NHL Entry Draft. Fourth Leafs pick, 82nd overall, third round.

(b) July 9, 2009—Signed by the Carolina Hurricanes as a free agent.



ROB HENNIGAR

Center • Shoots Left
5'11" • 194 lbs.
4/4/83 • Jordan, Ont.

Acquired: 8/31/09, Trade with NY Islanders
2008-09 Teams: Bridgeport (AHL), Utah (ECHL)
Drafted: Undrafted

CAREER

Is in his second professional season... Had 13 points (3g, 10a) and 18 penalty minutes in 34 career American Hockey League (AHL) games entering 2009-10... Played four seasons with Windsor in the Ontario Hockey League (OHL) from 2000-2004, totaling 221 points (83g, 138a) and 198 penalty minutes... Ranked first among Windsor skaters in goals (32), assists (47) and points (79) during his final season of junior hockey in 2002-03... Following his junior career, played four seasons of college hockey with the University of New Brunswick Reds of the Atlantic University Sport (AUS) conference in Canada, leading the Reds in scoring all four years... Tallied 177 points (46g, 131a) in 108 career games with New Brunswick, finishing his career as the school's all-time scoring leader... Represented Canada at the

World University Games during the 2006-07 season, finishing tied for first in the tournament in scoring... Helped New Brunswick capture the national championship in 2006-07... Earned the 2007-08 Canadian Interuniversity Sport (CIS) player of the year award after leading all Canadian collegians in scoring with 58 points (15g, 43a) in 27 games... **2008-09:** Completed his first season of professional hockey, splitting the season between the Bridgeport Sound Tigers (AHL) and the Utah Grizzlies (ECHL)... Scored three goals and earned 10 assists (13 points) in 34 regular-season games with Bridgeport... Led Utah in assists (44), points (59) and plus/minus (+24), despite playing in just 38 ECHL regular-season games with the Grizzlies... Also competed in all four of Bridgeport's postseason games, scoring one goal.

CAREER STATS

			REGULAR SEASON					PLAYOFFS				
YEAR	TEAM	LEAGUE	GP	G	A	TP	PIM	GP	G	A	TP	PIM
2000-01	Windsor	OHL	43	7	13	20	27	5	0	1	1	4
2001-02	Windsor	OHL	67	15	32	47	51	16	5	7	12	10
2002-03	Windsor	OHL	68	29	46	75	56	7	3	4	7	6
2003-04	Windsor	OHL	68	32	47	79	64	4	1	2	3	0
2004-05	U. New Brunswick	CIS	28	9	26	35	26	—	—	—	—	—
2005-06	U. New Brunswick	CIS	28	9	33	42	32	—	—	—	—	—
2006-07	U. New Brunswick	CIS	25	13	29	42	14	—	—	—	—	—
2007-08 (a)	U. New Brunswick	CIS	27	15	43	58	12	—	—	—	—	—
2008-09 (b)	Bridgeport	AHL	34	3	10	13	18	4	1	0	1	2
	Utah	ECHL	38	15	44	59	40	—	—	—	—	—
AHL Totals (1 Season)			34	3	10	13	18	4	1	0	1	2

(a) April 9, 2008—Signed by the New York Islanders as a free agent.

(b) Aug. 31, 2009—Acquired by the Carolina Hurricanes from the New York Islanders in exchange for Bobby Hughes.



MICHAL JORDAN

Defenseman • Shoots Left
6'1" • 184 lbs.
7/17/90 • Zlin, Czech Republic

Acquired: 2008 NHL Entry Draft
2008-09 Team: Plymouth (OHL)
Drafted: Carolina 2008 (3-105-4)

CAREER

Entering 2009-10, had 70 points (18g, 52a) in 119 career Ontario Hockey League (OHL) games with Windsor and Plymouth... Prior to coming to North America, spent one season with Zlin in the Czech Junior league, totaling 18 points (7g, 11a) in 40 regular-season games... Has represented the Czech Republic in international competition several times, including the 2007 and 2008 Under-18 World Junior Championships, the 2006 and 2007 Five Nations Cups and the 2008 and 2009 World Junior Championships... Was named the tournament's Best Defenseman after leading the Czech Republic to the gold medal at the 2008 Under-18 World Junior Championship... Completed his rookie season in the OHL in 2007-08, totaling 28 points (6g, 22a) in 61 games with Windsor and Plymouth and earning

Plymouth's Rookie of the Year award... Made his OHL debut with Windsor and earned his first OHL point with an assist vs. Erie (9/21/08)... **2008-09:** Served as an alternate captain during his second OHL season with Plymouth, notching 12 goals and 30 assists (42 points) in 58 regular-season games... Was named Plymouth's Defenseman of the Year, leading all Whalers blueliners and ranking tied for 13th among OHL defensemen in scoring... Had his first career two-goal game game and was (+4) at the Soo (9/26)... Notched a goal and an assist and was (+4) at Ottawa (1/11)... Scored the game-winning goal and had an assist vs. Windsor (1/30)... Earned his first career hat trick, added an assist and was (+4) at Sarnia (2/20)... Had a four-game point streak from 2/13-2/21 (4g, 3a).

CAREER STATS

			REGULAR SEASON					PLAYOFFS				
YEAR	TEAM	LEAGUE	GP	G	A	TP	PIM	GP	G	A	TP	PIM
2006-07	Zlin Jr.	Czech Jr.	40	7	11	18	20	12	1	5	6	12
2007-08 (a)	Windsor	OHL	22	1	5	6	12	—	—	—	—	—
	Plymouth	OHL	39	5	17	22	32	4	0	3	3	6
2008-09	Plymouth	OHL	58	12	30	42	39	11	0	3	3	12
OHL Totals (2 Seasons)			119	18	52	70	83	15	0	6	6	18

(a) June 21, 2008—Selected by the Carolina Hurricanes in the 2008 NHL Entry Draft. Third Hurricanes pick, 105th overall, fourth round.



MATT KENNEDY

Right Wing • Shoots Right

6'2" • 202 lbs.

3/4/89 • Richmond Hill, Ont.

Acquired: 2009 NHL Entry Draft

2008-09 Teams: Guelph (OHL), Syracuse (AHL)

Drafted: Carolina 2009 (4-131-5)

CAREER

Entering 2009-10, had 117 points (61g, 56a) and 303 penalty minutes in 188 career OHL games with Guelph... Was selected by Guelph in the seventh round, 129th overall, of the 2005 OHL Priority Selection... Made his OHL debut for the Storm in 2005-06, scoring one goal in 13 OHL games after the conclusion of his OPJHL season... Missed more than a month of action during the 2007-08 season due to a concussion, but returned to post a productive second half that included two hat tricks... Hometown is Shanty Bay, Ont... **2008-09:** Led Guelph in goals (33) and points (73) and was tied for the team lead in assists (40) in 67 games played during his fourth season of junior hockey... Served as the Storm's captain

and was named Team MVP... Also won the team's Top Scorer Award, the Tony Camilleri Playmaker Trophy (shared with Brandon Buck), the Fan Club Fan Favorite Award and the Leadership Award (shared with Nathan Martine)... Had 25 multi-point games... Registered three consecutive multi-goal outings from 1/17-1/24... Had points in 24 of the final 32 games of the season... Led the Storm in playoff scoring with five points (3g, 2a) in four games... Joined Syracuse (AHL) following the conclusion of his junior season, netting one goal in four games for the Crunch.

CAREER STATS

YEAR	TEAM	LEAGUE	REGULAR SEASON					PLAYOFFS				
			GP	G	A	TP	PIM	GP	G	A	TP	PIM
2005-06	Seguin	OPJHL	47	11	16	27	71	6	0	0	0	8
	Guelph	OHL	13	1	0	1	31	13	0	2	2	8
2006-07	Guelph	OHL	63	10	12	22	78	4	1	1	2	10
2007-08	Guelph	OHL	45	17	4	21	99	10	3	1	4	25
2008-09 (a)	Guelph	OHL	67	33	40	73	95	4	3	2	5	0
	Syracuse	AHL	4	1	0	1	2	—	—	—	—	—
OHL Totals (4 Seasons)			188	61	56	117	303	31	7	6	13	43

(a) June 27, 2009—Selected by the Carolina Hurricanes in the 2009 NHL Entry Draft. Fourth Hurricanes pick, 131st overall, fifth round.



TOMMI KIVISTO

Defenseman • Shoots Left

6'1" • 195 lbs.

6/7/91 • Vantaa, Finland

Acquired: 2009 NHL Entry Draft

2008-09 Team: Red Deer (WHL)

Drafted: Carolina 2009 (6-208-7)

CAREER


Entering 2009-10, had 22 points (1g, 21a) and 49 penalty minutes in 65 career WHL games with Red Deer... Also played two seasons with Jokerit's U18 team, totaling 18 points (6g, 12a) in 50 games... Signed a contract to play for Jokerit in 2009-10... Is from the same hometown as Hurricanes forward Tuomo Ruutu, who also played in the Jokerit system... Has represented Finland in international competitions

including the 2009 World Junior Championship and the 2008 U-18 World Junior Championship... Was the sixth overall pick in the 2008 CHL Import Draft... **2008-09:** Completed his first season of junior hockey in Canada with Red Deer (WHL), ranking second among Rebels defensemen in scoring with 22 points (1g, 21a) in 65 games.

CAREER STATS

YEAR	TEAM	LEAGUE	REGULAR SEASON					PLAYOFFS				
			GP	G	A	TP	PIM	GP	G	A	TP	PIM
2006-07	Jokerit U18	Fin-U18	24	0	2	2	10	—	—	—	—	—
2007-08	Jokerit U18	Fin-U18	26	6	10	16	50	4	0	3	3	4
	Jokerit Jr.	Fin-Jr.	9	2	0	2	4	4	0	3	3	2
2008-09 (a)	Red Deer	WHL	65	1	21	22	49	—	—	—	—	—
WHL Totals (1 Season)			65	1	21	22	49	—	—	—	—	—

(a) June 27, 2009—Selected by the Carolina Hurricanes in the 2009 NHL Entry Draft. Sixth Hurricanes pick, 208th overall, seventh round.



JUSTIN KRUEGER

Defenseman • Shoots Right
6'2" • 205 lbs.
10/6/86 • Duesseldorf, Germany

Acquired: 2006 NHL Entry Draft
2008-09 Team: Cornell (ECAC)
Drafted: Carolina 2006 (6-213-7)

CAREER


Had totaled 20 points (6g, 14a) and 81 penalty minutes in 101 collegiate hockey games for Cornell of the Eastern College Athletic Conference (ECAC) entering 2009-10... Grew up in Switzerland playing for the German national team programs... Won a gold medal with Germany at the Under-18 Division I World Championship in 2004... Served as team captain in leading Germany to the gold medal at the Division I World Championship in 2005... Spent one season with Penticton of the British Columbia Hockey League

(BCHL), leading the Vees to an Interior Championship in 2005-06... Named to the ECAC's All-Academic team in 2007-08... **2008-09:** Appeared in 35 of Cornell's 36 games, scoring one goal and adding four assists (5 points) during his junior season... Scored his first goal of the season vs. Dartmouth (11/22)... Whistled for only 12 penalties, matching his career-low.

CAREER STATS

REGULAR SEASON								PLAYOFFS				
YEAR	TEAM	LEAGUE	GP	G	A	TP	PIM	GP	G	A	TP	PIM
2002-03	Davos Jr.	Swiss-Jr.	12	0	0	0	4	2	0	0	0	0
2003-04	Davos Jr.	Swiss-Jr.	33	2	0	2	14	—	—	—	—	—
2004-05	Davos Jr.	Swiss-Jr.	38	5	12	17	76	4	1	2	3	2
2005-06 (a)	Penticton	BCHL	55	7	15	22	25	—	—	—	—	—
2006-07	Cornell	ECAC	31	1	5	6	24	—	—	—	—	—
2007-08	Cornell	ECAC	35	4	5	9	33	—	—	—	—	—
2008-09	Cornell	ECAC	35	1	4	5	24	—	—	—	—	—
ECAC Totals (3 seasons)			101	6	14	20	81	—	—	—	—	—

(a) June 24, 2006—Selected by the Carolina Hurricanes in the 2006 NHL Entry Draft. Sixth Hurricanes pick, 213rd overall, seventh round.



KYLE LAWSON

Defenseman • Shoots Right
5'11" • 192 lbs.
1/11/87 • Southfield, MI

Acquired: 2005 NHL Entry Draft
2008-09 Team: Notre Dame (CCHA)
Drafted: Carolina 2005 (9-198-7)

CAREER

Totaled 68 points (13g, 55a) and 94 penalty minutes in 123 career collegiate hockey games with Notre Dame (CCHA) heading into his senior season in 2009-10... Represented the United States at the 2007 World Junior Championship in Sweden, serving as an alternate captain and helping the Americans capture the bronze medal... A product of the U.S. National Team Developmental Program, also represented the United States at the Four Nations Tournament and the Under-18 World Championship during the 2004-05 season... Was an alternate captain on the 2004 Under-18 Select Team that finished fourth at the World Cup... Spent 2005-06 with Tri-City of the United States Hockey League (USHL), leading all Storm defensemen with nine goals and 13 assists (22 points) in 49 games... Was named to the CCHA's All-Rookie Team after totaling four goals and 15 assists (19 points) in 38 games during his freshman season in 2006-07... In 2007-08, led all Notre Dame defensemen in scoring (26 points) and was an honorable

mention All-CCHA selection... **2008-09:** Earned 23 points (4g, 19a) in 40 games during his junior season at Notre Dame, earning Second Team All-CCHA honors... Served as an alternate captain for the Irish and was named the CCHA's Top Defensive Defenseman... Also won William Donald Nyrop Award as Notre Dame's top defenseman... Ranked second among Notre Dame skaters in plus/minus (+14) and blocked a team-high 54 shots... Scored a career-high three power-play goals and his first career shorthanded goal... Had five multi-point games... Named CCHA Defenseman of the Week of 1/11 after earning three assists and a (+3) rating in a weekend shutout sweep of Alaska... Again selected as CCHA Defenseman of the Week ending 2/15 following a five-point weekend (1g, 4a) at N. Michigan... Matched his career high with three assists vs. N. Michigan (2/13)... Assisted on Ben Ryan's game-winner in Notre Dame's 5-2 CCHA championship game victory vs. Michigan.

CAREER STATS

REGULAR SEASON								PLAYOFFS				
YEAR	TEAM	LEAGUE	GP	G	A	TP	PIM	GP	G	A	TP	PIM
2003-04	Det. Honeybaked	MWEHL	61	17	41	58	68	—	—	—	—	—
	Texarkana	NAHL	—	—	—	—	—	3	0	1	1	0
2004-05 (a,b)	USNTDP	U-18	23	2	12	14	6	—	—	—	—	—
	USNTDP	NAHL	8	1	3	4	0	—	—	—	—	—
2005-06	Tri-City	USHL	49	9	13	22	40	1	0	0	0	0
2006-07	Notre Dame	CCHA	38	4	15	19	14	—	—	—	—	—
2007-08	Notre Dame	CCHA	45	5	21	26	36	—	—	—	—	—
2008-09	Notre Dame	CCHA	40	4	19	23	44	—	—	—	—	—
CCHA Totals (3 seasons)			123	13	55	68	94	—	—	—	—	—

(a) Nov. 17, 2004—Signed letter of intent to play with Notre Dame of the Central Collegiate Hockey Association. Deferred until 2006-07.

(b) July 30, 2005—Selected by the Carolina Hurricanes in the 2005 NHL Entry Draft. Ninth Hurricanes pick, 198th overall, seventh round.



MATTIAS LINDSTROM

Left Wing • Shoots Left
6'4" • 203 lbs.
3/21/91 • Lulea, Sweden

Acquired: 2009 NHL Entry Draft
2008-09 Teams: Skelleftea (Swe-Jr.), Skelleftea (SWE)
Drafted: Carolina 2009 (3-88-3)

CAREER

Had 13 goals and six assists (19 points) in 52 games in the Swedish Junior league entering 2009-10... Had also skated in seven regular-season Swedish Elite League (SEL) games with Skelleftea, netting one goal... Was the 22nd-ranked European skater in the 2009 NHL Entry Draft according to Central Scouting, after being ranked 55th in the midterm rankings... **2008-09:** Split the season between the

Swedish Junior League and the Swedish Elite League... Notched eight goals and five assists (13 points) and 46 penalty minutes in 31 games with Skelleftea Jr. ... Skated in seven regular-season games with Skelleftea's SEL squad, netting one goal... Also played two regular-season games and five playoff games for Skelleftea's U18 team.

CAREER STATS

YEAR	TEAM	LEAGUE	REGULAR SEASON					PLAYOFFS				
			GP	G	A	TP	PIM	GP	G	A	TP	PIM
2007-08	Skelleftea U18	Swe-U18	3	1	0	1	0	—	—	—	—	—
	Skelleftea Jr.	Swe-Jr.	21	5	1	6	40	—	—	—	—	—
2008-09 (a)	Skelleftea U18	Swe-U18	2	0	0	0	6	5	0	1	1	10
	Skelleftea Jr.	Swe-Jr.	31	8	5	13	46	5	2	0	2	0
	Skelleftea	SEL	7	1	0	1	0	7	1	0	1	0
SWE-Jr. Totals (2 seasons)			52	13	6	19	86	5	2	0	2	0

(a) June 27, 2009—Selected by the Carolina Hurricanes in the 2009 NHL Entry Draft. Third Hurricanes pick, 88th overall, third round.



JAMIE McBAIN

Defenseman • Shoots Right
6'2" • 200 lbs.
2/25/88 • Edina, MN

Acquired: 2006 NHL Entry Draft
2008-09 Teams: Wisconsin (WCHA), Albany (AHL)
Drafted: Carolina 2006 (1-63-2)

CAREER

Had 79 points (15g, 64a) and 84 penalty minutes in 111 career collegiate games for the University of Wisconsin of the Western Collegiate Hockey Association (WCHA)... Led Wisconsin defensemen in scoring in each of his three seasons with the Badgers... Is a product of the United States National Team Developmental Program and represented the United States at the 2007 and 2008 World Junior Championships... Won a bronze medal with the U.S. at the 2007 World Juniors in Sweden... Helped lead Team USA to gold at the 2006 Under-18 World Junior Championship... Played for the USNTDP in 2004-05, as the team captured a NAHL division championship... Was named the Most Outstanding Defenseman at the 2004 Four Nations Tournament in Rochester, NY... Had a goal and three assists (4 points) for the under-17 team at the 2005 World Under-17 Hockey Challenge in Lethbridge, Alb... Totaled 33 points (6g, 27a) during his one season at Shattuck-St. Mary's, as Shattuck went 63-3-7 for the season... Was named to the WCHA's All-Rookie Team in 2006-07, after earning 18 points (3g, 15a) as a freshman at Wisconsin... Led all Wisconsin defensemen in goals (5), assists (19) and points (24) during his sophomore

season in 2007-08, earning All-WCHA Third Team honors... Was also selected to the NCAA Midwest Region All-Tournament Team... **2008-09:** Was named the WCHA's Player of the Year after totaling 37 points (7g, 30a) to lead Wisconsin in scoring... Led all WCHA players in scoring in league games with 28 points, marking just the second time that a defenseman has led the conference in points... Was just the fifth defenseman in Wisconsin's history to lead the team in scoring... Selected as one of 10 finalists for the Hobey Baker Memorial Award as college hockey's top player... Had a three-point game (1g, 2a) vs. Michigan Tech (11/8)... Had a seven-game point streak (2g, 9a) from 10/31-11/21... Earned three assists vs. Northern Michigan (1/3)... Scored a goal and had two helpers at Minnesota (2/7)... Joined Albany (AHL) after concluding his collegiate season and signing an entry-level contract with the Hurricanes... Made his AHL debut vs. Hartford (3/27)... Earned his first professional point with a goal vs. Bridgeport (3/31)... Earned his first professional assist at Binghamton (4/4).

CAREER STATS

YEAR	TEAM	LEAGUE	REGULAR SEASON					PLAYOFFS				
			GP	G	A	TP	PIM	GP	G	A	TP	PIM
2003-04	Sha.-St. Mary's	High-MN	73	6	27	33	—	—	—	—	—	—
2004-05	USNTDP	Under-17	14	1	6	7	16	—	—	—	—	—
	USNTDP	NAHL	38	2	7	9	22	10	0	3	3	4
2005-06 (a)	USNTDP	Under-18	41	9	16	25	35	—	—	—	—	—
	USNTDP	NAHL	14	0	5	5	6	—	—	—	—	—
2006-07	Wisconsin	WCHA	36	3	15	18	36	—	—	—	—	—
2007-08	Wisconsin	WCHA	35	5	19	24	18	—	—	—	—	—
2008-09 (b)	Wisconsin	WCHA	40	7	30	37	30	—	—	—	—	—
	Albany	AHL	10	1	1	2	2	—	—	—	—	—
WCHA Totals (3 seasons)			111	15	64	79	84	—	—	—	—	—

(a) June 24, 2006—Selected by the Carolina Hurricanes in the 2006 NHL Entry Draft. First Hurricanes pick, 63rd overall, second round.

(b) March 29, 2009—Signed by the Carolina Hurricanes to a three-year, entry-level contract.



SAMUEL MORNEAU

Left Wing • Shoots Left
5'11" • 190 lbs.
2/10/90 • Cowansville, Que.

Acquired: 2008 NHL Entry Draft
2008-09 Team: Val-d'Or (QMJHL)
Drafted: Carolina 2008 (5-195-7)

CAREER


Is in his fourth season in the Quebec Major Junior Hockey League (QMJHL) and second with Val-d'Or... Was traded to Val-d'Or on 6/6/08... Had 112 points (54g, 58a) in 183 career QMJHL games with Acadie-Bathurst, Baie-Comeau and Val-d'Or entering the 2009-10 season... Ranked fourth among Baie-Comeau skaters in goals (23) and fifth in points (42) in 2007-08, helping the Drakkar finish second in the QMJHL's Telus Division... **2008-09:** Spent the entire season with Val-d'Or of the QMJHL... Was tied for second

among Val-d'Or skaters in goals (25), assists (29) and points (54)... Ranked second on the team in penalty minutes (81)... Netted a team-best nine power-play goals... Scored his first career QMJHL hat trick with three goals vs. Rimouski (1/9)... Earned a season-high three-game goal streak from 12/18-12/27... Had a career-best six-game point streak from 10/18-11/1... Tallied four multi-assist games... Val-d'Or won just 19 of 68 games, finishing tied for last in the league.

CAREER STATS

REGULAR SEASON							PLAYOFFS					
YEAR	TEAM	LEAGUE	GP	G	A	TP	PIM	GP	G	A	TP	PIM
2005-06	Magog	QMAAA	44	26	19	45	44	13	7	4	11	14
2006-07	Acadie-Bathurst	QMJHL	51	6	10	16	34	10	1	0	1	0
2007-08 (a)	Baie-Comeau	QMJHL	68	23	19	42	54	5	0	1	1	8
2008-09	Val-d'Or	QMJHL	64	25	29	54	81	—	—	—	—	—
QMJHL Totals (3 Seasons)			183	54	58	112	169	15	1	1	2	8

(a) June 21, 2008—Selected by the Carolina Hurricanes in the 2008 NHL Entry Draft. Fifth Hurricanes pick, 195th overall, seventh round.



MIKE MURPHY

Goaltender • Catches Left
5'11" • 165 lbs.
1/15/89 • Kingston, Ont.

Acquired: 2008 NHL Entry Draft
2007-08 Team: Belleville (OHL)
Drafted: Carolina 2008 (4-165-6)

CAREER

Completed four seasons in the Ontario Hockey League (OHL) with Belleville, establishing Bulls career regular-season franchise records for wins (85), shutouts (8), goals-against average (2.42) and save percentage (.929)... Also holds Belleville's franchise record for most playoff wins (24)... Participated in the OHL All-Star Classic in 2008 and 2009, as well as the 2008 ADT Canada-Russia Challenge... Was named OHL Goaltender of the Month five times in his junior career, and was the first netminder to ever win the OHL Goaltender of the Year award in consecutive seasons (2007-08, 2008-09)... Was an OHL First Team All-Star in 2007-08 and 2008-09, and Belleville's team MVP each of those seasons... Led the OHL in goals-against average (2.24) and save percentage (.929) in 2007-08, helping Belleville capture the Eastern Conference regular-season title... Played in 19 of Belleville's 21 playoff games in 2008, leading the Bulls to the OHL Finals with a record of 14-3, a goals-against average of 2.32 and one shutout... After falling to host Kitchener in the OHL Finals, Belleville advanced to the 2008 Memorial Cup, where


Murphy went 2-1-1, with a 4.73 goals-against average... **2008-09:** Was named the Goaltender of the Year for the entire Canadian Hockey League after posting career-bests in wins (40), goals-against average (2.08), shutouts (5) and save percentage (.941)... Established Belleville franchise records in each of those categories... Led the OHL in goals-against average (2.08) and save percentage (.941) for the second consecutive season... Was also named a CHL First Team All-Star, and was the OHL's Goaltender of the Year for the second consecutive season... Was the winner of Belleville's Tom Gavey Media Good Guy Award and Jake Gilmour Memorial Award... Earned OHL Goaltender of the Month honors three times... Played in the OHL All-Star Classic for the second consecutive season... Was 10-7 with a 2.56 goals-against average and .916 save percentage in 17 playoff games for the Bulls, as Belleville advanced to the Eastern Conference Finals before falling to Brampton... Was second among OHL netminders in playoff goals-against average (2.56).

CAREER STATS

REGULAR SEASON									PLAYOFFS					
YEAR	TEAM	LEAGUE	GP	MIN	GA	SO	GAA	W-L-OT	GP	MIN	GA	SO	GAA	W-L
2004-05	Kingston	ODaa	25	1489	35	4	1.41	—	—	—	—	—	—	—
	Kingston	OPJHL	1	59	3	0	3.05	0-3	—	—	—	—	—	—
2005-06	Belleville	OHL	3	93	9	0	5.81	1-1-0	—	—	—	—	—	—
	Kingston	OPJHL	33	1853	102	3	3.30	16-13	4	174	19	0	6.55	0-3
2006-07	Belleville	OHL	18	995	61	0	3.68	8-6-2	—	—	—	—	—	—
2007-08 (a)	Belleville	OHL	49	2942	110	3	2.24	36-7-4	19	1085	42	1	2.32	14-3
2008-09 (b)	Belleville	OHL	54	3169	110	5	2.08	40-9-4	17	1008	43	0	2.56	10-7
OHL Totals (4 Seasons)			124	7199	290	8	2.42	85-23-10	36	2093	85	1	2.44	24-10

(a) June 21, 2008—Selected by the Carolina Hurricanes in the 2008 NHL Entry Draft. Fourth Hurricanes pick, 165th overall, sixth round.

(b) March 18, 2009—Signed by the Carolina Hurricanes to a three-year, entry-level contract.



PHILIPPE PARADIS

Center • Shoots Left
6'2" • 205 lbs.
1/2/91 • Dolbeau, Que.

Acquired: 2008 NHL Entry Draft
2008-09 Team: Shawinigan (QMJHL)
Drafted: Carolina 2009 (1-27-1)

CAREER


Is in his third season in the Quebec Major Junior Hockey League (QMJHL) with Shawinigan... Had 73 points (30g, 43a) in 111 career QMJHL games entering the 2008-09 season... Was ranked 26th among North American skaters by NHL Central Scouting prior to the 2009 Entry Draft... Was teammates with fellow Hurricanes prospect Matthew Pistilli during the 2008-09 season... **2008-09:** Completed his second season with Shawinigan, ranking tied for sixth among Cataractes skaters with 50 points

(19g, 31a) in 66 games... Netted six goals and earned six assists (12 points) during the playoffs, helping Shawinigan reach the QMJHL Finals before falling in seven games to Drummondville... Won the Hardest Shot competition at the 2009 CHL Top Prospects Skills Competition with a slapshot that measured 95.7 miles per hour.

CAREER STATS

REGULAR SEASON								PLAYOFFS				
YEAR	TEAM	LEAGUE	GP	G	A	TP	PIM	GP	G	A	TP	PIM
2007-08	Shawinigan	QMJHL	45	11	12	23	44	3	0	0	0	0
2008-09 (a)	Shawinigan	QMJHL	66	19	31	50	74	21	6	6	12	20
QMJHL Totals (2 Seasons)			111	30	43	73	118	24	6	6	12	20

(a) June 26, 2009—Selected by the Carolina Hurricanes in the 2009 NHL Entry Draft. First Hurricanes pick, 27th overall, first round.



JUSTIN PETERS

Goaltender • Catches Left
6'1" • 205 lbs.
8/30/86 • Blyth, Ont.

Acquired: 2004 NHL Entry Draft
2008-09 Team: Albany (AHL)
Drafted: Carolina 2004 (2-38-2)

CAREER

Had a record of 36-51-4 with a 2.99 goals-against average in 101 career AHL games with Albany entering 2009-10... Also played in 32 games in the ECHL with Florida, going 18-10-3 with a 2.67 goals-against average... Completed a four-year junior hockey career with St. Michael's and Plymouth of the Ontario Hockey League (OHL) prior to turning professional... Was 88-70-16 in 189 career OHL games, with a 2.88 goals-against average and eight shutouts... Was 21-18 with a 2.54 goals-against average and four shutouts in 48 career OHL playoff games... Helped the Team Ontario Under-17 team capture the bronze medal at the 2003 Canada Games, going 3-0 during the tournament... Played in the 2004 CHL Top Prospects Game... Was second among OHL goaltenders in wins in 2003-04 after posting a St. Michael's Majors modern-era franchise record with 30 victories... Made his professional debut with Albany at Rochester on 10/6/06, and posted his first professional shutout for the River Rats 12/8/06... Was the

ECHL's Goaltender of the Month for October 2007, finishing the month unbeaten with a 0.97 goals-against average... Was named to the American Conference squad for the 2008 ECHL All-Star Game... **2008-09:** Spent the entire season with Albany (AHL), posting AHL-career bests in games played (56), wins (19), shutouts (4) and save percentage (.908)... Was recalled to Carolina (NHL) for the first time on 12/2 and served as the Hurricanes' backup for four games... Made an AHL-career-high 55 saves vs. Providence (11/8)... Won four consecutive games from 2/7-2/13... Dropped the gloves with Alexandre Picard at Syracuse (2/28)... Made 47 saves and stopped four-of-six in the shootout for a 1-0 win at Providence (3/20)... Stopped 32 shots for his second consecutive shutout with a 2-0 win vs. Philadelphia (3/22)... Played in his 100th AHL game at Wilkes-Barre/Scranton (4/10)... Recorded his 19th win of the season and had 15 penalty minutes for a center-ice scrap with Senators goalie Jeff Glass vs. Binghamton (4/11).

CAREER STATS

REGULAR SEASON									PLAYOFFS					
YEAR	TEAM	LEAGUE	GP	MIN	GA	SO	GAA	W-L-OT	GP	MIN	GA	SO	GAA	W-L
2002-03	St. Michael's	OHL	23	1052	54	0	3.08	6-10-1	7	126	4	0	1.90	1-0
2003-04 (a)	St. Michael's	OHL	53	3149	139	4	2.65	30-16-6	18	1109	37	4	2.00	10-8
2004-05	St. Michael's	OHL	58	3150	146	3	2.78	23-23-5	10	524	25	0	2.86	4-4
2005-06 (b)	St. Michael's	OHL	20	1174	75	0	3.83	10-6-3	—	—	—	—	—	—
	Plymouth	OHL	35	2073	95	1	2.75	19-15-1	13	789	42	0	3.19	6-6
2006-07	Albany	AHL	34	1765	96	1	3.26	10-18-0	—	—	—	—	—	—
	Florida	ECHL	1	65	6	0	5.54	0-0-1	—	—	—	—	—	—
2007-08	Albany	AHL	11	645	29	0	2.70	7-3-0	—	—	—	—	—	—
	Florida	ECHL	31	1846	79	1	2.57	18-10-2	—	—	—	—	—	—
2008-09	Albany	AHL	56	3178	153	4	2.89	19-30-4	—	—	—	—	—	—
AHL Totals (3 seasons)			101	5588	278	5	2.99	36-51-4	—	—	—	—	—	—

(a) June 26, 2004—Selected by the Carolina Hurricanes in the 2004 NHL Entry Draft. Second Hurricanes choice, 38th overall, second round.

(b) May 31, 2006—Signed a three-year, entry-level contract with the Carolina Hurricanes.



MATTHEW PISTILLI

Right Wing • Shoots Right
6'2" • 219 lbs.
10/17/88 • Montreal, Que.

Acquired: 5/20/09, signed as a free agent
2008-09 Team: Shawinigan (QMJHL)
Drafted: Undrafted

CAREER


Signed to a three-year, entry level contract by the Carolina Hurricanes as an undrafted free agent on 5/20/09... Completed a five-season Quebec Major Junior Hockey League (QMJHL) with 120 goals and 145 assists (265 points) in 259 games with Shawinigan and Gatineau... Ranked seventh in the QMJHL in scoring in 2007-08 with Gatineau, totaling 93 points (37g, 56a) during the regular season... Was the CHL Player of the Week for the week ending 2/17/08 after scoring five goals and eight assists for 13 points in three games... Helped lead Gatineau to the 2008 QMJHL title with 28 points (11g, 17a) in 19 playoff games... **2008-09:** Completed his fourth full season in the QMJHL, spending the year with

Shawinigan... Ranked fourth in the QMJHL in goals, finding the net a team-best 45 times... Was third among Shawinigan skaters and eighth in the QMJHL in scoring with 86 points... Awarded the CHL's Humanitarian of the Year Award following the season, edging out fellow Hurricanes prospect Chris Terry for the award, which recognizes community impact along with on-ice performance... Was teammates with 2009 Hurricanes first-round selection Philippe Paradis... Notched 20 points (13g, 7a) in 21 playoff games for the Cataractes as Shawinigan advanced to the seventh game of the QMJHL Finals before falling to Drummondville.

CAREER STATS

			REGULAR SEASON					PLAYOFFS				
YEAR	TEAM	LEAGUE	GP	G	A	TP	PIM	GP	G	A	TP	PIM
2004-05	Trois-Rivieres	QAAA	41	20	28	48	34	—	—	—	—	—
	Shawinigan	QMJHL	2	1	1	2	6	—	—	—	—	—
2005-06	Shawinigan	QMJHL	34	5	5	10	20	—	—	—	—	—
	Gatineau	QMJHL	32	10	13	23	16	17	2	2	4	8
2006-07	Gatineau	QMJHL	65	22	29	51	44	5	1	1	2	2
2007-08	Gatineau	QMJHL	63	37	56	93	51	19	11	17	28	14
2008-09 (a)	Shawinigan	QMJHL	63	45	41	86	37	21	13	7	20	4
QMJHL Totals (5 seasons)			259	120	145	265	174	62	27	27	54	28

(a) May 20, 2009—Signed by the Carolina Hurricanes to a three-year, entry-level contract.



HARRISON REED

Center/Right Wing • Shoots Right
6'1" • 185 lbs.
1/18/88 • Newmarket, Ont.

Acquired: 2006 NHL Entry Draft
2008-09 Teams: Albany (AHL), Florida (ECHL)
Drafted : Carolina 2006 (2-93-3)

CAREER

Had nine points (5g, 4a) and 22 penalty minutes in 70 career AHL games with Albany entering 2009-10... Signed a three-year, entry-level contract with the Hurricanes on 5/22/08... Completed his four-year junior hockey career in 2007-08, totaling 178 points (69g, 109a) and 120 penalty minutes in 210 regular-season games with London, Sarnia and Guelph of the Ontario Hockey League (OHL)... Had 10 points (3g, 7a) in 18 career OHL playoff games... Ranked fourth among Sarnia skaters in scoring (50 points) during his first full season of major junior hockey in 2005-06... Was second among Sarnia (OHL) skaters in scoring (81 points) and first in assists (52) during the 2006-07 season, helping the Sting return to the playoffs just two years after posting the worst record in the OHL's Western Conference... Split his final year of junior

hockey between Sarnia and Guelph of the OHL, totaling 47 points (14g, 33a) in 69 games... **2008-09:** Completed his first professional season, spending most of the year with Albany (AHL)... Notched nine points (5g, 4a) in 70 games for the River Rats... Made his AHL debut vs. Bridgeport (10/11)... Netted his first professional goal with a power-play tally at Bridgeport (10/18)... Was assigned to Florida (ECHL) on 11/24, and played one game for the Everblades, tallying a goal and an assist in the game... Was recalled back to Albany on 11/27... Earned his first AHL assist vs. Rochester (12/27)... Scored the game-winning goal in the shootout for Albany at Providence (3/20).

CAREER STATS

			REGULAR SEASON					PLAYOFFS				
YEAR	TEAM	LEAGUE	GP	G	A	TP	PIM	GP	G	A	TP	PIM
2004-05	Petrolia	OJHL-B	43	11	18	29	43	—	—	—	—	—
	London	OHL	6	0	0	0	0	4	0	1	1	0
2005-06 (a)	Sarnia	OHL	68	26	24	50	50	—	—	—	—	—
2006-07	Sarnia	OHL	67	29	52	81	30	4	0	4	4	8
2007-08 (b)	Sarnia	OHL	28	6	12	18	20	—	—	—	—	—
	Guelph	OHL	41	8	21	29	20	10	3	2	5	12
2008-09	Albany	AHL	70	5	4	9	22	—	—	—	—	—
	Florida	ECHL	1	1	1	2	0	—	—	—	—	—
AHL Totals (1 season)			70	5	4	9	22	—	—	—	—	—

(a) June 24, 2006—Selected by the Carolina Hurricanes in the 2006 NHL Entry Draft. Second Hurricanes pick, 93rd overall, third round.

(b) May 22, 2008—Signed a three-year, entry-level contract with the Carolina Hurricanes.



RASMUS RISSANEN

Defenseman • Shoots Left
6'2" • 185 lbs.
7/13/91 • Kuopio, Finland

Acquired: 2009 NHL Entry Draft
2008-09 Team: KalPa Jr. (Fin-Jr.)
Drafted: Carolina 2009 (5-178-6)

CAREER


Had one goal, eight assists (9 points) and 66 penalty minutes in 34 games for KalPa Jr. in the Finnish Junior League entering 2009-10... Also played 38 games for KalPa's U18 squad, earning eight goals and 10 assists (18 points) and totaling 127 penalty minutes... Ranked 52nd on NHL Central Scouting's midterm list of international skaters, but rose to 37th in the organization's final rankings prior to the 2009

NHL Entry Draft... **2008-09:** Played for KalPa of the Finnish Junior League, totaling nine points (1g, 8a) and 56 penalty minutes in 29 games... Also spent time with Finland's under-18 national team, helping the Finns upset Canada for the bronze medal at the Under-18 World Junior Championship.

CAREER STATS

YEAR	TEAM	LEAGUE	REGULAR SEASON					PLAYOFFS				
			GP	G	A	TP	PIM	GP	G	A	TP	PIM
2006-07	KalPa U18	Fin-U18	9	1	1	2	28	3	0	1	1	8
2007-08	KalPa U18	Fin-U18	29	7	9	16	99	2	0	0	0	8
	KalPa Jr.	Fin-Jr.	5	0	0	0	10	—	—	—	—	—
2008-09 (a)	KalPa Jr.	Fin-Jr.	29	1	8	9	56	4	0	1	1	6
Fin-Jr. Totals (2 Seasons)			34	1	8	9	66	4	0	1	1	6

(a) June 27, 2009—Selected by the Carolina Hurricanes in the 2009 NHL Entry Draft. Fifth Hurricanes pick, 178th overall, sixth round.



BRYAN RODNEY

Defenseman • Shoots Right
6'0" • 195 lbs.
4/22/84 • London, Ont.

Acquired: 5/12/08, signed as a free agent
2008-09 Teams: Carolina (NHL), Albany (AHL)
Drafted: Undrafted

CAREER

Played in eight career NHL games with the Hurricanes entering the 2009-10 season, totaling two assists and two penalty minutes... Had 54 points (8g, 46a) and 50 penalty minutes in 108 career American Hockey League (AHL) games with Hartford and Albany... Also played in 127 career ECHL games, totaling 78 points (15g, 63a)... Re-signed to a one-year contract with the Hurricanes on 7/20/09... Completed a five-year Ontario Hockey League (OHL) career in 2005, notching 234 points (47g, 187a) and 224 penalty minutes in 311 regular-season games with Ottawa, Kingston and London... Had 25 points (7g, 18a) and 48 penalty minutes in 38 career OHL playoff games, and captured the 2004-05 Memorial Cup with London... Was ECHL Player of the Week for the week ending 12/9/07, and led ECHL defensemen in scoring prior to making the jump to the AHL that season... Was named to the American Conference's starting lineup for the 2008 ECHL All-Star Game... Made his debut in the Carolina system with Albany at Bridgeport (12/16/07), after he was signed along with six other Elmira skaters when a flu bug left the

River Rats shorthanded... Went on to notch 15 points (4g, 11a) in 42 games for the Rats and led Albany in scoring during the 2008 Calder Cup Playoffs with three goals and three assists (6 points)... **2008-09:** Completed his fourth professional season, making his NHL debut with Carolina... Served two stints with Carolina, totaling two assists and averaging 12:37 of ice time per game in eight contests... Assisted on Samsonov's power-play goal at PHX (2/7)... Earned his first NHL point with an assist on Corvo's power-play goal at VAN (2/3)... Made his NHL debut vs. PHI (12/11)... Led Albany defensemen in points (36) and assists (33), skating in 58 games on the American Hockey League level... Had a four-game AHL assist streak from 11/29-12/6, including a two-assist outing vs. Norfolk (12/5)... Earned an assist and was a game-high (+4) at Hershey (1/14)... Had a three-point game with a power-play goal and two assists vs. Norfolk (3/1)... Earned two assists and was (+3) at Springfield (3/6)... Played in his 100th career AHL game vs. Wilkes-Barre/Scranton (3/16).

CAREER STATS

YEAR	TEAM	LEAGUE	REGULAR SEASON					PLAYOFFS				
			GP	G	A	TP	PIM	GP	G	A	TP	PIM
2000-01	Ottawa	OHL	65	0	15	15	26	20	1	4	5	20
2001-02	Ottawa	OHL	30	3	8	11	14	—	—	—	—	—
	Kingston	OHL	18	2	8	10	8	1	0	0	0	0
2002-03	Kingston	OHL	67	8	52	60	60	—	—	—	—	—
2003-04	Kingston	OHL	67	11	65	76	68	5	1	4	5	8
2004-05	London	OHL	64	23	39	62	48	12	5	10	15	20
2005-06	Hartford	AHL	8	1	2	3	0	—	—	—	—	—
	Charlotte	ECHL	59	4	21	25	47	3	0	1	1	0
2006-07	Charlotte	ECHL	31	2	19	21	14	—	—	—	—	—
	Columbia	ECHL	14	2	9	11	12	—	—	—	—	—
2007-08 (a)	Albany	AHL	42	4	11	15	22	7	3	3	6	2
	Columbia	ECHL	17	2	9	11	10	—	—	—	—	—
	Elmira	ECHL	6	5	5	10	2	—	—	—	—	—
2008-09	Carolina	NHL	8	0	2	2	2	—	—	—	—	—
	Albany	AHL	58	3	33	36	28	—	—	—	—	—
NHL Totals (1 Season)			8	0	2	2	2	—	—	—	—	—

(a) May 12, 2008—Signed by the Carolina Hurricanes as a free agent to a one-year contract.



MICHAEL RYAN

Left Wing • Shoots Left
6'1" • 188 lbs.
5/16/80 • Boston, MA

Acquired: 7/2/07, signed as a free agent
2008-09 Teams: Carolina (NHL), Albany (AHL)
Drafted: Dallas 1999 (1-32-2)

CAREER


Had totaled 15 points (7g, 8a) and 34 penalty minutes in 83 career NHL games with Buffalo and Carolina entering 2009-10... Had 164 points (82g, 82a) in 250 career AHL games with Rochester and Albany... Originally acquired by Carolina as a free agent on 10/31/08... Spent four seasons at Northeastern University from 1999-2003, scoring 63 goals and earning 50 assists (113 points) in 135 career collegiate games... Made his professional debut with Rochester (AHL) during the 2003-04 season... Set AHL career highs in goals (28), assists (23) and points (51) with Rochester in 2006-07... Made his NHL debut with Buffalo on 11/22/06 vs. TOR... Scored his first NHL goal as part of a two-goal outing vs. MTL (3/2/07)... Established NHL career highs in games played (46), goals (4), assists (4), points (8) and penalty minutes (30) during the 2007-08 season with Buffalo... **2008-09:** Completed his third NHL season and first with

Carolina... Earned two assists and averaged 8:12 per game in ice time in 18 games on the NHL level with the Hurricanes... Had 25 goals and 42 points in 40 games on the American Hockey League (AHL) level with Albany, and was the River Rats' leading scorer at the time of his final recall to Carolina on 2/15... Signed by the Carolina Hurricanes as a free agent and assigned to Albany (AHL) on 10/31... Recalled from Albany for the first time on 11/7... Made his Hurricanes debut vs. OTT (11/7)... Was reassigned to Albany (AHL) 11/10 after playing two games during his first stint with Carolina... Earned his first point with the Hurricanes with an assist at OTT (2/24)... Had an assist and was (+1) in 16:14 of ice time vs. BUF (2/26)... Was an NHL healthy extra for 14 games (2/7, 3/6, 3/14-4/11)... **Longest assist streak:** 2 games (2/24-2/26: 0g, 2a)... **Longest point streak:** 2 games (2/24-2/26: 0g, 2a).

CAREER STATS

REGULAR SEASON								PLAYOFFS				
YEAR	TEAM	LEAGUE	GP	G	A	TP	PIM	GP	G	A	TP	PIM
1997-98	Bos. College H.S.	High-MA	23	22	14	36	28	—	—	—	—	—
1998-99 (a)	Bos. College H.S.	High-MA	21	20	24	44	22	—	—	—	—	—
1999-00	Northeastern	H-East	32	4	9	13	47	—	—	—	—	—
2000-01	Northeastern	H-East	33	17	12	29	52	—	—	—	—	—
2001-02	Northeastern	H-East	36	24	15	39	54	—	—	—	—	—
2002-03 (b)	Northeastern	H-East	34	18	14	32	30	—	—	—	—	—
2003-04	Rochester	AHL	45	3	9	12	31	—	—	—	—	—
2004-05	Rochester	AHL	59	11	11	22	20	5	0	1	1	4
2005-06	Rochester	AHL	56	15	22	37	70	—	—	—	—	—
2006-07	Buffalo	NHL	19	3	2	5	2	—	—	—	—	—
	Rochester	AHL	50	28	23	51	68	6	4	0	4	4
2007-08	Buffalo	NHL	46	4	4	8	30	—	—	—	—	—
2008-09 (c)	Carolina	NHL	18	0	2	2	2	—	—	—	—	—
	Albany	AHL	40	25	17	42	34	—	—	—	—	—
Hurricanes Totals (1 Season)			18	0	2	2	2	—	—	—	—	—
NHL Totals (3 Seasons)			83	7	8	15	34	—	—	—	—	—

(a) June 26, 1999—Selected by the Dallas Stars in the 1999 NHL Entry Draft. First Stars pick, 32nd overall, second round.
(b) March 10, 2003—Acquired by the Buffalo Sabres from the Dallas Stars along with Dallas's second-round choice (Branislav Fabry) in the 2003 NHL Entry Draft in exchange for Stu Barnes.
(c) Oct. 31, 2008—Signed as a free agent by the Carolina Hurricanes.



JEROME SAMSON

Right Wing • Shoots Right
6'0" • 195 lbs.
9/4/87 • Greenfield Park, Que.

Acquired: 7/2/07, signed as a free agent
2008-09 Team: Albany (AHL)
Drafted: Undrafted

CAREER

Had totaled 93 points (43g, 50a) in 135 career American Hockey League (AHL) games entering the 2009-10 season... Completed his three-year junior hockey career in 2007 with 70 goals, 98 assists (168 points) and 104 penalty minutes in 196 games... Totaled 21 goals, 28 assists (49 points) and 33 penalty minutes in 53 career QMJHL playoff games, helping Moncton capture the QMJHL Championship (President's Cup) and a berth in the Memorial Cup in 2005-06... Won the George Parsons Trophy (sportsmanship) at the Memorial Cup Tournament in 2005-06... Past winners of the Parsons Trophy include Dale Hawerchuk, Jarome Iginla and Ray Whitney... Ranked eighth in the QMJHL in goals (44), 15th in assists (55) and 10th in scoring with 99 points in 2006-07, his final season of junior hockey... Ranked second among

QMJHL skaters in goals (14) and fifth in points (26) during the 2007 QMJHL Playoffs... Completed his first professional season in 2007-08 with Albany (AHL), notching 39 points (21g, 18a) in 65 games... Made his AHL debut at Binghamton (10/6/07), scoring his first professional goal, which was Albany's first goal of the season... **2008-09:** Reached the 20-goal mark for the second consecutive AHL season, totaling 22 goals and 32 assists (54 points) in 70 games with Albany... Was tied for team lead in points (54)... Posted a season-high three assists at Wilkes-Barre/Scranton (12/6)... Played his 100th career AHL game and scored a goal vs. Rochester (1/24)... Extended his point streak to a team-season-high seven games with a goal at Syracuse (2/28)... Scored his 20th goal of the season vs. Wilkes-Barre/Scranton (3/16).

CAREER STATS

REGULAR SEASON								PLAYOFFS				
YEAR	TEAM	LEAGUE	GP	G	A	TP	PIM	GP	G	A	TP	PIM
2004-05	Moncton	QMJHL	63	6	11	17	22	12	1	4	5	8
2005-06	Moncton	QMJHL	62	20	32	52	46	21	6	12	18	15
2006-07 (a)	Moncton	QMJHL	38	19	33	52	20	—	—	—	—	—
	Val-d'Or	QMJHL	33	25	22	47	16	20	14	12	26	10
2007-08	Albany	AHL	65	21	18	39	38	7	1	1	2	2
2008-09	Albany	AHL	70	22	32	54	56	—	—	—	—	—
AHL Totals (2 Seasons)			135	43	50	93	94	7	1	1	1	2

(a) July 2, 2007—Signed by the Carolina Hurricanes to a three-year, entry-level contract.



BRANDON SUTTER

Center • Shoots Right

6'3" • 183 lbs.

2/14/89 • Huntington, NY

Acquired: 2007 NHL Entry Draft

2008-09 Teams: Carolina (NHL), Albany (AHL)

Drafted: Carolina 2007 (1-11-1)

CAREER

Was born in Huntington, N.Y., but his hometown is Red Deer, Alb... Had six points (1g, 5a) in 50 NHL games entering 2009-10... Had 12 points (4g, 8a) in 22 AHL games... Completed his junior career with 154 career points (68g, 86a) in 205 games with Red Deer of the Western Hockey League (WHL)... Led all WHL 16-year-olds with 22 goals during his first full season of major junior hockey in 2005-06... Nominated for WHL Rookie of the Year in 2005-06... Was a member of Team Pacific that won a silver medal at the 2006 Under-17 World Hockey Challenge... Was one of three underage players on the gold medal-winning Team Canada at the 2006 Junior World Cup... Selected to play in the 2007 CHL Top Prospects Game in January 2007... Had one goal and one assist in seven games for Canada at the 2007 Under-18 World Junior Championship in Finland... Also represented Team Canada in the 2007 Canada-Russia Super Series, as the two nations' top junior-aged players came together for a special international competition, and won a gold medal with Canada at the 2008 IIHF World Junior Championship... Joined Albany (AHL) at the end of his final junior season and made his professional debut at Portland (3/30/08)... His father, Brent, was his head coach at Red Deer and is now the head coach of the Calgary Flames... Was the ninth member of his family drafted into the NHL, joining his father Brent (1980, 17th overall, NY Islanders), uncles Brian (1976, 20th overall, St. Louis), Darryl (1979, 179th overall, Chicago), Duane (1979,

17th overall, NY Islanders), Rich (1982, 10th overall, Pittsburgh) and Ron (1982, 4th overall, Philadelphia) and cousins Shaun (1998, 102nd overall, Calgary) and Brett (2005, 179th overall, Calgary)... **2008-09:** Completed his first full professional season and his first NHL season with Carolina... Skated in 50 NHL games, totaling one goal and five assists (6 points) with 16 penalty minutes... Finished the season in Albany, notching four goals and eight assists (12 points) in 22 AHL games... Skated against a team coached by his father, Brent, for the first time when Carolina defeated NJ (1/6)... Had his first NHL fight when he sparred with Noah Welch vs. FLA (12/18)... Registered his first NHL penalty minutes (delay of game) at ATL (11/14)... Earned the primary assist on LaRose's game-winning goal before leaving the game after suffering a concussion from a collision with Doug Weight at NYI (10/25)... Scored his first NHL goal, beating Marc-Andre Fleury at 13:07 of the first period at PIT (10/23)... Made his NHL debut on Opening Night and earned his first NHL/Hurricanes point with an assist on the game-winner vs. FLA (10/10)... Was a healthy extra for eight games... Games missed due to injury: 8 (concussion: 10/28-11/9)... **Longest assist streak:** 2 games (12/26-12/27: 0g, 2a)... **Longest point streak:** 2 games (10/25-10/27: 1g, 1a; 12/26-12/27: 0g, 2a).

CAREER STATS

YEAR	TEAM	LEAGUE	REGULAR SEASON					PLAYOFFS				
			GP	G	A	TP	PIM	GP	G	A	TP	PIM
2003-04	Red Deer	AMBHL	35	25	34	59	28	11	5	4	9	—
2004-05	Red Deer	AMHL	34	4	16	20	28	—	—	—	—	—
	Red Deer	WHL	7	0	2	2	8	7	1	4	5	2
2005-06	Red Deer	WHL	68	22	24	46	36	—	—	—	—	—
2006-07 (a)	Red Deer	WHL	71	20	37	57	54	7	0	3	3	14
2007-08 (b)	Red Deer	WHL	59	26	23	49	38	—	—	—	—	—
	Albany	AHL	7	1	1	2	2	7	0	2	2	4
2008-09	Carolina	NHL	50	1	5	6	16	—	—	—	—	—
	Albany	AHL	22	4	8	12	6	—	—	—	—	—
NHL Totals (1 Season)			50	1	5	6	16	—	—	—	—	—

(a) June 21, 2007—Selected by the Carolina Hurricanes in the 2007 NHL Entry Draft. First Hurricanes pick, 11th overall, first round.

(b) March 26, 2008—Signed by the Carolina Hurricanes to a three-year, entry-level contract.



CHRIS TERRY

Left Wing • Shoots Left

5'10" • 190 lbs.

4/7/89 • Brampton, Ont.

Acquired: 2007 NHL Entry Draft

2007-08 Teams: Plymouth (OHL), Albany (AHL)

Drafted: Carolina 2007 (4-132-5)

CAREER

Completed his junior hockey career in 2009 with 289 points (114g, 175a) and 352 penalty minutes in 253 games with the Plymouth Whalers of the Ontario Hockey League (OHL)... Was teammates with fellow Hurricanes draft picks Brett Bellemore and Michal Jordan in Plymouth... Ranks third on Plymouth's all-time scoring list (289 points)... Is third in Plymouth franchise history in assists (175) and fourth in goals (114) and games played (253)... Holds Plymouth's franchise record for consecutive regular-season games played at 168 games (1/5/06-3/16/08)... Was named Plymouth's Rookie of the Year in 2005-06 after tallying nine goals and 19 assists (28 points) in 64 games... Played for Team Ontario at the 2006 World Under-17 Tournament in Regina, Sask, tallying five goals and one assist in five games... Named OHL Academic Player of the Month for October 2006 in the West Division... Ranked fourth among Whalers skaters with 18 points in Plymouth's march to the 2007 OHL championship and berth in the 2007 Memorial Cup... Became the 14th player in Plymouth's history to record a 100-point season, notching 44 goals and 57 assists (101 points) to lead the Whalers in scoring in 2007-08... Represented the Western

Conference in the 2008 OHL All-Star Classic in Sault Ste. Marie... **2008-09:** Led Plymouth and ranked second in the OHL in scoring with 94 points (39g, 55a) in 53 games... Was the OHL's recipient of the Dan Snyder Memorial Trophy as the league's humanitarian of the year... Was also named the first-ever winner of the Mickey Renaud Captain's Trophy for leadership on and off the ice... Served as Plymouth's team captain and earned the team's MVP, Humanitarian of the Year and Academic Player of the Year awards... Also named an OHL Third Team All-Star... Was named OHL Player of the Week on 3/30 after recording 9 points (5g, 4a) in three games... Was the OHL Player of the Month for February with 26 points (10g, 16a) in 10 games... Had a five-point game (1g, 4a) at Erie (3/1)... Represented the Western Conference at the 2009 OHL All-Star Classic in Windsor... Named OHL Player of the Month for December after totaling 15 points (7g, 8a) in 10 games... Was named to the Canadian team for the ADT Canada-Russia Challenge but could not play due to illness.

CAREER STATS

YEAR	TEAM	LEAGUE	REGULAR SEASON					PLAYOFFS				
			GP	G	A	TP	PIM	GP	G	A	TP	PIM
2005-06	Plymouth	OHL	64	9	19	28	72	11	3	2	5	4
2006-07 (a)	Plymouth	OHL	68	22	44	66	98	20	8	10	18	21
2007-08	Plymouth	OHL	68	44	57	101	107	4	4	3	7	6
	Albany	AHL	1	0	0	0	0	—	—	—	—	—
2008-09	Plymouth	OHL	53	39	55	94	75	11	7	9	16	18
OHL Totals (4 Seasons)			253	114	175	289	352	46	22	24	46	49

(a) June 22, 2007—Was selected by the Carolina Hurricanes in the 2007 NHL Entry Draft. Fourth Hurricanes pick, 132nd overall, fifth round.



ALBANY RIVER RATS (AHL)

51 South Pearl St.
Albany, New York 12207
Phone: (518) 487-2244
Fax: (518) 487-2230

Website: www.albanyriverrats.com
Colors: Red, Black, White, Gray
Home Arena (capacity): Times Union Center (13,901)

DIRECTORY

Chairman of the Board/Owner/Governor.....Walter L. Robb
Alternate Governor.....Richard A. Robb
President/C.E.O./Alternate Governor.....S. Garen Szablewski
Executive Vice President.....Stephen Leopold
Head Coach/General Manager.....Jeff Daniels
Assistant Coach.....Geordie Kinnear
Director of Player Development.....Ron Francis
Director of Defenseman Development.....Glen Wesley
Certified Athletic Trainer.....Brian Maddox
Equipment Manager.....Jason McGrath
Assistant Equipment Manager.....Steve Passineau
Vice President of Marketing.....Jonathan Scherzer
Vice President of Sales.....Steven Beno

Sr. Director of Operations.....Jim Chapman
Director of Finance.....Charlene Campanelli
Director of Communications.....Jesse Eisenberg
Operations Manager.....Kevin O'Dowd
Ticket Sales Manager.....Scott Friedman
Corporate Account Assistant.....Matt Hickling
Ticket Account Manager.....Meghan Bailey
Senior Account Executive.....Dan Pfeifer
Ticket Account Executive.....Brian Mather
Ticket Account Executive.....Eric Grundfast
Ticket Account Executive.....Mike Carney

2009-10 SCHEDULE

DAY	DATE	OPPONENT	TIME	DAY	DATE	OPPONENT	TIME
OCTOBER				JANUARY (continued)			
Saturday	3	Manchester	7:00 p.m.	Friday	15	Hershey	7:00 p.m.
Friday	9	Portland	7:00 p.m.	Saturday	16	Bridgeport	5:00 p.m.
Saturday	10	Rochester	7:00 p.m.	Sunday	17	@ Providence	4:05 p.m.
Wednesday	14	Norfolk	7:00 p.m.	Friday	22	Bridgeport	7:00 p.m.
Saturday	17	@ Adirondack	7:00 p.m.	Saturday	23	@ Adirondack	7:00 p.m.
Sunday	18	@ Worcester	3:05 p.m.	Tuesday	26	@ Bridgeport	7:00 p.m.
Friday	23	Rochester	7:00 p.m.	Friday	29	@ Rochester	7:05 p.m.
Saturday	24	Adirondack	7:00 p.m.	Saturday	30	@ Hershey	7:00 p.m.
Sunday	25	@ Bridgeport	4:00 p.m.	FEBRUARY			
Friday	30	Springfield	7:00 p.m.	Wednesday	3	Syracuse	7:00 p.m.
Saturday	31	@ Hershey	7:00 p.m.	Friday	5	@ Binghamton	7:05 p.m.
NOVEMBER				Saturday	6	Springfield	5:00 p.m.
Wednesday	4	Binghamton	7:00 p.m.	Wednesday	10	@ Binghamton	7:05 p.m.
Friday	6	Lowell	7:00 p.m.	Friday	12	Hershey	7:00 p.m.
Saturday	7	Adirondack	7:00 p.m.	Saturday	13	Binghamton	7:00 p.m.
Wednesday	11	@ Syracuse	7:00 p.m.	Monday	15	Norfolk	5:00 p.m.
Friday	13	W-B/Scranton	7:00 p.m.	Wednesday	17	@ W-B/Scranton	7:05 p.m.
Saturday	14	Norfolk	7:00 p.m.	Friday	19	Portland	7:00 p.m.
Sunday	15	@ Springfield	3:00 p.m.	Saturday	20	Adirondack	5:00 p.m.
Wednesday	18	Syracuse	7:00 p.m.	Sunday	21	@ Hershey	5:00 p.m.
Friday	20	@ Manchester	7:30 p.m.	Friday	26	@ Portland	7:00 p.m.
Saturday	21	@ Binghamton	7:05 p.m.	Saturday	27	@ Manchester	7:00 p.m.
Wednesday	25	Syracuse	7:00 p.m.	Sunday	28	@ Portland	4:00 p.m.
Friday	27	@ Norfolk	7:15 p.m.	MARCH			
Saturday	28	@ Norfolk	7:15 p.m.	Tuesday	2	Binghamton	11:00 am
DECEMBER				Friday	5	@ Norfolk	7:15 p.m.
Friday	4	Hershey	7:00 p.m.	Saturday	6	@ Norfolk	7:15 p.m.
Saturday	5	@ Adirondack	7:00 p.m.	Wednesday	10	@ W-B/Scranton	7:05 p.m.
Sunday	6	W-B/Scranton	5:00 p.m.	Friday	12	@ Rochester	7:05 p.m.
Friday	11	Hershey	7:00 p.m.	Saturday	13	W-B/Scranton	3:00 p.m.
Saturday	12	Providence	7:00 p.m.	Sunday	14	Syracuse	3:00 p.m.
Sunday	13	@ Hartford	4:00 p.m.	Wednesday	17	Worcester	7:00 p.m.
Friday	18	@ Lowell	7:00 p.m.	Friday	19	@ Hershey	7:00 p.m.
Saturday	19	@ Syracuse	7:30 p.m.	Saturday	20	@ Binghamton	7:05 p.m.
Saturday	26	@ W-B/Scranton	7:05 p.m.	Sunday	21	Binghamton	3:00 p.m.
Sunday	27	W-B/Scranton	5:00 p.m.	Wednesday	24	@ Adirondack	7:00 p.m.
Wednesday	30	Adirondack	7:00 p.m.	Saturday	27	@ Syracuse	7:30 p.m.
Thursday	31	@ Adirondack	3:00 p.m.	Sunday	28	@ Springfield	3:00 p.m.
JANUARY				APRIL			
Saturday	2	@ Syracuse	7:30 p.m.	Friday	2	Norfolk	7:00 p.m.
Wednesday	6	Adirondack	7:00 p.m.	Saturday	3	Adirondack	7:00 p.m.
Friday	8	Manchester	7:00 p.m.	Friday	9	@ W-B/Scranton	7:05 p.m.
Saturday	9	Hartford	7:00 p.m.	Saturday	10	@ Adirondack	7:00 p.m.



JEFF DANIELS

HEAD COACH AND GENERAL MANAGER

Jeff Daniels, 41, enters his 13th year with the Carolina Hurricanes organization and his second year as the Head Coach and General Manager of the their top minor-league affiliate, the Albany River Rats of the American Hockey League (AHL). Daniels led Albany to a 33-40-3-4 record in his first career head coaching position during the 2008-09 campaign.

Prior to being appointed to his current post, Daniels spent four seasons with the Hurricanes as an assistant coach. He helped guide the Hurricanes to the 2006 Stanley Cup championship, marking the second time he captured the Stanley Cup in his hockey career as he also has his name inscribed on the Cup as a player with the 1992 Pittsburgh Penguins.

Daniels was originally drafted by the Pittsburgh Penguins, selected in the sixth round (109th overall) in the 1986 NHL Entry Draft. In his 15-year professional playing career as a forward, Daniels spent time with the Pittsburgh, Florida, Nashville and Carolina organizations. He played in 425 NHL regular-season games, scoring 17 goals and 26 assists (43 points), and 41 Stanley Cup Playoff games, totaling three goals and five assists (8 points).

He played in the Hurricanes organization for six seasons, tallying eight goals and 12 assists (20 points) in 272 regular season games and three assists in 29 playoff games, making a trip to the Stanley Cup Finals with Carolina in 2002.

In addition to his time in the NHL, Daniels also played in the IHL and AHL. He played in 334 career IHL games with Muskegon, Cleveland, Detroit and Milwaukee, totaling 115 goals and 157 assists for 272 points. In 181 career AHL games with Springfield and New Haven, he earned 64 goals and 61 assists (125 points). Prior to turning professional in 1988, Daniels played four seasons of junior hockey for his hometown team, the Oshawa Generals of the Ontario Hockey League (OHL).

Daniels retired as a player from the Carolina Hurricanes on Nov. 17, 2003. He worked in a player-development capacity in the team's front office before joining the Hurricanes' coaching staff on Dec. 15, 2003.

Jeff and his wife, Jennifer, live in Morrisville, NC, in the off-season with their daughter, Jordan.



GEORDIE KINNEAR

ASSISTANT COACH

Geordie Kinnear enters his seventh season as an assistant coach with the Albany River Rats and his third full season working for the Carolina Hurricanes organization. He spent the 2006-07 season serving as a part time assistant and special consultant for the River Rats during their first year as the 'Canes top minor-league affiliate.

Kinnear began his coaching career when he joined the Albany coaching staff in August of 2001, after an eight-year professional career. He worked for the New Jersey Devils organization from 2001-2006, serving as Albany's assistant coach for four seasons and working as a special assignment scout with the Devils during the 2004-05 campaign.

After playing three seasons of junior hockey for the Peterborough Petes of the Ontario Hockey League, Kinnear was drafted by New Jersey in the seventh round (162nd overall) of the 1992 NHL Entry Draft. An original River Rat, he skated with Albany for the first six years of his eight-year professional career

(1993-94 to 1998-99), helping them reach the playoffs every year. Over that time, he was a member of the River Rats' 1995 Calder Cup championship team, was selected to four consecutive AHL All-Star Classics (1995-1999) and served as Albany's captain for three seasons (1996-1999).

In August of 1999 Kinnear signed with the Atlanta Thrashers as a free agent, making his National Hockey League debut by appearing in four games with Atlanta. He split the 1999-2000 season between Atlanta and the Thrashers' IHL affiliate, the Orlando Solar Bears. After starting the 2000-01 season with Orlando, he was traded back to New Jersey on November 6, 2000, and played 14 games with Albany before being forced to retire due to injury in December of 2000.

Kinnear currently ranks second on Albany's all-time lists for games played (406) and penalty minutes (1,094), while ranking third all-time in plus/minus (+79).



FLORIDA EVERBLADES (ECHL)

Germain Arena
11000 Everblades Parkway
Estero, FL 33928
Phone: (239) 948-7825

Fax: (239) 948-2248
Website: www.floridaeverblades.com
Colors: Navy Blue, Green, White

DIRECTORY

Owner	Peter Karmanos Jr.
President / General Manager	Craig Brush
Head Coach	Malcolm Cameron
Athletic Trainer	Todd Wisocki
Equipment Manager	TBA
Sr. Vice President of Financing	Scott Bryant
Director of Sales	Tom Kirk
Director of Marketing	Kevin Reiter
Broadcaster/PR/Sales	John R. Curtis
Customer Services Manager	Scott Bogen
Group Sales Manager	Trent Ferguson
Box Office Manager	Sandy Moskal
Account Executive	Butch Hildebrand
Account Executive	Marc Leonardo
Human Resources Manager	Danielle Higgins
Director of Recreational Facilities	David Kessel

2009-10 SCHEDULE

DAY	DATE	OPPONENT	TIME	DAY	DATE	OPPONENT	TIME
OCTOBER				JANUARY (continued)			
Friday	16	@ Toledo	7:00 p.m.	Saturday	9	@ Elmira	7:35 p.m.
Saturday	17	@ Toledo	7:00 p.m.	Sunday	10	@ Reading	5:05 p.m.
Sunday	18	@ Toledo	5:30 p.m.	Wednesday	13	@ Reading	7:05 p.m.
Friday	23	Charlotte	7:30 p.m.	Friday	15	@ Trenton	7:00 p.m.
Saturday	24	Charlotte	7:30 p.m.	Saturday	16	@ Trenton	7:00 p.m.
Wednesday	28	South Carolina	7:30 p.m.	Friday	22	Gwinnett	7:30 p.m.
Friday	30	South Carolina	7:30 p.m.	Saturday	23	Gwinnett	7:30 p.m.
Saturday	31	South Carolina	7:30 p.m.	Wednesday	27	Trenton	7:30 p.m.
NOVEMBER				Friday	29	Trenton	7:30 p.m.
Friday	6	@ Charlotte	7:00 p.m.	Saturday	30	Trenton	7:30 p.m.
Saturday	7	@ Gwinnett	7:05 p.m.	FEBRUARY			
Sunday	8	@ Charlotte	2:00 p.m.	Friday	5	@ Charlotte	7:00 p.m.
Wednesday	11	Toledo	7:30 p.m.	Saturday	6	@ Charlotte	7:00 p.m.
Friday	13	Toledo	7:30 p.m.	Tuesday	9	Gwinnett	7:30 p.m.
Saturday	14	Toledo	7:30 p.m.	Wednesday	10	Gwinnett	7:30 p.m.
Wednesday	18	Reading	7:30 p.m.	Friday	12	@ South Carolina	7:05 p.m.
Friday	20	Reading	7:30 p.m.	Saturday	13	@ South Carolina	7:05 p.m.
Saturday	21	Reading	7:30 p.m.	Sunday	14	@ Gwinnett	4:05 p.m.
Wednesday	25	@ Wheeling	7:05 p.m.	Wednesday	17	Kalamazoo	7:30 p.m.
Friday	27	@ Toledo	7:00 p.m.	Friday	19	Kalamazoo	7:30 p.m.
Saturday	28	@ Kalamazoo	7:30 p.m.	Saturday	20	Kalamazoo	7:30 p.m.
Sunday	29	@ Kalamazoo	4:00 p.m.	Friday	26	South Carolina	7:30 p.m.
DECEMBER				Saturday	27	South Carolina	7:30 p.m.
Wednesday	2	@ Toledo	7:00 p.m.	MARCH			
Friday	4	@ Cincinnati	7:30 p.m.	Thursday	4	Gwinnett	7:30 p.m.
Saturday	5	@ Cincinnati	7:30 p.m.	Friday	5	Gwinnett	7:30 p.m.
Wednesday	9	Charlotte	7:30 p.m.	Saturday	6	Gwinnett	7:30 p.m.
Friday	11	Charlotte	7:30 p.m.	Friday	12	@ South Carolina	7:05 p.m.
Saturday	12	Charlotte	7:30 p.m.	Saturday	13	@ South Carolina	5:05 p.m.
Wednesday	16	Wheeling	7:30 p.m.	Sunday	14	@ South Carolina	4:00 p.m.
Friday	18	Wheeling	7:30 p.m.	Friday	19	South Carolina	7:30 p.m.
Saturday	19	Wheeling	7:30 p.m.	Saturday	20	South Carolina	7:30 p.m.
Saturday	26	@ Charlotte	7:00 p.m.	Wednesday	24	@ Charlotte	7:00 p.m.
Sunday	27	@ Gwinnett	4:00 p.m.	Friday	26	@ Charlotte	7:00 p.m.
Tuesday	29	@ Gwinnett	7:05 p.m.	Saturday	27	@ Gwinnett	7:05 p.m.
Thursday	31	@ South Carolina	7:05 p.m.	Sunday	28	@ Gwinnett	4:05 p.m.
JANUARY				APRIL			
Saturday	2	@ Gwinnett	7:05 p.m.	Friday	2	Charlotte	7:30 p.m.
Friday	8	@ Elmira	7:35 p.m.	Saturday	3	Charlotte	7:30 p.m.



CRAIG BRUSH PRESIDENT AND GENERAL MANAGER

Craig Brush, the President of the Florida Everblades, along with partners Peter Karmanos and Thomas Thewes, founded the Everblades and Germain Arena in 1998. Brush, a native of Milton, Ontario, oversees all aspects of both the hockey club and the sports complex.

In 11 seasons, the Everblades have hosted 2,507,205 fans in 394 regular season games, an average of 6,331 per game, and have led the ECHL in attendance in five of the past nine seasons. Germain Arena and the Everblades hosted the 2003 Compuware/ECHL All-Star game and have led the Kelly Cup Playoffs in attendance six times.

The Everblades have earned a post-season berth in 11 consecutive seasons in Southwest Florida. During the 2003-04 season, Florida captured the Eastern Conference title and made

its first ever trip to the Kelly Cup Finals, and followed that up by becoming the first team in Kelly Cup history to make back-to-back trips to the Kelly Cup Finals after capturing the 2004-05 American Conference Championship. Florida was also awarded the regular-season championship Brabham Cup following the 1998-99 and 2008-09 seasons.

Brush played hockey for three seasons at Cornell University and was a member of the 1970 undefeated NCAA Championship team. Brush also coached in the Compuware youth hockey program for many years.

Craig and his wife, Kyle, split time between Estero, Florida, and Birmingham, Michigan. The couple has three sons, Matt, Tyler and Patrick.



MALCOLM CAMERON HEAD COACH

Malcolm Cameron, 39, completed his first season as head coach of the Florida Everblades in 2008-09, guiding the Everblades to the ECHL's regular season title (Brabham Cup) with a record of 49-17-5 and 103 points. Florida was the only team to reach the century mark for the season and also produced the ECHL MVP in Kevin Baker.

Cameron was hired as the third head coach in Everblades history on May 29, 2008, after spending the previous two seasons as the head coach of the ECHL's Texas Wildcatters. In 2007-08 he led the Wildcatters to a team record 52 wins and 115 points, plus a berth in the Kelly Cup Playoffs, advancing to the second round. In his first season behind the bench in 2006-07, Texas made its first postseason appearance since relocating to Beaumont in 2003-04, advancing to the division finals in the Kelly Cup Playoffs after setting previous team records with 41 wins, 21 home wins and 20 road wins while improving 46 points from 2004-05—the fifth-largest single-season point improvement in the 19-year history of the ECHL. Cameron was selected to coach in the 2007 and 2008 ECHL All-Star Games by virtue of Texas leading the league through games of Jan. 2.

Cameron joined the Wildcatters after spending two seasons as head coach and director of hockey operations for Long Beach, where his teams were 79-47-18 and advanced to the Kelly Cup Playoffs both seasons. In his first season in 2004-05, Long Beach was 43-20-9 and had 95 points—a 44-point

improvement from their expansion season in 2003-04. The 44-point improvement is the sixth-largest single-season point improvement in ECHL history.

Cameron began the 2003-04 season in the UHL as head coach of Columbus, which suspended operations in January 2004 despite being in first place, earning Cameron a selection as coach for the All-Star Game. He spent the final two months in the CHL as head coach of Corpus Christi. Cameron held his first head coaching job in the ECHL in 2002-03, helping Cincinnati to finish 36-29-7 and advance to the conference finals. Cincinnati finished third in the division with 79 points and upset Peoria (103 points) and Toledo (104 points) to reach the conference finals.

Cameron spent the 2001-02 season as an assistant coach with the Columbia Inferno. He has also worked as an assistant coach with Lubbock of the Western Professional Hockey League and with Acadia University.

Prior to joining the coaching ranks, Cameron spent five seasons in professional hockey as a player, including two seasons in the ECHL with Huntington (1993-94) and Johnstown (1995-96). He also played in the former Colonial Hockey League with Saginaw (1994-95), in the CHL with San Antonio (1994-95), Fort Worth (1995-97) and Nashville (1996-97), and in the WPHL with Amarillo (1997-98) and El Paso (1997-98).

A native of Cole Harbour, Nova Scotia, Cameron and his wife, Heather, have two sons, Brett and Logan.

AFFILIATIONS HISTORY

YEARLY AFFILIATIONS

YEAR	TEAM	COACH	GP	W	L	T/OT	OT/SOL	PTS	GF	GA	PCT
1979-80	Springfield Indians	Larry Kish	80	31	37	12		74	292	302	0.463
1980-81	Binghamton Whalers	Larry Kish	80	32	42	6		70	296	336	0.438
1981-82	Binghamton Whalers	Larry Kish	80	46	28	6		98	329	266	0.613
1982-83	Binghamton Whalers	John Cunneiff/Rick Ley	80	36	36	8		80	320	333	0.500
1983-84	Binghamton Whalers	John Cunneiff	80	33	43	4		70	359	388	0.438
1984-85	Binghamton Whalers	Larry Pleau	80	52	20	8		112	388	265	0.700
1985-86	Binghamton Whalers	Larry Pleau	80	41	34	5		87	316	290	0.544
1986-87	Binghamton Whalers	Larry Pleau	80	47	26	7		101	309	259	0.631
1987-88	Binghamton Whalers	Larry Pleau/Doug Jarvis	80	38	34	8		87	353	300	0.544
1988-89	Binghamton Whalers	Claude Larose	80	28	46	6		62	307	392	0.388
1989-90	Binghamton Whalers	Doug McKay	80	11	60	9		31	229	366	0.194
1990-91	Springfield Indians	Jim Roberts	80	43	27	10		96	348	281	0.600
1991-92	Springfield Indians	Jay Leach	80	43	29	8		94	308	277	0.588
1992-93	Springfield Indians	Jay Leach	80	25	41	14		64	282	336	0.400
1993-94	Springfield Indians	Joel Quenneville	80	29	38	13		71	309	327	0.444
1994-95	Springfield Falcons	Paul Gillis	80	31	37	12		74	299	289	0.463
1995-96	Springfield Falcons	Kevin McCarthy	80	42	27	11		100	272	215	0.594
1996-97	Springfield Falcons	Kevin McCarthy	80	41	27	12		96	268	229	0.588
1997-98	Beast of New Haven	Kevin McCarthy	80	38	35	7		85	256	239	0.519
1998-99	Beast of New Haven	Kevin McCarthy	80	33	35	12		78	240	250	0.488
1999-00	Cincinnati Cyclones	Ron Smith	82	44	30	8		96	244	246	0.585
2000-01	Cincinnati Cyclones	Ron Smith	82	44	29	9		97	267	258	0.591
2001-02	Lowell Lock Monsters	Ron Smith	82	41	25	11	3	96	229	209	0.585
2002-03	Lowell Lock Monsters	Ron Smith	82	19	51	7	3	48	175	275	0.293
2003-04	Lowell Lock Monsters	Ron Smith	80	32	36	6	6	76	208	242	0.475
2004-05	Lowell Lock Monsters	Tom Rowe	80	47	27	1	5	100	242	190	0.625
2005-06	Lowell Lock Monsters	Tom Rowe	80	29	37	6	8	72	222	257	0.450
2006-07	Albany River Rats	Tom Rowe	80	37	36		7	81	246	258	0.506
2007-08	Albany River Rats	Tom Rowe	80	43	30		7	93	213	198	0.581
2008-09	Albany River Rats	Jeff Daniels	80	33	40		7	73	219	258	0.456

YEAR	TEAM	COACH	STANDINGS
1979-80	Springfield Indians	Larry Kish	5th—N'rn Div.
1980-81	Binghamton Whalers	Larry Kish	3rd—S'rn Div.
1981-82	Binghamton Whalers	Larry Kish	1st—S'rn Div.
1982-83	Binghamton Whalers	John Cunneiff/Rick Ley	4th—S'rn Div.
1983-84	Binghamton Whalers	John Cunneiff	6th—S'rn Div.
1984-85	Binghamton Whalers	Larry Pleau	1st—S'rn Div.
1985-86	Binghamton Whalers	Larry Pleau	2nd—S'rn Div.
1986-87	Binghamton Whalers	Larry Pleau	2nd—S'rn Div.
1987-88	Binghamton Whalers	Larry Pleau/Doug Jarvis	4th—S'rn Div.
1988-89	Binghamton Whalers	Claude Larose	7th—S'rn Div.
1989-90	Binghamton Whalers	Doug McKay	7th—S'rn Div.
1990-91	Springfield Indians	Jim Roberts	1st—N'rn Div.
1991-92	Springfield Indians	Jay Leach	1st—N'rn Div.
1992-93	Springfield Indians	Jay Leach	4th—N'rn Div.
1993-94	Springfield Indians	Joel Quenneville	4th—N'rn Div.
1994-95	Springfield Falcons	Paul Gillis	5th—N'rn Div.
1995-96	Springfield Falcons	Kevin McCarthy	1st—N'rn Div.
1996-97	Springfield Falcons	Kevin McCarthy	2nd—N'rn Div.
1997-98	Beast of New Haven	Kevin McCarthy	3rd—NE Div.
1998-99	Beast of New Haven	Kevin McCarthy	5th—NE Div.
1999-00	Cincinnati Cyclones	Ron Smith	3rd—E Div.
2000-01	Cincinnati Cyclones	Ron Smith	3rd—E Div.
2001-02	Lowell Lock Monsters	Ron Smith	1st—N Div.
2002-03	Lowell Lock Monsters	Ron Smith	5th—N Div.
2003-04	Lowell Lock Monsters	Ron Smith	6th—Atl. Div.
2004-05	Lowell Lock Monsters	Tom Rowe	3rd—Atl. Div.
2005-06	Lowell Lock Monsters	Tom Rowe	5th—Atl. Div.
2006-07	Albany River Rats	Tom Rowe	4th—East Div.
2007-08	Albany River Rats	Tom Rowe	3rd—East Div.
2008-09	Albany River Rats	Jeff Daniels	7th—East Div.

PLAYOFF HISTORY

Missed the playoffs by one point
Lost to Adirondack in the first round, 4-1
Lost to New Brunswick in the Finals, 4-1
Lost to Rochester in the first round, 4-1
Missed the playoffs by 14 points
Lost to Baltimore in the second round, 4-0
Lost to St. Catharines in the first round, 4-2
Lost to Rochester in the second round, 4-2
Lost to Hershey in the first round, 4-0
Missed the playoffs by 20 points
Missed the playoffs by 61 points
Won the Calder Cup
Lost to Adirondack in the second round, 4-0
Lost to Cape Breton in the third round, 2-0
Lost to Adirondack in the first round, 4-2
Missed playoffs on tie-breaking formula
Lost to Portland in the second round, 4-2
Lost to Hershey in the third round, 4-3
Lost to Hartford in first round, 3-0
Missed playoffs on tie-breaking formula
Lost to Grand Rapids in East Div. finals, 4-1
Lost to Orlando in first round, 4-1
Lost to St. John's in first round, 3-2
Missed the playoffs by 29 points
Missed the playoffs by nine points
Lost to Providence in the second round, 4-1
Missed the playoffs by 20 points
Lost to Hershey in the first round, 4-1
Lost to Philadelphia in the first round, 4-3
Missed the playoffs by 20 points

MINOR LEAGUE AFFILIATE LEADING SCORER

YEAR	TEAM	PLAYER	GP	G	A	PTS	PIM
1979-80	Springfield Indians	Jean Savard	78	28	43	71	60
1980-81	Binghamton Whalers	Ray Allison	74	31	39	70	81
1981-82	Binghamton Whalers	Bob Sullivan	74	47	43	90	44
1982-83	Binghamton Whalers	Ross Yates	77	41	*84	*125	28
1983-84	Binghamton Whalers	Ross Yates	68	35	*73	108	82
1984-85	Binghamton Whalers	Paul Gardner	64	*51	*79	**130	10
1985-86	Binghamton Whalers	Daryl Evans	69	40	52	92	50
1986-87	Binghamton Whalers	Mike Millar	61	45	32	77	38
1987-88	Binghamton Whalers	Mike Richard	72	46	48	94	23
1988-89	Binghamton Whalers	Terry Yake	75	39	56	95	57
1989-90	Binghamton Whalers	James Black	80	37	35	72	34
1990-91	Springfield Indians	Michel Picard	77	*56	40	96	61
1991-92	Springfield Indians	Shawn Evans	80	11	67	78	81
1992-93	Springfield Indians	Leonid Toropchenko	71	31	30	61	59
1993-94	Springfield Indians	Mike Tomlak	79	44	56	100	53
1994-95	Springfield Falcons	Robert Petrovicky	74	30	52	82	121
1995-96	Springfield Falcons	Iain Fraser	53	24	47	71	27
1996-97	Springfield Falcons	Juha Ylonen	70	20	41	61	6
1997-98	Beast of New Haven	Kevin Brown	67	28	44	72	65
1998-99	Beast of New Haven	Shane Willis	73	31	50	81	49
1999-00	Cincinnati Cyclones	Gilbert Dionne	81	34	49	83	88
2000-01	Cincinnati Cyclones	Greg Koehler	80	35	36	71	122
2001-02	Lowell Lock Monsters	Jeff Heerema	76	33	37	70	90
2002-03	Lowell Lock Monsters	Ryan Bayda	53	11	32	43	32
2003-04	Lowell Lock Monsters	Mike Zigomanis	61	17	35	52	56
2004-05	Lowell Lock Monsters	Eric Staal	77	26	51	77	88
2005-06	Lowell Lock Monsters	Keith Aucoin	72	29	56	85	68
2006-07	Albany River Rats	Keith Aucoin	65	27	72	99	108
2007-08	Albany River Rats	Jamie Johnson	79	21	37	58	28
2008-09	Albany River Rats	Jerome Samson (tied)	70	22	32	54	56

* Indicates an AHL Leading Figure

** Indicates an AHL Record Figure



KIDS 'N COMMUNITY
■ F O U N D A T I O N ■
"THE HEART OF THE HURRICANES"

FOUNDATION ACTIVITIES AND FUNDRAISING EVENTS

FOUNDATION DONATIONS

The Carolina Hurricanes Kids 'N Community Foundation strives to meet the educational, social, cultural and health-related needs of our community by offering unique resources and financial support to local youth-oriented organizations. Since its inception in 1997, the Kids 'N Community Foundation has donated over \$9 million in cash and in-kind services.

During the 2008-09 season, the Kids 'N Community Foundation donated \$506,220 in cash to 45 different North Carolina children's charities and foundations. Each donation is required to meet the needs of local youth in the areas of health, education and inner-city development. Specification of how the funds will be used and periodic updates on the progress of the programs are required for each agency. The money was donated during the Kids 'N Community Foundation's two grant cycles, once during the fall and once during the spring. Including last year's donation record of \$578,094, the Foundation's two-year grant total is over \$1 million.

FOUNDATION FUNDRAISERS

Throughout the year, the Kids 'N Community Foundation raises funds through various events and auctions. The three major fundraisers are the Golf Tournament, Skate with the Canes and Casino Night. These three events combined raised \$263,000 for the Kids 'N Community Foundation during the 2008-09 season. All three events featured the entire Hurricanes team, coaching staff, broadcasters and front office executives.

Every home game features a game-night, silent auction showcasing autographed jerseys, equipment, photos and much more. The game-night auctions raised \$142,646 in 2008-09. In addition, online auctions generated more than \$24,000.

Other fundraisers during the regular season included the Points for Kids program, the Paper/Magnetic Hearts campaign, the We Love the Hurricanes Luncheon, Cable for a Cause and the Valentine's Day Mystery Cane T-Shirt Fundraiser.

During the 2009 Stanley Cup Playoffs, the Kids 'N Community Foundation encouraged fans, players and staff members to grow their own playoff beards through the Beard-a-thon program, helping the Foundation raise more than \$52,000. The Kids 'N Community Foundation also sold special Hockey with a Heart Koozies during the postseason.

COMMUNITY INITIATIVES

PICK UP A BOOK AND READ

The Pick Up a Book and Read program, which gives third, fourth, and fifth grade students incentives to read, had a resoundingly successful year. Record numbers of participating students, classrooms and schools read a combined total of more than 3.1 million pages. The schools that produced the most pages read received special assemblies with Stormy, and the top three schools in 2008-09 were Carver Elementary School, Deep River Elementary School and Bugg Elementary School. Pick Up a Book and Read also continued the optional essay contest. All 20 essay finalists came to the RBC Center along with their parents and teachers for a recognition lunch, which featured Chuck Kaiton as the keynote speaker along with Stormy and Hurricanes forward Brandon Sutter.

MARBLES KIDS MUSEUM

In July 2008, Rod Brind'Amour attended the grand opening of the "Center Ice" feature at Marbles Kids Museum in downtown Raleigh. The exhibit, which included a synthetic ice rink and a replica of the Hurricanes' locker room, was funded by a grant from the Kids 'N Community Foundation. "Center Ice" remained at Marbles through the 2008-09 season.

CAROLINA HURRICANES PLAYROOM AT REX HOSPITAL

The Kids 'N Community Foundation provided funding for a new playroom on the pediatric wing of Rex Hospital, which opened in February of 2009. The playroom is equipped with a Wii, computer station, reading corner, art station and interactive learning videos. Hurricanes players Chad LaRose and Patrick Eaves attended the opening.

NHL DIVERSITY TEAM

The Carolina Hurricanes helped launch the first NHL Diversity team in the South, the Capital City Crew. The Capital City Crew is a 501c3 organization that gives 40 children access to all the benefits of the game of hockey at no cost to the participants. The NHL Players' Association Goals and Dreams Foundation initially provided \$10,000 in grant money, the Kids 'N Community Foundation donated \$3,000, and Eric Staal generously donated 20 full sets of hockey equipment. Created through a partnership including the Carolina Hurricanes, the Boys and Girls Club of Wake County and the Raleigh Youth Hockey Association, the team began playing in September 2009.

HURRICANES HALLWAY

Children who need treatment at Duke Children's Hospital are greeted by a hockey mural featuring colorful cartoon characters, a "funtron" that features photographs of the kids with their favorite players, display cases of Hurricanes and Stanley Cup memorabilia and a mini Olympia-ice machine. The entertaining and interactive area, Hurricanes Hallway, is adjacent to the hospital's main lobby. Funded by Hurricanes team owner Peter Karmanos and the Kids 'N Community Foundation, Hurricanes Hallway gives children something to look forward to when visiting the hospital for care.



Eric Staal's group at the 2008 Golf Tournament.



Tuomo Ruutu deals cards during the 2009 Casino Night.



Top: Cam's Champs.
Bottom: Hurricanes players making hospital visits.

TICKET PROGRAMS

HURRICANES HEROES

Hurricanes Heroes is a program where tickets are donated to the Kids 'N Community Foundation by local businesses and season ticket holders. The tickets are then donated by the Kids 'N Community Foundation to local children's charities and organizations at no cost.

HOLIDAY TICKET SPECIAL NIGHTS

The Hurricanes held several special holiday donation events, allowing fans to receive buy-one-get-one vouchers in exchange for donations to help those in need during the holiday season. In 2008-09, the events included a food drive for the Food Bank of Eastern and Central North Carolina, a toy drive for Toys for Tots, Wake County Human Services, Special Blessings, Salvation Army, Building Together Ministries, Helping Hands Mission, Goodwill and a clothing drive to benefit the Salvation Army.

PLAYER EFFORTS

ERIC'S ENTOURAGE

Eric Staal and his wife, Tanya, showed their generosity at every home game during the 2008-09 season through their purchase of an all-inclusive luxury suite for charitable purposes. The 40 non-profit children's organizations that were invited to the games enjoyed all the benefits of the suite, including a Carolina Hurricanes gift bag, a special autographed Eric's Entourage shirt, and occasionally even a meet-and-greet with Eric after the game.

APPEARANCES

Hurricanes players work public appearances into their very busy schedules, always eagerly doing so and surpassing expectations. Highlights during the 2008-2009 season included Tim Gleason and Brandon Sutter each heading out to the Carolina Ale House to kick off the Points for Kids and Paper/Magnetic Hearts campaigns and Scott Walker spending a day sorting food from the general donation box at the Food Bank of Eastern and Central North Carolina.

As always, the holiday seasons brought the entire Carolina Hurricanes team out into the community in one way or another. Most of the players split up into groups to visit Rex Pediatric Wing, WakeMed Children's Hospital, Duke Children's Hospital and UNC Children's Hospital. At the hospitals, players played video games, passed out Stormy dolls, signed autographs and posed for pictures. Rather than going to a hospital, Tim Gleason, Tuomo Ruutu, Joe Corvo and Joni Pitkanen treated four children from the Durham Nativity School and Wake County Human Services to holiday shopping at Target.

CAUSES

Cam Ward's tremendous support of the Special Olympics continued for a fourth consecutive year through his Cam's Champs program, which benefits Special Olympics North Carolina. Cam pledged to donate \$4 for every save he made this year to the Special Olympics, and he encouraged fans to help his cause. The overall contributions amounted to \$11,860 for SONC.

Since receiving a letter from a young hockey fan suffering from cystic fibrosis in 1996, Rod Brind'Amour has dedicated himself to fighting this disease. Brind'Amour's commitment to this cause through his annual Cystic Fibrosis Gold Classic has raised over \$500,000 in the last 13 years for the Canadian Cystic Fibrosis Foundation.

In 2003, Matt Cullen and his wife Bridget started the Cullen Children's Foundation, which raises funds and awareness for children's cancer. In 2008 it raised over \$355,000 for children's charities in and around Fargo, North Dakota. Overall, Cully's Kids has raised over \$1.1 million.

For the fourth year in a row, Hurricanes players helped St. Baldrick's Foundation for pediatric cancer research by shaving their heads. Tripp Tracy, Niclas Wallin and Dennis Seidenberg enjoyed the experience enough to come back for a second year. Ryan Bayda also shaved his head for St. Baldrick's at an event along with many members of the Raleigh Youth Hockey Association.

COMMUNITY RELATIONS

FAN DEVELOPMENT

STORMY

Raleigh's favorite ice hog loves spending game nights keeping it cool inside the RBC Center. When he isn't at games, the famed mascot stays busy touring the Triangle and surrounding areas. During the 2008-2009 season, Stormy made more than 180 visits to various community events, local hospitals, schools, churches, and charities. No matter what the event, Stormy makes sure that everyone is having a great time, Caniac style.

STORM SQUAD

The Eye Care Associates Storm Squad, the Carolina Hurricanes fan development team, can be found at every Hurricanes home game and at various public appearances including charity events, corporate outings, local promotions, and the Canes Cool Bars tour.

Formed in 1999, the Storm Squad truly came into its own during the Hurricanes' first run to the Stanley Cup Finals and continued during the 2006 championship season. They become a favorite of Caniacs, the media, TV commentators, and opposing team's fans.

The 2009-2010 Storm Squad consists of fifteen energetic Triangle-area women and men whose personalities and love of hockey entertain all. Keep an eye out for this enthusiastic squad, as they will appear at close to 80 community events to help spread Hurricanes throughout the Triangle.

RON THE REF

Ron the Ref has been a recognizable figure among Caniacs since the team's Raleigh inception and served as the Hurricanes' in-game host for the fourth consecutive season in 2008-2009. Ron is also a staple at all Canes Cool Bars events and is a great addition throughout the year at schools and other community events.

HURRICANES UNIVERSITY

Nearly 100 Caniacs received degrees in "Hockeyology" during the 2008-2009 season by successfully completing classes at Hurricanes University. At Hurricanes U, education and fantasy meet to give undergrads the knowledge they crave about the game of hockey and the behind-the-scenes look they have always wondered about.

Hockey 101 covers the basic terminology, rules and strategy of the sport. The on-ice portion is taught by Hurricanes coaches and covers skating, passing and shooting. The program also includes a tour of the locker room which allows fans to be where Eric Staal, Rod Brind'Amour, Tim Gleason, and all their favorite players spend time before and after games. A Hurricanes assistant coach also shows undergrads what the team does before each game to prepare them mentally for their opponent.

Caniacs can also take their hockey education to the next level with the Hurricanes University Graduate Course. This program looks at how the current Hurricanes team was built with members of the Hurricanes' management team teaching participants about contracts, free agency, the collective bargaining agreement, the draft, waivers and more. Attendees also strap on skates, participate in drills and learn insider information from a member of the Hurricanes coaching staff.

Both the Hockey 101 and Graduate courses culminate with an on-ice graduation at a Hurricanes game. Graduates get the once in a lifetime opportunity to walk out on the ice in a cap and gown and receive their Hurricanes U diploma with an arena full of Caniacs cheering them on.



CYAH - CANES YOUTH AND AMATEUR HOCKEY

In an effort to further strengthen the youth and amateur hockey community and build on the Hurricanes' existing impact, the Hurricanes formed Canes Youth & Amateur Hockey (CYAH) in February of 2006. The mission of CYAH is to provide sponsorship and presence to the local community in order to encourage the growth of youth hockey at all skill levels. CYAH also brings unity and stimulates growth in the youth hockey community through a partnership with the RYHA and CYAH also allows for improvement with existing relationships with in-line hockey leagues — Central Carolina Hockey (CCH) and the Carolina Scholastic Hockey League (CSHL).

In total, 2008-2009 saw over 1,000 youth hockey players wear one of the Carolina Hurricanes or CYAH marks. The Hurricanes' involvement has provided a positive influence in the youth hockey environment and has offered energy directed towards fundraising and improvements for the program.



CANES YOUTH & AMATEUR HOCKEY

JUNIOR HURRICANES

In the Junior Hurricanes second season, the Canes sponsored the teams and awarded replica jerseys to players at a Jersey Presentation event. The teams played a select number of games at the RBC Center and had exposure to top level AAA tournaments. In addition, the Junior Hurricanes created an educational program that included Big Brothers and a focus on leadership and personal values. These programs aim to create quality player development—a cornerstone of the Junior Hurricanes. The teams can be followed through their website www.jrhurricanesaa.org.

IN-SCHOOL HOCKEY CLINICS

2008-2009 marked the fifth year of a partnership between the Carolina Hurricanes and Wake County Public Schools, which brought the excitement of Hurricanes hockey to physical education classes. The program uses hockey drills and games to emphasize teamwork, leadership and sportsmanship, and has now been presented to more than fifty area schools, ranging from third to 12th grade. The participating schools' excitement demonstrates how the game has grown in popularity since the program began in 2004.

STREET STORMERS

The Canes Street Stormers program is a joint partnership with the NHL Street Initiative that provides street hockey equipment to recreational facilities. The Street Stormers program provides each facility with enough equipment for games and clinics of up to 30 players. Each facility receives hockey nets, full goalie equipment, sticks, hockey pucks and balls. Among the most active participants in the program are local Boys and Girls Clubs and the Raleigh Parks and Recreation department.

JUNIOR HURRICANES PEE WEE QUEBEC TOURNAMENT

In 2009, the Carolina Hurricanes sent the Junior Hurricanes Pee Wee team, a select group comprised of eighteen youth hockey players from the Carolinas, to the Quebec International Pee Wee Hockey Tournament. This year marked the 50th anniversary of the tournament and featured a legends game with hockey greats such as Real Cloutier and Mark Messier.

This was the eighth consecutive year a team represented the Hurricanes Hockey Club at the tournament and the 11- and 12-year-old players spent nearly two weeks in the French-speaking town of Quebec City. All players roomed with billet families and were fully entrenched in the French-Canadian culture.

Last year, the Junior Hurricanes lost in overtime in the third round to the Hershey Junior Bears, and three of the past four seasons, the Junior Hurricanes have lost to the eventual champions of the International Bracket. This year the Junior Hurricanes ended up facing the Junior Bears once again in the third round, but the team went into the game with much confidence and fought hard. The game was tied at the end of regulation and forced a shootout to decide their fate; despite all their efforts, the Junior Hurricanes unfortunately were not able to beat the Junior Bears in this match up.

The young players demonstrated tremendous passion and strength the entire tournament and though they were heartbroken with their eventual loss, it was an experience they will never forget.

RALEIGH YOUTH HOCKEY ASSOCIATION PARTNERSHIP

A new youth hockey partnership was formed on March 22, 2007, as Canes Youth and Amateur Hockey (CYAH) joined together with the Raleigh Youth Hockey Association (RYHA). The partnership allowed the Hurricanes to lend their name, insight and marketing abilities to RYHA. RYHA also received a grant from the Kids 'N Community Foundation that allows for scholarships to be provided at all three levels of competition.

HURRICANES HOCKEY KIDS CLUB

The coolest club in the NHL, the Hurricanes Hockey Kids Club, is Stormy's exclusive club just for the youngest Caniacs. In addition to becoming one of Stormy's closest friends, members receive a club t-shirt, bag, poster featuring Hurricanes players, and Stormy figurine. The low-cost membership also includes Buy-One-Get-One free ticket offers, contest, raffles, and membership spotlights on the Hurricanes website. The club welcomes all kids 12 years of age and under.

SPEAKER'S BUREAU

The Carolina Hurricanes Speaker's Bureau is comprised of Television Play-by-Play Announcer John Forslund, Radio Play-by-Play Announcer Chuck Kaiton, Vice President and General Manager of the RBC Center Davin Olsen and Carolina Hurricanes alumnus Steven Halko. Each season, our speakers visit a variety of local civic groups, professional organizations, youth groups, schools, colleges and universities, delivering speeches on the history of the franchise, their experiences during their time with the team and the importance of teamwork and leadership.

"The Other Faces of the Hurricanes" is another branch of our Speaker's Bureau. It is comprised of Carolina Hurricanes and RBC Center employees who have volunteered to visit local elementary schools and read books that teach life skills through the game of hockey. Not only does the appearance involve reading a book, but the speaker also talks to the students about the importance of reading, education and setting and achieving goals.



Top: Graduating class from 2009 Hurricanes University.
Bottom: Kids play on synthetic ice at Marbles Museum.



Hurricanes players play a game with young fans at Takin' It To The Streets.






OPPONENTS

2009-10 Opponents with Current Player, Team Information and Series Records





ANAHEIM DUCKS

2009-10 SCHEDULE

11/25/2009.....at ANA 10 p.m.

HURRICANES vs. ANAHEIM

ALL-TIME: GP: 22 11-9-2 GF: 63 GA: 57
at home: GP: 11 7-3-1 GF: 30 GA: 22
on road: GP: 11 4-6-1 GF: 33 GA: 35
in overtime: GP: 3 0-1-2

Owners Henry and Susan Samuelli
Executive vice president/general manager Bob Murray
Head coach Randy Carlyle
Assistant coaches Dave Farrish, Newell Brown
Goaltending consultant Francois Allaire
Director of media and communications Alex Gilchrist
Media and communications managers Steve Hoem, Lauren O'Gorman
General office (714) 940-2900

Inaugural season 1993-94
Stanley Cup titles 1 (2007)
Home ice Honda Center (1993)
Building capacity 17,174
2008-09 record 42-33-7
AHL affiliate

2008-09 SERIES RECAP

SEASON SERIES TIED: 1-1-0

At CAROLINA HURRICANES
30 Nov '08 Hurricanes 1 Ducks 4 Attend 14,191 Goaltenders Leighton/Ward-Hiller Winning Goal Teemu Selanne

At ANAHEIM DUCKS
19 Oct '08 Hurricanes 3 Ducks 1 Attend 16,847 Goaltenders Leighton-Giguere Winning Goal Rod Brind'Amour

SERIES STATISTICS

HURRICANES SPECIALTY TEAMS
Power Play 0-8 0.0%
Penalty Killing 7-8 87.5%
DUCKS SPECIALTY TEAMS
Power Play 1-8 12.5%
Penalty Killing 8-8 100.0%

HURRICANES LEADING SCORERS

	GP	G	A	TP	+/-	PM
Ryan Bayda	2	1	1	2	2	0
Eric Staal	2	1	1	2	1	2
Niclas Wallin	2	0	2	2	4	0

DUCKS LEADING SCORER

	GP	G	A	TP	+/-	PM
Ryan Getzlaf	2	1	2	3	-1	0

GOALTENDING

HURRICANES	GP	Min	W-L-OT	SO	GA	SA	SV	GAA	SV%
Michael Leighton	2	100	1-1-0	0	4	47	43	2.40	.915
Cam Ward	1	20	0-0-0	0	1	13	12	3.00	.923

DUCKS	GP	Min	W-L-OT	SO	GA	SA	SV	GAA	SV%
Jonas Hiller	1	60	1-0-0	0	1	37	36	1.01	.973
Jean-Sebastien Giguere	1	59	0-1-0	0	2	23	21	2.02	.913

ALL-TIME SEASON SERIES RECORDS

YEAR	OVERALL	HOME	ROAD	YEAR	OVERALL	HOME	ROAD	YEAR	OVERALL	HOME	ROAD
1993-94	0-2-0	0-1-0	0-1-0	1998-99	1-1-0	1-0-0	0-1-0	2003-04	0-2-0-0	0-1-0-0	0-1-0-0
1994-95	Did not play Western Conf teams			1999-00	0-0-1-0	0-0-1-0	0-0-0-0	2005-06	1-0-0	0-0-0	1-0-0
1995-96	2-0-0	1-0-0	1-0-0	2000-01	1-0-1-0	1-0-0-0	0-0-1-0	2006-07	1-0-0	1-0-0	0-0-0
1996-97	1-1-0	1-0-0	0-1-0	2001-02	1-0-0-0	0-0-0-0	1-0-0-0	2007-08	Did not play Pacific Div Teams		
1997-98	2-0-0	1-0-0	1-0-0	2002-03	0-2-0-0	0-1-0-0	0-1-0-0	2008-09	1-1-0	0-1-0	1-0-0

ALL-TIME SEASON GAME RESULTS

1/14/1994	L	3-6	at ANA	1/14/2001	W	4-0	ANA
3/26/1994	L	2-3	ANA	2/11/2001	T	2-2*	at ANA
10/11/1995	W	3-2	ANA	2/8/2002	W	4-1	at ANA
2/2/1996	W	4-3	at ANA	2/9/2003	L	1-2	at ANA
10/24/1996	W	4-1	ANA	2/23/2003	L	0-4	ANA
1/31/1997	L	6-3	at ANA	12/31/2003	L	1-3	ANA
12/30/1997	W	2-1	ANA	2/4/2004	L	2-3	at ANA
3/8/1998	W	3-1	at ANA	12/6/2005	W	6-2	at ANA
11/11/1998	L	4-5*	at ANA	12/29/2006	W	4-2	ANA
11/29/1998	W	3-1	ANA	10/19/2008	W	3-1	at ANA
1/7/2000	T	4-4*	ANA	11/30/2008	L	1-4	ANA



ATLANTA THRASHERS

2009-10 SCHEDULE

11/27/2009.....	at CAR.....	7 p.m.
1/16/2010.....	at CAR.....	8 p.m.
1/21/2010.....	at ATL.....	7 p.m.
3/7/2010.....	at ATL.....	5 p.m.
3/27/2010.....	at CAR.....	7 p.m.
3/29/2010.....	at ATL.....	7 p.m.

HURRICANES vs. ATLANTA

ALL-TIME:.....	GP: 56.....	35-14-6-1.....	GF: 185.....	GA: 159.....
at home:.....	GP: 28.....	17-8-3.....	GF: 90.....	GA: 81.....
on road:.....	GP: 28.....	18-6-3-1.....	GF: 95.....	GA: 78.....
in overtime:.....	GP: 13.....	6-2-5.....		

Ownership..... Atlanta Spirit, LLC
 Executive vice president/general manager..... Don Waddell
 Head coach..... John Anderson
 Assistant coaches..... Randy Cunneynworth, Todd Nelson, Steve Weeks
 Senior director of public relations..... Rob Koch
 Director, Thrashers media relations..... Brian Potter
 Media relations assistant..... Rob Tillotson
 General office..... (404) 878-3300

Inaugural season..... 1999-00
 Stanley Cup titles..... None
 Home ice..... Philips Arena (1999)
 Building capacity..... 18,545
 2008-09 record..... 35-41-6
 AHL affiliate..... Chicago Wolves

2008-09 SERIES RECAP

SEASON SERIES TIED: 3-3-0

At CAROLINA HURRICANES								Attend	Goaltenders	Winning Goal	At ATLANTA THRASHERS								Attend	Goaltenders	Winning Goal
31 Jan '09	Hurricanes	2	Thrashers	0	16,215	Ward-Lehtonen	Matt Cullen	28 Feb '09	Hurricanes	3	Thrashers	5	17,796	Ward-Lehtonen	Rich Peverley						
31 Dec '08	Hurricanes	3	Thrashers	1	18,137	Ward-Lehtonen	Sergei Samsonov	26 Dec '08	Hurricanes	5	Thrashers	4	16,012	Ward-Hedberg	Eric Staal						
09 Nov '08	Hurricanes	2	Thrashers	5	12,398	Ward-Hedberg	Jason Williams	14 Nov '08	Hurricanes	2	Thrashers	3	16,128	Ward-Hedberg	Vyacheslav Kozlov						

SERIES STATISTICS

HURRICANES SPECIALTY TEAMS			THRASHERS SPECIALTY TEAMS			HURRICANES LEADING SCORER							THRASHERS LEADING SCORER						
Power Play.....	5-24.....	20.8%	Power Play.....	7-23.....	30.4%		GP	G	A	TP	+/-	PM		GP	G	A	TP	+/-	PM
Penalty Killing.....	16-23.....	69.6%	Penalty Killing.....	19-24.....	79.2%	Eric Staal	6	3	4	7	2	4	Ilya Kovalchuk	6	4	4	8	1	0

GOALTENDING

HURRICANES	GP	Min	W-L-OT	SO	GA	SA	SV	GAA	SV%	THRASHERS	GP	Min	W-L-OT	SO	GA	SA	SV	GAA	SV%
Cam Ward	6	357	3-3-0	1	17	149	132	2.86	.886	Johan Hedberg	3	179	2-1-0	0	9	105	96	3.02	.914
										Kari Lehtonen	3	179	1-2-0	0	8	103	95	2.68	.922

ALL-TIME SEASON SERIES RECORDS

YEAR	OVERALL	HOME	ROAD	YEAR	OVERALL	HOME	ROAD	YEAR	OVERALL	HOME	ROAD
1999-00	5-0-0-0	3-0-0-0	2-0-0-0	2002-03	2-2-1-0	1-1-0-0	1-1-1-0	2006-07	4-3-1	1-2-1	3-1-0
2000-01	4-0-1-0	2-0-0-0	2-0-1-0	2003-04	4-1-0-1	2-1-0-0	2-0-0-1	2007-08	6-1-1	2-1-1	4-0-0
2001-02	3-0-2-0	2-0-1-0	1-0-1-0	2005-06	4-4-0	2-2-0	2-2-0	2008-09	3-3-0	2-1-0	1-2-0

ALL-TIME SEASON GAME RESULTS

12/18/1999	W	4-2	ATL	12/21/2001	W	5-4*	ATL	3/12/2004	W	4-2	ATL	11/1/2006	W	5-2	at ATL	3/19/2008	W	5-3	at ATL
1/1/2000	W	4-2	at ATL	4/7/2002	T	1-1*	ATL	3/15/2004	OTL	0-1*	at ATL	1/13/2007	OT	3-4**	ATL	3/28/2008	W	7-1	ATL
3/12/2000	W	5-1	ATL	4/14/2002	T	2-2*	at ATL	11/12/2005	L	0-9	ATL	2/20/2007	L	1-3	ATL	11/9/2008	L	2-5	ATL
4/8/2000	W	4-3	at ATL	10/11/2002	W	5-3	ATL	11/27/2005	L	2-5	ATL	2/24/2007	W	4-1	at ATL	11/14/2008	L	2-3	at ATL
4/9/2000	W	2-1	ATL	12/20/2002	W	3-2*	at ATL	11/29/2005	W	4-3*	at ATL	3/4/2007	L	1-3	at ATL	12/26/2008	W	5-4	at ATL
12/6/2000	W	5-3	at ATL	12/27/2002	L	3-5	ATL	1/4/2006	W	4-3	ATL	4/6/2007	L	1-4	ATL	12/31/2008	W	3-1	ATL
2/1/2001	W	3-1	at ATL	1/7/2003	T	3-3*	at ATL	1/26/2006	W	5-1	at ATL	11/10/2007	W	5-3	at ATL	1/31/2009	W	2-0	ATL
2/21/2001	W	6-3	ATL	3/26/2003	L	1-5	at ATL	1/28/2006	W	4-1	ATL	11/16/2007	L	0-3	ATL	2/28/2009	L	3-5	at ATL
2/27/2001	T	1-1*	at ATL	11/13/2003	W	5-1	ATL	4/1/2006	L	2-5	at ATL	1/2/2008	OT	4-5*	ATL				
4/6/2001	W	3-2	ATL	1/16/2004	W	4-3	at ATL	4/8/2006	L	2-5	at ATL	1/4/2008	W	4-3	at ATL				
10/13/2001	W	5-2	at ATL	1/18/2004	L	2-5	ATL	10/13/2006	W	4-3	at ATL	2/21/2008	W	5-3	ATL				
10/20/2001	W	2-1*	ATL	3/5/2004	W	3-2*	at ATL	10/25/2006	W	5-4*	ATL	3/5/2008	W	6-3	at ATL				



BOSTON BRUINS

2009-10 SCHEDULE

10/3/2009 at BOS 7 p.m.
1/24/2010 at CAR 5 p.m.
3/16/2010 at CAR 7 p.m.
4/10/2010 at BOS 1 p.m.

HURRICANES vs. BOSTON

ALL-TIME:	GP: 170 65-87-18 GF: 500 GA: 566
at home:	GP: 84 35-38-11 GF: 274 GA: 280
on road:	GP: 86 30-49-7 GF: 227 GA: 286
in overtime:	GP: 26 4-9-13		

Owner & Governor	Jeremy M. Jacobs
General manager	Peter Chiarelli
Head coach	Claude Julien
Assistant coaches	Doug Houda, Craig Ramsay, Geoff Ward
Goaltending coach	Bob Essensa
Director of communications	Matthew Chmura
Director of publications and information	Heidi Holland
General office	(617) 624-1900

Inaugural season	1924-25
Stanley Cup titles	5 (1929, 1939, 1941, 1970, 1972)
Home ice	TD Garden (1995)
Building capacity	17,565
2008-09 record	53-19-10
AHL affiliate	Providence Bruins

2008-09 SERIES RECAP

BRUINS WIN SEASON SERIES: 4-0-0

At CAROLINA HURRICANES	Attend	Goaltenders	Winning Goal
17 Feb '09 Hurricanes 1 Bruins 5	18,680	Ward-Thomas	Shane Hnidy
27 Dec '08 Hurricanes 2 Bruins 4	16,705	Ward-Thomas	Michael Ryder

SERIES STATISTICS

HURRICANES SPECIALTY TEAMS			BRUINS SPECIALTY TEAMS		
Power Play	1-15	6.7%	Power Play	3-12	25.0%
Penalty Killing	9-12	75.0%	Penalty Killing	14-15	93.3%

GOALTENDING

HURRICANES	GP	Min	W-L-OT	SO	GA	SA	SV	GAA	SV%
Michael Leighton	1	36	0-0-0	0	2	20	18	3.29	.900
Cam Ward	4	200	0-4-0	0	13	101	88	3.89	.871

At BOSTON BRUINS	Attend	Goaltenders	Winning Goal
10 Jan '09 Hurricanes 1 Bruins 5	17,565	Leighton/Ward-Thomas	Stephane Yelle
20 Dec '08 Hurricanes 2 Bruins 4	17,565	Ward-Fernandez	Shawn Thornton

HURRICANES LEADING SCORER

	GP	G	A	TP	+/-	PM
Ray Whitney	4	1	2	3	-3	0

BRUINS LEADING SCORER

	GP	G	A	TP	+/-	PM
David Krejci	4	3	4	7	7	0

BRUINS	GP	Min	W-L-OT	SO	GA	SA	SV	GAA	SV%
Tim Thomas	3	180	3-0-0	0	4	93	89	1.33	.957
Manny Fernandez	1	60	1-0-0	0	2	34	32	2.00	.941

ALL-TIME SEASON SERIES RECORDS

YEAR	OVERALL	HOME	ROAD	YEAR	OVERALL	HOME	ROAD	YEAR	OVERALL	HOME	ROAD
1979-80	1-2-1	1-1-0	0-1-1	1989-90	3-4-1	1-2-1	2-2-0	1999-00	2-2-0-0	0-2-0-0	2-0-0-0
1980-81	1-1-2	1-0-1	0-1-1	1990-91	2-5-1	1-2-1	1-3-0	2000-01	3-1-0-0	2-0-0-0	1-1-0-0
1981-82	2-4-2	2-1-1	0-3-1	1991-92	1-6-1	1-2-1	0-4-0	2001-02	2-2-0-0	0-2-0-0	2-0-0-0
1982-83	2-6-0	1-3-0	1-3-0	1992-93	1-6-0	1-2-0	0-4-0	2002-03	1-2-1-0	0-1-1-0	1-1-0-0
1983-84	2-5-1	2-2-0	0-3-1	1993-94	1-3-1	0-2-0	1-1-1	2003-04	2-1-1-0	0-1-1-0	2-0-0-0
1984-85	4-4-0	3-1-0	1-3-0	1994-95	1-3-0	1-1-0	0-2-0	2005-06	3-1-0	2-0-0	1-1-0
1985-86	3-4-1	2-1-1	1-3-0	1995-96	1-5-0	1-2-0	0-3-0	2006-07	3-0-1	1-0-1	2-0-0
1986-87	6-2-0	4-0-0	2-2-0	1996-97	4-1-1	2-1-0	2-0-1	2007-08	3-0-1	1-0-1	2-0-0
1987-88	3-4-1	2-1-1	1-3-0	1997-98	3-2-0	1-1-0	2-1-0	2008-09	0-4-0	0-2-0	0-2-0
1988-89	3-5-0	1-3-0	2-2-0	1998-99	2-2-1	1-2-0	1-0-1				

ALL-TIME SEASON GAME RESULTS

11/18/1979	L	4-5	at	BOS	12/19/1984	W	6-5	BOS	2/25/1989	L	1-9	BOS	3/30/1993	L	1-3	BOS	1/6/2000	W	7-3	at	BOS						
1/30/1980	W	8-2	BOS	1/26/1985	W	3-2	at	BOS	3/19/1989	W	3-2	at	BOS	11/17/1993	L	2-4	BOS	3/10/2000	L	3-5	BOS						
2/27/1980	L	3-6	BOS	1/27/1985	L	4-8	BOS	3/22/1989	W	4-2	BOS	12/12/1993	T	2-2*	at	BOS	11/24/2000	W	3-1	at	BOS						
3/9/1980	T	1-1	at	BOS	2/7/1985	L	5-7	at	BOS	4/2/1989	L	2-3	at	BOS	1/17/1994	L	3-5	at	BOS	12/16/2000	L	1-4	at	BOS			
12/17/1980	W	5-4	BOS	3/7/1985	L	0-4	at	BOS	10/28/1989	W	1-0	at	BOS	1/24/1994	L	1-2	BOS	1/18/2001	W	4-2	BOS						
12/20/1980	T	4-4	at	BOS	3/23/1985	W	5-2	BOS	11/15/1989	L	2-5	BOS	4/14/1994	W	3-2	at	BOS	2/18/2001	W	5-4	BOS						
2/4/1981	T	3-3	BOS	11/7/1985	L	1-2	at	BOS	12/7/1989	W	4-3	at	BOS	2/4/1995	L	4-5	at	BOS	1/2/2002	L	3-6	BOS					
3/15/1981	L	2-4	at	BOS	12/7/1985	W	7-2	BOS	12/20/1989	W	4-3	BOS	2/22/1995	W	3-2*	BOS	2/28/2002	W	6-2	at	BOS						
10/10/1981	T	1-1	BOS	12/19/1985	L	1-2	at	BOS	1/15/1990	L	1-4	at	BOS	3/5/1995	L	2-5	BOS	3/26/2002	L	2-3	BOS						
11/1/1981	L	1-4	at	BOS	1/27/1986	L	3-6	at	BOS	1/17/1990	T	5-5*	BOS	4/26/1995	L	0-1	at	BOS	3/30/2002	W	2-0	at	BOS				
11/19/1981	L	1-6	at	BOS	1/29/1986	L	4-5	BOS	3/11/1990	L	3-4	BOS	10/28/1995	L	0-3	at	BOS	11/21/2002	L	1-3	at	BOS					
12/26/1981	L	6-9	BOS	3/2/1986	W	4-1	BOS	3/29/1990	L	2-3	at	BOS	1/6/1996	L	2-5	at	BOS	1/4/2003	W	4-2	at	BOS					
1/16/1982	T	3-3	at	BOS	3/23/1986	T	5-5*	BOS	11/14/1990	W	3-1	BOS	2/14/1996	L	0-3	BOS	2/19/2003	T	1-1*	BOS							
1/30/1982	W	3-2	BOS	4/6/1986	W	4-3	at	BOS	11/23/1990	W	4-3	at	BOS	3/27/1996	L	5-6*	BOS	3/4/2003	L	2-4	BOS						
2/24/1982	W	4-3	BOS	10/12/1986	L	2-7	at	BOS	11/24/1990	L	3-4	BOS	4/11/1996	L	2-3	at	BOS	10/23/2003	W	2-0	at	BOS					
4/4/1982	L	2-7	at	BOS	12/18/1986	W	6-5	at	BOS	12/12/1990	L	1-5	BOS	4/13/1996	W	2-0	BOS	12/20/2003	W	2-1	at	BOS					
10/9/1982	L	4-5	BOS	12/23/1986	W	2-0	BOS	12/13/1990	L	2-8	at	BOS	10/31/1996	T	4-4*	at	BOS	2/21/2004	T	3-3*	BOS						
11/4/1982	W	5-2	at	BOS	1/14/1987	W	3-1	BOS	1/24/1991	L	0-3	at	BOS	11/6/1996	W	5-1	BOS	3/30/2004	L	2-3	BOS						
11/27/1982	L	0-8	at	BOS	1/15/1987	L	4-6	at	BOS	3/19/1991	T	1-1*	BOS	12/5/1996	W	4-2	at	BOS	10/26/2005	W	4-3*	BOS					
12/23/1982	L	1-5	BOS	1/29/1987	W	6-3	at	BOS	3/31/1991	L	3-7	at	BOS	1/2/1997	L	5-4*	BOS	2/5/2006	W	4-3**	at	BOS					
2/5/1983	L	4-7	at	BOS	2/25/1987	W	6-4	BOS	11/16/1991	L	4-5*	BOS	2/6/1997	W	5-3	at	BOS	3/1/2006	W	4-3	BOS						
2/27/1983	L	3-4	BOS	3/5/1987	W	10-2	BOS	12/1/1991	L	4-5	BOS	3/12/1997	W	6-3	BOS	3/18/2006	L	2-4	at	BOS							
3/26/1983	L	4-7	at	BOS	10/11/1987	L	2-5	at	BOS	12/26/1991	L	2-3	at	BOS	12/1/1997	W	3-1	BOS	11/24/2006	W	5-1	at	BOS				
3/27/1983	W	5-1	BOS	11/4/1987	T	2-2*	BOS	1/15/1992	L	3-4	BOS	12/6/1997	L	1-4	at	BOS	12/2/2006	W	5-2	BOS							
10/8/1983	W	4-3	BOS	11/14/1987	L	1-4	at	BOS	1/16/1992	L	3-4*	at	BOS	2/7/1998	W	3-1	at	BOS	2/3/2007	OT	3-4*	BOS					
10/9/1983	L	1-4	at	BOS	12/2/1987	L	3-5	BOS	1/25/1992	T	4-4*	BOS	4/6/1998	W	3-0	at	BOS	2/8/2007	W	5-2	at	BOS					
12/15/1983	L	2-4	at	BOS	1/11/1988	W	4-3	at	BOS	3/3/1992	W	4-0	BOS	4/13/1998	L	2-3	BOS	12/28/2007	W	4-3	BOS						
12/20/1983	L	2-7	BOS	2/23/1988	W	3-2	BOS	4/13/1992	L	3-6	at	BOS	10/31/1998	W	2-0	at	BOS	1/8/2008	W	1-0	at	BOS					
1/21/1984	L	0-2	BOS	2/25/1988	L	2-5	at	BOS	10/8/1992	L	2-3*	at	BOS	11/8/1998	L	2-5	BOS	2/12/2008	W	3-2	at	BOS					
3/3/1984	T	3-3*	at	BOS	4/2/1988	W	4-2	BOS	11/27/1992	L	4-5*	at	BOS	12/10/1998	L	2-3	BOS	2/19/2008	OT	2-3**	BOS						
3/4/1984	W	6-4	BOS	10/8/1988	L	2-6	BOS	11/28/1992	W	4-3*	BOS	1/31/1999	T	0-0*	at	BOS	12/20/2008	L	2-4	at	BOS						
3/29/1984	L	3-4	at	BOS	10/9/1988	L	1-3	at	BOS	12/26/1992	L	4-9	BOS	3/3/1999	W	2-1	BOS	12/27/2008	L	2-4	BOS						
10/13/1984	W	3-2*	BOS	11/3/1988	W	5-3	at	BOS	1/2/1993	L	2-3*	at	BOS	10/2/1999	W	3-1	at	BOS	1/10/2009	L	1-5	at	BOS				
10/14/1984	L	2-4	at	BOS	12/21/1988	L	3-4	BOS	3/22/1993	L	4-5	at	BOS	11/22/1999	L	1-2	BOS	2/17/2009	L	1-5	BOS						



BUFFALO SABRES

2009-10 SCHEDULE

11/28/2009.....	at BUF.....	7 p.m.
2/5/2010.....	at BUF.....	7:30 p.m.
2/11/2010.....	at CAR.....	7 p.m.
3/21/2010.....	at CAR.....	5 p.m.

HURRICANES vs. BUFFALO

ALL-TIME:.....	GP: 171.....	63-88-19-1.....	GF: 489.....	GA: 590.....
at home:.....	GP: 86.....	36-38-12.....	GF: 247.....	GA: 251.....
on road:.....	GP: 85.....	27-50-7-1.....	GF: 242.....	GA: 339.....
in overtime:.....	GP: 27.....	7-5-15.....		

Owner.....	B. Thomas Golisano
General manager.....	Darcy Regier
Head coach.....	Lindy Ruff
Associate coach.....	Brian McCutcheon
Assistant coach.....	James Patrick
Goaltender coach.....	Jim Corsi
Director of public relations.....	Michael Gilbert
Manager of publications & hockey information.....	Kevin Snow
Coordinator of media relations.....	Chris Bandura
General office.....	(716) 855-4100

Inaugural season.....	1970-71
Stanley Cup titles.....	None
Home ice.....	HSBC Arena (1996)
Building capacity.....	18,690
2008-09 record.....	41-32-9
AHL affiliate.....	Portland Pirates

2008-09 SERIES RECAP

SABRES WIN SEASON SERIES: 2-1-1 (HURRICANES: 2-2-0)

At CAROLINA HURRICANES	Attend	Goaltenders	Winning Goal
09 Apr '09 Hurricanes 1 Sabres 5	18,513	Leighton/Ward-Miller	Matt Ellis
26 Feb '09 Hurricanes 2 Sabres 1 (SO)	18,219	Ward-Lalime	Jussi Jokinen

SERIES STATISTICS

HURRICANES SPECIALTY TEAMS			SABRES SPECIALTY TEAMS		
Power Play.....	2-18.....	11.1%	Power Play.....	0-13.....	0.0%
Penalty Killing.....	13-13.....	100.0%	Penalty Killing.....	16-18.....	88.9%

GOALTENDING

HURRICANES	GP	Min	W-L-OT	SO	GA	SA	SV	GAA	SV%
Cam Ward	4	210	2-2-0	1	8	112	104	2.28	.929
Michael Leighton	1	30	0-0-0	0	1	12	11	2.01	.917

At BUFFALO SABRES	Attend	Goaltenders	Winning Goal
15 Feb '09 Hurricanes 3 Sabres 0	18,690	Ward-Lalime/Miller	Eric Staal
17 Jan '09 Hurricanes 1 Sabres 3	18,690	Ward-Miller	Teppo Numminen

HURRICANES LEADING SCORER						SABRES LEADING SCORER					
	GP	G	A	TP	+/-	PM		GP	G	A	TP
Eric Staal	4	2	3	5	1	0	Tim Connolly	4	2	2	4

SABRES	GP	Min	W-L-OT	SO	GA	SA	SV	GAA	SV%
Ryan Miller	3	140	2-1-0	0	4	82	78	1.72	.951
Patrick Lalime	2	105	0-0-1	0	2	61	59	1.14	.967

ALL-TIME SEASON SERIES RECORDS

YEAR	OVERALL	HOME	ROAD	YEAR	OVERALL	HOME	ROAD	YEAR	OVERALL	HOME	ROAD
1979-80	1-3-0	1-1-0	0-2-0	1989-90	2-6-0	1-3-0	1-3-0	1999-00	2-2-0-0	1-1-0-0	1-1-0-0
1980-81	1-2-1	0-2-0	1-0-1	1990-91	2-4-2	1-2-1	1-2-1	2000-01	2-2-0-0	2-0-0-0	0-2-0-0
1981-82	1-4-3	1-2-1	0-2-2	1991-92	4-2-2	3-0-1	1-2-1	2001-02	1-1-1-1	0-1-1-0	1-0-0-1
1982-83	2-5-1	1-3-0	1-2-1	1992-93	1-6-2	0-3-2	1-3-0	2002-03	2-2-0-0	1-1-0-0	1-1-0-0
1983-84	3-5-0	2-2-0	1-3-0	1993-94	1-3-1	0-2-1	1-1-0	2003-04	1-3-0-0	1-1-0-0	0-2-0-0
1984-85	0-5-3	0-2-2	0-3-1	1994-95	2-2-0	1-1-0	1-1-0	2005-06	3-1-0	1-1-0	2-0-0
1985-86	6-2-0	2-2-0	4-0-0	1995-96	2-3-0	2-0-0	0-3-0	2006-07	0-3-1	1-1-0	2-0-0
1986-87	4-4-0	3-1-0	1-3-0	1996-97	4-2-0	3-0-0	1-2-0	2007-08	2-2-0	2-0-0	0-2-0
1987-88	4-3-1	2-1-1	2-2-0	1997-98	1-4-1	1-1-1	0-3-0	2008-09	2-2-0	1-1-0	1-1-0
1988-89	5-3-0	2-2-0	3-1-0	1998-99	2-2-0	1-1-0	1-1-0				

ALL-TIME SEASON GAME RESULTS

10/17/1979 L 1-3 at BUF	1/8/1985 T 4-4* at BUF	3/16/1989 L 1-6 BUF	10/10/1993 W 3-2 at BUF	12/15/2000 W 5-3 BUF
11/21/1979 W 5-3 BUF	1/19/1985 L 0-2 BUF	3/28/1989 L 2-4 at BUF	10/23/1993 T 3-3* BUF	3/21/2001 W 1-0 BUF
12/22/1979 L 2-4 BUF	3/5/1985 L 3-6 at BUF	10/13/1989 L 1-4 at BUF	12/11/1993 L 0-3 BUF	3/24/2001 L 1-3 at BUF
3/6/1980 L 3-4 at BUF	3/30/1985 L 1-2 BUF	10/18/1989 W 2-1 BUF	2/16/1994 L 3-5 BUF	12/4/2001 L 2-4 BUF
10/12/1980 T 3-3 at BUF	4/2/1985 L 1-2 at BUF	11/8/1989 L 3-6 BUF	3/25/1994 L 3-6 at BUF	12/14/2001 OTL 2-3* at BUF
11/29/1980 L 2-5 BUF	10/10/1985 W 5-4 at BUF	11/26/1989 L 2-4 at BUF	2/25/1995 L 1-3 BUF	12/31/2001 W 5-4 at BUF
1/31/1981 L 3-5 BUF	11/1/1985 L 0-2 BUF	11/28/1989 L 2-4 BUF	4/4/1995 L 3-6 at BUF	1/29/2002 T 2-2* BUF
3/6/1981 W 5-3 at BUF	12/13/1985 W 6-4 at BUF	2/18/1990 W 6-4 at BUF	4/8/1995 W 4-2 BUF	11/7/2002 W 2-0 BUF
11/8/1981 T 2-2 at BUF	2/8/1986 L 2-4 BUF	2/23/1990 L 3-7 at BUF	4/18/1995 W 2-1 at BUF	1/3/2003 L 3-6 at BUF
12/4/1981 L 2-4 BUF	2/19/1986 W 6-4 at BUF	3/10/1990 L 0-5 BUF	12/1/1995 L 1-2 at BUF	3/12/2003 W 3-2* at BUF
12/20/1981 L 2-8 at BUF	3/5/1986 W 5-1 BUF	10/10/1990 W 4-3 BUF	1/24/1996 L 2-4 at BUF	3/29/2003 L 1-3 BUF
1/9/1982 L 2-3 BUF	3/7/1986 W 6-2 at BUF	10/28/1990 L 0-5 at BUF	2/17/1996 W 2-1* BUF	11/21/2003 L 0-5 at BUF
1/17/1982 L 1-7 at BUF	4/1/1986 W 5-3 BUF	12/7/1990 W 4-3* BUF	3/16/1996 W 2-1 BUF	12/26/2003 L 1-3 at BUF
3/3/1982 T 3-3 at BUF	10/24/1986 W 5-4 at BUF	12/18/1990 L 3-4* BUF	4/14/1996 L 1-4 at BUF	12/29/2003 W 2-1 BUF
3/6/1982 T 2-2 BUF	10/25/1986 W 3-2 BUF	2/23/1991 L 4-5 BUF	10/26/1996 L 6-3 at BUF	1/25/2004 L 2-4 BUF
3/18/1982 W 4-1 BUF	11/26/1986 W 3-0 BUF	2/24/1991 T 5-5* at BUF	11/9/1996 W 4-3* BUF	11/9/2005 W 5-3 at BUF
10/10/1982 T 4-4 at BUF	12/14/1986 L 3-4 at BUF	3/17/1991 L 1-6 at BUF	12/7/1996 W 6-4 BUF	2/12/2006 W 4-3** BUF
11/6/1982 L 2-5 BUF	12/17/1986 W 4-3 BUF	3/30/1991 T 5-5* BUF	12/26/1996 L 5-1 at BUF	3/22/2006 W 4-3 at BUF
11/24/1982 L 2-4 BUF	2/4/1987 L 1-3 BUF	10/19/1991 W 4-1 BUF	1/25/1997 W 5-1 at BUF	4/18/2006 L 0-4 BUF
12/12/1982 W 3-1 at BUF	2/22/1987 L 3-5 at BUF	10/27/1991 L 1-5 at BUF	4/7/1997 W 4-2 BUF	10/4/2006 OT 2-3** BUF
1/2/1983 L 4-8 at BUF	4/5/1987 L 0-6 at BUF	12/7/1991 T 6-6* BUF	10/15/1997 T 3-3* BUF	10/20/2006 L 4-5 at BUF
3/1/1983 L 5-6 BUF	10/21/1987 W 5-3 at BUF	12/13/1991 W 8-4 at BUF	10/31/1997 L 2-3* BUF	11/13/2006 L 4-7 BUF
3/23/1983 L 3-8 at BUF	10/28/1987 T 2-2* BUF	12/23/1991 W 4-3 BUF	12/12/1997 L 2-3* at BUF	12/28/2006 L 1-4 at BUF
3/29/1983 W 5-4 BUF	11/18/1987 W 9-1 BUF	2/11/1992 W 5-1 BUF	12/27/1997 W 4-1 BUF	10/24/2007 W 6-2 BUF
10/5/1983 L 3-5 at BUF	11/27/1987 W 4-2 at BUF	2/16/1992 L 4-5 at BUF	1/21/1998 L 1-2 at BUF	12/1/2007 L 1-8 at BUF
10/22/1983 L 2-5 BUF	12/5/1987 W 2-1 BUF	3/29/1992 T 2-2* at BUF	4/8/1998 L 1-3 at BUF	3/8/2008 W 4-3* BUF
12/17/1983 L 1-4 BUF	1/8/1988 L 1-3 at BUF	10/10/1992 L 2-5 BUF	12/19/1998 W 3-2 at BUF	3/14/2008 L 1-7 at BUF
12/21/1983 W 6-3 at BUF	2/27/1988 L 3-4 BUF	11/13/1992 L 2-8 at BUF	12/21/1998 L 1-4 BUF	1/17/2009 L 1-3 at BUF
2/19/1984 L 2-5 at BUF	3/31/1988 L 2-3 at BUF	12/11/1992 L 3-9 at BUF	2/15/1999 L 2-3 at BUF	2/15/2009 W 3-0 at BUF
2/23/1984 W 3-2 BUF	10/26/1988 W 7-1 at BUF	12/12/1992 T 1-1 BUF	3/8/1999 W 4-1 BUF	2/26/2009 W 2-1** BUF
3/11/1984 L 3-4* at BUF	12/2/1988 W 6-1 at BUF	1/6/1993 L 1-3 BUF	10/22/1999 L 3-7 at BUF	4/9/2009 L 1-5 BUF
3/27/1984 W 4-1 BUF	12/6/1988 W 9-0 BUF	2/3/1993 L 2-3 at BUF	1/22/2000 W 4-1 BUF	
11/2/1984 L 1-8 at BUF	1/4/1989 W 5-4* at BUF	2/17/1993 L 3-5 BUF	3/27/2000 L 1-5 BUF	
11/3/1984 T 4-4* BUF	1/31/1989 L 3-5 BUF	3/5/1993 W 4-2 at BUF	3/31/2000 W 3-1 at BUF	
12/12/1984 T 2-2* BUF	2/9/1989 W 5-2 BUF	3/13/1993 T 3-3* BUF	10/25/2000 L 1-4 at BUF	



CALGARY FLAMES

2009-10 SCHEDULE

2/3/2010..... at CGY 9 p.m.

HURRICANES vs. CALGARY

ALL-TIME: GP: 60 17-36-7 GF: 192 GA: 251
at home: GP: 30 11-14-5 GF: 100 GA: 108
on road: GP: 30 6-22-2 GF: 92 GA: 143
in overtime: GP: 8 0-3-5

Owner/Chairman N. Murray Edwards
General manager Darryl Sutter
Head coach Brent Sutter
Assistant coaches Ryan McGill, Dave Lowry, Rob Cookson
Goaltending coach Jamie McLennan
Vice president, communications Peter Hanlon
Manager, media relations Sean Kelso
General office (403) 777-2177

Inaugural season 1972-73 (Atlanta); 1980-81 (Calgary)
Stanley Cup titles 1 (1989)
Home ice Pengrowth Saddledome (1983)
Building capacity 19,289
2008-09 record 46-30-6
AHL affiliate Abbotsford Heat

2008-09 SERIES RECAP

HURRICANES WIN SEASON SERIES: 1-0-0

At CAROLINA HURRICANES
06 Mar '09 Hurricanes 6 Flames 1 18,108 Ward-McElhinney Sergei Samsonov

SERIES STATISTICS

HURRICANES SPECIALTY TEAMS		FLAMES SPECIALTY TEAMS	
Power Play.....3-7.....42.9%	Penalty Killing.....3-3.....100.0%	Power Play.....0-3.....0.0%	Penalty Killing.....4-7.....57.1%

GOALTENDING

HURRICANES	GP	Min	W-L-OT	SO	GA	SA	SV	GAA	SV%
Cam Ward	1	60	1-0-0	0	1	22	21	1.00	.955

At CALGARY FLAMES	Attend	Goaltenders	Winning Goal
None			

HURRICANES LEADING SCORER							FLAMES LEADING SCORER						
	GP	G	A	TP	+/-	PM		GP	G	A	TP	+/-	PM
Ray Whitney	1	3	0	3	0	0	Jarome Iginla	1	1	0	1	1	0

FLAMES	GP	Min	W-L-OT	SO	GA	SA	SV	GAA	SV%
Curtis McElhinney	1	60	0-1-0	0	6	34	28	6.00	.824

ALL-TIME SEASON SERIES RECORDS

YEAR	OVERALL	HOME	ROAD	YEAR	OVERALL	HOME	ROAD	YEAR	OVERALL	HOME	ROAD
1979-80	3-1-0	2-0-0	1-1-0	1989-90	0-2-1	0-0-1	0-2-0	1999-00	1-0-1-0	1-0-0-0	0-0-1-0
1980-81	1-3-0	0-2-0	1-1-0	1990-91	1-2-0	1-1-0	0-1-0	2000-01	0-1-0-0	0-0-0-0	0-1-0-0
1981-82	1-2-0	1-0-0	0-2-0	1991-92	1-1-0	0-1-0	1-0-0	2001-02	0-0-1-0	0-0-1-0	0-0-0-0
1982-83	0-1-2	0-0-2	0-1-0	1992-93	0-2-0	0-1-0	0-1-0	2002-03	1-0-0-0	0-0-0-0	1-0-0-0
1983-84	0-2-1	0-1-0	0-1-1	1993-94	0-2-0	0-1-0	0-1-0	2003-04	0-1-0-0	0-0-0-0	0-1-0-0
1984-85	0-3-0	0-2-0	0-1-0	1994-95	Did Not Play Western Conf Teams			2005-06	Did Not Play Northwest Div Teams		
1985-86	2-1-0	1-0-0	1-1-0	1995-96	0-2-0	0-1-0	0-1-0	2006-07	0-1-0	0-0-0	0-1-0
1986-87	1-2-0	1-1-0	0-1-0	1996-97	1-1-0	1-0-0	0-1-0	2007-08	0-1-0	0-1-0	0-0-0
1987-88	0-3-0	0-1-0	0-2-0	1997-98	1-0-1	0-0-1	1-0-0	2008-09	1-0-0	1-0-0	0-0-0
1988-89	1-2-0	1-1-0	0-1-0	1998-99	1-0-0	1-0-0	0-0-0				

ALL-TIME SEASON GAME RESULTS

11/25/1979	W	4-2	CGY (ATL)	11/20/1982	T	4-4	CGY	11/13/1986	L	3-4	at CGY	1/23/1991	W	5-4	CGY	11/13/1997	W	4-2	at CGY
1/28/1980	W	6-1	CGY (ATL)	3/20/1983	T	2-2	CGY	3/11/1987	L	1-6	CGY	2/9/1991	L	2-5	CGY	11/23/1997	T	3-3*	CGY
2/2/1980	L	3-5	at CGY (ATL)	1/13/1984	T	3-3*	at CGY	12/22/1987	L	5-6*	at CGY	11/6/1991	L	2-3	CGY	3/12/1999	W	2-1	CGY
2/23/1980	W	6-5	at CGY (ATL)	2/11/1984	L	3-6	CGY	1/27/1988	L	1-5	at CGY	3/16/1992	W	4-3	at CGY	10/11/1999	T	3-3*	at CGY
12/6/1980	W	5-3	at CGY	3/20/1984	L	1-4	at CGY	3/15/1988	L	6-8	CGY	11/11/1992	L	3-4	CGY	11/30/1999	W	4-3	CGY
1/23/1981	L	2-4	CGY	10/23/1984	L	4-9	at CGY	11/7/1988	L	3-6	at CGY	2/13/1993	L	3-4*	at CGY	12/9/2000	L	2-7	at CGY
2/27/1981	L	1-5	at CGY	1/15/1985	L	2-5	CGY	11/19/1988	L	2-5	CGY	11/3/1993	L	3-6	CGY	3/11/2002	T	3-3*	CGY
3/8/1981	L	4-5	CGY	2/6/1985	L	4-7*	CGY	12/10/1988	W	4-1	CGY	2/11/1994	L	1-4	at CGY	12/12/2002	W	4-3	at CGY
10/24/1981	L	3-7	at CGY	12/4/1985	L	5-8	at CGY	1/5/1990	L	4-6	at CGY	12/20/1995	L	2-3	CGY	12/11/2003	L	1-0	at CGY
1/27/1982	W	3-1	CGY	12/18/1985	W	4-3	CGY	1/19/1990	T	3-3*	CGY	1/10/1996	L	2-3*	at CGY	12/5/2006	L	0-3	at CGY
2/16/1982	L	2-7	at CGY	1/7/1986	W	9-1	at CGY	3/17/1990	L	4-5	at CGY	1/9/1997	L	3-2	at CGY	12/14/2007	L	3-4	CGY
10/21/1982	L	3-10	at CGY	10/11/1986	W	6-5	CGY	12/29/1990	L	2-8	at CGY	3/5/1997	W	2-0	CGY	3/6/2009	W	6-1	CGY



CHICAGO BLACKHAWKS

2009-10 SCHEDULE

1/30/2010.....at CAR.....7 p.m.

HURRICANES vs. CHICAGO

ALL-TIME:GP: 62.....26-28-8.....GF: 190.....GA: 215
at home:GP: 31.....15-12-4.....GF: 102.....GA: 96
on road:GP: 31.....11-16-4.....GF: 88.....GA: 119
in overtime:GP: 6.....2-1-3

Chairman W. Rockwell "Rocky" Wirtz
General manager Stan Bowman
Head coach Joel Quenneville
Assistant coaches John Torchetti, Mike Haviland
Goaltending coach Stephane Waite
Director, media relations Brandon Faber
Manager, media relations Adam Rogowin
Coordinator, media relations Paul Kennedy
General office (312) 455-7000

Inaugural season 1926-27
Stanley Cup titles 3 (1934, 1938, 1961)
Home ice United Center (1994)
Building capacity 20,500
2008-09 record 46-24-12
AHL affiliate Rockford Icehogs

2008-09 SERIES RECAP

BLACKHAWKS WIN SEASON SERIES: 1-0-0 (HURRICANES 0-0-1)

At CAROLINA HURRICANES Attend Goaltenders Winning Goal
None

SERIES STATISTICS

HURRICANES SPECIALTY TEAMS BLACKHAWKS SPECIALTY TEAMS
Power Play 1-4 25.0% Power Play 1-7 14.3%
Penalty Killing 6-7 85.7% Penalty Killing 3-4 75.0%

GOALTENDING

HURRICANES	GP	Min	W-L-OT	SO	GA	SA	SV	GAA	SV%
Cam Ward	1	64	0-0-1	0	2	41	39	1.87	.951

At CHICAGO BLACKHAWKS	Attend	Goaltenders	Winning Goal
11 Mar '09 Hurricanes 2 Blackhawks 3 (SO)	21,513	Ward-Huet	Kris Versteeg

HURRICANES LEADING SCORERS

	GP	G	A	TP	+/-	PM
Rod Brind'Amour	1	1	0	1	1	0
Tuomo Ruutu	1	1	0	1	-1	6
Patrick Eaves	1	0	1	1	1	2
Sergei Samsonov	1	0	1	1	1	0
Eric Staal	1	0	1	1	-1	2
Ray Whitney	1	0	1	1	0	0

BLACKHAWKS LEADING SCORERS

	GP	G	A	TP	+/-	PM
Troy Brouwer	1	1	0	1	0	2
Kris Versteeg	1	1	0	1	1	0
Cameron Barker	1	0	1	1	0	0
Patrick Kane	1	0	1	1	0	0
Duncan Keith	1	0	1	1	1	0


BLACKHAWKS	GP	Min	W-L-OT	SO	GA	SA	SV	GAA	SV%
Cristobal Huet	1	65	1-0-0	0	2	31	29	1.85	.935

ALL-TIME SEASON SERIES RECORDS

YEAR	OVERALL	HOME	ROAD	YEAR	OVERALL	HOME	ROAD	YEAR	OVERALL	HOME	ROAD
1979-80	1-1-2	1-1-0	0-0-2	1989-90	1-2-0	1-0-0	0-2-0	1999-00	1-0-0-0	1-0-0-0	0-0-0-0
1980-81	0-3-1	0-2-0	0-1-1	1990-91	1-1-1	1-0-1	0-1-0	2000-01	2-0-0-0	1-0-0-0	1-0-0-0
1981-82	1-1-1	0-0-1	1-1-0	1991-92	0-3-0	0-2-0	0-1-0	2001-02	1-0-0-0	0-0-0-0	1-0-0-0
1982-83	0-3-0	0-2-0	0-1-0	1992-93	0-2-0	0-1-0	0-1-0	2002-03	0-0-1-0	0-0-1-0	0-0-0-0
1983-84	2-1-0	1-0-0	1-1-0	1993-94	2-0-0	1-0-0	1-0-0	2003-04	1-0-0-0	0-0-0-0	1-0-0-0
1984-85	2-1-0	1-1-0	1-0-0	1994-95	Did Not Play Western Conf Teams			2005-06	1-0-0	1-0-0	0-0-0
1985-86	1-2-0	1-0-0	0-2-0	1995-96	1-1-0	1-0-0	0-1-0	2006-07	Did Not Play Central Div Teams		
1986-87	1-2-0	0-2-0	1-0-0	1996-97	0-1-1	0-0-1	0-1-0	2007-08	1-0-0	1-0-0	0-0-0
1987-88	2-1-0	1-0-0	1-1-0	1997-98	1-1-0	0-1-0	1-0-0	2008-09	0-0-1	0-0-0	0-0-1
1988-89	2-1-0	2-0-0	0-1-0	1998-99	1-1-0	1-0-0	0-1-0				

ALL-TIME SEASON GAME RESULTS

10/14/1979	T	3-3	at	CHI	2/19/1983	L	2-4	CHI	10/24/1987	W	5-3	CHI	11/10/1991	L	0-3	CHI	4/3/1999	L	1-2	at	CHI						
11/9/1979	L	2-4		CHI	10/30/1983	L	1-6	at	CHI	1/13/1988	L	1-2	at	CHI	3/28/1992	L	1-3	CHI	3/8/2000	W	4-1	CHI					
11/11/1979	T	5-5	at	CHI	11/12/1983	W	6-1	CHI	3/2/1988	W	2-1	at	CHI	1/23/1993	L	2-6	CHI	12/31/2000	W	2-1	CHI						
1/19/1980	W	5-3		CHI	2/5/1984	W	4-3	at	CHI	10/15/1988	W	7-5	CHI	3/28/1993	L	0-3	at	CHI	3/4/2001	W	6-3	at	CHI				
11/23/1980	L	3-11	at	CHI	10/28/1984	W	4-1	at	CHI	12/14/1988	L	3-4	at	CHI	10/14/1993	W	6-2	at	CHI	3/5/2002	W	2-1*	at	CHI			
1/17/1981	L	2-3		CHI	11/17/1984	L	0-7	CHI	4/1/1989	W	6-1	CHI	3/30/1994	W	3-2*	CHI	10/26/2002	T	3-3*	CHI							
2/7/1981	L	2-6		CHI	1/5/1985	W	4-3	CHI	11/12/1989	L	2-4	at	CHI	10/14/1995	W	3-2	CHI	3/17/2004	W	3-2	at	CHI					
2/15/1981	T	4-4	at	CHI	10/23/1985	L	2-9	at	CHI	12/30/1989	L	3-7	at	CHI	12/10/1995	L	1-4	at	CHI	12/13/2005	W	5-3	CHI				
10/31/1981	T	2-2		CHI	1/12/1986	L	2-4	at	CHI	1/27/1990	W	6-4	CHI	12/29/1996	L	4-3	at	CHI	3/12/2008	W	3-0	at	CHI				
12/13/1981	L	1-6	at	CHI	3/15/1986	W	11-4	CHI	11/6/1990	T	1-1*	CHI	2/26/1997	T	2-2*	CHI	3/11/2009	OT	2-3**	at	CHI						
1/25/1982	W	6-5	at	CHI	1/3/1987	L	2-3	CHI	2/10/1991	W	3-1	CHI	10/26/1997	W	3-2	at	CHI										
11/26/1982	L	3-4		CHI	2/17/1987	W	5-4	at	CHI	2/28/1991	L	3-6	at	CHI	1/14/1998	L	1-4	CHI									
1/23/1983	L	2-4	at	CHI	2/21/1987	L	3-6	CHI	10/26/1991	L	2-4	CHI	10/28/1998	W	2-0	CHI											



COLORADO AVALANCHE

2009-10 SCHEDULE

10/23/2009 at COL 9 p.m.
1/8/2010 at CAR 7 p.m.

HURRICANES vs. COLORADO

ALL-TIME: GP: 130 42-66-21-1 GF: 405 GA: 500
at home: GP: 64 25-26-12-1 GF: 212 GA: 221
on road: GP: 66 17-40-9 GF: 193 GA: 279
in overtime: GP: 20 2-2-16

Owner/Governor E. Stanley Kroenke
General manager Greg Sherman
Head coach Joe Sacco
Assistant coaches Sylvain Lefebvre, Steve Konowalchuk
Video/development coach Adam Deadmarsh
Senior vice president, communications & business operations Jean Martineau
Director of communications Damen Zier
General office (303) 405-1100

Inaugural season 1979-80 (Quebec); 1995-96 (Colorado)
Stanley Cup titles 2 (1996, 2001)
Home ice Pepsi Center (1999)
Building capacity 18,007
2008-09 record 32-45-5
AHL affiliate Lake Erie Monsters

2008-09 SERIES RECAP

HURRICANES WIN SEASON SERIES: 1-0-0

At CAROLINA HURRICANES Attend Goaltenders Winning Goal
22 Feb '09 Hurricanes 5 Avalanche 2 18,680 Ward-Raycroft Joni Pitkanen

SERIES STATISTICS

HURRICANES SPECIALTY TEAMS			AVALANCHE SPECIALTY TEAMS		
Power Play.....	0-8.....	0.0%	Power Play.....	0-3.....	0.0%
Penalty Killing.....	3-3.....	100.0%	Penalty Killing.....	8-8.....	100.0%

At COLORADO AVALANCHE Attend Goaltenders Winning Goal
None

HURRICANES LEADING SCORER

	GP	G	A	TP	+/-	PM
Matt Cullen	1	3	0	3	3	0

AVALANCHE LEADING SCORERS

	GP	G	A	TP	+/-	PM
Darcy Tucker	1	1	0	1	0	4
Wojtek Wolski	1	1	0	1	0	2
Brett Clark	1	0	1	1	0	0
Chris Stewart	1	0	1	1	-1	5

GOALTENDING

HURRICANES	GP	Min	W-L-OT	SO	GA	SA	SV	GAA	SV%
Cam Ward	1	60	1-0-0	0	2	19	17	2.01	.895

AVALANCHE	GP	Min	W-L-OT	SO	GA	SA	SV	GAA	SV%
Andrew Raycroft	1	59	0-1-0	0	4	38	34	4.08	.895

ALL-TIME SEASON SERIES RECORDS

YEAR	OVERALL	HOME	ROAD	YEAR	OVERALL	HOME	ROAD	YEAR	OVERALL	HOME	ROAD
1979-80	1-1-2	1-0-1	0-1-1	1989-90	6-1-1	3-1-0	3-0-1	1999-00	0-2-0-0	0-1-0-0	0-1-0-0
1980-81	2-2-0	2-0-0	0-2-0	1990-91	1-3-4	0-2-2	1-1-2	2000-01	0-1-1-0	0-0-1-0	0-1-0-0
1981-82	2-3-3	1-0-3	1-3-0	1991-92	3-5-0	3-1-0	0-4-0	2001-02	0-1-0-0	0-0-0-0	0-1-0-0
1982-83	2-6-0	2-2-0	0-4-0	1992-93	3-3-1	1-1-1	2-2-0	2002-03	0-0-0-1	0-0-0-1	0-0-0-0
1983-84	1-3-4	0-1-3	1-2-1	1993-94	1-4-0	0-2-0	1-2-0	2003-04	0-1-0-0	0-0-0-0	0-1-0-0
1984-85	3-5-0	2-2-0	1-3-0	1994-95	1-3-0	1-1-0	0-2-0	2005-06	Did Not Play Northwest Div Teams		
1985-86	4-4-0	2-2-0	2-2-0	1995-96	2-0-0	1-0-0	1-0-0	2006-07	0-1-0	0-0-0	0-1-0
1986-87	3-3-2	3-0-1	0-3-1	1996-97	0-1-1	0-1-0	0-0-1	2007-08	0-1-0	0-1-0	0-0-0
1987-88	2-6-0	0-4-0	2-2-0	1997-98	0-1-1	0-1-0	0-0-1	2008-09	1-0-0	1-0-0	0-0-0
1988-89	4-3-1	2-2-0	2-1-1	1998-99	0-2-0	0-1-0	0-1-0				

ALL-TIME SEASON GAME RESULTS

10/24/1979	T	2-2	at COL (QUE)	11/19/1983	T	4-4*	at COL (QUE)	1/23/1987	W	3-2	COL (QUE)	3/21/1990	W	4-1	COL (QUE)	1/29/1994	L	2-3	COL (QUE)
11/24/1979	T	4-4	COL (QUE)	12/27/1983	L	3-7	at COL (QUE)	1/27/1987	L	2-4	at COL (QUE)	3/31/1990	W	3-2	at COL (QUE)	2/1/1994	W	2-1	at COL (QUE)
2/26/1980	L	5-9	at COL (QUE)	1/28/1984	L	0-3	at COL (QUE)	2/28/1987	W	2-1	COL (QUE)	10/4/1990	T	3-3*	COL (QUE)	3/17/1994	L	1-4	at COL (QUE)
4/4/1980	W	9-2	COL (QUE)	1/29/1984	T	5-5*	COL (QUE)	3/10/1987	L	4-6	at COL (QUE)	10/16/1990	T	1-1*	at COL (QUE)	4/7/1994	L	2-5	at COL (QUE)
10/25/1980	W	4-2	COL (QUE)	3/24/1984	W	3-2*	at COL (QUE)	10/8/1987	L	1-5	COL (QUE)	11/21/1990	T	4-4*	COL (QUE)	2/5/1995	L	1-3	at COL (QUE)
12/21/1980	L	5-6	at COL (QUE)	3/25/1984	T	6-6*	COL (QUE)	11/1/1987	W	5-1	at COL (QUE)	11/28/1990	L	3-4	COL (QUE)	2/8/1995	L	2-3	COL (QUE)
2/2/1981	L	2-4	at COL (QUE)	10/31/1984	L	3-5	COL (QUE)	11/7/1987	L	3-5	COL (QUE)	12/26/1990	W	4-1	at COL (QUE)	3/9/1995	W	2-1	COL (QUE)
4/1/1981	W	5-4	COL (QUE)	11/10/1984	W	1-0	at COL (QUE)	12/8/1987	W	5-4	at COL (QUE)	3/2/1991	T	3-3*	at COL (QUE)	5/3/1995	L	1-4	at COL (QUE)
10/6/1981	L	5-6	at COL (QUE)	12/1/1984	L	4-8	at COL (QUE)	12/26/1987	L	2-4	COL (QUE)	3/10/1991	L	1-2	COL (QUE)	12/15/1995	W	4-2	COL
11/21/1981	L	3-7	at COL (QUE)	1/2/1985	L	3-7	at COL (QUE)	12/27/1987	L	3-5	at COL (QUE)	3/23/1991	L	3-7	at COL (QUE)	2/9/1996	W	3-2*	at COL
11/25/1981	T	3-3	COL (QUE)	2/10/1985	L	4-10	COL (QUE)	3/8/1988	L	4-6	at COL (QUE)	10/5/1991	L	2-4	at COL (QUE)	11/16/1996	T	4-4*	at COL
1/11/1982	L	2-6	at COL (QUE)	3/24/1985	W	2-1	COL (QUE)	3/13/1988	L	1-4	COL (QUE)	11/12/1991	W	5-4	COL (QUE)	3/25/1997	L	4-0	COL
1/20/1982	W	4-2	COL (QUE)	4/6/1985	W	2-1	COL (QUE)	10/6/1988	L	2-5	COL (QUE)	11/25/1991	L	2-5	at COL (QUE)	10/24/1997	T	3-3*	at COL
1/31/1982	T	4-4	COL (QUE)	4/7/1985	L	1-4	at COL (QUE)	11/23/1988	W	4-3	COL (QUE)	12/28/1991	L	1-4	at COL (QUE)	11/29/1997	L	2-3	COL
3/16/1982	W	7-5	at COL (QUE)	10/15/1985	L	1-4	at COL (QUE)	11/26/1988	W	4-2	at COL (QUE)	1/2/1992	W	4-1	COL (QUE)	11/2/1998	L	2-3	COL
3/24/1982	T	3-3	COL (QUE)	10/30/1985	W	6-4	COL (QUE)	12/28/1988	T	4-4*	at COL (QUE)	2/22/1992	W	4-0	COL (QUE)	3/18/1999	L	2-3	at COL
11/10/1982	W	7-5	COL (QUE)	11/9/1985	W	4-3	at COL (QUE)	1/23/1989	W	5-0	at COL (QUE)	3/5/1992	L	4-10	COL (QUE)	12/4/1999	L	1-3	at COL
12/28/1982	L	1-4	at COL (QUE)	12/31/1985	L	1-5	at COL (QUE)	1/28/1989	L	2-3*	at COL (QUE)	3/9/1992	L	0-2	at COL (QUE)	12/20/1999	L	2-4	COL
1/27/1983	W	5-2	COL (QUE)	1/2/1986	L	2-3	COL (QUE)	2/23/1989	W	4-2	COL (QUE)	11/3/1992	T	3-3*	COL (QUE)	11/3/2000	L	3-5	at COL
2/1/1983	L	3-12	at COL (QUE)	1/17/1986	W	11-6	COL (QUE)	3/23/1989	L	3-6	at COL (QUE)	11/21/1992	L	2-8	at COL (QUE)	1/6/2001	T	2-2*	COL
3/5/1983	L	3-10	at COL (QUE)	1/18/1986	W	5-2	at COL (QUE)	10/6/1989	W	9-6	at COL (QUE)	12/31/1992	L	2-6	COL (QUE)	10/23/2001	L	1-5	at COL
3/6/1983	L	3-7	COL (QUE)	3/8/1986	L	3-6	COL (QUE)	10/25/1989	W	2-0	COL (QUE)	1/9/1993	W	4-2	COL (QUE)	1/13/2003	OTL	2-3*	COL
4/2/1983	L	4-5	COL (QUE)	11/1/1986	T	2-2*	COL (QUE)	11/22/1989	L	2-4	COL (QUE)	2/27/1993	W	5-3	at COL (QUE)	2/3/2004	L	1-3	at COL
4/3/1983	L	5-6	at COL (QUE)	11/2/1986	T	3-3*	at COL (QUE)	12/26/1989	T	3-3*	at COL (QUE)	3/8/1993	W	4-2	at COL (QUE)	12/11/2006	L	2-5	at COL
10/13/1983	T	4-4*	COL (QUE)	12/1/1986	L	1-4	at COL (QUE)	2/3/1990	W	5-1	at COL (QUE)	4/10/1993	L	3-6	at COL (QUE)	1/12/2008	L	4-5	COL
11/17/1983	L	2-4	COL (QUE)	12/3/1986	W	2-1	COL (QUE)	2/21/1990	W	3-2	COL (QUE)	10/20/1993	L	2-5	COL (QUE)	2/22/2009	W	5-2	COL



COLUMBUS BLUE JACKETS

2009-10 SCHEDULE

11/7/2009 at CBJ 7 p.m.

HURRICANES vs. COLUMBUS

ALL-TIME: GP: 10 6-4-0 GF: 26 GA: 27
 at home: GP: 6 4-2-0 GF: 16 GA: 17
 on road: GP: 4 2-2-0 GF: 10 GA: 10
 in overtime: GP: 0 0-0-0

Majority Owner/Governor John P. McConnell
 General manager Scott Howson
 Head coach Ken Hitchcock
 Assistant coaches Gary Agnew, Gord Murphy, Claude Noel
 Goaltending coach Dave Rook
 Vice president of public relations Todd Sharrock
 Director of communications Karen Davis
 Manager of communications Ryan Holtmann
 General office (614) 246-4625

Inaugural season 2000-01
 Stanley Cup titles None
 Home ice Nationwide Arena (2000)
 Building capacity 18,136
 2008-09 record 41-31-10
 AHL affiliate Syracuse Crunch

SERIES RECORDS

Winning streak 4 3/7/2001-3/10/2003
 Losing streak 2 12/29/2007-2/14/2009
 Unbeaten streak 4 3/7/2001-3/10/2003
 Goals scored 6 3/10/2003 (W, 6-5)
 Goals allowed 5 (2x) Last: 2/14/2009 (L, 1-5)
 Goals, both teams 11 3/10/2003 (W, 6-5)
 Current CAR streak 2 losses
 Current CBJ streak 2 wins

LAST TRANSACTION

2/23/2007 CAR acquired Anson Carter in exchange for CAR's fifth-round pick in 2008 (135th overall - Thomas Kubalik)

2008-09 SERIES RECAP

BLUE JACKETS WIN SEASON SERIES: 1-0-0

At CAROLINA HURRICANES Attend Goaltenders Winning Goal
 14 Feb '09 Hurricanes 1 Blue Jackets 5 18,680 Ward-Mason Kristian Huselius

At COLUMBUS BLUE JACKETS Attend Goaltenders Winning Goal
 None

SERIES STATISTICS

HURRICANES SPECIALTY TEAMS BLUE JACKETS SPECIALTY TEAMS
 Power Play 0-3 0.0% Power Play 2-4 50.0%
 Penalty Killing 2-4 50.0% Penalty Killing 3-3 100.0%

HURRICANES LEADING SCORER BLUE JACKETS LEADING SCORERS
 GP G A TP +/- PM Dennis Seidenberg 1 1 0 1 0 0 Kristian Huselius 1 2 1 3 1 0
 Rick Nash 1 0 3 3 1 2

GOALTENDING

HURRICANES GP Min W-L-OT SO GA SA SV GAA SV% BLUE JACKETS GP Min W-L-OT SO GA SA SV GAA SV%
 Cam Ward 1 60 0-1-0 0 4 19 15 4.01 .789 Steve Mason 1 60 1-0-0 0 1 27 26 1.00 .963

ALL-TIME SEASON SERIES RECORDS

YEAR	OVERALL	HOME	ROAD	YEAR	OVERALL	HOME	ROAD	YEAR	OVERALL	HOME	ROAD
2000-01	1-1-0-0	1-0-0-0	0-1-0-0	2003-04	1-1-0-0	0-1-0-0	1-0-0-0	2007-08	0-1-0	0-0-0	0-1-0
2001-02	1-0-0-0	1-0-0-0	0-0-0-0	2005-06	1-0-0	1-0-0	0-0-0	2008-09	0-1-0	0-1-0	0-0-0
2002-03	2-0-0-0	1-0-0-0	1-0-0-0	2006-07	Did Not Play Central Div Teams						

ALL-TIME SEASON GAME RESULTS

12/29/2000 L 1-3 at CBJ 3/2/2004 L 0-3 CBJ
 3/7/2001 W 2-1 CBJ 3/8/2004 W 4-1 at CBJ
 11/19/2001 W 5-2 CBJ 12/15/2005 W 2-1 CBJ
 11/30/2002 W 4-2 at CBJ 12/29/2007 L 1-4 at CBJ
 3/10/2003 W 6-5 CBJ 2/14/2009 L 1-5 CBJ



DALLAS STARS

2009-10 SCHEDULE

11/23/2009..... at DAL..... 8:30 p.m.
12/16/2009..... at CAR..... 7 p.m.

HURRICANES vs. DALLAS

ALL-TIME: GP: 64 24-32-7-1 GF: 198 GA: 236
at home: GP: 33 14-15-4 GF: 106 GA: 114
on road: GP: 31 10-17-3-1 GF: 92 GA: 122
in overtime: GP: 10 2-2-6

Chairman of the Board & Owner..... Thomas O. Hicks
General manager..... Joe Nieuwendyk
Head coach..... Marc Crawford
Assistant coach..... Stu Barnes
Goaltending consultant..... Andy Moog
Assistant vice president, communications..... Rob Scichili
Director, media relations..... Jason Rademan
Manager, communications and publications..... Erin Chenderlin
General office..... (214) 387-5500

Inaugural season 1967-68 (Minnesota); 1993-94 (Dallas)
Stanley Cup titles 1 (1999)
Home ice American Airlines Center (2001)
Building capacity 18,532
2008-09 record 36-35-11
AHL affiliate..... Texas Stars

2008-09 SERIES RECAP

STARS WIN SEASON SERIES: 1-0-0

At CAROLINA HURRICANES Attend Goaltenders Winning Goal
None

At DALLAS STARS Attend Goaltenders Winning Goal
12 Mar '09 Hurricanes 2 Stars 3 16,788 Ward-Turco Brendan Morrison

SERIES STATISTICS

HURRICANES SPECIALTY TEAMS		STARS SPECIALTY TEAMS	
Power Play..... 1-4 25.0%	Penalty Killing..... 3-3 100.0%	Power Play..... 0-3 0.0%	Penalty Killing..... 3-4 75.0%

HURRICANES LEADING SCORER

	GP	G	A	TP	+/-	PM
Rod Brind'Amour	1	1	1	2	1	0

STARS LEADING SCORERS

	GP	G	A	TP	+/-	PM
Steve Begin	1	1	0	1	1	2
Brendan Morrison	1	1	0	1	1	0
Mike Ribeiro	1	1	0	1	0	0
Chris Conner	1	0	1	1	1	0
Loui Eriksson	1	0	1	1	1	0
Nicklas Grossman	1	0	1	1	2	2
Mike Modano	1	0	1	1	0	0
Matt Niskanen	1	0	1	1	1	0

GOALTENDING

HURRICANES	GP	Min	W-L-OT	SO	GA	SA	SV	GAA	SV%
Cam Ward	1	59	0-1-0	0	3	31	28	3.06	.903

STARS	GP	Min	W-L-OT	SO	GA	SA	SV	GAA	SV%
Marty Turco	1	60	1-0-0	0	2	31	29	2.01	.935

ALL-TIME SEASON SERIES RECORDS

YEAR	OVERALL	HOME	ROAD	YEAR	OVERALL	HOME	ROAD	YEAR	OVERALL	HOME	ROAD
1979-80	0-4-0	0-2-0	0-2-0	1989-90	2-1-0	1-1-0	1-0-0	1999-00	1-1-0-0	1-0-0-0	0-1-0-0
1980-81	1-3-0	1-1-0	0-2-0	1990-91	1-2-0	0-1-0	1-1-0	2000-01	1-0-0-0	1-0-0-0	0-0-0-0
1981-82	1-2-0	1-1-0	0-1-0	1991-92	1-1-1	0-1-1	1-0-0	2001-02	1-0-1-0	1-0-0-0	0-0-1-0
1982-83	0-2-1	0-1-0	0-1-1	1992-93	1-0-1	0-0-1	1-0-0	2002-03	1-0-0-1	1-0-0-0	0-0-0-1
1983-84	3-0-0	2-0-0	1-0-0	1993-94	0-1-1	0-0-1	0-1-0	2003-04	0-1-0-0	0-1-0-0	0-0-0-0
1984-85	1-2-0	0-1-0	1-1-	1994-95	Did Not Play Western Conf Teams			2005-06	0-0-1	0-0-0	0-0-1
1985-86	1-2-0	1-1-0	0-1-0	1995-96	1-1-0	0-1-0	1-0-0	2006-07	1-0-0	1-0-0	0-0-0
1986-87	1-2-0	1-0-0	0-2-0	1996-97	0-2-0	0-1-0	0-1-0	2007-08	Did Not Play Pacific Div Teams		
1987-88	3-0-0	2-0-0	1-0-0	1997-98	0-2-0	0-1-0	0-1-0	2008-09	0-1-0	0-0-0	0-1-0
1988-89	2-1-0	0-1-0	2-0-0	1998-99	0-1-1	0-0-1	0-1-0				

ALL-TIME SEASON GAME RESULTS

10/11/1979	L	1-4	at DAL (MIN)	1/22/1983	L	2-7	at DAL (MIN)	1/19/1988	W	6-3	at DAL (MIN)	2/9/1992	T	4-4*	DAL (MIN)	3/21/1999	L	2-3*	at DAL
1/9/1980	L	2-6	at DAL (MIN)	11/8/1983	W	6-4	DAL (MIN)	1/23/1988	W	5-0	DAL (MIN)	2/29/1992	W	5-4*	at DAL (MIN)	11/20/1999	W	1-0	DAL
2/10/1980	L	2-6	DAL (MIN)	12/23/1983	W	5-3	DAL (MIN)	3/26/1988	W	8-1	DAL (MIN)	1/3/1993	T	6-6*	DAL (MIN)	12/8/1999	L	1-2	at DAL
3/16/1980	L	1-6	DAL (MIN)	1/10/1984	W	6-3	at DAL (MIN)	11/12/1988	W	3-1	at DAL (MIN)	3/27/1993	W	2-1	at DAL (MIN)	10/10/2000	W	5-2	DAL
10/11/1980	L	3-9	at DAL (MIN)	10/27/1984	W	5-3	at DAL (MIN)	12/3/1988	L	2-4	DAL (MIN)	10/27/1993	L	1-5	at DAL	10/7/2001	W	3-0	DAL
11/12/1980	L	1-5	DAL (MIN)	11/28/1984	L	2-4	DAL (MIN)	2/18/1989	W	4-3	at DAL (MIN)	3/12/1994	T	2-2*	DAL	11/21/2001	T	4-4*	at DAL
2/14/1981	L	4-7	at DAL (MIN)	1/12/1985	L	4-5	at DAL (MIN)	10/7/1989	L	4-6	DAL (MIN)	2/11/1996	W	5-3	at DAL	12/22/2002	W	1-0	DAL
2/25/1981	W	3-2	DAL (MIN)	11/13/1985	W	5-2	DAL (MIN)	12/23/1989	W	4-3	DAL (MIN)	2/25/1996	L	2-6	DAL	2/11/2003	OTL	1-2*	at DAL
11/7/1981	W	4-2	DAL (MIN)	2/15/1986	L	1-4	at DAL (MIN)	2/7/1990	W	5-3	at DAL (MIN)	12/20/1996	L	4-1	DAL	12/22/2003	L	1-3	DAL
2/22/1982	L	7-8	at DAL (MIN)	2/26/1986	L	2-5	DAL (MIN)	10/24/1990	L	0-3	at DAL (MIN)	3/21/1997	L	2-0	at DAL	12/2/2005	OT	4-5**	at DAL
3/28/1982	L	2-5	DAL (MIN)	12/31/1986	L	2-5	at DAL (MIN)	11/10/1990	W	3-2	at DAL (MIN)	1/3/1998	L	1-6	DAL	11/18/2006	W	5-4	DAL
11/2/1982	L	6-7	DAL (MIN)	1/10/1987	L	3-4	at DAL (MIN)	12/23/1990	L	2-5	DAL (MIN)	3/20/1998	L	1-6	at DAL	3/12/2009	L	2-3	at DAL
12/14/1982	T	3-3	at DAL (MIN)	3/21/1987	W	5-1	DAL (MIN)	1/28/1992	L	3-4	DAL (MIN)	10/15/1998	T	2-2*	DAL				



DETROIT RED WINGS

2009-10 SCHEDULE

1/14/2010at DET7:30 p.m.

HURRICANES vs. DETROIT

ALL-TIME: GP: 64 25-30-8-1 GF: 196 GA: 215
 at home: GP: 32 18-13-1 GF: 108 GA: 91
 on road: GP: 32 7-17-7-1 GF: 88 GA: 124
 in overtime: GP: 7 1-2-4

Owner/Governor Mike Ilitch
 Executive vice president/General manager Ken Holland
 Head coach Mike Babcock
 Assistant coaches Paul MacLean, Brad McCrimmon
 Goaltending coach Jim Bedard
 Senior director of communications John Hahn
 Media relations manager Todd Beam
 Public relations coordinator Lisa Hickok
 General office (313) 394-7000

Inaugural season 1926-27
 Stanley Cup titles 11 (1936, 1937, 1943, 1950, 1952, 1954, 1955, 1997, 1998, 2002, 2008)
 Home ice Joe Louis Arena (1979)
 Building capacity 20,066
 2008-09 record 51-21-10
 AHL affiliate Grand Rapids Griffins

2008-09 SERIES RECAP

RED WINGS WIN SEASON SERIES: 1-0-0

At CAROLINA HURRICANES Attend Goaltenders Winning Goal
 13 Oct '08 Hurricanes 1 Red Wings 3 18,680 Ward-Conklin Tomas Holmstrom

SERIES STATISTICS

HURRICANES SPECIALTY TEAMS RED WINGS SPECIALTY TEAMS
 Power Play 0-4 0.0% Power Play 2-6 33.3%
 Penalty Killing 4-6 66.7% Penalty Killing 4-4 100.0%

GOALTENDING

HURRICANES GP Min W-L-OT SO GA SA SV GAA SV%
 Cam Ward 1 59 0-1-0 0 2 35 33 2.03 .943

At DETROIT RED WINGS Attend Goaltenders Winning Goal
 None

HURRICANES LEADING SCORERS RED WINGS LEADING SCORER
 GP G A TP +/- PM
 Joe Corvo 1 1 0 1 0 0 Brian Rafalski 1 0 2 2 1 0
 Frantisek Kaberle 1 0 1 1 1 0
 Ray Whitney 1 0 1 1 0 4

RED WINGS GP Min W-L-OT SO GA SA SV GAA SV%
 Ty Conklin 1 60 1-0-0 0 1 28 27 1.00 .964

ALL-TIME SEASON SERIES RECORDS

YEAR	OVERALL	HOME	ROAD	YEAR	OVERALL	HOME	ROAD	YEAR	OVERALL	HOME	ROAD
1979-80	2-1-1	1-1-0	1-0-1	1989-90	2-0-1	0-0-1	2-0-0	1999-00	0-2-0-0	0-1-0-0	0-1-0-0
1980-81	2-0-2	2-0-0	0-0-2	1990-91	2-1-0	2-0-0	0-1-0	2000-01	0-0-0-1	0-0-0-0	0-0-0-1
1981-82	2-0-1	1-0-0	1-0-1	1991-92	0-2-0	0-1-0	0-1-0	2001-02	0-2-0-0	0-1-0-0	0-1-0-0
1982-83	0-3-0	0-2-0	0-1-0	1992-93	0-2-0	0-1-0	0-1-0	2002-03	1-0-0-0	1-0-0-0	0-0-0-0
1983-84	1-1-1	1-0-0	0-1-1	1993-94	1-2-0	1-0-0	0-2-0	2003-04	0-1-1-0	0-1-0-0	0-0-1-0
1984-85	2-1-0	2-0-0	0-1-0	1994-95	Did Not Play Western Conf Teams			2005-06	1-0-0	1-0-0	0-0-0
1985-86	2-1-0	1-0-0	1-1-0	1995-96	0-2-0	0-1-0	0-1-0	2006-07	Did Not Play Central Div Teams		
1986-87	1-1-1	1-1-0	0-0-1	1996-97	0-2-0	0-1-0	0-1-0	2007-08	0-1-0	0-0-0	0-1-0
1987-88	2-1-0	1-0-0	1-1-0	1997-98	1-1-0	1-0-0	0-1-0	2008-09	0-1-0	0-1-0	0-0-0
1988-89	2-1-0	1-1-0	1-0-0	1998-99	1-1-0	1-0-0	0-1-0				

ALL-TIME SEASON GAME RESULTS

1/6/1980 L 1-2 DET	2/20/1983 L 2-7 at DET	11/6/1987 L 1-3 at DET	2/23/1992 L 0-4 DET	1/21/1999 L 1-4 at DET
1/12/1980 W 6-4 at DET	1/3/1984 L 1-7 at DET	1/24/1988 W 2-1* DET	11/6/1992 L 2-5 at DET	11/5/1999 L 2-3 at DET
3/12/1980 T 4-4 at DET	2/1/1984 T 6-6* at DET	3/24/1988 W 3-2 at DET	11/14/1992 L 0-2 DET	12/22/1999 L 1-4 DET
4/6/1980 W 5-3 DET	2/7/1984 W 4-1 DET	11/16/1988 L 3-4 DET	12/1/1993 W 5-3 DET	2/14/2001 OTL 3-4* at DET
10/18/1980 W 4-2 DET	10/18/1984 W 7-3 DET	12/30/1988 W 4-3 DET	2/24/1994 L 0-3 at DET	10/30/2001 L 2-5 DET
10/29/1980 W 5-3 DET	11/21/1984 L 2-4 at DET	12/31/1988 W 3-2 at DET	3/29/1994 L 2-6 at DET	11/13/2001 L 3-4 at DET
2/12/1981 T 2-2 at DET	1/3/1985 W 6-2 DET	10/21/1989 T 3-3* DET	12/31/1995 L 2-3 at DET	11/29/2002 W 6-4 DET
3/10/1981 T 4-4 at DET	12/29/1985 W 5-2 DET	11/3/1989 W 4-3 at DET	3/6/1996 L 2-4 DET	1/2/2004 L 1-4 DET
10/17/1981 W 8-1 DET	2/6/1986 L 3-4* at DET	11/14/1989 W 3-0 at DET	11/4/1996 L 5-1 at DET	1/31/2004 T 4-4* at DET
12/22/1981 W 3-2 at DET	3/18/1986 W 6-4 at DET	10/12/1990 L 2-4 at DET	11/8/1996 L 4-1 DET	1/10/2006 W 3-2 DET
1/23/1982 T 2-2 at DET	12/6/1986 L 1-4 DET	2/13/1991 W 6-2 DET	10/18/1997 L 2-4 at DET	12/9/2007 L 2-5 at DET
10/30/1982 L 2-4 DET	12/20/1986 T 2-2* at DET	3/14/1991 W 4-2 DET	11/5/1997 W 3-1 DET	10/13/2008 L 1-3 DET
2/9/1983 L 5-6 DET	3/3/1987 W 5-3 DET	11/1/1991 L 5-8 at DET	12/12/1998 W 3-0 DET	



EDMONTON OILERS

2009-10 SCHEDULE

2/1/2010at EDM9:30 p.m.

HURRICANES vs. EDMONTON

ALL-TIME: GP: 63 19-32-12 GF: 213 GA: 227
at home: GP: 31 12-12-7 GF: 120 GA: 103
on road: GP: 32 7-20-5 GF: 93 GA: 124
in overtime: GP: 9 0-1-8

Owner/Governor Daryl A. Katz (Rexall Sports Corp)
General manager Steve Tambellini
Head coach Pat Quinn
Associate coach Tom Renney
Assistant coach Kelly Buchberger
Manager, communications & media relations J.J. Hebert
Information coordinator Steve Knowles
General office (780) 414-4000

Inaugural season 1972-73 (WHA); 1979-80 (NHL)
Stanley Cup titles 5 (1984, 1985, 1987, 1988, 1990)
Home ice Rexall Place (1974)
Building capacity 16,839
2008-09 record 38-35-9
AHL affiliate Springfield Falcons

2008-09 SERIES RECAP

OILERS WIN SEASON SERIES: 1-0-0

At CAROLINA HURRICANES
01 Nov '08 Hurricanes 1 Oilers 3
Attend 15,016
Goaltenders Ward-Roloson
Winning Goal Ethan Moreau

At EDMONTON OILERS
None
Attend
Goaltenders
Winning Goal

SERIES STATISTICS

HURRICANES SPECIALTY TEAMS
Power Play 0-6 0.0%
Penalty Killing 2-3 66.7%
OILERS SPECIALTY TEAMS
Power Play 1-3 33.3%
Penalty Killing 6-6 100.0%

HURRICANES LEADING SCORERS
GP G A TP +/- PM
Ray Whitney 1 1 0 1 -1 0
Tim Gleason 1 0 1 1 1 0
Tuomo Ruutu 1 0 1 1 0 5
OILERS LEADING SCORERS
GP G A TP +/- PM
Ethan Moreau 1 2 0 2 2 19
Shawn Horcoff 1 1 1 2 2 2
Lubomir Visnovsky 1 0 2 2 2 2

GOALTENDING

HURRICANES
Cam Ward 1 60 0-1-0 0 2 31 29 2.01 .935


OILERS
Dwayne Roloson 1 60 1-0-0 0 1 34 33 1.00 .971

ALL-TIME SEASON SERIES RECORDS

YEAR	OVERALL	HOME	ROAD	YEAR	OVERALL	HOME	ROAD	YEAR	OVERALL	HOME	ROAD
1979-80	2-1-1	2-0-0	0-1-1	1989-90	1-0-2	0-0-1	1-0-1	1999-00	0-0-2-0	0-0-1-0	0-0-1-0
1980-81	1-2-1	1-1-0	0-1-1	1990-91	1-2-0	1-1-0	0-1-0	2000-01	0-1-0-0	0-1-0-0	0-0-0-0
1981-82	0-2-1	0-0-1	0-2-0	1991-92	0-3-0	0-1-0	0-2-0	2001-02	1-0-1-0	0-0-1-0	1-0-0-0
1982-83	0-2-1	0-1-1	0-1-0	1992-93	1-1-0	1-0-0	0-1-0	2002-03	0-1-0-0	0-0-0-0	0-1-0-0
1983-84	1-2-0	1-0-0	0-2-0	1993-94	1-0-1	0-0-1	1-0-0	2003-04	1-0-0-0	0-0-0-0	1-0-0-0
1984-85	1-2-0	1-1-0	0-1-0	1994-95	Did Not Play Western Conf Teams			2005-06	Did Not Play Northwest Div Teams		
1985-86	0-3-0	0-1-0	0-2-0	1995-96	1-0-1	0-0-1	1-0-0	2006-07	0-1-0	0-0-0	0-1-0
1986-87	1-2-0	1-1-0	0-1-0	1996-97	0-2-0	0-1-0	0-1-0	2007-08	1-0-0	1-0-0	0-0-0
1987-88	1-2-0	0-1-0	1-1-0	1997-98	2-0-0	1-0-0	1-0-0	2008-09	0-1-0	0-1-0	0-0-0
1988-89	1-2-0	1-1-0	0-1-0	1998-99	1-0-1	1-0-0	0-0-1				

ALL-TIME SEASON GAME RESULTS

11/17/1979 W 4-0 EDM	3/8/1983 L 4-9 EDM	12/19/1987 W 4-3 at EDM	2/13/1992 L 1-3 EDM	2/27/1999 T 2-2* at EDM
12/9/1979 L 0-3 at EDM	1/7/1984 L 3-5 at EDM	1/6/1988 L 1-5 EDM	3/14/1992 L 1-3 at EDM	10/13/1999 T 3-3* at EDM
1/2/1980 T 3-3 at EDM	2/12/1984 W 11-0 EDM	1/30/1988 L 2-5 at EDM	1/15/1993 L 1-3 at EDM	3/15/2000 T 2-2* EDM
2/19/1980 W 6-2 EDM	3/21/1984 L 3-5 at EDM	12/17/1988 L 2-4 EDM	2/20/1993 W 7-3 EDM	3/11/2001 L 3-2 EDM
11/28/1980 W 6-4 EDM	11/30/1984 L 2-4 EDM	2/21/1989 L 4-7 at EDM	11/13/1993 T 4-4* EDM	11/11/2001 T 1-1* EDM
12/7/1980 L 4-6 at EDM	2/3/1985 L 3-6 at EDM	3/8/1989 W 7-3 EDM	2/12/1994 W 5-2 at EDM	1/10/2002 W 4-1 at EDM
1/9/1981 T 6-6 at EDM	3/29/1985 W 8-7 EDM	1/6/1990 T 4-4* at EDM	1/9/1996 W 5-1 at EDM	12/11/2002 L 1-4 at EDM
3/25/1981 L 2-7 EDM	11/30/1985 L 5-8 at EDM	1/30/1990 T 4-4* EDM	2/28/1996 T 4-4* EDM	12/9/2003 W 3-2 at EDM
10/21/1981 L 2-5 at EDM	1/4/1986 L 3-4 at EDM	3/18/1990 W 3-1 at EDM	1/12/1997 L 2-1* at EDM	12/6/2006 L 1-3 at EDM
11/11/1981 T 4-4 EDM	1/15/1986 L 1-4 EDM	12/1/1990 L 2-4 EDM	3/15/1997 L 4-2 EDM	1/18/2008 W 7-2 EDM
2/19/1982 L 4-7 at EDM	11/15/1986 W 6-2 EDM	12/30/1990 L 3-4 at EDM	11/12/1997 W 6-4 at EDM	11/1/2008 L 1-3 EDM
10/14/1982 T 4-4 EDM	3/15/1987 L 1-4 at EDM	2/6/1991 W 5-1 EDM	3/15/1998 W 4-1 EDM	
10/20/1982 L 2-4 at EDM	3/25/1987 L 3-5 EDM	1/31/1992 L 1-4 at EDM	12/15/1998 W 3-0 EDM	



FLORIDA PANTHERS

2009-10 SCHEDULE

10/9/2009at CAR	7 p.m.
11/4/2009at FLA	7:30 p.m.
12/18/2009at FLA	7:30 p.m.
12/19/2009at CAR	7 p.m.
2/9/2010at CAR	7 p.m.
3/6/2010at FLA	7 p.m.

HURRICANES vs. FLORIDA

ALL-TIME:	GP: 81	41-27-12-1	GF: 223	GA: 223
at home:	GP: 40	26-11-3	GF: 127	GA: 102
on road:	GP: 41	15-16-9-1	GF: 96	GA: 121
in overtime:	GP: 26	11-2-13		

General partner/Chairman/CEO/Governor.....Alan Cohen
 General manager.....
 Head coach.....Peter DeBoer
 Assistant coaches.....Mike Kitchen, Jim Hulton
 Goaltending coach.....
 Director, communications.....Justin Copertino
 General office.....(954) 835-7000

Inaugural season.....1993-94
 Stanley Cup titles.....None
 Home ice.....BankAtlantic Center (1995)
 Building capacity.....19,250
 2008-09 record.....41-30-11
 AHL affiliate.....Rochester Americans

2008-09 SERIES RECAP

PANTHERS WIN SEASON SERIES: 3-2-1 (HURRICANES: 3-3-0)

At CAROLINA HURRICANES	Attend	Goaltenders	Winning Goal
12 Feb '09 Hurricanes 0 Panthers 5	18,680	Leighton/Ward-Vokoun	Nathan Horton
18 Dec '08 Hurricanes 2 Panthers 1 (OT)	14,533	Ward-Vokoun	Joseph Corvo
10 Oct '08 Hurricanes 6 Panthers 4	18,680	Ward-Vokoun	Dan LaCouture

SERIES STATISTICS

HURRICANES SPECIALTY TEAMS	PANTHERS SPECIALTY TEAMS
Power Play.....4-16.....25.0%	Power Play.....4-18.....22.2%
Penalty Killing.....14-18.....77.8%	Penalty Killing.....12-16.....75.0%

GOALTENDING


HURRICANES	GP	Min	W-L-OT	SO	GA	SA	SV	GAA	SV%
Cam Ward	5	274	3-2-0	0	14	135	121	3.06	.896
Michael Leighton	2	89	0-1-0	0	4	32	28	2.70	.875

ALL-TIME SEASON SERIES RECORDS

YEAR	OVERALL	HOME	ROAD	YEAR	OVERALL	HOME	ROAD	YEAR	OVERALL	HOME	ROAD
1993-94	3-1-0	1-1-0	2-0-0	1998-99	1-0-4	1-0-1	0-0-3	2003-04	2-2-2-0	2-0-1-0	0-2-1-0
1994-95	0-3-1	0-2-0	0-1-1	1999-00	3-2-0-0	2-1-0-0	1-1-0-0	2005-06	6-1-1-	4-0-0	2-1-1
1995-96	1-3-0	1-1-0	0-2-0	2000-01	2-1-2-0	1-1-0-0	1-0-2-0	2006-07	7-1-0	4-0-0	3-1-0
1996-97	2-1-1	2-0-0	0-1-1	2001-02	4-0-1-0	2-0-1-0	2-0-0-0	2007-08	5-3-0	3-1-0	2-2-0
1997-98	1-3-0	0-2-0	1-1-0	2002-03	1-3-0-1	1-1-0-0	0-2-0-1	2008-09	3-3-0	2-1-0	1-2-0

ALL-TIME SEASON GAME RESULTS

11/23/1993	W	2-1*	at	FLA	12/26/1997	L	2-5	FLA	1/12/2001	T	2-2*	at	FLA	11/5/2005	W	2-0	FLA	11/3/2007	W	4-2	FLA			
11/27/1993	W	4-0	FLA		1/27/1998	L	0-3	at	FLA	12/8/2001	W	3-2	at	FLA	11/11/2005	W	1-0	at	FLA	11/12/2007	W	4-3	at	FLA
12/29/1993	L	3-5	FLA		3/23/1998	W	5-3	at	FLA	12/12/2001	W	4-1	FLA	12/23/2005	W	4-3	FLA	11/17/2007	W	2-1	FLA			
3/4/1994	W	2-1	at	FLA	12/5/1998	T	3-3*	at	FLA	1/25/2002	T	1-1*	FLA	1/25/2006	W	4-3**	at	FLA	12/20/2007	L	4-5	at	FLA	
1/28/1995	L	1-2	FLA		1/1/1999	T	3-3*	at	FLA	3/21/2002	W	3-2	FLA	3/3/2006	W	5-2	FLA	2/16/2008	W	5-4	FLA			
2/11/1995	L	3-4	at	FLA	1/14/1999	W	3-2	FLA	4/12/2002	W	3-1	at	FLA	3/10/2006	L	3-5	at	FLA	3/20/2008	W	2-1**	at	FLA	
3/12/1995	L	1-4	FLA		2/6/1999	T	3-3*	FLA	12/4/2002	L	2-4	at	FLA	3/11/2006	OT	3-4*	at	FLA	4/4/2008	L	3-4	FLA		
3/29/1995	T	4-4*	at	FLA	3/6/1999	T	2-2*	at	FLA	12/6/2002	L	0-2	FLA	3/31/2006	W	3-2	FLA	10/10/2008	W	6-4	FLA			
10/21/1995	L	0-3	at	FLA	12/26/1999	W	4-3*	FLA	1/24/2003	W	3-1	FLA	10/11/2006	L	3-6	at	FLA	11/24/2008	L	2-3	at	FLA		
12/2/1995	L	3-5	FLA		1/14/2000	L	1-5	at	FLA	1/25/2003	OTL	2-3*	at	FLA	12/23/2006	W	3-2*	at	FLA	12/18/2008	W	2-1*	FLA	
3/2/1996	W	7-1	FLA		2/1/2000	W	4-2	FLA	4/4/2003	L	1-4	at	FLA	12/26/2006	W	4-2	FLA	1/8/2009	L	2-4	at	FLA		
4/1/1996	L	2-3	at	FLA	2/24/2000	L	2-4	FLA	10/9/2003	L	1-3	at	FLA	1/11/2007	W	6-4	FLA	2/12/2009	L	0-5	FLA			
10/12/1996	L	0-6	at	FLA	2/26/2000	W	2-1*	at	FLA	10/13/2003	T	2-2*	FLA	1/16/2007	W	3-2*	at	FLA	3/23/2009	W	3-2*	at	FLA	
11/29/1996	T	1-1*	at	FLA	10/13/2000	T	2-2*	at	FLA	2/16/2004	W	3-1	FLA	3/13/2007	W	3-1	FLA							
12/11/1996	W	5-2	FLA		11/15/2000	L	1-4	FLA	3/25/2004	W	3-2	FLA	4/1/2007	W	4-3*	at	FLA							
1/22/1997	W	2-1*	FLA		11/29/2000	W	2-1*	at	FLA	3/29/2004	L	1-3	at	FLA	4/7/2007	W	5-4*	FLA						
12/10/1997	L	2-5	FLA		1/9/2001	W	7-3	FLA	4/4/2004	T	6-6*	at	FLA	10/31/2007	L	2-4	at	FLA						



LOS ANGELES KINGS

2009-10 SCHEDULE

11/11/2009 at CAR 7 p.m.

HURRICANES vs. LOS ANGELES

ALL-TIME: GP: 64 27-28-9 GF: 235 GA: 251
at home: GP: 32 16-11-5 GF: 116 GA: 116
on road: GP: 32 11-17-4 GF: 119 GA: 135
in overtime: GP: 10 2-3-5

Owners Philip F. Anschutz, Edward P. Roski, Jr.
President/General manager Dean Lombardi
Head coach Terry Murray
Assistant coaches Mark Hardy, Jamie Kompon
Goaltending coach Bill Ranford
Vice president, communications and broadcasting Michael Altieri
Senior director, communications Jeff Moeller
Manager, communications Mike Kalinowski
General office (310) 535-4500

Inaugural season 1967-68
Stanley Cup titles None
Home ice Staples Center (1999)
Building capacity 18,118
2008-09 record 34-37-11
AHL affiliate Manchester Monarchs

2008-09 SERIES RECAP

KINGS WIN SEASON SERIES: 1-0-0 (HURRICANES: 0-0-1)

At CAROLINA HURRICANES Attend Goaltenders Winning Goal
None

At LOS ANGELES KINGS Attend Goaltenders Winning Goal
17 Oct '08 Hurricanes 3 Kings 4 (OT) 14,194 Ward-LaBarbera Michal Handzus

SERIES STATISTICS

HURRICANES SPECIALTY TEAMS KINGS SPECIALTY TEAMS
Power Play 0-5 0.0% Power Play 0-3 0.0%
Penalty Killing 3-3 100.0% Penalty Killing 5-5 100.0%

HURRICANES LEADING SCORER

GP G A TP +/- PM
Niclas Wallin 1 0 2 2 2 0

KINGS LEADING SCORERS

GP G A TP +/- PM
Michal Handzus 1 2 0 2 2 0
Dustin Brown 1 1 1 2 0 0

GOALTENDING

HURRICANES GP Min W-L-OT SO GA SA SV GAA SV%
Cam Ward 1 63 0-0-1 0 4 24 20 3.79 .833

KINGS GP Min W-L-OT SO GA SA SV GAA SV%
Jason LaBarbera 1 63 1-0-0 0 3 26 23 2.84 .885

ALL-TIME SEASON SERIES RECORDS

YEAR	OVERALL	HOME	ROAD	YEAR	OVERALL	HOME	ROAD	YEAR	OVERALL	HOME	ROAD
1979-80	2-1-1	2-0-0	0-1-1	1989-90	2-1-0	1-1-0	1-0-0	1999-00	1-0-0-0	0-0-0-0	1-0-0-0
1980-81	0-3-1	0-1-1	0-2-0	1990-91	1-2-0	1-0-0	0-2-0	2000-01	0-2-0-0	0-1-0-0	0-1-0-0
1981-82	2-0-1	1-0-1	1-0-0	1991-92	1-0-2	1-0-1	0-0-1	2001-02	1-1-0-0	1-0-0-0	0-1-0-0
1982-83	1-2-0	0-1-0	1-1-0	1992-93	0-2-0	0-1-0	0-1-0	2002-03	0-1-1-0	0-0-1-0	0-1-0-0
1983-84	2-1-0	1-1-0	1-0-0	1993-94	0-2-0	0-1-0	0-1-0	2003-04	1-0-0-0	1-0-0-0	0-0-0-0
1984-85	0-2-1	0-1-0	0-1-1	1994-95	Did Not Play Western Conf Teams			2005-06	1-0-0	0-0-0	1-0-0
1985-86	2-1-0	1-1-0	1-0-0	1995-96	2-0-0	1-0-0	1-0-0	2006-07	1-0-0	1-0-0	0-0-0
1986-87	1-2-0	1-0-0	0-2-0	1996-97	0-2-0	0-1-0	0-1-0	2007-08	Did Not Play Pacific Div Teams		
1987-88	3-0-0	2-0-0	1-0-0	1997-98	1-0-1	0-0-1	1-0-0	2008-09	0-0-1	0-0-0	0-0-1
1988-89	1-2-0	1-0-0	0-2-0	1998-99	1-1-0	0-1-0	1-0-0				

ALL-TIME SEASON GAME RESULTS

10/19/1979 W 6-3 LA	2/15/1983 L 2-5 LA	12/12/1987 W 3-2 LA	2/6/1992 T 5-5* at LA	11/14/1998 W 5-3 at LA
12/12/1979 L 4-7 at LA	10/25/1983 W 8-5 at LA	1/16/1988 W 4-3 at LA	3/11/1992 W 4-0 LA	3/2/2000 W 5-2 at LA
2/6/1980 W 7-3 LA	11/5/1983 W 2-1 LA	3/9/1988 W 5-4 LA	10/31/1992 L 1-7 LA	1/20/2001 L 3-6 LA
3/29/1980 T 2-2 at LA	12/30/1983 L 3-9 LA	11/10/1988 L 2-7 at LA	12/5/1992 L 3-7 at LA	2/8/2001 L 2-4 at LA
12/2/1980 L 2-5 at LA	1/31/1985 L 3-5 at LA	1/14/1989 L 6-9 at LA	1/12/1994 L 4-6 at LA	10/28/2001 W 3-2* LA
12/13/1980 T 5-5 LA	2/23/1985 L 1-2 LA	1/21/1989 W 5-4 LA	3/2/1994 L 1-4 LA	2/7/2002 L 1-2 at LA
1/7/1981 L 3-5 at LA	3/13/1985 T 3-3* at LA	11/4/1989 W 6-3 LA	1/25/1996 W 8-2 LA	2/7/2003 L 2-8 at LA
1/14/1981 L 4-5 LA	11/2/1985 L 1-8 LA	12/13/1989 L 2-5 LA	1/31/1996 W 6-4 at LA	3/15/2003 T 0-0* LA
12/19/1981 T 5-5 LA	11/27/1985 W 9-0 at LA	1/13/1990 W 6-3 at LA	11/2/1996 L 3-2 LA	11/8/2003 W 3-2* LA
2/2/1982 W 5-3 at LA	3/22/1986 W 6-3 LA	10/19/1990 L 2-5 at LA	1/30/1997 L 5-3 at LA	12/8/2005 W 3-2 at LA
3/7/1982 W 7-6 LA	11/8/1986 L 3-4 at LA	1/8/1991 L 3-4* at LA	10/7/1997 T 3-3* LA	2/13/2007 W 2-1 LA
10/23/1982 W 5-3 at LA	2/14/1987 L 2-5 at LA	1/16/1991 W 4-3 LA	3/5/1998 W 2-1 at LA	10/17/2008 OT 3-4* at LA
1/20/1983 L 3-4 at LA	3/22/1987 W 6-3 LA	10/30/1991 T 4-4* LA	10/25/1998 L 2-3 LA	



MINNESOTA WILD

2009-10 SCHEDULE

10/24/2009..... at MIN..... 8 p.m.
11/15/2009..... at CAR..... 1:30 p.m.

HURRICANES vs. MINNESOTA

ALL-TIME: GP: 9 4-3-2 GF: 24 GA: 19
at home: GP: 3 3-0-0 GF: 6 GA: 2
on road: GP: 6 1-3-2 GF: 18 GA: 17
in overtime: GP: 2 0-0-2

Owner & governor..... Craig Leipold
General manager..... Chuck Fletcher
Head coach..... Todd Richards
Assistant coaches..... Mike Ramsey, Dave Barr
Goaltending coach..... Bob Mason
Vice president of communications & broadcasting..... Bill Robertson
Communications manager..... Aaron Sickman
General office..... (615) 602-6000

Inaugural season..... 2000-01
Stanley Cup titles..... None
Home ice..... Xcel Energy Center (2000)
Building capacity..... 18,064
2008-09 record..... 40-33-9
AHL affiliate..... Houston Aeros

SERIES RECORDS

Winning streak..... 2 10/24/2001-1/15/2002
Losing streak..... 1 (3x) Last: 12/23/2008
Unbeaten streak..... 3 12/13/2000-1/15/2002
Goals scored..... 7 10/24/2001 (W, 7-3)
Goals allowed..... 5 2/10/2007 (L, 4-5)
Goals, both teams..... 10 10/24/2001 (W, 7-3)
Current CAR streak..... 1 loss
Current MIN streak..... 1 win

LAST TRANSACTION

3/1/2001 CAR acquired Scott Pellerin in exchange for MIN's third-round pick in 2001 (later traded to NYR; 79th overall - Garth Murray) and Ashkat Rakhmatulin

2008-09 SERIES RECAP

WILD WIN SEASON SERIES: 1-0-0

At CAROLINA HURRICANES Attend Goaltenders Winning Goal
None

At MINNESOTA WILD Attend Goaltenders Winning Goal
23 Dec '08 Hurricanes 2 Wild 3 18,568 Leighton-Backstrom Stephane Veilleux

SERIES STATISTICS

HURRICANES SPECIALTY TEAMS WILD SPECIALTY TEAMS
Power Play..... 0-5 0.0% Power Play..... 1-1 100.0%
Penalty Killing..... 0-1 0.0% Penalty Killing..... 5-5 100.0%

HURRICANES LEADING SCORERS

	GP	G	A	TP	+/-	PM
Rod Brind'Amour	1	1	1	2	0	0
Ray Whitney	1	1	1	2	1	0

WILD LEADING SCORERS

	GP	G	A	TP	+/-	PM
Marian Gaborik	1	1	1	2	0	0
Mikko Koivu	1	0	2	2	1	0

GOALTENDING

HURRICANES	GP	Min	W-L-OT	SO	GA	SA	SV	GAA	SV%
Michael Leighton	1	59	0-1-0	0	3	23	20	3.05	.870


WILD	GP	Min	W-L-OT	SO	GA	SA	SV	GAA	SV%
Niklas Backstrom	1	60	1-0-0	0	2	37	35	2.00	.946

ALL-TIME SEASON SERIES RECORDS

YEAR	OVERALL	HOME	ROAD	YEAR	OVERALL	HOME	ROAD	YEAR	OVERALL	HOME	ROAD
2000-01	0-0-1-0	0-0-0-0	0-0-1-0	2003-04	0-0-1-0	0-0-0-0	0-0-1-0	2007-08	1-0-0	1-0-0	0-0-0
2001-02	2-0-0-0	1-0-0-0	1-0-0-0	2005-06	Did Not Play	Northwest Div Teams		2008-09	0-1-0	0-0-0	0-1-0
2002-03	1-1-0-0	1-0-0-0	0-1-0-0	2006-07	0-1-0	0-0-0	0-1-0				

ALL-TIME SEASON GAME RESULTS

12/13/2000	T	1-1*	at MIN	2/29/2004	T	3-3*	at MIN
10/24/2001	W	7-3	at MIN	2/10/2007	L	4-5	at MIN
1/15/2002	W	2-0	MIN	3/6/2008	W	3-2	MIN
12/15/2002	L	1-2	at MIN	12/23/2008	L	2-3	at MIN
3/7/2003	W	1-0	MIN				



MONTREAL CANADIENS

2009-10 SCHEDULE

11/17/2009 at MTL 7:30 p.m.
12/23/2009 at CAR 7 p.m.
3/31/2010 at MTL 7 p.m.
4/8/2010 at CAR 7:30 p.m.

HURRICANES vs. MONTREAL

ALL-TIME:	GP: 169 59-87-22-1 GF: 497 GA: 615
at home:	GP: 86 34-38-14 GF: 251 GA: 293
on road:	GP: 83 25-49-8-1 GF: 246 GA: 322
in overtime:	GP: 31 7-8-16		

Owner, chairman and governor	Geoff Molson
Executive vice president and general manager	Bob Gainey
Head coach	Jacques Martin
Assistant coaches	Kirk Muller, Perry Pearn
Assistant coach/goaltending coach	Pierre Groulx
Vice president, communications and community relations	Donald Beauchamp
Director of media relations	Dominick Saillant
Communications coordinator	Jasmin Pilon
General office	(514) 932-2582

Inaugural season	1909-10
Stanley Cup titles	24 (1916, 1924, 1930-31, 1944, 1946, 1953, 1956-60, 1965-66, 1968-69, 1971, 1973, 1976-79, 1986, 1993)
Home ice	Bell Centre (1996)
Building capacity	21,273
2008-09 record	41-30-11
AHL affiliate	Hamilton Bulldogs

2008-09 SERIES RECAP

HURRICANES WIN SEASON SERIES: 2-1-1 (CANADIENS: 2-2-0)

At CAROLINA HURRICANES	Attend	Goaltenders	Winning Goal
16 Dec '08 Hurricanes 3 Canadiens 2	16,434	Ward-Halak	Joseph Corvo
18 Nov '08 Hurricanes 2 Canadiens 1	12,164	Ward-Price	Ray Whitney

SERIES STATISTICS

HURRICANES SPECIALTY TEAMS		CANADIENS SPECIALTY TEAMS	
Power Play	6-26 23.1%	Power Play	3-18 16.7%
Penalty Killing	15-18 83.3%	Penalty Killing	20-26 76.9%

GOALTENDING

HURRICANES	GP	Min	W-L-OT	SO	GA	SA	SV	GAA	SV%
Cam Ward	4	246	3-0-1	0	7	106	99	1.71	.934

At MONTREAL CANADIENS	Attend	Goaltenders	Winning Goal
21 Dec '08 Hurricanes 3 Canadiens 2 (OT)	21,273	Ward-Price	Tuomo Ruutu
28 Oct '08 Hurricanes 2 Canadiens 3 (SO)	21,273	Ward-Price	Saku Koivu

HURRICANES LEADING SCORERS

	GP	G	A	TP	+/-	PM
Eric Staal	4	3	2	5	1	2
Sergei Samsonov	4	2	3	5	1	0

CANADIENS LEADING SCORERS

	GP	G	A	TP	+/-	PM
Alex Kovalev	4	2	1	3	2	4
Robert Lang	4	2	1	3	0	2
Alex Tanguay	4	1	2	3	0	2

CANADIENS	GP	Min	W-L-OT	SO	GA	SA	SV	GAA	SV%
Carey Price	3	186	1-1-1	0	7	108	101	2.26	.935
Jaroslav Halak	1	59	0-1-0	0	3	27	24	3.03	.889

ALL-TIME SEASON SERIES RECORDS

YEAR	OVERALL	HOME	ROAD	YEAR	OVERALL	HOME	ROAD	YEAR	OVERALL	HOME	ROAD
1979-80	0-1-3	0-1-1	0-0-2	1989-90	3-4-1	2-1-1	1-3-0	1999-00	1-3-0-0	1-1-0-0	0-2-0-0
1980-81	1-3-0	1-1-0	0-2-0	1990-91	4-4-0	2-2-0	2-2-0	2000-01	1-3-0-0	0-2-0-0	1-1-0-0
1981-82	0-7-1	0-4-0	0-3-1	1991-92	2-3-3	1-0-3	1-3-0	2001-02	1-1-2-0	0-0-2-0	1-1-0-0
1982-83	3-5-0	3-1-0	0-4-0	1992-93	2-5-0	0-4-0	2-1-0	2002-03	1-2-1-0	0-1-1-0	1-1-0-0
1983-84	0-7-1	0-4-0	0-3-1	1993-94	1-4-0	1-2-0	0-2-0	2003-04	1-1-1-1	1-0-1-0	0-1-0-1
1984-85	2-5-1	2-1-1	0-4-0	1994-95	3-0-1	2-0-0	1-0-1	2005-06	4-0-0	2-0-0	2-0-0
1985-86	3-4-1	2-2-0	1-2-1	1995-96	2-4-0	2-1-0	0-3-0	2006-07	3-1-0	1-1-0	2-0-0
1986-87	4-3-1	2-1-1	2-2-0	1996-97	3-3-0	2-1-0	1-2-0	2007-08	2-1-1	0-1-1	2-0-0
1987-88	2-4-2	1-2-1	1-2-1	1997-98	3-1-1	1-1-1	2-0-0	2008-09	3-0-1	2-0-0	1-0-1
1988-89	1-7-0	1-3-0	0-4-0	1998-99	3-1-0	2-0-0	1-1-0				

ALL-TIME SEASON GAME RESULTS

12/1/1979	T	4-4	at	MTL	12/15/1984	W	4-3*	MTL	1/18/1989	L	1-3	at	MTL	3/24/1993	L	5-6*	MTL	3/18/2000	L	2-3	at	MTL		
1/24/1980	L	2-7		MTL	12/22/1984	L	5-10	at	MTL	1/19/1989	W	6-4		MTL	10/6/1993	L	3-4	at	MTL	10/21/2000	L	2-5	at	MTL
3/19/1980	T	5-5		MTL	1/17/1985	L	4-5	at	MTL	3/4/1989	L	1-6		MTL	10/13/1993	W	4-3		MTL	1/16/2001	W	3-2*	at	MTL
3/22/1980	T	5-5	at	MTL	1/22/1985	L	5-8		MTL	3/11/1989	L	3-5	at	MTL	1/26/1994	L	0-3		MTL	3/14/2001	L	3-6		MTL
10/30/1980	L	2-8	at	MTL	3/9/1985	L	3-4	at	MTL	10/5/1989	L	1-4		MTL	2/2/1994	L	2-9	at	MTL	3/26/2001	L	2-4		MTL
1/2/1981	L	1-3		MTL	3/10/1985	T	5-5*		MTL	10/23/1989	L	2-3	at	MTL	4/11/1994	L	1-3		MTL	1/17/2002	T	1-1*		MTL
3/18/1981	W	9-3		MTL	10/19/1985	W	11-6		MTL	12/2/1989	W	4-3	at	MTL	2/13/1995	T	2-2*	at	MTL	3/2/2002	W	4-3	at	MTL
4/3/1981	L	1-6	at	MTL	10/26/1985	L	3-5	at	MTL	2/4/1990	L	0-2	at	MTL	2/15/1995	W	4-1		MTL	3/16/2002	L	2-3	at	MTL
10/8/1981	T	5-5	at	MTL	11/5/1985	L	3-8		MTL	2/17/1990	L	3-7	at	MTL	4/14/1995	W	4-3*		MTL	3/18/2002	T	1-1*		MTL
10/15/1981	L	2-7		MTL	12/11/1985	L	1-3		MTL	2/28/1990	W	3-1		MTL	4/24/1995	W	4-3	at	MTL	11/1/2002	T	2-2*		MTL
11/29/1981	L	3-6	at	MTL	12/16/1985	T	4-4*	at	MTL	3/24/1990	W	7-4		MTL	10/27/1995	L	1-4		MTL	11/23/2002	W	7-3	at	MTL
12/16/1981	L	1-6		MTL	2/22/1986	L	3-6	at	MTL	4/1/1990	T	1-1*		MTL	11/20/1995	L	3-4*	at	MTL	3/22/2003	L	3-5	at	MTL
2/28/1982	L	0-5		MTL	3/10/1986	W	5-2	at	MTL	10/8/1990	L	3-5	at	MTL	11/22/1995	W	4-2		MTL	3/31/2003	L	0-4		MTL
3/13/1982	L	0-5	at	MTL	3/26/1986	W	3-0		MTL	10/13/1990	W	5-2		MTL	12/18/1995	L	2-3	at	MTL	12/5/2003	T	1-1*		MTL
3/30/1982	L	4-6	at	MTL	11/19/1986	L	1-4		MTL	10/31/1990	L	2-4		MTL	2/21/1996	W	5-3		MTL	12/6/2003	L	1-3	at	MTL
3/31/1982	L	1-5		MTL	11/29/1986	W	7-5	at	MTL	12/3/1990	W	4-2	at	MTL	3/20/1996	L	2-3	at	MTL	12/27/2003	W	2-1*		MTL
10/6/1982	L	1-2	at	MTL	12/26/1986	T	1-1*		MTL	12/5/1990	L	3-4		MTL	11/20/1996	W	3-1		MTL	2/28/2004	OTL	0-1	at	MTL
11/16/1982	L	1-7		MTL	12/27/1986	L	2-6	at	MTL	2/16/1991	W	2-1	at	MTL	1/6/1997	L	4-5	at	MTL	12/31/2005	W	5-3		MTL
12/6/1982	L	2-11	at	MTL	1/19/1987	W	5-4	at	MTL	2/20/1991	W	5-3		MTL	2/8/1997	L	3-2*	at	MTL	1/23/2006	W	7-3		MTL
12/8/1982	W	7-4		MTL	1/21/1987	W	3-1		MTL	3/25/1991	L	2-3*	at	MTL	3/7/1997	W	2-0		MTL	1/31/2006	W	8-2	at	MTL
1/11/1983	L	4-8	at	MTL	2/7/1987	W	3-1		MTL	10/8/1991	T	2-2*		MTL	4/2/1997	L	4-1		MTL	3/16/2006	W	5-1	at	MTL
1/13/1983	W	4-2		MTL	4/1/1987	L	2-3	at	MTL	10/14/1991	W	4-3	at	MTL	4/5/1997	W	4-1	at	MTL	11/2/2006	L	0-4		MTL
2/17/1983	W	4-1		MTL	11/11/1987	T	0-0*		MTL	11/14/1991	T	2-2*		MTL	11/19/1997	W	2-1		MTL	11/30/2006	W	4-2		MTL
3/15/1983	L	1-5	at	MTL	11/16/1987	T	3-3*	at	MTL	11/30/1991	W	3-2		MTL	1/24/1998	W	4-3	at	MTL	2/6/2007	W	2-1	at	MTL
11/1/1983	L	2-6	at	MTL	11/25/1987	L	5-6		MTL	12/21/1991	L	2-3*	at	MTL	2/1/1998	L	3-6		MTL	2/17/2007	W	5-3	at	MTL
11/23/1983	L	3-4		MTL	2/1/1988	L	4-5	at	MTL	1/11/1992	L	2-3	at	MTL	3/31/1998	T	3-3*		MTL	10/3/2007	OT	2-3*		MTL
12/6/1983	L	1-4	at	MTL	2/3/1988	L	2-5		MTL	1/26/1992	L	1-3	at	MTL	4/4/1998	W	1-0	at	MTL	10/13/2007	W	3-1	at	MTL
12/26/1983	L	1-2		MTL	2/13/1988	W	4-1	at	MTL	2/19/1992	T	2-2*		MTL	11/17/1998	W	5-4		MTL	10/26/2007	L	4-7		MTL
1/19/1984	L	2-3		MTL	3/12/1988	L	0-5	at	MTL	10/6/1992	L	1-5		MTL	12/2/1998	W	4-1		MTL	12/8/2007	W	5-1	at	MTL
1/24/1984	T	7-7*	at	MTL	3/27/1988	W	4-2		MTL	11/25/1992	L	1-6		MTL	1/30/1999	W	3-1	at	MTL	10/28/2008	OT	2-3**	at	MTL
2/14/1984	L	3-5		MTL	10/19/1988	L	4-5	at	MTL	12/21/1992	W	5-2	at	MTL	4/7/1999	L	0-2	at	MTL	11/18/2008	W	2-1		MTL
3/8/1984	L	2-3	at	MTL	11/1/1988	L	3-5		MTL	1/10/1993	L	5-7		MTL	1/24/2000	W	3-2*		MTL	12/16/2008	W	3-2		MTL
12/3/1984	L	3-9	at	MTL	11/3/1988	L	3-6		MTL	1/13/1993	L	3-7	at	MTL	1/30/2000	L	0-3	at	MTL	12/21/2008	W	3-2*	at	MTL
12/5/1984	W	5-3		MTL	12/19/1988	L	1-2	at	MTL	1/27/1993	W	6-5	at	MTL	2/17/2000	L	0-3		MTL					



NASHVILLE PREDATORS

2009-10 SCHEDULE

1/7/2010 at NSH 8 p.m.

HURRICANES vs. NASHVILLE

ALL-TIME: GP: 12 4-6-1-1 GF: 28 GA: 32
at home: GP: 6 3-1-1-1 GF: 19 GA: 17
on road: GP: 6 1-5-0 GF: 9 GA: 15
in overtime: GP: 3 1-1-1

Chairman and governor David Freeman
President of hockey operations/General manager David Poile
Head coach Barry Trotz
Associate coach Brent Peterson
Assistant coach Peter Horachek
Goaltending coach Mitch Korn
Senior vice president/communications & development Gerry Helper
Communications manager Tim Darling
Communications coordinator Kevin Wilson
General office (615) 770-2300

Inaugural season 1998-99
Stanley Cup titles None
Home ice Sommet Center (1996)
Building capacity 17,113
2008-09 record 40-34-8
AHL affiliate Milwaukee Admirals

2008-09 SERIES RECAP

PREDATORS WIN SEASON SERIES: 1-0-0

At CAROLINA HURRICANES	Attend	Goaltenders	Winning Goal	At NASHVILLE PREDATORS	Attend	Goaltenders	Winning Goal
23 Nov '08 Hurricanes 2 Predators 5	13,042	Ward-Ellis	Shea Weber	None			

SERIES STATISTICS

HURRICANES SPECIALTY TEAMS		PREDATORS SPECIALTY TEAMS	
Power Play.....0-8.....0.0%	Penalty Killing.....4-5.....80.0%	Power Play.....1-5.....20.0%	Penalty Killing.....8-8.....100.0%

GOALTENDING

HURRICANES	GP	Min	W-L-OT	SO	GA	SA	SV	GAA	SV%	PREDATORS	GP	Min	W-L-OT	SO	GA	SA	SV	GAA	SV%
Cam Ward	1	60	0-1-0	0	5	30	25	5.00	.833	Dan Ellis	1	59	1-0-0	0	2	26	24	2.02	.923

ALL-TIME SEASON SERIES RECORDS

YEAR	OVERALL	HOME	ROAD	YEAR	OVERALL	HOME	ROAD	YEAR	OVERALL	HOME	ROAD
1998-99	1-1-0	1-0-0	0-1-0	2002-03	1-0-0-0	0-0-0-0	1-0-0-0	2007-08	0-1-0	0-0-0	0-1-0
1999-00	1-1-0-0	1-0-0-0	0-1-0-0	2003-04	0-0-0-1	0-0-0-1	0-0-0-0	2008-09	0-1-0	0-0-0	0-1-0
2000-01	0-2-0-0	0-1-0-0	0-1-0-0	2005-06	1-0-0	1-0-0	0-0-0				
2001-02	0-0-1-0	0-0-1-0	0-0-0-0	2006-07							

Did Not Play Central Div Teams

ALL-TIME SEASON GAME RESULTS

10/13/1998 L 2-3 at NSH	1/23/2002 T 2-2* NSH
1/2/1999 W 4-1 NSH	12/3/2002 W 2-1 at NSH
12/28/1999 L 2-3 at NSH	12/3/2003 OTL 1-2* NSH
3/29/2000 W 3-1 NSH	1/13/2006 W 5-4* NSH
10/14/2000 L 1-2 at NSH	2/5/2008 L 0-1 at NSH
11/26/2000 L 4-7 NSH	11/23/2008 L 2-5 at NSH



NEW JERSEY DEVILS

2009-10 SCHEDULE

10/17/2009.....	at NJ.....	7 p.m.
12/9/2009.....	at NJ.....	7 p.m.
2/13/2010.....	at CAR.....	7 p.m.
4/3/2010.....	at CAR.....	7 p.m.

HURRICANES vs. NEW JERSEY

ALL-TIME:.....	GP: 105.....	41-49-14-1.....	GF: 317.....	GA: 334.....
at home:.....	GP: 52.....	22-21-9.....	GF: 156.....	GA: 153.....
on road:.....	GP: 53.....	19-28-5-1.....	GF: 161.....	GA: 181.....
in overtime:.....	GP: 20.....	4-6-10.....		

Chairman and managing partner.....	Jeff Vanderbeek
CEO/President/General manager.....	Lou Lamoriello
Head coach.....	Jacques Lemaire
Assistant coaches.....	Mario Tremblay, Tommy Albelin
Goaltending coach.....	Jacques Caron
Senior vice president, communications.....	Mike Levine
Senior director, communications.....	Jeff Altstadter
Assistant director, communications.....	Pete Albiets
General office.....	(973) 757-6100

Inaugural season.....	1974-75 (Kansas City); 1976-1977 (Colorado);
.....	1982-83 (New Jersey)
Stanley Cup titles.....	3 (1995, 2000, 2003)
Home ice.....	Prudential Center (2007)
Building capacity.....	17,625
2008-09 record.....	51-27-4
AHL affiliate.....	Lowell Devils

2008-09 SERIES RECAP

HURRICANES WIN SEASON SERIES: 3-1-0

At CAROLINA HURRICANES	Attend	Goaltenders	Winning Goal
18 Mar '09 Hurricanes 4 Devils 2	18,544	Ward-Weekes	Anton Babchuk
06 Jan '09 Hurricanes 3 Devils 2	15,399	Ward-Clemmensen	Tuomo Ruutu

SERIES STATISTICS

HURRICANES SPECIALTY TEAMS				DEVILS SPECIALTY TEAMS			
Power Play.....	7-16.....	43.8%		Power Play.....	3-14.....	21.4%	
Penalty Killing.....	11-14.....	78.6%		Penalty Killing.....	9-16.....	56.2%	

GOALTENDING

HURRICANES	GP	Min	W-L-OT	SO	GA	SA	SV	GAA	SV%
Cam Ward	3	180	3-0-0	0	5	103	98	1.67	.951
Michael Leighton	1	59	0-1-0	0	3	35	32	3.04	.914

At NEW JERSEY DEVILS	Attend	Goaltenders	Winning Goal
11 Apr '09 Hurricanes 2 Devils 3	17,625	Leighton-Brodeur	Dainius Zubrus
28 Mar '09 Hurricanes 2 Devils 1	17,018	Ward-Brodeur	Tuomo Ruutu

HURRICANES LEADING SCORER

	GP	G	A	TP	+/-	PM
Rod Brind'Amour	4	0	6	6	2	0

DEVILS LEADING SCORERS

	GP	G	A	TP	+/-	PM
Patrik Elias	4	2	2	4	3	0
Brian Rolston	4	0	4	4	1	0

DEVILS	GP	Min	W-L-OT	SO	GA	SA	SV	GAA	SV%
Martin Brodeur	2	118	1-1-0	0	4	73	69	2.03	.945
Scott Clemmensen	1	56	0-1-0	0	3	28	25	3.21	.893
Kevin Weekes	1	60	0-1-0	0	4	32	28	4.02	.875

ALL-TIME SEASON SERIES RECORDS

YEAR	OVERALL	HOME	ROAD	YEAR	OVERALL	HOME	ROAD	YEAR	OVERALL	HOME	ROAD
1979-80	2-1-1	1-0-1	1-1-0	1989-90	2-1-0	1-1-0	1-0-0	1999-00	2-2-0-0	1-1-0-0	1-1-0-0
1980-81	2-1-1	2-0-0	0-1-1	1990-91	2-1-0	1-0-0	1-1-0	2000-01	1-1-1-1	1-0-1-0	0-1-0-1
1981-82	0-2-1	0-2-0	0-0-1	1991-92	0-3-0	0-1-0	0-2-0	2001-02	1-2-1-0	0-2-0-0	1-0-1-0
1982-83	2-1-0	1-0-0	1-1-0	1992-93	1-3-0	0-2-0	1-1-0	2002-03	2-2-0-0	1-1-0-0	1-1-0-0
1983-84	1-1-1	1-0-1	0-1-0	1993-94	1-2-1	1-0-1	0-2-0	2003-04	1-3-0-0	0-2-0-0	1-1-0-0
1984-85	3-0-0	1-0-0	2-0-0	1994-95	0-1-2	0-0-1	0-1-1	2005-06	2-1-1	1-0-1	1-1-0
1985-86	2-1-0	1-1-0	1-0-0	1995-96	1-2-1	0-1-1	1-1-0	2006-07	1-2-1	0-2-0	1-0-1
1986-87	1-1-1	0-0-1	1-1-0	1996-97	1-3-0	1-1-0	0-2-0	2007-08	1-3-0	1-1-0	0-2-0
1987-88	1-1-1	1-0-1	0-1-0	1997-98	2-2-0	1-1-0	1-1-0	2008-09	3-1-0	2-0-0	1-1-0
1988-89	2-1-0	1-0-0	1-1-0	1998-99	1-4-0	1-2-0	0-2-0				

ALL-TIME SEASON GAME RESULTS

11/6/1979 W 7-2 at NJ (COL)	12/21/1985 W 7-6 NJ	10/28/1992 L 3-4* NJ	4/1/1998 W 4-0 at NJ	1/18/2003 L 2-5 at NJ
12/15/1979 L 5-6 at NJ (COL)	2/9/1986 L 3-6 NJ	12/27/1992 L 2-6 at NJ	11/19/1998 L 2-3* at NJ	10/11/2003 L 1-2 NJ
2/8/1980 T 4-4 NJ (COL)	1/12/1987 L 5-7 at NJ	3/3/1993 L 4-7 NJ	11/22/1998 L 2-5 NJ	1/21/2004 W 2-1 at NJ
3/15/1980 W 4-1 NJ (COL)	2/18/1987 W 6-3 at NJ	12/22/1993 W 6-3 NJ	2/3/1999 L 1-4 NJ	2/14/2004 L 1-4 at NJ
10/22/1980 W 3-0 NJ (COL)	3/1/1987 T 5-5* NJ	12/28/1993 L 2-4 at NJ	2/13/1999 L 4-6 at NJ	3/6/2004 L 1-4 NJ
11/6/1980 T 3-3 at NJ (COL)	10/14/1987 L 1-3 at NJ	2/26/1994 T 1-1* NJ	4/6/1999 W 4-2 NJ	10/15/2005 W 6-1 at NJ
1/28/1981 W 6-3 NJ (COL)	10/17/1987 W 4-3* NJ	3/10/1994 L 0-4 at NJ	10/29/1999 L 2-4 NJ	12/17/2005 W 4-1 NJ
3/3/1981 L 4-5 at NJ (COL)	1/2/1988 T 1-1* NJ	1/22/1995 T 2-2* NJ	1/17/2000 L 2-5 at NJ	2/3/2006 L 0-3 at NJ
12/12/1981 L 2-4 NJ (COL)	10/28/1988 L 3-5 at NJ	3/16/1995 T 2-2* at NJ	1/28/2000 W 4-3* NJ	4/11/2006 OT 3-4* NJ
2/5/1982 T 4-4 at NJ (COL)	10/29/1988 W 3-0 NJ	4/16/1995 L 2-3 at NJ	3/21/2000 W 5-0 at NJ	10/6/2006 L 0-4 NJ
3/14/1982 L 3-4 NJ (COL)	12/7/1989 W 8-6 at NJ	11/14/1995 L 0-1 at NJ	10/27/2000 T 3-3* NJ	11/7/2006 OT 2-3** at NJ
12/3/1982 L 4-5 at NJ	10/14/1989 L 2-3 NJ	1/27/1996 T 4-4* NJ	11/18/2000 OTL 2-3* at NJ	3/15/2007 L 2-3 NJ
1/15/1983 W 2-1 NJ	10/26/1989 W 7-3 at NJ	4/4/1996 W 1-0 at NJ	2/23/2001 W 3-2 NJ	3/17/2007 W 7-2 at NJ
3/10/1983 W 3-0 at NJ	12/9/1989 W 7-3 NJ	4/6/1996 L 3-6 NJ	3/2/2001 L 7-3 at NJ	1/10/2008 L 1-4 NJ
11/2/1983 W 5-4 NJ	11/15/1990 W 4-2 at NJ	10/19/1996 W 6-2 NJ	1/5/2002 L 1-2 NJ	2/9/2008 L 1-6 at NJ
1/17/1984 T 3-3* NJ	3/16/1991 W 6-2 NJ	2/12/1997 L 3-2 NJ	1/19/2002 T 3-1* at NJ	2/18/2008 L 1-5 at NJ
2/16/1984 L 5-6* at NJ	3/27/1991 L 3-4* at NJ	2/13/1997 L 4-0 at NJ	3/23/2002 W 4-2 at NJ	2/26/2008 W 2-1* NJ
12/26/1984 W 5-3 NJ	11/22/1991 L 2-8 at NJ	3/13/1997 L 0-6 at NJ	4/3/2002 L 2-3 NJ	1/6/2009 W 3-2 NJ
2/14/1985 W 4-0 at NJ	12/19/1991 L 1-4 NJ	10/10/1997 W 2-1 NJ	10/19/2002 W 3-1 NJ	3/18/2009 W 4-2 NJ
3/1/1985 W 4-1 at NJ	2/15/1992 L 1-4 at NJ	2/28/1998 L 3-4 at NJ	10/29/2002 W 2-1 at NJ	3/28/2009 W 2-1 at NJ
10/17/1985 W 4-3* at NJ	10/20/1992 W 5-4 at NJ	3/12/1998 L 0-2 NJ	1/17/2003 L 1-2 NJ	4/11/2009 L 2-3 at NJ



NEW YORK ISLANDERS

2009-10 SCHEDULE

10/21/2009.....	at NYI	7 p.m.
11/13/2009.....	at CAR	7 p.m.
1/28/2010.....	at CAR	7 p.m.
2/6/2010.....	at NYI	7 p.m.

HURRICANES vs. NY ISLANDERS

ALL-TIME:	GP: 105	52-41-10-2	GF: 339	GA: 322
at home:	GP: 53	27-20-5-1	GF: 187	GA: 169
on road:	GP: 52	25-21-5-1	GF: 152	GA: 153
in overtime:	GP: 14	4-4-6		

Owner & governor.....	Charles B. Wang
General manager	Garth Snow
Head coach.....	Scott Gordon
Assistant coaches.....	Dean Chynoweth, Scott Allen
Goaltending coach.....	Mike Dunham
Vice president of communications.....	Josh Bernstein
Director of communications	Seth Sylvan
Communications manager	Kimber Auerbach
General office.....	(516) 501-6700

Inaugural season	1972-73
Stanley Cup titles	4 (1980, 1981, 1982, 1983)
Home ice	Nassau Veterans Memorial Coliseum (1972)
Building capacity	16,234
2008-09 record	26-47-9
AHL affiliate.....	Bridgeport Sound Tigers

2008-09 SERIES RECAP

ISLANDERS WIN SEASON SERIES: 2-1-1 (HURRICANES: 2-2-0)

At CAROLINA HURRICANES	Attend	Goaltenders	Winning Goal
07 Apr '09 Hurricanes 9 Islanders 0	18,680	Ward-MacDonald/Danis	Dennis Seidenberg
20 Mar '09 Hurricanes 5 Islanders 4	18,137	Ward-Mannino	Chad LaRose

SERIES STATISTICS

HURRICANES SPECIALTY TEAMS				ISLANDERS SPECIALTY TEAMS			
Power Play.....	5-21	23.8%		Power Play.....	3-15	20.0%	
Penalty Killing.....	12-15	80.0%		Penalty Killing.....	16-21	76.2%	

GOALTENDING

HURRICANES	GP	Min	W-L-OT	SO	GA	SA	SV	GAA	SV%
Cam Ward	4	240	4-0-0	1	9	128	119	2.25	.930

At NEW YORK ISLANDERS	Attend	Goaltenders	Winning Goal
19 Feb '09 Hurricanes 6 Islanders 2	11,802	Ward-MacDonald	Eric Staal
25 Oct '08 Hurricanes 4 Islanders 3	11,219	Ward-Dipietro/MacDonald	Chad LaRose

HURRICANES LEADING SCORER

	GP	G	A	TP	+/-	PM
Eric Staal	4	6	1	7	9	0

ISLANDERS LEADING SCORERS

	GP	G	A	TP	+/-	PM
Mark Streit	4	2	1	3	-3	4
Andy Hilbert	3	0	3	3	-1	0

ISLANDERS	GP	Min	W-L-OT	SO	GA	SA	SV	GAA	SV%
Peter Mannino	1	60	0-1-0	0	5	37	32	5.01	.865
Joey MacDonald	3	139	0-2-0	0	14	93	79	6.02	.849
Rick Dipietro	1	20	0-0-0	0	2	12	10	6.02	.833
Yann Danis	1	20	0-1-0	0	3	10	7	9.00	.700

ALL-TIME SEASON SERIES RECORDS

YEAR	OVERALL	HOME	ROAD	YEAR	OVERALL	HOME	ROAD	YEAR	OVERALL	HOME	ROAD
1979-80	1-3-0	1-1-0	0-2-0	1989-90	2-1-0	1-1-0	1-0-0	1999-00	3-1-0-0	1-1-0-0	2-0-0-0
1980-81	0-2-2	0-0-2	0-2-0	1990-91	0-2-1	0-1-0	0-1-1	2001-02	1-1-0-2	0-1-0-1	1-0-0-1
1981-82	0-2-1	0-1-1	0-1-0	1991-92	1-2-0	1-1-0	0-1-0	2002-03	2-2-0-0	1-1-0-0	1-1-0-0
1982-83	1-2-0	0-1-0	1-1-0	1992-93	1-2-1	1-1-0	0-1-1	2003-04	2-2-0-0	0-2-0-0	2-0-0-0
1983-84	2-1-0	2-0-0	0-1-0	1993-94	2-1-1	1-0-1	1-1-0	2005-06	3-1-0	2-0-0	1-1-0
1984-85	1-1-1	0-1-0	1-0-1	1994-95	2-1-0	2-0-0	0-1-0	2006-07	2-1-1	2-0-0	0-1-1
1985-86	1-2-0	0-2-0	1-0-0	1995-96	3-0-1	2-0-0	1-0-1	2007-08	2-2-0	0-2-0	2-0-0
1986-87	2-1-0	1-0-0	1-1-0	1996-97	1-2-1	0-1-1	1-1-0	2008-09	4-0-0	2-0-0	2-0-0
1987-88	1-2-0	1-1-0	0-1-0	1997-98	2-2-0	1-1-0	1-1-0				
1988-89	2-1-0	1-0-0	1-1-0	1998-99	5-0-0	2-0-0	3-0-0				

ALL-TIME SEASON GAME RESULTS

10/20/1979	L	1-6	at NYI	12/26/1985	W	4-3	at NYI	2/28/1993	L	6-7*	NYI	1/30/1998	L	0-2	at NYI	4/6/2003	L	1-2	NYI
10/26/1979	L	1-2	NYI	3/13/1986	L	2-3	NYI	4/13/1993	T	3-3*	at NYI	11/5/1998	W	6-3	at NYI	11/26/2003	W	2-0	at NYI
1/26/1980	L	2-3	at NYI	11/5/1986	W	3-2	NYI	4/14/1993	W	5-4*	NYI	11/28/1998	W	3-1	at NYI	1/23/2004	L	2-3	NYI
2/3/1980	W	5-3	NYI	11/22/1986	W	6-3	at NYI	11/6/1993	L	3-5	at NYI	2/21/1999	W	4-1	NYI	3/27/2004	W	3-2	at NYI
10/19/1980	T	3-3	NYI	1/31/1987	L	2-4	at NYI	1/1/1994	W	4-3	at NYI	3/24/1999	W	2-1	NYI	4/2/2004	L	4-6	NYI
11/20/1980	L	0-5	at NYI	1/21/1988	W	4-3	NYI	1/8/1994	W	6-0	NYI	4/10/1999	W	6-1	at NYI	10/8/2005	L	2-3	at NYI
12/27/1980	T	5-5	NYI	2/20/1988	L	0-3	at NYI	4/6/1994	T	3-3*	NYI	10/30/1999	W	4-0	at NYI	1/6/2006	W	4-1	NYI
1/3/1981	L	1-8	at NYI	2/21/1988	L	2-7	NYI	3/7/1995	L	1-3	at NYI	11/10/1999	L	0-2	NYI	1/7/2006	W	3-0	at NYI
10/29/1981	T	6-6	NYI	2/4/1989	L	3-5	at NYI	3/14/1995	W	6-4	NYI	2/8/2000	W	4-3	at NYI	1/19/2006	W	4-3	NYI
2/14/1982	L	1-9	NYI	2/28/1989	W	3-1	at NYI	3/25/1995	W	5-1	NYI	3/26/2000	W	4-1	NYI	10/21/2006	OT	3-4*	at NYI
3/27/1982	L	4-5	at NYI	3/14/1989	W	8-2	NYI	12/6/1995	W	7-4	NYI	12/19/2000	L	1-2	at NYI	11/22/2006	L	2-4	at NYI
12/26/1982	L	2-3	NYI	12/6/1989	L	3-4	NYI	12/16/1995	T	3-3*	at NYI	1/7/2001	W	5-2	NYI	12/22/2006	W	5-1	NYI
1/18/1983	L	1-8	at NYI	1/23/1990	W	4-2	NYI	1/17/1996	W	6-3	at NYI	3/1/2001	W	3-1	at NYI	1/6/2007	W	4-2	NYI
2/12/1983	W	4-2	at NYI	3/6/1990	W	4-2	at NYI	3/30/1996	W	3-1	NYI	3/18/2001	W	2-1	NYI	10/27/2007	W	8-3	at NYI
11/15/1983	L	4-6	at NYI	12/20/1990	L	2-4	at NYI	10/17/1996	W	3-1	at NYI	10/17/2001	L	0-4	NYI	12/31/2007	L	1-4	NYI
1/5/1984	W	4-2	NYI	1/29/1991	L	1-8	NYI	10/30/1996	T	2-2*	at NYI	10/18/2001	OTL	1-2*	at NYI	1/21/2008	W	3-2*	at NYI
3/18/1984	W	5-4	NYI	2/3/1991	T	1-1*	at NYI	1/24/1997	L	5-2	NYI	10/26/2001	OTL	2-3*	at NYI	1/22/2008	L	3-6	NYI
12/8/1984	W	4-3	at NYI	12/17/1991	L	2-4	NYI	4/11/1997	L	6-4	at NYI	4/8/2002	W	2-1	at NYI	10/25/2008	W	4-3	at NYI
12/21/1984	L	0-1	NYI	12/29/1991	W	6-4	NYI	11/7/1997	L	2-3	NYI	10/22/2002	W	4-1	at NYI	2/19/2009	W	6-2	at NYI
2/16/1985	T	4-4*	at NYI	1/9/1992	L	1-2	at NYI	12/3/1997	W	5-3	NYI	10/30/2002	W	4-2	NYI	3/20/2009	W	5-4	NYI
12/23/1985	L	3-6	NYI	10/24/1992	L	2-4	at NYI	1/10/1998	W	2-1*	at NYI	12/28/2002	L	0-3	at NYI	4/7/2009	W	9-0	NYI



NEW YORK RANGERS

2009-10 SCHEDULE

12/21/2009.....	at CAR.....	7 p.m.
12/31/2009.....	at CAR.....	8 p.m.
1/2/2010.....	at NYR.....	1 p.m.
1/27/2010.....	at NYR.....	7 p.m.

HURRICANES vs. NY RANGERS

ALL-TIME:	GP: 104.....	46-49-9.....	GF: 301.....	GA: 344.....
at home:	GP: 51.....	30-18-3.....	GF: 170.....	GA: 153.....
on road:	GP: 53.....	16-31-6.....	GF: 131.....	GA: 191.....
in overtime:	GP: 12.....	5-1-6.....		

Chairman, Madison Square Garden.....	James L. Nolan
President and general manager	Glen Sather
Head coach.....	John Tortorella
Assistant coaches	Benoit Allaire, Mike Sullivan
Vice president, public relations and player recruitment.....	John Rosasco
Director, public relations.....	Brendan McIntyre
Manager, public relations.....	Lauren Buchman
General office.....	(212) 465-6486

Inaugural season	1926-27
Stanley Cup titles	4 (1928, 1933, 1940, 1994)
Home ice	Madison Square Garden (1968)
Building capacity	18,200
2008-09 record	43-30-9
AHL affiliate.....	Hartford Wolf Pack

2008-09 SERIES RECAP

HURRICANES WIN SEASON SERIES 2-1-1 (RANGERS: 2-2-0)

At CAROLINA HURRICANES	Attend	Goaltenders	Winning Goal
02 Apr '09 Hurricanes 4 Rangers 2	18,680	Ward-Lundqvist	Chad LaRose
09 Mar '09 Hurricanes 3 Rangers 0	17,826	Ward-Valiquette	Joseph Corvo

SERIES STATISTICS

HURRICANES SPECIALTY TEAMS				RANGERS SPECIALTY TEAMS			
Power Play.....	2-24.....	8.3%		Power Play.....	2-18.....	11.1%	
Penalty Killing.....	16-18.....	88.9%		Penalty Killing.....	22-24.....	91.7%	

GOALTENDING

HURRICANES	GP	Min	W-L-OT	SO	GA	SA	SV	GAA	SV%
Cam Ward	4	244	2-1-1	1	7	126	119	1.72	.944

At NEW YORK RANGERS	Attend	Goaltenders	Winning Goal
27 Jan '09 Hurricanes 2 Rangers 3	18,200	Ward-Valiquette	Brandon Dubinsky
13 Dec '08 Hurricanes 2 Rangers 3 (SO)	18,200	Ward-Lundqvist	Chris Drury

HURRICANES LEADING SCORERS							RANGERS LEADING SCORER						
	GP	G	A	TP	+/-	PM		GP	G	A	TP	+/-	PM
Rod Brind'Amour	4	2	3	5	2	2	Scott Gomez	4	1	3	4	1	8
Ray Whitney	4	1	4	5	3	4							

RANGERS	GP	Min	W-L-OT	SO	GA	SA	SV	GAA	SV%
Stephen Valiquette	2	118	1-1-0	0	4	70	66	2.04	.943
Henrik Lundqvist	2	122	1-1-0	0	6	54	48	2.94	.889

ALL-TIME SEASON SERIES RECORDS

YEAR	OVERALL	HOME	ROAD	YEAR	OVERALL	HOME	ROAD	YEAR	OVERALL	HOME	ROAD
1979-80	1-2-1	1-1-0	0-1-1	1989-90	1-2-0	1-1-0	0-1-0	1999-00	1-3-0-0	1-1-0-0	0-2-0-0
1980-81	1-3-0	1-1-0	0-2-0	1990-91	1-2-0	1-0-0	0-2-0	2000-01	3-1-0-0	1-1-0-0	2-0-0-0
1981-82	1-1-1	0-1-1	1-0-0	1991-92	1-2-0	1-1-0	0-1-0	2001-02	3-1-0-0	2-0-0-0	1-1-0-0
1982-83	1-2-0	1-0-0	0-2-0	1992-93	1-1-1	0-0-1	1-1-0	2002-03	0-4-0-0	0-2-0-0	0-2-0-0
1983-84	2-1-0	2-0-0	0-1-0	1993-94	1-3-0	1-1-0	0-2-0	2003-04	2-1-1-0	2-0-0-0	0-1-1-0
1984-85	1-0-2	0-0-1	1-0-1	1994-95	1-2-0	0-1-0	1-1-0	2005-06	3-1-0	2-0-0	1-1-0
1985-86	2-1-0	1-1-0	1-0-0	1995-96	2-1-1-	1-1-0	1-0-1	2006-07	1-2-1	1-1-0	0-1-1
1986-87	3-0-0	1-0-0	2-0-0	1996-97	2-2-0	2-0-0	0-2-0	2007-08	2-2-0	1-1-0	1-1-0
1987-88	1-2-0	1-1-0	0-1-0	1997-98	1-3-0	1-1-0	0-2-0	2008-09	2-1-1	2-0-0	0-1-1
1988-89	2-1-0	1-0-0	1-1-0	1998-99	3-2-0	1-1-0	2-1-0				

ALL-TIME SEASON GAME RESULTS

10/28/1979	T	2-2	at	NYR	1/20/1986	W	5-0	at	NYR	12/19/1992	T	4-4*	NYR	10/30/1998	L	0-1	at	NYR	10/18/2003	T	2-2*	at	NYR		
12/7/1979	L	4-7	NYR		2/1/1986	L	1-3	NYR		4/5/1993	W	5-4	at	NYR	12/23/1998	W	1-0	at	NYR	10/30/2003	L	1-4	at	NYR	
1/7/1980	L	2-5	at	NYR	12/21/1986	W	4-3*	at	NYR	10/30/1993	L	1-4	NYR	12/26/1998	L	3-6	NYR		11/6/2003	W	6-3	NYR			
2/18/1980	W	6-4	NYR		3/18/1987	W	5-3	at	NYR	12/15/1993	L	2-5	at	NYR	1/28/1999	W	3-2*	NYR		1/8/2004	W	3-2	NYR		
11/16/1980	L	3-7	at	NYR	4/4/1987	W	5-3	NYR		2/19/1994	W	4-2	NYR	2/12/1999	W	3-1	at	NYR		11/17/2005	W	5-1	NYR		
2/22/1981	W	6-5	NYR		10/10/1987	L	2-6	NYR		3/16/1994	L	0-4	at	NYR	10/8/1999	L	1-3	at	NYR		11/19/2005	L	3-4	at	NYR
3/14/1981	L	2-6	at	NYR	3/5/1988	W	3-1	NYR		2/24/1995	W	2-1	at	NYR	1/9/2000	W	1-0	NYR		3/6/2006	W	2-1	at	NYR	
3/21/1981	L	4-6	NYR		3/20/1988	L	1-2	at	NYR	3/1/1995	L	2-5	NYR	1/18/2000	L	2-3	at	NYR		3/14/2006	W	5-3	NYR		
12/6/1981	W	5-3	at	NYR	10/12/1988	W	4-3	at	NYR	4/20/1995	L	2-3	at	NYR	1/20/2000	L	1-4	NYR		11/15/2006	W	2-1	NYR		
2/13/1982	L	2-3	NYR		12/8/1988	W	5-4	NYR		10/7/1995	W	2-0	NYR	12/27/2000	W	4-3	NYR		11/21/2006	L	0-4	at	NYR		
4/3/1982	T	3-3	NYR		1/2/1989	L	4-5	at	NYR	10/16/1995	W	7-5	at	NYR	1/22/2001	L	2-5	NYR		2/15/2007	L	1-4	NYR		
12/1/1982	L	1-6	at	NYR	10/19/1989	L	3-7	at	NYR	11/11/1995	L	1-4	NYR	1/24/2001	W	3-2	at	NYR		3/11/2007	L	1-2**	at	NYR	
12/4/1982	W	5-2	NYR		11/18/1989	L	2-3	NYR		12/22/1995	T	3-3*	at	NYR	4/4/2001	W	3-1	at	NYR		12/3/2007	W	4-0	at	NYR
2/23/1983	L	3-11	at	NYR	3/3/1990	W	6-4	NYR		12/16/1996	L	5-2	at	NYR	10/5/2001	W	3-1	NYR		12/26/2007	L	2-4	at	NYR	
11/26/1983	W	4-3*	NYR		10/6/1990	W	5-4	NYR		2/5/1997	L	5-2	at	NYR	11/2/2001	W	3-2	NYR		1/29/2008	W	3-1	NYR		
3/31/1984	W	5-3	NYR		1/13/1991	L	3-4	at	NYR	2/21/1997	W	7-2	NYR	11/29/2001	L	0-5	at	NYR		2/28/2008	L	2-4	NYR		
4/1/1984	L	0-2	at	NYR	2/15/1991	L	3-5	at	NYR	3/29/1997	W	2-1	NYR	12/10/2001	W	4-3*	at	NYR		12/13/2008	OT	2-3**	at	NYR	
10/11/1984	T	4-4*	at	NYR	10/12/1991	W	5-2	NYR		10/20/1997	L	2-4	at	NYR	10/9/2002	L	1-4	NYR		1/27/2009	L	2-3	at	NYR	
2/9/1985	T	2-2	NYR		12/14/1991	L	2-6	NYR		11/21/1997	L	3-4	NYR	11/25/2002	L	1-3	at	NYR		3/9/2009	W	3-0	NYR		
2/21/1985	W	4-3*	at	NYR	3/1/1992	L	4-9	at	NYR	1/6/1998	L	2-4	at	NYR	12/31/2002	L	0-2	NYR		4/2/2009	W	4-2	NYR		
10/12/1985	W	8-2	NYR		10/12/1992	L	2-6	at	NYR	3/26/1998	W	4-1	NYR	1/8/2003	L	1-5	at	NYR							



OTTAWA SENATORS

2009-10 SCHEDULE

12/12/2009.....	at OTT	7 p.m.
1/10/2010	at CAR	5 p.m.
3/4/2010	at CAR	7 p.m.
4/1/2010	at OTT	7:30 p.m.

HURRICANES vs. OTTAWA

ALL-TIME:	GP: 72	36-28-8	GF: 193	GA: 198
at home:	GP: 35	20-11-4	GF: 99	GA: 89
on road:	GP: 37	16-17-4	GF: 94	GA: 109
in overtime:	GP: 12	4-0-8		

Owner, governor & chairman	Eugene Melnyk
Executive vice president and general manager	Bryan Murray
Head coach	Cory Clouston
Assistant coach	Greg Carvel
Goaltending coach	Eli Wilson
Vice president, communications	Phil Legault
Manager, communications	Brian Morris
Coordinator, communications	Chris Moore
General office	(613) 599-0250

Inaugural season	1992-93
Stanley Cup titles	None
Home ice	Scotiabank Place (1996)
Building capacity	19,153
2008-09 record	36-35-11
AHL affiliate	Binghamton Senators

2008-09 SERIES RECAP

SEASON SERIES TIED: 2-2-0

At CAROLINA HURRICANES	Attend	Goaltenders	Winning Goal
25 Mar '09 Hurricanes 2 Senators 1	17,146	Ward-Elliott	Anton Babchuk
07 Nov '08 Hurricanes 2 Senators 1	15,206	Leighton-Gerber	Joseph Corvo

SERIES STATISTICS

HURRICANES SPECIALTY TEAMS				SENATORS SPECIALTY TEAMS			
Power Play	4-17	23.5%		Power Play	1-13	7.7%	
Penalty Killing	12-13	92.3%		Penalty Killing	13-17	76.5%	

GOALTENDING

HURRICANES	GP	Min	W-L-OT	SO	GA	SA	SV	GAA	SV%
Michael Leighton	2	98	1-0-0	0	2	36	34	1.22	.944
Cam Ward	3	140	1-2-0	0	9	71	62	3.86	.873

At OTTAWA SENATORS	Attend	Goaltenders	Winning Goal
24 Feb '09 Hurricanes 2 Senators 4	16,541	Leighton/Ward-Auld	Mike Comrie
13 Jan '09 Hurricanes 1 Senators 5	18,512	Ward-Elliott	Dean McAmmond

HURRICANES LEADING SCORERS

	GP	G	A	TP	+/-	PM
Joseph Corvo	4	2	2	4	-1	0
Rod Brind'Amour	4	1	3	4	1	2

SENATORS LEADING SCORERS

	GP	G	A	TP	+/-	PM
Antoine Vermette	3	1	3	4	2	6
Daniel Alfredsson	4	0	4	4	4	0

SENATORS	GP	Min	W-L-OT	SO	GA	SA	SV	GAA	SV%
Alex Auld	1	60	1-0-0	0	2	43	41	2.01	.953
Brian Elliott	2	118	1-1-0	0	3	54	51	1.52	.944
Martin Gerber	1	59	0-1-0	0	2	30	28	2.04	.933

ALL-TIME SEASON SERIES RECORDS

YEAR	OVERALL	HOME	ROAD	YEAR	OVERALL	HOME	ROAD	YEAR	OVERALL	HOME	ROAD
1992-93	6-1-0	3-0-0	3-1-0	1998-99	1-1-2	0-0-2	1-1-0	2005-06	2-2-0	1-1-0	1-1-0
1993-94	4-0-1	2-0-0	2-0-1	1999-00	1-3-0-0	1-1-0-0	0-2-0-0	2006-07	1-3-0	0-2-0	1-1-0
1994-95	4-0-0	2-0-0	2-0-0	2000-01	3-1-0-0	1-1-0-0	2-0-0-0	2007-08	2-2-0	1-1-0	1-1-0
1995-96	3-1-1	2-1-0	1-0-1	2001-02	0-3-1-0	0-2-0-0	0-1-1-0	2008-09	2-2-0	2-0-0	0-2-0
1996-97	2-2-1	2-0-0	0-2-1	2002-03	0-3-1-0	0-1-1-0	0-2-0-0				
1997-98	4-2-0	3-0-0	1-2-0	2003-04	1-2-1-0	0-1-1-0	1-1-0-0				

ALL-TIME SEASON GAME RESULTS

10/14/1992 W 4-1 OTT	4/12/1995 W 4-2 OTT	1/5/1998 W 4-1 OTT	11/15/2001 T 1-1* at OTT	11/4/2006 W 3-2 at OTT
10/22/1992 W 5-1 at OTT	11/2/1995 L 0-5 OTT	1/22/1998 W 4-2 at OTT	12/18/2001 L 1-5 OTT	11/28/2006 L 1-4 OTT
11/19/1992 W 4-2 at OTT	11/4/1995 W 5-4 at OTT	10/24/1998 W 3-1 at OTT	4/2/2002 L 3-4 at OTT	2/27/2007 L 2-4 OTT
12/9/1992 W 6-2 OTT	11/15/1995 W 3-2 OTT	12/18/1998 L 1-5 at OTT	10/23/2002 L 1-4 at OTT	2/28/2007 L 0-2 at OTT
1/28/1993 L 2-5 at OTT	1/5/1996 W 4-2 OTT	1/4/1999 T 4-4* OTT	11/19/2002 T 4-4* OTT	10/11/2007 W 5-3 at OTT
4/3/1993 W 7-3 OTT	3/22/1996 T 1-1* at OTT	4/17/1999 T 1-1* OTT	12/7/2002 L 2-5 at OTT	12/12/2007 L 0-6 OTT
4/7/1993 W 6-1 at OTT	11/23/1996 T 3-3* at OTT	11/17/1999 W 2-1 OTT	3/18/2003 L 5-6 OTT	1/17/2008 L 1-5 at OTT
11/10/1993 W 4-3* OTT	12/28/1996 W 3-2 OTT	12/23/1999 L 3-4 at OTT	11/20/2003 L 1-6 at OTT	3/16/2008 W 5-1 OTT
11/29/1993 W 4-2 at OTT	2/15/1997 W 2-1 OTT	1/4/2000 L 1-2 OTT	1/11/2004 T 2-2* OTT	11/7/2008 W 2-1 OTT
12/23/1993 W 2-1 at OTT	2/16/1997 L 2-4 at OTT	2/15/2000 L 1-5 at OTT	1/20/2004 L 1-3 OTT	1/13/2009 L 1-5 at OTT
12/26/1993 W 3-2* OTT	4/9/1997 L 4-5 at OTT	11/12/2000 W 4-0 OTT	3/20/2004 W 3-2* at OTT	2/24/2009 L 2-4 at OTT
1/27/1994 T 1-1* at OTT	10/4/1997 L 2-3 at OTT	11/16/2000 W 1-0 at OTT	10/24/2005 W 3-2 OTT	3/25/2009 W 2-1 OTT
1/25/1995 W 4-1 OTT	11/9/1997 W 4-1 OTT	12/3/2000 L 0-2 OTT	11/15/2005 W 2-1 at OTT	
2/1/1995 W 2-1 at OTT	12/16/1997 W 2-1 OTT	4/1/2001 W 3-2* at OTT	11/22/2005 L 3-5 OTT	
2/28/1995 W 6-3 at OTT	12/18/1997 L 2-3 at OTT	10/9/2001 L 2-6 OTT	12/28/2005 L 2-6 at OTT	



PHILADELPHIA FLYERS

2009-10 SCHEDULE

10/2/2009 at CAR	7 p.m.
10/31/2009 at PHI	1 p.m.
12/26/2009 at CAR	7 p.m.
1/23/2010 at PHI	1 p.m.

HURRICANES vs. PHILADELPHIA

ALL-TIME:	GP: 103	28-53-19-3	GF: 282	GA: 377
at home:	GP: 52	16-24-11-1	GF: 162	GA: 189
on road:	GP: 51	12-29-8-2	GF: 130	GA: 188
in overtime:	GP: 27	3-10-14		

Chairman	Ed Snider
General manager	Paul Holmgren
Head coach	John Stevens
Assistant coaches	Craig Berube, Joe Mullen, Jack McIlhargey
Senior director of communications	Zack Hill
Manager, communications and new media	Kevin Kurz
Coordinator, media services and publications	Joe Siville
General office	(215) 465-4500

Inaugural season	1967-68
Stanley Cup titles	2 (1974, 1975)
Home ice	Wachovia Center (1996)
Building capacity	19,523
2008-09 record	44-27-11
AHL affiliate	Adirondack Phantoms

2008-09 SERIES RECAP

FLYERS WIN SEASON SERIES: 3-0-1 (HURRICANES: 1-2-1)

At CAROLINA HURRICANES	Attend	Goaltenders	Winning Goal
06 Dec '08 Hurricanes 1 Flyers 2 (OT)	14,061	Leighton-Niittymaki	Jeff Carter
26 Nov '08 Hurricanes 1 Flyers 3	15,057	Ward-Niittymaki	Matthew Carle

At PHILADELPHIA FLYERS	Attend	Goaltenders	Winning Goal
11 Dec '08 Hurricanes 5 Flyers 6 (SO)	19,057	Leighton-Niittymaki	Simon Gagne
28 Nov '08 Hurricanes 3 Flyers 2 (OT)	19,587	Ward-Biron	Sergei Samsonov

SERIES STATISTICS

HURRICANES SPECIALTY TEAMS				FLYERS SPECIALTY TEAMS			
Power Play	3-21	14.3%		Power Play	4-15	26.7%	
Penalty Killing	11-15	73.3%		Penalty Killing	18-21	85.7%	

HURRICANES LEADING SCORERS							FLYERS LEADING SCORER						
	GP	G	A	TP	+/-	PM		GP	G	A	TP	+/-	PM
Eric Staal	4	2	2	4	2	6	Jeff Carter	4	2	4	6	-1	6
Tuomo Ruutu	4	1	3	4	1	4							

GOALTENDING

HURRICANES	GP	Min	W-L-OT	SO	GA	SA	SV	GAA	SV%
Cam Ward	2	122	1-1-2	0	4	52	48	1.96	.923
Michael Leighton	2	128	0-0-2	0	7	68	61	3.27	.897

FLYERS	GP	Min	W-L-OT	SO	GA	SA	SV	GAA	SV%
Antero Niittymaki	3	188	3-0-1	0	7	95	88	2.23	.926
Martin Biron	1	64	0-0-1	0	3	30	27	2.82	.900

ALL-TIME SEASON SERIES RECORDS

YEAR	OVERALL	HOME	ROAD	YEAR	OVERALL	HOME	ROAD	YEAR	OVERALL	HOME	ROAD
1979-80	0-2-2	0-0-2	0-2-0	1989-90	2-1-0	1-0-0	1-1-0	1999-00	2-2-0-0	1-1-0-0	1-1-0-0
1980-81	0-3-1	0-2-0	0-1-1	1990-91	3-0-0	2-0-0	1-0-0	2000-01	1-2-0-1	1-1-0-0	0-1-0-1
1981-82	0-3-0	0-1-0	0-2-0	1991-92	3-0-0	1-0-0	2-0-0	2001-02	1-2-0-1	1-1-0-0	0-1-0-1
1982-83	1-2-0	1-1-0	0-1-0	1992-93	0-3-0	0-2-0	0-1-0	2002-03	0-1-2-1	0-0-1-1	0-1-1-0
1983-84	2-1-0	1-0-0	1-1-0	1993-94	1-3-0	0-2-0	1-1-0	2003-04	0-2-2-0	0-1-1-0	0-1-1-0
1984-85	0-2-1	0-1-1	0-1-0	1994-95	1-2-0	1-1-0	0-1-0	2005-06	2-0-2	1-0-1	1-0-1
1985-86	0-3-0	0-1-0	0-2-0	1995-96	0-3-1	0-1-1	0-2-0	2006-07	2-2-0	1-1-0	1-1-0
1986-87	2-1-0	1-1-0	1-0-0	1996-97	0-3-1	0-2-0	0-1-1	2007-08	1-2-1	0-2-0	1-0-1
1987-88	1-2-0	1-0-0	0-2-0	1997-98	1-2-1	0-1-1	1-1-0	2008-09	1-1-2	0-1-1	1-0-1
1988-89	1-1-1	1-0-1	0-1-0	1998-99	0-2-2	0-1-1	0-1-1				

ALL-TIME SEASON GAME RESULTS

11/27/1979	L	2-6	at	PHI	11/16/1985	L	2-5	PHI	2/24/1993	L	2-5	PHI	10/17/1998	T	1-1*	PHI	11/18/2003	T	2-2*	PHI				
12/23/1979	L	2-4	at	PHI	11/21/1985	L	0-3	at	PHI	4/16/1993	L	4-5*	PHI	11/20/1998	L	1-3	PHI	11/28/2003	L	2-4	at	PHI		
12/26/1979	T	4-4		PHI	10/18/1986	L	3-6		PHI	10/9/1993	L	2-5		PHI	1/9/1999	L	0-2	at	PHI	3/23/2004	L	2-4	PHI	
3/21/1980	T	5-5		PHI	12/4/1986	W	2-1	at	PHI	11/18/1993	L	3-6	at	PHI	3/30/1999	T	3-3*	at	PHI	10/28/2005	W	8-6	PHI	
10/26/1980	L	1-6	at	PHI	3/7/1987	W	5-3		PHI	3/19/1994	W	5-3	at	PHI	10/7/1999	W	2-0	at	PHI	12/29/2005	OT	3-4*	PHI	
11/8/1980	L	4-5		PHI	10/31/1987	W	7-4		PHI	4/2/1994	L	5-6		PHI	11/11/1999	L	1-4	at	PHI	1/17/2006	W	4-3**	at	PHI
2/8/1981	T	6-6	at	PHI	12/3/1987	L	2-5	at	PHI	1/26/1995	L	2-3	at	PHI	1/11/2000	L	3-4		PHI	3/8/2006	OT	2-3**	at	PHI
3/29/1981	L	1-4		PHI	2/15/1988	L	4-5*	at	PHI	3/22/1995	W	4-3		PHI	4/2/2000	W	1-0		PHI	12/19/2006	W	2-1	at	PHI
11/12/1981	L	3-5	at	PHI	10/22/1988	W	8-6		PHI	4/28/1995	L	3-4		PHI	11/30/2000	W	2-0		PHI	12/31/2006	L	2-5		PHI
3/20/1982	L	2-5		PHI	12/23/1988	L	4-5	at	PHI	11/5/1995	L	1-6	at	PHI	12/23/2000	OTL	1-2*	at	PHI	2/22/2007	W	3-2*		PHI
3/21/1982	L	3-5	at	PHI	3/12/1989	T	3-3*		PHI	11/18/1995	L	2-4		PHI	1/27/2001	L	3-4		PHI	3/28/2007	L	1-5	at	PHI
12/11/1982	W	7-4		PHI	11/25/1989	W	5-2		PHI	12/23/1995	T	3-3*		PHI	2/19/2001	L	0-4	at	PHI	10/20/2007	OT	2-3*	at	PHI
1/8/1983	L	4-7		PHI	12/14/1989	W	3-2	at	PHI	3/25/1996	L	0-3	at	PHI	12/21/2001	OTL	3-4*	at	PHI	11/21/2007	L	3-6		PHI
1/9/1983	L	4-8	at	PHI	2/1/1990	L	1-2	at	PHI	12/12/1996	L	3-2	at	PHI	1/6/2002	L	3-4		PHI	11/28/2007	L	1-3		PHI
11/6/1983	L	2-4	at	PHI	12/22/1990	W	1-0		PHI	12/14/1996	L	4-0		PHI	1/27/2002	L	2-4	at	PHI	12/15/2007	W	6-5**	at	PHI
12/4/1983	W	6-5	at	PHI	1/26/1991	W	5-3		PHI	2/19/1997	T	2-2*	at	PHI	3/28/2002	W	4-1		PHI	11/26/2008	L	1-3		PHI
2/25/1984	W	9-7		PHI	2/2/1991	W	2-0	at	PHI	3/2/1997	L	5-2		PHI	11/5/2002	OTL	1-2*		PHI	11/28/2008	W	3-2*	at	PHI
11/15/1984	L	1-6	at	PHI	11/27/1991	W	7-3	at	PHI	12/23/1997	L	2-4	at	PHI	11/15/2002	T	1-1*		PHI	12/6/2008	OT	1-2*		PHI
11/24/1984	T	4-4		PHI	4/12/1992	W	4-2		PHI	1/8/1998	T	3-3*		PHI	2/15/2003	T	2-2*	at	PHI	12/11/2008	OT	5-6**	at	PHI
2/26/1985	L	2-3		PHI	4/15/1992	W	4-3*	at	PHI	3/28/1998	W	4-2	at	PHI	3/13/2003	L	3-5	at	PHI					
10/24/1985	L	0-3	at	PHI	1/24/1993	L	4-5*	at	PHI	3/29/1998	L	1-3		PHI	10/25/2003	T	4-4*	at	PHI					



PHOENIX COYOTES

2009-10 SCHEDULE

3/13/2010 at CAR 7 p.m.

HURRICANES vs. PHOENIX

ALL-TIME: GP: 65 31-26-8 GF: 231 GA: 213
at home: GP: 32 15-11-6 GF: 108 GA: 93
on road: GP: 33 16-15-2 GF: 123 GA: 120
in overtime: GP: 10 3-1-6

Majority Investor Jerry Moyes
Managing partner & head coach Wayne Gretzky
General manager Don Maloney
Associate coach Ulf Samuelsson
Assistant coach Doug Sulliman
Goaltending coach Grant Fuhr
Director of media relations Sergey Kocharov
Manager of communications Rob Crean
General office (623) 772-3200

SERIES RECORDS

Winning streak 3 (4x) Last: 3/22/1988-2/11/1989
Losing streak 4 (2x) Last: 2/26/2003-1/4/2007
Unbeaten streak 7 11/26/1980-12/17/1982
Goals scored 8 (3x) Last: 11/23/1985 (W, 8-1)
Goals allowed 8 (3x) Last: 12/3/2005 (L, 4-8)
Goals, both teams 15 1/18/1993 (L, 7-8)
Current CAR streak 2 wins
Current PHX streak 2 losses

Inaugural season 1972-73 (Winnipeg WHA); 1979-80 (NHL); 1996-97 (Phoenix)
Stanley Cup titles None
Home ice Jobing.com Arena (2003)
Building capacity 17,799
2008-09 record 36-39-7
AHL affiliate San Antonio Rampage

LAST TRANSACTION

1/8/2007 CAR acquired Dennis Seidenberg in exchange for Kevyn Adams

2008-09 SERIES RECAP

HURRICANES WIN SEASON SERIES: 2-0-0

At CAROLINA HURRICANES Attend Goaltenders Winning Goal
21 Nov '08 Hurricanes 5 Coyotes 2 14,848 Ward-Bryzgalov Eric Staal

At PHOENIX COYOTES Attend Goaltenders Winning Goal
07 Feb '09 Hurricanes 7 Coyotes 2 15,229 Ward-Bryzgalov/Tellqvist Matt Cullen

SERIES STATISTICS

HURRICANES SPECIALTY TEAMS COYOTES SPECIALTY TEAMS
Power Play 4-7 57.1% Power Play 2-9 22.2%
Penalty Killing 7-9 77.8% Penalty Killing 3-7 42.9%

HURRICANES LEADING SCORER COYOTES LEADING SCORER
GP G A TP +/- PM GP G A TP +/- PM
Sergei Samsonov 2 1 4 5 1 0 Shane Doan 2 2 0 2 -4 0

GOALTENDING

HURRICANES GP Min W-L-OT SO GA SA SV GAA SV%
Cam Ward 2 120 2-0-0 0 4 60 56 2.01 .933


COYOTES GP Min W-L-OT SO GA SA SV GAA SV%
Ilya Bryzgalov 2 99 0-2-0 0 8 60 52 4.84 .867
Mikael Tellqvist 1 20 0-0-0 0 3 13 10 9.00 .769

ALL-TIME SEASON SERIES RECORDS

YEAR	OVERALL	HOME	ROAD	YEAR	OVERALL	HOME	ROAD	YEAR	OVERALL	HOME	ROAD
1979-80	2-2-0	2-0-0	0-2-0	1989-90	1-2-0	0-2-0	1-0-0	1999-00	0-2-0-0	0-1-0-0	0-1-0-0
1980-81	3-0-1	1-0-1	2-0-0	1990-91	1-2-0	1-0-0	0-2-0	2000-01	1-1-0-0	0-1-0-0	1-0-0-0
1981-82	2-1-0	1-1-0	1-0-0	1991-92	2-0-1	0-0-1	2-0-0	2001-02	1-0-0-0	1-0-0-0	0-0-0-0
1982-83	1-1-1	0-0-1	1-1-0	1992-93	1-2-0	0-1-0	1-1-0	2002-03	1-1-0-0	1-0-0-0	0-1-0-0
1983-84	0-2-1	0-1-1	0-1-0	1993-94	1-0-1	1-0-0	0-0-1	2003-04	0-1-0-0	0-1-0-0	0-0-0-0
1984-85	1-2-0	0-1-0	1-1-0	1994-95	Did Not Play Western Conf Teams			2005-06	0-1-0	0-0-0	0-1-0
1985-86	2-1-0	2-0-0	0-1-0	1995-96	1-1-0	0-1-0	1-0-0	2006-07	0-1-0	0-1-0	0-0-0
1986-87	1-1-1	0-0-1	1-1-0	1996-97	2-0-0	1-0-0	1-0-0	2007-08	Did Not Play Pacific Div Teams		
1987-88	2-1-0	2-0-0	0-1-0	1997-98	1-0-1	0-0-1	1-0-0	2008-09	2-0-0	1-0-0	1-0-0
1988-89	2-1-0	1-0-0	1-1-0	1998-99	0-0-1	0-0-0	0-0-1				

ALL-TIME SEASON GAME RESULTS

11/14/1979 L 2-3 at PHX (WPG)	2/25/1983 L 3-5 at PHX (WPG)	2/17/1988 W 4-3 PHX (WPG)	1/21/1992 T 3-3* PHX (WPG)	3/15/1999 T 5-5* at PHX
1/21/1980 W 7-2 PHX (WPG)	12/10/1983 T 5-5* PHX (WPG)	3/1/1988 L 3-6 at PHX (WPG)	3/13/1992 W 1-0 at PHX (WPG)	1/27/2000 L 2-4 PHX
2/15/1980 W 5-4 PHX (WPG)	1/8/1984 L 3-4 at PHX (WPG)	3/22/1988 W 4-3 PHX (WPG)	1/18/1993 L 7-8 vs. PHX (WPG)	3/1/2000 L 5-7 at PHX
3/26/1980 L 0-7 at PHX (WPG)	1/26/1984 L 2-6 PHX (WPG)	1/10/1989 W 2-1 at PHX (WPG)	1/30/1993 L 3-6 PHX (WPG)	2/7/2001 W 2-1* at PHX
11/26/1980 W 8-4 PHX (WPG)	10/24/1984 L 4-8 at PHX (WPG)	2/11/1989 W 7-3 PHX (WPG)	2/12/1993 W 6-2 at PHX (WPG)	2/16/2001 L 0-2 PHX
12/10/1980 W 8-5 at PHX (WPG)	11/7/1984 L 0-3 PHX (WPG)	2/19/1989 L 6-7* at PHX (WPG)	1/5/1994 W 4-0 PHX (WPG)	11/4/2001 W 1-0* PHX
1/10/1981 W 5-3 at PHX (WPG)	2/19/1985 W 6-2 at PHX (WPG)	11/10/1989 W 4-2 at PHX (WPG)	2/4/1994 T 2-2* at PHX (WPG)	11/12/2002 W 3-2 PHX
2/18/1981 T 3-3 PHX (WPG)	11/23/1985 W 8-1 PHX (WPG)	1/3/1990 L 2-4 PHX (WPG)	1/12/1996 W 3-2 at PHX (WPG)	2/26/2003 L 2-4 at PHX
12/30/1981 W 6-1 at PHX (WPG)	1/25/1986 W 7-2 PHX (WPG)	2/24/1990 L 1-3 PHX (WPG)	3/1/1996 L 2-5 PHX (WPG)	1/4/2004 L 0-3 PHX
1/6/1982 L 3-5 PHX (WPG)	2/14/1986 L 4-5 at PHX (WPG)	11/9/1990 L 4-5 at PHX (WPG)	10/5/1996 W 1-0 PHX	12/3/2005 L 4-8 at PHX
3/10/1982 W 6-2 PHX (WPG)	10/16/1986 T 4-4* PHX (WPG)	1/5/1991 W 4-3 PHX (WPG)	11/14/1996 W 2-1 at PHX	1/4/2007 L 0-2 PHX
12/17/1982 W 2-0 at PHX (WPG)	1/9/1987 L 0-3 at PHX (WPG)	2/26/1991 L 4-5 at PHX (WPG)	12/5/1997 T 2-2* PHX	11/21/2008 W 5-2 PHX
1/29/1983 T 2-2 PHX (WPG)	3/13/1987 W 3-0 at PHX (WPG)	10/16/1991 W 3-2 at PHX (WPG)	3/6/1998 W 5-4* at PHX	2/7/2009 W 7-2 at PHX



PITTSBURGH PENGUINS

2009-10 SCHEDULE

10/14/2009.....	at CAR.....	7 p.m.
12/7/2009.....	at PIT.....	7:30 p.m.
3/11/2010.....	at CAR.....	7 p.m.
3/20/2010.....	at PIT.....	1 p.m.

HURRICANES vs. PITTSBURGH

ALL-TIME:	GP: 110	49-48-12-1	GF: 399	GA: 406
at home:	GP: 56.....	28-23-5	GF: 205	GA: 197
on road:	GP: 54.....	21-25-7-1	GF: 194	GA: 209
in overtime:	GP: 18.....	3-4-11		

Co-owner/Chairman	Mario Lemieux
Executive vice president and general manager	Ray Shero
Head coach.....	Dan Bylsma
Assistant coach.....	Mike Yeo
Goaltending coach.....	Gilles Meloche
Vice president, communications.....	Tom McMillan
Senior director of team operations and communications	Frank Buonomo
Director of communications	Jennifer Bullano
General office	(412) 642-1300

Inaugural season	1967-68
Stanley Cup titles	3 (1991, 1992, 2009)
Home ice	Mellon Arena (1961)
Building capacity	16,940
2008-09 record	45-28-9
AHL affiliate.....	Wilkes-Barre/Scranton Penguins

2008-09 SERIES RECAP

HURRICANES WIN SEASON SERIES: 2-1-1 (PENGUINS: 2-2-0)

At CAROLINA HURRICANES	Attend	Goaltenders	Winning Goal
04 Apr '09 Hurricanes 3 Penguins 2 (OT)	18,680	Ward-Fleury	Anton Babchuk
04 Dec '08 Hurricanes 2 Penguins 5	14,559	Leighton-Sabourin	Petr Sykora

At PITTSBURGH PENGUINS	Attend	Goaltenders	Winning Goal
20 Jan '09 Hurricanes 2 Penguins 1	16,972	Ward-Fleury	Eric Staal
23 Oct '08 Hurricanes 1 Penguins 4	17,132	Leighton-Fleury	Ruslan Fedotenko

SERIES STATISTICS

HURRICANES SPECIALTY TEAMS			PENGUINS SPECIALTY TEAMS		
Power Play.....	2-14	14.3%	Power Play.....	4-13	30.8%
Penalty Killing.....	9-13	69.2%	Penalty Killing.....	12-14	85.7%

HURRICANES LEADING SCORER

	GP	G	A	TP	+/-	PM
Ray Whitney	4	1	3	4	-2	2

PENGUINS LEADING SCORER

	GP	G	A	TP	+/-	PM
Sidney Crosby	4	1	6	7	0	4

GOALTENDING

HURRICANES	GP	Min	W-L-OT	SO	GA	SA	SV	GAA	SV%
Cam Ward	2	121	2-0-0	0	3	68	65	1.49	.956
Michael Leighton	2	119	0-2-0	0	8	56	48	4.03	.857

PENGUINS	GP	Min	W-L-OT	SO	GA	SA	SV	GAA	SV%
Dany Sabourin	1	60	1-0-0	0	2	36	34	2.00	.944
Marc-Andre Fleury	3	180	1-1-1	0	6	95	89	2.00	.937

ALL-TIME SEASON SERIES RECORDS

YEAR	OVERALL	HOME	ROAD	YEAR	OVERALL	HOME	ROAD	YEAR	OVERALL	HOME	ROAD
1979-80	2-1-1	2-0-0	0-1-1	1989-90	2-0-1	1-0-0	1-0-1	1999-00	2-2-0-0	1-1-0-0	1-1-0-0
1980-81	2-2-0	1-1-0	1-1-0	1990-91	2-1-0	1-1-0	1-0-0	2000-01	3-1-0-0	1-1-0-0	2-0-0-0
1981-82	0-2-1	0-1-0	0-1-1	1991-92	2-0-1	0-0-1	2-0-0	2001-02	2-0-2-0	0-0-2-0	2-0-0-0
1982-83	0-3-0	0-2-0	0-1-0	1992-93	0-3-0	0-2-0	0-1-0	2002-03	2-2-0-0	1-1-0-0	1-1-0-0
1983-84	1-2-0	0-1-0	1-1-0	1993-94	1-4-0	1-2-0	0-2-0	2003-04	2-0-1-1	2-0-0-0	0-0-1-1
1984-85	2-1-0	2-0-0	0-1-0	1994-95	2-2-0	1-1-0	1-1-0	2005-06	3-1-0	1-1-0	2-0-0
1985-86	2-1-0	1-0-0	1-1-0	1995-96	2-3-1	2-0-1	0-3-0	2006-07	3-1-0	2-0-0	1-1-0
1986-87	3-0-0	2-0-0	1-0-0	1996-97	1-2-2	1-2-0	0-0-2	2007-08	2-1-1	2-0-0	0-1-1
1987-88	1-2-0	1-0-0	0-2-0	1997-98	0-6-0	0-3-0	0-3-0	2008-09	2-2-0	1-1-0	1-1-0
1988-89	2-1-0	1-1-0	1-0-0	1998-99	1-2-1	0-1-1	1-1-0				

ALL-TIME SEASON GAME RESULTS

10/13/1979	T	3-3	at	PIT	3/1/1986	L	1-5	at	PIT	10/16/1993	L	3-5	at	PIT	11/26/1997	L	2-3	at	PIT	3/6/2003	W	4-0	at	PIT
11/30/1979	W	7-5		PIT	10/28/1986	W	5-2		PIT	12/4/1993	L	6-7*		PIT	12/31/1997	L	2-3	at	PIT	4/2/2003	L	2-3	at	PIT
1/17/1980	W	7-1		PIT	2/3/1987	W	8-6	at	PIT	1/2/1994	W	7-2		PIT	1/12/1998	L	1-4		PIT	10/22/2003	T	1-1*	at	PIT
4/2/1980	L	4-6	at	PIT	3/28/1987	W	5-4		PIT	2/17/1994	L	4-6	at	PIT	4/16/1998	L	1-4		PIT	11/29/2003	W	4-3		PIT
10/15/1980	W	5-2	at	PIT	1/9/1988	W	5-4*		PIT	3/13/1994	L	2-3		PIT	12/4/1998	T	3-3*		PIT	12/18/2003	W	2-1*		PIT
12/26/1980	W	9-7		PIT	2/6/1988	L	4-5	at	PIT	2/16/1995	L	2-5	at	PIT	1/7/1999	L	2-4	at	PIT	3/19/2004	OTL	3-4*	at	PIT
2/19/1981	L	2-6	at	PIT	4/3/1988	L	2-4	at	PIT	2/18/1995	W	4-2		PIT	1/26/1999	W	5-3	at	PIT	10/7/2005	W	3-2**		PIT
4/5/1981	L	4-5		PIT	12/26/1988	L	3-4*		PIT	4/5/1995	W	8-4	at	PIT	3/10/1999	L	2-3*		PIT	10/29/2005	W	5-3	at	PIT
1/2/1982	L	4-9	at	PIT	2/26/1989	W	8-6		PIT	4/23/1995	L	2-4		PIT	10/23/1999	W	3-2	at	PIT	2/10/2006	L	3-4		PIT
1/3/1982	L	4-6		PIT	3/30/1989	W	9-5	at	PIT	10/20/1995	T	2-2*		PIT	11/27/1999	W	5-3		PIT	3/4/2006	W	7-5	at	PIT
2/10/1982	T	3-3	at	PIT	12/19/1989	W	8-4	at	PIT	12/9/1995	L	0-6	at	PIT	12/15/1999	L	3-6		PIT	10/14/2006	W	5-1	at	PIT
11/17/1982	L	3-4	at	PIT	3/25/1990	W	4-2		PIT	12/28/1995	L	4-9	at	PIT	4/3/2000	L	2-3	at	PIT	11/11/2006	W	6-2		PIT
12/21/1982	L	2-3		PIT	3/27/1990	T	3-3*	at	PIT	2/23/1996	L	4-5	at	PIT	10/18/2000	W	3-2	at	PIT	1/2/2007	L	0-3	at	PIT
3/12/1983	L	2-7		PIT	11/29/1990	W	6-4	at	PIT	3/13/1996	W	3-2		PIT	11/22/2000	W	3-1	at	PIT	3/2/2007	W	3-2		PIT
10/15/1983	W	6-4	at	PIT	12/8/1990	W	3-1		PIT	4/8/1996	W	5-4		PIT	3/23/2001	W	5-3		PIT	10/5/2007	W	4-1		PIT
12/13/1983	L	2-3	at	PIT	3/9/1991	L	2-5		PIT	10/8/1996	W	7-3		PIT	4/8/2001	L	4-6		PIT	10/19/2007	OT	3-4**	at	PIT
3/17/1984	L	2-4		PIT	11/2/1991	W	6-5	at	PIT	11/22/1996	L	7-1		PIT	11/6/2001	T	2-2*		PIT	2/2/2008	L	1-4	at	PIT
11/22/1984	W	9-3		PIT	2/27/1992	W	8-4	at	PIT	12/3/1996	T	4-4*	at	PIT	12/6/2001	W	7-0	at	PIT	2/14/2008	W	4-2		PIT
12/28/1984	L	0-4	at	PIT	3/22/1992	T	2-2*		PIT	1/15/1997	L	3-0		PIT	2/5/2002	T	3-3*		PIT	10/23/2008	L	1-4	at	PIT
3/17/1985	W	4-3		PIT	10/17/1992	L	3-7		PIT	4/3/1997	T	5-5*	at	PIT	3/7/2002	W	3-1	at	PIT	12/4/2008	L	2-5		PIT
10/29/1985	W	4-3	at	PIT	2/21/1993	L	3-4		PIT	10/3/1997	L	3-4		PIT	11/9/2002	W	3-2		PIT	1/20/2009	W	2-1	at	PIT
12/14/1985	W	5-4		PIT	4/1/1993	L	2-10	at	PIT	10/11/1997	L	1-4	at	PIT	1/15/2003	L	0-2		PIT	4/4/2009	W	3-2*		PIT



SAN JOSE SHARKS

2009-10 SCHEDULE

11/1/2009 at CAR 1:30 p.m.

HURRICANES vs. SAN JOSE

ALL-TIME: GP: 25 12-13-0 GF: 77 GA: 84
at home: GP: 12 7-5-0 GF: 40 GA: 27
on road: GP: 13 5-8-0 GF: 37 GA: 57
in overtime: GP: 1 1-0-0

President & chief executive officer Greg Jamison
Executive vice president & general manager Doug Wilson
Head coach Todd McLellan
Assistant coaches Matt Shaw, Jay Woodcroft, Trent Yawney
Goaltending development coach Corey Schwab
Senior director of communications Ken Arnold
Director of media relations Scott Emmert
Media relations manager Tom Holy
General office (408) 287-7070

Inaugural season 1991-92
Stanley Cup titles None
Home ice HP Pavilion at San Jose (1993)
Building capacity 17,496
2008-09 record 53-18-11
AHL affiliate Worcester Sharks

2008-09 SERIES RECAP

HURRICANES WIN SEASON SERIES: 1-0-0 (SHARKS: 0-0-1)

At CAROLINA HURRICANES Attend Goaltenders Winning Goal
None

SERIES STATISTICS

HURRICANES SPECIALTY TEAMS SHARKS SPECIALTY TEAMS
Power Play 0-2 0.0% Power Play 1-6 16.7%
Penalty Killing 5-6 83.3% Penalty Killing 2-2 100.0%

GOALTENDING

HURRICANES GP Min W-L-OT SO GA SA SV GAA SV%
Michael Leighton 1 65 1-0-0 0 3 40 37 2.77 .925

At SAN JOSE SHARKS Attend Goaltenders Winning Goal
05 Feb '09 Hurricanes 4 Sharks 3 (SO) 17,496 Leighton-Nabokov Sergei Samsonov

HURRICANES LEADING SCORER

GP G A TP +/- PM
Matt Cullen 1 1 1 2 2 4

SHARKS LEADING SCORERS

GP G A TP +/- PM
Milan Michalek 1 0 3 3 1 4

SHARKS GP Min W-L-OT SO GA SA SV GAA SV%
Evgeni Nabokov 1 65 0-0-1 0 3 29 26 2.77 .897

ALL-TIME SEASON SERIES RECORDS

YEAR	OVERALL	HOME	ROAD	YEAR	OVERALL	HOME	ROAD	YEAR	OVERALL	HOME	ROAD
1991-92	1-2-0	1-1-0	0-1-0	1997-98	1-1-0	0-1-0	1-0-0	2003-04	1-0-0-0	1-0-0-0	0-0-0-0
1992-93	2-0-0	1-0-0	1-0-0	1998-99	1-1-0	1-0-0	0-1-0	2005-06	0-1-0	0-0-0	0-1-0
1993-94	0-2-0	0-1-0	0-1-0	1999-00	1-0-0-0	0-0-0-0	1-0-0-0	2006-07	1-0-0	1-0-0	0-0-0
1994-95	Did Not Play Western Conf Teams			2000-01	0-2-0-0	0-1-0-0	0-1-0-0	2007-08	Did Not Play Pacific Div Teams		
1995-96	1-1-0	1-0-0	0-1-0	2001-02	1-1-0-0	1-0-0-0	0-1-0-0	2008-09	1-0-0	0-0-0	1-0-0
1996-97	1-1-0	0-1-0	1-0-0	2002-03	0-1-0-0	0-0-0-0	0-1-0-0				

ALL-TIME SEASON GAME RESULTS

10/23/1991 W 3-0 SJ	11/12/1996 W 4-3 at SJ	11/9/2001 W 3-2 SJ
2/4/1992 L 5-6 at SJ	2/28/1997 L 3-2 SJ	2/10/2002 L 0-4 at SJ
3/21/1992 L 4-5 SJ	3/2/1998 W 3-1 at SJ	2/5/2003 L 2-6 at SJ
12/3/1992 W 7-5 at SJ	3/14/1998 L 1-2 SJ	10/28/2003 W 3-0 SJ
1/21/1993 W 4-2 SJ	11/12/1998 L 0-3 at SJ	12/10/2005 L 3-4 at SJ
11/20/1993 L 2-3 SJ	11/25/1998 W 3-0 SJ	3/24/2007 W 6-4 SJ
1/15/1994 L 2-8 at SJ	3/4/2000 W 5-2 at SJ	2/5/2009 W 4-3** at SJ
11/7/1995 W 7-3 SJ	10/24/2000 L 2-3 SJ	
1/30/1996 L 2-8 at SJ	11/4/2000 L 1-4 at SJ	



ST. LOUIS BLUES

2009-10 SCHEDULE

10/28/2009 at CAR 7 p.m.

HURRICANES vs. ST. LOUIS

ALL-TIME: GP: 66 24-36-5-1 GF: 193 GA: 220
at home: GP: 33 14-17-2 GF: 98 GA: 100
on road: GP: 33 10-19-3-1 GF: 95 GA: 120
in overtime: GP: 6 0-2-4

Chairman/Governor David W. Checketts
Senior vice president and general manager Larry Pleau
Head coach Andy Murray
Assistant coaches Ray Bennett, Brad Shaw
Assistant coach/Goaltending coach Rick Wamsley
Vice president, public relations Mike Caruso
Assistant director of public relations/team services Rich Jankowski
General office (314) 622-2500

Inaugural season 1967-68
Stanley Cup titles None
Home ice Scottrade Center (1995)
Building capacity 19,150
2008-09 record 41-31-10
AHL affiliate Peoria Rivermen

2008-09 SERIES RECAP

HURRICANES WIN SEASON SERIES: 2-0-0

At CAROLINA HURRICANES Attend Goaltenders Winning Goal
02 Jan '09 Hurricanes 2 Blues 1 17,092 Ward-Legace/Mason Anton Babchuk

At ST. LOUIS BLUES Attend Goaltenders Winning Goal
30 Oct '08 Hurricanes 1 Blues 0 17,860 Ward-Mason/Schwarz Tuomo Ruutu

SERIES STATISTICS

HURRICANES SPECIALTY TEAMS BLUES SPECIALTY TEAMS
Power Play 3-12 25.0% Power Play 0-5 0.0%
Penalty Killing 5-5 100.0% Penalty Killing 9-12 75.0%

HURRICANES LEADING SCORER

GP G A TP +/- PM
Tuomo Ruutu 2 1 2 3 -1 0

BLUES LEADING SCORERS

GP G A TP +/- PM
David Backes 2 1 0 1 1 2
Barret Jackman 2 0 1 1 1 0
T.J. Oshie 2 0 1 1 1 0

GOALTENDING

HURRICANES GP Min W-L-OT SO GA SA SV GAA SV%
Cam Ward 2 120 2-0-0 1 1 50 49 0.50 .980

BLUES GP Min W-L-OT SO GA SA SV GAA SV%
Manny Legace 1 0 0-0-0 0 0 1 1 0.00 1.000
Chris Mason 2 117 0-2-0 0 3 57 54 1.53 .947
Marek Schwarz 1 0 0-0-0 0 0 0 0 0.00 .000

ALL-TIME SEASON SERIES RECORDS

YEAR	OVERALL	HOME	ROAD	YEAR	OVERALL	HOME	ROAD	YEAR	OVERALL	HOME	ROAD
1979-80	2-2-0	1-1-0	1-1-0	1989-90	1-2-0	0-1-0	1-1-0	1999-00	1-1-0-0	0-1-0-0	1-0-0-0
1980-81	0-3-1	0-1-1	0-2-0	1990-91	0-3-0	0-2-0	0-1-0	2000-01	0-1-1-0	0-1-0-0	0-0-1-0
1981-82	2-1-0	1-0-0	1-1-0	1991-92	1-2-0	0-1-0	1-1-0	2001-02	0-1-0-0	0-0-0-0	0-1-0-0
1982-83	1-2-0	1-1-0	0-1-0	1992-93	1-2-0	1-1-0	0-1-0	2002-03	0-1-0-1	0-1-0-0	0-0-0-1
1983-84	2-1-0	1-0-0	1-1-0	1993-94	0-3-0	0-2-0	0-1-0	2003-04	1-0-0-0	1-0-0-0	0-0-0-0
1984-85	2-1-0	1-1-0	1-0-0	1994-95	Did Not Play Western Conf Teams			2005-06	1-0-0	1-0-0	0-0-0
1985-86	1-1-1	0-1-0	1-0-1	1995-96	0-2-0	0-1-0	0-1-0	2006-07	Did Not Play Central Div Teams		
1986-87	2-1-0	2-0-0	0-1-0	1996-97	1-1-0	1-0-0	0-1-0	2007-08	0-1-0	0-0-0	0-1-0
1987-88	1-2-0	0-1-0	1-1-0	1997-98	1-1-0	1-0-0	0-1-0	2008-09	2-0-0	1-0-0	1-0-0
1988-89	1-0-2	1-0-1	0-0-1	1998-99	0-1-0	0-0-0	0-1-0				

ALL-TIME SEASON GAME RESULTS

12/29/1979 L 0-3 at STL	12/3/1983 W 7-2 STL	3/19/1988 W 5-3 at STL	12/1/1992 L 4-8 at STL	10/29/2000 L 1-4 STL
2/29/1980 W 3-0 STL	2/4/1984 W 7-3 at STL	12/15/1988 T 3-3* at STL	2/8/1993 L 1-3 vs. STL	4/3/2001 T 2-2* at STL
3/1/1980 W 6-3 at STL	3/13/1984 L 0-2 at STL	1/25/1989 T 3-3* STL	10/28/1993 L 1-2 at STL	11/1/2001 L 3-4 at STL
3/24/1980 L 5-7 STL	2/24/1985 L 2-3 STL	3/25/1989 W 4-0 STL	11/1/1993 L 2-4 STL	10/15/2002 OTL 1-2* at STL
10/9/1980 L 6-8 at STL	3/16/1985 W 5-0 at STL	11/1/1989 L 3-5 STL	1/6/1994 L 1-2 STL	1/20/2003 L 3-5 STL
11/5/1980 L 1-6 at STL	3/20/1985 W 3-2 STL	11/30/1989 W 5-3 at STL	10/25/1995 L 2-4 STL	1/6/2004 W 2-0 STL
1/12/1981 L 2-5 STL	2/11/1986 T 4-4* at STL	1/25/1990 L 2-3 at STL	3/9/1996 L 3-6 at STL	1/15/2006 W 4-2 STL
1/21/1981 T 6-6 STL	2/23/1986 L 2-8 STL	11/3/1990 L 1-4 STL	12/17/1996 W 5-3 STL	1/5/2008 L 0-1 at STL
12/9/1981 W 5-1 STL	3/19/1986 W 5-2 at STL	1/31/1991 L 3-4* at STL	3/20/1997 L 4-1 at STL	10/30/2008 W 1-0 at STL
12/29/1981 L 1-6 at STL	11/21/1986 W 4-0 STL	3/5/1991 L 1-4 STL	10/13/1997 L 1-3 at STL	1/2/2009 W 2-1 STL
2/6/1982 W 4-2 at STL	12/10/1986 W 6-2 STL	11/9/1991 W 4-3 at STL	10/22/1997 W 4-3 STL	
11/13/1982 W 5-2 STL	1/7/1987 L 3-6 at STL	2/25/1992 L 2-5 STL	3/22/1999 L 2-5 at STL	
12/18/1982 L 4-7 at STL	12/17/1987 L 0-2 STL	3/26/1992 L 2-7 at STL	12/7/1999 W 4-2 at STL	
3/22/1983 L 1-4 STL	1/14/1988 L 2-3 at STL	11/18/1992 W 5-2 STL	3/22/2000 L 1-2 STL	



TAMPA BAY LIGHTNING

2009-10 SCHEDULE

10/6/2009at CAR.....	7 p.m.
10/10/2009at TB.....	7:30 p.m.
11/21/2009at CAR.....	7 p.m.
1/18/2010at CAR.....	7 p.m.
3/23/2010at TB.....	7:30 p.m.
4/6/2010at TB.....	7:30 p.m.

HURRICANES vs. TAMPA BAY

ALL-TIME:	GP: 83	40-29-13-1	GF: 245	GA: 233
at home:	GP: 42	25-8-8-1	GF: 133	GA: 112
on road:	GP: 41	15-21-5	GF: 112	GA: 121
in overtime:	GP: 21	6-3-12		

Owner, governor & CEO	Oren Koules
Executive vice president & general manager	Brian Lawton
Head coach	Rick Tocchet
Associate coach	Rick Wilson
Assistant coach	Wes Walz
Goaltending coach	Cap Raeder
Executive vice president, communications	Bill Wickett
Media relations manager	Brian Breseman
General office	(813) 301-6500

Inaugural season	1992-93
Stanley Cup titles	1 (2004)
Home ice	St. Pete Times Forum (1996)
Building capacity	19,758
2008-09 record	24-40-18
AHL affiliate	Norfolk Admirals

2008-09 SERIES RECAP

HURRICANES WIN SEASON SERIES: 6-0-0 (LIGHTNING: 0-4-2)

At CAROLINA HURRICANES	Attend	Goaltenders	Winning Goal
20 Feb '09 Hurricanes 4 Lightning 1	17,711	Ward-McKenna	Jussi Jokinen
29 Jan '09 Hurricanes 3 Lightning 2	16,405	Ward-Smith	Eric Staal
16 Nov '08 Hurricanes 3 Lightning 2 (SO)	13,781	Ward-Smith	Tuomo Ruutu

SERIES STATISTICS

HURRICANES SPECIALTY TEAMS				LIGHTNING SPECIALTY TEAMS			
Power Play	7-34	20.6%		Power Play	3-26	11.5%	
Penalty Killing	23-26	88.5%		Penalty Killing	27-34	79.4%	

GOALTENDING

HURRICANES	GP	Min	W-L-OT	SO	GA	SA	SV	GAA	SV%
Cam Ward	5	304	5-0-0	0	10	114	104	1.97	.912
Michael Leighton	1	65	1-0-0	0	3	29	26	2.79	.897

At TAMPA BAY LIGHTNING	Attend	Goaltenders	Winning Goal
07 Mar '09 Hurricanes 9 Lightning 3	15,692	Ward-McKenna/Ramo	Joseph Corvo
03 Jan '09 Hurricanes 3 Lightning 2	15,873	Ward-Smith	Joni Pitkanen
11 Oct '08 Hurricanes 4 Lightning 3 (OT)	18,552	Leighton-Smith	Eric Staal

HURRICANES LEADING SCORER

	GP	G	A	TP	+/-	PM
Eric Staal	6	8	3	11	7	4

LIGHTNING LEADING SCORERS

	GP	G	A	TP	+/-	PM
Vincent Lecavalier	6	3	2	5	-3	2
Vaclav Prospal	6	2	3	5	0	2

LIGHTNING	GP	Min	W-L-OT	SO	GA	SA	SV	GAA	SV%
Mike Smith	4	246	0-2-1	0	12	135	123	2.92	.911
Mike McKenna	2	90	0-1-0	0	7	56	49	4.67	.875
Karri Ramo	1	30	0-1-0	0	6	22	16	12.09	.727

ALL-TIME SEASON SERIES RECORDS

YEAR	OVERALL	HOME	ROAD	YEAR	OVERALL	HOME	ROAD	YEAR	OVERALL	HOME	ROAD
1992-93	2-0-0	1-0-0	1-0-0	1998-99	2-0-3	1-0-2	1-0-1	2005-06	3-3-2	3-1-0	0-2-2
1993-94	2-2-0	2-0-0	0-2-0	1999-00	3-1-1-0	2-0-0-0	1-1-1-0	2006-07	3-4-1	1-2-1	2-2-0
1994-95	1-3-0	1-1-0	0-2-0	2000-01	3-2-0-0	3-0-0-0	0-2-0-0	2007-08	4-4-0	3-1-0	1-3-0
1995-96	1-2-1	1-1-0	0-1-1	2001-02	3-2-0-0	1-1-0-0	2-1-0-0	2008-09	6-0-0	3-0-0	3-0-0
1996-97	4-0-0	2-0-0	2-0-0	2002-03	0-2-2-1	0-0-2-1	0-2-0-0				
1997-98	2-1-1	1-0-1	1-1-0	2003-04	1-3-2-0	0-1-2-0	1-2-0-0				

ALL-TIME SEASON GAME RESULTS

12/23/1992	W	3-1	TB	4/13/1997	W	2-1	TB	1/3/2001	W	3-2	TB	3/10/2004	L	2-4	TB	4/3/2007	L	2-3	at TB
3/16/1993	W	4-3*	at TB	10/1/1997	L	2-4	at TB	1/29/2001	W	5-2	TB	3/13/2004	W	5-1	at TB	11/8/2007	L	1-5	TB
11/24/1993	L	1-4	at TB	11/28/1997	W	2-0	TB	3/8/2001	L	1-0	at TB	10/5/2005	L	2-5	at TB	11/14/2007	L	1-6	at TB
3/5/1994	L	2-4	at TB	1/28/1998	W	3-2	at TB	11/17/2001	L	0-2	at TB	11/20/2005	L	2-5	TB	11/23/2007	W	4-3	TB
3/9/1994	W	4-1	TB	2/4/1998	T	3-3*	TB	11/25/2001	L	0-4	TB	12/20/2005	W	6-4	TB	12/6/2007	L	1-2	at TB
4/10/1994	W	6-4	TB	10/10/1998	T	4-4*	TB	12/27/2001	W	3-2	at TB	12/26/2005	OT	4-5*	at TB	12/22/2007	W	4-1	at TB
2/10/1995	L	3-4	at TB	12/30/1998	W	4-3	TB	1/30/2002	W	3-1	at TB	2/9/2006	L	3-5	at TB	3/1/2008	W	5-1	TB
3/4/1995	W	3-2*	TB	2/20/1999	W	3-2	at TB	4/10/2002	W	4-2	TB	3/27/2006	W	2-1	TB	3/29/2008	L	1-2	at TB
3/31/1995	L	0-2	at TB	3/28/1999	T	3-3*	TB	10/12/2002	L	1-5	at TB	4/14/2006	W	5-4**	TB	4/2/2008	W	6-2	TB
4/9/1995	L	0-3	TB	4/16/1999	T	2-2*	at TB	11/17/2002	OTL	1-2*	TB	4/15/2006	OT	2-3*	at TB	10/11/2008	W	4-3*	at TB
11/29/1995	T	2-2*	at TB	11/13/1999	W	4-2	TB	12/18/2002	T	1-1*	TB	10/16/2006	W	5-1	at TB	11/16/2008	W	3-2**	TB
12/13/1995	L	2-3	TB	11/26/1999	T	3-3*	at TB	1/30/2003	L	1-3	at TB	10/26/2006	L	1-5	at TB	1/3/2009	W	3-2	at TB
3/18/1996	W	6-3	TB	12/10/1999	L	2-3	at TB	2/21/2003	T	2-2*	TB	10/28/2006	W	6-4	TB	1/29/2009	W	3-2	TB
4/3/1996	L	2-4	at TB	2/12/2000	W	5-2	at TB	11/1/2003	L	3-4	at TB	12/16/2006	W	3-2	at TB	2/20/2009	W	4-1	TB
11/30/1996	W	6-3	at TB	2/19/2000	W	4-2	TB	11/9/2003	T	1-1*	TB	1/20/2007	OT	5-6**	TB	3/7/2009	W	9-3	at TB
12/21/1996	W	6-5*	TB	10/31/2000	W	6-5*	TB	11/23/2003	T	0-0*	TB	2/1/2007	L	0-4	TB				
3/27/1997	W	5-2	at TB	12/26/2000	L	2-3	at TB	1/15/2004	L	4-5	at TB	3/30/2007	L	2-4	TB				



TORONTO MAPLE LEAFS

2009-10 SCHEDULE

11/6/2009.....	at CAR.....	7 p.m.
11/19/2009.....	at CAR.....	7 p.m.
1/12/2010.....	at TOR.....	7 p.m.
3/2/2010.....	at TOR.....	7 p.m.

HURRICANES vs. TORONTO

ALL-TIME:	GP: 89.....	45-31-12-1	GF: 327	GA: 292
at home:	GP: 45.....	23-15-6-1	GF: 172	GA: 147
on road:	GP: 44.....	22-16-6	GF: 155	GA: 145
in overtime:	GP: 16.....	3-3-10		

Chairman of the board, MLSE Larry Tanenbaum
President & general manager Brian Burke
Head coach Ron Wilson
Assistant coaches Keith Acton, Tim Hunter, Rob Zettler
Goaltending consultant Francois Allaire
Goaltending coach Corey Hirsch
Director, media relations Pat Park
Coordinators, media relations Craig Downey, Aaron Gogishvili
General office (416) 815-5700

Inaugural season 1917-18
Stanley Cup titles 13 (1918, 1922, 1932, 1942, 1945,
..... 1947-49, 1951, 1962-64, 1967)
Home ice Air Canada Centre (1999)
Building capacity 18,819
2008-09 record 34-35-13
AHL affiliate Toronto Marlies

2008-09 SERIES RECAP

HURRICANES WIN SEASON SERIES: 3-1-0 (MAPLE LEAFS: 1-2-1)

At CAROLINA HURRICANES	Attend	Goaltenders	Winning Goal
15 Jan '09 Hurricanes 4 Maple Leafs 6	18,037	Ward-Toskala	Tomas Kaberle
02 Nov '08 Hurricanes 6 Maple Leafs 4	15,635	Leighton-Joseph	Chad LaRose

SERIES STATISTICS

HURRICANES SPECIALTY TEAMS	MAPLE LEAFS SPECIALTY TEAMS
Power Play..... 6-16 37.5%	Power Play..... 3-9 33.3%
Penalty Killing..... 6-9 66.7%	Penalty Killing..... 10-16 62.5%

At TORONTO MAPLE LEAFS	Attend	Goaltenders	Winning Goal
19 Jan '09 Hurricanes 2 Maple Leafs 0	19,018	Ward-Toskala	Joseph Corvo
04 Nov '08 Hurricanes 5 Maple Leafs 4 (OT)	19,266	Ward-Toskala	Niclas Wallin

HURRICANES LEADING SCORER

	GP	G	A	TP	+/-	PM
Ray Whitney	4	1	5	6	-4	2

MAPLE LEAFS LEADING SCORERS

	GP	G	A	TP	+/-	PM
Mikhail Grabovski	3	4	1	5	3	0
Jason Blake	4	3	2	5	0	2
Niklas Hagman	4	3	2	5	4	0

GOALTENDING

HURRICANES	GP	Min	W-L-OT	SO	GA	SA	SV	GAA	SV%
Cam Ward	3	180	2-1-0	1	9	100	91	3.00	.910
Michael Leighton	1	60	1-0-0	0	4	33	29	4.00	.879

MAPLE LEAFS	GP	Min	W-L-OT	SO	GA	SA	SV	GAA	SV%
Vesa Toskala	3	181	1-1-1	0	11	90	79	3.65	.878
Curtis Joseph	1	58	0-1-0	0	5	29	24	5.16	.828

ALL-TIME SEASON SERIES RECORDS

YEAR	OVERALL	HOME	ROAD	YEAR	OVERALL	HOME	ROAD	YEAR	OVERALL	HOME	ROAD
1979-80	2-2-0	1-1-0	1-1-0	1989-90	1-1-1	1-1-0	0-0-1	1999-00	1-1-2-0	0-1-1-0	1-0-1-0
1980-81	1-1-2	0-0-2	1-1-0	1990-91	1-0-2	0-0-1	1-0-1	2000-01	1-2-0-0	1-1-0-0	0-1-0-0
1981-82	3-0-0	2-0-0	1-0-0	1991-92	1-1-0	0-1-0	1-0-0	2001-02	2-2-0-0	1-1-0-0	1-1-0-0
1982-83	1-2-0	1-0-0	0-2-0	1992-93	0-2-0	0-1-0	0-1-0	2002-03	0-3-1-0	0-1-1-0	0-2-0-0
1983-84	2-1-0	1-1-0	1-0-0	1993-94	0-1-1	0-0-1	0-1-0	2003-04	2-1-0-1	0-1-0-1	2-0-0-0
1984-85	2-1-0	0-1-0	2-0-0	1994-95	Did Not Play Western Conf Teams			2005-06	2-1-1	2-0-0	0-1-1
1985-86	3-0-0	2-0-0	1-0-0	1995-96	2-0-0	1-0-0	1-0-0	2006-07	1-3-0	0-2-0	1-1-0
1986-87	2-1-0	1-0-0	1-1-0	1996-97	1-0-1	1-0-0	0-0-1	2007-08	3-1-0	2-0-0	1-1-0
1987-88	3-0-0	2-0-0	1-0-0	1997-98	1-1-0	1-0-0	0-1-0	2008-09	3-1-0	1-1-0	2-0-0
1988-89	2-1-0	1-0-0	1-1-0	1998-99	2-1-1	1-1-0	1-0-1				

ALL-TIME SEASON GAME RESULTS

10/31/1979 W 4-2 at TOR	1/7/1985 W 7-4 at TOR	1/12/1991 T 2-2* at TOR	10/20/1999 T 3-3* at TOR	2/23/2004 W 2-1 at TOR
11/2/1979 W 5-3 TOR	2/17/1985 L 4-5* TOR	3/3/1991 T 4-4* TOR	11/3/1999 L 0-6 TOR	10/20/2005 OT 4-5* at TOR
2/16/1980 L 3-5 at TOR	12/28/1985 W 6-3 at TOR	11/17/1991 W 3-1 at TOR	12/2/1999 T 2-2* TOR	11/3/2005 W 4-3 TOR
4/1/1980 L 4-5 TOR	1/23/1986 W 4-1 TOR	12/4/1991 L 0-3 TOR	2/14/2000 W 5-2 at TOR	11/25/2005 W 4-3** TOR
12/23/1980 W 7-2 at TOR	4/5/1986 W 7-1 TOR	3/10/1993 L 3-5 at TOR	11/8/2000 L 0-5 at TOR	3/21/2006 L 2-3 at TOR
1/24/1981 L 4-7 at TOR	10/30/1986 L 2-6 at TOR	4/11/1993 L 2-4 TOR	11/10/2000 W 3-1 TOR	12/15/2006 L 3-4 TOR
1/30/1981 T 5-5 TOR	1/4/1987 W 8-3 TOR	10/19/1993 L 2-7 at TOR	1/31/2001 L 3-4 TOR	1/9/2007 W 4-1 at TOR
3/22/1981 T 3-3 TOR	1/24/1987 W 3-0 at TOR	1/19/1994 T 3-3* TOR	10/11/2001 L 2-3 TOR	1/30/2007 L 1-4 TOR
11/18/1981 W 8-5 TOR	11/28/1987 W 4-2 at TOR	11/24/1995 W 4-0 at TOR	11/27/2001 W 5-2 at TOR	3/27/2007 L 1-6 at TOR
12/2/1981 W 5-3 at TOR	12/30/1987 W 3-1 TOR	3/8/1996 W 7-4 TOR	12/26/2001 W 4-3 TOR	10/9/2007 W 7-1 at TOR
12/27/1981 W 7-3 TOR	2/7/1988 W 4-2 TOR	1/20/1997 W 3-1 TOR	2/26/2002 L 1-4 at TOR	12/18/2007 W 3-2* TOR
1/1/1983 L 5-7 at TOR	1/16/1989 L 3-5 at TOR	3/8/1997 T 1-1* at TOR	1/29/2003 L 2-3 TOR	1/15/2008 L 4-5 at TOR
2/2/1983 L 1-7 at TOR	2/15/1989 W 4-2 at TOR	4/9/1998 W 5-2 TOR	2/18/2003 L 3-4 at TOR	1/31/2008 W 3-2* TOR
2/13/1983 W 5-3 TOR	3/5/1989 W 3-0 TOR	4/11/1998 L 1-5 at TOR	3/1/2003 L 1-4 at TOR	11/2/2008 W 6-4 TOR
12/8/1983 L 6-8 TOR	2/10/1990 W 6-2 TOR	1/18/1999 W 4-2 TOR	3/25/2003 T 3-3* TOR	11/4/2008 W 5-4* at TOR
2/18/1984 W 8-2 at TOR	2/14/1990 T 6-6* at TOR	2/10/1999 W 6-5 at TOR	11/2/2003 L 1-2 TOR	1/15/2009 L 4-6 TOR
3/15/1984 W 5-3 TOR	3/8/1990 L 6-7 TOR	2/24/1999 T 2-2* at TOR	1/27/2004 W 2-0 at TOR	1/19/2009 W 2-0 at TOR
10/17/1984 W 5-3 at TOR	10/17/1990 W 3-1 at TOR	3/26/1999 L 2-7 TOR	2/19/2004 OTL 1-2* TOR	



VANCOUVER CANUCKS

2009-10 SCHEDULE

12/5/2009 at CAR 1:30 p.m.

HURRICANES vs. VANCOUVER

ALL-TIME: GP: 62 23-26-12-1 GF: 184 GA: 214
at home: GP: 30 13-12-5 GF: 97 GA: 101
on road: GP: 32 10-14-7-1 GF: 87 GA: 113
in overtime: GP: 12 0-6-6

Chairman & governor Francesco Aquilini
President/General manager Mike Gillis
Head coach Alain Vigneault
Associate coach Rick Bowness
Assistant coaches Ryan Walter, Darryl Williams
Goaltending coach Ian Clark
Director, media relations & team operations T.C. Carling
Manager, media relations & team operations Ben Brown
Coordinator, media relations & publications Stephanie Maniago
General office (604) 899-4600

Inaugural season 1970-71
Stanley Cup titles None
Home ice General Motors Place (1995)
Building capacity 18,638
2008-09 record 45-27-10
AHL affiliate Manitoba Moose

2008-09 SERIES RECAP

HURRICANES WIN SEASON SERIES: 1-0-0

At CAROLINA HURRICANES Attend Goaltenders Winning Goal
None

SERIES STATISTICS

HURRICANES SPECIALTY TEAMS		CANUCKS SPECIALTY TEAMS	
Power Play.....2-4.....	50.0%	Power Play.....1-4.....	25.0%
Penalty Killing.....3-4.....	75.0%	Penalty Killing.....2-4.....	50.0%

GOALTENDING

HURRICANES	GP	Min	W-L-OT	SO	GA	SA	SV	GAA	SV%
Cam Ward	1	59	0-1-0	0	4	24	20	4.06	.833

At VANCOUVER CANUCKS Attend Goaltenders Winning Goal
03 Feb '09 Hurricanes 3 Canucks 4 18,630 Ward-Luongo Alex Burrows

HURRICANES LEADING SCORERS

	GP	G	A	TP	+/-	PM
Joseph Corvo	1	1	1	2	0	0
Eric Staal	1	1	1	2	0	0
Ray Whitney	1	0	2	2	0	0

CANUCKS LEADING SCORER

	GP	G	A	TP	+/-	PM
Ryan Kesler	1	1	2	3	3	0

CANUCKS	GP	Min	W-L-OT	SO	GA	SA	SV	GAA	SV%
Roberto Luongo	1	60	1-0-0	0	3	27	24	3.01	.889

ALL-TIME SEASON SERIES RECORDS

YEAR	OVERALL	HOME	ROAD	YEAR	OVERALL	HOME	ROAD	YEAR	OVERALL	HOME	ROAD
1979-80	1-1-2	1-0-1	0-1-1	1989-90	2-1-0	0-1-0	2-0-0	1999-00	1-0-1-0	0-0-1-0	1-0-0-0
1980-81	1-1-2	1-0-0	0-1-1	1990-91	2-1-0	1-1-0	1-0-0	2000-01	Did Not Play		
1981-82	0-2-1	0-1-0	0-1-1	1991-92	0-2-1	0-1-0	0-1-1	2001-02	0-2-0-0	0-1-0-0	0-1-0-0
1982-83	1-2-0	1-1-0	0-1-0	1992-93	1-1-0	1-0-0	0-1-0	2002-03	0-1-0-0	0-1-0-0	0-0-0-0
1983-84	0-3-0	0-1-0	0-2-0	1993-94	1-1-0	0-1-0	1-0-0	2003-04	0-0-0-1	0-0-0-0	0-0-0-1
1984-85	1-2-0	1-1-0	0-1-0	1994-95	Did Not Play Western Conf Teams			2005-06	Did Not Play Northwest Div Teams		
1985-86	3-0-0	1-0-0	2-0-0	1995-96	2-0-0	1-0-0	1-0-0	2006-07	0-0-1	0-0-0	0-0-1
1986-87	2-0-1	1-0-1	1-0-0	1996-97	0-2-0	0-1-0	0-1-0	2007-08	1-0-0	1-0-0	0-0-0
1987-88	1-0-2	0-0-1	1-0-1	1997-98	1-1-0	1-0-0	0-1-0	2008-09	0-1-0	0-0-0	0-1-0
1988-89	1-1-1	1-1-0	0-0-1	1998-99	1-1-0	1-0-0	0-1-0				

ALL-TIME SEASON GAME RESULTS

12/11/1979 L 3-5 at VAN	1/6/1983 L 4-6 VAN	12/15/1987 T 2-2* VAN	3/7/1992 L 1-5 VAN	2/26/1999 L 0-1 at VAN
2/12/1980 T 5-5 VAN	10/28/1983 L 4-5* at VAN	12/20/1987 T 3-3* at VAN	3/18/1992 L 2-3 at VAN	10/15/1999 W 4-1 at VAN
3/13/1980 W 3-1 VAN	11/30/1983 L 2-6 VAN	1/29/1988 W 4-2 at VAN	1/16/1993 L 3-8 at VAN	11/24/1999 T 1-1* VAN
3/28/1980 T 4-4 at VAN	1/15/1984 L 0-5 at VAN	11/5/1988 L 2-3 VAN	3/6/1993 W 5-1 VAN	1/12/2002 L 1-7 at VAN
11/1/1980 T 4-4 VAN	10/20/1984 W 3-2 VAN	11/9/1988 T 1-1* at VAN	12/8/1993 L 1-4 VAN	1/21/2002 L 5-7 VAN
11/22/1980 W 4-3 VAN	2/1/1985 L 3-4* at VAN	3/2/1989 W 2-1 VAN	2/6/1994 W 4-2 at VAN	11/27/2002 L 2-3 VAN
12/3/1980 T 4-4 at VAN	3/3/1985 L 6-7* VAN	1/10/1990 W 3-1 at VAN	1/16/1996 W 3-0 VAN	12/14/2003 OTL 1-2* at VAN
3/1/1981 L 0-3 at VAN	11/29/1985 W 5-4 at VAN	2/9/1990 L 1-4 VAN	2/7/1996 W 5-3 at VAN	12/8/2006 OT 3-4* at VAN
10/23/1981 T 2-2 at VAN	1/10/1986 W 4-3 at VAN	3/13/1990 W 1-0 at VAN	11/27/1996 L 6-2 VAN	10/22/2007 W 3-1 VAN
11/4/1981 L 1-4 VAN	2/18/1986 W 5-4 VAN	10/27/1990 L 2-4 VAN	1/10/1997 L 5-3 at VAN	2/3/2009 L 3-4 at VAN
2/20/1982 L 2-4 at VAN	11/12/1986 W 4-3 at VAN	1/2/1991 W 5-2 at VAN	11/3/1997 W 5-3 VAN	
10/16/1982 W 6-5 VAN	12/13/1986 T 2-2* VAN	1/10/1991 W 5-4 at VAN	11/16/1997 L 1-4 at VAN	
10/26/1982 L 1-8 at VAN	3/29/1987 W 7-4 VAN	2/1/1992 T 4-4* at VAN	10/20/1998 W 3-1 VAN	



WASHINGTON CAPITALS

2009-10 SCHEDULE

11/30/2009.....	at CAR.....	7 p.m.
12/11/2009.....	at WSH.....	7 p.m.
12/28/2009.....	at WSH.....	7 p.m.
3/10/2010.....	at WSH.....	7 p.m.
3/18/2010.....	at CAR.....	7 p.m.
3/25/2010.....	at CAR.....	7 p.m.

HURRICANES vs. WASHINGTON

ALL-TIME:.....	GP: 126.....	46-63-16-1.....	GF: 344.....	GA: 400.....
at home:.....	GP: 64.....	25-27-11-1.....	GF: 185.....	GA: 192.....
on road:.....	GP: 62.....	21-36-5.....	GF: 159.....	GA: 208.....
in overtime:.....	GP: 21.....	3-4-14.....		

Chairman and majority owner.....	Ted Leonsis
Vice president and general manager.....	George McPhee
Head coach.....	Bruce Boudreau
Assistant coaches.....	Dean Evason
Goaltending coach.....	Dave Prior
Vice president of communications.....	Kurt Kehl
Senior director of media relations.....	Nate Ewell
Assistant director of media relations.....	Paul Rovnak
General office.....	(202) 266-2200

Inaugural season.....	1974-75
Stanley Cup titles.....	None
Home ice.....	Verizon Center (1997)
Building capacity.....	18,277
2008-09 record.....	50-24-8
AHL affiliate.....	Hershey Bears

2008-09 SERIES RECAP

HURRICANES WIN SEASON SERIES: 3-2-1 (CAPITALS: 3-3-0)

At CAROLINA HURRICANES	Attend	Goaltenders	Winning Goal
21 Mar '09 Hurricanes 4 Capitals 1	18,680	Ward-Theodore	Joni Pitkanen
07 Dec '08 Hurricanes 3 Capitals 1	15,308	Leighton-Theodore	Eric Staal
12 Nov '08 Hurricanes 1 Capitals 5	14,261	Leighton-Theodore/Johnson	Alexander Semin

At WASHINGTON CAPITALS	Attend	Goaltenders	Winning Goal
14 Mar '09 Hurricanes 4 Capitals 5 (SO)	18,277	Ward-Theodore	Alexander Semin
03 Mar '09 Hurricanes 5 Capitals 2	17,903	Ward-Neuvirth	Patrick Eaves
06 Nov '08 Hurricanes 2 Capitals 3	17,874	Ward-Johnson	Alexander Semin

SERIES STATISTICS

HURRICANES SPECIALTY TEAMS	CAPITALS SPECIALTY TEAMS
Power Play.....2-25.....8.0%	Power Play.....6-24.....25.0%
Penalty Killing.....18-24.....75.0%	Penalty Killing.....23-25.....92.0%

HURRICANES LEADING SCORER

	GP	G	A	TP	+/-	PM
Ray Whitney	6	3	5	8	6	6

CAPITALS LEADING SCORER

	GP	G	A	TP	+/-	PM
Alexander Semin	5	6	7	13	2	8

GOALTENDING

HURRICANES	GP	Min	W-L-OT	SO	GA	SA	SV	GAA	SV%
Cam Ward	4	244	2-1-1	0	10	137	127	2.46	.927
Michael Leighton	2	120	1-1-0	0	6	76	70	3.00	.921

CAPITALS	GP	Min	W-L-OT	SO	GA	SA	SV	GAA	SV%
Brent Johnson	2	80	2-0-0	0	3	48	45	2.25	.938
Jose Theodore	4	223	1-2-0	0	10	99	89	2.69	.899
Michal Neuvirth	1	60	0-1-0	0	5	30	25	5.02	.833

ALL-TIME SEASON SERIES RECORDS

YEAR	OVERALL	HOME	ROAD	YEAR	OVERALL	HOME	ROAD	YEAR	OVERALL	HOME	ROAD
1979-80	1-2-1	1-1-0	0-1-1	1989-90	2-1-0	1-1-0	1-0-0	1999-00	1-2-2-0	1-0-1-0	0-2-1-0
1980-81	1-3-0	0-2-0	1-1-0	1990-91	3-0-0	1-0-0	2-0-0	2000-01	2-2-1-0	1-1-1-0	1-1-0-0
1981-82	1-2-0	1-1-0	0-1-0	1991-92	1-1-1	0-1-1	1-0-0	2001-02	1-1-2-1	0-0-1-1	1-1-1-0
1982-83	0-2-1	0-0-1	0-2-0	1992-93	1-3-0	1-1-0	0-2-0	2002-03	1-4-0-0	1-2-0-0	0-2-0-0
1983-84	1-2-0	1-1-0	0-1-0	1993-94	2-2-0	1-1-0	1-1-0	2003-04	1-4-1-0	0-2-1-0	1-2-0-0
1984-85	2-1-0	1-0-0	1-1-0	1994-95	1-2-1	0-1-1	1-1-0	2005-06	5-3-0	2-2-0	3-1-0
1985-86	0-2-1	0-1-1	0-1-0	1995-96	1-2-1	1-1-0	0-1-1	2006-07	5-3-0	3-1-0	2-2-0
1986-87	2-1-0	0-1-0	2-0-0	1996-97	1-2-1	1-0-1	0-2-0	2007-08	4-3-1	3-0-1	1-3-0
1987-88	1-2-0	1-1-0	0-1-0	1997-98	0-4-0	0-2-0	0-2-0	2008-09	3-2-1	2-1-0	1-1-1
1988-89	0-3-0	0-1-0	0-2-0	1998-99	2-2-1	1-1-1	1-1-0				

ALL-TIME SEASON GAME RESULTS

12/4/1979	T	3-3	at	WSH	10/16/1987	L	2-6	at	WSH	4/21/1995	L	3-6	at	WSH	3/28/2001	L	0-7	at	WSH	10/7/2006	L	2-5	at	WSH
12/19/1979	W	5-4		WSH	11/21/1987	L	3-4		WSH	11/25/1995	L	2-4		WSH	3/30/2001	W	4-3*		WSH	11/9/2006	W	5-0		WSH
1/4/1980	L	3-6		WSH	12/9/1987	W	5-4		WSH	12/30/1995	L	0-3	at	WSH	11/8/2001	W	3-2	at	WSH	11/17/2006	W	4-1		at WSH
3/8/1980	L	5-9	at	WSH	11/18/1988	L	2-3	at	WSH	1/3/1996	W	2-0		WSH	11/30/2001	L	2-6	at	WSH	1/18/2007	L	2-5		WSH
11/15/1980	L	4-8		WSH	2/3/1989	L	0-1	at	WSH	3/23/1996	T	2-2*	at	WSH	12/2/2001	OTL	3-4*		WSH	1/26/2007	W	6-2		WSH
1/18/1981	L	2-3	at	WSH	3/18/1989	L	2-8		WSH	1/1/1997	L	3-2*	at	WSH	12/30/2001	T	5-5*	at	WSH	1/27/2007	L	3-7	at	WSH
3/11/1981	L	2-5		WSH	10/11/1989	W	4-1		WSH	1/4/1997	T	1-1*		WSH	3/8/2002	T	2-2*		WSH	3/9/2007	W	3-0	at	WSH
3/27/1981	W	5-3	at	WSH	12/16/1989	L	2-5		WSH	2/22/1997	W	2-0		WSH	10/17/2002	L	1-2		WSH	3/22/2007	W	4-3		WSH
11/14/1981	L	0-4		WSH	3/2/1990	W	4-3	at	WSH	3/16/1997	L	5-3	at	WSH	1/10/2003	L	1-4		WSH	10/6/2007	L	0-2	at	WSH
11/28/1981	W	6-2		WSH	11/17/1990	W	4-2		WSH	12/20/1997	L	1-2		WSH	1/22/2003	L	3-5	at	WSH	11/5/2007	W	5-0		WSH
2/27/1982	L	1-7	at	WSH	12/15/1990	W	3-2	at	WSH	3/18/1998	L	0-1	at	WSH	2/14/2003	W	3-1		WSH	11/24/2007	L	2-5	at	WSH
11/7/1982	L	2-6	at	WSH	3/12/1991	W	3-2	at	WSH	4/18/1998	L	3-4		WSH	3/2/2003	L	0-2	at	WSH	11/30/2007	W	4-3		WSH
12/30/1982	T	4-4		WSH	11/23/1991	L	2-3		WSH	4/19/1998	L	1-2	at	WSH	11/12/2003	L	1-7	at	WSH	2/8/2008	W	2-1	at	WSH
3/16/1983	L	4-5	at	WSH	1/4/1992	T	2-2*		WSH	11/6/1998	W	3-2	at	WSH	11/15/2003	L	1-2		WSH	2/23/2008	W	6-3		WSH
10/19/1983	W	3-0		WSH	3/24/1992	W	8-2	at	WSH	1/16/1999	L	2-3*		WSH	1/9/2004	L	1-4	at	WSH	3/25/2008	OT	2-3**		WSH
2/26/1984	L	3-4		WSH	11/7/1992	L	2-6		WSH	2/5/1999	L	1-4	at	WSH	1/29/2004	L	3-5		WSH	4/1/2008	L	1-4	at	WSH
3/7/1984	L	2-4	at	WSH	12/16/1992	W	6-3		WSH	2/18/1999	T	2-2*		WSH	2/12/2004	T	3-3*		WSH	11/6/2008	L	2-3	at	WSH
12/29/1984	L	2-3	at	WSH	12/18/1992	L	3-4	at	WSH	4/14/1999	W	3-0		WSH	2/25/2004	W	2-1	at	WSH	11/12/2008	L	1-5		WSH
3/27/1985	W	3-1	at	WSH	3/19/1993	L	2-5	at	WSH	11/7/1999	W	3-2		WSH	10/12/2005	W	7-2		WSH	12/7/2008	W	3-1		WSH
4/4/1985	W	2-0		WSH	12/7/1993	W	6-1	at	WSH	11/19/1999	T	3-3*	at	WSH	10/22/2005	W	4-0	at	WSH	3/3/2009	W	5-2	at	WSH
2/2/1986	L	4-5		WSH	12/18/1993	W	4-1		WSH	2/3/2000	L	1-2	at	WSH	1/21/2006	L	2-5	at	WSH	3/14/2009	OT	4-5**	at	WSH
3/29/1986	T	6-6*		WSH	2/27/1994	L	1-3		WSH	2/21/2000	T	1-1*		WSH	3/25/2006	L	1-3		WSH	3/21/2009	W	4-1		WSH
4/3/1986	L	2-4	at	WSH	3/22/1994	L	1-4	at	WSH	3/17/2000	L	2-4	at	WSH	3/29/2006	L	1-5		WSH					
12/30/1986	W	3-1	at	WSH	1/21/1995	T	1-1*		WSH	10/7/2000	T	3-3*		WSH	4/3/2006	W	6-5*		WSH					
1/17/1987	L	1-6		WSH	3/20/1995	L	0-5		WSH	2/24/2001	L	1-2		WSH	4/5/2006	W	4-3**	at	WSH					
2/6/1987	W	5-2	at	WSH	3/26/1995	W	4-3*	at	WSH	3/15/2001	W	3-0	at	WSH	4/7/2006	W	4-3		at WSH					

ALL-TIME LEADERS

OPPONENT ALL-TIME SCORING LEADERS

RK.	PLAYER	CLUB(S)	GP	G	A	TP	PIM	PP	SH	GW
1.	Bourque, Ray (Ret.)	BOS-QUE	126	37	109	146	103	17	1	5
2.	Stastny, Peter (Ret.)	QUE-NJ	76	41	79	120	60	16	0	8
3.	Andreychuk, Dave (Ret.)	BUF-TOR-NJ-BOS-TB	119	52	62	114	78	21	1	10
4.	Gretzky, Wayne (Ret.)	EDM-LA-STL-NYR	57	36	73	109	74	4	3	3
5.	Goulet, Michel (Ret.)	QUE-CHI	83	62	40	102	122	19	1	4
6.	Jagr, Jaromir	PIT-WSH-NYR	69	32	67	99	50	7	0	6
7.	Hawerchuk, Dale (Ret.)	WPG-BUF-STL-PHI	63	30	66	96	18	17	0	3
8.	Smith, Bobby (Ret.)	MIN-MTL	73	28	51	79	44	12	0	2
	Sakic, Joe (Ret.)	QUE-COL	61	27	52	79	20	8	2	8
10.	Recchi, Mark	PIT-PHI-MTL-ATL-TB-BOS	81	32	45	77	56	11	1	6
	Housley, Phil (Ret.)	BUF-WPG-CGY-NJ-WSH-CHI	84	16	61	77	45	2	0	2
12.	Oates, Adam (Ret.)	DET-STL-BOS-WSH-PHI-ANA-EDM	70	18	58	76	26	7	0	2
13.	Stastny, Anton (Ret.)	QUE	61	31	43	74	18	9	0	6
	Lemieux, Mario (Ret.)	PIT	40	30	44	74	18	9	3	0
15.	Middleton, Rick (Ret.)	BOS	59	28	45	73	6	9	0	3
16.	Sundin, Mats	QUE-TOR-VAN	66	32	40	72	42	6	1	1
	Messier, Mark (Ret.)	EDM-NYR-VAN	69	29	43	72	73	6	2	5
18.	Turgeon, Pierre (Ret.)	BUF-NYI-MTL-STL-DAL-COL	64	31	39	70	31	12	2	6
19.	Savard, Denis (Ret.)	CHI-MTL-TB	59	28	41	69	55	6	0	1
20.	Mogilny, Alexander (Ret.)	BUF-VAN-NJ-TOR	57	31	33	64	14	14	0	5
	Damphousse, Vincent (Ret.)	TOR-EDM-MTL-SJ	60	25	39	64	64	8	1	6
22.	Naslund, Mats (Ret.)	MTL-BOS	64	25	38	63	8	6	1	7
	Hunter, Dale (Ret.)	QUE-WSH	87	14	49	63	253	7	1	1
24.	LaFontaine, Pat (Ret.)	NYI-BUF-NYR	48	25	36	61	22	8	1	4
	Coffey, Paul (Ret.)	EDM-PIT-LA-DET-PHI-BOS	45	15	46	61	64	8	0	2
26.	Walter, Ryan (Ret.)	WSH-MTL-VAN	75	26	34	60	69	5	1	4
27.	Robitaille, Luc (Ret.)	LA-PIT-NYR-DET	43	34	25	59	31	10	0	1
28.	Lecavalier, Vincent	TB	60	25	33	58	32	7	1	1
29.	Bondra, Peter (Ret.)	WSH-OTT-ATL-CHI	62	34	22	56	40	11	3	6
	Crowder, Keith (Ret.)	BOS-LA	62	28	28	56	120	8	0	2
31.	Richer, Stephane (Ret.)	MTL-NJ-TB-STL-PIT	75	27	28	55	50	9	0	5
	Carbonneau, Guy (Ret.)	MTL-DAL	97	17	38	55	47	2	2	6
	Robinson, Larry (Ret.)	MTL-LA	71	8	47	55	18	5	0	0
34.	Pederson, Barry (Ret.)	BOS-VAN-PIT	49	30	24	54	28	11	2	6
	Kovalchuk, Ilya	ATL	44	29	25	54	41	9	0	5
	Leetch, Brian (Ret.)	NYR-BOS	55	14	40	54	28	5	0	4
37.	Foligno, Mike (Ret.)	DET-BUF-TOR-FLA	81	27	26	53	129	3	0	6
	Muller, Kirk (Ret.)	NJ-MTL-TOR-FLA-DAL	56	21	32	53	74	6	0	1
	Lafleur, Guy (Ret.)	MTL-NYR-QUE	39	18	35	53	8	3	0	2
	Janney, Craig (Ret.)	BOS-STL-SJ-PHX-TB	42	11	42	53	20	5	0	2
41.	Neely, Cam (Ret.)	VAN-BOS	55	26	26	52	139	6	0	7
	Jokinen, Olli	LA-NYI-FLA-PHX-CGY	53	20	32	52	57	5	1	2
43.	St. Louis, Martin	CGY-TB	50	28	22	50	14	9	1	5
	Hossa, Marian	OTT-ATL-PIT-DET	46	22	28	50	33	7	2	3
	Chelios, Chris	MTL-CHI-DET	65	14	36	50	191	5	0	1
46.	Bellows, Brian (Ret.)	MIN-MTL-TB-ANA-WSH	56	23	26	49	43	13	0	2
47.	Ciccarelli, Dino (Ret.)	MIN-WSH-DET-TB-FLA	47	28	20	48	40	10	0	3
	Larmer, Steve (Ret.)	CHI-NYR	39	23	25	48	14	7	2	3
	Paient, Wilf (Ret.)	COL-TOR-QUE-BUF-PIT	47	21	27	48	96	4	1	3
	Tremblay, Mario (Ret.)	MTL	40	19	29	48	73	5	0	3

OPPONENT TOP GOALIES

RK.	GOALTENDER	CLUB(S)	GP	MIN	GA	SO	GAA	W-L-T/OT
1.	Osgood, Chris	DET-NYI-STL	16	958	24	3	1.50	12-4-0
2.	Lalime, Patrick	PIT-OTT-STL-CHI-BUF	20	1203	35	2	1.75	11-4-4
3.	Brodeur, Martin	NJ	51	3038	104	6	2.05	32-13-6
4.	Khabibulin, Nikolai	WPG-PHX-TB-CHI	18	1106	40	3	2.17	7-6-5
5.	Hasek, Dominik (Ret.)	CHI-BUF-DET-OTT	42	2486	91	1	2.20	23-15-4
6.	Vernon, Mike (Ret.)	CGY-DET-SJ-FLA	21	1194	44	1	2.21	15-5-1
7.	Kolzig, Olaf	WSH-TB	49	2939	115	4	2.35	26-14-9
8.	Billington, Craig (Ret.)	NJ-OTT-BOS-COL-WSH	16	839	33	1	2.36	9-2-3
9.	Belfour, Ed (Ret.)	CHI-DAL-TOR-FLA	24	1416	57	2	2.42	11-8-5
10.	Biron, Martin	BUF-PHI	18	1002	42	1	2.51	9-4-3
11.	Richter, Mike (Ret.)	NYR	38	2235	94	3	2.52	22-15-1
12.	Sevigny, Richard (Ret.)	MTL-QUE	17	945	40	0	2.54	11-3-1
13.	Luongo, Roberto	NYI-FLA-VAN	27	1532	66	1	2.58	10-13-4
14.	Tugnutt, Ron (Ret.)	QUE-OTT-PIT-CBJ-DAL	33	1834	81	0	2.65	13-11-6
15.	Roy, Patrick (Ret.)	MTL-COL	63	3686	163	4	2.65	35-18-7
16.	Hanlon, Glen (Ret.)	VAN-STL-NYR-DET	16	927	41	2	2.65	6-6-4
17.	Theodore, Jose	MTL-COL-WSH	29	1624	72	4	2.66	13-11-3
18.	Vokoun, Tomas	MTL-NSH-FLA	21	1237	55	1	2.67	9-6-5
19.	Thibault, Jocelyn (Ret.)	QUE-COL-MTL-CHI-PIT-BUF	21	1226	55	0	2.69	7-12-1
20.	Vanbiesbrouck, John (Ret.)	NYR-FLA-PHI-NYI-NJ	29	1631	74	3	2.72	12-13-2





YEAR-BY-YEAR REVIEW

Review of 2008-09 Season and Year-By-Year Franchise Records



2008-09 FINAL STANDINGS

EASTERN CONFERENCE

SOUTHEAST DIVISION							
	GP	W	L	OT	GF	GA	PTS
WASHINGTON (2)	82	50	24	8	272	245	108
CAROLINA (6)	82	45	30	7	239	226	97
FLORIDA (9)	82	41	30	11	234	231	93
ATLANTA (13)	82	35	41	6	257	280	76
TAMPA BAY (14)	82	24	40	18	210	279	66

NORTHEAST DIVISION							
	GP	W	L	OT	GF	GA	PTS
BOSTON (1)	82	53	19	10	274	196	116
MONTREAL (8)	82	41	30	11	249	247	93
BUFFALO (10)	82	41	32	9	250	234	91
OTTAWA (11)	82	36	35	11	217	237	83
TORONTO (12)	82	34	35	13	250	293	81

ATLANTIC DIVISION							
	GP	W	L	OT	GF	GA	PTS
NEW JERSEY (3)	82	51	27	4	244	209	106
PITTSBURGH (4)	82	45	28	9	264	239	99
PHILADELPHIA (5)	82	44	27	11	264	238	99
NY RANGERS (7)	82	43	30	9	210	218	95
NY ISLANDERS (15)	82	26	47	9	201	279	61

WESTERN CONFERENCE

CENTRAL DIVISION							
	GP	W	L	OT	GF	GA	PTS
DETROIT (2)	82	51	21	10	295	244	112
CHICAGO (4)	82	46	24	12	264	216	104
ST. LOUIS (6)	82	41	31	10	233	233	92
COLUMBUS (7)	82	41	31	10	226	230	92
NASHVILLE (10)	82	40	34	8	213	233	88

PACIFIC DIVISION							
	GP	W	L	OT	GF	GA	PTS
SAN JOSE (1)	82	53	18	11	257	204	117
ANAHEIM (8)	82	42	33	7	245	238	91
DALLAS (12)	82	36	35	11	230	257	83
PHOENIX (13)	82	36	39	7	208	252	79
LOS ANGELES (14)	82	34	37	11	207	234	79

NORTHWEST DIVISION							
	GP	W	L	OT	GF	GA	PTS
VANCOUVER (3)	82	45	27	10	246	220	100
CALGARY (5)	82	46	30	6	254	248	98
MINNESOTA (9)	82	40	33	9	219	200	89
EDMONTON (11)	82	38	35	9	234	248	85
COLORADO (15)	82	32	45	5	199	257	69

INDIVIDUAL SCORING LEADERS

PLAYER	TEAM	GP	G	A	PTS	+/-	PIM	PP	SH	GW	S	%
EVGENI MALKIN	PITTSBURGH	82	35	78	113	17	80	14	2	4	290	12.1
ALEXANDER OVECHKIN	WASHINGTON	79	56	54	110	8	72	19	1	10	528	10.6
SIDNEY CROSBY	PITTSBURGH	77	33	70	103	3	76	7	0	3	238	13.9
PAVEL DATSYUK	DETROIT	81	32	65	97	34	22	11	1	3	248	12.9
ZACH PARISE	NEW JERSEY	82	45	49	94	30	24	14	0	8	364	12.4
ILYA KOVALCHUK	ATLANTA	79	43	48	91	12-	50	12	0	6	275	15.6
RYAN GETZLAF	ANAHEIM	81	25	66	91	5	121	9	0	2	227	11.0
JAROME IGINLA	CALGARY	82	35	54	89	2-	37	10	0	4	289	12.1
MARC SAVARD	BOSTON	82	25	63	88	25	70	9	0	5	213	11.7
NICKLAS BACKSTROM	WASHINGTON	82	22	66	88	16	46	14	0	1	174	12.6
JOE THORNTON	SAN JOSE	82	25	61	86	16	56	11	0	3	139	18.0
JEFF CARTER	PHILADELPHIA	82	46	38	84	23	68	13	4	12	342	13.5
MIKE CAMMALLERI	CALGARY	81	39	43	82	2-	44	19	0	6	255	15.3
DANIEL SEDIN	VANCOUVER	82	31	51	82	24	36	9	0	7	285	10.9
HENRIK SEDIN	VANCOUVER	82	22	60	82	22	48	4	0	8	143	15.4
MIKE RICHARDS	PHILADELPHIA	79	30	50	80	22	63	8	7	4	238	12.6
MARTIN ST. LOUIS	TAMPA BAY	82	30	50	80	4	14	7	2	3	262	11.5
RICK NASH	COLUMBUS	78	40	39	79	11	52	6	5	5	263	15.2
ALEXANDER SEMIN	WASHINGTON	62	34	45	79	25	77	8	0	8	223	15.2
PATRIK ELIAS	NEW JERSEY	77	31	47	78	18	32	12	2	6	247	12.6
MIKE RIBEIRO	DALLAS	82	22	56	78	4-	52	7	0	1	163	13.5
MARTIN HAVLAT	CHICAGO	81	29	48	77	29	30	5	0	5	249	11.6
RAY WHITNEY	CAROLINA	82	24	53	77	2	32	7	0	2	219	11.0
VYACHESLAV KOZLOV	ATLANTA	82	26	50	76	14-	44	12	0	3	165	15.8
ERIC STAAL	CAROLINA	82	40	35	75	15	50	14	1	8	372	10.8

GOALTENDING LEADERS (Minimum 25 GPI)

GOALTENDER	TEAM	GPI	MINS	GA	GAA
TIM THOMAS	BOSTON	54	3259	114	2.10
STEVE MASON	COLUMBUS	61	3664	140	2.29
NIKLAS BACKSTROM	MINNESOTA	71	4088	159	2.33
NIKOLAI KHABIBULIN	CHICAGO	42	2467	96	2.33
ROBERTO LUONGO	VANCOUVER	54	3181	124	2.34

2009 STANLEY CUP PLAYOFFS

EASTERN CONFERENCE

Boston def. Montreal.....	4-0
Washington def. NY Rangers.....	4-3
Carolina def. New Jersey.....	4-3
Pittsburgh def. Philadelphia.....	4-2
Carolina def. Boston.....	4-3
Pittsburgh def. Washington.....	4-3
Pittsburgh def. Carolina.....	4-0

WESTERN CONFERENCE

Anaheim def. San Jose.....	4-2
Detroit def. Columbus.....	4-0
Vancouver def. St. Louis.....	4-0
Chicago def. Calgary.....	4-2
Detroit def. Anaheim.....	4-3
Chicago def. Vancouver.....	4-2
Detroit def. Chicago.....	4-1

Pittsburgh def. Detroit 4-3 to win the Stanley Cup

2008-09 HURRICANES SCORING

POS	NO	PLAYER	GP	TOI	G	A	PTS	+/-	PIM	GOALS			SHOOTING	
										PP	SH	GW	S	PCTG
L	13	RAY WHITNEY	82	18:24	24	53	77	2	32	7	0	2	219	11.0
C	12	ERIC STAAL	82	21:02	40	35	75	15	50	14	1	8	372	10.8
L	15	TUOMO RUUTU	79	18:18	26	28	54	0	79	10	0	4	190	13.7
C	17	ROD BRIND'AMOUR	80	18:58	16	35	51	23-	36	6	1	1	135	11.9
L	14	SERGEI SAMSONOV	81	17:19	16	32	48	8-	28	3	0	3	155	10.3
C	8	MATT CULLEN	69	16:48	22	21	43	11	20	4	2	2	139	15.8
L	26	ERIK COLE	80	17:37	18	24	42	0	73	5	0	1	178	10.1
		(EDM)	63	17:04	16	11	27	3-	63	5	0	1	145	11.0
		(CAR)	17	19:35	2	13	15	3	10	0	0	0	33	6.1
D	77	JOE CORVO	81	24:19	14	24	38	1-	18	8	1	6	213	6.6
D	33	ANTON BABCHUK	72	18:04	16	19	35	13	16	9	0	4	127	12.6
D	25	JONI PITKANEN	71	24:48	7	26	33	11	58	2	0	3	147	4.8
R	59	CHAD LAROSE	81	15:08	19	12	31	6	35	0	2	4	171	11.1
D	4	DENNIS SEIDENBERG	70	22:19	5	25	30	9-	37	2	0	1	129	3.9
L	36	JUSSI JOKINEN	71	15:18	7	20	27	10-	28	2	0	1	101	6.9
		(TB)	45	15:38	5	10	16	8-	16	2	0	0	64	9.4
		(CAR)	25	14:43	1	10	11	2-	12	0	0	1	37	2.7
R	24	SCOTT WALKER	41	13:19	5	10	15	4-	39	1	0	0	71	7.0
R	44	PATRICK EAVES	74	11:15	6	8	14	7	31	1	1	1	115	5.2
L	18	RYAN BAYDA	70	10:27	5	7	12	2	26	0	0	0	62	8.1
D	6	TIM GLEASON	70	20:39	0	12	12	3	68	0	0	0	61	.0
D	7	NICLAS WALLIN	64	16:16	2	8	10	1-	42	0	0	1	53	3.8
D	5	FRANTISEK KABERLE	30	14:03	1	7	8	4-	8	1	0	0	28	3.6
C	16	BRANDON SUTTER*	50	8:49	1	5	6	1-	16	0	0	0	57	1.8
L	20	DAN LACOUTURE	11	4:16	2	0	2	1-	10	0	0	1	4	50.0
C	63	DWIGHT HELMINEN*	23	6:49	1	1	2	2-	0	0	0	0	15	6.7
C	20	MICHAEL RYAN	18	8:12	0	2	2	3-	2	0	0	0	24	.0
D	29	BRYAN RODNEY*	8	12:37	0	2	2	3-	2	0	0	0	3	.0
R	39	PATRICK DWYER*	13	8:33	1	0	1	2-	0	0	0	0	9	11.1
D	38	TIM CONBOY	28	5:21	0	1	1	1-	37	0	0	0	13	.0
C	56	JAKUB PETRUZALEK*	2	8:04	0	1	1	1	0	0	0	0	0	.0
G	30	CAM WARD	68	57:45	0	1	1	0	4	0	0	0	0	.0
D	27	BRETT CARSON*	5	15:43	0	0	0	3-	4	0	0	0	2	.0
D	53	CASEY BORER*	3	11:05	0	0	0	0	5	0	0	0	0	.0
L	23	ZACH BOYCHUK*	2	12:03	0	0	0	0	0	0	0	0	0	.0
G	49	MICHAEL LEIGHTON	19	54:09	0	0	0	0	4	0	0	0	0	.0

TRADED PLAYERS' CAROLINA TOTALS

R	11	JUSTIN WILLIAMS	32	15:08	3	7	10	9-	9	2	0	0	80	3.8
D	22	JOSEF MELICHAR	15	8:39	0	4	4	1-	8	0	0	0	3	0.0
L	28	WADE BROOKBANK	27	2:29	1	0	1	0	40	0	0	0	8	12.5

* – Rookie

GOALTENDING

NO	GOALTENDER	GP	MINS	AVG	W	L	T	EN	SO	GA	SA	SV%	G	A	PIM
30	CAM WARD	68	3928	2.44	39	23	5	10	6	160	1901	.916	0	1	4
49	MICHAEL LEIGHTON	19	1029	2.92	6	7	2	1	0	50	507	.901	0	0	4
CAROLINA TOTALS		82	4986	2.66	45	30	7	11	6	221	2419	.909			

STATISTICS

HURRICANES POWER PLAY

OVERALL:	70/374	(18.7%—18th in the NHL)
AT HOME:	36/201	(17.9%—17th in the NHL)
ON ROAD:	34/173	(19.6%—10th in the NHL)

HURRICANES SHORTHANDED

OVERALL:	242/301	(80.4%—19th in the NHL)
AT HOME:	114/141	(80.9%—16th in the NHL)
ON ROAD:	128/160	(80.0%—19th in the NHL)

HURRICANES BY PERIOD

	1st	2nd	3rd	OT	TOTALS
GOALS	69	56	74	7	236
SHOTS	886	871	866	52	2675

OPPONENTS BY PERIOD

	1st	2nd	3rd	OT	TOTALS
GOALS	67	80	72	2	221
SHOTS	755	874	755	35	2419

OPENING GAME ROSTER VS. FLORIDA PANTHERS

(Home 10/10/08)

4	Dennis Seidenberg	D
5	Frantisek Kaberle	D
6	Tim Gleason	D
7	Niclas Wallin	D
8	Matt Cullen	C
11	Justin Williams (injured - Achilles)	RW
12	Eric Staal	C
13	Ray Whitney	LW
14	Sergei Samsonov	LW
15	Tuomo Ruutu	LW
16	Brandon Sutter	C
17	Rod Brind'Amour	C
18	Ryan Bayda	LW
20	Dan LaCouture	LW
22	Josef Melichar (healthy extra)	D
23	Zach Boychuk (injured - wrist)	LW
24	Scott Walker (injured - hand)	RW
25	Joni Pitkanen	D
28	Wade Brookbank	L
30	Cam Ward	G
33	Anton Babchuk (healthy extra)	D
44	Patrick Eaves	RW
49	Michael Leighton	G
59	Chad LaRose	RW
77	Joe Corvo	D

CLOSING GAME ROSTER VS. NEW JERSEY DEVILS

(Road 4/11/09)

4	Dennis Seidenberg	D
5	Frantisek Kaberle (injured - illness)	D
6	Tim Gleason	D
7	Niclas Wallin	D
8	Matt Cullen (injured - lower body)	C
12	Eric Staal	C
13	Ray Whitney	LW
14	Sergei Samsonov	LW
15	Tuomo Ruutu	LW
17	Rod Brind'Amour	C
18	Ryan Bayda (healthy extra)	LW
20	Michael Ryan (healthy extra)	C
24	Scott Walker	RW
25	Joni Pitkanen	D
26	Erik Cole	LW
30	Cam Ward	G
33	Anton Babchuk	D
36	Jussi Jokinen	LW
38	Tim Conboy	D
44	Patrick Eaves	RW
49	Michael Leighton	G
59	Chad LaRose	RW
63	Dwight Helminen	C
77	Joe Corvo	D

REGULAR SEASON OFFENSIVE PROFICIENCY

WHEN CANES SCORE:	GP	W-L-OT	PTS
No Goals	1	0-1-0	0
One Goal	14	1-12-1	3
Two Goals	27	10-14-3	23
Three Goals	17	14-2-1	29
Four Goals	9	7-1-1	15
Five Or More Goals	14	13-0-1	27
Totals	82	45-30-7	97

REGULAR SEASON DEFENSIVE PROFICIENCY

WHEN CANES ALLOW:	GP	W-L-OT	PTS
No Goals	6	6-0-0	12
One Goal	14	14-0-0	28
Two Goals	17	16-0-1	33
Three Goals	18	4-11-3	11
Four Goals	13	5-7-1	11
Five Or More Goals	14	0-12-2	2
Totals	82	45-30-7	97

OT GOALS, HAT TRICKS, SHUTOUTS AND PENALTY SHOTS

OVERTIME GOALS

Eric Staal	10/11/08	in a 4-3 win at Tampa Bay
Michal Handzus	10/17/08	in a 4-3 loss at Los Angeles
Niclas Wallin	11/4/08	in a 5-4 win at Toronto
Sergei Samsonov	11/28/08	in a 3-2 win at Philadelphia
Jeff Carter	12/6/08	in a 2-1 loss vs. Philadelphia
Joe Corvo	12/18/08	in a 2-1 win vs. Florida
Tuomo Ruutu	12/21/08	in a 3-2 win at Montreal
Ray Whitney	3/23/09	in a 3-2 win at Florida
Anton Babchuk	4/4/09	in a 3-2 win vs. Pittsburgh

HAT TRICKS (Number in NHL Career/Number as a Hurricane)

Eric Staal (5/5)	11/21/08	in a 5-2 win vs. PHX
Scott Hartnell	12/11/08	in a 6-5 PHI SO win at Philadelphia
Eric Staal (6/6)	12/26/08	in a 5-4 win at Atlanta
Brian Little	12/26/08	in a 5-4 CAR win at Atlanta
Jason Blake	1/15/09	in a 6-4 TOR win at Carolina
Matt Cullen (1/1)	2/22/09	in a 5-2 win vs. Colorado
Ray Whitney (3/2)	3/6/09	in a 6-1 win vs. Calgary
Eric Staal* (7/7)	3/7/09	in a 9-3 win at Tampa Bay
Eric Staal (8/8)	4/7/09	in a 9-0 win vs. NY Islanders

* = four-goal game

SHUTOUTS (Number in NHL Career/Number as a Hurricane)

Cam Ward (7/7)	10/30/08	in a 1-0 win at St. Louis
Cam Ward (8/8)	1/19/09	in a 2-0 win at Toronto
Cam Ward (9/9)	1/31/09	in a 2-0 win vs. Atlanta
Tomas Vokoun	2/12/09	in a 5-0 FLA win at Carolina
Cam Ward (10/10)	2/15/09	in a 3-0 win at Buffalo
Cam Ward (11/11)	3/9/09	in a 3-0 win vs. NY Rangers
Cam Ward (12/12)	4/7/09	in a 9-0 win vs. NY Islanders

PENALTY SHOTS

Doug Weight	10/25/08	in a 4-3 Carolina win at NYI (stopped by Ward)
Alex Tanguay	10/28/08	in a 3-2 Carolina SO loss at MTL (scored on Ward)
Alex Ovechkin	12/7/08	in a 3-1 Carolina win vs. WSH (stopped by Leighton)
Guillaume Latendresse	12/16/08	in a 3-2 Carolina win vs. MTL (scored on Ward)
Matt Cullen	2/5/09	in a 4-3 Carolina SO win at SJ (scored on Nabokov)
Eric Staal	3/3/09	in a 5-2 Carolina win at WSH (scored on Neuvirth)
Evgeni Malkin	4/4/09	in a 3-2 Carolina OT win vs. PIT (stopped by Ward)
Derek Roy	4/9/09	in a 5-1 Carolina loss vs. BUF (scored on Leighton)

RECORD BY OPPONENT

OPPONENT	GP	W-L-OT	PTS	GF	GA
Anaheim	2	1-1-0	2	4	5
Atlanta	6	3-3-0	6	17	18
Boston	4	0-4-0	0	6	18
Buffalo	4	2-2-0	4	6	9
Calgary	1	1-0-0	2	6	1
Chicago	1	0-0-1	1	2	2
Colorado	1	1-0-0	2	5	2
Columbus	1	0-1-0	0	1	5
Dallas	1	0-1-0	0	2	3
Detroit	1	0-1-0	0	1	3
Edmonton	1	0-1-0	0	1	3
Florida	6	3-3-0	6	15	19
Los Angeles	1	0-0-1	1	3	4
Minnesota	1	0-1-0	0	2	3
Montreal	4	3-0-1	7	10	7
Nashville	1	0-1-0	0	2	5
New Jersey	4	3-1-0	6	11	8
NY Islanders	4	4-0-0	8	24	9
NY Rangers	4	2-1-1	5	11	7
Ottawa	4	2-2-0	4	7	11
Philadelphia	4	1-1-2	4	10	12
Phoenix	2	2-0-0	4	12	4
Pittsburgh	4	2-2-0	4	8	12
San Jose	1	1-0-0	2	3	3
St. Louis	2	2-0-0	4	3	1
Tampa Bay	6	6-0-0	12	25	13
Toronto	4	3-1-0	6	17	14
Vancouver	1	0-1-0	0	3	4
Washington	6	3-2-1	7	19	16
Totals	82	45-30-7	97	236	221

* GF/GA totals do not include goals awarded for shootout wins

DECISION BREAKDOWN

	GP	W	L
One Goal	39	24	15
Two Goal	19	9	10
Three Goal	12	7	5
Four Goal	7	1	6
Five Goal	3	2	1
Six Goal	1	1	0
Seven Goal	0	0	0
Eight Goal	0	0	0
Nine Goal	1	1	0
Totals	82	45	37*
* – Includes overtime/shootout losses			
Ties	0		
4-on-4 Overtime	9	7	2
Shootout	8	3	5
Overtime/Shootout	17	10	7

HIGHS AND LOWS

STREAK	2008-09 SEASON	CAROLINA RECORD	FRANCHISE RECORD
Winning	9 – 3/18-4/7	9 – 10/22/05-11/11/05 9 – 12/31/05-1/19/06 9 – 3/18/09-4/7/09: 9-0-0	9 – 10/22-11/11, 2005 9 – 12/31, 2005-1/19, 2006 9 – 3/18/09-4/7/09: 9-0-0
Unbeaten	9 – 3/18-4/7	9 – 12/31/00-1/18/01: 7-0-2-0 9 – 10/22/05-11/11/05: 9-0-0 9 – 12/31/05-1/19/06: 9-0-0 9 – 3/18/09-4/7/09: 9-0-0	10 – 1/20-2/10, 1982: 6-0-4
Points Earned	10 – 3/14-4/7	12 – 10/12/05-11/11/05	12 – 10/12/05-11/11/05
Losing	5 – 1/8-1/17	8 – 1/8/03-1/22/03: 0-7-0-1	9 – 2/19/83-3/8/38
Winless	5 – 1/8-1/17	11 – 3/13/03-4/6/03: 0-9-2-0	14 – 1/4/92-2/9/92: 0-8-6
Winning, Home	12 – 2/20-4/7	12 – 2/20/09-4/7/09	12 – 2/20/09-4/7/09
Unbeaten, Home	12 – 2/20-4/7	12 – 2/20/09-4/7/09: 12-0-0	12 – 2/20/09-4/7/09: 12-0-0
Points Earned, Home	12 – 2/20-4/7	15 – 12/13/05-1/28/06: 14-0-1	15 – 12/13/05-1/28/06: 14-0-1
Losing, Home	4 – 11/23-12/4	7 – 12/27/02-1/20/03: 0-6-0-1	7 – 12/27/02-1/20/03: 0-6-0-1
Winless, Home	5 – 11/23-12/6	9 – 1/17/02-3/18/02: 0-1-8-0	13 – 1/15/85-3/10/85: 0-11-2
Winning, Road	4 – 2/5-2/19	5 – twice, m.r. = 10/22/05-11/15/05: 5-0-0	6 – 11/10/90-12/7/90
Unbeaten, Road	4 – 2/5-2/19	5 – three times, m.r. = 10/22/05-11/15/05: 5-0-0	8 – 11/11/96-12/5/96: 4-0-4
Points Earned, Road	4 – 10/25-11/04 4 – 2/5-2/19	n/a	n/a
Losing, Road	4 – 1/8-1/17	9 – 1/8/03-2/11/03: 0-7-0-2	13 – 12/18/82-2/5/83
Winless, Road	4 – 1/8-1/17	15 – 1/7/03-3/2/03: 0-11-2-2	15 – 11/11/79-1/9/80: 0-11-4 15 – 1/7/03-3/2/03: 0-11-2-2

SINGLE-GAME HIGHS	2008-09 SEASON	CAROLINA RECORD	FRANCHISE RECORD
Goals	9 – 4/7 v. NYI and 3/7 @ TB	9 – 3/7/09 @ TB and 4/7/09 v. NYI	11 – three times, m.r., 1/17/86 v. QUE
Goals allowed	6 – 1/15 v. TOR	9 – 11/25/05 v. ATL	12 – 2/1/83 @ QUE
Win margin	9 – 4/7 v. NYI	9 – 4/7/09 v. NYI	11 – 2/12/84 v. EDM
Loss margin	5 – twice, m.r. 4/9 v. BUF	9 – 11/25/05 v. ATL	9 – three times, m.r., 11/12/05 v. ATL
Shots	57 – 4/7 v. NYI	57 – 4/7/09 v. NYI	65 – 3/15/84 v. TOR
Shots allowed	60 – 10/25 @ NYI	60 – 10/25/08 @ NYI	60 – 10/25/08 @ NYI
Fewest shots	23 – 4/2 v. NYR	10 – 1/3/99 @ MTL	10 – 1/30/99 @ MTL
Fewest shots allowed	12 – 4/7 v. NYI	10 – twice, m.r., 3/26/07 v. WSH	10 – twice, m.r., 3/26/07 v. WSH
Most PP goals	4 – 4/7 v. NYI and 2/7 @ PHX	5 – 11/29/02 v. DET and 3/28/08 v. ATL	5 – 11/29/02 v. DET and 3/28/08 v. ATL
Most PP goals allowed	3 – twice, m.r. 3/14 @ WSH	5 – twice, m.r., 10/26/07 v. MTL	5 – twice, m.r., 10/26/07 v. MTL
Most SH goals	2 – 3/3 @ WSH	3 – 4/7/06 @ WSH	3 – 4/7/06 @ WSH

SINGLE-PERIOD HIGHS	2008-09 SEASON	CAROLINA RECORD	FRANCHISE RECORD
Goals	6 – 3/7 @ TB, 2nd	6 – twice, m.r., 3/7/09 @ TB, 2nd	7 – twice, m.r., 10/19/85 v. MTL, 1st
Goals allowed	4 – five times, m.r., 3/20 v. NYI, 2nd	6 – twice, m.r., 2/10/07 @ MIN, 1st	7 – 12/6/82 @ MTL, 3rd
Shots	24 – 4/7 v. NYI, 3rd	24 – three times, m.r., 4/7/09 v. NYI, 3rd	32 – 3/15/84 v. TOR, 2nd
Shots allowed	23 – 1/13 @ OTT, 2nd	24 – twice, m.r., 10/24/05 v. OTT, 3rd	28 – 1/30/82 v. BOS, 3rd
Fewest shots	1 – 11/26 v. PHI, 1st	0 – twice, m.r., 3/6/06 @ NYR, 3rd	0 – 4 times, m.r., 3/6/06 @ NYR, 3rd
Fewest shots allowed	1 – 2/20 v. TB, 1st	0 – 2/3/04 @ COL, 3rd	0 – 4 times, m.r., 2/3/04 @ COL, 3rd

INDIVIDUAL HIGHS AND LOWS

STREAK	2008-09 SEASON	CAROLINA RECORD	FRANCHISE RECORD
Goals	4 – Rod Brind'Amour; 3/7-3/12	6 – twice, m.r., Ray Sheppard; 11/14/98-11/25/98	9 – Pierre Larouche; 1/25/82-2/13/82
Assists	6 – Rod Brind'Amour; 12/7-12/20	8 – twice, m.r., Matt Cullen; 10/22/07-11/8/07	10 – Dave Keon; 11/1779-12/7/79
Points	7 – Rod Brind'Amour; 3/18-4/2: 3g, 7a	11 – Cory Stillman; 12/15/05-1/7/06: 7g, 12a	18 – Mike Rogers; 11/22/80-1/2/81: 19g, 20a
IND. HIGHS, GAME	2008-09 SEASON	CAROLINA RECORD	FRANCHISE RECORD
Goals	4 – Eric Staal; 3/7 @ TB	4 – Eric Staal; 3/7/08 @ TB	4 – three times, m.r., Eric Staal; 3/7/09 @ TB
Assists	4 – three times, m.r. Erik Cole and Anton Babchuk, 4/7 v. NYI	4 – six times, m.r., Erik Cole and Anton Babchuk; 4/7/09 v. NYI	6 – Ron Francis; 3/5/87 v. BOS
Points	6 – Eric Staal; 3/7 @ TB	6 – Eric Staal; 3/7/09 @ TB: 4g, 2a	6 – four times, m.r., Eric Staal; 3/7/09 @ TB: 4g, 2a
PIMs	7 – six times, m.r., Tim Conboy and Dennis Seidenberg; 3/6 v. CGY	26 – Enrico Ciccone; 10/20/97 @ NYR	42 – twice, m.r., Nick Kypreos; 12/11/92 @ BUF
Shots	11 – Eric Staal, 2/12 v. FLA	12 – Eric Staal; 3/28/08 v. ATL	n/a
IND. HIGHS, PERIOD	2008-09 SEASON	CAROLINA RECORD	FRANCHISE RECORD
Goals	3 – Eric Staal; 12/26 @ ATL, 3rd	3 – five times, m.r., Eric Staal; 12/26/08 @ ATL, 3rd	3 – five times, m.r., Eric Staal; 12/26/08 @ ATL, 3rd
Assists	3 – twice, m.r., Erik Cole; 3/7 @ TB, 2nd	3 – eight times, m.r., Erik Cole; 3/7/09 @ TB, 2nd	n/a
Points	4 – Eric Staal; 3/7 @ TB, 2nd	4 – twice, m.r., Eric Staal; 3/7/09 @ TB, 2nd	n/a
PIMs	7 – four times, m.r., Tim Conboy; 3/6 v. CGY, 3rd	24 – Enrico Ciccone; 10/29/97 @ NYR, 3rd	n/a
Shots	6 – twice, m.r., Tuomo Ruutu; 4/7 v. NYI, 3rd	6 – 8 times, m.r., Tuomo Ruutu; 4/7/09 v. NYI 3rd	n/a
GOALTENDING HIGHS	2008-09 SEASON	CAROLINA RECORD	FRANCHISE RECORD
Saves, Game	57 – Cam Ward; 10/25 @ NYI	57 – Cam Ward; 10/25/08 @ NYI	57 – Cam Ward; 10/25/08 @ NYI
Saves, Period	22 – Cam Ward; 1/13 @ OTT, 2nd	24 – Martin Gerber; 10/24/05 v. OTT, 3rd	24 – Martin Gerber; 10/24/05 v. OTT, 3rd
Win Streak	9 – Cam Ward; 3/18-4/7	9 – Cam Ward; 3/18/09-4/7/09	9 – Cam Ward; 3/18/09-4/7/09
Unbeaten Streak	9 – Cam Ward; 3/18-4/7	9 – Arturs Irbe; 12/31/00-1/18/01 and Cam Ward: 3/18/09-4/7/09	9 – Arturs Irbe; 12/31/00-1/18/01 and Cam Ward: 3/18/09-4/7/09
Losing Streak	5 – Cam Ward; 1/8-1/17	11 – Kevin Weekes; 12/27/02-2/11/03	11 – Kevin Weekes; 12/27/02-2/11/03
Consecutive Starts in a Single Season	28 – Cam Ward; 2/7-4/9	40 – Arturs Irbe; 11/4/00-2/7/01: 21-15-3	40 – Arturs Irbe; 11/4/00-2/7/01: 21-15-3

RESULTS

NO.	DATE	GAME	RESULT	REC.	PTS	GF	GA	PP	PK	SF	SA	ATT	GOALIE	GW
1	10-Oct	vs. FLA	W, 6-4	1-0-0	2	6	4	2-4	4-6	24	33	18,680	Ward	LaCouture
2	11-Oct	at TB	W, 4-3 (OT)	2-0-0	4	10	7	2-9	5-7	46	29	18,552	Leighton	Staal
3	13-Oct	vs. DET	L, 1-3	2-1-0	4	11	10	0-4	4-6	28	36	18,680	Ward	Holmstrom
4	17-Oct	at LAK	OT, 3-4 (OT)	2-1-1	5	14	14	0-5	3-3	26	24	14,194	Ward	Handzus
5	19-Oct	at ANA	W, 3-1	3-1-1	7	17	15	0-4	4-4	24	33	16,847	Leighton	Brind'Amour
6	23-Oct	at PIT	L, 1-4	3-2-1	7	18	19	0-1	1-2	25	35	17,132	Leighton	Fedotenko
7	25-Oct	at NYI	W, 4-3	4-2-1	9	22	22	0-3	7-8	28	60	11,219	Ward	LaRose
8	28-Oct	at MTL	OT, 2-3 (SO)	4-2-2	10	24	25	1-7	6-7	33	25	21,273	Ward	(Koivu) SO
9	30-Oct	at STL	W, 1-0	5-2-2	12	25	25	1-7	3-3	29	19	17,860	Ward	Ruutu
10	1-Nov	vs. EDM	L, 1-3	5-3-2	12	26	28	0-6	2-3	34	32	15,016	Ward	Moreau
11	2-Nov	vs. TOR	W, 6-4	6-3-2	14	32	32	3-6	2-2	30	33	15,635	Leighton	LaRose
12	4-Nov	at TOR	W, 5-4 (OT)	7-3-2	16	37	36	1-2	2-3	24	42	19,266	Ward	Wallin
13	6-Nov	at WSH	L, 2-3	7-4-2	16	39	39	0-2	3-3	34	33	17,874	Ward	Semin
14	7-Nov	vs. OTT	W, 2-1	8-4-2	18	41	40	1-5	5-5	30	23	15,206	Leighton	Corvo
15	9-Nov	vs. ATL	L, 2-5	8-5-2	18	43	45	0-4	2-3	37	22	12,398	Ward	Ja. Williams
16	12-Nov	vs. WSH	L, 1-5	8-6-2	18	44	50	1-7	4-5	27	37	14,261	Leighton	Semin
17	14-Nov	at ATL	L, 2-3	8-7-2	18	46	53	2-6	6-7	29	25	16,128	Ward	Kozlov
18	16-Nov	vs. TB	W, 3-2 (SO)	9-7-2	20	49	55	0-5	5-6	30	28	13,781	Ward	(Ruutu) SO
19	18-Nov	vs. MTL	W, 2-1	10-7-2	22	51	56	1-4	5-6	48	29	12,164	Ward	Whitney
20	21-Nov	vs. PHX	W, 5-2	11-7-2	24	56	58	0-2	3-4	33	28	14,848	Ward	Staal
21	23-Nov	vs. NSH	L, 2-5	11-8-2	24	58	63	0-8	4-5	26	30	13,042	Ward	Weber
22	24-Nov	at FLA	L, 2-3	11-9-2	24	60	66	0-2	0-0	29	22	11,117	Leighton	Campbell
23	26-Nov	vs. PHI	L, 1-3	11-10-2	24	61	69	0-5	3-3	28	27	15,057	Ward	Carle
24	28-Nov	at PHI	W, 3-2 (OT)	12-10-2	26	64	71	0-4	2-4	30	26	19,587	Ward	Samsonov
25	30-Nov	vs. ANA	L, 1-4	12-11-2	26	65	75	0-4	3-4	37	27	14,191	Ward/Leighton	Selanne
26	4-Dec	vs. PIT	L, 2-5	12-12-2	26	67	80	1-5	1-3	36	22	14,559	Leighton	Sykora
27	6-Dec	vs. PHI	OT, 1-2 (OT)	12-12-3	27	68	82	1-5	2-2	36	31	14,061	Leighton	Carter
28	7-Dec	vs. WSH	W, 3-1	13-12-3	29	71	83	0-3	4-5	25	39	15,308	Leighton	Staal
29	11-Dec	at PHI	OT, 5-6 (SO)	13-12-4	30	76	89	2-8	4-6	31	37	19,057	Leighton	(Gagne) SO
30	13-Dec	at NYR	OT, 2-3 (SO)	13-12-5	31	78	92	0-8	4-5	31	29	18,200	Ward	(Drury) SO
31	16-Dec	vs. MTL	W, 3-2	14-12-5	33	81	94	3-11	1-1	27	24	16,434	Ward	Corvo
32	18-Dec	vs. FLA	W, 2-1 (OT)	15-12-5	35	83	95	1-4	1-1	37	20	14,533	Ward	Corvo
33	20-Dec	at BOS	L, 2-4	15-13-5	35	85	99	1-3	1-1	34	36	17,565	Ward	Thornton
34	21-Dec	at MTL	W, 3-2 (OT)	16-13-5	37	88	101	1-4	3-4	27	28	21,273	Ward	Ruutu
35	23-Dec	at MIN	L, 2-3	16-14-5	37	90	104	0-5	0-1	37	23	18,568	Leighton	Veilleux
36	26-Dec	at ATL	W, 5-4	17-14-5	39	95	108	1-4	0-3	39	31	16,012	Ward	Staal
37	27-Dec	vs. BOS	L, 2-4	17-15-5	39	97	112	0-4	3-3	31	22	16,705	Ward	Ryder
38	31-Dec	vs. ATL	W, 3-1	18-15-5	41	100	113	1-4	3-4	28	21	18,137	Ward	Samsonov SO
39	2-Jan	vs. STL	W, 2-1	19-15-5	43	102	114	2-5	2-2	29	31	17,092	Ward	Babchuk
40	3-Jan	at TB	W, 3-2	20-15-5	45	105	116	1-5	3-3	28	19	15,873	Ward	Pitkanen
41	6-Jan	vs. NJ	W, 3-2	21-15-5	47	108	118	1-3	1-2	28	28	15,399	Ward	Ruutu
42	8-Jan	at FLA	L, 2-4	21-16-5	47	110	122	0-0	1-2	33	31	10,323	Ward	Horton
43	10-Jan	at BOS	L, 1-5	21-17-5	47	111	127	0-3	4-5	30	32	17,565	Ward/Leighton	Yelle
44	13-Jan	at OTT	L, 1-5	21-18-5	47	112	132	1-4	4-4	24	40	18,512	Ward	McAmmond
45	15-Jan	vs. TOR	L, 4-6	21-19-5	47	116	138	1-3	0-2	32	24	18,037	Ward	T. Kaberle
46	17-Jan	at BUF	L, 1-3	21-20-5	47	117	141	0-5	2-2	37	26	18,690	Ward	Numminen
47	19-Jan	at TOR	W, 2-0	22-20-5	49	119	141	1-5	2-2	34	35	19,018	Ward	Corvo
48	20-Jan	at PIT	W, 2-1	23-20-5	51	121	142	1-5	5-6	40	33	16,972	Ward	Staal
49	27-Jan	at NYR	L, 2-3	23-21-5	51	123	145	0-4	2-2	35	31	18,200	Ward	Dubinsky
50	29-Jan	vs. TB	W, 3-2	24-21-5	53	126	147	0-5	3-3	31	29	16,405	Ward	Staal
51	31-Jan	vs. ATL	W, 2-0	25-21-5	55	128	147	0-2	3-3	40	19	16,215	Ward	Cullen
52	3-Feb	at VAN	L, 3-4	25-22-5	55	131	151	2-4	3-4	27	24	18,630	Ward	Burrows
53	5-Feb	at SJ	W, 4-3 (SO)	26-22-5	57	135	154	0-2	5-6	29	40	17,496	Leighton	(Samsonov)
54	7-Feb	at PHX	W, 7-2	27-22-5	59	142	156	4-5	4-5	41	32	15,229	Ward	Cullen
55	12-Feb	vs. FLA	L, 0-5	27-23-5	59	142	161	0-5	5-5	42	23	18,680	Ward/Leighton	Horton
56	14-Feb	vs. CBJ	L, 1-5	27-24-5	59	143	166	0-3	2-4	27	20	18,680	Ward	Huselius
57	15-Feb	at BUF	W, 3-0	28-24-5	61	146	166	1-5	5-5	47	36	18,690	Ward	Staal
58	17-Feb	vs. BOS	L, 1-5	28-25-5	61	147	171	0-5	1-3	32	34	18,680	Ward	Hnidy
59	19-Feb	at NYI	W, 6-2	29-25-5	63	153	173	0-3	4-5	30	24	11,802	Ward	Staal
60	20-Feb	vs. TB	W, 4-1	30-25-5	65	157	174	2-6	3-3	41	13	17,711	Ward	Jokinen
61	22-Feb	vs. COL	W, 5-2	31-25-5	67	162	176	0-8	3-3	39	19	18,680	Ward	Pitkanen

NO.	DATE	GAME	RESULT	REC.	PTS	GF	GA	PP	PK	SF	SA	ATT	GOALIE	GW
62	24-Feb	at OTT	L, 2-4	31-26-5	67	164	180	1-5	2-3	43	22	16,541	Ward/Leighton	Comrie
63	26-Feb	vs. BUF	W, 2-1 (SO)	32-26-5	69	166	181	0-6	1-1	32	37	18,219	Ward	(Jokinen) SO
64	28-Feb	at ATL	L, 3-5	32-27-5	69	169	186	1-4	2-3	35	32	17,796	Ward	Peverley
65	3-Mar	at WSH	W, 5-2	33-27-5	71	174	188	1-5	3-4	30	41	17,903	Ward	Eaves
66	6-Mar	vs. CGY	W, 6-1	34-27-5	73	180	189	3-7	3-3	33	22	18,108	Ward	Samsonov
67	7-Mar	at TB	W, 9-3	35-27-5	75	189	192	2-5	4-4	37	25	15,692	Ward	Corvo
68	9-Mar	vs. NYR	W, 3-0	36-27-5	77	192	192	1-6	4-4	36	28	17,826	Ward	Corvo
69	11-Mar	at CHI	OT, 2-3 (SO)	36-27-6	78	194	195	1-4	6-7	31	41	21,513	Ward	(Versteeg) SO
70	12-Mar	at DAL	L, 2-3	36-28-6	78	196	198	1-4	3-3	31	31	16,788	Ward	Morrison
71	14-Mar	at WSH	OT, 4-5 (SO)	36-28-7	79	200	203	0-4	1-4	32	31	18,277	Ward	(Semin) SO
72	18-Mar	vs. NJ	W, 4-2	37-28-7	81	204	205	3-5	4-6	32	43	18,544	Ward	Babchuk
73	20-Mar	vs. NYI	W, 5-4	38-28-7	83	209	209	1-4	0-1	37	32	18,137	Ward	LaRose
74	21-Mar	vs. WSH	W, 4-1	39-28-7	85	213	210	0-4	3-3	30	32	18,680	Ward	Pitkanen
75	23-Mar	at FLA	W, 3-2 (OT)	40-28-7	87	216	212	1-1	3-4	31	39	14,304	Ward	Whitney
76	25-Mar	vs. OTT	W, 2-1	41-28-7	89	218	213	1-3	1-1	30	22	17,146	Ward	Babchuk
77	28-Mar	at NJ	W, 2-1	42-28-7	91	220	214	1-4	1-1	48	32	17,018	Ward	Ruutu
78	2-Apr	vs. NYR	W, 4-2	43-28-7	93	224	216	1-6	6-7	23	38	18,680	Ward	LaRose
79	4-Apr	vs. PIT	W, 3-2 (OT)	44-28-7	95	227	218	0-3	2-2	30	35	18,680	Ward	Babchuk
80	7-Apr	vs. NYI	W, 9-0	45-28-7	97	236	218	4-11	1-1	57	12	18,680	Ward	Seidenberg
81	9-Apr	vs. BUF	L, 1-5	45-29-7	97	237	223	1-2	5-5	27	25	18,513	Ward/Leighton	Ellis
82	11-Apr	at NJ	L, 2-3	45-30-7	97	239	226	2-4	5-5	25	35	17,625	Leighton	Zubrus

RBC CENTER

ARENA CAPACITY: 18,680



2008-09

ATT. TOTALS

ATT. AVG.

NO. OF GAMES

PCT. OF CAPACITY

NO. OF SELLOUTS

HOME ATT.

679,488

16,573

41

88.7%

10

RECORD BY MONTH

MONTH	GP	W	L	OT	PTS	GF*	GA*
October	9	5	2	2	12	25	24
November	16	7	9	0	16	39	50
December	13	6	4	3	15	35	36
January	13	7	6	0	14	28	34
February	13	7	6	0	14	39	39
March	13	10	1	2	22	51	26
April	5	3	2	0	6	19	12
TOTALS	82	45	30	7	97	236	221

RECORD BY DIVISION AND CONFERENCE

DIVISION	GP	W	L	OT	PTS	GF*	GA*
vs. Northeast	20	10	9	1	21	46	59
vs. Atlantic	20	12	5	3	27	64	48
vs. Southeast	24	15	8	1	31	76	66
vs. Central	6	2	3	1	5	9	16
vs. Pacific	6	4	2	1	9	24	19
vs. Northwest	5	2	3	0	4	17	13
CONFERENCE							
vs. Eastern	64	37	22	5	79	—	—
vs. Western	18	8	8	2	18	—	—

HOME AND ROAD RECORD

	GP	W	L	OT	PTS	GF*	GA*
Overall Record	82	45	30	7	97	236	221
Record at Home	41	26	14	1	53	115	106
Record on Road	41	19	16	6	44	121	115

*Does not include goals awarded for shootout wins

GAME BY GAME

Date	Opp	SEIDENBERG # 4	KABERLE # 5	GLEASON # 6	WALLIN # 7	CULLEN # 8	WILLIAMS # 11	STAAL # 12	WHITNEY # 13	SAMSONOV #14
10-Oct	Vs. FLA	0-1 1/0 21:31	0-2 2/-1 18:10	0-3 1/3 19:25	0-1 1/1 21:50	1-0 2/1 14:11	MIN	0-0 1/2 20:23	1-0 2/2 15:04	0-0 0/-2 16:21
11-Oct	@ TB	0-1 3/1 21:43	0-0 1/0 20:54	0-0 2/-1 21:03	0-0 0/0 16:57	1-0 5/0 17:49	MIN	2-0 (W) 8/2 23:09	0-2 0/1 18:55	0-0 3/1 20:15
13-Oct	Vs. DET	0-0 3/0 21:19	0-1 1/1 18:47	0-0 0/0 19:29	0-0 0/0 15:19	0-0 2/0 15:58	MIN	0-0 4/0 26:16	0-1 4/0 21:01	0-0 2/-1 13:33
17-Oct	@ LA	0-1 3/0 24:56	0-0 0/0 7:46	0-0 0/-1 25:08	0-2 2/2 20:55	1-0 1/0 20:46	MIN	0-1 7/0 22:23	0-1 2/-1 22:07	0-0 3/-2 20:24
19-Oct	@ ANA	0-0 0/0 22:08	DND	0-0 0/0 19:27	0-2 1/3 21:49	0-0 1/1 15:24	MIN	1-1 4/2 21:07	0-1 4/1 19:16	0-0 2/1 16:42
23-Oct	@ PIT	0-0 0/0 1/-1 18:23	DND	0-0 0/-1 23:35	0-0 1/1 20:47	0-0 0/-2 19:48	MIN	0-0 1/-1 21:24	0-0 1/-2 20:12	0-0 5/-1 20:42
25-Oct	@ NYI	0-0 3/0 28:25	DND	0-0 0/0 23:07	0-0 0/2 22:55	0-0 0/0 13:06	MIN	1-0 5/0 24:07	0-0 2/-1 20:55	0-0 2/1 14:09
28-Oct	@ MTL	0-1 5/0 28:00	DND	0-1 1/0 29:25	0-0 3/0 23:58	1-0 2/1 17:53	MIN	0-0 3/0 24:16	0-0 2/-1 19:47	0-0 1/0 16:48
30-Oct	@ STL	0-1 3/0 23:57	DND	0-0 0/0 21:40	0-0 1/0 20:50	0-0 2/0 21:48	MIN	0-1 4/0 22:43	0-0 7/0 22:00	0-0 2/0 17:56
1-Nov	Vs. EDM	0-0 1/-1 24:20	DND	0-1 0/1 23:35	0-0 1/-1 21:44	0-0 6/0 16:38	MIN	0-0 5/0 21:43	1-0 3/-1 17:24	0-0 0/-1 21:21
2-Nov	Vs. TOR	0-1 1/1 28:06	INJ	0-0 2/0 25:15	0-1 2/0 23:00	INJ	MIN	1-1 6/-2 24:12	1-1 3/-3 18:27	0-1 1/-1 18:36
4-Nov	@ TOR	1-0 2/1 26:05	INJ	0-0 1/-1 25:57	1-0 (W) 2/2 22:54	INJ	MIN	0-0 5/0 22:52	0-2 1/0 18:19	0-1 2/0 19:45
6-Nov	@ WSH	0-0 0/-2 27:56	INJ	0-0 0/0 25:37	0-0 0/-2 25:35	INJ	MIN	0-0 6/1 23:17	0-0 5/1 18:52	0-0 1/0 15:34
7-Nov	Vs. OTT	1-0 3/0 25:05	INJ	0-1 3/0 27:38	0-0 1/0 21:27	INJ	MIN	0-0 4/0 22:29	0-1 2/0 19:07	0-0 1/0 14:57
9-Nov	Vs. ATL	0-0 6/-1 26:56	INJ	0-0 0/0 21:48	0-0 2/1 24:58	0-0 1/-3 21:03	INJ	0-0 3/1 24:06	1-0 5/1 20:52	0-1 0/-3 13:47
12-Nov	Vs. WSH	0-0 1/-3 22:25	INJ	0-0 1/-2 22:43	0-0 1/-2 16:42	0-0 1/-1 14:22	MIN	0-0 4/-2 21:58	0-0 2/-2 17:40	0-0 2/-1 13:29
14-Nov	@ ATL	0-1 2/-1 22:35	INJ	0-0 0/-1 23:07	0-0 2/0 19:03	0-0 1/0 14:33	MIN	0-1 4/-1 21:23	0-1 3/0 17:00	0-0 3/1 15:02
16-Nov	Vs. TB	0-0 1/0 25:10	INJ	0-0 1/0 27:43	0-1 0/1 17:15	0-0 0/0 14:47	MIN	0-0 2/0 21:03	0-0 3/0 18:52	0-0 3/0 17:57
18-Nov	Vs. MTL	0-1 2/0 23:48	INJ	0-1 2/1 21:00	0-0 2/0 19:37	0-0 3/0 10:59	MIN	0-0 2/1 21:40	1-0 (W) 7/0 19:47	1-0 6/1 15:53
21-Nov	Vs. PHX	0-0 0/2 24:16	INJ	0-0 0/3 22:20	0-1 1/-1 17:52	0-0 2/0 13:03	MIN	3-0 (W) 8/4 20:35	2-0 7/1 19:20	0-1 1/1 15:30
23-Nov	Vs. NSH	0-0 0/-2 25:44	INJ	0-0 0/-1 6:22	0-0 0/-1 19:16	1-1 1/0 17:44	MIN	0-0 0/0 21:20	0-0 3/0 18:53	0-0 1/-1 17:27
24-Nov	@ FLA	0-1 2/2 22:59	INJ	DND	0-0 1/-1 19:14	0-0 2/-1 15:06	MIN	0-1 4/1 20:11	0-0 3/0 21:30	0-2 2/1 18:33
26-Nov	Vs. PHI	0-0 0/-2 25:38	INJ	DND	0-0 0/-1 20:29	0-1 3/1 14:19	MIN	0-0 3/-1 19:46	0-0 2/-1 20:12	0-0 2/0 17:38
28-Nov	@ PHI	0-2 1/2 17:08	0-0 1/0 19:11	DND	0-0 1/0 21:23	0-1 3/1 16:26	MIN	0-1 7/1 20:23	0-0 3/0 20:48	1-0 (W) 2/2 17:37
30-Nov	Vs. ANA	DND	0-0 0/0 23:54	DND	0-0 2/1 22:29	1-0 2/1 18:02	MIN	0-0 4/-1 18:06	0-0 2/-1 17:01	0-0 5/-1 16:19
4-Dec	Vs. PIT	INJ	0-0 1/0 13:59	INJ	0-0 0/-1 20:50	1-0 1/-1 17:09	0-0 2/0 13:15	0-0 6/1 20:01	0-1 2/-2 17:00	0-1 3/1 19:51
6-Dec	Vs. PHI	INJ	DND	INJ	0-0 4/0 16:01	0-0 3/0 15:42	0-0 3/-1 14:05	0-0 3/0 21:39	0-1 3/-2 21:47	1-0 2/0 22:07
7-Dec	Vs. WSH	INJ	DND	INJ	DND	0-0 0/0 11:31	0-0 1/0 13:11	1-0 (W) 3/1 19:51	0-2 8/2 14:03	0-1 1/1 19:49
11-Dec	@ PHI	DND	INJ	INJ	DND	1-0 1/-1 13:54	0-1 2/-1 10:13	2-1 9/2 20:49	0-1 2/0 23:31	1-0 1/2 16:04
13-Dec	@ NYR	0-0 3/0 24:57	INJ	0-1 0/1 18:26	DND	0-0 2/0 13:22	0-0 1/-1 15:34	0-1 6/1 24:04	1-0 5/1 21:46	0-0 0/1 19:43
16-Dec	Vs. MTL	0-0 1/-1 23:51	INJ	0-0 0/0 18:50	DND	0-0 1/-1 13:59	0-0 1/0 15:29	2-0 4/0 20:45	0-0 2/-1 22:40	0-2 1/0 20:42
18-Dec	Vs. FLA	0-0 3/-1 32:20	0-0 1/0 13:52	0-0 1/0 18:42	DND	0-0 0/0 15:17	1-0 4/-1 16:31	0-0 4/0 20:57	0-2 2/0 21:35	0-0 4/0 19:42
20-Dec	@ BOS	0-0 0/1 22:02	0-0 1/-1 14:48	0-0 1/-1 19:32	DND	0-0 1/0 13:44	0-0 4/0 16:04	0-0 2/-2 18:32	1-0 2/-2 20:40	0-0 1/-1 17:49
21-Dec	@ MTL	0-0 0/1 22:28	0-0 0/0 12:26	0-0 1/1 22:21	DND	0-0 1/0 15:58	0-0 2/0 15:05	1-2 5/0 20:03	0-1 3/0 16:43	1-1 2/0 18:38
23-Dec	@ MIN	0-0 2/1 21:58	0-0 0/0 9:56	0-0 2/-1 23:10	DND	0-0 5/1 15:03	0-0 1/-1 15:46	0-0 4/-1 20:27	1-1 5/1 20:49	0-0 2/-1 19:00
26-Dec	@ ATL	DND	0-1 1/1 15:51	0-0 3/1 26:51	DND	0-0 4/0 16:25	0-0 2/0 16:02	3-0 (W) 5/2 19:21	0-3 2/2 18:15	0-0 3/2 19:33
27-Dec	Vs. BOS	0-0 1/-1 22:23	0-1 0/-1 6:52	0-0 1/0 19:50	DND	1-0 2/0 12:52	0-0 1/-1 12:58	0-0 5/-1 19:42	0-0 0/-2 16:56	0-0 3/0 19:04
31-Dec	Vs. ATL	0-0 1/0 20:33	0-0 1/1 11:47	0-0 1/1 21:17	DND	0-0 1/0 14:28	0-0 2/0 14:32	0-1 3/2 20:07	0-0 1/0 13:49	2-1 (W) 2/2 19:01
2-Jan	Vs. STL	0-0 0/0 22:56	0-0 2/0 10:17	0-0 2/-1 20:36	DND	0-0 1/0 16:37	0-0 4/0 18:39	1-0 3/0 18:53	0-0 4/0 20:31	0-2 2/0 15:48
3-Jan	@ TB	0-2 2/1 21:55	DND	0-0 0/2 19:10	0-0 0/0 11:46	0-0 2/1 15:58	1-1 3/1 15:52	0-0 2/-1 21:56	0-1 1/0 16:06	0-0 1/-1 17:37
6-Jan	Vs. NJ	0-0 2/0 25:23	DND	0-0 0/2 19:32	0-0 1/0 11:56	0-0 0/0 14:12	0-1 4/1 19:12	0-1 3/0 17:19	1-0 3/1 17:04	1-0 1/1 16:03
8-Jan	@ FLA	0-0 1/-1 21:51	DND	0-0 1/-1 17:50	0-0 2/0 14:04	0-1 2/0 15:42	0-0 1/-2 17:13	0-1 5/-1 20:21	0-0 1/-2 15:43	1-0 4/0 19:50
10-Jan	@ BOS	0-0 2/-1 22:42	0-1 1/-1 15:31	INJ	0-0 1/0 17:17	0-0 3/0 16:23	1-0 4/-1 11:56	0-0 2/-2 15:18	0-1 3/1 13:20	0-0 3/-3 13:54
13-Jan	@ OTT	0-0 3/-1 24:38	0-0 2/-1 15:59	INJ	0-0 1/-3 12:23	0-0 1/-3 13:06	0-1 2/-2 15:54	0-0 2/-1 21:05	0-0 1/-2 15:59	0-0 0/1 17:59
15-Jan	Vs. TOR	0-1 2/0 20:39	DND	0-0 2/-2 21:30	0-0 0/0 8:05	1-1 2/1 15:31	0-0 2/-1 13:31	1-1 3/-2 21:11	0-2 3/-1 18:09	0-0 0/0 20:57
17-Jan	@ BUF	0-0 2/0 23:54	DND	0-0 0/-1 16:19	0-0 1/0 10:41	0-1 5/1 18:16	0-0 1/0 11:16	0-0 5/-1 22:18	1-0 5/1 18:49	0-0 0/-1 22:17
19-Jan	@ TOR	0-0 3/0 21:40	DND	0-0 1/0 23:05	0-0 0/0 14:36	0-1 0/1 16:25	0-0 8/0 18:00	0-0 5/0 20:45	0-0 1/0 16:22	0-0 0/0 19:02
20-Jan	@ PIT	0-1 0/0 26:01	DND	0-0 0/1 21:57	0-0 2/0 6:12	0-0 1/0 17:22	0-1 4/1 18:02	1-0 (W) 9/1 22:38	1-0 3/0 15:00	0-1 5/1 17:41
27-Jan	@ NYR	0-0 0/-2 22:07	0-0 0/-1 13:32	0-0 0/0 19:50	DND	0-0 2/-1 12:46	0-0 1/-1 18:37	0-0 3/-1 22:03	0-0 3/-1 15:03	0-0 1/0 18:53
29-Jan	Vs. TB	DND	0-0 0/0 11:06	0-1 4/1 22:12	INJ	1-1 5/1 19:13	0-0 3/1 16:22	1-0 (W) 5/1 21:31	0-0 2/-1 18:48	0-1 0/1 17:12
31-Jan	Vs. ATL	DND	0-0 2/0 11:43	0-0 4/1 23:05	INJ	1-1 (W) 1/2 16:32	0-0 3/1 15:27	0-0 5/0 20:29	1-0 4/1 17:51	0-0 4/0 18:05
3-Feb	@ VAN	DND	0-0 1/-2 7:33	0-0 0/0 21:54	INJ	0-1 1/-1 16:45	0-0 1/-1 16:15	1-1 6/0 22:34	0-2 1/0 16:34	0-0 2/-1 19:36
5-Feb	@ SJ	DND	0-0 0/0 5:08	0-0 2/1 27:36	INJ	1-1 5/2 22:59	0-0 2/1 17:17	0-0 1/-1 14:37	1-0 4/1 20:13	1-0 3/0 18:01
7-Feb	@ PHX	INJ	DND	0-0 0/0 18:44	0-0 0/0 14:01	1-1 (W) 2/1 18:35	0-1 4/0 15:43	1-0 5/0 18:05	0-1 2/0 14:19	1-3 4/0 17:41
12-Feb	Vs. FLA	INJ	DND	0-0 0/-4 16:13	0-0 1/-1 16:09	0-0 1/-2 16:38	0-0 3/-1 13:47	0-0 11/-3 19:02	0-0 1/-2 15:22	0-0 3/-3 13:13
14-Feb	Vs. CBJ	1-0 1/0 18:06	DND	0-0 0/2 15:00	0-0 3/0 16:11	0-0 1/-1 19:14	0-0 2/0 17:16	0-0 2/-2 18:25	0-0 1/-1 20:03	0-0 2/-1 16:07
15-Feb	@ BUF	0-0 6/0 22:15	0-0 1/0 13:08	DND	0-0 2/0 12:09	0-0 6/0 19:32	0-0 1/0 5:22	1-2 (W) 7/2 21:16	0-0 2/0 16:35	1-0 5/1 16:28
17-Feb	Vs. BOS	0-1 4/-1 25:41	0-0 0/0 15:23	DND	0-0 1/1 9:30	1-0 3/-1 17:31	DND	0-0 5/-1 21:27	0-1 1/0 18:14	0-0 0/-2 16:03
19-Feb	@ NYI	1-1 3/3 23:22	0-0 0/0 14:19	0-1 0/1 21:30	0-0 0/0 13:09	1-0 2/2 17:45	INJ	2-0 (W) 7/3 19:08	1-1 2/2 15:26	0-2 1/3 15:30
20-Feb	Vs. TB	0-0 2/-1 22:44	0-0 2/0 16:26	0-0 0/1 20:14	0-0 0/0 14:20	0-0 2/0 20:01	INJ	1-1 10/1 17:56	0-0 4/0 18:48	0-2 2/1 15:23
22-Feb	Vs. COL	0-1 1/1 23:34	DND	0-0 0/1 14:23	0-0 1/1 12:34	3-0 6/3 20:49	INJ	0-0 9/-2 19:03	0-2 2/4 21:34	0-0 2/-2 16:52
24-Feb	@ OTT	0-0 1/-2 20:54	DND	0-0 2/-1 13:06	0-0 0/-1 11:15	0-0 0/-1 19:39	INJ	0-0 9/-1 22:55	0-0 5/-1 18:57	0-0 2/-1 18:22
26-Feb	Vs. BUF	0-0 6/0 18:55	0-0 0/0 16:27	0-0 1/0 19:25	0-0 0/0 4:49	0-0 1/0 22:23	INJ	0-1 1/0 25:13	0-0 2/0 22:44	DND
28-Feb	@ ATL	0-0 1/-2 19:02	0-0 3/0 14:43	0-0 0/0 18:09	DND	0-0 2/0 20:08	INJ	0-2 0/-2 20:05	0-0 1/-1 17:30	1-0 3/-2 16:31
3-Mar	@ WSH	0-1 1/1 21:17	DND	0-1 1/1 18:20	0-0 0/1 16:08	1-2 1/2 18:25	INJ	1-0 5/1 23:03	0-2 1/0 17:36	0-0 1/0 19:11
6-Mar	Vs. CGY	0-0 2/0 19:42	DND	0-0 0/0 16:41	0-0 1/0 17:05	0-2 3/1 17:44	Traded to LA	0-2 6/0 18:15	3-0 4/0 19:01	1-1 (W) 2/1 14:21
7-Mar	@ TB	0-0 3/-1 22:04	DND	0-0 0/3 18:08	0-0 0/1 16:11	0-1 1/0 17:21	-	4-2 6/4 13:55	0-0 1/1 13:38	0-2 2/0 15:06
9-Mar	Vs. NYR	0-0 1/0 19:10	DND	0-0 1/1 16:52	0-0 0/0 13:32	0-1 3/2 19:06	-	0-0 8/0 23:00	0-2 2/1 18:00	0-1 3/0 16:21
11-Mar	@ CHI	0-0 1/0 26:42	DND	0-0 1/0 24:24	0-0 0/0 16:33	0-0 1/0 21:05	-	0-1 6/-1 21:32	0-1 2/0 16:55	0-1 0/1 14:35
12-Mar	@ DAL	0-0 3/1 18:40	0-0 0/0 14:32	0-0 1/-3 20:33	0-0 0/0 12:00	0-1 4/-1 21:09	-	0-1 2/1 21:19	0-0 3/1 17:31	0-0 2/0 19:14
14-Mar	@ WSH	0-2 3/2 17:51	DND	0-0 1/-1 18:21	1-0 1/1 13:09	0-1 1/1 23:39	-	1-2 6/3 24:40	1-2 3/4 22:01	0-0 0/-1 15:37
18-Mar	Vs. NJ	0-0 3/1 17:30	DND	0-0 1/0 16:04	0-0 1/1 15:36	0-0 3/0 22:05	-	1-0 3/0 20:23	0-0 1/0 17:59	1-1 2/1 16:29
20-Mar	Vs. NYI	0-0 0/0 16:23	DND	0-0 1/1 18:31	0-0 0/0 15:04	2-1 4/2 18:19	-	0-0 9/2 20:06	0-3 2/3 21:21	0-0 1/-1 19:33
21-Mar	Vs. WSH	0-1 1/1 19:29	DND	0-0 1/1 18:10	0-0 0/0 14:08	0-0 0/-1 8:14	-	0-1 4/2 24:31	0-1 2/1 16:31	0-1 1/1 14:06
23-Mar	@ FLA	0-0 0/1 18:52	DND	0-0 0/0 22:07	0-0 1/0 14:33	DND	-	0-1 3/-1 23:44	1-0 (W) 2/1 15:53	0-1 4/1 15:23
25-Mar	Vs. OTT	0-0 0/0 18:07	DND	0-0 1/0 20:06	0-0 0/0 14:45	DND				

Date	Opp	RUUTU # 15	SUTTER # 16	BRIND'AMOUR # 17	BAYDA # 18	LACOUTURE # 20	RYAN # 20	MELICHAR # 22	BOYCHUK # 23	WALKER # 24
10-Oct	Vs. FLA	1-0 1/2 17:30	0-1 1/0 11:29	1-0 3/1 17:55	0-1 1/2 15:18	1-0 (W) 1/1 6:29	-	DND	DND	INJ
11-Oct	@ TB	0-1 7/1 20:17	0-0 0/1 11:25	1-1 5/0 20:23	0-0 2/0 13:36	0-0 0/1 4:24	-	DND	DND	INJ
13-Oct	Vs. DET	0-0 1/0 17:01	0-0 2/0 12:07	0-0 1/1 19:31	0-0 3/0 15:26	0-0 1/0 4:33	-	DND	DND	INJ
17-Oct	@ LA	DND	0-0 1/1 16:10	0-0 1/2 22:10	1-0 1/1 13:55	1-0 1/0 4:41	-	DND	0-0 0/1 9:21	INJ
19-Oct	@ ANA	DND	0-0 3/0 18:05	1-0 (W) 1/1 18:06	1-0 1/1 16:59	0-0 0/0 3:49	-	DND	0-0 0/1 14:45	INJ
23-Oct	@ PIT	DND	1-0 4/1 16:36	0-0 1/3 20:37	0-0 2/1 18:30	0-0 0/0 2:07	-	0-0 0/0 7:39	MIN	INJ
25-Oct	@ NYI	0-0 0/1 18:41	0-1 3/1 12:10	1-0 2/1 18:18	0-1 2/1 15:26	0-0 0/0 3:48	-	0-0 0/2 10:16	MIN	INJ
28-Oct	@ MTL	0-0 3/0 19:14	DND	0-1 0/0 21:34	0-0 2/1 19:13	0-0 0/0 4:01	-	0-0 1/0 8:33	MIN	INJ
30-Oct	@ STL	1-0 (W) 1/0 21:53	DND	0-0 3/0 21:22	0-0 1/0 17:57	0-0 0/0 3:04	-	0-0 0/0 6:36	MIN	INJ
1-Nov	Vs. EDM	0-1 0/0 15:55	DND	0-0 3/2 23:45	0-0 3/1 19:49	0-0 1/0 4:26	MIN	0-0 1/0 4:57	MIN	INJ
2-Nov	Vs. TOR	1-1 1/2 16:39	DND	0-2 2/2 21:50	0-0 0/1 19:12	0-0 0/1 5:37	MIN	0-0 0/1 6:24	MIN	INJ
4-Nov	@ TOR	1-1 1/2 16:21	DND	0-0 0/1 21:52	1-0 3/0 19:20	-	MIN	0-1 0/0 9:12	MIN	0-0 1/1 14:09
6-Nov	@ WSH	1-0 2/1 15:30	INJ	0-0 2/0 20:47	0-0 2/0 18:53	MIN	MIN	0-1 0/1 7:50	MIN	1-0 2/0 13:44
7-Nov	Vs. OTT	0-0 1/0 15:38	INJ	0-1 1/0 19:51	0-0 1/0 17:55	MIN	0-0 0/0 4:52	0-0 0/0 6:45	MIN	0-0 1/1 14:23
9-Nov	Vs. ATL	0-1 3/1 20:55	INJ	1-0 2/3 18:05	0-1 0/1 16:41	MIN	0-0 4/0 6:14	0-0 0/1 5:38	MIN	0-0 0/0 16:47
12-Nov	Vs. WSH	0-0 3/2 17:27	0-0 0/1 12:07	0-1 1/0 18:55	0-0 2/1 14:32	MIN	MIN	DND	MIN	1-0 2/1 17:35
14-Nov	@ ATL	1-0 4/1 20:10	0-0 4/1 13:12	1-0 2/0 18:13	0-0 0/1 14:59	MIN	MIN	DND	MIN	0-0 0/1 10:56
16-Nov	Vs. TB	0-0 4/0 19:55	0-1 2/1 9:08	0-1 3/0 21:02	0-0 1/0 16:51	MIN	MIN	DND	MIN	0-1 2/0 17:16
18-Nov	Vs. MTL	0-0 3/0 16:40	0-0 2/0 9:41	0-0 2/0 22:20	0-0 0/0 13:34	MIN	MIN	DND	MIN	0-1 2/0 16:17
21-Nov	Vs. PHX	0-1 2/1 16:01	0-0 0/2 11:36	0-1 3/0 19:16	0-0 0/0 14:18	MIN	MIN	DND	MIN	0-2 2/2 18:20
23-Nov	Vs. NSH	0-0 6/1 16:34	0-0 2/1 12:36	0-0 0/1 18:21	0-1 2/1 15:16	MIN	MIN	0-1 0/1 14:10	MIN	0-0 1/2 16:09
24-Nov	@ FLA	1-0 2/1 18:03	0-0 2/2 7:16	0-0 1/0 21:43	0-0 0/0 15:11	MIN	MIN	0-0 0/1 14:55	MIN	0-0 3/0 18:25
26-Nov	Vs. PHI	0-0 1/2 19:23	0-0 0/1 10:06	0-0 3/2 22:27	0-0 1/1 15:15	MIN	MIN	0-0 0/0 9:01	MIN	0-0 0/0 7:56
28-Nov	@ PHI	1-0 2/1 19:51	0-0 0/1 9:53	0-0 3/0 21:49	0-0 1/0 15:42	MIN	MIN	DND	MIN	DND
30-Nov	Vs. ANA	0-0 0/1 15:40	0-0 2/0 7:55	0-0 1/2 19:35	0-1 1/1 16:10	MIN	MIN	0-0 1/2 6:29	MIN	DND
4-Dec	Vs. PIT	1-0 1/1 19:43	0-0 3/0 8:31	0-1 2/2 17:28	0-0 2/1 14:00	MIN	MIN	0-1 0/0 11:28	MIN	DND
6-Dec	Vs. PHI	0-0 0/0 19:32	0-0 1/0 8:38	0-0 1/2 19:55	0-0 1/0 14:33	MIN	MIN	MIN	MIN	DND
7-Dec	Vs. WSH	0-0 2/1 18:28	0-0 0/0 8:28	0-1 1/2 20:07	0-0 1/0 13:14	MIN	MIN	MIN	MIN	0-0 0/0 6:36
11-Dec	@ PHI	0-3 0/2 16:18	0-0 1/0 6:54	0-1 0/1 27:53	0-1 1/1 12:43	MIN	MIN	MIN	MIN	0-0 1/0 6:58
13-Dec	@ NYR	1-0 2/1 19:40	0-0 1/0 7:35	0-1 5/0 24:09	0-0 0/0 8:22	MIN	MIN	MIN	MIN	0-1 0/1 13:34
16-Dec	Vs. MTL	0-0 2/0 19:28	0-0 0/0 7:54	0-1 3/1 22:01	0-0 1/0 7:46	MIN	MIN	MIN	MIN	0-0 1/0 13:24
18-Dec	Vs. FLA	0-0 3/0 20:13	0-0 1/0 6:03	0-1 1/0 22:05	0-0 2/0 6:39	MIN	MIN	MIN	MIN	0-0 2/0 15:33
20-Dec	@ BOS	0-0 2/2 18:24	0-0 0/0 7:06	0-2 0/2 21:04	0-0 2/0 7:30	MIN	MIN	MIN	MIN	0-1 9/1 17:27
21-Dec	@ MTL	1-1 (W) 2/0 19:20	0-0 2/0 6:58	0-0 2/1 19:02	0-0 0/0 7:34	MIN	MIN	MIN	MIN	0-0 3/1 14:09
23-Dec	@ MIN	0-0 1/1 17:29	0-0 1/0 6:28	1-1 2/0 21:19	0-0 0/0 6:53	MIN	MIN	MIN	MIN	0-1 2/2 17:41
26-Dec	@ ATL	0-0 2/2 20:03	0-1 0/1 4:49	0-0 2/0 21:22	0-0 0/1 5:52	MIN	MIN	MIN	MIN	0-0 4/1 15:29
27-Dec	Vs. BOS	0-0 4/1 19:34	0-1 1/1 9:08	0-0 1/3 19:05	0-1 1/1 9:30	MIN	MIN	MIN	MIN	0-0 2/2 14:46
31-Dec	Vs. ATL	0-1 5/2 18:19	0-0 1/0 9:32	0-0 1/0 16:32	0-0 0/0 8:53	MIN	MIN	MIN	MIN	0-0 0/0 13:51
2-Jan	Vs. STL	0-2 2/1 17:14	0-0 0/1 6:33	0-0 2/0 20:34	0-0 0/0 5:28	MIN	MIN	MIN	MIN	0-0 0/0 15:28
3-Jan	@ TB	0-0 1/1 18:27	0-0 0/0 6:39	0-1 0/0 16:50	0-0 1/0 5:15	MIN	MIN	MIN	MIN	0-0 2/0 15:34
6-Jan	Vs. NJ	1-0 (W) 2/1 16:22	0-0 3/0 7:59	0-1 1/1 20:45	0-0 0/0 8:07	MIN	MIN	MIN	MIN	0-0 3/1 15:03
8-Jan	@ FLA	0-1 2/0 19:26	0-0 2/0 6:51	0-0 1/1 17:49	0-0 1/0 7:13	MIN	MIN	MIN	MIN	0-1 3/1 13:19
10-Jan	@ BOS	0-0 2/2 15:20	0-0 1/0 11:56	0-0 0/1 16:45	0-0 1/0 14:00	MIN	MIN	MIN	MIN	0-0 2/0 13:36
13-Jan	@ OTT	0-0 2/1 18:15	0-0 1/1 8:48	0-0 1/0 17:37	0-0 0/1 7:37	MIN	MIN	MIN	MIN	0-0 2/1 11:23
15-Jan	Vs. TOR	1-0 3/1 19:24	0-0 0/0 7:40	0-0 2/0 16:42	0-0 1/0 6:20	MIN	MIN	MIN	MIN	1-1 3/0 15:21
17-Jan	@ BUF	0-0 4/0 20:28	0-0 1/0 6:24	0-0 1/2 14:31	0-0 2/2 9:20	MIN	MIN	MIN	MIN	0-1 3/1 15:13
19-Jan	@ TOR	0-0 1/0 15:16	0-0 1/0 7:01	0-1 0/0 15:55	0-0 0/0 6:31	MIN	MIN	MIN	MIN	0-0 2/0 16:02
20-Jan	@ PIT	0-0 2/0 14:07	0-0 0/0 6:52	0-0 3/0 17:06	0-0 1/0 6:59	MIN	MIN	MIN	MIN	0-0 1/0 4:37
27-Jan	@ NYR	1-1 4/1 15:29	0-0 3/0 10:08	0-2 4/1 15:50	1-0 1/1 9:44	MIN	MIN	MIN	MIN	0-0 1/1 12:16
29-Jan	Vs. TB	0-0 1/0 18:08	0-0 2/0 6:50	0-0 1/1 13:44	0-0 0/1 6:59	MIN	0-0 0/0 4:52	MIN	MIN	DND
31-Jan	Vs. ATL	0-0 2/0 19:18	0-0 0/0 9:28	0-0 0/0 13:10	0-0 0/0 8:40	MIN	0-0 2/0 6:46	MIN	MIN	DND
3-Feb	@ VAN	0-0 2/0 19:41	0-0 1/0 4:59	0-0 1/1 16:10	0-0 2/0 5:05	MIN	0-0 2/0 3:17	MIN	MIN	DND
5-Feb	@ SJ	0-0 2/0 20:13	0-0 0/1 6:21	DND	0-0 0/1 10:36	MIN	0-0 0/0 7:54	MIN	MIN	INJ
7-Feb	@ PHX	2-1 4/0 18:20	0-0 0/0 5:42	DND	0-0 1/0 7:29	MIN	DND	MIN	MIN	INJ
12-Feb	Vs. FLA	0-0 5/3 19:03	0-0 1/0 8:49	0-0 2/0 14:07	0-0 1/0 11:21	MIN	MIN	Traded to TB	MIN	INJ
14-Feb	Vs. CBJ	0-0 0/2 18:14	0-0 0/0 4:54	0-0 1/0 16:05	0-0 1/0 4:41	MIN	MIN	-	MIN	INJ
15-Feb	@ BUF	0-1 2/1 18:01	0-0 0/0 2:36	0-0 3/1 19:03	0-0 0/0 2:32	MIN	MIN	-	MIN	INJ
17-Feb	Vs. BOS	0-0 1/2 20:01	0-0 1/0 5:09	0-0 3/1 18:55	0-0 0/0 5:45	MIN	0-0 0/0 6:41	-	MIN	INJ
19-Feb	@ NYI	0-2 3/3 16:39	DND	0-0 4/0 17:26	0-0 0/0 4:12	MIN	0-0 0/1 11:04	-	MIN	INJ
20-Feb	Vs. TB	0-1 1/1 17:02	DND	0-1 0/1 14:02	0-0 2/0 7:35	MIN	0-0 2/0 10:56	-	MIN	INJ
22-Feb	Vs. COL	0-1 3/1 19:05	DND	0-0 1/0 15:39	1-0 1/1 4:16	MIN	0-0 0/0 9:15	-	MIN	INJ
24-Feb	@ OTT	0-0 2/1 17:51	DND	0-1 2/0 16:06	0-0 0/0 4:13	MIN	0-1 2/0 10:45	-	MIN	INJ
26-Feb	Vs. BUF	0-0 1/1 23:16	MIN	0-0 1/0 18:31	0-0 1/0 3:48	MIN	0-1 1/1 16:14	-	MIN	INJ
28-Feb	@ ATL	1-1 6/1 21:06	MIN	0-0 2/1 11:30	0-0 1/0 4:28	MIN	0-0 3/0 14:00	-	MIN	INJ
3-Mar	@ WSH	0-0 5/0 21:10	MIN	0-0 1/0 17:25	DND	MIN	0-0 4/0 12:32	-	MIN	0-0 2/0 2:53
6-Mar	Vs. CGY	0-0 3/0 20:06	MIN	0-1 2/1 19:07	DND	MIN	DND	-	MIN	1-0 1/1 5:47
7-Mar	@ TB	2-3 4/3 14:05	MIN	1-1 2/1 18:56	DND	MIN	0-0 2/1 9:46	-	MIN	DND
9-Mar	Vs. NYR	1-0 4/1 19:06	MIN	1-0 2/0 18:20	DND	MIN	0-0 1/0 3:18	-	MIN	DND
11-Mar	@ CHI	1-0 3/1 18:56	DND	1-0 4/1 17:20	DND	MIN	0-0 0/0 4:55	-	MIN	DND
12-Mar	@ DAL	0-0 1/1 18:33	DND	1-1 2/1 19:43	DND	MIN	0-0 1/2 4:16	-	MIN	DND
14-Mar	@ WSH	0-0 4/1 21:54	DND	0-0 0/1 18:38	0-0 0/0 1:28	MIN	DND	-	MIN	DND
18-Mar	Vs. NJ	0-2 1/0 17:13	MIN	0-2 1/1 18:51	DND	MIN	DND	-	MIN	DND
20-Mar	Vs. NYI	1-0 5/0 19:43	MIN	0-1 2/1 21:01	DND	MIN	DND	-	MIN	DND
21-Mar	Vs. WSH	0-0 2/0 18:23	MIN	1-0 3/2 17:49	DND	MIN	DND	-	MIN	DND
23-Mar	@ FLA	1-0 4/1 19:07	MIN	0-2 0/2 19:28	0-0 0/0 3:36	MIN	DND	-	MIN	DND
25-Mar	Vs. OTT	0-0 0/0 18:44	MIN	1-1 1/1 19:02	0-0 0/0 3:11	MIN	DND	-	MIN	DND
28-Mar	@ NJ	1-0 (W) 4/1 19:00	MIN	0-1 4/1 18:23	0-0 1/0 4:01	MIN	DND	-	MIN	DND
2-Apr	Vs. NYR	0-0 4/0 16:47	MIN	1-0 2/1 19:18	0-0 0/0 3:54	MIN	DND	-	MIN	0-0 1/1 6:13
4-Apr	Vs. PIT	0-1 1/0 18:59	MIN	0-0 1/1 20:48	0-0 0/0 3:45	MIN	DND	-	MIN	0-0 2/1 14:27
7-Apr	Vs. NYI	2-0 7/4 15:29	MIN	1-0 3/0 20:52	DND	MIN	DND	-	MIN	1-0 2/1 13:31
9-Apr	Vs. BUF	0-0 3/0 13:56	MIN	0-0 1/1 17:57	DND	MIN	DND	-	MIN	0-0 0/0 12:17
11-Apr	@ NJ	0-0 1/0 17:55	MIN	0-2 1/1 18:18	DND	MIN	DND	-	MIN	0-0 1/1 12:08

Skaters: Goals-Assists (GameWinning) Shots / (+/-) TOI

GAME BY GAME

Date	Opp	PITKANEN # 25	COLE # 26	CARSON # 27	BROOKBANK # 28	RODNEY # 29	BABCHUK # 33	JOKINEN # 36	CONBOY # 38	DWYER #39
10-Oct	Vs. FLA	1-0 2/3 21:53	-	MIN	0-0 1/0 3:34	MIN	DND	-	MIN	MIN
11-Oct	@ TB	0-2 7/1 27:02	-	MIN	0-0 0/0 2:24	MIN	DND	-	MIN	MIN
13-Oct	Vs. DET	0-0 1/1 26:06	-	MIN	0-0 0/0 2:02	MIN	DND	-	MIN	MIN
17-Oct	@ LA	0-1 0/-3 24:45	-	MIN	0-0 0/0 1:36	MIN	DND	-	MIN	MIN
19-Oct	@ ANA	0-0 1/0 21:20	-	MIN	0-0 0/0 2:25	MIN	0-0 0/1 14:38	-	MIN	MIN
23-Oct	@ PIT	0-0 4/-2 24:15	-	MIN	0-0 0/0 1:47	MIN	0-0 0/0 6:40	-	MIN	MIN
25-Oct	@ NYI	0-0 1/0 12:43	-	MIN	0-0 0/1 1:47	MIN	DND	-	MIN	MIN
28-Oct	@ MTL	DND	-	MIN	0-0 0/0 4:43	MIN	1-0 1/0 15:04	-	MIN	MIN
30-Oct	@ STL	DND	-	MIN	0-0 0/0 1:32	MIN	0-0 0/0 20:04	-	MIN	MIN
1-Nov	Vs. EDM	DND	-	MIN	0-0 0/0 3:13	MIN	0-0 2/0 14:06	-	MIN	MIN
2-Nov	Vs. TOR	DND	-	MIN	0-0 1/0 3:20	MIN	0-0 1/-2 16:41	-	MIN	0-0 1/0 14:10
4-Nov	@ TOR	DND	-	MIN	0-0 0/0 1:12	MIN	0-1 0/0 14:40	-	MIN	0-0 0/1 3:52
6-Nov	@ WSH	DND	-	MIN	0-0 1/0 2:40	MIN	0-1 2/1 14:13	-	MIN	0-0 0/0 7:25
7-Nov	Vs. OTT	DND	-	MIN	0-0 1/0 1:45	MIN	0-0 0/0 14:15	-	MIN	0-0 1/0 10:50
9-Nov	Vs. ATL	DND	-	MIN	0-0 1/0 2:04	MIN	0-0 2/-2 13:56	-	MIN	0-0 0/0 6:27
12-Nov	Vs. WSH	0-1 2/-1 21:21	-	MIN	0-0 0/0 1:51	MIN	0-0 0/0 12:24	-	MIN	0-0 0/0 12:15
14-Nov	@ ATL	0-0 1/1 21:30	-	MIN	0-0 0/0 2:42	MIN	0-1 0/0 12:31	-	MIN	0-0 0/0 9:03
16-Nov	Vs. TB	0-1 4/0 23:56	-	MIN	1-0 1/1 1:58	MIN	0-0 1/0 9:43	-	MIN	MIN
18-Nov	Vs. MTL	0-0 4/0 23:55	-	MIN	0-0 0/0 2:35	MIN	0-0 5/0 12:16	-	MIN	MIN
21-Nov	Vs. PHX	0-3 2/4 25:24	-	MIN	0-0 0/0 2:20	MIN	0-0 0/-1 6:50	-	MIN	MIN
23-Nov	Vs. NSH	0-0 5/-2 25:02	-	MIN	0-0 0/-1 4:37	MIN	DND	-	MIN	MIN
24-Nov	@ FLA	0-0 1/1 19:00	-	MIN	0-0 1/-1 1:55	MIN	0-0 2/-1 18:57	-	MIN	0-0 0/-2 7:15
26-Nov	Vs. PHI	0-0 5/-2 27:37	-	MIN	0-0 0/0 1:16	MIN	0-0 0/0 14:26	-	MIN	0-0 2/-1 9:51
28-Nov	@ PHI	0-1 1/3 29:38	-	MIN	0-0 0/1 1:48	MIN	0-0 0/0 15:25	-	MIN	1-0 1/1 6:54
30-Nov	Vs. ANA	0-0 2/0 25:47	-	MIN	0-0 1/-1 4:53	MIN	0-0 1/-2 13:53	-	MIN	0-0 2/-1 10:09
4-Dec	Vs. PIT	0-0 1/-2 26:41	-	MIN	DND	MIN	0-0 4/0 17:33	-	MIN	0-0 1/0 7:12
6-Dec	Vs. PHI	0-1 6/-2 29:12	-	DND	0-0 0/0 3:18	MIN	0-0 2/-1 26:25	-	0-0 0/0 13:43	MIN
7-Dec	Vs. WSH	0-1 2/2 26:37	-	0-0 0/0 22:07	DND	MIN	0-0 1/1 15:31	-	0-1 1/1 16:47	MIN
11-Dec	@ PHI	1-0 2/-1 33:23	-	0-0 1/-2 26:06	DND	0-0 0/1 23:39	INJ	-	0-0 0/0 8:07	MIN
13-Dec	@ NYR	0-0 3/0 31:14	-	0-0 0/0 10:33	DND	0-0 0/0 5:24	INJ	-	0-0 0/0 5:48	MIN
16-Dec	Vs. MTL	0-1 1/0 28:36	-	0-0 1/-1 11:47	DND	MIN	INJ	-	0-0 0/0 2:59	MIN
18-Dec	Vs. FLA	0-0 6/0 28:59	-	0-0 0/0 8:06	DND	MIN	INJ	-	MIN	MIN
20-Dec	@ BOS	1-0 2/-1 28:15	-	MIN	DND	MIN	0-0 0/0 11:34	-	MIN	MIN
21-Dec	@ MTL	0-0 0/0 24:47	-	MIN	DND	MIN	0-0 0/0 13:39	-	MIN	MIN
23-Dec	@ MIN	0-1 1/1 23:32	-	MIN	DND	MIN	0-0 0/-1 11:50	-	MIN	MIN
26-Dec	@ ATL	0-1 1/2 26:02	-	MIN	0-0 0/0 2:03	MIN	0-0 0/1 20:25	-	MIN	MIN
27-Dec	Vs. BOS	0-0 3/0 31:09	-	MIN	DND	MIN	1-0 2/-1 14:58	-	MIN	MIN
31-Dec	Vs. ATL	0-0 1/0 24:21	-	MIN	DND	MIN	0-1 2/1 17:30	-	MIN	MIN
2-Jan	Vs. STL	0-0 2/-1 25:30	-	MIN	DND	MIN	1-0 (W) 2/0 14:13	-	MIN	MIN
3-Jan	@ TB	1-1 (W) 4/2 24:33	-	MIN	DND	MIN	0-0 4/1 20:42	-	MIN	0-0 1/0 5:57
6-Jan	Vs. NJ	0-0 0/1 28:04	-	MIN	DND	MIN	0-1 2/1 13:03	-	MIN	MIN
8-Jan	@ FLA	0-0 1/0 23:16	-	MIN	DND	MIN	1-0 2/2 20:01	-	MIN	MIN
10-Jan	@ BOS	0-0 1/-2 24:02	-	MIN	DND	MIN	0-0 1/-2 17:36	-	MIN	MIN
13-Jan	@ OTT	0-1 2/-1 24:15	-	MIN	DND	MIN	0-0 1/-3 15:46	-	MIN	MIN
15-Jan	Vs. TOR	0-0 3/1 27:20	-	MIN	DND	MIN	0-1 0/1 17:42	-	MIN	MIN
17-Jan	@ BUF	0-0 2/-1 24:14	-	MIN	DND	MIN	0-0 2/0 17:45	-	MIN	MIN
19-Jan	@ TOR	0-1 2/1 23:27	-	MIN	DND	MIN	0-0 3/0 11:13	-	MIN	MIN
20-Jan	@ PIT	0-0 1/0 23:14	-	MIN	DND	MIN	0-1 1/0 13:26	-	MIN	MIN
27-Jan	@ NYR	0-0 3/0 26:41	-	MIN	DND	MIN	0-0 3/0 12:08	-	MIN	MIN
29-Jan	Vs. TB	0-1 3/1 26:13	-	MIN	DND	0-0 0/0 12:06	0-0 1/1 23:12	-	MIN	MIN
31-Jan	Vs. ATL	0-0 2/1 24:14	-	MIN	DND	0-0 1/0 11:34	0-0 1/1 22:11	-	MIN	MIN
3-Feb	@ VAN	1-0 1/0 27:06	-	MIN	DND	0-1 0/-2 11:07	0-0 2/0 25:53	-	MIN	MIN
5-Feb	@ S.J	0-0 2/-1 29:31	-	MIN	DND	0-0 0/0 9:28	0-0 2/-1 25:50	-	MIN	MIN
7-Feb	@ PHX	0-1 5/1 25:22	-	MIN	DND	0-1 1/-1 10:51	0-1 1/3 22:01	0-1 2/1 16:31	MIN	MIN
12-Feb	Vs. FLA	0-0 3/0 25:06	-	MIN	MIN	0-0 1/-1 16:51	0-0 0/0 24:18	0-0 2/0 12:40	MIN	MIN
14-Feb	Vs. CBJ	0-0 1/1 25:38	-	MIN	MIN	MIN	0-0 2/0 21:33	0-0 3/0 13:55	MIN	MIN
15-Feb	@ BUF	0-0 1/2 25:06	-	MIN	MIN	MIN	0-1 3/1 22:58	0-0 1/1 17:11	MIN	MIN
17-Feb	Vs. BOS	0-0 1/0 18:47	-	MIN	MIN	MIN	0-0 0/-1 23:29	0-0 3/-1 15:42	MIN	MIN
19-Feb	@ NYI	DND	-	MIN	MIN	MIN	1-1 3/3 22:28	0-0 0/1 17:18	0-0 0/0 6:28	MIN
20-Feb	Vs. TB	DND	-	MIN	MIN	MIN	0-0 3/0 22:32	1-0 (W) 1/0 15:43	0-0 0/0 4:51	MIN
22-Feb	Vs. COL	1-1 (W) 2/1 25:06	-	MIN	MIN	MIN	0-1 3/1 18:43	0-1 0/1 10:42	0-0 0/1 3:06	MIN
24-Feb	@ OTT	0-1 4/0 25:11	-	MIN	MIN	MIN	1-0 3/0 22:56	0-1 1/0 15:48	0-0 1/0 5:09	MIN
26-Feb	Vs. BUF	0-0 1/0 24:40	-	MIN	MIN	MIN	1-0 5/0 18:06	0-0 1/-1 19:03	0-0 1/-1 0:59	MIN
28-Feb	@ ATL	0-0 1/-2 27:35	-	MIN	MIN	MIN	1-0 3/1 16:59	0-1 0/1 14:37	0-0 1/0 4:15	MIN
3-Mar	@ WSH	0-0 1/0 17:44	-	MIN	MIN	MIN	0-0 0/0 23:58	DND	0-0 1/0 3:17	MIN
6-Mar	Vs. CGY	0-0 1/2 23:37	1-0 1/0 19:40	MIN	MIN	MIN	0-1 4/3 20:24	DND	0-0 0/1 5:01	MIN
7-Mar	@ TB	0-1 0/0 22:39	0-4 1/2 14:50	MIN	MIN	MIN	1-0 2/2 21:42	DND	0-0 1/0 10:05	MIN
9-Mar	Vs. NYR	0-0 1/1 23:34	0-1 2/1 20:34	MIN	MIN	MIN	0-1 2/1 22:50	DND	0-0 0/0 2:39	MIN
11-Mar	@ CHI	0-0 1/1 12:51	0-0 2/-1 21:11	MIN	MIN	MIN	0-0 3/-1 23:25	0-0 2/0 6:42	0-0 1/0 4:29	MIN
12-Mar	@ DAL	DND	0-0 1/-1 18:16	MIN	MIN	MIN	0-1 3/1 19:05	0-0 1/-2 8:54	0-0 1/-1 3:40	MIN
14-Mar	@ WSH	0-0 2/3 26:38	1-1 4/3 21:34	MIN	MIN	MIN	0-0 1/1 23:08	0-0 0/0 11:03	0-0 0/0 2:36	MIN
18-Mar	Vs. NJ	0-1 3/0 22:22	0-1 2/0 16:53	MIN	MIN	MIN	2-0 (W) 3/0 19:43	0-1 2/1 14:52	0-0 1/0 3:21	MIN
20-Mar	Vs. NYI	0-0 2/0 24:56	0-1 1/0 19:54	MIN	MIN	MIN	0-0 4/0 20:52	0-0 0/-2 16:19	0-0 0/1 1:40	MIN
21-Mar	Vs. WSH	1-0 (W) 1/1 24:31	0-0 2/-1 23:26	MIN	MIN	MIN	1-0 4/3 19:57	0-1 0/1 13:54	0-0 0/0 3:37	MIN
23-Mar	@ FLA	0-1 3/1 23:47	0-0 1/-1 20:12	MIN	MIN	MIN	0-1 2/0 21:40	0-0 2/0 17:23	0-0 0/0 3:45	MIN
25-Mar	Vs. OTT	0-1 2/0 23:38	0-0 4/0 20:28	MIN	MIN	MIN	1-0 (W) 3/1 20:48	0-0 1/-1 15:28	0-0 1/0 3:38	MIN
28-Mar	@ N.J	0-0 2/0 24:51	0-0 2/-1 19:12	MIN	MIN	MIN	0-0 2/0 22:45	0-0 4/0 15:38	0-0 1/0 5:22	MIN
2-Apr	Vs. NYR	0-1 1/0 21:46	0-0 0/0 22:32	MIN	MIN	MIN	0-0 3/0 17:24	0-1 1/0 15:44	DND	MIN
4-Apr	Vs. PIT	0-0 4/0 25:04	0-1 3/0 22:09	MIN	MIN	MIN	1-0 (W) 2/1 19:25	0-1 2/1 15:10	0-0 0/0 2:17	MIN
7-Apr	Vs. NYI	0-0 2/2 24:26	0-4 3/3 15:17	MIN	MIN	MIN	0-4 5/2 25:01	0-2 3/0 15:10	0-0 1/1 10:21	MIN
9-Apr	Vs. BUF	0-0 1/1 24:41	0-0 2/-1 16:36	MIN	MIN	MIN	0-1 1/-2 20:31	0-0 4/-2 17:04	0-0 0/-1 7:29	MIN
11-Apr	@ NJ	0-0 0/0 25:34	0-0 2/0 20:27	MIN	MIN	MIN	2-0 2/0 21:31	0-0 1/-1 15:25	0-0 1/-1 4:30	MIN

Skaters: Goals-Assists (GameWinning) Shots / (+/-) TOI

Date	Opp	EAVES # 44	BORER # 53	PETRUZALEK # 56	LAROSE # 59	HELMINEN # 63	CORVO # 77	WARD # 30	LEIGHTON # 49	PETERS # 60
10-Oct	Vs. FLA	0-1 0/2 13:27	MIN	MIN	0-0 2/1 17:25	MIN	0-0 2/-2 17:39	4-33 W 60	DNP	MIN
11-Oct	@ TB	0-0 0/1 11:14	MIN	MIN	0-0 1/0 11:15	MIN	0-0 2/1 22:06	DNP	3-29 W 65	MIN
13-Oct	Vs. DET	0-0 0/0 12:10	MIN	MIN	0-0 0/0 11:45	MIN	1-0 3/0 19:16	2-35 L 59	DNP	MIN
17-Oct	@ LA	0-0 1/1 16:14	MIN	MIN	0-0 1/1 10:36	MIN	0-0 2/0 23:31	4-24 O 63	DNP	MIN
19-Oct	@ ANA	0-0 2/0 16:17	MIN	MIN	0-0 1/-1 10:55	MIN	0-0 3/-1 18:50	DNP	1-33 W 60	MIN
23-Oct	@ PIT	0-0 1/-1 18:33	MIN	MIN	0-0 4/0 16:08	MIN	0-0 0/-1 18:37	DNP	3-34 L 59	MIN
25-Oct	@ NYI	0-0 2/0 13:31	MIN	MIN	2-0 (W) 3/2 9:50	MIN	0-1 3/1 21:10	3-60 W 60	DNP	MIN
28-Oct	@ MTL	0-1 4/0 12:08	MIN	MIN	0-0 1/-1 13:31	0-0 1/-1 5:14	0-0 3/1 22:38	2-25 O 65	DNP	MIN
30-Oct	@ STL	0-0 2/0 13:31	MIN	MIN	0-0 1/0 12:15	0-0 0/0 2:13	0-0 2/0 22:39	0-19 W 60	DNP	MIN
1-Nov	Vs. EDM	0-0 2/0 14:08	MIN	MIN	0-0 1/0 15:38	0-0 2/0 8:16	0-0 3/0 24:11	2-31 L 60	DNP	MIN
2-Nov	Vs. TOR	0-0 1/0 5:31	MIN	MIN	1-1 (W) 3/2 13:40	1-1 2/3 14:43	1-0 3/0 20:34	DNP	4-33 W 60	MIN
4-Nov	@ TOR	0-0 0/0 9:13	MIN	MIN	1-1 3/1 15:30	0-0 0/0 15:18	0-1 3/0 25:36	4-42 W 62	DNP	MIN
6-Nov	@ WSH	0-0 1/0 11:08	MIN	MIN	0-0 3/-2 10:05	0-0 3/-2 12:35	0-1 4/0 20:30	3-33 L 60	DNP	MIN
7-Nov	Vs. OTT	DND	MIN	MIN	0-0 1/1 14:17	0-0 2/0 13:40	1-1 (W) 7/0 25:12	DNP	1-23 W 60	MIN
9-Nov	Vs. ATL	DND	MIN	MIN	0-0 4/-4 14:01	0-0 0/0 14:51	0-0 4/2 27:29	5-22 L 60	DNP	MIN
12-Nov	Vs. WSH	DND	MIN	MIN	0-0 2/-1 11:32	MIN	0-0 3/0 21:24	DNP	5-37 L 60	MIN
14-Nov	@ ATL	DND	MIN	MIN	0-0 0/0 9:30	MIN	0-0 3/-1 20:23	3-25 L 58	DNP	MIN
16-Nov	Vs. TB	0-0 1/0 6:47	MIN	MIN	0-0 0/1 12:39	MIN	0-0 1/1 27:13	2-28 W 65	DNP	MIN
18-Nov	Vs. MTL	0-1 1/1 7:24	MIN	MIN	0-0 1/0 11:30	MIN	0-0 4/1 20:22	1-29 W 60	DNP	MIN
21-Nov	Vs. PHX	0-0 1/1 10:23	MIN	MIN	0-0 0/0 11:52	MIN	0-0 4/1 23:29	2-28 W 60	DNP	MIN
23-Nov	Vs. NSH	0-0 0/0 2:51	MIN	MIN	1-0 2/1 14:35	MIN	0-0 3/0 22:49	5-30 L 60	DNP	MIN
24-Nov	@ FLA	DND	MIN	MIN	1-0 1/0 17:13	MIN	0-0 2/-2 24:01	DNP	3-22 L 59	MIN
26-Nov	Vs. PHI	DND	MIN	MIN	1-0 4/1 15:24	MIN	0-1 2/0 22:56	2-26 L 58	DNP	MIN
28-Nov	@ PHI	0-0 1/0 15:06	MIN	MIN	0-0 1/0 16:32	MIN	0-1 2/1 25:12	2-26 W 64	DNP	MIN
30-Nov	Vs. ANA	0-1 5/1 12:13	MIN	MIN	0-0 5/-1 20:04	MIN	0-0 1/-1 24:31	1-13 20	3-14 L 40	MIN
4-Dec	Vs. PIT	0-0 2/-1 12:22	MIN	MIN	0-0 2/-2 11:34	MIN	0-0 3/-1 26:47	DND	5-22 L 60	DNP
6-Dec	Vs. PHI	0-0 2/0 14:19	0-0 0/0 13:01	MIN	0-0 0/0 7:03	MIN	0-0 5/-1 25:06	DND	2-31 O 64	DNP
7-Dec	Vs. WSH	0-1 1/2 14:45	0-0 0/0 14:00	MIN	0-0 0/0 8:51	MIN	0-0 3/2 25:09	INJ	1-39 W 60	DNP
11-Dec	@ PHI	0-0 4/-1 18:31	0-0 0/0 6:15	MIN	0-0 0/0 4:11	MIN	0-1 6/1 31:19	INJ	5-37 O 65	DNP
13-Dec	@ NYR	0-0 2/0 15:27	MIN	MIN	DND	MIN	0-0 1/1 31:25	2-29 O 65	DNP	MIN
16-Dec	Vs. MTL	0-0 0/0 9:33	MIN	MIN	0-0 1/0 7:52	MIN	1-0 (W) 6/0 30:50	2-24 W 60	DNP	MIN
18-Dec	Vs. FLA	0-0 0/0 13:46	MIN	MIN	0-0 1/0 8:11	MIN	1-1 (W) 2/1 26:33	1-20 W 64	DNP	MIN
20-Dec	@ BOS	0-0 2/0 12:19	MIN	MIN	0-0 1/0 8:26	MIN	0-1 3/-2 23:44	3-35 L 59	DNP	MIN
21-Dec	@ MTL	0-0 2/0 6:33	MIN	MIN	0-0 2/0 16:17	MIN	0-1 0/2 27:26	2-28 W 62	DNP	MIN
23-Dec	@ MIN	0-0 2/0 6:24	MIN	MIN	0-0 3/0 15:40	MIN	0-0 4/0 27:12	DNP	3-23 L 59	MIN
26-Dec	@ ATL	1-0 1/1 4:37	MIN	MIN	1-0 6/1 17:21	MIN	0-1 3/1 26:57	4-31 W 60	DNP	MIN
27-Dec	Vs. BOS	0-0 1/1 8:36	MIN	MIN	0-1 2/0 12:45	MIN	0-0 1/-1 24:53	3-21 L 59	DNP	MIN
31-Dec	Vs. ATL	0-0 2/0 8:03	MIN	MIN	0-0 3/0 16:48	MIN	1-0 1/1 25:19	1-21 W 60	DNP	MIN
2-Jan	Vs. STL	0-0 0/0 2:04	MIN	MIN	0-0 2/-1 17:56	MIN	0-0 1/0 24:43	1-31 W 60	DNP	MIN
3-Jan	@ TB	DND	MIN	MIN	1-0 3/1 17:00	MIN	0-0 1/-2 22:43	2-19 W 60	DNP	MIN
6-Jan	Vs. NJ	0-0 2/0 7:01	MIN	MIN	0-0 1/-1 17:59	MIN	0-1 0/1 22:02	2-28 W 60	DNP	MIN
8-Jan	@ FLA	0-0 1/0 8:48	MIN	MIN	0-0 1/1 14:54	MIN	0-0 2/-2 23:02	3-30 L 59	DNP	MIN
10-Jan	@ BOS	0-0 0/0 12:17	MIN	MIN	0-0 0/-1 15:34	MIN	0-0 3/0 22:43	3-12 L 23	2-20 37	MIN
13-Jan	@ OTT	0-0 0/0 10:21	MIN	MIN	0-0 0/1 14:29	MIN	1-0 3/-2 26:26	5-40 L 60	DNP	MIN
15-Jan	Vs. TOR	0-0 0/0 7:35	MIN	MIN	0-0 3/0 15:03	MIN	0-1 3/-2 24:27	5-23 L 59	DNP	MIN
17-Jan	@ BUF	0-0 0/0 7:29	MIN	MIN	0-0 2/-2 13:03	MIN	0-0 1/-2 27:06	3-26 L 57	DNP	MIN
19-Jan	@ TOR	0-0 0/1 7:36	MIN	MIN	1-0 4/1 16:09	MIN	1-0 (W) 3/1 26:11	0-35 W 60	DNP	MIN
20-Jan	@ PIT	0-0 2/0 15:08	MIN	MIN	0-0 4/0 15:54	MIN	0-0 1/1 27:14	1-33 W 60	DNP	MIN
27-Jan	@ NYR	0-0 1/0 10:13	MIN	MIN	0-1 1/-1 15:20	MIN	0-0 4/1 25:49	3-31 L 60	DNP	MIN
29-Jan	Vs. TB	0-0 3/0 13:41	MIN	MIN	0-0 1/1 15:02	MIN	0-0 0/-1 25:11	2-29 W 60	DNP	MIN
31-Jan	Vs. ATL	0-0 3/0 12:45	MIN	MIN	0-1 6/1 15:23	MIN	0-1 0/1 27:13	0-19 W 60	DNP	MIN
3-Feb	@ VAN	0-0 1/-1 17:49	MIN	MIN	0-0 1/-1 15:58	MIN	1-1 2/0 26:27	4-24 L 59	DNP	MIN
5-Feb	@ SJ	0-0 0/0 9:24	MIN	0-1 0/1 10:39	0-0 1/-1 18:39	MIN	0-0 5/1 32:27	DNP	3-40 W 65	MIN
7-Feb	@ PHX	1-0 3/1 15:12	MIN	0-0 0/0 5:30	1-1 4/2 17:53	MIN	0-1 3/1 29:01	2-32 W 60	DNP	MIN
12-Feb	Vs. FLA	0-0 2/0 11:41	MIN	MIN	0-0 1/-1 11:52	MIN	0-0 4/-4 21:48	4-13 L 30	1-10 31	MIN
14-Feb	Vs. CBJ	0-0 0/0 7:33	MIN	MIN	0-0 1/0 17:06	MIN	0-0 6/-3 23:32	4-19 L 60	DNP	MIN
15-Feb	@ BUF	0-0 1/0 13:44	MIN	MIN	0-0 4/1 18:55	MIN	0-0 2/1 24:24	0-36 W 59	DNP	MIN
17-Feb	Vs. BOS	0-0 2/1 12:13	MIN	MIN	0-0 3/-1 17:27	MIN	0-0 4/-2 25:52	4-33 L 59	DNP	MIN
19-Feb	@ NYI	0-1 3/0 16:02	MIN	MIN	0-0 1/2 16:18	MIN	0-0 1/3 23:17	2-24 W 60	DNP	MIN
20-Feb	Vs. TB	0-0 3/0 14:22	MIN	MIN	0-0 3/0 18:59	MIN	2-0 4/1 22:29	1-13 W 60	DNP	MIN
22-Feb	Vs. COL	0-0 4/0 12:47	MIN	MIN	0-2 1/3 18:51	MIN	0-0 3/1 25:52	2-19 W 60	DNP	MIN
24-Feb	@ OTT	1-0 3/0 10:33	MIN	MIN	0-0 2/-1 18:28	MIN	0-0 4/0 25:05	3-9L 20	1-13 38	MIN
26-Feb	Vs. BUF	0-0 0/0 15:37	MIN	MIN	0-0 3/0 20:42	MIN	0-0 6/0 27:17	1-37 W 65	DNP	MIN
28-Feb	@ ATL	0-1 3/-1 11:37	MIN	MIN	0-0 4/0 18:59	MIN	0-0 1/-1 24:39	4-31 L 59	DNP	MIN
3-Mar	@ WSH	2-0 (W) 3/1 16:11	MIN	MIN	1-1 3/1 18:19	0-0 0/0 4:05	0-0 0/1 22:12	2-41 W 60	DNP	MIN
6-Mar	Vs. CGY	0-0 1/1 12:53	MIN	MIN	0-1 2/0 17:20	0-0 0/0 7:17	0-0 1/-1 19:59	1-22 W 60	DNP	MIN
7-Mar	@ TB	0-0 5/0 17:17	MIN	MIN	0-1 3/1 17:07	0-0 2/0 10:40	1-1 (W) 2/3 18:34	3-25 W 60	DNP	MIN
9-Mar	Vs. NYR	0-0 2/0 11:01	MIN	MIN	0-0 2/0 18:46	0-0 1/0 3:00	1-0 (W) 1/1 20:51	0-28 W 60	DNP	MIN
11-Mar	@ CHI	0-1 0/1 13:35	MIN	MIN	0-0 2/0 18:12	DND	0-0 2/0 25:13	2-41 O 64	DNP	MIN
12-Mar	@ DAL	0-0 2/0 12:44	MIN	MIN	0-0 0/0 15:59	DND	0-0 4/-3 28:59	3-31 L 59	DNP	MIN
14-Mar	@ WSH	0-0 1/-1 6:06	MIN	MIN	0-0 1/1 20:42	DND	0-0 4/0 25:54	4-31 O 65	DNP	MIN
18-Mar	Vs. NJ	0-0 0/0 5:37	MIN	MIN	0-0 4/0 17:17	0-0 0/0 3:29	0-0 1/0 23:40	2-43 W 60	DNP	MIN
20-Mar	Vs. NYI	0-0 1/-1 2:42	MIN	MIN	2-0 (W) 3/3 18:01	0-0 1/-1 1:49	0-3 1/1 22:35	4-32 W 60	DNP	MIN
21-Mar	Vs. WSH	0-0 1/0 6:29	MIN	MIN	0-1 3/1 16:50	0-0 0/0 4:11	1-0 5/0 23:57	1-32 W 60	DNP	MIN
23-Mar	@ FLA	1-0 3/1 14:59	MIN	MIN	0-0 1/0 19:14	0-0 1/0 3:16	0-0 4/0 22:24	2-39 W 62	DNP	MIN
25-Mar	Vs. OTT	0-0 5/0 13:27	MIN	MIN	0-0 5/-1 16:54	0-0 0/0 3:07	0-1 1/1 22:36	1-22 W 60	DNP	MIN
28-Mar	@ NJ	0-0 5/1 13:37	MIN	MIN	0-0 1/0 18:29	0-0 0/0 3:34	0-2 6/1 23:46	1-32 W 60	DNP	MIN
2-Apr	Vs. NYR	0-0 0/-1 5:21	MIN	MIN	2-0 (W) 2/1 19:27	0-0 0/0 0:57	0-1 2/1 27:11	2-38 W 60	DNP	MIN
4-Apr	Vs. PIT	DND	MIN	MIN	1-0 3/1 15:33	0-0 0/0 2:11	0-0 2/1 26:37	2-35 W 61	DNP	MIN
7-Apr	Vs. NYI	0-0 2/1 12:42	MIN	MIN	0-0 6/0 17:12	0-0 0/1 11:02	DND	0-12 W 60	DNP	MIN
9-Apr	Vs. BUF	0-0 0/-1 9:46	MIN	MIN	0-0 3/-2 18:22	0-0 0/1 5:50	0-0 1/-1 22:31	4-13 L 30	1-12 30	MIN
11-Apr	@ NJ	0-0 1/-2 7:52	MIN	MIN	0-0 4/-1 15:49	0-0 0/1 5:46	0-0 2/-3 21:18	DNP	3-35 L 59	MIN

Skaters: Goals-Assists (GameWinning) Shots / (+/-) TOI

Goalies: Goals Allowed / Shots Decision Minutes Played

SEPTEMBER 2008

- 17 Placed right wing Justin Williams on the non-roster injured list
- 24 Returned forwards Justin McCrae, Samuel Morneau, Robert Slaney, Chris Terry and Brett Theberge, defenseman Michal Jordan and goaltender Mike Murphy to their respective junior clubs
- 26 Assigned forwards Mike Angelidis, Nicolas Blanchard, Stefan Chaput, Nick Dodge, Patrick Dwyer, Bobby Hughes, Harrison Reed and Ryan Weston; defensemen Ryan McGinnis and Benn Olson; and goaltender David Leggio to the Albany River Rats (AHL)
- 28 Assigned forwards Matt Murley, Jakub Petruzalek and Jerome Samson; and defensemen Noah Babin, Brett Bellemore, Casey Borer, Brett Carson and Mark Flood to Albany (AHL); Returned forward Drayson Bowman to his junior team (Spokane – WHL)
- 30 Released free agent tryout, forward Jeff O'Neill, from training camp

OCTOBER 2008

- 2 Assigned goaltenders Daniel Manzato and Justin Peters to Albany (AHL)
- 3 Assigned forward Dwight Helminen and defenseman Bryan Rodney to Albany (AHL)
- 4 Signed center Zach Boychuk to a three-year, entry-level contract
- 6 Signed free agent forward Dan LaCouture to a one-year contract; Placed right wing Scott Walker on injured reserve
- 7 Assigned forwards Trevor Gillies and Joe Jensen, as well as defenseman Tim Conboy to Albany (AHL)
- 20 Returned forward Zach Boychuk to his junior team, the Lethbridge Hurricanes (WHL)
- 27 Recalled center Dwight Helminen from Albany (AHL) on an emergency basis
- 31 Signed free agent forward Michael Ryan to a one-year contract

NOVEMBER 2008

- 2 Recalled forward Patrick Dwyer from Albany (AHL); Placed Frantisek Kaberle on injured reserve
- 4 Activated Scott Walker from injured reserve; Assigned Dan LaCouture to Albany (AHL)
- 7 Recalled forward Michael Ryan from Albany (AHL); Placed Brandon Sutter on injured reserve
- 10 Reassigned forward Michael Ryan to Albany (AHL)
- 11 Activated Brandon Sutter from injured reserve; Reassigned Dwight Helminen to Albany (AHL)
- 16 Reassigned forward Patrick Dwyer to Albany (AHL)
- 24 Recalled forward Patrick Dwyer from Albany (AHL)
- 26 Activated Frantisek Kaberle from injured reserve

DECEMBER 2008

- 2 Recalled goaltender Justin Peters from Albany (AHL); Placed Tim Gleason on injured reserve
- 3 Relieved Peter Laviolette of his head coaching duties; Named Paul Maurice head coach and Ron Francis associate head coach; Named Jason Karmanos vice president and assistant general manager
- 4 Activated Justin Williams from the non-roster injured list; Placed Dennis Seidenberg on injured reserve
- 5 Recalled defensemen Casey Borer and Tim Conboy from Albany (AHL); Assigned Patrick Dwyer and Josef Melichar to Albany
- 7 Recalled defenseman Brett Carson from Albany (AHL); Placed Cam Ward on injured reserve
- 9 Placed defenseman Anton Babchuk on injured reserve
- 11 Recalled defenseman Bryan Rodney from Albany (AHL); Placed Frantisek Kaberle on injured reserve
- 12 Activated goaltender Cam Ward from injured reserve; Reassigned Justin Peters to Albany (AHL)
- 13 Reassigned defenseman Casey Borer to Albany (AHL)
- 14 Reassigned defenseman Bryan Rodney to Albany (AHL)
- 17 Activated Frantisek Kaberle from injured reserve; Reassigned Tim Conboy to Albany (AHL)
- 18 Activated Anton Babchuk from injured reserve
- 19 Reassigned defenseman Brett Carson to Albany (AHL)
- 29 Suspended forward Dan LaCouture

JANUARY 2009

- 3 Recalled forward Patrick Dwyer from Albany (AHL)
- 4 Reassigned forward Patrick Dwyer to Albany (AHL)
- 5 Assigned defenseman Brett Bellemore to Plymouth (OHL) from Albany (AHL)
- 28 Recalled forward Michael Ryan from Albany (AHL)
- 29 Recalled defenseman Bryan Rodney from Albany (AHL); Placed defenseman Niclas Wallin on injured reserve

FEBRUARY 2009

- 5 Recalled center Jakub Petruzalek from Albany (AHL); Placed forward Scott Walker on injured reserve
- 7 Acquired Jussi Jokinen from Tampa Bay in exchange for Wade Brookbank, Josef Melichar and a fourth-round pick in 2009; Activated Niclas Wallin from injured reserve and placed Dennis Seidenberg on injured reserve
- 9 Reassigned forwards Jakub Petruzalek and Michael Ryan to Albany (AHL)
- 13 Activated Dennis Seidenberg from injured reserve
- 14 Reassigned defenseman Bryan Rodney to Albany (AHL)
- 16 Recalled forward Michael Ryan from Albany (AHL)
- 19 Recalled defenseman Tim Conboy from Albany (AHL); Placed forward Justin Williams on injured reserve
- 25 Assigned Brandon Sutter to Albany (AHL) on a conditioning stint

MARCH 2009

- 3 Recalled Dwight Helminen from Albany (AHL)
- 4 Acquired Patrick O'Sullivan and Calgary's second-round pick in 2009 from Los Angeles in exchange for Justin Williams; traded O'Sullivan and Carolina's second-round pick in 2009 to Edmonton for Erik Cole and Edmonton's fifth-round pick in 2009.
- 9 Recalled Brandon Sutter from Albany (AHL)
- 16 Reassigned Brandon Sutter to Albany (AHL)
- 18 Signed goaltender Mike Murphy to a three-year, entry-level contract
- 29 Signed defenseman Jamie McBain to a three-year, entry-level contract

APRIL 2009

- 13 Recalled forwards Zach Boychuk, Patrick Dwyer and Brandon Sutter; defensemen Brett Carson and Bryan Rodney; and goaltender Justin Peters from Albany (AHL) to join the Hurricanes for their playoff run as the "black aces," the name affectionately given to the group of extra players the team carries during the postseason.
- 17 Recalled forward Drayson Bowman from Spokane (WHL) to join the "black aces."

MAY 2009

- 20 Signed free-agent forward Matthew Pistilli to a three-year, entry-level contract
- 29 Signed forward Chris Terry to a three-year, entry-level contract

JUNE 2009

- 15 Signed head coach Paul Maurice to a multi-year contract; Announced that Ron Francis will return to the bench with the title associate head coach/director of player personnel; Announced that Tom Barrasso will have the title of assistant coach and that assistant coaches Kevin McCarthy and Tom Rowe will remain in their roles.
- 29 Signed forward Jussi Jokinen to a two-year contract

JULY 2009

- 1 Signed forward Erik Cole to a two-year contract; Signed forward Patrick Dwyer to a two-year, two-way contract; Signed forward Michael Ryan to a one-year, two-way contract
- 2 Signed forward Chad LaRose to a two-year contract
- 8 Signed free-agent forward Steve Goertzen, defenseman Casey Borer and goaltender Justin Peters to one-year, two-way contracts
- 9 Signed free-agent defenseman Jay Harrison to a one-year, two-way contract
- 15 Signed free-agent forward Tom Kostopoulos to a three-year contract; Signed free-agent defenseman Andrew Alberts to a two-year contract; Signed free-agent defenseman Zack Fitzgerald and forward Mike Angelidis to one-year, two-way contracts
- 20 Signed defensemen Brett Carson and Bryan Rodney to one-year, two-way contracts
- 23 Signed forward Tuomo Ruutu to a three-year contract
- 24 Acquired defenseman Aaron Ward from Boston in exchange for forward Patrick Eaves and a fourth-round draft pick in 2010
- 28 Bought out the remaining year of defenseman Frantisek Kaberle's contract

AUGUST 2009

- 18 Signed free-agent forward Stephane Yelle to a one-year contract
- 31 Acquired forward Rob Hennigar from the New York Islanders in exchange for forward Bobby Hughes.

1979

APRIL 22	Named Don Blackburn head coach.
JUNE 22	Claimed Maynard Schurman from the Philadelphia Flyers and Al Sims from the Boston Bruins in NHL Expansion Draft; Selected Bob Stephenson in WHA Dispersal Draft.
AUGUST 28	Signed Chuck Luksa as a free agent.
SEPTEMBER 20	Signed Ken Holland as a free agent.
NOVEMBER 2	Signed Greg Carroll as a free agent.
DECEMBER 27	Signed Larry Giroux as a free agent.
DECEMBER 28	Acquired Pat Boutette from the Toronto Maple Leafs for Bob Stephenson.

1980

JANUARY 17	Obtained Tom Rowe from Washington Capitals for Alan Hangsleben.
FEBRUARY 27	Acquired Bobby Hull from Winnipeg Jets for future considerations.
JUNE 4	Gordie Howe retired and became director of player development.
JUNE 5	Obtained Rick Meagher from Montreal Canadiens for 1981 third and fifth round draft picks (Paul McDermid, Don Bourbonnais) for Montreal's third and fifth picks in the same draft (Dreter Hegen, Steve Rooney).
JUNE 15	Acquired Mike Veisor from Chicago Blackhawks for a second-round 1981 draft pick (Kevin Griffin).
AUGUST 30	Signed Glenn Merkosky as a free agent.
DECEMBER 5	Acquired Norm Barnes and Jack McIlhargey from Philadelphia Flyers for a 1982 second-round draft choice (later transferred to Toronto, Peter Ihnacek).
DECEMBER 16	Obtained Mike Fidler from Minnesota North Stars for Gordie Roberts.

1981

JANUARY 15	Acquired a 1981 fifth-round draft pick (Bill Maguire) from the New York Rangers for Nick Fotiu.
FEBRUARY 20	Acquired Gilles Lupien from Pittsburgh Penguins for a 1981 sixth-round draft pick (Paul Edwards); Don Blackburn fired as head coach; Named assistant coach Larry Pleau as interim head coach (interim dropped on March 9).
FEBRUARY 22	Captain Rick Ley retires due to a knee injury and becomes assistant coach.
MARCH 3	Signed Ross Yates as a free agent.
APRIL 1	Named Larry Pleau director of hockey operations.
APRIL 2	Signed Dan Fridgen as a free agent.
MAY 15	Signed Jeff Brownschidle as a free agent.
JUNE 15	Signed Greg Millen as a free agent from the Pittsburgh Penguins. Pat Boutette and Kevin McClelland later sent to Pittsburgh as compensation.
JULY 3	Acquired Rick MacLeish, Don Gillen, Blake Wesley, along with a first-round pick (Paul Lawless), a second-round pick (Mark Paterson) and a third round pick (Kevin Dineen) in 1982 draft from Philadelphia Flyers for Fred Arthur, Ray Allison, a first-round pick (Ron Sutter) and a third-round pick (Miroslav Dvorak) in 1982.
OCTOBER 2	Obtained Gary Howatt from New York Islanders for a fifth-round 1983 draft pick (Bob Caulfield); Obtained Doug Sulliman, Chris Kotsopoulos and Gerry McDonald from the New York Rangers for Mike Rogers and a 10th-round 1982 pick (Simo Saarinen).
OCTOBER 5	Claimed Rob McClanahan from the Buffalo Sabres and Mike McDougal from New York Rangers in NHL Waiver Draft.
OCTOBER 16	Signed Paul Shmyr as a free agent.
NOVEMBER 15	Acquired George Lyle from the Detroit Red Wings off waivers.
DECEMBER 21	Acquired Pierre Larouche from Montreal Canadiens for a flip-flop of first-round draft picks in 1984 (Montreal selected Peter Svoboda fifth overall, Hartford chose Sylvain Cote 11th overall), Hartford's second pick in 1984 (Brian Benning – which was later traded by Montreal to St. Louis along with Rick Walmsey and Montreal's second choice –Tony Hrkac– and third choice –Robert Dirk– for St. Louis' first choice –Shayne Corson– and second –Stephane Richer– in 1984 draft), and a third-round choice in 1985 (Rocky Dundas).
DECEMBER 29	Acquired Russ Anderson and an eighth-round draft pick in 1983 (Chris DuPerron) for Rick MacLeish.

1982

JANUARY 12	Acquired Michel Plasse and a 1983 fourth-round draft pick (Ron Chyzowski) from the Quebec Nordiques for John Garrett.
JANUARY 29	Traded Rob McClanahan to New York Rangers for a 10th-round 1983 draft pick (Reine Karlsson).
JUNE 2	Named Larry Kish head coach; Larry Pleau to remain director of hockey operations.
AUGUST 19	Acquired Greg Adams and Ken Linseman from Philadelphia along with the Flyers' first-round draft choice in 1983 (David A. Jensen) for Mark Howe; Obtained Risto Siltanen and Brent Loney from Edmonton for Ken Linseman and Don Nachbaur.
AUGUST 28	Signed Bob Sullivan as a free agent.
SEPTEMBER 17	Signed Archie Henderson as a free agent.
OCTOBER 3	Acquired Mark Johnson and Kent-Erik Anderson from the Minnesota North Stars for a 1984 fifth-round draft choice (Jiri Poner) and future considerations (Jordy Douglas); Obtained Ed Hospodar from the New York Rangers for Kent-Erik Anderson.
OCTOBER 15	Obtained Merlin Malinowski and the rights to Scott Fusco from the New Jersey Devils for Gary Howatt and Rick Meagher.
OCTOBER 22	Acquired Paul Marshall from Toronto Maple Leafs for a 1983 10th-round draft pick (Greg Rolston).
DECEMBER 3	Acquired Pierre Lacroix from the Quebec Nordiques for Blake Wesley.
DECEMBER 24	Signed Randy Pierce as a free agent.

1983

JANUARY 24	Larry Pleau assumes head coaching duties from Larry Kish.
MARCH 7	John Cuniff named head coach.
MAY 2	Named Emile Francis president and general manager; Larry Pleau named assistant general manager.
JULY 3	Acquired Joel Quenneville and Richie Dunn from Calgary Flames for Mickey Volcan.
JULY 4	Acquired Norm Dupont from Winnipeg Jets for a fourth-round pick (Chris Mills).
JULY 7	Named Jack Evans head coach.
SEPTEMBER 18	Acquired Steve Stoyanovich from the New York Islanders for a 1985 fifth-round pick (Tommy Hedland).
SEPTEMBER 29	Signed Marty Howe as a free agent.
OCTOBER 1	Acquired Greg Malone from Pittsburgh Penguins for a third-round 1985 draft pick (Bruce Racine).
OCTOBER 2	Signed free agent Paul Fenton.
OCTOBER 3	Claimed Mike Zuke, Bob Crawford and Mike Crombeen from St. Louis Blues in NHL Waiver Draft.
OCTOBER 4	Acquired Torrie Robertson from the Washington Capitals for Greg Adams.
NOVEMBER 10	Acquired Ed Staniowski from Winnipeg Jets for Mike Veisor.
DECEMBER 17	Signed Reid Bailey as a free agent.

1984

JANUARY 21	Signed Tony Currie as a free agent after release from Vancouver Canucks.
FEBRUARY 27	Obtained Scot Kleinendorst from the New York Rangers for Blaine Stoughton.
FEBRUARY 29	Signed Dave Tippett as a free agent.
MARCH 1	Signed Mark Fusco as a free agent.
MARCH 3	Acquired Jack Brownschidle off waivers from St. Louis Blues.
MAY 29	Acquired Brad Shaw from the Detroit Red Wings for a 1984 eighth-round draft pick (Lars Karlsson).
SEPTEMBER 6	Acquired Steve Weeks from the New York Rangers for a 1986 third-round draft pick (Shaun Clauston).
OCTOBER 9	Acquired Wally Weir from Quebec Nordiques and Dave Lumley from Edmonton Oilers in NHL Waiver Draft.
NOVEMBER 16	Acquired Pat Boutette from the Pittsburgh Penguins for the rights to Ville Siren.

TRADES AND ACQUISITIONS

1985

FEBRUARY 22	Acquired Mike Liut and future considerations (Jorgen Pettersson) from the St. Louis Blues for Greg Millen and Mark Johnson.
MARCH 12	Acquired Peter Sidorkiewicz and Dean Evason from the Washington Capitals for David A. Jensen.
SEPTEMBER 17	Signed John Newberry as a free agent.
OCTOBER 7	Obtained Stewart Gavin from Toronto Maple Leafs for Chris Kotsopoulos.
OCTOBER 8	Purchased Tim Bothwell from the St. Louis Blues.
NOVEMBER 21	Acquired Dave Babych from the Winnipeg Jets for Ray Neufeld.
DECEMBER 6	Acquired Doug Jarvis from the Washington Capitals for Jorgen Pettersson.

1986

JANUARY 17	Acquired Wayne Babych from the Quebec Nordiques for Greg Malone.
FEBRUARY 3	Obtained Bill Gardner from the Chicago Blackhawks for a 1987 third-round draft pick (Mike Dagenais).
MARCH 8	Acquired John Anderson from the Quebec Nordiques for Risto Siltanen.
MARCH 11	Acquired Mike McEwen from the New York Rangers for Bob Crawford.
OCTOBER 7	Acquired Yves Courteau from Calgary Flames for Mark Paterson.
OCTOBER 9	Claimed Gord Sherven from Edmonton Oilers in NHL Waiver Draft.
OCTOBER 21	Acquired Dave Barr from St. Louis Blues for Tim Bothwell.
DECEMBER 11	Acquired Dave Semenko from the Edmonton Oilers for a third-round 1988 draft choice (Trevor Sim).

1987

JANUARY 12	Acquired Randy Ladouceur from Detroit Red Wings for Dave Barr.
MARCH 10	Acquired Pat Hughes from St. Louis Blues for a 1987 10th-round draft choice (Andy Cesarski).
JULY 27	Signed free agents Roger Kortko and Tom Martin.
SEPTEMBER 8	Acquired Bill Root from the Toronto Maple Leafs for Dave Semenko.
OCTOBER 5	Acquired Mark Reeds from the St. Louis Blues for a third-round pick in 1989 draft (later upgraded to a 1989 second-round pick in Charles Bourgeois deal - Rick Corrieau); Acquired Brent Peterson from the Vancouver Canucks in the 1987 waiver draft.
OCTOBER 15	Signed Dave Williams as a free agent.

1988

JANUARY 3	Acquired Neil Sheehy, Carey Wilson, and the rights to Lane MacDonald from the Calgary Flames for Dan Murzyn and Shane Churla.
JANUARY 22	Acquired Lindsay Carson from the Philadelphia Flyers for Paul Lawless.
FEBRUARY 7	Named Larry Pleau head coach, replacing Jack Evans.
FEBRUARY 27	Signed Mike McEwen as a free agent.
MARCH 8	Acquired Charlie Bourgeois and a second-round draft pick in 1989 (Blair Atcheynum) from St. Louis Blues for a 1989 second-round draft selection (Rick Corrieau); Acquired Richard Brodeur from the Vancouver Canucks for Steve Weeks.
MAY 15	Signed Mike Tomlak as a free agent.
JUNE 14	Signed Ross McKay as a free agent.
JUNE 20	Donald Conrad and Richard Gordon purchased the Hartford Whalers.
JULY 6	Acquired Ed Kastelic and Grant Jennings from Washington Capitals for Mike Millar and Neil Sheehy.
AUGUST 3	Signed Allan Tuer as a free agent.
NOVEMBER 29	Claimed Tom Martin off of waivers from Minnesota North Stars.
DECEMBER 26	Acquired Don Maloney, Brian Lawton, and Norm MacIver from the New York Rangers for Carey Wilson and a fifth-round draft choice in 1990 (Lubos Rob).

1989

MARCH 6	Acquired Jim Thomson from Washington Capitals for Scot Kleinendorst.
MARCH 7	Acquired Jim Pavese from Detroit Red Wings for Torrie Robertson.
MAY 11	Named Ed Johnston vice president and general manager.
MAY 12	Named Richard Gordon managing general partner, replacing Don Conrad.
MAY 16	Fired Larry Pleau as head coach.
JUNE 7	Named Rick Ley head coach.

JUNE 17	Acquired Pat Verbeek from New Jersey Devils for Sylvain Turgeon.
JULY 20	Named Brent Peterson assistant coach.
SEPTEMBER 13	Signed Daryl Reaugh as a free agent.
OCTOBER 2	Acquired Bo Mikael Andersson from Buffalo Sabres in the 1989 NHL Waiver Draft for \$30,000.
OCTOBER 7	Acquired Mike Berger from Minnesota North Stars for the rights to Kevin Sullivan.
OCTOBER 10	Acquired Jim Ennis from Edmonton Oilers for Norm MacIver.
OCTOBER 16	Signed Steve Dykstra as a free agent.
OCTOBER 31	Acquired Chris Cichocki from New Jersey Devils for Jim Thomson.
DECEMBER 13	Acquired Randy Cunneynworth from the Winnipeg Jets for Paul MacDermid.

1990

MARCH 3	Acquired Jeff Sirkka from Boston Bruins for Steve Dykstra.
MARCH 5	Acquired Yvon Corrieau from the Washington Capitals for Mike Liut.
MARCH 11	Acquired Cam Brauer from the Edmonton Oilers for Marc Laforge.
JULY 9	Traded Jody Hull to the New York Rangers for Carey Wilson and future considerations.
JULY 16	Signed John Stevens as a free agent.
OCTOBER 1	Traded Dave Tippett to the Washington Capitals for a sixth-round draft pick in 1992 (Jarret Reid); Signed free agent Paul Cyr.
OCTOBER 3	Traded Joel Quenneville to the Washington Capitals for cash.
OCTOBER 7	Signed Todd Richards as a free agent.
OCTOBER 31	Acquired Marc Bergevin from the New York Islanders for a fifth-round choice in 1992 (Ryan Duthie).
NOVEMBER 13	Acquired Doug Crossman from the New York Islanders for Ray Ferraro.
DECEMBER 21	Acquired Rob Brown from the Pittsburgh Penguins for Scott Young.

1991

FEBRUARY 20	Acquired Doug Houda from the Detroit Red Wings for Doug Crossman.
MARCH 4	Acquired John Cullen, Zarley Zalapski and Jeff Parker from the Pittsburgh Penguins for Ron Francis, Ulf Samuelsson and Grant Jennings.
MARCH 5	Acquired Mark Hunter from the Calgary Flames for Carey Wilson.
MAY 29	Fired head coach Rick Ley.
JUNE 7	Named Jim Roberts head coach.
AUGUST 26	Acquired Paul Fenton from the Calgary Flames for a 1992 sixth-round draft pick (Joel Bouchard).
SEPTEMBER 4	Signed Mario Gosselin as a free agent.
SEPTEMBER 5	Signed Barry Pederson as a free agent.
SEPTEMBER 8	Traded Sylvain Cote to the Washington Capitals for a 1992 second-round draft pick (Andrei Nikolishin).
SEPTEMBER 17	Acquired Andrew Cassels from the Montreal Canadiens for a 1992 second-round draft pick (Valeri Bure).
OCTOBER 2	Acquired Dan Keczmer from the San Jose Sharks for Dean Evason.
OCTOBER 3	Acquired Lee Norwood from the New Jersey Devils for future considerations.
OCTOBER 4	Traded Todd Krygier to the Washington Capitals for 1993 fourth-round draft pick (later traded to the Calgary Flames, who selected Jason Smith).
OCTOBER 18	Traded Paul Fenton to the San Jose Sharks for Mike McHugh.
NOVEMBER 13	Acquired Murray Craven and a 1992 fourth-round draft pick (Kevin Smyth) from the Philadelphia Flyers for Kevin Dineen; Traded Lee Norwood to St. Louis Blues for future considerations.
NOVEMBER 21	Acquired Jukka Suomalainen from the Minnesota North Stars to complete a draft-day deal (June 22, 1991) in which Minnesota obtained Hartford's fifth round pick (Mike Kennedy) for future considerations.
DECEMBER 20	Acquired Daniel Shank from the Detroit Red Wings for Chris Tancill.

1992

JANUARY 24	Acquired Steve Konroyd from the Chicago Blackhawks for Rob Brown.
JANUARY 27	Acquired Paul Gillis from the Chicago Blackhawks for future considerations.
MARCH 10	Acquired Frank Pietrangelo from the Pittsburgh Penguins for 1994 third and seventh-round draft picks (Sven Butenschon, Serge Aubin).
MAY 12	Fired Ed Johnston as vice president and general manager.

MAY 26	Named Brian Burke general manager.
JUNE 15	Acquired Nick Kypreos from the Washington Capitals for Mark Hunter and Yvon Corriveau; Paul Holmgren named head coach; Traded Brad Shaw to the New Jersey Devils for cash.
JUNE 16	Acquired Allen Pedersen from the Minnesota North Stars for a conditional 1993 draft pick (Rick Mrozik).
JUNE 24	Signed Jim Agnew to a free agent contract.
JULY 8	Acquired Tim Kerr from the New York Rangers for a 1993 seventh-round pick (Sergei Kondrashkin).
AUGUST 20	Traded Yvon Corriveau to the Washington Capitals to complete Nick Kypreos trade.
AUGUST 28	Acquired Sean Burke and Eric Weinrich from New Jersey Devils for Bobby Holik, a 1993 second-round draft pick (Jay Pandolfo) and future considerations.
SEPTEMBER 3	Acquired Mark Janssens from the Minnesota North Stars for James Black.
SEPTEMBER 14	NHL arbitrator K. Allen Hinnegan accepts proposal of a third (Sven Butenschon) and a seventh-round draft choice (Serge Aubin) in the 1994 Entry Draft as the future considerations for Frank Pietrangelo.
OCTOBER 1	Acquired Corrie D'Alessio and a 1993 fifth-round choice (later traded back to the Vancouver Canucks in Murray Craven trade) from the Vancouver Canucks for Kay Whitmore.
OCTOBER 9	Traded Michel Picard to the San Jose Sharks for future considerations.
OCTOBER 30	Named Tom Rowe director of hockey operations.
NOVEMBER 21	Acquired Jamie Leach off waivers from the Pittsburgh Penguins.
NOVEMBER 24	Traded John Cullen to the Toronto Maple Leafs for a second-round pick in 1993 (later traded to San Jose – Vlastimil Kroupa).

1993

JANUARY 21	Acquired Yvon Corriveau from the San Jose Sharks as the future considerations for Michel Picard.
MARCH 22	Acquired Robert Kron, a conditional draft pick (Marek Malik), and future considerations (Jim Sandlak) from the Vancouver Canucks for Murray Craven and a 1993 fifth-round draft choice (Scott Walker); Acquired a sixth-round draft pick from the Detroit Red Wings (later traded back to Detroit – Tim Spitzig) for Steve Konroyd.
JUNE 1	Acquired Brad McCrimmon from the Detroit Red Wings for a 1993 fifth-round draft pick (pick had been previously acquired from Detroit in Steve Konroyd trade).
JUNE 20	Acquired Sergei Makarov from the Calgary Flames for future considerations.
JUNE 26	Traded first (Viktor Kozlov), second (Vlastimil Kroupa) and third-round draft picks (Ville Peltonen) in 1993 and future considerations (Sergei Makarov) to San Jose for the Sharks' first-round draft pick (second overall, Chris Pronger); Traded second-round draft pick (Jason Podollan) to Florida.
AUGUST 9	Signed free agents Jeff Bloemberg, Rob Corwie and Garth Premak.
SEPTEMBER 1	Brian Burke resigns as president and general manager to take the position of senior vice president and director of hockey operations for the NHL.
SEPTEMBER 8	Named Paul Holmgren general manager/head coach.
OCTOBER 4	Signed Brian Propp as a free agent.
NOVEMBER 2	Acquired Bryan Marchment and Steve Larmer from the Chicago Blackhawks for Patrick Poulin and Eric Weinrich; Acquired Darren Turcotte and James Patrick from the New York Rangers for Nick Kypreos, Barry Richter, Steve Larmer and a sixth-round draft choice (Yuri Litvinev).
NOVEMBER 3	Acquired Marc Potvin from the Los Angeles Kings for Doug Houda; Acquired Bob McGill off waivers from the New York Islanders.
NOVEMBER 10	Traded Martin Hamrlík to the St. Louis Blues for future considerations.
NOVEMBER 16	Paul Holmgren resigns as head coach to concentrate on general manager duties. Pierre McGuire named head coach.
NOVEMBER 19	Acquired Jeff Reese from the Calgary Flames for Dan Keczer and future considerations.
DECEMBER 16	Acquired Alexander Godyniuk from the Florida Panthers for Jim McKenzie.

1994

JANUARY 24	Acquired Todd Harkins from the Calgary Flames for Scott Morrow.
JANUARY 25	Acquired Ted Crowley from the Toronto Maple Leafs for Mark Greig and a 1995 sixth-round draft pick (Doug Bonner).
MARCH 10	Acquired Gary Suter, Ted Drury and Paul Ranheim from the Calgary Flames in exchange for Zarley Zalapski, James Patrick & Michael Nylander.
MARCH 11	Acquired Frantisek Kucera and Jocelyn Lemieux from the Chicago Blackhawks for Gary Suter, Randy Cunneyworth and a 1995 third-round draft choice (later traded to Vancouver – Larry Courville).
MARCH 18	Traded Ken Belanger to the Toronto Maple Leafs for a 1994 ninth-round draft choice (Matt Ball).
JUNE 28	NHL Board of Governors approve the sale of the Hartford Whalers to Peter Karmanos Jr., Thomas Thewes and Jim Rutherford; Rutherford named chief operating officer, president and general manager; Paul Holmgren named head coach; Steve Martins acquired in supplemental draft; Signed free agent Jeff Chychrun.
JULY 13	Signed free agent Jimmy Carson to a multi-year contract.
AUGUST 18	Signed free agent Steve Rice to a multi-year contract.
AUGUST 26	Acquired Glen Wesley from the Boston Bruins for first-round draft picks in the 1995 (Kyle McLaren), 1996 (Jonathan Aitken) and 1997 (Sergei Samsonov) NHL Entry Drafts.
AUGUST 30	Edmonton awarded Bryan Marchment as compensation for signing of Steve Rice.

1995

JANUARY 18	Selected Kelly Chase and Brian Glynn in NHL Waiver Draft.
MARCH 23	Acquired Glen Featherstone, Michael Stewart, a 1995 first-round draft pick (Jean-Sebastien Giguere) and a 1996 fourth-round draft pick (Steve Wasylo) from the New York Rangers for Pat Verbeek.
MAY 31	Acquired fourth-round draft pick (Sami Kapanen) from the Los Angeles Kings for Jan Vopat.
JULY 27	Brendan Shanahan acquired from the St. Louis Blues for Chris Pronger.
JULY 31	Acquired Jeff Bess off waiver wire from the Dallas Stars.
AUGUST 1	Signed free agent Gerald Diduck to a multi-year contract.
AUGUST 28	Signed free agents Todd Sparkes and David Williams.
OCTOBER 6	Acquired Nelson Emerson from the Winnipeg Jets for Darren Turcotte; Jason Muzzatti claimed off waivers from the Calgary Flames.
NOVEMBER 6	Fired Paul Holmgren as head coach; Named Paul Maurice head coach.
NOVEMBER 29	Dan Kesa acquired from the Dallas Stars for Robert Petrovicky.
DECEMBER 1	Jeff Reese traded to the Tampa Bay Lightning for a 1996 ninth-round draft pick (Askhat Rakhmatullin).
DECEMBER 20	Acquired Jim Dowd and a 1997 second-round draft pick (later traded to Calgary in Steve Chiasson trade, Flames selected – Dmitri Kokorev) from the New Jersey Devils for Jocelyn Lemieux and a 1998 second-round draft pick; Jeff Brown and a 1998 third-round draft pick (later traded to Calgary in Steve Chiasson trade – Paul Manning) acquired from the Vancouver Canucks for Jim Dowd, Frantisek Kucera and a 1997 second-round draft pick (Ryan Bonni).
DECEMBER 28	Acquired Kevin Dineen from the Philadelphia Flyers for a 1997 seventh-round draft pick (later re-acquired from Philadelphia in Paul Coffey trade – Andrew Merrick)

1996

OCTOBER 1	Kent Manderville signed to a one-year contract following training camp tryout; Acquired Kevin Brown from the Mighty Ducks of Anaheim for Espen Knutsen.
OCTOBER 9	Acquired Paul Coffey, Keith Primeau and a 1997 first-round draft pick (Nikos Tselios) from the Detroit Red Wings in exchange for Brendan Shanahan and Brian Glynn.
OCTOBER 12	Acquired Stu Grimson off waivers from the Detroit Red Wings.
NOVEMBER 9	Acquired Curtis Leschyshyn from the Washington Capitals for Andrei Nikolishin.
DECEMBER 15	Acquired Kevin Haller, a 1997 first-round draft pick (traded on draft day 1997 – June 21 – to San Jose [Scott Hannan] for San Jose's 1997 second-round draft pick [Brad DeFauw] and 1998 third-round draft pick [Erik Cole]), and the Philadelphia Flyers' 1997 seventh-round draft pick (Andrew Merrick) for Paul Coffey and a 1997 third-round draft pick (Kris Mallette)

TRADES AND ACQUISITIONS

1997

MARCH 5	Acquired Steve Chiasson and a 1997 third-round draft pick (Francis Lessard) from the Calgary Flames for Glen Featherstone, Hnat Domenichelli, a 1997 second-round draft pick (Dimitri Kokorev) and a 1998-third round draft pick (Paul Manning).
MARCH 18	Acquired Bates Battaglia and a 1998 fourth-round draft pick (Josef Vasicek) from the Mighty Ducks of Anaheim for Mark Janssens; Acquired a 1998 eighth-round draft pick (Jaroslav Svoboda) from the Toronto Maple Leafs for Kelly Chase; Acquired Chris Murray from the Phoenix Coyotes for Gerald Diduck; Acquired Derek King from the New York Islanders for a 1997 fifth-round draft pick (Adam Edinger).
JUNE 27	Acquired Steve Leach from the St. Louis Blues for Alexander Godnyuk and a 1998 sixth-round draft pick (Brad Voth).
JULY 25	Acquired Enrico Ciccone from the Chicago Blackhawks for Ryan Risidore and a 1998 fifth-round draft pick (later traded to Toronto – Morgan Warren).
AUGUST 8	Traded Jason Muzzatti to New York Rangers for a 1998 fourth-round draft pick (Tommy Westlund).
AUGUST 11	Signed free agent Pat Jablonski.
AUGUST 14	Signed free agent Mike Fountain.
AUGUST 25	Acquired Gary Roberts and Trevor Kidd from the Calgary Flames in exchange for Andrew Cassels and Jean-Sebastien Giguere.
NOVEMBER 18	Acquired defenseman Sean Hill from the Ottawa Senators in exchange for Chris Murray.

1998

JANUARY 2	Traded Jeff Brown to the Toronto Maple Leafs in exchange for a 1999 fourth-round draft pick (pick later traded to Nashville along with future considerations for Eric Fichaud; Nashville selected Yevgeny Pavlov).
JANUARY 3	Acquired Martin Gelinis and Kirk McLean from the Vancouver Canucks in exchange for Sean Burke, Geoff Sanderson and Enrico Ciccone.
MARCH 2	Signed Mark McMahon to a multi-year contract.
MARCH 24	Acquired Ray Sheppard from the Florida Panthers in exchange for Kirk McLean.
MARCH 30	Signed Greg Koehler as a free agent.
JUNE 1	Acquired Randy Petruk from the Colorado Avalanche for a 1999 fifth-round draft pick (William Magnuson).
JULY 8	Signed 1998 fourth-round draft pick Tommy Westlund to a contract.
JULY 13	Signed Ron Francis as a free agent.
JULY 31	Acquired a conditional draft pick in the 1999 NHL Entry Draft from the Los Angeles Kings for Manny Legace.
AUGUST 11	Acquired David Karp and fourth-round draft pick in 2000 from the Mighty Ducks of Anaheim for Stu Grimson and Kevin Haller.
SEPTEMBER 10	Signed Arturs Irbe as a free agent.
DECEMBER 29	Acquired Paul Coffey from Chicago Blackhawks for Nelson Emerson.

1999

MARCH 6	Acquired Andrei Kovalenko from the Philadelphia Flyers for Adam Burt; Assistant coach Tom Webster named head coach of the Windsor Spitfires of the Ontario Hockey League (OHL).
MAY 26	Acquired a 1999 eighth-round draft pick (Antti Jokela) from the Philadelphia Flyers in exchange for prospect Francis Lessard.
JUNE 1	Signed 1997 first-round draft pick Nikos Tselios to multi-year contract.
JUNE 22	Head coach Paul Maurice signed to a three-year contract; Assistant coaches Randy Ladouceur and Kevin McCarthy each signed three-year contracts.
JUNE 25	Goaltender Trevor Kidd selected by the Atlanta Thrashers in the 1999 NHL Expansion Draft.
JUNE 26	Carolina selected David Tanabe with their first-round pick (16th overall) in the 1999 NHL Entry Draft (16th overall); Acquired goaltender Eric Fichaud from the Nashville Predators in exchange for Carolina's 1999 fourth-round draft pick (Yevgeny Pavlov) and future considerations.
JULY 15	Signed Josef Vasicek to multi-year contract.
AUGUST 4	Agreed to one-year contract with defenseman Steve Bancroft.
AUGUST 7	Agreed to contract terms with goaltender Mark Fitzpatrick.
AUGUST 31	Agreed to one-year contracts with Eric Dandenault, Jeff Daniels, Gilbert Dionne and Todd Simon.
OCTOBER 2	Signed David Tanabe to a three-year contract and Mike Rucinski to a one-year contract.

2000

JANUARY 23	Acquired Rod Brind'Amour, Jean-Marc Pelletier and a 2000 second-round draft pick (later traded to Colorado in Sandis Ozolinsh trade – Argis Saviels) from the Philadelphia Flyers in exchange for Keith Primeau and a 2000 fifth-round pick (later transferred to the NY Islanders – Kristofer Ottoson).
FEBRUARY 11	Eric Fichaud claimed off waivers by the Montreal Canadiens.
MARCH 14	Acquired Sandy McCarthy from the Philadelphia Flyers in exchange for Kent Manderville.
MARCH 26	Signed 1998 third-round draft pick Erik Cole to a multi-year contract.
MAY 18	Agreed to terms with 1998 draft picks Jaroslav Svoboda and Brent McDonald.
MAY 31	Signed defenseman Shaun Fisher to a multi-year contract. Traded Paul Ranheim to the Philadelphia Flyers for a 2002 eighth-round draft pick.
JUNE 2	Agreed to terms with 1998 draft pick Jeff Heerema.
JUNE 24	Acquired defenseman Sandis Ozolinsh and a 2000 second-round pick (Tomas Kurka) from the Colorado Avalanche in exchange for Nolan Pratt, a first-round draft pick (Vaclav Nedorost) and two second-round draft picks (Jared Aulin, Argis Saviels) in 2000.
JUNE 25	Acquired a 2000 fourth-round pick (Niclas Wallin) from the Atlanta Thrashers in exchange for a fourth-round draft pick (Blake Robson), a fifth-round draft pick (Matt McRae) and an eighth-round draft pick (Eric Bown) in 2000.
JULY 24	Agreed to terms on a five-year contract with defenseman Sandis Ozolinsh.
JULY 31	Signed free agent defenseman Kevin Hatcher.
AUGUST 4	Acquired forwards Rob DiMaio and Darren Langdon from the New York Rangers in exchange for Sandy McCarthy and a 2001 fourth-round draft pick; Signed forward Martin Gelinis to a contract extension.
AUGUST 9	Signed free agent goaltender Tyler Moss.

2001

MARCH 1	Acquired left wing Scott Pellerin from the Minnesota Wild for a third-round draft pick in the 2001 Entry Draft (later traded to NY Rangers – Garth Murray), the rights to left wing Ashkat Rakhmatullin and future considerations.
JUNE 1	Signed forward Brett Lysak to a multi-year contract.
JUNE 24	Acquired forward Chris Dingman from the Colorado Avalanche in exchange for a 2001 fifth-round draft pick (Mikko Vitanen).
JUNE 24	Acquired a 2001 fourth-round draft pick (Rob Zepp) from the Philadelphia Flyers in exchange for a 2002 third-round pick (later re-acquired by Carolina – Jesse Lane).
JULY 9	Acquired defenseman Aaron Ward from the Detroit Red Wings in exchange for a future second-round draft pick, which Detroit used in 2002 (Jiri Hudler).
JULY 11	Agreed to terms with forward Chris Dingman on a one-year contract.
JULY 15	Signed defenseman Igor Knyazev to a three-year contract.
JULY 17	Signed goaltender Tom Barrasso to a one-year contract.
SEPTEMBER 28	Claimed center Josh Holden from the Vancouver Canucks in the NHL Waiver Draft.
OCTOBER 5	Signed center Michael Zigomanis, goaltender Rob Zepp and left wing Ryan Murphy to multi-year contracts.
OCTOBER 25	Center Josh Holden claimed off waivers by the Vancouver Canucks.
DECEMBER 5	Acquired defenseman Sean Hill from the St. Louis Blues in exchange for defenseman Steve Halko and a 2002 fourth-round pick (Lane Manson).
DECEMBER 27	Acquired defenseman Kaspars Astashenko from the Tampa Bay Lightning in exchange for defenseman Harlan Pratt.

2002

JANUARY 16	Acquired defenseman Bret Hedican, forward Kevyn Adams and defenseman Tomas Malec from the Florida Panthers in exchange for defenseman Sandis Ozolinsh and center Byron Ritchie.
MARCH 5	Acquired goaltender Kevin Weekes from the Tampa Bay Lightning in exchange for forwards Chris Dingman and Shane Willis.
MARCH 20	Signed forward Ryan Bayda to a three-year contract.
APRIL 10	Signed defenseman Tomas Malec to a three-year contract.
JUNE 16	Signed General Manager Jim Rutherford to a multi-year contract.

JUNE 18	Signed Head Coach Paul Maurice and Assistant Coaches Randy Ladouceur and Kevin McCarthy to multi-year contracts.
JULY 9	Signed goaltender Daniel Boisclair to a three-year contract.
JULY 16	Signed defenseman Ed Hill to a three-year contract and defenseman Ryan Bast to a one-year contract.
JULY 24	Signed forward Brad Defauw to a two-year contract.
AUGUST 5	Signed defenseman Steve Halko to a one-year contract.
AUGUST 9	Signed forward Mike Watt to a one-year contract.
NOVEMBER 1	Acquired left wing Jan Hlavac and center Harold Druken from the Vancouver Canucks in exchange for defenseman Marek Malik and left wing Darren Langdon.
DECEMBER 11	Center Harold Druken claimed off of waivers by the Toronto Maple Leafs.
DECEMBER 30	Goaltender Patrick Desrochers acquired from the Phoenix Coyotes in exchange for goaltender Jean-Marc Pelletier.

2003

JANUARY 17	Claimed center Harold Druken off of waivers from the Toronto Maple Leafs.
FEBRUARY 7	Acquired right wing Pavel Brendl and defenseman Bruno St. Jacques from Philadelphia in exchange for right wing Sami Kapanen and defenseman Ryan Bast.
MARCH 9	Acquired a second-round draft pick in 2004 (later traded to Columbus – Kyle Wharton) from Toronto in exchange for defenseman Glen Wesley.
MARCH 11	Acquired right wing Radim Vrbata from Colorado in exchange for left wing Bates Battaglia.
MARCH 24	Signed defenseman Brad Fast to a multi-year contract.
MAY 29	Acquired defenseman Allan Rourke from Toronto in exchange for Harold Druken and Jeff Daw.
JUNE 21	Acquired defenseman Danny Markov and a third-round pick in the 2005 NHL Entry Draft from Phoenix in exchange for David Tanabe and Igor Knyazev.
JUNE 22	Acquired forward Marty Murray from Philadelphia in exchange for a sixth-round pick in the 2004 NHL Entry Draft (Frederik Cabana).
JULY 2	Signed free agent forward Joey Tetarenko to a one-year contract.
JULY 8	Signed free agent defenseman Glen Wesley to a one-year contract.
JULY 16	Acquired defenseman Bob Boughner from Calgary in exchange for a fourth-round pick in the 2004 NHL Entry Draft (Kristopher Hogg) and future considerations.
AUGUST 6	Signed free agent forward Chad LaRose to a three-year contract.
SEPTEMBER 30	Forward Jeff Heerema claimed off of waivers by the New York Rangers.
OCTOBER 3	Signed goaltender Jamie Storr to a one-year contract. Selected goaltender Jani Hurme in the NHL Waiver Draft and traded him to Atlanta for a fourth-round pick in 2004 (Brett Carson).
OCTOBER 6	Signed center Eric Staal to a three-year contract.
NOVEMBER 23	Left wing Jeff Daniels retired as a player and joined the Hurricanes front office in a prospect and player development capacity.
DECEMBER 15	Named Peter Laviolette head coach and Kevin McCarthy and Jeff Daniels assistant coaches. Relieved Paul Maurice, Randy Ladouceur and Don Edwards of their coaching duties.

2004

JANUARY 8	Randy Ladouceur joined the front office in a prospect and player development capacity.
JANUARY 20	Acquired right wing Justin Williams from Philadelphia in exchange for defenseman Danny Markov.
FEBRUARY 20	Acquired defenseman Chris Behan and Washington's third-round pick in 2004 (Casey Borer) from Colorado in exchange for defenseman Bob Boughner.
MARCH 9	Traded center Ron Francis to Toronto in exchange for a fourth-round pick in 2005.
MAY 6	Extended the team's affiliation agreement with Lowell (AHL) through the 2008-09 season; Lowell (AHL) coach Ron Smith announced retirement. Tom Rowe named head coach and general manager for Lowell.
MAY 13	Agreed to terms with goaltender Cam Ward on a multi-year contract.
MAY 21	Named Ron Smith a professional scout for the team.
JUNE 16	Traded goaltender Arturs Irbe to Columbus for future considerations.

JUNE 18	Acquired goaltender Martin Gerber from Anaheim in exchange for defenseman Tomas Malec and a third-round pick in the 2004 draft (Kyle Klubertanz).
JUNE 26	Hurricanes acquire the fourth overall pick in the first round of the 2004 Entry Draft (Andrew Ladd) in exchange for the eighth overall pick in the first round (Alexandre Picard) and a second-round pick (Kyle Wharton).
JUNE 29	Traded forward Jaroslav Svoboda to Dallas in exchange for a fourth-round pick in the 2005 Entry Draft.
JULY 15	Signed free agent defenseman Frantisek Kaberle to a two-year contract.
AUGUST 5	Signed free agent forward Matt Cullen to a one-year contract.
AUGUST 6	Signed goaltender Craig Kowalski to a two-year contract.
AUGUST 11	Signed free agent forwards Colin Forbes and Gordie Dwyer to one-year contracts.
SEPTEMBER 15	Signed defenseman Danny Richmond to a three-year contract.

2005

JULY 28	Signed goaltender Kevin Nastiuk to a multi-year contract.
JULY 29	Acquired defenseman Mike Commodore from Calgary in exchange for a third-round pick in the 2005 Entry Draft.
JULY 29	Acquired defenseman Andrew Hutchinson from Nashville in exchange for a third-round pick in the 2005 Entry Draft.
JULY 30	Traded forward Jeff O'Neill to the Toronto Maple Leafs in exchange for a conditional pick in the 2006 Entry Draft.
AUGUST 2	Signed forward Cory Stillman to a three-year contract.
AUGUST 4	Signed defenseman Oleg Tverdokovsky to a three-year contract.
AUGUST 4	Signed forwards Keith Aucoin and David Gove to one-year contracts.
AUGUST 6	Signed forward Ray Whitney to a two-year contract.
AUGUST 16	Signed defenseman Glen Wesley to a one-year contract.
AUGUST 16	Signed defenseman Chris Hajt to a one-year contract.
AUGUST 24	Signed forward Niklas Nordgren to a one-year contract.
SEPTEMBER 15	Signed forward Vince Bellissimo to a two-year contract.
SEPTEMBER 27	Signed forward Andrew Ladd to a three-year contract.
OCTOBER 3	Acquired forward Craig Adams from the Mighty Ducks of Anaheim in exchange for defenseman Bruno St. Jacques.
OCTOBER 4	Signed forward Kevin Estrada to a two-year contract.
DECEMBER 28	Acquired right wing Stephen Peat from Washington in exchange for left wing Colin Forbes; Assigned Peat to Lowell (AHL).
DECEMBER 28	Acquired center Krystofer Kolanos from the Phoenix Coyotes in exchange for right wing Pavel Brendl.
DECEMBER 29	Traded right wing Radim Vrbata to Chicago for future considerations.

2006

JANUARY 20	Acquired defenseman Anton Babchuk and Chicago's fourth-round pick in 2007 from Chicago in exchange for defenseman Danny Richmond and Columbus' fourth-round pick in 2006.
JANUARY 30	Acquired center Doug Weight and left wing Erkki Rajamaki from the St. Louis Blues in exchange for forwards Jesse Boulerice, Mike Zigomanis and Magnus Kahnberg. Carolina's first-round pick in the 2006 Entry Draft, Toronto's fourth-round pick in the 2006 Entry Draft and Chicago's fourth-round pick in 2007.
MARCH 9	Acquired right wing Mark Recchi from Pittsburgh in exchange for left wing Niklas Nordgren, center Krystofer Kolanos and a second-round pick in the 2007 NHL Entry Draft.
JULY 1	Signed goaltender John Grahame to a two-year contract.
JULY 6	Signed forward Trevor Letowski to a two-year contract.
JULY 7	Signed forward Patrick Dwyer to a two-year contract.
JULY 11	Signed forward Mike Angelidis to a three-year contract.
JULY 14	Signed defenseman Derrick Walser to a one-year contract.
JULY 18	Acquired forward Scott Walker from the Nashville Predators in exchange for forward Josef Vasicek. Signed forward Shane Willis to a one-year contract.
JULY 20	Signed defenseman J.D. Forrest to a one-year contract.
AUGUST 2	Signed forward Jesse Boulerice to a one-year contract.
AUGUST 4	Signed forward Ryan Bayda to a one-year contract.
AUGUST 24	Signed forward Joe Barnes to a three-year contract.
AUGUST 29	Signed defenseman David Tanabe to a one-year contract.
AUGUST 30	Signed forward Brad Isbister to a one-year contract.
AUGUST 31	Signed forward Stephen Peat to a one-year contract.

TRADES AND ACQUISITIONS

SEPTEMBER 29 Acquired forward Eric Belanger and defenseman Tim Gleason from the Los Angeles Kings in exchange for defenseman Oleg Tverдовsky and the rights to defenseman Jack Johnson.

NOVEMBER 21 Acquired forward Jakub Petruzalek and a conditional draft pick in 2008 from the New York Rangers in exchange for forward Brad Isbister.

NOVEMBER 29 Acquired defenseman Mark Flood from the Columbus Blue Jackets in exchange for defenseman Derrick Walser.

2007

JANUARY 8 Acquired defenseman Dennis Seidenberg from the Phoenix Coyotes in exchange for forward Kevyn Adams.

FEBRUARY 23 Acquired forward Anson Carter from the Columbus Blue Jackets in exchange for a fifth-round pick in 2008.

MARCH 26 Signed defenseman Noah Babin to a two-year contract.

APRIL 3 Signed forward Nicolas Blanchard to a three-year contract.

APRIL 10 Signed forward Bobby Hughes to a three-year contract.

APRIL 13 Signed forward Ray Whitney to a three-year contract.

MAY 17 Signed defenseman Casey Borer to a two-year contract.

MAY 18 Signed forward Jakub Petruzalek to a one-year contract.

MAY 31 Signed goaltender Cam Ward to a three-year contract.

JUNE 1 Signed defenseman Glen Wesley to a one-year contract.

JUNE 20 Signed forward Scott Walker to a three-year contract.

JUNE 23 Acquired goaltender Michael Leighton from the Montreal Canadiens in exchange for a seventh-round pick in 2007.

JULY 1 Signed forward Jeff Hamilton to a two-year contract.

JULY 2 Signed forward Jerome Samson to a three-year contract. Signed defenseman Joey Mormina, forward Trevor Gillies and forward Brandon Nolan to one-year contracts.

JULY 3 Signed forward Ryan Bayda, forward/defenseman Wade Brookbank, defenseman Tim Conboy and defenseman J.D. Forrest to one-year contracts.

JULY 17 Acquired forward Matt Cullen from the New York Rangers in exchange for D Andrew Hutchinson, forward Joe Barnes and a third-round pick in 2008.

JULY 27 Signed goaltender Michael Leighton to a one-year contract.

2008

JANUARY 8 Claimed right wing Sergei Samsonov on re-entry waivers from Chicago.

JANUARY 17 Traded right wing Craig Adams to the Chicago Blackhawks in exchange for future considerations.

JANUARY 31 Acquired forward Joe Jensen from Pittsburgh in exchange for forward David Gove.

FEBRUARY 7 Traded defenseman J.D. Forrest to San Jose in exchange for future considerations.

FEBRUARY 11 Acquired Joe Corvo and Patrick Eaves from Ottawa in exchange for Mike Commodore and Cory Stillman.

FEBRUARY 26 Acquired forward Tuomo Ruutu from Chicago in exchange for left wing Andrew Ladd.

MARCH 26 Signed forward Brandon Sutter to a three-year contract.

APRIL 16 Signed left wing Sergei Samsonov to a three-year contract; Signed center Stefan Chaput to a three-year, entry-level contract; Signed right wing Nick Dodge to a two-year, entry-level contract.

MAY 12 Signed defenseman Bryan Rodney to a one-year contract.

MAY 15 Signed defenseman Brett Bellemore to a three-year, entry-level contract.

MAY 19 Signed forward Harrison Reed to a three-year, entry-level contract.

JUNE 4 Signed right wing Patrick Eaves to a three-year contract.

JUNE 5 Defenseman Glen Wesley announced his retirement as a player and became Hurricanes' director of defensemen development.

JUNE 6 Signed goaltender Daniel Manzato to a one-year contract.

JUNE 9 Named Jeff Daniels head coach/general manager of the Albany River Rats (AHL); Named Tom Rowe assistant coach of the Carolina Hurricanes.

JUNE 11 Signed goaltender Michael Leighton to a two-year contract.

JUNE 13 Signed left wing Trevor Gillies to a one-year contract.

JUNE 19 Signed defenseman Tim Gleason to a three-year contract; Acquired the rights to left wing Darcy Hordichuk from Nashville in exchange for a fifth-round draft pick in 2010.

JUNE 24 Signed forward Tuomo Ruutu to a one-year contract.

JULY 1 Acquired defenseman Joni Pitkanen from Edmonton in exchange for forward Erik Cole; Signed defenseman Anton Babchuk to a one-year contract; Signed left wing Ryan Bayda and left wing/defenseman Wade Brookbank to one-year contracts; Signed defenseman Tim Conboy to a two-year contract.

JULY 2 Signed defenseman Joni Pitkanen to a three-year contract; Signed defenseman Josef Melichar to a one-year contract.

JULY 3 Signed forward Dwight Helminen to a one-year contract.

JULY 9 Signed forward Chad LaRose to a one-year contract.

JULY 12 Carolina Hurricanes and the Centennial Authority announce a five-year extension of the team's lease of the RBC Center, making the final year of the lease 2024.

JULY 14 Signed defenseman Mark Flood and forwards Patrick Dwyer and Joe Jensen to one-year contracts.

JULY 30 Signed forward Drayson Bowman to a three-year, entry-level contract.

SEPTEMBER 11 Signed center Eric Staal to a seven-year contract extension.

SEPTEMBER 15 Signed forward Matt Murley to a one-year contract.

OCTOBER 4 Signed forward Zach Boychuk to a three-year, entry-level contract.

OCTOBER 6 Signed free-agent forward Dan LaCouture to a one-year contract.

OCTOBER 31 Signed free-agent forward Michael Ryan to a one-year contract.

DECEMBER 3 Relieved Peter Laviolette of his head coaching duties; Named Paul Maurice head coach and Ron Francis associate head coach; Named Jason Karmanos vice president and assistant general manager.

DECEMBER 29 Suspended forward Dan LaCouture.

2009

FEBRUARY 7 Acquired forward Jussi Jokinen from Tampa Bay in exchange for Wade Brookbank, Josef Melichar and a fourth-round pick in 2009.

MARCH 4 Acquired forward Patrick O'Sullivan and Calgary's second-round pick in 2009 from Los Angeles in exchange for Justin Williams; traded O'Sullivan and Carolina's second-round pick in 2009 to Edmonton for Erik Cole and Edmonton's fifth-round pick in 2009.

MARCH 18 Signed goaltender Mike Murphy to a three-year, entry-level contract.

MARCH 29 Signed defenseman Jamie McBain to a three-year, entry-level contract.

MAY 20 Signed free-agent forward Matthew Pistilli to a three-year, entry-level contract.

MAY 29 Signed forward Chris Terry to a three-year, entry-level contract.

JUNE 15 Signed head coach Paul Maurice to a multi-year contract; Announced that Ron Francis will return to the bench with the title associate head coach/director of player personnel; Announced that Tom Barrasso will have the title of assistant coach and that assistant coaches Kevin McCarthy and Tom Rowe will remain in their roles.

JUNE 29 Signed forward Jussi Jokinen to a two-year contract.

JULY 1 Signed forward Erik Cole to a two-year contract.

JULY 2 Signed forward Chad LaRose to a two-year contract.

JULY 8 Signed free-agent forward Steve Goertzen, defenseman Casey Borer and goaltender Justin Peters to one-year contracts.

JULY 9 Signed free-agent defenseman Jay Harrison to a one-year contract.

JULY 15 Signed free-agent forward Tom Kostopoulos to a three-year contract; Signed free-agent defenseman Andrew Alberts to a two-year contract; Signed free-agent defenseman Zack Fitzgerald and forward Mike Angelidis to one-year contracts.

JULY 20 Signed defensemen Brett Carson and Bryan Rodney to one-year contracts.

JULY 23 Signed forward Tuomo Ruutu to a three-year contract.

JULY 24 Acquired defenseman Aaron Ward from Boston in exchange for forward Patrick Eaves and a fourth-round pick in 2010.

JULY 28 Bought out the remaining year of defenseman Frantisek Kaberle's contract.

AUGUST 18 Signed free-agent forward Stephane Yelle to a one-year contract.

AUGUST 31 Acquired forward Rob Hennigar from the New York Islanders in exchange for forward Bobby Hughes.

NOVEMBER, 1971 — The World Hockey Association awards franchise to sports enthusiasts and businessmen Howard Baldwin, John Colburn, Godfrey Wood and William Barnes.

JANUARY, 1972 — Jack Kelley, a highly successful coach at Boston University, joins the New England WHA franchise as coach and general manager. Newly formed team is named "WHALEERS" because it contains the letters of the new league and it carries with it a part of the New England heritage.

APRIL 19, 1972 — Larry Pleau becomes the first player to sign a Whalers contract. Later in the month, Brad Selwood, Rick Ley and Jim Dorey from the Toronto Maple Leafs and Tim Sheehy of Boston College/U.S. Olympic Team also join the club.

OCTOBER 12, 1972 — Whalers play their first WHA game. Rebounding from a 2-0 deficit, the Whalers defeat the visiting Philadelphia Blazers 4-3 before 14,442 spectators at the Boston Garden. Tommy Williams scores first Whalers goal and Larry Pleau collects first Whalers game-winning goal.

MAY 6, 1973 — Whalers defeat Winnipeg Jets 9-6 on national television (CBS) to gain World Trophy as the "Top Team" in the first season of the WHA. Jack Kelley is named later in month as the winner of the WHA's Coach-of-the-Year Trophy while center Terry Caffery is named the WHA's Top Rookie.

APRIL 6, 1974 — Whalers play their first game in Springfield, Mass. by coming back from a two-goal deficit to defeat the Chicago Cougars in the first game of the 1974 playoffs 6-4.

JANUARY 11, 1975 — Whalers play first hockey game at new Hartford Civic Center before a sellout crowd of 10,507. After falling behind, they battle back to defeat the San Diego Mariners 4-3 in overtime, with Garry Swain scoring at 5:45.

JANUARY 18, 1977 — Hartford plays host to the 1977 WHA All-Star Game. The East Division defeats the West Division 4-2 as future Whalers goaltender Louis Levasseur is selected Most Valuable Player for the East.

MAY 23, 1977 — Whalers outduel the NHL to sign the entire Howe family (Gordie, Mark and Marty) to long-term contracts.

JANUARY 18, 1978 — At 4:30 a.m., under the weight of snow and ice, the Hartford Civic Center Coliseum roof collapses. Springfield, Mass. welcomes the Whalers back and the "91 Club" is born. Over the next two years, the Whalers ask their fans to remain loyal while the Hartford roof is repaired and the building enlarged. Fewer than 300 people cancel their season tickets. When the building reopens, The "91 Club" has 4,200 members.

JUNE 22, 1979 — Whalers join the National Hockey League with three other WHA clubs - Edmonton, Quebec and Winnipeg - as the NHL expands to 21 teams for the 1979-80 season. The World Hockey Association officially ceases operation.

OCTOBER 11, 1979 — Whalers play their first NHL regular-season game at Minnesota. The North Stars win 4-1 with Gordie Roberts scoring the first Whalers NHL goal at 14:15 of the third period.

FEBRUARY 6, 1980 — After an absence of two years and 19 days, the Whalers are "Home At Last." The Whalers come back from a two-goal deficit to defeat the Los Angeles Kings 7-3 before a capacity crowd of more than 14,000 at the Hartford Civic Center.

APRIL 6, 1980 — The Whalers defeat the Detroit Red Wings 5-3 to finish their first NHL season and qualify for postseason play for the eighth straight year of their eight-year existence. The Whalers set six expansion team records.

JUNE 6, 1980 — Gordie Howe announces his retirement as a player, ending a 32-year career. He joins the Whalers front office.

FEBRUARY 18, 1981 — Gordie Howe's number 9 is officially retired.

MAY 2, 1983 — Emile Francis, after building winning teams in New York and St. Louis, joins the Whalers as president and general manager.

MARCH 24-APRIL 1, 1984 — Whalers collect seven points in their last six games and finish the season as the most improved team in the NHL. They total 66 points, 21 more than the previous season, and tie or break 57 club records.

FEBRUARY, 1985 — Ron Francis becomes first Whaler to play in two NHL All-Star Games. He also is named team captain on February 22 when the Whalers acquire Mike Liut and future considerations (Jorgen Pettersson) from Louis for veterans Greg Millen and former team captain Mark Johnson.

MARCH 10-29, 1985 — Whalers go on nine-game unbeaten streak, including club-record seven straight wins.

FEBRUARY 4, 1986 — The Whalers host the 38th NHL All-Star Game before a sellout crowd of 15,126. Bryan Trottier nets the game-winner in overtime to give the Wales Conference a thrilling 4-3 victory over the Campbell Conference all-stars. Sylvain Turgeon records an assist in the game.

APRIL 12, 1986 — The Whalers complete a three-game playoff sweep of regular-season Adams Division champ Quebec with a 9-4 victory at the Civic Center. John Anderson leads the Whalers attack with six points.

APRIL 29, 1986 — Montreal's Claude Lemieux scores at 5:55 of overtime to give the Canadiens a 2-1 victory over the Whalers in the seventh game of the Adams Division Championship series.

JUNE, 1986 — Emile Francis is named NHL Executive of the Year by both The Sporting News and The Hockey News.

DECEMBER 26, 1986 — Doug Jarvis supplants Garry Unger as the NHL's Ironman by participating in his 915th consecutive NHL game. In a close-checking "Jarvis-style" contest, the Whalers skate to a 1-1 tie with Montreal.

APRIL 4, 1987 — The Whalers score three goals in less than four minutes during the third period, overcoming a 3-2 deficit to beat the Rangers 5-3 and clinch first place in the Adams Division.

FEBRUARY 7, 1988 — Larry Pleau is named head coach of the Hartford Whalers. Pleau, 40, replaces Jack Evans, who served as the Whalers coach since the 1983-84 season.

FEBRUARY 9, 1988 — Kevin Dineen becomes the first Whaler to start in an NHL All-Star Game, helping lead the Wales Conference over the Campbell Conference 6-5 with two assists, including the game-winner to Mario Lemieux in overtime.

MARCH 29, 1988 — The Buffalo Sabres defeat the Quebec Nordiques 3-1, thus eliminating the Nordiques from the playoff race and clinching a playoff spot for the Whalers for the third straight year. The Whalers trailed the Nordiques by three points on March 19, but made up 10 points in as many days to push Quebec out of the playoffs.

SEPTEMBER 7, 1988 — The sale of the Hartford Whalers by the team's 16 partners to Donald Conrad and Richard Gordon is approved by the NHL Board of Governors.

JANUARY 20, 1989 — Gordie Howe, Rick Ley, Jack Kelley, Bob Schmertz, Frank Keyes and Ella Grasso are honored as charter inductees of the Hartford Whalers Hall of Fame.

MAY 11, 1989 — Ed Johnston is named vice president and general manager of the Whalers. Emile Francis retains position as team president (formally announced on June 6).

JUNE 7, 1989 — Former Whalers captain Rick Ley is named head coach of the Whalers, replacing Larry Pleau.

JUNE 18, 1989 — The NHL formally approves Richard Gordon and Colonial Realty as Whalers owners.

SEPTEMBER 6, 1989 — Whalers officially open their new training and practice facility at Avon Old Farms School.

MARCH 21, 1990 — Dave Keon and Howard Baldwin are inducted into the Whalers Hall of Fame at second annual induction ceremonies.

FEBRUARY 23, 1991 — Whalers clinch playoff spot for sixth straight season.

APRIL 1, 1991 — Pat Verbeek is only NHL player to lead team in goals scored and penalty minutes for second straight year.

JUNE 7, 1991 — Jim Roberts is named head coach of the Whalers, replacing Rick Ley.

NOVEMBER 26, 1991 — Defenseman Randy Ladouceur named the Whalers' 10th team captain in their 20-year history.

APRIL 1, 1992 — NHL players stage a strike, suspending the season for 10 days.

MAY 2, 1992 — Whalers extend the Montreal Canadiens to the second overtime in Game 7 of the Adams Division Semifinals. Russ Courtnall's goal at 12:02 a.m. (25:26 of OT) ends the Whalers' first NHL season to extend into May.

MAY 26, 1992 — Whalers name Brian Burke general manager, replacing Ed Johnston, who had been relieved of his duties on May 12.

JUNE 2, 1992 — Whalers introduce new uniforms. The club changes to a predominant navy blue color scheme after 20 seasons in green.

JUNE 15, 1992 — Whalers hire Paul Holmgren to replace Jim Roberts as head coach.

APRIL 16, 1993 — Whalers finish the season with a 26-52-6 record and miss the playoffs for the first time since 1985.

JUNE 26, 1993 — Whalers flip first round draft picks with San Jose and select Chris Pronger second overall in the 1993 NHL Entry Draft.

JUNE 30, 1993 — Emile Francis announces his retirement, ending a 47-year hockey career.

SEPTEMBER 1, 1993 — Brian Burke resigns as club president and general manager to join the NHL front office as executive vice president and director of hockey operations.

SEPTEMBER 8, 1993 — Paul Holmgren is named acting general manager. He remains as head coach. Assistant coach Pierre McGuire elevated to assistant general manager. Kevin Maxwell named director of player personnel. Paul Gillis moved from an assistant coach in Springfield to an assistant coach of Hartford.

NOVEMBER 17, 1993 — Paul Holmgren steps aside as head coach to concentrate on general manager duties. Pierre McGuire named head coach.

JUNE 28, 1994 — Whalers purchased by Peter Karmanos Jr., Thomas Thewes and Jim Rutherford (KTR) for \$47.5 million. Jim Rutherford named president and general manager. Paul Holmgren named head coach. Whalers draft Jeff O'Neill fifth overall as they host the 1994 NHL Entry Draft in the Civic Center.

MAY 3, 1995 — Whalers complete the abbreviated 1994-95 season with an increase in average attendance for the first time since 1987-88 (12.8%). Though they miss the playoffs for the third straight year, the Whalers have the NHL's best overtime record (4-0-5) for the second straight season.

JULY 27, 1995 — Whalers acquire Brendan Shanahan from St. Louis for Chris Pronger.

NOVEMBER 6, 1995 — Whalers replace head coach Paul Holmgren with Paul Maurice.

DECEMBER 28, 1995 — Whalers re-acquire Kevin Dineen from the Philadelphia Flyers for future considerations.

JANUARY 31-FEBRUARY 11, 1996 — The Whalers win the last five games of a six-game road trip, the best road trip in club history (5-1-0).

APRIL 14, 1996 — Whalers complete the season with their best record (34-39-9) since the 1989-90 season (38-33-9). The team's home record is 22-15-4, which is the Whalers' best home-ice record since 1986-87.

OCTOBER 9, 1996 — Whalers acquire Keith Primeau, Paul Coffey and a 1997 first-round draft pick from Detroit in exchange for Brendan Shanahan and Brian Glynn.

DECEMBER 15, 1996 — Whalers acquire Kevin Haller, a first-round and a seventh-round draft pick in 1997 from Philadelphia in exchange for Paul Coffey and a third-round draft pick in 1997.

JANUARY 18, 1997 — Whaler's head coach Paul Maurice serves as an assistant coach at the 47th All-Star Game. Geoff Sanderson represents the Whalers, scoring a goal.

MARCH 18, 1997 — Whalers complete four deals at the trading deadline. Acquired Derek King, Chris Murray, Bates Battaglia, a fourth-round draft pick in 1998 and an eighth-round draft pick in 1998 by the end of the day.

MARCH 26, 1997 — Whalers announce at a press conference that the team has signed an exit agreement with the Connecticut Development Authority to leave Hartford at the end of the season.

APRIL 13, 1997 — Kevin Dineen scores the game winner as Hartford scores a 2-1 win over the Tampa Bay Lightning in the franchise's final game in Hartford.

MAY 6, 1997 — Peter Karmanos announces that the team will relocate to Raleigh, N.C. The team will play in Greensboro, N.C. for the first two seasons while a new arena is being built.

JUNE 2, 1997 — Hurricanes open office in Morrisville, N.C. to prepare for first season in North Carolina.

JUNE 16, 1997 — Peter Karmanos and Jim Rutherford unveil logo for the first time.

AUGUST 25, 1997 — Carolina acquires Trevor Kidd and Gary Roberts from Calgary for Andrew Cassels and Jean-Sebastien Giguere.

SEPTEMBER 13, 1997 — Carolina plays its first preseason game against the New York Islanders at the Greensboro Coliseum.

OCTOBER 1, 1997 — Carolina opens the franchise's 19th NHL season and first as the Carolina Hurricanes at Tampa Bay with a 4-2 loss. Kevin Dineen scores the first goal for the Hurricanes.

OCTOBER 10, 1997 — Carolina registers its first win with a 2-1 victory over the New Jersey Devils. Steve Leach scores the game-winner.

JANUARY 3, 1998 — Carolina acquires Martin Gelinas and Kirk McLean from Vancouver for Sean Burke, Geoff Sanderson and Enrico Ciccone.

FEBRUARY 7, 1998 — The NHL shuts down for three weeks as NHL players compete at the Winter Olympics in Nagano, Japan. Carolina's Sami Kapanen plays for Team Finland, winning a Bronze Medal, and Keith Primeau completes the Olympic Tournament tied for third in scoring for Team Canada.

FEBRUARY 18, 1998 — Carolina tenders offer sheet to Sergei Fedorov. NHL disputes offer sheet, so it goes to an arbitrator, John Sands, who rules the offer sheet to be valid on Feb. 26, 1998. Detroit matches offer sheet shortly after ruling that same day.

MARCH 9, 1998 — Trevor Kidd named NHL Player of the Week after posting a 3-0-0 record with a .968 save percentage and a 1.00 gaa.

MARCH 24, 1998 — Peter Karmanos receives Lester Patrick Award, which is presented annually to those individuals who have performed "outstanding service to hockey in the United States."

MARCH 30, 1998 — Keith Primeau named NHL Player of the Week after totaling eight points (4g, 4a) and a (+7) in a 3-1-0 week.

APRIL 14, 1998 — Carolina eliminated from playoffs during the final week of the season for the fourth year in a row.

JULY 13, 1998 — Hurricanes sign franchise all-time leading scorer Ron Francis to a free agent contract.

OCTOBER 28, 1998 — Carolina shuts out the Chicago Blackhawks 2-0 to take over the Southeast Division lead. The Hurricanes never relinquish the lead, remaining in first place for 173 consecutive days.

NOVEMBER 2, 1998 — Goaltender Arturs Irbe named NHL Player of the Week (Oct. 26-Nov. 1) and NHL Player of the Month for October.

DECEMBER 29, 1998 — Hurricanes acquire future Hall of Fame defenseman Paul Coffey from the Chicago Blackhawks in exchange for Nelson Emerson.

JANUARY 24, 1999 — Arturs Irbe and Keith Primeau become the first Carolina Hurricanes to play in the NHL All-Star Game. It marks the first time since Kevin Dineen and Ulf Samuelsson participated in Rendez-Vous '87 that the organization has been represented by two players during all-star play.

FEBRUARY 9, 1999 — Ron Francis tallies a season-high five points (2g, 3a) in his 1,300th game as the Carolina Hurricanes defeat the Toronto Maple Leafs 6-5 in the team's last visit to Maple Leaf Gardens.

FEBRUARY 18, 1999 — Paul Coffey plays in his 1,300th game, joining Ron Francis as the only teammates in league history to accomplish the feat in the same season.

FEBRUARY 21, 1999 — Ray Sheppard becomes only player in NHL history to score 20 goals in a single season for six different clubs by tallying two goals in Carolina's 4-1 victory over the New York Islanders.

APRIL 9, 1999 — Carolina Hurricanes clinch the Southeast Division, marking the team's first division title since 1987.

APRIL 24, 1999 — Ray Sheppard scores at 17:05 of overtime as the Carolina Hurricanes defeat the Boston Bruins 3-2, their first playoff win since April 29, 1992.

MAY 2, 1999 — The Boston Bruins shut out the Hurricanes 2-0 to win the best-of-7 Eastern Conference Quarterfinals 4-2.

MAY 3, 1999 — Hurricanes defenseman Steve Chiasson dies in a one-car accident.

JUNE 10, 1999 — Hurricanes agree to a three-year affiliation with the Cincinnati Cyclones of the International Hockey League (IHL).

OCTOBER 29, 1999 — Carolina Hurricanes host the New Jersey Devils in their home opener at the new Raleigh Entertainment & Sports Arena.

NOVEMBER 5, 1999 — Captain Ron Francis becomes the sixth player in NHL history to reach 1,500 points.

NOVEMBER 7, 1999 — Carolina defeats the Washington Capitals 3-2 to earn its first win at the Entertainment & Sports Arena.

DECEMBER 23, 1999 — Paul Coffey becomes the first defenseman in league history to total 1,500 points. Along with Ron Francis, Coffey becomes part of the first pair of teammates to reach the milestone during the same season.

JANUARY 23, 2000 — Hurricanes acquire center Rod Brind'Amour, goaltender Jean-Marc Pelletier and a second-round pick in 2000 entry draft in exchange for Keith Primeau and a fifth-round draft pick in 2000.

FEBRUARY 5, 2000 — Competing in his first All-Star weekend, Sami Kapanen wins the fastest skater event during the Fed Ex/NHL Superskills contest with a time of 13.649 seconds.

APRIL 3, 2000 — Arturs Irbe named NHL Player of the Week for week ending April 2 by posting 3-1-0 record with a 1.75 goals against average, a .933 save percentage, and one shutout.

APRIL 8, 2000 — Head coach Paul Maurice becomes the franchise's all-time winningest coach with a 4-3 victory over the Atlanta Thrashers. The win surpassed Jack Evans total of 163.

JUNE 24, 2000 — Hurricanes acquire defenseman Sandis Ozolinsh and a second-round draft pick (Tomas Kurka) in 2000 from Colorado in exchange for Nolan Pratt, a first-round draft pick (Vaclav Nedorost) and two second-round picks (Jared Aulin, Argis Saviels) in 2000.

DECEMBER 18, 2000 — Hurricanes agree to a multi-year affiliation with the Lowell Lock Monsters of the American Hockey League (AHL).

FEBRUARY 4, 2001 — Defenseman Sandis Ozolinsh becomes the first Carolina Hurricane to start in an NHL All-Star Game.

MARCH 14, 2001 — Ron Francis earns an assist against Atlanta to become to first player to total 1,000 points with the franchise.

APRIL 4, 2001 — Jeff O'Neill becomes the first franchise player to score 40 goals in a season since Brendan Shanahan in 1995-96.

APRIL 6, 2001 — The Hurricanes defeat Atlanta 3-2 in Raleigh to clinch their second trip to the playoffs in three years.

JANUARY 2, 2002 — Ron Francis, playing in his 1,000th career game with the franchise, beats Byron Dafeo of the Boston Bruins for his 500th career NHL goal.

JANUARY 16, 2002 — Carolina acquires defenseman Bret Hedican, forward Kevyn Adams and defenseman Tomas Malec from Florida in exchange for defenseman Sandis Ozolinsh and center Byron Ritchie.

JANUARY 26, 2002 — Ron Francis assists on Jeff O'Neill's goal at Philadelphia to pass Ray Bourque for second on the NHL's all-time assist list.

MARCH 5, 2002 — The Hurricanes acquire goaltender Kevin Weekes from Tampa Bay in exchange for forwards Shane Willis and Chris Dingman.

APRIL 3, 2002 — The Hurricanes set a new single-season attendance record, breaking the franchise mark set in 1987-88. In all, 635,868 fans attend games during the 2001-02 regular season.

APRIL 10, 2002 — The Hurricanes defeat the Tampa Bay Lightning 4-2 at the Entertainment & Sports Arena to clinch their second Southeast Division title in four years.

APRIL 27, 2002 — Kevin Weekes shuts out New Jersey 1-0 in Game 6 of the Eastern Conference Quarterfinals at the Continental Airlines Arena as Carolina clinches the franchise's first playoff series win since 1986 and first best-of-7 series win.

MAY 13, 2002 — Carolina breaks or ties 18 franchise records in its 8-2 Game 6 victory over the Montreal Canadiens at the Molson Centre to clinch the Eastern Conference Semifinals 4-2. The victory marks the first time the franchise defeats Montreal in a postseason series.

MAY 28, 2002 — Martin Gelas scores at 8:05 of overtime to give the Hurricanes a 2-1 victory against Toronto in Game 6 of the Eastern Conference Finals at Air Canada Centre. With the win, Carolina clinches the first Conference championship in franchise history and earns its first trip to the Stanley Cup Finals.

JUNE 8-9, 2002 — The Hurricanes host Game 3 of the Stanley Cup Finals against Detroit, marking the first Stanley Cup finals game at the Entertainment & Sports Arena. The game goes into triple-overtime before the Red Wings' Igor Larionov scores at the 54:47 mark of overtime.

JUNE 20, 2002 — Ron Francis wins the Lady Byng Trophy and the King Clancy Trophy at the 2002 NHL Awards in Toronto.

SEPTEMBER 19, 2002 — A 20-year agreement with RBC Centura is announced to rename the Entertainment & Sports Arena as the RBC Center.

JANUARY 18, 2003 — Ron Francis plays in his 1,616th career NHL game, a 5-2 loss at New Jersey, moving past Larry Murphy (1,615) and into sole possession of third place on the NHL's all-time games played list.

MARCH 18, 2003 — Damian Surma scores his first career NHL goal in his first game, becoming the fifth Hurricane to accomplish that feat during the 2002-03 season (Jeff Heerema, Tomas Kurka, Mike Zigomanis, Brad DeFauw). Surma was the eighth and final Hurricane to score his first NHL goal during the season.

APRIL 6, 2003 — The Hurricanes set a new single-season attendance record, breaking the franchise mark set the previous season. In total, 642,973 fans attend games at the RBC Center during the 2002-03 hockey season.

DECEMBER 15, 2003 — The Hurricanes name Peter Laviolette as the franchise's 11th head coach. Kevin McCarthy is retained as an assistant coach and former Hurricane player Jeff Daniels is also named assistant coach. Paul Maurice, Randy Ladouceur and Don Edwards are relieved of their coaching duties.

MARCH 5, 2004 — Kevyn Adams beats Atlanta's Pasi Nurminen with 0.4 seconds left in overtime and the Thrashers on the power-play to break the franchise record for shorthanded goals in a season (5).

JUNE 26-27, 2004 — The Hurricanes host the NHL Entry Draft at the RBC Center, drawing 15,672 fans for day one - the largest draft crowd in more than a decade. Carolina makes noise on the floor as well, trading the eighth overall selection and a second-round pick for the fourth overall selection, taking top-rated North American skater Andrew Ladd.

SEPTEMBER 15, 2004 — NHL Commissioner Gary Bettman confirms that NHL teams will not play until the Collective Bargaining Agreement is replaced, delaying the start of the 2004-05 season.

FEBRUARY 16, 2005 — NHL Commissioner Gary Bettman announces the cancellation of the 2004-05 season.

JULY 22, 2005 — NHL Board of Governors ratifies new six-year Collective Bargaining Agreement with the NHLPA.

OCTOBER 7, 2005 — Cam Ward earns his first NHL win, stopping Ziggy Palffy, Mario Lemieux and Sidney Crosby in Carolina's first shootout game and first win of 2005-06.

JANUARY 19, 2006 — Carolina wins its ninth straight game, marking the second nine-game win streak of the season and in franchise history. The Hurricanes become just the fifth team in NHL history to post two win streaks of nine games or more in a single season.

JANUARY 31, 2006 — Hurricanes win 8-2 at Montreal for their 13th win in January making Carolina the seventh team in NHL history to win 13 games in a month.

MARCH 31, 2006 — Hurricanes win their 48th game of the season to clinch their third Southeast Division title with a 3-2 win against Florida. Carolina would go on to a 52-22-8 overall record, finishing second in the Eastern Conference standings and setting franchise highs for wins and points (112) in a season.

MAY 2, 2006 — Cory Stillman scores 1:19 into overtime of Game 6 at Montreal for Carolina's fourth-straight win against the Canadiens after falling behind 2-0 in the teams' Eastern Conference Quarterfinals series.

MAY 5, 2006 — Cam Ward records his first NHL shutout as Carolina defeats New Jersey 6-0 in Game 1 of the Eastern Conference Semifinals. The Hurricanes would go on to win the series 4-1.

JUNE 1, 2006 — Carolina defeats Buffalo 4-2 in Game 7 of the Eastern Conference Finals, sending the Hurricanes to the Stanley Cup Finals for the second time in four years and the second time in franchise history.

JUNE 19, 2006 — Justin Williams scores into an empty net with 1:01 remaining in the third period to give Carolina a 3-1 win in Game 7 of the Stanley Cup Finals. The win marks the first Stanley Cup championship in franchise history and the first major professional sports championship in North Carolina. Cam Ward wins the Conn Smythe Trophy as the playoffs' Most Valuable Player.

JUNE 22, 2006 — Rod Brind'Amour wins the Frank J. Selke Trophy at the NHL Awards in Vancouver.

FEB. 8, 2007 — Ray Whitney sets a franchise record scoring three even-strength goals in a 1:40 span in the second period of Carolina's 5-2 win at Boston. The feat marks the fastest three even-strength goals in the NHL since Bill Mosienko scored three times in :21 in his Blackhawks' 7-6 win at NY Rangers, March 23, 1952.

MARCH 24, 2007 — Hurricanes establish a new single-season attendance record of more than 650,000 fans when they host an overflow crowd of 18,763 against San Jose. Carolina finishes the season having hosted 712,861 fans in its 41 home games, an average of 17,387 fans per game and 93.3% of the RBC Center's capacity.

JUNE 14, 2007 — Rod Brind'Amour wins the Frank J. Selke Trophy at the NHL Awards in Toronto.

JUNE 5, 2008 — Glen Wesley announces his retirement as a player and is named director of defensemen development. President/General Manager Jim Rutherford announces that Wesley's No. 2 jersey would be retired to the RBC Center rafters. Wesley retired as the Hurricanes' all-time games-played leader, having played in 728 regular-season games since the team's relocation to North Carolina in 1997. He played 913 games with the franchise, second only to Hall of Famer Ron Francis (1,186).

JULY 12, 2008 — Carolina Hurricanes and the Centennial Authority announce a five-year extension of the team's lease of the RBC Center, making the final year of the lease 2024.

SEPTEMBER 10, 2008 — The Carolina Hurricanes unveil their alternate third uniform at a news conference on the ice at the RBC Center. Tim Gleason, Eric Staal and Cam Ward model the team's newest look, which includes a primarily black jersey with the secondary flag logo on the chest, black pants and black helmets. The team announces that the new uniforms will be worn in a game for the first time when the Hurricanes host Detroit on Oct. 13, and will be worn for 15 home games in 2008-09.

SEPTEMBER 11, 2008 — Signed center Eric Staal to a seven-year contract extension, which will begin in 2009-10 and will run through 2015-16.

DECEMBER 3, 2008 — Paul Maurice is named head coach and Ron Francis is named associate head coach; Peter Laviolette relieved of his head coaching duties.

MARCH 7, 2009 — The Hurricanes score a 9-3 win at Tampa Bay, marking the most goals in a game for the team since relocating to North Carolina. Eric Staal scores four goals marking the first time a player had scored four goals since relocation, and the third time the feat was accomplished in franchise history. Staal's six points set a Hurricanes record and tied the franchise record for points in a game.

MARCH 28, 2009 — The Hurricanes finish March 2009 with a 10-1-2 record (22 points), making it the best March, and second-best month, in franchise history (January 2006: 13-1-0 – 26 points).

APRIL 7, 2009 — Cam Ward earns his 39th win of the season in Carolina's 9-0 rout of the New York Islanders. For Ward, the win breaks Martin Gerber's franchise record of 38 wins set in 2005-06, and marks his franchise-best tying sixth shutout of the season. The game marks Eric Staal's fourth hat trick of the season, setting a new franchise mark in that category. For the Hurricanes, it marks their 45th win of the regular season – the second-best wins total in franchise history next to 2005-06.

APRIL 9, 2009 — The Hurricanes' franchise-record 12-game home winning streak is snapped in a 5-1 loss against Buffalo. The 12-game home winning streak shatters the previous franchise-best nine-game home winning streak accomplished twice during the championship 2005-06 season.

APRIL 28, 2009 — "The Shock at the Rock" — Trailing 3-2 with 1:20 remaining in regulation, Jussi Jokinen scores the tying goal in Game 7 of the Eastern Conference Quarterfinals at New Jersey's Prudential Center. Eric Staal then beats Martin Brodeur with 32 seconds remaining and the Hurricanes advance to the second round.

MAY 14, 2009 — Scott Walker beats Tim Thomas 18:46 into overtime of Game 7 of the Eastern Conference Semifinals at TD Banknorth Garden to give the Hurricanes a 3-2 win. The Hurricanes become just the fourth team to advance to the Eastern Conference Finals three times in the first decade of the 2000s, joining New Jersey, Philadelphia and Pittsburgh in that group.

CLOSING GAME ROSTER vs. *Florida Panthers (home 4/7/07)*

2	Glen Wesley	D	12	Eric Staal	C	24	Scott Walker	RW	44	Patrick Eaves (injured)	RW
4	Dennis Seidenberg	D	13	Ray Whitney	LW	26	Erik Cole	LW	45	David Tanabe (injured)	D
5	Frantisek Kaberle	D	14	Sergei Samsonov	LW	28	Andrew Hutchinson	D	47	John Grahame	G
6	Bret Hedican	D	15	Tuomo Ruutu	LW	30	Cam Ward	G	51	Jeff Hamilton (scratch)	F
7	Niclas Wallin	D	17	Rod Brind'Amour (injured)	C	37	Keith Aucoin	RW	59	Chad LaRose	RW
8	Matt Cullen	C	18	Ryan Bayda	LW	38	Tim Conboy (scratch)	D	77	Joe Corvo	D
11	Justin Williams (injured)	RW	19	Trevor Letowski	RW	42	Tim Gleason	D			

FINAL SOUTHEAST DIVISION STANDINGS

	GP	W	L	OT	GF	GA	PTS
WASHINGTON	82	43	31	8	242	231	94
CAROLINA*	82	43	33	6	252	249	92
FLORIDA	82	38	35	9	216	226	85
ATLANTA	82	34	40	8	216	272	76
TAMPA BAY	82	31	42	9	223	267	71

*Did not make playoffs.

FINAL STATISTICS (*Hurricanes games only*)

PLAYER	SCORING (*Rookies)							
	GP	G	A	PTS	PIM	PP	SH	GW
ERIC STAAL	82	38	44	82	50	14	0	7
RAY WHITNEY	66	25	36	61	30	6	0	4
ERIK COLE	73	22	29	51	76	10	0	4
ROD BRIND'AMOUR	59	19	32	51	38	6	0	4
MATT CULLEN	59	13	36	49	32	8	0	1
CORY STILLMAN	55	21	25	46	14	10	0	6
SERGEI SAMSONOV	38	14	18	32	10	3	0	2
SCOTT WALKER	58	14	18	32	115	4	2	4
JUSTIN WILLIAMS	37	9	21	30	43	2	0	0
JEFF HAMILTON	58	9	15	24	10	7	0	1
CHAD LAROSE	58	11	12	23	46	0	1	2
FRANTISEK KABERLE	80	0	22	22	30	0	0	0
JOSEPH CORVO	23	7	14	21	8	5	0	2
TIM GLEASON	80	3	16	19	84	0	0	0
ANDREW LADD	43	9	9	18	31	0	0	1
TREVOR LETOWSKI	75	9	9	18	30	0	1	1
BRET HEDICAN	66	2	15	17	70	0	0	0
DENNIS SEIDENBERG	47	0	15	15	18	0	0	0
KEITH AUCOIN	38	5	8	13	10	0	0	0
MIKE COMMODORE	41	3	9	12	74	0	0	0
TUOMO RUUTU	17	4	7	11	16	3	0	0
NICLAS WALLIN	66	2	6	8	54	0	0	0
GLEN WESLEY	78	1	7	8	52	0	0	1
RYAN BAYDA	31	3	3	6	28	0	0	0
CRAIG ADAMS	40	2	3	5	34	0	0	0
PATRICK EAVES	11	1	4	5	4	1	0	0
TIM CONBOY*	19	0	5	5	60	0	0	0
CASEY BORER*	11	1	2	3	4	0	0	0
DAVID TANABE	18	1	2	3	8	0	0	0
WADE BROOKBANK	32	1	1	2	76	0	0	0
JOE JENSEN*	6	1	0	1	2	0	0	1
BRANDON NOLAN*	6	0	1	1	0	0	0	0
JOHN GRAHAME	17	0	1	1	4	0	0	0
CAM WARD	69	0	1	1	4	0	0	0
JOEY MORMINA*	1	0	0	0	0	0	0	0
MICHAEL LEIGHTON	3	0	0	0	0	0	0	0

GOALTENDING

PLAYER	GP	MINS	GA	GAA	SO	W-L-OT
MICHAEL LEIGHTON	3	158	7	2.66	0	1-1-0
CAM WARD	69	3930	180	2.75	4	37-25-5
JOHN GRAHAME	17	848	53	3.75	0	5-7-1

SEASON HIGHLIGHTS

- Center Eric Staal becomes the sixth-fastest player in franchise history (268 games) to score 100 goals when he beats Johan Holmqvist in a 4-3 win vs. TB. – Nov. 23, 2007.
- Eric Staal represents the Eastern Conference at the NHL All-Star Game in Atlanta. Staal is named the Game's Most Valuable Player with two goals and an assist on Marc Savard's game-winner, helping the Eastern Conference to an 8-7 win. It marked the first All-Star Game MVP for a player in franchise history. – Jan. 27, 2008.
- Defenseman Glen Wesley passes Tim Horton (1,446) on the NHL's all-time games played list for defensemen. – March 12, 2008.
- Glen Wesley announces his retirement as a player and is named director of defenseman development. President/General Manager Jim Rutherford announces that Wesley's No. 2 jersey would be retired to the RBC Center rafters. – June 5, 2008.

COMPLETE RESULTS (*Overtime **Shootout)

DATE	W/L	SCORE	OPP.	DATE	W/L	SCORE	OPP.
10/3	OT	2-3*	MTL	1/2	OT	4-5*	ATL
10/5	W	4-1	PIT	1/4	W	4-3	at ATL
10/6	L	0-2	at WSH	1/5	L	0-1	at STL
10/9	W	7-1	at TOR	1/8	W	1-0	at BOS
10/11	W	5-3	at OTT	1/10	L	1-4	NJD
10/13	W	3-1	at MTL	1/12	L	4-5	COL
10/19	OT	3-4**	at PIT	1/15	L	4-5	at TOR
10/20	OT	2-3*	at PHI	1/17	L	1-5	at OTT
10/22	W	3-1	VAN	1/18	W	7-2	EDM
10/24	W	6-2	BUF	1/21	W	3-2*	at NYI
10/26	L	4-7	MTL	1/22	L	3-6	NYI
10/27	W	8-3	at NYI	1/29	W	3-1	NYR
10/31	L	2-4	at FLA	1/31	W	3-2*	TOR
11/3	W	4-2	FLA	2/2	L	1-4	at PIT
11/5	W	5-0	WSH	2/5	L	0-1	at NSH
11/8	L	1-5	TB	2/8	W	2-1	at WSH
11/10	W	5-3	at ATL	2/9	L	1-6	at NJ
11/12	W	4-3	at FLA	2/12	W	3-2	at BOS
11/14	L	1-6	at TB	2/14	W	4-2	PIT
11/16	L	0-3	ATL	2/16	W	5-4	FLA
11/17	W	2-1	FLA	2/18	L	1-5	at NJ
11/21	L	3-6	PHI	2/19	OT	2-3**	BOS
11/23	W	4-3	TB	2/21	W	5-3	ATL
11/24	L	2-5	at WSH	2/23	W	6-3	WSH
11/28	L	1-3	PHI	2/26	W	2-1*	NJ
11/30	W	4-3	WSH	2/28	L	2-4	NYR
12/1	L	1-8	at BUF	3/1	W	5-1	TB
12/3	W	4-0	at NYR	3/5	W	6-3	at ATL
12/6	L	1-2	at TB	3/6	W	3-2	MIN
12/8	W	5-1	at MTL	3/8	W	4-3*	BUF
12/9	L	2-5	at DET	3/12	W	3-0	at CHI
12/12	L	0-6	OTT	3/14	L	1-7	at BUF
12/14	L	3-4	CGY	3/16	W	5-1	OTT
12/15	W	6-5**	at PHI	3/19	W	5-3	at ATL
12/18	W	3-2*	TOR	3/20	W	2-1**	at FLA
12/20	L	4-5	at FLA	3/25	OT	2-3**	WSH
12/22	W	4-1	at TB	3/28	W	7-1	ATL
12/26	L	2-4	at NYR	3/29	L	1-2	at TB
12/28	W	4-3	BOS	4/1	L	1-4	at WSH
12/29	L	1-4	at CBJ	4/2	W	6-2	TB
12/31	L	1-4	NYI	4/4	L	3-4	FLA

MAJOR TRADES**01/08/08** – Claimed left wing Sergei Samsonov on re-entry waivers from Chicago.**01/17/08** – Traded right wing Craig Adams to Chicago for future considerations.**01/31/08** – Acquired forward Joe Jensen from Pittsburgh in exchange for forward David Gove.**02/11/08** – Acquired defenseman Joe Corvo and right wing Patrick Eaves from Ottawa in exchange for defenseman Mike Commadore and left wing Cory Stillman.**02/26/08** – Acquired forward Tuomo Ruutu from Chicago in exchange for left wing Andrew Ladd.

2006-07 IN REVIEW

CLOSING GAME ROSTER *vs. Florida Panthers (home 4/7/07)*

2	Glen Wesley	D	12	Eric Staal	C	26	Erik Cole	LW	59	Chad LaRose	RW
4	Dennis Seidenberg	D	13	Ray Whitney	LW	27	Craig Adams	RW	61	Cory Stillman	LW
5	Frantisek Kaberle	D	16	Andrew Ladd	LW	28	Andrew Hutchinson	D	63	Josef Vasicek	C
6	Bret Hedican (injured)	D	17	Rod Brind'Amour	C	30	Cam Ward	G	77	Anson Carter (scratch)	RW
7	Niclas Wallin	D	19	Trevor Letowski	RW	45	David Tanabe	D			
8	Tim Gleason (injured)	C	22	Mike Commodore	D	47	John Grahame	G			
11	Justin Williams	RW	24	Scott Walker	RW	48	Anton Babchuk (scratch)	D			

FINAL SOUTHEAST DIVISION STANDINGS

	GP	W	L	OT	GF	GA	PTS
ATLANTA	82	43	28	11	246	245	97
TAMPA BAY	82	44	33	5	253	261	93
CAROLINA*	82	40	34	8	241	253	88
FLORIDA	82	35	31	16	247	257	86
WASHINGTON	82	28	40	14	235	286	70

*Did not make playoffs.

COMPLETE RESULTS *(*Overtime **Shootout)*

DATE	W/L	SCORE	OPP.	DATE	W/L	SCORE	OPP.
10/4	OT	2-3**	BUF	1/2	L	0-3	at PIT
10/6	L	0-4	NJ	1/4	L	0-2	PHX
10/7	L	2-5	at WSH	1/6	W	4-2	NYI
10/11	L	3-6	at FLA	1/9	W	4-1	at TOR
10/13	W	4-3	at ATL	1/11	W	6-4	FLA
10/14	W	5-1	at PIT	1/13	OT	3-4**	ATL
10/16	W	5-1	at TB	1/16	W	3-2*	at FLA
10/20	L	4-5	at BUF	1/18	L	2-5	WSH
10/21	OT	3-4*	at NYI	1/20	OT	5-6**	TB
10/25	W	5-4*	ATL	1/26	W	6-2	WSH
10/26	L	1-5	at TB	1/27	L	3-7	at WSH
10/28	W	6-4	TB	1/30	L	1-4	TOR
11/1	W	5-2	at ATL	2/1	L	0-4	TB
11/2	L	0-4	MTL	2/3	OT	3-4*	BOS
11/4	W	3-2	at OTT	2/6	W	2-1	at MTL
11/7	OT	2-3**	at NJ	2/8	W	5-2	at BOS
11/9	W	5-0	WSH	2/10	L	4-5	at MIN
11/11	W	6-2	PIT	2/13	W	2-1	LAK
11/13	L	4-7	BUF	2/15	L	1-4	NYR
11/15	W	2-1	NYR	2/17	W	5-3	at MTL
11/17	W	4-1	at WSH	2/20	L	1-3	ATL
11/18	W	5-4	DAL	2/22	W	3-2*	PHI
11/21	L	0-4	at NYR	2/24	W	4-1	at ATL
11/22	L	2-4	at NYI	2/27	L	2-4	OTT
11/24	W	5-1	at BOS	2/28	L	0-2	at OTT
11/28	L	1-4	OTT	3/2	W	3-2	PIT
11/30	W	4-2	MTL	3/4	L	1-3	at ATL
12/2	W	5-2	BOS	3/9	W	3-0	at WSH
12/5	L	0-3	at CGY	3/11	L	1-2**	at NYR
12/6	L	1-3	at EDM	3/13	W	3-1	FLA
12/8	OT	3-4*	at VAN	3/15	L	2-3	NJ
12/11	L	2-5	at COL	3/17	W	7-2	at NJ
12/15	L	3-4	TOR	3/22	W	4-3	WSH
12/16	W	3-2	at TB	3/24	W	6-4	SJ
12/19	W	2-1	at PHI	3/27	L	1-6	at TOR
12/22	W	5-1	NYI	3/28	L	1-5	at PHI
12/23	W	3-2*	at FLA	3/30	L	2-4	TB
12/26	W	4-2	FLA	4/1	W	4-3*	at FLA
12/28	L	1-4	at BUF	4/3	L	2-3	at TB
12/29	W	4-2	ANA	4/6	L	1-4	ATL
12/31	L	2-5	PHI	4/7	W	5-4*	FLA

MAJOR TRADES

09/29/06 – Acquired center Eric Belanger and defenseman Tim Gleason from Los Angeles in exchange for the rights to defenseman Jack Johnson and defenseman Oleg Tverdokvsky.

01/08/07 – Acquired defenseman Dennis Seidenberg from Phoenix in exchange for center Kevyn Adams.

02/09/07 – Acquired center Josef Vasicek from Nashville in exchange for center Eric Belanger.

02/23/07 – Acquired forward Anson Carter from Columbus in exchange for a 2008 fifth-round draft pick.

FINAL STATISTICS *(Hurricanes games only)*

PLAYER	SCORING <i>(*Rookies)</i>							
	GP	G	A	PTS	PIM	PP	SH	GW
RAY WHITNEY	81	32	51	83	46	6	0	6
ROD BRIND'AMOUR	78	26	56	82	46	9	2	5
ERIC STAAL	82	30	40	70	68	12	1	1
JUSTIN WILLIAMS	82	33	34	67	73	12	2	8
ERIK COLE	71	29	32	61	76	9	0	4
SCOTT WALKER	81	21	30	51	45	6	0	6
MIKE COMMODORE	82	7	22	29	113	0	2	1
CORY STILLMAN	43	5	22	27	24	1	0	0
ANDREW LADD	65	11	10	21	46	2	0	3
ERIC BELANGER	56	8	12	20	14	3	0	1
CHAD LAROSE	80	6	12	18	10	0	2	0
DAVID TANABE	60	5	12	17	44	2	0	0
CRAIG ADAMS	82	7	7	14	54	0	1	1
ANDREW HUTCHINSON	41	3	11	14	30	2	0	0
ANTON BABCHUK	52	2	12	14	30	0	0	2
GLEN WESLEY	68	1	12	13	56	0	1	1
NICLAS WALLIN	67	2	8	10	48	0	0	0
BRET HEDICAN	50	0	10	10	36	0	0	0
JOSEF VASICEK	25	2	7	9	22	0	0	0
FRANTISEK KABERLE	27	2	6	8	20	1	0	1
TREVOR LETOWSKI	61	2	6	8	18	0	0	0
TIM GLEASON	57	2	4	6	57	1	0	0
DENNIS SEIDENBERG	20	1	5	6	2	0	0	0
KEVYN ADAMS	35	2	2	4	17	0	1	0
JOHN GRAHAME	28	0	3	3	2	0	0	0
RYAN BAYDA	9	1	1	2	2	0	0	0
KEITH AUCOIN	8	0	1	1	0	0	0	0
ANSON CARTER	10	1	0	1	2	1	0	0
CAM WARD	60	0	1	1	6	0	0	0
DAVID GOVE	1	0	0	0	0	0	0	0

GOALTENDING						
PLAYER	GP	MINS	GA	GAA	SO	W-L-OT
JOHN GRAHAME	28	1515	72	2.85	0	10-13-2
CAM WARD	60	3422	167	2.93	2	30-21-6

SEASON HIGHLIGHTS

- The Hurricanes open the season against their 2006 Eastern Conference Finals opponent, Buffalo, and raise their 2006 Stanley Cup Champions banner to the RBC Center's rafters in front of an overflow crowd of 18,840. – Oct. 4, 2006.
- Hurricanes goaltender Cam Ward records his first NHL regular-season shutout as Carolina scores a 5-0 win at Washington. – Nov. 9, 2006.
- Hurricanes forwards Eric Staal and Justin Williams represent the Eastern Conference at the NHL All-Star Game in Dallas, each notching a goal. It marks the first time since 1999 that two members of the Hurricanes have gone to an All-Star Game. – Jan. 24, 2007.
- Ray Whitney sets a franchise record scoring three even-strength goals in a 1:40 span in the second period of Carolina's 5-2 win at Boston. The feat marks the fastest three even-strength goals in the NHL since Bill Mosienko scored three times in :21 in his Blackhawks' 7-6 win at NY Rangers, March 23, 1952. – Feb. 8, 2007.
- Hurricanes establish a new single-season attendance record of more than 650,000 fans when they host an overflow crowd of 18,763 against San Jose. Carolina finishes the season having hosted 712,861 fans in its 41 home games, an average of 17,387 fans per game and 93.3% of the RBC Center's capacity. – March 24, 2007.
- Rod Brind'Amour wins the Frank J. Selke Trophy at the NHL Awards in Toronto. – June 14, 2007.

CLOSING GAME ROSTER vs. *Buffalo Sabres* (home 4/18/06)

2	Glen Wesley	D	12	Eric Staal	C	24	Andrew Hutchinson (scr.)	D	59	Chad LaRose	RW
4	Aaron Ward	D	13	Ray Whitney (injured)	LW	26	Erik Cole (injured)	LW	61	Cory Stillman	LW
5	Frantisek Kaberle	D	14	Kevyn Adams	C	27	Craig Adams	RW	63	Josef Vasicek	C
6	Bret Hedican	D	16	Andrew Ladd (scratch)	LW	29	Martin Gerber	G	70	Oleg Tverdovsky	D
7	Niclas Wallin	D	17	Rod Brind'Amour	C	30	Cam Ward	G			
8	Matt Cullen	C	18	Mark Recchi	RW	39	Doug Weight	C			
11	Justin Williams	RW	22	Mike Commodore	D	48	Anton Babchuk (scratch)	D			

FINAL SOUTHEAST DIVISION STANDINGS

	GP	W	L	OT	GF	GA	PTS
CAROLINA*	82	52	22	8	294	260	112
TAMPA BAY	82	43	33	6	252	260	92
ATLANTA	82	41	33	8	281	275	90
FLORIDA	82	37	34	11	240	257	85
WASHINGTON	82	29	41	12	237	306	70

*Def. Montreal in Eastern Conf. Quarterfinals, 4-2; Def. New Jersey in Eastern Conf. Semifinals, 4-1; Def. Buffalo in Eastern Conf. Finals, 4-3; Def. Edmonton in Stanley Cup Final 4-3.

COMPLETE RESULTS (*Overtime **Shootout)

DATE	W/L	SCORE	OPP.	DATE	W/L	SCORE	OPP.
10/5	L	2-5	at TB	1/10	W	3-2	DET
10/7	W	3-2**	PIT	1/13	W	5-4*	NSH
10/8	L	2-3	at NYI	1/15	W	4-2	STL
10/12	W	7-2	WSH	1/17	W	4-3**	at PHI
10/15	W	6-1	at NJ	1/19	W	4-3	NYI
10/20	OT	4-5*	at TOR	1/21	L	2-5	at WSH
10/22	W	4-0	at WSH	1/23	W	7-3	MTL
10/24	W	3-2	OTT	1/25	W	4-3**	at FLA
10/26	W	4-3*	BOS	1/26	W	5-1	at ATL
10/28	W	8-6	PHI	1/28	W	4-1	ATL
10/29	W	5-3	at PIT	1/31	W	8-2	at MTL
11/3	W	4-3	TOR	2/3	L	0-3	at NJ
11/5	W	2-0	FLA	2/5	W	4-3**	at BOS
11/9	W	5-3	at BUF	2/9	L	3-5	at TB
11/11	W	1-0	at FLA	2/10	L	3-4	PIT
11/12	L	0-9	ATL	2/12	W	4-3**	BUF
11/15	W	2-1	at OTT	3/1	W	4-3	BOS
11/17	W	5-1	NYR	3/3	W	5-2	FLA
11/19	L	3-4	at NYR	3/4	W	7-5	at PIT
11/20	L	2-5	TB	3/6	W	2-1	at NYR
11/22	L	3-5	OTT	3/8	OT	2-3**	at PHI
11/25	W	4-3**	TOR	3/10	L	3-5	at FLA
11/27	L	2-5	ATL	3/11	OT	3-4*	at FLA
11/29	W	4-3*	at ATL	3/14	W	5-3	NYR
12/2	OT	4-5**	at DAL	3/16	W	5-1	at MTL
12/3	L	4-8	at PHX	3/18	L	2-4	at BOS
12/6	W	6-2	at ANA	3/21	L	2-3	at TOR
12/8	W	3-2	at LA	3/22	W	4-3	at BUF
12/10	L	3-4	at SJ	3/25	L	1-3	WSH
12/13	W	5-3	CHI	3/27	W	2-1	TB
12/15	W	2-1	CBJ	3/29	L	1-5	WSH
12/17	W	4-1	NJ	3/31	W	3-2	FLA
12/20	W	6-4	TB	4/1	L	2-5	at ATL
12/23	W	4-3	FLA	4/3	W	6-5*	WSH
12/26	OT	4-5*	at TB	4/5	W	4-3**	at WSH
12/28	L	2-6	at OTT	4/7	W	4-3	at WSH
12/29	OT	3-4*	PHI	4/8	L	2-5	at ATL
12/31	W	5-3	MTL	4/11	OT	3-4*	NJ
1/4	W	4-3	ATL	4/14	W	5-4**	TB
1/6	W	4-1	NYI	4/15	OT	2-3*	at TB
1/7	W	3-0	at NYI	4/18	L	0-4	BUF

MAJOR TRADES

07/29/05 – Acquired D Mike Commodore from CGY in exchange for a third-round pick in 2005.

01/20/06 – Acquired D Anton Babchuk and a fourth-round pick in 2007 from CHI in exchange for D Danny Richmond and a fourth-round pick in 2006.

01/30/06 – Acquired C Doug Weight and D Erkki Rajamaki from STL in exchange for forwards Jesse Boulerice, Mike Zigomanis and Magnus Kahnberg, CAR's first-round pick in 2006, TOR's fourth-round pick in 2006 and CHI's fourth-round pick in 2007.

03/09/06 – Acquired RW Mark Recchi from PIT in exchange for forwards Niklas Nordgren, Krystofer Kolanos and Carolina's second-round pick in 2007.

FINAL STATISTICS (*Hurricanes*)

	SCORING (*Rookies)							
PLAYER	GP	G	A	PTS	PIM	PP	SH	GW
ERIC STAAL	82	45	55	100	81	19	4	4
JUSTIN WILLIAMS	82	31	45	76	60	8	4	4
CORY STILLMAN	72	21	55	76	32	10	0	3
ROD BRIND'AMOUR	78	31	39	70	68	19	2	5
ERIK COLE	60	30	29	59	54	3	3	8
RAY WHITNEY	63	17	38	55	42	12	0	2
MATT CULLEN	78	25	24	49	40	8	0	5
FRANTISEK KABERLE	77	6	38	44	46	1	0	3
BRET HEDICAN	74	5	22	27	58	2	1	1
AARON WARD	71	6	19	25	62	0	0	1
KEVYN ADAMS	82	15	8	23	36	0	2	24
OLEG TVERDOVSKY	72	3	20	23	37	0	0	0
CRAIG ADAMS	67	10	11	21	51	1	1	2
DOUG WEIGHT	23	4	9	13	25	2	0	0
MIKE COMMODORE	72	3	10	13	138	0	0	2
CHAD *	49	1	12	13	35	0	0	1
ANDREW LADD*	29	6	5	11	4	3	0	0
ANDREW HUTCHINSON*	36	3	8	11	18	2	0	0
GLEN WESLEY	64	2	8	10	46	0	0	0
JOSEF VASICEK	23	4	5	9	8	0	0	0
NICLAS WALLIN	50	4	4	8	42	0	0	0
MARK RECCHI	20	4	3	7	12	2	0	1
NIKLAS NORDGREN	43	4	2	6	30	0	0	0
ANTON BABCHUK*	22	3	2	5	6	2	0	0
RADIM VRBATA	16	2	3	5	6	1	0	0
CAM WARD*	28	0	2	2	0	0	0	0
MARTIN GERBER	60	0	2	2	4	0	0	0
MIKE ZIGOMANIS	21	1	0	1	4	0	0	0
DAVID GOVE	1	0	1	1	0	0	0	0
KEITH AUCOIN	7	0	1	1	4	0	0	0
DANNY RICHMOND	10	0	1	1	7	0	0	0
JESSE BOULERICE	26	0	0	0	51	0	0	0

GOALTENDING

PLAYER	GP	MINS	GA	GAA	SO	W-L-OT
MARTIN GERBER	60	3493	162	2.78	3	38-14-6
CAM WARD	28	1484	91	3.68	0	14-8-2

SEASON HIGHLIGHTS

- NHL Board of Governors ratifies new six-year Collective Bargaining Agreement with the NHL Players' Association – July 22, 2005.
- Carolina wins its ninth straight game, marking the second nine-game win streak of the season and in franchise history and Carolina becomes just the fifth team in NHL history to post two win streaks of nine games or more in a single season – Jan. 19, 2006.
- Hurricanes win 8-2 at Montreal for their 13th win in January and to become the seventh team in NHL history to win 13 games in a month – Jan. 31, 2006.
- Hurricanes clinch their third Southeast Division title with a 3-2 win against Florida. Carolina would go on to a 55-22-8 record, finishing second in the Eastern Conference and setting franchise highs for wins and points (112) in a season – March 31, 2006.
- Cory Stillman scores 1:19 into overtime at Montreal to advance Carolina into the Eastern Conference Semifinals – May 2, 2006.
- Cam Ward earns his first NHL shutout as Carolina wins 6-0 in Game 1 of the Eastern Conference Semifinals – May 5, 2006. Hurricanes would go on to win series 4-1.
- Carolina defeats Buffalo 4-2 in Game 7 of the Eastern Conference Finals to advance its second Stanley Cup Final – June 1, 2006.
- Justin Williams' empty-net goal with 1:01 remaining secures the Hurricanes' 3-1 win in Game 7 of the Stanley Cup Final against Edmonton and gives the franchise its first Stanley Cup championship – June 19, 2006.

2003-04 IN REVIEW

CLOSING GAME ROSTER *vs. Florida Panthers (away 4/4/04)*

1	Arturs Irbe	G	15	Marty Murray	C	25	Bruno St. Jacques	D	62	Jaroslav Svoboda	LW
2	Glen Wesley	D	14	Kevyn Adams	C	26	Erik Cole	LW	63	Josef Vasicek	C
4	Aaron Ward	D	17	Rod Brind'Amour	C	27	Craig Adams	RW	80	Kevin Weekes	G
6	Bret Hedican	D	18	Mike Zigomanis	C	36	Jesse Boulerice	RW	92	Jeff O'Neill	C
7	Niclas Wallin	D	19	Radim Vrbata	RW	38	Allan Rourke	D			
11	Justin Williams	RW	22	Sean Hill	D	47	Brad Fast	D			
12	Eric Staal	C	23	Pavel Brendl	RW	52	Damian Surma	C			

FINAL SOUTHEAST DIVISION STANDINGS

	GP	W	L	T	OTL	GF	GA	PTS
TAMPA BAY	82	46	22	8	6	245	192	106
ATLANTA	82	33	37	8	4	214	243	78
CAROLINA*	82	28	34	14	6	172	209	76
FLORIDA	82	28	35	15	4	188	221	75
WASHINGTON	82	23	46	10	3	186	253	59

*Did not make playoffs.

COMPLETE RESULTS *(*Overtime)*

DATE	W/L	SCORE	OPP.	DATE	W/L	SCORE	OPP.
10/9	L	1-3	at FLA	1/9	L	1-4	at WSH
10/11	L	1-2	NJ	1/11	T	2-2*	OTT
10/13	T	2-2*	FLA	1/15	L	4-5	at TB
10/18	T	2-2*	at NYR	1/16	W	4-3	at ATL
10/22	T	1-1*	at PIT	1/18	L	2-5	ATL
10/23	W	2-0	at BOS	1/20	L	1-3	OTT
10/25	T	4-4*	at PHI	1/21	W	2-1	at NJ
10/28	W	3-0	SJ	1/23	L	2-3	NYI
10/30	L	1-4	at NYR	1/25	L	2-4	BUF
11/1	L	3-4	at TB	1/27	W	2-0	at TOR
11/2	L	1-2	TOR	1/29	L	3-5	WSH
11/6	W	6-3	NYR	1/31	T	4-4*	at DET
11/8	W	3-2*	LA	2/3	L	1-3	at COL
11/9	T	1-1*	TB	2/4	L	2-3	at ANA
11/12	L	1-7	at WSH	2/12	T	3-3*	WSH
11/13	W	5-1	ATL	2/14	L	1-4	at NJ
11/15	L	1-2	WSH	2/16	W	3-1	FLA
11/18	T	2-2*	PHI	2/19	OTL	1-2*	TOR
11/20	L	6-1	at OTT	2/21	T	3-3*	BOS
11/21	L	0-5	at BUF	2/23	W	2-1	at TOR
11/23	T	0-0*	TB	2/25	W	2-1	at WSH
11/26	W	2-0	at NYI	2/28	OTL	0-1	at MTL
11/28	L	2-4	at PHI	2/29	T	3-3	at MIN
11/29	W	4-3	PIT	3/2	L	0-3	CBJ
12/3	OTL	1-2*	NSH	3/5	W	3-2*	at ATL
12/5	T	1-1*	MTL	3/6	L	1-4	NJ
12/6	L	1-3	at MTL	3/8	W	4-1	at CBJ
12/9	W	3-2	at EDM	3/10	L	2-4	TB
12/11	L	1-0	at CGY	3/12	W	4-2	ATL
12/14	OTL	1-2*	at VAN	3/13	W	5-1	at TB
12/18	W	2-1*	PIT	3/15	OTL	0-1*	at ATL
12/20	W	2-1	at BOS	3/17	W	3-2	at CHI
12/22	L	1-3	DAL	3/19	OTL	3-4*	at PIT
12/26	L	1-3	at BUF	3/20	W	3-2*	at OTT
12/27	W	2-1*	MTL	3/23	L	2-4	PHI
12/29	W	2-1	BUF	3/25	W	3-2	FLA
12/31	L	1-3	ANA	3/27	W	3-2	at NYI
1/2	L	1-4	DET	3/29	L	1-3	at FLA
1/4	L	0-3	PHX	3/30	L	2-3	BOS
1/6	W	2-0	STL	4/2	L	4-6	NYI
1/8	W	3-2	NYR	4/4	T	6-6*	at FLA

MAJOR TRADES

01/20/04 – Acquired RW Justin Williams from PHI in exchange for D Danny Markov.

02/20/04 – Acquired D Chris Behan and WSH's third-round pick in 2004 from COL in exchange for D Bob Boughner.

03/09/04 – Traded C Ron Francis to TOR for a fourth-round draft pick in 2005.

06/16/04 – Traded G Arturs Irbe to CBJ in exchange for future considerations.

06/18/04 – Acquired G Martin Gerber from ANA in exchange for D Tomas Malec and a third-round pick in the 2004 Entry Draft.

FINAL STATISTICS *(Hurricanes games only)*

PLAYER	SCORING <i>(*Rookies)</i>								
	GP	G	A	PTS	PIM	PP	SH	GW	GT
JOSEF VASICEK	82	19	26	45	60	6	0	5	0
ERIK COLE	80	18	24	42	93	2	2	3	1
SEAN HILL	80	13	26	39	84	6	0	1	0
ROD BRIND'AMOUR	78	12	26	38	28	1	0	1	0
JEFF O'NEILL	67	14	20	34	60	7	0	4	0
ERIC STAAL*	81	11	20	31	40	2	1	3	0
RON FRANCIS	68	10	20	30	14	5	0	1	2
RADIM VRBATA	80	12	13	25	24	4	0	2	0
BRET HEDICAN	81	7	17	24	64	2	0	3	0
KEVYN ADAMS	73	10	12	22	43	0	5	1	0
JUSTIN WILLIAMS	35	5	13	18	32	1	0	0	0
CRAIG ADAMS	80	7	10	17	69	0	1	0	0
DANNY MARKOV	44	4	10	14	37	2	0	1	0
MARTY MURRAY	66	5	7	12	8	0	0	0	1
NICLAS WALLIN	57	3	7	10	51	0	0	0	1
PAVEL BRENDL	18	5	3	8	8	1	0	1	1
AARON WARD	49	3	5	8	37	2	0	0	0
JESSE BOULERICE	76	6	1	7	127	0	0	0	1
RYAN BAYDA*	44	3	3	6	22	0	0	1	0
GLEN WESLEY	74	0	6	6	32	0	0	0	0
BOB BOUGHNER	43	0	5	5	80	0	0	0	0
JAROSLAV SVOBODA	33	3	1	4	6	0	0	1	0
ALLAN ROURKE*	25	1	2	3	22	0	0	0	0
MIKE ZIGOMANIS*	17	0	3	3	2	0	0	0	0
BRUNO ST. JACQUES	35	0	2	2	31	0	0	0	0
BRAD FAST*	1	1	0	1	0	0	0	0	1
DAMIAN SURMA*	1	0	1	1	0	0	0	0	0
JOEY TETARENKO	2	0	0	0	0	0	0	0	0
BRETT LYSAK*	2	0	0	0	2	0	0	0	0
TOMAS MALEC	2	0	0	0	2	0	0	0	0
TOMAS KURKA*	3	0	0	0	0	0	0	0	0
ARTURS IRBE	10	0	0	0	2	0	0	0	0
JAMIE STORR	14	0	0	0	0	0	0	0	0
KEVIN WEEKES	66	0	0	0	6	0	0	0	0

GOALTENDING

PLAYER	GP	MINS	GA	GAA	SO	W-L-T
KEVIN WEEKES	51	3765	146	2.33	6	23-30-11
ARTURS IRBE	10	564	23	2.45	0	5-2-1
JAMIE STORR	14	660	32	2.91	0	0-8-2

SEASON HIGHLIGHTS

- The Hurricanes name Peter Laviolette as the franchise's 11th head coach. Kevin McCarthy is retained as an assistant coach and former Carolina player Jeff Daniels is also named an assistant coach – Dec. 15, 2003. Paul Maurice, Randy Ladouceur and Don Edwards are relieved of their coaching duties.
- Kevyn Adams breaks the franchise record for shorthanded goals in a season (5) – March 5, 2004.
- The Hurricanes host the NHL Entry Draft at the RBC Center, drawing 15,672 fans for day one—the largest draft crowd in over a decade. Carolina trades the eighth overall pick and a second-round pick for the fourth overall selection, taking top-rated North American skater Andrew Ladd – June 26-27, 2004.
- NHL Commissioner Gary Bettman confirms that NHL teams will not play until the Collective Bargaining Agreement is replaced, delaying the 2004-05 season (officially cancelled on Feb. 16, 2005) – Sept. 15, 2004.

CLOSING GAME ROSTER vs. NY Islanders (home 4/6/03)

1	Arturs Irbe	G	17	Rod Brind'Amour	C	30	Patrick DesRochers	G	62	Jaroslav Svoboda	LW
4	Aaron Ward	D	19	Radim Vrbata	RW	36	Jesse Boulerice	RW	63	Josef Vasicek	C
6	Bret Hedican	D	20	Jan Hlavac	LW	37	Tomas Kurka	LW	71	Tomas Malec	D
7	Niclas Wallin	D	21	David Tanabe	D	39	Brad DeFauw	LW	80	Kevin Weekes	G
10	Ron Francis	C	22	Sean Hill	D	42	Jeff Heerema	RW	92	Jeff O'Neill	C
11	Jeff Daniels	LW	25	Bruno St. Jacques	D	46	Mike Zigomanis	C			
12	Craig MacDonald	C	26	Erik Cole	LW	47	Ryan Bayda	LW			
14	Kevyn Adams	C	27	Craig Adams	RW	55	Pavel Brendl	RW			

FINAL SOUTHEAST DIVISION STANDINGS

	GP	W	L	T	OTL	GF	GA	PTS
TAMPA BAY	82	36	25	16	5	219	210	93
WASHINGTON	82	39	29	8	6	224	220	92
ATLANTA	82	31	39	7	5	226	284	74
FLORIDA	82	24	36	13	9	176	237	70
CAROLINA*	82	22	43	11	6	171	240	61

*Did not make playoffs.

COMPLETE RESULTS (*Overtime)

DATE	W/L	SCORE	OPP.	DATE	W/L	SCORE	OPP.
10/9	L	1-4	NYR	1/8	L	1-5	at NYR
10/11	W	5-3	ATL	1/10	L	1-4	at WSH
10/12	L	1-5	at TB	1/12	OTL	2-3*	COL
10/15	OTL	1-2*	at STL	1/15	L	0-2	PIT
10/17	L	1-2	WSH	1/17	L	1-2	NJ
10/19	W	3-1	NJ	1/18	L	2-5	at NJ
10/22	W	4-1	at NYI	1/20	L	3-5	STL
10/23	L	1-4	at OTT	1/22	L	3-5	at WSH
10/26	T	3-3*	CHI	1/24	W	3-1	FLA
10/29	W	2-1	at NJ	1/25	OTL	2-3*	at FLA
10/30	W	4-2	NYI	1/29	L	2-3	TOR
11/1	T	2-2*	MTL	1/30	L	1-3	at TB
11/5	OTL	1-2*	PHI	2/5	L	2-6	at SJ
11/7	W	2-0	BUF	2/7	L	2-8	at LA
11/9	W	3-2	PIT	2/9	L	1-2	at COL
11/12	W	3-2	PHX	2/11	OTL	1-2*	at DAL
11/15	T	1-1*	PHI	2/14	W	3-1	WSH
11/17	OTL	1-2*	TB	2/15	T	2-2*	at PHI
11/19	T	4-4*	OTT	2/18	L	3-4	at TOR
11/21	L	1-3	at BOS	2/19	T	1-1*	BOS
11/23	W	7-3	at MTL	2/21	T	2-2*	TB
11/25	L	1-3	at NYR	2/23	L	0-4	ANA
11/27	L	2-3	VAN	2/26	L	2-4	at PHX
11/29	W	6-4	DET	3/1	L	1-4	at TOR
11/30	W	4-2	at CBJ	3/2	L	0-2	at WSH
12/3	W	2-1	at NSH	3/4	L	2-4	BOS
12/4	L	2-4	at FLA	3/6	W	4-0	at PIT
12/6	L	0-2	FLA	3/7	W	1-0	MIN
12/7	L	2-5	at OTT	3/10	W	6-5	CBJ
12/11	L	1-4	at EDM	3/12	W	3-2*	at BUF
12/12	W	4-3	at CGY	3/13	L	3-5	at PHI
12/15	L	1-2	at MIN	3/15	T	0-0*	LA
12/18	T	1-1*	TB	3/18	L	5-6	OTT
12/20	W	3-2*	at ATL	3/22	L	3-5	at MTL
12/22	W	1-0	DAL	3/25	T	3-3*	TOR
12/27	L	3-5	ATL	3/26	L	1-5	at ATL
12/28	L	0-3	at NYI	3/29	L	1-3	BUF
12/31	L	0-2	NYR	3/31	L	0-4	MTL
1/3	L	3-6	at BUF	4/2	L	2-3	at PIT
1/4	W	4-2	at BOS	4/4	L	1-4	at FLA
1/7	T	3-3*	at ATL	4/6	L	1-2	NYI

MAJOR TRADES

11/01/02 – Acquired forwards Jan Hlavac and Harold Druken from Vancouver in exchange for left wing Darren Langdon and defenseman Marek Malik.

02/07/03 – Acquired forward Pavel Brendl and defenseman Bruno St. Jacques from Philadelphia in exchange for forward Sami Kapanen and defenseman Ryan Bast.

03/09/03 – Acquired a second-round pick in 2004 in exchange for defenseman Glen Wesley.

03/11/03 – Acquired right wing Radim Vrbata from Colorado in exchange for left wing Bates Battaglia.

FINAL STATISTICS (Hurricanes games only)

	SCORING (*Rookies)								
PLAYER	GP	G	A	PTS	PIM	PP	SH	GW	GT
JEFF O'NEILL	82	30	31	61	38	11	0	7	2
RON FRANCIS	82	22	35	57	30	8	1	1	0
ROD BRIND'AMOUR	48	14	23	37	37	7	1	0	0
SEAN HILL	82	5	24	29	141	1	0	0	0
ERIK COLE	53	14	13	27	72	6	2	3	0
JAN HLAVAC	52	9	15	24	22	6	0	1	1
JOSEF VASICEK	57	10	10	20	33	4	0	1	0
BATES BATTAGLIA	70	5	14	19	90	0	1	1	0
KEVYN ADAMS	77	9	9	18	57	0	0	0	0
SAMI KAPANEN	43	6	12	18	12	3	0	1	1
CRAIG ADAMS	81	6	12	18	71	1	0	1	0
BRET HEDICAN	72	3	14	17	75	1	0	1	0
RYAN BAYDA*	25	4	10	14	16	0	0	1	0
JAROSLAV SVOBODA*	48	3	11	14	32	1	0	0	0
DAVID TANABE	68	3	10	13	24	2	0	0	0
NICLAS WALLIN	77	2	8	10	71	0	0	2	0
AARON WARD	77	3	6	9	90	0	0	1	0
GLEN WESLEY	63	1	7	8	40	1	0	0	0
BRUNO ST. JACQUES*	18	2	5	7	12	0	0	0	0
RADIM VRBATA	10	5	0	5	2	3	0	0	0
TOMAS KURKA*	14	3	2	5	2	0	0	0	0
CRAIG MACDONALD	35	1	3	4	20	0	0	0	0
JEFF DANIELS	59	0	4	4	8	0	0	0	0
BRAD DEFAUW*	9	3	0	3	2	1	0	1	0
JEFF HEEREMA*	10	3	0	3	2	1	0	0	0
MIKE ZIGOMANIS*	19	2	1	3	0	1	1	0	0
JESSE BOULERICE*	48	2	1	3	108	0	0	0	1
TOMAS MALEC*	41	0	2	2	43	0	0	0	0
MAREK MALIK	10	0	2	2	16	0	0	0	0
DAMIAN SURMA*	1	1	0	1	0	0	0	0	0
PAVEL BRENDL*	8	0	1	1	2	0	0	0	0
HAROLD DRUKEN	14	0	1	1	2	0	0	0	0
DARREN LANGDON	9	0	0	0	16	0	0	0	0
TOMMY WESTLUND	3	0	0	0	0	0	0	0	0
MIKE WATT	5	0	0	0	0	0	0	0	0
STEVE HALKO	6	0	0	0	0	0	0	0	0
PATRICK DESROCHERS*	2	0	0	0	0	0	0	0	0
ARTURS IRBE	34	0	0	0	4	0	0	0	0
KEVIN WEEKES	51	0	0	0	2	0	0	0	0

GOALTENDING

PLAYER	GP	MIN	GA	GAA	SO	W-L-T
KEVIN WEEKES	51	2965	126	2.55	5	14-24-9
ARTURS IRBE	34	1884	100	3.18	0	7-24-2
PATRICK DESROCHERS*	2	122	7	3.44	0	1-1-0

SEASON HIGHLIGHTS

- A 20-year agreement with RBC Centura is announced to rename the Entertainment & Sports Arena as the RBC Center – Sept. 19, 2002.
- Ron Francis plays in his 1,616th career NHL game, a 5-2 loss at New Jersey, moving past Larry Murphy (1,615) and into sole possession of third place on the NHL's all-time games played list – Jan. 18, 2003.
- Damian Surma scores his first career NHL goal in his first game, becoming the fifth Hurricane to accomplish that feat during the 2002-03 season (Jeff Heerema, Tomas Kurka, Mike Zigomanis, Brad DeFauw). Surma was the eighth and final Hurricane to score his first NHL goal during the season – March 18, 2003.
- The Hurricanes set a new single-season attendance record, breaking the franchise mark set the previous season. In total, 642,973 fans attend games at the RBC Center during the 2002-03 hockey season – April 6, 2003.

2001-02 IN REVIEW

CLOSING GAME ROSTER *vs. Atlanta Thrashers (away 4/14/02)*

1	Arturs Irbe	G	11	Jeff Daniels	LW	22	Sean Hill	D	62	Jaroslav Svoboda	LW
2	Glen Wesley	D	12	Craig MacDonald	C	23	Martin Gelinas	LW	63	Josef Vasicek	C
4	Aaron Ward	D	13	Bates Battaglia	G	24	Sami Kapanen	RW	80	Kevin Weekes	G
5	Marek Malik	D	14	Kevyn Adams	C	26	Erik Cole	LW	92	Jeff O'Neill	C
6	Bret Hedican	D	16	Tommy Westlund	G	27	Craig Adams	RW			
7	Niclas Wallin	D	17	Rod Brind'Amour	C	45	David Tanabe	D			
10	Ron Francis	C	20	Darren Langdon	LW	48	Nikos Tselios	D			

FINAL SOUTHEAST DIVISION STANDINGS

	GP	W	L	T	OTL	GF	GA	PTS
CAROLINA*	82	35	26	16	5	217	217	91
WASHINGTON	82	36	33	11	2	228	240	85
TAMPA BAY	82	27	40	11	4	178	219	69
FLORIDA	82	22	44	10	6	180	250	60
ATLANTA	82	19	47	11	5	187	288	54

*Def. NJ in Eastern Quarterfinals 4-2; Def. MTL in Eastern Semifinals, 4-2; Def. TOR in Eastern Finals, 4-2; Lost to DET in Stanley Cup Finals, 4-1.

COMPLETE RESULTS *(*Overtime **Shootout)*

DATE	W/L	SCORE	OPP.	DATE	W/L	SCORE	OPP.
10/5	W	3-1	NYR	12/30	T	5-5*	WSH
10/7	W	3-0	DAL	12/31	W	5-4	BUF
10/9	L	2-6	OTT	1/2	L	3-6	BOS
10/11	L	2-3	TOR	1/5	L	1-2	NJ
10/13	W	5-2	at ATL	1/6	L	3-4	PHI
10/17	L	0-4	NYI	1/10	W	4-1	at EDM
10/18	OTL	1-2*	at NYI	1/12	L	1-7	at VAN
10/20	W	2-1*	ATL	1/15	W	2-0	MIN
10/23	L	1-5	at COL	1/17	T	1-1*	MTL
10/24	W	7-3	at MIN	1/19	T	3-1*	at NJ
10/26	OTL	2-3*	NYI	1/21	L	5-7	VAN
10/28	W	3-2*	LA	1/23	T	2-2*	NSH
10/30	L	2-5	DET	1/25	T	1-1*	FLA
11/1	L	3-4	at STL	1/27	L	2-4	at PHI
11/2	W	3-2	NYR	1/29	T	2-2*	BUF
11/4	W	1-0*	PHX	1/30	W	3-1	at TB
11/6	T	2-2*	PIT	2/5	T	3-3*	PIT
11/8	W	3-2	at WSH	2/7	L	1-2	at LA
11/9	W	3-2	SJ	2/8	W	4-1	at ANA
11/11	T	1-1*	EDM	2/10	L	0-4	at SJ
11/13	L	3-4	at DET	2/26	L	1-4	at TOR
11/15	T	1-1*	at OTT	2/28	W	6-2	at BOS
11/17	L	0-2	at TB	3/2	W	4-3	at MTL
11/19	W	5-2	CBJ	3/5	W	2-1*	at CHI
11/21	T	4-4*	at DAL	3/7	W	3-1	at PIT
11/25	L	0-4	TB	3/8	T	2-2*	WSH
11/27	W	5-2	at TOR	3/11	T	3-3*	CGY
11/29	L	0-5	at NYR	3/16	L	2-3	at MTL
11/30	L	2-6	at WSH	3/18	T	1-1*	MTL
12/2	OTL	3-4*	WSH	3/21	W	3-2	FLA
12/4	L	2-4	BUF	3/23	W	4-2	at NJ
12/8	W	3-2	at FLA	3/26	L	2-3	BOS
12/10	W	4-3*	at NYR	3/28	W	4-1	PHI
12/12	W	4-1	FLA	3/30	W	2-0	at BOS
12/14	OTL	2-3*	at BUF	4/2	L	3-4	at OTT
12/16	W	7-0	at PIT	4/3	L	2-3	NJ
12/18	L	1-5	OTT	4/7	T	1-1*	ATL
12/21	W	5-4*	ATL	4/8	W	2-1	at NYI
12/21	OTL	3-4*	at PHI	4/10	W	4-2	TB
12/26	W	4-3	TOR	4/12	W	3-1	at FLA
12/27	W	3-2	at TB	4/14	T	2-2*	at ATL

MAJOR TRADES

12/05/01 – Acquired D Sean Hill from the STL in exchange for D Steve Halko and a 2002 fourth-round pick (Later traded to ATL, Lane Manson).

01/16/02 – Acquired F Kevyn Adams and D Bret Hedican and D Tomas Malec from the FLA in exchange for D Sandis Ozolinsh and F Byron Ritchie.

03/05/02 – Acquired G Kevin Weekes from the TB in exchange for F Shane Willis and F Chris Dingman.

FINAL STATISTICS *(Hurricanes games only)*

PLAYER	SCORING <i>(*Rookies)</i>								
	GP	G	A	PTS	PIM	PP	SH	GW	GT
RON FRANCIS	80	27	50	77	18	14	0	5	2
SAMI KAPANEN	77	27	42	69	23	11	0	4	1
JEFF O'NEILL	76	31	33	64	63	11	0	6	1
ROD BRIND'AMOUR	81	23	32	55	40	5	2	5	1
BATES BATTAGLIA	82	21	25	46	44	5	1	2	3
ERIK COLE*	81	16	24	40	35	3	0	2	0
JOSEF VASICEK	78	14	17	31	53	3	0	3	0
SEAN HILL	49	7	23	30	61	4	0	2	0
MARTIN GELINAS	72	13	16	29	30	3	0	1	1
MAREK MALIK	82	4	19	23	88	0	0	0	0
SANDIS OZOLINSH	46	4	19	23	34	1	0	0	0
GLEN WESLEY	77	5	13	18	56	1	0	0	1
SHANE WILLIS	59	7	10	17	24	2	0	0	1
DAVID TANABE	78	1	15	16	35	0	0	0	0
AARON WARD	79	3	11	14	74	0	0	2	1
BRET HEDICAN	26	2	4	6	10	0	0	1	0
JEFF DANIELS	65	4	1	5	12	0	1	0	0
KEVYN ADAMS	33	2	3	5	15	0	0	1	0
JAROSLAV SVOBODA*	10	2	2	4	2	0	0	0	0
DARREN LANGDON	58	2	1	3	106	0	0	1	0
NICLAS WALLIN	52	1	2	3	36	0	0	0	0
CRAIG MACDONALD	12	1	1	2	0	0	0	0	0
TOMMY WESTLUND	40	0	2	2	6	0	0	0	0
CRAIG ADAMS	33	0	1	1	38	0	0	0	0
CHRIS DINGMAN	30	0	1	1	77	0	0	0	0
STEVEN HALKO	5	0	1	1	6	0	0	0	0
JOSH HOLDEN	8	0	0	0	2	0	0	0	0
BYRON RITCHIE*	4	0	0	0	2	0	0	0	0
NIKOS TSELIOS*	2	0	0	0	6	0	0	0	0

GOALTENDING

PLAYER	GP	MINS	GA	GAA	SO	W-L-T
KEVIN WEEKES	2	120	3	1.50	0	2-0-0
ARTURS IRBE	51	2974	126	2.54	3	20-19-11
TOM BARRASSO	34	1908	83	2.61	2	13-12-5

SEASON HIGHLIGHTS

- Ron Francis, playing in his 1,000th career game with the franchise, beats Byron Dafoe of the Boston Bruins for his 500th career NHL goal – Jan. 2, 2002.
- Ron Francis assists on Jeff O'Neill's goal at Philadelphia to pass Ray Bourque for second on the NHL's all-time assist list – Jan. 26, 2002.
- The Hurricanes set a new single-season attendance record, breaking the franchise mark set in 1987-88. In all, 635,868 fans attend games during the 2001-02 regular season – Apr. 3, 2002
- The Hurricanes defeat the Tampa Bay Lightning 4-2 at the Entertainment & Sports Arena to clinch their second Southeast Division title in four years – Apr. 10, 2002.
- Kevin Weekes shuts out New Jersey 1-0 in Game 6 of the Eastern Conference Quarterfinals at the Continental Airlines Arena as Carolina clinches the franchise's first playoff series win since 1986 and first best-of-7 series win – Apr. 27, 2002
- Martin Gelinas scores at 8:05 of overtime to give the Hurricanes a 2-1 victory against Toronto in Game 6 of the Eastern Conference Finals at Air Canada Centre. With the win, Carolina clinches the first Conference championship in franchise history and earns its first trip to the Stanley Cup Finals – May 28, 2002.
- The Hurricanes host Game 3 of the Stanley Cup Finals against Detroit, marking the first Stanley Cup finals game in Raleigh. The game goes into triple-overtime before the Red Wings' Igor Larionov scores at the 54:47 mark of overtime – June 8-9, 2002.

CLOSING GAME ROSTER vs. *Pittsburgh Penguins (home 4/8/01)*

1	Arturs Irbe	G	11	Jeff Daniels	LW	23	Martin Gelinas	LW	45	David Tanabe	D
2	Glen Wesley	D	13	Bates Battaglia	G	24	Sami Kapanen	RW	63	Josef Vasicek	C
4	Kevin Hatcher	D	14	Steve Halko	D	25	Shane Willis	RW	92	Jeff O'Neill	C
5	Marek Malik	D	16	Tommy Westlund	G	27	Craig Adams	RW			
7	Niclas Wallin	D	17	Rod Brind'Amour	C	31	Tyler Moss	G			
8	Sandis Ozolinsh	D	19	Rob DiMaio	RW	33	Dave Karpa	D			
10	Ron Francis	C	20	Darren Langdon	LW	38	Scott Pellerin	LW			

FINAL SOUTHEAST DIVISION STANDINGS

	GP	W	L	T	OTL	GF	GA	PTS
WASHINGTON	82	41	27	10	4	233	211	96
CAROLINA*	82	38	32	9	3	212	225	88
FLORIDA	82	22	38	13	9	200	246	66
ATLANTA	82	23	45	12	2	211	289	60
TAMPA BAY	82	24	47	6	5	201	280	59

*Lost to NJ in Eastern Conference Quarterfinals 4-2.

COMPLETE RESULTS (*Overtime)

DATE	W/L	SCORE	OPP.	DATE	W/L	SCORE	OPP.
10/7	T	3-3*	WSH	1/14	W	4-0	ANA
10/10	W	5-2	DAL	1/16	W	3-2*	at MTL
10/13	T	2-2*	at FLA	1/18	W	4-2	BOS
10/14	L	1-2	at NSH	1/20	L	3-6	LA
10/18	W	3-2	at PIT	1/22	L	2-5	NYR
10/21	L	2-5	at MTL	1/24	W	3-2	at NYR
10/24	L	2-3	SJ	1/27	L	3-4	PHI
10/25	L	1-4	at BUF	1/29	W	5-2	TB
10/27	T	3-3*	NJ	1/31	L	3-4	TOR
10/29	L	1-4	STL	2/1	W	3-1	at ATL
10/31	W	6-5*	TB	2/7	W	2-1*	at PHX
11/3	L	3-5	at COL	2/8	L	2-4	at LA
11/4	L	1-4	at SJ	2/11	T	2-2*	at ANA
11/8	L	0-5	at TOR	2/14	OTL	3-4*	at DET
11/10	W	3-1	TOR	2/16	L	0-2	PHX
11/12	W	4-0	OTT	2/18	W	5-4	BOS
11/15	L	1-4	FLA	2/19	L	0-4	at PHI
11/16	W	1-0	at OTT	2/21	W	6-3	ATL
11/18	OTL	2-3*	at NJ	2/23	W	3-2	NJ
11/22	W	3-1	at PIT	2/24	L	1-2	WSH
11/24	W	3-1	at BOS	2/27	T	1-1*	at ATL
11/26	L	4-7	NSH	3/1	W	3-1	at NYI
11/29	W	2-1*	at FLA	3/2	L	7-3	at NJ
11/30	W	2-0	PHI	3/4	W	6-3	at CHI
12/3	L	0-2	OTT	3/7	W	2-1	CBJ
12/6	W	5-3	at ATL	3/8	L	1-0	at TB
12/9	L	2-7	at CGY	3/11	L	3-2	EDM
12/13	T	1-1*	at MIN	3/14	L	3-6	MTL
12/15	W	5-3	BUF	3/15	W	3-0	at WSH
12/16	L	1-4	at BOS	3/18	W	2-1	NYI
12/19	L	1-2	at NYI	3/21	W	1-0	BUF
12/23	OTL	1-2*	at PHI	3/23	W	5-3	PIT
12/26	L	2-3	at TB	3/24	L	1-3	at BUF
12/27	W	4-3	NYR	3/26	L	2-4	MTL
12/29	L	1-3	at CBJ	3/28	L	0-7	at WSH
12/31	W	2-1	CHI	3/30	W	4-3*	WSH
1/3	W	3-2	TB	4/1	W	3-2*	at OTT
1/6	T	2-2*	COL	4/3	T	2-2*	at STL
1/7	W	5-2	NYI	4/4	W	3-1	at NYR
1/9	W	7-3	FLA	4/6	W	3-2	ATL
1/12	T	2-2*	at FLA	4/8	L	4-6	PIT

MAJOR TRADES

06/24/00 – Acquired D Sandis Ozolinsh and a second-round pick in 2000 (Tomas Kurka) from COL in exchange for Nolan Pratt, a first-round pick (Vaclav Nedorost) and two second-round picks (Jared Aulin, Argis Saviels) in 2000.

08/04/00 – Acquired F Rob DiMaio and F Darren Langdon from the NYR in exchange for Sandy McCarthy and a fourth-round draft pick in 2001.

03/01/01 – Acquired LW Scott Pellerin from MIN for a third-round pick in the 2001 Entry Draft, the rights to LW Ashkat Rakhmatullin and future considerations.

FINAL STATISTICS (*Hurricanes games only*)

	SCORING (*Rookies)								
PLAYER	GP	G	A	PTS	PIM	PP	SH	GW	GT
JEFF O'NEILL	82	41	26	67	106	17	0	5	2
RON FRANCIS	82	15	50	65	32	7	0	4	0
SAMI KAPANEN	82	20	37	57	24	7	0	4	0
ROD BRIND'AMOUR	79	20	36	56	47	5	1	5	0
MARTIN GELINAS	79	23	29	52	59	6	1	4	0
SHANE WILLIS*	73	20	24	44	45	9	0	6	0
SANDIS OZOLINSH	72	12	32	44	71	4	2	2	0
DAVID TANABE	74	7	22	29	42	5	0	1	0
BATES BATTAGLIA	80	12	15	27	76	2	0	3	0
ROB DIMAIO	74	6	18	24	54	0	2	1	0
JOSEF VASICEK*	76	8	13	21	53	1	0	0	0
GLEN WESLEY	71	5	16	21	42	3	0	0	0
MAREK MALIK	61	6	14	20	34	1	0	1	0
KEVIN HATCHER	57	4	14	18	38	3	0	1	0
DAVID KARPA	80	4	6	10	159	2	0	0	0
TOMMY WESTLUND	79	5	3	8	23	0	0	1	0
NICLAS WALLIN*	37	2	3	5	21	0	0	0	0
SCOTT PELLERIN	19	0	5	5	6	0	0	0	0
JEFF DANIELS	67	1	1	2	15	0	0	0	0
DARREN LANGDON	54	0	2	2	94	0	0	0	0
CRAIG ADAMS*	44	1	0	1	20	0	0	0	0
STEVE HALKO	48	0	1	1	6	0	0	0	0
MIKE RUCINSKI*	2	0	0	0	0	0	0	0	0
GREG KOEHLER*	1	0	0	0	0	0	0	0	0
GREG KUZNIK*	1	0	0	0	0	0	0	0	0

GOALTENDING

PLAYER	GP	MIN	GA	GAA	SO	W-L-T
ARTURS IRBE	77	4406	180	2.45	6	37-29-9
TYLER MOSS	12	557	37	3.99	0	1-6-0

SEASON HIGHLIGHTS

- The Hurricanes acquire defenseman Sandis Ozolinsh and a second-round pick (Tomas Kurka) in 2000 from Colorado in exchange for Nolan Pratt, a first-round pick (Vaclav Nedorost), and two second-round picks (Jared Aulin, Argis Saviels) in 2000 – June 24, 2000.
- The Hurricanes agree to a multi-year affiliation with the Lowell Lock Monsters of the American Hockey League (AHL) – Dec. 18, 2000.
- Defenseman Sandis Ozolinsh becomes the first Carolina Hurricane to start in an NHL All-Star Game – Feb. 4, 2001.
- Ron Francis earns an assist against Atlanta to become to first player to total 1,000 points with the franchise – March 14, 2001.
- Jeff O'Neill becomes the first franchise player to score 40 goals in a season since Brendan Shanahan in 1995-96 – April 4, 2001.
- The Hurricanes defeat Atlanta 3-2 in Raleigh to clinch their second trip to the playoffs in three years – April 6, 2001.

1999-00 IN REVIEW

CLOSING GAME ROSTER vs. Atlanta Thrashers (home 4/9/00)

1	Arturs Irbe	G	14	Steve Halko	D	23	Martin Gelinas	LW	51	Andrei Kovalenko	RW
2	Glen Wesley	D	16	Tommy Westlund	G	24	Sami Kapanen	RW	77	Paul Coffey	D
4	Nolan Pratt	D	17	Jeff Daniels	LW	27	Rod Brind'Amour	C	92	Jeff O'Neill	C
5	Marek Malik	D	18	Robert Kron	RW	28	Paul Ranheim	LW			
7	Curtis Leschyshyn	D	20	Sandy McCarthy	LW	30	Mark Fitzpatrick	G			
10	Gary Roberts	LW	21	Ron Francis	C	33	Dave Karpa	D			
13	Bates Battaglia	G	22	Sean Hill	D	45	David Tanabe	D			

FINAL SOUTHEAST DIVISION STANDINGS

	GP	W	L	T	OTL	GF	GA	PTS
WASHINGTON	82	44	26	12	2	227	194	102
FLORIDA	82	43	33	6	6	244	209	98
CAROLINA*	82	37	35	10	0	217	216	84
TAMPA BAY	82	19	54	9	7	204	310	54
ATLANTA	82	14	61	7	4	170	313	39

*Did not make playoffs.

COMPLETE RESULTS (*Overtime)

DATE	W/L	SCORE	OPP.	DATE	W/L	SCORE	OPP.
10/2	W	3-1	at BOS	1/9	W	1-0	NYR
10/7	W	2-0	at PHI	1/11	L	3-4	PHI
10/8	L	1-3	at NYR	1/14	L	1-5	at FLA
10/11	T	3-3*	at CGY	1/17	L	2-5	at NJ
10/13	T	3-3*	at EDM	1/18	L	2-3	at NYR
10/15	W	4-1	at VAN	1/20	L	1-4	NYR
10/20	T	3-3*	at TOR	1/22	W	4-1	BUF
10/22	L	3-7	at BUF	1/24	W	3-2*	MTL
10/23	W	3-2	at PIT	1/27	L	2-4	PHX
10/29	L	2-4	NJ	1/28	W	4-3*	NJ
10/30	W	4-0	at NYI	1/30	L	0-3	at MTL
11/3	L	0-6	TOR	2/1	W	4-2	FLA
11/5	L	2-3	at DET	2/3	L	1-2	at WSH
11/7	W	3-2	WSH	2/8	W	4-3	at NYI
11/10	L	0-2	NYI	2/12	W	5-2	at TB
11/11	L	1-4	at PHI	2/14	W	5-2	at TOR
11/13	W	4-2	TB	2/15	L	1-5	at OTT
11/17	W	2-1	OTT	2/17	L	0-3	MTL
11/19	T	3-3*	at WSH	2/19	W	4-2	TB
11/20	W	1-0	DAL	2/21	T	1-1*	WSH
11/22	L	1-2	BOS	2/24	L	2-4	FLA
11/24	T	1-1*	VAN	2/26	W	2-1*	at FLA
11/26	T	3-3*	at TB	3/1	L	5-7	at PHX
11/27	W	5-3	PIT	3/2	W	5-2	at LA
11/30	W	4-3	CGY	3/4	W	5-2	at SJ
12/2	T	2-2*	TOR	3/8	W	4-1	CHI
12/4	L	1-3	at COL	3/10	L	3-5	BOS
12/7	W	4-2	at STL	3/12	W	5-1	ATL
12/8	L	1-2	at DAL	3/15	T	2-2*	EDM
12/10	L	2-3	at TB	3/17	L	2-4	at WSH
12/15	L	3-6	PIT	3/18	L	2-3	at MTL
12/18	W	4-2	ATL	3/21	W	5-0	at NJ
12/20	L	2-4	COL	3/22	L	1-2	STL
12/22	L	1-4	DET	3/26	W	4-1	NYI
12/23	L	3-4	at OTT	3/27	L	1-5	BUF
12/26	W	4-3*	FLA	3/29	W	3-1	NSH
12/28	L	2-3	at NSH	3/31	W	3-1	at BUF
1/1	W	4-2	at ATL	4/2	W	1-0	PHI
1/4	L	1-2	OTT	4/3	L	2-3	at PIT
1/6	W	7-3	at BOS	4/8	W	4-3	at ATL
1/7	T	4-4*	ANA	4/9	W	2-1	ATL

MAJOR TRADES

01/23/00 – Acquired Rod Brind'Amour, Jean-Marc Pelletier, and a second-round pick in 2000 entry draft from PHI in exchange of Keith Primeau and a fifth-round pick in 2000.

03/14/00 – Acquired Sandy McCarthy from PHI in exchange for Kent Manderville.

FINAL STATISTICS (Hurricanes games only)

PLAYER	SCORING (*Rookies)								
	GP	G	A	PTS	PIM	PP	SH	GW	GT
RON FRANCIS	78	23	50	73	18	7	0	4	0
JEFF O'NEILL	80	25	38	63	72	4	0	7	0
GARY ROBERTS	69	23	30	53	62	12	0	1	0
SAMI KAPANEN	76	24	24	48	12	7	0	5	2
SEAN HILL	62	13	31	44	59	8	0	2	0
ROBERT KRON	81	13	27	40	8	2	1	3	1
PAUL COFFEY	69	11	29	40	40	6	0	3	1
ANDREI KOVALENKO	76	15	24	39	38	2	0	3	0
BATES BATTAGLIA	77	16	18	34	39	3	0	3	0
MARTIN GELINAS	81	14	16	30	40	3	0	0	0
PAUL RANHEIM	79	9	13	22	6	0	0	2	0
GLEN WESLEY	78	7	15	22	38	1	0	0	2
ROD BRIND'AMOUR	33	4	10	14	22	0	1	1	0
MAREK MALIK	57	4	10	14	63	0	0	1	0
TOMMY WESTLUND*	81	4	8	12	19	0	1	0	0
STEVEN HALKO	58	0	8	8	25	0	0	0	0
JEFF DANIELS	69	3	4	7	10	0	0	0	1
DAVE KARPA	27	1	4	5	52	0	0	0	0
KENT MANDERVILLE	56	1	4	5	12	0	0	1	0
DAVID TANABE*	31	4	0	4	14	3	0	0	0
NOLAN PRATT	64	3	1	4	90	0	0	1	0
BYRON RITCHIE*	26	0	2	2	17	0	0	0	0
CURTIS LESCHYSHYN	53	0	2	2	14	0	0	0	0
ARTURS IRBE	75	0	1	1	14	0	0	0	0
SHANE WILLIS*	2	0	0	0	0	0	0	0	0
MARK FITZPATRICK	3	0	0	0	0	0	0	0	0
ERIC FICHAUD	9	0	0	0	2	0	0	0	0
SANDY MCCARTHY	13	0	0	0	9	0	0	0	0

GOALTENDING

PLAYER	GP	MINS	GA	GAA	SO	W-L-T
ARTURS IRBE	75	4345	175	2.42	5	34-28-9
ERIC FICHAUD	9	490	24	2.94	1	3-5-1
MARK FITZPATRICK	3	107	8	4.49	0	0-2-0

SEASON HIGHLIGHTS

- The Hurricanes host the New Jersey Devils in the inaugural game at the Entertainment & Sports Arena – October 29, 1999.
- Ron Francis becomes the sixth player in NHL history to eclipse 1,500 points – November 5, 1999.
- Carolina defeats the Washington Capitals, 3-2, to earn its first win at the Entertainment & Sports Arena – November 7, 1999.
- Paul Coffey becomes the first defenseman in league history to score 1,500 points. Coffey and Francis are the first pair of teammates in league history to reach the milestone in the same season – December 23, 1999.
- Competing in his first All-Star weekend, Sami Kapanen wins the fastest skater event during the FedEx/NHL Superskills contest with a time of 13.649 seconds – February 5, 2000.
- Head coach Paul Maurice becomes the franchise's all-time winningest coach with a 4-3 victory against the Atlanta Thrashers, surpassing Jack Evans' total of 163 – April 8, 2000.

CLOSING GAME ROSTER vs. *Ottawa Senators (home 4/17/99)*

1	Arturs Irbe	G	11	Kevin Dineen	RW	24	Sami Kapanen	RW	77	Paul Coffey	D
2	Glen Wesley	D	13	Bates Battaglia	G	26	Ray Sheppard	RW	92	Jeff O'Neill	C
3	Steve Chiasson	D	18	Robert Kron	RW	28	Paul Ranheim	LW			
4	Nolan Pratt	D	20	Sandy McCarthy	LW	33	Dave Karpa	D			
5	Marek Malik	D	21	Ron Francis	C	44	Kent Manderville	C			
7	Curtis Leschyshyn	D	22	Sean Hill	D	51	Andrei Kovalenko	RW			
10	Gary Roberts	LW	23	Martin Gelinas	LW	55	Keith Primeau	C			

FINAL SOUTHEAST DIVISION STANDINGS

	GP	W	L	T	GF	GA	PTS
CAROLINA*	82	34	30	18	210	202	86
FLORIDA	82	30	34	18	210	228	78
WASHINGTON	82	31	45	6	200	218	68
TAMPA BAY	82	19	54	9	179	292	47

*Lost to BOS in Eastern Conference Quarterfinals 4-2.

COMPLETE RESULTS (*Overtime)

DATE	W/L	SCORE	OPP.	DATE	W/L	SCORE	OPP.
10/10	T	4-4*	TB	1/14	W	3-2	FLA
10/13	L	2-3	at NSH	1/16	L	2-3*	WSH
10/15	T	2-2*	DAL	1/18	W	4-2	TOR
10/17	T	1-1*	PHI	1/21	L	1-4	at DET
10/20	W	3-1	VAN	1/26	W	5-3	at PIT
10/24	W	3-1	at OTT	1/28	W	3-2*	NYR
10/25	L	2-3	LA	1/30	W	3-1	at MTL
10/28	W	2-0	CHI	1/31	T	0-0*	at BOS
10/30	L	0-1	at NYR	2/3	L	1-4	NJ
10/31	W	2-0	at BOS	2/5	L	1-4	at WSH
11/2	L	2-3	COL	2/6	T	3-3*	FLA
11/5	W	6-3	at NYI	2/10	W	6-5	at TOR
11/6	W	3-2	at WSH	2/12	W	3-1	at NYR
11/8	L	2-5	BOS	2/13	L	4-6	at NJ
11/11	L	4-5*	at ANA	2/15	L	2-3	at BUF
11/12	L	0-3	at SJ	2/18	T	2-2*	WSH
11/14	W	5-3	at LA	2/20	W	3-2	at TB
11/17	W	5-4	MTL	2/21	W	4-1	NYI
11/19	L	2-3*	at NJ	2/24	T	2-2*	at TOR
11/20	L	1-3	PHI	2/26	L	0-1	at VAN
11/22	L	2-5	NJ	2/27	T	2-2*	at EDM
11/25	W	3-0	SJ	3/3	W	2-1	BOS
11/28	W	3-1	at NYI	3/6	T	2-2*	at FLA
11/29	W	3-1	ANA	3/8	W	4-1	BUF
12/2	W	4-1	MTL	3/10	L	2-3*	PIT
12/4	T	3-3*	PIT	3/12	W	2-1	CGY
12/5	T	3-3*	at FLA	3/15	T	5-5*	at PHX
12/10	L	2-3	BOS	3/18	L	2-3	at COL
12/12	W	3-0	DET	3/21	L	2-3*	at DAL
12/15	W	3-0	EDM	3/22	L	2-5	at STL
12/18	L	1-5	at OTT	3/24	W	2-1	NYI
12/19	W	3-2	at BUF	3/26	L	2-7	TOR
12/21	L	1-4	BUF	3/28	T	3-3*	TB
12/23	W	1-0	at NYR	3/30	T	3-3*	at PHI
12/26	L	3-6	NYR	4/3	L	1-2	at CHI
12/30	W	4-3	TB	4/6	W	4-2	NJ
1/1	T	3-3*	at FLA	4/7	L	0-2	at MTL
1/2	W	4-1	NSH	4/10	W	6-1	at NYI
1/4	T	4-4*	OTT	4/14	W	3-0	WSH
1/7	L	2-4	at PIT	4/16	T	2-2*	at TB
1/9	L	0-2	at PHI	4/17	T	1-1*	OTT

MAJOR TRADES**12/29/98** – Acquired D Paul Coffey from CHI for Nelson Emerson.**03/06/99** – Acquired F Andrei Kovalenko from PHI for Adam Burt.**FINAL STATISTICS** (*Hurricanes games only*)

	SCORING (*Rookies)								
PLAYER	GP	G	A	PTS	PIM	PP	SH	GW	GT
KEITH PRIMEAU	78	30	32	62	75	9	1	5	1
SAMI KAPANEN	81	24	35	59	10	5	0	7	0
RAY SHEPPARD	74	25	33	58	16	5	0	4	1
RON FRANCIS	82	21	31	52	34	8	0	2	1
GARY ROBERTS	77	14	28	42	178	1	1	4	0
JEFF O'NEILL	75	16	15	31	66	4	0	2	0
MARTIN GELINAS	76	13	15	28	67	0	0	2	2
ROBERT KRON	75	9	16	25	10	3	1	2	0
GLEN WESLEY	74	7	17	24	44	0	0	2	1
NELSON EMERSON	35	8	13	21	36	3	0	0	1
PAUL RANHEIM	78	9	10	19	39	0	2	1	0
KEVIN DINEEN	67	8	10	18	97	0	0	1	0
BATES BATTAGLIA	60	7	11	18	22	0	0	0	2
KENT MANDERVILLE	81	5	11	16	38	0	0	0	0
NOLAN PRATT	61	1	14	15	95	0	0	1	0
ANDREI KOVALENKO	18	6	6	12	0	1	0	1	0
MAREK MALIK	52	2	9	11	36	1	0	0	0
PAUL COFFEY	44	2	8	10	28	1	0	0	0
SEAN HILL	54	0	10	10	48	0	0	0	0
CURTIS LESCHYSHYN	65	2	7	9	50	0	0	0	0
STEVE CHIASSON	28	1	8	9	16	1	0	0	0
ADAM BURT	51	0	3	3	46	0	0	0	0
STEVEN HALKO*	20	0	3	3	24	0	0	0	0
DAVE KARPA	33	0	2	2	55	0	0	0	0
MIKE RUCINSKI*	15	0	1	1	8	0	0	0	0
BYRON RITCHIE*	3	0	0	0	0	0	0	0	0
SHANE WILLIS*	7	0	0	0	0	0	0	0	0
CRAIG MACDONALD*	11	0	0	0	0	0	0	0	0
TREVOR KIDD	25	0	0	0	0	0	0	0	0
ARTURS IRBE	62	0	0	0	10	0	0	0	0

GOALTENDING

PLAYER	GP	MINS	GA	GAA	SO	W-L-T
ARTURS IRBE	62	3643	135	2.22	6	27-20-12
TREVOR KIDD	25	1358	61	2.70	2	7-10-6

SEASON HIGHLIGHTS

- Carolina signs franchise all-time leading scorer Ron Francis to a free agent contract – July 13, 1998.
- Carolina takes over Southeast Division lead. The Hurricanes would never surrender the lead, remaining in first place for 173 consecutive days – Oct. 28, 1998.
- Goaltender Arturs Irbe named NHL Player of the Week and NHL Player of the Month for October – Nov. 2, 1998.
- Arturs Irbe and Keith Primeau become the first Carolina Hurricanes to play in the NHL All-Star Game – Jan. 24, 1999.
- Hurricanes clinch the Southeast Division title, marking the team's first division title since 1987 – April 9, 1999.

1997-98 IN REVIEW

CLOSING GAME ROSTER *vs. Washington Capitals (away 4/19/98)*

2	Glen Wesley	D	11	Kevin Dineen	RW	24	Sami Kapanen	RW	34	Steve Martins	C
3	Steve Chiasson	D	12	Steve Rice	RW	26	Ray Sheppard	RW	37	Trevor Kidd	G
4	Nolan Pratt	D	14	Steve Halko	D	27	Steve Leach	RW	39	Pat Jablonski	G
5	Kevin Haller	D	18	Robert Kron	RW	28	Paul Ranheim	LW	44	Kent Manderville	C
6	Adam Burt	D	19	Nelson Emerson	RW	30	Mike Fountain	G	46	Mike Rucinski	D
7	Curtis Leschyshyn	D	22	Sean Hill	D	32	Stu Grimson	LW	55	Keith Primeau	C
10	Gary Roberts	LW	23	Martin Gelinas	LW	33	Bates Battaglia	LW	92	Jeff O'Neill	C

FINAL NORTHEAST DIVISION STANDINGS

	GP	W	L	T	GF	GA	PTS
PITTSBURGH	82	40	24	18	228	188	98
BOSTON	82	39	30	13	221	194	91
BUFFALO	82	36	29	17	211	187	89
MONTREAL	82	37	32	13	235	208	87
OTTAWA	82	34	33	15	193	200	83
CAROLINA*	82	33	41	8	200	219	74

*Did not make playoffs.

COMPLETE RESULTS *(*Overtime)*

DATE	W/L	SCORE	OPP.	DATE	W/L	SCORE	OPP.
10/1	L	2-4	at TB	1/3	L	1-6	DAL
10/3	L	3-4	PIT	1/5	W	4-1	OTT
10/4	L	2-3	at OTT	1/6	L	2-4	at NYR
10/7	T	3-3*	LA	1/8	T	3-3*	PHI
10/10	W	2-1	NJ	1/10	W	2-1*	at NYI
10/11	L	1-4	at PIT	1/12	L	1-4	PIT
10/13	L	1-3	at STL	1/14	L	1-4	CHI
10/15	T	3-3*	BUF	1/21	L	1-2	at BUF
10/18	L	2-4	at DET	1/22	W	4-2	at OTT
10/20	L	2-4	at NYR	1/24	W	4-3	at MTL
10/22	W	4-3	STL	1/27	L	0-3	at FLA
10/24	T	3-3*	at COL	1/28	W	3-2	at TB
10/26	W	3-2	at CHI	1/30	L	0-2	at NYI
10/31	L	2-3*	BUF	2/1	L	3-6	MTL
11/3	W	5-3	VAN	2/4	T	3-3*	TB
11/5	W	3-1	DET	2/7	W	3-1	at BOS
11/7	L	2-3	NYI	2/28	L	3-4	at NJ
11/9	W	4-1	OTT	3/2	W	3-1	at SJ
11/12	W	6-4	at EDM	3/5	W	2-1	at LA
11/13	W	4-2	at CGY	3/6	W	5-4*	at PHX
11/16	L	1-4	at VAN	3/8	W	3-1	at ANA
11/19	W	2-1	MTL	3/12	L	0-2	NJ
11/21	L	3-4	NYR	3/14	L	1-2	SJ
11/23	T	3-3*	CGY	3/15	W	4-1	EDM
11/26	L	2-3	at PIT	3/18	L	0-1	at WSH
11/28	W	2-0	TB	3/20	L	1-6	at DAL
11/29	L	2-3	COL	3/23	W	5-3	at FLA
12/1	W	3-1	BOS	3/26	W	4-1	NYR
12/3	W	5-3	NYI	3/28	W	4-2	at PHI
12/5	T	2-2*	PHX	3/29	L	1-3	PHI
12/6	L	1-4	at BOS	3/31	T	3-3*	MTL
12/10	L	2-5	FLA	4/1	W	4-0	at NJ
12/12	L	2-3*	at BUF	4/4	W	1-0	at MTL
12/16	W	2-1	OTT	4/6	W	3-0	at BOS
12/18	L	2-3	at OTT	4/8	L	1-3	at BUF
12/20	L	1-2	WSH	4/9	W	5-2	TOR
12/23	L	2-4	at PHI	4/11	L	1-5	at TOR
12/26	L	2-5	FLA	4/13	L	2-3	BOS
12/27	W	4-1	BUF	4/16	L	1-4	PIT
12/30	W	2-1	ANA	4/18	L	3-4	WSH
12/31	L	2-3	at PIT	4/19	L	1-2	at WSH

MAJOR TRADES

06/27/97 – Acq. Steve Leach from STL for Alexander Godynuk and 1998 6th-round draft pick (Brad Voth).

07/25/97 – Acq. Enrico Ciccone from CHI for Ryan Risadore and 1998 5th-round draft pick.

08/08/97 – Traded Jason Muzzati to NYR for 1998 4th-round draft pick (Tommy Westlund).

08/25/97 – Acq. Gary Roberts and Trevor Kidd from CGY in exchange for Andrew Cassels and Jean-Sebastien Giguere.

11/18/97 – Acquired D Sean Hill from OTT in exchange for Chris Murray.

01/02/98 – Traded Jeff Brown to TOR in exchange for a fourth round pick in the 1999 NHL Entry Draft.

01/03/98 – Acquired Martin Gelinas and Kirk McLean from VAN in exchange for Sean Burke, Geoff Sanderson, and Enrico Ciccone.

03/24/98 – Acquired Ray Sheppard from FLA in exchange for Kirk McLean.

08/11/98 – Acquired David Karpis and a fourth-round pick in 2000 from ANA for Stu Grimson and Kevin Haller.

FINAL STATISTICS *(Hurricanes games only)*

	SCORING (*Rookies)								
PLAYER	GP	G	A	PTS	PIM	PP	SH	GW	GT
KEITH PRIMEAU	81	26	37	63	110	7	3	2	0
SAMI KAPANEN	81	26	37	63	16	4	0	5	0
GARY ROBERTS	61	20	29	49	103	4	0	2	1
NELSON EMERSON	81	21	24	45	50	6	0	4	1
JEFF O'NEILL	74	19	20	39	67	7	1	4	1
RAY SHEPPARD	71	18	19	37	23	7	0	2	0
ROBERT KRON	81	16	20	36	12	4	0	2	1
MARTIN GELINAS	64	16	18	34	40	3	2	5	0
STEVE CHIASSON	66	7	27	34	65	6	0	0	0
GLEN WESLEY	82	6	19	25	36	1	0	1	0
KEVIN DINEEN	54	7	16	23	105	0	0	1	0
PAUL RANHEIM	73	5	9	14	28	0	1	2	0
CURTIS LESCHYSHYN	73	2	10	12	45	1	0	1	0
ADAM BURT	76	1	11	12	106	0	1	0	0
STEPHEN LEACH	45	4	5	9	42	1	1	2	0
KENT MANDERVILLE	77	4	4	8	31	0	0	0	0
KEVIN HALLER	65	3	5	8	94	0	0	0	0
STU GRIMSON	82	3	4	7	204	0	0	1	0
SEAN HILL	55	1	6	7	54	0	0	0	0
BATES BATTAGLIA	33	2	4	6	10	0	0	1	0
STEVEN RICE	47	2	4	6	38	0	0	0	0
STEVEN HALKO	18	0	2	2	10	0	0	0	0
NOLAN PRATT	23	0	2	2	44	0	0	0	0
MIKE RUCINSKI	9	0	1	1	2	0	0	0	0
JEFF DANIELS	2	0	0	0	0	0	0	0	0
MICHAEL FOUNTAIN	3	0	0	0	2	0	0	0	0
STEVE MARTINS	3	0	0	0	0	0	0	0	0
KEVIN BROWN	4	0	0	0	0	0	0	0	0
PAT JABLONSKI	5	0	0	0	0	0	0	0	0
TREVOR KIDD	47	0	0	0	2	0	0	0	0

GOALTENDING

PLAYER	GP	MINS	GA	GAA	SO	W-L-T
TREVOR KIDD	47	2685	97	2.16	3	21-21-3
SEAN BURKE	25	1415	66	2.79	1	7-11-5
PAT JABLONSKI	5	279	115	3.01	0	1-4-0
KIRK MCLEAN	8	401	22	3.29	0	4-2-0
MICHAEL FOUNTAIN	3	163	10	3.68	0	0-3-0

SEASON HIGHLIGHTS

- Carolina plays its first preseason game against NYI at the Greensboro Coliseum – Sept. 13, 1997.
- Carolina opens the franchise's 19th NHL season, and first as the Carolina Hurricanes, at TB – Oct. 1, 1997.
- Carolina registers its first win with a 2-1 victory over NJ – Oct. 10, 1997.
- NHL shuts down for three weeks in Feb. 1998 as NHL players compete at the Winter Olympics in Nagano, Japan. Carolina's Sami Kapanen plays for Team Finland, winning a Bronze Medal, and Keith Primeau completes the Olympic Tournament tied for third in scoring for Team Canada.
- Trevor Kidd named NHL Player of the Week on March 9, 1998 after posting a 3-0-0 record with a .968 sv. percentage and a 1.00 GAA.
- Peter Karmanos receives Lester Patrick Award on March 24, 1998, which is presented annually to individuals who have performed "outstanding service to hockey in the United States."
- Keith Primeau named NHL Player of the Week on March 30, 1998 after totaling eight points (4g, 4a) and a (+7) in a 3-1-0 week.
- On April 1, 1998 Trevor Kidd begins shutout sequence that will cover three consecutive road games with a 4-0 win at NJ, a 1-0 win at MTL (4/4), and a 3-0 win at BOS (4/6). The shutouts are a franchise high for the team and an individual goaltender. Streak ends in BUF (4/10) in a 3-1 loss. Finishes with 219:21 shutout streak. Also establishes new individual road shutout mark at 234:28.

CLOSING GAME ROSTER vs. *Tampa Bay Lightning* (home 4/13/97)

1	Sean Burke	G	8	Geoff Sanderson	LW	17	Chris Murray	RW	27	Derek King	LW
3	Steve Chiasson	D	11	Kevin Dineen	RW	18	Robert Kron	RW	29	Jason Muzzatti	G
5	Alexander Godnyuk	D	12	Steve Rice	RW	20	Glen Wesley	D	32	Stu Grimson	LW
6	Adam Burt	D	14	Kevin Haller	D	21	Andrew Cassels	C	44	Kent Manderville	C
7	Curtis Leschyshyn	D	16	Nelson Emerson	RW	24	Sami Kapanen	RW	55	Keith Primeau	C

FINAL NORTHEAST DIVISION STANDINGS

	GP	W	L	T	GF	GA	PTS
BUFFALO	82	40	30	12	237	208	92
PITTSBURGH	82	38	36	8	285	280	84
OTTAWA	82	31	36	15	226	234	77
MONTREAL	82	31	36	15	249	276	77
HARTFORD*	82	32	39	11	226	256	75
BOSTON	82	26	47	9	234	300	61

*Did not make playoffs.

COMPLETE RESULTS (*Overtime)

DATE	W/L	SCORE	OPP.	DATE	W/L	SCORE	OPP.
10/5	W	1-0	PHX	1/10	L	5-3	at VAN
10/8	W	7-3	PIT	1/12	L	2-1*	at EDM
10/12	L	6-0	at FLA	1/15	L	3-0	PIT
10/17	W	3-1	at NYI	1/20	W	3-1	TOR
10/19	W	6-2	NJ	1/22	W	2-1*	FLA
10/24	W	4-1	ANA	1/24	L	5-2	NYI
10/26	L	6-3	at BUF	1/25	W	5-1	at BUF
10/30	T	2-2*	NYI	1/30	L	5-3	at LA
10/31	T	4-4*	at BOS	1/31	L	6-3	at ANA
11/2	L	3-2	LA	2/5	L	5-2	at NYR
11/4	L	5-1	at DET	2/6	W	5-3	at BOS
11/6	W	5-1	BOS	2/8	L	3-2*	at MTL
11/8	L	4-1	DET	2/12	L	3-2	NJ
11/9	W	4-3*	BUF	2/13	L	4-0	at NJ
11/12	W	4-3	at SJ	2/15	W	2-1	OTT
11/14	W	2-1	at PHX	2/16	L	4-2	at OTT
11/16	T	4-4*	at COL	2/19	T	2-2*	at PHI
11/20	W	3-1	MTL	2/21	W	7-2	NYR
11/22	L	7-1	PIT	2/22	W	2-0	WSH
11/23	T	3-3*	at OTT	2/26	T	2-2*	CHI
11/27	L	6-2	VAN	2/28	L	3-2	SJ
11/29	T	1-1*	at FLA	3/2	L	5-2	PHI
11/30	W	6-3	at TB	3/5	W	2-0	CGY
12/3	T	4-4*	at PIT	3/7	W	2-0	MTL
12/5	W	4-2	at BOS	3/8	T	1-1*	at TOR
12/7	W	6-4	BUF	3/12	W	6-3	BOS
12/11	W	5-2	FLA	3/13	L	0-6	at NJ
12/12	L	3-2	at PHI	3/15	L	4-2	EDM
12/14	L	4-0	PHI	3/16	L	5-3	at WSH
12/16	L	5-2	at NYR	3/20	L	4-1	at STL
12/17	W	5-3	STL	3/21	L	2-0	at DAL
12/20	L	4-1	DAL	3/25	L	4-0	COL
12/21	W	6-5*	TB	3/27	W	5-2	at TB
12/26	L	5-1	at BUF	3/29	W	2-1	NYR
12/28	W	3-2	OTT	4/2	L	4-1	MTL
12/29	L	4-3	at CHI	4/3	T	5-5*	at PIT
1/1	L	3-2*	at WSH	4/5	W	4-1	at MTL
1/2	L	5-4*	BOS	4/7	W	4-2	BUF
1/4	T	1-1*	WSH	4/9	L	5-4	at OTT
1/6	L	4-5	at MTL	4/11	L	6-4	at NYI
1/9	L	3-2	at CGY	4/13	W	2-1	TB

MAJOR TRADES

10/09/96 – Acq. Paul Coffey, Keith Primeau, and 1997 1st-round draft pick (Nikos Tselios) from DET in exchange for Brendan Shanahan and Brian Glynn.

10/12/96 – Acq. Stu Grimson from DET by way of NHL waivers.

12/15/96 – Acq. Kevin Haller, 1997 1st-round draft pick (traded on draft day 1997 to SJ (Scott Hannan) for 1997 2nd-round pick (Brad DeFauw) and 1997 7th-round pick (Andrew Merrick) and 1997 7th-round draft pick from PHI for Paul Coffey and 1997 3rd-round draft pick (Kris Mallette).

03/05/97 – Acq. Steve Chiasson and 1997 3rd-round draft pick (Francis Lessard) from CGY for Glen Featherstone, Hnat Domenichelli, 1997 2nd-round draft pick (Dimitri Kokorev), and 1998 3rd-round draft pick.

03/18/97 – Acq. Bates Battaglia and 4th-round draft pick in 1998 (Josef Vasicek) from ANA for Mark Janssens; acq. 8th-round draft pick in 1998 (Jaroslav Svoboda) from TOR for Kelly Chase; acq. Chris Murray from PHX for Gerald Diduck; acq. Derek King from the NYI for 5th-round draft pick in 1997.

FINAL STATISTICS (*Whalers games only*)

	SCORING (*Rookies)								
PLAYER	GP	G	A	PTS	PIM	PP	SH	GW	GT
GEOFF SANDERSON	82	36	31	67	29	12	1	4	1
ANDREW CASSELS	81	22	44	66	46	8	0	2	0
KEITH PRIMEAU	75	26	25	51	161	6	3	2	2
KEVIN DINEEN	78	19	29	48	141	8	0	5	2
NELSON EMERSON	66	9	29	38	34	2	1	2	0
STEVE RICE	78	21	14	35	59	5	0	2	0
GLEN WESLEY	68	6	26	32	40	3	1	0	0
JEFF O'NEILL	72	14	16	30	40	2	1	2	0
SAMI KAPANEN	45	13	12	25	2	3	0	2	0
ROBERT KRON	68	10	12	22	10	2	0	4	1
PAUL RANHEIM	67	10	11	21	18	0	3	1	0
CURTIS LESCHYSHYN	64	4	13	17	30	1	1	1	0
STEVE CHIASSON	18	3	11	14	7	3	0	0	0
ADAM BURT	71	2	11	13	79	0	0	0	0
GERALD DIDUCK	56	1	10	11	40	0	0	1	0
KENT MANDERVILLE	44	6	5	11	18	0	0	1	0
PAUL COFFEY	20	3	5	8	18	1	0	1	0
KEVIN HALLER	35	2	6	8	48	0	0	0	0
GLEN FEATHERSONE	41	2	5	7	87	0	0	0	0
ALEXANDER GODNYYUK	55	1	6	7	41	0	0	1	0
ANDREI NIKOLISHIN	12	2	5	7	2	0	0	0	0
MARK JANSSENS	54	2	4	6	90	0	0	0	0
DEREK KING	12	3	3	6	2	1	0	0	0
MAREK MALIK	47	1	5	6	50	0	0	1	0
KEVIN BROWN	11	0	4	4	6	0	0	0	0
STU GRIMSON	75	2	2	4	218	0	0	0	0
KELLY CHASE	28	1	2	3	122	0	0	0	0
HNAT DOMENICHELLI	13	2	1	3	7	1	0	0	0
SEAN BURKE	51	0	2	2	14	0	0	0	0
JEFF DANIELS	10	0	2	2	0	0	0	0	0
CHRIS MURRAY	8	1	1	2	10	0	0	0	0
NOLAN PRATT	9	0	2	2	6	0	0	0	0
BRIAN GLYNN	1	1	0	1	2	0	0	0	0
STEVE MARTINS	2	0	1	1	0	0	0	0	0
JASON MUZZATTI	31	0	1	1	18	0	0	0	0
BRENDAN SHANAHAN	2	1	0	1	0	0	1	0	0
JEFF BROWN	1	0	0	0	0	0	0	0	0
J-S GIGUERE	8	0	0	0	0	0	0	0	0
JASON MCBAIN	6	0	0	0	0	0	0	0	0

GOALTENDING

PLAYER	GP	MINS	GA	GAA	SO	W-L-T
SEAN BURKE	51	2985	134	2.69	4	22-22-6
JASON MUZZATTI	31	1591	91	3.43	0	9-13-5
J-S GIGUERE	8	394	24	3.65	0	1-4-0

SEASON HIGHLIGHTS

- Kevin Dineen named team captain – Oct. 2, 1999.
- Sean Burke wins 1st two games and is unbeaten in seven games (5-0-2) from 11/9-11/23 as the Whalers lead the Northeast Division.
- Whalers post 16-11-6 mark to rank 1st in the Northeast Division at Christmas break. It marks one of the team's best starts to a season. Paul Maurice named assist. coach for NHL All-Star Game due to 1st place standing.
- Geoff Sanderson named NHL Player of the Week after totaling six points (4g, 2a) in a 2-0-1 week ending 12/8/96.
- Geoff Sanderson named to his second NHL All-Star Team, where he scores a goal. At the Skills Competition, Sanderson skates to second-fastest time (13.823) and finishes second in Hardest Shot Competition (98.6 mph).
- Sean Burke posts back-to-back home shutouts against CGY and MTL on March 5th and 7th.
- Whalers suffer franchise-high 368 games lost due to injury.
- Whalers complete final season in Hartford as Kevin Dineen scores the game-winner in a 2-1 victory over Tampa Bay – April 13, 1997. Team misses playoffs by two points.

1995-96 IN REVIEW

CLOSING GAME ROSTER *vs. Buffalo Sabres (away 4/14/96)*

1	Sean Burke	G	11	Kevin Dineen	RW	21	Andrew Cassels	C	27	Jeff Brown	D
4	Gerald Diduck	D	12	Steve Rice	RW	22	Mark Janssens	C	28	Paul Ranheim	LW
7	Brian Glynn	D	13	Andrei Nikolishin	C	23	Marek Malik	D	29	Jason Muzzatti	G
8	Geoff Sanderson	LW	15	Scott Daniels	LW	24	Sami Kapanen	LW	92	Jeff O'Neill	C
10	Brad McCrimmon	D	16	Nelson Emerson	RW	25	Jason McBain	D	94	Brendan Shanahan	LW

FINAL NORTHEAST DIVISION STANDINGS

	GP	W	L	T	GF	GA	PTS
BUFFALO	82	40	30	12	237	208	92
PITTSBURGH	82	38	36	8	285	280	84
OTTAWA	82	31	36	15	226	234	77
MONTREAL	82	31	36	15	249	276	77
HARTFORD*	82	32	39	11	226	256	75
BOSTON	82	26	47	9	234	300	61

*Did not make playoffs.

COMPLETE RESULTS *(*Overtime)*

DATE	W/L	SCORE	OPP.	DATE	W/L	SCORE	OPP.
10/7	W	2-0	NYR	1/10	L	2-3*	at CGY
10/11	W	3-2	ANA	1/12	W	3-2	at WIN
10/14	W	3-2	CHI	1/16	W	3-0	VAN
10/16	W	7-5	at NYR	1/17	W	6-3	at NYI
10/20	T	2-2*	PIT	1/24	L	2-4	at BUF
10/21	L	0-3	at FLA	1/25	W	8-2	LA
10/25	L	2-4	STL	1/27	T	4-4*	NJ
10/27	L	1-4	MTL	1/30	L	2-8	at SJ
10/28	L	0-3	at BOS	1/31	W	6-4	at LA
11/2	L	0-5	OTT	2/2	W	4-3	at ANA
11/4	W	5-4	at OTT	2/7	W	5-3	at VAN
11/5	L	1-6	at PHI	2/9	W	3-2*	at COL
11/7	W	7-3	SJ	2/11	W	5-3	at DAL
11/11	L	1-4	NYR	2/14	L	0-3	BOS
11/14	L	0-1	at NJ	2/17	W	2-1*	BUF
11/15	W	3-2	OTT	2/21	W	5-3	MTL
11/18	L	2-4	PHI	2/23	L	4-5	at PIT
11/20	L	3-4*	at MTL	2/25	L	2-6	DAL
11/22	W	4-2	MTL	2/28	T	4-4*	EDM
11/24	W	4-0	at TOR	3/1	L	2-5	WIN
11/25	L	2-4	WSH	3/2	W	7-1	FLA
11/29	T	2-2*	at TB	3/6	L	2-4	DET
12/1	L	1-2	at BUF	3/8	W	7-4	TOR
12/2	L	3-5	FLA	3/9	L	3-6	at STL
12/6	W	7-4	NYI.	3/13	W	3-2	PIT
12/9	L	0-6	at PIT	3/16	W	2-1	BUF
12/10	L	1-4	at CHI	3/18	W	6-3	TB
12/13	L	2-3	TB	3/20	L	2-3	at MTL
12/15	W	4-2	COL	3/22	T	1-1*	at OTT
12/16	T	3-3*	at NYI	3/23	T	2-2*	at WSH
12/18	L	2-3	at MTL	3/25	L	0-3	at PHI
12/20	L	2-3	CGY	3/27	L	5-6*	BOS
12/22	T	3-3*	at NYR	3/30	W	3-1	NYI
12/23	T	3-3*	PHI	4/1	L	2-3	at FLA
12/28	L	4-9	at PIT	4/3	L	2-4	at TB
12/30	L	0-3	at WSH	4/4	W	1-0	at NJ
12/31	L	2-3	at DET	4/6	L	3-6	NJ
1/3	W	2-0	WSH	4/8	W	5-4	PIT
1/5	W	4-2	OTT	4/11	L	2-3	at BOS
1/6	L	2-5	at BOS	4/13	W	2-0	BOS
1/9	W	5-1	at EDM	4/14	L	1-4	at BUF

MAJOR TRADES

07/27/95 – Brendan Shanahan acquired from STL for Chris Pronger.

10/06/95 – Nelson Emerson acquired from Winnipeg for Darren Turcotte.

12/01/95 – Jeff Reese traded to TB for 1996 9th-round draft pick (Askhat Rakhmatullin).

12/20/95 – Jeff Brown and a 1998 3rd-round draft pick (later traded to CGY in Steve Chiasson trade) acquired from VAN for Jim Dowd, Frantisek Kucera and a 1997 2nd-round draft pick from NJ for Jocelyn Lemieux and a 1998 2nd-round pick (later traded to Dallas-John Erskine).

12/28/95 – Kevin Dineen acquired from PHI for a 1997 7th-round draft pick (which was later re-acquired in the Paul Coffey trade).

FINAL STATISTICS *(Whalers games only)*

	SCORING (*Rookies)									
PLAYER	GP	G	A	PTS	PIM	PP	SH	GW	GT	
BRENDAN SHANAHAN	74	44	34	78	125	17	2	6	0	
GEOFF SANDERSON	81	34	31	65	40	6	0	7	0	
ANDREW CASSELS	81	20	43	63	39	6	0	1	2	
NELSON EMERSON	81	29	29	58	78	12	2	5	0	
ANDREI NIKOLISHIN	61	14	37	51	34	4	1	3	0	
ROBERT KRON	77	22	28	50	6	8	1	3	0	
JEFF BROWN	48	7	31	38	38	5	0	0	0	
PAUL RANHEIM	73	10	20	30	14	0	1	1	0	
JEFF O'NEILL	65	8	19	27	40	1	0	1	0	
GLEN WESLEY	68	8	16	24	88	6	0	1	0	
STEVE RICE	59	10	12	22	47	1	0	2	0	
ADAM BURT	78	4	9	13	121	0	0	1	0	
GLEN FEATHERSTONE	68	2	10	12	138	0	0	1	0	
GERALD DIDUCK	79	1	9	10	88	0	0	0	0	
KEVIN DINEEN	20	2	7	9	67	0	0	0	0	
SAMI KAPANEN	35	5	4	9	6	0	0	0	0	
BRAD McCRIMMON	58	3	6	9	62	0	1	0	0	
MARK JANSSENS	81	2	7	9	155	0	0	0	0	
FRANTISEK KUCERA	30	2	6	8	10	0	0	1	0	
SCOTT DANIELS	53	3	4	7	254	0	0	0	0	
KELLY CHASE	55	2	4	6	220	0	0	1	0	
SEAN BURKE	66	0	6	6	16	0	0	0	0	
STEVE MARTINS	23	1	3	4	8	0	0	0	0	
BRIAN GLYNN	54	0	4	4	44	0	0	0	0	
KEVIN SMYTH	21	2	1	3	8	1	0	0	0	
JOCELYN LEMIEUX	29	1	2	3	31	0	0	0	0	
JIMMY CARSON	11	1	0	1	0	0	0	0	0	
ALEXANDER GODYNYUK	3	0	0	0	2	0	0	0	0	
JASON McBAIN	3	0	0	0	0	0	0	0	0	
MAREK MALIK	7	0	0	0	4	0	0	0	0	
JASON MUZZATTI	22	0	0	0	33	0	0	0	0	
JEFF REESE	7	0	0	0	0	0	0	0	0	

GOALTENDING

PLAYER	GP	MINS	GA	GAA	SO	W-L-T
JASON MUZZATTI	22	1013	49	2.9	1	4-8-3
SEAN BURKE	66	3669	190	3.11	4	28-28-6
JEFF REESE	7	275	14	3.05	1	2-3-0

SEASON HIGHLIGHTS

- Paul Holmgren is fired as head coach and is replaced by Paul Maurice – Nov. 6, 1995.
- Brendan Shanahan starts in the NHL's 46th All-Star Game and scores a goal. Shanahan led the Whalers in goals (44) and points (78).
- Whalers re-acquire Kevin Dineen from Philadelphia for a 1997 seventh-round draft pick, which was later re-acquired in the Paul Coffey trade.
- The Whalers win the last five games of a six-game road trip—the best six-game road trip in club history.
- Whalers complete season with their best record since the 1989-90 season. The team's home record (22-15-4) is the Whalers' best home ice record since 1986-87.

CLOSING GAME ROSTER vs. *Quebec Nordiques (away 5/3/95)*

1	Sean Burke	G	11	Andrei Nikolishin	C	20	Glen Wesley	D	28	Paul Ranheim	RW
4	Frantisek Kucera	D	13	Ted Drury	C	22	Mark Janssens	C	35	Jeff Reese	G
6	Adam Burt	D	14	Kevin Smyth	LW	24	Jim Storm	LW	36	Glen Featherstone	D
7	Brian Glynn	D	17	Scott Daniels	LW	26	Jocelyn Lemieux	RW	44	Chris Pronger	D
8	Geoff Sanderson	LW	18	Robert Kron	LW	27	Kelly Chase	RW	89	Darren Turcotte	C

FINAL NORTHEAST DIVISION STANDINGS

	GP	W	L	T	GF	GA	PTS
QUEBEC	48	30	13	5	185	134	65
PITTSBURGH	48	29	16	3	181	158	61
BOSTON	48	27	18	3	150	127	57
BUFFALO	48	22	19	7	130	119	51
HARTFORD*	48	19	24	5	127	141	43
MONTREAL	48	18	23	7	125	148	43
OTTAWA	48	9	34	5	117	174	23

*Did not make playoffs.

COMPLETE RESULTS (*Overtime)

DATE	W/L	SCORE	OPP.	DATE	W/L	SCORE	OPP.
1/21	T	1-1*	WSH	3/14	W	6-4	NYI
1/22	T	2-2*	NJ	3/16	T	2-2*	at NJ
1/25	W	4-1	OTT	3/20	L	0-5	WSH
1/26	L	2-3	at PHI	3/22	W	4-3	PHI
1/28	L	1-2	FLA	3/25	W	5-1	NYI
2/1	W	2-1	at OTT	3/26	W	4-3*	at WSH
2/4	L	4-5	at BOS	3/29	T	4-4*	at FLA
2/5	L	1-3	at QUE	3/31	L	0-2	at TB
2/8	L	2-3	QUE	4/4	L	3-6	at BUF
2/10	L	3-4	at TB	4/5	W	8-4	at PIT
2/11	L	3-4	at FLA	4/8	W	4-2	BUF
2/13	T	2-2*	at MTL	4/9	L	0-3	TB
2/15	W	4-1	MTL	4/12	W	4-2	OTT
2/16	L	2-5	at PIT	4/14	W	4-3*	MTL
2/18	W	4-2	PIT	4/16	L	2-3	at NJ
2/22	W	3-2*	BOS	4/18	W	2-1	at BUF
2/24	W	2-1	at NYR	4/20	L	2-3	at NYR
2/25	L	1-3	BUF	4/21	L	3-6	at WSH
2/28	W	6-3	at OTT	4/23	L	2-4	PIT
3/1	L	2-5	NYR	4/24	W	4-3	at MTL
3/4	W	3-2*	TB	4/26	L	0-1	at BOS
3/5	L	2-5	BOS	4/28	L	3-4	PHI
3/7	L	1-3	at NYI	5/3	L	1-4	at QUE
3/9	W	2-1	QUE				
3/12	L	1-4	FLA				

MAJOR TRADES

08/26/94 – Glen Wesley acquired from BOS for Hurricanes' first-round draft picks in the 1995 (Kyle McLaren), 1996 (Jonathan Aitken) and 1997 (Sergei Samsonov) NHL Entry Draft.

01/18/95 – Kelly Chase and Brian Glynn selected in NHL Waiver Draft.

03/23/95 – Glen Featherstone, Michael Stewart and a 1995 first-round (Jean-Sebastien Giguere) and 1996 fourth-round (Steve Wasyloko) draft pick acquired from the NYR for Pat Verbeek.

FINAL STATISTICS (*Whalers games only*)

	SCORING (*Rookies)								
PLAYER	GP	G	A	PTS	PIM	PP	SH	GW	GT
ANDREW CASSELS	46	7	30	37	18	1	0	1	0
DARREN TURCOTTE	47	17	18	35	22	3	1	3	0
GEOFF SANDERSON	46	18	14	32	24	4	0	4	0
STEVE RICE	40	11	10	21	61	4	0	1	1
PAUL RANHEIM	47	6	14	20	10	0	0	1	0
FRANTISEK KUCERA	48	3	17	20	30	0	0	1	0
JIMMY CARSON	38	9	10	19	29	4	0	3	0
ROBERT KRON	37	10	8	18	10	3	1	1	0
ANDREI NIKOLISHIN	39	8	10	18	10	1	1	0	0
ADAM BURT	46	7	11	18	65	3	0	1	0
PAT VERBEEK	29	7	11	18	53	3	0	0	1
GLEN WESLEY	48	2	14	16	50	1	0	1	0
CHRIS PRONGER	43	5	9	14	54	3	0	1	0
JOCELYN LEMIEUX	41	6	5	11	32	0	0	1	0
TED DRURY	34	3	6	9	21	0	0	0	0
MARK JANSSENS	46	2	5	7	93	0	0	0	0
BRIAN GLYNN	43	1	6	7	32	0	0	0	0
KEVIN SMYTH	16	1	5	6	13	0	0	0	0
IGOR CHIBIREV	8	3	1	4	0	0	0	0	0
KELLY CHASE	28	0	4	4	141	0	0	0	0
GLEN FEATHERSTONE	13	1	1	2	32	0	0	0	0
JIM STORM	6	0	3	3	0	0	0	0	0
SCOTT DANIELS	12	0	2	2	55	0	0	0	0
MAREK MALIK	1	0	1	1	0	0	0	0	0
BRAD McCRIMMON	33	0	1	1	42	0	0	0	0
SEAN BURKE	42	0	1	1	8	0	0	0	0
ROBERT PETROVICKY	2	0	0	0	0	0	0	0	0
JEFF REESE	11	0	0	0	0	0	0	0	0
JIM SANDLAK	13	0	0	0	0	0	0	0	0
ALEXANDER GODYNYUK	14	0	0	0	8	0	0	0	0

GOALTENDING

PLAYER	GP	MINS	GA	GAA	SO	W-L-T
SEAN BURKE	42	2418	108	2.68	0	17-19-4
JEFF REESE	11	477	26	3.27	0	2-5-1

SEASON HIGHLIGHTS

- NHL starts a reduced 48-game schedule after the NHL and NHLPA agree upon a new collective bargaining agreement 10 days earlier – Jan. 21, 1995.
- After Whalers' captain Pat Verbeek is traded to the Rangers, the Whalers name Adam Burt, Andrew Cassels and Glen Wesley as alternate captains – March 23, 1995.
- Whalers complete season with an increase in average attendance for the first time since 1987-88 (12.8%).
- Whalers finish season with the NHL's best overtime record (4-0-5) for the second straight season.

1993-94 IN REVIEW

CLOSING GAME ROSTER *vs. Boston Bruins (away 4/1/94)*

1	Sean Burke	G	17	Ted Drury	C	23	Jocelyn Lemieux	LW	33	Ted Crowley	D
4	Frank Kucera	D	18	Robert Kron	LW	24	Jim Storm	LW	35	Jeff Reese	G
8	Geoff Sanderson	LW	20	Kevin Smyth	LW	25	Bob McGill	D	39	Robert Petrovicky	LW
10	Brad McCrimmon	D	21	Andrew Cassels	C	26	Brian Propp	LW	44	Chris Pronger	D
16	Pat Verbeek	RW	22	Mark Janssens	C	29	Marc Potvin	RW	45	John Stevens	D

FINAL NORTHEAST DIVISION STANDINGS

	GP	W	L	T	GF	GA	PTS
PITTSBURGH	84	44	27	13	299	285	101
BOSTON	84	42	29	13	289	252	97
MONTREAL	84	41	29	14	283	248	96
BUFFALO	84	43	32	9	282	218	95
QUEBEC	84	34	42	8	277	292	76
HARTFORD*	84	27	48	9	227	288	63
OTTAWA	84	14	61	9	201	397	37

*Did not make playoffs.

COMPLETE RESULTS *(*Overtime)*

DATE	W/L	SCORE	OPP.	DATE	W/L	SCORE	OPP.
10/6	L	3-4	at MTL	1/12	L	4-6	at LA
10/9	L	2-5	PHI	1/14	L	3-6	at ANA
10/10	W	3-2	at BUF	1/15	L	2-8	at SJ
10/13	W	4-3	MTL	1/17	L	3-5	at BOS
10/14	W	6-2	at CHI	1/19	T	3-3*	TOR
10/16	L	3-5	at PIT	1/24	L	1-2	BOS
10/19	L	2-7	at TOR	1/26	L	0-3	MTL
10/20	L	2-5	QUE	1/27	T	1-1*	at OTT
10/23	T	3-3*	BUF	1/29	L	2-3	QUE
10/27	L	1-5	at DAL	2/1	W	2-1	at QUE
10/28	L	1-2	at STL	2/2	L	2-9	at MTL
10/30	L	1-4	NYR	2/4	T	2-2*	at WIN
11/1	L	2-4	STL	2/6	W	4-2	at VAN
11/3	L	3-6	CGY	2/11	L	1-4	at CGY
11/6	L	3-5	at NYI	2/12	W	5-2	at EDM
11/10	W	4-3*	OTT	2/16	L	3-5	BUF
11/13	T	4-4*	EDM	2/17	L	4-6	at PIT
11/17	L	2-4	BOS	2/19	W	4-2	NYR
11/18	L	3-6	at PHI	2/24	L	0-3	at DET
11/20	L	2-3	SJ	2/26	T	1-1*	NJ
11/23	W	2-1*	at FLA	2/27	L	1-3	WSH
11/24	L	1-4	at TB	3/2	L	1-4	LA
11/27	W	4-0	FLA	3/4	W	2-1	at FLA
11/29	W	4-2	at OTT	3/5	L	2-4	at TB
12/1	W	5-3	DET	3/9	W	4-1	TB
12/4	L	6-7*	PIT	3/10	L	0-4	at NJ
12/7	W	6-1	at WSH	3/12	T	2-2*	DAL
12/8	L	1-4	VAN	3/13	L	2-3	PIT
12/11	L	0-3	BUF	3/16	L	0-4	at NYR
12/12	T	2-2*	at BOS	3/17	L	1-4	at QUE
12/15	L	2-5	at NYR	3/19	W	5-3	at PHI
12/18	W	4-1	WSH	3/22	L	1-4	at WSH
12/22	W	6-3	NJ	3/25	L	3-6	at BUF
12/23	W	2-1	at OTT	3/26	L	2-3	ANA
12/26	W	3-2*	OTT	3/29	L	2-6	at DET
12/28	L	2-4	at NJ	3/30	W	3-2*	CHI
12/29	L	3-5	FLA	4/2	L	5-6	PHI
1/1	W	4-3	at NYI	4/6	T	3-3*	NYI
1/2	W	7-2	PIT	4/7	L	2-5	at QUE
1/5	W	4-0	WIN	4/10	W	6-4	TB
1/6	L	1-2	STL	4/11	L	1-3	MTL
1/8	W	6-0	NYI	4/14	W	3-2	at BOS

MAJOR TRADES

11/02/93 – Bryan Marchment and Steve Larmer acquired from CHI for Patrick Poulin and Eric Weinrich.

11/02/93 – Darren Turcotte and James Patrick acquired from NYR for Nick Kypreos, Barry Richter, Steve Larmer and a 1994 sixth-round draft pick (Yuri Litvinev).

12/16/93 – Alexander Godynnyuk acquired from FLA for Jim McKenzie.

03/10/94 – Gary Suter, Ted Drury and Paul Ranheim acquired from CGY for Zarley Zalapski, James Patrick and Michael Nylander.

05/11/94 – Frantisek Kucera and Jocelyn Lemieux acquired from CHI for Gary Suter, Randy Cunneyworth and a 1995 third-round pick (later traded to VAN for Larry Courville).

FINAL STATISTICS *(Whalers games only)*

	SCORING (*Rookies)								
PLAYER	GP	G	A	PTS	PIM	PP	SH	GW	GT
PAT VERBEEK	84	37	38	75	177	15	1	3	1
GEOFF SANDERSON	82	41	26	67	42	15	1	6	2
ANDREW CASSELS	79	16	42	58	37	8	1	3	0
ROBERT KRON	77	24	26	50	8	2	1	3	0
MICHAEL NYLANDER	58	11	33	44	24	4	0	1	2
ZARLEY ZALAPSKI	56	7	30	37	56	0	0	0	0
CHRIS PRONGER	81	5	25	30	113	2	0	0	0
BRIAN PROPP	65	12	17	29	44	3	1	2	0
JAMES PATRICK	47	8	20	28	32	4	1	2	1
ADAM BURT	63	1	17	18	75	0	0	0	0
RANDY CUNNEYWORTH	63	9	8	17	87	0	1	1	0
JIM STORM	68	6	10	16	27	1	0	0	0
IGOR CHIBIREV	37	4	11	15	2	0	0	1	0
DARREN TURCOTTE	19	2	11	13	4	0	0	0	0
ALEXANDER GODYNYUK	43	3	9	12	40	0	0	1	0
MARK JANSSENS	84	2	10	12	137	0	0	0	0
ROBERT PETROVICKY	33	6	5	11	39	1	0	0	0
BRYAN MARCHMENT	42	3	7	10	124	0	1	1	0
MARK GREIG	31	4	5	9	31	0	0	0	0
JIM SANDLAK	27	6	2	8	32	2	0	1	0
JOCELYN LEMIEUX	16	6	1	7	19	0	0	2	0
TED DRURY	16	1	5	6	10	0	0	0	0
BRAD McCRIMMON	65	1	5	6	72	0	0	0	0
KEVIN SMYTH	21	3	2	5	10	0	0	0	0
MARC POTVIN	51	2	3	5	246	0	0	0	0
FRANTISEK KUCERA	16	1	3	4	14	1	0	0	0
PAUL RANHEIM	15	0	3	3	2	0	0	0	0
TED CROWLEY	21	1	2	3	10	1	0	0	0
PATRICK POULIN	9	2	1	3	11	1	0	0	0
JOHN STEVENS	9	0	3	3	4	0	0	0	0
BOB MCGILL	30	0	3	3	41	0	0	0	0
JIM MCKENZIE	26	1	2	3	67	0	0	0	0
ERIC WEINRICH	8	1	1	2	2	1	0	0	0
TODD HARKINS	28	1	0	1	49	0	0	0	0
JEFF REESE	19	0	1	1	0	0	0	0	0
DAN KECZMER	12	0	1	1	12	0	0	0	0
MIKE TOMLAK	1	0	0	0	0	0	0	0	0
MIKE LENARDUZZI	1	0	0	0	0	0	0	0	0
YVON CORRIVEAU	3	0	0	0	0	0	0	0	0
MARIO GOSSELIN	7	0	0	0	0	0	0	0	0
ALLEN PEDERSEN	7	0	0	0	9	0	0	0	0
FRANK PIETRANGELO	19	0	0	0	2	0	0	0	0
SEAN BURKE	47	0	0	0	16	0	0	0	0
DOUG HOUDA	7	0	0	0	23	0	0	0	0
NICK KYPREOS	10	0	0	0	37	0	0	0	0

GOALTENDING

PLAYER	GP	MINS	GA	GAA	SO	W-L-T
MIKE LENARDUZZI	1	21	1	2.86	0	0-0-0
SEAN BURKE	47	2750	137	2.99	2	17-24-5
JEFF REESE	19	1057	56	3.18	1	5-9-3
FRANK PIETRANGELO	19	984	59	3.60	0	5-11-1
MARIO GOSSELIN	7	239	21	5.27	0	0-4-0

SEASON HIGHLIGHTS

- Geoff Sanderson has his second straight 40-goal season, leading the Whalers with 41.
- Andrew Cassels is the Whalers' top playmaker for the second straight season with 42 assists.
- Paul Holmgren steps down as head coach to concentrate on his duties as general manager. He is replaced by Pierre McGuire on November 16.
- Eleven Whalers finish the season with other NHL clubs as the team makes major trades with Chicago, Florida, Calgary and the NY Rangers.
- On the day the Whalers host the 1994 Entry Draft, the club is sold to Peter Karmanos Jr., Thomas Thewes and Jim Rutherford. Holmgren is named head coach and Rutherford becomes club president and general manager.

CLOSING GAME ROSTER *vs. Philadelphia Flyers (home 4/16/93)*

3	Zarley Zalapski	D	11	Yvon Corriveau	RW	23	Paul Gillis	C	30	Mike Lenarduzzi	G
4	Eric Weinrich	D	12	Barry Nieckar	LW	24	Patrick Poulin	LW	36	Michael Nylander	C
6	Adam Burt	D	16	Pat Verbeek	RW	25	Terry Yake	C	38	Robert Kron	RW
7	Randy Cunneynworth	LW	21	Andrew Cassels	C	27	Doug Houda	D	40	Frank Pietrangelo	G
8	Geoff Sanderson	LW	22	Mark Janssens	C	29	Randy Ladouceur	D	41	Al Pedersen	D

FINAL ADAMS DIVISION STANDINGS

	GP	W	L	T	GF	GA	PTS
BOSTON	84	51	26	7	332	268	109
QUEBEC	84	47	27	10	351	300	104
MONTREAL	84	48	30	6	326	280	102
BUFFALO	84	38	36	10	335	297	86
HARTFORD*	84	26	52	6	284	369	58
OTTAWA	84	10	70	4	202	395	24

*Did not make playoffs.

FINAL STATISTICS *(Whalers games only)*

PLAYER	SCORING (*Rookies)								
	GP	G	A	PTS	PIM	PP	SH	GW	GT
GEOFF SANDERSON	82	46	43	89	28	21	2	4	0
ANDREW CASSELS	84	21	65	86	62	8	3	1	0
PAT VERBEEK	84	39	43	82	197	16	0	6	2
ZARLEY ZALAPSKI	83	14	51	65	94	8	1	0	0
TERRY YAKE	66	22	31	53	46	4	1	2	0
PATRICK POULIN	81	20	31	51	37	4	0	2	0
ERIC WEINRICH	79	7	29	36	76	0	2	2	0
MICHAEL NYLANDER	59	11	22	33	36	3	0	1	0
MARK JANSSENS	76	12	17	29	237	0	0	1	0
NICK KYPREOS	75	17	10	27	325	0	0	2	1
ADAM BURT	65	6	14	20	116	0	0	0	0
YVON CORRIVEAU	37	5	5	10	14	1	0	1	0
RANDY CUNNEYWORTH	39	5	4	9	63	0	0	1	0
ROBERT PETROVICKY	42	3	6	9	45	0	0	0	0
JIM MCKENZIE	64	3	6	9	202	0	0	0	0
DAN KECZMER	23	4	4	8	28	2	0	1	0
DOUG HOUDA	60	2	6	8	167	0	0	0	0
MARK GREIG	22	1	7	8	27	0	0	0	0
JOE DAY	24	1	7	8	47	0	0	0	0
RANDY LADOUCEUR	62	2	4	6	109	0	0	0	0
TIM KERR	22	0	6	6	7	0	0	0	0
ROBERT KRON	13	4	2	6	4	2	0	0	0
JAMIE LEACH	19	3	2	5	2	0	0	0	0
ALLEN PEDERSEN	59	1	4	5	60	0	0	0	0
PAUL GILLIS	21	1	1	2	40	0	0	0	0
SEAN BURKE	50	0	2	2	25	0	0	0	0
CHRIS GOVEDARIS	7	1	0	1	0	0	0	0	0
MARIO GOSSELIN	16	0	1	1	0	0	0	0	0
CORRIE D'ALESSIO	1	0	0	0	0	0	0	0	0
SCOTT DANIELS	1	0	0	0	19	0	0	0	0
BARRY NIECKAR	2	0	0	0	2	0	0	0	0
MIKE LENARDUZZI	3	0	0	0	0	0	0	0	0
JIM AGNEW	16	0	0	0	68	0	0	0	0
FRANK PIETRANGELO	30	0	0	0	4	0	0	0	0

GOALTENDING

PLAYER	GP	MINS	GA	GAA	SO	W-L-T
CORRIE D'ALESSIO	1	11	0	0.00	0	0-0-0
MIKE LENARDUZZI	3	168	9	3.21	0	1-1-1
MARIO GOSSELIN	16	867	57	3.94	0	5-9-1
SEAN BURKE	50	2656	184	4.16	0	16-27-3
FRANK PIETRANGELO	30	1373	111	4.85	0	4-15-1

SEASON HIGHLIGHTS

- Geoff Sanderson represents the Whalers in the NHL All-Star Skills Competition, and he is chosen as Hartford's MVP by his teammates. Sanderson leads the team with 46 goals and 89 points, including a club record 21 power play goals.
- Andrew Cassels leads the Whalers in assists with 65 in his first full season in Hartford.
- Brian Burke joins the Whalers as general manager.
- Nick Kypreos ties a club record with 42 penalty minutes on December 11 at Buffalo en route to winning the Favorite Whaler and Heavy Hitter awards.
- Captain Pat Verbeek registers his first two hat tricks as a Whaler against Edmonton 2/20 and the New York Islanders 2/28.

COMPLETE RESULTS *(*Overtime)*

DATE	W/L	SCORE	OPP.	DATE	W/L	SCORE	OPP.
10/6	L	1-5	MTL	1/13	L	3-7	at MTL
10/8	L	2-3*	at BOS	1/15	L	1-3	at EDM
10/10	L	2-5	BUF	1/16	L	3-8	at VAN
10/12	L	2-6	at NYR	1/18	L	7-8	vs. WIN
10/14	W	4-1	OTT	1/21	W	4-2	SJ
10/17	L	3-7	PIT	1/23	L	2-6	CHI
10/20	W	5-4	at NJ	1/24	L	4-5*	at PHI
10/22	W	5-1	at OTT	1/27	W	6-5	at MTL
10/24	L	2-4	at NYI	1/28	L	2-5	at OTT
10/28	L	3-4*	NJ	1/30	L	3-6	WIN
10/31	L	1-7	LA	2/3	L	2-3	at BUF
11/3	T	3-3*	QUE	2/8	L	1-3	vs. STL
11/6	L	2-5	at DET	2/12	W	6-2	at WIN
11/7	L	2-6	WSH	2/13	L	3-4*	at CGY
11/11	L	3-4	CGY	2/17	L	3-5	BUF
11/13	L	2-8	at BUF	2/20	W	7-3	EDM
11/14	L	0-2	DET	2/21	L	3-4	PIT
11/18	W	5-2	STL	2/24	L	2-5	PHI
11/19	W	4-2	at OTT	2/27	W	5-3	at QUE
11/21	L	2-8	at QUE	2/28	L	6-7*	NYI
11/25	L	1-6	MTL	3/3	L	4-7	NJ
11/27	L	4-5*	at BOS	3/5	W	4-2	at BUF
11/28	W	4-3*	BOS	3/6	W	5-1	VAN
12/1	L	4-8	at STL	3/8	W	4-2	at QUE
12/3	W	7-5	at SJ	3/10	L	3-5	at TOR
12/5	L	3-7	at LA	3/13	T	3-3*	BUF
12/9	W	6-2	OTT	3/16	W	4-3*	at TB
12/11	L	3-9	at BUF	3/19	L	2-5	at WSH
12/12	T	1-1	BUF	3/22	L	4-5	at BOS
12/16	W	6-3	WSH	3/24	L	5-6*	MTL
12/18	L	3-4	at WSH	3/27	W	2-1	at MIN
12/19	T	4-4*	NYR	3/28	L	0-3	at CHI
12/21	W	5-2	at MTL	3/30	L	1-3	BOS
12/23	W	3-1	TB	4/1	L	2-10	at PIT
12/26	L	4-9	BOS	4/3	W	7-3	OTT
12/27	L	2-6	at NJ	4/5	W	5-4	at NYR
12/31	L	2-6	QUE	4/7	W	6-1	at OTT
1/2	L	2-3*	at BOS	4/10	L	3-6	at QUE
1/3	T	6-6*	MIN	4/11	L	2-4	TOR
1/6	L	1-3	BUF	4/13	T	3-3*	at NYI
1/9	W	4-2	QUE	4/14	W	5-4*	NYI
1/10	L	5-7	MTL	4/16	L	4-5*	PHI

MAJOR TRADES

- 06/15/92** – Obtained Nick Kypreos from WSH for Mark Hunter and Yvon Corriveau.
- 08/28/92** – Obtained Sean Burke and Eric Weinrich from NJ for Bobby Holik, a 2nd-round 1993 draft pick (Jay Pandolfo) and future considerations.
- 09/03/92** – Obtained Mark Janssens from MIN for James Black.
- 11/24/92** – Traded John Cullen to TOR for a 1993 2nd-round pick (later traded to SJ in Chris Pronger trade).
- 03/22/93** – Obtained Robert Kron, 1993 3rd-round pick (Marek Malik) and future considerations from VAN for Murray Craven and the 1993 5th-round pick from VAN in the Corrie D'Alessio trade.
- 05/17/93** – Obtained Jim Sandlak from VAN to complete the 03/22 trade.

1991-92 IN REVIEW

CLOSING GAME ROSTER *vs. Philadelphia Flyers (away 4/15/92)*

3	Zarley Zalapski	D	11	John Cullen	C	24	Bobby Holik	RW	35	Kay Whitmore	G
5	Steve Konroyd	D	12	Murray Craven	LW	25	Mark Bergevin	D	36	Daniel Shank	RW
6	Adam Burt	D	16	Pat Verbeek	LW	26	Mark Hunter	RW	37	Patrick Poulin	LW
7	Randy Cunneyworth	LW	20	Yvon Corriveau	LW	29	Randy Ladouceur	D	40	Frank Pietrangelo	G
8	Geoff Sanderson	LW	21	Andrew Cassels	C	34	Mikael Anderson	C	46	Todd Richards	D

FINAL ADAMS DIVISION STANDINGS

	GP	W	L	T	GF	GA	PTS
MONTREAL	80	41	28	11	267	207	93
BOSTON	80	36	32	12	270	275	84
BUFFALO	80	31	37	12	289	299	74
HARTFORD*	80	26	41	13	247	283	65
QUEBEC	80	20	48	12	255	318	52

*Lost to Montreal in Adams Division Semi-Finals, 4-3.

COMPLETE RESULTS *(*Overtime)*

DATE	W/L	SCORE	OPP.	DATE	W/L	SCORE	OPP.
10/5	L	2-4	at QUE	1/16	L	3-4*	at BOS
10/8	T	2-2*	MTL	1/21	T	3-3*	WIN
10/12	W	5-2	NYR	1/25	T	4-4*	BOS
10/14	W	4-3	at MTL	1/26	L	1-3	at MTL
10/16	W	3-2	at WIN	1/28	L	3-4	MIN
10/19	W	4-1	BUF	1/31	L	1-4	at EDM
10/23	W	3-0	SJ	2/1	T	4-4*	at VAN
10/26	L	2-4	CHI	2/4	L	5-6	at SAN
10/27	L	1-5	at BUF	2/6	T	5-5*	at LA
10/30	T	4-4*	LA	2/9	T	4-4*	MIN
11/1	L	5-8	at DET	2/11	W	5-1	BUF
11/2	W	6-5	at PIT	2/13	L	1-3	EDM
11/6	L	2-3	CGY	2/15	L	1-4	at NJ
11/9	W	4-3	at STL	2/16	L	4-5	at BUF
11/10	L	0-3	CHI	2/19	T	2-2*	MTL
11/12	W	5-4	QUE	2/22	W	4-0	QUE
11/14	T	2-2*	MTL	2/23	L	0-4	DET
11/16	L	4-5*	BOS	2/25	L	2-5	STL
11/17	W	3-1	at TOR	2/27	W	8-4	at PIT
11/22	L	2-8	at NJ	2/29	W	5-4*	at MIN
11/23	L	2-3	WSH	3/1	L	4-9	at NYR
11/25	L	2-5	at QUE	3/3	W	4-0	BOS
11/27	W	7-3	at PHI	3/5	L	4-10	QUE
11/30	W	3-2	MTL	3/7	L	1-5	VAN
12/1	L	4-5	BOS	3/9	L	0-2	at QUE
12/4	L	0-3	TOR	3/11	W	4-0	LA
12/7	T	6-6*	BUF	3/13	W	1-0	at WIN
12/13	W	8-4	at BUF	3/14	L	1-3	at EDM
12/14	L	2-6	NYR	3/16	W	4-3	at CGY
12/17	L	2-4	NYI	3/18	L	2-3	at VAN
12/19	L	1-4	NJ	3/21	L	4-5	SJ
12/21	L	2-3*	at MTL	3/22	T	2-2*	PIT
12/23	W	4-3	BUF	3/24	W	8-2	at WSH
12/26	L	2-3	at BOS	3/26	L	2-7	at STL
12/28	L	1-4	at QUE	3/28	L	1-3	CHI
12/29	W	6-4	NYI	3/29	T	2-2*	at BUF
1/2	W	4-1	QUE	4/12	W	4-2	PHI
1/4	T	2-2*	WSH	4/13	L	3-6	at BOS
1/9	L	1-2	at NYI	4/15	W	4-3*	at PHI
1/11	L	2-3	at MTL				
1/15	L	3-4	BOS				

MAJOR TRADES

09/17/91 — Andrew Cassels is acquired from MTL for a 1992 second-round draft pick (Valeri Bure).

11/13/91 — Murray Craven and a 1992 fourth-round draft pick (Kevin Smyth) acquired from PHI for Kevin Dineen.

01/24/92 — Steve Konroyd is acquired from CHI for Rob Brown.

03/10/92 — Frank Pietrangelo is acquired from PIT for 1994 third- and seventh-round picks (Sven Butenschon and Serge Habin).

07/08/92 — Tim Kerr is acquired from NYR for a 1993 seventh-round draft pick (Sergei Kondrashkin).

FINAL STATISTICS *(Whalers games only)*

	SCORING (*Rookies)								
PLAYER	GP	G	A	PTS	PIM	PP	SH	GW	GT
JOHN CULLEN	77	26	51	77	141	10	0	4	0
PAT VERBEEK	76	22	35	57	243	10	0	3	0
ZARLEY ZALAPSKI	79	20	37	57	116	4	0	3	1
MURRAY CRAVEN	61	24	30	54	38	8	4	1	1
MIKAEL ANDERSSON	74	18	29	47	14	1	3	1	0
BOBBY HOLIK	76	21	24	45	44	1	0	2	1
ANDREW CASSELS	67	11	30	41	18	2	2	3	0
GEOFF SANDERSON	64	13	18	31	18	2	0	1	0
ROB BROWN	42	16	15	31	39	13	0	2	2
BRAD SHAW	62	3	22	25	44	0	0	0	0
ADAM BURT	66	9	15	24	93	4	0	1	0
MARC BERGEVIN	75	7	17	24	64	4	1	1	0
MARK HUNTER	63	10	13	23	159	5	0	0	0
YVON CORRIVEAU	38	12	8	20	36	3	0	0	0
RANDY CUNNEYWORTH	39	7	10	17	71	0	0	1	0
STEVE KONROYD	33	2	10	12	32	1	0	0	0
JAMES BLACK	30	4	6	10	14	1	0	1	0
RANDY LADOUCEUR	74	1	9	10	127	0	0	0	0
DOUG HOUDA	56	3	6	9	125	1	0	1	0
MICHEL PICARD	25	3	5	8	6	1	0	0	0
JIM MCKENZIE	67	5	1	6	87	0	0	0	1
KEVIN DINEEN	16	4	2	6	23	1	0	1	0
MARK GREIG	17	0	5	5	6	0	0	0	0
ED KASTELIC	25	1	3	4	61	0	0	0	0
JOHN STEVENS	21	0	4	4	19	0	0	0	0
BARRY PEDERSON	5	2	2	4	0	1	0	0	0
PAUL CYR	17	0	3	3	19	0	0	0	0
JOE DAY	24	0	3	3	10	0	0	0	0
DANIEL SHANK	13	2	0	2	18	0	0	0	0
TERRY YAKE	15	1	1	2	4	0	0	0	0
PAUL GILLIS	12	0	2	2	48	0	0	0	0
PETER SIDORKIEWICZ	35	0	1	1	2	0	0	0	0
KAY WHITMORE	45	0	1	1	16	0	0	0	0
JERGUS BACA	1	0	0	0	0	0	0	0	0
DAN KECZMER	1	0	0	0	0	0	0	0	0
PATRICK POULIN	1	0	0	0	2	0	0	0	0
MIKE TOMLAK	6	0	0	0	0	0	0	0	0
TODD RICHARDS	6	0	0	0	2	0	0	0	0
FRANK PIETRANGELO	5	0	0	0	0	0	0	0	0
LEE NORWOOD	6	0	0	0	16	0	0	0	0
CHRIS TANCILL	10	0	0	0	2	0	0	0	0

GOALTENDING

PLAYER	GP	MINS	GA	GAA	SO	W-L-T
KAY WHITMORE	45	2567	155	3.62	3	14-21-6
PETER SIDORKIEWICZ	35	1995	111	3.34	2	9-19-6
FRANK PIETRANGELO	5	306	12	2.35	0	3-1-1

SEASON HIGHLIGHTS

- Rick Ley is replaced as coach of the club by Jim Roberts — June 7, 1991.
- Jim Roberts becomes the seventh head coach in the 12-year history of the Hartford Whalers — June 7, 1991.
- Jay Leach is named head coach of the Springfield Indians, replacing Roberts — Aug. 7, 1991.
- John Cullen is chosen by his teammates as the team's MVP, and is selected to represent the Whalers in the NHL All-Star Game.

CLOSING GAME ROSTER vs. *Boston Bruins (away 4/13/91)*

3	Zarley Zalapski	D	17	Todd Krygier	LW	27	Doug Houda	D	35	Kay Whitmore	G
4	Rob Brown	RW	18	Paul Cyr	LW	28	Mike Tomlak	C	38	Terry Yake	C
11	Kevin Dineen	RW	20	Yvon Corriveau	LW	29	Randy Ladouceur	D	46	Todd Richards	D
12	Dean Evason	C	21	Sylvain Cote	D	30	Peter Sidorkiewicz	G			
15	John Cullen	C	24	Bobby Holik	RW	32	Brad Shaw	D			
16	Pat Verbeek	RW	26	Mark Hunter	RW	33	Jim McKenzie	LW			

FINAL ADAMS DIVISION STANDINGS

	GP	W	L	T	GF	GA	PTS
BOSTON	80	44	24	12	299	264	100
MONTREAL	80	39	30	11	273	249	89
BUFFALO	80	31	30	19	292	278	81
HARTFORD*	80	31	38	11	238	276	73
QUEBEC	80	16	50	14	236	354	46

*Lost to Boston in Adams Division Semifinals 4-2.

COMPLETE RESULTS (*Overtime)

DATE	W/L	SCORE	OPP.	DATE	W/L	SCORE	OPP.
10/4	T	3-3*	QUE	1/5	W	4-3	WIN
10/6	W	5-4	NYR	1/8	L	3-4*	at LA
10/8	L	3-5	at MTL	1/10	W	5-4	at VAN
10/10	W	4-3	BUF	1/12	T	2-2*	at TOR
10/12	L	2-4	at DET	1/13	L	3-4	at NYR
10/13	W	5-2	MTL	1/16	W	4-3	LA
10/16	T	1-1*	at QUE	1/23	W	5-4	CGY
10/17	W	3-1	at TOR	1/24	L	0-3	at BOS
10/19	L	2-5	at LA	1/26	W	5-3	PHI
10/24	L	0-3	at MIN	1/29	L	1-8	NYI
10/27	L	2-4	VAN	1/31	L	3-4*	at STL
10/28	L	0-5	at BUF	2/2	W	2-0	at PHI
10/31	L	2-4	MTL	2/3	T	1-1*	at NYI
11/3	L	1-4	STL	2/6	W	5-1	EDM
11/6	T	1-1*	CHI	2/9	L	2-5	CGY
11/9	L	4-5	at WIN	2/10	W	3-1	CHI
11/10	W	3-2	at MIN	2/13	W	6-2	DET
11/14	W	3-1	BOS	2/15	L	3-5	at NYR
11/15	W	4-2	at NJ	2/16	W	2-1	at MTL
11/17	W	4-2	WSH	2/20	W	5-3	MTL
11/21	T	4-4*	QUE	2/23	L	4-5	BUF
11/23	W	4-3	at BOS	2/24	T	5-5*	at BUF
11/24	L	3-4	BOS	2/26	L	4-5	at WIN
11/28	L	3-4	QUE	2/28	L	3-6	at CHI
11/29	W	6-4	at PIT	3/2	T	3-3*	at QUE
12/1	L	2-4	EDM	3/3	T	4-4*	TOR
12/3	W	4-2	at MTL	3/5	L	1-4	STL
12/5	L	3-4	MTL	3/9	L	2-5	PIT
12/7	W	4-3*	at BUF	3/10	L	1-2	QUE
12/8	W	3-1	PIT	3/12	W	3-2	at WSH
12/12	L	1-5	BOS	3/14	W	4-2	DET
12/13	L	2-8	at BOS	3/16	W	6-2	NJ
12/15	W	3-2	at WSH	3/17	L	1-6	at BUF
12/18	L	3-4*	BUF	3/19	T	1-1*	BOS
12/20	L	2-4	at NYI	3/23	L	3-7	at QUE
12/22	W	1-0	PHI	3/25	L	2-3*	at MTL
12/23	L	2-5	MIN	3/27	L	3-4*	at NJ
12/26	W	4-1	at QUE	3/30	T	5-5*	BUF
12/29	L	2-8	at CGY	3/31	L	3-7	at BOS
12/30	L	3-4	at EDM				
1/2	W	5-2	at VAN				

MAJOR TRADES**12/02/90** – Rob Brown is acquired from the Pittsburgh Penguins for Scott Young.**02/20/91** – Doug Houda is acquired from DET for Doug Crossman.**03/04/91** – John Cullen, Zarley Zalapski and Jeff Parker are acquired from PIT for Ron Francis, Ulf Samuelsson and Grant Jennings.**FINAL STATISTICS** (*Whalers games only*)

	SCORING (*Rookies)								
PLAYER	GP	G	A	PTS	PIM	PP	SH	GW	GT
PAT VERBEEK	80	43	39	82	246	15	0	5	1
RON FRANCIS	67	21	55	76	51	10	1	6	0
KEVIN DINEEN	61	17	30	47	104	4	0	2	0
BOBBY HOLIK	78	21	22	43	113	8	0	3	0
ROB BROWN	44	18	24	42	101	10	0	2	0
RAY FERRARO	61	19	16	35	52	5	0	1	1
BRAD SHAW	72	4	28	32	29	2	0	1	0
TODD KRYGIER	72	13	17	30	95	3	0	2	3
DEAN EVASON	75	6	23	29	170	1	0	0	0
PAUL CYR	70	12	13	25	107	0	1	2	0
DOUG CROSSMAN	41	4	19	23	19	2	0	0	0
CAREY WILSON	45	8	15	23	16	4	0	1	0
ULF SAMUELSSON	62	3	18	21	174	0	0	0	0
SYLVAIN COTE	73	7	12	19	17	1	0	0	0
JOHN CULLEN	13	8	8	16	18	4	0	1	0
MIKE TOMLAK	64	8	8	16	55	0	1	0	0
SCOTT YOUNG	34	6	9	15	8	3	1	2	0
RANDY CUNNEYWORTH	32	9	5	14	49	0	0	1	0
MIKAEL ANDERSSON	41	4	7	11	8	0	0	0	0
ADAM BURT	42	2	7	9	63	1	0	1	0
MARK HUNTER	11	4	3	7	40	1	0	0	0
JIM McKENZIE	41	4	3	7	108	0	0	0	0
DAVE BABYCH	8	0	6	6	4	0	0	0	0
ZARLEY ZALAPSKI	11	3	3	6	6	3	0	0	0
GRANT JENNINGS	44	1	4	5	82	0	0	0	0
TERRY YAKE	19	1	4	5	10	0	0	1	0
RANDY LADOUCEUR	67	1	3	4	118	0	0	0	0
CHRIS GOVEDARIS	14	1	3	4	4	0	0	1	0
ED KASTELIC	45	2	2	4	211	0	0	0	0
TODD RICHARDS	2	0	4	4	2	0	0	0	0
PETER SIDORKIEWICZ	52	0	4	4	6	0	0	0	0
DOUG HOUDA	19	1	2	3	41	0	0	0	1
YVON CORRIVEAU	23	1	1	2	18	0	0	0	0
CHRIS TANCILL	9	1	1	2	4	0	1	0	0
JERGUS BACA	9	0	2	2	14	0	0	0	0
GEOFF SANDERSON	2	1	0	1	0	0	0	0	0
JOHN STEVENS	14	0	1	1	11	0	0	0	0
MICHEL PICARD	5	1	0	1	2	0	0	0	0
KAY WHITMORE	18	0	1	1	4	0	0	0	0
BRIAN CHAPMAN	3	0	0	0	29	0	0	0	0
MARC BERGEVIN	4	0	0	0	4	0	0	0	0
MARK GREIG	4	0	0	0	0	0	0	0	0
JAMES BLACK	1	0	0	0	0	0	0	0	0
JEFF PARKER	4	0	0	0	2	0	0	0	0
ROSS McKAY	1	0	0	0	0	0	0	0	0
DARYL REAUGH	20	0	0	0	4	0	0	0	0

GOALTENDING

PLAYER	GP	MIN	GA	GAA	SO	W-L-T
PETER SIDORKIEWICZ	52	2953	164	3.33	1	21-22-7
DARYL REAUGH	20	1010	53	3.15	1	7-7-1
KAY WHITMORE	18	850	52	3.67	0	3-9-3
ROSS MCKAY	1	35	3	5.14	0	0-0-0

SEASON HIGHLIGHTS

- Pat Verbeek is chosen by his teammates as team MVP, and he is the Whalers' representative in the NHL All-Star Game.
- John Cullen finishes fifth in the NHL scoring race with 110 points, the highest point total ever recorded by a Whaler in the team's WHA and NHL history.
- Kevin Dineen is selected as the NHL Budweiser Man-of-the-Year.

1989-90 IN REVIEW

CLOSING GAME ROSTER vs. Boston Bruins (home 4/17/90)

5	Ulf Samuelsson	D	12	Dean Evason	C	21	Sylvain Cote	D	29	Randy Ladouceur	D
7	Randy Cunneyworth	LW	14	Chris Govedaris	RW	25	Grant Jennings	D	30	Peter Sidorkiewicz	G
8	Jody Hull	RW	15	Dave Tippet	LW	26	Ray Ferraro	C	32	Brad Shaw	D
10	Ron Francis	C	16	Pat Verbeek	RW	27	Scott Young	RW	35	Kay Whitmore	G
11	Kevin Dineen	RW	17	Todd Krygier	LW	28	Mike Tomlak	C	44	Dave Babych	D

FINAL ADAMS DIVISION STANDINGS

	GP	W	L	T	GF	GA	PTS
BOSTON	80	46	25	9	289	232	101
BUFFALO	80	45	27	8	286	248	98
MONTREAL	80	41	28	11	288	234	93
HARTFORD*	80	38	33	9	275	268	85
QUEBEC	80	12	61	7	240	407	31

*Lost to Boston in Adams Division Semifinals 4-3.

COMPLETE RESULTS (*Overtime)

DATE	W/L	SCORE	OPP.	DATE	W/L	SCORE	OPP.
10/5	L	1-4	MTL	1/5	L	4-6	at CGY
10/7	L	4-6	MIN	1/6	T	4-4*	at EDM
10/8	W	9-6	at QUE	1/10	W	3-1	at VAN
10/11	W	4-1	WSH	1/13	W	6-3	at LA
10/13	L	1-4	at BUF	1/15	L	1-4	at BOS
10/14	L	2-3	NJ	1/17	T	5-5*	BOS
10/18	W	2-1	BUF	1/19	T	3-3*	CGY
10/19	L	3-7	at NYR	1/23	W	4-2	NYI
10/21	T	3-3*	DET	1/25	L	2-3	at STL
10/23	L	2-3	at MTL	1/27	W	6-4	CHI
10/25	W	2-0	QUE	1/30	T	4-4*	EDM
10/26	W	7-3	at NJ	2/1	L	1/2	at PHI
10/28	W	1-0	at BOS	2/3	W	5-1	at QUE
11/1	L	3-5	STL	2/4	L	0-2	at MTL
11/3	W	4-3	at DET	2/7	W	5-3	at MIN
11/4	W	6-3	LA	2/9	L	1-4	VAN
11/8	L	3-6	BUF	2/10	W	6-2	TOR
11/10	W	4-2	at WIN	2/14	T	6-6*	at TOR
11/12	L	2-4	at CHI	2/17	L	3-7	at MTL
11/14	W	3-0	at DET	2/18	W	6-4	at BUF
11/15	L	2-5	BOS	2/21	W	3-2	QUE
11/18	L	2-3	NYR	2/23	L	3-7	at BUF
11/22	L	2-4	QUE	2/24	L	1-3	WIN
11/25	W	5-2	PHI	2/28	W	3-1	MTL
11/26	L	2-4	at BUF	3/2	W	4-3	at WSH
11/28	L	2-4	BUF	3/3	W	6-4	NYR
11/30	W	5-3	at STL	3/6	W	4-2	at NYI
12/2	W	4-3	at MON	3/8	L	6-7	TOR
12/6	L	3-4	NYI	3/10	L	0-5	BUF
12/7	W	4-3	at BOS	3/11	L	3-4	BOS
12/9	W	7-3	NJ	3/13	W	1-0	at VAN
12/13	L	2-5	LA	3/17	L	4-5	at CGY
12/14	W	3-2	at PHI	3/18	W	3-1	at EDM
12/16	L	2-5	WSH	3/21	W	4-1	QUE
12/19	W	8-4	at PIT	3/24	W	7-4	MTL
12/20	W	4-3	BOS	3/25	W	4-2	PIT
12/23	W	4-3	MIN	3/27	T	3-3*	at PIT
12/26	T	3-3*	at QUE	3/29	L	2-3	at BOS
12/30	L	3-7	at CHI	3/31	W	3-2	at QUE
1/3	L	2-4	WIN	4/1	T	1-1*	MTL

MAJOR TRADES

06/17/89 – Obtained Pat Verbeek from NJ for Sylvain Turgeon.

12/13/89 – Obtained Randy Cunneyworth from Winnipeg for Paul MacDermid.

03/05/90 – Obtained Yvon Corriveau from WSH for Mike Liut.

FINAL STATISTICS (Whalers games only)

SCORING (*Rookies)										
PLAYER	GP	G	A	PTS	PIM	PP	SH	GW	GT	
RON FRANCIS	80	32	69	101	73	15	1	5	1	
PAT VERBEEK	80	44	45	89	228	14	0	5	1	
KEVIN DINEEN	67	25	41	66	164	8	2	2	2	
SCOTT YOUNG	80	24	40	64	47	10	2	5	0	
RAY FERRARO	79	25	29	54	109	7	0	4	1	
DEAN EVASON	78	18	25	43	138	2	2	2	0	
DAVE BABYCH	72	6	37	43	62	4	0	1	0	
MIKAEL ANDERSSON	50	13	24	37	6	1	2	2	0	
BRAD SHAW	64	3	32	35	30	3	0	0	0	
TODD KRYGIER	58	18	12	30	52	5	1	3	1	
RANDY CUNNEYWORTH	43	9	9	18	41	2	0	1	0	
DAVE TIPPETT	66	8	19	27	32	0	1	3	0	
MIKE TOMLAK	70	7	14	21	48	1	1	2	0	
YVON CORRIVEAU	13	4	1	5	20	0	0	0	0	
JODY HULL	38	7	10	17	21	2	0	0	0	
RANDY LADOUCEUR	71	3	12	15	126	0	0	0	0	
ULF SAMUELSSON	55	2	11	13	177	0	0	0	0	
ADAM BURT	63	4	8	12	105	1	0	0	1	
GRANT JENNINGS	64	3	6	9	171	0	0	0	0	
ED KASTELIC	67	6	2	8	198	0	0	0	0	
SYLVAIN COTE	28	4	2	6	14	1	0	1	1	
JOEL QUENNEVILLE	44	1	4	5	34	0	0	0	0	
BRIAN LAWTON	13	2	1	3	6	1	0	0	0	
TOM MARTIN	21	1	2	3	37	0	0	0	0	
TERRY YAKE	2	0	1	1	0	0	0	0	0	
JIM CULHANE	6	0	1	1	6	0	0	0	0	
KAY WHITMORE	9	0	1	1	4	0	0	0	0	
CHRIS GOVEDARIS	12	0	1	1	6	0	0	0	0	
PETER SIDORKIEWICZ	46	0	1	1	4	0	0	0	0	
MIKE LIUT	29	0	0	0	0	0	0	0	0	
JAMES BLACK	1	0	0	0	0	0	0	0	0	
BOB BODAK	1	0	0	0	7	0	0	0	0	
ALLEN TUER	2	0	0	0	6	0	0	0	0	
JIM MCKENZIE	5	0	0	0	4	0	0	0	0	
STEVE DYKSTRA	9	0	0	0	2	0	0	0	0	
MARC LAFORGE	9	0	0	0	43	0	0	0	0	

GOALTENDING

PLAYER	GP	MINS	GA	GAA	SO	W-L-T
MIKE LIUT	29	1683	74	2.64	3	15-12-1
KAY WHITMORE	9	442	26	3.53	0	4-2-1
PETER SIDORKIEWICZ	46	2703	161	3.57	1	19-19-7

SEASON HIGHLIGHTS

- Ron Francis selected to play in his fourth NHL All-Star Game.
- Pat Verbeek is only NHL player to lead team in goals (44) and penalty minutes (228).
- Whalers produce second best record to date in their NHL history with 38-33-9 mark.
- Whalers sign 1989 first-round draft choice Bobby Holik to multi-year contract. Holik was visiting the U.S. after agreement was reached to allow him to play for Hartford in 1990-91 season.
- Whalers select Mikael Andersson in NHL Waiver Draft. Andersson goes on to tally career-high 37 points in 50 games.

CLOSING GAME ROSTER vs. *Montreal Canadiens (home 4/9/89)*

3	Joel Quenneville	D	12	Dean Evason	C	21	Sylvain Cote	D	30	Peter Sidorkiewicz	G
5	Ulf Samuelsson	D	14	Don Maloney	LW	23	Paul MacDermid	RW	32	Brad Shaw	D
7	Brian Lawton	C	15	Dave Tippet	LW	25	Grant Jennings	D	33	Norm Maciver	D
10	Ron Francis	C	16	Sylvain Turgeon	LW	26	Ray Ferraro	C	35	Kay Whitmore	G
11	Kevin Dineen	RW	20	John Anderson	LW	27	Scott Young	RW	44	Dave Babych	D

FINAL ADAMS DIVISION STANDINGS

	GP	W	L	T	GF	GA	PTS
MONTREAL	80	53	18	9	315	218	115
BOSTON	80	37	29	14	289	256	88
BUFFALO	80	38	35	7	291	299	83
HARTFORD*	80	37	38	5	299	290	79
QUEBEC	80	27	46	7	262	342	61

*Lost to Montreal in Adams Division Semifinals 4-0.

COMPLETE RESULTS (*Overtime)

DATE	W/L	SCORE	OPP.	DATE	W/L	SCORE	OPP.
10/6	L	2-5	QUE	1/10	W	2-1	at WIN
10/8	L	2-6	BOS	1/14	L	6-9	at LA
10/9	L	1-3	at BOS	1/16	L	3-5	at TOR
10/12	W	4-3	at NYR	1/18	L	1-3	at MTL
10/15	W	7-5	CHI	1/19	W	6-4	MTL
10/19	L	4-5	at MTL	1/21	W	5-4	LA
10/22	W	8-6	PHI	1/23	W	5-0	at QUE
10/26	W	7-1	at BUF	1/25	T	3-3*	STL
10/28	L	3-5	at NJ	1/27	W	8-6	at NJ
10/29	W	3-0	NJ	1/28	L	2-3*	QUE
11/1	L	3-5	MTL	1/31	L	3-5	BUF
11/3	W	5-3	at BOS	2/3	L	0-1	at WSH
11/3	L	3-6	MTL	2/4	L	3-5	at NYI
11/5	L	2-3	VAN	2/9	W	5-2	BUF
11/7	L	3-6	at CGY	2/11	W	7-3	WIN
11/9	T	1-1*	at VAN	2/15	W	4-2	at TOR
11/10	L	2-7	at LA	2/18	W	4-3	at MIN
11/12	W	3-1	at MIN	2/19	L	6-7*	at WIN
11/16	L	3-4	DET	2/21	L	4-7	at EDM
11/18	L	2-3	at WSH	2/23	W	4-2	QUE
11/19	L	2-5	CGY	2/25	L	1-9	BOS
11/23	W	4-3	QUE	2/26	W	8-6	PIT
11/26	W	4-2	at QUE	2/28	W	3-1	at NYI
12/2	W	6-1	at BUF	3/2	W	2-1	VAN
12/3	L	2-4	MIN	3/4	L	1-6	MTL
12/6	W	9-0	BUF	3/5	W	3-0	TOR
12/8	W	5-4	NYR	3/8	W	7-3	EDM
12/10	W	4-1	CGY	3/11	L	3-5	at MTL
12/14	L	3-4	at CHI	3/12	T	3-3*	PHI
12/15	T	3-3*	at STL	3/14	W	8-2	NYI
12/17	L	2-4	EDM	3/16	L	1-6	BUF
12/19	L	1-2	at MTL	3/18	L	2-8	WSH
12/21	L	3-4	BOS	3/19	W	3-2	at BOS
12/23	L	4-5	at PHI	3/22	W	4-2	BOS
12/26	L	3-4*	PIT	3/23	L	3-6	at QUE
12/28	T	4-4*	at QUE	3/25	W	4-0	STL
12/30	W	4-3	DET	3/28	L	2-4	at BUF
12/31	W	3-2	at DET	3/30	W	9-5	at PIT
1/2	L	4-5	at NYR	4/1	W	6-1	CHI
1/4	W	5-4*	at BUF	4/2	L	2-3	at BOS

MAJOR TRADES**07/09/88** – Obtained Ed Kastelic and Grant Jennings from WSH for Mike Millar and Neil Sheehy.**12/26/88** – Obtained Don Maloney, Brian Lawton and Norm Maciver from NYR for Carey Wilson and a fifth-round 1990 draft choice (Lubos Rob).**FINAL STATISTICS** (*Whalers games only*)

	SCORING (*Rookies)								
PLAYER	GP	G	A	PTS	PIM	PP	SH	GW	GT
KEVIN DINEEN	79	45	44	89	167	20	1	4	0
RON FRANCIS	69	29	48	77	36	8	0	4	0
RAY FERRARO	80	41	35	76	86	11	0	7	0
SCOTT YOUNG	76	19	40	59	27	6	0	2	0
DAVE BABYCH	70	6	41	47	54	4	0	2	0
PAUL MacDERMID	74	17	27	44	141	5	0	3	2
DAVE TIPPETT	80	17	24	41	45	1	2	1	0
JOHN ANDERSON	62	16	24	40	28	1	0	0	0
ULF SAMUELSSON	71	9	26	35	181	3	0	2	0
JODY HULL	60	16	18	34	10	6	0	2	0
SYLVAIN TURGEON	42	16	14	30	40	7	0	1	0
DEAN EVASON	67	11	17	28	60	0	0	0	0
BRIAN LAWTON	35	10	16	26	28	7	0	2	0
NORM MACIVER	37	1	22	23	24	1	0	0	0
SYLVAIN COTE	78	8	9	17	49	1	0	0	0
BRENT PETERSON	66	4	13	17	61	0	0	2	0
DON MALONEY	21	3	11	14	23	1	0	1	0
TOM MARTIN	38	7	6	13	113	0	0	1	0
GRANT JENNINGS	55	3	10	13	159	0	0	0	0
JOEL QUENNEVILLE	69	4	7	11	32	0	0	0	0
RANDY LADOUCEUR	75	2	5	7	95	0	0	0	0
PETER SIDORKIEWICZ	44	0	3	3	0	0	0	0	0
DALLAS GAUME	4	1	1	2	0	0	0	0	0
KAY WHITMORE	3	0	2	2	0	0	0	0	0
MARK REEDS	7	0	2	2	6	0	0	0	0
ED KASTELIC	10	0	2	2	15	0	0	0	0
BRAD SHAW	3	1	0	1	0	1	0	0	0
JIM PAVESE	5	0	0	0	5	0	0	0	0
JIM THOMSON	5	0	0	0	14	0	0	0	0
TERRY YAKE	2	0	0	0	0	0	0	0	0
ALLAN TUER	4	0	0	0	23	0	0	0	0
ADAM BURT	5	0	0	0	6	0	0	0	0
MIKE LIUT	35	0	0	0	0	0	0	0	0

GOALTENDING

PLAYER	GP	MIN	GA	GAA	SO	W-L-T
PETER SIDORKIEWICZ	44	2634	133	3.03	4	22-18-4
KAY WHITMORE	3	180	10	3.33	0	2-1-0
MIKE LIUT	35	2004	142	4.25	1	13-19-1

SEASON HIGHLIGHTS

- Kevin Dineen plays in the NHL All-Star Game for the third consecutive season – Feb. 7, 1989.
- Dineen paces all Adams Division players with 45 goals and 89 pts.
- Peter Sidorkiewicz named to NHL All-Rookie team.
- Dave Tippet extends consecutive games played streak to 417.
- At the conclusion of the season, Ed Johnston is named vice president and general manager, replacing Emile Francis, who stays as team president – May 11, 1989.
- Larry Pleau is fired as head coach, May 16, and replaced by Rick Ley, June 7.

1987-88 IN REVIEW

CLOSING GAME ROSTER *vs. Montreal Canadiens (away 4/14/88)*

0	Nei Sheehy	D	11	Kevin Dineen	RW	20	John Anderson	LW	29	Randy Ladouceur	D
1	Mike Liut	G	12	Dean Evason	C	21	Sylvain Cote	D	31	Richard Brodeur	G
3	Joel Quenneville	D	15	Dave Tippet	LW	23	Paul MacDermid	RW	32	Torrie Robertson	LW
7	Stewart Gavin	RW	16	Sylvain Turgeon	LW	25	Mike McEwen	D	33	Carey Wilson	C
10	Ron Francis	C	17	Brent Peterson	C	27	Scott Young	RW	44	Dave Babych	D

FINAL ADAMS DIVISION STANDINGS

	GP	W	L	T	GF	GA	PTS
MONTREAL	80	45	22	13	298	238	103
BOSTON	80	44	30	6	300	251	94
BUFFALO	80	37	32	11	283	305	85
HARTFORD*	80	35	38	7	249	267	77
QUEBEC	80	32	43	5	271	306	69

*Lost to Montreal in Adams Division Semifinals 4-2.

COMPLETE RESULTS *(*Overtime)*

DATE	W/L	SCORE	OPP.	DATE	W/L	SCORE	OPP.
10/8	L	1-5	QUE	1/11	W	4-3	at BOS
10/10	L	2-6	NYR	1/13	L	1-2	at CHI
10/11	L	2-5	at BOS	1/14	L	2-3	at STL
10/14	L	1-3	at NJ	1/16	W	4-3	at LA
10/16	L	2-6	at WSH	1/19	W	6-3	at MIN
10/17	W	4-3*	NJ	1/21	W	4-3	NYI
10/21	W	5-3	at BUF	1/23	W	5-0	MIN
10/24	W	5-3	CHI	1/24	W	2-1*	DET
10/28	T	2-2*	BUF	1/27	L	1-5	at CGY
10/31	W	7-4	PHI	1/29	W	4-2	at VAN
11/1	W	5-1	at QUE	1/30	L	2-5	at EDM
11/4	T	2-2*	BOS	2/1	L	4-5	at MTL
11/6	L	1-3	at DET	2/3	L	2-5	MTL
11/7	L	3-5	QUE	2/6	L	4-5	at PIT
11/11	T	0-0*	MTL	2/7	W	4-2	TOR
11/14	L	1-4	at BOS	2/13	W	4-1	at MTL
11/16	T	3-3*	at MTL	2/15	L	4-5*	at PHI
11/18	W	9-1	BUF	2/17	W	4-3	WIN
11/21	L	3-4	WSH	2/20	L	0-3	at NYI
11/25	L	5-6	MTL	2/21	L	2-7	NYI
11/27	W	4-2	at BUF	2/23	W	3-2	BOS
11/28	W	4-2	at TOR	2/25	L	2-5	at BOS
12/2	L	3-5	BOS	2/27	L	3-4	BUF
12/3	L	2-5	at PHI	3/1	L	3-6	at WIN
12/5	W	2-1	BUF	3/2	W	2-1	at CHI
12/8	W	5-4	at QUE	3/5	W	3-1	NYR
12/9	W	5-4	WSH	3/8	L	4-6	at QUE
12/12	W	3-2	LA	3/9	W	5-4	LA
12/15	T	2-2*	VAN	3/12	L	0-5	at MTL
12/17	L	0-2	STL	3/13	L	1-4	QUE
12/19	W	4-3	at EDM	3/15	L	6-8	CGY
12/20	T	3-3*	at VAN	3/19	W	5-3	at STL
12/22	L	5-6*	at CGY	3/20	L	1-2	at NYR
12/26	L	2-4	QUE	3/22	W	4-3	WIN
12/27	L	3-5	at QUE	3/24	W	3-2	at DET
12/30	W	3-1	TOR	3/26	W	8-1	MIN
1/2	T	1-1*	NJ	3/27	W	4-2	MTL
1/6	L	1-5	EDM	3/31	L	2-3	at BUF
1/8	L	1-3	at BUF	4/2	W	4-2	BOS
1/9	W	5-4*	PIT	4/3	L	2-4	at PIT

MAJOR TRADES

01/03/88 – Obtained Carey Wilson, Neil Sheehy and the rights to Lane MacDonald from CGY for Dana Murzyn and Shane Churla.

01/22/88 – Obtained Lindsay Carson from PHI for Paul Lawless.

03/08/88 – Obtained Richard Brodeur from VAN for Steve Weeks.

FINAL STATISTICS *(Whalers games only)*

SCORING <i>(*Rookies)</i>										
PLAYER	GP	G	A	PTS	PIM	PP	SH	GW	GT	
RON FRANCIS	80	25	50	75	87	11	1	3	0	
KEVIN DINEEN	74	25	25	50	217	5	0	4	1	
RAY FERRARO	68	21	29	50	81	6	0	2	0	
DAVE BABYCH	71	14	36	50	54	10	0	2	1	
SYLVAIN TURGEON	71	23	26	49	71	13	0	3	0	
JOHN ANDERSON	63	17	32	49	20	9	0	3	0	
ULF SAMUELSSON	76	8	33	41	159	3	0	0	0	
CAREY WILSON	36	18	20	38	22	7	1	5	0	
DAVE TIPPETT	80	16	21	37	32	1	2	2	0	
PAUL MACDERMID	80	20	15	35	139	4	0	2	0	
DEAN EVASON	77	10	18	28	115	5	0	0	0	
SYLVAIN COTE	67	7	21	28	30	0	1	1	0	
STEWART GAVIN	56	11	10	21	59	2	3	1	1	
MIKE MILLAR	28	7	7	14	6	4	0	2	0	
TORRIE ROBERTSON	63	2	8	10	293	0	0	1	0	
LINDSAY CARSON	27	5	4	9	30	1	1	1	0	
PAUL LAWLESS	28	4	5	9	16	0	0	1	0	
SCOT KLEINENDORST	44	3	6	9	86	0	0	0	0	
BRENT PETERSON	52	2	7	9	40	0	0	0	1	
JOEL QUENNEVILLE	77	1	8	9	44	0	0	0	0	
RANDY LADOUCEUR	68	1	7	8	91	0	0	1	0	
DANA MURZYN	33	1	6	7	45	1	0	0	0	
MARK REEDS	38	0	7	7	31	0	0	0	0	
DAVE WILLIAMS	26	6	0	6	87	1	0	1	0	
NEIL SHEEHY	26	1	4	5	116	0	0	0	0	
TIM MARTIN	5	1	2	3	14	0	0	0	0	
MIKE MCEWEN	9	0	3	3	10	0	0	0	0	
MIKE LIUT	60	0	1	1	4	0	0	0	0	
CHARLES BOURGEOIS	1	0	0	0	0	0	0	0	0	
GORD SHERVEN	1	0	0	0	0	0	0	0	0	
BRAD SHAW	1	0	0	0	0	0	0	0	0	
PETER SIDORKIEWICZ	1	0	0	0	0	0	0	0	0	
DOUG JARVIS	2	0	0	0	2	0	0	0	0	
SHANE CHURLA	2	0	0	0	14	0	0	0	0	
MIKE VELLUCCI	2	0	0	0	11	0	0	0	0	
SCOTT YOUNG	7	0	0	0	2	0	0	0	0	
RICHARD BRODEUR	6	0	0	0	2	0	0	0	0	
STEVE WEEKS	18	0	0	0	2	0	0	0	0	

GOALTENDING

PLAYER	GP	MINS	GA	GAA	SO	W-L-T
MIKE LIUT	60	3326	187	3.18	2	25-28-5
RICHARD BRODEUR	6	340	15	2.65	0	4-2-0
STEVE WEEKS	18	918	55	3.59	0	6-7-2
PETER SIDORKIEWICZ	1	60	6	6.00	0	0-1-0

SEASON HIGHLIGHTS

- The Whalers start the year 0-5, then go 5-0-2 and follow that with an 0-3-3 stretch.
- Whalers record first win at Edmonton – December 19, 4-3.
- Kevin Dineen is first Whaler to start an NHL All-Star Game – February 9.
- Head coach Jack Evans is fired and replaced by Larry Pleau – February 7.
- Whalers set Hartford home attendance record with average of 14,574 per game.
- Ulf Samuelsson voted team MVP by players.

CLOSING GAME ROSTER vs. *Quebec Nordiques (away 4/16/87)*

1	Mike Liut	G	11	Kevin Dineen	RW	18	Mike Crombeen	RW	31	Steve Weeks	G
3	Joel Quenneville	D	12	Dean Evason	C	20	Mike Zuke	C	32	Torrie Robertson	LW
5	Ulf Samuelsson	D	15	Dave Tippett	LW	21	Sylvain Cote	D	34	Jack Brownschidle	D
8	Risto Siltanen	D	16	Sylvain Turgeon	LW	26	Ray Ferraro	C	35	Scot Klienendorst	D
10	Ron Francis	C	17	Ray Neufeld	RW	29	Paul Fenton	LW	36	Paul MacDermid	RW

FINAL ADAMS DIVISION STANDINGS

	GP	W	L	T	GF	GA	PTS
HARTFORD*	80	43	30	7	287	270	93
MONTREAL	80	41	29	10	277	241	92
BOSTON	80	39	34	7	301	276	85
QUEBEC	80	31	39	10	267	276	72
BUFFALO	80	28	44	8	280	308	64

*Lost to Quebec in Adams Division Semifinals 4-2.

COMPLETE RESULTS (*Overtime)

DATE	W/L	SCORE	OPP.	DATE	W/L	SCORE	OPP.
10/11	W	6-5	CGY	1/10	L	3-4	MIN
10/12	L	2-7	BOS	1/12	L	5-7	NJ
10/16	T	4-4*	WIN	1/14	W	3-1	BOS
10/18	L	3-6	PHI	1/15	L	4-6	BOS
10/24	W	5-4	BUF	1/17	L	1-6	WSH
10/25	W	3-2	BUF	1/19	W	5-4	MTL
10/28	W	5-2	PIT	1/21	W	3-1	MTL
10/30	L	2-6	TOR	1/23	W	3-2	QUE
11/1	T	2-2*	QUE	1/24	W	3-0	TOR
11/2	T	3-3*	QUE	1/27	L	2-4	QUE
11/5	W	3-2	NYI	1/29	W	6-3	BOS
11/8	L	3-4	LA	1/31	L	2-4	NYI
11/12	W	4-3	VAN	2/3	W	8-6	PIT
11/13	L	3-4	CGY	2/4	L	1-3	BUF
11/15	W	6-2	EDM	2/6	W	5-2	WSH
11/19	L	1-4	MTL	2/7	W	3-1	MTL
11/21	W	4-0	STL	2/14	L	2-5	LA
11/22	W	6-3	NYI	2/17	W	5-4	CHI
11/26	W	3-0	BUF	2/18	W	6-3	NJ
11/29	W	7-5	MTL	2/21	L	3-6	CHI
12/1	L	1-4	QUE	2/22	L	3-5	BUF
12/3	W	2-1	QUE	2/25	W	6-4	BOS
12/4	W	2-1	PHI	2/28	W	2-1	QUE
12/6	L	1-4	DET	3/1	T	5-5*	NJ
12/10	W	6-2	STL	3/3	W	5-3	DET
12/13	T	2-2*	VAN	3/5	W	10-2	BOS
12/14	L	3-4	BUF	3/7	W	5-3	PHI
12/17	W	4-3	BUF	3/10	L	4-6	QUE
12/18	W	6-5	BOS	3/11	L	1-6	CGY
12/20	T	2-2*	DET	3/13	W	3-0	WIN
12/21	W	4-3*	NYR	3/15	L	1-4	EDM
12/23	W	2-0	BOS	3/18	W	5-3	NYR
12/26	T	1-1*	MTL	3/21	W	5-1	MIN
12/27	L	2-6	MTL	3/22	W	6-3	LA
12/30	W	3-1	WSH	3/25	L	3-5	EDM
12/31	L	2-5	MIN	3/28	W	5-4	PIT
1/3	L	2-3	CHI	3/29	W	7-4	VAN
1/4	W	8-3	TOR	4/1	L	2-3	MTL
1/7	L	3-6	STL	4/4	W	5-3	NYR
1/9	L	0-3	WIN	4/5	L	0-6	BUF

MAJOR TRADES**12/11/86** – Obtained Dave Semenko from Edmonton for a third-round 1988 draft pick (Trevor Sim).**01/14/87** – Obtained Randy Ladouceur from Detroit for Dave Barr.**FINAL STATISTICS** (Whalers games only)

	SCORING (*Rookies)								
PLAYER	GP	G	A	PTS	PIM	PP	SH	GW	GT
RON FRANCIS	75	30	63	93	45	7	0	7	0
KEVIN DINEEN	78	40	39	79	110	11	0	7	0
JOHN ANDERSON	76	31	44	75	19	7	0	5	0
RAY FERRARO	80	27	32	59	42	14	0	2	0
DEAN EVASON	80	22	37	59	67	7	2	2	1
PAUL LAWLESS	60	22	32	54	14	4	0	2	1
STEWART GAVIN	79	20	22	42	28	3	2	4	1
DAVE BABYCH	66	8	33	41	44	7	0	1	0
SYLVAIN TURGEON	41	23	13	36	45	6	0	4	0
ULF SAMUELSSON	78	2	31	33	162	0	0	0	0
DAVE TIPPETT	80	9	22	31	42	0	3	2	0
DANA MURZYN	74	9	19	28	95	1	0	0	0
DOUG JARVIS	80	9	13	22	20	0	2	2	0
PAUL MacDERMID	72	7	11	18	202	0	0	1	0
MIKE McEWEN	48	8	8	16	32	5	0	2	0
DAVE SEMENKO	52	4	8	12	87	0	0	0	0
SCOT KLEINENDORST	66	3	9	12	130	0	0	0	0
JOEL QUENNEVILLE	37	3	7	10	24	0	1	1	0
SYLVAIN COTE	67	2	8	10	20	0	0	0	0
DAVE BARR	30	2	4	6	19	0	1	0	0
RANDY LADOUCEUR	36	2	3	5	51	0	0	0	0
MIKE MILLAR	10	2	2	4	0	1	0	0	0
MIKE LIUT	59	0	2	2	4	0	0	0	0
TIM BOTHWELL	4	1	0	1	0	0	0	0	0
TORRIE ROBERTSON	20	1	0	1	98	0	0	1	0
BILL GARDNER	8	0	1	1	0	0	0	0	0
SHANE CHURLA	20	0	1	1	78	0	0	0	0
GREG BRITZ	1	0	0	0	0	0	0	0	0
PAT HUGHES	2	0	0	0	2	0	0	0	0
BRAD SHAW	2	0	0	0	0	0	0	0	0
WAYNE BABYCH	4	0	0	0	4	0	0	0	0
YVES COURTEAU	4	0	0	0	0	0	0	0	0
GORD SHERVEN	7	0	0	0	0	0	0	0	0
STEVE WEEKS	25	0	0	0	0	0	0	0	0

GOALTENDING

PLAYER	GP	MINS	GA	GAA	SO	W-L-T
MIKE LIUT	59	3471	187	3.23	4	31-22-5
STEVE WEEKS	25	1368	78	3.42	1	12-8-2

SEASON HIGHLIGHTS

- Doug Jarvis plays in an NHL record 915th consecutive game – Dec. 26, 1986.
 - Kevin Dineen and Ulf Samuelsson are selected to play in Rendez-Vous '87 (February)
- All-Star series vs. Soviets – January 1987.
- Paul Lawless scores team record six points vs. Toronto – Jan. 4, 1987.
 - Ron Francis ties team record with six points (all assists) in a game vs. Boston – March 5, 1987.
 - Whalers win Adams Division with 93 points, which is fourth best in the NHL.

1985-86 IN REVIEW

CLOSING GAME ROSTER *vs. Montreal Canadiens (away 4/29/86)*

1	Mike Liut	G	10	Ron Francis	C	17	Wayne Babych	RW	27	Doug Jarvis	C
3	Joel Quenneville	D	11	Kevin Dineen	RW	18	Scot Kleinendorst	D	28	Paul Lawless	LW
4	Dana Murzyn	D	12	Dean Evason	C	20	John Anderson	LW	31	Steve Weeks	G
5	Ulf Samuelsson	D	15	Dave Tippett	LW	23	Paul MacDermid	RW	32	Torrie Robertson	LW
7	Stewart Gavin	RW	16	Sylvain Turgeon	LW	24	Tim Bothwell	D	44	Dave Babych	D

FINAL ADAMS DIVISION STANDINGS

	GP	W	L	T	GF	GA	PTS
QUEBEC	80	43	31	6	330	289	92
MONTREAL	80	40	33	7	330	280	87
BOSTON	80	37	31	12	311	288	86
HARTFORD*	80	40	36	4	332	302	84
BUFFALO	80	37	37	6	296	291	80

*Defeated Quebec in Adams Division Semifinals 3-0; lost to Montreal in Adams Division Finals 4-3.

COMPLETE RESULTS *(*Overtime)*

DATE	W/L	SCORE	OPP.	DATE	W/L	SCORE	OPP.
10/10	W	5-4	at BUF	1/12	L	2-4	at CHI
10/12	W	8-2	NYR	1/15	L	1-4	EDM
10/15	L	1-4	at QUE	1/17	W	11-6	QUE
10/17	W	4-3*	at NJ	1/18	W	5-2	at QUE
10/19	W	11-6	MTL	1/20	W	5-0	at NYR
10/23	L	2-9	at CHI	1/23	W	4-1	TOR
10/24	L	0-3	at PHI	1/25	W	7-2	WIN
10/26	L	3-5	at MTL	1/27	L	3-6	at BOS
10/29	W	4-3	at PIT	1/29	L	4-5	BOS
10/30	W	6-4	QUE	2/1	L	1-3	NYR
11/1	L	0-2	BUF	2/2	L	4-5	WSH
11/2	L	1-8	LA	2/6	L	3-4*	at DET
11/5	L	3-8	MTL	2/8	L	2-4	BUF
11/7	L	1-2	at BOS	2/9	L	3-6	NJ
11/9	W	4-3	at QUE	2/11	T	4-4*	at STL
11/13	W	5-2	MIN	2/14	L	4-5	at WIN
11/16	L	2-5	PHI	2/15	L	1-4	at MIN
11/21	L	0-3	at PHI	2/18	W	5-4	VAN
11/23	W	8-1	WIN	2/19	W	6-4	at BUF
11/27	W	9-0	at LA	2/22	L	3-6	at MTL
11/29	W	5-4	at VAN	2/23	L	2-8	STL
11/30	L	5-8	at EDM	2/26	L	2-5	MIN
12/4	L	5-8	at CGY	3/1	L	1-5	at PIT
12/7	W	7-2	BOS	3/2	W	4-1	BOS
12/11	L	1-3	MTL	3/5	W	5-1	BUF
12/13	W	6-4	at BUF	3/7	W	6-2	at BUF
12/14	W	5-4	PIT	3/8	L	3-6	QUE
12/16	T	4-4*	at MTL	3/10	W	5-2	at MTL
12/18	W	4-3	CGY	3/13	L	2-3	NYI
12/19	L	1-2	at BOS	3/15	W	11-4	CHI
12/21	W	7-6	NJ	3/18	W	6-4	at DET
12/23	L	3-6	NYI	3/19	W	5-2	at STL
12/26	W	4-3	at NYI	3/22	W	6-3	LA
12/28	W	6-3	at TOR	3/23	T	5-5*	BOS
12/29	W	5-2	DET	3/26	W	3-0	MTL
12/31	L	1-5	at QUE	3/29	T	6-6*	WSH
1/2	L	2-3	QUE	4/1	W	5-3	BUF
1/4	L	3-4	at EDM	4/3	L	2-4	at WSH
1/7	W	9-1	at CGY	4/5	W	7-1	TOR
1/10	W	4-3	at VAN	4/6	W	4-3	at BOS

MAJOR TRADES

10/07/85 – Obtained Stewart Gavin from Toronto for Chris Kotsopoulos.

11/21/85 – Obtained Dave Babych from Winnipeg for Ray Neufeld.

03/08/86 – Obtained John Anderson from Quebec for Risto Siltanen.

FINAL STATISTICS *(Whalers games only)*

	SCORING (*Rookies)									
PLAYER	GP	G	A	PTS	PIM	PP	SH	GW	GT	
SYLVAIN TURGEON	76	45	34	79	88	13	0	5	0	
RAY FERRARO	76	30	47	77	57	14	0	0	0	
RON FRANCIS	53	24	53	77	24	7	1	4	1	
KEVIN DINEEN	57	33	35	68	124	6	0	8	0	
STEWART GAVIN	76	26	29	55	51	3	3	4	1	
DAVE BABYCH	62	10	43	53	38	7	1	2	0	
DEAN EVASON	55	20	28	48	65	5	2	4	0	
PAUL LAWLESS	64	17	21	38	20	5	0	1	0	
TORRIE ROBERTSON	76	13	24	37	358	3	0	0	0	
DAVE TIPPETT	80	14	20	34	18	0	2	1	0	
BOB CRAWFORD	57	14	20	34	16	4	0	2	0	
RISTO SILTANEN	52	8	22	30	30	6	0	1	0	
WAYNE BABYCH	37	11	17	28	59	2	0	2	0	
DANA MURZYN	78	3	23	26	125	0	0	1	1	
JOHN ANDERSON	14	8	17	25	2	1	0	1	0	
JOEL QUENNEVILLE	71	5	20	25	83	1	0	1	0	
ULF SAMUELSSON	80	5	19	24	172	0	1	1	0	
DOUG JARVIS	57	8	16	24	20	0	3	0	0	
PAUL MacDERMID	74	13	10	23	160	0	0	2	0	
RAY NEUFELD	16	5	10	15	40	3	0	0	0	
GREG MALONE	22	6	7	13	24	1	0	0	0	
JORGEN PETERSSON	23	5	5	10	2	2	0	0	0	
TIM BOTHWELL	62	2	8	10	53	0	0	0	0	
SCOT KLEINENDORST	41	2	7	9	62	0	0	0	0	
BILL GARDNER	18	1	8	9	4	0	0	0	0	
MIKE McEWEN	10	3	2	5	6	0	0	0	0	
MIKE HOFFMAN	6	1	2	3	2	0	0	0	0	
BRAD SHAW	8	0	2	2	4	0	0	0	0	
MIKE ZUKE	17	0	2	2	12	0	0	0	0	
MIKE LIUT	57	0	2	2	0	0	0	0	0	
STEVE WEEKS	27	0	1	1	9	0	0	0	0	
PAUL FENTON	1	0	0	0	0	0	0	0	0	
SYLVAIN COTE	2	0	0	0	0	0	0	0	0	
JOHN NEWBERRY	3	0	0	0	0	0	0	0	0	
MARK PATERSON	5	0	0	0	5	0	0	0	0	
JACK BROWNSCHIDLE	9	0	0	0	4	0	0	0	0	

GOALTENDING

PLAYER	GP	MINS	GA	GAA	SO	W-L-T
MIKE LIUT	57	3282	197	3.61	2	27-23-4
STEVE WEEKS	27	1544	99	3.85	1	13-13-0

SEASON HIGHLIGHTS

- Ron Francis breaks an ankle on January 18 and misses 27 games.
- Whalers host NHL All-Star Game – February 4.
- Whalers record first win ever at Montreal – March 10, 5-2.
- Whalers end the season with an 11-3-2 streak that gives them their first playoff berth since 1980.
- Whalers upset first place Quebec in opening playoff round sweep, before succumbing in seven games to Montreal, the eventual Stanley Cup winner.
- Emile Francis is named Hockey News and Sporting News NHL Executive of the Year – May 15.

CLOSING GAME ROSTER vs. *Quebec Nordiques (away 4/7/85)*

1	Mike Liut	G	11	Kevin Dineen	RW	18	Mike Crombeen	RW	31	Steve Weeks	G
3	Joel Quenneville	D	12	Dean Evason	C	20	Mike Zuke	C	32	Torrie Robertson	LW
5	Ulf Samuelsson	D	15	Dave Tippett	LW	21	Sylvain Cote	D	34	Jack Brownschidle	D
8	Risto Siltanen	D	16	Sylvain Turgeon	LW	26	Ray Ferraro	C	35	Scot Kleinendorst	D
10	Ron Francis	C	17	Ray Neufeld	RW	29	Paul Fenton	LW	36	Paul MacDermid	RW

FINAL ADAMS DIVISION STANDINGS

	GP	W	L	T	GF	GA	PTS
MONTREAL	80	41	27	12	309	262	94
QUEBEC	80	41	30	9	323	275	91
BUFFALO	80	38	28	14	290	237	90
BOSTON	80	36	34	10	303	287	82
HARTFORD*	80	30	41	9	268	318	69

*Did not make playoffs.

COMPLETE RESULTS (*Overtime)

DATE	W/L	SCORE	OPP.	DATE	W/L	SCORE	OPP.
10/11	T	4-4*	at NYR	1/15	L	2-5	CGY
10/13	W	3-2*	BOS	1/17	L	4-5	at MTL
10/14	L	2-4	at BOS	1/19	L	0-2	BUF
10/17	W	5-3	at TOR	1/22	L	5-8	MTL
10/18	W	7-3	DET	1/26	W	3-2	at BOS
10/20	W	3-2	VAN	1/27	L	4-8	BOS
10/23	L	4-9	at CGY	1/31	L	3-5	at LA
10/24	L	4-8	at WIN	2/1	L	3-4*	at VAN
10/27	W	5-3	at MIN	2/3	L	3-6	at EDM
10/28	W	4-1	at CHI	2/6	L	4-7*	CGY
10/31	L	3-5	QUE	2/7	L	5-7	at BOS
11/2	L	1-8	at BUF	2/9	T	2-2	NYR
11/3	T	4-4*	BUF	2/10	L	4-10	QUE
11/7	L	0-3	WIN	2/14	W	4-0	at NJ
11/10	W	1-0	at QUE	2/16	T	4-4*	at NYI
11/15	L	1-6	at PHI	2/17	L	4-5*	TOR
11/17	L	0-7	CHI	2/19	W	6-2	at WIN
11/21	L	2-4	at DET	2/21	W	4-3*	at NYR
11/22	W	9-3	PIT	2/23	L	1-2	LA
11/24	T	4-4*	PHI	2/24	L	2-3	STL
11/28	L	2-4	MIN	2/26	L	2-3	PHI
11/30	L	2-4	EDM	3/1	W	4-1	at NJ
12/1	L	4-8	at QUE	3/3	L	6-7*	VAN
12/3	L	3-9	at MTL	3/5	L	3-6	at BUF
12/5	W	5-3	MTL	3/7	L	0-4	at BOS
12/8	W	4-3	at NYI	3/9	L	3-4	at MTL
12/12	T	2-2*	BUF	3/10	T	5-5*	MTL
12/15	W	4-3*	MTL	3/13	T	3-3*	at LA
12/19	W	6-5	BOS	3/16	W	5-0	at STL
12/21	L	0-1	NYI	3/17	W	4-3	PIT
12/22	L	5-10	at MTL	3/20	W	3-2	STL
12/26	W	5-3	NJ	3/23	W	5-2	BOS
12/28	L	0-4	at PIT	3/24	W	2-1	QUE
12/29	L	2-3	at WSH	3/27	W	3-1	at WSH
1/2	L	3-7	at QUE	3/29	W	8-7	EDM
1/3	W	6-2	DET	3/30	L	1-2	BUF
1/5	W	4-3	CHI	4/2	L	1-2	at BUF
1/7	W	7-4	at TOR	4/4	W	2-0	WSH
1/8	T	4-4*	at BUF	4/6	W	2-1	QUE
1/12	L	4-5	at MIN	4/7	L	1-4	at QUE

MAJOR TRADES**08/31/84** – Obtained Steve Weeks from the New York Rangers for a third-round 1986 draft choice (Shawn Clouston).**02/22/85** – Obtained Mike Liut and future considerations (Jorgen Pettersson on April 16, 1985) from St. Louis for Greg Millen and Mark Johnson.**03/12/85** – Obtained Dean Evason and Peter Sidorkiewicz from Washington for David A. Jensen.**FINAL STATISTICS** (*Whalers games only*)

	SCORING (*Rookies)								
PLAYER	GP	G	A	PTS	PIM	PP	SH	GW	GT
RON FRANCIS	80	24	57	81	66	4	0	1	0
SYLVAIN TURGEON	64	31	31	62	67	11	0	3	2
RAY NEUFELD	76	27	35	62	129	12	0	2	2
GREG MALONE	76	22	39	61	67	6	0	4	0
MARK JOHNSON	49	19	28	47	21	10	0	2	1
RISTO SILTANEN	76	12	33	45	30	8	0	2	0
KEVIN DINEEN	57	25	16	41	120	8	4	2	1
TORRIE ROBERTSON	74	11	30	41	337	1	0	3	0
BOB CRAWFORD	45	14	14	28	8	2	0	0	0
RAY FERRARO	44	11	17	28	40	6	0	2	0
DAVE LUMLEY	48	8	20	28	98	1	0	0	0
JOEL QUENNEVILLE	79	6	16	22	96	0	0	2	0
DAVE TIPPETT	80	7	12	19	12	0	0	0	0
MIKE ZUKE	67	4	12	16	12	0	0	1	0
PAT BOUTETTE	33	6	8	14	51	0	0	2	0
PAUL FENTON	33	7	5	12	10	0	0	2	0
SYLVAIN COTE	67	3	9	12	17	1	0	1	0
PAUL MacDERMID	31	4	7	11	29	0	0	0	0
MIKE CROMBEEN	46	4	7	11	16	0	1	1	0
TONY CURRIE	13	3	8	11	2	1	0	0	0
MARK FUSCO	63	3	8	11	40	0	0	0	0
SCOT KLEINENDORST	35	1	8	9	69	0	0	0	0
CHRIS KOTSOPOULOS	33	5	3	8	53	1	0	0	0
ULF SAMUELSSON	41	2	6	8	83	0	0	0	0
RANDY PIERCE	17	3	2	5	8	0	0	0	0
WALLY WEIR	34	2	3	5	56	0	0	0	0
RICHIE DUNN	13	1	4	5	2	0	0	0	0
JACK BROWNSCHIDLE	17	1	4	5	5	1	0	0	0
MARK PATERSON	13	1	3	4	24	0	0	0	0
DAVID JENSEN	13	0	4	4	6	0	0	0	0
MARTY HOWE	19	1	1	2	10	0	0	0	0
MIKE HOFFMAN	1	0	0	0	0	0	0	0	0
ED STANIEWSKI	1	0	0	0	0	0	0	0	0
DEAN EVASON	2	0	0	0	0	0	0	0	0
MIKE LIUT	12	0	0	0	2	0	0	0	0
STEVE WEEKS	24	0	0	0	0	0	0	0	0
GREG MILLEN	44	0	0	0	4	0	0	0	0

GOALTENDING

PLAYER	GP	MINS	GA	GAA	SO	W-L-T
ED STANIEWSKI	1	20	1	3.00	0	0-0-0
MIKE LIUT	12	731	119	3.82	1	4-7-1
STEVE WEEKS	24	1457	92	3.79	2	10-12-2
GREG MILLEN	44	2659	187	4.22	1	16-22-6

SEASON HIGHLIGHTS

- Greg Millen starts 22 consecutive games, beginning December 19.
- Whalers recall several youngsters from Binghamton in December, including Ulf Samuelsson, Kevin Dineen, Ray Ferraro and Paul MacDermid.
- Ron Francis is named team captain – Feb. 22, 1985.
- Whalers go on nine-game unbeaten streak – March 10-29, 1985.

1983-84 IN REVIEW

CLOSING GAME ROSTER *vs. New York Rangers (away 4/1/84)*

1	Ed Staniowski	G	14	Greg Malone	C	22	Doug Sulliman	RW	30	Greg Millen	G
3	Joel Quenneville	D	15	Dave Tippett	LW	24	Chris Kotsopoulos	D	32	Torrie Robertson	LW
8	Risto Siltanen	D	16	Sylvain Turgeon	LW	25	Bob Crawford	RW	33	Mark Fusco	D
10	Ron Francis	C	17	Ray Neufeld	RW	26	Tony Currie	RW	34	Jack Brownschidle	D
12	Mark Johnson	C	20	Mike Zuke	C	27	Marty Howe	D	38	Randy Pierce	LW

FINAL ADAMS DIVISION STANDINGS

	GP	W	L	T	GF	GA	PTS
BOSTON	80	49	25	6	336	261	104
BUFFALO	80	48	25	7	315	257	103
QUEBEC	80	42	28	10	360	278	94
MONTREAL	80	35	40	5	286	295	75
HARTFORD*	80	28	42	10	288	320	66

*Whalers were most improved team in NHL from 82-83 with 21-point jump, but did not make playoffs.

COMPLETE RESULTS *(*Overtime)*

DATE	W/L	SCORE		OPP.	DATE	W/L	SCORE		OPP.
10/5	L	3-5	at	BUF	1/10	W	6-3	at	MIN
10/8	W	4-3		BOS	1/13	T	3-3*	at	CGY
10/9	L	1-4	at	BOS	1/15	L	0-5	at	VAN
10/13	T	4-4*		QUE	1/17	T	3-3*		NJ
10/15	W	6-4	at	PIT	1/19	L	2-3		MTL
10/19	W	3-0		WSH	1/21	L	0-2		BOS
10/22	L	2-5		BUF	1/24	T	7-7*	at	MTL
10/25	W	8-5	at	LA	1/26	L	2-6		WIN
10/28	L	4-5*	at	VAN	1/28	L	0-3	at	QUE
10/30	L	1-6	at	CHI	1/29	T	5-5*		QUE
11/1	L	2-6	at	MTL	2/1	T	6-6*	at	DET
11/2	W	5-4		NJH	2/4	W	7-3	at	STL
11/5	W	2-1		LA	2/5	W	4-3	at	CHI
11/6	L	2-4	at	PHI	2/7	W	4-1		DET
11/8	W	6-4		MIN	2/11	L	3-6		CGY
11/12	W	6-1		CHI	2/12	W	11-0		EDM
11/15	L	4-6	at	NYI	2/14	L	3-5		MTL
11/17	L	2-4		QUE	2/16	L	5-6*	at	NJ
11/19	T	4-4*	at	QUE	2/18	W	8-2	at	TOR
11/23	L	3-4		MTL	2/19	L	2-5	at	BUF
11/26	W	4-3*		NYR	2/23	W	3-2		BUF
11/30	L	2-6		VAN	2/25	W	9-7		PHI
12/3	W	7-2		STL	2/26	L	3-4		WSH
12/4	W	6-5	at	PHI	3/3	T	3-3*	at	BOS
12/6	L	1-4	at	MTL	3/4	W	6-4		BOS
12/8	L	6-8		TOR	3/7	L	2-4	at	WSH
12/10	T	5-5*		WIN	3/8	L	2-3	at	MTL
12/13	L	2-3	at	PIT	3/11	L	3-4*	at	BUF
12/15	L	2-4	at	BOS	3/13	L	0-2	at	STL
12/17	L	1-4		BUF	3/15	W	5-3		TOR
12/20	L	2-7		BOS	3/17	L	2-4		PIT
12/21	W	6-3	at	BUF	3/18	W	5-4		NYI
12/23	W	5-3		MIN	3/20	L	1-4	at	CGY
12/26	L	1-2		MTL	3/21	L	3-5	at	EDM
12/27	L	3-7	at	QUE	3/24	W	3-2*	at	QUE
12/30	L	3-9		LA	3/25	T	6-6*		QUE
1/3	L	1-7	at	DET	3/27	W	4-1		BUF
1/5	W	4-2		NYI	3/29	L	3-4	at	BOS
1/7	L	3-5	at	EDM	3/31	W	5-3		NYR
1/8	L	3-4	at	WIN	4/1	L	0-2	at	NYR

MAJOR TRADES

06/05/83 – Obtained Joel Quenneville and Richie Dunn from Calgary for Mickey Volcan.

10/03/83 – Selected Mike Zuke, Bob Crawford and Mike Crombeen from St. Louis in the Waiver Draft.

10/03/83 – Obtained Torrie Robertson from Washington for Greg Adams.

02/27/84 – Obtained Scot Kleinendorst from the New York Rangers for Blaine Stoughton.

FINAL STATISTICS *(Whalers games only)*

SCORING <i>(*Rookies)</i>										
PLAYER	GP	G	A	PTS	PIM	PP	SH	GW	GT	
MARK JOHNSON	79	35	52	87	27	13	1	2	2	
RON FRANCIS	72	23	60	83	45	5	0	5	1	
SYLVAIN TURGEON	76	40	32	72	55	18	0	3	11	
RAY NEUFELD	80	27	42	69	97	5	0	5	1	
BOB CRAWFORD	80	36	25	61	32	5	0	3	0	
GREG MALONE	78	17	37	54	56	3	0	2	0	
RISTO SILTANEN	75	15	38	53	34	12	0	0	0	
BLAINE STOUGHTON	54	23	14	37	4	7	0	2	1	
MIKE ZUKE	75	6	23	29	36	1	0	0	0	
TONY CURRIE	32	12	16	28	4	6	0	2	0	
RICHIE DUNN	63	5	20	25	30	0	0	0	0	
NORM DUPONT	40	7	15	22	12	2	0	0	0	
TORRIE ROBERTSON	66	7	14	21	198	0	0	2	0	
DOUG SULLIMAN	67	6	12	18	20	0	0	0	0	
CHRIS KOTSOPOULOS	72	5	13	18	118	3	0	0	0	
DAN BOURBONNAIS	35	0	16	16	0	0	0	0	0	
JOEL QUENNEVILLE	80	5	8	13	95	0	2	0	0	
MARTY HOWE	69	0	11	11	34	0	0	0	0	
RANDY PIERCE	17	6	3	9	9	0	1	0	0	
ED HOSPODAR	59	0	9	9	163	0	0	0	0	
STEVE STOYANOVICH	23	3	5	8	11	0	0	1	0	
DAVE TIPPETT	17	4	2	6	2	0	1	0	0	
MIKE CROMBEEN	56	1	4	5	25	0	0	0	0	
JACK BROWNSCHIDLE	13	2	2	4	10	0	0	1	0	
MARK FUSCO	17	0	4	4	2	0	0	0	0	
PAUL LAWLESS	6	0	3	3	0	0	0	0	0	
GREG MILLEN	60	0	3	3	10	0	0	0	0	
MARK PATERSON	9	2	0	2	4	0	0	0	0	
ROSS YATES	7	1	1	2	4	0	0	0	0	
PAUL MacDERMID	3	0	1	1	0	0	0	0	0	
BOB HESS	3	0	0	0	0	0	0	0	0	
MIKE VEISOR	4	0	0	0	0	0	0	0	0	
GERRY McDONALD	5	0	0	0	4	0	0	0	0	
REID BAILEY	12	0	0	0	25	0	0	0	0	
ED STANIEWSKI	18	0	0	0	2	0	0	0	0	

GOALTENDING

PLAYER	GP	MINS	GA	GAA	SO	W-L-T
GREG MILLEN	60	3576	221	3.71	2	21-30-9
ED STANIEWSKI	18	1040	74	4.27	0	6-9-1
MIKE VEISOR	4	240	20	5.00	0	1-3-0

SEASON HIGHLIGHTS

- Emile Francis hired as Whalers general manager – May 2.
- Whalers, picking second overall, choose Sylvain Turgeon in the June NHL Entry Draft.
- Jack Evans is named head coach and Claude LaRose is named assistant coach – July 7.
- Whalers trounce Edmonton 11-0 as Ron Francis scores four goals – February 12.
- Whalers finish 21 points better than 1982-83, the best improvement in the league.
- Whalers drop goals against total from 403 to 320.
- Sylvain Turgeon named to NHL All-Rookie Team – May 16, 1984.

CLOSING GAME ROSTER vs. *Quebec Nordiques (away 4/3/83)*

4	Mickey Volcan	D	11	Paul Lawless	LW	20	Merlin Malinowski	C/LW	25	Mark Renaud	D
5	Pierre Lacroix	D	12	Mark Johnson	C	21	Blaine Stoughton	RW	30	Greg Millen	G
7	Russ Anderson	D	14	Michel Galarneau	C	22	Doug Sulliman	RW	31	Mike Veisor	G
8	Risto Siltanen	D	17	Ray Neufeld	RW	23	Ed Hospodar	D	33	Mike McDougal	RW
10	Ron Francis	C	18	Greg Adams	LW	24	Chris Kotsopoulos	D	34	Randy Gilhen	RW

FINAL ADAMS DIVISION STANDINGS

	GP	W	L	T	GF	GA	PTS
BOSTON	80	50	20	10	327	228	110
MONTREAL	30	42	24	14	350	286	98
BUFFALO	80	38	29	13	318	285	89
QUEBEC	80	34	34	12	343	336	80
HARTFORD*	80	19	54	7	261	403	45

*Did not make playoffs.

COMPLETE RESULTS

DATE	W/L	SCORE	OPP.	DATE	W/L	SCORE	OPP.
10/6	L	1-2	MTL	1/8	L	4-7	PHI
10/9	L	4-5	BOS	1/9	L	4-8	at PHI
10/10	T	4-4	at BUF	1/11	L	4-8	at MTL
10/14	T	4-4	EDM	1/13	W	4-2	MTL
10/16	W	6-5	VAN	1/15	W	2-1	NJ
10/20	L	2-4	at EDM	1/18	L	1-8	at NYI
10/21	L	3-10	at CGY	1/20	L	3-4	at LA
10/23	W	5-3	at LA	1/22	L	2-7	at MIN
10/26	L	1-8	at VAN	1/23	L	2-4	at CHI
10/30	L	2-4	DET	1/27	W	5-2	QUE
11/2	L	6-7	MIN	1/29	T	2-2	WIN
11/4	W	5-2	at BOS	2/1	L	3-12	at QUE
11/6	L	2-5	BUF	2/2	L	1-7	at TOR
11/7	L	2-6	at WSH	2/5	L	4-7	at BOS
11/10	W	7-5	QUE	2/9	L	5-6	DET
11/13	W	5-2	STL	2/12	W	4-2	at NYI
11/16	L	1-7	MTL	2/13	W	5-3	TOR
11/17	L	3-4	at PIT	2/15	L	2-5	LA
11/20	T	4-4	CGY	2/17	W	4-1	MTL
11/24	L	2-4	BUF	2/19	L	2-4	CHI
11/26	L	3-4	CHI	2/20	L	2-7	at DET
11/27	L	0-8	at BOS	2/23	L	3-11	at NYR
12/1	L	1-6	at NYR	2/25	L	3-5	at WIN
12/3	L	4-5	at NJ	2/27	L	3-4	BOS
12/4	W	5-2	NYR	3/1	L	5-6	BUF
12/6	L	2-11	at MTL	3/5	L	3-10	at QUE
12/8	W	7-4	MTL	3/6	L	3-7	QUE
12/11	W	7-4	PHI	3/8	L	4-9	EDM
12/12	W	3-1	at BUF	3/10	W	3-0	at NJ
12/14	T	3-3	at MIN	3/12	L	2-7	PIT
12/17	W	2-0	at WIN	3/15	L	1-5	at MTL
12/18	L	4-7	at STL	3/16	L	4-5	at WSH
12/21	L	2-3	PIT	3/20	T	2-2	CGY
12/23	L	1-5	BOS	3/22	L	1-4	STL
12/26	L	2-3	NYI	3/23	L	3-8	at BUF
12/28	L	1-4	at QUE	3/26	L	4-7	at BOS
12/30	T	4-4	WSH	3/27	W	5-1	BOS
1/1	L	5-7	at TOR	3/29	W	5-4	BUF
1/2	L	4-8	at BUF	4/2	L	4-5	QUE
1/6	L	4-6	VAN	4/3	L	5-6	at QUE

MAJOR TRADES

08/19/82 – Obtained Ken Linseman, Greg Adams and Philadelphia's first-round 1983 draft pick (David A. Jensen) for Mark Howe and third-round 1983 draft pick. On same day, Whalers obtained Risto Siltanen and Brent Loney from Edmonton for Ken Linseman and Don Nachbaur.

10/01/82 – Obtained Mark Johnson and Kent-Erik Andersson from Minnesota for Jordy Douglas and a fifth-round 1984 draft pick (Jiri Poner).

FINAL STATISTICS (*Whalers games only*)

	SCORING (*Rookies)								
PLAYER	GP	G	A	PTS	PIM	PP	SH	GW	GT
RON FRANCIS	79	31	59	90	60	4	2	4	0
BLAINE STOUGHTON	72	45	31	76	27	10	0	8	0
MARK JOHNSON	73	31	38	69	28	5	3	5	1
RAY NEUFELD	80	26	31	57	86	4	0	1	1
DOUG SULLIMAN	77	22	19	41	14	8	0	0	0
PIERRE LAROCHE	38	18	22	40	8	4	0	0	1
BOB SULLIVAN	62	18	19	37	18	5	0	0	0
PIERRE LACROIX	56	6	25	31	18	1	0	0	0
MARK KENAUD	77	3	28	31	37	1	0	0	0
CHRIS KOTSPOULOS	68	6	24	30	125	3	0	0	0
RISTO SILTANEN	74	5	25	30	28	3	0	0	0
MERLIN MALINOWSKI	75	5	23	28	16	1	0	0	0
GREG ADAMS	79	10	13	23	216	1	0	1	0
MIKE McDUGAL	55	8	10	18	43	0	0	0	0
MICKEY VOLCAN	68	4	13	17	73	0	0	0	0
PAUL LAWLESS	47	6	9	15	4	1	0	0	0
WARREN MILLER	56	1	10	11	15	0	0	0	0
GEORGE LYLE	16	4	6	10	8	0	1	0	1
ED HOSPODAR	72	1	9	10	199	0	0	0	0
MICHEL GALARNEAU	38	5	4	9	21	0	0	0	0
RUSS ANDERSON	57	0	6	6	171	0	0	0	0
DAN FRIDGEN	11	2	2	4	2	0	0	0	0
ARCHIE HENDERSON	15	2	1	3	64	0	0	0	0
PAUL MARSHALL	13	1	2	3	0	0	0	0	0
GREG MILLEN	60	0	2	2	8	0	0	0	0
STEWART SMITH	18	1	0	1	25	0	0	0	0
RANDY GILHEN	2	0	1	1	0	0	0	0	0
MIKE HOFFMAN	2	0	1	1	0	0	0	0	0
BLAKE WESLEY	22	0	1	1	46	0	0	0	0
MARK PATERSON	2	0	0	0	0	0	0	0	0
JEFF BROWNSCHIDLE	4	0	0	0	0	0	0	0	0
RICK MEAGHER	4	0	0	0	0	0	0	0	0
PAUL MacDERMID	7	0	0	0	2	0	0	0	0
MIKE VEISOR	23	0	0	0	2	0	0	0	0

GOALTENDING

PLAYER	GP	MINS	GA	GAA	SO	W-L-T
GREG MILLEN	60	3506	282	4.83	1	14-38-6
MIKE VEISOR	23	1277	118	5.54	1	5-16-1

SEASON HIGHLIGHTS

- Whalers adopt long-pants look.
- Larry Kish named head coach – June 2, 1982.
- Blaine Stoughton suspended for the first eight games due to a preseason stick infraction.
- Larry Kish fired and replaced by Larry Pleau – Jan. 15, 1983.
- John Cuniff coaches last eight Whalers games as Larry Pleau suffers from blood disorder.

1981-82 IN REVIEW

CLOSING GAME ROSTER *vs. Boston Bruins (away 4/4/82)*

3	Paul Shmyr	D	11	Jordy Douglas	LW	23	Paul MacDermid	RW	30	Greg Millen	C
4	Ron Francis	C	14	Dave Keon	C	25	Mark Renaud	D	31	Mike Veisor	G
5	Mark Howe	D	20	Rick Meagher	C	26	Don Nachbaur	LW	32	Dan Fridgen	LW
6	Blake Wesley	D	21	Blaine Stoughton	RW	27	Warren Miller	RW	33	Jeff Brownschidle	D
8	Gary Howatt	LW	22	Doug Sulliman	RW	28	Pierre Larouche	C			

FINAL SOUTHEAST DIVISION STANDINGS

	GP	W	L	T	GF	GA	PTS
MONTREAL	80	46	17	17	360	223	109
BOSTON	80	43	27	10	323	285	96
BUFFALO	80	39	26	15	307	273	93
QUEBEC	80	33	31	16	356	345	82
HARTFORD*	80	21	41	18	264	351	60

*Did not make playoffs.

COMPLETE RESULTS

DATE	W/L	SCORE	OPP.	DATE	W/L	SCORE	OPP.
10/6	L	5-6	at QUE	1/9	L	2-3	BUF
10/8	T	5-5	at MTL	1/11	L	2-6	at QUE
10/10	T	1-1	BOS	1/16	T	3-3	at BOS
10/15	L	2-7	MTL	1/17	L	1-7	at BUF
10/17	W	8-1	DET	1/20	W	4-2	QUE
10/21	L	2-5	at EDM	1/23	T	2-2	at DET
10/23	T	2-2	at VAN	1/25	W	6-5	at CHI
10/24	L	3-7	at CGY	1/27	W	3-1	CGY
10/29	T	6-6	NYI	1/30	W	3-2	BOS
10/31	T	2-2	CHI	1/31	T	4-4	QUE
11/1	L	1-4	at BOS	2/2	W	5-3	at LA
11/4	L	1-4	VAN	2/5	T	4-4	at COL
11/7	W	4-2	MIN	2/6	W	4-2	at STL
11/8	T	2-2	at BUF	2/10	T	3-3	at PIT
11/11	T	4-4	EDM	2/13	L	2-3	NYR
11/12	L	3-5	at PHI	2/14	L	1-9	NYI
11/14	L	0-4	WSH	2/16	L	2-7	at CGY
11/18	W	8-5	TOR	2/19	L	4-7	at EDM
11/19	L	1-6	at BOS	2/20	L	2-4	at VAN
11/21	L	3-7	at QUE	2/22	L	7-8	at MIN
11/25	T	3-3	QUE	2/24	W	4-3	BOS
11/28	W	6-2	WSH	2/27	L	1-7	at WSH
11/29	L	3-6	at MTL	2/28	L	0-5	MTL
12/2	W	5-3	at TOR	3/3	T	3-3	at BUF
12/4	L	2-4	BUF	3/6	T	2-2	BUF
12/6	W	5-3	at NYR	3/7	W	7-6	LA
12/9	W	5-1	STL	3/10	W	6-2	WIN
12/12	L	2-4	COL	3/13	L	0-5	at MTL
12/13	L	1-6	at CHI	3/14	L	3-4	COL
12/16	L	1-6	MTL	3/16	W	7-5	at QUE
12/19	T	5-5	LA	3/18	W	4-1	BUF
12/20	L	2-8	at BUF	3/20	L	2-5	PHI
12/22	W	3-2	at DET	3/21	L	3-5	at PHI
12/26	L	6-9	BOS	3/24	T	3-3	QUE
12/27	W	7-3	TOR	3/27	L	4-5	at NYI
12/29	L	1-6	at STL	3/28	L	2-5	MIN
12/30	W	6-1	at WIN	3/30	L	4-6	at MTL
1/2	L	4-9	at PIT	3/31	L	1-5	MTL
1/3	L	4-6	PIT	4/3	T	3-3	NYR
1/6	L	4-5	WIN	4/4	L	2-7	at BOS

MAJOR TRADES

06/15/81 — Greg Millen signed as a free agent from Pittsburgh.

06/29/81 — Pat Boutette and Kevin McClelland awarded to the Penguins as compensation for Greg Millen.

10/02/81 — Obtained Garry Howatt from New York Islanders for a fifth-round 1983 draft pick (Bob Caufield).

10/02/81 — Obtained Doug Sulliman, Chris Kotsopoulos and Gerry McDonald from the New York Rangers for Mike Rogers.

12/21/81 — Obtained Pierre Larouche from Montreal for a flip-flop of first-round picks in 1984, Hartford's second pick in 1984 and a switch of third-round positions in 1985.

FINAL STATISTICS *(Whalers games only)*

SCORING (*Rookies)										
PLAYER	GP	G	A	PTS	PIM	PP	SH	GW	GT	
BLAINE STOUGHTON	80	52	39	91	57	13	1	4	4	
DOUG SULLIMAN	77	29	40	69	39	5	0	4	0	
RON FRANCIS	59	25	43	68	51	12	0	1	1	
MARK HOWE	76	8	45	53	18	3	0	1	0	
PIERRE LAROCHE	45	25	25	50	12	11	1	1	1	
GARRY HOWATT	80	18	32	50	242	1	0	2	0	
RICK MEAGHER	65	24	19	43	51	2	1	2	2	
CHRIS KOTSPOULOS	68	13	20	33	147	5	0	1	1	
BLAKE WESLEY	78	9	18	27	123	3	0	1	0	
DON NACHBAUR	77	5	21	26	117	0	0	0	1	
WARREN MILLER	74	10	12	22	68	1	1	0	1	
RICK MacLEISH	34	6	16	22	16	4	0	0	0	
DAVE KEON	78	8	11	19	6	0	1	1	0	
MARK RENAUD	48	1	17	18	39	0	0	0	0	
JORDY DOUGLAS	30	10	7	17	44	4	0	2	0	
GEORGE LYLE	14	2	12	14	9	1	0	0	0	
DAN BOURBONNAIS	24	3	9	12	11	0	0	0	0	
PAUL SHMYR	66	1	11	12	134	0	0	0	0	
RAY NEUFELD	19	4	3	7	4	1	0	0	0	
MICKEY VOLCAN	26	1	5	6	29	1	0	0	0	
JACK McILHARGEY	50	1	5	6	60	0	0	0	0	
NORM BARNES	20	1	4	5	19	0	0	0	1	
DON GILLEN	34	1	4	5	22	0	0	0	0	
GREG MILLEN	55	0	5	5	2	0	0	0	0	
TOM ROWE	21	4	0	4	36	1	1	0	0	
RUSS ANDERSON	25	1	3	4	85	0	0	1	0	
MARTY HOWE	13	0	4	4	2	0	0	0	0	
STEWART SMITH	17	0	3	3	15	0	0	0	0	
ROB McCLANAHAN	17	0	3	3	11	0	0	0	0	
RANDY MACGREGOR	2	1	1	2	2	0	0	0	0	
PAUL MACDERMID	3	1	0	1	2	0	0	0	0	
GILLES LUPIEN	1	0	1	1	2	0	0	0	0	
MIKE FIDLER	2	0	1	1	0	0	0	0	0	
DAN FRIDGEN	2	0	1	1	0	0	0	0	0	
JEFF BROWNSCHIDLE	3	0	1	1	2	0	0	0	0	
MIKE VEISOR	13	0	1	1	0	0	0	0	0	
JOHN GARRETT	16	0	1	1	2	0	0	0	0	
MIKE MCDUGAL	3	0	0	0	0	0	0	0	0	
GERRY McDONALD	3	0	0	0	0	0	0	0	0	
GLENN MERKOSKY	7	0	0	0	2	0	0	0	0	
MICHEL GALARNEAU	10	0	0	0	4	0	0	0	0	
GOALTENDING										
PLAYER	GP	MINS	GA	GAA	SO	W-L-T				
JOHN GARRETT	16	897	63	4.21	0	5-6-4				
GREG MILLEN	55	3195	229	4.30	0	11-30-12				
MIKE VEISOR	13	701	53	4.54	0	5-5-2				

SEASON HIGHLIGHTS

- Rick Ley, battling severe knee injuries, retires — September 9.
- Whalers recall first-round draft pick Ron Francis from the Sault Ste. Marie Greyhounds — November 14.
- Rick Ley's #2 retired — December 26.
- Whalers reel off a 6-0-4 streak between January 20 and February 10.
- Dave Keon announces retirement at conclusion of the season.
- Blaine Stoughton tops the 50-goal mark for the second time in his NHL career.

CLOSING GAME ROSTER vs. *Pittsburgh Penguins (home 4/5/81)*

1	Mike Veisor	G	15	Dave Debol	C	23	Gilles Lupien	D	31	Mike Fidler	LW
3	Al Sims	D	17	Mike Rogers	C	24	Kevin Kemp	D	33	Stuart Smith	D
5	Mark Howe	D	20	Rick Meagher	C	25	Norm Barnes	D	35	John Garrett	G
12	Tom Rowe	RW	21	Blaine Stoughton	RW	26	Don Nachbaur	LW			
14	Dave Keon	C	22	Jeff Brubaker	LW	27	Warren Miller	RW			

FINAL NORRIS DIVISION STANDINGS

	GP	W	L	T	GF	GA	PTS
MONTREAL	80	45	22	13	332	232	103
LOS ANGELES	80	43	24	13	337	290	99
PITTSBURGH	80	30	37	13	302	345	73
HARTFORD*	80	21	41	18	292	372	60
DETROIT	80	19	43	18	252	339	56

*Did not make playoffs.

FINAL STATISTICS (*Whalers games only*)

	SCORING (*Rookies)								
PLAYER	GP	G	A	PTS	PIM	PP	SH	GW	GT
MIKE ROGERS	80	40	65	105	32	10	4	1	0
PAT BOUTETTE	80	28	52	80	160	8	2	3	1
BLAINE STOUGHTON	71	43	30	73	56	10	2	6	1
MARK HOWE	63	19	46	65	54	7	2	3	0
AL SIMS	80	16	36	52	68	5	0	1	0
DAVE KEON	80	13	34	47	26	2	0	1	0
WARREN MILLER	77	22	22	44	37	3	3	1	0
TOM ROWE	74	13	28	41	190	1	0	1	0
DON NACHBAUR	77	16	17	33	139	2	0	1	0
DAVE DEBOL	44	14	12	26	70	2	0	0	1
JORDY DOUGLAS	55	13	9	22	29	3	0	1	0
MIKE FIDLER	38	9	9	18	4	2	0	0	0
RICK MEAGHER	27	7	10	17	19	0	0	0	0
THOMMY ABRAHAMSSON	32	6	11	17	16	4	0	1	0
RAY NEUFELD	52	5	10	15	44	0	0	0	0
BERNIE JOHNSTON	25	4	11	15	8	0	0	0	0
GORDIE ROBERTS	27	2	11	13	81	1	0	0	0
MICKEY VOLCAN	49	2	11	13	26	0	0	0	0
NORM BARNES	54	1	10	11	82	0	0	0	0
JEFF BRUBAKER	43	5	3	8	93	0	0	0	0
MICHEL GALARNEAU	30	2	6	8	9	0	0	1	0
STUART SMITH	38	1	7	8	55	0	0	0	0
NICK FOTIU	42	4	3	7	79	0	0	0	0
JACK McILHARGEY	48	1	6	7	142	0	0	0	0
GILLIES LUPIEN	20	2	4	6	39	0	0	0	0
STEVE ALLEY	8	2	2	4	11	0	0	0	0
RICK LEY	16	0	2	2	20	0	0	0	0
MARK RENAUD	4	1	0	1	0	0	0	0	0
RAY ALLISON	6	1	0	1	0	0	0	0	0
MARTY HOWE	12	0	1	1	25	0	0	0	0
JOHN GARRETT	54	0	1	1	2	0	0	0	0
KEN HOLLAND	1	0	0	0	0	0	0	0	0
KEVIN KEMP	3	0	0	0	4	0	0	0	0
KEVIN ARTHUR	3	0	0	0	0	0	0	0	0
MIKE VEISOR	29	0	0	0	0	0	0	0	0

GOALTENDING	GP	MINS	GA	GAA	SO	W-L-T
MIKE VEISOR	29	1580	118	4.48	1	6-13-6
JOHN GARRETT	54	3145	241	4.60	0	15-27-12
KEN HOLLAND	1	60	7	7.00	0	0-1-0

SEASON HIGHLIGHTS

- Blaine Stoughton sits out the first eight games in a contract dispute.
- Gordie Howe's #9 retired – Feb. 18, 1981.
- Larry Pleau replaces fired head coach Don Blackburn – Feb. 20, 1981.
- Pleau replaces fired Jack Kelley as director of hockey operations – April 1, 1981.
- Mike Rogers records second straight 100-point campaign.

COMPLETE RESULTS

DATE	W/L	SCORE	OPP.	DATE	W/L	SCORE	OPP.
10/9	L	6-8	at STL	1/10	W	5-3	at WPG
10/11	L	3-9	at MIN	1/12	L	2-5	STL
10/12	T	3-3	at BUF	1/14	L	4-5	LA
10/15	W	5-2	at PIT	1/17	L	2-3	CHI
10/18	W	4-2	DET	1/18	L	2-3	at WSH
10/19	T	3-3	NYI	1/21	T	6-6	STL
10/22	W	3-0	COL	1/23	L	2-4	CGY
10/25	W	4-2	QUE	1/24	L	4-7	at TOR
10/26	L	1-6	at PHI	1/28	W	6-3	COL
10/29	W	5-3	DET	1/30	T	5-5	TOR
10/30	L	2-8	at MTL	1/31	L	3-5	BUF
11/1	T	4-4	VAN	2/2	L	2-4	at QUE
11/5	L	1-6	at STL	2/4	T	3-3	BOS
11/6	T	3-3	at COL	2/7	L	2-6	CHI
11/8	L	4-5	PHI	2/8	T	6-6	at PHI
11/12	L	1-5	MIN	2/12	T	2-2	at DET
11/15	L	4-8	WSH	2/14	L	4-7	at MIN
11/16	L	3-7	at NYR	2/15	T	4-4	at CHI
11/20	L	0-5	at NYI	2/18	T	3-3	WPG
11/22	W	4-3	VAN	2/19	L	2-6	at PIT
11/23	L	73-11	at CHI	2/22	W	6-5	NYR
11/26	W	8-4	WPG	2/25	W	3-2	MIN
11/28	W	6-4	EDM	2/27	L	1-5	at CGY
11/29	L	2-5	BUF	3/1	L	0-3	at VAN
12/2	L	2-5	at LA	3/3	L	4-5	at COL
12/3	T	4-4	at VAN	3/6	W	5-3	at BUF
12/6	W	5-3	at CGY	3/8	L	4-5	CGY
12/7	L	4-6	at EDM	3/10	T	4-4	at DET
12/10	W	8-5	at WPG	3/11	L	2-5	WSH
12/13	T	5-5	LA	3/14	L	2-6	at NYR
12/17	W	5-4	BOS	3/15	L	2-4	at BOS
12/20	T	4-4	at BOS	3/18	W	9-3	MTL
12/21	L	5-6	at QUE	3/21	L	4-6	NYR
12/23	W	7-2	at TOR	3/22	T	3-3	TOR
12/26	W	9-7	PIT	3/25	L	2-7	EDM
12/27	T	5-5	NYI	3/27	W	5-3	at WSH
1/2	L	1-3	MTL	3/29	L	1-4	PHI
1/3	L	1-8	at NYI	4/1	W	5-4	QUE
1/7	L	3-5	at LA	4/3	L	1-6	at MTL
1/9	T	6-6	at EDM	4/5	L	4-5	PIT

MAJOR TRADES

06/05/80 – Obtained Rick Meagher from Montreal for flip-flop of draft positions in third and fifth rounds in 1981.

11/21/80 – Obtained Norm Barnes and Jack McIlhargey from Philadelphia for a second-round draft pick in 1982 (Peter Ihnacek).

12/16/80 – Obtained Mike Fidler from Minnesota for Gordie Roberts.

1979-80 IN REVIEW

CLOSING GAME ROSTER *vs. Montreal Canadiens (away 4/11/80)*

1	Al Smith	G	9	Gordie Howe	C	16	Bobby Hull	LW	25	Steve Alley	LW
3	Al Sims	D	10	Ray Neufeld	RW	17	Mike Rogers	D	28	Pat Boutette	LW
5	Mark Howe	D	12	Tom Rowe	RW	18	Marty Howe	D	32	Larry Giroux	D
7	Gordie Roberts	D	14	Dave Keon	C	23	Nick Fotiu	LW	35	John Garrett	G
8	Ray Allison	RW	15	Dave Debol	C	24	Bernie Johnston	LW			

FINAL NORRIS DIVISION STANDINGS

	GP	W	L	T	GF	GA	PTS
MONTREAL	80	47	20	13	328	240	107
LOS ANGELES	80	30	36	14	290	313	74
PITTSBURGH	80	30	37	13	251	303	73
HARTFORD*	80	27	34	19	303	312	73
DETROIT	80	26	43	11	268	306	63

*Lost to Montreal in first round of playoffs 3-0.

COMPLETE RESULTS

DATE	W/L	SCORE	OPP.	DATE	W/L	SCORE	OPP.
10/11	L	1-4	at MIN	1/17	W	7-1	PIT
10/13	T	3-3	at PIT	1/19	W	5-3	CHI
10/14	T	3-3	at CHI	1/21	W	7-2	WIN
10/17	L	1-3	at BUF	1/24	L	2-7	MTL
10/19	W	6-3	LA	1/26	L	2-3	at NYI
10/20	L	1-6	at NYI	1/28	W	6-1	ATL
10/24	T	2-2	at QUE	1/30	W	8-2	BOS
10/26	L	1-2	NYI	2/2	L	3-5	at ATL
10/28	T	2-2	at NYR	2/3	W	5-3	NYI
10/31	W	4-2	at TOR	2/6	W	7-3	LA
11/2	W	5-3	TOR	2/8	T	4-4	COL
11/6	W	7-2	at COL	2/10	L	2-6	MIN
11/9	L	2-4	CHI	2/12	T	5-5	VAN
11/11	T	5-5	at CHI	2/15	W	5-4	WIN
11/14	L	2-3	at WIN	2/16	L	3-5	at TOR
11/17	W	4-0	EDM	2/18	W	6-4	NYR
11/18	L	4-5	at BOS	2/19	W	6-2	EDM
11/21	W	5-3	BUF	2/23	W	6-5	at ATL
11/24	T	4-4	QUE	2/26	L	5-9	at QUE
11/25	W	4-2	ATL	2/27	L	3-6	BOS
11/27	L	2-6	at PHI	2/29	W	3-0	STL
11/30	W	7-5	PIT	3/1	W	6-3	at STL
12/1	T	4-4	at MTL	3/6	L	3-4	at BUF
12/4	T	3-3	at WSH	3/8	L	5-9	at WSH
12/7	L	4-7	NYR	3/9	T	1-1	at BOS
12/9	L	0-3	at EDM	3/12	T	4-4	at DET
12/11	L	3-5	at VAN	3/13	W	3-1	VAN
12/12	L	4-7	at LA	3/15	W	4-1	COL
12/15	L	5-6	at COL	3/16	L	1-6	MIN
12/19	W	5-4	WSH	3/19	T	5-5	MTL
12/22	L	2-4	BUF	3/21	T	5-5	PHI
12/23	L	2-4	at PHI	3/22	T	5-5	at MTL
12/26	T	4-4	PHI	3/24	L	5-7	STL
12/29	L	0-3	at STL	3/26	L	0-7	at WIN
1/2	T	3-3	at EDM	3/28	T	4-4	at VAN
1/4	L	3-6	WSH	3/29	T	2-2	at LA
1/6	L	1-2	DET	4/1	L	4-5	TOR
1/7	L	2-5	at NYR	4/2	L	4-6	at PIT
1/9	L	2-6	at MIN	4/4	W	9-2	QUE
1/12	W	6-4	at DET	4/6	W	5-3	DET

MAJOR TRADES

12/24/79 – Obtained Pat Boutette from Toronto for Bob Stephenson.
01/17/80 – Obtained Tom Rowe from Washington for Alan Hangsleben.
02/27/80 – Obtained Bobby Hull from Winnipeg for future considerations.

FINAL STATISTICS *(Whalers games only)*

SCORING <i>(*Rookies)</i>										
PLAYER	GP	G	A	PTS	PIM	PP	SH	GW	GT	
MIKE ROGERS	80	44	61	105	10	3	2	0	0	
BLAINE STOUGHTON	80	56	44	100	16	16	2	9	3	
MARK HOWE	74	24	56	80	20	5	2	3	1	
DAVE KEON	76	10	52	62	10	0	0	0	0	
JORDY DOUGLAS	77	33	24	57	39	5	0	5	1	
PAT BOUTETTE	47	13	31	44	75	3	0	0	0	
GORDIE HOWE	80	15	26	41	42	2	0	0	1	
AL SIMS	76	10	31	41	30	2	0	1	1	
GORDIE ROBERTS	80	8	28	36	89	1	0	1	0	
GREG CARROLL	71	13	19	32	24	0	1	2	0	
RAY ALLISON	64	16	12	28	13	0	0	2	1	
DAVE DEBOL	48	12	14	26	4	0	0	1	0	
BERNIE JOHNSTON	32	8	13	21	8	0	0	0	0	
RICK LEY	65	4	16	20	92	0	0	1	0	
NICK FOTIU	74	10	8	18	107	0	0	0	0	
ALAN HANGSLEBEN	37	3	15	18	69	0	0	1	0	
ANDRE LACROIX	29	3	14	17	2	1	0	0	0	
TOM ROWE	20	6	4	10	30	1	0	1	0	
RON PLUMB	26	3	4	7	14	0	0	0	0	
BOBBY HULL	9	2	5	7	0	1	0	0	0	
LARRY GIROUX	47	2	5	7	44	0	0	0	1	
BILL BENNETT	24	3	3	6	63	2	0	0	0	
TIM SHEEHY	12	2	1	3	0	0	0	0	0	
JIM WARNER	32	0	3	3	32	0	0	0	0	
STEVE ALLEY	7	1	1	2	0	0	0	0	0	
BRIAN HILL	19	1	1	2	4	0	0	0	1	
MARK RENAUD	13	0	2	2	4	0	0	0	0	
JOHN GARRETT	52	0	2	2	12	0	0	0	0	
RAY NEUFELD	8	1	0	1	0	0	0	0	0	
JEFF BRUBAKER	3	0	1	1	2	0	0	0	0	
BOB STEPHENSON	4	0	1	1	0	0	0	0	0	
MIKE ANTONOVICH	5	0	1	1	2	0	0	0	0	
MARTY HOWE	6	0	1	1	4	0	0	0	0	
CHUCK LUKSA	8	0	1	1	4	0	0	0	0	
AL SMITH	30	0	1	1	10	0	0	0	0	
JEAN SAVARD	1	0	0	0	0	0	0	0	0	
STUART SMITH	4	0	0	0	0	0	0	0	0	
RICK HODGSON	6	0	0	0	6	0	0	0	0	
MAYNARD SCHURMAN	7	0	0	0	0	0	0	0	0	

GOALTENDING

PLAYER	GP	MINS	GA	GAA	SO	W-L-T
AL SMITH	30	1754	107	3.66	2	11-10-8
JOHN GARRETT	52	3046	202	3.98	0	16-24-11

SEASON HIGHLIGHTS

- All-time WHA scoring king Andre Lacroix retires – December 20.
- Whalers re-open the Hartford Civic Center with a 7-3 win over Los Angeles – February 6.
- Whalers retire John McKenzie's #19 – February 27.
- Whalers sign hockey legend Bobby Hull – February 27.
- Gordie Howe scores his 800th career NHL regular season goal – February 29.
- Blaine Stoughton ties for NHL goal scoring lead with 56.
- Mike Rogers finishes eighth in NHL scoring with 105 points.

RECORDS

YEAR	GP	W	L	T	OTL	PTS	GF	GA	YEAR	GP	W	L	T	OTL	PTS	GF	GA
1972-73 (WHA-BOS)	78	46*	30	2		94*	318*	263	1990-91 (NHL-HFD)	80	31	38	11		73	238	276
1973-74 (WHA-BOS)	78	43#	31	4		90#	291	260	1991-92 (NHL-HFD)	80	26	41	13		65	247	283
1974-75 (WHA-HFD)	78	43#	30	5		91#	274#	279	1992-93 (NHL-HFD)	84	26	52	6		58	284	369
1975-76 (WHA-HFD)	80	33	40	7*		73	255	290	1993-94 (NHL-HFD)	84	27	48	9		63	227	288
1976-77 (WHA-HFD)	81	35	40	6		76	275	290	1994-95 (NHL-HFD)	48	19	24	5		43	127	141
1977-78 (WHA-HFD)	80	44	31	5*		93	335	269	1995-96 (NHL-HFD)	82	34	39	9		77	237	259
1978-79 (WHA-HFD)	80	37	34	9*		83	298	287	1996-97 (NHL-HFD)	82	32	39	11		75	226	256
1979-80 (NHL-HFD)	80	27	34	19		73	303	312	1997-98 (NHL-CAR)	82	33	41	8		74	200	219
1980-81 (NHL-HFD)	80	21	41	18		60	292	372	1998-99 (NHL-CAR)	82	34#	30	18		86#	210	202
1981-82 (NHL-HFD)	80	21	41	18		60	264	351	1999-00 (NHL-CAR)	82	37	35	10	0	84	217	216
1982-83 (NHL-HFD)	80	19	54*	7		45	261	403*	2000-01 (NHL-CAR)	82	38	32	9	3	88	212	225
1983-84 (NHL-HFD)	80	28	42	10		66	288	320	2001-02 (NHL-CAR)	82	35	26	16*	5	91#	217	217
1984-85 (NHL-HFD)	80	30	41	9		69	268	318	2002-03 (NHL-CAR)	82	22	43	11	6	61	171	240
1985-86 (NHL-HFD)	80	40	36	4		84	332#	302	2003-04 (NHL-CAR)	82	28	34	14	6	76	172	209
1986-87 (NHL-HFD)	80	43#	30	7		93#	287	270	2005-06 (NHL-CAR)	82	52#	22	8		112#	294#	260
1987-88 (NHL-HFD)	80	35	38	7		77	249	267	2006-07 (NHL-CAR)	82	40	34	8		88	241	253
1988-89 (NHL-HFD)	80	37	38	5		79	299	290	2007-08 (NHL-CAR)	82	43	33	6		92	250	246
1989-90 (NHL-HFD)	80	38	33	9		85	275	268	2008-09 (NHL-CAR)	82	45	30	7		97	239	226

* – Indicates a League Leading Figure.

– Indicates a Division Leading Figure.

YEAR

1972-73 (WHA-BOS)	1st East Div.
1973-74 (WHA-BOS)	1st East Div.
1974-75 (WHA-HFD)	1st East Div.
1975-76 (WHA-HFD)	3rd East Div.
1976-77 (WHA-HFD)	4th East Div.
1977-78 (WHA-HFD)	2nd of 8 teams
1978-79 (WHA-HFD)	4th of 6 teams
1979-80 (NHL-HFD)	4th Norris Div.
1980-81 (NHL-HFD)	4th Norris Div.
1981-82 (NHL-HFD)	5th Adams Div.
1982-83 (NHL-HFD)	5th Adams Div.
1983-84 (NHL-HFD)	5th Adams Div.
1984-85 (NHL-HFD)	5th Adams Div.
1985-86 (NHL-HFD)	4th Adams Div.
1986-87 (NHL-HFD)	1st Adams Div.
1987-88 (NHL-HFD)	4th Adams Div.
1988-89 (NHL-HFD)	4th Adams Div.
1989-90 (NHL-HFD)	4th Adams Div.
1990-91 (NHL-HFD)	4th Adams Div.
1991-92 (NHL-HFD)	4th Adams Div.
1992-93 (NHL-HFD)	5th Adams Div.
1993-94 (NHL-HFD)	6th Northeast Div.
1994-95 (NHL-HFD)	5th Northeast Div.
1995-96 (NHL-HFD)	4th Northeast Div.
1996-97 (NHL-HFD)	5th Northeast Div.
1997-98 (NHL-CAR)	6th Northeast Div.
1998-99 (NHL-CAR)	1st Southeast Div.
1999-00 (NHL-CAR)	3rd Southeast Div.
2000-01 (NHL-CAR)	2nd Southeast Div.
2001-02 (NHL-CAR)	1st Southeast Div.
2002-03 (NHL-CAR)	5th Southeast Div.
2003-04 (NHL-CAR)	3rd Southeast Div.
2005-06 (NHL-CAR)	1st Southeast Div.
2006-07 (NHL-CAR)	3rd Southeast Div.
2007-08 (NHL-CAR)	2nd Southeast Div.
2008-09 (NHL-CAR)	2nd Southeast Div.

FINISHED

PLAYOFF RESULT

Won Avco-World Trophy
Lost Quarterfinals
Lost Quarterfinals
Lost Semifinals
Lost Quarterfinals
Lost Finals
Lost Semifinals
Lost Preliminary
Out of Playoffs
Out of Playoffs
Out of Playoffs
Out of Playoffs
Out of Playoffs
Lost Division Finals
Lost Div. Semifinals
Lost Div. Semifinals
Lost Div. Semifinals
Lost Div. Semifinals
Lost Div. Semifinals
Lost Div. Semifinals
Out of Playoffs
Out of Playoffs
Out of Playoffs
Out of Playoffs
Out of Playoffs
Out of Playoffs
Lost Conf. Quarterfinals
Out of Playoffs
Lost Conf. Quarterfinals
Lost Stanley Cup Finals
Out of Playoffs
Out of Playoffs
Won Stanley Cup
Out of Playoffs
Out of Playoffs
Lost Conf. Finals

COACH (CAPTAIN)

Jack Kelley (Ted Green)
 Ron Ryan (Ted Green)
 Ron Ryan / Jack Kelley (Ted Green)
 Jack Kelley / Don Blackburn / Harry Neale (Rick Ley)
 Harry Neale (Rick Ley)
 Harry Neale (Rick Ley)
 Bill Dineen / Don Blackburn (Rick Ley)
 Don Blackburn (Rick Ley)
 Don Blackburn / Larry Pleau (Rick Ley / Mike Rogers)
 Larry Pleau (Dave Keon)
 Larry Kish / Larry Pleau / John Cunniff (Russ Anderson)
 Jack Evans (Mark Johnson)
 Jack Evans (Mark Johnson / Ron Francis)
 Jack Evans (Ron Francis)
 Jack Evans (Ron Francis)
 Jack Evans / Larry Pleau (Ron Francis)
 Larry Pleau (Ron Francis)
 Rick Ley (Ron Francis)
 Rick Ley (Ron Francis until 12/90)
 Jim Roberts (Randy Ladouceur)
 Paul Holmgren (Pat Verbeek)
 Paul Holmgren / Pierre McGuire (Pat Verbeek)
 Paul Holmgren (Pat Verbeek until 3/95)
 Paul Holmgren / Paul Maurice (Brendan Shanahan)
 Paul Maurice (Kevin Dineen)
 Paul Maurice (Kevin Dineen)
 Paul Maurice (Keith Primeau)
 Paul Maurice (Ron Francis)
 Paul Maurice (Ron Francis)
 Paul Maurice (Ron Francis)
 Paul Maurice (Ron Francis)
 Paul Maurice / Peter Laviolette (Ron Francis until 3/04)
 Peter Laviolette (Rod Brind'Amour)
 Peter Laviolette (Rod Brind'Amour)
 Peter Laviolette (Rod Brind'Amour)
 Peter Laviolette / Paul Maurice (Rod Brind'Amour)

NHL HOME AND ROAD RECORDS

HOME ICE RECORD									ROAD ICE RECORD								OVERALL REGULAR SEASON RECORD							
YEAR	GP	W	L	T	OTL	PTS	GF	GA	GP	W	L	T	OTL	PTS	GF	GA	GP	W	L	T	OTL	PTS	GF	GA
1979-80	40	22	12	6		50	179	141	40	5	22	13		23	124	171	80	27	34	19		73	303	312
1980-81	40	14	17	9		37	158	169	40	7	24	9		23	134	203	80	21	41	18		60	292	372
1981-82	40	13	17	10		36	136	152	40	8	24	8		24	128	199	80	21	41	18		60	264	351
1982-83	40	13	22	5		31	147	169	40	6	32	2		14	114	234	80	19	54	7		45	261	403
1983-84	40	19	16	5		43	158	150	40	9	26	5		23	130	170	80	28	42	10		66	288	320
1984-85	40	17	18	5		39	137	148	40	13	23	4		30	131	170	80	30	41	9		69	268	318
1985-86	40	21	17	2		44	181	153	40	19	19	2		40	151	149	80	40	36	4		84	332	302
1986-87	40	26	9	5		57	150	112	40	17	21	2		36	137	158	80	43	30	7		93	287	270
1987-88	40	21	14	5		47	134	124	40	14	24	2		30	115	143	80	35	38	7		77	249	267
1988-89	40	21	17	2		44	156	145	40	16	21	3		35	143	145	80	37	38	5		79	299	290
1989-90	40	17	18	5		39	134	135	40	21	15	4		46	141	133	80	38	33	9		85	275	268
1990-91	40	18	16	6		42	128	128	40	13	22	5		31	110	148	80	31	38	11		73	238	276
1991-92	40	13	17	10		36	120	126	40	13	24	3		29	127	157	80	26	41	13		65	247	283
1992-93	42	12	25	5		29	141	176	42	14	27	1		29	143	193	84	26	52	6		58	284	369
1993-94	42	14	22	6		34	123	129	42	13	26	3		29	104	159	84	27	48	9		63	227	288
1994-95	24	12	10	2		26	64	65	24	7	14	3		17	63	76	48	19	24	5		43	127	141
1995-96	41	22	15	4		48	134	120	41	12	24	5		29	103	139	82	34	39	9		77	237	259
1996-97	41	23	15	3		49	116	108	41	9	24	8		26	110	148	82	32	39	11		75	226	256
1997-98	41	16	18	7		39	106	109	41	17	23	1		35	94	110	82	33	41	8		74	200	219
1998-99	41	20	12	9		49	110	96	41	14	18	9		37	100	106	82	34	40	18		86	210	202
1999-00	41	20	16	5	0	45	99	102	41	17	19	5	0	39	118	114	82	37	35	10	0	84	217	216
2000-01	41	23	15	3	0	49	129	115	41	15	17	6	3	39	83	110	82	38	32	9	3	88	212	225
2001-02	41	15	13	11	2	43	98	105	41	20	13	5	3	48	119	112	82	35	26	16	5	91	217	217
2002-03	41	12	17	9	3	36	84	102	41	10	26	2	3	25	87	138	82	22	43	11	6	61	171	240
2003-04	41	13	18	8	2	36	85	100	41	15	16	6	4	40	87	109	82	28	34	14	6	76	172	209
2005-06	41	31	8	2		64	153	127	41	21	14	6		48	141	133	82	52	22	8		112	294	260
2006-07	41	21	16	4		46	128	131	41	19	18	4		42	113	122	82	40	34	8		88	241	253
2007-08	41	24	13	4		52	140	119	41	19	20	2		40	110	127	82	43	33	6		92	250	246
2008-09	41	26	14	1		53	115	106	41	19	16	6		44	121	115	82	45	30	7		97	236	221
29-YR. TOTALS	1161	539	457	158	7	1243	3743	3662	1161	402	612	134	13	951	3381	4190	2322	941	1070	292	20	2194	7084	7853
29-YR. AVG.	40	19	16	5	1*	43	129	126	40	14	21	5	3*	33	117	144	80	32	37	10	4*	76	244	270

* – 5 year average

ALL-TIME ATTENDANCE

SEASON	REGULAR SEASON ATTENDANCE	NUMBER OF GAMES	REGULAR SEASON AVERAGE	PLAYOFF ATTENDANCE	PLAYOFF AVERAGE	TOTAL OVERALL ATTENDANCE	OVERALL AVERAGE	PERCENT OF CAPACITY
1979-80 (HFD)	394,228	40	9,856	(1) 14,460	14,460	408,688	9,968	91.9%
1980-81 (HFD)	461,008	40	11,525	—	—	461,008	11,525	79.4%
1981-82 (HFD)	456,510	40	11,413	—	—	456,510	11,413	78.7%
1982-83 (HFD)	427,819	40	10,695	—	—	427,819	10,695	73.5%
1983-84 (HFD)	459,525	40	11,488	—	—	459,525	11,488	77.6%
1984-85 (HFD)	481,059	40	12,026	—	—	481,059	12,026	81.2%
1985-86 (HFD)	510,753	40	12,769	(4) 60,504	15,126	571,257	12,983	85.8%
1986-87 (HFD)	569,219	40	14,230	(3) 45,378	15,126	614,597	14,293	94.5%
1987-88 (HFD)	582,969	40	14,574	(3) 45,507	15,169	628,476	14,616	95.9%
1988-89 (HFD)	556,823	40	13,921	(2) 25,608	12,804	582,431	13,867	91.1%
1989-90 (HFD)	548,025	40	13,701	(3) 46,605	15,535	594,630	13,829	88.9%
1990-91 (HFD)	497,224	40	12,431	(3) 45,468	15,156	542,692	12,621	80.7%
1991-92 (HFD)	433,289	40	10,832	(3) 25,061	8,354	458,350	10,659	68.2%
1992-93 (HFD)	433,918	41	10,583	—	—	433,918	10,583	67.7%
1993-94 (HFD)	430,159	41	10,492	—	—	430,159	10,492	67.1%
1994-95 (HFD)	284,050	24	11,835	—	—	284,050	11,835	75.7%
1995-96 (HFD)	491,315	41	11,983	—	—	491,315	11,983	76.6%
1996-97 (HFD)	559,939	41	13,657	—	—	559,939	13,657	93.2%
1997-98 (CAR)	373,422	41	9,108	—	—	373,422	9,108	57.3%
1998-99 (CAR)	335,696	41	8,188	(3) 33,177	11,059	368,873	8,383	75.8%
1999-00 (CAR)	508,424	41	12,400	—	—	508,424	12,400	66.2%
2000-01 (CAR)	547,585	41	13,356	(3) 50,594	16,865	598,179	13,595	72.6%
2001-02 (CAR)	635,868	41	15,509	(11) 203,497	18,500	839,365	16,142	86.2%
2002-03 (CAR)	642,973	41	15,682	—	—	642,973	15,682	83.7%
2003-04 (CAR)	505,534	41	12,330	—	—	505,534	12,330	65.8%
2005-06 (CAR)	639,454	41	15,596	(14) 263,216	18,801	902,670	16,421	87.6%
2006-07 (CAR)	712,861	41	17,387	—	—	712,861	17,387	93.3%
2007-08 (CAR)	681,962	41	16,633	—	—	681,962	16,633	89.0%
2008-09 (CAR)	679,488	41	16,573	(8) 147,823	18,478	827,311	16,884	90.4%
TOTALS	14,841,099	1,159	12,805	(61) 1,006,898	16,507	15,847,997	12,990	

Note: The franchise moved from the Hartford Civic Center (cap. 14,660) to the Greensboro Coliseum (cap 15,902) following the 1996-97 season. During the 1998-99 season, the official capacity at the Greensboro Coliseum was 11,059. The team played its first season at the Entertainment & Sports Arena (18,730) in Raleigh during the 1999-2000 campaign. The Entertainment & Sports Arena was renamed the RBC Center in September 2002 and the capacity of the RBC Center changed to 18,639 in October 2006. The RBC Center’s capacity changed again in 2007 to 18,680.

BEST RECORD AFTER GAMES 1-84

AFTER	PTS.	SEASON	AFTER	PTS.	SEASON	AFTER	PTS.	SEASON
1 game	2	85-86, 86-87, 95-96, 96-97, 99-00, 01-02, 08-09	29 games	38	05-06	57 games	82	05-06
2 games	4	85-86, 95-96, 96-97 99-00, 01-02, 08-09	30 games	40	05-06	58 games	84	05-06
3 games	6	95-96	31 games	42	05-06	59 games	86	05-06
4 games	8	95-96	32 games	44	05-06	60 games	88	05-06
5 games	9	95-96	33 games	46	05-06	61 games	90	05-06
6 games	10	96-97	34 games	48	05-06	62 games	91	05-06
7 games	11	91-92	35 games	49	05-06	63 games	91	05-06
8 games	11	91-92, 96-97, 05-06, 07-08	36 games	49	05-06	64 games	92	05-06
9 games	13	05-06, 07-08	37 games	50	05-06	65 games	94	05-06
10 games	15	05-06, 07-08	38 games	52	05-06	66 games	96	05-06
11 games	17	05-06	39 games	54	05-06	67 games	96	05-06
12 games	19	05-06	40 games	56	05-06	68 games	96	05-06
13 games	21	05-06	41 games	58	05-06	69 games	98	05-06
14 games	23	05-06	42 games	60	05-06	70 games	98	05-06
15 games	25	05-06	43 games	62	05-06	71 games	100	05-06
16 games	25	05-06	44 games	64	05-06	72 games	100	05-06
17 games	27	05-06	45 games	66	05-06	73 games	102	05-06
18 games	29	05-06	46 games	68	05-06	74 games	102	05-06
19 games	29	05-06	47 games	68	05-06	75 games	104	05-06
20 games	29	05-06	48 games	70	05-06	76 games	106	05-06
21 games	29	05-06	49 games	72	05-06	77 games	108	05-06
22 games	31	05-06	50 games	74	05-06	78 games	108	05-06
23 games	31	05-06	51 games	76	05-06	79 games	109	05-06
24 games	33	05-06	52 games	78	05-06	80 games	111	05-06
25 games	34	05-06	53 games	78	05-06	81 games	112	05-06
26 games	34	05-06	54 games	80	05-06	82 games	112	05-06
27 games	36	05-06	55 games	80	05-06	83 games	61	93-94
28 games	38	05-06	56 games	80	05-06	84 games	63	93-94

(Schedule increased to 84 games in 1992-93)

NHL ROSTER BY NUMBER

- 0 Neil Sheehy
- 1 Arturs Irbe, Jamie Storr, Kirk McLean, Sean Burke, Mike Liut, Ed Staniowski, Mike Veisor, Al Smith
- 2 Glen Wesley, Rick Ley (Retired Feb. 17, 2009 in honor of Glen Wesley)
- 3 Steve Chiasson, Brian Glynn, Zarley Zalapski, Doug Crossman, Joel Quenneville, Stuart Smith, Paul Shmyr, Al Sims
- 4 **Aaron Ward**, Dennis Seidenberg, Kevin Hatcher, Nolan Pratt, Gerald Diduck, Frantisek Kucera, James Patrick, Eric Weinrich, Dan Kecmer, Rob Brown, Jergus Baca, Steve Dykstra, Jim Pavese, Charlie Bourgeois, Dana Murzyn, Richie Dunn, Mickey Volcan, Fred Arthur, Ron Francis, Andre Lacroix
- 5 Frantisek Kaberle, Marek Malik, Kevin Haller, Alexander Godnyuk, Bryan Marchment, Steve Konroyd, Ulf Samuelsson, Pierre Lacroix, Mark Howe
- 6 **Tim Gleason**, Bret Hedican, Adam Burt, Mark Paterson, Blake Wesley, Thommy Abrahamsson, Ron Plumb, Jean Savard
- 7 **Niclas Wallin**, Curtis Leschyshyn, Brian Glynn, Randy Cunneynworth, Brian Lawton, Stewart Gavin, David Jensen, Russ Anderson, Steve Stoyanovich, Rick MacLeish, Gordie Roberts
- 8 **Matt Cullen**, Tim Gleason, Bob Boughner, Sandis Ozolinsh, Geoff Sanderson, Mark Greig, Jody Hull, Mike Millar, Risto Siltanen, Garry Howatt, Ray Allison
- 9 Gordie Howe
- 10 Ron Francis, Gary Roberts, Andrei Nikolishin, Brad McCrimmon, Ray Neufeld, Tim Sheehy, Alan Hangleben (Retired Jan. 28, 2006 in honor of Ron Francis)
- 11 **Zach Boychuk**, Justin Williams, Jeff Daniels, Kevin Dineen, Andrei Nikolishin, Yvon Coriveau, John Cullen, Paul Fenton, Paul Lawless, Jordy Douglas, Greg Carroll
- 12 **Eric Staal**, Craig MacDonald, Steven Rice, Darren Turcotte, Barry Nieckar, Tim Kerr, Murray Craven, Dean Evason, Mark Johnson, Dan Bourbonnais, Mike Antonovich, Tom Rowe
- 13 **Ray Whitney**, Bates Battaglia, Andrei Nikolishin, Ted Drury, Geoff Sanderson, Carey Wilson
- 14 **Sergei Samsonov**, Kevyn Adams, Steve Halko, Kevin Haller, Kevin Smyth, Paul Ranheim, Jim Sandlak, Chris Govedaris, Don Maloney, Mark Reeds, Bill Gardner, Greg Malone, Michel Galarneau, Dave Keon
- 15 **Tuomo Ruutu**, Brad Isbister, Marty Murray, Harold Druken, Kevyn Adams, Byron Ritchie, Scott Daniels, Kelly Chase, Todd Harkins, Brian Propp, Joe Day, John Cullen, Dave Tippett, Norm Dupont, Glenn Merkosky, Dan Fridgen, Paul MacDermid, Dave Debol, Michel Galarneau, Garry Howatt, Rob McClanahan
- 16 **Brandon Sutter**, Andrew Ladd, Ryan Bayda, Tommy Westlund, Jeff Daniels, Nelson Emerson, Pat Verbeek, Sylvain Turgeon, George Lyle, Michel Galarneau, Bobby Hull, Bill Bennett
- 17 **Rod Brind'Amour**, Jeff Daniels, Chris Murray, Scott Daniels, Ted Drury, Mark Greig, Todd Krygier, Brent Peterson, Wayne Babych, Ray Neufeld, Mike Rogers
- 18 **Stephane Yelle**, Ryan Bayda, Mark Recchi, Mike Zigomanis, Mike Rucinski, Robert Kron, Paul Cyr, Jim Thomson, Scot Kleinendorst, Mike Crombeen, Greg Adams, Marty Howe, Mike Fidler, Don Gillen
- 19 Trevor Letowski, Radim Vrbata, Chris Dingman, Rob DiMaio, Jeff O'Neill, Nelson Emerson, Johnny McKenzie.
- 20 **Michael Ryan**, Dan LaCouture, Jan Hlavac, Darren Langdon, Sandy McCarthy, Glen Wesley, Kevin Smyth, Nick Kypreos, Yvon Coriveau, John Anderson, Mike Hoffman, Mike Zuke, Merlin Malinowski, Rick Meagher, Mark Renaud
- 21 **Drayson Bowman**, Jeff Heerema, David Tanabe, Josh Holden, Ron Francis, Jeff Brown, Andrew Cassels, Sylvain Cote, Blaine Stoughton
- 22 Josef Melichar, Mike Commodore, Sean Hill, Jeff Brown, Mark Janssens, Ed Kastelic, Gord Sherven, Dave Williams, Shane Churla, Jorgen Pettersson, Mike Hoffman, Dave Lumley, Doug Sulliman, Jeff Brubaker
- 23 Zach Boychuk, Derrick Walser, Pavel Brendl, Martin Gelinis, Marek Malik, Jocelyn Lemieux, Paul Gillis, James Black, Lee Norwood, Paul MacDermid, Wally Weir, Ed Hospodar, Gilles Lupien, Nick Fotiu, Mike McDougal
- 24 **Scott Walker**, Andrew Hutchinson, Sami Kapanen, Jim Storm, Patrick Poulin, Bobby Holik, Tom Martin, Pat Hughes, Dave Barr, Tim Bothwell, Chris Kotsopoulos, Kevin Kemp, Mike Fidler, Maynard Schurman, Bernie Johnston
- 25 **Joni Pitkanen**, Shane Willis, Bruno St. Jacques, Jason McBain, Bob McGill, Terry Yake, Mark Bergevin, Barry Pederson, Jeff Parker, Grant Jennings, Mike McEwen, Dave Williams, Brad Shaw, Bobby Crawford, Mike Renaud, Pierre Larouche, Norm Barnes, Russ Anderson, Steve Alley, Jim Warner
- 26 **Erik Cole**, Ray Sheppard, Steve Martins, Jocelyn Lemieux, Brian Propp, Jim Agnew, Mark Hunter, Ray Ferraro, Tony Currie, Bob Sullivan, Don Nachbaur
- 27 **Brett Carson**, Craig Adams, Rod Brind'Amour, Steve Leach, Derek King, Jeff Brown, Kelly Chase, Bryan Marchment, Doug Houda, Scott Young, Doug Jarvis, Marty Howe, Steve Alley, Brian Hill, Warren Miller, Bob Stephenson
- 28 **Jamie McBain**, Wade Brookbank, Andrew Hutchinson, Brad DeFauw, Steve Halko, Paul Ranheim, Mike Tomlak, Lindsay Carson, Paul Lawless, Pat Boutette, Ross Yates, Randy MacGregor, Mark Renaud, Pierre Larouche, Bob Stephenson, Rob McClanahan
- 29 **Tom Kostopoulos**, Bryan Rodney, Joey Mormina, Martin Gerber, Mike Watt, Kevin Brown, Jason Muzzatti, Marc Potvin, Randy Ladouceur, Paul Fenton, Kevin Dineen, Paul MacDermid, Tom Rowe, Jack McIlhargey, Archie Henderson, Chuck Luksa
- 30 **Cam Ward**, Patrick DesRochers, Jean-Marc Pelletier, Mark Fitzpatrick, Mike Fountain, Jeff Reese, Mike Lenarduzzi, Peter Sidorkiewicz, Greg Millen, Ken Holland
- 31 Tyler Moss, Craig MacDonald, Mario Gosselin, Daryl Reaugh, Jim McKenzie, Bob Bodak, Richard Brodeur, Steve Weeks, Dan Bourbonnais, Mike Veisor, Gerry McDonald, Mike Fidler, Don Nachbaur, Greg Carroll
- 32 Stu Grimson, Steve Martins, Igor Chibirev, Murray Craven, Brad Shaw, Torrie Robertson, Mike McDougal, Dan Fridgen, Rick Hodgson, Mark Renaud, Mickey Volcan, Larry Giroux
- 33 **Bryan Rodney**, Anton Babchuk, Joey Tetarenko, David Karpa, Bates Battaglia, Jimmy Carson, Ted Crowley, Jim McKenzie, Carey Wilson, Norm Maciver, Brad Shaw, John Newberry, Mark Fusco, Gerry McDonald, Rick Hodgson, Jeff Brownschidle, Stuart Smith, Jack McIlhargey
- 34 Joe Jensen, Dave Gove, Steve Martins, Jamie Leach, Mikael Andersson, Jack Brownschidle, Dan Fridgen, Reid Bailey, Randy Gilhen, Paul Marshall
- 35 Kevin Nastiuk, Tom Barrasso, Jean-Marc Pelletier, Eric Fichaud, Pat Jablonski, Jeff Reese, Mike Lenarduzzi, Corrie D'Alessio, Kay Whitmore, Mike Vellucci, Scot Kleinendorst, John Garrett
- 36 **Jussi Jokinen**, Michael Ryan, Brandon Nolan, Jesse Boulerice, Greg Koehler, Glen Featherstone, Michael Nylander, Daniel Shank, Marc Bergevin, Yves Courteau, Gord Sherven, Paul MacDermid
- 37 Keith Aucoin, Tomas Kurka, Trevor Kidd, Jeff Daniels, Dan Kecmer, Patrick Poulin, Chris Tancill, Dallas Gaume
- 38 **Tim Conboy**, Allan Rourke, Scott Pellerin, Robert Kron, Terry Yake, Mark Reeds, Brad Shaw, Randy Pierce, Randy MacGregor
- 39 **Patrick Dwyer**, Doug Weight, Brad DeFauw, Pat Jablonski, Enrico Ciccone, Kelly Chase, Robert Petrovicky
- 40 Tripp Tracy, Frank Pietrangelo, Jergus Baca, Al Tuer, Greg Britz, Mike Hoffman, Bob Hess
- 41 **Andrew Alberts**, Nolan Pratt, Allen Pedersen, Joe Day, Jim Culhane
- 42 Tim Gleason, Jeff Heerema, Brian Chapman, Marc Laforge
- 44 Patrick Eaves, Kent Manderville, Gerald Diduck, Chris Pronger, Paul Gillis, Rob Brown, Dave Babych, Niklas Nordgren
- 45 David Tanabe, Shane Willis, John Stevens
- 46 Mike Zigomanis, Mike Rucinski, Kevin Brown, Jim Storm, Todd Richards
- 47 John Grahame, Brad Fast, Ryan Bayda, Jean-Sebastien Giguere, Michel Picard
- 48 Anton Babchuk, Nikos Tselios, Scott Daniels
- 49 **Michael Leighton**, Ross McKay
- 51 Jeff Hamilton, Danny Richmond, Andrei Kovalenko
- 52 Damian Surma, Jim Sandlak
- 53 **Casey Borer**, Greg Kuznik
- 55 Danny Markov, Pavel Brendl, Keith Primeau
- 56 Jakub Petruzalek, Brett Lysak
- 59 **Chad LaRose**
- 60 **Justin Peters**
- 61 Cory Stillman
- 62 Jaroslav Svoboda
- 63 Dwight Helminen, Josef Vasicek
- 70 Oleg Tverdovsky
- 71 Tomas Malec
- 72 Dave Semenko
- 77 **Joe Corvo**, Anson Carter, Paul Coffey
- 80 Kevin Weekes
- 89 Darren Turcotte
- 92 Jeff O'Neill, Michael Nylander
- 94 Brendan Shanahan

	YEARS	POS.-NO.	REGULAR SEASON					PLAYOFFS				
			GP	G	A	TP	PIM	GP	G	A	TP	PIM
-A-												
Abhrasson, Christer	74-77	G-1/29	10	0	2	2	18	3	0	0	0	0
Signed August 1974 from Leksand IF of Swedish Elite League. Released, June 1977.												
Abrahamsson, Thommy	74-77/80-81	D-6/19	234	34	78	112	142	28	2	7	9	15
Signed August 1974 from Leksand IF of Swedish Elite League. Retired, July 1977. Re-signed from Swedish Elite League, June 1980. Released, June 1981.												
Adams, Craig	00-04, 05-08	RW-27	427	33	44	77	337	29	0	0	0	10
Selected in the NHL Entry Draft (Harvard), June 22, 1996. Signed with Anaheim as a free agent, August 2005. Acquired from Anaheim in exchange for Bruno St. Jacques, October 2005. Traded to Chicago in exchange for future considerations, January 17, 2008.												
Adams, Greg	82-83	LW-18	79	10	13	23	216	-	-	-	-	-
Acquired from Philadelphia Flyers with Ken Linseman and Flyers' No. 1 choice in 1983 (David A. Jensen) for Mark Howe, August 1982. Traded to Washington Capitals for Torrie Robertson, October 1983.												
Adams, Kevyn	02-07	C-14/15	300	38	34	72	167	48	1	0	1	18
Acquired from the Florida Panthers along with Bret Hedican and Tomas Malec for Sandis Ozolinsh and Byron Ritchie, January 16, 2002. Traded to Phoenix Coyotes for Dennis Seidenberg, January 8, 2007.												
Agnew, Jim	92-93	D-26	16	0	0	0	68	-	-	-	-	-
Signed as a free agent (Vancouver Canucks), June 1992. Retired, September 15, 1993.												
Ahearn, Kevin	72-74	LW-14/5	78	20	22	42	18	14	1	2	3	9
Selected in WHA Player Selection Draft, February 1972 (U.S. Olympic Team). Released, May 1974.												
Alley, Steve	79-81	LW-27/25	15	3	3	6	11	3	0	1	1	0
Claimed in WHA dispersal draft (Birmingham Bulls), June 1979. Released, May 1981.												
Allison, Ray	79-81	RW-8	70	17	12	29	13	2	0	1	1	0
Selected in NHL Entry Draft (Brandon, WHL), August 1979. Traded with Fred Arthur and first- and third-round 1982 draft picks (Ron Sutter, Miroslav Dvorak), to Philadelphia Flyers for Rick MacLeish, Don Gillen, Blake Wesley and Philadelphia's first, second- and third-round 1982 draft picks, July 1981 (Paul Lawless, Mark Paterson, Kevin Dineen).												
Anderson, John	85-89	LW-20	215	72	117	189	69	20	6	11	17	2
Acquired from Quebec Nordiques for Risto Siltanen, March 1986. Released, October 1989.												
Anderson, Russ	81-83	D-25/7	82	1	9	10	256	-	-	-	-	-
Acquired from Pittsburgh Penguins for eighth-round 1983 draft choice, December 1981. Released, June 1983.												
Andersson, Mikael	89-92	LW-34	175	35	60	95	28	12	0	5	5	8
Selected in 1989 NHL Waiver Draft from Buffalo Sabres, October 1989. Signed with Tampa Bay as a free agent, June 1992.												
Antonovich, Mike	77-80	LW-12	175	64	72	136	79	29	17	12	29	22
Acquired from Edmonton Oilers with Bill Butters for Brett Callighen and Ron Busniuk, February 1977. Released, May 1980.												
Arndt, Danny	75-77	C/LW-19	115	16	22	38	21	8	0	0	0	0
Selected in WHA Amateur Draft (Saskatoon, WCHL), June 1975. Traded to Edmonton Oilers with cash and "future considerations" (WHA rights to Dave Debol) for Dave Keon, Jack Carlson, Steve Carlson, John McKenzie and Dave Dryden, January 1977.												
Arthur, Fred	80-81	D-4	3	0	0	0	0	-	-	-	-	-
Selected as underage junior in NHL Draft (Cornwall, QMJHL), June 1980. Traded to Philadelphia Flyers with Ray Allison and first and third picks in the 1982 draft (Ron Sutter, Miroslav Dvorak) for Rick MacLeish, Don Gillen, Blake Wesley and the Flyers' first-, second- and third-round 1982 draft picks (Paul Lawless, Mark Paterson, Kevin Dineen), July 1981.												
Aucoin, Keith	06-08	C-37	53	5	10	15	14	-	-	-	-	-
Signed as a free agent, August 4, 2005. Signed with Washington as an unrestricted free agent, July 2008.												
-B-												
Babchuk, Anton	06-07/08-09	D-48/33	146	21	33	44	52	13	0	1	1	10
Acquired from the Chicago Blackhawks along with Chicago's fourth-round pick in 2007 for Danny Richmond and a fourth-round pick in 2006, Jan. 2006												
Babych, Dave	85-91	D-44	349	44	196	240	256	31	7	13	20	32
Acquired from Winnipeg Jets for Ray Neufeld, November 1985. Claimed by Minnesota North Stars in NHL Expansion Draft, May 1991.												
Babych, Wayne	85-87	RW-17	41	11	17	28	63	10	0	1	1	2
Acquired from the Quebec Nordiques for Greg Malone, January 1986. Retired, September 1987.												
Baca, Jergus	90-92	D-40	10	0	2	2	14	-	-	-	-	-
Selected in NHL Entry Draft, June 1990. Released, June 1992.												
Backstrom, Ralph	75-77	C/LW-9	115	31	50	81	36	20	5	4	9	8
Acquired from Ottawa Civics for "future considerations," January 1976. Retired, June 1977.												
Bailey, Reid	83-84	D-34	12	0	0	0	25	-	-	-	-	-
Signed as a free agent, December 1983. Released, June 1984.												
Barnes, Norm	80-82	D-25	74	2	14	16	101	-	-	-	-	-
Acquired with Jack McIlhargey from Philadelphia Flyers for a 1982 second-round draft choice (later transferred to Toronto, Peter Ihnacek), December 1980. Released, June 1982.												
Barr, Dave	86-87	RW-24	30	2	4	6	19	-	-	-	-	-
Acquired from St. Louis Blues for Tim Bothwell, October 1986. Traded to Detroit Red Wings for Randy Ladouceur, January 1987.												
Barrasso, Tom	01-02	G-35	34	0	0	0	4	-	-	-	-	-
Signed as a free agent, July 17, 2001. Traded to Toronto Maple Leafs for a fourth round pick in the 2003 NHL Entry Draft, March 15, 2002.												
Battaglia, Bates	97-03	LW-13/33	402	63	87	150	281	35	5	14	19	24
Acquired from Mighty Ducks of Anaheim for Mark Janssens, March 18, 1997. Traded to Colorado Avalanche in exchange for Radim Vrbata, March 11, 2003.												
Bayda, Ryan	03-04/06-09	LW-16/18/47	179	16	24	40	94	15	2	2	4	18
Selected in the NHL Entry Draft (North Dakota), June 24, 2000. Released July 2005. Signed as a free agent, August 4, 2006. Released, July 2009.												
Belanger, Eric	06-07	C-25	56	8	12	20	14	-	-	-	-	-
Acquired from the Los Angeles Kings along with defenseman Tim Gleason in exchange for defenseman Oleg Tverdovsky and the rights to defenseman Jack Johnson, September 29, 2006. Traded to Nashville in exchange for center Josef Vasicek, February 9, 2007.												

ALL-TIME ROSTER

	YEARS	POS.-NO.	REGULAR SEASON					PLAYOFFS				
			GP	G	A	TP	PIM	GP	G	A	TP	PIM
Bennett, Bill	79-80	LW-16	24	3	3	6	63	—	—	—	—	—
Selected from Boston Bruins in the 1979 NHL Expansion Draft. Released, June 1980.												
Bergevin, Marc	90-92	D-36/25	79	7	17	24	68	5	0	0	0	2
Acquired from the New York Islanders for "future considerations," October 1990. Signed with Tampa Bay Lightning as a free agent, July 1992.												
Berglund, Bill	73-75	G-1/30	5	0	0	0	0	—	—	—	—	—
Signed from Rhode Island Eagles (AHL), September 1973. Retired, September 1974. Ended retirement, January 1975. Released, September 1975.												
Black, James	89-92	C-23	3	4	6	10	14	—	—	—	—	—
Selected in NHL Entry Draft (Portland, WHL), June 1989. Traded to Minnesota North Stars for Mark Janssens, September 1992.												
Blackburn, Don	73-76	LW-22	146	40	74	114	34	12	3	6	9	6
Signed from Minnesota North Stars, September 1973. Released, September 1975. Re-signed, November 1975. Retired to become head coach, December 1976.												
Bodak, Bob	89-90	LW-31	1	0	0	0	0	—	—	—	—	—
Signed as a free agent, July 1988. Released, June 1990.												
Bolduc, Danny	75-78	RW-21	88	15	13	28	51	30	3	10	13	8
Signed as a free agent, March 1976. Signed with Detroit Red Wings as free agent, August 1978.												
Borer, Casey	08	D-53	14	1	2	3	9	—	—	—	—	—
Selected in the NHL Entry Draft (St. Cloud State, WCHA), June 2004.												
Borgeson, Don	75-76	RW-22	31	9	8	17	4	3	1	1	2	0
Acquired from Ottawa Civics with Ralph Backstrom for "future considerations," January 1976. Placed on waivers and claimed by Calgary Cowboys, June 1976.												
Bothwell, Tim	85-87	D-24	66	3	8	11	53	10	0	0	0	8
Purchased from St. Louis Blues, October 1985. Traded to St. Louis Blues for Dave Barr, October 1986.												
Boughner, Bob	03-04	D-8	43	0	5	5	80	—	—	—	—	—
Acquired from the Calgary Flames for a fourth-round pick in the 2004 draft (Kristopher Hogg) and future considerations, July 16, 2003. Traded to the Colorado Avalanche for defenseman Chris Bahen, a third-round pick in the 2004 draft (Casey Borer) and future considerations, February 20, 2004.												
Boulerice, Jesse	02-07	RW-36	150	8	2	10	286	—	—	—	—	—
Acquired from Philadelphia for Greg Koehler, February 13, 2002. Traded to St. Louis along with Magnus Kahnberg, Mike Zigomanis, Carolina's first-round pick in 2006 and Toronto's fourth-round pick in 2006 for Doug Weight and Erkki Rajamaki, January 30, 2006. Signed as a free agent, August 2, 2006. Released July 2007.												
Bourbonnais, Dan	81-82/83-84	LW-12/31	59	3	25	28	11	—	—	—	—	—
Selected in NHL Entry Draft (Calgary, WHL), June 1981. Released, June 1984.												
Bourgeois, Charles	87-88	D-4	1	0	0	0	0	0	0	0	0	0
Acquired from St. Louis Blues with a third-round 1989 draft selection ,previously traded to St. Louis Blues for Mark Reeds and upgraded to a second-round 1989 draft selection (Rick Corriveau). Released, July 1989.												
Boutette, Pat	79-81/84-85	C/LW-28	160	47	91	138	286	3	1	0	1	6
Acquired from Toronto Maple Leafs for Bob Stephenson, December 1979. Awarded to Pittsburgh Penguins with Kevin McClelland as compensation for Hartford signing Greg Millen, July 1981. Re-acquired from Pittsburgh Penguins for NHL rights to Ville Siren, November 1984. Released, July 1985.												
Boychuk, Zach	08	C/LW-23	2	0	0	0	0	—	—	—	—	—
Selected in the NHL Entry Draft (Lethbridge, WHL), June 2008.												
Brendl, Pavel	03-04	RW-55/23	26	5	4	9	10	—	—	—	—	—
Acquired along with Bruno St. Jacques from Philadelphia Flyers for Sami Kapanen and Ryan Bast, February 7, 2003. Traded to Phoenix for Krystofer Kolanos, December 28, 2005.												
Brind'Amour, Rod	00-09	C-27/17	614	165	289	454	366	72	18	20	38	46
Acquired from Philadelphia Flyers along with Jean-Marc Pelletier and a second-round pick in 2000 in exchange for Keith Primeau and a fifth-round pick on January 23, 2000.												
Britz, Greg	86-87	RW-40	1	0	0	0	0	—	—	—	—	—
Signed as a free agent (Toronto), October 1986. Released, July 1987.												
Brodeur, Richard	87-88	G-31	6	0	0	0	2	4	0	0	0	0
Acquired from Vancouver Canucks for Steve Weeks, March 1988. Retired, November 1988.												
Brookbank, Wade	07-09	D/LW-28	59	2	1	3	166	—	—	—	—	—
Signed as a free agent (Boston), July 3, 2007. Traded to Tampa Bay along with Josef Melichar and a 2009 fourth-round pick, Feb. 7, 2009.												
Brown, Jeff	96-98	D-27/21	81	10	41	51	54	—	—	—	—	—
Acquired from Vancouver Canucks in a three-team trade, December 20, 1995. The Whalers traded Jocelyn Lemieux and their second-round draft pick in 1998 NHL Entry Draft for Jim Dowd and New Jersey's second-round pick in 1997. The Whalers then traded Dowd, a second pick in 1997 (Ryan Bonni), and Frantisek Kucera to Vancouver for Brown and Vancouver's third-round draft pick in the 1998 NHL Entry Draft (pick traded to Dallas on Draft Day '98 - Stars selected John Erskine). Traded to Toronto Maple Leafs for fourth-round draft pick in 1999 NHL Entry Draft, January 2, 1998.												
Brown, Kevin	96-98	RW-46	15	0	4	4	6	—	—	—	—	—
Acquired from Mighty Ducks of Anaheim for Espen Knutsen on October 1, 1996.												
Brown, Rob	90-92	RW-4/44	86	34	39	73	136	5	1	0	1	7
Acquired in a December 1990 trade from Pittsburgh Penguins for Scott Young. Traded to Chicago Blackhawks for Steve Konroyd, January 1992.												
Brownschidle, Jack	83-86	D-34	39	3	6	9	19	—	—	—	—	—
Acquired on waivers from St. Louis Blues, March 1984. Released, July 1986.												
Brownschidle, Jeff	81-83	D-33	7	0	1	1	2	—	—	—	—	—
Signed as free agent (Notre Dame), May 1981. Released, July 1984.												
Brubaker, Jeff	78-81	LW-22	58	5	4	9	114	3	0	0	0	12
Selected in WHA Amateur Draft (Peterborough, OHA), June 1978. Selected by Montreal Canadiens in NHL Waiver Draft, October 1981.												
Burke, Sean	92-98	G-1	281	0	12	12	85	—	—	—	—	—
Acquired from New Jersey Devils with Eric Weinrich for Bobby Holik and a second-round 1993 draft pick (Jay Pandolfo), August 1992. Traded to the Vancouver Canucks along with Geoff Sanderson and Enrico Ciccone in exchange for Kirk McLean and Martin Gelinas, January 3, 1998.												
Burt, Adam	88-99	D-6	626	36	106	142	875	4	0	0	0	0
Selected in the NHL Entry Draft (North Bay, OHL), June 1987. Traded to Philadelphia Flyers for Andrei Kovalenko, March 6, 1999.												

	YEARS	POS.-NO.	REGULAR SEASON					PLAYOFFS				
			GP	G	A	TP	PIM	GP	G	A	TP	PIM
Busniuk, Ron	75-77	D-5	66	1	12	13	196	17	0	2	2	14
Claimed in dispersal draft of folded Minnesota Fighting Saints, March 1976. Traded with Brett Callighen to Edmonton Oilers for Mike Antonovich and Bill Butters, February 1977.												
Butters, Bill	76-78	D-22	71	2	21	23	134	5	0	1	1	15
Acquired with Mike Antonovich from Edmonton Oilers for Brett Callighen and Ron Busniuk, February 1977. Cleared WHA waivers and signed with Minnesota North Stars, February 1978.												
Byers, Mike	72-76	RW-21	187	61	54	115	20	25	10	11	21	20
Acquired from Los Angeles Sharks for Mike Hyndman, February 1973. Sold to Cincinnati Stingers, February 1976.												
-C-												
Caffery, Terry	72-76	C-7	143	54	98	152	26	8	3	7	10	0
WHA rights acquired from Philadelphia Blazers for "future considerations," June 1972. Traded to Calgary Cowboys for an undisclosed draft choice and other considerations, October 1975.												
Callighen, Brett	76-77	C-22	33	6	10	16	41	-	-	-	-	-
Signed as a free agent (Kalamazoo, IHL), October 1976. Traded to Edmonton Oilers with Ron Busniuk for Mike Antonovich and Bill Butters, February 1977. Re-acquired from Edmonton Oilers for "future considerations," June 1977. Traded to Edmonton Oilers with Dave Dryden and two 1977 draft picks for Louis Levasseur, September 1977.												
Carleton, Wayne	74-76	C-9	107	47	60	107	56	6	2	5	7	14
Acquired from Toronto Toros for "future considerations" (Jim Dorey) and a second-round 1975 draft choice. Traded to Edmonton Oilers for Mike Rogers and "future considerations," January 1975.												
Carlson, Jack	76-79	LW-23	136	18	32	50	334	14	2	2	4	23
Acquired from Edmonton Oilers with Dave Dryden, Steve Carlson, Dave Keon and John McKenzie for Dan Arndt, "future considerations" (WHA rights to Dave Debol) and cash, January 1977. Traded to Minnesota North Stars for "future considerations," February 1979.												
Carlson, Steve	76-78	C/RW-26	69	10	16	26	51	18	2	7	9	11
Signed as a free agent after demise of the original Minnesota Fighting Saints, May 1976. Selected by Florida Breakers ("new" Minnesota Fighting Saints) in WHA Intra League Draft, May 1976. Acquired from Edmonton Oilers with Dave Dryden, Jack Carlson, Dave Keon and John McKenzie for "future considerations" (the rights to Dave Debol), cash and Dan Arndt, January 1977. Placed on waivers and claimed by Edmonton Oilers, May 1978.												
Carroll, Greg	77-78/79-80	C-11/31	119	22	33	55	51	-	-	-	-	-
Acquired with Bryan Maxwell from Cincinnati Stingers for WHA rights to Mike Liut and a second-round 1978 draft choice. Returned to Cincinnati Stingers for Ron Plumb, February 1978. Signed as a free agent after release by Detroit Red Wings, July 1979. Released, July 1990.												
Carson, Brett	08	D-27	5	0	0	0	4	-	-	-	-	-
Selected in the NHL Entry Draft (Calgary, WHL), June 2004.												
Carson, Jimmy	94-95	C-33	49	10	10	20	29	-	-	-	-	-
Signed as a free agent, July 1994. Released December 1995.												
Carson, Lindsay	87-88	LW-28	27	5	4	9	30	5	1	2	3	2
Acquired from Philadelphia Flyers for Paul Lawless, February 1988. Released, July 1989.												
Carter, Anson	07-07	RW-77	10	1	0	1	2	-	-	-	-	-
Acquired from the Columbus Blue Jackets in exchange for Carolina's fifth-round pick in 2008, February 23, 2007. Released, July 2007.												
Cassels, Andrew	91-97	C-21	438	97	254	351	220	7	2	4	6	6
Acquired from Montreal Canadiens for 1992 second-round pick (Valeri Bure), September 1991. Traded to Calgary along with Jean-Sebastien Giguere for Gary Roberts and Trevor Kidd, August 25, 1997.												
Chapman, Brian	90-92	D-42	3	0	0	0	29	-	-	-	-	-
Selected in NHL Entry Draft, June 1986. Released June 1993.												
Charlebois, Bob	73-75	LW-18	110	8	10	18	6	11	1	0	1	4
Acquired from Ottawa Civics for Brit Selby, June 1973. Retired, June 1976.												
Chase, Kelly	96-97	RW-15/27/39	111	3	10	13	493	-	-	-	-	-
Selected in 1995 NHL Waiver Draft. Traded to Toronto Maple Leafs for an eighth-round draft pick in 1998 (Jaroslav Svoboda), March 18, 1997.												
Chiasson, Steve	97-99	D-3	112	11	46	57	88	6	1	2	3	2
Acquired from Calgary Flames along with a third-round draft pick in 1997 (Francis Lessard) for Hnat Domenichelli, Glen Featherstone a second-round draft pick in 1997 (Dimitri Kokorev) and a third-round draft pick in 1998.												
Chibirev, Igor	93-94	C-32	37	4	11	15	2	-	-	-	-	-
Selected in NHL Entry Draft (Fort Wayne, IHL), June 1993. Released, June 1995.												
Churla, Shane	86-88	LW-22	22	0	1	1	92	2	0	0	0	42
Selected in NHL Entry Draft (Medicine Hat, WHL), June 1985. Traded to Calgary Flames with Dana Murzyn for Neil Sheehy, Carey Wilson and the rights to Lane MacDonald, January 1988.												
Ciccone, Enrico	97-98	D-39	14	0	3	3	83	-	-	-	-	-
Acquired from Chicago Blackhawks for Ryan Risadore and a 1998 fifth-round draft pick (Chicago traded pick to Toronto on Draft Day '98 - Toronto chose Morgan Warren), July 25, 1997. Traded to Vancouver Canucks along with Sean Burke and Geoff Sanderson for Kirk McLean and Martin Gelinas, January 3, 1998.												
Climie, Ron	74-77	L/RW-15	93	33	24	57	29	6	3	0	3	0
Acquired from Edmonton Oilers for Tim Sheehy, February 1975. Released, June 1977.												
Coffey, Paul	96-97, 98-00	D-77	133	16	42	58	86	5	0	1	1	2
Acquired from Detroit Red Wings with Keith Primeau and a 1997 first-round draft pick (Nikos Tselios) for Brendan Shanahan and Brian Glynn on October 9, 1996. Traded to Philadelphia Flyers with 1997 third-round draft pick (Kris Mallette) for Kevin Haller, a 1997 first-round pick (pick traded to San Jose Sharks [Scott Hannan] for 28th pick [Brad Defauw] and San Jose's third choice in 1998) and a 1997 seventh-round draft pick (Andrew Merrick) on December 15, 1996. Acquired from Chicago Blackhawks for Nelson Emerson, December 29, 1998. Signed by Boston Bruins as a free agent, July 13, 2000.												
Cole, Erik	01-08/09	RW-26	435	131	164	295	416	43	6	8	14	52
Selected in NHL Entry Draft (Clarkson, ECAC), June 27, 1998. Traded to Edmonton in exchange for defenseman Joni Pitkanen, July 1, 2008. Re-acquired from Edmonton along with a 2009 fifth-round draft pick in exchange for Patrick O'Sullivan and a 2009 second-round draft pick, March 4, 2009.												

ALL-TIME ROSTER

	YEARS	POS.-NO.	REGULAR SEASON					PLAYOFFS				
			GP	G	A	TP	PIM	GP	G	A	TP	PIM
Commodore, Mike	05-08	D-22	195	13	41	54	325	25	2	2	4	33
Acquired from Calgary for Atlanta's third-round draft pick (69th overall - Gord Baldwin) in the 2005 draft, July 29, 2005. Traded to Ottawa along with left wing Cory Stillman in exchange for defenseman Joe Corvo and right wing Patrick Eaves, February 11, 2008.												
Conboy, Tim	08-09	D/RW-38	47	0	6	6	97	3	0	0	0	0
Signed as a free agent, July 21, 2006												
Cooley, Gaye	75-76	G-29	—	—	—	—	—	1	0	0	0	0
Signed as a free agent on emergency basis, April 1976. Released at conclusion of 1976 playoffs.												
Corriveau, Yvon	89-94	LW-20/11	114	22	15	37	90	11	4	2	6	18
Acquired from the Washington Capitals for Mike Liut, March 1990. Traded to Washington Capitals to complete Kypreos for Hunter deal, August 1992. Re-acquired from San Jose Sharks to complete Michel Picard trade (October 1992), January 1993.												
Corvo, Joe	08-09	D-77	104	21	38	59	26	18	2	5	7	4
Acquired from Ottawa along with right wing Patrick Eaves in exchange for defenseman Mike Commodore and left wing Cory Stillman, February 11, 2008.												
Cote, Sylvain	84-91	D-21	380	31	61	92	147	22	1	6	7	10
Selected in NHL Entry Draft (Quebec, QMJHL), June 1984. Traded to Washington Capitals for 1992 second-round draft pick (Andrei Nikolishin), September 1991.												
Courteau, Yves	86-87	RW-36	4	0	0	0	0	—	—	—	—	—
Acquired from Calgary Flames for Mark Paterson, October 1986. Retired, June 1988.												
Craven, Murray	91-93	LW-12/32	128	49	72	121	58	7	3	3	6	6
Acquired with a fourth-round 1992 draft pick (Kevin Smyth) from Philadelphia Flyers for Kevin Dineen, November 1991. Traded with a 1993 fifth-round draft pick (Scott Walker) to Vancouver Canucks for Robert Kron, a 1993 third-round draft pick (Marek Malik) and "future considerations" (Jim Sandlak), March 1993.												
Crawford, Bob	83-86	RW-25	182	64	59	123	56	—	—	—	—	—
Claimed from St. Louis Blues in NHL Waiver Draft, October 1983. Traded to New York Rangers for Mike McEwen, March 1986.												
Crombeen, Mike	83-85	RW-18	102	5	11	16	41	—	—	—	—	—
Claimed from St. Louis Blues in NHL Waiver Draft, October 1983. Released, July 1985.												
Crossman, Doug	90-91	D-3	41	4	19	23	19	—	—	—	—	—
Acquired in Nov. 1990 trade with New York Islanders for Ray Ferraro and a 1992 fifth-round draft pick (Ryan Duthre). Traded to Detroit Red Wings for Doug Houda in Feb. 1991.												
Crowley, Ted	93-94	D-33	21	1	2	3	10	—	—	—	—	—
Acquired from Toronto Maple Leafs in a trade for Mark Greig and a sixth-round 1995 draft pick (Doug Bonner), January 1994. Released, June 1994.												
Culhane, Jim	89-90	D-41	6	0	1	1	4	—	—	—	—	—
Selected in NHL Entry Draft (Western Michigan, CCHA), June 1984. Released, June 1990.												
Cullen, John	90-93	C-15/11	109	39	63	102	217	13	4	8	12	22
Acquired in a March 1991 trade with Zarley Zalapski and Jeff Parker from Pittsburgh Penguins for Ron Francis, Ulf Samuelsson and Grant Jennings. Traded to Toronto Maple Leafs for a second-round draft pick in 1993 (later traded to San Jose, Vlastimil Kroupa), November 1992.												
Cullen, Matt	05-06/07-09	C-8	206	60	81	141	92	43	7	17	24	26
Signed as a free agent, August 2004. Signed by the New York Rangers as a free agent, July 2006. Acquired from the New York Rangers in exchange for defenseman Andrew Hutchinson, center Joe Barnes and Carolina's third-round draft pick in 2008, July 17, 2007.												
Cunniff, John	72-74	LW-17	63	10	10	20	30	18	2	2	4	2
Selected in WHA Player Selection Draft (Rochester, AHL), February 1972. Released, May 1974.												
Cunneyworth, Randy	89-94	LW-7	216	39	36	75	311	12	3	0	3	11
Acquired from Winnipeg Jets for Paul MacDermid, December 1989. Traded with Gary Suter and third-round 1995 draft pick (Kevin McKay) to Chicago Blackhawks for Frantisek Kucera and Jocelyn Lemieux, March 1994.												
Currie, Tony	83-85	RW-26	45	15	24	39	6	—	—	—	—	—
Signed as a free agent after release by Vancouver Canucks, January 1984. Traded to Edmonton Oilers for "future considerations," December 1984.												
Cyr, Paul	90-92	LW-18	87	12	16	28	126	6	1	0	1	10
Signed as a free agent, October 1990. Released, June 1993.												
-D-												
D'Alessio, Corrie	92-93	G-35	1	0	0	0	0	—	—	—	—	—
Acquired from Vancouver Canucks with a 1993 fifth-round draft pick (later traded back to Vancouver in Murray Craven trade) for Kay Whitmore, October 1992. Released, June 1993.												
Danby, John (Jake)	72-76	C-12/24	150	16	25	41	16	19	1	1	2	0
Selected in WHA Player Selection Draft (Boston University), February 1972. Released, May 1974.												
Daniels, Jeff	95-97,99-03	LW-37/17/11/16	272	8	12	20	45	29	0	3	3	2
Signed as a free agent on July 18, 1995. Claimed by the Nashville Predators in Expansion Draft, June 26, 1998. Signed as a free agent on Aug. 31, 1999. , Retired Nov. 2003.												
Daniels, Scott	92-96	LW-48/17/15	66	3	6	9	328	—	—	—	—	—
Selected in NHL Entry Draft (Regina, WHL), June 1989. Signed as a free agent with Philadelphia Flyers, June 1996.												
Day, Joe	91-93	LW-41/15	48	1	10	11	47	—	—	—	—	—
Selected in NHL Entry Draft, June 1987. Signed by New York Islanders as a free agent, August 1993.												
Debol, Dave	79-81	C-15	92	26	26	52	4	3	0	0	0	0
Selected in WHA Amateur Draft (Michigan, WCHA), May 1976. WHA rights traded to Edmonton Oilers to complete previous deal in which Hartford traded "future considerations," Dan Arndt and cash for Dave Keon, Jack Carlson, Steve Carlson, Dave Dryden and John McKenzie, June 1977. Claimed by Hartford in WHA Dispersal Draft (Cincinnati Stingers), June 1979. Released, June 1981.												
DeFauw, Brad	03	LW-39	9	3	0	3	2	—	—	—	—	—
Selected in NHL Entry Draft (North Dakota), June 20, 1997. Released, June 2004.												
DesRochers, Patrick	03	G-30	2	0	0	0	0	—	—	—	—	—
Acquired from the Phoenix Coyotes in exchange for Jean-Marc Pelletier, December 30, 2002. Released, June 2004.												
Diduck, Gerald	95-97	C-44/4	136	2	19	21	128	—	—	—	—	—
Signed as a free agent, August 1, 1995. Traded to Phoenix Coyotes for Chris Murray on March 18, 1997.												

	YEARS	POS.-NO.	REGULAR SEASON					PLAYOFFS				
			GP	G	A	TP	PIM	GP	G	A	TP	PIM
DiMaio, Rob	00-01	LW-19	74	6	18	24	54	6	0	0	0	4
Acquired from NY Rangers along with Darren Langdon for Sandy McCarthy and a fourth round pick in 2001, August 4, 2000. Signed as a free agent with the Dallas Stars, July 1, 2001.												
Dineen, Kevin	84-91/95-99	RW-29/11	708	250	294	544	1439	44	17	14	31	109
Selected in third-round (Denver University) of 1982 NHL Entry Draft. Traded to Philadelphia Flyers for Murray Craven and a fourth-round 1992 draft pick (Kevin Smyth), November 1991. Re-acquired from Philadelphia for a seventh-round draft pick in 1997, who was re-acquired as part of the Paul Coffey trade (Andrew Merrick), December 28, 1995. Signed by the Ottawa Senators as a free agent on September 2, 1999.												
Dingman, Chris	01-02	LW-19	30	0	1	1	77	—	—	—	—	—
Acquired from Colorado Avalanche in exchange for a fifth round pick in 2001, June 24, 2001. Traded to Tampa Bay Lightning along with Shane Willis in exchange for Kevin Weekes, March 5, 2002.												
Domenichelli, Hnat	96-97	LW-17	13	2	1	3	7	—	—	—	—	—
Traded to Calgary Flames along with Glen Featherstone, a second-round 1997 draft pick (Dimitri Kokorev) and a third-round 1998 draft pick for Steve Chiasson and a third-round draft pick (Francis Lessard) in 1997.												
Dorey, Jim	72-75	D-10	183	18	113	131	272	21	3	22	25	67
WHA rights acquired from Ottawa Nationals, July 1972. Traded to Toronto Toros to complete earlier trade for Wayne Carleton, December 1974.												
Douglas, Jordy	78-82	LW-11	213	62	50	112	127	10	4	0	4	23
Selected in WHA Amateur Draft, June 1978. Selected by Toronto Maple Leafs in NHL Reclaim Draft, but remained with Hartford as a priority selection for the expansion draft, June 1979. Traded to Minnesota North Stars to complete earlier trade in which Mark Johnson and Kent Erik Andersson came to Hartford in exchange for a 1984 fifth-round draft choice and "future considerations" (Jordy Douglas), October 1982.												
Druken, Harold	02-03	C-15	14	0	1	1	2	—	—	—	—	—
Acquired along with Jan Hlavac from the Vancouver Canucks in exchange for Marek Malik and Darren Langdon, November 1, 2002. Claimed on waivers by Toronto, December 11, 2002. Claimed on waivers from Toronto, January 17, 2003. Traded to the Toronto Maple Leafs for Allan Rourke, May 29, 2003.												
Drury, Ted	93-95	C-17/13	50	4	11	15	31	—	—	—	—	—
Acquired with Gary Suter and Paul Ranheim from Calgary Flames for Zarley Zalapski, James Patrick and Michael Nylander, March 1994. Claimed by Ottawa Senators from Hartford in Waiver Draft, October 1995.												
Dunn, Richie	83-85	D-4	76	6	24	30	32	—	—	—	—	—
Acquired from Calgary Flames with Joel Quenneville for Mickey Volcan, July 1983. Released, June 1985.												
Dupont, Norm	83-84	LW-15	40	7	15	22	12	—	—	—	—	—
Acquired from Winnipeg Jets for a 1984 fourth-round draft pick (Chris Mills), July 1983. Released, June 1984.												
Dwyer, Patrick	08-09	RW-39	13	1	0	1	0	2	0	1	1	0
Signed as a free agent, July 7, 2006.												
Dykstra, Steve	89-90	D-4	9	0	0	0	2	—	—	—	—	—
Signed as a free agent, October 1989. Traded to Boston Bruins AHL affiliate, Maine Mariners, for Jeff Sirkka, February 1990.												
—E—												
Earl, Tom	72-77	RW-27	347	40	56	96	116	46	3	11	14	28
Selected in WHA Player Selection Draft (Kansas City Blues, CHL), February 1972. Rights traded to Cincinnati Stingers, June 1974. Re-acquired from Cincinnati, August 1974. Retired, April 1977.												
Eaves, Patrick	08-09	RW-44	85	7	12	19	35	18	1	2	3	13
Acquired from Ottawa along with defenseman Joe Corvo in exchange for defenseman Mike Commodore and left wing Cory Stillman, February 11, 2008. Traded to Boston along with a 2010 fourth-round pick in exchange for defenseman Aaron Ward, July 24, 2009.												
Emerson, Nelson	95-98	RW-16	263	67	95	162	198	—	—	—	—	—
Acquired from Winnipeg Jets for Darren Turcotte, October 6, 1995. Traded to Chicago Blackhawks in exchange for Paul Coffey, December 29, 1998.												
Evason, Dean	84-91	C-12	412	87	148	235	597	38	8	15	23	108
Acquired from Washington Capitals with Peter Sidorkiewicz for David A. Jensen, March 1985. Traded to San Jose Sharks for Dan Keczer, October 1991.												
—F—												
Fast, Brad	04	D-47	1	1	0	1	0	—	—	—	—	—
Selected in NHL Entry Draft (Prince George, BCJHL), June 26, 1999. Released, July 2005.												
Featherstone, Glen	94-97	D-36	122	5	16	21	257	—	—	—	—	—
Acquired from the New York Rangers with Michael Stewart and a first-round draft choice in the 1995 NHL Entry Draft (Jean-Sebastien Giguere) and a fourth-round pick in the 1996 NHL Entry Draft (Steve Wasylo). Traded along with Hnat Domenichelli, a second-round draft pick, which was New Jersey's acquired in the Jocelyn Lemieux trade, in 1997 (Dimitri Kokorev), and a third-round draft pick (which was Vancouver's pick acquired in the Jeff Brown trade) in 1998 for Steve Chiasson and a third-round draft pick (Francis Lessard) in 1997.												
Fenton, Paul	84-86	LW-11/29	34	7	5	12	10	—	—	—	—	—
Signed as a free agent (Peoria Prancers, IHL), October 1983. Released, July 1986.												
Ferraro, Ray	84-90	C-26	442	157	194	351	435	33	7	11	18	24
Selected in NHL Entry Draft (Brandon, WHL), June 1982. Traded to the New York Islanders along with a 1992 fifth-round draft pick (Ryan Duthie) for Doug Crossman, February 1991.												
Fichaud, Eric	99-00	G-1	9	0	0	0	2	—	—	—	—	—
Acquired from the Nashville Predators for Carolina's 1999 fourth-round pick (Yevgeny Pavlov) and future considerations, June 26, 1999. Claimed off waivers by the Montreal Canadiens, February 11, 2000.												
Fidler, Mike	80-82	LW-31/24/18	40	9	10	19	4	—	—	—	—	—
Acquired from Minnesota North Stars for Gordie Roberts, December 1980. Released, December 1981.												
Fitzpatrick, Mark	00-00	G-30	3	0	0	0	0	—	—	—	—	—
Signed as a free agent, August 7, 1999.												
Fotiu, Nick	74-76/79-81	LW-23	226	19	15	34	424	23	5	2	7	90
Signed as a free agent from the Cape Cod Cubs (NAHL), June 1974. Signed with New York Rangers, June 1976. Selected by Hartford in NHL Expansion Draft, June 1979. Traded to New York Rangers for fifth-round 1981 draft pick (Bill Maguire), January 1981.												

ALL-TIME ROSTER

	REGULAR SEASON							PLAYOFFS				
	YEARS	POS.-NO.	GP	G	A	TP	PIM	GP	G	A	TP	PIM
Fountain, Mike	97-98	G-30	3	0	0	0	2	–	–	–	–	–
Signed as a free agent, August 14, 1997. Signed by Ottawa Senators as a free agent, July 31, 1999.												
Francis, Ron	81-91, 98-04	C-4/10/21	1,186	382	793	1,175	686	62	14	25	39	26
Selected in NHL Entry Draft (Sault St. Marie, OHL), June 1981. Traded to Pittsburgh Penguins along with Ulf Samuelsson and Grant Jennings for Zarley Zalapski, John Cullen and Jeff Parker, March 1991. Signed as a free agent, July 13, 1998. Traded to the Toronto Maple Leafs for a fourth-round pick in the 2005 NHL Entry Draft, March 9, 2004.												
French, John	72-75	C/LW-11	226	60	124	184	102	26	8	15	23	4
Signed as a free agent from California Golden Seals organization (Baltimore Clippers), February 1972. Traded to San Diego Mariners for second-round 1976 draft pick, October 1975.												
Fridgen, Dan	81-83	LW-32/15/34	13	2	3	5	2	–	–	–	–	–
Signed as free agent (Colgate, ECAC), April 1982. Released, June 1984.												
Fusco, Mark	83-85	D-33	80	3	12	15	42	–	–	–	–	–
Signed as free agent, March 1985. Retired, October 1985.												
–G–												
Galarneau, Michel	80-83	C-16/15/14	78	7	10	17	34	–	–	–	–	–
Selected as underage junior in NHL Entry Draft (Hull, QMJHL), June 1982. Released, June 1984.												
Gardner, Bill	86-87	C-14	26	1	9	10	4	–	–	–	–	–
Acquired from Chicago Blackhawks for a third-round 1987 draft pick (Mike Dagenais), February 1986. Released, June 1987.												
Garrett, John	78-82	G-35	163	0	4	4	22	9	0	0	0	0
Acquired from Birmingham Bulls for “future considerations” September 1978. Traded to Quebec Nordiques for Michel Plasse and a 1983 fourth-round draft choice (Ron Chyzowski), December 1982.												
Gateman, John Martin	75-76	D-26	12	0	1	1	6	–	–	–	–	–
Signed as free agent (Providence Reds, AHL), September 1975. Released, June 1976.												
Gaume, Dallas	88-89	C-37	4	1	1	2	0	–	–	–	–	–
Signed as a free agent (Denver, WCHA), July 1986. Released, June 1990.												
Gavin, Stewart	85-88	RW-7	211	57	61	118	138	22	8	7	15	27
Acquired from Toronto Maple Leafs for Chris Kotsopoulos, October 1985. Claimed by Minnesota North Stars in 1988 NHL Waiver Draft.												
Gelinas, Martin	97-02	LW-23	348	75	90	165	226	35	3	8	11	18
Acquired from Vancouver Canucks along with Kirk McLean for Sean Burke, Geoff Sanderson, and Enrico Ciccone, January 3, 1998. Signed by Calgary Flames as free agent, July 2, 2002.												
Gerber, Martin	05-06	G-29	60	0	2	2	4	6	0	0	0	4
Acquired from the Mighty Ducks of Anaheim for Tomas Malec and a 2004 third-round draft pick (Kyle Klubertanz), June 18, 2004. Signed by the Ottawa Senators as a free agent, July 2006.												
Giguere, Jean-Sebastien	96-97	G-47	8	0	0	0	0	–	–	–	–	–
Selected in 1996 NHL Entry Draft (Halifax, QMJHL) in first round (13th overall). Traded to Calgary Flames along with Andrew Cassels for Gary Roberts and Trevor Kidd, August 25, 1997.												
Gilhen, Randy	82-83	RW-34	2	0	1	1	0	–	–	–	–	–
Selected in NHL Entry Draft (Winnipeg, WHL), June 1982. Released, June 1985.												
Gillen, Don	81-82	RW-18	34	1	4	5	22	–	–	–	–	–
Acquired from Philadelphia Flyers with Blake Wesley, Rick MacLeish and first-, second- and third-round 1982 draft picks (Paul Lawless, Mark Paterson, Kevin Dineen) for Ray Allison, Fred Arthur and Hartford's first- and third-round picks in the 1982 draft (Ron Sutter, Miroslav Dvorak), July 1981. Released, July 1984.												
Gillis, Paul	91-93	C-44/23	33	1	3	4	88	5	0	1	1	0
Acquired from Chicago Blackhawks for “future considerations,” January 1992. Retired, June 1993 to become assistant coach.												
Giroux, Larry	79-80	D-32	47	2	5	7	44	3	0	0	0	2
Signed as free agent after release by St. Louis Blues, December 1979. Released, September 1980.												
Gleason, Tim	06-09	D-6/8/42	207	5	32	37	209	18	1	4	5	32
Acquired from the Los Angeles Kings along with Eric Belanger in exchange for defenseman Oleg Tverdovsky and the rights to defenseman Jack Johnson, September 29, 2006.												
Glynn, Brian	94-97	D-3/7	98	2	10	12	78	–	–	–	–	–
Selected in 1994-95 NHL Waiver Draft from Vancouver Canucks. Traded with Brendan Shanahan to Detroit Red Wings for Keith Primeau, Paul Coffey and a 1997 first-round draft pick (Nikos Tselios) on October 9, 1996.												
Godynyuk, Alexander	93-97	D-5	115	4	15	19	91	–	–	–	–	–
Acquired from Florida Panthers in trade for Jim McKenzie, December 1993. Traded along with a 1998 sixth-round draft pick to St. Louis Blues for Steve Leach, June 27, 1997.												
Gosselin, Mario	92-94	G-31	23	0	1	1	2	–	–	–	–	–
Signed as a free agent, September 1991. Retired, September 1994.												
Gove, David	06-06	C-34	2	0	1	1	0	–	–	–	–	–
Signed as a free agent, August 4, 2005. Traded to Pittsburgh in exchange for Joe Jensen, Jan. 31, 2008.												
Govedaris, Chris	89-93	LW-14	33	2	4	6	10	2	0	0	0	0
Selected in NHL Entry Draft (Toronto, OHL), June 1988. Released, June 1993.												
Grahame, John	06-08	G-47	45	0	4	4	6	–	–	–	–	–
Signed as a free agent, July 1, 2006. Signed as a free agent with Avangard Omsk (Russia), summer 2008.												
Green, Ted	72-75	D-6	210	29	70	99	118	22	1	6	10	29
Rights acquired from Winnipeg Jets, May 1972. Traded to Winnipeg, May 1975, for “future considerations.”												
Greig, Mark	90-94	RW-8/17	74	5	17	22	64	–	–	–	–	–
Selected in NHL Entry Draft, June 1990 (Lethbridge, WHL). Traded with a sixth-round 1995 draft pick (Doug Bonner) to Toronto Maple Leafs for Ted Crowley, January 1994.												
Grimson, Stu	97-98	LW-32	157	5	6	11	422	–	–	–	–	–
Acquired off waivers from Detroit Red Wings on October 12, 1996. Traded to Mighty Ducks of Anaheim along with Kevin Haller in exchange for David Karpa and a fourth-round pick in 2000. August 11, 1998.												

-H-	YEARS	POS.-NO.	REGULAR SEASON					PLAYOFFS				
			GP	G	A	TP	PIM	GP	G	A	TP	PIM
Halko, Steve	97-01, 02-03	D-14/28	155	0	15	15	71	4	0	0	0	2
Selected in 10th round of 1992 NHL Entry Draft. Traded to St. Louis Blues along with a fourth-round pick in the 2002 NHL Entry Draft in exchange for Sean Hill, December 5, 2001. Signed as a free agent, Aug. 5, 2002. Retired, July 2003.												
Haller, Kevin	96-98	D-14/5	100	5	11	16	142	—	—	—	—	—
Acquired along with a 1997 first-round draft pick (pick traded to San Jose for the 28th overall pick [Brad Defauw] and San Jose's third choice in 1998) and 1997 seventh-round draft pick (a re-acquired Hartford pick [Andrew Merrick]) from Philadelphia Flyers for Paul Coffey on December 15, 1996. Traded to Mighty Ducks of Anaheim along with Stu Grimson in exchange for David Karpa and a fourth-round pick in 2000, August 11, 1998.												
Hamilton, Jeff	07-08	C-51	58	9	15	24	10	—	—	—	—	—
Signed as a free agent (Chicago), July 1, 2007. Released (buyout), June 25, 2008.												
Hangsleben, Alan	74-80	D/LW-17/10	371	39	89	128	506	47	4	12	16	97
Selected in the WHA Amateur Draft (North Dakota, WCHA), May 1974. Traded to Washington Capitals for Tom Rowe, January 1980.												
Hanson, Dave	76-77	D-24	1	0	0	0	9	1	0	0	0	0
Signed as free agent (Johnstown, NAHL), March 1977. Released, June 1977.												
Harkins, Todd	93-94	RW-15	28	1	0	1	49	—	—	—	—	—
Acquired from Calgary Flames for Scott Morrow, January 1994. Released, June 1994.												
Harris, Hugh	73-74	LW-16	75	24	28	52	78	7	0	4	4	11
Signed after leaving the Buffalo Sabres, July 1973. Sold to Phoenix Roadrunners, August 1974.												
Hatcher, Kevin	00-01	D-4	57	4	14	18	38	6	0	0	0	6
Signed as a free agent, July 31, 2000. Retired, summer 2001.												
Hedican, Bret	02-08	D-6	369	19	82	101	313	48	3	13	16	62
Acquired from the Florida Panthers along with Kevyn Adams and Tomas Malec in exchange for Sandis Ozolinsh and Byron Ritchie, Januray 16, 2002. Contract expired July 1, 2008.												
Heerema, Jeff	03	RW-42	10	3	0	3	2	—	—	—	—	—
Selected in the NHL Entry Draft (Sarnia), June 27, 1998. Claimed off of waivers by the New York Rangers, September 30, 2003.												
Helminen, Dwight	08-09	C-63	23	1	1	2	0	1	0	0	0	0
Signed as a free agent, July 3, 2008. Released, July 2009.												
Henderson, Archie	82-83	RW-29	15	2	1	3	64	—	—	—	—	—
Signed as a free agent after release by Washington Capitals, September 1982. Released, March 1983.												
Hess, Bob	83-84	D-40	3	0	0	0	0	—	—	—	—	—
Signed as a free agent (Swiss Elite League), December 1984. Released, July 1984.												
Hill, Brian	79-80	RW-27	19	1	1	2	4	—	—	—	—	—
Selected in NHL Expansion Draft from Atlanta Flames, June 1979. Released, June 1980.												
Hill, Sean	97-00, 01-04	D-22	369	38	119	157	441	23	4	4	8	20
Acquired from Ottawa Senators for Chris Murray, November 18, 1997. Signed by the St. Louis Blues as a free agent, July 2, 2000. Acquired from St. Louis in exchange for Steve Halko and a fourth round pick in the 2002 Entry Draft, December 5, 2001. Signed by Florida Panthers as a free agent, July 2004.												
Hlavac, Jan	02-03	LW-20	52	9	15	24	22	—	—	—	—	—
Acquired along with Harold Druken from Vancouver Canucks in exchange for Marek Malik and Darren Langdon, Novemeber 1, 2002. Signed with NY Rangers as a free agent, August 2003.												
Hodgson, Rick	79-80	D-32/33	6	0	0	0	6	1	0	0	0	0
Selected in NHL Expansion Draft from Atlanta Flames, June 1979. Released, June 1980.												
Hoffman, Mike	82-83/84-86	LW-40/22/20	9	1	3	4	2	—	—	—	—	—
Selected in NHL Entry Draft (Branford, OHL), June 1981. Released, June 1987.												
Hoganson, Paul	75-76	G-29	4	0	0	0	0	—	—	—	—	—
Signed as a free agent from disbanded Baltimore Blades, August 1975. Released, December 1975.												
Holden, Josh	01-01	C-21	8	0	0	0	2	—	—	—	—	—
Selected in the waiver draft from the Vancouver Canucks, September 28, 2001. Claimed off waivers by Vancouver, October 25, 2001.												
Holik, Bobby	90-92	LW-24	154	42	46	88	157	13	0	1	1	13
Selected in NHL Entry Draft, June 1989 (Dukla Jihlava, Czech.). Traded with a second-round 1993 draft pick (Jay Pandolfo) to New Jersey Devils for Sean Burke and Eric Weinrich, August 1992.												
Holland, Ken	80-81	G-30	1	0	0	0	0	—	—	—	—	—
Signed as a free agent (Binghamton, AHL), September 1979. Released, June 1983.												
Hospodar, Ed	82-84	D/RW-23	131	1	18	19	362	—	—	—	—	—
Acquired from New York Rangers for Kent Erik Anderson, October 1982. Released, July 1984.												
Houda, Doug	90-94	D-27	142	6	14	20	356	12	0	2	2	21
Acquired in a trade from Detroit Red Wings for Doug Crossman, February 1991. Traded to Los Angeles Kings for Marc Potvin, November 1993.												
Howatt, Garry	81-82	LW-15/8	80	18	32	50	242	—	—	—	—	—
Acquired from New York Islanders for a 1983 fifth-round pick (Bob Caulfield), October 1981. Traded to New Jersey Devils with Rick Meagher for Merlin Malinowski and the NHL rights to Scott Fusco, October 1982.												
Howe, Gordie	77-80	C/RW-9	214	68	112	180	178	27	9	7	16	21
Signed as a free agent (Houston Aeros), June 1977. Retired, June 1980.												
Howe, Mark	77-82	LW/D-5	360	123	273	396	158	23	13	11	24	26
Signed as a free agent (Houston Aeros), June 1977. Selected by Boston Bruins in NHL Reclaim Draft but retained by Hartford as a priority selection for expansion draft. Traded to Philadelphia Flyers for Ken Linseman, Greg Adams and a first-round 1983 draft choice (David A. Jensen), August 1982.												
Howe, Marty	77-82/83-85	D/LW-18/27	260	20	43	63	167	26	2	3	5	21
Signed as a free agent (Houston Aeros), June 1977. Conditionally traded to Boston Bruins for "future considerations," September 1982. Returned to Hartford from Boston to complete earlier transaction. Retired, September 1985.												
Hughes, Pat	86-87	RW-24	2	0	0	0	2	3	0	0	0	0
Acquired from St. Louis Blues for a 10th-round draft choice (Andy Cesarski), March 1987. Released, July 1987.												

ALL-TIME ROSTER

	YEARS	POS.-NO.	REGULAR SEASON					PLAYOFFS				
			GP	G	A	TP	PIM	GP	G	A	TP	PIM
Hull, Bobby	79-80	LW-16	9	5	5	7	0	3	0	0	0	0
Acquired from Winnipeg Jets for "future considerations," February 1980. Retired after reaching contract impasse with Hartford, September 1980.												
Hull, Jody	88-89	RW-8	92	23	28	51	31	6	0	1	1	4
Selected in the NHL Entry Draft (Peterborough, OHL), June 1987. Traded to New York Rangers for Carey Wilson, July 1990.												
Hunter, Mark	90-92	R-26	74	14	13	27	199	10	5	1	6	23
Acquired in March 1991 trade from Calgary Flames for Carey Wilson. Traded with "future considerations" (Yvon Corriveau) to Washington Capitals for Nick Kypreos, June 1992.												
Hurley, Paul	72-76	D-5	251	9	66	75	135	21	0	8	8	18
Chosen in WHA Player Selection Draft (Boston Bruins), February 1972. Traded to Edmonton Oilers with "future considerations" for Kerry Ketter and Steve Carlyle, February 1976.												
Hutchinson, Andrew	05-07	D-28/24	77	6	19	25	48	—	—	—	—	—
Acquired from Nashville for Phoenix's third-round selection (78th overall - Teemu Laaksa) in 2005, June 29, 2005. Traded to the New York Rangers along with center Joe Barnes and a third-round draft pick in 2008 for Matt Cullen, July 17, 2007.												
Hyndman, Mike	72-73	RW-21	59	4	14	18	21	—	—	—	—	—
Chosen in WHA Player Selection Draft (California), February 1972. Traded to Los Angeles Sharks for Mike Byers, February 1973.												
Hynes, Dave	76-77	LW-11	22	5	4	9	4	—	—	—	—	—
Signed as a free agent after release by Boston Bruins, August 1976. Released, June 1977.												
-I-												
Inkpen, Dave	78-79	D-26	41	0	7	7	15	5	0	1	1	4
Purchased from Indianapolis Racers, December 1978. Released, July 1980.												
Irbe, Arturs	98-04	G-1	309	0	4	4	46	30	0	0	0	4
Signed as a free agent, September 10, 1998. Traded to the Columbus Blue Jackets for future considerations, June 2004.												
-J-												
Jablonski, Pat	97-98	G-35/39	5	0	0	0	—	—	—	—	—	—
Signed as free agent, August 11, 1997.												
Janssens, Mark	92-97	C-22	341	20	43	63	712	—	—	—	—	—
Acquired from Minnesota North Stars for James Black, September 1992. Traded to Mighty Ducks of Anaheim for Bates Battaglia and a fourth-round draft pick in 1998 (Josef Vasicek).												
Jarvis, Doug	85-88	C-27	139	17	29	46	40	16	0	3	3	8
Acquired from Washington Capitals for Jorgen Pettersson, December 1985. Named assistant coach/player for Binghamton (AHL), December 1987. Contract bought out, May 1988.												
Jennings, Grant	88-91	D-25	163	7	20	27	412	11	1	0	1	34
Acquired from Washington Capitals with Ed Kastelic for Neil Sheehy and Mike Millar, July 1988. Traded to Pittsburgh Penguins along with Ron Francis and Ulf Samuelsson for John Cullen, Zarley Zalapski and Jeff Parker, March 1991.												
Jensen, David A.	84-85	LW-7	13	0	4	4	6	—	—	—	—	—
Selected in NHL Entry Draft (1st round, 20th overall [Lawrence Academy, Mass. H.S.]), June 1983. Traded to Washington Capitals for Dean Evason and Peter Sidorkiewicz, March 1985.												
Jensen, Joe	08	C-34	6	1	0	1	2	—	—	—	—	—
Acquired from Pittsburgh in exchange for forward David Gove, January 31, 2008. Released, July 2009.												
Johnson, Mark	82-85	C/LW-12	201	85	118	203	76	—	—	—	—	—
Acquired from the Minnesota North Stars with Kent Erik Andersson for a 1984 fifth-round draft choice (Jim Poner) and "future considerations" (Jordy Douglas), in October 1984. Traded to St. Louis Blues with Greg Millen for Mike Liut and "future considerations" (Jorgen Pettersson), in February 1985.												
Johnston, Bernie	79-81	C/LW-24	57	12	24	36	16	3	0	1	1	0
Selected in NHL Expansion Draft (Philadelphia), June 1979. Released, September 1981.												
Jokinen, Jussi	09	C/LW-36	25	1	10	11	12	18	7	4	11	2
Acquired from Tampa Bay in exchange for Wade Brookbank, Josef Melichar and a 2009 fourth-round pick, Feb. 7, 2009.												
Jordan, Ric	72-74	D-20/23	34	0	3	3	14	7	0	0	0	0
Chosen in WHA Player Selection Draft (Boston University), May 1972. Traded to Quebec Nordiques for Guy Dufour, May 1974.												
-K-												
Kaberle, Frantisek	05-09	D-5	214	9	73	82	104	32	4	10	14	10
Signed as a free agent by Carolina, July 15, 2004. Bought out of remaining year of his contract, July 28, 2009.												
Kapanen, Sami	95-03	LW-24	520	145	203	348	105	34	4	12	16	6
Selected in fourth-round of 1995 NHL Entry Draft (87th overall). Traded along with Ryan Bast to the Philadelphia Flyers in exchange for Pavel Brendl and Bruno St. Jacques, February 7, 2003.												
Karlander, Al	73-75	C/LW-14	125	27	55	82	48	12	1	6	7	2
Signed as a free agent (Detroit), June 1973. Selected by Indianapolis Racers in WHA Expansion Draft, June 1975.												
Karpa, Dave	98-01	D-33	140	5	12	17	266	8	0	0	0	19
Acquired from Mighty Ducks of Anaheim along with Anaheim's fourth-round pick in the 2000 NHL Entry Draft for Stu Grimson and Kevin Haller, August 11, 1998. Signed as a free agent with the New York Rangers, July 1, 2001.												
Kastelic, Ed	88-92	RW/LW-22	147	9	9	18	505	2	0	0	0	0
Acquired from Washington Capitals with Grant Jennings for Neil Sheehy and Mike Millar, July 1988. Signed by Los Angeles Kings as a free agent, August 1992.												
Keczmer, Dan	91-94	D-4/37	36	4	5	9	40	—	—	—	—	—
Acquired from San Jose Sharks for Dean Evason, October 1991. Traded to Calgary Flames for Jeff Reese, November 1993.												
Keeler, Mike	73-74	D-20	1	0	0	0	0	1	0	0	0	0
Signed as a free agent (Jacksonville Barons, EHL), October 1973. Released, October 1974.												
Kemp, Kevin	80-81	D-24	3	0	0	0	4	—	—	—	—	—
Selected from Toronto Maple Leafs in the NHL Expansion Draft, June 1979. Released, June 1981.												

	YEARS	POS.-NO.	REGULAR SEASON					PLAYOFFS				
			GP	G	A	TP	PIM	GP	G	A	TP	PIM
Keon, Dave	76-82	C-14	384	91	203	294	74	32	11	22	33	6
Acquired from Edmonton Oilers with Steve Carlson, Jack Carlson, Dave Dryden and John McKenzie for Danny Arndt, cash and "future considerations" (the rights to Dave Debol), February 1977. Retired, July 1982.												
Kerr, Tim	92-93	RW-12	22	0	6	6	7	—	—	—	—	—
Acquired from New York Rangers for a seventh-round draft pick (Sergei Kondrashkin) in 1993 draft, July 1992. Retired as a player and named assistant coach for Springfield Indians, January 1993.												
Kidd, Trevor	97-99	G-37	72	0	0	0	2	—	—	—	—	—
Acquired from Calgary Flames along with Gary Roberts for Andrew Cassels and Jean-Sebastien Giguere on August 25, 1997. Selected by Atlanta Thrashers in 1999 NHL Expansion Draft, June 25, 1999.												
King, Derek	96-97	LW-27	12	3	3	6	2	—	—	—	—	—
Acquired for a fifth-round 1997 draft pick (Adam Eclinger) from the New York Islanders on March 18, 1997. Signed as a free agent with Toronto Maple Leafs in August 1997.												
Kleinendorst, Scot	84-88	D-35/18	186	9	30	39	347	17	2	5	7	38
Acquired from New York Rangers for Blaine Stoughton, February 1984. Traded to Washington Capitals for Jim Thomson, March 1989.												
Koehler, Greg	00-01	C-36	1	0	0	0	0	—	—	—	—	—
Signed as a free agent, March 31, 1998. Traded to the Philadelphia Flyers, Feb. 2002.												
Konroyd, Steve	91-93	D-5	92	5	21	26	95	7	0	1	1	2
Acquired from Chicago Blackhawks for Rob Brown, January 1992. Traded to Detroit Red Wings for a 1993 sixth-round draft pick (pick traded back to Detroit in June 1993 for Brad McGrimmon), March 1993.												
Kotsopoulos, Chris	81-85	D-24	241	29	60	89	443	—	—	—	—	—
Acquired from New York Rangers with Gerry McDonald and Doug Sulliman for Mike Rogers, and a 10th-round 1982 draft pick (Simo Saarinen), October 1981. Traded to Toronto Maple Leafs for Stewart Gavin, September 1985.												
Kovalenko, Andrei	98-00	RW-51	94	21	30	51	38	4	0	2	2	2
Acquired from Philadelphia Flyers in exchange for Adam Burt, March 6, 1999. Signed by the Boston Bruins as a free agent, July 25, 2000.												
Kron, Robert	92-00	RW/C-38/18	509	108	139	247	68	5	2	0	2	0
Acquired from Vancouver Canucks for a third-round 1993 draft pick (Marek Malik) and "future considerations" (Jim Sandlak) for Murray Craven and a fifth-round 1993 draft pick (Scott Walker), March 1993. Selected by Columbus Blue Jackets in 2000 expansion draft, June 23, 2000.												
Krygier, Todd	89-91	LW-17	130	31	29	60	147	13	2	3	5	2
Selected in NHL Supplemental Draft (Connecticut, ECAC II), June 1988. Traded to Washington Capitals for "future considerations" (fourth-round 1993 draft pick - pick later traded to Calgary, who selected Jason Smith) October 1991.												
Kucera, Frantisek	93-95	D-4	84	6	26	33	54	—	—	—	—	—
Acquired with Jocelyn Lemieux from Chicago Blackhawks for Gary Suter, Randy Cunneyworth and a third-round 1995 draft pick (Kevin McKay), March 1994. Traded with Jim Dowd to Vancouver Canucks for Jeff Brown and Vancouver's third-round draft pick in 1998, December 20, 1995.												
Kurka, Tomas	03-04	LW-37	17	3	2	5	2	—	—	—	—	—
Selected in the NHL Entry Draft (Plymouth, OHL), June 24, 2000. Released, June 2004.												
Kuznik, Greg	00-01	D-53	1	0	0	0	0	—	—	—	—	—
Selected in the NHL Entry Draft (Seattle, WHL), June 22, 1996												
Kypreos, Nick	92-94	LW-20	85	17	10	27	362	—	—	—	—	—
Acquired from Washington Capitals for Mark Hunter and Yvon Corriveau, August 1992. Traded with Steve Larmer, Barry Richter and a 1994 sixth-round draft pick (Yuri Litvinov) to New York Rangers for James Patrick and Darren Turcotte, November 1993.												
-L-												
LaCouture, Dan	08	LW-20	11	2	0	2	10	—	—	—	—	—
Signed as a free agent, Oct. 6, 2008. Signed with Astana of the KHL and subsequently suspended by the Hurricanes, Dec. 29, 2009.												
Lacroix, Andre	78-80	C-4	107	35	70	105	36	10	4	4	8	0
Rights acquired from Winnipeg Jets for "future considerations," August 1978. Retired, December 1979.												
Lacroix, Pierre	82-83	D-5	56	6	25	31	18	—	—	—	—	—
Acquired from Quebec Nordiques for Blake Wesley, December 1982. Retired due to injuries sustained in automobile accident, August 1983.												
Ladd, Andrew	05-08	LW-16	137	26	24	50	81	17	2	3	5	4
Selected in the NHL Entry Draft (Calgary, WHL), June 26, 2004. Traded to Chicago in exchange for forward Tuomo Ruutu, February 26, 2008.												
Ladouceur, Randy	86-93	D-29	377	10	38	48	622	32	3	8	11	43
Acquired from Detroit Red Wings for Dave Barr, January 1987. Selected by Mighty Ducks of Anaheim in 1993 Expansion Draft, June 1993.												
Laforge, Mark	89-90	LW-42	9	0	0	0	43	—	—	—	—	—
Selected in NHL Entry Draft (Kingston, OHL), June 1986. Traded to Edmonton Oilers for Cam Brauer, March 1990.												
Landon, Bruce	72-77	G-30	122	0	2	2	36	8	0	1	1	0
Chosen in WHA Player Selection Draft (Los Angeles Kings), February 1972. Released, October 1974. Re-signed, February 1974. Retired, February 1978.												
Langdon, Darren	00-02	LW-20	121	2	3	5	216	4	0	0	0	12
Acquired from the NY Rangers along with Rob DiMaio for Sandy McCarthy and a fourth round pick in 2001, August 4, 2000. Traded along with Marek Malik to Vancouver Canucks in exchange for Jan Hlavac and Harold Druken, November 1, 2002.												
LaRose, Chad	05-09	RW-59	268	37	48	85	126	39	4	8	12	26
Signed as a free agent by Carolina, August 6, 2003.												
Larouche, Pierre	81-83	C-25/28	83	43	47	90	20	—	—	—	—	—
Acquired from Montreal Canadiens for a swap of the teams' first-round 1984 draft choices and a 1984 second-round draft pick in December 1981. Released, September 1983. In the first-round swap, Montreal picked Petr Svoboda (5th), and Hartford selected Sylvain Cote (11th). Montreal traded a second-round draft pick to St. Louis (Brian Benning) along with Risk Wansley, their second pick (Tony Hrkac), and their third choice (Robert Dirk) in exchange for St. Louis' first-round draft pick (Shayne Corsen) and second-round draft pick (Stephane Richer) in June, 1984. Hartford traded Montreal's third-round draft pick (Bruce Racine) in 1983 to Pittsburgh while Montreal picked 47th overall (Rocky Dundas).												
Lawless, Paul	82-84/85-88	LW-11/28	215	49	70	119	54	1	0	0	0	0
Selected in NHL Entry Draft (Windsor, OHL), June 1982. Traded to Philadelphia Flyers for Lindsay Carson, January 1988.												

ALL-TIME ROSTER

	YEARS	POS.-NO.	REGULAR SEASON					PLAYOFFS				
			GP	G	A	TP	PIM	GP	G	A	TP	PIM
Lawton, Brian	88-89	C/LW-7	48	12	17	29	32	3	1	0	1	0
Acquired from New York Rangers with Don Maloney and Norm Maciver for Carey Wilson and a fifth-round draft pick in 1990 (Lubos Rob), December 1988. Put on waivers and claimed by Quebec, December 1989.												
Leach, Jamie	92-93	RW-34	19	3	2	5	4	—	—	—	—	—
Acquired on waivers from Pittsburgh Penguins, November 1992. Released, June 1993.												
Leach, Steve	97-98	RW-27	45	4	5	9	42	—	—	—	—	—
Acquired from St. Louis for Alexander Godynyuk and a 1998 sixth-round draft pick (Brad Voth), June 1997. Signed as a free agent by Ottawa, October 4, 1998												
Leighton, Michael	08-09	G-49	22	0	0	0	4	—	—	—	—	—
Acquired from Montreal in exchange for Carolina's 2007 seventh-round draft pick, June 23, 2007.												
Lemieux, Jocelyn	93-95	LW-23/26	86	13	8	21	82	—	—	—	—	—
Acquired with Frantisek Kucera from Chicago Blackhawks for Randy Cunneynworth, Gary Suter, and a third-round 1995 draft pick (Kevin McKay), March 1994. Traded to New Jersey Devils for Jim Dowd and New Jersey's second-round pick in 1998, December 20, 1995.												
Lenarduzzi, Mike	92-94	G-30	4	0	0	0	0	—	—	—	—	—
Selected in NHL Entry Draft (Sault Ste. Marie, OHL), June 1990.												
Leschyshyn, Curtis	96-00	D-7	255	8	32	40	139	6	0	0	0	6
Acquired from Washington Capitals for Andrei Nikolishin on November 9, 1996. Selected by Minnesota Wild in 2000 expansion draft, June 23, 2000.												
Letowski, Trevor	06-08	RW-19	136	11	15	26	48	—	—	—	—	—
Signed as a free agent, July 6, 2006. Signed as a free agent with Barys Astana (Russia), summer 2008.												
Levasseur, Louis	77-78	G-30	27	0	0	0	2	12	0	1	1	2
Acquired from Edmonton Oilers for Dave Dryden, Brett Callighen and two 1977 draft choices, June 1977. Traded to Quebec Nordiques for Warren Miller, September 1978.												
Ley, Rick	72-81	D-2	559	39	228	267	828	73	7	33	40	142
Chosen in the WHA Player Selection Draft (Toronto Maple Leafs), February 1972. Selected by Toronto Maple Leafs in NHL Reclaim Draft, June 1979. Selected from Toronto Maple Leafs in NHL Expansion Draft, June 1979. Retired, September 1981.												
Liut, Mike	85-90	G-1	217	0	5	5	10	17	0	0	0	2
Selected in WHA Amateur Draft (Bowling Green, CCHA), May 1976. WHA rights traded to Cincinnati Stingers with second-round 1979 draft choice for Greg Carroll and Bryan Maxwell, May 1977. Acquired from St. Louis Blues with "future considerations" (Jorgen Pettersson) for Mark Johnson and Greg Millen, February 1985. Traded to Washington Capitals for Yvon Corriveau, March 1990.												
Luksa, Chuck	79-80	D-29	8	0	1	1	4	—	—	—	—	—
Signed as a free agent (Cincinnati Stingers), August 1979. Released, October 1981.												
Lumley, Dave	84-85	LW-22	48	8	20	28	98	—	—	—	—	—
Selected from Edmonton Oilers in NHL Waiver Draft, October 1984. Placed on waivers and claimed by Edmonton Oilers, February 1985.												
Lupien, Gilles	80-82	D-23	21	2	5	7	41	—	—	—	—	—
Acquired from Pittsburgh Penguins for a sixth-round 1981 draft pick (Paul Edwards), February 1981. Released, July 1983.												
Lyle, George	76-79/81-83	LW-16	232	92	93	185	207	26	6	6	12	42
Signed as a free agent (Michigan Tech), July 1976. Selected by Detroit Red Wings in NHL Reclaim Draft, June 1979. Claimed on waivers from Detroit, November 1981. Released, July 1982.												
Lysak, Brett	04	C-56	2	0	0	0	2	—	—	—	—	—
Selected in the NHL Entry Draft (Regina, WHL), June 1999. Released, June 2004.												
-M-												
MacDermid, Paul	81-89	RW-23/15/29/36	373	69	83	152	744	26	5	8	13	84
Selected in NHL Entry Draft (Windsor, OHL), June 1981. Traded to Winnipeg Jets for Randy Cunneynworth, December 1989.												
MacDonald, Craig	98-99, 01-03	C-31/12	58	2	4	6	20	5	0	0	0	2
Selected in NHL Entry Draft (Harvard, ECAC), June 1996. Signed with Florida as a free agent, August 2003.												
MacGregor, Gary	76-77	C-12	30	8	8	16	4	—	—	—	—	—
Acquired from Indianapolis Racers for Rosaire Paiement, November 1976. Traded to Calgary Cowboys for "future considerations," January 1977.												
MacGregor, Randy	81-82	LW-38	2	1	1	2	2	—	—	—	—	—
Signed as a free agent (Binghamton, AHL), February 1981. Released, June 1983.												
MacIver, Norm	88-89	D-33	37	1	22	23	24	1	0	0	0	2
Acquired from New York Rangers with Don Maloney and Brian Lawton for Carey Wilson and a fifth-round draft pick in 1990 (Lubos Rob), December 1988. Traded to Edmonton Oilers for Jim Ennis, October 1989.												
MacLeish, Rick	81-82	C-7	34	6	16	22	16	—	—	—	—	—
Acquired from Philadelphia Flyers with Don Gillen, Blake Wesley, first, second- and third-round 1982 draft picks (Paul Lawless, Mark Paterson, Kevin Dineen) for Ray Allison, Fred Arthur, and the Whalers' first and third picks in 1982 (Ron Sutter, Miroslav Dvorak), July 1981. Traded to Pittsburgh Penguins for Russ Anderson and an eighth-round 1983 draft pick (Chris DuPerron), December 1981.												
Malec, Tomas	03	D-71	43	0	2	2	45	—	—	—	—	—
Acquired along with Bret Hedican and Kevyn Adams from the Florida Panthers in exchange for Sandis Ozolinsh and Byron Ritchie, January 16, 2002. Traded to Mighty Ducks of Anaheim along with a second-round draft pick in 2004 (Kyle Klubertanz) for Martin Gerber.												
Malik, Marek	95-97, 98-02	D-23/5	317	17	60	77	291	30	0	3	3	28
Selected in the third-round (Vitkovice, Czech.) of the 1993 NHL Entry Draft. Traded along with Darren Langdon to Vancouver in exchange for Jan Hlavac and Harold Druken, November 1, 2002.												
Malinowski, Merlin	82-83	C/LW-20	75	5	23	28	16	—	—	—	—	—
Acquired from New Jersey Devils with NHL rights to Scott Fusco for Rick Meagher and Garry Howatt, October 1982. Released, October 1983.												
Malone, Greg	83-86	C-14	176	45	83	128	147	—	—	—	—	—
Acquired from Pittsburgh Penguins for third-round 1985 draft pick (Bruce Racine), October 1983. Traded to Quebec Nordiques for Wayne Babych, October 1985.												
Maloney, Don	88-89	LW-14	21	3	11	14	23	4	0	0	0	8
Acquired from New York Rangers with Brian Lawton and Norm MacIver for Carey Wilson and a 1990 fifth-round draft pick (Lubos Rob), December 1988. Released, July 1989.												

	YEARS	POS.-NO.	REGULAR SEASON					PLAYOFFS				
			GP	G	A	TP	PIM	GP	G	A	TP	PIM
Manderville, Kent	96-00	C-44	258	16	24	40	99	6	0	0	0	2
Signed as a free agent on October 1, 1996. Traded to the Philadelphia Flyers in exchange for Sandy McCarthy, March 14, 2000.												
Marchment, Bryan	93-94	D-5/27	42	3	7	10	124	—	—	—	—	—
Acquired with Steve Larmer from Chicago Blackhawks for Patrick Poulin and Eric Weinrich, November 1993. Awarded as compensation to Edmonton Oilers when Whalers signed Steven Rice, August 1994.												
Markov, Danny	03-04	D-55	44	4	10	14	37	—	—	—	—	—
Acquired from Phoenix Coytes along with a third-round pick in the 2005 draft for David Tanabe and Igor Knyazev, June 2003. Traded to Philadelphia Flyers for Justin Williams, January 2004.												
Marshall, Paul	82-83	LW-34	13	1	2	3	0	—	—	—	—	—
Acquired from Toronto Maple Leafs for a 10th-round 1983 draft pick (Greg Rolston), October 1982. Released, July 1983.												
Martin, Tom	87-90	LW-24	26	2	4	6	51	0	0	0	0	0
Signed as a free agent (Winnipeg Jets), July 1987. Claimed by Minnesota North Stars in the 1988 NHL Waiver Draft, October 1988. Claimed on waivers by Hartford, December 1988. Released, June 1990.												
Martins, Steve	95-98	C-32	28	1	4	5	8	—	—	—	—	—
Selected in 1994 Supplemental Draft (Harvard), June 1994. Signed as a free agent by Ottawa, July 20, 1998.												
Maxwell, Bryan	77-78	D-24	17	2	1	3	11	—	—	—	—	—
Acquired from Cincinnati Stingers with Greg Carroll for the WHA rights to Mike Liut and two 1979 draft picks, May 1977. Released and signed with Minnesota North Stars, February 1978.												
Mayer, Jim	77-78	RW-27	51	11	9	20	21	—	—	—	—	—
Signed as a free agent (Calgary Cowboys), July 1977. Placed on waivers and claimed by Edmonton Oilers, May 1978.												
McBain, Jason	95-97	D-25	9	0	0	0	0	—	—	—	—	—
Selected in the fourth-round in the 1992 NHL Entry Draft.												
McCarthy, Sandy	00-00	LW-20	13	0	0	0	9	—	—	—	—	—
Acquired from the Philadelphia Flyers in exchange of Kent Manderville, March 14, 2000. Traded to the New York Rangers along with a fourth-round pick in 2001 in exchange for Darren Langdon and Rob DiMaio, August 4, 2000.												
McClanahan, Rob	81-82	C-15/28	17	0	3	3	11	—	—	—	—	—
Claimed from Buffalo Sabres in NHL Waiver Draft, September 1981. Traded to New York Rangers for a 10th-round 1983 draft pick (Reine Karlsson), January 1982.												
McCrimmon, Brad	93-96	D-10	156	4	12	16	176	—	—	—	—	—
Acquired from Detroit Red Wings for a 1993 sixth-round draft pick (pick had been previously acquired from Detroit in the Steve Konroyd trade), June 1993. Signed free agent contract with Phoenix Coyotes, June 1996.												
McDonald, Gerry	81-84	D-31/33	8	0	0	0	4	—	—	—	—	—
Acquired from New York Rangers with Doug Sulliman and Chris Kotsopoulos for Mike Rogers and a 10th-round 1982 draft pick (Simo Saarinen), October 1981. Released, July 1984.												
McDougal, Mike	81-83	RW-23/32	58	8	10	18	43	—	—	—	—	—
Claimed from New York Rangers in NHL Waiver Draft, October 1981. Released, July 1984.												
McEwen, Mike	85-87	D-25	58	11	10	21	38	9	1	5	6	6
Acquired from New York Rangers for Bob Crawford, March 1986. Left team to join Sierre HC of Swiss League, July 1987. Re-signed, March 1988. Returned to Swiss League, June 1988.												
McGill, Bob	93-94	D-25	30	0	3	3	41	—	—	—	—	—
Acquired on waivers from New York Islanders, November 1993.												
McIlhargey, Jack	80-82	D-33/29	98	2	11	13	202	—	—	—	—	—
Acquired with Norm Barnes from Philadelphia Flyers for a second-round 1982 draft pick (pick later transferred to Toronto, Peter Ihnacek), December 1980. Retired, August 1982.												
McKay, Ross	90-91	G-49	1	0	0	0	0	—	—	—	—	—
Signed as a free agent, June 1988. Released, October 1991.												
McKenzie, Jim	89-94	LW-33/31	203	13	12	25	468	6	0	0	0	8
Selected in NHL Entry Draft (Victoria, WHL), June 1989. Traded to Florida Panthers for Alexander Godynuk, December 1993.												
McKenzie, John	77-79	RW-19	189	57	76	133	201	29	11	14	25	34
Acquired from Edmonton Oilers with Dave Keon, Dave Dryden, Jack Carlson and Steve Carlson for Danny Arndt, cash and "future considerations" (the rights to Dave Debol), January 1977. Retired, June 1979.												
McLean, Kirk	98-98	G-1	8	0	1	1	0	—	—	—	—	—
Acquired from Vancouver Canucks along with Martin Gelinas, for Sean Burke, Enrico Ciccone, and Geoff Sanderson, January 3, 1998. Traded to the Florida Panthers for Ray Sheppard, March 24, 1998.												
McManama, Bob	75-76	C-11	37	3	10	13	28	12	4	3	7	4
Signed as a free agent after release by Pittsburgh Penguins, December 1975. Traded to Florida Breakers (later became Minnesota Fighting Saints) with Fred O'Donnell for Wayne Connelly, June 1976.												
Meagher, Rick	80-83	C-20	96	31	29	60	70	—	—	—	—	—
Traded to Hartford by Montreal Canadiens with Montreal's third (Paul MacDermid) and fifth- (Dan Bourbonnais) round choices in 1981 for Hartford's third (Dieter Hegen) and fifth (Steve Rooney) round choices in 1981, June 5, 1980. Traded to New Jersey Devils with Garry Howatt for Merlin Malinowski and Scott Fusco, October 1982.												
Melichar, Josef	08	D-22	15	0	4	4	8	—	—	—	—	—
Signed as a free agent, July 2008. Traded to Tampa Bay along with Wade Brookbank and a 2009 fourth-round draft pick in exchange for Jussi Jokinen, Feb. 7, 2009.												
Merkosky, Glenn	81-82	C-15	7	0	0	0	2	—	—	—	—	—
Signed as a free agent (Calgary, WHL), August 1980. Released, July 1982.												
Methe, Gerry	74-75	D-18	5	0	1	1	4	2	0	0	0	0
Signed as a free agent after release by Pittsburgh Penguins, June 1974. Released, October 1974.												
Millar, Mike	86-88	RW-8	38	9	9	18	6	—	—	—	—	—
Selected in NHL Entry Draft (Hamilton, OHL), June 1983. Traded to Washington Capitals with Neil Sheehy for Ed Kastelic and Grant Jennings, July 1988.												

ALL-TIME ROSTER

	YEARS	POS.-NO.	REGULAR SEASON					PLAYOFFS				
			GP	G	A	TP	PIM	GP	G	A	TP	PIM
Millen, Greg	81-85	G-30	219	0	10	10	24	—	—	—	—	—
Signed as a free agent from Pittsburgh Penguins, June 1981. Pat Boutette and Kevin McClelland later sent to Pittsburgh as compensation. Traded to St. Louis Blues with Mark Johnson for Mike Liut and "future considerations" (Jorgen Pettersson), February 1985.												
Miller, Warren	78-79/80-83	RW-27	284	59	67	126	164	10	0	8	8	28
Acquired from Quebec Nordiques for Louis Levasseur, September 1978. Selected by New York Rangers in NHL Reclaim Draft, June 1979. Re-acquired from New York Rangers for \$100 under terms of 1979 NHL Expansion Draft. (WHA player reclaimed by NHL club could be re-acquired by former WHA team if placed on waivers by NHL club). Released, July 1983.												
Mormina, Joey	08	D-29	1	0	0	0	0	—	—	—	—	—
Signed as a free agent, July 2, 2007. Signed as a free agent with Pittsburgh, July 8, 2008.												
Murray, Chris	96-97	RW-17	15	1	2	3	32	—	—	—	—	—
Acquired from Phoenix Coyotes for Gerald Diduck on March 18, 1997. Traded to the Ottawa Senators for Sean Hill, November 18, 1997.												
Moss, Tyler	00-01	G-31	12	0	0	0	0	0	0	0	0	0
Signed as a free agent, August 9, 2000. Signed with Vancouver Canucks as a free agent, July 5, 2002.												
Murray, Marty	03-04	C-15	66	5	7	12	8	—	—	—	—	—
Acquired from Philadelphia Flyers for a sixth-round pick in the 2004 Draft (Frederik Cabana), June 2003. Did not re-sign, July 2005.												
Murzyn, Dana	85-88	D-4	185	13	49	62	265	10	2	1	3	39
Selected in NHL Entry Draft (Calgary, WHL), June 1985. Traded to Calgary Flames with Shane Churla for Neil Sheely, Carey Wilson and rights to Lane MacDonald, January 1988.												
Muzzatti, Jason	95-97	G-29	53	0	1	1	51	—	—	—	—	—
Claimed by Hartford from the Calgary Flames in the Waiver Draft, October 6, 1995. Traded to the N.Y. Rangers for a fourth-round draft pick in the 1998 Draft (Tommy Westlund) on August 8, 1997												
-N-												
Nachbaur, Don	80-82	LW-26/31	154	21	38	59	256	—	—	—	—	—
Selected in NHL Entry Draft (Billings, WHL), August 1979. Traded to Edmonton Oilers with Ken Linseman for Risto Siltanen and Brent Loney, August 1982.												
Neufeld, Ray	79-86	RW-10/17	331	95	131	226	400	2	1	0	1	0
Selected in NHL Entry Draft (Edmonton, WHL), August 1979. Traded to Winnipeg Jets for David Babych, November 1985.												
Newberry, John	85-86	C-33	3	0	0	0	0	—	—	—	—	—
Signed as a free agent (Montreal Canadiens), September 1985. Released, July 1986.												
Nieckar, Barry	92-93	LW-12	2	0	0	0	2	—	—	—	—	—
Signed as a free agent (Raleigh, ECHL), September 1992. Signed by Calgary Flames as free agent, June, 1995												
Nikolishin, Andrei	94-97	C-11/13	112	24	52	76	46	—	—	—	—	—
Acquired in the second-round (Moscow Dynamo, Russia) of the 1992 NHL Entry Draft. Traded to Washington Capitals for Curtis Leschyshyn, November 9, 1996.												
Nolan, Brandon	07-08	C/LW-36	6	0	1	1	0	—	—	—	—	—
Signed as a free agent, July 2, 2007. Contract expired July 1, 2008.												
Nordgren, Niklas	05-06	LW-44	43	4	2	6	30	—	—	—	—	—
Selected in the NHL Entry Draft (MoDo Jr. - Sweden), June 21, 1997. Traded to Pittsburgh along with Krystofer Kolanos and a second-round draft pick in 2007 for Mark Recchi, March 9, 2006.												
Norwood, Lee	91-92	D-23	6	0	0	0	16	—	—	—	—	—
Acquired from New Jersey Devils for "future considerations," October 1991. Traded to St. Louis Blues for "future considerations," November 1991.												
Nylander, Michael	92-94	C-36/92	117	22	55	77	60	—	—	—	—	—
Selected in NHL Entry Draft (Aik Solna, Sweden), June 1991. Traded with Zarley Zalapski and James Patrick to Calgary Flames for Gary Suter, Paul Ranheim and Ted Drury, March 1994.												
-O-												
O'Donnell, Fred	74-76	RW-16	155	32	26	58	165	20	2	5	7	35
Signed as a free agent from Vancouver Canucks, February 1974. Traded to Florida Breakers (later renamed the Minnesota Fighting Saints) with Bob McManama for Wayne Connelly, June 1976.												
O'Neill, Jeff	95-04	C-92/19	673	198	218	416	552	34	9	8	17	37
Selected in NHL Entry Draft (Guelph Storm, OHL), June 1994. Traded to Toronto in exchange for a conditional pick in the 2006 NHL Entry Draft, July 2005.												
Ouimet, Ted	74-75	G-30	1	0	0	0	0	—	—	—	—	—
Purchased from Cleveland Crusaders, December 1975. Re-sold to Cleveland, January 1976.												
Ozolinsh, Sandis	00-02	D-8	118	16	51	67	105	6	0	1	1	5
Acquired from Colorado Avalanche along with a second round pick in 2000 (Tomas Kurka) in exchange for Nolan Pratt, the Hurricanes' first round pick (Vaclav Nedorost) and two second round picks (Jared Anlin, Argis Saviels) in 2000 on June 24, 2000. Traded to Florida Panthers along with Byron Ritchie in exchange for Bret Hedican, Kevyn Adams and Tomas Malec, January 16, 2002.												
-P-												
Paiement, Rosaire	75-77	C-12	93	33	45	78	101	17	4	11	15	41
Acquired from Denver Spurs for a first-round 1976 draft choice, June 1975. Traded to Indianapolis Racers for Gary MacGregor, November 1976.												
Parker, Jeff	90-91	RW-25	4	0	0	0	4	—	—	—	—	—
Acquired from Pittsburgh Penguins with Zarley Zalapski and John Cullen in exchange for Ron Francis, Ulf Samuelsson and Grant Jennings, March 1991. Released, November 1992.												
Paterson, Mark	82-86	D-6	29	3	3	6	33	—	—	—	—	—
Selected in NHL Entry Draft (Ottawa, OHL), June 1982. Traded to Calgary Flames for Yves Courteau, October 1985.												
Patrick, James	93-94	D-4	47	8	20	28	32	—	—	—	—	—
Acquired with Darren Turcotte from New York Rangers for Steve Larmer, Nick Kypreos, Barry Richter and a 1994 sixth-round draft pick (Yuri Litvinov) November 1993. Traded with Zarley Zalapski and Michael Nylander to Calgary Flames for Gary Suter, Paul Ranheim and Ted Drury, March 1994.												
Pavese, Jim	88-89	LW/D-31/4	5	0	0	0	5	1	0	0	0	0
Acquired from Detroit Red Wings for Torrie Robertson, March 1989.												

	YEARS	POS.-NO.	REGULAR SEASON					PLAYOFFS				
			GP	G	A	TP	PIM	GP	G	A	TP	PIM
Pedersen, Allen	92-94	D-41	66	1	4	5	69	—	—	—	—	—
Acquired from Minnesota North Stars for a 1993 sixth round draft pick (Rick Mrozik), June 1992.												
Pederson, Barry	91-92	C-25	5	2	2	4	0	—	—	—	—	—
Signed as a free agent, September 1991. Released, November 1991.												
Pellerin, Scott	01	LW-38	19	0	5	5	6	6	0	0	0	4
Acquired from Minnesota Wild for a third round pick in 2001 Entry Draft, rights to Askhat Rakhmatullin and future considerations. Signed by Boston Bruins as a free agent, July 26, 2001.												
Peloffy, Andre	78-79	C-20	10	2	0	2	2	2	0	0	0	0
Signed as a free agent from Springfield Indians (AHL), August 1977. Released, July 1978.												
Peterson, Brent	87-88	C-17	52	2	7	9	40	4	0	0	0	2
Selected from Vancouver Canucks in NHL Waiver Draft, October 1987. Retired, July 1989.												
Petrovicky, Robert	92-95	C-39	77	9	11	20	84	—	—	—	—	—
Selected in NHL Entry Draft (Dukla Trencin, Czech.), June 1992. Traded to Dallas for Dan Kesa on November 29, 1995.												
Petrzalek, Jakub	09	RW-56	2	0	1	1	0	—	—	—	—	—
Acquired from the New York Rangers in exchange for Brad Isbister, Nov. 21, 2006. Released, July 2009.												
Pettersson, Jorgen	85-86	LW-22	23	5	5	10	2	—	—	—	—	—
Acquired from St. Louis Blues to complete an earlier deal in which Hartford traded Mark Johnson and Greg Millen to St. Louis for Mike Liut and "future considerations," April 1985. Traded to Washington Capitals for Doug Jarvis, December 1985.												
Picard, Michel	90-92	LW-47	25	4	5	9	8	—	—	—	—	—
Selected in NHL Entry Draft (Trois-Riviere, QMJHL), June 1989. Traded to San Jose Sharks for "future considerations" (Yvon Corriveau), October 1992.												
Pierce, Randy	83-85	RW-38	34	9	5	14	17	—	—	—	—	—
Signed as a free agent (New Jersey), December 1982. Released, July 1985.												
Pietrangelo, Frank	91-94	G-40	54	0	0	0	6	7	0	0	0	0
Acquired from Pittsburgh Penguins for third- and seventh-round 1994 draft picks (Sven Butenschon, Serge Anbin), March 1992. Signed by New York Islanders as a free agent, August 1994.												
Pitkanen, Joni	08-09	D-25	71	7	26	33	58	18	0	8	8	16
Acquired from Edmonton in exchange for Erik Cole, July 1, 2008.												
Pleau, Larry	72-79	C/W-4/24/29	468	157	215	372	180	66	29	22	51	37
Selected in WHA Player Selection Draft, February 1972 (Montreal). Traded to Indianapolis Racers, June 1978, but vetoed trade. Retired, September 1978. Came out of retirement, January 1979. Retired, September 1979.												
Plumb, Ron	77-80	D-6	131	8	29	37	65	23	2	8	10	16
Acquired from Cincinnati Stingers for Greg Carroll, February 1978. Released, July 1981.												
Potvin, Marc	93-94	RW-29	51	2	3	5	246	—	—	—	—	—
Acquired from Los Angeles Kings for Doug Houda, November 1993. Signed by Boston Bruins as a free agent, July 1994.												
Poulin, Patrick	91-94	LW-37/24	93	22	32	54	50	7	2	1	3	0
Selected in NHL Entry Draft (St. Hyac in the, QMJHL), June 1991. Traded with Eric Weinrich to Chicago Blackhawks for Steve Larmer and Bryan Marchment, November 1993.												
Pratt, Nolan	96-00	D-41/4	157	4	19	23	235	3	0	0	0	2
Selected in 1993 NHL Entry Draft (Portland, WHL) in fifth round (115th overall). Traded to Colorado Avalanche along with Carolina's first-round pick (Vaclav Nedorost) and two second-round picks (Jared Aulin, Argis Saviels) in 2000 in exchange for Sandis Ozolinsh and a second-round pick in 2000 (Tomas Kurka), June 24, 2000.												
Primeau, Keith	96-99	C-55	234	82	94	176	346	6	0	3	3	6
Acquired along with Paul Coffey and a 1997 first-round draft pick (Nikos Tselios) from Detroit Red Wings for Brendan Shanahan and Brian Glynn on October 9, 1996. Traded to Philadelphia Flyers along with a fifth-round pick for Rod Brind'Amour, Jean-Marc Pelletier and a second-round pick in 2000, January 23, 2000.												
Pronger, Chris	93-95	D-44	124	10	34	44	167	—	—	—	—	—
Selected in NHL Entry Draft (Peterborough, OHL), June 1993. Hartford acquired San Jose's pick (2nd overall) in the 1993 draft in exchange for Hartford's first, second, and third picks in the 1993 draft and future considerations (Sergei Makarov). Also, Hartford sent a 1994 second-round pick to the Florida Panthers (Jason Podollan). Traded to St. Louis Blues for Brendan Shanahan, July 1995.												
Propp, Brian	93-94	LW-15/26	65	12	17	29	44	—	—	—	—	—
Signed as a free agent, October 1993. Released, June 1994.												

-Q-

Quenneville, Joel	83-90	D-3	457	25	70	95	408	26	0	7	7	18
Acquired from Calgary Flames with Richie Dunn for Mickey Volcan, July 1983. Traded to Washington Capitals for cash, October 1990.												

-R-

Raeder, Cap	75-77	G-35	29	0	0	0	2	15	0	1	1	0
Selected in WHA Amateur Draft (University of New Hampshire), June 1975. Released, August 1978.												
Ranheim, Paul	93-00	LW-14/28	432	49	80	129	117	6	0	0	0	2
Acquired with Gary Suter and Ted Drury from Calgary Flames for Zarley Zalapski, James Patrick and Michael Nylander, March 1994. Traded to Philadelphia Flyers in exchange for an eighth-round pick in 2002 entry draft, May 31, 2000.												
Reaugh, Daryl	90-92	G-31	20	0	0	0	4	—	—	—	—	—
Signed as a free agent, September 1989. Released, June 1992.												
Recchi, Mark	06-06	RW-18	20	4	3	7	12	25	7	9	16	18
Acquired from Pittsburgh for Krystofer Kolanos, Niklas Nordgren and a second-round draft pick in 2007, March 9, 2006.												
Reeds, Mark	87-89	RW-14/38	45	0	8	8	37	0	0	0	0	0
Acquired from St. Louis Blues for a third-round 1989 draft pick, September 1987. (Later upgraded to a 1989 second-round pick in Charles Bourgeois deal [Rick Corriveau].)												
Reese, Jeff	93-95	G-35/30	37	0	1	1	0	—	—	—	—	—
Acquired from Calgary Flames for Dan Kecmer, November 1993. Traded to Tampa Bay Lightning for a ninth-round draft pick in 1996 (Askhat Rakhmatullin), December 1, 1995.												

ALL-TIME ROSTER

	YEARS	POS.-NO.	REGULAR SEASON					PLAYOFFS				
			GP	G	A	TP	PIM	GP	G	A	TP	PIM
Renaud, Mark	79-83	D-32/20/28/25	142	5	47	52	80	—	—	—	—	—
Selected in NHL Entry Draft (Niagara Falls, OHL), August 1979. Selected by Buffalo Sabres in NHL Waiver Draft, October 1983												
Rice, Steven	94-98	R-12	224	44	40	84	205	—	—	—	—	—
Signed as a free agent, August 1994. Bryan Marchment awarded as compensation to Edmonton Oilers.												
Richards, Todd	90-92	D-46	8	0	4	4	6	11	0	3	3	6
Acquired from Montreal Canadiens in October 1990. Released, June 1993.												
Richmond, Danny	05-06	D-51	10	0	1	1	7	—	—	—	—	—
Selected in NHL Entry Draft (Michigan, CCHA), June 21, 2003. Traded to Chicago along with a fourth-round pick in 2006 for Anton Babchuk and a fourth-round pick in 2007.												
Ritchie, Byron	98-02	C-15	33	0	2	2	19	—	—	—	—	—
Selected in NHL Entry Draft (Leithbridge, WHL), June 1995. Traded to Florida Panthers along with Sandis Ozolinsh for Bret Hedican, Kevyn Adams and Tomas Malec, January 16, 2002.												
Roberts, Doug	75-77	D-14	140	7	31	38	84	19	1	1	2	8
Signed as a free agent (Detroit, NHL), September 1975. Released, July 1977.												
Roberts, Gary	97-00	LW-10	207	57	87	144	343	6	1	1	2	8
Acquired from Calgary Flames along with Trevor Kidd for Andrew Cassels and Jean-Sebastien Giguere, August 25, 1997. Signed by Toronto Maple Leafs as a free agent, July 4, 2000.												
Roberts, Gordie	75-81	D-7	418	52	183	235	672	49	5	21	26	83
Signed as an underage junior from Victoria (WCHL), September 1975. Traded to Minnesota North Stars for Mike Fidler, December 1980.												
Robertson, Torrie	83-88	LW-32	299	34	75	109	1284	16	1	1	2	73
Acquired from Washington Capitals for Greg Adams, October 1983. Traded to Detroit Red Wings for Jim Pavese, March 1989.												
Rodney, Bryan	08-09	D-29	8	0	2	2	2	—	—	—	—	—
Signed as a free agent, May 12, 2008.												
Rogers, Mike	75-81	C-17	434	182	285	467	139	49	13	24	37	14
Acquired from Edmonton Oilers with "future considerations" for Wayne Carleton, January 1976. Traded to New York Rangers for Gerry McDonald, Doug Sulliman and Chris Kotsopoulos, October 1981.												
Rourke, Allan	03-04	D-38	25	1	2	3	22	—	—	—	—	—
Acquired from the Toronto Maple Leafs for Harold Druken and Jeff Daw, May 2003.												
Rowe, Tom	80-82	RW-12/29	115	23	32	55	256	3	2	0	2	0
Acquired from Washington Capitals for Alan Hangsleben, January 1980. Released, December 1981.												
Roy, Pierre	78-79	D-3	1	0	0	0	2	—	—	—	—	—
Signed for one game, April 1979. Released, April 1979.												
Rucinski, Mike	98-00	D-46/18	26	0	2	2	10	—	—	—	—	—
Selected in NHL Entry Draft, July 8, 1995. Traded to New Jersey Devils for Ted Drury, March 4, 2002.												
Rutuu, Tuomo	08-09	C/LW-15	96	30	35	65	95	16	1	3	4	8
Acquired from Chicago in exchange for left wing Andrew Ladd, February 26, 2008.												
Ryan, Michael	08-09	C-36/20	18	0	2	2	2	—	—	—	—	—
Signed as a free agent, Oct. 31, 2008.												
—S—												
Samsonov, Sergei	08-09	LW-14	119	30	50	80	38	17	5	3	8	6
Claimed on waivers from Chicago, January 8, 2008.												
Samuelsson, Ulf	84-91	D-5	463	31	144	175	1108	31	2	5	7	109
Selected in NHL Entry Draft (Leksands, Sweden), June 1982. Traded to Pittsburgh Penguins with Ron Francis and Grant Jennings for John Cullen, Zarley Zalapski and Jeff Parker, March 1991.												
Sanderson, Geoff	90-98	LW/C-13/8	479	196	173	369	195	10	1	0	1	2
Selected in NHL Entry Draft, June 1990. Traded to the Vancouver Canucks along with Sean Burke and Enrico Ciccone for Kirk McLean and Martin Gelinas, January 3, 1998.												
Sandlak, Jim	93-95	R-14/52	40	6	2	8	32	—	—	—	—	—
Acquired from Vancouver Canucks as "future consideration" in March 1993 trade that saw the Whalers send Murray Craven and a 1993 fifth-round draft pick (Scott Walker) for Robert Kron, a 1993 third-round draft pick (Marek Malik) and "future considerations," May 1993. Contract expired, June 1995.												
Sarrizin, Dick	72-73	RW-16	35	4	7	11	0	—	—	—	—	—
Selected in WHA Player Selection Draft (Philadelphia Flyers), February 1973. Traded to Chicago Cougars for cash and an undisclosed draft choice, October 1973.												
Savard, Jean	79-80	C-6	1	0	0	0	0	—	—	—	—	—
Selected in NHL Expansion Draft (Chicago, NHL), June 1979. Released, July 1981.												
Schurman, Maynard	79-80	LW/C-24	7	0	0	0	0	—	—	—	—	—
Claimed from Philadelphia Flyers in NHL Expansion Draft, June 1979. Released, July 1980.												
Seidenberg, Dennis	07-09	D-4	137	6	45	51	57	16	1	5	6	16
Acquired from the Phoenix Coyotes in exchange for center Kevyn Adams, January 8, 2007. Released, July 2009.												
Selby, Brit	73-74	LW-18	65	13	29	42	48	13	3	4	7	13
Acquired from Philadelphia Blazers for Bob Brown, November 1972. Traded to Toronto Toros for Bob Charlebois, June 1973.												
Selwood, Brad	72-79	D-3	431	42	143	185	556	63	6	12	18	81
Selected in WHA Player Selection Draft (Toronto, WHA), February 1972. Chosen by Montreal Canadiens in NHL Reclaim Draft, June 1979.												
Semenko, Dave	86-87	LW-72	57	4	8	12	87	4	0	0	0	15
Acquired from Edmonton Oilers for a third-round 1988 draft pick (Trevor Sim), December 1986. Traded to Toronto Maple Leafs for Bill Root, September 1987.												
Shanahan, Brendan	95-96	LW-94	76	45	34	79	125	—	—	—	—	—
Acquired from St. Louis Blues for Chris Pronger, July 27, 1995. Traded to Detroit Red Wings along with Brian Glynn for Keith Primeau, Paul Coffey and a first-round draft pick in 1997 (Nikos Tselios).												
Shank, Daniel	91-92	RW-36	13	2	0	2	18	5	0	0	0	22
Acquired from Detroit Red Wings for Chris Tancill, December 1991. Signed by Tampa Bay Lightning as a free agent, August 1992.												

	YEARS	POS.-NO.	REGULAR SEASON					PLAYOFFS				
			GP	G	A	TP	PIM	GP	G	A	TP	PIM
Shaw, Brad	85-92	D-33/25/32	210	11	84	95	107	19	4	8	12	6
Acquired from Detroit Red Wings for an eighth-round 1984 draft pick (Lars Karlsson), May 1984. Signed to play in Italy, June 1988. Returned to Hartford, March 1989. Traded to New Jersey Devils for "future considerations," June 1992.												
Sheehy, Neil	87-88	D-0	26	1	4	5	116	1	0	0	0	7
Acquired from Calgary Flames with Carey Wilson and rights to Lane MacDonald for Shane Churla and Dana Murzyn, January 1988. Traded to Washington Capitals with Mike Millar for Grant Jennings and Ed Kastelic, July 1988.												
Sheehy, Tim	72-75/77-78/79-80	C/RW-15/10	244	92	92	184	70	35	14	19	33	26
Chosen in WHA Player Selection Draft (U.S. Olympic Team), February 1972. Traded to Edmonton Oilers for Ron Climie, February 1975. Acquired from Detroit Red Wings for "future considerations," February 1979. Released, July 1980.												
Sheppard, Ray	98-99	RW-26	84	29	35	64	18	6	5	1	6	2
Acquired from the Florida Panthers for Kirk McLean, March 24, 1998. Signed as a free agent by the Florida Panthers, November 15, 1999.												
Sherven, Gord	86-87	C/RW-36/22	8	0	0	0	0	-	-	-	-	-
Claimed from Edmonton Oilers in NHL Waiver Draft, October 1986. Joined Canadian Olympic Team, August 1987. Re-joined Hartford Whalers, February 1988. Signed to play in Switzerland, June 1988.												
Shmyr, Paul	81-82	D-3	66	1	11	12	134	-	-	-	-	-
Signed as a free agent after release by Minnesota North Stars, October 1981. Released, July 1982.												
Sidorkiewicz, Peter	87-92	G-30	178	0	9	9	12	15	0	1	1	2
Acquired from Washington Capitals with Dean Evason for David A. Jensen, March 1985. Selected by Ottawa Senators in NHL Expansion Draft, June 1992.												
Siltanen, Risto	82-86	D-8	277	40	118	158	122	-	-	-	-	-
Acquired with Brent Loney from Edmonton Oilers for Ken Linseman and Don Nachbaur, August 1982. Traded to Quebec Nordiques for John Anderson, March 1986.												
Sims, Al	79-81	D-3	156	26	67	93	98	3	0	0	0	2
Selected from Boston Bruins in NHL Expansion Draft, June 1979. Claimed by Los Angeles Kings in NHL Waiver Draft, October 1981.												
Smedsmo, Dale	76-77	LW-24	15	2	0	2	54	-	-	-	-	-
Purchased from Cincinnati Stingers, November 1976. Traded to Cincinnati for "future considerations," February 1977.												
Smith, Al	72-75/77-80	G-1	290	0	11	11	139	37	0	1	1	14
Selected in WHA Player Selection Draft (Detroit), February 1972. Released, January 1976. Signed as a free agent, August 1977. Sold to Colorado Rockies, September 1980.												
Smith, Guy	72-74	RW-19	39	4	8	12	31	11	2	0	2	4
Selected in WHA Player Selection Draft (New Hampshire, ECAC), February 1972. Released, October 1973.												
Smith, Stuart	79-83	D-33/3	77	2	10	12	95	-	-	-	-	-
Selected in NHL Entry Draft (Peterborough, OHL), August 1979. Released, July 1985.												
Smyth, Kevin	93-96	LW-51/20/14	58	6	8	14	31	-	-	-	-	-
Selected in NHL Entry Draft (Moose Jaw, WHL), June 1992. Signed as a free agent with Orlando Solar Bears (IHL), August 1996.												
Staal, Eric	03-09	C-12	409	164	194	358	289	43	19	24	43	12
Selected in NHL Entry Draft (Peterborough, OHL), June 2003.												
Staniowski, Ed	83-85	G-1	19	0	0	0	2	-	-	-	-	-
Acquired from Winnipeg Jets for Mike Veisor, November 1983. Released, July 1985.												
Stephenson, Bob	79-80	RW-27/28	4	0	1	1	0	-	-	-	-	-
Selected in WHA Dispersal Draft (Birmingham, WHA), June 1979. Traded to Toronto Maple Leafs for Pat Boutette, December 1979.												
Stevens, John	90-95	D-45	44	0	8	8	34	-	-	-	-	-
Signed as a free agent, July 1990. Signed as a free agent with Philadelphia Flyers, June 1996.												
St. Jacques, Bruno	03-04	D-25	53	2	7	9	43	-	-	-	-	-
Acquired along with Pavel Brendl from Philadelphia in exchange for Sami Kapanen and Ryan Bast, February 7, 2003.												
Stillman, Cory	05-08	LW-61	170	47	102	149	70	25	9	17	26	14
Signed as a free agent, August 2, 2005. Traded to Ottawa along with Mike Commodore in exchange for defenseman Joe Corvo and right wing Patrick Eaves, February 11, 2008.												
Storr, Jamie	03-04	G-1	14	0	0	0	0	-	-	-	-	-
Signed as a free agent, October 2003. Released June, 2004.												
Storm, Jim	93-95	LW-46/24	74	6	13	19	27	-	-	-	-	-
Selected in NHL Entry Draft (Michigan Tech., WCHA), June 1991. Released, August 1995.												
Stoughton, Blaine	78-84	RW-21	393	228	161	389	162	8	4	3	7	4
Purchased from Indianapolis Racers with Dave Inkpen, November 1978. Traded to New York Rangers for Scot Kleinendorst, February 1984.												
Stoyanovich, Steve	83-84	LW-7	23	3	5	8	11	-	-	-	-	-
Acquired from New York Islanders for a 1985 fifth-round draft choice (Tommy Hedland), August 1983. Released, July 1984.												
Sulliman, Doug	81-84	RW-22	221	57	71	128	73	-	-	-	-	-
Acquired from New York Rangers with Gerry McDonald and Chris Kotsopoulos, October 1981. Released, June 1984.												
Sullivan, Bob	82-83	C/LW-26	62	18	19	37	18	-	-	-	-	-
Signed as a free agent (Binghamton, AHL), August 1982. Released, August 1982.												
Surma, Damian	03-04	LW-52	2	1	1	2	0	-	-	-	-	-
Selected in the NHL Entry Draft (Plymouth, OHL), June 26, 1999. Released June 2004.												
Sutter, Brandon	08-09	C-16	50	1	5	6	16	-	-	-	-	-
Selected in the NHL Entry Draft (Red Deer, WHL), June 2007.												
Svoboda, Jaroslav	02-04	LW-62	91	8	14	22	40	23	1	4	5	28
Selected in NHL Entry Draft (Olomouc, Czech), June 27, 1998. Traded to the Dallas Stars for a fourth-round pick in 2005, June 2004.												
Swain, Garry	74-77	C/LW-20	171	22	33	55	70	25	3	5	8	56
Signed as a free agent after release by Pittsburgh Penguins, September 1974. Released, September 1977.												

ALL-TIME ROSTER

	YEARS	POS.-NO.	REGULAR SEASON					PLAYOFFS				
			GP	G	A	TP	PIM	GP	G	A	TP	PIM
-T-												
Tanabe, David	99-03, 06-07, 07-08	D-21/45	329	21	61	82	167	7	2	1	3	12
Selected in NHL Entry Draft (Wisconsin, WCHA) June 26, 1999. Traded to Phoenix along with Igor Knyazev for Danny Markov and a third-round draft pick, June 21, 2003. Signed as a free agent by Carolina, August 29, 2006. Released, July 2007.												
Tancill, Chris	90-92	RW/C-37	19	1	1	2	6	-	-	-	-	-
Selected in June 1989 NHL Supplemental Draft (Wisconsin, WCHA). Traded to Detroit Red Wings for Daniel Shank, December 1991.												
Tetarenko, Joey	03	RW-33	2	0	0	0	0	-	-	-	-	-
Signed as a free agent, July 2003. Released, June 2004.												
Thomson, Jim	88-89	RW-18	5	0	0	0	14	-	-	-	-	-
Acquired from Washington Capitals in exchange for Scot Kleinendorst, March 1989. Traded to New Jersey Devils for Chris Cichocki, October 1989.												
Tippett, Dave	84-90	LW-15	483	75	120	195	181	33	3	8	11	14
Signed as free agent (Canadian Olympic Team), Mar. 1984. Traded to Washington Capitals for Washington's sixth-round choice (Jarrett Reid) in 1992 draft, Sept. 30, 1990.												
Tomlak, Mike	89-94	C/LW-28	141	15	22	37	103	10	0	1	1	4
Signed as a free agent (Univ. of Western Ontario), May 1988. Released, June 1994.												
Troy, James	75-77	RW-25	21	0	0	0	50	2	0	0	0	29
Signed as a free agent (Beauce Jaros, NAHL), February 1976. Sold to Erie Blades (NAHL), January 1977.												
Tselios, Nikos	02	D-48	2	0	0	0	2	-	-	-	-	-
Selected in NHL Entry Draft (Belleville, OHL), June 21, 1997.												
Tuer, Allan	88-90	D-40	6	0	0	0	29	-	-	-	-	-
Signed as a free agent (Minnesota North Stars), July 1989. Released, June 1990.												
Turcotte, Darren	93-95	C-12/89	66	19	29	48	26	-	-	-	-	-
Acquired with James Patrick from New York Rangers for Steve Larmer, Nick Kypreos, Barry Richter and a 1994 sixth-round pick (Yuri Litvinov), November 1993. Traded to Winnipeg Jets for Nelson Emerson, October 6, 1995.												
Turgeon, Sylvain	83-89	LW-16	370	178	150	328	366	25	3	7	10	18
Selected in NHL Entry Draft (Hull, QMJHL), June 1983. Traded to New Jersey Devils for Pat Verbeek, June 1989.												
Tverdovsky, Oleg	05-06	D-70	72	3	20	23	37	5	0	0	0	0
Signed as a free agent by Carolina, August 4, 2005. Traded to the Los Angeles Kings along with the rights to defenseman Jack Johnson in exchange for center Eric Belanger and defenseman Tim Gleason, September 29, 2006.												
-V-												
Vasicek, Josef	00-06, 07	C-63	341	57	78	135	229	37	5	2	7	20
Selected in NHL Entry Draft (Slavia Praha, Czech), June 27, 1998. Traded to Nashville for Scott Walker, July 18, 2006. Acquired from Nashville in exchange for center Eric Belanger, February 9, 2007. Released, July 2007.												
Veisor, Mike	80-83	G-1/31	69	0	1	1	2	-	-	-	-	-
Acquired from Chicago Blackhawks for a second-round 1981 draft pick (Kevin Griffin), June 1980. Traded to Winnipeg Jets for Ed Staniowski, November 1983.												
Vellucci, Mike	87-88	D-35	2	0	0	0	11	0	0	0	0	0
Selected in NHL Entry Draft (Belleville, OHL), June 1984. Released, June 1989.												
Verbeek, Pat	89-95	LW/RW-16	404	185	200	385	1091	20	5	6	11	78
Acquired from New Jersey Devils for Sylvain Turgeon, June 1989. Traded to the New York Rangers for Glen Featherstone, Michael Stewart, the Rangers' first-round draft pick in 1995 (Jean-Sebastien Giguere) and a fourth-round pick in 1996 (Steve Wasyloko).												
Volcan, Mickey	80-83	D-32/4	143	7	29	36	128	-	-	-	-	-
Selected in NHL Entry Draft (North Dakota, WCHA), June 1980. Traded to Calgary Flames for Richie Dunn and Joel Quenneville, July 1984.												
Vrbata, Radim	03-05	RW-19	106	19	16	35	32	-	-	-	-	-
Acquired from the Colorado Avalanche in exchange for Bates Battaglia, March 11, 2003. Traded to Chicago for future considerations, December 29, 2005.												
-W-												
Walker, Scott	06-09	RW-24	180	40	58	98	199	18	1	6	7	19
Acquired from Nashville in exchanged for center Josef Vasicek, July 18, 2006.												
Wallin, Niclas	00-09	D-7	470	18	46	64	365	69	3	5	8	32
Selected in the fourth round of the 2000 NHL Entry Draft, June 2000 (Brynäs IF Gävle, Sweden).												
Ward, Aaron	01-06	D-4	276	15	41	56	263	48	3	4	7	40
Acquired from Detroit Red Wings in exchange for a second round pick in the 2002 NHL Entry Draft, July 9, 2001. Signed by the New York Rangers as a free agent, July 3, 2006. Re-acquired from Boston in exchange for Patrick Eaves and a 2010 fourth-round pick, July 24, 2009.												
Ward, Cam	05-09	G-30	225	0	5	5	14	41	0	1	1	0
Selected in the first round, 25th overall, in the NHL Entry Draft (Red Deer, WHL), June 22, 2004.												
Warner, Jim	78-80	RW-25	73	6	12	18	30	1	0	0	0	0
Signed as a free agent (Colorado College), June 1978. Released, July 1980.												
Watt, Mike	03	C-29	5	0	0	0	0	-	-	-	-	-
Signed as a free agent, July 31, 2002.												
Webster, Tom	72-78	RW-8	352	220	205	435	241	43	28	26	54	19
Chosen in WHA Player Selection Draft (California Golden Seals, NHL), February 1972. Retired, October 1978.												
Weekes, Kevin	02-04	G-80	119	0	0	0	8	8	0	0	0	0
Acquired from Tampa Bay Lightning in exchange for Shane Willis and Chris Dingman, March 5, 2002. Released June 2004.												
Weeks, Steve	84-88	G-31/35	94	0	1	1	11	4	0	0	0	0
Acquired from New York Rangers for a 1986 third-round pick (Shaun Clouston). September 1984. Traded to Vancouver Canucks for Richard Brodeur, March 1988.												
Weinrich, Eric	92-94	D-4/5	87	8	30	38	78	-	-	-	-	-
Acquired from New Jersey Devils with Sean Burke for Bobby Holik and a second-round 1993 draft pick (Jay Pandolfo), August 1992. Traded with Patrick Poulin to Chicago Blackhawks for Steve Larmer and Brvan Marchment.												

	YEARS	POS.-NO.	REGULAR SEASON					PLAYOFFS				
			GP	G	A	TP	PIM	GP	G	A	TP	PIM
Weight, Doug	06-06	C-39	23	4	9	13	25	23	3	13	16	20
Acquired from St. Louis along with Erkki Rajamaki for Jesse Boulerice, Magnus Kahnberg, Mike Zigomanis, Carolina's first-round selection in 2006 (later traded to New Jersey, 30th overall - Matthew Corrente), Toronto's fourth-round selection in 2006 (106th overall - Reto Berra) and Chicago's fourth-round selection in 2007, January 30, 2006. Signed by St. Louis as a free agent, July 2, 2006.												
Weir, Wally	84-85	D/LW-23	34	2	3	5	56	—	—	—	—	—
Selected from Quebec Nordiques in NHL Waiver Draft, October 1984. Placed on waivers and claimed by Pittsburgh Penguins, February 1985.												
Wesley, Blake	81-83	D-6	100	9	19	28	169	—	—	—	—	—
Acquired from Philadelphia Flyers with Don Gillen, Rick MacLeish, first-, second- and third-round picks in 1982 NHL Entry Draft (Paul Lawless, Mark Paterson, Kevin Dineen) for Ray Allison, Fred Arthur and the Whalers' first- and third-round picks in the 1982 Draft (Ron Sutter, Miroslav Dvorak), July 1981. Traded to Quebec Nordiques for Pierre Lacroix, December 1982.												
Wesley, Glen	94-08	D-20/2	913	51	176	227	620	59	0	4	4	30
Acquired from Boston Bruins for first-round draft picks in the 1995 (Kyle McClaren), 1996 (Jonathan Aitken), and 1997 (Sergei Samsonov) NHL Entry Drafts, August 26, 1994. Traded to Toronto in exchange for a second-round pick in the 2004 NHL Entry Draft, March 9, 2003. Signed as a free agent, July 8, 2003. Retired as a player, June 5, 2008.												
Westlund, Tommy	99-02	RW-16	203	9	13	22	48	25	1	0	1	17
Selected in NHL entry draft (Brynäs IF, Sweden), June 27, 1998. Released, June 2003.												
Whitmore, Kay	88-92	G-35	75	0	5	5	24	2	0	0	0	0
Selected in NHL Entry Draft (Peterborough, OHL), June 1985. Traded to Vancouver Canucks for Corrie D'Alessio and a 1993 fifth-round pick, October 1992. Pick was later returned in Murray Craven trade.												
Whitney, Ray	05-09	LW-13	292	98	178	276	150	42	12	14	26	18
Signed as a free agent by Carolina, August 6, 2005.												
Williams, Dave	87-88	LW-22/25	28	6	0	6	93	—	—	—	—	—
Signed as a free agent after release by Los Angeles Kings, October 1987. Retired, February 1988.												
Williams, Justin	04-09	RW-11	265	81	120	201	217	25	7	11	18	34
Acquired from the Philadelphia Flyers in exchange for Danny Markov, January, 2004. Traded to Los Angeles in exchange for Patrick O'Sullivan and Calgary's 2009 second-round draft pick, March 4, 2009.												
Williams, Tommy	72-74	C-9	139	31	58	89	20	19	6	14	20	12
Signed as a free agent (Boston Braves, AHL), September 1972. Retired after being claimed by Indianapolis Racers in WHA Expansion Draft, May 1974, but signed with the expansion Washington Capitals of the NHL later that summer.												
Willis, Shane	98-02, 06	RW-45/25	141	27	34	61	69	2	0	0	0	0
Selected in NHL Entry Draft (Leithbridge, WHL), June 1997. Traded to Tampa Bay Lightning along with Chris Dingman in exchange for Kevin Weekes, March 5, 2002. Signed as a free agent by Carolina, July 18, 2006. Released, July 2007.												
Wilson, Carey	87-89/90-91	C-33	125	37	46	83	59	6	2	4	6	2
Acquired from Calgary Flames with Neil Sheehy and rights to Lane MacDonald for Shane Churla and Dana Murzyn, January 1988. Traded to New York Rangers with a 1990 fifth-round draft pick (Lubos Rob) for Brian Lawton, Don Maloney and Norm MacIver, December 1988. Acquired from New York Rangers along with a third-round 1991 draft choice (Michael Nylander) for Jody Hull, July 1990. Traded to Calgary Flames for Mark Hunter, March 1991.												
-Y-												
Yake, Terry	88-93	C-38/25	104	24	37	61	60	6	1	1	2	16
Selected in NHL Entry Draft (Brandon, OHL), June 1987. Selected by Mighty Ducks of Anaheim in 1993 Expansion Draft, June 1993.												
Yates, Ross	83-84	C-28	7	1	1	2	4	—	—	—	—	—
Signed as a free agent (Mt. Allison Univ.), March 1981. Released, May 1984.												
Young, Scott	87-90	RW-D/27	197	49	89	138	82	13	5	0	5	8
Selected in NHL Entry Draft (Boston Univ., Hockey East), June 1986. Traded to Pittsburgh Penguins for Rob Brown, December 1990.												
-Z-												
Zalapski, Zarley	90-94	D-3	229	44	121	165	272	7	3	6	7	14
Acquired from Pittsburgh Penguins with John Cullen and Jeff Parker for Ron Francis, Ulf Samuelsson and Grant Jennings, March 1991. Traded with James Patrick and Michael Nylander to Calgary Flames for Gary Suter, Paul Ranheim and Ted Drury, March 1994.												
Zigomanis, Mike	03-06	C-46/18	57	3	4	7	6	—	—	—	—	—
Selected in the NHL Entry Draft (Kingston, OHL), June 23, 2001. Traded to St. Louis along with Jesse Boulerice, Magnus Kahnberg, Carolina's first-round pick in 2006 (later traded to New Jersey, 30th overall - Matthew Corrente), Toronto's fourth-round selection in 2006 (106th overall - Reto Berra) and Chicago's fourth-round selection in 2007, January 30, 2006.												
Zuke, Mike	83-86	C-20	159	10	37	47	60	—	—	—	—	—
Claimed from St. Louis Blues in NHL Waiver Draft, October 1983. Released, November 1985.												

ALL-TIME RECORDS

ALL-TIME GOALTENDING

GOALTENDER	REGULAR SEASON						PLAYOFFS				
	YEARS	GP	MIN	GA	SO	GAA	GP	MIN	GA	SO	GAA
Abrahamsson, Christer	74-77	102	5,739	342	3	3.58	3	90	5	—	3.33
Barrasso, Tom	01-02	34	1908	83	2	2.61	—	—	—	—	—
Berglund, Bill	73-75	5	216	13	0	3.61	—	—	—	—	—
Brodeur, Richard	87-88	6	340	15	0	2.65	4	200	12	0	3.60
Burke, Sean	92-98	281	15,893	819	11	3.09	—	—	—	—	—
Cooley, Gaye	75-76	—	—	—	—	—	1	3 sec.	0	0	0.00
D'Alessio, Corrie	92-93	1	11	0	0	0.00	—	—	—	—	—
DesRochers, Patrick	03	2	122	7	0	3.44	—	—	—	—	—
Fichaud, Eric	99-00	9	490	24	1	2.94	—	—	—	—	—
Fitzpatrick, Mark	99-00	3	107	8	0	4.49	—	—	—	—	—
Fountain, Mike	97-98	3	163	10	0	3.68	—	—	—	—	—
Garrett, John	78-82	163	9,592	655	2	4.10	9	507	40	0	4.73
Gerber, Martin	05-06	60	3,493	162	3	2.78	—	—	—	—	—
Giguere, J.S.	96-97	8	394	24	0	3.65	6	221	13	1	3.53
Gosselin, Mario	92-94	23	1,106	78	0	4.23	—	—	—	—	—
Grahame, John	06-08	45	2,364	125	0	3.17	—	—	—	—	—
Hoganson, Paul	75-76	4	224	16	0	4.29	—	—	—	—	—
Holland, Ken	80-81	1	60	7	0	7.00	—	—	—	—	—
Irbe, Arturs	98-04	309	17,816	739	20	2.49	30	1846	65	1	2.11
Jablonski, Pat	97-98	5	279	14	0	3.01	—	—	—	—	—
Kidd, Trevor	97-99	72	4043	158	5	2.34	—	—	—	—	—
Landon, Bruce	72-77	122	6,695	386	2	3.46	8	389	21	0	3.24
Leighton, Michael	08-09	22	1187	57	0	2.88	—	—	—	—	—
Lenarduzzi, Mike	92-94	4	189	10	0	3.17	—	—	—	—	—
Levasseur, Louis	77-78	27	1,655	91	3	3.30	12	719	31	0	2.59
Liut, Mike	85-90	252	14,660	823	13	3.37	17	933	50	1	3.22
McKay, Ross	90-91	1	35	3	0	5.14	—	—	—	—	—
McLean, Kirk	97-98	8	401	22	0	3.29	—	—	—	—	—
Moss, Tyler	00-01	12	557	37	0	3.99	—	—	—	—	—
Millen, Greg	81-85	219	12,963	919	4	4.25	—	—	—	—	—
Muzzatti, Jason	95-97	53	2,604	140	1	3.23	—	—	—	—	—
Nastiuk, Kevin	05-06	—	—	—	—	—	—	—	—	—	—
Ouimet, Ted	73-75	1	20	3	0	9.00	—	—	—	—	—
Peters, Justin	08	—	—	—	—	—	—	—	—	—	—
Pietrangelo, Frank	91-95	54	2,663	182	0	4.10	7	425	19	0	2.68
Raeder, Cap	75-77	28	1,428	77	2	3.24	15	879	38	2	2.59
Reaugh, Daryl	90-91	20	1,010	53	1	3.15	—	—	—	—	—
Reese, Jeff	93-96	37	1,838	96	2	3.13	—	—	—	—	—
Sidorkiewicz, Peter	87-92	178	10,346	575	8	3.33	15	912	55	0	3.62
Smith, Al	72-75/77-80	290	17,143	941	12	3.29	37	2067	134	1	3.89
Stanowski, Ed	83-85	19	1,060	75	0	4.25	—	—	—	—	—
Storr, Jamie	03-04	14	660	32	0	2.91	—	—	—	—	—
Tracy, Tripp	97-98	—	—	—	—	—	—	—	—	—	—
Veisor, Mike	80-84	69	3,809	309	2	4.87	—	—	—	—	—
Ward, Cam	05-09	225	12,764	598	12	2.81	41	2,421	96	4	2.38
Weekes, Kevin	02-04	119	6,849	275	11	2.41	8	408	11	2	1.62
Weeks, Steve	84-88	94	5,284	324	4	3.68	4	205	9	0	2.64
Whitmore, Kay	88-92	75	4,039	243	3	3.61	3	154	11	0	4.29

ALL-TIME COACHING RECORDS

COACH	GAMES	W	L	T/OT	OTL	POINTS	PCT	TOTALS
Peter Laviolette	323	167	122	30	4	368	.570	12/15/03 to 12/03/08
Paul Maurice	731	301	310	104	16	722	.494	11/06/95 to 12/15/03 12/03/08 to present
Rick Ley	160	69	71	20		158	.494	10/12/89 to 5/29/91
Jack Evans	374	163	174	37		363	.485	9/17/83 to 2/06/88
Don Blackburn	140	42	63	35		119	.425	10/11/79 to 2/20/81
Larry Pleau	224	81	117	26		188	.420	2/20/81 to 6/02/82 1/24/83 to 3/07/83 2/07/88 to 5/16/89
Jim Roberts	80	26	41	13		65	.406	9/07/91 to 6/15/92
Paul Holmgren	161	54	93	14		122	.379	6/15/92 to 11/16/93 1/21/95 to 11/06/95
Pierre McGuire	67	23	37	7		53	.368	11/16/93 to 5/19/94
Larry Kish	49	12	32	5		29	.296	6/02/82 to 1/24/83
John Cuniff	13	3	9	1		7	.269	3/07/83 to 4/03/83
TOTALS	2,322	941	1,069	292	20	2,194	.472	

ALL-STAR GAME APPEARANCES

PLAYER	YEAR	POS.	GP	G	A	PTS	PLAYER	YEAR	POS.	GP	G	A	PTS
Gordie Howe ✱	1980	RW	1	0	1	1	Zarley Zalapski	1993	D	1	0	0	0
Mark Howe	1981	D	1	0	0	0	Geoff Sanderson	1994	LW	1	0	1	1
Mike Rogers	1981	C	1	0	0	0	Brendan Shanahan	1996	LW	1	1	0	1
Blaine Stoughton	1982	RW	1	0	0	0	Geoff Sanderson	1997	LW	1	1	0	1
Ron Francis ✧	1983	C	1	0	0	0	Arturs Irbe	1999	G	1	0	1	1
Mark Johnson	1984	C	1	0	3	3	Keith Primeau	1999	C	1	0	0	0
Ron Francis ✧	1985	C	1	1	0	1	Sami Kapanen	2000	LW	1	0	0	0
Sylvain Turgeon	1986	LW	1	0	1	1	Sandis Ozolinsh	2001	D	1	0	1	1
Ulf Samuelsson ✱	1987	D	2	0	0	0	Sami Kapanen	2002	LW	1	1	1	2
Kevin Dineen ✱	1987	RW	2	1	0	1	Jeff O'Neill	2003	RW	1	0	0	0
Kevin Dineen	1988	RW	1	0	2	2	Eric Staal	2007	C	1	1	0	0
Kevin Dineen	1989	RW	1	0	0	0	Justin Williams	2007	RW	1	1	1	0
Ron Francis ✧	1990	C	1	0	2	2	Eric Staal ○	2008	C	1	2	1	3
Pat Verbeek	1991	LW	1	0	1	1	Eric Staal	2009	C	1	1	0	1
John Cullen	1992	C	1	0	0	0							

✱ Represented the NHL in a two-game series vs. Soviet National Team at Rendez-Vous '87.

✧ Francis was named to the 1986 Wales Conference All-Star Team but did not play due to injury.

✱ Gordie Howe played in an NHL record 23 All-Star Games, the previous 22 while he was with Detroit

○ Eric Staal was named All-Star Game MVP as the Eastern Conf beat the Western Conf 8-7

OLYMPIANS

PLAYER	REPRESENTED	YEAR	FINISH	PLAYER	REPRESENTED	YEAR	FINISH
Frantisek Kaberle	Czech Republic	2006	BRONZE	Gord Sherven*	Canada	1984, 1988	4th, 4th
Martin Gerber	Switzerland	2006	6th	James Patrick	Canada	1984	7th
Eric Staal	Canada	2006	7th	David A. Jensen	U.S.A.	1984	7th
Erik Cole	U.S.A.	2006	8th	Mark Fusco	U.S.A.	1984	7th
Matt Cullen	U.S.A.	2006	8th	Kevin Dineen	Canada	1984	4th
Bret Hedican	U.S.A.	2006	8th	Carey Wilson	Canada	1984	4th
Peter Laviolette (head coach)	U.S.A.	2006	8th	Dave Tippett	Canada	1984	4th
Doug Weight	U.S.A.	2006	8th	Rob McClanahan	U.S.A.	1980	GOLD
Sami Kapanen	Finland	1994,1998, 2002	3rd,3rd,5th	Mark Johnson	U.S.A.	1980	GOLD
Tom Barrasso	U.S.A.	2002	SILVER	Danny Bolduc	U.S.A.	1976	4th
Keith Primeau	Canada	1998	4th	Steve Alley	U.S.A.	1976	4th
Ted Drury	U.S.A.	1994	8th	Paul Hurley	U.S.A.	1968, 1972	6th, SILVER
Ted Crowley	U.S.A.	1994	8th	Mark Howe	U.S.A.	1972	SILVER
Manny Legace	Canada	1994	SILVER	Tim Sheehy	U.S.A.	1972	SILVER
Andrei Nikolishin	Russia	1994	4th	Kevin Ahearn	U.S.A.	1972	SILVER
Robert Petrovicky	Slovakia	1994	6th	Christer Abrahamsson	Sweden	1972	4th
Sean Burke	Canada	1988, 1992	4th, SILVER	Tommy Abrahamsson	Sweden	1972	4th
Eric Weinrich	U.S.A.	1988	7th	Larry Pleau	U.S.A.	1968	6th
Zarley Zalapski	Canada	1988	4th	John Cunniff	U.S.A.	1968	6th
Scott Young	U.S.A.	1988	7th	Tommy Williams	U.S.A.	1960	GOLD
Lane MacDonald	U.S.A.	1988	7th				

*Injured prior to 1984 Olympic games and did not play.

MILESTONE NHL WINS

NUMBER	SCORE	OPPONENT	DATE	WINNING GOAL	GOALIE
1st	6-4	Los Angeles*	10/19/79	Mark Howe	John Garrett
25th	4-1	Colorado*	3/15/80	Greg Carroll	Al Smith
50th	4-2	Minnesota*	11/7/81	Jordy Douglas	John Garrett
75th	5-2	N.Y. Rangers*	12/4/82	Blaine Stoughton	Greg Millen
100th	6-3	Buffalo	12/21/83	Ron Francis	Ed Staniowski
125th	5-3	Montreal*	12/5/84	Mark Johnson	Greg Millen
150th	11-6	Montreal*	10/19/85	Ron Francis	Mike Liut
175th	4-1	Boston*	3/2/86	Stewart Gavin	Mike Liut
200th	6-2	St. Louis*	12/10/86	Stewart Gavin	Steve Weeks
250th	2-1	Detroit* (OT)	1/24/88	Ray Ferraro	Mike Liut
300th	4-0	St. Louis*	3/25/89	Ron Francis	Peter Sidorkiewicz
350th	6-4	Pittsburgh	11/29/90	Ron Francis	Peter Sidorkiewicz
400th	5-2	St. Louis*	11/18/92	Pat Verbeek	Sean Burke
450th	4-1	Ottawa*	1/25/95	Jocelyn Lemieux	Sean Burke
500th	1-0	New Jersey	4/4/97	Nelson Emerson	Jason Muzzatti
600th	6-1	NY Islanders	4/10/99	Sami Kapanen	Trevor Kidd
700th	6-2	Boston	2/28/02	Kevyn Adams	Arturs Irbe
800th	4-3	Boston*	3/1/06	Aaron Ward	Cam Ward
900th	4-3	N.Y. Islanders	10/25/08	Chad LaRose	Cam Ward

* – Indicates home game

NHL DRAFT HISTORY

1979 ENTRY DRAFT (6 ROUNDS)

General Manager: Jack Kelley Player Personnel Director: Bill Dineen		
ROUND/OVERALL/PLAYER	POS	TEAM
1 18 Allison, Ray	RW	Brandon (WHL)
2 39 Smith, Stuart	D	Peterborough (OHL)
3 60 Nachbaur, Don	LW	Billings (WHL)
4 81 Neufeld, Ray	RW	Edmonton (WHL)
5 102 Renaud, Mark	D	Niagara (OHL)
6 123 McDonald, Dave	LW	Brandon (WHL)

1980 ENTRY DRAFT (10 ROUNDS)

General Manager: Jack Kelley Player Personnel Director: Bill Dineen		
ROUND/OVERALL/PLAYER	POS	TEAM
1 8 Arthur, Fred	D	Cornwall (QMJHL)
2 29 Galarneau, Michel	C	Hull (QMJHL)
3 50 Volcan, Mickey	D	North Dakota (WCHA)
4 71 McClelland, Kevin	RW	Niagara (OHL)
5 92 Jensen, Darren	G	North Dakota (WCHA)
6 113 Cerri, Mario	C	Ottawa (OHL)
7 134 Martin, Mike	D	Sudbury (OHL)
8 155 Denat, Brent	LW	Michigan Tech (WCHA)
9 176 Fricker, Paul	G	Michigan (WCHA)
10 197 Bokshowan, Lorne	C	Saskatoon (WHL)

1981 ENTRY DRAFT (10 ROUNDS)

General Manager: Larry Pleau Player Personnel Director: Bill Dineen		
ROUND/OVERALL/PLAYER	POS	TEAM
1 4 Francis, Ron	C	Sault Ste. Marie (OHL)
2 25		Traded to CHI (Kevin Griffen) in Mike Veisor trade.
3 46		Traded to MTL (Dieter Hegen) in Rick Meagher trade.
3* 61 McDermid, Paul	C	Windsor (OHL)
		Acquired pick from MTL in Rick Meagher trade.
4 67 Hoffman, Mike	LW	Brantford (OHL)
5 88		Traded to MTL (Steve Rooney) in Rick Meagher trade.
5* 93	D	Maguire, Bill
		Acquired pick from NYR in Nick Fotiu trade.
6 109		Traded to PIT (Paul Edwards) in Gilles Lupien trade.
7 130	D	Mokosak, John
8 151	RW	Dore, Dennis
9 172	G	Poeschl, Jeff
10 193	C	Power, Larry

1982 ENTRY DRAFT (12 ROUNDS)

General Manager: Larry Pleau Player Personnel Director: Bill Dineen		
ROUND/OVERALL/PLAYER	POS	TEAM
1 4		Traded to PHI (Ron Sutter) in Rick MacLeish trade.
1* 14 Lawless, Paul	LW	Windsor (OHL)
		Pick acquired from PHI in Rick MacLeish trade.
2 25		Traded to PHI in Norm Barnes trade.
		Later transferred to TOR (Peter Ihnacek)
2* 35 Paterson, Mark	D	Ottawa (OHL)
		Pick acquired from PHI in Rick MacLeish trade.
3 46		Traded to PHI (Miroslav Dvorak) in Rick MacLeish trade.
3* 56 Dineen, Kevin	RW	Denver (WCHA)
		Pick acquired from PHI in Rick MacLeish trade.
4 67 Samuelsson, Ulf	D	Leksands (Sweden)
5 88 Ferraro, Ray	C	Penticton 'B' (BCJHL)
6 109 Gilhen, Randy	LW	Winnipeg (WHL)
7 130	C	Johannson, Jim
8 151	C	Krampotich, Mickey
9 172	D	Skilliter, Kevin
10 193		Traded to NYR (Simo Saarinen) in Chris Kotsopoulos trade.
11 214	C	Linse, Martin
12 234	D	Cameron, Randy

1983 ENTRY DRAFT (12 ROUNDS)

General Manager: Emile Francis Player Personnel Director: Steve Brklacich		
ROUND/OVERALL/PLAYER	POS	TEAM
1 2 Turgeon, Sylvain	LW	Hull (QMJHL)
1* 20 Jensen, David A.	C	Lawrence Academy
		Pick acquired from PHI in Mark Howe trade.
2 23	D	Siren, Ville
3 44		Traded to PHI in Mark Howe trade.
3* 62	D	Karlsson, Leif
		Mora (Sweden)
		Pick acquired from EDM
4 65	RW	MacLean, Dave
4* 72	C	Chykowski, Ron
		St. Albert (AJHL)
		Pick acquired from QUE in John Garrett trade.
5 86		Traded to NYI (Bob Caulfield) in Gary Howatt trade.
6 107	D	Johnson, Brian
7 128	D	Reekie, Joe
8* 148	D	DuPerron, Chris
8 149	G	Falle, James
		Clarkson (ECAC)
		Pick acquired from PIT in Rick MacLeish trade.
9 170	LW	Fordy, Bill
10 191		Traded to TOR (Greg Rolston) in Paul Marshall trade.
10* 201	LW	Karlsson, Reine
		Sodertalje (Sweden)
		Pick acquired from NYR in Rob McClanahan trade.
11 212	LW	Acton, Allan
12 233	D	Kaminski, Darcy

1984 ENTRY DRAFT (12 ROUNDS)

General Manager: Emile Francis Player Personnel Director: Steve Brklacich		
ROUND/OVERALL/PLAYER	POS	TEAM
1 5		Traded to MTL (Peter Svoboda) in Pierre Larouche trade.
1* 11 Cote, Sylvain	D	Quebec (QMJHL)
		Pick acquired from MTL in Pierre Larouche trade.
2 26		Traded to MTL in Pierre Larouche trade. Later transferred to STL (Brian Benning)
3 47		Traded to PHI (John Stevens).
4 68		Traded to WIN (Chris Mills) in Norm Dupont trade.
5 89		Traded to MIN (Jiri Poner) in Mark Johnson trade.
6 110 Millar, Mike	RW	Brantford (OHL)
7 131 Vellucci, Mike	D	Belleville (OHL)
8 152		Traded to DET (Lars Karlsson) in Brad Shaw trade.
9 173	C	Devereaux, John
10 193	RW	Regan, Brent
11 214	D	Culhane, Jim
12 234	G	Abric, Peter

1985 ENTRY DRAFT (12 ROUNDS)

General Manager: Emile Francis Player Personnel Director: Steve Brklacich		
ROUND/OVERALL/PLAYER	POS	TEAM
1 5 Murzyn, Dana	D	Calgary (WHL)
2 26 Whitmore, Kay	G	Peterborough (OHL)
3 47		Traded to MTL (Rocky Dundas) in Pierre Larouche trade.
3 58		Acquired pick from MTL in Pierre Larouche trade.
		Traded to PIT (Bruce Racine) in Greg Malone trade.
4 68	C	Callahan, Gary
5 89		Traded to NYI (Tommy Hedlund) in Steve Stoyanovich trade.
6 110	RW	Churla, Shane
7 131	LW	Brant, Chris
8 152	LW	Puhalsky, Brian
9 173	C	Dornbach, Greg
10 194	C	Tory, Paul
11 215	D	Palvloski, Jerry
12 236	LW	Hill, Bruce

1986 ENTRY DRAFT (12 ROUNDS)

General Manager: Emile Francis | Player Personnel Director: Steve Brklacich

ROUND/OVERALL/PLAYER	POS	TEAM
1 11 Young, Scott	RW	Boston Univ. (Hockey East)
2 32 Laforge, Marc	D	Kingston (OHL)
3 53	Traded to NYR (Shawn Clouston) in Steve Weeks trade.	
4 74 Chapman, Brian	D	Belleville (OHL)
5 95	G	W. Michigan (CCHA)
6 116	RW	Calgary (WHL)
7 137	C	Hibbing H.S.
8 158	C	W. Michigan (CCHA)
9 179	RW	Sherwood Park H.S.
10 200	G	Cornwall (OHL)
11 221	D	Penticton H.S.
12 242	C	Kingston (OHL)

1987 ENTRY DRAFT (12 ROUNDS)

General Manager: Emile Francis | Player Personnel Director: Steve Brklacich

ROUND/OVERALL/PLAYER	POS	TEAM
1 18 Hull, Jody	RW	Peterborough (OHL)
2 39 Burt, Adam	D	North Bay (OHL)
3 60	Traded to CHI (Mike Dagenais) in Bill Gardner trade.	
4 81 Yake, Terry	C	Brandon (WHL)
5 102	D	Denver (WCHA)
6 123	D	Michigan Tech (WCHA)
7 144	D	Buffalo Regal Midget
8 165	C	Yale University (ECAC)
9 186	LW	St. Lawrence (ECAC)
10 207	Traded to STL (Andy Cesarski) in Pat Hughes trade.	
11 228	RW	Princeton (ECAC)
12 249	G	Dartmouth (ECAC)

1988 ENTRY DRAFT (12 ROUNDS)

General Manager: Emile Francis | Player Personnel Director: Steve Brklacich

ROUND/OVERALL/PLAYER	POS	TEAM
1 11 Govedaris, Chris	LW	Toronto (OHL)
2 32	D	Culver Academy
3 53	Traded to EDM (Trevor Sim) in Dave Semenko trade.	
4 74	C	Lake Superior (CCHA)
5 95	LW	Norwood Prep
6 116	D	Seattle (WHL)
7 137	RW	Michigan State (CCHA)
8 158	D	U. Maine (Hockey East)
9 179	C	Michigan State (CCHA)
10 200	RW	Prince Albert
11 221	D	St. Lawrence (ECAC)
12 242	LW	Deerfield Academy

1989 ENTRY DRAFT (12 ROUNDS)

General Manager: Ed Johnston | Player Personnel Director: Ken Schinkel

ROUND/OVERALL/PLAYER	POS	TEAM
1 10 Holik, Robert	C	Jihlava (Czech)
2 31	Traded to STL (Rick Corriveau) in Charles Bourgeois trade.	
3 52	RW	Moose Jaw (WHL)
4 73 McKenzie, Jim	LW	Victoria (WHL)
5 94	C	Portland (WHL)
6 115	LW	Moose Jaw (WHL)
7 136	LW	Regina (OHL)
8 157	RW	Trois-Rivieres (QMJHL)
9 178	LW	Trois-Rivieres (QMJHL)
10 199	LW	Kamloops (WHL)
11 220	D	London (OHL)
12 241	C	Swift Current (WHL)

1990 ENTRY DRAFT (12 ROUNDS)

General Manager: Ed Johnston | Player Personnel Director: Ken Schinkel

ROUND/OVERALL/PLAYER	POS	TEAM
1 15 Greig, Mark	RW	Lethbridge (WHL)
2 36 Sanderson, Geoff	LW	Swift Current (WHL)
3 57 Lenarduzzi, Mike	G	Sault Ste. Marie (OHL)
4 78	C	Moose Jaw (OHL)
5 99	Traded to NYR (Lubos Rob) in Brian Lawton trade.	
6 120	D	Kitchener (OHL)
7 141	D	Kosice (Czech)
8 162	D	Clarkson (ECAC)
9 183	C	Nippiwan Tier II
10 204	C	Valerengen (Norway)
11 225	D	Prince Albert (WHL)
12 246	C	Laval (QMJHL)

1991 ENTRY DRAFT (12 ROUNDS)

General Manager: Ed Johnston | Player Personnel Director: Ken Schinkel

ROUND/OVERALL/PLAYER	POS	TEAM
1 9 Poulin, Patrick	LW	St. Hyac in the (QMJHL)
2 31	D	TJ Zin (Czech)
3 53	D	Hamden H.S.
3* 59 Nylander, Michael	C	Aik Solna (Sweden)
	Pick acquired from NYR in Carey Wilson trade.	
4 75 Storm, Jim	LW	Michigan Tech (WCHA)
5 97	Traded to MIN (Mike Kennedy) at draft for future considerations. MIN later sent Jukka Suomalainen.	
6 119	RW	Northern Mich. (CCHA)
7 141	D	Clarkson (ECAC)
8 163	D	Kamloops (WHL)
9 185	D	Western Mich. (CCHA)
10 207	G	Clarkson (ECAC)
11 229	C	Matignon H.S.
12 251	Peters, Rob	

1992 ENTRY DRAFT (11 ROUNDS)

General Manager: Brian Burke | Player Personnel Director: Kevin Maxwell

ROUND/OVERALL/PLAYER	POS	TEAM
1 9 Petrovicky, Robert	C	Dukla Trencin (Czech)
2 33	Traded to MTL (Valeri Bure) in Andrew Cassels trade.	
2* 47 Nikolishin, Andrei	LW	Dynamo Moscow
	Pick acquired from WSH in Sylvain Cote trade.	
3 57	D	Litvinov
4* 79 Smyth, Kevin	LW	Moose Jaw (WHL)
	Pick acquired from PHI for Kevin Dineen trade.	
4 81 McBain, Jason	D	Portland (WHL)
5 105	Traded to NYI (Ryan Duthie) in Marc Bergevin trade.	
6 129	Traded to CGY (Joel Bouchard) in Paul Fenton trade.	
6* 143	C	Sault Ste. Marie (OHL)
	Pick acquired from WSH in Dave Tippett trade.	
7 153	LW	Ottawa (OHL)
8 177	C	Spartak
9 201	D	Edina
10 225	D	Thornhill Jr. A
11 249	D	Vastra Frohlunda

NHL DRAFT HISTORY

1993 ENTRY DRAFT (11 ROUNDS)

General Manager: Brian Burke | Player Personnel Director: Kevin Maxwell

ROUND/OVERALL/PLAYER	POS	TEAM
1* 2	Pronger, Chris	D Peterborough (OHL)
	Pick acquired from SJ for a first, second, and third picks in 1993 Draft and future considerations (Sergei Makarov).	
1 6		Traded to SJ (Victor Kozlov) in Chris Pronger trade.
2 32		Traded to NJ (Jay Pandolfo) in Sean Burke trade.
2* 45		Pick acquired from TOR in John Cullen trade. Traded to SJ (Vlastimil Kroupa) in Chris Pronger trade.
3 58		Traded to SJ (Ville Peltonen) in Chris Pronger trade.
3* 72	Malik, Marek	D Vitkovice
	Pick acquired from VAN in Murray Craven trade.	
4 84	Roenick, Trevor	RW Boston Jr. Bruins
5 110		Traded to VAN (Scott Walker) in Murry Craven trade.
5* 115	Pratt, Nolan	D Portland (WHL)
	Pick acquired from VAN in Kay Whitmore trade.	
6 136		Traded to MIN (Rick Mrozik) in Allen Pedersen trade.
7 162		Traded to NYR (Sergei Kondrashkin) in Tim Kerr trade.
8 188	Legace, Manny	G Niagara (OHL)
9 214	Gorenko, Dimitri	LW CSKA
10 240	Swinson, Wes	D Kitchener (OHL)
11 266	Chibiryev, Igor	LW Fort Wayne (IHL)

1994 ENTRY DRAFT (11 ROUNDS)

General Manager: Jim Rutherford | Player Personnel Director: Bruce Haralson

ROUND/OVERALL/PLAYER	POS	TEAM
1 5	O'Neill, Jeff	C Guelph (OHL)
2 31		Traded to FLA (Jason Podollan) in Chris Pronger trade.
3 57		Traded to PIT (Sven Butenschon) in Frank Pieterangelo trade.
4 83	Domenichelli, Hnat	LW Kamloops (WHL)
5 109	Risidore, Ryan	D Guelph (OHL)
6 135		Traded to NYR (Yuri Litvinov) in Darren Turcotte trade.
7 161		Traded to PIT (Serge Aubin) in Frank Pieterangelo trade.
8 187	Buckley, Tom	C St. Joseph H.S.
9 213	Halfnight, Ashlin	D Harvard (ECAC)
9* 230	Ball, Matt	RW Detroit (OHL)
	Pick acquired from TOR in Ken Belanger trade.	
10 239	Regan, Brian	G Westminster
11 265	Nimigon, Steve	LW Niagra (OHL)

1995 ENTRY DRAFT (9 ROUNDS)

General Manager: Jim Rutherford | Player Personnel Director: Sheldon Ferguson

ROUND/OVERALL/PLAYER	POS	TEAM
1 9		Traded to BOS (Kyle McLaren) in Glen Wesley trade.
1* 13	Giguere, J.S.	G Halifax (QMJHL)
	Pick acquired from NYR in Pat Verbeek trade.	
2 35	Fedotov, Sergei	D Dynamo Moscow
3 61		Traded to CHI in Jocelyn Lemieux trade. Pick transferred to VAN (Larry Courville)
4* 85	MacNeil, Ian	C Oshawa (OHL)
	Pick acquired from LA in Jan Vopat trade.	
4 87	Kapanen, Sami	LW HIFK Helsinki
5 113	Hamilton, Hugh	D Spokane (WHL)
6 139		Traded to TOR (Doug Bonner) in Ted Crowley trade.
7 165	Ritchie, Byron	LW Lethbridge (WHL)
8 191	Kostolny, Milan	RW Detroit (OHL)
9 217	Rucinski, Mike	D Detroit (OHL)

1996 ENTRY DRAFT (9 ROUNDS)

General Manager: Jim Rutherford | Player Personnel Director: Sheldon Ferguson

ROUND/OVERALL/PLAYER	POS	TEAM
1 8		Traded to BOS (Johnathan Aitken) in Glen Wesley trade.
2 34	Wasyluk, Trevor	LW Medicine Hat (WHL)
3 61	Petrinin, Andrei	LW CSKA Moscow
4 88	MacDonald, Craig	C Harvard (ECAC)
4* 104	Wasylo, Steve	C Detroit (OHL)
	Pick acquired from NYR in Pat Verbeek trade.	
5 116	McMahon, Mark	D Kitchener (OHL)
6 143	Baker, Aaron	G Tri-City (WHL)
7 171	Kuznik, Greg	D Seattle (WHL)
8 197	March, Kevin	LW Calgary (WHL)
9 223	Adams, Craig	RW Harvard (ECAC)
9* 231	Rakhmatullin, Ashkat	LW
	Pick acquired from TB in Jeff Reese trade.	

1997 ENTRY DRAFT (9 ROUNDS)

General Manager: Jim Rutherford | Player Personnel Director: Sheldon Ferguson

ROUND/OVERALL/PLAYER	POS	TEAM
1 8		Traded to BOS (Sergei Samsonov) in Glen Wesley trade
1* 22	Tselios, Nikos	D Belleville (OHL)
	Pick acquired from DET in Brendan Shanahan trade.	
1* 23		Pick acquired from PHI in Paul Coffey trade. Traded to SJ (Scott Hannan) for 1997 second round pick (Brad DeFauw) and 1998 third round pick.
2* 28	Defauw, Brad	LW North Dakota (WCHCA)
	Pick acquired from SJ in draft day position swap at 1997 NHL Draft.	
2* 51		Pick acquired from NJ in Jocelyn Lemieux trade. Traded to CGY in Steve Chiasson trade.
2 34		Pick traded to VAN (Ryan Bonni) in Jeff Brown trade.
3 62		Traded to PHI (Kris Mallette) in Paul Coffey trade.
3* 80	Lessard, Francis	D Val D'Or (QMJHL)
	Pick acquired from CGY in Hnat Domenichelli trade.	
	CGY had acquired the pick from COL.	
4 88	Willis, Shane	RW Lethbridge (WHL)
5 115		Traded to NYI (Adam Edinger) in Derek King trade.
6 142	Dafoe, Kyle	D Owen Sound (OHL)
7 169	Merrick, Andrew	C Michigan (WCHA)
	Pick traded to PHI in Kevin Dineen trade. Pick reacquired from PHI in Paul Coffey trade.	
8* 195	Nordgren, Niklas	LW Modo Ornskoldsvik
	NHL Compensatory pick for Scott Daniels signing by PHI.	
8 199	Fitzgerald, Randy	D Detroit (OHL)
9 225	McDonnell, Kent	C Guelph (OHL)

1998 ENTRY DRAFT (9 ROUNDS)

General Manager: Jim Rutherford | Player Personnel Director: Sheldon Ferguson

ROUND/OVERALL/PLAYER	POS	TEAM
1 11	Jeff Heerema	RW Sarnia (OHL)
2 39		Traded to New Jersey (later traded to Dallas-Stars selected John Erskine) in Jeff Brown trade.
3 70	Kevin Holdridge	D Plymouth (OHL)
	Pick acquired from San Jose in draft pick trade of 1997	
3* 62		Pick acquired from Vancouver in Jeff Brown trade.
	Pick traded to Calgary in Steve Chiasson trade (Paul Manning).	
3* 71	Erik Cole	LW Clarkson (ECAC)
4* 91	Josef Vasicek	C Slavia Praha Jr (Czech.)
	Pick acquired from Anaheim in Mark Janssens trade.	
4* 93	Tommy Westlund	RW Sweden
	Pick acquired from the New York Rangers in Jason Muzzatti trade.	
4 97	Chris Madden	G Guelph (OHL)
5 126		Traded to Chicago (later traded to Toronto-Leafs select Morgan Warren) in Enrico Ciccone trade.
6 157		Traded to St. Louis (Brad Voth) in Steve Leach trade.
7 184	Donald Smith	C Clarkson (ECAC)
8* 208	Jaroslav Svoboda	RW Czech.
	Pick acquired from Toronto in Kelly Chase trade.	
8 211	Mark Kosick	C Michigan (CCHA)
9 239	Brent McDonald	C Red Deer (WHL)

1999 ENTRY DRAFT (9 ROUNDS)

General Manager: Jim Rutherford | Player Personnel Director: Sheldon Ferguson

ROUND/OVERALL/PLAYER	POS	TEAM
1 16 David Tanabe	D	Wisconsin (WCHA)
2 49 Bret Lysak	C	Regina (WHL)
3 84 Brad Fast	D	Prince George (BCJHL)
4 113 Ryan Murphy	LW	Bowling Green (CCHA)
4* 121	Pick acquired from Toronto in Jeff Brown trade. Pick traded to Nashville in Eric Fichaud trade (Yevgeny Pavlov).	
5 142	Pick traded to Colorado in Randy Petruk trade. Colorado selected William Magnuson.	
6 174 Damian Surma	LW	Plymouth (OHL)
7 202 Jim Baxter	D	Oshawa (OHL)
8 231 David Evans	RW	Clarkson (ECAC)
8 237 Antti Jokela	G	Finland
	Pick acquired from Philadelphia in Francis Lessard trade.	
9 259 Yauheni Kurylin	C	Belarus

2000 ENTRY DRAFT (9 ROUNDS)

General Manager: Jim Rutherford | Player Personnel Director: Sheldon Ferguson

ROUND/OVERALL/PLAYER	POS	TEAM
1 14	Pick traded to Colorado in Sandis Ozolinsh trade (Vaclav Nedorost).	
2* 32 Tomas Kurka	LW	Plymouth (OHL)
	Pick acquired from Colorado in Sandis Ozolinsh trade	
2 47	Pick traded to Colorado in Sandis Ozolinsh trade (Jared Aulin).	
2* 63	Pick acquired from Philadelphia in Rod Brind'Amour trade.	
	Pick traded to Colorado in Sandis Ozolinsh trade (Argis Saviels).	
3 80 Ryan Bayda	LW	North Dakota (WCHA)
4* 90 Niclas Wallin	D	Brynäs (Sweden)
	Pick acquired from Atlanta in draft day trade.	
4* 108	Pick acquired from Anaheim in Dave Karpas trade. Pick traded to Atlanta in draft day trade (Blake Robson).	
4 110 Jared Newman	D	Plymouth (OHL)
5* 147	Pick acquired as compensation for Ray Sheppard. Pick traded to Atlanta in draft day trade (Matt McRae).	
5* 148	Pick traded to Philadelphia in Rod Brind'Amour trade. Pick later traded to NY Islanders in Gino Odjick trade. (Kristofer Ottoson).	
6 181 Justin Forrest	D	US National U-18.
7 212 Magnus Kahnberg	F	Frolunda (Sweden)
8* 235 Craig Kowalski	G	Compuware (NAHL)
	Compensatory pick for Kevin Dineen.	
8 244	Pick traded to Atlanta in draft day trade (Eric Bowen).	
9 276 Troy Ferguson	C	Michigan State (CCHA)

2001 ENTRY DRAFT (9 ROUNDS)

General Manager: Jim Rutherford | Player Personnel Director: Sheldon Ferguson

ROUND/OVERALL/PLAYER	POS	TEAM
1 15 Igor Knyazev	D	Spartak (Russia)
2 46 Michael Zigomanis	C	Kingston (OHL)
3* 79	Pick traded to the Minnesota Wild in the Scott Pellerin trade.	
	Pick later traded to the NY Rangers (Garth Murray).	
3* 91 Kevin Estrada	F	Chilliwack (BCJHL)
	Compensatory pick for Gary Roberts.	
4* 110 Rob Zepp	G	Plymouth (OHL)
	Pick acquired from Philadelphia for a third-round pick in 2002.	
4* 113	Pick traded to NY Rangers in Rob DiMaio, Darren Langdon trade (Bryce Lampman).	
5* 149	Pick traded to Colorado in Chris Dingman trade (Mikko Viitanen).	
6 181 Daniel Boisclair	G	Cape Breton (QMJHL)
7 211 Sean Curry	D	Tri-City (WHL)
8 244 Carter Trevisani	D	Ottawa (OHL)
9 274 Peter Reynolds	D	North Bay (OHL)

2002 ENTRY DRAFT (9 ROUNDS)

General Manager: Jim Rutherford | Player Personnel Director: Sheldon Ferguson

ROUND/OVERALL/PLAYER	POS	TEAM
1 25 Cam Ward	G	Red Deer (WHL)
2 58	Pick traded to Detroit in Aaron Ward trade (Jiri Hudler).	
3* 91 Jesse Lane	D	Hull (QMJHL)
	Pick traded to Philadelphia for a fourth-round pick in 2001 (Rob Zepp). Re-acquired by Carolina for a sixth-round pick in 2002 and a third-round pick in 2003.	
4* 124	Pick traded to St. Louis in the Sean Hill deal. Later traded to Atlanta (Lane Manson).	
5* 155	Pick acquired as compensation for Scott Pellerin. Pick traded to Minnesota (Armands Berzins).	
5 160 Daniel Manzato	G	Victoriaville (QMJHL)
6* 174	Pick acquired as compensation for Rob DiMaio. Pick traded to Tampa Bay (Karri Akkanen) for a fourth-round pick in 2003.	
6* 192	Pick traded to Philadelphia (Nikita Korovkin) along with third-round pick in 2003 for a third-round pick in 2002.	
7 224 Adam Taylor	C	Kootenay (WHL)
8* 255	Pick traded to Tampa Bay (Ryan Craig) for a fourth-round pick in 2003.	
8* 256	Pick acquired from Philadelphia. Pick traded to Tampa Bay (Darren Reid) for a fourth-round pick in 2003.	
9 286	Pick traded to Tampa Bay (Alexei Glukhov) for a fourth-round pick in 2003.	

2003 ENTRY DRAFT (9 ROUNDS)

General Manager: Jim Rutherford | Player Personnel Director: Sheldon Ferguson

ROUND/OVERALL/PLAYER	POS	TEAM
1 2 Eric Staal	C	Peterborough (OHL)
2 31 Danny Richmond	D	Michigan (CCHA)
3* 69	Pick traded to Philadelphia (Colin Fraser) along with Carolina's sixth-round pick in 2002 (Nikita Korovkin) in exchange for Carolina's 2002 third-round pick (Jesse Lane), which was previously traded to Philadelphia.	
4 102 Aaron Dawson	D	Peterborough (OHL)
4* 126 Kevin Nastiuk	G	Medicine Hat (WHL)
	Pick acquired from Toronto in exchange for Tom Barrasso	
4* 130 Matej Trojovský	D	Regina (WHL)
	Pick acquired from Tampa Bay in exchange for the Hurricanes' sixth-round pick, two eighth-round picks and ninth-round pick in the 2002 NHL Entry Draft.	
5* 137 Tyson Strachan	D	Vernon (BCJHL)
	Pick acquired as compensation for Martin Gelnas	
5 138	Pick traded to Columbus (Arsi Piišpanen) along with Carolina's sixth-round pick in 2003 in exchange for a fourth-round pick in the 2004 NHL Entry Draft.	
6 168	Pick traded to Columbus (Lukas Bolf) along with Carolina's fifth-round pick in 2003 in exchange for a fourth-round pick in the 2004 NHL Entry Draft.	
7 198 Shay Stephenson	LW	Red Deer (WHL)
8 230 Jamie Hoffmann	C	Des Moines (USHL)
9 262 Ryan Rorabeck	C	Tor. St. Michael's (OHL)

NHL DRAFT HISTORY

2004 ENTRY DRAFT (9 ROUNDS)

General Manager: Jim Rutherford | Player Personnel Director: Sheldon Ferguson

ROUND/OVERALL/PLAYER	POS	TEAM
1* 4 Andrew Ladd	L	Calgary (WHL)
		Pick acquired from Columbus in exchange for Carolina's first-round pick in 2004 and a second-round pick in 2004.
1* 8		Pick traded to Columbus (Alexandre Picard) in draft-day trade.
2 38 Justin Peters	G	Tor. St. Michael's (OHL)
2* 59		Pick traded to Columbus (Kyle Wharton) in draft-day trade. Was acquired from Toronto in exchange for Glen Wesley in March 2003.
3* 69 Casey Borer	D	St. Cloud St. (WCHA)
		Pick acquired from Colorado in Bob Boughner trade. Colorado acquired pick from Washington along with Steve Konowalchuk in exchange for Bates Battaglia and Jonas Johansson.
3 74		Pick traded to Anaheim (Kyle Klubertanz) in Martin Gerber trade.
4 106		Pick traded to Atlanta (Chad Painchaud) in exchange for Atlanta's third-round pick in 2005.
4* 109 Brett Carson	D	Calgary (WHL)
		Pick acquired from Atlanta in exchange for Janie Hurme
4* 121		Pick traded to Calgary (Kristopher Hogg) for Bob Boughner. Pick originally acquired from Columbus in a 2003 draft-day trade. Columbus had previously acquired the pick from New Jersey.
5 137 Magnus Akerlund	G	HV 71 Jr. (Swedish Jr.)
6 171		Traded to Philadelphia (Frederik Cabana) in Marty Murray trade.
7 202 Ryan Pottruff	D	London (OHL)
8 235 Jonas Fiedler	RW	Plymouth (OHL)
9 268 Martin Vagner	D	Gatineau (QMJHL)

2005 ENTRY DRAFT (7 ROUNDS)

General Manager: Jim Rutherford | Player Personnel Director: Sheldon Ferguson

ROUND/OVERALL/PLAYER	POS	TEAM
1 3 Jack Johnson	D	US National U-18 (USA)
2 58 Nathan Hagemo	D	Univ. of Minnesota (WCHA)
3 64 Joe Barnes	C	Saskatoon (WHL)
3* 69		Pick acquired from Atlanta in exchange for the 106th pick in 2004. Traded to Calgary (Gord Baldwin) in exchange for Mike Commodore.
3* 78		Pick acquired from Phoenix as part of trade for Danny Markov. Later traded to Nashville in exchange for Andrew Hutchinson
4* 94 Jakub Vojta	D	Sparta Jr. (Czech Jr.)
		Pick acquired from Dallas in exchange for Jaroslav Svoboda
4* 101		Pick acquired from Toronto for Ron Francis. Later traded to Columbus for Derrick Walser and a fourth-round pick in 2006.
4 123 Ondrej Otcenas	LW	Trencin Jr. (Svk Jr.)
5* 128		Pick sent to Calgary (Kevin Lalande) since Colorado re-signed Bob Boughner. Carolina received Colorado's 2005 fifth-round pick in return as part of the Boughner-Chris Bahen trade.
5* 145 Timothy Kunes	D	N.E. JR. Falcons (EJHL)
		Pick assigned to the Hurricanes as compensation for the loss of Sean Hill to free agency (Florida).
5* 159 Risto Korhonen	D	Karpat Jr. (Fin. Jr.)
		Pick acquired from Colorado as part of the Bob Boughner trade.
6 192 Nicolas Blanchard	LW	Chicoutimi (QMJHL)
7 198 Kyle Lawson	D	US National U-18 (USA)

2006 ENTRY DRAFT (7 ROUNDS)

General Manager: Jim Rutherford | Player Personnel Director: Sheldon Ferguson

ROUND/OVERALL/PLAYER	POS	TEAM
1* 30		Pick traded to St. Louis in the Doug Weight trade (Jan. 30, 2006) and later traded to New Jersey (Matthew Corrente)
2 63 Jamie McBain	D	U.S. National U-18 (USA)
3 93 Harrison Reed	RW	Sarnia (OHL)
4* 99		Pick acquired from Columbus as part of a 2005 draft-day trade. Pick traded to Chicago as part of trade for Anton Babchuk. Chicago traded the pick to Toronto and Toronto selected James Reimer.
4* 106		Pick acquired from Toronto on draft day 2005 in exchange for Jeff O'Neill and later traded to St. Louis, Jan. 30, 2006 (Reto Berra)
4 123 Bobby Hughes	C	Kingston (OHL)
5 153 Stefan Chaput	C	Lewiston (QMJHL)
6 183 Nick Dodge	RW	Clarkson (ECAC)
7 213 Justin Krueger	D	Penticton (BCHL)

2007 ENTRY DRAFT (7 ROUNDS)

General Manager: Jim Rutherford | Player Personnel Director: Sheldon Ferguson

ROUND/OVERALL/PLAYER	POS	TEAM
1 11 Brandon Sutter	C/RW	Red Deer (WHL)
2* 41		Pick traded to Pittsburgh in Mark Recchi trade (March 9, 2006). Later traded to San Jose and later traded to Philadelphia. Philadelphia selected Kevin Marshall.
3 72 Drayson Bowman	C/LW	Spokane (WHL)
4* 96		Pick acquired from Chicago in Anton Babchuk trade (Jan. 20, 2007). Later traded to St. Louis in Doug Weight trade. St. Louis selected Cade Fairchild.
4 102 Justin McCrae	C	Saskatoon (WHL)
5 132 Chris Terry	LW	Plymouth (OHL)
6 162 Brett Bellemore	D	Plymouth (OHL)
7* 192		Pick traded to Montreal in Michael Leighton trade (June 23, 2007). Montreal selected Scott Kishel.

2008 ENTRY DRAFT (7 ROUNDS)

General Manager: Jim Rutherford | Player Personnel Director: Tony MacDonald

ROUND/OVERALL/PLAYER	POS	TEAM
1 14 Zach Boychuk	C	Lethbridge (WHL)
2 45 Zac Dalpe	C/RW	Penticton (BCHL)
3* 75		Pick traded to NY Rangers in Matt Cullen trade (July 17, 2007). Rangers selected C Evgeny Grachev
4 105 Michal Jordan	D	Plymouth (OHL)
5* 135		Pick traded to Columbus in Anson Carter trade (Feb. 23, 2007). Blue Jackets selected RW Tomas Kubalik.
6 165 Mike Murphy	G	Belleville (OHL)
7 195 Samuel Morneau	LW	Baie-Comeau (QMJHL)

2009 ENTRY DRAFT (7 ROUNDS)

General Manager: Jim Rutherford | Player Personnel Director: Tony MacDonald

ROUND/OVERALL/PLAYER	POS	TEAM
1 27 Philippe Paradis	C	Shawinigan (QMJHL)
2* 51 Brian Dumoulin	D	Jr. Monarchs (EJHL)
		Originally Calgary's pick. Acquired from Los Angeles along with Patrick O'Sullivan for Justin Williams, March 4, 2009.
2* 58		Pick traded to Edmonton in trade for Erik Cole. Edmonton traded pick to Buffalo for Ales Kotalik. Buffalo traded pick to Toronto for Dominic Moore. All trades occurred on March 4, 2009. Toronto selected Jesse Blacker.
3 88 Mattias Lindstrom	LW	Skelleftea (Sweden)
4* 118		Pick traded to Tampa Bay along with Wade Brookbank and Josef Melichar for Jussi Jokinen (Feb. 7, 2009). Tampa Bay traded pick to Toronto (March 4, 2009). Toronto forfeited pick as part of a penalty for violating the CBA in relation to free agent Jonas Frogren (July 4, 2008). The pick was skipped.
5* 131 Matt Kennedy	RW	Guelph (OHL)
		Pick acquired from Edmonton in Erik Cole trade (March 4, 2009).
5* 148		Pick traded to Nashville for rights to Darcy Hordichuk (June 19, 2008). Nashville traded the pick to Tampa Bay for a fifth-round pick in 2010. Tampa Bay selected Michael Zador.
6 178 Rasmus Rissanen	D	Kalpa Jr. (Fin. Jr.)
7 208 Tommi Kivisto	D	Red Deer (WHL)



FRANCHISE RECORDS

Records in the NHL Including Individual and Team Records



CAREER RECORDS

MOST GAMES

1.	Ron Francis	1186
2.	Glen Wesley	913
3.	Kevin Dineen	708
4.	Jeff O'Neill	673
5.	Adam Burt	626
6.	Rod Brind'Amour	614
7.	Sami Kapanen	520
8.	Robert Kron	509
9.	Dave Tippett	483
10.	Geoff Sanderson	479

MOST POINTS

1.	Ron Francis	1175
2.	Kevin Dineen	544
3.	Rod Brind'Amour	454
4.	Jeff O'Neill	416
5.	Pat Verbeek	403
6.	Blaine Stoughton	377
7.	Geoff Sanderson	369
8.	Eric Staal	358
9.	Ray Ferraro	351
10.	Andrew Cassels	350

MOST GOALS

1.	Ron Francis	382
2.	Kevin Dineen	250
3.	Blaine Stoughton	219
4.	Jeff O'Neill	198
5.	Geoff Sanderson	196
6.	Pat Verbeek	192
7.	Sylvain Turgeon	178
8.	Rod Brind'Amour	165
9.	Eric Staal	164
10.	Ray Ferraro	157

MOST ASSISTS

1.	Ron Francis	793
2.	Kevin Dineen	294
3.	Rod Brind'Amour	289
4.	Andrew Cassels	254
5.	Jeff O'Neill	218
6.	Pat Verbeek	211
7.	Sami Kapanen	203
8.	Dave Babych	196
9.	Eric Staal	194
	Ray Ferraro	194

MOST CONSECUTIVE GAMES WITH:

POINTS	18	Mike Rogers, 11/22/1980-01/02/1981 (19g, 20a) <i>NOTE: Streak was longest by an NHL player that season.</i>
	17	Mike Rogers, 02/18-03/22/1980 (12g, 17a)
GOALS	9	Pierre Larouche, 01/25-02/13/1982 (10g)
	7	Ray Ferraro, 02/09-23/1989 (9g)
	6	Keith Primeau, 12/30/1997-01/08/1998 (6g)
	6	Ray Sheppard, 11/14-25/1998 (7g)
ASSISTS	10	Dave Keon, 11/17-12/07/1979 (12a)
	9	Mike Rogers, 12/07-27/1980 (14a)
		Blaine Stoughton, 01/25-02/13/1982 (12a)
	8	Rod Brind'Amour , 02/18-02/01/2001 (10a)
		Matt Cullen , 10/22-11/8/07 (12a)
	7	Keith Primeau, 02/01-03/06/1998 (7a)
	7	Jeff O'Neill, 10/11-30/2002 (7a)
	7	Cory Stillman, 12/15/2005-01/07/2006 (7a)

MOST PENALTY MINUTES

1.	Kevin Dineen	1439
2.	Torrie Robertson	1368
3.	Pat Verbeek	1144
4.	Ulf Samuelsson	1108
5.	Adam Burt	875
6.	Randy Ladouceur	714
7.	Mark Janssens	712
8.	Paul MacDermid	706
9.	Ron Francis	686
10.	Dean Evason	617

MOST HAT TRICKS

1.	Ron Francis	9
2.	Eric Staal	8
3.	Geoff Sanderson	6
	Blaine Stoughton	6
5.	Kevin Dineen	5
	Ray Ferraro	5
7.	Erik Cole	4
	Mike Rogers	4
	Pat Verbeek	4
10.	Mark Johnson	3
	Sami Kapanen	3
	Sylvain Turgeon	3

MOST POWER PLAY GOALS

1.	Ron Francis	132
2.	Kevin Dineen	71
3.	Pat Verbeek	70
4.	Sylvain Turgeon	68
5.	Jeff O'Neill	67
6.	Geoff Sanderson	65
7.	Eric Staal	61
8.	Ray Ferraro	59
9.	Rod Brind'Amour	58
10.	Blaine Stoughton	56

MOST SHORTHANDED GOALS

1.	Dave Tippett	11
2.	Rod Brind'Amour	10
3.	Kevyn Adams	8
	Stewart Gavin	8
5.	Erik Cole	7
	Eric Staal	7
	Kevin Dineen	7
	Ron Francis	7
	Keith Primeau	7
	Paul Ranheim	7

MOST GOAL SEASONS:

20-GOALS	14	Ron Francis
	6	Kevin Dineen
	5	Blaine Stoughton
30-GOALS	4	Blaine Stoughton, Geoff Sanderson, Eric Staal
	3	Ron Francis, Sylvain Turgeon, Kevin Dineen, Jeff O'Neill
40-GOALS	4	Blaine Stoughton;
	2	Kevin Dineen, Pat Verbeek, Geoff Sanderson, Eric Staal
50-GOALS	2	Blaine Stoughton

MOST CONSECUTIVE SEASONS:

20-GOALS	10	Ron Francis (1981-82 to 1990-91)
	6	Kevin Dineen (1984-85 to 1990-91)
	5	Blaine Stoughton (1979-80 to 1983-84)
	5	Pat Verbeek (1989-90 to 1993-94)
30-GOALS	4	Eric Staal (2005-06 to 2008-09)
		Blaine Stoughton (1979-80 to 1982-83)
	3	Jeff O'Neill (2000-01 to 2002-03)
40-GOALS	4	Blaine Stoughton (1979-80 to 1982-83)

MOST GOALS IN A SEASON:

Overall	56	Blaine Stoughton, 1979-80
Defense	20	Zarley Zalapski, 1991-92
Center	45	Eric Staal , 2005-06
Left Wing	46	Geoff Sanderson, 1992-93
Right Wing	56	Blaine Stoughton, 1979-80
Rookie	40	Sylvain Turgeon, 1983-84

MOST POINTS IN A SEASON:

Overall	105	Mike Rogers, 1979-80, 1980-81
Defense	69	Dave Babych, 1985-86
Center	105	Mike Rogers, 1979-80, 1980-81
Left Wing	89	Geoff Sanderson, 1992-93
Right Wing	100	Blaine Stoughton, 1979-80
Rookie	72	Sylvain Turgeon, 1983-84

MOST ASSISTS IN A SEASON:

Overall	69	Ron Francis, 1989-90
Defense	56	Mark Howe, 1979-80
Center	69	Ron Francis, 1989-90
Left Wing	55	Cory Stillman, 2005-06
Right Wing	45	Pat Verbeek, 1989-90
Goaltender	6	Sean Burke, 1995-96
Rookie	43	Ron Francis, 1981-82

MOST PENALTY MINUTES IN A SEASON:

Overall	358	Torrie Robertson, 1985-86
Defense	199	Ed Hospodar, 1982-83
Center	237	Mark Janssens, 1992-93
Left Wing	358	Torrie Robertson, 1985-86
Right Wing	246	Marc Potvin, 1993-94
Goaltender	33	Jason Muzzatti, 1995-96
Rookie	254	Scott Daniels, 1995-96

SINGLE SEASON HIGHS:

Power Play Goals	21	Geoff Sanderson, 1992-93
Shorthanded Goals	5	Kevyn Adams, 2003-04
Game Winning Goals	9	Blaine Stoughton, 1979-80
Hat Tricks	4	Eric Staal , 2008-09
Hat Tricks by a Rookie	2	Ray Ferraro, 1984-85

NHL CAREER GOALTENDING LEADERS

** Minimum 15 Games Played **

	GP	MINS	GA	GAA	W-L-T	SO
1. Trevor Kidd	72	4,043	158	2.34	28-31-9	5
2. Kevin Weekes	119	6,852	275	2.41	39-54-20	11
3. Arturs Irbe	309	17,815	741	2.50	130-121-44	20
4. Tom Barrasso	34	1,908	83	2.61	13-12-5	2
5. Martin Gerber	60	3,493	162	2.78	38-14-6	3
6. Cam Ward	225	12,766	598	2.81	120-77-18	12
7. Michael Leighton	22	1,189	57	2.89	7-8-2	0
7. Sean Burke	281	15,893	819	3.09	107-131-29	11
8. Jeff Reese	37	1,838	96	3.13	8-17-4	2
9. Daryl Reaugh	20	1,010	53	3.15	7-7-1	1
10. John Grahame	45	2,364	125	3.17	15-20-3	0
11. Jason Muzzatti	52	2,604	140	3.23	13-21-8	1
12. Peter Sidorkiewicz	178	10,346	575	3.33	71-79-24	8
13. Mike Liut	252	14,705	823	3.36	115-111-19	13
14. Kay Whitmore	75	4,039	243	3.61	23-33-10	3
15. Al Smith	30	1,754	107	3.66	11-10-8	2
16. Steve Weeks	94	5,286	324	3.68	42-42-6	4
17. Frank Pietrangelo	44	2,663	182	4.10	12-27-3	0
18. Mario Gosselin	23	1,106	78	4.23	5-13-1	0
19. Greg Millen	219	12,963	919	4.25	62-120-33	4
20. John Garrett	122	7,088	506	4.28	36-57-27	0
21. Mike Veisor	69	3,809	309	4.87	17-37-9	3

NHL INDIVIDUAL GAME RECORDS

SINGLE GAME HIGHS FOR:

MOST GOALS	4	Jordy Douglas, Feb. 3, 1980 – In a 5-3 win vs. N.Y. Islanders at Springfield
.....	Ron Francis, Feb. 12, 1984 – In an 11-0 win vs. Edmonton
.....	Eric Staal , March 7, 2009 – In a 9-3 win at Tampa Bay
MOST ASSISTS	6	Ron Francis, March 5, 1987 – In a 10-2 win vs. Boston
MOST POINTS	6	Paul Lawless, Jan. 4, 1987 – In an 8-3 win vs. Toronto (2g, 4a)
.....	Ron Francis, March 5, 1987 – In a 10-2 win vs. Boston (6a)
.....	Ron Francis, Oct. 8, 1989 – In a 9-6 win at Quebec (3g, 3a)
.....	Eric Staal , March 7, 2009 – In a 9-3 win at Tampa Bay
MOST SHOTS	12	Eric Staal , March 28, 2008 – In a 7-1 win vs. Atlanta
MOST PENALTY MINUTES	42	Ed Kastelic, Nov. 10, 1990 – In a 3-2 OT win at Minnesota
.....	He received a minor, 2 majors, a misconduct and 2 game misconducts
.....	Nick Kypreos, Dec. 11, 1992 – In a 9-3 loss at Buffalo
.....	He received 1 minor, 2 majors, 2 misconducts and a game misconduct

ROOKIE SINGLE GAME HIGHS FOR:

MOST GOALS	3	Ray Ferraro, March 29, 1985 – In an 8-7 win vs. Edmonton
.....	Michael Nylander, April 7, 1993 – In a 6-1 win at Ottawa
.....	Erik Cole , Dec. 21, 2001 – In a 5-4 OT win vs. Atlanta
MOST ASSISTS	4	Shane Willis, Jan. 7, 2001 – In a 5-2 win vs. NY Islanders
MOST POINTS	5	Ray Ferraro, March 29, 1985 – In an 8-7 win vs. Edmonton (3g, 2a)
.....	Michael Nylander, April 7, 1993 – In a 6-1 win at Ottawa (3g, 2a)
MOST SHOTS	10	Sylvain Turgeon, Jan. 29, 1984 – In an 5-5 tie vs. Quebec
MOST PENALTY MINUTES	29	Scott Daniels, Jan. 6, 1996 – In a 5-2 loss at Boston
.....	He received a double-minor, a major, a 10-minute misconduct and a game misconduct

OPPONENTS INDIVIDUAL NHL GAME RECORDS

MOST GOALS IN A GAME

5 – Mark Pavelich (N.Y. Rangers), Feb. 23, 1981 in an 11-3 win vs. Hartford; Mats Sundin (Quebec), March 5, 1992 in a 10-4 win at Hartford.

MOST ASSISTS IN A GAME

5 – Owen Nolan (Quebec), March 5, 1992 in a 10-4 win at Hartford; Phil Housley (Winnipeg), Jan. 18, 1993 in an 8-7 win vs. Hartford at Saskatoon; Lyle Odelein (Montreal), Feb. 2, 1994 in a 9-2 win vs. Hartford.

MOST POINTS IN A GAME

7 – Dino Ciccarelli (Washington) (4g, 3a), March 18, 1989 in an 8-2 win at Hartford; Mats Sundin (Quebec) (5g, 2a), March 5, 1992 in a 10-4 win at Hartford.

MOST PENALTY MINUTES IN A GAME

51 – Chris Chelios (Chicago) (3 minors, 1 major, 2 misconducts, 2 game misconducts), Oct. 14, 1993 in a 6-2 loss vs. Hartford. It was the league-high for a player in one game for the season. Chelios also received a four-game suspension and was fined \$500 by the NHL.

TEAM NHL GOALTENDING RECORDS

MOST GAMES

Career	309	Arturs Irbe, 1998-2004
Season	77	Arturs Irbe, 2000-01

MOST MINUTES PLAYED

Career	17,813	Arturs Irbe, 1998-2004
Season	4,405	Arturs Irbe, 2000-01

MOST SHUTOUTS

Career	20	Arturs Irbe, 1998-2003
Season	6	Arturs Irbe, 1998-99, 2000-01 Kevin Weekes, 2003-04; Cam Ward , 2008-09

LOWEST GOALS-AGAINST AVERAGE

Career (min. 30 games)	2.34	Trevor Kidd, 1997-99
Season (min. 10 games)	2.17	Trevor Kidd, 1997-98

MOST WINS

Career	130	Arturs Irbe, 1998-2004
Season	39	Cam Ward , 2008-09

MOST SAVES

Home	52	Mike Veisor, Nov. 2, 1982 in a 7-6 loss vs. Minnesota
Road	57	Cam Ward , Oct. 25, 2008 in a 4-3 win at NY Islanders

LONGEST SHUTOUT SEQUENCE (INDIVIDUAL)

Home	187:58	Sean Burke, Jan. 2-24, 1994. Includes 4-0 shutout vs. Winnipeg on Jan. 5 and 6-0 shutout vs. NY Islanders on Jan. 8
Road	234:28	Trevor Kidd, March 28-April 8, 1998. Includes shutouts against New Jersey (4-0), Montreal (1-0), and Boston (3-0)
Overall	219:2	Trevor Kidd, March 28-April 8, 1998. Includes shutouts over New Jersey (4-0), Montreal (1-0), and Boston (3-0)

LONGEST SHUTOUT SEQUENCE (TEAM)

Home	158:05	Jan. 2-19, 1994. Includes 4-0 shutout vs. Winnipeg on Jan. 5 and 6-0 shutout vs. NY Islanders on Jan. 8
Road	234:28	March 28-April 8, 1998. Includes shutouts over New Jersey (4-0), Montreal (1-0) and Boston (3-0)
Overall	219:21	March 28-April 8, 1998. Includes shutouts over New Jersey (4-0), Montreal (1-0) and Boston (3-0)

BEST WINNING PERCENTAGE

Career (min. 60 decis.)	.573	Cam Ward (120-77-18), 2005-2009
Season (min. 10 decis.)	.707	Martin Gerber (38-14-6), 2005-06

MOST CONSECUTIVE GAMES PLAYED

40 – Arturs Irbe, Nov. 4, 2000-Feb. 7, 2001 (21-15-3)

LONGEST UNDEFEATED STREAK

9 – Arturs Irbe, Dec. 31, 2000-Jan. 18, 2001 (7W, 2T)
9 – **Cam Ward**, March 18-April 7, 2009 (9W)

LONGEST WINNING STREAK

9 – **Cam Ward**, March 18-April 7, 2009

LONGEST WINLESS STREAK

12 – Peter Sidorkiewicz, Jan. 4-Feb. 19, 1992 (7L, 5T)
Jeff Reese, Dec. 4, 1993-April 7, 1994 (9L, 3T)

LONGEST LOSING STREAK

11 – Kevin Weekes, Dec. 27, 2002-Feb. 11, 2003

SEASON	GOAL SCORING	ASSISTS	TOTAL POINTS
1972-73 (WHA)	53—WEBSTER, Tom	61—CAFFERY, Terry	103—WEBSTER, Tom
1973-74 (WHA)	43—WEBSTER, Tom	48—FRENCH, John	72—FRENCH, John
1974-75 (WHA)	40—WEBSTER, Tom	40—FRENCH, John	74—CARLETON, Wayne
1975-76 (WHA)	35—BACKSTROM, Ralph	50—WEBSTER, Tom	83—BACKSTROM, Ralph
1976-77 (WHA)	40—ANTONOVICH, Mike	63—KEON, Dave	90—KEON, Dave
1977-78 (WHA)	34—HOWE, Gordie	62—HOWE, Gordie	96—HOWE, Gordie
1978-79 (WHA)	42—HOWE, Mark	65—HOWE, Mark	107—HOWE, Mark
1979-80 (NHL)	56—STOUGHTON, Blaine*	61—ROGERS, Mike	105—ROGERS, Mike*
1980-81 (NHL)	43—STOUGHTON, Blaine	65—ROGERS, Mike	105—ROGERS, Mike*
1981-82 (NHL)	52—STOUGHTON, Blaine	45—HOWE, Mark	91—STOUGHTON, Blaine
1982-83 (NHL)	45—STOUGHTON, Blaine	59—FRANCIS, Ron	90—FRANCIS, Ron
1983-84 (NHL)	40—TURGEON, Sylvain	60—FRANCIS, Ron	87—JOHNSON, Mark
1984-85 (NHL)	31—TURGEON, Sylvain	57—FRANCIS, Ron	81—FRANCIS, Ron
1985-86 (NHL)	45—TURGEON, Sylvain	55—BABYCH, Dave	79—TURGEON, Sylvain
1986-87 (NHL)	40—DINEEN, Kevin	63—FRANCIS, Ron	93—FRANCIS, Ron
1987-88 (NHL)	27—WILSON, Carey	50—FRANCIS, Ron	75—FRANCIS, Ron
1988-89 (NHL)	45—DINEEN, Kevin	48—FRANCIS, Ron	89—DINEEN, Kevin
1989-90 (NHL)	44—VERBEEK, Pat	69—FRANCIS, Ron*	101—FRANCIS, Ron
1990-91 (NHL)	43—VERBEEK, Pat	71—CULLEN, John (63 with Pit.)	110—CULLEN, John (94 with Pit.)
1991-92 (NHL)	27—CRAVEN, Murray (3 with Phi.)	51—CULLEN, John	77—CULLEN, John
1992-93 (NHL)	46—SANDERSON, Geoff	65—CASSELS, Andrew	89—SANDERSON, Geoff
1993-94 (NHL)	41—SANDERSON, Geoff	42—CASSELS, Andrew	75—VERBEEK, Pat
1994-95 (NHL)	18—SANDERSON, Geoff	30—CASSELS, Andrew	37—CASSELS, Andrew
1995-96 (NHL)	44—SHANAHAN, Brendan	47—BROWN, Jeff (16 with Van.)	78—SHANAHAN, Brendan
1996-97 (NHL)	36—SANDERSON, Geoff	44—CASSELS, Andrew	67—SANDERSON, Geoff
1997-98 (NHL)	26—KAPANEN, Sami	37—KAPANEN, Sami	63—KAPANEN, Sami
	—PRIMEAU, Keith	—PRIMEAU, Keith	—PRIMEAU, Keith
1998-99 (NHL)	30—PRIMEAU, Keith	35—KAPANEN, Sami	62—PRIMEAU, Keith
1999-00 (NHL)	25—O'NEILL, Jeff	50—FRANCIS, Ron	73—FRANCIS, Ron
2000-01 (NHL)	41—O'NEILL, Jeff	50—FRANCIS, Ron	67—O'NEILL, Jeff
2001-02 (NHL)	31—O'NEILL, Jeff	50—FRANCIS, Ron	77—FRANCIS, Ron
2002-03 (NHL)	30—O'NEILL, Jeff	35—FRANCIS, Ron	61—O'NEILL, Jeff
2003-04 (NHL)	19—VASICEK, Josef	33—WILLIAMS, Justin (20 with Phi.)	45—VASICEK, Josef
2005-06 (NHL)	45—STAAL, Eric	55—STAAL, Eric	100—STAAL, Eric
		—STILLMAN, Cory	
2006-07 (NHL)	33—WILLIAMS, Justin	56—BRIND'AMOUR, Rod	83—WHITNEY, Ray
2007-08 (NHL)	38—STAAL, Eric	44—STAAL, Eric	82—STAAL, Eric
2008-09 (NHL)	40—STAAL, Eric	53—WHITNEY, Ray	77—WHITNEY, Ray

SEASON	GAME WINNING GOALS	POWER PLAY GOALS	SHORTHANDED GOALS
1972-73 (WHA)	7—CAFFERY, Terry	12—WEBSTER, Tom	4—EARL, Tom
1973-74 (WHA)	9—WEBSTER, Tom	9—BLACKBURN, Don	2—CHARLEBOIS, Bob
1974-75 (WHA)	9—WEBSTER, Tom	7—BLACKBURN, Don	2—SWAIN, Garry
		—WEBSTER, Tom	
1975-76 (WHA)	11—WEBSTER, Tom	12—PLEAU, Larry	6—EARL, Tom
1976-77 (WHA)	6—ANTONOVICH, Mike	12—LYLE, George	3—McKENZIE, John
1977-78 (WHA)	8—HOWE, Gordie	16—HOWE, Gordie	5—KEON, Dave
1978-79 (WHA)	6—LACROIX, Andre	13—HOWE, Mark	6—HOWE, Mark
1979-80 (NHL)	9—STOUGHTON, Blaine*	16—STOUGHTON, Blaine	2—ROGERS, Mike
			—STOUGHTON, Blaine
1980-81 (NHL)	6—STOUGHTON, Blaine	10—ROGERS, Mike	4—ROGERS, Mike
		—STOUGHTON, Blaine	
1981-82 (NHL)	4—STOUGHTON, Blaine	14—LAROCHE, Pierre	1—Six Players
	—SULLIMAN, Doug		
1982-83 (NHL)	8—STOUGHTON, Blaine	10—STOUGHTON, Blaine	3—JOHNSON, Mark
1983-84 (NHL)	5—FRANCIS, Ron	18—TURGEON, Sylvain	2—QUENNEVILLE, Joel
	—NEUFELD, Ray		
1984-85 (NHL)	4—MALONE, Greg	12—NEUFELD, Ray	4—DINEEN, Kevin
1985-86 (NHL)	8—DINEEN, Kevin	14—FERRARO, Ray	3—Four Players
1986-87 (NHL)	7—FRANCIS, Ron	14—FERRARO, Ray	3—TIPPETT, Dave
	—DINEEN, Kevin		
1987-88 (NHL)	8—WILSON, Carey	13—TURGEON, Sylvain	3—GAVIN, Stewart
1988-89 (NHL)	7—FERRARO, Ray	20—DINEEN, Kevin	2—TIPPETT, Dave
1989-90 (NHL)	5—FRANCIS, Ron	15—FRANCIS, Ron	2—Four Players
	—VERBEEK, Pat		
	—YOUNG, Scott		
1990-91 (NHL)	5—VERBEEK, Pat	15—VERBEEK, Pat	1—Five Players
1991-92 (NHL)	4—CRAVEN, Murray	13—BROWN, Rob	4—CRAVEN, Murray
1992-93 (NHL)	6—VERBEEK, Pat	21—SANDERSON, Geoff*	3—CASSELS, Andrew
1993-94 (NHL)	6—SANDERSON, Geoff	15—VERBEEK, Pat	1—Seven Players
		—SANDERSON, Geoff	(Paul Ranheim had 2, both with CHI)

LEADERS BY SEASON

SEASON	GAME WINNING GOALS	POWER PLAY GOALS	SHORTHANDED GOALS
1994-95 (NHL)	4—SANDERSON, Geoff	4—SANDERSON, Geoff —RICE, Steven —CARSON, Jimmy	1—TURCOTTE, Darren —KRON, Robert —NIKOLISHIN, Andrei
1995-96 (NHL)	7—SANDERSON, Geoff	17—SHANAHAN, Brendan	2—SHANAHAN, Brendan —SANDERSON, Geoff
1996-97 (NHL)	4—KRON, Robert —DINEEN, Kevin —SANDERSON, Geoff	12—SANDERSON, Geoff	3—PRIMEAU, Keith —RANHEIM, Paul
1997-98 (NHL)	5—KAPANEN, Sami	7—PRIMEAU, Keith —O'NEILL, Jeff	3—PRIMEAU, Keith
1998-99 (NHL)	7—KAPANEN, Sami	9—PRIMEAU, Keith	2—RANHEIM, Paul
1999-00 (NHL)	7—O'NEILL, Jeff	12—ROBERTS, Gary	1—KRON, Robert —BRIND'AMOUR, Rod —WESTLUND, Tommy
2000-01 (NHL)	6—WILLIS, Shane	17—O'NEILL, Jeff	2—OZOLINSH, Sandis —DIMAIO, Rob
2001-02 (NHL)	6—O'NEILL, Jeff	14—FRANCIS, Ron	2—BRIND'AMOUR, Rod
2002-03 (NHL)	7—O'NEILL, Jeff	11—O'NEILL, Jeff	2—COLE, Erik
2003-04 (NHL)	5—VASICEK, Josef	7—O'NEILL, Jeff	5—ADAMS, Kevyn*
2005-06 (NHL)	8—COLE, Erik	19—BRIND'AMOUR, Rod —STAAL, Eric	4—STAAL, Eric —WILLIAMS, Justin
2006-07 (NHL)	8—WILLIAMS, Justin	12—STAAL, Eric —WILLIAMS, Justin	2—BRIND'AMOUR, Rod —COMMODORE, Mike —LaROSE, Chad —WILLIAMS, Justin
2007-08 (NHL)	7—STAAL, Eric	14—STAAL, Eric	2—WALKER, Scott
2008-09 (NHL)	8—STAAL, Eric	14—STAAL, Eric	2—CULLEN, Matt 2—LaROSE, Chad

SEASON	GOALS-AGAINST AVERAGE	SHUTOUTS	PENALTY MINUTES
1972-73 (WHA)	3.18—SMITH, Al	3—SMITH, Al	114—SELWOOD, Brad
1973-74 (WHA)	3.08—SMITH, Al	2—SMITH, Al	148—LEY, Rick
1974-75 (WHA)	3.47—SMITH, Al	2—SMITH, Al	144—FOTIU, Nick
1975-76 (WHA)	3.42—ABRAHAMSSON, Christer	2—ABRAHAMSSON, Christer	205—BUSNIUK, Ron
1976-77 (WHA)	3.12—RAEDER, Cap	2—RAEDER, Cap	215—BUTTERS, Bill
1977-78 (WHA)	3.22—SMITH, Al	3—LEVASSEUR, Louis	192—CARLSON, Jack
1978-79 (WHA)	3.31—SMITH, Al	2—GARRETT, John	148—HANGSLEBEN, Alan
1979-80 (NHL)	3.66—SMITH, Al	2—SMITH, Al	107—FOTIU, Nick
1980-81 (NHL)	4.48—VEISOR, Mike	1—VEISOR, Mike	190—ROWE, Tom
1981-82 (NHL)	4.21—GARRETT, John	—NONE	242—HOWATT, Garry
1982-83 (NHL)	4.83—MILLEN, Greg	1—MILLEN, Greg —VEISOR, Mike	216—ADAMS, Greg
1983-84 (NHL)	3.71—MILLEN, Greg	2—MILLEN, Greg	198—ROBERTSON, Torrie
1984-85 (NHL)	3.58—LIUT, Mike	2—WEEKES, Steve	337—ROBERTSON, Torrie
1985-86 (NHL)	3.61—LIUT, Mike	2—LIUT, Mike	358—ROBERTSON, Torrie*
1986-87 (NHL)	3.23—LIUT, Mike	4—LIUT, Mike*	202—MacDERMID, Paul
1987-88 (NHL)	3.18—LIUT, Mike	2—LIUT, Mike	291—ROBERTSON, Torrie
1988-89 (NHL)	3.03—SIDORKIEWICZ, Peter	4—SIDORKIEWICZ, Peter	181—SAMUELSSON, Ulf
1989-90 (NHL)	2.64—LIUT, Mike	3—LIUT, Mike	228—VERBEEK, Pat
1990-91 (NHL)	3.15—REAUGH, Daryl	1—REAUGH, Daryl —SIDORKIEWICZ, Peter	246—VERBEEK, Pat
1991-92 (NHL)	3.34—SIDORKIEWICZ, Peter	3—WHITMORE, Kay	243—VERBEEK, Pat
1992-93 (NHL)	3.94—GOSSELIN, Mario	—NONE	325—KYPREOS, Nick
1993-94 (NHL)	2.99—BURKE, Sean	2—BURKE, Sean	246—POTVIN, Marc
1994-95 (NHL)	2.68—BURKE, Sean	—NONE	141—CHASE, Kelly
1995-96 (NHL)	3.11—BURKE, Sean	4—BURKE, Sean	254—DANIELS, Scott
1996-97 (NHL)	2.69—BURKE, Sean	4—BURKE, Sean	218—GRIMSON, Stu
1997-98 (NHL)	2.17—KIDD, Trevor*	3—KIDD, Trevor	204—GRIMSON, Stu
1998-99 (NHL)	2.22—IRBE, Arturs	6—IRBE, Arturs*	178—ROBERTS, Gary
1999-00 (NHL)	2.42—IRBE, Arturs	5—IRBE, Arturs	90—PRATT, Nolan
2000-01 (NHL)	2.45—IRBE, Arturs	6—IRBE, Arturs*	159—KARPA, Dave
2001-02 (NHL)	2.54—IRBE, Arturs	3—IRBE, Arturs	106—LANGDON, Darren
2002-03 (NHL)	2.55—WEEKES, Kevin	5—WEEKES, Kevin	141—HILL, Sean
2003-04 (NHL)	2.41—WEEKES, Kevin	6—WEEKES, Kevin*	127—BOULERICE, Jesse
2005-06 (NHL)	2.78—GERBER, Martin	3—GERBER, Martin	138—COMMODORE, Mike
2006-07 (NHL)	2.85—GRAHAME, John	2—WARD, Cam	113—COMMODORE, Mike
2007-08 (NHL)	2.75—WARD, Cam	4—WARD, Cam	115—WALKER, Scott
2008-09 (NHL)	2.44—WARD, Cam	6—WARD, Cam	79—RUUTU, Tuomo

STREAKS / SUPERLATIVES / HOME / AWAY

LONGEST UNBEATEN STREAKS OVERALL

Jan. 20-Feb. 10, 1982	10	6w-4t
March 18-April 7, 2009	9	9w
Dec. 31-Jan. 19, 2006	9	9w
Oct. 22-Nov. 11, 2005	9	9w
Dec. 31-Jan. 18, 2001	9	7w-2t
March 9-29, 1985	9	7w-2t
March 15-April 1, 1986	8	6w-2t
Oct. 17-Nov. 4, 1987	7	5w-2t

AT HOME

Feb. 20-April 7, 2009	12	12w
Dec. 31-Jan. 28, 2006	9	9w
Dec. 15-Jan. 18, 2001	9	8w-1t
Jan. 23-Mar. 21, 2002	8	1w-7t
March 15-April 5, 1986	7	5w-2t
Oct. 18-Nov. 1, 1980	6	4w-2t
March 10-29, 1985	6	5w-1t
Feb. 25-March 7, 1987	6	5w-1t
Nov. 28-Dec. 23, 1992	6	3w-3t
Nov. 2-19, 2001	6	4w-2t

ON ROAD

Nov. 11-Dec. 5, 1996	8	4w-4t
Jan. 23-Feb. 10, 1982	6	3w-3t
Nov. 30-Dec. 26, 1989	6	5w-1t
Nov. 10-Dec. 7, 1990	6	6w

LONGEST WIN STREAKS OVERALL

March 18-April 7, 2009	9
Dec. 31-Jan. 19, 2006	9; Oct. 22-Nov. 11, 2005
	9

AT HOME

Feb. 20-April 7, 2009	12
-----------------------	----

ON ROAD

Nov. 10-Dec. 7, 1990	6
----------------------	---

MONTHLY SUPERLATIVES RECORDS

	BEST W-L-T/OTL	PTS	MONTHLY	WORST W-L-T/OTL	PTS
OCTOBER					
1986-87	8-4-3	19	1979-80	2-4-4	8
2005-06	8-2-1	17	1993-94	3-8-1	7
2007-08	7-3-3	17	1981-82	1-4-5	7
2001-02	6-5-0-2	14	1982-83	2-6-2	6
			1992-93	3-8-0	6
NOVEMBER					
2006-07	9-5-1	19	1980-81	3-8-2	8
2002-03	6-3-3-2	17	1982-83	3-8-1	7
2005-06	8-5-0	16	1992-93	3-8-1	7
1986-87	7-3-2	16	1984-85	2-7-2	6
2001-02	6-6-4-0	16			
DECEMBER					
2001-02	8-2-1-3	20	1999-00	3-8-1	7
2005-06	8-3-3	19	1991-92	3-8-1	7
1986-87	8-5-3	19	1995-96	2-10-3	7
2006-07	7-6-1	15	1979-80	1-8-3	5
1989-90	7-4-1	15			
2008-09	6-4-3	15			
JANUARY					
2005-06	13-1-0	26	2002-03	2-10-1-2	7
2000-01	8-4-2-0	18	1996-97	3-10-1	7
1995-96	8-4-1	17	1980-81	2-10-3	7
1987-88	8-6-1	17	1982-83	3-10-1	7
1998-99	6-4-3	15	1992-93	3-11-1	7
1985-86	7-6-0	14	1991-92	1-7-3	5
2008-09	7-6-0	14			
FEBRUARY					
1979-80	7-5-2	16	1984-85	3-9-2	8
1983-84	7-5-1	15	2002-03	1-6-3-1	6
1986-87	7-4-0	15	1992-93	3-7-0	6
2007-08	7-5-1	15	1982-83	3-10-0	6
2008-09	7-6-0	14	1985-86	2-10-1	5
1990-91	6-5-2	14	2001-02	2-3-1	5
			2005-06	2-3-0	4
MARCH					
2008-09	10-1-2	22	2002-03	4-9-2-0	10
1985-86	9-3-2	20	1990-91	3-8-4	10
2005-06	9-5-2	20	1993-94	4-10-1	9
1989-90	9-5-2	20	1980-81	3-9-2	8
1986-87	9-4-1	19	1982-83	3-10-1	7
2007-08	9-2-1	19			
APRIL					
1994-95	6-8-0	12	2006-07	2-2-0	4
			2007-08	1-2-0	2
			2003-04	0-1-1-0	1
			2002-03	0-3-0-0	0

BEST ALL-TIME HOME STANDS

(unbeaten records do not include games lost in overtime or a shootout)

THREE-GAME STANDS

Team was unbeaten in the following:

3-0-0	Jan. 21-24, 1988
	March 21-25, 1990
	Oct. 7-14, 1995
	March 13-18, 1996
	March 18-23, 2001
	Oct. 24-28, 2005
	Jan. 10-Jan. 15, 2006
	March 18-21, 2009
2-0-1	Nov. 21-25, 1979
	Jan. 27-31, 1982
	March 6-10, 1982
	March 27-April 2, 1983
	Oct. 24-31, 1987
	Dec. 29-Jan. 4, 1991-92
	Nov. 29-Dec. 4, 1998
	Nov. 2-6, 2001

FOUR-GAME STANDS

Team was unbeaten in the following:

4-0-0	March 17-24, 1985
3-0-1	Oct. 18-25, 1980

BEST ALL-TIME ROAD TRIPS

(unbeaten records do not include games lost in overtime or a shootout)

THREE-GAME TRIPS

Team was unbeaten in the following:

2-0-1	Feb. 1-5, 1984
	Dec. 18-21, 1987
	Nov. 12-16, 1996
	April 1-4, 2001
	Dec. 26-31, 2001

FOUR-GAME TRIPS

Team was unbeaten in the following:

2-0-2	Feb. 2-10, 1982
	Nov. 29-Dec. 5, 1996
1-0-3-0	Oct. 18-25, 2003

Team earned at least one point in the following:

2-0-1-1	Feb. 23-29, 2004
----------------	------------------

FIVE-GAME STANDS

Team was unbeaten in the following:

5-0-0	Dec. 13-Dec. 23, 2005
4-0-1	Dec. 31-Jan. 9, 2000-01
3-0-2	March 22-April 1, 1986

SIX-GAME STANDS

Team was unbeaten in the following:

5-0-1	Feb. 25-March 7, 1987
--------------	-----------------------

SEVEN-GAME STANDS

Team had two seven-game home stands:

4-2-1	Feb. 21-March 7, 1997
4-3-0-0	Dec. 27-Jan. 8, 2003-04

NINE-GAME STANDS

Team earned points in each game of its lone nine-game home stand:

4-0-3-2	Oct. 30-Nov. 19, 2002
----------------	-----------------------

FIVE-GAME TRIPS

Team's best records:

4-1-0	Feb. 28-March 8, 1998
3-0-0-2	March 13-20, 2004
3-2-0	Jan. 24-Feb. 1, 1987
	Jan. 11-19, 1988
2-1-2	March 4-11, 2006
2-1-1-1	Feb. 1-14, 2001

SIX-GAME TRIPS

Team's only six-game road trips:

5-1-0	Jan. 30-Feb. 11, 1996
3-1-2	Oct. 6-22, 2007
	Oct. 17-30, 2008
3-2-1	Feb. 1-12, 1994
	Nov. 29-Dec. 10, 2005
2-4-0	Jan. 25-Feb 8, 1997

SEVEN-GAME TRIP

Team's only seven-game road trip:

3-3-1	Oct. 7-21, 2006
--------------	-----------------

EIGHT-GAME TRIP

Team's only eight-game road trip:

5-3-0	Feb. 7-March 7, 2002
--------------	----------------------

BEST COMEBACKS

MARCH 19, 1980 (AT HARTFORD) — Hartford trailed Montreal in the third period 5-1, but came back with four goals to tie the game. Blaine Stoughton tied the game at 19:48 of the third period.

FEBRUARY 15, 1981 (AT HARTFORD) — The Whalers trailed Chicago 4-1 at the 14-minute mark of the second period, but came back to gain a 4-4 tie. Pat Boutette scored the tying goal at 2:20 of the third period.

NOVEMBER 20, 1982 (AT HARTFORD) — Hartford trailed Calgary 3-0 after the first period, but eventually gained a 4-4 tie when Pierre Larouche scored with just 36 seconds to play in the third period.

FEBRUARY 1, 1984 (AT DETROIT) — Hartford trailed Detroit 6-3 with 10 minutes left in the game, but came back to get a 6-6 tie on goals by Ray Neufeld, Risto Siltanen and then Ron Francis with just 2:03 to play.

OCTOBER 10, 1985 (AT BUFFALO) — Buffalo jumped off to a quick 3-0 lead in the season opener, but the Whalers battled back and eventually posted a 5-4 victory on Bobby Crawford's goal at 18:49 of the third period.

NOVEMBER 9, 1985 (AT QUEBEC) — Hartford trailed Quebec 3-0 after two periods but came back with four goals in the third period to win it 4-3. Joel Quenneville scored the winner for Hartford at 15:24 of the final period.

DECEMBER 13, 1985 (AT BUFFALO) — Hartford trailed Buffalo 4-1 in the second period but eventually posted a 5-4 victory. Paul Lawless, who had three goals in the game, scored the game-winner at 19:18 of the third period.

OCTOBER 11, 1986 (AT HARTFORD) — Hartford trailed Calgary 5-2 in the third period of the season opener, but scored four straight goals in the final 13:28 of play to post a 6-5 victory. Joel Quenneville scored the dramatic game-winner at 19:40 with the Whalers shorthanded.

NOVEMBER 16, 1987 (AT MONTREAL) — Hartford trailed Montreal 3-0 midway through the game, but goals by Mike Millar, Brent Peterson and Stewart Gavin (Gavin's with 37 seconds left in regulation time) gave Hartford a 3-3 tie.

DECEMBER 8, 1988 (AT HARTFORD) — Hartford trailed the New York Rangers 4-1 at 15:24 of the second period. Ron Francis tallied a late goal in that stanza to reduce the deficit to 4-2, and then the Whalers registered three goals in a span of 9:42 of the third period to win it. Tom Martin scored the game-winner at 14:44.

JANUARY 19, 1989 (AT HARTFORD) — Montreal built up a 4-0 lead by the 13:01 mark of the second period. Dave Tippett scored late in the second stanza to make it 4-1, and the Whalers registered four goals in a 5:43 span of the third period to take the lead, with Jody Hull getting the eventual game-winner. Kevin Dineen scored into an empty net to clinch the 6-4 win.

NOVEMBER 23, 1990 (AT BOSTON) — Hartford trailed Boston 3-0 after two periods but took advantage of two major penalties by the Bruins to score four power-play goals to beat the Bruins 4-3. Pat Verbeek had two goals and two assists to pace the victory.

DECEMBER 13, 1991 (AT BUFFALO) — Hartford trailed Buffalo 3-0 after the first period but scored five unanswered second period goals, two by Zarley Zalapski, en route to an 8-4 win. It was Friday the 13th.

FEBRUARY 9, 1992 (AT HARTFORD) — Down 4-1 in the third period, Hartford scored three goals in a span of 3:25 to tie the Minnesota North Stars 4-4. Jim McKenzie scored two goals, Steve Konroyd the other. Zarley Zalapski had three assists.

FEBRUARY 27, 1993 (AT QUEBEC) — Down 3-0 after the first 8:19 of the game, Hartford scored five unanswered goals in a 5-3 win.

APRIL 10, 1994 (AT TAMPA BAY) — Down 3-0 after the first 3:58 of the game, Hartford scored three times in 4:58 to tie the score after the first period. They went on to win 6-4.

MARCH 14, 1995 (AT NY ISLANDERS) — Down 3-0 before scoring at 7:50 of the second period, Hartford scored five straight goals to take a 5-3 lead by 2:41 of the third period. They went on to win 6-4.

NOVEMBER 23, 1997 (AT CALGARY) — Calgary jumped out to a 3-0 lead in the second period before Carolina responded with a goal with one minute remaining in the period and two scores in the third to end up with a 3-3 tie. Nelson Emerson scored the game-tying goal with 5:24 left in the third period.

NOVEMBER 5, 1998 (AT NY ISLANDERS) — After allowing three goals in the first 11:59 of the game, Carolina scored in the first and second periods to close the gap to 3-2 entering the third period. Carolina tallied three goals (Jeff O'Neill, Martin Gelinas, Kent Manderville) in a 3:20 span early in the third period for a 6-3 victory.

MARCH 15, 1999 (AT PHOENIX) — Carolina surrendered two goals to Phoenix in the first 1:12 of the game and trailed 3-1 after the first period. After trading goals in the second period, Carolina was in a 5-2 hole with 11:51 remaining. Ron Francis and Jeff O'Neill tallied goals in a 5:57 span to close the deficit to one. Martin Gelinas notched the game-tying goal with 1:34 remaining in the third period to tie the game 5-5.

JANUARY 7, 2000 (AT ANAHEIM) — After trailing 4-0 to Anaheim midway through the second period, Andrei Kovalenko scored at the 17:34 mark of the second period. Jeff O'Neill scored twice and Glen Wesley added another in the third period to tie the score at 4-4.

***MAY 9, 2002 (AT MONTREAL)** — In Game 4 of the Eastern Conference Semifinals, Carolina trailed Montreal 3-0 heading into the third period. Sean Hill scored a power play goal at 3:57 of the third period and Bates Battaglia cut the lead to one at 12:43. Erik Cole tied the game with 41 seconds left in regulation with Carolina skating with an extra attacker. Then, defenseman Niclas Wallin won it with a shot from the right point at 3:14 of the overtime period to give Carolina the momentum and propel the Hurricanes to the series victory in six games.

***JUNE 5, 2006 (AT CAROLINA)** — In Game 1 of the Stanley Cup Finals, Carolina trailed Edmonton 3-0 before Rod Brind'Amour put the Hurricanes on the board with 2:43 remaining in the second period. Ray Whitney opened the third period with an even-strength goal at the 1:40 mark and added a power-play goal at 5:09 to even the score 3-3. Justin Williams gave Carolina a 4-3 lead at the 10:02 mark before Edmonton's Ales Hemsky tied it 4-4 with 6:29 remaining in regulation. Brind'Amour iced the game with 32 seconds remaining in regulation to give Carolina its first Stanley Cup Finals victory en route to a 4-3 series triumph and the franchise's first championship.

JANUARY 11, 2007 (AT CAROLINA) — Trailing 3-0 after two periods, Chad LaRose broke up Alex Auld's shutout bid 1:40 into the third frame. Subsequently, Erik Cole (3:06), Scott Walker (8:02), Cory Stillman (9:35) and Craig Adams (10:02) combined for four more goals in the 9:22 following LaRose's tally to give Carolina a 5-3 lead. Olli Jokinen made the game 5-4 with 56 seconds remaining in regulation, but former Panthers winger Ray Whitney iced the 6-4 win for Carolina with just 13 seconds to play.

APRIL 7, 2007 (AT CAROLINA) — In the final game of the season, Carolina trailed Florida 4-1, 12:14 into the second period with David Tanabe's goal at 5:46 of the second the lone high point for the home team. Then, 5:31 into the third period, Tanabe again scored to bring the Hurricanes to within two goals. At the 12:13 mark of the third, Erik Cole scored to make it 4-3, followed by Eric Staal who tied the game with just 4:23 remaining in regulation. John Grahame stopped Bryan Allen's penalty shot 2:37 into overtime, and Rod Brind'Amour sent the Hurricanes into the offseason with a win when he beat netminder Craig Anderson with 24 seconds left in the extra frame.

OCTOBER 11, 2008 (AT TAMPA BAY) — In just the second game of the regular season, Carolina trailed 3-0 late in the second period. Rod Brind'Amour got the Hurricanes' rally started with less than one minute remaining in the second frame, and Matt Cullen used a power-play goal 1:56 into the third to cut the Lightning lead to one. Eric Staal tied the game 3-3 with 10:04 remaining in regulation. The Hurricanes peppered goaltender Mike Smith with five shots in the overtime period, the last coming when Staal notched his second of the game with 24 seconds remaining. It marked just the second three-goal comeback for Carolina since the team's relocation in 1997.

***APRIL 28, 2009 (AT NEW JERSEY)** — THE SHOCK AT THE ROCK: Carolina trailed New Jersey 3-2 with 1:20 remaining in Game 7 of the Eastern Conference Quarterfinals at the Prudential Center when Jussi Jokinen one-timed a pass from Joni Pitkanen to tie the game. Eric Staal then notched the game-winner when he fired a shot under Martin Brodeur's right shoulder with 32 seconds remaining. Staal's goal marked the latest game-winning goal in the third period of a Game 7 in Stanley Cup playoffs history, and Jokinen's and Staal's goals in the final 1:20 also marked the latest in a Game 7 that a team trailed in regulation and came back to win.

** Playoff game*

1979-80 THROUGH 2008-09

(Minimum 70-Game Season For "Fewest" Records; OTLs do not count as losses)

		—OVERALL—			—AT HOME—			—ON ROAD—		
POINTS:	MOST	112	(2005-06)		64	(2005-06)		48	(2001-02, 2005-06)	
	FEWEST	45	(1982-83)		29	(1992-93)		14	(1982-83)	
WINS:	MOST	52	(2005-06)		31	(2005-06)		21	(1989-90, 2005-06)	
	FEWEST	19	(1982-83)		12	(1992-93, 2002-03)		5	(1979-80)	
LOSSES:	MOST	54	(1982-83)		25	(1992-93)		32	(1982-83)	
	FEWEST	22	(2005-06)		8	(2005-06)		13	(2001-02)	
TIES:	MOST	19	(1979-80)		11	(2001-02)		13	(1979-80)	
	FEWEST	4	(1985-86)		2	(1985-86, 1988-89)		1	(1992-93, 1997-98)	
GOALS SCORED:	MOST	332	(1985-86)		181	(1985-86)		151	(1985-86)	
	FEWEST	171	(2002-03)		84	(2002-03)		83	(2000-01)	
GOALS ALLOWED:	MOST	403	(1982-83)		176	(1992-93)		234	(1982-83)	
	FEWEST	202	(1998-99)		96	(1998-99)		106	(1998-99)	
SHUTOUTS:	MOST	8	(1998-99)		5	(1998-99)		3	(1984-85, 1989-90, 1997-98, 1998-99, 1999-00, 2003-04, 2005-06, 2007-08, 2008-09)	
	FEWEST	0	(1981-82, 1992-93)		0	(1981-82, 1982-83, 1992-93)		0	(1979-80, 1980-81, 1992-93, 1996-97)	
TIMES SHUTOUT:	MOST	8	(1995-96, 2006-07)		6	(2002-03)		7	(1995-96)	
	FEWEST	1	(1982-83, 1988-89, 2008-09)		0	(1979-80, 1980-81, 1986-87, 1988-89, 1990-91, 1998-99)		0	(2008-09)	
SHOTS TAKEN:	MOST	2675	(2008-09)		1425	(2007-08)		1334	(2008-09)	
	FEWEST	2142	(1998-99)		1081	(1998-99)		1046	(1979-80)	
SHOTS AGAINST:	MOST	2871	(1982-83)		1373	(1982-83)		1501	(1992-93)	
	FEWEST	2131	(1989-90)		963	(1989-90)		1069	(2000-01)	
PP CHANCES:	MOST	531	(2005-06)		281	(2005-06)		250	(2005-06)	
	FEWEST	217	(1979-80)		118	(1979-80)		99	(1979-80)	
PP GOALS:	MOST	95	(2005-06)		48	(1989-90, 2005-06, 2007-08)		47	(2005-06)	
	FEWEST	41	(2003-04)		19	(2003-04)		14	(1979-80)	
OPP. PP GOALS:	MOST	107	(1992-93)		47	(1992-93)		60	(1992-93)	
	FEWEST	40	(1999-00)		12	(1999-00)		26	(2000-01)	
SH SITUATIONS:	MOST	493	(1992-93)		238	(2005-06)		260	(1992-93)	
	FEWEST	248	(1979-80)		123	(1979-80)		125	(1979-80)	
SH GOALS:	MOST	17	(2005-06)		8	(1985-86)		11	(2005-06)	
	FEWEST	3	(1988-89, 1999-00)		1	(1988-89)		0	(1979-80)	
OPP. SH GOALS:	MOST	18	(1988-89)		12	(1988-89)		9	(1980-81, 2000-01)	
	FEWEST	1	(1979-80)		0	(1979-80)		1	(1979-80)	
PIMS:	MOST	2354	(1992-93)		1213	(1989-90)		1353	(1992-93)	
	FEWEST	799	(1999-00)		381	(2008-09)		421	(2008-09)	
OPPONENT PIMS:	MOST	2244	(1992-93)		1017	(1989-90)		1258	(1987-88)	
	FEWEST	756	(1979-80)		395	(1979-80)		361	(1979-80)	

SPECIAL TEAMS HISTORY

Power Play			NHL	Shorthanded			NHL	Power Play			NHL	Shorthanded			NHL
Year	GF – Opp.	Pct.	Rank	GA – Opp.	Pct.	Rank	Year	GF – Opp.	Pct.	Rank	GA – Opp.	Pct.	Rank		
1979-80	42 – 216	19.4%	15	64 – 249	74.3%	17	1994-95	30 – 174	17.2%	14	37 – 185	80.0%	22		
1980-81	60 – 318	18.9%	18	80 – 328	75.6%	14	1995-96	67 – 372	18.0%	13	83 – 429	80.7%	19		
1981-82	68 – 292	23.3%	10	78 – 283	72.4%	20	1996-97	58 – 321	18.1%	4	51 – 332	84.6%	10		
1982-83	51 – 264	19.3%	20	70 – 293	76.1%	12	1997-98	50 – 378	13.2%	18	58 – 391	85.2%	12		
1983-84	80 – 329	24.3%	5	68 – 301	77.4%	12	1998-99	42 – 382	11.0%	27	51 – 346	85.3%	12		
1984-85	73 – 321	22.7%	10	62 – 324	80.9%	4	1999-00	58 – 342	17.0%	9	40 – 253	84.2%	15		
1985-86	83 – 378	22.0%	11	72 – 376	80.9%	4	2000-01	72 – 382	18.8%	8	45 – 351	87.2%	2		
1986-87	73 – 352	20.7%	11	71 – 336	78.9%	12	2001-02	63 – 391	16.1%	12	54 – 332	83.7%	20		
1987-88	84 – 477	17.6%	17	67 – 426	84.3%	1	2002-03	58 – 420	13.8%	27	71 – 392	81.9%	22		
1988-89	87 – 418	20.8%	10	70 – 377	81.4%	7	2003-04	41 – 384	10.7%	30	66 – 359	81.6%	25		
1989-90	80 – 398	20.1%	13	74 – 401	81.5%	4	2005-06	95 – 531	17.9%	17	81 – 445	81.8%	19		
1990-91	73 – 403	18.1%	15	72 – 369	80.5%	11	2006-07	67 – 447	15.0%	25	61 – 395	84.6%	6		
1991-92	73 – 414	17.6%	15	86 – 396	78.3%	18	2007-08	79 – 420	18.8%	8	75 – 355	78.9%	26		
1992-93	78 – 444	17.6%	19	107 – 493	78.3%	19	2008-09	70 – 374	18.7%	18	59 – 301	80.4%	19		
1993-94	61 – 408	15.0%	23	88 – 416	78.8%	24	TL: 1916 – 10750	17.8%		1961 – 10234	80.8%				

SEASON RECORDS

LONGEST WIN STREAK

	9	OCT. 22 – NOV. 11, 2005; DEC. 31, 2005 – JAN. 19, 2006; MARCH 18 – APRIL 7, 2009
AT HOME	12	Feb. 20, – April 7, 2009
ON ROAD	6	Nov. 10 – Dec. 7, 1990

LONGEST UNBEATEN STREAK

	10	JAN. 20 – FEB. 10, 1982 (6W, 4T)
AT HOME	12	Feb. 20, – April 7, 2009
ON ROAD	8	Nov. 11 – Dec. 5, 1996 (4W, 4T)

LONGEST WINLESS STREAK

	14	JAN. 4 – FEB. 9, 1992 (8L, 6T)
AT HOME	13	Jan. 15 – March 10, 1985 (11L, 2T)
ON ROAD	15	Nov. 11, 1979 – Jan. 9, 1980 (11L, 4T) and Jan. 7, 2003 – March 2, 2003 (11L, 2T, 2 OTL)

LONGEST LOSING STREAK

	9	FEB. 19 – MARCH 8, 1983
AT HOME	7	Dec. 27, 2002 – Jan. 20, 2003
ON ROAD	13	Dec. 18, 1982 – Feb. 5, 1983

MOST CONSECUTIVE TIES

	3	MARCH 19 – 22, 1980 (ALL WERE 5-5 TIES)
AT HOME	7	Jan. 23 – March 18, 2002
ON ROAD	3	March 9 – 22, 1980

MOST CONSECUTIVE NON-TIE GAMES

	39	MARCH 16, 1985 – DEC. 14, 1985 (23W, 16L)
AT HOME	44	March 17, 1985 – March 22, 1986 (25W, 19L)
ON ROAD	34	Oct. 26, 1997 – April 19, 1998 (17W, 17L)

80-OR-MORE-POINT-MEN IN A SEASON

MOST	3	1979-80 (Mike Rogers 105, Blaine Stoughton 100, Mark Howe 80) 1992-93 (Geoff Sanderson 89, Andrew Cassels 86, Pat Verbeek 82)
FEWEST	0	1985-86, 1987-88, 1991-92, 1993-94, 1995-96, 1996-97, 1997-98, 1998-99, 1999-00, 2000-01, 2001-02, 2002-03, 2003-04, 2008-09

90-OR-MORE-POINT-MEN IN A SEASON

MOST	2	1979-80 (Mike Rogers 105, Blaine Stoughton 100)
FEWEST	0	1983-84, 1984-85, 1985-86, 1987-88, 1988-89, 1991-92, 1992-93, 1993-94, 1995-96, 1996-97, 1997-98, 1998-99, 1999-00, 2000-01, 2001-02, 2002-03, 2003-04, 2006-07, 2007-08, 2008-09

100-OR-MORE-POINT-MEN IN A SEASON

MOST	2	1979-80 (Mike Rogers 105, Blaine Stoughton 100)
FEWEST	0	1981-82, 1982-83, 1983-84, 1984-85, 1985-86, 1987-88, 1988-89, 1991-92, 1992-93, 1993-94, 1995-96, 1996-97, 1997-98, 1998-99, 1999-00, 2000-01, 2001-02, 2002-03, 2003-04, 2006-07, 2007-08, 2008-09

20-OR-MORE-GOAL-SCORERS IN A SEASON

MOST	8	1986-87 (Kevin Dineen 40, John Anderson 31, Ron Francis 30, Ray Ferraro 27, Sylvain Turgeon 23, Paul Lawless 22, Dean Evason 22, Stewart Gavin 20)
FEWEST	0	2003-04

30-OR-MORE-GOAL-SCORERS IN A SEASON

MOST	4	2005-06 (Eric Staal 45, Justin Williams 31, Rod Brind'Amour 31, Erik Cole 30)
FEWEST	0	1987-88, 1991-92, 1997-98, 1999-00, 2003-04

40-OR-MORE-GOAL-SCORERS IN A SEASON

MOST	2	1979-80 (Blaine Stoughton 56, Mike Rogers 44) 1980-81 (Blaine Stoughton 43, Mike Rogers 40) 1988-89 (Kevin Dineen 45, Ray Ferraro 41)
FEWEST	0	1984-85, 1987-88, 1991-92, 1996-97, 1997-98, 1998-99, 1999-00, 2001-02, 2002-03, 2003-04, 2006-07, 2007-08

50-OR-MORE-GOAL-SCORERS IN A SEASON

MOST	1	1979-80 (Blaine Stoughton 56) 1981-82 (Blaine Stoughton 52)
FEWEST	0	1980-81, 1982-83, 1983-84, 1984-85, 1985-86, 1986-87, 1987-88, 1988-89, 1989-90, 1990-91, 1991-92, 1992-93, 1993-94, 1995-96, 1996-97, 1997-98, 1998-99, 1999-00, 2000-01, 2001-02, 2002-03, 2003-04, 2005-06, 2006-07, 2007-08, 2008-09

40-OR-MORE-ASSIST-MEN IN A SEASON

MOST	4	1979-80 (Mike Rogers 61, Mark Howe 56, Dave Keon 52, Blaine Stoughton 44) 1985-86 (Dave Babych 55, Ron Francis 53, Ray Ferraro 47, John Anderson 45) 1988-89 (Ron Francis 48, Kevin Dineen 44, Dave Babych 41, Scott Young 40) 1989-90 (Ron Francis 69, Pat Verbeek 45, Kevin Dineen 41, Scott Young 40) 1992-93 (Andrew Cassels 65, Zarley Zalapski 51, Pat Verbeek 43, Geoff Sanderson 43)
FEWEST	0	1997-98, 1998-99, 2002-03, 2003-04

50-OR-MORE-ASSIST-MEN IN A SEASON

MOST	3	1979-80 (Mike Rogers 61, Mark Howe 56, Dave Keon 52)
FEWEST	0	1981-82, 1988-89, 1993-94, 1995-96, 1996-97, 1997-98, 1998-99, 2002-03, 2003-04, 2007-08

60-OR-MORE-ASSIST-MEN IN A SEASON

MOST	1	1979-80 (Mike Rogers 61), 1980-81 (Mike Rogers 65), 1983-84 (Ron Francis 60), 1986-87 (Ron Francis 63), 1989-90 (Ron Francis 69), 1990-91 (John Cullen 71: 63/Pitt., 8/HFD), 1992-93 (Andrew Cassels 65)
FEWEST	0	1981-82, 1982-83, 1984-85, 1985-86, 1987-88, 1988-89, 1991-92, 1993-94, 1995-96, 1996-97, 1997-98, 1998-99, 1999-00, 2000-01, 2001-02, 2002-03, 2003-04, 2006-07, 2007-08

100-PENALTY-MINUTE-MEN IN A SEASON

MOST	11	1990-91
FEWEST	0	1999-00, 2008-09

150-PENALTY-MINUTE-MEN IN A SEASON

MOST	5	1989-90, 1992-93
FEWEST	0	1979-80, 1999-00, 2001-02, 2002-03, 2006-07, 2007-08, 2008-09

200-PENALTY-MINUTE-MEN IN A SEASON

MOST	3	1992-93 (Nick Kypreos 325, Mark Janssens 237, Jim McKenzie 202)
FEWEST	0	1979-80, 1980-81, 1983-84, 1988-89, 1998-99, 1999-00, 2000-01, 2001-02, 2002-03, 2006-07, 2007-08, 2008-09

SINGLE GAME RECORDS

MOST GOALS SCORED

AT HOME	11	Feb. 12, 1984 — In an 11-0 win vs. Edmonton Oct. 19, 1985 — In an 11-6 win vs. Montreal Jan. 17, 1986 — In an 11-6 win vs. Quebec
ON ROAD	9	Nov. 27, 1985 — In a 9-0 win at Los Angeles March 30, 1989 — In a 9-5 win at Pittsburgh Oct. 8, 1989 — In a 9-6 win at Quebec March 7, 2009 — In a 9-3 win at Tampa Bay

MOST GOALS ALLOWED

AT HOME	10	Feb. 10, 1985 — In a 10-4 loss vs. Quebec March 5, 1992 — In a 10-4 loss vs. Quebec
ON ROAD	12	Feb. 1, 1983 — In a 12-3 loss at Quebec

LARGEST WINNING MARGIN

AT HOME	11 goals	Feb. 12, 1984 — In an 11-0 win vs. Edmonton
ON ROAD	9 goals	Nov. 27, 1985 — In a 9-0 win at Los Angeles

MOST GOALS SCORED BY BOTH TEAMS

AT HOME	17	Oct. 19, 1985 — In an 11-6 win vs. Montreal Jan. 17, 1986 — In an 11-6 win vs. Quebec
ON ROAD	15	Feb. 22, 1982 — In an 8-7 loss at Minnesota Feb. 1, 1983 — In a 12-3 loss at Quebec Dec. 22, 1984 — In a 10-5 loss at Montreal Oct. 8, 1989 — In a 9-6 win at Quebec Jan. 18, 1993 — In an 8-7 loss vs. Winnipeg at Saskatoon

LARGEST LOSING MARGIN

AT HOME	9 goals	Nov. 12, 2005 — In a 9-0 loss vs. Atlanta
ON ROAD	9 goals	Dec. 6, 1982 — In an 11-2 loss at Montreal Feb. 1, 1983 — In a 12-3 loss at Quebec

MOST SHOTS TAKEN

AT HOME	65	March 15, 1984 — In a 5-3 win vs. Toronto
ON ROAD	49	April 5, 1995 — In a 8-4 win at Pittsburgh Feb. 8, 2000 — In a 4-3 win at NY Islanders Dec. 16, 2001 — In a 7-0 win at Pittsburgh March 17, 2004 — In a 3-2 win at Chicago

MOST SHOTS ALLOWED

AT HOME	59	Nov. 2, 1982 — In a 7-6 loss vs. Minnesota
ON ROAD	60	Oct. 25, 2008 — In a 4-3 win at NY Islanders

MOST SHOTS ON GOAL BY BOTH TEAMS IN ONE GAME

AT HOME	91	Feb. 14, 1982 — Hartford had 40 shots, Islanders 51 in a 9-1 loss vs. NY Islanders March 7, 1982 — Hartford had 51 shots, Kings 40 in a 7-6 win vs. Los Angeles
ON ROAD	95	March 21, 1982 — Hartford had 44 shots, Flyers 51 in a 5-3 loss at Philadelphia

FEWEST SHOTS TAKEN

AT HOME	14	Jan. 28, 1995 — In a 2-1 loss vs. Florida Jan. 20, 2004 — In a 3-1 loss vs. Ottawa
ON ROAD	10	Jan. 30, 1999 — In a 3-1 win at Montreal

FEWEST SHOTS ALLOWED

AT HOME	10	March 26, 2000 — In a 4-1 win vs. NY Islanders March 22, 2007 — In a 4-3 win vs. Washington
ON ROAD	11	Dec. 16, 2001 — In a 7-0 win at Pittsburgh

FEWEST SHOTS ON GOAL BY BOTH TEAMS

AT HOME	33	Nov. 20, 1993 — Hartford took 20 shots, Sharks 13 in a 3-2 loss vs. San Jose
ON ROAD	35	March 8, 2001 — Carolina had 20 shots, Lightning 15 in a 1-0 loss at Tampa Bay

MOST PENALTY MINUTES

AT HOME	89	March 31, 1982 — In a 5-1 loss vs. Montreal (7 minors, 5 majors, 4 misconducts, 1 game misconduct)
ON ROAD	125	Oct. 12, 1992 — In a 6-2 loss at NY Rangers (15 minors, 5 majors, 4 misconducts, 2 game misconducts)

MOST PENALTY MINUTES BY AN OPPONENT

AT HOME	108	March 31, 1982 — In a 5-1 loss vs. Montreal. (9 minors, 6 majors, 4 misconducts, 2 game misconducts)
ON ROAD	106	Jan. 11, 1982 — In a 6-2 loss at Quebec (6 minors, 5 majors, 7 misconducts)

MOST PENALTY MINUTES BY BOTH TEAMS

AT HOME	197	March 31, 1982 — In a 6-1 loss vs. Montreal. Hartford had 89 minutes, Canadiens 108
ON ROAD	222	Jan. 11, 1982 — In a 6-2 loss at Quebec. Hartford had 115 minutes, Nordiques 107

FEWEST PENALTY MINUTES

AT HOME	0	Nov. 10, 1999 — In a 2-0 loss vs. NY Islanders April 4, 2008 — In a 4-3 loss vs. Florida
ON ROAD	0	Jan. 26, 1980 — In a 3-2 loss at NY Islanders Nov. 24, 2008 — In a 3-2 loss at Florida

FEWEST PENALTY MINUTES BY AN OPPONENT

AT HOME	2	Nov. 24, 1979 — Quebec in a 5-3 win Nov. 30, 1979 — Pittsburgh in a 7-5 loss Jan. 24, 1980 — Montreal in a 7-2 win Feb. 8, 1980 — Colorado in a 4-4 tie April 6, 1980 — Detroit in a 5-3 loss March 18, 1980 — Montreal in a 9-3 loss Jan. 9, 1982 — Buffalo in a 3-2 win Nov. 26, 1982 — Chicago in a 4-3 win Dec. 10, 1998 — Boston in a 3-2 loss Jan. 4, 1999 — Ottawa in a 4-4 tie
ON ROAD	0	Jan. 26, 1980 — NY Islanders in a 3-2 win Dec. 30, 1981 — Winnipeg in a 6-1 loss Jan. 8, 2009 — Florida in a 4-2 win

FEWEST PENALTY MINUTES BY BOTH TEAMS

AT HOME	4	Nov. 30, 1979 — Hartford and Pittsburgh each received a minor penalty in a 7-5 win April 6, 1980 — Hartford and Detroit each received a minor penalty in a 5-3 win Dec. 10, 1998 — Carolina and Boston each received a minor penalty in a 3-2 loss Nov. 10, 1999 — NY Islanders received two minor penalties while Carolina did not commit a penalty in a 2-0 loss
ON ROAD	0	Jan. 26, 1980 — Neither Hartford nor NY Islanders received a penalty in a 3-2 loss

MOST GOALS SCORED

FIRST PERIOD

AT HOME	7	Oct. 19, 1985 — In an 11-6 win vs. Montreal
ON ROAD	5	March 4, 2006 — In an 7-5 win at Pittsburgh

SECOND PERIOD

AT HOME	7	April 4, 1980 — In a 9-2 win vs. Quebec
ON ROAD	6	March 7, 2009 — In a 9-3 win at Tampa Bay

THIRD PERIOD

AT HOME	6	Dec. 27, 1981 — In a 7-3 win vs. Toronto Jan. 11, 2007 — In a 6-4 win vs. Florida
ON ROAD	5	Oct. 25, 1983 — In an 8-5 win at Los Angeles Oct. 26, 1988 — In a 7-1 win at Buffalo

MOST GOALS ALLOWED

FIRST PERIOD

AT HOME	5	Dec. 26, 1981 — In a 9-6 loss vs. Boston March 15, 1988 — In an 8-6 loss vs. Calgary Oct. 9, 1993 — In a 5-2 loss vs. Philadelphia Nov. 12, 2005 — In a 9-0 loss vs. Atlanta
ON ROAD	6	Feb. 1, 1983 — In a 12-3 loss at Quebec

SECOND PERIOD

AT HOME	6	Jan. 29, 1991 — In an 8-1 loss vs. NY Islanders Dec. 26, 1998 — In a 6-3 loss vs. NY Rangers
ON ROAD	6	Jan. 30, 1996 — In an 8-2 loss at San Jose

THIRD PERIOD

AT HOME	6	Nov. 12, 1985 — In an 8-1 loss vs. Los Angeles
ON ROAD	7	Dec. 6, 1982 — In an 11-2 loss at Montreal

MOST GOALS SCORED BY BOTH TEAMS

FIRST PERIOD

AT HOME	9	Feb. 25, 1984 — Hartford 5 goals, Flyers 4 in a 9-7 win vs. Philadelphia Oct. 19, 1985 — Hartford scored 7 goals, Canadiens 2 in an 11-6 win vs. Montreal
ON ROAD	8	Jan. 2, 1983 — Hartford scored 3 goals, Sabres 5 in an 8-4 loss at Buffalo Dec. 9, 1989 — Hartford scored 6 goals, Devils 2 in a 7-3 win at New Jersey Nov. 1, 1991 — Hartford and Red Wings each scored 4 goals in an 8-5 loss at Detroit

SECOND PERIOD

AT HOME	8	Nov. 30, 1979 — Hartford scored 5 goals, Penguins 3 in a 7-5 win vs. Pittsburgh April 4, 1980 — Hartford scored 7 goals, Nordiques 1 in a 9-2 win vs. Quebec Dec. 26, 1980 — Hartford scored 4 goals, Penguins 4 in a 9-7 win vs. Pittsburgh Nov. 18, 1981 — Hartford scored 5 goals, Maple Leafs 3 in an 8-5 win vs. Toronto March 7, 1982 — Hartford scored 5 goals, Kings 3 in a 7-6 win vs. Los Angeles March 28, 1987 — Hartford scored 4 goals, Penguins 4 in a 5-4 win vs. Pittsburgh Oct. 22, 1988 — Hartford scored 4 goals, Flyers 4 in an 8-6 win vs. Philadelphia
ON ROAD	8	Jan. 18, 1993 — Hartford scored 5 goals, Jets 3 in an 8-7 loss vs. Winnipeg at Saskatoon

THIRD PERIOD

AT HOME	8	March 15, 1986 — Hartford scored 5 goals, Blackhawks 3 in an 11-4 win vs. Chicago
ON ROAD	7	Feb. 23, 1980 — Hartford scored 3 goals, Flames 4 in a 6-5 loss at Atlanta Feb. 22, 1982 — Hartford scored 3 goals, North Stars 4 in an 8-7 loss at Minnesota Dec. 6, 1982 — Hartford scored 0 goals, Canadiens 7 in an 11-2 loss at Montreal Oct. 25, 1983 — Hartford scored 5 goals, Kings 2 in an 8-5 win at Los Angeles Oct. 23, 1984 — Hartford scored 1 goal, Flames 6 in a 9-4 loss at Atlanta Dec. 1, 1984 — Hartford scored 2 goals, Nordiques 5 in an 8-4 loss at Quebec Dec. 22, 1984 — Hartford scored 3 goals, Canadiens 4 in a 10-5 loss at Montreal Dec. 4, 1985 — Hartford scored 3 goals, Flames 4 in an 8-5 loss at Calgary Feb. 27, 1992 — Hartford scored 4 goals, Penguins 3 in an 8-4 win at Pittsburgh

SINGLE PERIOD RESULTS

MOST SHOTS TAKEN

FIRST PERIOD

AT HOME	26	Feb. 26, 1989 — 8-6 win vs. Pittsburgh
ON ROAD	23	Dec. 28, 1995 — 9-4 loss at Pittsburgh Feb. 23, 1996 — 5-4 loss at Pittsburgh

SECOND PERIOD

AT HOME	32	March 15, 1984 — 5-3 win vs. Toronto
ON ROAD	24	Dec. 13, 1991 — 8-4 win at Buffalo Oct. 22, 2005 — 4-0 win at Washington

THIRD PERIOD

AT HOME	24	Dec. 8, 1983 — 8-6 loss vs. Toronto April 7, 2009 — 9-0 loss vs. NY Islanders
ON ROAD	24	April 2, 2002 — 4-3 loss at Ottawa

OVERTIME

AT HOME	9	April 7, 2007 — 5-4 win vs. Florida
ON ROAD	10	March 5, 2004 — 3-2 win at Atlanta

MOST SHOTS ALLOWED

FIRST PERIOD

AT HOME	22	Feb. 15, 1983 — 5-2 loss vs. Los Angeles
ON ROAD	23	Nov. 7, 1982 — 6-2 loss at Washington Oct. 8, 1992 — 3-2 OT loss at Boston

SECOND PERIOD

AT HOME	24	Nov. 2, 1982 — 7-6 loss vs. Minnesota
ON ROAD	24	Feb. 27, 1982 — 7-1 loss at Washington April 13, 1992 — 6-3 loss at Boston Nov. 13, 1992 — 8-2 loss at Buffalo

THIRD PERIOD

AT HOME	28	Jan. 30, 1982 — 3-2 win vs. Boston
ON ROAD	24	Feb. 19, 1981 — 6-2 loss at Pittsburgh Feb. 15, 2000 — 5-1 loss at Ottawa

OVERTIME

AT HOME	7	Jan. 25, 2002 — 1-1 tie vs. Florida Feb. 21, 2003 — 2-2 tie vs. Florida
ON ROAD	8	Dec. 12, 1997 — 3-2 loss at Buffalo

MOST SHOTS ON GOAL TAKEN BY BOTH TEAMS

FIRST PERIOD

AT HOME	41	Feb. 15, 1983 — Hartford had 19 shots, Kings 22 in a 5-2 loss vs. Los Angeles Feb. 25, 1984 — Hartford had 24 shots, Flyers 17 in a 9-7 win vs. Philadelphia
ON ROAD	36	Feb. 23, 1996 — Hartford had 23 shots, Penguins 13 in a 5-4 loss at Pittsburgh

SECOND PERIOD

AT HOME	39	March 15, 1984 — Hartford had 32 shots, Maple Leafs 7 in a 5-3 win vs. Toronto
ON ROAD	39	Dec. 10, 2001 — Carolina had 21 shots, Rangers 18 in a 4-3 OT win at NY Rangers

THIRD PERIOD

AT HOME	34	Oct. 11, 1986 — Hartford had 17 shots, Flames 17 in a 6-5 win vs. Calgary
ON ROAD	34	Nov. 5, 1980 — Hartford had 21 shots, Blues 13 in a 6-1 loss at St. Louis Oct. 28, 1983 — Hartford had 16 shots, Canucks 18 in a 5-4 OT loss at Vancouver Nov. 27, 1991 — Hartford had 16 shots, Flyers 18 in a 7-3 win at Philadelphia Feb. 6, 1992 — Hartford had 15 shots, Kings 19 in a 5-5 tie at Los Angeles

OVERTIME

AT HOME	13	April 7, 2007 — Carolina had 9 shots, Panthers 4 in a 5-4 win vs. Florida
ON ROAD	12	Jan. 7, 2003 — Carolina had 8 shots, Thrashers 4 in a 3-3 tie at Atlanta March 5, 2004 — Carolina had 10 shots, Thrashers 2 in a 3-2 OT win at Atlanta

FEWEST SHOTS TAKEN

FIRST PERIOD

AT HOME	1	March 19, 1991 — 1-1 tie vs. Boston; Nov. 26, 2008 — 1-3 loss vs. Philadelphia
ON ROAD	1	March 26, 1980 — 7-0 loss at Winnipeg; Nov. 15, 1990 — 4-2 win at New Jersey Nov. 22, 2006 — 4-2 loss at NY Islanders

SECOND PERIOD

AT HOME	2	Nov. 19, 1988 — 5-2 loss vs. Calgary; Nov. 30, 1988 — 6-3 loss vs. Montreal March 4, 1989 — 6-1 loss vs. Montreal; Jan. 28, 1992 — 4-3 loss vs. Minnesota
ON ROAD	0	March 8, 1984 — 3-2 loss at Montreal

THIRD PERIOD

AT HOME	1	Dec. 18, 2002 — 1-1 tie vs. Tampa Bay; Nov. 16, 2008 — 3-2 OT win vs. Tampa Bay
ON ROAD	0	Jan. 30, 1999 — 3-1 win at Montreal; Oct. 29, 2002 — 2-1 win at New Jersey March 6, 2006 — 2-1 loss at NY Rangers

FEWEST SHOTS ALLOWED

FIRST PERIOD

AT HOME	1	March 28, 2002 — 4-1 win vs. Philadelphia; March 22, 2007 — 4-3 win vs. Washington Feb. 20, 2009 — 4-1 win vs. Tampa Bay
ON ROAD	1	March 28, 1989 — 4-2 loss at Buffalo; March 21, 1999 — 3-2 OT loss at Dallas March 8, 2001 — 1-0 loss at Tampa Bay; Dec. 28, 2006 — 4-1 loss at Buffalo

SECOND PERIOD

AT HOME	2	Feb. 6, 1991 — 5-1 win vs. Edmonton; Nov. 20, 1993 — 3-2 loss vs. San Jose March 21, 2002 — 3-2 win vs. Florida; Nov. 27, 2005 — 5-2 loss vs. Atlanta April 7, 2009 — 9-0 win vs. NY Islanders
ON ROAD	2	Feb. 3, 1990 — 5-1 win at Quebec; Jan. 6, 1998 — 4-2 loss at NY Rangers Nov. 24, 2000 — 3-1 win at Boston; Feb. 7, 2001 — 2-1 OT win at Phoenix Dec. 15, 2002 — 2-1 loss at Minnesota; Jan. 15, 2004 — 5-4 loss at Tampa Bay

THIRD PERIOD

AT HOME	0	Dec. 11, 1985 — 3-1 loss vs. Montreal; March 29, 2003 — 3-1 loss vs. Buffalo
ON ROAD	0	Feb. 8, 2001 — 4-2 loss at Los Angeles; Feb. 3, 2004 — 3-1 loss at Colorado

FEWEST SHOTS ON GOAL TAKEN BY BOTH TEAMS

FIRST PERIOD

AT HOME	7	Nov. 24, 1979 — Hartford had 5 shots, Nordiques 2 in a 4-4 tie vs. Quebec Dec. 6, 1986 — Hartford had 2 shots, Red Wings 5 in a 4-1 loss vs. Detroit Oct. 23, 1993 — Hartford had 4 shots, Sabres 3 in a 3-3 tie vs. Buffalo Oct. 20, 1998 — Carolina had 4 shots, Canucks 3 in a 3-1 win vs. Vancouver Dec. 4, 1998 — Carolina had 3 shots, Penguins 4 in a 3-3 tie vs. Pittsburgh
ON ROAD	6	March 28, 1989 — Hartford had 5 shots, Sabres 1 in a 4-2 loss at Buffalo

SECOND PERIOD

AT HOME	8	March 25, 1989 — Hartford had 5 shots, Blues 3 in a 4-0 win vs. St. Louis
ON ROAD	8	March 13, 1990 — Hartford had 4 shots, Canucks 4 in a 1-0 win at Vancouver Feb. 26, 1999 — Carolina had 4 shots, Canucks 4 in a 1-0 loss at Vancouver Nov. 19, 1999 — Carolina had 3 shots, Capitals 5 in a 3-3 tie at Washington

THIRD PERIOD

AT HOME	7	Feb. 18, 1986 — Hartford had 5 shots, Canucks 2 in a 5-4 win vs. Vancouver Jan. 3, 1998 — Carolina had 2 shots, Stars 5 in a 6-1 loss vs. Dallas
ON ROAD	5	Oct. 6, 1982 — Hartford had 4 shots, Canadiens 1 in a 2-1 loss at Montreal

SINGLE PERIOD RESULTS

RAPID SCORING RECORDS

FASTEST GOALS

Two	6 seconds
Three	1 minute, 3 seconds
Four	2 minutes, 28 seconds
Five	7 minutes, 32 seconds

March 28, 1987 — Sylvain Turgeon scored twice (13:59 and 14:05) in the second period of a 5-4 win vs. Pittsburgh.
 Jan. 4, 1987 — Stewart Gavin (14:08), Paul Lawless (14:15) and Dave Babych (15:11) scored first period goals in an 8-3 win vs. Toronto.
 Feb. 26, 1989 — Jody Hull (18:52) and Brian Lawton (19:20) scored at end of the first period, and Ron Francis (0:27) and Jody Hull (1:20) scored at the beginning of the second period in an 8-6 win vs. Pittsburgh.
 Oct. 25, 1983 — Sylvain Turgeon (2:24), Bob Crawford (2:52), Ron Francis (4:59) and Blaine Stoughton (9:06 and 9:56) scored third period goals in an 8-5 win at Los Angeles.

FASTEST GOALS BY OPPOSITION

Two	8 seconds
Three	45 seconds
Four	1 minutes, 33 seconds
Five	3 minutes, 23 seconds

Dec. 23, 1980 — Bill Derlago (1:44) and John Anderson (1:52) scored the first two goals of the game for the Maple Leafs in a 7-2 win at Toronto.
 March 25, 1981 — Wayne Gretzky (19:04), Mark Messier (19:18) and Glenn Anderson (19:49) scored third period goals for the Oilers in a 7-2 loss vs. Edmonton. (All three goals were scored after Hartford goalie Mike Veisor had been removed for an extra attacker.)
 Nov. 21, 1992 — Andrei Kovalenko (4:01), Gino Cavallini (4:48), Bill Lindsay (5:18) and Claude Lapointe (5:34) scored second period goals for the Nordiques in an 8-2 loss at Quebec.
 Dec. 6, 1982 — Mark Napier (11:44), Pierre Mondou (12:07), Ryan Walter (13:33), Guy Lafleur (14:08) and Keith Acton (15:07) scored third period goals for the Canadiens in an 11-2 loss at Montreal.

FASTEST GOALS BY BOTH TEAMS

Two	4 seconds
Three	32 seconds
Four	1 minute, 15 seconds
Five	2 minutes, 34 seconds

Jan. 19, 1980 — Chicago's Bob Murray (19:50) and Hartford's Jody Douglas (19:54) scored third period goals in a 5-3 win at Chicago.
 March 28, 1987 — Pittsburgh's Mario Lemieux (13:33) and Hartford's Sylvain Turgeon (13:59 and 14:05) scored second period goals in a 5-4 win vs. Pittsburgh.
 April 10, 1994 — Tampa Bay's John Tucker (3:11), Denis Savard (3:30 and 3:58) and Hartford's Robert Kron (4:26) scored first period goals in a 6-4 win vs. Tampa Bay.
 April 10, 1994 — Tampa Bay's John Tucker (3:11), Denis Savard (3:30 and 3:58) and Hartford's Robert Kron (4:26) and Jocelyn Lemieux (5:45) scored first period goals in a 6-4 win vs. Tampa Bay.

FASTEST GOAL AT THE START OF A PERIOD

FIRST PERIOD

HARTFORD/CAROLINA OPPONENTS	9 seconds	Shane Willis, Nov. 12, 2000 in a 4-0 win vs. Ottawa
	7 seconds	Dave (Tiger) Williams, Feb. 14, 1987 in a 5-2 loss at Los Angeles

SECOND PERIOD

HARTFORD/CAROLINA OPPONENTS	10 seconds	Randy Cunneynworth, Feb. 18, 1990 in a 6-4 win at Buffalo
	6 seconds	Barry Pederson, Nov. 12, 1986 in a 4-3 win at Vancouver

THIRD PERIOD

HARTFORD/CAROLINA OPPONENTS	8 seconds	Ron Francis, Feb. 12, 1984 in an 11-0 win vs. Edmonton
	*4 seconds	Denis Savard, Jan. 12, 1986 in a 4-3 loss vs. Chicago (*This tied an NHL record for the fastest goal at the start of a period.)

OVERTIME

HARTFORD/CAROLINA OPPONENTS	16 seconds	Jeff O'Neill, Jan. 28, 2000 in a 4-3 win vs. New Jersey
	9 seconds	Kelly Miller, Jan. 16, 1999 in a 3-2 loss vs. Washington

TEAM HAT TRICKS

SCORER	DATE	OPP.	GOALTENDER(S)	SCORER	DATE	OPP.	GOALTENDER(S)
1. Blaine Stoughton	11/21/79	Buffalo	Don Edwards	52. Murray Craven	12/7/91	Buffalo	Clint Malarchuk
2. Jordy Douglas	1/17/80	Pittsburgh	Greg Millen	53. John Cullen	2/4/92	at San Jose	Jeff Hackett
3. Mike Rogers	1/30/80	Boston	Gerry Cheevers	54. Geoff Sanderson	11/28/92	Boston	Rejean Lemelin
4. Jordy Douglas (2)*	2/3/80	NY Islanders	Glenn Resch	55. Pat Verbeek	2/20/93	Edmonton	Bill Ranford
5. Mark Howe	10/9/80	at St. Louis	Mike Liut	56. Geoff Sanderson (2)	2/21/93	Pittsburgh	Tom Barrasso
6. Mike Rogers (2)	11/26/80	Winnipeg	P. Hamel (1)/L. Middlebrook (2)	57. Pat Verbeek (2)	2/28/93	NY Islanders	Mark Fitzpatrick
7. Mike Rogers (3)	12/3/80	at Vancouver	Richard Brodeur	58. Michael Nylander	4/7/93	at Ottawa	Dan Berthiaume
8. Mike Rogers (4)	1/28/81	Colorado	Al Smith (2)/ENG (1)	59. Pat Verbeek (3)	10/14/93	at Chicago	E. Belfour (2)/J. Hackett (1)
9. Warren Miller	2/8/81	at Philadelphia	Phil Myre	60. Pat Verbeek (4)	12/7/93	at Washington	R. Tabaracci (2)/D. Beaupre (1)
10. Dave Debol	3/10/81	at Detroit	Gilles Gilbert	61. Geoff Sanderson (3)	2/15/95	Montreal	Patrick Roy
11. Rick Meagher	10/17/81	Detroit	C. Micalfe (2)/G. Gilbert (1)	62. Steve Rice	3/29/95	at Florida	J. Vanbiesbrouck (2)/M. Fitzpatrick (1)
12. Blaine Stoughton (2)	12/27/81	Toronto	Michel Larocque	63. Igor Chibirev	4/5/95	at Pittsburgh	Wendell Young
13. Blaine Stoughton (3)	1/3/82	Pittsburgh	Paul Harrison	64. Geoff Sanderson (4)	12/28/95	at Pittsburgh	Ken Wregget
14. Doug Sulliman	1/25/82	at Chicago	Warren Skorodenski	65. Brendan Shanahan	2/23/96	at Pittsburgh	Ken Wregget
15. Blaine Stoughton (4)	3/7/82	Los Angeles	Doug Keans	66. Geoff Sanderson (5)	3/2/96	Florida	John Vanbiesbrouck
16. Pierre Larouche	10/16/82	Vancouver	Richard Brodeur	67. Jeff O'Neill	1/31/97	Anaheim	Guy Hebert
17. Blaine Stoughton (5)	12/11/82	Philadelphia	Pelle Lindbergh	68. Kent Manderville	3/12/97	Boston	Jim Carey (2)/ENG (1)
18. Mark Johnson	2/12/83	at NY Islanders	Billy Smith (2)/ENG (1)	69. Sami Kapanen	11/12/97	at Edmonton	Curtis Joseph
19. Blaine Stoughton (6)	2/13/83	Toronto	Mike Palmateer	70. Sami Kapanen (2)	3/15/98	Edmonton	Curtis Joseph
20. Ron Francis	3/6/83	Quebec	Dan Bouchard	71. Gary Roberts	4/9/98	Toronto	Glenn Healy
21. Mark Johnson (2)	12/3/83	St. Louis	Rick Heinz	72. Bates Battaglia	3/8/00	Chicago	Jocelyn Thibault (2)/ENG (1)
22. Ron Francis (2)*	2/12/84	Edmonton	G. Fuhr (2)/A. Moog (1)	73. Rod Brind'Amour	1/7/01	NY Islanders	Wade Flaherty
23. Greg Malone	2/12/84	Edmonton	G. Fuhr (2)/A. Moog (1)	74. Shane Willis	2/21/01	Atlanta	Damian Rhodes
24. Torrie Robertson	3/4/84	Boston	Doug Keans	75. Sandis Ozolinsh (2)	3/4/01	at Chicago	Jocelyn Thibault
25. Tony Currie	3/25/84	Quebec	Clint Malarchuk	76. Sami Kapanen (3)	11/27/01	at Toronto	Curtis Joseph
26. Ron Francis (3)	1/8/85	at Toronto	Rick St. Croix	77. Erik Cole	12/21/01	Atlanta	Milan Hnilecka
27. Mark Johnson (3)	1/26/85	at Boston	Pete Peeters	78. Erik Cole (2)	11/23/02	at Montreal	Jose Theodore
28. Sylvain Turgeon	3/3/85	Vancouver	Frank Caprice	79. Jan Hlavac	11/29/02	Detroit	Curtis Joseph
29. Ray Ferraro	3/23/85	Boston	Doug Keans	80. Josef Vasicek	10/28/03	San Jose	Vesa Toskala
30. Ray Ferraro (2)	3/29/85	Edmonton	G. Fuhr (1)/A. Moog (2)	81. Radim Vrbata	11/29/03	Pittsburgh	Sebastian Caron
31. Ron Francis (4)	10/19/85	Montreal	Patrick Roy	82. Jeff O'Neill (2)	1/16/04	Atlanta	Byron Dafeo
32. Ron Francis (5)	11/23/85	Winnipeg	D. Bouchard (2)/B. Hayward (1)	83. Erik Staal	10/28/05	Philadelphia	Antero Niittymaki
33. Paul Lawless	12/13/85	at Buffalo	Tom Barrasso	84. Kevyn Adams	11/17/05	NY Rangers	Henrik Lundqvist
34. Sylvain Turgeon (2)	12/18/85	Calgary	Rejean Lemelin	85. Kevyn Adams (2)	12/6/05	at Anaheim	J.S. Giguere
35. Dean Evason	1/7/86	at Calgary	Rejean Lemelin	86. Erik Staal (2)	1/15/06	St. Louis	Curtis Sanford
36. Kevin Dineen	1/7/86	at Calgary	Rejean Lemelin	87. Erik Cole (3)	1/31/06	at Montreal	Jose Theodore
37. John Anderson	3/18/86	at Detroit	Greg Stefan (2)/ENG (1)	88. Justin Williams	10/16/06	at Tampa Bay	Marc Denis (2)/Johan Holmqvist (1)
38. Kevin Dineen (2)	12/21/86	at NY Rangers	John Vanbiesbrouck	89. Erik Cole (4)	11/9/06	Washington	Brent Johnson
39. Ray Ferraro (3)	2/18/87	at New Jersey	Alan Chevrier	90. Erik Staal (3)	11/18/06	Dallas	Marty Turco (2)/ENG (1)
40. Sylvain Turgeon (3)	3/28/87	Pittsburgh	Pat Riffin	91. Ray Whitney	2/8/07	at Boston	Tim Thomas
41. Ron Francis (6)	11/18/87	Buffalo	D. Puppa (2)/J. Cloutier (1)	92. Rod Brind'Amour (2)	10/27/07	at NY Islanders	Rick DiPietro (2)/Wade Dubielewicz (1)
42. Ray Ferraro (4)	11/26/88	at Quebec	Mario Gosselin	93. Cory Stillman	11/5/07	Washington	Olaf Kolzig
43. Ron Francis (7)	1/27/89	at New Jersey	Craig Billington	94. Erik Staal (4)	1/18/08	Edmonton	Mathieu Garon (2)/Dwayne Roloson (1)
44. John Anderson (2)	2/11/89	Winnipeg	Daniel Berthiaume	95. Joe Corvo	3/16/08	Ottawa	Martin Gerber
45. Jody Hull	2/26/89	Pittsburgh	T. Barrasso (1)/W. Young (2)	96. Chad LaRose	4/2/08	Tampa Bay	Mike Smith
46. Kevin Dineen (3)	3/8/89	Edmonton	Bill Ranford (2)/ENG (1)	97. Erik Staal (5)	11/21/08	Phoenix	Ilya Bryzgalov
47. Ron Francis (8)	10/8/89	at Quebec	R. Tugnutt (1)/S. Fiset (1)/ENG (1)	98. Erik Staal (6)	12/26/08	at Atlanta	Johan Hedberg
48. Kevin Dineen (4)	11/4/89	Los Angeles	Kelly Hrudey	99. Matt Cullen	2/22/09	Colorado	Andrew Raycroft (2)/ENG (1)
49. Ray Ferraro (5)	12/9/89	New Jersey	S. Burke (2)/C. Terreri (1)	100. Ray Whitney (2)	3/6/09	Calgary	Curtis McElhinney
50. Kevin Dineen (5)	3/6/90	at NY Islanders	Mark Fitzpatrick	101. Erik Staal (7)*	3/7/09	at Tampa Bay	Mike McKenna (2)/Kari Ramo (2)
51. Ron Francis (9)	2/13/91	Detroit	Tim Cheveldae	102. Erik Staal (8)	4/7/09	NY Islanders	Yann Danis (1)/Joey MacDonald (2)

*Indicates a 4-goal game • ENG = Empty Net Goal

HAT TRICKS

OPPONENTS' HAT TRICKS

SCORER	TEAM	DATE	GOALTENDER
Bill Harris	at N.Y. Islanders	10/20/79	John Garrett
Wilf Paiement	at Colorado	12/15/79	John Garrett
Steve Shutt*	Montreal	1/24/80	John Garrett
Peter McNab	Boston	2/27/80	John Garrett (2)/Al Smith (1)
Dave Christian	at Winnipeg	3/26/80	Al Smith
Dennis Maruk	Washington	11/15/80	John Garrett
Anders Hedberg	at N.Y. Rangers	11/16/80	Ken Holland
Ron Sedlbauer	at Chicago	11/23/80	Mike Veisor
Darryl Sittler*	at Toronto	1/24/81	John Garrett
Reggie Leach	at Philadelphia	2/8/81	John Garrett
Kent Nilsson	at Calgary	2/27/81	John Garrett
Glenn Anderson	Edmonton	3/25/81	Mike Veisor (2)/ENG (1)
Mario Tremblay	Montreal	10/15/81	Greg Millen
Doug Risebrough	at Montreal	11/29/81	Greg Millen
Don Marcotte	Boston	12/26/81	Greg Millen
Doug Shedden	at Pittsburgh	1/2/82	John Garrett
Wayne Gretzky	at Edmonton	2/19/82	Greg Millen
Chris Valentine*	at Washington	2/27/82	Greg Millen
Pierre Mondou	at Montreal	3/30/82	Greg Millen
Barry Pederson	at Boston	4/4/82	Greg Millen
Steve Tambellini	at New Jersey	12/3/82	Greg Millen
Ryan Walter	Montreal	12/8/82	Mike Veisor
Darcy Rota	Vancouver	1/6/83	Greg Millen
Darryl Sittler (2)	Philadelphia	1/8/83	Greg Millen
Ivan Boldirev	at Detroit	2/20/83	Greg Millen
Matt Pavelich**	at N.Y. Rangers	2/23/83	Greg Millen
Dale Hawerchuk	at Winnipeg	2/25/83	Mike Veisor
Michel Goulet	at Quebec	3/5/83	Greg Millen (2)/Mike Veisor (1)
Peter Stastny	Quebec	3/6/83	Greg Millen
Wayne Gretzky (2)	Edmonton	3/8/83	Mike Veisor
Barry Pederson (2)	at Boston	3/26/83	Mike Veisor
Bernie Nicholls	at Los Angeles	10/25/83	Mike Veisor
Mike Bossy	at N.Y. Islanders	11/15/83	Greg Millen
Darcy Rota (2)	Vancouver	11/30/83	Greg Millen
Rick Vaive	Toronto	12/8/83	Ed Staniowski (2)/Greg Millen (1)
Marcel Dionne	Los Angeles	12/30/83	Greg Millen (2)/Ed Staniowski (1)
Wayne Gretzky (3)	at Edmonton	1/7/84	Greg Millen (2)/ENG (1)
Tony Tanti	at Vancouver	1/15/84	Greg Millen
Glenn Anderson* (2)	at Edmonton	3/21/84	Greg Millen (3)/ENG (1)
Steve Tambellini (2)	at Calgary	10/23/84	Greg Millen
Tony McKegney	Quebec	10/31/84	Greg Millen
Marian Stastny	at Quebec	12/1/84	Greg Millen
Mats Naslund*	at Montreal	12/3/84	Steve Weeks
Kent Nilsson (2)	Calgary	2/6/85	Steve Weeks
Doug Gilmour	St. Louis	2/23/86	Mike Liut
Mark Hunter	St. Louis	2/23/86	Mike Liut
Michel Goulet (2)	Quebec	3/8/86	Mike Liut
Charlie Simmer	at Boston	12/18/86	Steve Weeks
Michel Goulet (3)	at Quebec	12/27/87	Mike Liut
Sergio Momesso	Montreal	2/3/88	Mike Liut
Hakan Loob	Calgary	3/15/88	Mike Liut (2)/Richard Brodeur (1)
Jiri Hrdina*	at Calgary	11/7/88	Mike Liut
Mike Foligno	Buffalo	1/31/89	Peter Sidorkiewicz
Brent Ashton	at Winnipeg	2/19/89	Peter Sidorkiewicz
Mark Messier*	at Edmonton	2/21/89	Mike Liut
Dino Ciccarelli*	Washington	3/18/89	Mike Liut
Mario Lemieux*	at Pittsburgh	3/30/89	Kay Whitmore

SCORER	TEAM	DATE	GOALTENDER
Joe Sakic	at Quebec	10/8/89	Kay Whitmore
Denis Savard	at Chicago	12/30/89	Peter Sidorkiewicz
Gary Leeman	Toronto	3/8/90	Peter Sidorkiewicz
Stephane Richer	Montreal	3/24/90	Peter Sidorkiewicz
Pierre Turgeon	at Buffalo	10/28/90	Peter Sidorkiewicz
David Volek	at N.Y. Islanders	12/20/90	Peter Sidorkiewicz
David Gagner	Minnesota	12/23/90	Daryl Reaugh
Brett Hull	at St. Louis	11/9/91	Kay Whitmore
Luc Robitaille*	at Los Angeles	2/6/92	Kay Whitmore
Paul Broten	at N.Y. Rangers	3/1/92	Kay Whitmore
Mats Sundin**	Quebec	3/5/92	Peter Sidorkiewicz(3)/Kay Whitmore (2)
Al MacInnis	at Calgary	3/16/92	Kay Whitmore
Kevin Stevens*	Pittsburgh	10/17/92	Sean Burke (2)/Frank Pietrangelo (2)
Benoit Hogue	at N.Y. Islanders	10/24/92	Sean Burke
Dave Andreychuk*	at Buffalo	11/13/92	Sean Burke (3)/Frank Pietrangelo (1)
Vincent Damphousse	Montreal	11/25/92	Sean Burke
Kevin Miller	at St. Louis	12/1/92	Frank Pietrangelo (2)/Sean Burke (1)
Rob Gaudreau	at San Jose	12/3/92	Sean Burke
Dimitri Khristich	at Washington	3/19/93	Mario Gosselin (2)/ENG (1)
Rick Tocchet	Pittsburgh	4/1/93	Frank Pietrangelo (2)/Mario Gosselin (1)
Joel Otto	Calgary	11/3/93	Frank Pietrangelo
Igor Larionov	at San Jose	1/15/94	Sean Burke
Luc Robitaille* (2)	at Pittsburgh	2/16/95	Jeff Reese
Brian Noonan	N.Y. Rangers	3/1/95	Jeff Reese (2)/ENG (1)
Peter Bondra	at Washington	4/21/95	Sean Burke
Daniel Alfredsson	Ottawa	11/2/95	Sean Burke
Kevin Miller (2)	at San Jose	1/30/96	Sean Burke
Vincent Damphousse	at Montreal	1/6/97	Jason Muzzatti (2)
Derek King	N.Y. Islanders	1/24/97	Sean Burke
Randy McKay	at New Jersey	3/13/97	Jason Muzzatti
Steve Heinze	at Boston	12/6/97	Trevor Kidd
Darryl Sydor	Dallas	1/3/98	Pat Jablonski
Vladimir Malakhov	Montreal	2/1/98	Kirk McLean (2)
Pat Verbeek	at Dallas	3/20/98	Trevor Kidd (2)/Kirk McLean (1)
Wendel Clark	Tampa Bay	12/30/98	Arturs Irbe
Peter Bondra (2)	at Washington	2/5/99	Trevor Kidd
Sergei Berezin	at Toronto	2/10/99	Arturs Irbe
Brian Savage	at Montreal	10/21/00	Arturs Irbe
Bill Guerin	Boston	1/2/02	Tom Barrasso (2)/ENG (1)
Martin St. Louis	at Tampa Bay	1/30/03	Kevin Weekes
Bryan Smolinski	at Los Angeles	2/7/03	Kevin Weekes (2)/Arturs Irbe (1)
Robert Lang	at Washington	11/12/03	Kevin Weekes (1)/Jamie Storr (2)
Martin St. Louis	at Tampa Bay	1/15/04	Kevin Weekes (1)/Jamie Storr (2)
Ladislav Nagy	at Phoenix	12/3/05	Cam Ward (2)/Martin Gerber (1)
Mark Recchi	at Pittsburgh	3/4/06	Cam Ward
Brad Boyes	at Boston	3/18/06	Cam Ward
Alexander Semin	at Washington	10/7/06	Cam Ward
Martin St. Louis	at Tampa Bay	10/26/06	Cam Ward
Vincent Lecavalier	at Tampa Bay	11/14/07	John Grahame
Daniel Briere	Philadelphia	11/21/07	Cam Ward
Joffery Lupul	at Philadelphia	12/15/07	John Grahame
Scott Hartnell	at Philadelphia	12/11/08	Michael Leighton
Brian Little	at Atlanta	12/26/08	Cam Ward
Jason Blake	Toronto	1/15/09	Cam Ward

*Indicates a 4-goal game • **Indicates a 5-goal game • ENG = Empty Net Goal

NHL TEAM SHUTOUTS

GOALTENDER	DATE	OPPONENT	SAVES	SCORE	GOALTENDER	DATE	OPPONENT	SAVES	SCORE
1. Al Smith	11/17/79	Edmonton	23	3-0	54. Trevor Kidd (3)	4/6/98	at Boston	27	3-0
2. Al Smith (2)	2/29/80	St. Louis	14	3-0	55. Arturs Irbe	10/28/98	Chicago	21	2-0
3. Mike Veisor	10/22/80	Colorado	26	3-0	56. Arturs Irbe (2)	10/31/98	at Boston	34	2-0
4. Mike Veisor (2)	12/17/82	at Winnipeg	33	2-0	57. Trevor Kidd (4)	11/25/98	San Jose	36	3-0
5. Greg Millen	3/10/83	at New Jersey	23	3-0	58. Arturs Irbe (3)	12/12/98	Detroit	35	3-0
6. Greg Millen (2)	10/19/83	Washington	22	3-0	59. Arturs Irbe (4)	12/15/98	Edmonton	29	3-0
7. Greg Millen (3)	2/12/84	Edmonton	28	11-0	60. Arturs Irbe (5)	12/23/98	at N.Y. Rangers	29	1-0
8. Greg Millen (4)	11/10/84	at Quebec	27	1-0	61. Trevor Kidd (5)	1/31/99	at Boston	36	0-0
9. Steve Weeks	2/14/85	at New Jersey	19	4-0	62. Arturs Irbe (6)	4/14/99	Washington	19	3-0
10. Steve Weeks (2)	3/16/85	at St. Louis	28	5-0	63. Arturs Irbe (7)	10/7/99	at Philadelphia	30	2-0
11. Mike Liut	4/4/85	Washington	40	2-0	64. Eric Fichaud	10/30/99	at NY Islanders	24	4-0
12. Mike Liut (2)	11/27/85	at Los Angeles	30	9-0	65. Arturs Irbe (8)	11/20/99	Dallas	24	1-0
13. Steve Weeks (3)	1/20/86	at N.Y. Rangers	19	5-0	66. Arturs Irbe (9)	1/9/00	NY Rangers	30	1-0
14. Mike Liut (3)	3/26/86	Montreal	30	3-0	67. Arturs Irbe (10)	3/21/00	at New Jersey	22	5-0
15. Mike Liut (4)	11/21/86	St. Louis	22	4-0	68. Arturs Irbe (11)	4/2/00	Philadelphia	31	1-0
16. Mike Liut (5)	11/26/86	Buffalo	24	3-0	69. Arturs Irbe (12)	11/12/00	Ottawa	29	4-0
17. Mike Liut (6)	12/23/86	Boston	23	2-0	70. Arturs Irbe (13)	11/16/00	Ottawa	27	1-0
18. Steve Weeks (4)	1/24/87	at Toronto	18	3-0	71. Arturs Irbe (14)	11/30/00	Philadelphia	25	2-0
19. Mike Liut (7)	3/13/87	at Winnipeg	36	3-0	72. Arturs Irbe (15)	1/14/01	Anaheim	27	4-0
20. Mike Liut (8)	11/11/87	Montreal	24	0-0	73. Arturs Irbe (16)	3/15/01	Washington	25	3-0
21. Mike Liut (9)	1/23/88	Minnesota	33	5-0	74. Arturs Irbe (17)	3/21/01	Buffalo	26	1-0
22. Mike Liut (10)	10/29/88	New Jersey	29	3-0	75. Arturs Irbe (18)	10/7/01	Dallas	32	3-0
23. Peter Sidorkiewicz	12/6/88	Buffalo	31	9-0	76. Tom Barrasso	11/4/01	Phoenix	28	1-0
24. Peter Sidorkiewicz (2)	1/23/89	at Quebec	27	5-0	77. Tom Barrasso (2)	12/16/01	at Pittsburgh	11	7-0
25. Peter Sidorkiewicz (3)	3/3/89	Toronto	21	3-0	78. Arturs Irbe (19)	1/15/02	Minnesota	22	2-0
26. Peter Sidorkiewicz (4)	3/25/89	St. Louis	29	4-0	79. Arturs Irbe (20)	3/30/02	at Boston	30	2-0
27. Mike Liut (11)	10/25/89	Quebec	22	2-0	80. Kevin Weekes	11/7/02	Buffalo	26	2-0
28. Mike Liut (12)	10/28/89	at Boston	25	1-0	81. Kevin Weekes (2)	12/22/02	Dallas	28	1-0
29. Mike Liut (13)	11/14/89	at Detroit	26	3-0	82. Kevin Weekes (3)	3/6/03	at Pittsburgh	21	4-0
30. Peter Sidorkiewicz (5)	3/13/90	at Vancouver	18	1-0	83. Kevin Weekes (4)	3/7/03	Minnesota	22	1-0
31. Daryl Reaugh	12/22/90	Philadelphia	26	1-0	84. Kevin Weekes (5)	3/15/03	Los Angeles	23	0-0
32. Peter Sidorkiewicz (6)	2/2/91	at Philadelphia	20	2-0	85. Kevin Weekes (6)	10/23/03	at Boston	18	2-0
33. Kay Whitmore (1)	10/23/91	San Jose	33	3-0	86. Kevin Weekes (7)	10/28/03	San Jose	28	3-0
34. Peter Sidorkiewicz (7)	2/22/92	Quebec	30	4-0	87. Kevin Weekes (8)	11/23/03	Tampa Bay	21	0-0
35. Peter Sidorkiewicz (8)	3/3/92	Boston	21	4-0	88. Kevin Weekes (9)	11/26/03	NY Islanders	28	2-0
36. Kay Whitmore (2)	3/11/92	Los Angeles	21	4-0	89. Kevin Weekes (10)	1/6/03	St Louis	19	2-0
37. Kay Whitmore (3)	3/13/92	at Winnipeg	40	1-0	90. Kevin Weekes (11)	1/27/04	at Toronto	32	2-0
38. Jeff Reese	11/27/93	Florida	31	4-0	91. Ward/Gerber	10/22/05	at Washington	1/17	4-0
39. Sean Burke	1/5/94	Winnipeg	20	4-0	92. Martin Gerber	11/5/05	Florida	27	2-0
40. Sean Burke (2)	1/8/94	N.Y. Islanders	28	6-0	93. Martin Gerber (2)	11/11/05	at Florida	26	1-0
41. Sean Burke (3)	10/7/95	N.Y. Rangers	37	2-0	94. Martin Gerber (3)	1/7/06	at NY Islanders	30	3-0
42. Jeff Reese (2)	11/24/95	at Toronto	30	4-0	95. Cam Ward	11/9/06	Washington	20	5-0
43. Sean Burke (4)	1/3/96	Washington	33	2-0	96. Cam Ward (2)	3/9/07	at Washington	25	3-0
44. Sean Burke (5)	1/16/96	Vancouver	25	3-0	97. Cam Ward (3)	11/5/07	Washington	35	5-0
45. Jason Muzzatti	4/4/96	at New Jersey	40	1-0	98. Cam Ward (4)	12/3/07	at NY Rangers	28	4-0
46. Sean Burke (6)	4/13/96	Boston	34	2-0	99. Cam Ward (5)	1/8/08	at Boston	19	1-0
47. Sean Burke (7)	10/5/96	Phoenix	30	1-0	100. Cam Ward (6)	3/12/08	at Chicago	25	3-0
48. Sean Burke (8)	2/22/97	Washington	28	2-0	101. Cam Ward (7)	10/30/08	at St. Louis	19	1-0
49. Sean Burke (9)	3/5/97	Calgary	30	2-0	102. Cam Ward (8)	1/19/09	at Toronto	35	2-0
50. Sean Burke (10)	3/7/97	Montreal	26	2-0	103. Cam Ward (9)	1/31/09	Atlanta	19	2-0
51. Sean Burke (11)	11/28/97	Tampa Bay	27	2-0	104. Cam Ward (10)	2/15/09	at Buffalo	36	3-0
52. Trevor Kidd	4/1/98	at New Jersey	37	4-0	105. Cam Ward (11)	3/9/09	NY Rangers	28	3-0
53. Trevor Kidd (2)	4/4/98	at Montreal	24	1-0	106. Cam Ward (12)	4/7/09	NY Islanders	12	9-0

SHUTOUTS

OPPONENTS SHUTOUTS

GOALTENDER	DATE	OPPONENT	SAVES	SCORE	GOALTENDER	DATE	OPPONENT	SAVES	SCORE
1. Ed Mio	12/9/79	at Edmonton	30	3-0	62. Martin Brodeur (2)	2/13/97	at New Jersey	20	4-0
2. Mike Liut	12/29/79	at St. Louis	36	3-0	63. Martin Brodeur (3)	3/13/97	at New Jersey	35	6-0
3. Markus Mattsson	3/26/80	at Winnipeg	27	7-0	64. Arturs Irbe	3/21/97	at Dallas	16	2-0
4. Glenn Resch	11/20/80	at N.Y. Islanders	24	5-0	65. Patrick Roy (4)	3/25/97	Colorado	46	4-0
5. Glen Hanlon	3/1/81	at Vancouver	28	3-0	66. John Vanbiesbrouck (3)	1/27/98	at Florida	31	3-0
6. Dave Parro	11/14/81	Washington	44	4-0	67. Tommy Salo	1/30/98	at N.Y. Islanders	32	2-0
7. Denis Herron	2/28/82	Montreal	28	5-0	68. Martin Brodeur (4)	3/12/98	New Jersey	21	2-0
8. Denis Herron (2)	3/13/82	at Montreal	24	5-0	69. Olaf Kolzig	3/18/98	at Washington	36	1-0
9. Pete Peeters	11/27/82	at Boston	16	8-0	70. Mike Richter (2)	10/30/98	at N.Y. Rangers	30	1-0
10. Frank Caprice	1/15/84	at Vancouver	30	5-0	71. Mike Vernon	11/12/98	at San Jose	20	3-0
11. Doug Keans	1/21/84	Boston	32	2-0	72. Ron Hextall/ John Vanbiesbrouck	1/9/99	at Philadelphia	20	2-0
12. Dan Bouchard	1/28/84	at Quebec	23	3-0	73. Byron Dafoe	1/31/99	at Boston	24	0-0
13. Mike Liut (2)	3/13/84	at St. Louis	20	2-0	74. Garth Snow (2)	2/26/99	at Vancouver	23	1-0
14. Glen Hanlon (2)	4/1/84	at N.Y. Rangers	26	2-0	75. Jose Theodore	4/7/99	at Montreal	27	2-0
15. Marc Behrend	11/7/84	Winnipeg	29	3-0	76. Curtis Joseph	11/3/99	Toronto	24	6-0
16. Warren Skorodenski	11/17/84	Chicago	32	7-0	77. Felix Potvin	11/10/99	NY Islanders	25	2-0
17. Kelly Hrudey	12/21/84	N.Y. Islanders	25	1-0	78. Jose Theodore (2)	1/30/00	at Montreal	23	3-0
18. Roberto Romano	12/28/84	at Pittsburgh	34	4-0	79. Jose Theodore (3)	2/17/00	Montreal	26	3-0
19. Tom Barrasso	1/19/85	Buffalo	14	2-0	80. Curtis Joseph (2)	11/8/00	at Toronto	27	5-0
20. Doug Keans (2)	3/7/85	at Boston	21	4-0	81. Patrick Lalime (2)	12/3/00	Ottawa	28	2-0
21. Pelle Lindbergh	10/24/85	at Philadelphia	24	3-0	82. Robert Esche	2/16/01	Phoenix	33	2-0
22. Tom Barrasso (2)	11/19/85	Buffalo	23	2-0	83. Roman Cechmanek	2/19/01	at Philadelphia	21	4-0
23. Bob Froese	11/21/85	at Philadelphia	24	3-0	84. Kevin Weekes	3/8/01	at Tampa Bay	20	1-0
24. Eldon Reddick/ Daniel Berthiaume	1/9/87	at Winnipeg	29	3-0	85. Olaf Kolzig (2)	3/28/01	at Washington	18	7-0
25. Tom Barrasso (3)	4/5/87	at Buffalo	14	6-0	86. Chris Osgood	10/17/01	NY Islanders	20	4-0
26. Brian Hayward	11/11/87	Montreal	23	0-0	87. Nikolai Khabibulin	11/17/01	at Tampa Bay	26	2-0
27. Rick Wamsley	12/17/87	St. Louis	22	2-0	88. Nikolai Khabibulin (2)	11/25/01	Tampa Bay	41	4-0
28. Kelly Hrudey (2)	2/20/88	at N.Y. Islanders	29	3-0	89. Mike Richter (3)	11/29/01	at NY Rangers	22	5-0
29. Patrick Roy	3/12/88	at Montreal	17	5-0	90. Evgeni Nabokov	2/10/02	at San Jose	24	4-0
30. Pete Peeters (2)	2/3/89	at Washington	31	1-0	91. Roberto Luongo	12/6/02	Florida	40	2-0
31. Patrick Roy (2)	2/4/90	at Montreal	19	2-0	92. Chris Osgood (2)	12/28/02	at NY Islanders	25	3-0
32. Daren Puppa (1)	3/10/90	Buffalo	31	5-0	93. Mike Dunham	12/31/02	NY Rangers	30	2-0
33. Jon Casey	10/24/90	at Minnesota	33	3-0	94. Sebastien Caron	1/15/03	Pittsburgh	26	2-0
34. Clint Malarchuk	10/28/90	at Buffalo	29	5-0	95. Martin Gerber	2/23/03	Anaheim	28	4-0
35. Andy Moog	1/21/91	at Boston	23	3-0	96. Olaf Kolzig (3)	3/2/03	at Washington	21	2-0
36. Ed Belfour	11/10/91	at Chicago	18	3-0	97. Cristobal Huet	3/15/03	Los Angeles	30	0-0
37. Jeff Reese	12/4/91	Toronto	26	3-0	98. Mathieu Garon	3/30/03	Montreal	33	4-0
38. Tim Cheveldae	2/23/92	Detroit	24	4-0	99. Mika Noronen	11/21/03	at Buffalo	35	5-0
39. Stephane Fiset	3/9/92	at Quebec	30	2-0	100. Nikolai Khabibulin (3)	11/23/03	Tampa Bay	37	0-0
40. Tim Cheveldae (2)	11/14/92	Detroit	19	2-0	101. Miikka Kiprusoff	12/11/03	at Calgary	23	1-0
41. Ed Belfour (2)	3/28/93	at Chicago	16	3-0	102. Brian Boucher	1/4/04	Phoenix	26	3-0
42. Dominik Hasek	12/11/93	Buffalo	25	3-0	103. Jose Theodore(4)	2/28/04	at Montreal	18	1-0
43. Patrick Roy (3)	1/26/94	Montreal	30	3-0	104. Marc Denis	3/2/04	Columbus	25	3-0
44. Chris Osgood	2/24/94	at Detroit	17	3-0	105. Pasi Nurminen	3/15/04	at Atlanta	31	1-0
		(in Cleveland)			106. Dunham/Berkhoel	11/12/05	Atlanta	5/14	9-0
45. Chris Terreri	3/10/94	at New Jersey	22	4-0	107. Martin Brodeur (5)	2/3/06	at New Jersey	28	3-0
46. Mike Richter	3/16/94	at N.Y. Rangers	27	4-0	108. Martin Biron	4/18/06	Buffalo	33	4-0
47. Jim Carey	3/20/95	Washington	30	6-0	109. Martin Brodeur (6)	10/6/06	New Jersey	29	4-0
48. Daren Puppa (2)	3/31/95	at Tampa Bay	25	2-0	110. Cristobal Huet (2)	11/2/06	Montreal	31	4-0
49. J.C. Bergeron	4/9/95	Tampa Bay	23	3-0	111. Henrik Lundqvist	11/21/06	at NY Rangers	34	4-0
50. Blaine Lacher	4/26/95	at Boston	22	1-0	112. Miikka Kiprusoff	12/5/06	at Calgary	23	3-0
51. John Vanbiesbrouck	10/21/95	at Florida	24	3-0	113. Marc-Andre Fleury	1/2/07	at Pittsburgh	31	3-0
52. Craig Billington	10/28/95	at Boston	27	3-0	114. Curtis Joseph (3)	1/4/07	Phoenix	29	2-0
53. Don Beaupre	11/2/95	Ottawa	41	5-0	115. Johan Holmqvist	2/1/07	Tampa Bay	31	4-0
54. Martin Brodeur	11/14/95	at New Jersey	16	1-0	116. Ray Emery	2/28/07	at Ottawa	27	2-0
55. Ken Wreggett	12/9/95	at Pittsburgh	35	6-0	117. Olaf Kolzig (4)	10/6/07	at Washington	23	2-0
56. Jim Carey (2)	12/30/95	at Washington	26	3-0	118. Johan Hedberg	11/16/07	Atlanta	31	3-0
57. Bill Ranford	2/14/96	Boston	20	3-0	119. Emery/Gerber	12/12/07	Ottawa	1/31	6-0
58. Ron Hextall	3/25/96	at Philadelphia	21	3-0	120. Emmanuel Legace	1/5/08	at St. Louis	27	1-0
59. John Vanbiesbrouck (2)	10/12/96	at Florida	21	6-0	121. Chris Mason	2/5/08	at Nashville	31	1-0
60. Garth Snow	12/14/96	Philadelphia	21	4-0	122. Tomas Vokoun	2/12/09	Florida	42	5-0
61. Patrick Lalime	1/15/97	Pittsburgh	31	3-0					

TEAM PENALTY SHOTS

SHOOTER	DATE	RESULT	OPPONENT	GOALTENDER
1. Mike Rogers	2/22/81	Missed	N.Y. Rangers	Doug Soetaert
2. Blaine Stoughton	3/5/83	Missed	at Quebec	Clint Malarchuk
3. Blaine Stoughton (2)	3/29/83	SCORED	Buffalo	Bob Sauve
4. Bob Crawford	2/1/84	SCORED	at Detroit	Ken Holland
5. Tony Currie	3/17/84	Missed	Pittsburgh	Denis Herron
6. Ron Francis	1/17/86	SCORED	Quebec	Richard Sevigny
7. Dave Tippett	10/31/87	SCORED	Philadelphia	Ron Hextall
8. Dave Tippett (2)	1/9/88	Missed	Pittsburgh	Gilles Meloche
9. Dean Evason	1/13/88	Missed	at Chicago	Darren Pang
10. Kevin Dineen	10/19/89	Missed	at NY Rangers	Mike Richter
11. John Cullen	1/16/92	Missed	at Boston	Andy Moog
12. Murray Craven	3/24/92	SCORED	at Washington	Don Beaupre
13. Andrew Cassels	4/6/94	SCORED	NY Islanders	Ron Hextall
14. Sami Kapanen	3/12/97	SCORED	Boston	Jim Carey
15. Sami Kapanen (2)	1/7/99	Missed	at Pittsburgh	Tom Barrasso
16. Erik Cole	11/29/03	Missed	Pittsburgh	Sebastien Caron
17. Erik Cole (2)	4/2/04	Missed	NY Islanders	Rick DiPietro
18. Erik Cole (3)	11/9/05	SCORED	Buffalo	Martin Biron
19. Erik Cole (4)	11/9/05	Missed	Buffalo	Martin Biron
20. Erik Cole (5)	11/11/05	Missed	at Florida	Roberto Luongo
21. Justin Williams	11/20/05	SCORED	Tampa Bay	John Grahame
22. Frantisek Kaberle	1/13/06	SCORED	Nashville	Tomas Vokoun
23. Erik Cole (6)	1/21/06	SCORED	at Washington	Olaf Kolzig
24. Erik Cole (7)	2/9/06	Missed	at Tampa Bay	John Grahame
25. Erik Staal	12/8/06	Missed	at Vancouver	Roberto Luongo
26. Erik Cole (8)	1/6/07	Missed	NY Islanders	Rick DiPietro
27. Erik Belanger	1/30/07	Missed	Toronto	Andrew Raycroft
28. Justin Williams (2)	3/28/07	Missed	at Philadelphia	Martin Biron
29. Erik Staal (2)	10/26/07	SCORED	Montreal	Cristobal Huet
30. Chad LaRose	11/30/07	Missed	Washington	Olaf Kolzig
31. Chad LaRose (2)	12/28/07	SCORED	Boston	Tim Thomas
32. Erik Staal (3)	1/18/08	SCORED	Edmonton	Mathieu Garon
33. Matt Cullen	2/5/09	SCORED	at San Jose	Evgeni Nabokov
34. Erik Staal (4)	3/3/09	SCORED	at Washington	Michal Neuvirth

OPPONENT PENALTY SHOTS

SHOOTER	DATE	RESULT	OPPONENT	GOALTENDER
1. Claude Larose	1/7/80	SAVED	at N.Y. Rangers	Al Smith
2. Steve Kasper	1/27/86	SAVED	at Boston	Mike Liut
3. Mike Gartner	1/17/87	Scored	Washington	Mike Liut
4. Mats Naslund	1/19/87	Scored	at Montreal	Mike Liut
5. Jimmy Carson	11/3/89	SAVED	at Detroit	Mike Liut
6. Bob Sweeney	12/12/90	Scored	Boston	Peter Sidorkiewicz
7. Randy Burridge	3/31/91	SAVED	at Boston	Kay Whitmore
8. Luc Robitaille	2/6/92	Scored	at Los Angeles	Kay Whitmore
9. Michal Pivonka	1/21/95	SAVED	Washington	Sean Burke
10. Wayne Presley	3/8/96	SAVED	Toronto	Sean Burke
11. Brian Bradley	4/3/96	SAVED	at Tampa Bay	Sean Burke
12. Brendan Shanahan	11/5/97	SAVED	Detroit	Trevor Kidd
13. Kevyn Adams	2/14/00	SAVED	at Toronto	Arturs Irbe
14. Ray Ferraro	2/21/01	Scored	Atlanta	Arturs Irbe
15. Joe Sacco	3/30/01	Scored	Washington	Arturs Irbe
16. Anson Carter	11/11/01	SAVED	Edmonton	Tom Barrasso
17. Pavel Bure	1/25/02	SAVED	Florida	Arturs Irbe
18. Jan Hlavac	11/6/03	Scored	NY Rangers	Kevin Weekes
19. Chris Phillips	12/28/05	SAVED	at Ottawa	Cam Ward
20. Michael Ryder	12/31/05	SAVED	Montreal	Martin Gerber
21. Martin Straka	3/14/06	SAVED	NY Rangers	Martin Gerber
22. Marc Savard	4/1/06	Scored	at Atlanta	Cam Ward
23. Jim Slater	4/8/06	SAVED	at Atlanta	Martin Gerber
24. John Pohl	12/15/06	SAVED	Toronto	Cam Ward
25. Ales Kotalik	12/28/06	Scored	at Buffalo	John Grahame
26. Tomas Plekanec	2/17/07	Scored	at Montreal	Cam Ward
27. Bryan Allen	4/7/07	SAVED	Florida	John Grahame
28. Richard Park	10/27/07	SAVED	at NY Islanders	John Grahame
29. Vincent Lecavalier	11/8/07	SAVED	Tampa Bay	Cam Ward
30. Mike Richards	11/21/07	SAVED	Philadelphia	Cam Ward
31. Drew Stafford	12/1/07	SAVED	at Buffalo	John Grahame
32. Nathan Horton	2/16/08	Scored	Florida	John Grahame
33. Doug Weight	10/25/08	SAVED	at NY Islanders	Cam Ward
34. Alex Tanguay	10/28/08	Scored	at Montreal	Cam Ward
35. Alex Ovechkin	12/7/08	SAVED	Washington	Michael Leighton
36. Guillaume Latendresse	12/16/08	Scored	Montreal	Cam Ward
37. Evgeni Malkin	4/4/09	SAVED	Pittsburgh	Cam Ward
38. Derek Roy	4/9/09	Scored	Buffalo	Michael Leighton

INDIVIDUAL RECORDS IN A SEASON SERIES

MOST GOALS

Erik Staal8 – vs. Tampa Bay, 2008-09
Sylvain Turgeon7 – vs. Montreal, 1985-86
Kevin Dineen7 – vs. Buffalo, 1988-89
Pat Verbeek7 – vs. Quebec, 1989-90
Geoff Sanderson7 – vs. Boston, 1992-93
Pat Verbeek7 – vs. Buffalo, 1992-93
Geoff Sanderson7 – vs. Buffalo, 1996-97
Erik Cole7 – vs. Washington, 2006-07
Erik Staal7 – vs. Atlanta, 2007-08

Mike Rogers6 – vs. Colorado, 1979-80
Mike Rogers6 – vs. Quebec, 1979-80
Blaine Stoughton6 – vs. Vancouver, 1979-80
Ron Francis6 – vs. Buffalo, 1982-83
Blaine Stoughton6 – vs. Montreal, 1982-83
Kevin Dineen6 – vs. Boston, 1984-85
Kevin Dineen6 – vs. Buffalo, 1985-86
Kevin Dineen6 – vs. N.Y. Rangers, 1986-87
Dean Evason6 – vs. Montreal, 1986-87

Sylvain Turgeon6 – vs. Quebec, 1987-88
Ray Ferraro6 – vs. Quebec, 1988-89
Kevin Dineen6 – vs. Montreal, 1988-89
Kevin Dineen6 – vs. Los Angeles, 1989-90
Sami Kapanen6 – vs. Edmonton, 1997-98
Rod Brind'Amour6 – vs. Washington, 2005-06
Erik Staal6 – vs. Tampa Bay, 2006-07
Erik Staal6 – vs. NY Islanders, 2008-09

MOST ASSISTS

Ron Francis13 – vs. Boston, 1986-87
Dave Babych10 – vs. Buffalo, 1987-88
Ron Francis9 – vs. Boston, 1984-85
Ron Francis9 – vs. Montreal, 1984-85
Dave Babych9 – vs. Buffalo, 1988-89
Pat Verbeek9 – vs. Montreal, 1989-90
John Cullen9 – vs. Buffalo, 1991-92

Erik Staal9 – vs. Atlanta, 2007-08
Rod Brind'Amour8 – vs. Atlanta, 2006-07
Rod Brind'Amour8 – vs. Florida, 2006-07
Ron Francis8 – vs. Boston, 1985-86
Ron Francis8 – vs. Minnesota, 1983-84
Ron Francis8 – vs. Buffalo, 1986-87
Kevin Dineen8 – vs. Buffalo, 1988-89

Pat Verbeek8 – vs. Buffalo, 1991-92
Andrew Cassels8 – vs. Boston, 1992-93
Andrew Cassels8 – vs. Buffalo, 1993-94
Rod Brind'Amour8 – vs. Atlanta, 2005-06
Erik Staal8 – vs. Pittsburgh, 2005-06
Cory Stillman8 – vs. Washington, 2005-06

MOST POINTS

Ron Francis16 – vs. Boston, 1986-87
Erik Staal16 – vs. Atlanta, 2007-08
Kevin Dineen15 – vs. Buffalo, 1988-89
Pat Verbeek14 – vs. Quebec, 1989-90
Dave Babych13 – vs. Buffalo, 1987-88

Ron Francis13 – vs. Montreal, 1984-85
Pat Verbeek13 – vs. Montreal, 1989-90
John Cullen13 – vs. Buffalo, 1991-92
Doug Sullivan12 – vs. Quebec, 1980-81
Ron Francis12 – vs. Quebec, 1989-90

Erik Staal12 – vs. Pittsburgh, 2005-06
Rod Brind'Amour12 – vs. Atlanta, 2006-07
Rod Brind'Amour12 – vs. Florida, 2006-07
Erik Cole12 – vs. Washington, 2006-07

MOST GAME-WINNING GOALS

SEASON

Blaine Stoughton9 – 1979-80	Ron Francis7 – 1986-87
Blaine Stoughton8 – 1982-83	Ray Ferraro7 – 1988-89
Kevin Dineen8 – 1985-86	Geoff Sanderson7 – 1995-96
Carey Wilson8 – 1987-88	Sami Kapanen7 – 1998-99
Erik Cole8 – 2005-06	Jeff O'Neill7 – 1999-00
Justin Williams8 – 2006-07	Jeff O'Neill7 – 2002-03
Erik Staal8 – 2008-09	Erik Staal7 – 2007-08
Kevin Dineen7 – 1986-87	

CAREER

Ron Francis57	Erik Cole24
Kevin Dineen37	Erik Staal23
Blaine Stoughton29	Pat Verbeek22
Jeff O'Neill38	Sylvain Turgeon19
Sami Kapanen28	Robert Kron18
Rod Brind'Amour27	Ray Ferraro17
Geoff Sanderson26	

OVERTIME RESULTS

TEAM OVERTIME RESULTS

REGULAR-SEASON OVERTIME RESULTS

YEAR	OVERALL	HOME	ROAD	YEAR	OVERALL	HOME	ROAD
1983-84	2 - 3 - 10 (.457)	1 - 0 - 5 (.583)	1 - 3 - 5 (.389)	1996-97	3 - 4 - 11 (.472)	2 - 1 - 2 (.600)	1 - 3 - 9 (.423)
1984-85	4 - 4 - 9 (.500)	2 - 3 - 5 (.450)	2 - 1 - 4 (.571)	1997-98	2 - 2 - 8 (.500)	0 - 1 - 7 (.438)	2 - 1 - 1 (.625)
1985-86	1 - 2 - 4 (.400)	0 - 1 - 2 (.333)	1 - 1 - 2 (.500)	1998-99	1 - 5 - 18 (.417)	1 - 2 - 9 (.458)	0 - 3 - 9 (.375)
1986-87	2 - 0 - 7 (.611)	0 - 0 - 5 (.500)	2 - 0 - 2 (.750)	1999-00	4 - 0 - 10 (.643)	3 - 0 - 5 (.688)	1 - 0 - 5 (.583)
1987-88	3 - 2 - 7 (.542)	3 - 0 - 5 (.688)	0 - 2 - 2 (.250)	2000-01	6 - 3 - 9 (.583)	2 - 0 - 3 (.700)	4 - 3 - 6 (.538)
1988-89	1 - 4 - 5 (.350)	0 - 3 - 2 (.200)	1 - 1 - 3 (.500)	2001-02	6 - 5 - 16 (.519)	4 - 2 - 11 (.559)	2 - 3 - 5 (.450)
1989-90	0 - 0 - 9 (.500)	0 - 0 - 5 (.500)	0 - 0 - 4 (.500)	2002-03	2 - 6 - 11 (.395)	0 - 3 - 9 (.375)	2 - 3 - 2 (.429)
1990-91	2 - 5 - 11 (.416)	0 - 1 - 6 (.428)	2 - 4 - 5 (.450)	2003-04	5 - 6 - 14 (.480)	3 - 2 - 8 (.538)	2 - 4 - 6 (.417)
1991-92	2 - 3 - 13 (.472)	0 - 1 - 10 (.455)	2 - 2 - 3 (.500)	2005-06	12 - 8 (.600)	7 - 2 (.777)	5 - 6 (.455)
1992-93	3 - 9 - 6 (.333)	2 - 4 - 5 (.409)	1 - 5 - 1 (.214)	2006-07	6 - 8 (.429)	3 - 4 (.429)	3 - 4 (.429)
1993-94	4 - 1 - 9 (.607)	3 - 1 - 6 (.600)	1 - 0 - 3 (.625)	2007-08	7 - 6 (.538)	4 - 4 (.500)	3 - 2 (.600)
1994-95	4 - 0 - 5 (.722)	3 - 0 - 3 (.750)	1 - 0 - 2 (.667)	2008-09	10 - 7 (.588)	4 - 1 (.800)	6 - 6 (.500)
1995-96	2 - 3 - 9 (.464)	1 - 1 - 4 (.500)	1 - 2 - 5 (.38)	TOTALS	94-96-201 (.495)	48-37-117 (.565)	46-59-84 (.438)

REGULAR-SEASON OVERTIME GOALS

GOAL SCORER	DATE	TIME	RESULT	OPP. GOALIE	GOAL SCORER	DATE	TIME	RESULT	OPP. GOALIE
1. Blaine Stoughton	11/26/83	4:52	4-3 win vs. NYR	Steve Weeks	42. Bates Battaglia (2)	11/29/00	1:41	2-1 win at FLA	Trevor Kidd
2. Tony Currie	3/24/84	0:46	3-2 win at QUE	Dan Bouchard	43. Ron Francis (2)	1/16/01	0:33	3-2 win at MTL	Jose Theodore (2)
3. Risto Siltanen	10/13/84	2:25	3-2 win vs. BOS	Pete Peeters	44. Jeff O'Neill (4)	2/7/01	0:25	2-1 win at PHX	Sean Burke
4. Greg Malone	12/8/84	4:27	4-3 win at NYI	Kelly Hrudey	45. Rod Brind'Amour	3/30/01	3:07	4-3 win vs. WSH	Olaf Kolzig
5. Pat Boutette	12/15/84	3:23	4-3 win vs. MTL	Doug Soetaert	46. Shane Willis	4/1/01	1:18	3-2 win at OTT	Patrick Lalime
6. Mike Crombeen	2/21/85	3:45	4-3 win at NYR	Glen Hanlon	47. Jeff O'Neill (5)	10/20/01	1:33	2-1 win vs. ATL	Milan Hnilecka
7. Kevin Dineen	10/17/85	1:49	4-3 win at NJ	Glenn Resch	48. Sami Kapanen	10/28/01	1:33	3-2 win vs. LA	Felix Potvin
8. Kevin Dineen (2)	12/21/86	2:57	4-3 win at NYR	J. Vanbiesbrouck	49. Josef Vasicek	11/4/01	0:52	1-0 win vs. PHX	Sean Burke (2)
9. Ron Francis	1/19/87	4:57	5-4 win at MTL	Brian Hayward	50. Ron Francis (3)	12/10/01	2:36	4-3 win at NYR	Mike Richter (2)
10. Sylvain Turgeon	10/17/87	3:59	4-3 win vs. NJ	Alain Chevrier	51. Erik Cole	12/21/01	1:28	5-4 win vs. ATL	Milan Hnilecka (2)
11. Kevin Dineen	1/2/88	0:55	5-4 win vs. PIT	Gilles Meloche	52. Sean Hill	3/5/02	1:36	2-1 win at CHI	Steve Passmore
12. Ray Ferraro	1/24/88	2:21	2-1 win vs. DET	Sam St. Laurent	53. Aaron Ward	12/20/02	3:52	3-2 win at ATL	Byron Dafeo
13. Brian Lawton	1/4/89	3:19	5-4 win at BUF	Daren Puppa	54. Craig Adams	3/12/03	3:41	3-2 win at BUF	Martin Biron
14. Randy Cunneynworth	11/10/90	0:49	3-2 win at MIN	Jon Casey	55. Eric Staal	11/8/03	2:44	3-2 win vs. LA	Roman Cechmanek
15. Scott Young	12/7/90	0:53	4-3 win at BUF	Clint Malarchuk	56. Jeff O'Neill (6)	12/18/03	2:14	2-1 win vs. PIT	Sebastien Caron
16. Adam Burt	2/29/92	4:58	5-4 win at MIN	Jon Casey (2)	57. Sean Hill (2)	12/27/03	0:39	2-1 win vs. MTL	Jose Theodore (3)
17. Andrew Cassels	4/15/92	1:38	4-3 win at PHI	Dominik Roussel	58. Kevyn Adams	3/5/04	4:59	3-2 win at ATL	Pasi Nurminen
18. Murray Craven	11/28/92	2:53	4-3 win vs. BOS	Rejean Lemelin	59. Bret Hedican	3/20/04	4:00	3-2 win at OTT	Patrick Lalime (2)
19. Murray Craven (2)	3/16/93	1:03	4-3 win at TB	Wendell Young	60. Matt Cullen	10/26/05	3:24	4-3 win vs. BOS	Andrew Raycroft
20. Mark Janssens	4/14/93	1:08	5-4 win vs. NYI	Mark Fitzpatrick	61. Frantisek Kaberle	11/29/05	0:32	4-3 win at ATL	Michael Garnett
21. Brian Propp	11/10/93	0:20	4-3 win vs. OTT	Darrin Madeley	62. Frantisek Kaberle (2)	1/13/06	2:31	5-4 win vs. NSH	Tomas Vokoun
22. Robert Kron	11/23/93	3:55	2-1 win at FLA	J. Vanbiesbrouck (2)	63. Ray Whitney	4/3/06	3:35	6-5 win vs. WSH	Olaf Kolzig (2)
23. Geoff Sanderson	12/26/93	4:10	3-2 win vs. OTT	Craig Billington	64. Anton Babchuk	10/25/06	1:11	5-4 win at ATL	Kari Lehtonen
24. Andrew Cassels (2)	3/30/94	3:15	3-2 win vs. CHI	Jeff Hackett	65. Erik Cole (2)	12/23/06	1:59	3-2 win at FLA	Ed Belfour
25. Darren Turcotte	2/22/95	2:59	3-2 win vs. BOS	Blaine Lacher	66. Justin Williams	1/16/07	1:47	3-2 win at FLA	Ed Belfour (2)
26. Robert Kron (2)	3/4/95	1:11	3-2 win vs. TB	Darren Puppa (2)	67. Glen Wesley	2/22/07	0:16	3-2 win vs. PHI	Antero Niittymaki
27. Geoff Sanderson (2)	3/26/95	2:16	4-3 win at WSH	Jim Carey	68. Ray Whitney (2)	4/1/07	1:30	4-3 win at FLA	Ed Belfour (3)
28. Darren Turcotte (2)	4/14/95	1:04	4-3 win vs. MTL	Patrick Roy	69. Rod Brind'Amour (2)	4/7/07	4:36	5-4 win vs. FLA	Craig Anderson
29. Adam Burt (2)	2/9/96	3:24	3-2 win at COL	Patrick Roy (2)	70. Scott Walker	12/18/07	4:27	3-2 win vs. TOR	Vesa Toskala
30. Geoff Sanderson (3)	2/17/96	1:49	2-1 win vs. BUF	Dominik Hasek	71. Cory Stillman	1/21/08	0:52	3-2 win at NYI	Rick DiPietro
31. Curtis Leschyshyn	11/9/96	4:55	4-3 win vs. BUF	Dominik Hasek (2)	72. Rod Brind'Amour (3)	1/31/08	3:20	3-2 win vs. TOR	Vesa Toskala (2)
32. Robert Kron (3)	12/21/96	2:11	6-5 win vs. TB	Rick Tabaracci	73. Sergei Samsonov	2/26/08	1:36	2-1 win vs. NJ	Martin Brodeur
33. Robert Kron (4)	1/22/97	4:46	2-1 win vs. FLA	Mark Fitzpatrick (2)	74. Scott Walker (2)	3/8/08	2:50	4-3 win vs. BUF	Ryan Miller
34. Bates Battaglia	1/10/98	1:59	2-1 win at NYI	Wade Flaherty	75. Eric Staal (2)	10/11/08	4:36	4-3 win at TB	Mike Smith
35. Jeff O'Neill	3/6/98	2:34	5-4 win at PHX	Nikolai Khabibulin	76. Niclas Wallin	11/4/08	1:52	5-4 win at TOR	Vesa Toskala (3)
36. Gary Roberts	1/28/99	3:18	3-2 win vs. NYR	Mike Richter	77. Sergei Samsonov (2)	11/28/08	3:53	3-2 win at PHI	Martin Biron (2)
37. Nolan Pratt	12/26/99	0:27	4-3 win vs. FLA	M. Shtalenkov	78. Joe Corvo	12/18/08	4:16	2-1 win vs. FLA	Tomas Vokoun (2)
38. Marek Malik	1/24/99	0:55	3-2 win vs. MTL	Jose Theodore	79. Tuomo Ruutu	12/21/08	1:43	3-2 win at MTL	Carey Price
39. Jeff O'Neill (2)	1/28/00	0:16	4-3 win vs. NJ	Chris Terreri	80. Ray Whitney (3)	3/23/09	1:37	3-2 win at Florida	Tomas Vokoun (3)
40. Jeff O'Neill (3)	2/26/00	2:28	2-1 win at FLA	Mike Vernon	81. Anton Babchuk	4/4/09	1:11	3-2 win vs. PIT	Marc-Andre Fleury
41. Sandis Ozolinsh	10/31/00	2:35	6-5 win vs. TB	Kevin Weekes					

PLAYOFF OVERTIME GOALS

GOAL SCORER	DATE	TIME	RESULT	OPP. GOALIE	GOAL SCORER	DATE	TIME	RESULT	OPP. GOALIE
1. Sylvain Turgeon	4/9/86	2:36	3-2 win at QUE	Clint Malarchuk	12. Jeff O'Neill	5/21/02	6:01	2-1 win at TOR	Curtis Joseph (2)
2. Kevin Dineen (1)	4/23/86	1:06	2-1 win vs. MTL	Patrick Roy (1)	13. Martin Gelinas	5/28/02	8:05	2-1 win at TOR	Curtis Joseph (3)
3. Paul MacDermid	4/8/87	2:20	3-2 win vs. QUE	Mario Gosselin	14. Ron Francis	6/4/02	0:58	3-2 win at DET	Dominik Hasek
4. Kevin Dineen (2)	4/15/90	12:30	3-2 win vs. BOS	Andy Moog	15. Eric Staal	4/26/06	3:38	2-1 win at MTLI	Cristobal Huet
5. Yvon Corriveau	4/29/92	0:24	2-1 win vs. MTL	Patrick Roy (2)	16. Cory Stillman	5/2/06	1:19	2-1 win at MTL	Cristobal Huet (2)
6. Ray Sheppard	4/24/99	17:05	3-2 win vs. BOS	Byron Dafeo	17. Niclas Wallin (3)	5/8/06	3:09	3-2 win vs. NJ	Martin Brodeur (4)
7. Rod Brind'Amour	4/18/01	0:46	3-2 win vs. NJ	Martin Brodeur (1)	18. Cory Stillman (2)	5/28/06	8:46	4-3 win vs. BUF	Ryan Miller
8. Bates Battaglia	4/19/02	15:26	2-1 win vs. NJ	Martin Brodeur (2)	19. Tim Gleason	4/17/09	2:40	2-1 win at NJ	Martin Brodeur (5)
9. Josef Vasicek	4/24/02	8:16	3-2 win vs. NJ	Martin Brodeur (3)	20. Jussi Jokinen	5/6/09	2:48	3-2 win vs. BOS	Tim Thomas
10. Niclas Wallin	5/9/02	3:14	4-3 win at MTL	Jose Theodore	21. Scott Walker	5/14/09	18:46	3-2 win at BOS	Tim Thomas (2)
11. Niclas Wallin (2)	5/19/02	13:42	2-1 win vs. TOR	Curtis Joseph (1)					

OPPONENTS' REGULAR-SEASON OVERTIME GOALS

GOAL SCORER	DATE	TIME	RESULT	CAR. GOALIE	GOAL SCORER	DATE	TIME	RESULT	CAR. GOALIE
1. Patrik Sundstrom	10/23/83	4:52	5-4 loss at VAN	Greg Millen (1)	42. Matthew Barnaby	12/12/97	4:45	3-2 loss at BUF	Sean Burke (10)
2. Jan Ludvig	2/16/84	4:54	6-5 loss at NJ	Ed Staniowski (1)	43. Steve Ruchin	11/11/98	1:04	5-4 loss at ANA	Trevor Kidd
3. Mike Foligno	3/11/84	1:53	4-3 loss at BUF	Greg Millen (2)	44. Jay Pandolfo	11/19/98	3:37	3-2 loss at NJ	Arturs Irbe
4. Petri Skriko (1)	2/1/85	1:11	4-3 loss at VAN	Steve Weeks (1)	45. Kelly Miller	1/16/99	0:09	3-2 loss vs. WSH	Arturs Irbe (2)
5. Dan Daoust	2/17/85	1:30	5-4 loss vs. TOR	Steve Weeks (2)	46. Kip Miller	3/10/99	2:49	3-2 loss vs. PIT	Arturs Irbe (3)
6. Marcel Dionne	2/23/85	2:46	2-1 loss vs. LA	Mike Liut (1)	47. Mike Modano	3/21/99	0:44	3-2 loss at DAL	Arturs Irbe (4)
7. Jean-Marc Lanthier	3/3/85	2:47	7-6 loss vs. VAN	Mike Liut (2)	48. Patrik Elias	11/18/00	4:20	3-2 loss at NJ	Arturs Irbe (5)
8. Ray Bourque	1/29/86	2:26	5-4 loss vs. BOS	Steve Weeks (3)	49. Dan McGillis	12/23/00	3:50	2-1 loss at PHI	Arturs Irbe (6)
9. Claude Loiselle	2/6/86	2:22	5-4 loss at DET	Mike Liut (3)	50. Sergei Fedorov	2/14/01	2:51	4-3 loss at DET	Arturs Irbe (7)
10. Gary Roberts (1)	12/22/87	4:10	6-5 loss at CGY	Steve Weeks (4)	51. Radek Martinek	10/17/01	3:43	2-1 loss at NYI	Tom Barrasso
11. Dave Brown	2/15/88	3:55	5-4 loss at PHI	Mike Liut (4)	52. Mariusz Czerkawski	10/26/01	3:01	3-2 loss vs. NYI	Tom Barrasso (2)
12. Petri Skriko (2)	11/5/88	0:34	3-2 loss vs. VAN	Mike Liut (5)	53. Jeff Halpern	12/2/01	3:24	4-3 loss vs. WSH	Tom Barrasso (3)
13. Rob Brown	12/26/88	1:39	4-3 loss vs. PIT	Mike Liut (6)	54. Stu Barnes	12/14/01	0:50	3-2 loss at BUF	Tom Barrasso (4)
14. Marc Fortier	1/28/89	0:32	3-2 loss vs. QUE	Peter Sidorkiewicz (1)	55. Mark Recchi	12/22/01	0:27	4-3 loss at PHI	Arturs Irbe (8)
15. Brent Ashton	2/19/89	3:23	7-6 loss at WPG	Peter Sidorkiewicz (2)	56. Tom Koivisto	10/15/02	3:49	2-1 loss at STL	Kevin Weekes
16. Dave Andreychuk	12/18/90	1:07	4-3 loss vs. BUF	Daryl Reaugh (1)	57. John LeClair	11/5/02	1:56	2-1 loss vs. PHI	Kevin Weekes (2)
17. Brian Benning	1/8/91	3:37	4-3 loss at LA	Daryl Reaugh (2)	58. Cory Sarich	11/17/02	3:45	2-1 loss vs. TB	Kevin Weekes (3)
18. Rod Brind'Amour	1/31/91	0:55	4-3 loss at STL	Daryl Reaugh (3)	59. Milan Hejduk	1/12/03	2:04	3-2 loss vs. COL	Kevin Weekes (4)
19. Brent Gilchrist	3/25/91	3:03	3-2 loss at MTL	Peter Sidorkiewicz (3)	60. Stephen Weiss	1/25/03	3:40	3-2 loss at FLA	Arturs Irbe (9)
20. Greg Brown	3/27/91	2:47	4-3 loss at NJ	Peter Sidorkiewicz (4)	61. Sergei Zubov	2/11/03	4:59	2-1 loss at DAL	Kevin Weekes (5)
21. Ray Bourque	11/16/91	1:39	5-4 loss vs. BOS	Peter Sidorkiewicz (5)	62. Scott Hartnell	12/3/03	3:30	2-1 loss vs. NSH	Kevin Weekes (6)
22. Stephan Lebeau	12/21/91	4:09	3-2 loss at MTL	Kay Whitmore (1)	63. Markus Naslund	12/14/03	4:13	2-1 loss at VAN	Jamie Storr (1)
23. Vladimir Ruzicka	1/16/92	0:26	4-3 loss at BOS	Peter Sidorkiewicz (6)	64. Darcy Tucker	2/19/04	2:18	2-1 loss vs. TOR	Kevin Weekes (7)
24. Joe Juneau	10/8/92	2:16	3-2 loss at BOS	Sean Burke (1)	65. Mike Ribeiro	2/28/04	3:38	1-0 loss vs. MTL	Kevin Weekes (8)
25. Randy McKay	10/28/92	0:48	4-3 loss vs. NJ	Frank Pietrangelo (1)	66. Dany Heatley	3/15/04	1:43	1-0 loss at ATL	Kevin Weekes (9)
26. Ted Donato	11/27/92	4:36	5-4 loss at BOS	Frank Pietrangelo (2)	67. Aleksey Morozov	3/19/04	1:17	4-3 loss at PIT	Kevin Weekes (10)
27. Gregori Pantalev	1/2/93	2:36	3-2 loss at BOS	Frank Pietrangelo (3)	68. Ken Klee	10/20/05	4:44	5-4 loss at TOR	Cam Ward
28. Ric Nattress	1/24/93	2:36	5-4 loss at PHI	Frank Pietrangelo (4)	69. Dan Boyle	12/26/05	4:26	5-4 loss at TB	Martin Gerber
29. Gary Roberts (2)	2/13/93	3:29	4-3 loss at CGY	Sean Burke (2)	70. Sami Kapanen	12/29/05	1:27	4-3 loss vs. PHI	Cam Ward (2)
30. Pierre Turgeon	2/28/93	2:39	7-6 loss vs. NYI	Sean Burke (3)	71. Joel Kwiatkowski	3/11/06	1:14	4-3 loss at FLA	Martin Gerber (2)
31. Vincent Damphousse	3/24/93	2:01	6-5 loss vs. MTL	Mario Gosselin (1)	72. Brian Gionta	4/11/06	0:28	4-3 loss vs. NJ	Martin Gerber (3)
32. Dmitri Yuskevich	4/16/93	1:25	5-4 loss vs. PHI	Mike Lenarduzzi (1)	73. Martin St. Louis	4/15/06	4:49	3-2 loss at TB	Martin Gerber (4)
33. Jaromir Jagr	12/4/93	2:04	7-6 loss vs. PIT	Jeff Reese (1)	74. Tom Poti	10/21/06	0:23	4-3 loss at NYI	John Grahame
34. Turner Stevenson	11/20/95	3:12	4-3 loss at MTL	Sean Burke (4)	75. Daniel Sedin	12/8/06	3:02	4-3 loss at VAN	Cam Ward (3)
35. Sandy McCarthy	1/10/96	2:06	3-2 loss at CGY	Sean Burke (5)	76. Zdeno Chara	2/3/07	1:49	4-3 loss vs. BOS	Cam Ward (4)
36. Don Sweeney	3/27/96	3:01	6-5 loss vs. BOS	Sean Burke (6)	77. Saku Koivu	10/3/07	1:05	3-2 loss vs. MTL	Cam Ward (5)
37. Steve Konowalchuk	1/1/97	3:01	3-2 loss at WSH	Jason Muzzatti (1)	78. Simon Gagne	10/20/07	0:48	3-2 loss at PHI	John Grahame (2)
38. Ted Donato	1/2/97	2:21	5-4 loss vs. BOS	Jason Muzzatti (2)	79. Marian Hossa	1/2/08	4:28	5-4 loss vs. ATL	Cam Ward (6)
39. Mats Lindgren	1/12/97	2:27	2-1 loss at EDM	Sean Burke (7)	80. Michal Handzus	10/17/08	3:21	4-3 loss at LA	Cam Ward (7)
40. Brian Savage	2/8/97	1:01	3-2 loss at MTL	Sean Burke (8)	81. Jeff Carter	12/6/09	3:34	2-1 loss v. PHI	Michael Leighton
41. Jason Dawe	10/31/97	3:21	3-2 loss vs. BUF	Sean Burke (9)					

OPPONENTS' PLAYOFF OVERTIME GOALS

GOAL SCORER	DATE	TIME	RESULT	CAR. GOALIE	GOAL SCORER	DATE	TIME	RESULT	CAR. GOALIE
1. Yvon Lambert	4/11/80	0:29	4-3 loss vs. MTL	Al Smith	8. Donald Audette	5/7/02	2:26	2-1 loss at MTL	Kevin Weekes
2. Claude Lemieux	4/29/86	5:55	2-1 loss at MTL	Mike Liut (1)	9. Igor Larionov	6/8/02	54:47	3-2 loss vs. DET	Arturs Irbe
3. Peter Stastny	4/16/87	6:05	5-4 loss at QUE	Mike Liut (2)	10. Michael Ryder	4/24/06	22:32	6-5 loss vs. MTL	Cam Ward
4. Stephane Richer	4/8/89	5:01	5-4 loss vs. MTL	Peter Sidorkiewicz	11. Daniel Briere	5/30/06	4:22	2-1 loss at BUF	Cam Ward (2)
5. Russ Courtnall (1)	4/9/89	15:12	4-3 loss vs. MTL	Kay Whitmore	12. Fernando Pisani	6/14/06	3:31	4-3 loss vs. EDM	Cam Ward (3)
6. Russ Courtnall (2)	5/1/92	25:26	3-2 loss at MTL	Frank Pietrangelo	13. Travis Zajac	4/19/09	4:58	3-2 loss vs. NJ	Cam Ward (4)
7. Anson Carter	4/30/99	34:45	4-3 loss vs. BOS	Arturs Irbe					





PLAYOFF HISTORY

History of Franchise Playoff Appearances with Results and Statistics



PLAYOFF STATS

1980 PLAYOFF STATISTICS

PLAYER	GP	G	A	PTS	PIM	PPG	SHG
HOWE, Mark	3	1	2	3	0	0	0
ROGERS, Mike	3	0	3	3	0	0	0
ROWE, Tom	3	2	0	2	0	0	0
HOWE, Gordie	3	1	1	2	2	0	0
ROBERTS, Gordie	3	1	1	2	2	0	0
HOWE, Marty	3	1	1	2	0	0	0
BOUTETTE, Pat	3	1	0	1	6	0	1
NEUFELD, Ray	2	1	0	1	0	0	0
KEON, Dave	3	0	1	1	0	0	0
ALLISON, Ray	2	0	1	1	0	0	0
JOHNSTON, Bernie	3	0	1	1	0	0	0
ALLEY, Steve	3	0	1	1	0	0	0
STOUGHTON, Blaine	1	0	0	0	0	0	0
SIMS, Al	3	0	0	0	2	0	0
DEBOL, Dave	3	0	0	0	0	0	0
FOTIU, Nick	3	0	0	0	6	0	0
HULL, Bobby	3	0	0	0	0	0	0
GIROUX, Larry	3	0	0	0	2	0	0
HODGSON, Rick	1	0	0	0	0	0	0
TOTALS	3	8	12	20	22	0	1
OPPONENTS	3	18	25	43	26	1	0

GOALTENDER	GPI	MINS	GA	GAA	W-L	SO	SA
SMITH, Al	2	120	10	5.00	0-2	0	65
GARRETT, John	1	60	8	8.00	0-1	0	40

Power Play Totals: Whalers 0-8 (0.0%); Montreal 1-10 (10.0%). **Penalty Killing:** Whalers 9-10 (90.0%); Montreal 8-8 (100%).

Shots by Period: Whalers 18-32-26-0 = 76; Montreal 37-40-27-1 = 105.

1986 PLAYOFF STATISTICS

PLAYER	GP	G	A	PTS	PIM	PPG	SHG
DINEEN, Kevin	10	6	7	13	18	1	0
ANDERSON, John	10	5	8	13	0	3	0
FERRARO, Ray	10	3	6	9	4	3	0
GAVIN, Stewart	10	4	1	5	13	0	0
TURGEON, Sylvain	9	2	3	5	4	0	0
EVASON, Dean	10	1	4	5	10	0	0
TIPPETT, Dave	10	2	2	4	4	0	1
BABYCH, Dave	8	1	3	4	14	0	0
McEWEN, Mike	8	0	4	4	6	0	0
MACDERMID, Paul	10	2	1	3	20	0	0
FRANCIS, Ron	10	1	2	3	4	0	0
SAMUELSSON, Ulf	10	1	2	3	38	0	0
JARVIS, Doug	10	0	3	3	4	0	0
QUENNEVILLE, Joel	10	0	2	2	12	0	0
ROBERTSON, Torrie	10	1	0	1	67	0	0
BABYCH, Wayne	10	0	1	1	2	0	0
KLEINENDORST, Scot	10	0	1	1	18	0	0
LAWLESS, Paul	1	0	0	0	0	0	0
WEEKS, Steve	3	0	0	0	0	0	0
MURZYN, Dana	4	0	0	0	10	0	0
LIUT, Mike	8	0	0	0	0	0	0
BOTHWELL, Tim	10	0	0	0	8	0	0
TOTALS	10	29	50	79	256	7	1
OPPONENTS	10	23	34	57	267	10	3

GOALTENDER	GPI	MINS	GA	GAA	W-L	SO	SA
LIUT, Mike	8	441	14	1.90	5-2	1	226
WEEKS, Steve	3	169	8	2.84	1-2	0	64

Power Play Totals: Whalers 7-38 (18.4%); Opponents 10-39 (25.6%). **Penalty Killing:** Whalers 29-39 (74.4%); Opponents 31-38 (81.6%).

Shots by Period: Whalers 75-100-82-4 = 261; Opponents 123-75-88-4 = 290.

1987 PLAYOFF STATISTICS

PLAYER	GP	G	A	PTS	PIM	PPG	SHG
GAVIN, Stewart	6	2	4	6	10	0	0
EVASON, Dean	5	3	2	5	35	0	0
FRANCIS, Ron	6	2	2	4	6	1	0
KLEINENDORST, Scot	4	1	3	4	20	0	0
DINEEN, Kevin	6	2	1	3	31	1	0
MACDERMID, Paul	6	2	1	3	34	0	0
MURZYN, Dana	6	2	1	3	29	1	0
ANDERSON, John	6	1	2	3	0	1	0
TURGEON, Sylvain	6	1	2	3	6	0	0
McEWEN, Mike	1	1	1	2	0	1	0
BABYCH, Dave	6	1	1	2	14	1	0
FERRARO, Ray	6	1	1	2	8	0	0
COTE, Sylvain	2	0	2	2	0	0	0
LAWLESS, Paul	2	0	2	2	2	0	0
LADOUCEUR, Randy	6	0	2	2	12	0	0
TIPPETT, Dave	6	0	2	2	4	0	0
SAMUELSSON, Ulf	5	0	1	1	41	0	0
WEEKS, Steve	1	0	0	0	0	0	0
CHURLA, Shane	2	0	0	0	42	0	0
HUGHES, Pat	3	0	0	0	0	0	0
SEMENKO, Dave	4	0	0	0	15	0	0
JARVIS, Doug	6	0	0	0	4	0	0
LIUT, Mike	6	0	0	0	2	0	0
QUENNEVILLE, Joel	6	0	0	0	0	0	0
TOTALS	6	19	30	49	315	6	0
OPPONENTS	6	27	49	76	294	12	1

GOALTENDER	GPI	MINS	GA	GAA	W-L	SO	SA
WEEKS, Steve	1	36	1	1.67	0-0	0	22
LIUT, Mike	6	332	25	4.52	2-4	0	159

Power Play Totals: Whalers 6-35 (17.1%); Quebec 12-39 (30.8%). **Penalty Killing:** Whalers 27-39 (69.2%); Quebec 29-35 (82.9%).

Shots by Period: Whalers 67-67-69-4 = 207; Quebec 54-71-50-6 = 181.

1988 PLAYOFF STATISTICS

PLAYER	GP	G	A	PTS	PIM	PPG	SHG
DINEEN, Kevin	6	4	4	8	8	1	0
FRANCIS, Ron	6	2	5	7	2	1	0
WILSON, Carey	6	2	4	6	2	1	0
BABYCH, Dave	6	3	2	5	2	0	0
MACDERMID, Paul	6	0	5	5	14	0	0
GAVIN, Stewart	6	2	2	4	4	0	0
CARSON, Lindsay	5	1	2	3	0	0	0
KLEINENDORST, Scot	3	1	1	2	0	1	0
COTE, Sylvain	6	1	1	2	4	1	0
EVASON, Dean	6	1	1	2	2	0	0
FERRARO, Ray	6	1	1	2	6	1	0
LADOUCEUR, Randy	6	1	1	2	4	0	0
McEWEN, Mike	2	0	2	2	2	0	0
QUENNEVILLE, Joel	6	0	2	2	2	0	0
YOUNG, Scott	4	1	0	1	0	0	0
ROBERTSON, Torrie	6	0	1	1	6	0	0
SHEEHY, Neil	1	0	0	0	7	0	0
LIUT, Mike	3	0	0	0	0	0	0
BRODEUR, Richard	4	0	0	0	0	0	0
PETERSON, Brent	4	0	0	0	2	0	0
SAMUELSSON, Ulf	5	0	0	0	8	0	0
TIPPETT, Dave	6	0	0	0	2	0	0
TURGEON, Sylvain	6	0	0	0	4	0	0
TOTALS	6	20	34	54	81	6	0
OPPONENTS	6	23	40	63	80	6	0

GOALTENDER	GPI	MINS	GA	GAA	W-L	SA
BRODEUR, Richard	4	200	12	3.60	1-3	87
LIUT, Mike	3	160	11	4.13	1-1	82

Power Play Totals: Whalers 6-26 (23.1%); Montreal 6-25 (24.0%). **Penalty Killing:** Whalers 19-25 (76.0%); Montreal 21-26 (80.8%).

Shots by Period: Whalers 60-61-59 = 180; Montreal 47-65-57 = 169.

PLAYOFF STATS

1989 PLAYOFF STATISTICS

PLAYER	GP	G	A	PTS	PIM	PPG	SHG
BABYCH, Dave	4	1	5	6	2	0	0
EVASON, Dean	4	1	2	3	10	0	1
QUENNEVILLE, Joel	4	0	3	3	4	0	0
FERRARO, Ray	4	2	0	2	4	0	0
YOUNG, Scott	4	2	0	2	4	0	0
MACDERMID, Paul	4	1	1	2	6	0	0
SAMUELSSON, Ulf	4	0	2	2	4	0	0
FRANCIS, Ron	4	0	2	2	0	0	0
TURGEON, Sylvain	4	0	2	2	4	0	0
LAWTON, Brian	3	1	0	1	0	0	0
SHAW, Brad	3	1	0	1	0	0	0
DINEEN, Kevin	4	1	0	1	10	0	0
JENNINGS, Grant	4	1	0	1	17	1	0
PETERSON, Brent	2	0	1	1	4	0	0
COTE, Sylvain	3	0	1	1	4	0	0
ANDERSON, John	4	0	1	1	2	0	0
TIPPETT, Dave	4	0	1	1	0	0	0
HULL, Jody	1	0	0	0	2	0	0
LADOUCEUR, Randy	1	0	0	0	10	0	0
MACIVER, Norm	1	0	0	0	2	0	0
MARTIN, Tom	1	0	0	0	4	0	0
PAVESE, Jim	1	0	0	0	0	0	0
SIDORKIEWICZ, Peter	2	0	0	0	0	0	0
WHITMORE, Kay	2	0	0	0	0	0	0
MALONEY, Don	4	0	0	0	8	0	0
TOTALS	4	11	21	32	111	1	1
OPPONENTS	4	18	25	43	125	4	1

GOALTENDER	GPI	MINS	GA	GAA	W-L	SO	SA
SIDORKIEWICZ, Peter	2	124	8	3.87	0-2	0	45
WHITMORE, Kay	2	135	10	4.44	0-2	0	73

Power Play Totals: Whalers 1-15 (6.7%); Montreal 4-18 (22.2%). **Penalty Killing:** Whalers 14-18 (77.8%); Montreal 14-15 (93.3%).

Shots by Period: Whalers 41-41-33-14 = 129; Montreal 31-41-31-15 = 118.

1990 PLAYOFF STATISTICS

PLAYER	GP	G	A	PTS	PIM	PPG	SHG
SHAW, Brad	7	2	5	7	0	1	0
FRANCIS, Ron	7	3	3	6	8	1	0
DINEEN, Kevin	6	3	2	5	18	0	0
EVASON, Dean	7	2	2	4	22	0	0
VERBEEK, Pat	7	2	2	4	26	1	0
TIPPETT, Dave	7	1	3	4	2	0	0
KRYGIER, Todd	7	2	1	3	4	0	0
BABYCH, Dave	7	1	2	3	0	0	0
ANDERSSON, Mikael	5	0	3	3	2	0	0
FERRARO, Ray	7	0	3	3	2	0	0
YOUNG, Scott	7	2	0	2	2	0	0
CORRIVEAU, Yvon	4	1	0	1	0	0	0
LADOUCEUR, Randy	7	1	0	1	10	0	0
SAMUELSSON, Ulf	7	1	0	1	18	0	0
HULL, Jody	5	0	1	1	2	0	0
TOMLAK, Mike	7	0	1	1	2	0	0
BURT, Adam	2	0	0	0	0	0	0
GOVEDARIS, Chris	2	0	0	0	2	0	0
KASTELIC, Ed	2	0	0	0	0	0	0
CUNNEYWORTH, Randy	4	0	0	0	2	0	0
COTE, Sylvain	5	0	0	0	2	0	0
JENNINGS, Grant	7	0	0	0	17	0	0
SIDORKIEWICZ, Peter	7	0	0	0	0	0	0
Bench	0	0	0	0	2	0	0
TOTALS	7	21	28	49	143	3	0
OPPONENTS	7	23	38	61	193	8	1

GOALTENDER	GPI	MINS	GA	GAA	W-L	SO	SA
SIDORKIEWICZ, Peter	7	429	23	3.22	3-4	0	193

Power Play Totals: Whalers 3-34 (8.8%); Boston 8-32 (25.0%). **Penalty Killing:** Whalers 24-32 (60.7%); Boston 31-34 (91.2%).

Shots by Period: Whalers 74-51-47-3 = 175; Boston 70-63-55-5 = 193.

1991 PLAYOFF STATISTICS

PLAYER	GP	G	A	PTS	PIM	PPG	SHG
CULLEN, John	6	2	7	9	10	0	0
HUNTER, Mark	6	5	1	6	17	3	0
VERBEEK, Pat	6	3	2	5	40	2	0
LADOUCEUR, Randy	6	1	4	5	6	0	0
ZALAPSKI, Zarley	6	1	3	4	8	0	0
EVASON, Dean	6	0	4	4	29	0	0
SHAW, Brad	6	1	2	3	2	0	0
YAKE, Terry	6	1	1	2	16	0	1
COTE, Sylvain	6	0	2	2	2	0	0
KRYGIER, Todd	6	0	2	2	0	0	0
BROWN, Rob.	5	1	0	1	7	1	0
CYR, Paul	6	1	0	1	10	0	0
DINEEN, Kevin	6	1	0	1	16	0	0
SIDORKIEWICZ, Peter	6	0	1	1	2	0	0
CUNNEYWORTH, Randy	1	0	0	0	0	0	0
TOMLAK, Mike	3	0	0	0	2	0	0
SANDERSON, Geoff	3	0	0	0	0	0	0
HOLIK, Bobby	6	0	0	0	7	0	0
HOUDA, Doug	6	0	0	0	8	0	0
McKENZIE, Jim	6	0	0	0	8	0	0
RICHARDS, Todd	6	0	0	0	2	0	0
TOTALS	6	17	29	46	192	6	1
OPPONENTS	6	24	40	64	145	10	0

GOALTENDER	GPI	MINS	GA	GAA	W-L	SO	SA
SIDORKIEWICZ, Peter	6	359	24	4.01	2-4	0	174

Power Play Totals: Whalers 6-24 (25.0%); Boston 10-36 (28.0%). **Penalty Killing:** Whalers 26-36 (72.0%); Boston 18-24 (75.0%).

Shots by Period: Whalers 65-61-42 = 168; Boston 52-59-63 = 174.

1992 PLAYOFF STATISTICS

PLAYER	GP	G	A	PTS	PIM	PPG	SHG
CRAVEN, Murray	7	3	3	6	6	0	1
CASSELS, Andrew	7	2	4	6	6	1	0
CORRIVEAU, Yvon	7	3	2	5	18	2	0
ZALAPSKI, Zarley	7	2	3	5	6	0	0
CUNNEYWORTH, Randy	7	3	0	3	9	1	1
CULLEN, John	7	2	1	3	12	1	0
POULIN, Patrick	7	2	1	3	0	1	0
RICHARDS, Todd	5	0	3	3	4	0	0
HOUDA, Doug	6	0	2	2	13	0	0
ANDERSSON, Mikael	7	0	2	2	6	0	0
VERBEEK, Pat	7	0	2	2	12	0	0
SANDERSON, Geoff	7	1	0	1	2	0	0
SHAW, Brad	3	0	1	1	4	0	0
GILLIS, Paul	5	0	1	1	0	0	0
HOLIK, Bobby	7	0	1	1	6	0	0
KONROYD, Steve	7	0	1	1	2	0	0
LADOUCEUR, Randy	7	0	1	1	11	0	0
WHITMORE, Kay	1	0	0	0	0	0	0
BURT, Adam	2	0	0	0	0	0	0
HUNTER, Mark	4	0	0	0	6	0	0
BERGEVIN, Marc	5	0	0	0	2	0	0
SHANK, Daniel	5	0	0	0	22	0	0
PIETRANGELO, Frank	7	0	0	0	0	0	0
TOTALS	7	18	28	46	147	6	2
OPPONENTS	7	21	35	56	169	8	1

GOALTENDER	GPI	MINS	GA	GAA	W-L	SO	SA
WHITMORE, Kay	1	19	1	3.16	0-0	0	1
PIETRANGELO, Frank	7	425	19	2.68	3-4	0	244

Power Play Totals: Whalers 6-40 (15.0%); Montreal 8-41 (19.5%). **Penalty Killing:** Whalers 33-41 (80.5%); Montreal 34-40 (85.0%).

Shots by Period: Whalers 51-83-63-11 = 208; Montreal 71-87-69-23 = 250.

PLAYOFF STATS

1999 PLAYOFF STATISTICS

PLAYER	GP	G	A	PTS	PIM	PPG	SHG
SHEPPARD, Ray	6	5	1	6	2	1	0
CHIASSON, Steve	6	1	2	3	2	1	0
GELINAS, Martin	6	0	3	3	2	0	0
PRIMEAU, Keith	6	0	3	3	6	0	0
BATTAGLIA, Bates	6	0	3	3	8	0	0
KRON, Robert	5	2	0	2	0	0	0
KAPANEN, Sami	5	1	1	2	0	0	0
ROBERTS, Gary	6	1	1	2	8	0	0
KOVALENKO, Andrei	4	0	2	2	2	0	0
FRANCIS, Ron	3	0	1	1	0	0	0
COFFEY, Paul	5	0	1	1	2	0	0
O'NEILL, Jeff	6	0	1	1	0	0	0
MACDONALD, Craig	1	0	0	0	0	0	0
KARPA, Dave	2	0	0	0	2	0	0
PRATT, Nolan	3	0	0	0	2	0	0
HALKO, Steven	4	0	0	0	2	0	0
MALIK, Marek	4	0	0	0	4	0	0
DINEEN, Kevin	6	0	0	0	8	0	0
LESCHYSHYN, Curtis	6	0	0	0	6	0	0
RANHEIM, Paul	6	0	0	0	2	0	0
WESLEY, Glen	6	0	0	0	2	0	0
IRBE, Arturs	6	0	0	0	0	0	0
MANDERVILLE, Kent	6	0	0	0	2	0	0
TOTALS	6	10	19	29	62	2	0
OPPONENTS	6	16	24	40	54	4	0

GOALTENDER	GPI	MINS	GA	GAA	W-L	SO	SA
IRBE, Arturs	6	408	15	2.21	2-4	0	181

Power Play Totals: Hurricanes 2-21 (9.5%); Boston 4-24 (16.7%). **Penalty Killing:** Hurricanes 20-24 (83.3%); Boston 19-21 (90.5%).

Shots by Period: Hurricanes 59-57-26-22 = 164; Boston 40-59-61-22 = 182.

2001 PLAYOFF STATISTICS

PLAYER	GP	G	A	PTS	PIM	PPG	SHG
KAPANEN, Sami	6	2	3	5	0	1	0
BRIND'AMOUR, Rod	6	1	3	4	6	0	0
O'NEILL, Jeff	6	1	2	3	10	0	0
TANABE, David	6	2	0	2	12	2	0
VASICEK, Josef	6	2	0	2	0	0	0
OZOLINSH, Sandis	6	0	2	2	5	0	0
BATTAGLIA, Bates	6	0	2	2	2	0	0
DANIELS, Jeff	6	0	2	2	2	0	0
GELINAS, Martin	6	0	1	1	6	0	0
DIMAIO, Rob	6	0	0	0	4	0	0
WESTLUND, Tommy	6	0	0	0	17	0	0
WESLEY, Glen	6	0	0	0	0	0	0
HATCHER, Kevin	6	0	0	0	6	0	0
KARPA, David	6	0	0	0	17	0	0
PELLERIN, Scott	6	0	0	0	4	0	0
LANGDON, Darren	4	0	0	0	12	0	0
ADAMS, Craig	3	0	0	0	0	0	0
MALIK, Marek	3	0	0	0	6	0	0
WALLIN, Niclas	3	0	0	0	2	0	0
FRANCIS, Ron	3	0	0	0	0	0	0
WILLIS, Shane	2	0	0	0	0	0	0
TOTALS	6	8	15	23	111	3	0
OPPONENTS	6	20	33	53	97	2	1

GOALTENDER	GPI	MINS	GA	GAA	W-L	SO	SA
IRBE, Arturs	6	360	20	3.33	2-4	0	201

Power Play Totals: Hurricanes 3-29 (10.3%); New Jersey 2-24 (8.3%). **Penalty Killing:** Hurricanes 22-24 (91.7%); New Jersey 26-29 (89.7%).

Shots by Period: Hurricanes 32-45-36-1= 114; New Jersey 72-79-50-0 = 201.

2002 PLAYOFF STATISTICS

PLAYER	GP	G	A	PTS	PIM	PPG	SHG
FRANCIS, Ron	23	6	10	16	6	4	0
BATTAGLIA, Bates	23	5	9	14	14	1	0
O'NEILL, Jeff	22	8	5	13	27	3	0
BRIND'AMOUR, Rod	23	4	8	12	16	2	1
COLE, Erik	23	6	3	9	30	1	0
KAPANEN, Sami	23	1	8	9	6	0	0
HILL, Sean	23	4	4	8	20	4	0
GELINAS, Martin	23	3	4	7	10	0	0
VASICEK, Josef	23	3	2	5	12	0	0
HEDICAN, Bret	23	1	4	5	20	0	0
SVOBODA, Jaroslav	23	1	4	5	28	1	0
WALLIN, Niclas	23	2	1	3	12	0	0
MALIK, Marek	23	0	3	3	18	0	0
WARD, Aaron	23	1	1	2	22	0	0
WESLEY, Glen	22	0	2	2	12	0	0
WESTLUND, Tommy	19	1	0	1	0	0	0
ADAMS, Kevyn	23	1	0	1	4	0	0
TANABE, David	1	0	1	1	0	0	0
DANIELS, Jeff	23	0	1	1	0	0	0
ADAMS, Craig	1	0	0	0	0	0	0
MACDONALD, Craig	4	0	0	0	2	0	0
WEEKES, Kevin	8	0	0	0	0	0	0
IRBE, Arturs	18	0	0	0	0	0	0
TOTALS	23	47	70	117	259	16	1
OPPONENTS	23	43	69	112	296	15	2

GOALTENDER	GPI	MINS	GA	GAA	W-L	SO	SA
WEEKES, Kevin	8	408	11	1.62	3-2	2	180
IRBE, Arturs	18	1078	30	1.67	10-8	1	480

Power Play Totals: Hurricanes 16-103 (15.5%); Opponents 15-96 (15.6%). **Penalty Killing:** Hurricanes 81-96 (84.4%); Opponents 87-103 (84.5%).

Shots by Period: Hurricanes 161-219-213-52 = 645; Opponents 199-216-198-49 = 662

2006 PLAYOFF STATISTICS

PLAYER	GP	G	A	PTS	PIM	PPG	SHG
STAAL, Eric	25	9	19	28	8	7	0
STILLMAN, Cory	25	9	17	26	14	4	0
BRIND'AMOUR, Rod	25	12	6	18	16	6	0
WILLIAMS, Justin	25	7	11	18	34	0	1
CULLEN, Matt	25	4	14	18	12	2	0
RECCHI, Mark	25	7	9	16	18	2	0
WEIGHT, Doug	23	3	13	16	20	2	0
WHITNEY, Ray	24	9	6	15	14	5	0
KABERLE, Frantisek	25	4	9	13	8	3	0
HEDICAN, Bret	25	2	9	11	42	0	0
LADD, Andrew	17	2	3	5	4	0	0
WARD, Aaron	25	2	3	5	18	0	0
WALLIN, Niclas	25	1	4	5	14	0	0
COMMODORE, Mike	25	2	2	4	33	0	1
WESLEY, Glen	25	0	2	2	16	0	0
LAROSE, Chad	21	0	1	1	10	0	0
WARD, Cam	23	0	1	1	0	0	0
ADAMS, Kevyn	25	0	0	0	14	0	0
ADAMS, Craig	25	0	0	0	10	0	0
COLE, Erik	2	0	0	0	0	0	0
TVERDOVSKY, Oleg	5	0	0	0	0	0	0
GERBER, Martin	6	0	0	0	4	0	0
VASICEK, Josef	8	0	0	0	2	0	0
TOTALS	25	73	129	202	319	31	2
OPPONENTS	25	60	108	168	334	20	2

GOALTENDER	GPI	MINS	GA	GAA	W-L	SO	SA
WARD, Cam	23	1320	47	2.14	15-8	2	631
GERBER, Martin	6	221	13	3.53	1-1	1	103

Power Play Totals: Hurricanes 31-129 (24.0%); Opponents 20-137 (14.6%). **Penalty Killing:** Hurricanes 117-137 (85.4%); Opponents 98-129 (76.0%).

Shots by Period: Hurricanes 230-252-211-28 = 721; Opponents 232-220-204-18 = 674.

PLAYOFF RECORDS

2009 PLAYOFF STATISTICS

PLAYER	GP	G	A	PTS	PIM	PPG	SHG
STAAL, Eric	18	10	5	15	4	3	0
JOKINEN, Jussi	18	7	4	11	2	2	0
LAROSE, Chad	18	4	7	11	16	0	0
WHITNEY, Ray	18	3	8	11	4	0	0
SAMSONOV, Sergei	17	5	3	8	6	0	0
PITKANEN, Joni	18	0	8	8	16	0	0
CORVO, Joe	18	2	5	7	4	1	0
WALKER, Scott	18	1	6	7	19	0	0
CULLEN, Matt	18	3	3	6	14	0	1
SEIDENBERG, Dennis	16	1	5	6	16	0	0
GLEASON, Tim	18	1	4	5	32	0	0
COLE, Erik	18	0	5	5	22	0	0
BAYDA, Ryan	15	2	2	4	18	0	0
RUUTU, Tuomo	16	1	3	4	8	0	0
BRIND'AMOUR, Rod	18	1	3	4	8	0	0
EAVES, Patrick	18	1	2	3	13	0	0
DWYER, Patrick	2	0	1	1	0	0	0
KABERLE, Frantisek	7	0	1	1	2	0	0
BABCHUK, Anton	13	0	1	1	10	0	0
HELMINEN, Dwight	1	0	0	0	0	0	0
CONBOY, Tim	3	0	0	0	9	0	0
WALLIN, Niclas	18	0	0	0	4	0	0
WARD, Cam	18	0	0	0	0	0	0
TOTALS	18	42	76	118	231	6	1
OPPONENTS	18	52	89	141	214	8	0

GOALTENDER	GPI	MINS	GA	GAA	W-L	SO	SA
WARD, Cam	18	1101	49	2.67	8-10	2	576

Power Play Totals: Hurricanes 6-60 (10.0%); Opponents 8-71 (11.3%). **Penalty Killing:** Hurricanes 63-71 (88.7%); Opponents 54-60 (90.0%).

Shots by Period: Hurricanes 186-189-177-18 = 570; Opponents 181-205-176-17 = 579.

ALL-TIME NHL PLAYOFF HISTORY

YEAR	RESULTS vs. SERIES OPPONENT	WHALERS/HURRICANES GOALS	OPPONENT GOALS
1980	0-3 series loss to Montreal Canadiens	8	18
1981	Did not qualify for playoffs		
1982	Did not qualify for playoffs		
1983	Did not qualify for playoffs		
1984	Did not qualify for playoffs		
1985	Did not qualify for playoffs		
1986	3-0 series win over Quebec Nordiques	16	7
	3-4 series loss to Montreal Canadiens	13	16
1987	2-4 series loss to Quebec Nordiques	19	27
1988	2-4 series loss to Montreal Canadiens	20	23
1989	0-4 series loss to Montreal Canadiens	11	18
1990	3-4 series loss to Boston Bruins	21	23
1991	2-4 series loss to Boston Bruins	17	24
1992	3-4 series loss to Montreal Canadiens	18	21
1993	Did not qualify for playoffs		
1994	Did not qualify for playoffs		
1995	Did not qualify for playoffs		
1996	Did not qualify for playoffs		
1997	Did not qualify for playoffs		
1998	Did not qualify for playoffs		
1999	2-4 series loss to Boston Bruins	10	16
2000	Did not qualify for playoffs		
2001	2-4 series loss to New Jersey Devils	8	20
2002	4-2 series win over New Jersey Devils	9	11
	4-2 series win over Montreal Canadiens	21	12
	4-2 series win over Toronto Maple Leafs	10	6
	1-4 series loss to Detroit Red Wings	7	14
2003	Did not qualify for playoffs		

ALL-TIME NHL PLAYOFF HISTORY CONTINUED

YEAR	RESULTS vs. SERIES OPPONENT	WHALERS/HURRICANES GOALS	OPPONENT GOALS
2004	<i>Did not qualify for playoffs</i>		
2006	4-2 series win over Montreal Canadiens	15	17
	4-1 series win over New Jersey Devils	17	10
	4-3 series win over Buffalo Sabres	22	17
	4-3 series win over Edmonton Oilers	19	16
2007	<i>Did not qualify for playoffs</i>		
2008	<i>Did not qualify for playoffs</i>		
2009	4-3 series win over New Jersey Devils	17	15
	4-3 series win over Boston Bruins	16	17
	0-4 series loss to Pittsburgh Penguins	9	20
TOTALS	59-68 (.465)	323	368

INDIVIDUAL SINGLE-GAME PLAYOFF RECORDS

MOST GOALS	2	23 times; last: Eric Staal , May 8, 2009, in an 4-1 win vs. Boston
MOST ASSISTS	4	John Anderson, April 12, 1986, in a 9-4 win vs. Quebec
		Eric Staal , April 24, 2006, in a 6-5 double-overtime loss vs. Montreal
MOST POINTS	6	John Anderson, April 12, 1986, in a 9-4 win vs. Quebec
MOST PENALTY MINUTES	30	Shane Churla, April 11, 1987, in a 5-1 loss at Quebec
MOST SAVES	53	Frank Pietrangelo, May 1-2, 1992, in a 3-2 overtime loss at Montreal
FASTEST TWO GOALS (one player)	3:08	Erik Cole , May 13, 2002, in an 8-2 win at Montreal
MOST SHOTS ON GOAL	11	Jeff O'Neill, May 28, 2002, in a 2-1 overtime win at Toronto

INDIVIDUAL SERIES PLAYOFF RECORDS

MOST GOALS	5	Eric Staal vs. New Jersey, 2009; Ray Sheppard vs. Boston, 1999; Mark Hunter vs. Boston, 1991
MOST ASSISTS	7	John Cullen vs. Boston, 1991
MOST POINTS	10	Bates Battaglia vs. Montreal, 2002; Cory Stillman vs. Buffalo, 2006
MOST PENALTY MINUTES	51	Torrie Robertson vs. Montreal, 1986
MOST SAVES	227	Cam Ward vs. New Jersey, 2009
MOST SHOTS ON GOAL	33	Eric Staal vs. New Jersey, 2009
MOST CONSECUTIVE GAMES (Goalie)	7	Peter Sidorkiewicz, 1990; Frank Pietrangelo, 1992; Cam Ward , 2006 and twice in 2009
LONGEST SHUTOUT STREAK	105:07	Arturs Irbe, May 21-25, 2002

INDIVIDUAL ONE-YEAR PLAYOFF RECORDS

MOST GOALS	12	Rod Brind'Amour , 2006
MOST ASSISTS	19	Eric Staal , 2006
MOST POINTS	28	Eric Staal , 2006
MOST PENALTY MINUTES	67	Torrie Robertson, 1986
MOST SAVES	537	Cam Ward , 2006
MOST SHOTS ON GOAL	87	Eric Staal , 2006
LONGEST GOAL-SCORING STREAK	4 games	Ray Sheppard, April 24-30, 1999
		Bates Battaglia, May 7-13, 2002
LONGEST ASSIST STREAK	5 games	Cory Stillman, May 26-June 5, 2006
LONGEST POINT-SCORING STREAK	15 games	Eric Staal , April 24-May 28, 2006 (7g, 13a)
LONGEST SHUTOUT STREAK	143:55	Kevin Weekes, April 24-May 3, 2002

TEAM SINGLE-GAME PLAYOFF RECORDS

MOST GOALS	9	April 12, 1986, in a 9-4 win vs. Quebec
MOST GOALS AGAINST	8	April 9, 1980, in an 8-4 loss at Montreal
MOST TOTAL GOALS	13	April 12, 1986, in a 9-4 win vs. Quebec
FASTEST GOAL (game)	0:25	Erik Cole , May 13, 2002, in an 8-2 win at Montreal
FASTEST GOAL (period)	0:22	Ray Whitney , April 24, 2006, in a 6-5 2OT loss vs. Montreal (third period)
LARGEST WINNING MARGIN	6	May 13, 2002, in an 8-2 win at Montreal
		May 6, 2006, in a 6-0 win vs. New Jersey
LARGEST LOSING MARGIN	5	April 8, 1980, in a 6-1 loss at Montreal
		April 11, 1991, in a 6-1 loss at Boston
		April 22, 2006, in a 6-1 loss vs. Montreal
SHORTEST OVERTIME	0:24	April 29, 1992, in a 2-1 win vs. Montreal
LONGEST OVERTIME	54:47	June 8-9, 2002, in a 3-2 loss vs. Detroit
LONGEST GAME	114:47	June 8-9, 2002, in a 3-2 loss vs. Detroit. Igor Larionov scored at 14:47 of the third overtime.
MOST PENALTY MINUTES	71	April 17, 2001, in a 4-0 loss vs. New Jersey
MOST PENALTY MINUTES, BOTH TEAMS	243	April 11, 1987, in a 3-1 loss at Quebec

PLAYOFF RECORDS

TEAM SERIES PLAYOFF RECORDS

MOST GOALS SCORED	22	vs. Buffalo, 2006, seven games
FEWEST GOALS SCORED	7	vs. Detroit, 2002, five games
MOST GOALS ALLOWED	27	by Quebec, 1987, six games
FEWEST GOALS ALLOWED	6	by Toronto, 2002, six games

TEAM ONE-YEAR PLAYOFF RECORDS

MOST GOALS SCORED	73	2006, 25 games
MOST GOALS ALLOWED	60	2006, 25 games
MOST TOTAL GOALS	133	2006, 25 games
MOST SHUTOUTS	3	2002, (4/27 and 5/3, Kevin Weekes; 5/23, Arturs Irbe) 2006, (5/6 and 5/7, Cam Ward ; 5/26, Martin Gerber)
LONGEST WINNING STREAK	7 games	April 26-May 10, 2006
LONGEST LOSING STREAK	4 games	April 11-16, 1987; April 5-9, 1989 June 6-13, 2002; May 18-26, 2009

OPPONENTS INDIVIDUAL SINGLE-GAME PLAYOFF RECORDS

MOST GOALS	3	Peter Stastny (April 11, 1987, in 5-1 Quebec win); Michel Goulet (April 12, 1987, in 4-1 Quebec win); John Ogrodnick (April 14, 1987, in 7-5 Quebec win); Cam Neely (April 4, 1991, in 4-3 Boston win) Evgeni Malkin (May 21, 2009, in a 7-4 Pittsburgh win)
MOST ASSISTS	5	Risto Siltanen, Quebec, April 5, 1987, in 7-5 Quebec win
MOST POINTS	5	Risto Siltanen, Quebec, April 5, 1987 (5a)
MOST PENALTY MINUTES	24	Randy Moller, Quebec, April 12, 1986, in a 9-4 Quebec loss
MOST SAVES	45	Jose Theodore, Montreal, May 5, 2002, in 4-1 Montreal win
FASTEST TWO GOALS BY ONE PLAYER	2:40	Kirk Muller, Montreal, April 27, 1992, in 7-4 Montreal win
MOST SHOTS ON GOAL	8	Alexander Mogilny, Toronto, May 19, 2002 Evgeni Malkin, May 21, 2009, in a 7-4 Pittsburgh win

OPPONENTS INDIVIDUAL SERIES PLAYOFF RECORDS

MOST GOALS	6	Yvon Lambert, Montreal, 1980; Stephane Richer, Montreal, 1988 Michel Goulet, Quebec, 1987; Evgeni Malkin, Pittsburgh, 2009
MOST ASSISTS	9	Denis Savard, Montreal, 1992
MOST POINTS	11	Stephane Richer, Montreal, 1988
MOST PENALTY MINUTES	50	Basil McRae, Quebec, 1987
MOST SAVES	222	Martin Brodeur, New Jersey, 2009
MOST SHOTS ON GOAL	29	Zach Parise, New Jersey, 2009
MOST CONSECUTIVE GAMES BY GOALTENDER	7	Patrick Roy, Montreal, 1986; Ryan Miller, Buffalo, 2006 Martin Brodeur, New Jersey, 2009; Tim Thomas, Boston, 2009
LONGEST SHUTOUT STREAK	186:03	Dominik Hasek, Detroit, 2002

OPPONENTS SINGLE-GAME PLAYOFF RECORDS

MOST GOALS	8	April 9, 1980, Montreal defeated Hartford 8-4
MOST GOALS AGAINST	9	April 12, 1986, Hartford defeated Quebec 9-4
MOST TOTAL GOALS	13	April 12, 1986, Hartford defeated Quebec 9-4
FASTEST GOAL (game)	0:13	Petri Skriko, April 5, 1991, in a 4-3 Boston win
FASTEST GOAL (period other than first)	0:29	Yvon Lambert in overtime on April 11, 1980 Montreal defeated Hartford 4-3
LARGEST WINNING MARGIN	5	Montreal in a 6-1 victory on April 8, 1980; Boston in a 6-1 victory on April 11, 1991 Montreal in a 6-1 victory on April 22, 2006
LARGEST LOSING MARGIN	6	Montreal in an 8-2 loss on May 13, 2002 New Jersey in a 6-0 loss on May 6, 2006

OPPONENTS TEAM SERIES PLAYOFF RECORDS

MOST GOALS SCORED	27	Quebec in 1987 in a 4-2 series win by Quebec
FEWEST GOALS SCORED	6	Toronto in 2002 in a 4-2 series win by Carolina
MOST GOALS ALLOWED	22	Buffalo in 2006 in a 4-3 series win by Carolina
FEWEST GOALS ALLOWED	7	Detroit in 2002 in a 4-1 series win by Detroit

TOP 20 PLAYOFF SCORERS

	PLAYER	GP	G	A	PTS	PIM	PLAYER	GP	G	A	PTS	PIM
1.	STAAL, Eric	43	19	24	43	12	11. WILLIAMS, Justin	25	7	11	18	34
2.	FRANCIS, Ron	62	14	25	39	26	FERRARO, Ray	33	7	11	18	24
3.	BRIND'AMOUR, Rod	72	18	20	38	46	13. O'NEILL, Jeff	34	9	7	17	37
4.	DINEEN, Kevin	44	17	14	31	109	ANDERSON, John	20	6	11	17	2
5.	WHITNEY, Ray	42	12	14	26	19	15. RECCHI, Mark	25	7	9	16	18
	STILLMAN, Cory	25	9	17	26	14	KAPANEN, Sami	34	4	12	16	6
7.	CULLEN, Matt	43	7	17	24	26	WEIGHT, Doug	23	3	13	16	20
8.	EVASON, Dean	38	8	15	23	18	18. GAVIN, Stewart	22	8	7	15	27
9.	BABYCH, Dave	31	7	13	20	32	HEDICAN, Bret	46	3	12	15	56
10.	BATTAGLIA, Bates	35	5	14	19	24	20. COLE, Erik	43	6	8	14	52
							KABERLE, Frantisek	32	4	10	14	10

TEAM PLAYOFF GOALTENDING

GOALTENDER	GP	MINS	GA	GAA	SVS	SVS%	W-L	SO	SA
WEEKES, Kevin	8	408	11	1.62	169	.939	3-2	2	180
IRBE, Arturs	30	1846	65	2.11	797	.925	14-16	1	862
WARD, Cam	41	2421	96	2.38	1064	.917	23-18	4	1,160
WEEKS, Steve	4	205	9	2.63	77	.895	1-2	0	86
PIETRANGELO, Frank	7	425	19	2.68	225	.922	3-4	0	244
LIUT, Mike	17	933	50	3.21	417	.892	8-7	1	467
GERBER, Martin	6	221	13	3.53	77	.856	1-1	1	90
BRODEUR, Richard	4	200	12	3.60	75	.882	1-3	0	87
SIDORKIEWICZ, Peter	15	912	55	3.62	404	.881	5-10	0	459
WHITMORE, Kay	3	154	11	4.29	67	.859	0-2	0	78
SMITH, AI	2	120	10	5.00	55	.846	0-2	0	65
GARRETT, John	1	60	8	8.00	32	.800	0-1	0	40

OPPONENT PLAYOFF SCORING LEADERS

PLAYER	TEAM	GP	G	A	PTS	PLAYER	TEAM	GP	G	A	PTS
1. Patrik Elias	NJ	24	6	13	19	Michel Goulet	QUE	9	7	5	12
2. Cam Neely	BOS	13	9	9	18	Brian Rafalski	NJ	17	4	8	12
Ray Bourque	BOS	15	4	14	18	13. Dave Poulin	BOS	13	4	7	11
4. Craig Janney	BOS	9	2	14	16	Michael Ryder	BOS, MTL	13	3	8	11
5. Stephane Richer	MTL-NJ	20	10	5	15	15. Brian Gionta	NJ	18	5	5	10
Mats Naslund	MTL	14	4	11	15	Mike McPhee	MTL	21	5	5	10
7. Bobby Smith	MTL	17	7	7	14	Brian Skrudland	MTL	24	4	6	10
Guy Carbonneau	MTL	24	7	7	14	Robert Picard	QUE	9	2	8	10
Bobby Holik	NJ	15	8	6	14	Denis Savard	MTL	7	1	9	10
10. Peter Stastny	QUE	9	6	6	12	Larry Robinson	MTL	20	0	10	10

OPPONENT GOALTENDING LEADERS (Minimum 60 minutes)

GOALTENDER	TEAM	GP	MINS	GA	(EN)	GAA	SVS	SVS%	W-L
Dominik Hasek	DET	5	355	7		1.18	113	.942	4-1
Byron Dafoe	BOS	6	412	10		1.46	154	.939	4-2
Curtis Joseph	TOR	5	387	10		1.55	149	.937	2-4
Tim Thomas	BOS	7	440	15	(1)	2.04	197	.929	3-4
Martin Brodeur	NJ	24	1459	50	(1)	2.06	595	.922	10-11
Jussi Markkanen	EDM	6	361	13	(1)	2.16	124	.905	3-3
Marc-Andre Fleury	PIT	4	240	9		2.25	109	.924	4-0
Brian Hayward	MTL	3	184	7	(1)	2.28	68	.907	2-1
Cristobal Huet	MTL	6	386	15		2.33	197	.929	2-4
Patrick Roy	MTL	21	1307	52	(2)	2.39	545	.905	14-7
Andy Moog	BOS	12	691	28	(1)	2.43	287	.911	8-4
Ryan Miller	BUF	7	431	22		2.50	172	.887	3-4
Denis Herron	MTL	2	120	5		3.06	43	.896	2-0
Jose Theodore	MTL	6	326	18		3.31	184	.911	2-4
Mario Gosselin	QUE	6	349	19		3.35	181	.905	4-2
Clint Malarchuk	QUE	4	203	16		4.73	94	.855	0-3

GAME HISTORY

GAME-BY-GAME PLAYOFF HISTORY

DATE	RESULT					GWG (OT TIME)	GOALIES: HFD-CAR/OPP (SAVES)	ATT.
1980								
Preliminary Round								
Apr. 8	HFD 1	at	Mtl. 6		Loss	Brian Engblom	Al Smith (31)/Denis Heron (20)	15,992
Apr. 9	HFD 4	at	Mtl. 8		Loss	Bob Gainey	John Garrett (32)/Denis Heron (23)	15,242
Apr. 11	Mtl. 4	at	HFD 3	OT	Loss	Yvon Lambert (0:29)	Al Smith (24)/Michel Larocque (25)	14,460
1981-85 <i>Out of the Playoffs</i>								
1986								
DIVISION SEMIFINAL								
Apr. 9	HFD 3	at	Que. 2	OT	WIN	SYLVAIN TURGEON (2:36)	Mike Liut (37)/Clint Malarchuk (34)	14,504
Apr. 10	HFD 4	at	Que. 1		WIN	PAUL MacDERMID	Mike Liut (26)/Clint Malarchuk (27)	14,562
Apr. 12	Que. 4	at	HFD 9		WIN	ULF SAMUELSSON	Mike Liut (29)/Clint Malarchuk (9)-Mario Gosselin (17)	15,126
DIVISION FINAL								
Apr. 17	HFD 4	at	Mtl. 1		WIN	SYLVAIN TURGEON	Mike Liut (26)/Patrick Roy (20)	17,145
Apr. 19	HFD 1	at	Mtl. 3		Loss	Guy Carbonneau	Mike Liut (27)/Patrick Roy (24)	17,657
Apr. 21	Mtl. 4	at	HFD 1		Loss	Stephane Richer	Mike Liut (5)-Steve Weeks (13)/Patrick Roy (20)	15,126
Apr. 23	Mtl. 1	at	HFD 2	OT	WIN	KEVIN DINEEN (1:06)	Steve Weeks (18)/Patrick Roy (22)	15,126
Apr. 25	HFD 3	at	Mtl. 5		Loss	Mike Lalor	Steve Weeks (25)/Patrick Roy (20)	17,660
Apr. 27	Mtl. 0	at	HFD 1		WIN	KEVIN DINEEN	Mike Liut (32)/Patrick Roy (16)	15,126
Apr. 29	HFD 1	at	Mtl. 2	OT	Loss	Claude Lemieux (5:55)	Mike Liut (30)/Patrick Roy (24)	17,546
1987								
DIVISION SEMIFINAL								
Apr. 8	Que. 2	at	HFD 3	OT	WIN	PAUL MacDERMID (2:20)	Mike Liut (23)/Mario Gosselin (38)	15,126
Apr. 9	Que. 4	at	HFD 5		WIN	DANA MURZYN	Mike Liut (20)/Clint Malarchuk (24)	15,126
Apr. 11	HFD 1	at	Que. 5		Loss	Peter Stastny	Mike Liut (11)-Steve Weeks (21)/Mario Gosselin (29)	14,527
Apr. 12	HFD 1	at	Que. 4		Loss	Michel Goulet	Mike Liut (33)/Mario Gosselin (28)	14,389
Apr. 14	Que. 7	at	HFD 5		Loss	John Ogradnick	Mike Liut (17)/Mario Gosselin (38)	15,126
Apr. 16	HFD 4	at	Que. 5	OT	Loss	Peter Stastny (6:05)	Mike Liut (29)/Mario Gosselin (31)	15,383
1988								
DIVISION SEMIFINAL								
Apr. 6	HFD 3	at	Mtl. 4		Loss	Stephane Richer	Mike Liut (22)-Richard Brodeur (9)/Patrick Roy (21)	16,523
Apr. 7	HFD 3	at	Mtl. 7		Loss	Claude Lemieux	Richard Brodeur (21)/Patrick Roy (28)	16,640
Apr. 9	Mtl. 4	at	HFD 3		Loss	Ryan Walter	Mike Liut (24)/Patrick Roy (30)	15,223
Apr. 10	Mtl. 5	at	HFD 7		WIN	KEVIN DINEEN	Mike Liut (26)/Patrick Roy (36)	15,061
Apr. 12	HFD 3	at	Mtl. 1		WIN	CAREY WILSON	Richard Brodeur (22)/Brian Hayward (26)	16,687
Apr. 14	Mtl. 2	at	HFD 1		Loss	Stephane Richer	Richard Brodeur (23)/Brian Hayward (19)	15,223
1989								
DIVISION SEMIFINAL								
Apr. 5	HFD 2	at	Mtl. 6		Loss	Ryan Walter	Kay Whitmore (27)/Patrick Roy (25)	16,005
Apr. 6	HFD 2	at	Mtl. 3		Loss	Mike McPhee	Peter Sidorkiewicz (14)/Patrick Roy (27)	16,563
Apr. 8	Mtl. 5	at	HFD 4	OT	Loss	Stephane Richer (5:01)	Peter Sidorkiewicz (23)/Brian Hayward (23)	13,363
Apr. 9	Mtl. 4	at	HFD 3	OT	Loss	Russ Courtnall (15:12)	Kay Whitmore (36)/Patrick Roy (43)	12,245
1990								
DIVISION SEMIFINAL								
Apr. 5	HFD 4	at	Bos. 3		WIN	RANDY LADOUCEUR	Peter Sidorkiewicz (33)/Rejean Lemelin (13)	14,448
Apr. 7	HFD 1	at	Bos. 3		Loss	Garry Galley	Peter Sidorkiewicz (32)/Andy Moog (25)	14,448
Apr. 9	Bos. 3	at	HFD 5		WIN	PAT VERBEEK	Peter Sidorkiewicz (32)/Andy Moog (22)	15,535
Apr. 11	Bos. 6	at	HFD 5		Loss	Dave Poulin	Peter Sidorkiewicz (23)/R. Lemelin (17),Andy Moog (7)	15,535
Apr. 13	HFD 2	at	Bos. 3		Loss	Cam Neely	Peter Sidorkiewicz (15)/Andy Moog (20)	14,448
Apr. 15	Bos. 2	at	HFD 3	OT	WIN	KEVIN DINEEN (12:30)	Peter Sidorkiewicz (23)/Andy Moog (23)	15,535
Apr. 17	HFD 1	at	Bos. 3		Loss	Craig Janney	Peter Sidorkiewicz (22)/Andy Moog (27)	14,448

1991

DIVISION SEMIFINAL

Apr. 3	HFD 5	at	Bos. 2	WIN	ROB BROWN	Peter Sidorkiewicz (26)/Andy Moog (19)	14,448
Apr. 5	HFD 3	at	Bos. 4	Loss	Cam Neely	Peter Sidorkiewicz (36)/Andy Moog (24)	14,448
Apr. 7	Bos. 6	at	HFD 3	Loss	Dave Christian	Peter Sidorkiewicz (17)/Andy Moog (22)	15,635
Apr. 9	Bos. 3	at	HFD 4	WIN	ZARLEY ZALAPSKI	Peter Sidorkiewicz (32)/Andy Moog (30)	14,198
Apr. 11	HFD 1	at	Bos. 6	Loss	Dave Christian	Peter Sidorkiewicz (26)/Andy Moog (25)	14,448
Apr. 13	Bos. 3	at	HFD 1	Loss	Bob Sweeney	Peter Sidorkiewicz (13)/Andy Moog (31)	15,635

1992

DIVISION SEMIFINAL

Apr. 19	HFD 0	at	Mtl. 2	Loss	Gilbert Dionne	Frank Pietrangelo (28)/Patrick Roy (32)	16,624
Apr. 21	HFD 2	at	Mtl. 5	Loss	Kirk Muller	Frank Pietrangelo (23)/Patrick Roy (15)	16,627
Apr. 23	Mtl. 2	at	HFD 5	WIN	JOHN CULLEN	Frank Pietrangelo (32)/Patrick Roy (28)	6,728
Apr. 25	Mtl. 1	at	HFD 3	WIN	RANDY CUNNEYWORTH	Frank Pietrangelo (24)/Patrick Roy (33)	10,071
Apr. 27	HFD 4	at	Mtl. 7	Loss	Kirk Muller	Frank Pietrangelo (23)-Kay Whitmore (4)/P. Roy (19)	16,693
Apr. 29	Mtl. 1	at	HFD 2	OT WIN	YVON CORRIVEAU (0:24)	Frank Pietrangelo (42)/Patrick Roy (24)	8,262
May 1	HFD 2	at	Mtl. 3	2 OT Loss	Russ Courtnall (25:26)	Frank Pietrangelo (53)/Patrick Roy (39)	17,718

1993-98

Out of the Playoffs

1999

CONFERENCE QUARTERFINAL

Apr. 22	Bos 2	at	CAR 0	Loss	Rob DiMaio	Arturs Irbe (27)/Byron Dafoe (19)	11,059
Apr. 24	Bos 2	at	CAR 3	OT WIN	RAY SHEPPARD (17:05)	Arturs Irbe (22)/Byron Dafoe (27)	11,059
Apr. 26	CAR 3	at	Bos 2	WIN	ROBERT KRON	Arturs Irbe (24)/Byron Dafoe (18)	17,565
Apr. 28	CAR 1	at	Bos 4	Loss	Landon Wilson	Arturs Irbe (26)/Byron Dafoe (22)	17,565
Apr. 30	Bos 4	at	CAR 3	2 OT Loss	Anson Carter (34:45)	Arturs Irbe (48)/Byron Dafoe (37)	11,059
May 2	CAR 0	at	Bos 2	Loss	Joe Thornton	Arturs Irbe (19)/Byron Dafoe (31)	17,565

2000

Out of the Playoffs

2001

CONFERENCE QUARTERFINAL

Apr. 12	CAR 1	at	NJ 5	Loss	Bobby Holik	Arturs Irbe (31)/Martin Brodeur (17)	19,040
Apr. 15	CAR 0	at	NJ 2	Loss	Alexander Mogilny	Arturs Irbe (27)/Martin Brodeur (18)	19,040
Apr. 17	NJ 4	at	CAR 0	Loss	Bobby Holik	Arturs Irbe (20)/Martin Brodeur (18)	17,525
Apr. 18	NJ 2	at	CAR 3	OT WIN	ROD BRIND'AMOUR (0:46)	Arturs Irbe (32)/Martin Brodeur (30)	14,339
Apr. 20	CAR 3	at	NJ 2	WIN	JEFF O'NEILL	Arturs Irbe (37)/Martin Brodeur (11)	19,040
Apr. 22	NJ 5	at	CAR 1	Loss	Sergei Brylin	Arturs Irbe (34)/Martin Brodeur (14)	18,730

2002

CONFERENCE QUARTERFINAL

Apr. 17	NJ 1	at	CAR 2	WIN	ERIK COLE	Arturs Irbe (34)/Martin Brodeur (15)	15,401
Apr. 19	NJ 1	at	CAR 2	OT WIN	BATES BATTAGLIA (15:26)	Arturs Irbe (30)/Martin Brodeur (26)	18,730
Apr. 21	CAR 0	at	NJ 4	Loss	Brian Gionta	Arturs Irbe (9),Kevin Weekes (22)/Martin Brodeur (16)	17,004
Apr. 23	CAR 1	at	NJ 3	Loss	Brian Gionta	Arturs Irbe (6),Kevin Weekes (13)/Martin Brodeur (23)	17,057
Apr. 24	NJ 2	at	CAR 3	OT WIN	JOSEF VASICEK (8:16)	Kevin Weekes (40)/Martin Brodeur (35)	18,336
Apr. 27	CAR 1	at	NJ 0	WIN	RON FRANCIS	Kevin Weekes (32)/Martin Brodeur (21)	17,104

CONFERENCE SEMIFINAL

May 3	Mtl. 0	at	CAR 2	WIN	RON FRANCIS	Kevin Weekes (25)/Jose Theodore (36)	18,809
May 5	Mtl. 4	at	CAR 1	Loss	Andrei Markov	Kevin Weekes (12)/Jose Theodore (45)	18,730
May 7	CAR 1	at	Mtl. 2	OT Loss	Donald Audette	Kevin Weekes (18)/Jose Theodore (33)	21,273
May 9	CAR 4	at	Mtl. 3	OT WIN	NICLAS WALLIN (3:14)	Kevin Weekes (7),Arturs Irbe (10)/Jose Theodore (36)	21,273
May 12	Mtl. 1	at	CAR 5	WIN	ROD BRIND'AMOUR	Arturs Irbe (30)/Jose Theodore (26)	18,853
May 13	CAR 8	at	Mtl. 2	WIN	SEAN HILL	Arturs Irbe (31)/Jose Theodore (8);Stephane Fiset (16)	21,273

CONFERENCE FINAL

May 16	Tor. 2	at	CAR 1	Loss	Jonas Hoglund	Arturs Irbe (22)/Curtis Joseph (31)	18,730
May 19	Tor. 1	at	CAR 2	OT WIN	NICLAS WALLIN (13:42)	Arturs Irbe (26)/Curtis Joseph (31)	18,924
May 21	CAR 2	at	Tor. 1	OT WIN	JEFF O'NEILL (6:01)	Arturs Irbe (20)/Curtis Joseph (15)	19,293
May 23	CAR 3	at	Tor. 0	WIN	JAROSLAV SVOBODA	Arturs Irbe (31)/Curtis Joseph (12)	19,299
May 25	Tor. 1	at	CAR 0	Loss	Darcy Tucker	Arturs Irbe (18)/Curtis Joseph (27)	19,016
May 28	CAR 2	at	Tor. 1	OT WIN	MARTIN GELINAS (8:05)	Arturs Irbe (35)/Curtis Joseph (33)	19,327

STANLEY CUP FINAL

June 4	CAR 3	at	Det. 2	OT WIN	RON FRANCIS (0:58)	Arturs Irbe (23)/Dominik Hasek (23)	20,058
June 6	CAR 1	at	Det. 3	Loss	Nicklas Lidstrom	Arturs Irbe (27)/Dominik Hasek (16)	20,058
June 8	Det. 3	at	CAR 2	3OT Loss	Igor Larionov (54:47)	Arturs Irbe (50)/Dominik Hasek (41)	18,982
June 10	Det. 3	at	CAR 0	Loss	Brett Hull	Arturs Irbe (24)/Dominik Hasek (17)	18,986
June 13	CAR 1	at	Det. 3	Loss	Brendan Shanahan	Arturs Irbe (24)/Dominik Hasek (16)	20,058

GAME HISTORY

2003-04

Out of the Playoffs

2006

CONFERENCE QUARTERFINAL

Apr. 22	Mtl. 6	at	CAR 1		Loss	Radek Bonk	Martin Gerber (15)/Cristobal Huet (42)	18,812
Apr. 24	Mtl. 6	at	CAR 5	2OT	Loss	Michael Ryder (22:32)	Martin Gerber (10), Cam Ward (20)/Cristobal Huet (41)	18,730
Apr. 26	CAR 2	at	Mtl. 1	OT	WIN	ERIC STAAL (3:38)	Cam Ward (27)/Cristobal Huet (34)	21,273
Apr. 28	CAR 3	at	Mtl. 2		WIN	ROD BRIND'AMOUR	Cam Ward (23)/Cristobal Huet (27)	21,273
Apr. 30	Mtl. 1	at	CAR 2		WIN	MATT CULLEN	Cam Ward (30)/Cristobal Huet (26)	18,887
May 2	CAR 2	at	Mtl. 1	OT	WIN	CORY STILLMAN (1:19)	Cam Ward (25)/Cristobal Huet (27)	21,273

CONFERENCE SEMIFINAL

May 6	NJ 0	at	CAR 6		WIN	RAY WHITNEY	Cam Ward (21)/Martin Brodeur (29), Scott Clemmensen (3)	18,730
May 8	NJ 2	at	CAR 3	OT	WIN	NICLAS WALLIN (3:09)	Cam Ward (21)/Martin Brodeur (35)	18,730
May 10	CAR 3	at	NJ 2		WIN	ROD BRIND'AMOUR	Cam Ward (28)/Martin Brodeur (21)	16,862
May 13	CAR 1	at	NJ 5		Loss	Jay Pandolfo	Cam Ward (13), Martin Gerber (15)/Martin Brodeur (19)	17,585
May 14	NJ 1	at	CAR 4		WIN	CORY STILLMAN	Cam Ward (17)/Martin Brodeur (27)	18,730

CONFERENCE FINAL

May 20	Buf. 3	at	CAR 2		Loss	Jay McKee	Cam Ward (24)/Ryan Miller (29)	18,730
May 22	Buf. 3	at	CAR 4		WIN	JUSTIN WILLIAMS	Cam Ward (16)/Ryan Miller (31)	18,730
May 24	CAR 3	at	Buf. 4		Loss	Ales Kotalik	Cam Ward (22), Martin Gerber (7)/Ryan Miller (24)	18,690
May 26	CAR 4	at	Buf. 0		WIN	MARK RECCHI	Martin Gerber (22)/Ryan Miller (17)	18,690
May 28	Buf. 3	at	CAR 4	OT	WIN	CORY STILLMAN (8:46)	Martin Gerber (8)-Cam Ward (15)/Ryan Miller (22)	18,730
May 30	CAR 1	at	Buf. 2	OT	Loss	Daniel Briere (4:22)	Cam Ward (29)/Ryan Miller (25)	18,690
June 1	Buf. 2	at	CAR 4		WIN	ROD BRIND'AMOUR	Cam Ward (22)/Ryan Miller (24)	18,730

STANLEY CUP FINAL

June 5	Edm. 4	at	CAR 5		WIN	ROD BRIND'AMOUR	Cam Ward (34)/Dwayne Roloson (19)-Ty Conklin (2)	18,797
June 7	Edm. 0	at	CAR 5		WIN	ANDREW LADD	Cam Ward (25)/Jussi Markkanen (21)	18,928
June 10	CAR 1	at	Edm. 2		Loss	Ryan Smyth	Cam Ward (28)/Jussi Markkanen (24)	16,839
June 12	CAR 2	at	Edm. 1		WIN	MARK RECCHI	Cam Ward (20)/Jussi Markkanen (18)	16,839
June 14	Edm. 4	at	CAR 3	OT	Loss	Fernando Pisani (3:31)	Cam Ward (25)/Jussi Markkanen (21)	18,974
June 17	CAR 0	at	Edm. 4		Loss	Fernando Pisani	Cam Ward (30)/Jussi Markkanen (16)	16,839
June 19	Edm. 1	at	CAR 3		WIN	FRANTISEK KABERLE	Cam Ward (22)/Jussi Markkanen (24)	18,978

2007-08

Out of the Playoffs

2009

CONFERENCE QUARTERFINAL

April 15	CAR 1	at	NJ 4		Loss	Zach Parise	Cam Ward (35)/Martin Brodeur (18)	17,625
April 17	CAR 2	at	NJ 1	OT	WIN	TIM GLEASON (2:40)	Cam Ward (33)/Martin Brodeur (30)	17,625
April 19	NJ 3	at	CAR 2	OT	Loss	Travis Zajac (4:58)	Cam Ward (32)/Martin Brodeur (28)	17,971
April 21	NJ 3	at	CAR 4		WIN	JUSSI JOKINEN	Cam Ward (26)/Martin Brodeur (42)	17,465
April 23	CAR 0	at	NJ 1		Loss	David Clarkson	Cam Ward (41)/Martin Brodeur (44)	17,625
April 26	NJ 0	at	CAR 4		WIN	RAY WHITNEY	Cam Ward (28)/Martin Brodeur (33)	18,680
April 28	CAR 4	at	NJ 3		WIN	ERIC STAAL	Cam Ward (32)/Martin Brodeur (27)	17,625

CONFERENCE SEMIFINAL

May 1	CAR 1	at	BOS 4		Loss	Marc Savard	Cam Ward (20)/Tim Thomas (26)	17,565
May 3	CAR 3	at	BOS 0		WIN	JOE CORVO	Cam Ward (36)/Tim Thomas (22)	17,565
May 6	BOS 2	at	CAR 3	OT	WIN	JUSSI JOKINEN	Cam Ward (21)/Tim Thomas (38)	18,680
May 8	BOS 1	at	CAR 4		WIN	JUSSI JOKINEN	Cam Ward (20)/Tim Thomas (27)	18,878
May 10	CAR 0	at	BOS 4		Loss	Mark Recchi	Cam Ward (36)/Tim Thomas (19)	17,565
May 12	BOS 4	at	CAR 2		Loss	Marc Savard	Cam Ward (15)/Tim Thomas (31)	18,680
May 14	CAR 3	at	BOS 2	OT	WIN	SCOTT WALKER	Cam Ward (34)/Tim Thomas (34)	17,565

CONFERENCE FINAL

May 18	CAR 2	at	PIT 3		Loss	Philippe Boucher	Cam Ward (28)/Marc-Andre Fleury (23)	17,132
May 21	CAR 4	at	PIT 7		Loss	Evgeni Malkin	Cam Ward (35)/Marc-Andre Fleury (24)	17,132
May 23	PIT 6	at	CAR 2		Loss	Evgeni Malkin	Cam Ward (34)/Marc-Andre Fleury (32)	18,789
May 26	PIT 4	at	CAR 1		Loss	Maxime Talbot	Cam Ward (21)/Marc-Andre Fleury (30)	18,680



GENERAL INFO

Media and NHL Information



MEDIA INFO

The Carolina Hurricanes extend a cordial welcome to all media covering our home games. We appreciate the coverage you provide us, and we will do everything possible to assist you in your game duties.

The following is some information relating to our game night operation and press box which you should read carefully. Your cooperation in following these guidelines is much appreciated.

MEDIA RELATIONS DEPARTMENT

Mike Sundheim	Director of Media Relations		
	Office:	(919) 861-5477	Home: (919) 490-6629
	Mobile:	(919) 522-4583	Email: mikes@carolinahurricanes.com
Kyle Hanlin	Manager of Media Relations / Broadcast Coordinator		
	Office:	(919) 861-5429	Home: (919) 327-4942
	Mobile:	(919) 523-7635	Email: kyleh@carolinahurricanes.com

MEDIA CREDENTIALS POLICY

Media credentials are issued to working media only. All credentials are non-transferable, and any unauthorized use will subject bearer to ejection from the RBC Center and confiscation of the credential. Credentials are good for admittance to the arena, press box, press dining room and both locker rooms.

Media credentials are divided into two categories: full-season and single-game. Season media passes will be issued to recognized newspapers, magazines, television and established radio stations completing our formal request form. Send a request for the form to Mike Sundheim via email at mikes@carolinahurricanes.com or via fax at (919) 462-0123. A media credential cannot be used to sit in spectator seating areas.

Single-game credentials should be requested via email to either Mike Sundheim or Kyle Hanlin at least 24 hours prior to game time.

Photo credentials will be issued on a priority basis to daily publications, wire services, team photographers or national publications on specific assignments only.

PRE-GAME ACCESS

The Hurricanes open their locker room to the media two hours prior to all home games for a 20-minute window of availability.

MEDIA PARKING

Full-season media will be issued general media parking passes. The East (black) lot is closest to the media entrance, which is the VIP entrance on the South end of the building. Television crews will be allowed to park just outside the security entrance. However, there will only be space for one truck per station.

MEDIA ROOM

Media possessing credentials are invited to enjoy a meal before each game in the press room. The room opens two and a half hours before game time. Dining room usage is limited to those presenting valid Hurricanes or NHL Team Management passes. It is prohibited to allow family members, friends or guests into the press room without a valid credential. Our fine press meal costs \$7.

PRESS NOTES

A complete set of press notes and additional materials are available for all working media at the morning skate and in the media dining room. Notes and other materials will also be available in the press box before and during the game.

PRESS BOX

The press box is located at the top floor (5) of the RBC Center and is accessible via the press elevator.

GAME-NIGHT STAFF

The Hurricanes game-night staff members are available to meet your needs, so please feel free to ask any of the following people for help on event nights. Staff members are posted at the press gate (VIP Entrance) and the meal room prior to game time and in the press box after face-off.

Jonathan Albert
Kelly Lynch

Shannon Cavender
Katie Perry

Ken Hamlin
Drew Sanchez

Ryan Jones

OUT-OF-TOWN SCORES

Out-of-town score sheets are delivered to all radio and television broadcasters, as well as all media located in the press box, throughout the game.

POST-GAME ACCESS

Both locker rooms will be opened five minutes after the teams leave the ice. Hurricanes Head Coach Paul Maurice will hold a post-game news conference following each game in the Media Room. Written quotes from both Paul Maurice and the visiting coach, in addition to game statistics, will be provided to the media. The officials' locker room is off-limits to the media. Should a comment or interpretation from the game's referee or NHL supervisor be needed, a pool reporter may be assigned.

AREAS OFF-LIMITS

Media are prohibited from entering the medical room and shower area within the Hurricanes' and visiting locker rooms.

PRACTICES

Hurricanes' practices are open to the public and all media. You should, however, verify times and location. Hurricanes' practices that are not at the RBC Center will be held at the RecZone in Raleigh, N.C.

Directions to the RBC Center
FROM THE AIRPORT (RDU):

I-40 East to Wade Avenue exit... Take Edwards Mill Rd./Arena Exit and bear right...RBC Center is on the left.

Directions to Practice Facility
FROM THE AIRPORT:

I-40 East take Wade Avenue exit... Get onto I-440 Inner Beltline... Take Wake Forest Road exit (#10)... Take right onto Wake Forest Road... Make third left onto Hodges Street... RecZone is directly on the right.

PRINT AND WEB
ASHEBORO COURIER-TRIBUNE

500 Sunset Avenue
Asheboro, NC 27203
336/626-6133; *Fax:* 336/626-7074
Writers: Dennis Garcia, Joel Edwards
sports@courier-tribune.com

BURLINGTON TIMES-NEWS

707 South Main St.
Burlington, NC 27215
336/229-2454; *Fax:* 336/229-2463
Sports Editor: Bob Sutton
Bob_Sutton@link.freedom.com

DUNN DAILY RECORD

99 West Broad Street
Dunn, NC 28335
910/891-1234

FAYETTEVILLE OBSERVER

458 Whitfield St.
Fayetteville, NC 28302
910/486-3513; *Fax:* 910/486-3545
Writer: Paul Shugar
shugarp@fayobserver.com

FRANKLIN TIMES

P.O. Box 119
109 South Bickett Blvd.
Louisburg, NC 27549
919/496-6503; *Fax:* 919/496-1689
Sports Editor: Geoff Neville
sports@thefranklintimes.com

HERALD SUN OF DURHAM

P.O. Box 2092
Durham, NC 27702
919/419-6673; *Fax:* 919/419-6889
Sports Editor: Jimmy Dupree
sports@heraldsun.com

NEWS & OBSERVER

P.O. Box 191
Raleigh, NC 27602
919/829-4560; *Fax:* 919/829-4888
Sports Editor: Gary Schwab
gschwab@newsobserver.com
Writers: Chip Alexander, Luke DeCock
J.P. Giglio, Javier Serna
Photo Editor: Kevin Keister
sports@newsobserver.com

ROCKY MOUNT TELEGRAM

800 Tiffany Blvd.
Rocky Mount, NC 27802
252/407-9950
Sports Editor: Ben Jones
bjones@coxnc.com

WILSON DAILY TIMES

P.O. Box 2447
Wilson, NC 27894
252/265-7807

WINSTON-SALEM JOURNAL

P.O. Box 3159
Winston-Salem, NC 27102
336/727-7310; *Fax:* 336/727-4083
Sports Editor: Terry Oberle
sports@wsjournal.com
Writer: Lenox Rawlings

WRALSPORTSFAN.COM

711 Hillsborough St.
Raleigh, NC 27603
919/821-8600
Editor: Dane Huffman
dhuffman@wral.com

ALL SPORTS RADIO

(*Rightsholder)

***99.9 THE FAN**

WCMC (99.9 FM)
Program Director: David Shore
Hosts: Mike Maniscalco,
David Glenn, Mark Thomas
711 Hillsborough St.
Raleigh, NC 27603
919/890-6101
mmaniscalco@999thefan.com

620 THE BUZZ

WDNC (620 AM)
4601 Six Forks Road
Suite 520
Raleigh, NC 27609
Hosts: Adam Gold, Joe Ovies,
Taylor Zarzour,
919/875-9100

***PIRATE RADIO**

WGHB, (1250 AM)
P.O. Box 229
Greenville, NC, 27828
919/753-4122

790 THE BALL

WBLO (790 AM)
1607 Country Club Drive
P.O. Box 5663
High Point, NC 27262
336/454-0790

OTHER LOCAL RADIO
CAPITOL BROADCASTING CO.

WRAL (101.5 FM)
711 Hillsborough St.
Raleigh, NC 27603
919/890-6101

CURTIS MEDIA GROUP

WWMY (102.9 FM)
WBBB (96.1 FM)
WDTF, (570 AM)
WKXU, (101.1 FM)
WKIX, (102.3 FM)
WPTF (680 AM)
3012 Highwoods Blvd.
Suite 200
Raleigh, NC 27604
919/790-9392
Reporter: Brian LeBlanc
wptfnews@curtismedia.com

CLEARCHANNEL

WDCG (105.1 FM)
WRDU (106.1 FM)
WRSN (93.9 FM)
WRVA (100.7 FM)
3100 Smoketree Court, #505,
Raleigh, NC 27604
919/876-1061
919/876-8578

LOCAL MEDIA

TELEVISION

WLFL (Channel 22 – CN)
3012 Highwoods Blvd.
Suite 101
Raleigh, NC 27604
919/790-9535; **Fax:** 919/878-3877

WNCN (Channel 17 – NBC)
1205 Front St.
Raleigh, NC 27609
919/835-6397; **Fax:** 919/836-1687
Sports Director: Penn Holderness
Sportscasters: TBD

WRAL (Channel 5 – CBS)
2619 Western Blvd.
Box 12000
Raleigh, NC 27605
919/821-8600; **Fax:** 919/821-8541
Sportscasters: Jason Jennings, Ken Medlin,
Jeff Gravley

WRAZ (Channel 50 – FOX)
2619 Western Blvd.
Box 12000
Raleigh, NC 27605,
919/821-8678; **Fax:** 919/821-8541

WTVD (Channel 11 – ABC)
411 Liberty St.
Durham, NC 27701
919/687-2326; **Fax:** 919/687-4373
Sportscasters: Mark Armstrong, Joe Mazur,
Kerith Burke
Photographer: Charlie Mickens

News 14 Carolina
2505 Atlantic Ave., Suite 102
Raleigh, NC 277604
919/882-4000
Sports Director: Jim Connors
Sportscasters: Ryan Welch.

WIRE SERVICES

Associated Press
4020 Westchase Boulevard, Suite 300
Raleigh, NC 27607
919/510-8937; **Fax:** 919/834-1078
Sports Editor: Joedy McCreary
Reporter: Aaron Beard
Cell: 919/341-4024

PHOTOGRAPHER

Gregg Forwerck
Home: 704/882-3113
Cell: 704/668-0675

RALEIGH AREA INFORMATION (Area Code 919)

TAXI SERVICES

Cardinal Cab, Inc.	828-3228
Checkers Taxi	779-2645
Omni Taxi and Transfer	821-0066
Universal Cab.	832-3633
USA Taxi	877-0515

AREA HOTELS

Comfort Suites, Arena.	854-0502
Embassy Suites, Airport	677-1840
Embassy Suites, Crabtree Valley	881-0833
Hilton Garden Inn	840-8088
Marriott, Raleigh City Center.	833-1120
Marriott, RTP.	941-6200
Raleigh Marriott, Crabtree Valley	781-7000
Renaissance, North Hills	571-8773
The Umstead	888-678-1711
Washington Duke Inn & Golf Club	419-0627

PUBLIC GOLF COURSES

Crooked Creek	557-7529
Eagle Ridge	661-6300
Lochmere.	851-0611
Lonnie Poole (N.C. State)	833-3338
Neuse Golf Club	550-0550
Pine Hollow	553-4554
River Ridge.	661-8374
UNC Finley Golf Course	962-2349

RESTAURANTS

42nd St. Oyster Bar	831-2811
518 West Italian Cafe	829-2518
An	677-9229
Angus Barn	781-2444
Bella Monica	881-9778
Blinco's Sports Grille	785-5060
Bogart's American Grille	832-1122
Bonefish Grill	677-1347
Caffé Luna	832-6990
Charlie Goodnight's Restaurant & Comedy Club	828-5233
Cheesecake Factory	781-0050
Duck & Dumpling	838-0085
Edwards Mill Bar & Grill	783-5447
Fox and Hound.	781-4495
Hérons at The Umstead.	447-4200
Hibernian Pub	833-2258
Irregardless Café	833-8898
Five Star Restaurant	833-3311
Margaux's	846-9846
PF Chang's	787-7754
Ruth's Chris Steak House (Cary)	677-0033
Ruth's Chris Steak House (Raleigh)	791-1103
Solas	755-0755
Sullivan's Steak House.	833-2888
Sushi Blues	664-8061
Vivace	787-7747
Woody's Sports Tavern & Grille	833-3000



NATIONAL HOCKEY LEAGUE

EXECUTIVE OFFICES

New York
1185 Avenue of the Americas
New York, NY 10036
212/789-2000; *Fax:* 212/789-2020
PR Fax: 212/789-2080

NHL – Toronto (NHL & NHLEC)
50 Bay Street, 11th Floor
Toronto, Ontario, M5J 2X8
416/359-7900; *Fax:* 416/981-2779
PR Fax: 416/981-2769

NHL – Montreal
1800 McGill College Avenue, Ste 2600
Montreal, Quebec, H3A 3J6
514/841-9220; *Fax:* 514/841-1070

DIRECTORY

Commissioner Gary B. Bettman
Deputy Commissioner William Daly
Chief Operating Officer John Collins
Senior Executive Vice President of Hockey Operations Colin Campbell

COMMUNICATIONS

Senior Vice President, Public Relations & Media (Toronto) Gary Meagher
Senior Vice President, Corporate Communications Bernadette Mansur
Group Vice President, Public Relations Frank Brown
Vice President, Public Relations & Player Development Jamey Horan
Statistician and Information Officer (Toronto) Benny Ercolani
Senior Director, News Services Greg Inglis
Director, Media Relations John Dellapina
Director, Public Relations (Toronto) Julie Young
Senior Publicist, Corporate Communications Kerry McGovern
Senior Manager, Public Relations (Toronto) David Keon
Manager, Public Relations Schuyler Baehman
Manager, Public Relations (Toronto) Jennifer Raimondi
Assistant, Public Relations Celeste Velasco

ORDER OF SELECTION FOR 2010 ENTRY DRAFT

The NHL's annual Draft Drawing is a weighted lottery system to determine the order of selection for the first 14 picks of the 2010 Entry Draft. The 14 teams that did not qualify for the Stanley Cup Playoffs, or clubs that acquired those clubs' 2010 first-round draft picks, participate in the Drawing.

The Club selected in the drawing may not move up more than four positions in the draft order, thus only the five Clubs with the fewest regular-season points have the opportunity to receive the first overall selection. No Club can move down more than one position as a result of the Draft Drawing.

In the first round of the 2010 Entry Draft, the order of selection is as follows:

- a) The first 14 selections, as determined by the Draft Drawing (see above);
- b) Clubs eliminated in the first two rounds of the 2010 Stanley Cup Playoffs, regular-season division winners excluded, in inverse order of points;
- c) Regular-season division winning clubs eliminated in the first two rounds of the 2010 Stanley Cup Playoffs, in inverse order of points;
- d) Clubs eliminated in the 2010 Conference Finals, in inverse order of points;
- e) Stanley Cup finalist
- f) Stanley Cup champion

In the second and subsequent rounds the order of selection is as follows:

- a) Non-playoff clubs in inverse order of points;
- b) Clubs eliminated in the first two rounds of the 2010 Stanley Cup Playoffs, regular-season division winners excluded, in inverse order of points;
- c) Regular-season division winning clubs eliminated in the first two rounds of the 2010 Stanley Cup Playoffs, in inverse order of points;
- d) Clubs eliminated in the 2010 Conference Finals, in inverse order of points;
- e) Stanley Cup finalist
- f) Stanley Cup champion

ENTRY DRAFT PLAYER ELIGIBILITY

- a) All Players age 18 or older are eligible for claim in the Entry Draft, except:
 - i. a Player on the Reserve List of a Club, other than as a try-out;
 - ii. a Player who has been claimed in two prior Entry Drafts;
 - iii. a Player who previously played in the League and became a Free Agent pursuant to this Agreement;
 - iv. a Player age 21 or older who: (A) has not been selected in a previous Entry Draft and (B) played hockey for at least one season in North America when he was age 18, 19, or 20 and shall be eligible to enter the League as an Unrestricted Free Agent pursuant to Article 10.1(d); and 18
 - v. a Player age 22 or older who has not been selected in a previous Entry Draft and shall be eligible to enter the League as an Unrestricted Free Agent pursuant to Article 10.1(d).

UNSIGNED DRAFT CHOICES

- a) A player aged 18 or 19 who was selected in the first three rounds of the Entry Draft and who was not signed by his NHL Club may not be retained by the Club and must be returned to his junior Club no later than the day prior to the opening of the NHL regular season.
- b) A player aged 18 or 19 who was selected in the fourth or subsequent rounds who has not been signed by his NHL Club may not be retained by his Club and must be returned to his junior Club no later than the fourth day prior to the opening of the NHL regular season.

ENTRY LEVEL PLAYERS

1. Players 18 through 21 years of age when signing their first contract must remain in the entry-level system for a period of three years; players age 22 and 23 when signing their first contract are in the entry level system for two years; while those age 24 when signing their first contract are in the entry level system for one year. Age is defined as the player's age on September 15 of the calendar year in which he signs the contract, regardless of his actual age on the date he signs such contract.

2. In the event that a signed 18 or 19-year-old player does not play a minimum of 10 NHL games (regular season and/or playoffs) in his first season under contract, the term of his player contract and his number of years in the entry level system will be extended for a period of one year. The exception to this is a 19-year-old player who turns 20 years of age between September 16 and December 31 in his first contract year.

3. In the event that a player signs his first contract at age 18 and has had his Player Contract extended for one season already, and such player does not play at least 10 NHL games (regular season and/or playoffs) in the second season under that player's Player Contract, then the term of his Player Contract and his number of years in the Entry Level System shall be extended for one additional year.

23-MAN ROSTER

There may be a maximum of 23 players on each Club's playing roster at any one time from the commencement of the NHL regular season through the trade deadline. Prior to the start of the season, each Club must submit to the NHL its "Opening Day Playing Roster" which shall be comprised of not more than 23 players. Each Club must have a roster of at least 20 players, composed of 18 skaters and two goaltenders. Players on Injured Reserve do not count in the 23-Man Roster limit.

INJURED RESERVE LIST

In the event that a player is injured and a Club wishes to place him on the Injured Reserve List, the Club must follow these procedures.

1. A Club may place a player on the injured reserve list if such player is injured, disabled or ill and unable to perform his duties as a hockey player after having passed the Club's initial physical examination in that season.
2. A player who has an injury that renders him physically unable to play for a minimum of seven days after that date of the injury can be placed on the Club's Injured Reserve List. Once a player is placed on the injured reserve, the Club may replace said player on its NHL roster with another player. All determinations that a player has suffered an injury warranting injured reserve status must be made by the Club's medical staff and in accordance with the Club's medical standards.
3. A player placed on Injured Reserve is ineligible to compete in NHL games for a period of not less than seven days from the date of injury.
4. Players on Injured Reserve may attend Club meetings and meals, travel with the Club and participate in practice sessions.
5. Players on Injured Reserve are prohibited from appearing in games, participating in pre-game warm-ups with their Clubs, or dressing in game uniforms on game days.

REGULAR SEASON WAIVERS

For purposes of Regular Waivers and Re-Entry Waivers, the five (5) year exemption for an 18 year old skater and the four (4) year exemption for a 19 year old skater shall both be reduced to three (3) years commencing the first season that the 18 or 19 year old skater plays in eleven (11) NHL Games or more. The next two (2) seasons, regardless of whether the skater plays any NHL Games in either season, shall count as the second and third years toward satisfying the exemption. For purposes of Regular Waivers and Re-Entry Waivers, the six (6) year exemption for an 18 year old goalie and the five (5) year exemption for a 19 year old goalie shall both be reduced to four (4) years commencing the first season that the 18 or 19 year old goalie plays in eleven (11) NHL Games or more. The next three (3) seasons, regardless of whether the goalie plays any NHL Games in any of those three (3) seasons, shall count as the next three (3) years toward satisfying the exemption.

The first season in which a Player who is age 20 or older plays in one (1) or more Professional Games shall constitute the first year for calculating the number of years he is exempt from Regular Waivers and Re-Entry Waivers.

A Player 25 years old or older who plays in one (1) or more Professional Games in any season shall be exempt from Regular Waivers and Re-Entry Waivers for the remainder of that season.

TIE-BREAKING PROCEDURES

At the conclusion of the regular season, the standing of the teams in each Conference shall be determined in accordance with the following priorities in the order listed:

- First place in each of the three (3) divisions seeded 1, 2, and 3.
- The higher number of points earned by the Club.
- The greater number of games won by the Club.
- The higher number of points earned in games against each other among two (2) or more Clubs having equal standing under priority (b) and (c) **
- The greater differential between goals scored for and against by Clubs having equal standing under priority (d).

** NOTE: For the purpose of determining standing under priority (d) for two or more tied Clubs that have not played an even number of games with one or more of the other tied Clubs, the first game played in the city that has the extra game (the "odd game") shall not be included. When more than two Clubs are tied, the percentage of available points earned in games among each other (and not including any "odd games") shall be used to determine standing.

CRITICAL DATES

SEPTEMBER

- 5 Opening Day of Rookie Camp
- 12 Opening Day of NHL Training Camps
- 14 Pre-season schedule begins
- 14 Kraft Hockeyville Game – NY Islanders vs. Vancouver (Terrace, B.C.)
- 28 Victoria Cup – Chicago vs. HC Davos (Zurich, Switzerland)
- 28 NHL Premiere Challenge (pre-season) Florida vs. Tappara Tampere (Tampere, Finland)
- 29 Victoria Cup – Chicago vs. Zurich Lions (Zurich, Switzerland)
- 29 NHL Premiere Challenge (pre-season) St. Louis vs. Linköping (Linköping, Sweden)
- 30 NHL Premiere Challenge (pre-season) Detroit vs. Farjestad (Karlstad, Sweden)
- 30 NHL Premiere Challenge (pre-season) Florida vs. Jokerit (Helsinki, Finland)
- 30 Opening Day Playing Rosters set (3:00 p.m. ET)

OCTOBER

- 1 Hockey Fights Cancer Awareness Month
- 1 Opening Night – 92nd NHL Regular Season begins
- 1 San Jose @ Colorado – Joe Sakic's number #19 retired
- 2 NY Rangers at Pittsburgh (Stanley Cup Banner raised)
- 2 NHL Premiere – Chicago vs. Florida (Helsinki, Finland)
- 2 NHL Premiere – Detroit vs. St. Louis (Stockholm, Sweden)
- 3 NHL Premiere – Chicago vs. Florida (Helsinki, Finland)
- 3 NHL Premiere – Detroit vs. St. Louis Blues (Stockholm, Sweden)
- 3 All 30 teams in action
- 24 All 30 teams in action

NOVEMBER

- 4-7 U20 4 Nations Cup
- 7 Hockey Hall of Fame Game (Detroit at Toronto)
- 8 Hockey Hall of Fame Legends Game (Canada vs. World)
- 9 Hockey Hall of Fame Induction Ceremony (Toronto, ON)
- Inductees: Brett Hull, Brian Leetch, Luc Robitaille, Steve Yzerman (Player category); Lou Lamoriello (Builder category)

DECEMBER

- 1 Signing deadline for Group 2 free agents (5:00 p.m. ET)
- 19-27 Holiday Roster Freeze in effect. For all players on an NHL active roster, injured reserve, or players with non-roster and injured non-roster status as of midnight, local time, December 19, a roster freeze shall apply through midnight local time December 27, with respect to waivers, trades and loans, subject to the exceptions provided for in CBA Article 16.10.
- 24-25 No scheduled practices – dressing rooms closed
- 26 – 1/5 IIHF World U20 Championship (Saskatoon & Regina, Canada)

JANUARY

- 1 2010 Bridgestone NHL Winter Classic – Philadelphia at Boston (Fenway Park, Boston)
- 17 NHL on NBC (game of the week coverage begins)
- 29-31 Hockey Weekend Across America (USA Hockey)
- 30 CBC's Hockey Day in Canada (Host: Stratford, ON)
- Montreal at Ottawa, Vancouver at Toronto, Edmonton at Calgary

FEBRUARY

- 1 Hockey is for Everyone Month
- 14 Last NHL games before Olympic break
- 15-23 2010 Winter Olympic Break: No scheduled practices – dressing rooms closed
- 16 Olympic Hockey tournament begins (Vancouver, Canada)
- 22 30th Anniversary of 'Miracle on Ice' game (1980)
- 26 Olympic Bronze medal game
- 28 Olympic Gold medal game

MARCH

- 1 NHL Regular season resumes after Olympic break
- 3 Trade deadline (3 p.m. ET)

APRIL

- 8-10 NCAA Frozen Four (Ford Field, Detroit)
- 11 Last day of 2009-2010 regular season
- 13-23 IIHF U18 World Championship (Mogilev & Bobruisk, Belarus)
- 14 Stanley Cup Playoffs begin

MAY

- 1-9 2010 Royal Bank Cup (Dauphin, MB)
- 7-23 IIHF World Championship (Mannheim & Gelsenkirchen, Germany)
- 14-23 2010 Mastercard Memorial Cup (Brandon, MB)
- 24-29 NHL Combine (Toronto, ON)

JUNE

- 1 Deadline for making Bona Fide Offers to prior year's NHL Entry Draft picks (5:00 p.m. ET)
- 18 Last possible day for 2009 Stanley Cup Final
- TBA Deadline for first club-elected salary arbitration (later of June 15 or 48 hours after the conclusion of the Stanley Cup Final, 5:00 p.m. ET)
- TBA 2010 NHL Awards (Las Vegas, Nevada)
- TBA NHL Entry Draft (Location: TBA)

JULY

- 1 Free Agency period begins
- 5 Deadline for player-elected salary arbitration (5:00 p.m. ET)
- 6 Deadline for club-elected salary arbitration (5:00 p.m. ET)
- 15 Qualifying offers expire automatically (5:00 p.m. ET)
- 20 – 8/4 Salary arbitration hearings held

AUGUST

- 6 Deadline for salary arbitration decisions to be rendered

Abduction: Movement of a joint away from the center of the body.

AC Joint (Acromioclavicular joint): Joint of the shoulder where acromion process of the shoulder blade and the distal end of the collarbone meet; most shoulder separations occur at this point.

Adduction: Movement of a joint toward the center of the body.

Adhesion: Abnormal adherence of collagen fibers to surrounding structures during immobilization following trauma or as a complication of surgery which restricts normal elasticity of the structures involved; or scar tissue which forms after trauma or surgery which can restrict normal motion.

Aerobic: Exercise in which energy needed is supplied by oxygen inspired and is required for sustained periods of vigorous exercise with a continually high pulse rate.

Anabolic Steroids: Steroids that promote tissue growth by creating protein in an attempt to enhance muscle growth. The main anabolic steroid is testosterone (male sex hormone).

Anaerobic: Exercise without the use of oxygen as an energy source; short bursts of vigorous exercise.

Anterior Cruciate Ligament (ACL): A primary stabilizing ligament within the center of the knee joint that prevents hyperextension and excessive rotation of the joint. A complete tear of the ACL necessitating reconstruction could require up to 12 months of rehabilitation.

Anti Inflammatory: Any agent which prevents inflammation, such as aspirin or ibuprofen.

Arteriogram: A film demonstrating arteries after injection of a dye.

Arthrogram: X ray technique for joints using air and/or dye injected into the affected area; useful in diagnosing meniscus tears of the knee and rotator cuff tears of the shoulder.

Arthroscope: An instrument used to visualize the interior of a joint cavity.

Arthroscopy: A surgical examination of the internal structures of a joint by means of observation through an arthroscope. An arthroscopic procedure can be used to remove or repair damaged tissue or as a diagnostic procedure in order to inspect the extent of any damage or confirm a diagnosis.

Atrophy: To shrivel or shrink from disuse; as in muscular atrophy.

Baker's Cyst: Localized swelling of a bursa sac in the back of the knee as a result of fluid that has escaped from the knee capsule. A Baker's cyst indicates that there is a trauma inside the knee joint that leads to excessive fluid production.

Bone Scan: An imaging procedure in which a radioactive labeled substance is injected into the body to determine the status of a bone injury. If the radioactive substance is taken up by the bone at the injury site, the injury will show as a 'hot spot' on the scan image. The bone scan is particularly useful in the diagnosis of stress fractures.

Bursa: A fluid filled sac located in areas where friction is likely to occur. The bursa sac minimizes the friction, for example, between a tendon and bone.

Cartilage: Smooth, slippery substance preventing two ends of bones from rubbing together and grating. Most joints use this to cover bones next to each other. A meniscus is made of cartilage.

CAT Scan (Computerized Tomography): Use of a computer to produce a cross-sectional view of the anatomical part being investigated from x ray data.

Chondromalacia: Roughening of the articular cartilage. Best known for the roughening of the underside of the kneecap, which can occur in any kneecap injury.

Clavicle: Collarbone; the bone connecting the breastbone with the shoulder blade.

Closed Reduction: Re-alignment of a fracture or dislocation without surgery.

Coccyx: The 'tailbone,' a group of four vertebrae that are fused together to form a small triangular bone, located at the terminal end of the spine.

Concussion: Jarring injury of the brain resulting in dysfunction. It can be graded as mild, moderate or severe, depending on loss of consciousness, amnesia and loss of equilibrium.

Contusion: An injury to a muscle and tissues caused by a blow from a blunt object.

Corticosteroids: Used to suppress joint inflammation and inflammation in a bursa or near tendons.

Cryotherapy: A treatment with the use of cold.

Cyst: Abnormal sac containing liquid or semi solid matter.

Degenerative Joint Disease: Changes in the joint surfaces as a result of repetitive trauma and 'wear and tear'.

Deltoid Ligament: Ligament that connects the tibia to bones of the medial aspect of the foot and is primarily responsible for stability of the ankle on the medial side. Is sprained less frequently than other ankle ligaments.

Deltoid Muscle: Muscles at the top of the arm, just below the shoulder, responsible for shoulder motions in the front, side and back.

Disc, Intervertebral: A flat, rounded plate between each vertebrae of the spine. The disc consists of a thick fiber ring which surrounds a soft gel like interior. It functions as a cushion and shock absorber for the spinal column.

Dislocation: Complete displacement of joint surfaces.

Electromyogram (EMG): Test to determine nerve function.

Epicondylitis: Inflammation of tendons at the elbow due to overuse. Common in tennis players (outer part of elbow) and golfers (inner part of elbow)

Etiology: Study of the cause of injury and disease.

Extension: Action of straightening of a joint as achieved by an extensor muscle.

Fascia: A connective tissue sheath consisting of fibrous tissue and fat which unites the skin to the underlying tissue.

Fat Percentage: The amount of body weight that is adipose, fat tissue. Fat percentage can be calculated by underwater weighing, measuring select skinfold thickness or by analyzing electrical impedance.

Femur: Thighbone; longest bone in the body.

Fibula: Smaller of the two bones in the lower leg; runs from the knee to the ankle along the outside of the lower leg.

Flexibility: The ability of muscle to relax and yield to stretch forces.

Fracture: Breach in continuity of a bone. Types of fractures include simple, compound, comminuted, greenstick, incomplete, impacted, longitudinal, oblique, open, stress or transverse.

Glenohumeral: The shoulder girdle; consists of the glenoid capsule, head of the humerus and labrum.

Glenoid: Cavity of the scapula into which the head of the humerus fits to form the shoulder girdle.

Glenoid Labrum: A rim of fibrocartilaginous tissue attached around the margin of the glenoid fossa.

Grade One Injury: A mild injury in which ligament, tendon or other musculoskeletal tissue may have been stretched, but not torn or otherwise disrupted.

Grade Two Injury: A moderate injury in which musculoskeletal tissue has been partially, but not totally torn, causing appreciable limitation in function of the injured tissue.

Grade Three Injury: A severe injury in which tissue loss has been significant, and in many cases, totally torn or otherwise disrupted, causing a virtual loss of function.

Groin: Junction of the thigh and abdomen, location of muscles that rotate, flex and adduct the hip.

Hammer Toe: Condition when the first digit of a toe is at a different angle than the remaining digits of the same toe.

Hamstring: Category of muscle that runs from the buttocks to the knee along the back of the thigh. It functions to flex the knee and is often times injured as a result of improper conditioning or lack of muscle flexibility.

Hemarthrosis: Accumulation of blood within a joint as a result of an acute injury.

Hematoma: Mass produced by an accumulation of coagulated blood in a cavity or in soft tissues.

High Ankle Sprain: Disruption of thick connective tissue between the tibia and fibula above the ankle joint.

Hip Pointer: Contusion to the iliac crest.

Hydrotherapy: Treatment using water.

Hyperextension: Extreme extension of a limb or body part.

Ice and Stimulation: Use of ice to reduce inflammation and muscle stimulation by surface electrodes to maintain muscle strength used in rehabilitation of injury.

Iliotibial Band: A thick, wide fascial layer that runs from the iliac crest to the knee joint on the outside of the thigh.

Inflammation: The body's natural response to injury in which the injury site might display various degrees of pain, swelling, heat, redness and/or loss of function.

Isometric Contraction: Muscular contraction in which tension is developed but no mechanical work is done.

Labrum (Labrum Glenoidule): The cartilage of the glenoid cavity in the shoulder. A lip edged or lip like structure.

Lateral Collateral Ligament (LCL): Ligament of the knee along the outer aspect that connects the femur to the fibula. It provides lateral stability to the joint.

Ligament: Band of fibrous tissue that connects bone to bone or bone to cartilage and supports and strengthens joints.

Magnetic Resonance Imaging (MRI): Imaging procedure in which a radio frequency pulse causes certain electrical elements of the injured tissue to react to this pulse and through this process a computer display and permanent film establish a visual image. MRI does not require radiation and is very useful in the diagnosis of soft tissue, disc and meniscus injuries.

Mandible: Jaw bone

Medial Collateral Ligament (MCL): Ligament of knee along the inner aspect that connects the femur to the tibia.

Meniscus: Crescent-shaped cartilage, usually pertaining to the knee joint; also known as cartilage. There are two menisci in the knee: medial and lateral. These work to absorb weight within the knee and provide stability.

Metacarpals: Five long bones of the hand, joining the fingers to the wrist.

Metatarsals: Five long bones of the foot, running from the ankle to the toes.

Myositis: Inflammation of a muscle.

Open Reduction: Re-alignment of a fracture or dislocation with surgery.

Orthotic: Any device applied to or around the body of physical impairment of disability. Commonly used to control foot mechanics.

Osteochondritis Dessicans: A piece of bone and/or cartilage loosened from its attachment after trauma and a cause of a lesion.

Osteomyelitis: An inflammatory disease of bone caused usually by infection with streptococcus or staphylococcus bacteria.

Patella: The kneecap. The patella functions to protect the distal end of the femur as well as increase the mechanical advantage and force generating capacities of the quadriceps muscle group.

Plantar Fasciitis: Inflammation of the plantar (a thick tissue on the bottom of the foot which helps create the arch) fascia; associated with overuse or acute foot injury.

Posterior Cruciate Ligament (PCL): A primary stabilizing ligament of the knee that provides significant stability and prevents displacement of the tibia backward within the knee joint. A complete tear of this ligament necessitating reconstruction could require up to 12 months of rehabilitation.

Quadricep Muscles: A group of four muscles of the front thigh that run from the hip and form a common tendon at the patella; they are responsible for knee extension.

Radius: Bone in the forearm from elbow to the thumb side of the wrist.

Reconstruction: Surgical rebuilding of a joint using natural, artificial or transplanted materials.

Rotator Cuff: Comprised of four muscles in the shoulder area that can be irritated by overuse. The muscles are the supraspinatus (most commonly injured), infraspinatus, teres minor and subscapularis.

Sacroiliac: Junction of the sacrum, the lower back bone, with the pelvis.

Sacrum: Group of five fused vertebrae located just below the lumbar vertebrae of the lower back, which form part of the pelvis.

Scapula: Shoulder blade.

Sciatica: Irritation of the sciatic nerve resulting in pain or tingling running down the inside of the leg.

Sciatic Nerve: Major nerve that carries impulses for muscular action and sensations between the low back and thigh and lower leg; it is the longest nerve in the body.

Shin Splint: A catch all syndrome describing pain in the shin that is not a fracture or tumor and cannot be defined otherwise.

Spleen: Large, solid organ responsible for the normal production and destruction of blood cells located under the left rib cage.

Spondylosis: Abnormal vertebral fixation or immobility, or a general term for arthritis of the spine.

Sprain: Injury resulting from the stretching or twisting of the joint and causes various degrees of stretching or tearing of a ligament or other soft tissue at the joint.

Strain: Injury resulting from a pulling or torsion to the muscle or tendon that causes various degrees of stretching or tearing to the muscle or tendon tissue.

Stress Fracture: A hair line type of break in a bone. Caused by overuse.

Subluxation: Partial dislocation of a joint. The term usually implies that the joint can return to a normal position without formal reduction.

Synovial Fluid: Lubricating fluid for joints and tendons, produced in synovium, or the inner lining of a joint.

Synovitis: Inflammation of the synovial lining of a joint.

Talus: The ankle bone that articulates with the tibia and fibula to form the ankle joint.

Tarsals: Group of seven bones of the foot consisting of the calcaneus, talus, cuboid and three cuneiform bones.

Tendinitis: Inflammation of the tendon and/or tendon sheath, caused by chronic overuse or sudden injury.

Tendon: Tissue that connects muscle to bone.

Tenosynovitis: Swelling or inflammation of a tendon sheath caused by calcium deposits, repeated strain or trauma.

Tibia: Shin bone; larger of the two bones of the lower leg and is the weight bearing bone of the shin.

Transcutaneous Electrical Nerve Stimulator (TENS): An electrical modality that sends a mild current through pads at the injury site which stimulates the brain to release the natural analgesic endorphin.

Transverse Process: Small lateral projection off the right and left side of each vertebrae that functions as an attachment site for muscles and ligaments of the spine.

Triceps: Muscle of the back of the upper arm, primarily responsible for extending the elbow.

Ulna: Inner bone of the forearm that runs from the tip of the elbow to the little finger side of the wrist.

Ulnar Nerve: Nerve in the elbow commonly irritated from excessive throwing.

Ultrasound: An electrical modality that transmits a sound wave through an applicator into the skin to the soft tissue in order to heat the local area for relaxing the injured tissue and/or disperse edema... Also a type of imaging study for certain body areas.

"Wind Knocked Out": Syndrome describing a contraction of the abdominal nerve trunk, the solar plexus, as a result of an abdominal contusion.

HOW TO FIGURE

**** NOTE:** No individual skater/goaltender statistics apply for the shootout

ASSIST:	An assist is awarded to the player or players (maximum of two) who touched the puck prior to the goal, provided no defender plays or possesses the puck in between.
GAME PLAYED:	A player receives credit for playing in a game if: i) he steps on the ice during time played or; ii) serves any penalty.
GAME-WINNING GOAL:	After the final score has been determined, the goal which leaves the winning Club one goal ahead of its opponent is the game-winning goal (example: if Team A beats Team B 8-3, the player scoring the fourth goal for Team A receives credit for the game-winning goal).
GOAL:	A goal is awarded to the last player on the scoring Club to touch the puck prior to the puck entering the net.
GOALS-AGAINST AVERAGE:	Multiply goals allowed (GA) by 60 and divide by minutes played (MINS).
GOALTENDER:	A goaltender receives a "W" for a win in regulation, overtime or shootout; an "L" for a loss in regulation; or an "OT" for a loss in overtime or shootout.
PENALTY-KILLING PCT.:	Subtract total number of power-play goals allowed from total number of shorthanded situations to get total number of power-plays killed. Divide the total number of power-plays killed by the total number of shorthanded situations.
PLUS-MINUS:	A player receives a "plus" if he is on the ice when his Club scores an even-strength or shorthand goal. He receives a "minus" if he is on the ice for an even-strength or shorthand goal scored by the opposing Club. The difference in these numbers is considered the player's plus-minus statistic.
POWER-PLAY GOAL:	<p>A goal scored by a Club while it has a manpower advantage due to an opponent's penalty. Following are some examples of what is and is not considered a power-play goal:</p> <ul style="list-style-type: none">• if a Club has an advantage on a minor penalty starting at 2:02 of the period and it scores at 4:02, the goal is not a power-play goal.• if a Club scores on a delayed penalty, the goal is not a power-play goal.• if a Club has an advantage due to a five-minute major or match penalty, that Club is always credited with having one more advantage than the number of power-play goals it scores during that advantage, because the penalty does not expire. A new advantage begins after each power-play goal. For example, if Team A scores three goals during a major penalty, it is credited with four advantages.• if a Club is on a power-play for any length of time, it is considered to have had an advantage.• if a minor penalty is incurred by a Club on a power-play due to a major penalty, a new advantage is given to that Club when its minor penalty expires, provided the opponent's major penalty is still in effect.
POWER-PLAY PERCENTAGE:	Total number of power-play goals divided by total number of power-play opportunities.
SAVE PERCENTAGE:	Subtract goals allowed (GA) from shots against (SA) to determine saves. Then divide saves by shots-against.
SHOOTING PERCENTAGE:	Divide the number of goals scored by the number of shots taken.
SHORTHANDED GOAL:	A goal scored by a Club while it is at a manpower disadvantage. The same cases apply for shorthand as for power-play goals, but in the opposite manner.
SHOT ON GOAL:	If a player shoots the puck with the intention of scoring and if that shot would have gone in the net had the goaltender not stopped it, the shot is recorded as a "shot on goal".
SHUTOUT:	If two goaltenders combine for a shutout, neither receives credit for the shutout. Instead it is recorded as a Club shutout.
TENTHS OF A SECOND:	If a penalty or goal occurs in the last minute, the time is rounded off to the previous second (ex: if a penalty is called with 12.4 seconds left in a period, the time is indicated as 19:47 and not 19:48.)
COACHES RECORD:	A coach receives a "W" for a win in regulation, overtime or shootout; an "L" for a loss in regulation; or an "OT" for a loss in overtime or shootout.



CAROLINA HURRICANES 2009-10 SEASON SCHEDULE

Home Game ■ Fox Sports Carolinas
 Away Game ■ 3rd Jersey Nights ■
 Cool Bars ■ Opening Night ★

SEPTEMBER ★ Caniac Carnival

sun	mon	tue	wed	thu	fri	sat
		1	2	3	4	5
6	7	8	9	10	11	12
13	14	15	16	17	NSH 7:00 P 18	19
★ 20	ATL 7:00 P 21	22	23	24	ATL 7:00 P 25	NSH 8:00 P 26
27	28	29	30			

JANUARY

sun	mon	tue	wed	thu	fri	sat
					1	NYR 1:00 2
3	4	5	6	NSH 8:00 7	COL 7:00 8	9
OTT 5:00 10	11	TOR 7:00 12	13	DET 7:30 14	15	ATL 8:00 16
17	TB 7:00 18	19	20	ATL 7:00 21	22	PHI 1:00 23
24 BOS 5:00 25	26	27	NYR 7:00 28	29	30	CHI 7:00 31

OCTOBER

sun	mon	tue	wed	thu	fri	sat
				1	PHI 7:00 ★ 2	BOS 7:00 3
4	5	TB 7:00 6	7	8	FLA 7:00 9	TB 7:30 10
11	12	13	PIT 7:00 14	15	16	NJ 7:00 17
18	19	20	NYI 7:00 21	22	COL 9:00 23	MIN 8:00 24
25	26	27	STL 7:00 28	29	30	PHI 1:00 31

FEBRUARY

sun	mon	tue	wed	thu	fri	sat
	EDM 9:30 1	2	CGY 9:00 3	4	BUF 7:30 5	NYI 7:00 6
7	8	FLA 7:00 9	10	BUF 7:00 11	12	NJ 7:00 13
14	15	16	17	18	19	20
21	22	23	24	25	26	27
28						

NOVEMBER

sun	mon	tue	wed	thu	fri	sat
SJ 1:30 1	2	3	FLA 7:30 4	5	TOR 7:00 6	CBJ 7:00 7
8	9	10	LA 7:00 11	12	NYI 7:00 13	14
MIN 1:30 15	16	MTL 7:30 17	18	TOR 7:00 19	20	TB 7:00 21
22	DAL 8:30 23	24	ANA 10:00 25	26	ATL 7:00 27	BUF 7:00 28
29	WSH 7:00 30					

MARCH

sun	mon	tue	wed	thu	fri	sat
	1	TOR 7:00 2	3	OTT 7:00 4	5	FLA 7:00 6
ATL 5:00 7	8	9	WSH 7:00 10	PIT 7:00 11	12	PHX 7:00 13
14	15	BOS 7:00 16	17	WSH 7:00 18	19	PIT 1:00 20
BUF 5:00 21	22	TB 7:30 23	24	WSH 7:00 25	26	ATL 7:00 27
28	ATL 7:00 29	30	MTL 7:00 31			

DECEMBER

sun	mon	tue	wed	thu	fri	sat
		1	2	3	4	VAN 1:30 5
6	PIT 7:30 7	8	NJ 7:00 9	10	WSH 7:00 11	OTT 7:00 12
13	14	15	DAL 7:00 16	17	FLA 7:30 18	FLA 7:00 19
20	NYR 7:00 21	22	MTL 7:00 23	24	25	PHI 7:00 26
27	WSH 7:00 28	29	30	NYR 8:00 31		

APRIL

sun	mon	tue	wed	thu	fri	sat
				OTT 7:30 1	2	NJ 7:00 3
4	5	TB 7:30 6	7	MTL 7:30 8	9	BOS 1:00 10
11	12	13	14	15	16	17
18	19	20	21	22	23	24
25	26	27	28	29	30	



CAROLINA HURRICANES 2009-2010 MEDIA GUIDE

www.CarolinaHurricanes.com