

CAROLINA HURRICANES

2018-19 MEDIA GUIDE

99.9 FM THE FAN ESPN

YOUR EXCLUSIVE RADIO FLAGSHIP FOR THE HURRICANES

@999THEFAN

ALSO LIVE STREAM AT wralSPORTSfan.com

••• WEEKDAY LINEUP •••

GOLIC AND WINGO	THE DAN LE BATARD SHOW WITH STUGOTZ (ESPN RADIO)	THE DAVID GLENN SHOW	ADAM + JOE
6 –10 AM	10 AM – NOON	NOON – 3 PM	3 – 7 PM

TABLE OF CONTENTS

Hurricanes Directory 2
Tom Dundon. 3
Peter Karmanos Jr. 4
Hurricanes Holdings, LLP. 5-6
Don Waddell 7
Executive Management. 7
Hockey Management. 8-9
Hockey Operations. 10-11
Hurricanes Coaches. 12-13
Medical Staff. 14
Equipment Managers 15
Scouting Staff 11
Broadcasters 17
Full-Time Staff 18

2018-19 Organizational Roster. 24
Player Biographies and Statistics 26
Players in the System 83
Minor League Affiliations 98
Community Relations 104

Hurricanes vs. Opponents: 2018-19 108

2017-18 in Review 140
Hurricanes Players: 2017-18 Game by Game. 148
2017-18 Transactions. 152
All-Time Player Trades and Acquisitions 153
Year-By-Year History 160
NHL Recaps 202
Attendance 203
All-Time NHL Rosters 205
All-Star Games/Olympians/Milestone NHL Wins 224
NHL Draft History 225

Franchise Records 234

Hurricanes in the Playoffs 258

Media Information 272
NHL General Information 275
Medical Glossary 278

2018-19 Game and Television Schedule 281

CREDITS

Editors: Pace Sagester, Michael Brown
Contributors: Mike Sundheim, Laura Fazzina, Carolyn Gilbert
Photographer: Gregg Forwerck, Getty Images
Design and Production: Lauren Baxter

CAROLINA HURRICANES HOCKEY CLUB
PNC Arena (Hockey capacity: 18,680)
1400 Edwards Mill Rd., Raleigh, NC 27607
Main Phone: 919/467-7825 **Main Fax:** 919/462-0123
Ticket Information: 866-NHL-CANEs **Website:** CarolinaHurricanes.com
Colors: Red, White, Gray and Black
Minor League Affiliates: Charlotte Checkers (AHL); Florida Everblades (ECHL)
Cable Television Rightsholder: Fox Sports Carolinas **Radio Flagship:** WCMC 99.9 FM The Fan

CLUB DIRECTORY

EXECUTIVE MANAGEMENT
Chief Executive Officer/Owner/Governor . . . Tom Dundon
President/General Manager/Alternate Governor . . . Don Waddell
Minority Owner/Alternate Governor . . . Peter Karmanos Jr.
Chief Financial Officer . . . Jeff Vanderbilt
Executive Vice President/General Manager, PNC Arena . . . Davin Olsen

HOCKEY OPERATIONS
Senior Vice President of Hockey Operations . . . Rick Dudley
Vice President of Hockey Operations . . . Paul Krepelka
Assistant GM/Director of Hockey Operations/Checkers Head Coach . . . Mike Vellucci
Assistant General Manager . . . Brian Tatum
Head Coach . . . Rod Brind'Amour
Assistant Coaches . . . Jeff Daniels, Dean Chynoweth
Goaltending Coach . . . Mike Bales
Video Coaches . . . Chris Huffine, LJ Scarpace
Defensemen Development . . . Tim Gleason
Forwards Development . . . Sergei Samsonov
Director of Player Personnel . . . Darren Yorke
Director of Amateur Scouting . . . Tony MacDonald
Head North American Scout . . . Sheldon Ferguson
Head European Scout . . . Robert Kron
Amateur Scouts . . . Mike Dawson, Bob Luccini, Bert Marshall, Don Elland, Joby Messier, Ville Virta
Pro Scout . . . Mark Craig
Video Scouting Coordinator . . . Trace Linton
Player Information/Video Coordinator . . . Bob Teofilo
Vice President of Hockey Management and Strategy . . . Eric Tulsky
Data Engineer . . . Kevin Kan
Head Athletic Trainer . . . Doug Bennett
Assistant Athletic Trainer . . . Brian Maddox
Head Strength and Conditioning Coach . . . Bill Burniston
Massage Therapist . . . Tristan Simmons
Equipment Managers . . . Skip Cunningham, Bob Gorman, Jorge Alves
Vice President of Communications and Team Services . . . Mike Sundheim
Manager of Communications and Team Services . . . Pace Sagester
Hockey Operations Coordinator . . . Beth Carter
Communications and Hockey Operations Coordinator . . . Michael Brown
Charlotte Checkers Assistant Coach . . . Ryan Warsofsky
Assistant Coach/Video, Charlotte Checkers . . . Myles Fee
Minor League Goaltending Consultant . . . Paul Schonfelder
Head Athletic Trainer, Charlotte Checkers . . . Bryn-Marc Conaway
Strength & Conditioning Coach, Charlotte Checkers . . . Ryan Wysocki
Equipment Managers, Charlotte Checkers . . . Steve Latin, Donny White

BROADCASTERS
Television Play-by-Play . . . John Forslund
Television Analyst . . . Tripp Tracy
Television/Web Host . . . Mike Maniscalco

ADMINISTRATION
Receptionist . . . Janet Davis

ARENA OPERATIONS
Vice President of Guest Relations, Assistant GM, PNC Arena . . . Larry Perkins
Director of Arena Marketing . . . Crystal Pace
Executive Assistant . . . TBD
Customer Care Coordinator . . . Kim Jenkins
Director of Safety and Security . . . Ryan Kylie
Director of Parking and Traffic . . . Jared Wright
Director of Event and Guest Services . . . Bobbie Nichols
Director of Production . . . Rob Douglas
Marketing Coordinator . . . Lindsey Hall
Production Manager . . . Alfred Fought
Production/Event Coordinator . . . Kim Griggs
Arena Office Manager . . . Hilman Huskey
Senior Director of Facilities and Operations . . . Alan Wobbleton
Director of Operations . . . Craig Stover
Operations Manager . . . Melvin Terrell
Operations Supervisor . . . Alan Sykes
Facilities Systems Manager . . . Sean Sollace
Vice President of Ticket Operations . . . Bill Nowicki
Senior Director of Arena Box Office . . . Joe Sousa
Arena Box Office Manager . . . Dana Dudley
Assistant Ticket Operations Manager . . . Chris Jovino
Ticket Operations Representative . . . Ray Hall
Ticket Operations Supervisor . . . Erica Tillman
Ice Technician . . . Jared Dupre
Assistant Ice Technician . . . Matt Moorefield

MERCHANDISE
Director of Merchandise . . . James Blitch

FINANCE/INFORMATION TECHNOLOGY
Senior Vice President/General Counsel . . . William Traurig
Director of Finance . . . Shaun Nicholson
Accounts Payable . . . Michael Arrington
Accounts Receivable . . . Patty Hilliard, Temika Smith-Harris
Payroll/Human Resources . . . Crystal Irby, Keitha Stanley
Senior Accountant . . . Tracy Pyrak
Vice President of Information Technology . . . Glenn Johnson
Director of IT Services . . . Myatt Williams
Client/Server Technologist . . . Larry Kelly
Java Developer . . . Jacob Doiron
Assistant to the CFO . . . Cris Folmar

FOOD AND BEVERAGE
Vice President of VAB Catering . . . Chris Diamond
Director of Concessions . . . Rick Rhodes
Concessions Manager . . . Jim O'Brien
Assistant Concessions Manager . . . Barbara Couch
Concessions Administrative Coordinator . . . Cindy Medlin
Senior Director of Catering Services . . . Lori Holtz
Commissary Manager . . . Gary Berry
Executive Chef . . . Michael Flood
Executive Sous Chef . . . Dennis Atkinson
Sous Chef . . . Kevin Heintz
Chef Garde Manger . . . TBD
Banquet Chef . . . Pete Aiello
Chef De Partie . . . Joseph Magenheimer
Suites Chef . . . TBD
Director of Catering . . . Frankie McGee
Catering Manager . . . Melissa Fulkerson
Commissary Supervisor . . . Matthew Kraft
Assistant Catering Manager . . . TBD
Catering Administrative Coordinator . . . Shannon Hignite
Manager of Suites Food and Beverage . . . Hollie Hawkins
Suites Food and Beverage Assistant Manager . . . Stephanie DeAngelis

MARKETING
Vice President of Marketing and Brand Strategy . . . Mike Forman
Senior Director of CanesVision and In-Game Marketing . . . Chris Greenley
Vice President of Community Outreach/Executive Director of CHF . . . Jon Chase
Director of Digital Marketing . . . Dan LaTorraca
Manager of Creative Services . . . Lauren Baxter
Graphic Designer . . . Aaron Dewey, Ashley Knappenberger
Senior Web Producer/Writer . . . Michael Smith
Marketing Coordinator . . . Nikki Stoudt
Social Media Coordinator . . . Derrick Holt
Manager of Video Production . . . Christine Williams
Video Producer . . . Zac Miklusak
Graphics Producer, CanesVision . . . Brandon Lopes
Manager of Youth and Amateur Hockey . . . Shane Willis
Mascot Coordinator . . . TBD
Promotions/Fan Development Coordinator . . . Jonathan Boggs
Mobile Marketing Vehicle and Events Specialist . . . Madison Clement
CHF Grant and Event Specialist . . . Lindsay Robertson
Community Relations Coordinator . . . Laura Fazzina
Team Photographer . . . Gregg Forwerck
Email Strategy Manager . . . Blair Cannon
Administrative Assistant . . . Deven Bhardwaj
Promotions and Fan Development Specialist . . . Jamie Walton
Youth and Amateur Coordinator . . . Emile Hartman

SALES
Vice President of Corporate Partnerships . . . Jim Ballweg
Vice President of Ticket Sales . . . Sara Daniel
Vice President of Business Strategy and Analytics . . . TBD
Director of Business Development and Premium Sales . . . Tom Peluso
Senior Director of Premium Sales . . . Jack Brockman
Director of Premium Services . . . Jonathan Kramer
Senior Premium Services Coordinator . . . Allyson Buckmeier
Senior Corporate Sales Executive . . . Johnny Gill
Corporate Sales Executive . . . Ryan Martin, Doug Dickman
Senior Manager of Client Services . . . Marie Bobalik
Manager of Corporate Sponsorships . . . Justin Buck
Client Services Coordinator . . . Taylor Link
Corporate Sponsorship Service Coordinator . . . Taylor Robinson
Account Executives: Business Development . . . Rachel Trainer, Tim Campbell, Megan Plahanski, Jimmy Naughton, Anthony Marino, Rob Terano
Director of Client Retention and Group Sales . . . Ryan Erdman
Customer Relationship/Database Manager . . . Jenna Jones
Inside Sales Manager . . . Derek Allen
Senior Client Relations Representative . . . Greg Perna
Client Relations Representatives . . . Jennifer Ball, Scout Johnson, Michael Musialowski, Max Szilagyi, David Witkowski
Hurricanes Group Sales Manager . . . Brian Kapusta
PNC Arena Group Sales Manager . . . Brian Slais
Group Sales Representatives . . . Paul Friedlander, Christina Monterosso, Ashley Knowles
Ticket Sales Assistant . . . Karen Prince
Ticket Sales Coordinator . . . Kelsey Dawson
Business Intelligence Analyst . . . Alston Meadows



TOM **DUNDON**

CHIEF EXECUTIVE OFFICER / OWNER / GOVERNOR

Tom Dundon, 46, is the chief executive officer, owner and governor of the Carolina Hurricanes, after acquiring a majority stake in the franchise on Jan. 12, 2018. Dundon is the Chairman and Managing Partner of Dundon Capital Partners, a Dallas-based private investment firm. His investment activities have spanned the entertainment, healthcare, real estate and hospitality, technology, automotive and financial services sectors.

Born in New York and raised in Dallas, Dundon attended Southern Methodist University, where he earned a bachelor's degree in economics in 1993 and served as president of Phi Gamma Delta. Then, with a number of partners, he co-founded a business focused primarily on automobile financing, which over the next 10 years and through a series of transactions, became Santander Consumer USA ("SCUSA"), a large U.S. consumer finance company majority held by Banco Santander. Dundon served in various capacities for the company, and ultimately became chairman and chief executive officer.

In the summer of 2015, Dundon stepped aside as CEO of Dallas-based SCUSA to focus on his entrepreneurial investments via Dundon Capital Partners. Dundon and the firm actively pursue investments across industries. He is the majority owner of Employer Direct, a growth-stage healthcare services company, and is a large investor and director of Topgolf, a premier global sports entertainment business headquartered in Dallas that incorporates technology, golf and entertainment. Dundon also serves as a director for OTO Development, a hotel development and management company headquartered in South Carolina, and for Redpoint Capital, an alternative credit manager. He has also made significant investments in real estate in Dallas and Aspen, CO, highlighted by his 2015 purchase of 2100 Ross Avenue, a landmark 33-story office building in downtown Dallas, where Dundon Capital Partners and Employer Direct Healthcare currently operate.

Dundon is a consistent supporter of the Dallas charities, with a focus on academic and sports-community focused initiatives. Of note is his support of the Salesmanship Club of Dallas, which hosts the PGA's annual AT&T Byron Nelson, one of the largest fundraisers for the Momentous Institute, a leading provider of therapeutic and education services that impacts 6,000 kids and family members each year. To help support the Salesmanship Club, Dundon funded the construction and development of Trinity Forest Golf Club, a premier, non-profit, 18-hole championship golf course and 9-hole short course that will be the future home of the Byron Nelson. Opened in 2017, Trinity Forest features a private golf facility built for Southern Methodist University's men's and women's golf teams, and provides support for the First Tee of Dallas, a non-profit organization that leverages golf to develop character building amongst the youth. Dundon formed the Dundon Family Charitable Fund, which will support various qualified non-profit initiatives, with a focus on supporting academic and athletic initiatives at top universities in the U.S.

Tom and his wife, Veruschka, have five children, Caden, Dax, Drew, Blake and Tagan, and reside in Dallas.







PETER **KARMANOS JR.**

MINORITY OWNER / ALTERNATE GOVERNOR

Peter Karmanos Jr., 75, serves as minority owner and alternate governor for the Carolina Hurricanes, as well as the chairman and cofounder of MadDog Technology. Karmanos sold the Carolina Hurricanes to Tom Dundon on Jan. 12, 2018, after serving as principal owner/governor and chief executive officer for the franchise since 1994. Karmanos retained a minority ownership interest in the team. On Nov. 9, 2015, he was inducted into the Hockey Hall of Fame in the category of Builder—defined as an individual who has contributed to the development of the game of hockey, moving the game forward.

Karmanos has been involved in hockey for more than 40 years, making an impact in youth hockey, the Ontario Hockey League (OHL), the ECHL and the National Hockey League (NHL). He created the Compuware Youth Hockey Program in the 1970s, a system that has since produced 15 national championships, 34 state championships, 235 Division I scholarship hockey players and 14 NHL first-round draft picks. Alumni of Compuware youth hockey include Eric Lindros, Pat Peake, Pat LaFontaine, Mike Modano, Brian Rolston, David Legwand, Ryan Kesler, Kevin Hatcher, Derian Hatcher and Jacob Trouba.

Prior to selling the Plymouth Whalers in 2015, Karmanos owned OHL franchises for more than 30 years, winning his first OHL championship with Windsor in 1988. In 1989, he founded the first American-based OHL franchise, which later became the Plymouth Whalers. Plymouth won OHL titles in 1995 and 2007 and produced 18 NHL first-round selections and more than 90 players drafted into the NHL. Alumni of Karmanos' OHL teams include James Neal, Justin Williams, Tyler Seguin and J.T. Miller. Karmanos' OHL franchises have also produced a number of managers and coaches at the NHL level, including Pittsburgh Penguins General Manager Jim Rutherford, Winnipeg Jets Head Coach Paul Maurice, San Jose Sharks Head Coach Peter DeBoer and Hurricanes Assistant General Manager/Charlotte Checkers Head Coach Mike Vellucci.

Karmanos acquired an NHL franchise, the Hartford Whalers, on June 28, 1994, and relocated the franchise to Raleigh, NC, in 1997. Since their arrival in North Carolina, the Carolina Hurricanes have captured three division titles (1999, 2002, 2006), two Eastern Conference championships (2002, 2006) and the 2006 Stanley Cup, the first major-league sports championship for the state of North Carolina. The Hurricanes also hosted the NHL Draft in 2004 and the NHL All-Star Game in 2011. Karmanos also owned the ECHL's Florida Everblades for 15 seasons, capturing the ECHL's Kelly Cup championship in 2012.

In addition to his selection to the Hockey Hall of Fame, Karmanos has collected a number of major awards during his career as a hockey builder, including the Lester Patrick Award (outstanding service to hockey in the U.S.), the Bill Long Award (outstanding contributions to the OHL) and the USA Hockey Distinguished Achievement Award. He is also a member of the Michigan Sports Hall of Fame and the United States Hockey Hall of Fame.

Karmanos attended Wayne State University in Detroit. He founded Compuware in 1973 with two partners who, with Karmanos, pooled their tax return money to start the company. Karmanos' initiative and business prowess were recognized in 1989 by the Institute of American Entrepreneurs, which named him Entrepreneur of the Year. In April 1999, Karmanos ensured that his company would not lose sight of its roots when he decided to relocate more than 4,100 highly-skilled jobs from Compuware's headquarters in Farmington Hills, Mich., to Campus Martius, a business district in the heart of downtown Detroit. He retired from his position of executive chairman of Compuware in March 2013.

Along with his business and hockey interests, Karmanos is widely known for his philanthropy, particularly in the area of cancer research. In 1995, Karmanos established the Barbara Ann Karmanos Cancer Institute in Detroit, with donations that now total in excess of $60 million. The institute is one of only 39 in the United States granted "comprehensive cancer center" status by the National Institute of Health, and the only one of the 39 named after a woman.

Karmanos resides in the Detroit area with his wife Danialle, and their sons Socrates, Leonidas, Spiros and Aristides. He now has seven sons and nine grandchildren. Danialle—in addition to her ongoing work as a nationally acclaimed video producer—founded Danialle Karmanos' Work It Out (DKWIO). A 501(c)3 organization, DKWIO fights childhood obesity by providing kids with the tools they need to make healthy choices. By helping kids achieve health in mind, body and spirit, DKWIO has touched the lives of thousands of at-risk children in the Detroit and Triangle communities.

As an award-winning writer, producer and director, in 2008 Danialle was tapped by Governor Jennifer Granholm to serve on the newly-chartered Michigan Film Office Advisory Council. In a 2010 Michigan-wide election, Danialle was elected to serve an eight-year term on the Wayne State University Board of Governors. She also works tirelessly on behalf of the Karmanos Cancer Institute, partnering with the organization to develop memorable creative content. Her creative talents also led Danialle to become a founding member, Board member and past chair of the critically-acclaimed Museum of Contemporary Art Detroit (MOCAD). She also serves on the boards of the Michigan Opera Theatre and the College for Creative Studies, and is a trustee for the Parade Company, the non-profit organization responsible for the renowned America's Thanksgiving Parade and numerous other family-oriented events in Metropolitan Detroit.





Hurricanes Holdings, L.L.C.

Hurricanes Holdings, L.L.C., owns the Carolina Hurricanes and operates PNC Arena. Majority owner Tom Dundon is joined by 20 minority investor groups in the ownership of the Hurricanes franchise.

Twelve of the 20 partners are: Michael Kahn, Capitol Broadcasting Company, Inc. (James Goodmon), Clancy & Theys Construction (David Tim Clancy, Joel Thomas Irving Clancy, Kathryn Virginia Clancy, Robert Todd Clancy, Sarah Elizabeth Sturm), Hurricanes Investment, LLC (Abel Zalcberg, Barbara Zalcberg), The Whitney Group (Frederick J. Whitney, Timothy M. Whitney), Greengarden DRC, LLC (Eliza Kraft Olander and Brian McHenry), Mark and Tara Rein, Chuck Hammel, Michael and Melissa Colantuoni, Greg and Sue Dobbyn, Ed and Jay Rapp, and Henry Smith. The remaining eight investment partners have chosen to keep their partnerships private.



Michael Kahn

Born and raised in Atlanta, Michael Kahn has been involved in a family-owned wine and spirits wholesaler business all of his life. He is the Sr. VP of Kahn Ventures, Inc., which is the parent company of Empire Distributors, Inc., originally founded by his grandfather in 1940. Kahn, who has been nominated as Outstanding Philanthropist of the Year, resides in Charlotte with his wife, Wendy, and three sons, Max, Michael, and Luke. Kahn is the Owner and Governor of Carolina's American Hockey League affiliate, the Charlotte Checkers.



James Goodmon

Capitol Broadcasting Company, Inc.

James "Jim" F. Goodmon serves as President and CEO of Capitol Broadcasting Company, Inc. (CBC). CBC is a diversified communications company which owns and/or operates WRAL-TV, WRAL Digital, WRAZ-TV, WRAZ Digital, WRAL-FM, WRAL-HD2, WCMC-FM, WCMC-HD1, WDNC-AM, WCMC-HD2, WCMC-HD3, WCLY-AM, WCMC-HD4, Microspace, CBC New Media Group and Wolfpack Sports Properties (a joint venture with Learfield) in Raleigh, NC; WILM-TV, WILT-LD and Sunrise Broadcasting in Wilmington, NC; Bull City Hospitality and Bull Durham Beer Co. in Durham, NC; and real estate interests including the American Tobacco Project and Diamond View office buildings in Durham, NC, and Rocky Mount Mills in Rocky Mount, NC. CBC owns and operates the Durham Bulls of the International League, the Triple-A affiliate of the Tampa Bay Rays, and Capitol property 99.9 The Fan (WCMC-FM), which is the flagship station of the Carolina Hurricanes' radio network.



Tim Clancy

Clancy & Theys Construction

Clancy & Theys Construction was founded in Raleigh in 1949 by brothers-in-law E.I. Clancy and John Theys. Today the company is owned by the late E.I. Clancy's family, and is managed by his sons. Tim Clancy is president, and his brother Tick is executive vice president. Clancy & Theys provides a diverse range of construction and construction management services for public, commercial, industrial, retail and residential clients. In addition to its Raleigh headquarters, Clancy & Theys operates offices in Wilmington, Charlotte, Newport News, VA, and Orlando, FL.



Barbara Zalcberg



Abel Zalcberg

Abel and Barbara Zalcberg

Abel and Barbara Zalcberg are retired from OFM, Inc., a family owned importer and distributor of office and school furniture they founded in 1995 and is located in Holly Springs, NC. As a past winner of the Triangle Business Journal's "Fast 50" award, OFM was recognized as one of the fastest growing privately held companies in the Triangle. The Zalcberg's professional interests include commercial land development, solar energy, a private jet charter company, The Daniel Dhers Action Sports Complex, and the Carolina Hurricanes. Devoted philanthropists, Barbara and Abel's support includes Children's Flight of Hope, the Carolina Hurricanes Foundation, the Frankie Lemmon School as well as other well deserving organizations around the country. Their two children, Blake Zalcberg and Cara Zalcberg Hylton, reside with their respective families in the area.



Frederick Whitney



Tim Whitney

Fred Whitney and Tim Whitney

Fred Whitney, originally from Cleveland, has called Raleigh home since 1974. He graduated from Case Western Reserve and received his Master of Public Administration from American University. Fred began his professional career as a city planner before becoming a stockbroker and investment advisor with Wheat Securities in 1981. He is retired after a 35 year career. Tim Whitney is a Raleigh native and graduated from UNC-Wilmington, also studying at Nagoya University in Japan. Tim is a board member of the WakeMed Foundation and is a past board member of the Leukemia and Lymphoma Society. He runs Whitney Wealth Management Group and is married with three sons and a daughter.


Eliza Kraft Olander


Brian McHenry

Eliza Kraft Olander and Brian McHenry

Eliza Kraft Olander is retired from the business world and focuses on community development and philanthropy. Brian McHenry is President of McHenry Software. Together they are involved in leading national and local charitable organizations, including the Frankie Lemmon School, Triangle Wine Experience, YMCA, and Best Cellars with the TJ Martell Foundation, which focuses on cancer research. They have two children, Michael Olander, Jr., who lives in Raleigh with his wife, Jessica, and owns O2 Fitness Clubs, and Amanda McHenry Keesee, a U.S. Naval officer based in with her husband, Cody Keesee, who is also a Naval officer.



Chuck Hammel

Chuck Hammel is President and owner of PITT OHIO, a successful regional transportation company. Headquartered in Pittsburgh, PA, PITT OHIO operates in ten states, with 21 terminals and more than 2,600 employees, and provides its customers with the most reliable service the less-than-truckload (LTL) industry has to offer. Hammel is also highly involved in his community, serving on the Board of Directors for the Pittsburgh Branch of the Federal Reserve Bank of Cleveland, Allegheny Conference on Community Development and Riverlife, as well as on the Board of Trustees for the Senator John Heinz History Center. He is a member of the Federal Reserve Bank of Cleveland Business Advisory Council, Mayor's Economic Development Panel, Allegheny County Transportation Vision Team and Duquesne Club. Chuck and his wife, Kristen, have four boys, and live in Sewickley, PA, a suburb of Pittsburgh.


Mark Rein


Tara Rein

Mark and Tara Rein

Mark Rein is the vice president and co-founder of Epic Games, a video game development company based in Cary, NC. Epic Games is best known for the creation of the Unreal Engine technology and several game series powered by it, including Fortnite, Gears of War, Infinity Blade, Unreal & Unreal Tournament. The company, which was established in 1991, moved its headquarters to the Triangle in 1999, and today has more than 900 employees worldwide. Originally from Toronto, Rein and his wife, Tara, live in Raleigh with their three children.


Michael Colantuoni


Melissa Colantuoni

Michael and Melissa Colantuoni

Michael and Melissa Colantuoni, along with their two children Anderson and Ashleigh, settled in Raleigh in 2009 after following Michael's executive finance career to Boston, San Jose, Colorado and Ohio. Michael completed his high-tech business career at AT&T, where he was in charge of finance, planning and strategy. For more than a decade, Melissa has been Director of Finance & Administration at Visual Action Software, a visualization-based data discovery company. Michael serves on the Board of the Frankie Lemmon Foundation and Melissa is actively involved with the Raleigh Giving Party, and both support many other local charities.


Greg Dobbyn


Sue Dobbyn

Greg and Sue Dobbyn

Greg and Sue Dobbyn are the owners of AMT Group, Inc., a management company that oversees general operation practices of four companies in the medical devices and laboratory equipment field. Greg is a board member of Sports for Special Kids, a charity which raises money to help handicapped children have a sports-related experience. He is also a board member of the Carolina Hurricanes Foundation. Greg is originally from Sydney, Australia, and Sue is from Bradenton, Florida. They have three children and reside in Creedmoor, NC.


Ed Rapp


Jay Rapp

Ed Rapp and Jay Rapp

Ed Rapp retired from Caterpillar Inc. in July 2016 after a 37-year career with the company. Ed is the founder of Stay Strong vs. ALS, a donor-advised fund that invests in institutions focused on finding a cure and improving assistive devices for ALS patients. Ed is also a member of the FM Global and AbbVie board of directors. Rapp received a degree in finance from the University of Missouri and he and his wife, Ann, live in Cary. Jay is a Financial Advisor with Merrill Lynch, member of the Anthony Harrison Wallace Rapp & Associates Team, and is President of the Stay Strong vs. ALS organization. Jay received his degree in finance from North Carolina State University, and lives in Cary with his wife, Katy, and sons Cole and Eli.



Henry Smith

Henry Smith, a graduate of Campbell University and the University of North Carolina at Chapel Hill, retired in 2012 after a 50-year career. He co-founded Carolina Medical Products Co. in Farmville, NC. and remains active on the board of CMP Pharma as well as boards at Campbell and UNC, including the Educational Foundation. He and his wife, Tracey, reside in Chapel Hill and Farmville, NC, and have one daughter, Hannah.



DON **WADDELL**

PRESIDENT / GENERAL MANAGER / ALTERNATE GOVERNOR

Don Waddell, 60, is entering his first season as the Hurricanes' general manager and his fifth as the team's president. Waddell was named the ninth general manager in franchise history on May 8, 2018. Waddell has 38 years of experience in professional hockey as a player, coach, general manager, scout and business executive. As General Manager, Waddell facilitates all of the team's hockey decisions and as President he oversees the business sides of the Carolina Hurricanes and PNC Arena.

Prior to joining the Hurricanes, Waddell spent three seasons as a consultant and professional scout with the Pittsburgh Penguins. Waddell was general manager of the Atlanta Thrashers from the team's founding in 1998, until 2010 when he took the role of team president. Waddell also served as executive vice president and co-chair of the executive committee of the Atlanta Spirit, the parent company of the Thrashers, the National Basketball Association's Atlanta Hawks and Philips Arena. He won the Stanley Cup as assistant general manager of the Detroit Red Wings in 1997-98.

Before becoming an NHL executive, Waddell helped build and guide two International Hockey League (IHL) franchises in San Diego (1990-95) and Orlando (1995-97) as those clubs' executive vice president and general manager. While in Orlando, he was vice president of RDV Sports and served on the executive committee that oversaw the NBA's Orlando Magic, the IHL's Orlando Solar Bears and the company's retail and aviation interests. Waddell was twice named IHL executive of the year (1992-93 and 1995-96).

Waddell played four seasons of Division I collegiate hockey from 1976-80 at Northern Michigan University where he majored in business management. He was drafted by the Los Angeles Kings in 1978, and spent three years with the organization. Waddell played more than nine seasons of professional hockey, spending the final years of his playing career as player/coach of the IHL's Flint Spirits. He also served as head coach of the San Diego Gulls in 1991-92, and was interim head coach of the Atlanta Thrashers on two occasions during his tenure with the club.

A native of Detroit, MI, Waddell has also served in several capacities with USA Hockey during the past five decades. In October 2013, he was named international consultant with a special focus on player identification and interface with the U.S. National Junior Team and USA Hockey's National Team Development Program. Waddell was the general manager for United States' teams at the 2006 Winter Olympic Games in Italy, and the 2001, 2002 and 2005 International Ice Hockey Federation (IIHF) Men's World Championships. As a player, he helped Team USA to the gold medal at the 1983 IIHF World Championship.

Don lives in Raleigh with his wife, Cheryl. Their daughter, Chelsea, and son-in-law, Zach, live in Duluth, GA, with their son, Noah, and daughter, Sophie.



JEFF **VANDERBILT**

CHIEF FINANCIAL OFFICER

Jeff Vanderbilt is in his first season as the Hurricanes' chief financial officer. As chief financial officer, Vanderbilt oversees all financial and human resource areas of the Hurricanes and PNC Arena. In conjunction to his role with the Hurricanes, Vanderbilt serves as chief financial officer of Employer Direct Healthcare and Dundon Capital Partners.

Vanderbilt began his career with KPMG in Dallas, where he served as Director of U.S. Capital Markets Group and Financial Due Diligence. More recently, he served as Senior Vice President, Controller at Santander Consumer USA. He earned his bachelor's and master's in accounting from Baylor University and is a certified public accountant.

Vanderbilt serves as a board member for The Senior Source, a Dallas-area nonprofit organization serving older adults and their loved ones. Vanderbilt resides in Dallas with his wife, Amy. They have two children: a son, Grady (3), and daughter, Briarly (3).



DAVIN **OLSEN**

EXECUTIVE VICE PRESIDENT / GENERAL MANAGER, PNC ARENA

Davin Olsen is in his 22nd year with the franchise. Olsen oversees the daily operations and functions held at PNC Arena. He contracts, schedules and coordinates all logistical and technical aspects of events that take place at the arena.

While he is based in Raleigh, Olsen also consults on other Hurricanes Holdings ventures, including Germain Arena in Ft. Myers, Fla., and Compuware Arena in Plymouth, Mich. Prior to joining the Hurricanes, Olsen served as the director of recreational facilities at the University of North Carolina at Charlotte. With more than 28 years of experience in arena management, Olsen has also administered the New Haven Coliseum, the Hartford Civic Center and UNC-Charlotte.

Olsen and his wife, Marci, reside in Apex. He has two sons: Davin (26) and Jason (22).



RICK **DUDLEY**

SENIOR VICE PRESIDENT OF HOCKEY OPERATIONS

Rick Dudley, 69, is entering his first season as senior vice president of hockey operations. Dudley has more than 45 years of experience in professional hockey, including 25 years as a senior executive in the National Hockey League. Prior to joining the Hurricanes, the Toronto native served as senior vice president of hockey operations for the Montreal Canadiens. He's also held senior executive roles with the Toronto Maple Leafs, Atlanta Thrashers, Chicago Blackhawks, Florida Panthers, Tampa Bay Lightning and Ottawa Senators.

Dudley has served as general manager for four NHL franchises, and played a major role in helping to build championship teams in Tampa Bay, where he was general manager from 1999 to 2002, and Chicago, where he was assistant general manager from 2004 to 2009. As general manager of the Ottawa Senators in 1998-99, he helped the Senators capture their first division championship. Before starting his NHL management career, he served as a general manager in the IHL, AHL and ECHL, reaching the finals eight times and winning four league championships. He also gained experience as a coach in the ACHL, IHL, AHL and NHL, serving as head coach of the Buffalo Sabres from 1989-1991.

Dudley spent seven seasons as a player in the NHL, totaling 174 points (75g, 99a) in 309 career games with Buffalo and Winnipeg. He also appeared in 270 World Hockey Association (WHA) games with Cincinnati, twice netting 40 goals in a season.



PAUL **KREPELKA**

VICE PRESIDENT OF HOCKEY OPERATIONS

Paul Krepelka is entering his first season as vice president of hockey operations. As vice president of hockey operations, Krepelka's responsibilities include player contract negotiations, collective bargaining agreement/salary cap compliance, player personnel, and all other hockey-related matters.

Krepelka has gained experience in hockey as a player, attorney, agent and manager. Krepelka spent 20 years as a sports agent, including co-founder and partner in the Orr Hockey Group. During that time, he represented some of the top players in the National Hockey League, as well as representing the No. 1 overall player selected in the NHL Draft on two occasions.

A graduate of Princeton University, where he played collegiate hockey, Krepelka played professionally for the Hampton Roads Admirals from 1991-93, winning a Riley Cup with the Admirals in 1992. Following his playing career, the Arlington, MA, native returned to Massachusetts to earn his law degree from Suffolk University in Boston before joining Woolf Associates in 1996 as a sports agent.



MIKE **VELLUCCI**

ASSISTANT GM / DIR. OF HOCKEY OPERATIONS / CHECKERS HEAD COACH

Mike Vellucci, 52, is in his fifth season with the Carolina Hurricanes, and his second as head coach for the Charlotte Checkers. He also continues to serve as assistant general manager and director of hockey operations, overseeing player development for the Hurricanes.

Vellucci joined the Hurricanes after 14 seasons with the Ontario Hockey League's Plymouth Whalers, serving as Head Coach and General Manager for the majority of that time. The Farmington, MI, native led Plymouth to a 468-322-36 record during his time in the OHL, and ranks first in Plymouth franchise history in games coached (826), wins (468) and playoff wins (70). Vellucci was the first American to win the Matt Leyden Trophy as OHL coach of the year after the Whalers captured the OHL championship in 2006-07. He was also named the OHL's Coach of the Year and Executive of the Year in 2012-13, becoming the first to win both awards in the same season. He was the second member of the organization to be recognized as the OHL's Executive of the Year, joining Jim Rutherford, who won it in back-to-back seasons in 1993 and 1994 with the Detroit Jr. Red Wings.

Prior to joining the Whalers, Vellucci was with Detroit Compuware of the North American Hockey League (NAHL), where his teams went 241-82-27 in the regular season from 1994-99, and captured U.S. national championships in 1994 and 1999. The Ambassadors also captured two NAHL regular-season titles and four Robertson Cups. Vellucci played professionally in the IHL, AHL, ECHL and BHL from 1986-89. Selected by the Hartford Whalers in the seventh round of the 1987 NHL Entry Draft, Vellucci played for Hartford during the 1987-88 season.

Vellucci and his wife, Sue, have a daughter, Allison (21), and a son, Ryan (15).



BRIAN **TATUM**

ASSISTANT GENERAL MANAGER

Brian Tatum, 44, is in his 21st year with the Carolina Hurricanes and his fifth as assistant general manager. As assistant general manager, the Raleigh native's responsibilities include assisting with hockey operations initiatives, budget management, staff contract negotiations, pre and regular season scheduling, as well as serving as the club's liaison for all player transactions with NHL Central Registry and matters related to the Collective Bargaining Agreement. He also serves as the internal liaison for the hockey department and business operations and oversees the medical, equipment and communications departments.

Prior to his promotion to assistant general manager on April 28, 2014, Tatum served as vice president of team operations for two seasons, and as senior director of team operations for five years. Tatum was the Hurricanes' team services manager from 2000-06, responsible for the coordination of all of the team's travel, including accommodations, transportation, catering and all player-related requests.

Tatum first joined the organization in 1997 as an intern in public relations and was hired in the ticket sales department after earning a master's degree in sport management from North Carolina State University. He earned his undergraduate degree from UNC-Wilmington, where he was an infielder on the Seahawks' baseball team.

Tatum was raised in Raleigh and graduated from Broughton High School. He and his wife, Liz, have a daughter, Lark.



TONY **MacDONALD**

DIRECTOR OF AMATEUR SCOUTING

Tony MacDonald is in his 12th season as the Hurricanes' director of amateur scouting and his 25th season as a scout with the organization.

MacDonald has been a part of the Hurricanes scouting staff that has selected many of the players that form the core of the current team. Players added to the organization during MacDonald's first 11 drafts as director of amateur scouting from 2008 through 2018 include Justin Faulk, Victor Rask, Jaccob Slavin, Brett Pesce, Haydn Fleury, Sebastian Aho, Jake Bean, Julien Gauthier, Martin Necas and Andrei Svechnikov.

MacDonald began his hockey career as a coach and general manager for the Rockland Remparts and Brockville Braves of the CJHL. He spent time as a coach in the Ontario Hockey League (OHL) for the Windsor Spitfires and Guelph Storm before beginning his scouting career with the Cornwall Royals and Kitchener Rangers. In 1982, MacDonald accepted a position as director of scouting for Windsor. He then spent two seasons as the first general manager for the OHL's Detroit expansion team, beginning in 1990. Over the course of his OHL career, MacDonald's teams appeared in the Memorial Cup five times, earning championships in 1980 (Cornwall) and 1982 (Kitchener).

MacDonald first joined the NHL in 1988, accepting a scouting position with the Los Angeles Kings. After two seasons with the Kings, he returned to the OHL as an advisor with the Guelph Storm. He also worked with the NHL's four-team scouting combine, which included Dallas, Winnipeg, Hartford and Philadelphia, before joining Hartford full-time. MacDonald was inducted into the Brockville Braves Hall of Fame in 1986, the Glengarry Sports Hall of Fame in 2007 and the Brockville Area Sports Hall of Fame in 2008.



DARREN **YORKE**

DIRECTOR OF PLAYER PERSONNEL

Darren Yorke is in his 10th season with the Hurricanes, and his first as director of player personnel. As director of player personnel, Yorke is involved in all player personnel decisions, oversees amateur scouting, is responsible for the team's draft, and reports directly to the general manager.

Yorke first joined the organization in 2009 as video scout, using television broadcasts of professional and amateur games to assist management in personnel decisions and filing reports on players similar to the team's field scouts. Prior to be named director or player personnel, Yorke served as manager of scouting.

A native of Milton, Ont., Yorke graduated with honors from Brock University in 2008 with a degree in sports management. Prior to joining the Hurricanes, he interned and worked for the Buffalo Sabres for two seasons. Yorke also spent one year with Canadian sports network TSN.

Darren is single and lives in Raleigh.



ERIC **TULSKY**

VICE PRESIDENT OF HOCKEY MANAGEMENT AND STRATEGY

Eric Tulsky is in his fifth season with the Hurricanes, and his first as vice president of hockey management and strategy. As vice president of hockey management and strategy, Tulsky provides and analyzes data to assist the hockey operations department and coaching staff.

Tulsky has been publishing his advanced hockey statistical analysis since 2011, when he began writing for BroadstreetHockey.com. He also contributed to NHLNumbers.com prior to launching his own website through SBNation, Outnumbered. Tulsky has been a featured panelist for MIT's annual Sports Analytics Conference and his hockey analysis work has also been published in The Washington Post and fivethirtyeight.com.

A Philadelphia native, Tulsky holds a B.A. in chemistry and physics from Harvard University and a Ph.D. in chemistry from UC-Berkeley. He also conducted a two-year, post-doctoral study at the Naval Research Lab in Washington, D.C., and worked in nanotechnology for 12 years. Tulsky's research has helped enable unique nanotechnology solutions to problems in DNA sequencing, solar energy, displays and energy storage, and he holds 13 U.S. patents. Eric and his wife, Karen, live in Chapel Hill with their son, Seth (12).



KEVIN **KAN**

DATA ENGINEER

Kevin Kan is in his second season with the Carolina Hurricanes, serving as data engineer. As data engineer, Kan maintains the analytics database, performs data quality checks and develops tools for accessing the data.

Kan was the creator of the datarink.com, a public hockey database that featured hockey data visualizations. He earned his Bachelor of Applied Science (BASc) and Masters of Applied Science (MASc) in industrial engineering from the University of Toronto, where he studied information systems design and human factors.



BETH **CARTER**

HOCKEY OPERATIONS COORDINATOR

Beth Carter is in her fourth year in the Hurricanes' hockey operations department and her fifth season working for the organization on a full-time basis.

As hockey operations coordinator, Carter assists the executive vice president and general manager, prepares and maintains player contracts and immigration on both the NHL and AHL levels and coordinates player call-ups and loans between the two leagues. She also assists team operations personnel with development camp, rookie camp and training camp. Carter also serves as the team's scouting coordinator, helping amateur and professional scouting staff with their travel needs, and coordinates special events such as the NHL All-Star Game, NHL Draft and scouting meetings.

Prior to joining the hockey operations department, Carter spent one season working in premium services for PNC Arena. She first joined the organization as an intern in the community relations department during her senior year in college. Born in Little Washington, NC, Carter was raised in Four Oaks, NC. She graduated from the University of North Carolina at Chapel Hill in 2014 with degrees in Sports Administration and American Studies.



SERGEI **SAMSONOV**

FORWARDS DEVELOPMENT

Sergei Samsonov is in his fifth year of working in the Carolina Hurricanes hockey operations department and his second year in forwards development. Samsonov, 39, played for 13 NHL seasons before joining the Hurricanes as an amateur scout in September 2014.

A first-round selection, eighth overall, of the Boston Bruins in the 1997 NHL Entry Draft, Samsonov totaled 235 goals and 336 assists (571 points) in 888 career games with the Bruins, Edmonton Oilers, Montreal Canadiens, Chicago Blackhawks, Hurricanes and Florida Panthers. The Moscow native captured the Calder Trophy as the league's top rookie in 1997-98, after tallying 47 points (22g, 25a) in his first NHL season, and played in the 2001 NHL All-Star Game. Samsonov was acquired by the Hurricanes in January 2008, and totaled 54 goals and 81 assists (135 points) in 249 regular-season games with Carolina. Internationally, Samsonov represented Russia at the 1996 and 1997 World Junior Championships, the 2002 Winter Olympic Games and the 2004 World Cup of Hockey.

Sergei and his wife, Meghan, have two daughters: Natasha and Anya.



TIM **GLEASON**

DEFENSEMEN DEVELOPMENT

Tim Gleason, 35, is entering his first season with the Hurricanes in defensemen development. Gleason is responsible for working with all defensemen in the Hurricanes system, including drafted players in the Canadian major-junior hockey leagues, college, ECHL and American Hockey League (AHL).

Originally drafted by the Ottawa Senators in the first round, 23rd overall, in the 2001 NHL Entry Draft, Gleason played 727 career NHL games with Los Angeles, Carolina, Toronto and Washington, totaling 142 points (17g, 125a) and 701 penalty minutes. Acquired by the Hurricanes in Sept. 2006, he went on to play 546 regular-season games for the franchise and ranks sixth in the team's North Carolina history (since 1997) in games played. Gleason also appeared in 19 Stanley Cup playoff games for the Hurricanes, and scored the overtime, game-winning goal in Game 2 of the 2009 Eastern Conference Quarterfinals against the Devils.

A native of Clawson, MI, Gleason represented the United States in a number of international competitions, winning silver at the 2010 Winter Olympic Games in Vancouver. He also played for Team USA at the 2008 IIHF World Championship and the 2001 and 2003 World Junior Championships.

ADDITIONAL HOCKEY STAFF



MARK
CRAIG
PRO SCOUT



MIKE
DAWSON
AMATEUR SCOUT



DON
ELLAND
AMATEUR SCOUT



SHELDON
FERGUSON
HEAD NORTH AMERICAN SCOUT



ROBERT
KRON
HEAD EUROPEAN SCOUT



TRACE
LINTON
VIDEO SCOUTING COORDINATOR



BOB
LUCCINI
AMATEUR SCOUT



BERT
MARSHALL
AMATEUR SCOUT



JOBY
MESSIER
AMATEUR SCOUT



BOB
TEOFILO
PLAYER INFORMATION &
VIDEO COORDINATOR



VILLE
VIRTA
AMATEUR SCOUT



ROD **BRIND'AMOUR**

HEAD COACH

Rod Brind'Amour, 48, is the 14th person to serve as head coach in franchise history, and the fifth since the team's arrival in North Carolina in 1997. Born in Ottawa, but raised in Campbell River, B.C., he has served as the Hurricanes' assistant coach for the past seven seasons, after working for the team in player development roles from 2010-2012.

Brind'Amour officially retired as a player on June 30, 2010, following a career of more than 20 NHL seasons. Originally drafted by the St. Louis Blues in the first round, ninth overall, in the 1988 NHL Entry Draft, Brind'Amour completed his career ranked 16th in NHL history in games played (1,484), 44th in assists (732), 46th in points (1,184) and 54th in goals (452), in 21 seasons with St. Louis, Philadelphia and Carolina. The Ottawa, Ont., native debuted with the Blues during the 1989 Stanley Cup Playoffs after completing one season at Michigan State, and scored a goal on his first NHL shot against the Minnesota North Stars. He was named to the NHL's All-Rookie Team in 1990, after scoring 61 points (26g, 35a) in 79 games for St. Louis, and played in the NHL All-Star Game while a member of the Flyers in 1992. Brind'Amour represented Canada in the 1998 Winter Olympics in Nagano, Japan, as well as the 1996 World Cup of Hockey, and won back-to-back Frank J. Selke trophies as the NHL's top defensive forward in 2005-06 and 2006-07, as a member of the Hurricanes.

Brind'Amour played in 159 career Stanley Cup Playoff games, totaling 51 goals and 60 assists (111 points). He participated in the Stanley Cup Final three times, reaching the Final in 1997 with Philadelphia, and in 2002 and 2006 with Carolina, captaining the Hurricanes to the 2006 Stanley Cup championship. Acquired by the Hurricanes from the Philadelphia Flyers on Jan. 23, 2000, Brind'Amour ranks second in career points for the Hurricanes since the team's relocation to North Carolina, notching 473 points in 694 games played. He also ranks second in assists (299), second in shorthanded goals (10), fourth in goals (174) and third in power-play goals (60) in the team's North Carolina history. Brind'Amour ranks third in franchise history (including Hartford) in assists (299), fourth in points (473) and fifth in games played (694). Named the Hurricanes' captain prior to the 2005-06 season, Brind'Amour netted 31 goals and earned 39 assists (70 points) that season to lead the team to a franchise-record 52 regular-season wins. His league-leading 12 playoff goals during the team's Stanley Cup run also set a franchise record.

Rod and his wife, Amy, live in Raleigh. He has a daughter, Briley, and three sons, Skyler, Reece and Brooks.



JEFF **DANIELS**

ASSISTANT COACH

Jeff Daniels, 50, is his 22nd season with the Hurricanes organization and his first as assistant coach under Head Coach Rod Brind'Amour. This marks Daniels' fifth season as an assistant coach for the Hurricanes, having previously served as assistant coach from 2003-08.

Daniels has served in a variety of roles for the Hurricanes, including one season as manager of pro scouting (2017-18) and two seasons as a pro scout (2015-17). He also served as head coach of the team's top minor-league affiliates from 2008-15, posting a career AHL record of 268-225-51 in seven seasons with Albany and Charlotte. In his previous stint as an assistant coach with the Hurricanes, the Oshawa, Ont., native helped guide the team to a Stanley Cup championship in 2006. He also spent time in a player development role for the organization immediately following his retirement as a player in Nov. 2003.

Selected by the Pittsburgh Penguins in the sixth round, 109th overall, of the 1986 NHL Entry Draft, Daniels played 425 NHL games with Pittsburgh, Hartford, Carolina, Florida and Nashville, winning a Stanley Cup title with the Penguins in 1992 and helping the Hurricanes reach the Stanley Cup Final in 2002.

Jeff and his wife, Jennifer, live in Morrisville, NC, and have a daughter named Jordan.



DEAN **CHYNOWETH**

ASSISTANT COACH

Dean Chynoweth, 49, is entering his first season as an assistant coach for the Hurricanes. It marks his fourth season as an NHL assistant coach, having previously served as an assistant for the New York Islanders from 2009-12.

Prior to joining the Hurricanes, Chynoweth served as associate coach with the Vancouver Giants of the Western Hockey League (WHL). He also served as head coach of the Colorado Avalanche's American Hockey League (AHL) affiliates in Cleveland and San Antonio from 2012-16, the WHL's Swift Current Broncos from 2004-09, and the WHL's Seattle Thunderbirds from 2000-04.

The Calgary native was drafted by the New York Islanders in the first round, 13th overall, in the 1987 NHL Draft. Chynoweth recorded 22 points (4g, 18a) in 241 career NHL games with the NY Islanders and Boston. He also appeared in 209 AHL games with Springfield, Capital District and Providence, earning 40 points (10g, 30a).

Dean and his wife, Rebecca, have a daughter named Stella (14).



MIKE **BALES**

GOALTENDING COACH

Mike Bales, 47, is in his second season with the Carolina Hurricanes and his sixth season as a goaltending coach in the National Hockey League.

Prior to joining the Hurricanes, Bales served as goaltending coach for the Pittsburgh Penguins from 2013-17, winning back-to-back Stanley Cup championships in 2016 and 2017. Prior to being promoted to goaltending coach, Bales served as the Penguins' goaltending development coach and scout from 2011-13, helping to scout, draft and develop Matt Murray, who posted 15 wins as a rookie during Pittsburgh's 2016 Stanley Cup run. A Penguins netminder posted at least 30 wins during the regular season in each of Bales' four seasons as goaltending coach, with Marc-Andre Fleury earning Team MVP honors and a spot in the NHL All-Star Game in 2014-15, posting 34 wins and a franchise-record 10 shutouts. During Pittsburgh's run to the 2017 Stanley Cup, Pittsburgh goaltenders combined for a 2.19 goals-against average, .929 save percentage and five shutouts.

A native of Prince Albert, Sask., Bales was selected by the Boston Bruins in the fifth round, 105th overall, at the 1990 NHL Entry Draft. He played professionally as a goaltender for 18 seasons before beginning his coaching career, appearing in 23 NHL games with Boston and Ottawa. He also spent time in the American Hockey League (AHL), International Hockey League (IHL) and European leagues in Germany, Sweden and Northern Ireland. Prior to turning professional, he played three seasons of collegiate hockey for Ohio State.

Bales and his wife, Melanie, have three kids: William (15), Alexander (12) and Alexa (12).



CHRIS **HUFFINE**

VIDEO COACH

Chris Huffine is in his 19th season as the team's full-time video coach. Prior to joining the team full time, he spent two seasons as a part-time video coordinator with the club, handling video breakdown during home games in Greensboro and taping future opponents during the 1997-98 and 1998-99 seasons.

Huffine is responsible for all pre-scouting of future opponents. He works closely with the coaching staff, preparing scouting reports for individual players as well as the team. His work includes breaking down the other teams' systems and tendencies, including forecheck, power plays and penalty kills, and putting together meetings for the coaches to inform the players. In addition to preparing for the opponent, he also breaks down games as they happen on a laptop editing system so that coaches and players have access to the information immediately during and after the game.

Before joining the Hurricanes, Huffine served as the video coordinator for the Greensboro Monarchs for five seasons. In addition to being a member of the 2005-06 Stanley Cup Champions, he was also chosen to represent USA Hockey as the video coach for the 2006 Mens Olympic Team in Turin, Italy.

Chris and his wife, Heather, reside in Raleigh, with their sons, Samuel and Jacob.



LJ **SCARPACE**

VIDEO COACH

LJ Scarpace, 42, is in his second season as video coach for the Carolina Hurricanes.

Prior to joining the Hurricanes, Scarpace spent 13 seasons under Red Berenson with the University of Michigan men's hockey program, serving as the team's director of player development for the final three seasons from 2014-17. Prior to that promotion, he served as Michigan's video coordinator since 2004, managing the team's video and statistical systems.

A native of Dearborn, MI, Scarpace attended Western Michigan University for two years before transferring to the University of Michigan, where he went 6-2-0 and had a 1.94 goals-against average and .910 save percentage as a goaltender for the Wolverines over two seasons. Following graduation, he played in the ECHL with the Dayton Bombers and Cincinnati Cyclones before returning to Ann Arbor.

Scarpace, and his wife, Stacy, have two daughters, Kylie (14) and Chloe (11), and live in Cary.



DOUG **BENNETT**

HEAD ATHLETIC TRAINER

Doug Bennett is in his ninth season with the Carolina Hurricanes, and his second as head athletic trainer. As head athletic trainer, Bennett is responsible for the design and implementation of injury prevention strategies, the evaluation and treatment of medical issues and the rehabilitation of injuries. Bennett works closely with the Hurricanes' team physicians and strength and conditioning coach to ensure the safety and well-being of the Hurricanes players at all times.

Bennett served as the team's assistant athletic trainer for seven seasons, from 2010-17, before being promoted to head athletic trainer. Prior to joining the Hurricanes full time, he gained experience working with athletes at both the professional and collegiate levels. He served in the athletic department at the University of North Carolina at Chapel Hill, while also assisting the Hurricanes as an intern/gameday athletic trainer during the 2009-10 season. A native of Johnstown, PA, Bennett spent one season as the head athletic trainer for the Johnstown Chiefs (ECHL) in 2004-05. He also gained experience in the National Football League, working with the Seattle Seahawks in 2003, and the Philadelphia Eagles in 2006. Bennett spent one year as the assistant athletic trainer at Penn State University, working with the football program.

Bennett is a Certified Athletic Trainer, a Certified Strength and Conditioning Specialist (CSCS) and a Performance Enhancement Specialist (PES). He is also a member of the National Athletic Trainers Association (NATA) and the Professional Hockey Athletic Trainers Society (PHATS). In 2007, he earned his Master's degree in Exercise and Sport Science with an emphasis in Athletic Training from the University of North Carolina at Chapel Hill. Bennett earned his undergraduate degree in Kinesiology from Penn State University in 2004.

Doug and his wife, Shelley, have a daughter, Sunny, and reside in Raleigh. They are active at Good Shepherd Lutheran Church and enjoy volunteering for the non-profit Family Promise.



BILL **BURNISTON**

HEAD STRENGTH AND CONDITIONING COACH

Bill Burniston is in third season with the Hurricanes full time, and his second as head strength and conditioning coach. Burniston served as assistant strength coach and fascial stretch therapist in 2016-17, after working for the Hurricanes on a part-time basis from 2013-16.

Burniston has more than 25 years of experience in the areas of injury prevention and athletic enhancement. In addition to his work with the Hurricanes, the New Jersey native has also served as the strength and conditioning coach for USA Baseball's collegiate national team. He is one of the founding partners of The Performance Academy in Apex, NC, a facility dedicated to the strength and conditioning of athletes. Burniston received his BS in education from Indiana University of Pennsylvania, where he worked with the school's sports medicine team. He earned his Masters degree from Seton Hall University. Burniston is a Certified Athletic Trainer (ATC) by the National Athletic Trainer as well as a Certified Strength and Conditioning Specialist (CSCS) by the National Strength and Conditioning Association. His certifications also include Performance Enhancement Specialist (PES) from the National Academy of Sports Medicine and Flexibility Specialist (Level 3 Medical) from the Stretch to Win Institute.

Bill and his wife, Denise, reside in Holly Springs, NC, and have three children: Dan (20), Bree (15) and Joey (15).



BRIAN **MADDOX**

ASSISTANT ATHLETIC TRAINER

Brian Maddox is in his second season as assistant athletic trainer for the Carolina Hurricanes, after serving as the head athletic trainer for the Hurricanes' American Hockey League (AHL) affiliates for the previous 12 seasons.

A BOC Certified Athletic Trainer and Performance Enhancement Specialist (PES), Maddox was named head athletic trainer for the AHL's Lowell Lock Monsters prior to the 2005-06 season. Following his first season with the Lock Monsters, he filled the same role from the Albany River Rats from 2006-10 before moving with the team to Charlotte. Maddox also has AHL experience as a member of the medical staff for the Binghamton Senators during the 2003-04 season.

A New York native, Maddox graduated from Binghamton University in 2000, with a Bachelor of Arts degree in biology, and earned his Masters from Villanova University in 2003. Brian and his wife, Megan, have three children Connor, Finn, and Delaney, and live in Raleigh.



TRISTAN **SIMMONS**

MASSAGE THERAPIST

Tristan Simmons is in his second season with the Carolina Hurricanes as massage therapist.

Prior to joining the Hurricanes, Simmons gained NHL experience with the Ottawa Senators, assisting the team's massage therapist during training camps for four seasons. In addition to the Senators, Simmons has also worked for the Ottawa RedBlacks of the Canadian Football League (CFL) and the Ottawa Fury of the North American Soccer League (NASL).

Simmons attended Concordia University in Montreal on a football scholarship, before graduating from Algonquin College in Ottawa with an Advanced Diploma in massage therapy. He is Active Release Technique (ART) and Fascial Stretch Therapy (FST) level one certified.

Tristan spends his offseasons in Ottawa with his wife, Candice.



SKIP **CUNNINGHAM**

EQUIPMENT MANAGER

An original member of the 1972 New England Whalers of the World Hockey Association (WHA), Skip Cunningham is in his 46th year with the organization and is the most tenured employee with the team.

From 1972-90, Cunningham put together an impressive streak, working 1,412 consecutive games before being sidelined following surgery in January 1990. In 1989, the Connecticut Sports Writers Alliance presented him with the Good Guy Award for his unselfish dedication to Connecticut sports.

A graduate of Northeastern University, Cunningham was the assistant trainer for Team USA at the World Ice Hockey Championships in 1985 and 1989. He has been selected to work at four All-Star Games: the 1974 and 1976 WHA All-Star Games as well as the 1986 and 2011 NHL All-Star Games. He also directed his own hockey school during the offseason for 22 years in South Windsor.

Skip lives in Raleigh. He has two daughters, Sandy and Sherri, and a son, Scott, as well as five grandchildren: Jayden, Brayden, Savannah, Ryan and Ariana.



BOB **GORMAN**

EQUIPMENT MANAGER

Bob Gorman is in his 32nd year with the franchise as an equipment manager. Gorman first joined the organization's equipment staff in 1976 and worked with the team until the 1981-82 season, when he left the team to pursue other career interests. In his time away from the team, Gorman spent one year with Enterprise Radio and 11 years as a sales representative for the Spear-Newman Company. He returned to the club in 1993 and has served in his current capacity since then. During his tenure with the Hurricanes, Gorman has been part of three division championship teams (1999, 2002, 2006), two conference championship teams (2002, 2006) and one Stanley Cup Championship team (2006). He worked his 2,000th regular season game in professional hockey on Dec. 7, 2016. Gorman has also been selected to work two NHL All-Star Games: 2004 in Minnesota and 2011 in Raleigh. He is a member of the Society of Professional Hockey Equipment Managers.

In 2002, Gorman, who has been responsible for several successful charitable events in the area benefiting families in need, was recognized by the City of Raleigh's City Council and Mayor Charles Meeker for Outstanding Community Service. Gorman attended Central Connecticut State University and completed his B.S. in Business from Charter Oak State College, and earned a Master's Degree in Sport Management from the United States Sports Academy.

Bob and his wife, Carla, reside in Raleigh.



JORGE **ALVES**

EQUIPMENT MANAGER

Jorge Alves is in his seventh season as a full-time equipment manager for the Carolina Hurricanes, after serving as assistant equipment manager for seven years. The Stoughton, MA, native attended North Carolina State University from 2002-04 after serving in the United States Marine Corps for four years from 1997-01. While at NCSU, Alves was the starting goaltender for the Wolfpack's club hockey team. After graduation, he served professional stints in the ECHL with South Carolina, Greenville, Charlotte and Pensacola, and in the SPHL with Asheville. Alves filled in as a practice goalie for the Hurricanes throughout his time as assistant equipment manager, and he made his NHL debut serving as the Hurricanes' emergency goaltender against the Tampa Bay Lightning on December 31, 2016, playing the final 7.6 seconds of the third period.

Jorge and his wife, Amanda, have two children: Madison and Jaxon.

TEAM DOCTORS



DR. JOE BARKER
ORTHOPEDIC PHYSICIAN



DR. JOSH BLOOM
HEAD MEDICAL PHYSICIAN



DR. DEAN DORNIC
TEAM OPHTHALMOLOGIST



DR. MARTY ISBELL
HEAD ORTHOPEDIC PHYSICIAN



DR. TOM LONG
TEAM DENTIST



DR. JAMES SMITH
TEAM DENTIST



DR. JAY STEVENS
MEDICAL PHYSICIAN

RALEIGH EMERGENCY MEDICINE ASSOCIATES
EMERGENCY PHYSICIANS



MIKE **SUNDHEIM**

VICE PRESIDENT OF COMMUNICATIONS AND TEAM SERVICES

Mike Sundheim is in his 21st year with the Carolina Hurricanes communications department, and his 16th year heading the department. In July 2014, he was promoted to vice president of communications and team services, taking on travel and team services responsibilities in addition to his long-time media relations role.

A 2000 graduate of the University of North Carolina's School of Journalism and Mass Communication, Sundheim is responsible for the promotion of the team and its players in the local and national media, and serves as the Hurricanes' primary media contact and spokesperson. He is also responsible for team publications, including media guides and press releases, as well as managing the team's communications budget and staff. In 2017, he assumed additional duties coordinating the team's broadcasting efforts: serving as the primary contact for the team's affiliates, assisting in personnel decisions and developing the Hurricanes' broadcasts on television and radio.

Along with his communications role, Sundheim works with plane, bus and hotel companies to make the Hurricanes' travel arrangements and manages player community and corporate appearances and events throughout the year. He also remains active with the team's digital content efforts, contributing regularly to the team's website and helping to establish and develop the team's original Facebook and Twitter accounts.

Prior to joining the Hurricanes full-time in 2000, Sundheim spent two seasons as an intern in the team's media relations department, beginning with the 1998-99 campaign. Originally from Somerville, NJ, he also gained experience as an assistant sports editor for UNC's student newspaper, The Daily Tar Heel, a student assistant in the UNC sports information department and a summer intern for the New Jersey Red Dogs of the Arena Football League (AFL).

Sundheim completed a master's degree in Sport Management from North Carolina State University in 2015, and has served as an adjunct professor at UNC's School of Journalism and Mass Communication, teaching a course in "Sports Publicity." Mike and his wife, Leah, reside in Raleigh and have three children: Franklin, Charlie and Eve.



PACE **SAGESTER**

MANAGER OF COMMUNICATIONS AND TEAM SERVICES

Pace Sagester is in his eighth NHL season and his second as manager of communications and team services for the Carolina Hurricanes. In his communications role, Sagester promotes the team with local and national media outlets, serves as a media contact for the players and staff, and is responsible for team publications, including the media guide, news releases and the team's media site, CanesPR.com. On the team services side, Sagester helps make the team's travel arrangements, works closely with hotel and bus companies during Hurricanes road trips and helps to manage player ticket requests at home and on the road.

Sagester first worked for the Hurricanes as a media relations intern during the 2011-12 season, before joining the team in a part-time role as media relations and social media coordinator in 2012-13. He joined the Washington Capitals full-time in 2013, serving as the Capitals' manager of media relations for four seasons before returning to Raleigh.

A native of Fuquay-Varina, NC, Sagester is a graduate of the University of North Carolina at Chapel Hill's School of Journalism and Mass Communication. While in school, he gained experience with Tommy Baldwin Racing, Activ8 Communications, the Daily Tar Heel and Tar Heel Monthly, as well as working as a recruiting assistant for UNC's football program.

Pace and his fiancée, Katie, live in Raleigh.



MIKE **BROWN**

COMMUNICATIONS AND HOCKEY OPERATIONS COORDINATOR

Mike Brown is in his ninth NHL season and his first as communications and hockey operations coordinator for the Carolina Hurricanes. Brown produces the team's game notes, game previews, line charts, news releases and other communications materials. He is the team's primary contact for game credentials and also assists in the promotion of the team in local and national media outlets. Brown also works with the hockey operations department on credential requests for scouting staff, as well as other administrative duties.

Prior to joining the Hurricanes, Brown spent eight seasons with the Boston Bruins as a member of the communications game night staff and served as a communications intern during the team's Stanley Cup run in 2010-11. He also gained experience working for the New England Sports Network, Hockey East Association and Northeastern University's athletic department.

A native of South Berwick, Maine, Brown graduated from Northeastern University's School of Journalism in 2013. Mike lives in Raleigh.



JOHN **FORSLUND**

TELEVISION PLAY-BY-PLAY

John Forslund is in his 24th season as the Hurricanes' television play-by-play announcer, his 28th year with the club and his 35th year in hockey. In addition to calling all the action on Hurricanes television broadcasts, Forslund continues to serve as a play-by-play announcer for nationally-televised broadcasts on the NBC family of networks and as a contributor for the NHL Network.

Outside of his hockey work, Forslund has experience covering Atlantic Coast Conference and Southern Conference basketball for FOX Sports Net. In 2003, Forslund won Telly awards for Forslund Focus, part of the Hurricanes' in-game presentation, and "Raisin' Canes," the home video celebrating the Hurricanes' 2002 playoff run. Forslund has also been recognized with Mid-South Emmy Awards for Hurricanes broadcasts in 2007 and 2009.

Forslund first joined the organization for the 1991-92 season as the public relations director, a position he held for four seasons. During his tenure, Forslund also served as the Hartford Whalers' color analyst on the Whalers Radio Network. Prior to his appointment in Hartford, Forslund handled the television and radio broadcasts for the Springfield Indians of the American Hockey League from 1984-1991. He was recognized as one of the AHL's top publicists/announcers when he received the Ken McKenzie Award in 1989.

Forslund continues to be heavily involved in the Triangle community, and has served as emcee for charitable events including the Jimmy V Celebrity Golf Classic Gala, the Greater Raleigh Sports Council's Night of Champions and Carolina Hurricanes Kids 'N Community Foundation fundraisers including Canes Bash, the Canes 5k and the Golf Tournament. Forslund is on the board of directors for Spare Some for Autism and is also involved with the Make-A-Wish Foundation, March of Dimes, Genesis Home, Food Bank of North Carolina and the Crohn's and Colitis Foundation.

A graduate of Springfield College, Forslund went on to earn his master's degree in athletic management from Adelphi University. John and his wife, Natalie, reside in Apex. They have two daughters, Erika and Kara, and a son, Matthew.



TRIPP **TRACY**

TELEVISION ANALYST

Tripp Tracy is in his 20th season as the Hurricanes' television analyst, serving alongside John Forslund on all team broadcasts. In addition to his work on Fox Sports Carolinas, Tracy also broadcasted playoff games for NBC Sports Network during the 2014 Stanley Cup Playoffs.

A former goaltender, Tracy was originally drafted by the Philadelphia Flyers in the 1993 NHL Entry Draft. After completing four seasons at Harvard University, Tracy signed a free agent contract with the Hurricanes in August 1996. He spent two seasons in the organization, playing for Richmond (ECHL), Springfield (AHL), New Haven (AHL) and Carolina (NHL). Tracy retired from his playing career in 1998 and accepted a position at CNN before returning to the organization for the 1998-99 season.

Tripp lives in Raleigh and is involved in several charitable organizations in the Triangle, including the St. Baldrick's Foundation. He also serves on the board for Children's Charities at Adios and has participated in several Hurricanes Alumni events, including the 2012, 2013 and 2014 Alumni Fantasy games.



MIKE **MANISCALCO**

TELEVISION AND WEB HOST

Mike Maniscalco is in his third season as the Hurricanes' television and web host. He serves as host of Hurricanes LIVE! prior to all of the team's games on FOX Sports Carolinas and Southeast, as well as hosting and producing video content for CarolinaHurricanes.com.

Maniscalco is a 10-year veteran of sports media in the Triangle, and hosted the popular pregame and postgame shows surrounding the Hurricanes' radio broadcasts from 2007-16. He also serves as host of the Canes Corner radio show, an on-location, hour-long interview show that helps connect members of the Hurricanes organization and the team's fans.

Prior to relocating to Raleigh, Maniscalco was the afternoon drive host at WRNL in Richmond, VA, from 2001-07. He began his broadcasting career in his hometown of Buffalo, NY, serving as an on-air host and assistant production director at WGR 550, from 1996-01. Maniscalco most recently worked as an on-air personality and coordinating producer for IMG College Sports. He is a 1997 graduate of Buffalo State College. Mike and his wife, Kristen, reside in Raleigh.

FULL-TIME STAFF

ADMINISTRATION ARENA OPERATIONS



JANET
DAVIS
RECEPTIONIST



ROB
DOUGLAS
VICE PRESIDENT OF GUEST RELATIONS, ASST. GM, PNC ARENA



DANA
DUDLEY
ARENA BOX OFFICE MANAGER



JARED
DUPRE
ICE TECHNICIAN



ALFRED
FOUGHT
PRODUCTION MANAGER



KIM
GRIGGS
PRODUCTION/EVENT SUPERVISOR



LINDSEY
HALL
MARKETING COORDINATOR



RAY
HALL
TICKER OPERATIONS REPRESENTATIVE



HILMAN
HUSKEY
ARENA OFFICE MANAGER



KIM
JENKINS
CUSTOMER CARE COORDINATOR



CHRIS
JOVINO
ASSISTANT TICKET OPERATIONS MANAGER



RYAN
KILEY
DIRECTOR OF SAFETY & SECURITY



MATT
MOOREFIELD
ASSISTANT ICE TECHNICIAN



BOBBIE
NICHOLS
DIRECTOR OF EVENT & GUEST SERVICES



BILL
NOWICKI
VICE PRESIDENT OF TICKET OPERATIONS



CRYSTAL
PACE
DIRECTOR OF ARENA MARKETING



LARRY
PERKINS
VICE PRESIDENT OF GUEST RELATIONS, PNC ARENA



SEAN
SOLLACE
FACILITIES SYSTEMS MANAGER



JOE
SOUSA
SENIOR DIRECTOR OF ARENA BOX OFFICE



CRAIG
STOVER
DIRECTOR OF OPERATIONS



ALAN
SYKES
OPERATIONS SUPERVISOR



MELVIN
TERRELL
OPERATIONS MANAGER



ERICA
TILLMAN
TICKET OPERATIONS SUPERVISOR



ALAN
WOBBLETON
SENIOR DIRECTOR OF FACILITIES AND OPERATIONS

MERCHANDISE FINANCE & INFORMATION TECHNOLOGY



JARED
WRIGHT
DIRECTOR OF PARKING & TRAFFIC



JAMES
BLITCH
DIRECTOR OF MERCHANDISE



MICHAEL
ARRINGTON
ACCOUNTS PAYABLE



JACOB
DOIRON
JAVA DEVELOPER



CRIS
FOLMER
ASSISTANT TO THE CFO



PATTY
HILLIARD
ACCOUNTS RECEIVABLE



CRYSTAL IRBY
PAYROLL/HUMAN RESOURCES



GLENN JOHNSON
VICE PRESIDENT OF INFORMATION TECHNOLOGY



LARRY KELLY
CLIENT/SERVER TECHNOLOGIST



SHAUN NICHOLSON
DIRECTOR OF FINANCE



TRACY PYRAK
SENIOR ACCOUNTANT



TEMIKA SMITH-HARRIS
ACCOUNTS RECEIVABLE

FOOD & BEVERAGE



KEITHA STANLEY
PAYROLL/HUMAN RESOURCES



WILLIAM TRAURIG
SENIOR VICE PRESIDENT/ GENERAL COUNSEL



MYATT WILLIAMS
DIRECTOR OF IT SERVICES



PETE AIELLO
BANQUET CHEF



DENNIS ATKINSON
EXECUTIVE SOUS CHEF



GARY BERRY
COMMISSARY MANAGER



BARBARA COUCH
ASSISTANT CONCESSIONS MANAGER



STEPHANIE DeANGELIS
SUITES FOOD & BEVERAGE ASSISTANT MANAGER



CHRIS DIAMOND
VICE PRESIDENT OF VAB CATERING



MICHAEL FLOOD
EXECUTIVE CHEF



MELISSA FULKERSON
CATERING MANAGER



HOLLIE HAWKINS
MANAGER OF SUITES FOOD & BEVERAGE



KEVIN HEINTZ
SOUS CHEF



SHANNON HIGNITE
CATERING ADMINISTRATIVE COORDINATOR



LORI HOLTZ
SENIOR DIRECTOR OF CATERING SERVICES



MATTHEW KRAFT
COMMISSARY SUPERVISOR



JOSEPH MAGENHEIMER
CHEF DE PARTIE



FRANKIE McGEE
DIRECTOR OF CATERING

MARKETING AND COMMUNITY RELATIONS



CINDY MEDLIN
CONCESSIONS ADMINISTRATIVE COORDINATOR



JIM O'BRIEN
CONCESSIONS MANAGER



RICK RHODES
DIRECTOR OF CONCESSIONS



LAUREN BAXTER
MANAGER OF CREATIVE SERVICES



JONATHAN BOGGS
PROMOTIONS/ FAN DEVELOPMENT COORDINATOR



DEVEN BHARDWAJ
ADMINISTRATIVE ASSISTANT

FULL-TIME STAFF



BLAIR
CANNON
EMAIL STRATEGY MANAGER



JON
CHASE
VICE PRESIDENT OF COMMUNITY OUTREACH/ EXECUTIVE DIRECTOR OF CHF



MADISON
CLEMENT
MOBILE MARKETING VEHICLE & EVENTS SPECIALIST



AARON
DEWEY
GRAPHIC DESIGNER



LAURA
FAZZINA
COMMUNITY RELATIONS COORDINATOR



MIKE
FORMAN
VICE PRESIDENT OF MARKETING & BRAND STRATEGY



GREGG
FORWERCK
TEAM PHOTOGRAPHER



CHRIS
GREENLEY
SENIOR DIRECTOR OF CANESVISION & IN-GAME MARKETING



EMILE
HARTMAN
YOUTH & AMATEUR COORDINATOR



DERRICK
HOLT
SOCIAL MEDIA COORDINATOR



ASHLEY
KNAPPENBERGER
GRAPHIC DESIGNER



DAN
LaTORRACA
DIRECTOR OF DIGITAL MARKETING



BRANDON
LOPES
GRAPHICS PRODUCER



ZAC
MIKLUSAK
VIDEO PRODUCER



LINDSAY
ROBERTSON
CHF GRANT & EVENT SPECIALIST



MICHAEL
SMITH
SENIOR WEB PRODUCER/ WRITER



NIKKI
STOUDT
MARKETING COORDINATOR



STORMY
ICE HOG

SALES



JAMIE
WALTON
PROMOTIONS & FAN DEVELOPMENT SPECIALIST



CHRISTINE
WILLIAMS
MANAGER OF VIDEO PRODUCTION



SHANE
WILLIS
MANAGER OF YOUTH & AMATEUR HOCKEY



DEREK
ALLAN
INSIDE SALES MANAGER



JENNIFER
BALL
CLIENT RELATIONS REPRESENTATIVE



JIM
BALLWEG
VICE PRESIDENT OF CORPORATE PARTNERSHIPS



MARIE
BOBALIK
SENIOR MANAGER OF CLIENT SERVICES



JACK
BROCKMAN
SENIOR DIRECTOR OF PREMIUM SALES



ALLYSON
BUCKMEIER
SENIOR PREMIUM SERVICES COORDINATOR



JUSTIN
BUCK
MANAGER OF CORPORATE SPONSORSHIPS



TIM
CAMPBELL
ACCOUNT EXECUTIVE/ BUSINESS DEVELOPMENT



SARA
DANIEL
VICE PRESIDENT OF TICKET SALES



KELSEY
DAWSON
TICKET SALES COORDINATOR



DOUG
DICKMAN
CORPORATE SALES EXECUTIVE



RYAN
ERDMAN
DIRECTOR OF CLIENT RETENTION & GROUP SALES



PAUL
FRIEDLANDER
GROUP SALES REPRESENTATIVE



JOHNNY
GILL
SENIOR CORPORATE SALES EXECUTIVE



SCOUT
JOHNSON
CLIENT RELATIONS REPRESENTATIVE



JENNA
JONES
CUSTOMER RELATIONSHIP/ DATABASE MANAGER



BRIAN
KAPUSTA
HURRICANES GROUP SALES MANAGER



ASHLEY
KNOWLES
ACCOUNT EXECUTIVE/ BUSINESS DEVELOPMENT



JONATHAN
KRAMER
DIRECTOR OF PREMIUM SERVICES



TAYLOR
LINK
CLIENT SERVICES COORDINATOR



ANTHONY
MARINO
ACCOUNT EXECUTIVE/ BUSINESS DEVELOPMENT



RYAN
MARTIN
CORPORATE SALES EXECUTIVE



ALSTON
MEADOWS
BUSINESS INTELLIGENCE ANALYST



CHRISTINA
MONTEROSSO
GROUP SALES REPRESENTATIVE



MIKE
MUSIALOWSKI
CLIENT RELATIONS REPRESENTATIVE



JIMMY
NAUGHTON
ACCOUNT EXECUTIVE/ BUSINESS DEVELOPMENT



TOM
PELUSO
DIRECTOR OF BUSINESS DEVELOPMENT & PREMIUM SERVICES



GREG
PERNA
SENIOR CLIENT RELATIONS REPRESENTATIVE



MEGAN
PLAHANSKI
ACCOUNT EXECUTIVE/ BUSINESS DEVELOPMENT



KAREN
PRINCE
TICKET SALES ASSISTANT



TAYLOR
ROBINSON
CORPORATE SPONSORSHIP SERVICE COORDINATOR



BRIAN
SLAIS
PNC ARENA GROUP SALES MANAGER



MAX
SZILAGYI
CLIENT RELATIONS REPRESENTATIVE



ROB
TERANO
ACCOUNT EXECUTIVE/ BUSINESS DEVELOPMENT



RACHEL
TRAINER
ACCOUNT EXECUTIVE/ BUSINESS DEVELOPMENT



DAVID
WITKOWSKI
CLIENT RELATIONS REPRESENTATIVE


20
SEBASTIAN
AHO
20
20
WARRIOR



37 ANDREI
SVECHNIKOV

PLAYERS

2018-19 Team Roster with Stats, Records and Career Highlights

2018-19 ROSTER

BY NUMBER

NO.	PLAYER	POS.	HT.	WT.	S/C	BIRTHPLACE	BIRTHDATE	HOW ACQUIRED
4	FLEURY, Haydn	D	6'3"	208	Left	Carlyle, Sask.	7/8/1996	Draft '14 (1-7-1)
7	Di GIUSEPPE, Phil	LW	6'0"	192	Left	Maple, Ont.	10/9/1993	Draft '12 (1-38-2)
8	MAENALANEN, Saku	RW	6'4"	207	Left	Kemi, Finland	5/29/1994	Free Agent (5/18)
11	STAAL, Jordan	C	6'4"	220	Left	Thunder Bay, Ont.	9/10/1988	Trade w/ PIT (6/12)
13	FOEGELE, Warren	LW	6'2"	198	Left	Markham, Ont.	4/1/1996	Draft '14 (3-67-3)
14	WILLIAMS, Justin	RW	6'1"	184	Right	Cobourg, Ont.	10/4/1981	Free Agent (7/17)
15	SAARELA, Aleksi	C	5'10"	201	Left	Helsinki, Finland	1/7/1997	Trade w/ NYR (2/16)
19	HAMILTON, Dougie	D	6'6"	230	Right	Toronto, Ont.	6/17/1993	Trade w/ CGY (6/18)
20	AHO, Sebastian	RW	6'0"	176	Left	Rauma, Finland	7/26/1997	Draft '15 (2-35-2)
21	GAUTHIER, Julien	RW	6'4"	227	Right	Pointe-aux-Trembles, Que.	10/15/1997	Draft '16 (2-21-1)
22	PESCE, Brett	D	6'3"	206	Right	Tarrytown, NY	11/15/1994	Draft '13 (2-66-3)
23	McGINN, Brock	LW	6'0"	187	Left	Fergus, Ont.	2/2/1994	Draft. '12 (2-47-2)
24	BEAN, Jake	D	6'1"	186	Left	Calgary, Alta.	6/9/1998	Draft '16 (1-13-1)
26	FORA, Michael	D	6'3"	216	Right	Bellinzona, Switzerland	10/31/1995	Free Agent (6/18)
27	FAULK, Justin	D	5'11"	217	Right	South St. Paul, MN	3/20/1992	Draft '10 (2-37-2)
29	POTURALSKI, Andrew	RW	5'11"	189	Right	Williamsville, NY	1/14/1994	Free Agent (3/16)
32	FOX, Adam	D	5'10"	185	Right	Jericho, NY	2/17/1998	Trade w/ CGY (6/18)
33	DARLING, Scott	G	6'5"	226	Left	Newport News, VA	12/22/1988	Trade w/ CHI (4/17)
34	MRAZEK, Petr	G	6'1"	190	Left	Ostrava, Czech Republic	2/14/1992	Free Agent (7/18)
35	NEDELJKOVIC, Alex	G	6'0"	189	Left	Parma, OH	1/7/1996	Draft '14 (2-37-2)
36	BROWN, Patrick	C	5'11"	214	Right	Bloomfield Hills, MI	5/29/1992	Free Agent (4/14)
37	SVECHNIKOV, Andrei	RW	6'2"	195	Left	Barnaul, Russia	3/26/2000	Draft '18 (1-2-1)
38	WESLEY, Josh	D	6'3"	208	Right	Hartford, CT	4/9/1996	Draft '14 (4-96-4)
39	MARTIN, Luke	D	6'2"	219	Right	St. Louis, MO	9/20/1998	Draft '17 (3-52-2)
40	KUCHARSKI, Jake	G	6'4"	215	Left	Erie, PA	9/25/1999	Draft '18 (6-197-7)
41	ZIMMER, Max	LW	6'0"	202	Left	Plymouth, MN	10/29/1997	Draft '16 (7-104-4)
42	McKEGG, Greg	C	6'0"	194	Left	St. Thomas, Ont.	6/17/1992	Trade w/ PIT (2/18)
43	LUOSTARINEN, Eetu	C	6'3"	184	Left	Siilinjarvi, Finland	9/2/1998	Draft '17 (2-42-2)
44	de HAAN, Calvin	D	6'1"	195	Left	Carp, Ont.	5/9/1991	Free Agent (7/18)
45	GEEKIE, Morgan	C	6'3"	192	Right	Strathclair, Man.	7/20/1998	Draft '17 (4-67-3)
46	CARRICK, Trevor	D	6'2"	196	Left	Stouffville, Ont.	7/4/1994	Draft '12 (5-115-4)
47	FILIPE, Matt	C	6'2"	198	Left	Lynnfield, MA	12/31/1997	Draft '16 (4-67-3)
48	MARTINOOK, Jordan	LW	6'0"	196	Left	Brandon, Man.	7/25/1992	Trade w/ARI (5/18)
49	RASK, Victor	C	6'2"	200	Left	Leksand, Sweden	3/1/1993	Draft '11 (2-42-2)
50	HELVIG, Jeremy	G	6'4"	188	Left	Markham, Ont.	5/25/1997	Draft '16 (8-134-5)
51	MATTHEOS, Stelio	RW	6'1"	196	Right	Winnipeg, Man.	6/14/1999	Draft '17 (6-73-3)
52	HENMAN, Luke	C	6'0"	152	Left	Dartmouth, N.S.	4/29/2000	Draft '18 (3-96-4)
54	KILLINEN, Lenni	RW	6'2"	180	Left	Espoo, Finland	6/15/2000	Draft '18 (4-104-4)
55	McKEOWN, Roland	D	6'1"	195	Right	Listowel, Ont.	1/20/1996	Trade w/ LA (2/15)
56	SELLGREN, Jesper	D	5'11"	169	Left	Ornskoldsvik, Sweden	6/11/1998	Draft '18 (5-166-6)
57	van RIEMSDYK, Trevor	D	6'2"	192	Right	Middletown, NJ	7/24/1991	Trade w/ VGK (6/17)
58	ROY, Nicolas	C	6'4"	205	Right	Amos, Que.	2/5/1997	Draft '15 (4-96-4)
59	KUOKKANEN, Janne	LW/C	6'1"	193	Left	Oulunsalo, Finland	5/25/1998	Draft '16 (3-43-2)
60	MAKINIEMI, Eetu	G	6'2"	184	Left	Vantaa, Finland	4/19/1999	Draft '17 (6-104-4)
61	PU, Cliff	RW	6'2"	187	Right	Richmond Hill, Ont.	6/3/1998	Trade w/ BUF (8/18)
62	DE JONG, Brendan	D	6'5"	199	Left	Victoria, B.C.	3/23/1998	Draft '17 (7-166-6)
64	BISHOP, Clark	C	6'1"	199	Left	St. John's, NF	3/29/1996	Draft '14 (6-127-5)
67	STEVENS, Luke	LW	6'5"	208	Left	Bellair, CA	2/11/1997	Draft '15 (5-126-5)
70	BOOTH, Callum	G	6'4"	184	Left	Montreal, Que.	5/21/1997	Draft '15 (3-93-4)
71	WALLMARK, Lucas	C	6'0"	178	Left	Umea, Sweden	9/5/1995	Draft '14 (5-97-4)
72	DRURY, Jack	C	5'11"	174	Left	New York, NY	2/3/2000	Draft '18 (2-42-2)
73	ZYKOV, Valentin	RW	6'0"	220	Right	St. Petersburg, Russia	5/15/1995	Trade w/ LA (2/16)
74	SLAVIN, Jaccob	D	6'3"	207	Left	Erie, CO	5/1/1994	Draft '12 (6-120-4)
75	SMALLMAN, Spencer	RW	6'1"	198	Right	Summerside, P.E.I.	9/9/1996	Draft '15 (6-138-5)
76	RENOUF, Daniel	D	6'3"	198	Left	Pickering, Ont.	6/1/1994	Free Agent (7/18)
77	RASANEN, Ville	D	6'2"	177	Left	Ylamylly, Finland	10/8/1998	Draft '17 (8-197-7)
78	LORENTZ, Steven	C/LW	6'4"	206	Left	Kitchener, Ont.	4/13/1996	Draft '15 (9-186-7)
79	FERLAND, Micheal	LW	6'1"	217	Left	Swan River, Man.	4/20/1992	Trade w/ CGY (6/18)
80	LAFONTAINE, Jack	G	6'2"	204	Left	Mississauga, Ont.	1/6/1998	Draft. '16 (6-75-3)
83	COTTON, David	C	6'2"	200	Left	Parker, TX	7/9/1997	Draft '15 (8-169-6)
86	TERAVAINEN, Teuvo	C	5'11"	191	Left	Helsinki, Finland	9/11/1994	Trade w/ CHI (6/16)
88	NECAS, Martin	C	6'2"	189	Right	Nove Mesto na Morave, Cze.	1/15/1999	Draft '17 (1-12-1)

BY NAME

NO.	PLAYER	POS.	HT.	WT.	S/C	BIRTHPLACE	BIRTHDATE	HOW ACQUIRED
20	AHO, Sebastian	RW	6'0"	176	Left	Rauma, Finland	7/26/1997	Draft '15 (2-35-2)
24	BEAN, Jake	D	6'1"	186	Left	Calgary, Alta.	6/9/1998	Draft '16 (1-13-1)
64	BISHOP, Clark	C	6'1"	199	Left	St. John's, NF	3/29/1996	Draft '14 (6-127-5)
70	BOOTH, Callum	G	6'4"	184	Left	Montreal, Que.	5/21/1997	Draft '15 (3-93-4)
36	BROWN, Patrick	C	5'11"	214	Right	Bloomfield Hills, MI	5/29/1992	Free Agent (4/14)
46	CARRICK, Trevor	D	6'2"	196	Left	Stouffville, Ont.	7/4/1994	Draft '12 (5-115-4)
83	COTTON, David	C	6'2"	200	Left	Parker, TX	7/9/1997	Draft '15 (8-169-6)
33	DARLING, Scott	G	6'5"	226	Left	Newport News, VA	12/22/1988	Trade w/ CHI (4/17)
44	de HAAN, Calvin	D	6'1"	195	Left	Carp, Ont.	5/9/1991	Free Agent (7/18)
62	DE JONG, Brendan	D	6'5"	199	Left	Victoria, B.C.	3/23/1998	Draft '17 (7-166-6)
7	Di GIUSEPPE, Phil	LW	6'0"	192	Left	Maple, Ont.	10/9/1993	Draft '12 (1-38-2)
72	DRURY, Jack	C	5'11"	174	Left	New York, NY	2/3/2000	Draft '18 (2-42-2)
27	FAULK, Justin	D	5'11"	217	Right	South St. Paul, MN	3/20/1992	Draft '10 (2-37-2)
79	FERLAND, Micheal	LW	6'1"	217	Left	Swan River, Man.	4/20/1992	Trade w/ CGY (6/18)
47	FILIPE, Matt	C	6'2"	198	Left	Lynnfield, MA	12/31/1997	Draft '16 (4-67-3)
4	FLEURY, Haydn	D	6'3"	208	Left	Carlyle, Sask.	7/8/1996	Draft '14 (1-7-1)
13	FOEGELE, Warren	LW	6'2"	198	Left	Markham, Ont.	4/1/1996	Draft '14 (3-67-3)
26	FORA, Michael	D	6'3"	216	Right	Bellinzona, Switzerland	10/31/1995	Free Agent (6/18)
32	FOX, Adam	D	5'10"	185	Right	Jericho, NY	2/17/1998	Trade w/ CGY (6/18)
21	GAUTHIER, Julien	RW	6'4"	227	Right	Pointe-aux-Trembles, Que.	10/15/1997	Draft '16 (2-21-1)
45	GEEKIE, Morgan	C	6'3"	192	Right	Strathclair, Man.	7/20/1998	Draft '17 (4-67-3)
19	HAMILTON, Dougie	D	6'6"	230	Right	Toronto, Ont.	6/17/1993	Trade w/ CGY (6/18)
50	HELVIG, Jeremy	G	6'4"	188	Left	Markham, Ont.	5/25/1997	Draft '16 (8-134-5)
52	HENMAN, Luke	C	6'0"	152	Left	Dartmouth, N.S.	4/29/2000	Draft '18 (3-96-4)
54	KILLINEN, Lenni	RW	6'2"	180	Left	Espoo, Finland	6/15/2000	Draft '18 (4-104-4)
40	KUCHARSKI, Jake	G	6'4"	215	Left	Erie, PA	9/25/1999	Draft '18 (6-197-7)
59	KUOKKANEN, Janne	LW/C	6'1"	193	Left	Oulunsalo, Finland	5/25/1998	Draft '16 (3-43-2)
80	LAFONTAINE, Jack	G	6'2"	204	Left	Mississauga, Ont.	1/6/1998	Draft. '16 (6-75-3)
78	LORENTZ, Steven	C/LW	6'4"	206	Left	Kitchener, Ont.	4/13/1996	Draft '15 (9-186-7)
43	LUOSTARINEN, Eetu	C	6'3"	184	Left	Siilinjarvi, Finland	9/2/1998	Draft '17 (2-42-2)
8	MAENALANEN, Saku	RW	6'4"	207	Left	Kemi, Finland	5/29/1994	Free Agent (5/18)
60	MAKINIEMI, Eetu	G	6'2"	184	Left	Vantaa, Finland	4/19/1999	Draft '17 (6-104-4)
39	MARTIN, Luke	D	6'2"	219	Right	St. Louis, MO	9/20/1998	Draft '17 (3-52-2)
48	MARTINOOK, Jordan	LW	6'0"	196	Left	Brandon, Man.	7/25/1992	Trade w/ARI (5/18)
51	MATTHEOS, Stelio	RW	6'1"	196	Right	Winnipeg, Man.	6/14/1999	Draft '17 (6-73-3)
23	McGINN, Brock	LW	6'0"	187	Left	Fergus, Ont.	2/2/1994	Draft. '12 (2-47-2)
42	McKEGG, Greg	C	6'0"	194	Left	St. Thomas, Ont.	6/17/1992	Trade w/ PIT (2/18)
55	McKEOWN, Roland	D	6'1"	195	Right	Listowel, Ont.	1/20/1996	Trade w/ LA (2/15)
34	MRAZEK, Petr	G	6'1"	190	Left	Ostrava, Czech Republic	2/14/1992	Free Agent (7/18)
88	NECAS, Martin	C	6'2"	189	Right	Nove Mesto na Morave, Cze.	1/15/1999	Draft '17 (1-12-1)
35	NEDELJKOVIC, Alex	G	6'0"	189	Left	Parma, OH	1/7/1996	Draft '14 (2-37-2)
22	PESCE, Brett	D	6'3"	206	Right	Tarrytown, NY	11/15/1994	Draft '13 (2-66-3)
29	POTURALSKI, Andrew	RW	5'11"	189	Right	Williamsville, NY	1/14/1994	Free Agent (3/16)
61	PU, Cliff	RW	6'2"	187	Right	Richmond Hill, Ont.	6/3/1998	Trade w/ BUF (8/18)
77	RASANEN, Ville	D	6'2"	177	Left	Ylamylly, Finland	10/8/1998	Draft '17 (8-197-7)
49	RASK, Victor	C	6'2"	200	Left	Leksand, Sweden	3/1/1993	Draft '11 (2-42-2)
76	RENOUF, Daniel	D	6'3"	198	Left	Pickering, Ont.	6/1/1994	Free Agent (7/18)
58	ROY, Nicolas	C	6'4"	205	Right	Amos, Que.	2/5/1997	Draft '15 (4-96-4)
15	SAARELA, Aleksi	C	5'10"	201	Left	Helsinki, Finland	1/7/1997	Trade w/ NYR (2/16)
56	SELLGREN, Jesper	D	5'11"	169	Left	Ornskoldsvik, Sweden	6/11/1998	Draft '18 (5-166-6)
74	SLAVIN, Jaccob	D	6'3"	207	Left	Erie, CO	5/1/1994	Draft '12 (6-120-4)
75	SMALLMAN, Spencer	RW	6'1"	198	Right	Summerside, P.E.I.	9/9/1996	Draft '15 (6-138-5)
11	STAAL, Jordan	C	6'4"	220	Left	Thunder Bay, Ont.	9/10/1988	Trade w/ PIT (6/12)
67	STEVENS, Luke	LW	6'5"	208	Left	Bellair, Calif.	2/11/1997	Draft '15 (5-126-5)
37	SVECHNIKOV, Andrei	RW	6'2"	195	Left	Barnaul, Russia	3/26/2000	Draft '18 (1-2-1)
86	TERAVAINEN, Teuvo	C	5'11"	191	Left	Helsinki, Finland	9/11/1994	Trade w/ CHI (6/16)
57	van RIEMSDYK, Trevor	D	6'2"	192	Right	Middletown, NJ	7/24/1991	Trade w/ VGK (6/17)
71	WALLMARK, Lucas	C	6'0"	178	Left	Umea, Sweden	9/5/1995	Draft '14 (5-97-4)
38	WESLEY, Josh	D	6'3"	208	Right	Hartford, CT	4/9/1996	Draft '14 (4-96-4)
14	WILLIAMS, Justin	RW	6'1"	184	Right	Cobourg, Ont.	10/4/1981	Free Agent (7/17)
41	ZIMMER, Max	LW	6'0"	202	Left	Plymouth, MN	10/29/1997	Draft '16 (7-104-4)
73	ZYKOV, Valentin	RW	6'0"	220	Right	St. Petersburg, Russia	5/15/1995	Trade w/ LA (2/16)



SEBASTIAN AHO 20

Right Wing • Shoots Left

6'0" • 176 lbs.

7/26/97 • Rauma, Finland

Acquired: 2015 NHL Draft

2017-18 Team: Carolina (NHL)

Drafted: Carolina 2015 (2-35-2)

CAREER STATS

			REGULAR SEASON					PLAYOFFS				
YEAR	**TEAM**	**LEAGUE**	**GP**	**G**	**A**	**P**	**PIM**	**GP**	**G**	**A**	**P**	**PIM**
2011-12	Karpat U18	Fin-U18	4	0	2	2	4	–	–	–	–	–
2012-13	Karpat U18	Fin-U18	38	28	32	60	32	–	–	–	–	–
	Karpat Jr.	Fin-Jr.	5	2	2	4	0	5	0	1	1	2
2013-14	Karpat U18	Fin-U18	2	3	3	6	0	–	–	–	–	–
	Karpat Jr.	Fin-Jr.	44	25	34	59	18	12	4	8	12	10
	Karpat	Finland	3	0	1	1	0	–	–	–	–	–
2014-15 (a)	Karpat Jr.	Fin-Jr.	10	1	9	10	4	5	1	4	5	2
	Assat	Finland	3	0	2	2	0	–	–	–	–	–
	Karpat	Finland	27	4	7	11	8	10	1	2	3	2
2015-16 (b)	Karpat	Finland	45	20	25	45	2	14	4	11	15	8
2016-17	**Carolina**	**NHL**	**82**	**24**	**25**	**49**	**26**	**–**	**–**	**–**	**–**	**–**
2017-18	**Carolina**	**NHL**	**78**	**29**	**36**	**65**	**24**	**–**	**–**	**–**	**–**	**–**
Hurricanes/NHL Totals (2 Seasons)			**160**	**53**	**61**	**114**	**50**	**–**	**–**	**–**	**–**	**–**

(a) June 27, 2015—Selected by the Carolina Hurricanes in the 2015 NHL Draft. Second Hurricanes pick, 35th overall, second round.
(b) June 13, 2016—Signed a three-year, entry-level contract with the Carolina Hurricanes.

HIGHLIGHTS

NHL FIRSTS:
Game: 10/13/16; 5-4 OTL at WPG
Point: 10/13/16; 5-4 OTL at WPG (assist)
Goal: 11/12/16; 5-1 W vs. WSH (Grubauer)

SHOOTOUTS:
10 attempts, 3 goals (30.0%)
1 game-deciding goal

NHL HIGHS:
Goals: 3 (1/31/17; 5-1 W vs. PHI)
Assists: 2-8x (Last: 3/22/18; 6-5 W vs. ARI)
Points: 4 (1/31/17; 5-1 W vs. PHI)
Penalty Min: 4 (3/19/17; 4-3 OTL at PHI)
Goal Streak: 5 games (11/13/17-11/22/17: 5g, 5a)
Assist Streak: 7 games (3/12/18-3/24/18: 2g, 8a)
Point Streak: 9 games (3/8/18-3/26/18: 4g, 8a)

PERSONAL

Sebastian has a girlfriend, Rosa, and spends his summers in Oulu, Finland… His nicknames are Seabass or Fishy… His father, Harri, played professionally in Finland and is now in management with Karpat of the Liiga… Sebastian started playing at the age of three and his first youth team was Oulu Karpat… His father was the biggest influence on his career… His favorite players growing up were Teemu Selanne and Patrick Kane, and he cheered for NHL teams with Finnish players… Sebastian was 13 when he attended the NHL Premiere in 2010 in Helsinki, featuring the Hurricanes against the Minnesota Wild… His favorite television show is How I Met Your Mother, favorite app is WhatsApp and favorite musical acts are JVG and Haloo Helsinki!… His first job was as a hockey player… He's on Twitter at @SebastianAho and Instagram at @ssebastianaho… His favorite vacation spot is Lapland in Finland, favorite things to do away from the rink are Playstation and golf, favorite restaurant is Mura and favorite food is seafood… His favorite sport to watch outside of hockey is soccer and favorite athlete is Usain Bolt… If he wasn't playing hockey, he would want to teach or coach in sports… His favorite holiday is Midsummer… His biggest talent outside of hockey is two-touch soccer… Sebastian wore No. 16 growing up, but switched to No. 20 because 16 was retired for the Finnish national team (Ville Peltonen)… His favorite NHL road city is Ft. Lauderdale and favorite road arena is United Center… His favorite former teammate is Lasse Kukkonen (Karpat)… His most memorable hockey moments were scoring the championship-winning goal in Liiga for Karpat, his first NHL goal and winning the gold medal with Finland at the World Junior Championship.







2017-18 SEASON

Completed his second NHL/Hurricanes season… Registered 65 points (29g, 36a) in 78 games… Selected by the Carolina chapter of the PHWA as the team's most valuable player… Led the team in points (65), goals (29) and power-play goals (8)… Set career highs in goals, assists (36), points and power-play goals… Has registered the second-most points (114) through a player's first two NHL seasons in Hurricanes history (Eric Staal: 131)… Is the first Hurricanes player since Jeff Skinner (2010-12) to score 20-or-more goals in each of his first two NHL seasons (2016-17: 24)… Earned a point in a career-long nine straight games (3/8-3/26: 4g, 8a) and recorded an assist in a career-long seven consecutive games (3/12-3/24: 2g, 8a)… Scored a goal in a career-high five straight games (11/13-11/22: 5g, 5a)… Paced the team in multi-point games (16) and ranked second in three-point games (4)… Scored four game-winning goals, matching his career high… Ranked second on the team in assists and third in power-play points (16)… Represented Finland at the 2018 IIHF World Championship following the season… Scored his first goal of the season vs. DAL (11/13)… Became the third-fastest Carolina player (since relocation) to record 100 career points (144 GP) vs. WPG (3/4)… Earned his fourth career three-point game (1g, 2a) vs. DAL (11/13)… Played his 100th NHL/Hurricanes game at BUF (11/18), becoming the seventh player from the 2015 NHL Draft class to reach the 100-game plateau… Tallied three points vs. NYI (11/19)… Scored the game-deciding goal in the shootout vs. NSH (11/26)… Earned his first multi-goal game (2g, 0a) of the season at SJ (12/7)… Registered a point in six straight games (12/23-1/4: 6g, 4a)… Scored the game-winning goal in two consecutive games (12/27-12/29)… Scored two goals, including the game-winning goal, vs. MTL (12/27)… Earned his sixth career three-point game (2g, 1a) at PIT (1/4)… Recorded his fourth three-point game (1g, 2a) of the season vs. LA (2/13)… Earned a career-high 22:49 of ice time at DET (2/24)… Games missed due to injury: 4… **Longest goal streak:** 5 games (11/13-11/22: 4g, 5a)… **Longest assist streak:** 7 games (3/12-3/24: 2g 8a)… **Longest point streak:** 9 games (3/8-3/26: 4g, 8a)… **Multi-goal games:** 3 (Last: 1/4 at PIT: 2g, 1a)… **Multi-assist games:** 6 (Last: 3/22 vs. ARI: 0g, 2a)… **Multi-point games:** 16 (Last: 3/22 vs. ARI: 0g 2a)

CAREER

Entering his third NHL season with the Hurricanes… Selected by Carolina in the second round, 35th overall, of the 2015 NHL Draft… Had 59 points (24g, 35a) in 78 career games in Finland's top league, Liiga… Has represented Finland in a number of international competitions including the 2014 U18 World Junior Championship, the 2015 5 Nations Tournament, the 2014 Ivan Hlinka Tournament, the 4 Nations Cup, the 2015 and 2016 World Junior Championships, the 2016, 2017 and 2018 IIHF World Championships and the 2016 World Cup of Hockey… **2012-13:** Was the fifth-leading scorer in Finland's under-18 league as a 15-year-old, totaling 60 points (28g, 32a) in 38 games for Karpat U18… Joined Karpat's U16 team for the 2013 playoffs, scoring six goals and adding 15 assists (21 points) in nine games to help Karpat win the league championship… **2013-14:** Made his Liiga debut, appearing in three games and earning one assist for Karpat… Also appeared in 44 games for Karpat's junior squad, ranking fourth in the league in scoring with 59 points (25g, 34a)… Totaled four goals and 12 assists (16 points) in 12 games during the 2014 playoffs with Karpat Jr… **2014-15:** Spent the majority of the season in Finland's top league, Liiga, totaling 13 points (4g, 9a) in 30 games as a 17-year-old with Karpat and Assat Pori… Scored the OT winner in Game 7 of Liiga's Kanada-malja final vs. Tappara to give Karpat its second consecutive league championship… **2015-16:** Led Karpat in scoring with 45 points (20g, 25a) in 45 games… Ranked tied for fourth in goals, ninth in points and tied for 11th in assists among all Liiga scorers, despite playing in just 45 of 60 games because of time spent with the Finnish national junior team… Was runner-up for SM-Liiga's MVP award… Ranked tied for third in Liiga playoff scoring with 15 points (4g, 11a) in 14 games… **2016-17:** Completed his first NHL/Hurricanes season… Ranked second on the team with 49 points (24g, 25a), first in power play points (17) and tied for first in game-winning goals (4)… Ranked fifth among all league rookies in points (49), third in goals (24), fourth in power play goals (6), and tied for fifth in game-winning goals (4)… Was the third player in team history to play in every game of his rookie season (Tippett, 1984-85, Skinner, 2010-11)… Represented Finland at the 2017 IIHF World Championship following the season, ranking tied for eighth in the tournament in scoring with 11 points (2g, 9a) in 10 games… Made his Hurricanes/NHL debut at WPG (10/13)… Registered his first NHL assist/point at WPG (10/13)… Earned an assist in each of his first two NHL games… Had his first NHL multi-point game at PHI (10/22) with two assists… Had five assists/points in his first six games played (10/13-10/25; 0g, 5a)… Scored the first two goals of his NHL career and added an assist vs. WSH (11/12)… Earned his first NHL hat trick and first career four-point game with three goals and an assist vs. PHI (1/31), making him the youngest player in franchise history to record a hat trick… Was named the NHL's First Star of the Week on Feb. 6 after scoring four goals, notching an assist (5 points) and earning a (+3) plus/minus rating in Carolina's three wins (1/31-2/4)… Scored two power-play goals and added an assist vs. NYR (3/9)… With his 19th and 20th goals of the season vs. NYR (3/9), Aho tied Shane Willis for the second most goals by a Carolina rookie… Scored his 21st goal of the season and first career shorthanded goal at FLA (3/21) to take sole possession of second place for most goals scored by a Carolina rookie since relocation… Had assists and points in a then career-high six straight games from 3/16-3/25 (3g, 5a).



SCOTT DARLING 33

Goaltender • Catches Left

6'5" • 226 lbs.

12/22/88 • Newport News, VA

Acquired: 4/29/17, Trade with CHI

2017-18 Team: Carolina (NHL)

Drafted: Arizona 2007 (7-153-6)

CAREER STATS

			REGULAR SEASON						PLAYOFFS					
YEAR	**TEAM**	**LEAGUE**	**GP**	**MIN**	**GA**	**SO**	**GAA**	**W-L-OT**	**GP**	**MIN**	**GA**	**SO**	**GAA**	**W-L**
2007-08 (a)	Indiana	USHL	42	2391	121	1	3.04	27-10-2	3	179	11	0	3.69	1-2
2008-09	Univ. of Maine	HE	27	1566	72	3	2.76	10-14-3	–	–	–	–	–	–
2009-10	Univ. of Maine	HE	27	1511	78	0	3.10	15-6-3	–	–	–	–	–	–
2010-11	Louisiana	SPHL	30	1598	102	0	3.83	6-22-0	–	–	–	–	–	–
2011-12	Florida	ECHL	1	58	5	0	5.14	0-1-0	–	–	–	–	–	–
2012-13 (b)	Hamilton	AHL	1	25	0	0	0.00	0-0-0	–	–	–	–	–	–
	Wheeling	ECHL	32	1819	85	2	2.80	13-12-4	–	–	–	–	–	–
2013-14	Milwaukee	AHL	26	1347	45	6	2.00	13-6-2	–	–	–	–	–	–
	Cincinnati	ECHL	6	368	16	0	2.61	4-1-1	–	–	–	–	–	–
2014-15 (c)	**Chicago**	**NHL**	**14**	**833**	**27**	**1**	**1.94**	**9-4-0**	**5**	**298**	**11**	**0**	**2.21**	**3-1**
	Rockford	AHL	26	1419	52	2	2.20	14-8-2	–	–	–	–	–	–
2015-16	**Chicago**	**NHL**	**29**	**1560**	**67**	**1**	**2.58**	**12-8-4**	**–**	**–**	**–**	**–**	**–**	**–**
2016-17 (d)	**Chicago**	**NHL**	**32**	**877**	**67**	**2**	**2.38**	**18-5-5**	**–**	**–**	**–**	**–**	**–**	**–**
2017-18	**Carolina**	**NHL**	**43**	**2475**	**131**	**0**	**3.18**	**13-21-7**	**–**	**–**	**–**	**–**	**–**	**–**
Hurricanes Totals (1 Season)			**43**	**2475**	**131**	**0**	**3.18**	**13-21-7**	**–**	**–**	**–**	**–**	**–**	**–**
NHL Totals (4 Seasons)			**118**	**6557**	**292**	**4**	**2.67**	**52-38-16**	**5**	**298**	**11**	**0**	**2.21**	**3-1**

(a) June 23, 2007—Selected by the Arizona Coyotes in the 2007 NHL Entry Draft. Seventh Coyotes pick, 153rd overall, sixth round.
(b) Sept. 26, 2012—Signed by the Hamilton Bulldogs (AHL) as a free agent.
(c) July 1, 2014—Signed by the Chicago Blackhawks as a free agent.
(d) April 29, 2017—Acquired by the Carolina Hurricanes from Chicago in exchange for a third-round pick in the 2017 NHL Draft (Evan Barratt).

HIGHLIGHTS

NHL FIRSTS:

Game: 10/26/14; 2-1 CHI W vs. OTT
Win: 10/26/14; 2-1 CHI W vs. OTT
Shutout: 3/18/15, 1-0 CHI W at NYR

NHL SHOOTOUTS AND PENALTY SHOTS:

Shootout Stats: 10-8 (14 goals on 56 attempts)
Career Penalty Shots: 2 (0 goals on 2 attempts)

NHL HIGHS:

Saves: 47 (4/4/17; 4-3 CHI OTL at COL)
Shots Faced: 51 (4/4/17; 4-3 CHI OTL at COL)
Win Streak: 6 (2/11/17-3/19/17)
Streak w/out Regulation Loss: 9 (2/11/17-4/4/17: 6-0-3)
Shutout sequence: 125:40 (12/4/16-12/9/16)

PERSONAL

Scott and his girlfriend, Jackie, spent the offseason in Raleigh… His nickname is "Darls"… He began playing hockey at the age of three and his first youth team was the Tacoma (WA) Junior Rockets… He says his dad had the biggest influence on his career… His favorite team growing up was Chicago and his favorite player was Ed Belfour… The best advice he received was to "saw the wood in front of you"… Scott's favorite television show is The Office, favorite movie is Good Will Hunting, favorite actor is Ryan Gosling and favorite restaurant is Chicago Cut… His favorite musical artist is the Raleigh-based band Alesana… He enjoys the Harry Potter books and his biggest game-day habit is his pre-game nap… His favorite holiday is Christmas… Scott's favorite app is Instagram, where his handle is @sdarling _ 33… His Twitter handle is also @SDarling _ 33… Scott's favorite vacation spot is Queenstown, New Zealand, and his favorite thing to do away from the rink is watch movies… His favorite sport outside of hockey is baseball and he played in the USSSA World Series twice… His first job was handing out rafts at a water park… If he wasn't playing hockey, he would be working at a zoo… The person past or present he would most like to meet is Robin Williams… His favorite road city is Nashville, favorite team to play against is Nashville and favorite road arena is Rogers Place in Edmonton… His favorite former teammate is Filip Forsberg… Scott wears number 33 because of Patrick Roy.





2017-18 SEASON

Completed his fourth NHL season and first with the Hurricanes… Posted a 13-21-7 record with a 3.18 goals-against average and a .888 save percentage… Made 30-or-more saves in 10 games… Represented the United States in the 2018 IIHF World Championship following the season… Made 23 saves to earn the win in his Hurricanes debut vs. MIN (10/7)… Made 31 saves in win at TOR (10/26)… Earned a point in six straight games (10/26-11/13: 3-0-3)… Stopped 30 of 31 shots in win vs. FLA (11/7)… Made 32 saves in win vs. NSH (11/26)… Stopped 35 of 36 shots in win vs. CBJ (12/16)… Played in his 100th NHL game (12/30) at STL… Made a season-high 41 saves at NJ (3/27)… **Saves:** 1040… **Shots faced:** 1171… **Starts streak:** 4-2x (Last: 11/11-11/18)… **Streak w/out Regulation loss:** 6 (10/26-11/13: 3-0-3).

CAREER

Is in his fifth NHL season and second with Carolina… Signed a four-year contract with the Hurricanes on 5/5/17, which goes through the 2020-21 season… Was acquired by Carolina from the Chicago Blackhawks on 4/29/17 in exchange for a third-round selection in the 2017 NHL Draft (Evan Barratt)… Was originally selected by the Arizona Coyotes in the sixth round, 153rd overall, of the 2007 NHL Entry Draft… Was a member of Chicago's 2015 Stanley Cup championship team, going 3-1 with a 2.21 goals-against average and .936 save percentage during the Blackhawks' run… Was the first former Southern Professional Hockey League (SPHL) player to appear in a National Hockey League game… The only other SPHL alumnus to appear in the NHL is Hurricanes equipment manager Jorge Alves… **2006-07:** Went 9-9-3 with a 3.38 goals-against average and .924 save percentage in 22 games for the Capital District Selects of the Eastern Junior Hockey League (EJHL)… **2007-08:** Spent the season with the Indiana Ice of the United States Hockey League (USHL), going 27-10-2 with a 3.04 goals-against average and .908 save percentage… **2008-09:** Was 10-14-3 with a 2.76 goals-against average and three shutouts in his first collegiate season at the University of Maine… **2009-10:** Was 15-6-3 with a 3.10 goals-against average during his sophomore season at Maine… **2010-11:** Began his professional career with the Louisiana IceGators of the SPHL, going 6-22-0 with a 3.82 goals-against average… **2011-12:** Saw game action with Mississippi (SPHL), Florida (ECHL) and Wichita (Central Hockey League)… Was 15-17-1 with a 2.92 goals-against average and .905 save percentage in 35 games for the RiverKings (SPHL)… **2012-13:** Made his American Hockey League debut, stopping eight shots in 25 minutes for the Hamilton Bulldogs… Spent the majority of the season with the ECHL's Wheeling Nailers, going 13-12-4 with a 2.80 goals-against average and .907 save percentage… **2013-14:** Split the season between Milwaukee (AHL) and Cincinnati (ECHL), posting a career-high in AHL games played (26)… Was 13-6-2 with a 2.00 goals-against average and .933 save percentage for the Admirals… Posted an AHL career high six shutouts, which ranked second in the league for the season… Appeared in six games on the ECHL level with Cincinnati, going 4-1-1 with a 2.61 goals-against average and .916 save percentage… **2014-15:** Appeared in his first NHL season with the Blackhawks, going 9-4-0 with a 1.94 goals-against average and .936 save percentage in 14 regular-season games… Also appeared in 26 games with Rockford (AHL), earning a record of 14-8-2 with a 2.20 goals-against average, .927 save percentage and two shutouts… Helped Chicago establish a franchise best in save percentage (.925)… Ranked second among NHL netminders with at least 14 appearances in save percentage and third in goals-against average… Allowed one or fewer goals in six of his 14 NHL appearances… Made his NHL debut and earned his first victory with a 2-1 vs. OTT (10/26)… Recorded four consecutive wins – all on the road – from 10/30 at OTT through 12/11 at BOS… Stopped 25 shots to earn his first NHL shutout at NYR (3/18)… Appeared in five playoff games, going 3-1 and registering a .936 save percentage in the postseason as Chicago won the Stanley Cup championship… Stopped all 42 shots he faced over 67:44 of action, setting an NHL playoff record for longest scoreless relief outing, to earn the win in his playoff debut at NSH (4/15)… Made 35 saves on 37 shots in his first Stanley Cup playoff start vs. NSH (4/19)… **2015-16:** Completed his first full NHL season, going 12-8-4 with a 2.58 goals-against average and .915 save percentage in 29 games for Chicago… Made 28 saves to win his season debut vs. NYI (10/10)… Made 11 consecutive starts from 3/16-4/7, going 6-3-2 over that span… Stopped all 28 shots at WPG (3/18) for his second career shutout… Stopped 42 of 46 shots vs. BOS (4/3). **2016-17:** Completed his third NHL season with the Blackhawks, going 18-5-5, with a 2.38 goals-against average and a .924 save percentage in 32 games played… Recorded a decision in each of his career-high 27 starts (18-5-4)… Ranked fourth among NHL goaltenders with a .924 save percentage (min. 25 starts)… Made 30-or-more saves 14 times… Stopped 33 shots to win his season debut vs. NSH (10/15)… Was 4-0-1 in his first five starts of the season (10/15-11/26)… Made 22 saves to earn his first shutout of the season vs. ARI (12/6)… Established a career high with a shutout streak of 125:40 from 12/4-12/9… Made 30 saves for his second shutout of the season at BOS (1/20)… Won six consecutive starts from 2/11-3/20, registering a 1.51 goals-against average and .951 save percentage during that span… Stopped a career-high 47 shots in a 4-3 overtime loss at COL (4/4).



CALVIN de HAAN 44

Defenseman • Shoots Left

6'1" • 195 lbs.

5/9/91 • Carp, Ontario

Acquired: 7/3/18, Signed as a free agent

2017-18 Teams: NY Islanders (NHL)

Drafted: NY Islanders 2009 (1-12-1)

CAREER STATS

			REGULAR SEASON					PLAYOFFS				
YEAR	**TEAM**	**LEAGUE**	**GP**	**G**	**A**	**P**	**PIM**	**GP**	**G**	**A**	**P**	**PIM**
2007-08	Kemptville	CCHL	58	3	39	42	14	–	–	–	–	–
2008-09 (a)	Oshawa	OHL	68	8	55	63	40	–	–	–	–	–
2009-10	Oshawa	OHL	34	5	19	24	14	–	–	–	–	–
2010-11	Oshawa	OHL	55	6	42	48	48	10	1	11	12	6
2011-12	**NY Islanders**	**NHL**	**1**	**0**	**0**	**0**	**0**	**–**	**–**	**–**	**–**	**–**
	Bridgeport	AHL	56	2	14	16	24	3	0	2	2	2
2012-13	Bridgeport	AHL	3	0	2	2	4	–	–	–	–	–
2013-14	**NY Islanders**	**NHL**	**51**	**3**	**13**	**26**	**30**	**–**	**–**	**–**	**–**	**–**
	Bridgeport	AHL	17	1	2	3	8	–	–	–	–	–
2014-15	**NY Islanders**	**NHL**	**65**	**1**	**11**	**12**	**24**	**5**	**0**	**1**	**1**	**2**
2015-16	**NY Islanders**	**NHL**	**72**	**2**	**14**	**16**	**20**	**11**	**0**	**2**	**2**	**2**
2016-17	**NY Islanders**	**NHL**	**82**	**5**	**20**	**25**	**36**	**–**	**–**	**–**	**–**	**–**
2017-18 (b)	**NY Islanders**	**NHL**	**33**	**1**	**11**	**12**	**8**	**–**	**–**	**–**	**–**	**–**
NHL Totals (6 seasons)			**304**	**12**	**69**	**81**	**118**	**16**	**0**	**3**	**3**	**4**

(a) June 26, 2009—Selected by the New York Islanders in the 2009 NHL Draft. Second Islanders pick, 12th overall, first round.
(b) July 3, 2018—Signed by the Carolina Hurricanes as a free agent to a four-year contract.

HIGHLIGHTS

NHL FIRSTS:
Game: 12/15/11; 3-2 L vs. DAL
Point: 1/6/14; 7-3 W vs. DAL (assist)
Goal: 1/7/14; 5-3 W at TOR (Bernier)

SHOOTOUTS:
0 attempts, 0 goals
0 game-deciding goals

NHL HIGHS:
Goals: 1-12x (last: 11/28/17; 5-2 W vs. VAN)
Assists: 2-4x (last: 3/30/17; 6-3 L at PHI)
Points: 2-4x (last: 3/30/17; 6-3 L at PHI)
Penalty Min: 10 (11/1/16; 6-1 L vs. TB)
Goal Streak: None
Assist Streak: 3-4x (last: 10/19/17-10/24/17; 0g, 3a)
Point Streak: 5 (1/6/14-1/14/14; 1g, 6a)

PERSONAL

Calvin and his girlfriend, Brittany, spend their summers in Carp, Ont., where he is a co-owner of Ridge Rock Brewing Company… He started playing hockey at age 4 for the West Carleton Warriors, and the biggest influences on his career have been his parents… Calvin's favorite team growing up was the Ottawa Senators and his favorite player was Scott Niedermeyer… His first job was as a bus boy… His favorite show is Trailer Park Boys, favorite movie is Anchorman, favorite artist is the Tragically Hip and his favorite video games are Call of Duty and FIFA… Calvin's favorite food is pizza, and his favorite restaurant is Brewery Bhavana… His favorite sport other than hockey is golf, and if he wasn't a hockey player he would be a brewmaster… His favorite holiday is Christmas and his favorite vacation spot is the Caribbean… Calvin's favorite road city is Ottawa, and his favorite road arena is Madison Square Garden… His most memorable hockey moment was scoring his first NHL goal on Jan. 7, 2014… Calvin's username is @cal _ dehaan on Twitter and @calvin _ dehaan on Instagram.





2017-18 SEASON

Completed his sixth NHL season with the Islanders… Played 33 games, registering 12 points (1g, 11a)… Sustained a shoulder injury in December that caused him to miss the remainder of the season… Recorded assists in back-to-back games at ANA (10/11) and at SJ (10/14)… Posted a three-game assist streak from 10/19-10/24 (3a)… Blocked a season-high six shots vs. SJ (10/21)… Logged a season-high 21:51 of ice time at STL (11/11)… Scored a goal vs. VAN (11/28)… **Longest assist streak:** 3 games (10/19-10/24; 0g, 3a)… **Longest point streak**: 3 games (10/19-10/24; 0g, 3a).

CAREER

Is entering his seventh NHL season and first with the Hurricanes… Signed by Carolina as a free agent on July 3, 2018 to a four-year contract that runs through the 2021-22 season… Won back-to-back silver medals with Canada at the 2010 and 2011 IIHF World Junior Championships, serving as an alternate captain in 2011… Also represented Canada at the 2017 IIHF World Championship, winning a silver medal… **2007-08**: Skated in 58 games with Kemptville of the Central Canada Hockey League (CCHL), posting 42 points (3g, 39a)… Named CCHL Rookie of the Year… Set the team single-season record for assists by a defenseman (39)… **2008-09**: Played 68 games with Oshawa (OHL), leading the team's defensemen and finishing second in the OHL among rookie defensemen with 63 points (8g, 55a)… Selected to the 2009 OHL All-Star Classic and the Canadian Hockey League Top Prospects Game… Named Oshawa's Rookie of the Year and Top Defenseman… Posted three assists in his OHL debut at Sudbury (9/19)… Registered a six-game point streak from 10/13-11/1 (2g, 5a)… Notched another three-assist game at Kitchener (11/7)… Recorded a six-game assist/point streak from 11/27-12/7 (1g, 9a)… Had three assists at Kingston (2/6)… Closed out the season with a six-game point streak from 3/5-3/15 (1g, 7a)… Drafted 12th overall by the New York Islanders in the first round of the NHL Draft… **2009-10**: Was limited to 34 games due to injury with Oshawa, posting 24 points (5g, 19a)… Named an alternate captain for the Generals… Won a silver medal with Canada at the IIHF World Junior Championship… Posted back-to-back multi-point games (1g, 1a each) vs. Kingston (10/12) and at Sudbury (10/16)… Registered a four-game point streak from 12/3-12/10 (3g, 2a)… **2010-11**: Skated in 55 games as captain with Oshawa… Led all team defensemen in goals (6), assists (42) and points (48) and tied for second on the team in assists… Led the Generals in power-play assists (29)… Opened the season with two assists at Kingston (10/8)… Posted a four-game point streak from 11/2-11/10 (1g, 5a), including a three-assist game at Belleville (11/10)… Recorded a six-game point streak from 2/16-2/27 (1g, 6a)… Registered a four-game point streak from 3/9-3/18, including a five-point game (2g, 3a) at Kingston (3/11)… Appeared in 10 playoff games with 12 points (1g, 11a)… Led the Generals in playoff assists (11)… Posted three assists vs. Niagara (4/9)… **2011-12**: Scored 16 points (2g, 14a) in 56 games during his first pro season with Bridgeport (AHL)… Made his professional debut vs. Portland (10/8)… Recorded his first AHL assist at Albany (10/9)… Notched his first two-point game (2a) at St. John's (10/21)… Recorded his first AHL goal at Springfield (11/12)… Recalled from Bridgeport on an emergency basis (12/15), marking his first NHL call-up… Made his NHL debut vs. DAL (12/15) and was returned to Bridgeport (12/16)… Named to the 2012 AHL All-Star Classic Eastern Conference team, but was unable to participate due to injury… Added two assists in three Calder Cup playoff games, tying for second on the team in points… Earned two assists in Bridgeport's 4-3 overtime loss at Connecticut in Game 3 of their first round Calder Cup playoff series… **2012-13**: Recorded two assists in three games during his second season with Bridgeport before a suffering a shoulder injury at Wilkes-Barre/Scranton (10/20) that required season-ending surgery… Posted assists in back-to-back games on 10/13 and 10/20, including an assist on the game-winning goal vs. Providence (10/13)… **2013-14**: Scored 16 points (3g, 13a) in 51 games as a rookie with the Islanders… Finished fourth on the team in average time on ice (21:01)… Started the season in Bridgeport, scoring three points (1g, 2a) in 17 games… Recalled from Bridgeport (11/28)… Made his season debut vs. WSH (11/30)… Scored his first career NHL points (2a) vs. DAL (1/6)… Scored his first career NHL goal at TOR (1/7)… Had a five-game point streak from 1/6-1/14 (1g, 6a)… Logged a career-high 30:28 of ice time at TB (3/27)… Missed the final five games of the season with a lower-body injury… **2014-15**: Scored 12 points (1g, 11a) in 65 games with the Islanders… New York went 11-1-0 when he earned a point… Missed nine games due to injuries… Suffered an upper-body injury in the preseason (9/23) and missed three games, making his season debut vs. SJ (10/16)… Logged a season-high 23:27 of ice time at WSH (11/24)… Scored his first career shorthanded goal vs. WSH (12/29)… Tallied a three-game point streak from 12/29-1/2 (1g, 2a)… Played his 100th NHL game and suffered an upper-body injury at BOS (2/7)… Skated in five playoff games with one assist… **2015-16**: Scored 16 points (2g, 14a) in 72 games with the Islanders… Ranked fourth on the team in average time on ice (20:37)… Led the team in blocked shots (198)… Missed five games with a lower-body injury from 2/21-3/1 and four games with a lower-body injury from 3/6-3/12… Recorded a team season-high nine blocked shots and logged a season-high 28:33 of ice time vs. CBJ (3/31)… Had a two-assist game vs. PHI (4/10)… **2016-17**: Established career highs in goals (5), assists (20) and points (25) in 82 games with the Islanders… Ranked second among team defensemen in assists and points… Was one of three Islanders to play in all 82 games… Was the first Islanders defenseman since Thomas Hickey (2013-14) to play all 82 games… Ranked fourth in the NHL in blocked shots (190)… Notched his first career NHL fight against Ryan Callahan vs. TB (11/1)… Played in his 200th NHL game vs. PHI (11/3)… Registered a three-game assist streak from 11/1-11/5 (3a)… Recorded another three-game assist streak from 1/24-1/31 (3a)… Posted two assists and logged a season-high 26:05 of ice time at PHI (3/30).



PHIL Di GIUSEPPE 7

Left Wing • Shoots Left

6'0" • 192 lbs.

10/9/93 • Maple, Ontario

Acquired: 2012 NHL Draft

2016-17 Teams: Carolina (NHL), Charlotte (AHL)

Drafted: Carolina 2012 (1-38-2)

CAREER STATS

			REGULAR SEASON					PLAYOFFS				
YEAR	**TEAM**	**LEAGUE**	**GP**	**G**	**A**	**P**	**PIM**	**GP**	**G**	**A**	**P**	**PIM**
2008-09	Vaughan	GTHL	41	16	17	33	19	–	–	–	–	–
2009-10	Villanova	OJHL	56	16	31	47	44	6	1	3	4	0
2010-11	Villanova	OJHL	49	24	39	63	25	10	6	10	16	6
2011-12 (a)	Michigan	CCHA	40	11	15	26	18	–	–	–	–	–
2012-13	Michigan	CCHA	40	9	19	28	32	–	–	–	–	–
2013-14 (b)	Michigan	Big 10	35	13	11	24	29	–	–	–	–	–
	Charlotte	AHL	3	0	1	1	6	–	–	–	–	–
2014-15	Charlotte	AHL	76	11	19	30	20	–	–	–	–	–
2015-16	**Carolina**	**NHL**	**41**	**7**	**10**	**17**	**18**	**–**	**–**	**–**	**–**	**–**
	Charlotte	AHL	25	8	10	18	12	–	–	–	–	–
2016-17	**Carolina**	**NHL**	**36**	**1**	**6**	**7**	**15**	**–**	**–**	**–**	**–**	**–**
	Charlotte	AHL	40	12	16	28	22	5	1	0	1	4
2017-18	**Carolina**	**NHL**	**49**	**5**	**8**	**13**	**17**	**–**	**–**	**–**	**–**	**–**
	Charlotte	AHL	14	4	8	12	8	**–**	**–**	**–**	**–**	**–**
Hurricanes/NHL Totals (3 Seasons)			**126**	**13**	**24**	**37**	**50**	**–**	**–**	**–**	**–**	**–**

(a) June 23, 2012—Selected by the Carolina Hurricanes in the 2012 NHL Draft. First Hurricanes pick, 38th overall, second round.
(b) March 26, 2014—Signed a three-year, entry-level contract with the Carolina Hurricanes.

HIGHLIGHTS

NHL FIRSTS:
Game: 12/5/15; 3-2 W vs. MTL
Point: 12/8/15; 6-5 L at DAL (goal)
Goal: 12/8/15; 6-5 L at DAL (Lehtonen)

SHOOTOUTS:
2 attempts, 1 goal (50.0%)
1 game-deciding goal

NHL HIGHS:
Goals: 1-13x (Last: 3/27/18; 3-4 L vs. NJ)
Assists: 2-6x (Last: 3/22/18; 6-5 W vs. ARI: 1g, 2a)
Points: 3 (3/22/18; 6-5 W vs. ARI: 1g, 2a)
Penalty Min: 7 (11/1/16; 1-2 OT L vs. OTT)
Goal Streak: 2 games-2x (Last: 3/22/18-3/24/18: 2g, 3a)
Assist Streak: 2 games-3x (Last: 3/22/18-3/24/18: 2g, 3a)
Point Streak: 4 games-2x (Last: 3/5/16-3/12/16: 2g, 3a)

PERSONAL

Phil is single and spends his summers in Toronto… He started playing hockey at the age of four and his first youth team was the Vaughan Rangers… He says his parents were the biggest influence on his career and that the best advice he's been given is "success is when preparation meets opportunity"… His favorite player growing up was Pavel Bure… Phil's favorite television show is Ray Donovan, favorite movie is Law Abiding Citizen and favorite actor is Al Pacino… His first job was as a hockey player… His biggest game-day habit is drinking coffee… Phil's favorite vacation spot is the Bahamas, favorite restaurant is Capital Grille, favorite food is lamb chops and favorite video games are Call of Duty and EA Sports NHL… He enjoys watching football and his all-time favorite non-hockey athlete is Jerry Rice… When he isn't playing hockey, Phil enjoys golf… His favorite holiday is Christmas… He enjoys playing in the NHL because he gets to play with and against the best players in the world… His most-memorable hockey moment was scoring the game-winner in overtime in Boston on 3/10/16… His favorite road city is Glendale, AZ, and favorite team to play against is Toronto.





2017-18 SEASON

Completed his third NHL season with Carolina… Earned 13 points (5g, 8a) in a career-high 49 games… Ranked sixth on the team in hits (88)… Started the season in Charlotte (AHL), earning 12 points (4g, 8a) in 14 games… Recalled from Charlotte (11/12)… Made his NHL season debut at NYI (11/16)… Tallied his first point of the season with an assist vs. NYI (11/19)… Recorded a season-high 16:37 of ice time vs. NYR (11/22)… Scored his third career game-winning goal. vs. VAN (2/9)… Played in his 100th NHL/Hurricanes game vs. COL (2/10)… Earned a career-high three points (1g, 2a) vs. ARI (3/22)… Earned two points (1g, 1a) at OTT (3/24)… Tallied two assists vs. TB (4/7)… Was a healthy extra in 17 games… **Longest goal streak:** 2 games (3/22-3/24: 2g, 3a)… **Longest assist streak:** 2 games (3/22-3/24: 2g, 3a)… **Longest point streak:** 2 games (3/22-3/24: 2g, 3a; 3/27-3/30: 1g, 1a)… **Multi-assist games:** 2 (Last: 4/7 vs. TB: 2a)… **Multi-point games:** 3 (Last: 4/7 vs. TB: 2a).

CAREER

Entering his fourth NHL season with the Hurricanes… Was Carolina's first pick, in the second round, 38th overall, in the 2012 NHL Draft… Had 78 points (33g, 45a) and 79 penalty minutes in 115 career college games with Michigan (CCHA) before signing with Carolina on 3/26/14… Represented Canada in the 2012 Canada-Russia Challenge… **2009-10:** Earned 47 points (16g, 31a) in 56 regular-season games and four points (1g, 3a) in six playoff games for the Villanova Knights of the Ontario Junior Hockey League (OJHL)… **2010-11:** Had 63 points (24g, 39a) in 49 regular-season games and 16 points (6g, 10a) in 10 playoff games during his second season with Villanova… **2011-12:** Scored 11 goals and added 15 assists (26 points) during his freshman season at the University of Michigan… Ranked second among Michigan rookies in goals, assists and points… Was a CCHA All-Rookie Team Honorable Mention selection… Registered seven multi-point games for the Wolverines… Made his Michigan debut vs. Niagara (10/4)… Earned his first point with an assist vs. Bentley (10/7)… Netted the first two goals of his career, including the game-winner, vs. Bentley (10/8)… Had his second consecutive multi-point game with a goal and an assist vs. St. Lawrence (10/13)… Matched his season high with a pair of goals vs. Ferris State (10/27)… Earned a career-high two assists vs. Ferris State (10/28)… Named CCHA Rookie of the Month for October and Rookie of the Week for the week ending 10/31… **2012-13:** Totaled 28 points (9g, 19a) in 40 games during his sophomore season at Michigan… Registered consecutive multi-point efforts vs. RIT (10/12: 1g, 1a) and vs. Bentley (10/19: 0g, 2a)… Had a goal and an assist vs. Michigan State (12/30)… Set a career high with three assists vs. Michigan State (2/1)… Earned three points (1g, 2a) during Michigan's two-game sweep at Ohio State (2/22-2/23)… **2013-14:** Ranked 22nd in the Big Ten in scoring with 24 points (13g, 11a) in 35 games during his final collegiate season with Michigan… Netted game-winning goals for the Wolverines vs. Michigan State (1/23), vs. Penn State (2/22) and at Ohio State (3/2)… Scored a goal to force overtime in Michigan's Big Ten Tournament opener against Penn State before the Wolverines fell to the Nittany Lions in double overtime to end their season… Made his professional debut with Charlotte (AHL) at Oklahoma City (4/6)… Tallied his first professional point with an assist on Brody Sutter's goal at Rockford (4/19)… **2014-15:** Completed his first full professional season, ranking tied for fourth among Charlotte (AHL) skaters with 30 points (11g, 19a) in 76 games… Was third on the team with 19 assists… Ranked second among Checkers rookies in goals, assists and points… Led the team and ranked fourth among AHL rookies with 174 shots on goal… Ranked second among Checkers rookies in power-play points (8)… Was one of just two Checkers and 24 AHL players to play in all 76 games… Scored the Checkers' first goal of the season and his first as a professional in the season opener at Milwaukee (10/10)… Opened the scoring and added an assist for his first multi-point game as a pro at Iowa (10/24)… Had an assist and scored his first career game-winner vs. Milwaukee (11/29)… Had his first multi-assist game of the season with a pair of helpers vs. Norfolk (3/8)… Recorded four points (1g, 3a), tying the Checkers' season high, in the season finale at Grand Rapids (4/18)… **2015-16:** Completed his rookie season with the Hurricanes, totaling 17 points (7g, 10a) in 41 games played… Ranked third on the team in hits (113)… Also appeared in 25 games on the American Hockey League (AHL) level with Charlotte, notching 18 points (8g, 10a)… Made his NHL/Hurricanes debut vs. MTL (12/5)… Tallied his first NHL/Hurricanes goal at DAL (12/8)… Earned his first NHL assist and was (+2) at ANA (12/11)… Netted the game-winning goal in overtime at BOS (3/10)… Missed final eight games of the season due to a concussion sustained at CBJ (3/24)… Games missed due to injury: 14 (concussion: 1/4-1/14, 3/26-4/9). **2016-17:** Split his second NHL season between Carolina and the Charlotte Checkers (AHL)… Registered seven points (1g, 6a) in 36 games at the NHL level… Posted 28 points (12g, 16a) in 40 AHL regular-season games with the Checkers… Made his season debut at EDM (10/18)… Scored the game-winning goal in overtime vs. TB (12/4) for his first NHL point of the season… Had assists and points in two straight games (12/21-12/24)… Earned his only multi-point game of the season with two assists and was (+2) vs. OTT (2/24)… Missed six NHL games due to an upper-body injury (3/7/17-3/16/17)… Scored one goal in five AHL playoff games as the Checkers were eliminated in the opening round by the Chicago Wolves.



JUSTIN FAULK 27

Defenseman • Shoots Right
5'11" • 217 lbs.
3/20/92 • South St. Paul, MN

Acquired: 2010 NHL Entry Draft
2016-17 Team: Carolina (NHL)
Drafted: Carolina 2010 (2-37-2)

CAREER STATS

			REGULAR SEASON					PLAYOFFS				
YEAR	**TEAM**	**LEAGUE**	**GP**	**G**	**A**	**P**	**PIM**	**GP**	**G**	**A**	**P**	**PIM**
2007-08	South St. Paul	High-MN	26	6	15	21	32	–	–	–	–	–
2008-09	USNTDP	NAHL	38	3	9	12	20	9	3	3	6	6
	USNTDP	U-17	17	7	9	16	35	–	–	–	–	–
	USNTDP	U-18	1	0	0	0	0	–	–	–	–	–
2009-10 (a)	USNTDP	USHL	21	9	3	12	46	–	–	–	–	–
	USNTDP	U-18	39	12	9	21	20	–	–	–	–	–
2010-11 (b)	Minnesota-Duluth	WCHA	39	8	25	33	47	–	–	–	–	–
	Charlotte	AHL	–	–	–	–	–	13	0	2	2	2
2011-12	**Carolina**	**NHL**	**66**	**8**	**14**	**22**	**29**	**–**	**–**	**–**	**–**	**–**
	Charlotte	AHL	12	2	4	6	11	–	–	–	–	–
2012-13	**Carolina**	**NHL**	**38**	**5**	**10**	**15**	**15**	**–**	**–**	**–**	**–**	**–**
	Charlotte	AHL	31	5	19	24	16	–	–	–	–	–
2013-14	**Carolina**	**NHL**	**76**	**5**	**27**	**32**	**37**	**–**	**–**	**–**	**–**	**–**
2014-15	**Carolina**	**NHL**	**82**	**15**	**34**	**49**	**30**	**–**	**–**	**–**	**–**	**–**
2015-16	**Carolina**	**NHL**	**64**	**16**	**21**	**37**	**27**	**–**	**–**	**–**	**–**	**–**
2016-17	**Carolina**	**NHL**	**75**	**17**	**20**	**37**	**32**	**–**	**–**	**–**	**–**	**–**
2017-18	**Carolina**	**NHL**	**76**	**8**	**23**	**31**	**48**	**–**	**–**	**–**	**–**	**–**
Hurricanes/NHL Totals (7 Seasons)			**477**	**74**	**149**	**223**	**218**	**–**	**–**	**–**	**–**	**–**

(a) June 23, 2010—Selected by the Carolina Hurricanes in the 2010 NHL Entry Draft. Second Hurricanes pick, 37th overall, second round.
(b) April 15, 2011—Signed a three-year, entry-level contract with the Carolina Hurricanes.

HIGHLIGHTS

NHL FIRSTS:
Game: 10/7/11; 5-1 CAR L vs. TB
Point: 11/20/11; 3-2 CAR W vs. TOR (assist)
Goal: 12/9/11; 4-2 CAR L at WPG (Mason)

SHOOTOUTS:
1 attempt, 0 goals (0.0%)
0 game-deciding goals

NHL HIGHS:
Goals: 3 (2/13/18; 7-3 W vs. LA)
Assists: 3 (2/7/15; 5-4 W at SJ)
Points: 3-6x (Last: 2/13/18; 7-3 W vs. LA)
Penalty Min: 7-2x (12/3/15; 5-1 CAR L vs. NJ)
Goal Streak: 2 games-7x (Last: 12/22/16-12/23/16: 2g)
Assist Streak: 3 games-6x (Last: 11/19/17-11/24/17: 4a)
Point Streak: 7 games (11/12/15-11/25/15: 3g, 6a)

PERSONAL

Justin spends his summers in Minneapolis… He sponsors the Canes' "True Defenders" program, hosting military members and their families at games throughout the season… Justin started playing hockey at the age of six in South St. Paul, MN, and his mom was the biggest influence on his career… His favorite player growing up was Peter Forsberg… His favorite TV show is Suits, favorite movie is 21 Jump Street, favorite musical artist is Eric Church and favorite book is Lone Survivor… Justin's first job was assisting his uncle with landscaping… His biggest game-day habit is his nap… His favorite food is steak and favorite restaurant is Manny's Steakhouse in Minneapolis… His favorite vacation spot is Jamaica and favorite place in the Triangle is downtown Raleigh… Justin is on Twitter and his username is @JustinFaulk27… His favorite website is yahoo.com and favorite video game is Call of Duty… His favorite sport outside of hockey is fishing and the person he would most like to meet is Tiger Woods… Justin is a fan of the Minnesota Twins… His most memorable hockey moments were winning the national championship with Minnesota-Duluth in 2011, playing his first NHL game and playing in the Olympics… His favorite former teammate is Adam Wilcox… Justin wears No. 27 because it was his number in high school, and he's always tried to wear it when possible… His favorite road city is New York, favorite road arena is Madison Square Garden and favorite team to play against is Pittsburgh.





2017-18 SEASON

Completed his seventh NHL season with Carolina… Named co-captain prior to the season… Registered 31 points (8g, 23a) in 76 games… Earned a career high in penalty minutes (48)… Led Hurricanes defensemen in assists and hits (128), ranked second in points and tied for second in goals… Ranked second among Hurricanes skaters in time on ice per game (22:16)… Earned eight multi-point games, ranking tied for fourth on the team… Tallied two assists at EDM (10/17)… Recorded a season-high 27:22 of ice time vs. STL (10/27)… Scored his first goal of the season vs. ANA (10/29)… Recorded an assist in three straight games (11/19-11/24: 4a) … Earned his 200th NHL/Hurricanes point at NSH (12/21)… Scored two goals, including the game-winning goal, and led all skaters in shots (7) vs. BUF (12/23)… Earned two points (1g, 1a), including a power-play goal, at TB (1/9)… Recorded his first career hat trick, including two power-play goals, vs. LA (2/13)… Became the fourth defenseman in franchise history (since relocation) to record a hat trick… Scored the game-winning goal at WSH (3/30)… Games missed due to injury: 6 games… **Longest assist streak:** 3 games (11/19-11/24: 4a)… **Longest point streak:** 3 games (11/19-11/14: 4a; 12/21-12/27: 2g, 2a)… **Multi-goal games:** 2 (Last: 2/13 vs. LA: 3g)… **Multi-assist games:** 5 (Last: 3/13 vs. BOS: 2a)… **Multi-point games:** 8 (3/13 vs. BOS: 2a).

CAREER

Entering his eighth NHL season with the Hurricanes… Signed a six-year contract extension with the Hurricanes on 3/24/14 that goes through the 2019-20 season… Has represented the Hurricanes at three NHL All-Star Games (2015, 2016, 2017), and is the only defenseman in team history to appear in multiple All-Star Games… Played one season at the University of Minnesota-Duluth, helping the Bulldogs capture the NCAA National Championship… His international experience began with the 2007 U-17 Five Nations Tournament in Prievidza, Slovakia, where he led American defensemen with three points (1g, 2a) in four games… Played in three international tournaments during the 2008-09 season, including the 2009 Vlad Dzurilla U-18 Tournament in Piestany, Slovakia, the 2009 World U-17 Hockey Challenge in Port Alberni, B.C., and the 2008 U-17 Four Nations Cup in Monthey, Switzerland… Led the U.S. with two goals and three points at the Four Nations Cup… In 2009-10, scored the game-winning goal against Sweden in the gold medal game of the 2010 IIHF World U-18 Championship in Belarus… Finished that tournament with four points (1g, 3a) and a plus-7 rating… Also participated in the 2010 U-18 Six Nations Cup in Belarus and the 2009 U-18 Four Nations Cup in Finland… Was second among American defensemen in scoring (4 points) at the 2011 IIHF World Junior Championship in Buffalo, helping the U.S. capture the bronze medal… Played for the U.S. at the 2012 IIHF World Championships, leading all American defensemen in goals (4) and points (4) and ranking first on the team in plus/minus (+9) during the tournament… Led American defensemen in assists (6) and points (6) at the 2013 IIHF World Championship as the U.S. captured the bronze medal… Represented the U.S. at the 2014 Winter Olympic Games in Sochi, Russia, appearing in two games… Also played for the United States at the 2015 IIHF World Championship… **2007-08:** Played high school hockey for South St. Paul (MN) High School, earning honorable mention all-conference honors after notching six goals and 15 assists (21 points) in 26 games as a sophomore… **2008-09:** Completed his first season with the U.S. National Team Development Program, competing against North American Hockey League (NAHL) and international opponents… **2009-10:** Competed with the U-18 team in the United States Hockey League (USHL) and against Division I and Division III college opponents and international teams… Set the record for goals scored by a defenseman at USA Hockey's NTDP (21)… Led USNTDP defensemen in power-play goals (14)… **2010-11:** Led Minnesota-Duluth defensemen in goals (8), assists (25) and points (33), helping the Bulldogs capture the national championship… Led all NCAA rookie defensemen in scoring, and set a school record for scoring by a UMD rookie blueliner… Ranked tied for sixth among all NCAA defensemen in scoring and eighth in points per game (0.85)… Selected to the All-WCHA Third Team and All-Rookie Team… Also chosen to the College Hockey News All-Rookie Team… Had three assists in UMD's NCAA semifinal victory vs. Notre Dame… Skated in 13 Calder Cup Playoff games with Charlotte (AHL), earning two assists… Made his professional debut with the Checkers in Game 4 of the East Division Semifinal vs. Hershey (4/20)… Earned his first pro point with an assist in Game 5 vs. Hershey (4/22)… **2011-12:** Completed his first NHL season, totaling eight goals and 14 assists (22 points) in 66 games played… Also skated in 12 games on the American Hockey League (AHL) level with Charlotte, notching two goals and four assists (6 points)… Was named to the NHL's All-Rookie Team… Led all Hurricanes skaters in average ice time per game (22:50)… Ranked first among NHL rookie defensemen in ice time per game (22:50) and power-play goals (5)… Was tied for first among rookie defensemen in goals (8) and second in points (22)… Made his NHL and Hurricanes debut vs. TB (10/7)… Recorded his first career NHL point with an assist on Jussi Jokinen's power-play goal vs. TOR (11/20)… Scored his first NHL/Hurricanes goal at WPG (12/9), beating Chris Mason… Scored a power-play goal and registered his first NHL fighting major vs. WSH (2/20)… Scored the game-winning goal in overtime at WSH (3/6), his first career OT goal… **2012-13:** Totaled five goals and 10 assists (15 points) in 38 games played and was named the team's Most Valuable Player by the Carolina chapter of the Professional Hockey Writers Association… Led the Hurricanes in average ice time per game (24:00)… Was first among team defensemen in takeaways (24), third in hits (63) and fourth in blocked shots

CAREER CONTINUED

(47)… Played for Charlotte (AHL) during the NHL work stoppage, totaling five goals and 19 assists (24 points) in 31 games… Scored his first NHL shorthanded goal vs. BUF (1/24)… Earned his first career NHL multi-point game with two assists at NJ (2/12)… Played his 100th NHL/Hurricanes game and scored a goal vs. PHI (4/20)… **2013-14:** Was third on the team in assists (27) and sixth in points (32)… Ranked second on the team in time on ice per game (23:24) and third in blocked shots (102)… Led team defensemen with a career-high 152 shots… Recorded a season-high four-game point streak (11/24-12/1: 1g, 4a), tying his career high… Established a career high with three points (1g, 2a) at NSH (12/5)… Skated a season-high 29:23 of ice time at TB (12/21)… Scored the game-winning goal and added an assist vs. DAL (4/3)… **2014-15:** Established then-career highs in goals (15), assists (34), points (49) and games played (82)… Was one of two Hurricanes to play in all 82 games… Participated in his first NHL All-Star Game… Was selected as the Hurricanes' Most Valuable Player by the Professional Hockey Writers' Association… Led all Hurricanes in assists (34) and time on ice (24:25 per game) and ranked second in points (49)… Also led the team and was tied for first among NHL defensemen in shorthanded goals (2)… Finished the season ranked in the top 20 among NHL blueliners in points (12th, 49), goals (T-6th, 15), game-winning goals (T-3rd, 4), power-play goals (T-3rd, 7), power-play points (T-12th, 20), shorthanded points (T-6th, 2) and shots (4th, 238)… Earned the most points in a season by a Hurricanes defenseman since relocation (Joni Pitkanen-46, 2009-10)… Became only the second defenseman since the team's relocation in 1997 to score 15 or more goals in a season… Led the team and ranked second among NHL defenseman with 70 takeaways… Ranked second on the team in blocked shots (114) and first among defenseman in hits (157)… Matched his career high with three points (1g, 2a) and netted the game winner vs. CGY (11/10)… Skated in his 200th Hurricanes game at COL (11/22)… Ranked second among NHL defensemen in scoring in November with 13 points (3g, 10a)… Recorded two assists in 18:54 of ice time during the All-Star Game in Columbus (1/25)… Earned a career-high three assists at SJ (2/7)… Earned three points (1g, 2a) in the first period vs. CBJ (3/10), marking the first time a defenseman recorded three points in the first period for the franchise since Brad Shaw (3/21/90)… Skated a career-high 29:57 and scored a goal at CBJ (3/15)… **2015-16:** Established then-career highs with 16 goals and 12 power-play goals… Became the first player in NHL history whose first 12 goals of the season all came on the power play… Participated in his second NHL All-Star Game… Led all Hurricanes in power-play goals (12) and time on ice (24:02 per game) and ranked fifth in points (37)… Finished the season ranked in the top 20 among NHL blueliners in points (T-20th, 37), goals (T-6th, 16), power-play goals (T-2nd, 12), and shots on goals (15th, 184)… His 16 goals rank tied for fifth in franchise history (including Hartford) for goals in a single season by a defenseman… Led Carolina defensemen in hits (109) and ranked second among Hurricanes blueliners in takeaways (45)… Had a seven-game point streak from 11/12-11/25 (3g, 5a), the longest point streak by a Hurricanes defenseman since relocation… Named the NHL's Third Star of the Week for the week of Dec. 14 after notching six points (3g, 3a) in three road games that week… Recorded his 100th career assist at PIT (12/19)… Played his 300th NHL/Hurricanes game vs. WSH (12/31)… Missed 18 of 19 games from 2/12-3/22 after suffering a lower-body injury in practice. **2016-17:** Completed his sixth NHL season with Carolina… Established a career high with 17 goals in 75 games played… Led all Canes defenseman in points (37), goals (17) and power-play points (13)… Ranked second among all League defenseman in goals (17)… His 17 goals is the most in a single season by a Hurricanes defenseman since the team's relocation in 1997, and most in franchise history by a defenseman since Zarley Zalapski notched 20 in 1991-92… Became the lone defenseman in franchise history with three 15-or-more goal seasons… Participated in his third NHL All-Star Game, winning the tournament with the Metropolitan Division… Notched an assist in the season-opener at WPG (10/13), and has recorded an assist in the Hurricanes' last five season openers… Left the game vs. NJ (11/6) with an injury in the third period… Placed on injured reserve and missed three games due to an upper-body injury (11/8-11/12)… Had his only three-point game of the season vs. VAN (12/13), tallying a goal and two assists… Scored his 12th career game-winning goal at Buffalo (12/22) to move into sole possession of first among defensemen in Carolina franchise history, passing Joe Corvo… Missed four games due to a lower-body injury from 11/28 to 1/3… Earned his first multi-goal game of the season with two goals on three shots in 24:07 of ice time at NYI (3/13)… Recorded his second multi-goal game of the season and registered a team-leading nine shots on goal vs. DET (3/27)… Tied Tuomu Ruutu (30) for ninth on Carolina's power-play goals list since relocation vs. PIT (4/2)… Played his 400th NHL/Hurricanes game on April 8 vs. STL… Games missed due to injury: 7.

JUSTIN FAULK CAREER HIGHLIGHTS

National Champion: Led Minnesota-Duluth defensemen in goals (8), assists (25) and points (33), helping the Bulldogs capture the 2011 NCAA championship in his only collegiate season.

Olympian: Represented the United States at the 2014 Winter Olympic Games in Sochi, Russia. Has also worn his nation's colors at the World U-18 Championship, World Junior Championship and IIHF World Championship.

Consecutive All-Star Games: Represented the Hurricanes at the NHL All-Star Games in Columbus in 2015, Nashville in 2016 and Los Angeles in 2017, becoming the first defenseman in franchise history to appear in multiple All-Star Games.

Team MVP: Has twice been named the Hurricanes' Most Valuable Player by the Carolina Chapter of the Professional Hockey Writers Association.

Hurricanes History: Ranks first among defensemen in Hurricanes history (since relocation):

Goals: 74
Assists: 149
Points: 223
Power-play goals: 34
Power-play points: 92
Game-winning goals: 16
Multi-goal games: 6
Multi-assist games: 22
Multi-point games: 41


27
CCM
C
27
bauer
bauer



MICHEAL FERLAND 79

Left Wing • Shoots Left

6'1" • 217 lbs.

4/20/92 • Swan River, Manitoba

Acquired: 6/23/18, Trade with CGY

2017-18 Team: Calgary (NHL)

Drafted: Calgary 2010 (5-133-5)

CAREER STATS

			REGULAR SEASON					PLAYOFFS				
YEAR	**TEAM**	**LEAGUE**	**GP**	**G**	**A**	**P**	**PIM**	**GP**	**G**	**A**	**P**	**PIM**
2008-09	Beausejour	MJHL	1	0	0	0	0	–	–	–	–	–
2009-10 (a)	Brandon	WHL	61	9	19	28	85	15	3	1	4	8
2010-11	Brandon	WHL	56	23	33	56	110	6	4	2	6	4
2011-12	Brandon	WHL	68	47	49	96	84	8	3	3	6	6
2012-13	Abbotsford	AHL	7	0	0	0	10	–	–	–	–	–
	Utah	ECHL	3	0	1	1	5	–	–	–	–	–
	Brandon	WHL	4	1	1	2	4	–	–	–	–	–
	Saskatoon	WHL	26	8	21	29	18	4	0	0	0	2
2013-14	Abbotsford	AHL	25	6	12	18	31	–	–	–	–	–
2014-15	**Calgary**	**NHL**	**26**	**2**	**3**	**5**	**16**	**9**	**3**	**2**	**5**	**23**
	Adirondack	AHL	32	7	8	15	30	–	–	–	–	–
2015-16	**Calgary**	**NHL**	**71**	**4**	**14**	**18**	**45**	**–**	**–**	**–**	**–**	**–**
2016-17	**Calgary**	**NHL**	**76**	**15**	**10**	**25**	**50**	**4**	**0**	**0**	**0**	**7**
2017-18 (b)	**Calgary**	**NHL**	**77**	**21**	**20**	**41**	**24**	**–**	**–**	**–**	**–**	**–**
NHL Totals (4 seasons)			**250**	**42**	**47**	**89**	**135**	**13**	**3**	**2**	**5**	**30**

(a) June 26, 2010—Selected by the Calgary Flames in the 2010 NHL Draft. Fifth Flames pick, 133rd overall, fifth round.
(b) June 23, 2018—Acquired by the Carolina Hurricanes from the Calgary Flames along with Dougie Hamilton and Adam Fox in exchange for Noah Hanifin and Elias Lindholm.

HIGHLIGHTS

NHL FIRSTS:
Game: 10/31/14; 4-3 W vs. NSH
Point: 11/22/14; 5-4 W vs. NJ (assist)
Goal: 3/29/15; 5-2 W at NSH (Hutton)

SHOOTOUTS:
2 attempts, 0 goals
0 game-deciding goals

NHL HIGHS:
Goals: 2 (2/21/17; 6-5 W at NSH)
Assists: 2 (3/28/16; 5-2 W at ARI)
Points: 2-11x (last: 3/16/18; 7-4 L vs. SJ)
Penalty Min: 14 (4/4/17; 3-1 L at ANA)
Goal Streak: 5 (11/5/17-11/15/17; 5g, 2a)
Assist Streak: 4-2x (last: 1/4/18-1/11/18; 4g, 4a)
Point Streak: 6 (11/5/17-11/18/17; 5g, 3a)

PERSONAL

Micheal and his wife, Kayleigh, have a daughter named Brynlee… They spend their summers in Brandon, Manitoba… Micheal started playing hockey at the age of 8… The biggest influence on his career was his mom and the best advice he's ever received was "Don't give up"… His favorite player growing up was Pavel Datsyuk and his favorite team was the Pittsburgh Penguins… Micheal's favorite TV show is Life Below Zero, his favorite movie is The Hangover, his favorite actor is Mark Wahlberg and his favorite musician is Kane Brown… His favorite food is pasta and his favorite restaurant is Morton's The Steakhouse… If he wasn't playing hockey, Micheal would be working as a hunting guide… His favorite athlete is Conor McGregor… Micheal's favorite holiday is Christmas and his favorite vacation destination is Cabo San Lucas… His favorite road city is New York and his favorite road arena is T-Mobile Arena in Las Vegas… His most memorable hockey moment is making the Memorial Cup during his first season in the WHL… Micheal is on Twitter at @ferdaddy27 and Instagram at @ferdaddy79.







2017-18 SEASON

Completed his fourth NHL season with the Flames… Set career-highs in games played (77), goals (21), assists (20) and points (41)… Finished fourth on the team in goals and sixth in points… Led the Flames in hits (171)… Scored his first goal of the season vs. WPG (10/7)… Registered seven multi-point games, each with one goal and one assist: vs. NJ (11/5), at DET (11/15), vs. LA (1/4), vs. ANA (1/6), at MIN (1/9), at TB (1/11) and vs. SJ (3/16)… Posted a five-game goal streak from 11/5-11/15 (5g), and a six-game point streak from 11/5-11/18 (5g, 3a)… Skated in his 200th career NHL game vs. TOR (12/6)… Logged a season-high 19:56 of ice time at MTL (12/7)… Passed his previous career-high in goals with his 16th vs. LA (1/4)… Recorded four straight multi-point games 1/4-1/11 (4g, 4a)… Reached the 20-goal plateau for the first time in his career with a goal vs. TB (2/1)… Games missed due to injury: 5… **Longest goal streak**: 5 games (11/5-11/15; 5g, 2a)… **Longest assist streak**: 4 games (1/4-1/11; 4g, 4a)… **Longest point streak**: 6 games(11/5-11/18; 5g, 3a)… **Multi-point games**: 7 (last: 3/16; 7-4 L vs. SJ).

CAREER

Is entering his fifth NHL season and first with the Hurricanes… Acquired from the Calgary Flames along with Dougie Hamilton and Adam Fox on June 23, 2018 in exchange for Noah Hanifin and Elias Lindholm… Signed a two-year contract on July 17, 2017 that runs through the 2018-19 season… **2008-09**: Skated in one game for Beausejour of the MJHL… **2009-10**: Played 61 games and posted 28 points (9g, 19a) in his first WHL season with Brandon… Recorded his first WHL point with an assist at Moose Jaw (9/26)… Scored his first WHL goal at Edmonton (10/12)… Posted his first WHL multi-point game with a goal and an assist at Swift Current (11/18)… Had a four-game point streak from 12/5-12/12 (2g, 2a)… Registered a three-game assist streak from 1/13-1/16 (3a)… Skated in 15 playoff games with the Wheat Kings, with four points (3g, 1a)… All four playoff points came in the same game, a 6-5 win over Saskatoon (4/2)… Skated in five games at the Memorial Cup… Drafted in the fifth round, 133rd overall by the Calgary Flames… **2010-11**: Appeared in 56 games with Brandon, posting 56 points (23g, 33a)… Finished second on the team in penalty minutes (110)… Registered four Gordie Howe hat tricks, achieving the feat at Calgary (12/30), vs. Calgary (1/7), at Saskatoon (1/11) and vs. Swift Current (2/18)… Recorded a nine-game point streak from 1/28-2/18 (6g, 8a), including his first career WHL hat trick vs. Medicine Hat (2/11)… Skated in all six playoff games with the Wheat Kings, tying for the team lead in goals (4) and posting six points (4g, 2a)… Scored his first playoff hat trick vs. Medicine Hat (4/4)… **2011-12**: Skated in 68 games as an alternate captain with Brandon, scoring a team-high 47 goals and finishing second on the Wheat Kings in points (96)… Recorded 32 multi-point games… Posted a four-game point streak from 9/28-10/7 (7g, 3a), including a hat trick vs. Prince George (10/7)… Recorded a five-game point streak from 10/28-11/5 (6g, 8a), including back-to-back four-point games at Swift Current (11/1; 3g, 1a) and vs. Calgary (11/4; 1g, 3a)… Notched an eight-game point streak from 2/4-2/18 (13g, 8a), ending with a career-high five-point game (4g, 1a) vs. Prince Albert (2/18)… Was named WHL Player of the Week on 2/20, with 13 points (9g, 4a) in four games… Added six points (3g, 3a) in eight playoff games… **2012-13**: Began the season with Abbotsford (AHL), appearing in seven games from 11/2-11/23… Played three games for Utah (ECHL), posting one assist… Returned to the WHL, playing four games with Brandon before being traded to Saskatoon and playing 26 games… Finished the season with 31 points (9g, 22a) in 30 WHL games… Matched his career high with a nine-game point streak from 1/27-2/12 (6g, 13a), including a four-point game (3g, 1a) vs. Swift Current (2/2)… Played four WHL playoff games with Swift Current, then made his second Memorial Cup appearance, posting two assists in five games… **2013-14**: Skated in 25 games with Abbotsford (AHL), posting 18 points (6g, 12a)… Recorded a Gordie Howe hat trick vs. Utica (11/29)… Registered a five-game point streak from 11/29-12/11 (2g, 5a)… Suffered a season-ending knee injury in December… **2014-15**: Began the season with Adirondack (AHL), playing nine games and posting 10 points (4g, 6a) before being called up by Calgary… Made his NHL debut vs. NSH (10/31)… Recorded his first NHL point (assist) vs. NJ (11/22)… Logged a season-high 16:16 of ice time at ANA (11/25)… Assigned to Adirondack after playing ten games with Calgary… Skated in 23 AHL games from 12/12-2/21, registering six points (3g, 3a)… Recalled by the Flames on 2/23… Earned his first NHL fighting major against J.T. Miller at NYR (2/24)… Scored his first NHL goal, a game-winner, against Carter Hutton at NSH (3/29)… Finished the regular season with five points (2g, 3a) in 26 NHL games and 15 points (7g, 8a) in 32 AHL games… Played nine playoff games, registering five points (3g, 2a)… Notched his first career playoff point (assist) in his first career playoff game at VAN (4/15)… Had three points (2g, 1a), including his first playoff goal, in series-clinching win vs. VAN (4/25)… **2015-16**: Skated in 71 games with the Flames, posting 18 points (4g, 14a)… Recorded assists in back-to-back games vs. LA (12/31) and at COL (1/2)… Registered his first-career multi-point game with 2 points (1g, 1a), including his first career power-play goal, and logged a season-high 20:55 of ice time vs. SJ (1/11)… Posted his first-career two-assist game at ARI (3/28)… Finished the regular season with a four-game assist streak from 4/2-4/9 (4a)… **2016-17**: Appeared in 76 games with Calgary, recording 25 points (15g, 10a)… Skated in his 100th career game at VAN (10/15)… Registered a four-game point streak from 10/22-10/28 (1g, 3a)… Posted a three-game point streak from 1/26-2/3 (2g, 1a), including goals in back-to-back games at OTT (1/26) and vs. MIN (2/1)… Notched his first career two-goal game at NSH (2/21)… Recorded four goals in five games from 2/26-3/9… Scored the game-winning goal vs. NYI (3/5)… Logged a season-high 17:08 of ice time vs. PIT (3/13)… Had a multi-point game (1g, 1a) vs. COL (3/27)… Recorded at least one shot on goal in each of the final 15 games of the season… Skated in four playoff games.



HAYDN FLEURY 4

Defenseman • Shoots Left

6'3" • 208 lbs.

7/8/96 • Carlyle, Saskatchewan

Acquired: 2014 NHL Draft

2017-18 Teams: Carolina (NHL), Charlotte (AHL)

Drafted: Carolina 2014 (1-7-1)

CAREER STATS

			REGULAR SEASON					PLAYOFFS				
YEAR	**TEAM**	**LEAGUE**	**GP**	**G**	**A**	**P**	**PIM**	**GP**	**G**	**A**	**P**	**PIM**
2010-11	Notre Dame	SMHL	3	0	1	1	0	–	–	–	–	–
2011-12	Notre Dame	SMHL	39	6	15	21	60	8	1	4	5	8
	Red Deer	WHL	4	0	0	0	0	–	–	–	–	–
2012-13	Red Deer	WHL	66	4	15	19	21	9	0	2	2	4
2013-14 (a, b)	Red Deer	WHL	70	8	38	46	46	–	–	–	–	–
2014-15	Red Deer	WHL	63	6	22	28	63	5	1	1	2	2
	Charlotte	AHL	1	1	0	1	0	–	–	–	–	–
2015-16	Red Deer	WHL	56	12	29	41	50	17	4	5	9	20
2016-17	Charlotte	AHL	69	7	19	26	8	5	0	0	0	0
2017-18	**Carolina**	**NHL**	**67**	**0**	**8**	**8**	**14**	**–**	**–**	**–**	**–**	**–**
	Charlotte	AHL	3	1	1	2	0	8	2	2	4	14
Hurricanes/NHL Totals (1 Season)			**67**	**0**	**8**	**8**	**14**	**–**	**–**	**–**	**–**	**–**

(a) June 27, 2014—Selected by the Carolina Hurricanes in the 2014 NHL Draft. First Hurricanes pick, seventh overall, first round.
(b) August 7, 2014—Signed a three-year, entry-level contract with the Carolina Hurricanes.

HIGHLIGHTS

NHL FIRSTS:
Game: 10/7/17; 5-4 SO W vs. MIN
Point: 10/26/17; 6-3 W at TOR (assist)
Goal: None

NHL HIGHS:
Goals: None
Assists: 2 (10/26/17; 6-3 W at TOR)
Points: 2 (10/26/17; 6-3 W at TOR)
Penalty Min: 2-7x (Last: 4/7/18; 3-2 OT W vs. TB)
Goal Streak: None
Assist Streak: None
Point Streak: None

PERSONAL

Haydn is single and spends his summers in Calgary… His nickname is Fleurs… Haydn started skating at three years old and his father had the biggest influence on his career… His favorite team growing up was Edmonton and his favorite player was Drew Doughty… Haydn's favorite television show is White Collar and favorite movie is Batman… His favorite app is Twitter and biggest game-day habit is drinking a Pepsi… His favorite restaurant is Chipotle and favorite meal is pizza… He enjoys golf when he has time away from the rink and his favorite sport to watch outside of hockey is golf… His favorite team is the Toronto Raptors… Haydn's favorite holiday is Christmas and the person he would most like to meet is Tiger Woods… His favorite road city is New York City, favorite road arena is Madison Square Garden and favorite team to play against is the Toronto Maple Leafs… His most memorable hockey moment was playing for Team Canada at the 2016 World Junior Championship.







2017-18 SEASON

Completed his first NHL season with Carolina… Registered eight assists in 67 games… Ranked seventh in the NHL among rookie defensemen in games played and shots (86)… Was one of six skaters to make his NHL debut with Carolina this season… Played in his first NHL game vs. MIN (10/7)… Led the team with five hits vs. CBJ (10/10)… Recorded his first NHL/Hurricanes point with two assists and earned a career-best plus/minus rating (+4) at TOR (10/26)… Registered a career-high 21:59 of ice time at CBJ (11/28)… Tallied a career-high four shots at CBJ (11/10)… Tallied four shots at PIT (1/23)… Assigned to Charlotte (AHL) and played in one game at Hartford (1/27)… Recalled to Carolina (1/28)… Was a healthy extra for 15 games… Re-assigned to Charlotte (AHL) at the conclusion of Carolina's season (4/7) and earned two points (1g, 1a) in two games… Recorded four points (2g, 2a) in eight AHL playoff games… Led Charlotte defensemen in playoff goals and ranked tied for first in points… Led the team in penalty minutes (14) during the postseason… Earned three points (2g, 1a) in Game 2 of the Checkers' first round series against Wilkes-Barre/Scranton (4/21)… **Multi-assist games:** 1 (10/26 at TOR: 2a)… **Multi-point games:** 1 (10/26 at TOR: 2a).

CAREER

Entering his second NHL season with the Hurricanes… Selected by the Hurricanes in the first round (seventh overall) in the 2014 NHL Draft… Signed to a three-year, entry-level contract on 8/7/14… Totaled 134 points (30g, 104a) in 259 career Western Hockey League games with Red Deer… Had three points (1g, 2a) in five games for Western Canada at the 2013 World U-17 Challenge… Won a gold medal with Canada at the 2013 U-18 Ivan Hlinka Memorial Tournament… Was named Best Defenseman at the 2014 Under-18 World Championship, helping Canada capture bronze… Earned one assist in five games for Canada at the 2016 World Junior Championship… His brother, Cale, was selected by Montreal in the third round of the 2017 NHL Draft… Is the third player from Carlyle, Sask., (population 1,400) to reach the NHL (Brenden Morrow, Jim McKenzie)… Played Bantam and Midget AAA with Athol Murray College of Notre Dame in Wilcox, Sask. in 2010-11, scoring 26 points (7g, 19a) in 21 Bantam games… Other prominent Notre Dame alumni include Rod Brind'Amour, Brad Richards and Vincent Lecavalier… **2011-12:** Selected by Red Deer in the second round (43rd overall) of the 2011 WHL Bantam Draft… Began his WHL career with Red Deer in 2011-12, playing four games with the Rebels… Made his WHL debut vs. Prince Albert (12/11/11)… Spent most of the 2011-12 season with Notre Dame in the Saskatchewan Midget Hockey League, notching 21 points (6g, 15a) in 39 games for the Argos… Also played for Team Saskatchewan in the 2011 Western Canada U16 Challenge Cup… **2012-13:** Played his first full WHL season in 2012-13, ranking third among Rebels defensemen in scoring with 19 points (4g, 15a) in 66 games… Netted his first WHL goal at Swift Current (10/9/12)… Earned his first WHL assist at Calgary (10/13/12)… Had two assists in nine 2013 WHL playoff games for Red Deer, as the Rebels beat Prince Albert in five games before falling to Calgary… **2013-14:** Led Red Deer defensemen with 46 points (8g, 38a) in 70 games in 2013-14, while registering a team leading plus-15 rating… Set single-game career highs with three assists at Moose Jaw (10/4/13) and at Lethbridge (11/9/13)… **2014-15:** Was second among Red Deer defensemen in scoring with 28 points (6g, 22a) in 63 games in 2014-15… Totaled two points (1g, 1a) during the 2015 WHL playoffs, both of which came in Game 4 (4/2) of Red Deer's opening-round series loss to Medicine Hat… Joined Charlotte for the conclusion of the AHL season, and scored his first professional goal in his AHL debut vs. Rockford (4/12/15)… **2015-16:** Led Red Deer defensemen in assists (29) and ranked second in goals (12) and points (41) during his final season of junior hockey in 2015-16… Led Red Deer defensemen in goals (4) and points (9) during the 2016 postseason… Named to Canadian Hockey League's 2016 Memorial Cup All-Star Team after finishing the tournament ranked second among all defensemen with five points (1g, 4a) for host Red Deer… **2016-17:** Led Checkers defensemen with seven goals and ranked second among team blueliners with 26 points during his first full professional season… Tied a team record with a plus-16 rating, ranking second among AHL rookie defensemen… Was tied for second on the team in power-play goals (4) and third in shots on goal (144)… Earned his first AHL/professional assist with his first point of the season vs. Grand Rapids (10/28)… Had an assist and was (+3) in a 5-4 win at Iowa (11/10)… Picked up the first multi-point game of his career with a goal and assist vs. Chicago (11/22)… Notched the first multi-goal game of his career with two tallies, including the eventual game winner, vs. Manitoba (12/13)… Posted season-best, four-game assist and point streaks from 2/19-2/28 (0g, 4a)… Had five points (2g, 3a) in six games from 3/17-3/26… Made his Calder Cup playoff debut during Charlotte's five-game series loss against Chicago.



DOUGIE HAMILTON 19

Defenseman • Shoots Right

6'6" • 230 lbs.

6/17/93 • Toronto, Ontario

Acquired: 6/23/18, Trade with CGY

2017-18 Team: Calgary (NHL)

Drafted: Boston 2011 (1-9-1)

CAREER STATS

			REGULAR SEASON					PLAYOFFS				
YEAR	**TEAM**	**LEAGUE**	**GP**	**G**	**A**	**P**	**PIM**	**GP**	**G**	**A**	**P**	**PIM**
2009-10	Niagara	OHL	64	3	13	16	34	5	0	1	1	4
2010-11 (a)	Niagara	OHL	67	12	46	58	77	14	4	12	16	16
2011-12	Niagara	OHL	50	17	55	72	47	20	5	18	23	16
2012-13	**Boston**	**NHL**	**42**	**5**	**11**	**16**	**14**	**7**	**0**	**3**	**3**	**0**
	Niagara	OHL	32	8	33	41	32	–	–	–	–	–
2013-14	**Boston**	**NHL**	**64**	**7**	**18**	**25**	**40**	**12**	**2**	**5**	**7**	**14**
2014-15 (b)	**Boston**	**NHL**	**72**	**10**	**32**	**42**	**41**	**–**	**–**	**–**	**–**	**–**
2015-16	**Calgary**	**NHL**	**82**	**12**	**31**	**43**	**46**	**–**	**–**	**–**	**–**	**–**
2016-17	**Calgary**	**NHL**	**81**	**13**	**37**	**50**	**64**	**4**	**0**	**1**	**1**	**8**
2017-18 (c)	**Calgary**	**NHL**	**82**	**17**	**27**	**44**	**64**	**–**	**–**	**–**	**–**	**–**
NHL Totals (6 seasons)			**423**	**64**	**156**	**220**	**269**	**23**	**2**	**9**	**11**	**22**

(a) June 24, 2011—Selected by the Boston Bruins in the 2011 NHL Draft. First Bruins pick, ninth overall, first round.
(b) June 26, 2015—Acquired by the Calgary Flames from the Boston Bruins in exchange for a first-round selection in the 2015 NHL Draft (Zach Senyshyn) and two second-round selections in the 2015 NHL Draft (Jeremy Lauzon, Jakob Forsbacka-Karlsson).
(c) June 23, 2018—Acquired by the Carolina Hurricanes from the Calgary Flames along with Micheal Ferland and Adam Fox in exchange for Noah Hanifin and Elias Lindholm.

HIGHLIGHTS

NHL FIRSTS:

Game: 1/19/13; 3-1 W vs. NYR
Point: 1/23/13; 4-3 OTL at NYR (assist)
Goal: 2/15/13; 4-2 L at BUF (Miller)

SHOOTOUTS:

1 attempt, 0 goals
0 game-deciding goals

NHL HIGHS:

Goals: 3 (2/17/18; 6-3 L vs. FLA)
Assists: 3-4x (last: 3/11/17; 3-0 W at WPG)
Points: 3-12x (last: 2/17/18; 6-3 L vs. FLA)
Penalty Min: 10 (3/18/16; 4-3 SOL vs. COL)
Goal Streak: 2-5x (last: 2/15/18-2/17/18; 4g, 1a)
Assist Streak: 3-8x (last: 1/25/18-2/1/18; 0g, 4a)
Point Streak: 5 (1/6/18-1/14/18; 4g, 2a)

PERSONAL

Dougie's mother, Lynn, and father, Doug, both represented Canada at the Summer Olympics… Lynn played basketball at the Games in 1984, and Doug competed in rowing in 1984 and 1988, winning a bronze medal in 1984… His brother, Freddie, has played 75 NHL games for San Jose, Colorado, Calgary and Arizona… Dougie and Freddie have been teammates at both the OHL and NHL level, playing together for Niagara (2009-12) and Calgary (2015-18)… Dougie spends his offseasons in St. Catherine's, Ont… He began playing hockey at the age of 4 and his favorite player growing up was Alex Ovechkin… Dougie's biggest influence is his older brother, Freddie, and the best advice he has been given during his career is "believe in yourself"… His favorite app is Snapchat and his favorite musical group is Mumford and Sons… His favorite food is grilled cheese and his favorite restaurant is Mike's Pastry… His favorite holiday is Christmas and favorite sport other than hockey is basketball… Dougie's favorite athlete and person he would most like to meet is Steph Curry… If he was not playing hockey, he would most likely be working in business… His favorite road city is Toronto and his biggest superstition is keeping the same routine.





2017-18 SEASON

Completed his sixth NHL season and third with Calgary… Finishied tied for the League lead among defensemen and set a new career high in goals (17)… Set new career highs in average time on ice (21:32) and shots (270)… Ranked second in the NHL among defensemen in shots… Finished 14th in Norris Trophy voting… Recorded at least one shot on goal in every game for the second straight season, bringing his streak to 165 consecutive games with a shot on goal… Played in all 82 games for the second time in his career… Tied his previous career high in penalty minutes (64), set in 2016-17… Posted 12 multi-point games… Recorded his first goal and multi-point game of the season (1g, 1a) at VAN (10/14)… Logged a season-high 26:10 of ice time 11/2 vs. PIT… Scored the game-winning goal in back-to-back games vs. ANA (1/6) and at MIN (1/9)… Recorded a career-long five-game point streak from 1/6-1/14 (4g, 2a)… Scored two goals at CAR (1/14)… Matched a career-high with eight shots on goal vs. WPG (1/20)… Notched his 200th career point with an assist vs. VGK (1/30)… Scored his first career hat trick while skating in his 400th career game vs. FLA (2/17)… **Longest goal streak**: 2 games-2x (last: 2/15-2/17; 4g, 1a)… **Longest assist streak**: 3 games (1/25-2/1; 0g, 4a)… **Longest point streak**: 5 games (1/6-1/14; 4g, 2a)… **Multi-goal games**: 2 (last: 2/17 vs. FLA: 3g, 0a)… **Multi-assist games**: 6 (last: 2/22 at ARI: 0g, 2a)… **Multi-point games**: 12 (last: 3/19 at ARI: 1g, 1a).

CAREER

Is entering his seventh NHL season and first with the Hurricanes… Acquired from the Calgary Flames along with Micheal Ferland and Adam Fox on June 23, 2018 in exchange for Noah Hanifin and Elias Lindholm… Traded to the Calgary Flames from the Boston Bruins on June 26, 2015 in exchange for a first round selection in the 2015 NHL Draft (Zach Senyshyn) and two second-round selections in the 2015 NHL Draft (Jeremy Lauzon, Jakob Forsbacka-Karlsson)… Signed a six-year contract on June 30, 2015, that runs through the 2020-21 season… Represented Canada at the IIHF World Junior Championships in 2012 and 2013, winning bronze in 2012… **2009-10**: Posted 16 points (3g, 13a) in 65 games in his first OHL season with Niagara… Was named to the OHL All-Rookie team and selected as Niagara's Rookie of the Year… Picked up his first OHL point with an assist vs. Mississauga (10/1)… Scored his first OHL goal at Oshawa (11/29)… Appeared in five playoff games, recording one assist… **2010-11**: Recorded 58 points (12g, 46a) in 67 games with Niagara, finishing fourth in the OHL in points among defensemen… Named CHL Scholastic Player of the Year and OHL Second Team All-Star… Won a gold medal with Canada at the 2010 Ivan Hlinka Memorial Tournament, with three points (1g, 2a) in five games… Posted a four-assist game against Ottawa (11/20)… Recorded a pair of three-point games (both 1g, 2a), against Barrie (12/17) and Kingston (1/9)… Had a season-long six-game point streak from 1/9-1/22 (3g, 7a)… Led the IceDogs in playoff scoring, with 16 points (4g, 12a) in 14 games… Entered the 2011 NHL Draft ranked fourth among North American skaters by NHL Central Scouting… Drafted ninth overall by the Boston Bruins… **2011-12**: Led OHL defensemen in scoring with 72 points (17g, 55a) in 50 games… Named CHL Defenseman of the Year and OHL First-Team All-Star… His 55 assists were tied for the third-most among OHL skaters… Nine of his 17 goals came on the power play… Recorded 22 multi-point games, including eight three-point games and a pair of four-point performances… Posted a ten-game point streak from 11/5-12/1 (4g, 13a)… Represented Canada at the 2012 IIHF World Junior Championship, posting six points (2g, 4a) in six games and winning a bronze medal… Finished tied for second on the IceDogs in playoff scoring, with 23 points (5g, 18a) in 20 games… Recorded a seven-game point streak during the playoffs (3g, 9a)… **2012-13**: Started the season with Niagara, posting 41 points (8g, 33a) in 32 games… Represented Canada at the 2013 IIHF World Junior Championship, with two points (1g, 1a) in six games… Joined the Bruins at the conclusion of the lockout, skating in 42 NHL games with 16 points (5g, 11a)… Finished 11th in Calder Trophy voting… Made his NHL debut vs. NYR (1/19)… Logged a season-high 23:27 of ice time vs. WPG (1/21)… Recorded his first NHL point in his third game, with an assist at NYR (1/23)… Posted a three-game assist streak from 1/23-1/28 (4a)… Scored his first NHL goal and had his first multi-point game (1g, 1a) at BUF (2/15)… Recorded his first two-assist game at TB (2/21)… Recorded a four-game point streak from 2/28-3/5 (2g, 2a)… Appeared in seven playoff games, posting three assists… Made his playoff debut vs. TOR (5/4)… Posted his first career playoff point with an assist vs. NYR (5/16)… **2013-14**: Skated in 64 games with the Bruins, recording 25 points (7g, 18a)… Scored his first career game-winning goal at BUF (10/23)… Logged a season-high 25:24 of ice time vs. ANA (10/31)… Recorded a three-game point streak from 11/2-11/7 (1g, 2a)… Earned his first career three-point game (1g, 2a) at NYR (3/2)… Played his 100th game at DET (4/2)… Appeared in 12 playoff games with seven points (2g, 5a)… Scored his first career playoff goal, the game-winner, at DET (4/22)… Posted a five-game point streak in the playoffs from 4/22-5/3 (2g, 4a)… Played 26:11 in Boston's 2OT loss vs. MTL (5/1)… **2014-15**: Appeared in 72 games for Boston, recording 42 points (10g, 32a)… Posted team-highs in multi-point games (11), power play points (15) and points by a defenseman (42)… Tied for team lead in assists (32)… Logged a career-high 28:32 of ice time vs. MIN (10/28)… Recorded three-point games (1g, 2a) at TOR (10/25) and vs. EDM (11/6)… Scored his first career overtime goal vs. WPG (11/28)… Posted his first career two-goal game and added an assist vs. BUF (12/21)… Received his first career fighting major against Gabriel Landeskog at COL (1/21)… Had eight assists in ten games in March before suffering broken ribs at FLA (3/21), causing him to miss the remainder of the season… Traded by the Boston Bruins to the Calgary Flames on 6/26 in exchange for a first round selection in the 2015 NHL Draft (Zach Senyshyn) and two second round selections in the 2015 NHL Draft (Jeremy Lauzon, Jakob Forsbacka-Karlsson)… **2015-16**: Skated in 82 games for the first time in his career in his first season with the Flames, recording 43 points (12g, 31a)… Notched eight multi-point games… Made his Flames debut vs. VAN (10/7)… Scored his first goal and point with the Flames at VAN (10/10)… Played 200th NHL game at ANA (11/24)… Recorded a four-game point streak from 12/1-12/10 (1g, 3a)… Posted two assists to reach 100 career points vs. FLA (1/13)… Recorded a career-high eight shots on goal vs. SJ (3/7)… Logged a season-high 27:12 of ice time vs. NSH (3/9)… Posted three-assist games vs. STL (3/14) and at MTL (3/20)… **2016-17**: Appeared in 81 games with Calgary, posting a career-high 50 points (13g, 37a)… He led the team and set a career-high in assists (37)… Took a team-high 222 shots, recording at least one shot on goal in every game played… Finished second on the team in game-winning goals (5)… Placed ninth in Norris Trophy voting… Registered 11 multi-point games, including five three-point performances… Posted three assists at DET (11/20)… Recorded his 100th career assist at BUF (11/21)… Scored the overtime game-winning goal at ARI (12/8)… Registered two goals and an assist vs. WPG (12/10)… Posted a three-game assist streak from 12/23-12/31 (4a)… Skated in his 300th NHL game at VAN (1/6)… Recorded a three-game point streak from 1/11-1/14 (1g, 3a)… Logged a season-high 25:25 of ice time at PIT (2/7)… Posted a goal and two assists at TB (2/23)… Recorded three assists at WPG (3/11)… Appeared in four playoff games, recording an assist at ANA (4/13).



JORDAN MARTINOOK 48

Left Wing • Shoots Left

6'0" • 196 lbs.

7/25/92 • Brandon, Manitoba

Acquired: 5/3/2018, Trade with ARI

2017-18 Team: Arizona (NHL)

Drafted: Arizona 2012 (2-58-2)

CAREER STATS

			REGULAR SEASON					PLAYOFFS				
YEAR	**TEAM**	**LEAGUE**	**GP**	**G**	**A**	**P**	**PIM**	**GP**	**G**	**A**	**P**	**PIM**
2008-09	Drayton Valley	AJHL	2	0	0	0	0	–	–	–	–	–
2009-10	Drayton Valley	AJHL	59	21	19	40	48	–	–	–	–	–
2010-11	Vancouver	WHL	72	11	17	28	67	4	1	0	1	8
2011-12 (a)	Vancouver	WHL	72	40	24	64	80	6	3	6	9	2
2012-13	Portland	AHL	53	9	10	19	30	3	0	1	1	0
2013-14	Portland	AHL	67	14	16	30	48	–	–	–	–	–
2014-15	**Arizona**	**NHL**	**8**	**0**	**1**	**1**	**0**	**–**	**–**	**–**	**–**	**–**
	Portland	AHL	62	15	28	43	41	–	–	–	–	–
2015-16	**Arizona**	**NHL**	**81**	**9**	**15**	**24**	**18**	**–**	**–**	**–**	**–**	**–**
2016-17	**Arizona**	**NHL**	**77**	**11**	**14**	**25**	**40**	**–**	**–**	**–**	**–**	**–**
2017-18 (b)	**Arizona**	**NHL**	**81**	**6**	**9**	**15**	**45**	**–**	**–**	**–**	**–**	**–**
NHL Totals (4 seasons)			**247**	**26**	**39**	**65**	**103**	**–**	**–**	**–**	**–**	**–**

(a) June 23, 2012—Selected by the Phoenix Coyotes in the 2012 NHL Draft. Second Coyotes pick, 58th overall, second round.
(b) May 3, 2018—Acquired by the Carolina Hurricanes along with a fourth-round pick in the 2018 NHL Draft (Luke Henman) in exchange for Marcus Kruger and a third-round pick in the 2018 NHL Draft (Ty Emberson).

HIGHLIGHTS

NHL FIRSTS:

Game: 12/6/14; 5-2 L vs. BOS
Point: 2/16/15; 5-2 L at COL (assist)
Goal: 10/10/15; 2-1 W vs. PIT (Fleury)

SHOOTOUTS:

0 attempts, 0 goals
0 game-deciding goals

NHL HIGHS:

Goals: 2-3x (last: 2/16/17; 5-3 W at LA)
Assists: 2-2x (last: 3/11/17; 5-4 W vs. NJ)
Points: 3 (2/16/17; 5-3 W at LA)
Penalty Min: 5 (3/10/18; 5-2 L at COL)
Goal Streak: 2-2x (last: 3/1/18-3/3/18; 2g, 0a)
Assist Streak: 2-4x (last: 3/9/17-3/11/17; 0g, 3a)
Point Streak: 3-4x (last: 2/13/17-2/16/17; 3g, 2a)

PERSONAL

Jordan and his wife, Courtney, spend their summers in Alberta… He began playing hockey at 4 years old and his first team was LJ Auto Body… Jordan's biggest influence on his career are his parents… Growing up, his favorite team was the Philadelphia Flyers and his favorite player was Eric Lindros… His first job was working as a RV detailer… His favorite television show is Entourage, favorite movie is Tin Cup, favorite artist is Jason Aldean and favorite actor is Mark Wahlberg, who is also the person he would most like to meet… His favorite app is Instagram… His favorite food is steak and potatoes, favorite holiday is Christmas, and favorite vacation spot is Cabo San Lucas… Other than hockey, Jordan's favorite sport is football and his favorite athlete is Tom Brady… His favorite road city is Montreal and his favorite road arena is the Staples Center in Los Angeles… Jordan's most memorable hockey moment is his first NHL game on Dec. 6, 2014.





2017-18 SEASON

Completed his fourth NHL season with the Coyotes… Posted 15 points (6g, 9a) in 81 games… Matched his career high in games played… Scored his first goal of the season at PHI (10/30)… Registered an assist while playing in his 200th career game vs. PIT (12/16)… Posted his first multi-point game of the season (1g, 1a) vs. TOR (12/28)… Logged a season-high 18:08 of ice time vs. ANA (2/24)… Recorded a goal in back-to-back games vs. MIN (3/1) and vs. OTT (3/3)… Posted his first career fighting major against Nathan MacKinnon at COL (3/10)… Games missed due to injury: 1… **Longest goal streak**: 2 games (3/1-3/3; 2g, 0a)… **Longest point streak**: 2 games (3/1-3/3; 2g, 0a)… **Multi-point games**: 1 (12/28; 7-4 L vs. TOR).

CAREER

Is entering his fifth NHL season and first with the Hurricanes… Acquired from the Arizona Coyotes on May 3, 2018 along with a fourth-round pick in the 2018 NHL Draft (Luke Henman) in exchange for Marcus Kruger and a third-round pick in the 2018 NHL Draft (Ty Emberson)… Signed a two-year contract on July 22, 2017 that runs through the 2018-19 season… **2008-09**: Appeared in two games with Drayton Valley of the Alberta Junior Hockey League (AJHL)… **2009-10**: Posted 40 points (21g, 19a) in 59 games with Drayton Valley… Led the team in goals (21)… Posted a three-game goal streak from 12/15-12/20 (4g)… Recorded a five-game point streak from 1/3-1/12 (3g, 3a)… Closed the regular season with a six-game point streak (4g, 4a)… **2010-11**: Played 78 games with Vancouver (WHL), recording 28 points (11g, 17a)… Scored a goal in his WHL debut vs. Chilliwack (9/24)… Scored goals in back-to-back games vs. Brandon (10/22) and vs. Everett (10/23), and repeated the feat at Edmonton (11/26) and at Red Deer (11/27)… Registered his first WHL three-point game vs. Seattle (2/18; 2g, 1a)… Notched a three-game point streak from 2/25-2/27 (1g, 4a)… Appeared in four playoff games, scoring his first WHL playoff goal vs. Tri-City (3/26)… **2011-12**: Skated in 72 WHL games with Vancouver, posting 64 points (40g, 24a)… Finished second on the team in goals (40) and third in points (64)… Tied for the team lead in game-winning goals (5)… Recorded 15 multi-point games… Registered back-to-back three-point games vs. Victoria (10/21; 1g, 2a) and vs. Kelowna (10/23; 2g, 1a)… Posted his first WHL hat trick at Prince George (10/28)… Capped off an eight-game point streak from 11/20-12/9 (10g, 2a) with a hat trick vs. Portland (12/9)… Posted a five-game point streak from 12/30-1/13 (5g, 2a)… Recorded a four-game point streak from 3/9-3/16 (6g, 3a), including a four-point game (3g, 1a) vs. Kelowna (3/16)… Opened the playoffs with back-to-back four-point games vs. Spokane (3/23; 2g, 2a and 3/24; 1g, 3a)… Appeared in six playoff games with nine points (3g, 6a)… Drafted in the second round, 58th overall by the Arizona Coyotes… **2012-13**: Played his first professional season, appearing in 53 games with Portland (AHL), recording 19 points (9g, 10a)… Registered his first AHL point (assist) at Manchester (11/25)… Scored his first pro goal at Wilkes-Barre/Scranton (12/8)… Notched a three-game point streak from 2/26-3/3, including a three-point game (2g, 1a) vs. Providence (2/26)… Posted a three-game point streak from 3/24-3/29 (2g, 1a)… Appeared in three playoff games, recording his first AHL playoff point (assist) at Syracuse (4/27)… **2013-14**: Skated in 67 games with Portland, registering 30 points (14g, 16a)… Scored a goal in back-to-back games vs. Worcester (12/14) and at Manchester (12/20), and repeated the feat at Albany (3/7) and vs. Worcester (3/8)… Recorded a four-game point streak from 3/29-4/5 (2g, 4a)… **2014-15**: Posted 43 points (15g, 28a) in 62 AHL games with Portland and had an assist in eight NHL games with Arizona… Began the season in the AHL… Posted a five-game point streak from 11/21-12/13 (2g, 5a)… Made his NHL debut vs. BOS (12/6) and played second NHL game vs. NSH (12/11) before being reassigned to the AHL… Registered a four-game point streak from 12/19-12/28 (3g, 2a)… Recalled to Arizona in Feb., playing six games from 2/13-2/24… Recorded his first NHL point (assist) and logged a season-high 16:16 of ice time at COL (2/16)… After returning to Portland, he posted a four-game point streak from 3/1-3/8 (3g, 5a)… Recorded a five-game point streak from 3/14-3/25 (1g, 6a)… **2015-16**: Skated in 81 games with the Coyotes, posting 24 points (9g, 15a)… Led all Coyotes forwards in shorthanded time on ice (209:28)… Scored his first NHL goal, also the game-winner, against Marc-Andre Fleury vs. PIT (10/10)… Logged a season-high 20:15 of ice time vs. COL (11/5)… Posted his first career multi-point game (1g, 1a) vs. CBJ (12/17)… Registered two assists at EDM (1/2)… Scored the game-winning goal vs. LA (1/23)… Recorded a three-game point streak from 1/26-2/4 (2g, 2a)… Notched a three-game point streak from 2/22-2/25 (1g, 2a)… Scored his first career shorthanded goal vs. FLA (3/5)… **2016-17**: Appeared in 77 games with Arizona, recording career highs in goals (11) and points (25)… Opened the season with a three-game point streak from 10/15-10/20 (2g, 2a)… Scored two goals at COL (11/8)… Logged a career-high 20:22 of ice time vs. CGY (12/8)… Skated in his 200th career game vs. PIT (12/16)… Had a three-game point streak from 2/13-2/16 (3g, 2a), including a shorthanded game-winning goal in a three-point game (2g, 1a) at LA (2/16)… Scored the game-winning goal at CAR (3/3)…Registered two assists vs. NJ (3/11).



BROCK McGINN 23

Left Wing • Shoots Left

6'0" • 187 lbs.

2/2/94 • Fergus, Ontario

Acquired: 2012 NHL Draft

2017-18 Team: Carolina (NHL)

Drafted: Carolina 2012 (2-47-2)

CAREER STATS

			REGULAR SEASON					PLAYOFFS				
YEAR	**TEAM**	**LEAGUE**	**GP**	**G**	**A**	**P**	**PIM**	**GP**	**G**	**A**	**P**	**PIM**
2010-11	Guelph	OHL	68	10	4	14	38	6	0	0	0	2
2011-12 (a)	Guelph	OHL	33	12	7	19	25	6	1	1	2	8
2012-13 (b)	Guelph	OHL	68	28	26	54	71	3	2	2	4	11
	Charlotte	AHL	4	0	0	0	0	2	0	0	0	2
2013-14	Guelph	OHL	58	43	42	85	45	12	6	6	12	21
2014-15	Charlotte	AHL	73	15	12	27	38	–	–	–	–	–
2015-16	**Carolina**	**NHL**	**21**	**3**	**1**	**4**	**10**	**–**	**–**	**–**	**–**	**–**
	Charlotte	AHL	48	19	16	35	29	–	–	–	–	–
2016-17	**Carolina**	**NHL**	**57**	**7**	**9**	**16**	**6**	**–**	**–**	**–**	**–**	**–**
	Charlotte	AHL	9	5	3	8	6	–	–	–	–	–
2017-18	**Carolina**	**NHL**	**80**	**16**	**14**	**30**	**22**	**–**	**–**	**–**	**–**	**–**
Hurricanes/NHL Totals (3 Seasons)			**158**	**26**	**24**	**50**	**38**	**–**	**–**	**–**	**–**	**–**

(a) June 23, 2012—Selected by the Carolina Hurricanes in the 2012 NHL Draft. Second Hurricanes pick, 47th overall, second round.
(b) April 3, 2013—Signed a three-year, entry-level contract with the Carolina Hurricanes.

HIGHLIGHTS

NHL FIRSTS:
Game: 10/16/15; 5-3 W at DET
Point: 10/16/15; 5-3 W at DET (goal)
Goal: 10/16/15; 5-3 W at DET (Howard)

SHOOTOUTS:
4 attempts, 3 goals (75.0%)
1 game-deciding goal

NHL HIGHS:
Goals: 2-4x (Last: 2/10/18; 3-1 W vs. COL)
Assists: 3 (1/14/17; 7-4 W vs. NYI)
Points: 4 (1/14/17; 7-4 W vs. NYI)
Penalty Min: 7 (12/2/17; 3-2 OT W vs. FLA)
Goal Streak: 3 games-2x (Last: 11/7/17-11/11/17: 4g)
Assist Streak: 2 games-3x (Last: 1/14/18-1/20/18: 2a)
Point Streak: 3 games-2x (Last: 11/7/17-11/11/17: 4g)

PERSONAL

Brock is single and spends his summers in Belwood, Ont… His nickname is Ginner… His older brothers Jamie (Florida Panthers) and Tye (Tucson Roadrunners) also play professionally… Brock started skating at two years old and his family had the biggest influence on his career… His favorite team growing up was Montreal and his favorite player was Alex Kovalev… Brock's favorite television show is Shark Tank and favorite movie is Step Brothers… His favorite app is Instagram and biggest game-day habit is a nap… His favorite restaurant is Nina's and favorite meal is pasta and chicken parmesan… He enjoys golf when he has time away from the rink… His favorite sport to watch outside of hockey is baseball and his favorite team is the Toronto Blue Jays… Brock's favorite holiday is Christmas and the person he would most like to meet is Will Ferrell… His favorite road city is Los Angeles, favorite road arena is Bell Centre and favorite team to play against is the New York Islanders… His most memorable hockey moment was winning the Ontario Hockey League championship with the Guelph Storm… Brock is on Twitter at @BrockMcGinn21.





2017-18 SEASON

Completed his third NHL season with the Hurricanes… Registered 30 points (16g, 14a) in 80 games with Carolina, marking career highs in games played, goals, assists, points, penalty minutes (22), power-play goals (2) and shots (159)… Ranked second on the team in hits (137) and tied for fifth in goals… Earned an assist in the season opener vs. MIN (10/7)… Earned two assists at DAL (10/21)… Scored his first goal of the season and was (+3) at TOR (10/26)… Scored a goal in three straight games (11/7-11/11: 4g), matching his career-long goal streak… Tallied his third career multi-goal game (2g) vs. CHI (11/11)… Scored a goal in his 100th NHL/Hurricanes game at CBJ (11/28)… Recorded a career-high seven penalty minutes, including his first career fighting major, vs. FLA (12/2)… Scored his first career power-play goal at TB (1/9)… Tied his career high with six shots and earned an assist vs. CGY (1/14)… Recorded his second multi-goal game (2g) of the season, including the game-winning goal, vs. COL (2/10)… Scored a power-play goal at BOS (2/27)… Recorded two points (1g, 1a), including his first career shorthanded goal, vs. BOS (3/13)… Logged a career-high 21:05 of ice time vs. ARI (3/22)… Games missed due to injury: 1… Was a healthy extra for one game… **Longest goal streak:** 3 games (11/7-11/11: 4g)… **Longest assist streak:** 2 games (10/19-10/21: 3a; 12/15-12/16: 2a; 1/14-1/20: 2a)… **Longest point streak:** 3 games (11/7-11/11: 4g)… **Multi-goal games:** 2 (Last: 2/10 vs. COL: 2g)… **Multi-assist games:** 1 (10/21 at DAL: 2a)… **Multi-point games:** 4 (Last: 3/13 vs. BOS: 1g, 1a).

CAREER

Is entering his fourth NHL season with the Hurricanes… Selected by the Hurricanes in the second round (47th overall) of the 2012 NHL Draft and signed a three-year, entry-level contract with Carolina on 4/3/13… Completed his junior hockey career with 172 points (93g, 79a) and 179 penalty minutes in 227 games with Guelph in the Ontario Hockey League (OHL)… Is the younger brother of Arizona Coyotes forward Jamie McGinn and Tampa Bay Lightning forward Tye McGinn… Was coached by former Carolina forward Scott Walker in Guelph… Played for the Guelph Junior Storm prior to beginning his OHL career in 2010-11… **2010-11:** Had 14 points (10g, 4a) and 38 penalty minutes during his rookie OHL season… Made his OHL debut vs. Owen Sound (9/24)… Earned his first OHL point with an assist vs. Sault Ste. Marie (10/17)… Scored his first OHL goal at Erie (11/10/10)… **2011-12:** Completed his second season of major junior hockey, notching 12 goals and earning seven assists (19 points) in 33 games with Guelph (OHL)… Selected as an alternate captain for the Storm prior to the season… Earned his first point of the season with an assist in the opener at Windsor (9/22)… Earned a pair of assists at Sudbury (10/28)… Had goals in three consecutive games from 10/29-11/5… Netted a pair of goals including the game-winner at Erie (11/19)… Scored a goal and added an assist at Mississauga (11/27)… Missed more than two months of action after suffering a wrist injury in December… Returned to action at Erie (2/29)… Scored two power-play goals and had an assist at Erie (3/11)… Had two points (1g, 1a) in six OHL playoff games as Guelph fell to Plymouth in the opening round… **2012-13:** Ranked second among Storm skaters in goals (28) and fourth in points (54), registering a plus-7 plus/minus rating in 68 games… Had 12 multi-point games… Scored a goal and earned two assists vs. Erie (11/23)… Netted a pair of goals and was (+3) at Erie (12/28)… Had a six-game, goal-scoring streak from 1/13-1/26 (8g), including multi-goal efforts at Peterborough (1/17) and vs. Owen Sound (1/25)… Earned his first career hat trick with three goals including the shorthanded game-winner vs. Niagara (2/22)… Had points in each of his three playoff games, including a two-goal effort on 3/29, as Guelph was eliminated by Kitchener… **2013-14:** Ranked seventh in the OHL in goals (43) and tied for 17th in points (85) during his final season of junior hockey with Guelph… Finished second among Western Conference skaters in four categories of the annual Coaches Poll: smartest player, hardest worker, best body checker and best shootout scorer… Began the season with a 23-game point streak (9/20-11/19: 20g, 20a), the second-longest point streak in the OHL for the season… Had nine multi-goal games, including three hat tricks: 10/13 at Kingston, 10/22 at Kitchener and 3/12 vs. Kitchener… Had seven multi-assist games, including a career-high four assists vs. Sarnia (3/14)… Earned at least one point in 50 of his 58 games played, including multiple points in 20 games… Was named OHL Player of the Week after totaling eight points (5g, 3a) in three games from 10/21-10/27… Scored two goals and added three assists for a career-high, five-point game at Mississauga (11/19), the final game of his season-opening point streak… Totaled 12 points (6g, 6a) in 12 OHL playoff games as Guelph captured the OHL championship… Served an eight-game suspension as a result of a checking-to-the-head incident in Game 3 at Plymouth (3/25)… Finished the OHL playoffs on a six-game point streak (4/25-5/9: 3g, 4a)… Scored one goal and added four assists (5 points) during the Memorial Cup in London, Ont., as Guelph advanced to the championship game before falling to Edmonton… **2014-15:** Completed his first full professional season with Charlotte (AHL), ranking third on the team and first among rookies with 15 goals… Was sixth on the team with 27 points and tied for fourth with three power-play goals… Scored on two of three shootout attempts… Recorded his first professional point with an assist at Chicago (10/12)… Dropped the gloves with Andreas Athanasiou for his first pro fight vs. Grand Rapids (10/18)… Scored his first professional goal in a 5-1 win at Iowa (10/24)… Missed the 11/2 game vs. Hamilton as the result of a checking to the head suspension earned 10/31 vs. Hamilton… Recorded a career-high three points (2g, 1a), including his first multi-goal outing and first power-play goal, at Oklahoma City (11/21)… Had his second multi-goal game of the season by striking twice vs. Iowa (12/18)… Extended his goal/point streak to a career-best four games (5g, 1a) with a power-play tally at Toronto (2/22)… Scored with 3:39 remaining in regulation to record his first career game-winning goal and the Checkers' last-ever goal at Time Warner Cable Arena vs. Rockford (4/12)… **2015-16:** Appeared in his first NHL season with the Hurricanes, skating in 21 games on the NHL level… Spent the majority of the season with the Charlotte Checkers (AHL), and established AHL career highs in goals (19), assists (16) and points (35) in 48 games… Made NHL/Hurricanes debut at DET (10/16), netting first career NHL/Hurricanes point with a goal 0:55 into the first period, and adding his first career assist… Registered his first NHL penalty with two PIM in 13:38 of ice time at WSH (10/17)… Scored his second NHL goal of the season at NYI (10/29)… Posted a three-game point streak with the Charlotte Checkers (AHL) from 4/9-4/15 (4g, 2a)… **2016-17:** Appeared in his second NHL season with the Hurricanes, skating in a career-high 57 games at the NHL level… Posted then-career highs in goals (7), assists (9) and points (16)… Registered eight points (5g, 3a) in nine games with the Charlotte Checkers (AHL) before being recalled on Nov. 11… Carolina was 8-1-0 in games this season when he recorded a point… Missed two games due to an upper-body injury (11/26-11/27)… Notched his first assist/point of the season, recorded one hit, and was (+1) in 9:04 of ice time at NYR (12/3)… Scored his first goal of the season and notched an assist at LA (12/8) for his second career multi-point game… Notched two assists for his first career multi-assist game at STL (1/5)… Scored two goals for his first career multi-goal game vs. BUF (1/3)… Earned his first NHL four-point performance with a goal and three assists vs. NYI (1/14)… Named the NHL's Third Star of the Week (1/16)… Missed game vs. CGY (2/26) due to an upper-body injury… Returned to action at FLA (2/28), but left after the first period with an upper-body injury… Missed the following eight games with the injury (3/1-3/14).



PETR MRAZEK 34

Goaltender • Catches Left

6'1" • 190 lbs.

2/14/92 • Ostrava, Czech Republic

Acquired: 7/1/18, Signed as a free agent

2017-18 Teams: Detroit/Philadelphia (NHL)

Drafted: Detroit 2010 (5-141-5)

CAREER STATS

			REGULAR SEASON						PLAYOFFS					
YEAR	**TEAM**	**LEAGUE**	**GP**	**MIN**	**GA**	**SO**	**GAA**	**W-L-OT**	**GP**	**MIN**	**GA**	**SO**	**GAA**	**W-L**
2009-10 (a)	Ottawa	OHL	30	1562	78	3	3.00	12-9-1	8	451	18	0	2.93	4-4
2010-11	Ottawa	OHL	52	3089	146	4	2.84	33-15-3	4	224	21	0	5.63	0-3
2011-12	Ottawa	OHL	50	3016	143	3	2.84	30-13-6	17	1065	46	0	2.59	9-8
2012-13	**Detroit**	**NHL**	**2**	**119**	**4**	**0**	**2.02**	**1-1-0**	**–**	**–**	**–**	**–**	**–**	**–**
	Toledo	ECHL	3	179	6	0	2.02	2-1-0	–	–	–	–	–	–
	Grand Rapids	AHL	42	2498	97	1	2.33	23-16-2	24	1431	55	4	2.31	15-9
2013-14	**Detroit**	**NHL**	**9**	**449**	**13**	**2**	**1.74**	**2-4-0**	**–**	**–**	**–**	**–**	**–**	**–**
	Grand Rapids	AHL	32	1830	64	3	2.10	22-9-1	10	600	28	0	2.80	5-5
2014-15	**Detroit**	**NHL**	**29**	**1585**	**63**	**3**	**2.38**	**16-9-2**	**7**	**398**	**14**	**2**	**2.11**	**3-4**
	Grand Rapids	AHL	13	757	26	3	2.06	9-2-1	–	–	–	–	–	–
2015-16	**Detroit**	**NHL**	**54**	**2942**	**115**	**4**	**2.33**	**27-16-6**	**3**	**177**	**4**	**1**	**1.35**	**1-2**
2016-17	**Detroit**	**NHL**	**50**	**2873**	**145**	**1**	**3.04**	**18-21-9**	**–**	**–**	**–**	**–**	**–**	**–**
2017-18 (b, c)	**Detroit**	**NHL**	**22**	**1184**	**57**	**3**	**2.89**	**8-7-3**	**–**	**–**	**–**	**–**	**–**	**–**
	Philadelphia	**NHL**	**17**	**913**	**49**	**1**	**3.22**	**6-6-3**	**1**	**31**	**2**	**0**	**3.87**	**0-0**
NHL Totals (6 seasons)			**183**	**10,068**	**446**	**14**	**2.66**	**78-64-23**	**11**	**606**	**20**	**3**	**1.98**	**4-6**

(a) June 26, 2010—Selected by the Detroit Red Wings in the 2010 NHL Draft. Fifth Red Wings pick, 141st overall, fifth round.
(b) February 19, 2018)—Acquired by the Philadelphia Flyers from the Detroit Red Wings in exchange for a third-round selection in the 2018 NHL Draft (Seth Barton).
(c) July 1, 2018—Signed by the Carolina Hurricanes as a free agent to a one-year contract.

HIGHLIGHTS

NHL FIRSTS:

Game: 2/7/13; 5-1 W at STL
Win: 2/7/13; 5-1 W at STL
Shutout: 11/2/13; 5-0 W at EDM

NHL SHOOTOUTS AND PENALTY SHOTS:

Shootout Stats: 12-6 (21 goals on 79 attempts)
Career Penalty Shots: 1 (0 goals on 1 attempt)

NHL HIGHS:

Saves: 44 (10/10/15; 4-3 W at CAR)
Shots Faced: 47 (10/10/15; 4-3 W at CAR)
Win Streak: 5-2x (last: 1/2/16-1/14/16)
Streak w/out Regulation Loss: 7 (11/18/15-12/10/15; 4-0-3)
Shutout Sequence: 145:05 (1/7/18-1/23/18)

PERSONAL

Petr and his wife, Sara, spend their summers in Prague… He began playing hockey at the age of 4 and his biggest influences have been his parents… The best advice he has received was given by his dad – "once you're going to jump off the train, you're never going to catch it back"… Growing up, his favorite player was Dominik Hasek and his favorite team was the Detroit Red Wings… Petr's favorite television show is Prison Break, favorite type of music is house music, and favorite video game is FIFA… Besides hockey, his favorite sports are soccer, tennis, and golf and his favorite athlete is Roger Federer, who is also the person he would most like to meet… His favorite food is gnocchi and favorite restaurant is Nuster… Petr likes to vacation in Seychelles… His favorite road city is Los Angeles and his favorite road arena is the Enterprise Center in St. Louis… Petr says his most memorable hockey moment is his first NHL game on Feb. 7, 2013.







2017-18 SEASON

Completed his sixth NHL season, appearing in 22 games with the Red Wings and 17 with the Flyers… Posted a 14-13-6 record with four shutouts, a 3.03 goals-against average and a .902 save percentage… Faced a season-high 41 shots and tied a season-high with 37 saves vs. WSH (10/20)… Posted a 36-save shutout at EDM (11/5)… Recorded shutouts in back-to-back starts at CHI (1/14; 27 saves) and at NJ (1/22; 37 saves)… Posted a career-long shutout sequence of 145:05 from 1/7-1/23, making 70 consecutive saves… Stopped 30 of 31 shots vs. SJ (1/31)… Made 36 saves on 37 shots at CAR (2/2)… Registered 31 saves on 32 shots at NSH (2/17)… Traded by Detroit to Philadelphia (2/19) in exchange for a third-round pick in the 2018 NHL Draft (Seth Barton)… Started seven consecutive games after being acquired by the Flyers (2/22-3/7)… Won his first three starts for Philadelphia (2/22-2/26)… Made 28 saves at MTL (2/26) for his fourth shutout of the season… Made 36 saves vs. BOS (4/1)… Made a relief appearance in one playoff game at PIT (4/11)… Served as backup for: 42 games… **Saves**: 974… **Shots Faced**: 1080… **Win Streak**: 3 (2/22-2/26)… **Starts Streak**: 7 (2/22-3/7)… **Streak w/out Regulation Loss**: 5 (1/14-2/2; 4-0-1).

CAREER

Is entering his seventh NHL season and first with the Hurricanes… Signed as a free agent to a one-year deal by Carolina on July 1, 2018… Represented the Czech Republic at the 2012 IIHF World Junior Championship, the 2012 and 2017 IIHF World Championships and the 2016 World Cup of Hockey… Won a bronze medal at the 2012 World Championship… **2009-10**: Topped all OHL rookies with a 3.00 GAA, a .905 save percentage and three shutouts in 30 games with the Ottawa 67's… Won the league's F.W. "Dinty" Moore Trophy for the top rookie GAA and earned a spot on the OHL Second All-Rookie Team… Posted a 12-9-1 record… Stopped 24 of 25 shots and earned a win in his OHL debut at Sudbury (9/19)… Made a season-high 48 saves at Oshawa (10/4)… Recorded his first career OHL shutout with 25 saves at Brampton (11/29)… Appeared in eight playoff games, posting a 4-4 record with a 2.93 GAA and .928 save percentage… Appeared in relief for his first OHL playoff game at Niagara (3/25)… Stopped 31 of 32 shots in his first playoff start and earned his first playoff win vs. Niagara (3/28)… **2010-11**: Led all OHL goaltenders with a .920 save percentage, ranked third in the league in wins (33), fifth in GAA (2.84), tied for second in shutouts (4), saves (1,684) and shootout wins (4) and third in shootout percentage (.824)… Led Ottawa to an East Division championship with a 33-15-3 record…Named to the OHL Third All-Star Team… Registered an eight-game winning streak from 11/12-12/3 and earned points in 14 straight games from 11/12-12/29 (12-0-2)… Made a season-high 48 saves vs. Peterborough (12/17)… Appeared in four playoff games, posting an 0-3 record with a 5.63 GAA and .868 save percentage… **2011-12**: Appeared in 50 games with the Ottawa 67's and posted a 30-13-6 record, a 2.84 goals against average, a .917 save percentage and three shutouts… Ranked among the OHL's goaltending leaders in wins (4th), GAA (9th), save percentage (8th), shutouts (t-6th) and saves (1,577, 6th)… Starred for the Czech Republic at the World Junior Championship in Calgary and Edmonton, earning a spot on the tournament's All-Star Team, winning the IIHF Directorate Top Goaltender award and being named a top-three player on his team… Made 52 saves in a 5-2 win to help his country upset the United States (12/30) …Debuted with the men's national team at the World Championship in Finland and Sweden, allowing no goals in 9:12 of game action… Made a season-high 47 saves at Kitchener (10/23)… Won six straight decisions from 1/15-2/3… Led Ottawa to the Eastern Conference Final, posting a 9-8 record with a 2.59 GAA and a .926 save percentage… Made more than 30 saves in 11 of his 17 postseason appearances, including a pair of 44-save wins and a 49-save overtime loss at Niagara (4/20)… **2012-13**: Saw action in three games with the Red Wings as a first-year pro… Won his NHL debut, stopping 26 of 27 shots at STL (2/7)… Became the second goalie in hockey history to win his NHL, AHL and ECHL debuts in the same season (Alex Auld) after winning with Toledo (10/13 vs. Kalamazoo), Grand Rapids (11/3 at Texas) and Detroit (2/7 at STL)… Also became second-youngest Red Wings goalie to win his Detroit debut (Bill Beveridge)… Posted a 1-1 record with a 2.02 GAA and .922 save percentage in two starts with the Red Wings… Backstopped the Griffins to their first-ever Calder Cup, playing every minute of the team's postseason run… Posted one of the best rookie seasons in Griffins history in wins (2nd), GAA (3rd) and save percentage (t-1st)… Went 15-9 with a 2.31 GAA and a .916 save percentage in 24 postseason games… Doubled the Griffins' all-time postseason shutout total with four during the team's championship run… Registered his first professional shutout with 32 saves vs. Abbotsford (2/2)… Named AHL Player of the Week after posting a 0.50 GAA and a .981 save percentage in two games for the week ending Feb. 3… Won four straight games from 6/5-6/12 to help the Griffins advance to the Calder Cup Finals and take a 3-0 series lead at Syracuse… Made 24 saves as the Griffins captured the Calder Cup at Syracuse (6/18)… **2013-14**: Logged 32 games with Grand Rapids and nine with Detroit in his second pro season… Posted a 2-4 record with the Red Wings with a 1.74 GAA and a .927 save percentage… Both of his NHL victories were shutouts (11/2 at EDM and 4/13 at STL)… Became the first NHL goaltender to win more than one game in a season and record a shutout in each win since Ed Chadwick (TOR, 1955-56)… Surrendered two goals or fewer in seven of his nine appearances… Recorded a 22-9-1 record with Grand Rapids… Named to the AHL's Second All-Star Team… Ranked second among AHL goalies with a 2.10 GAA and ranked third with a .924 save percentage… Posted a 10-game winning streak in which he made 274 saves on 290 shots faced (10/30-2/1)… Started in all 10 of the Griffins' playoff games, registering a 5-5 record, a 2.80 GAA and a .911 save percentage… **2014-15**: Appeared in 29 games for the Red Wings, posting a 16-9-2 record and a team-best 2.38 GAA and .918 save percentage… Won his first three starts of the season (11/20-12/7)… Recorded five straight wins from 1/13-1/27… Recorded shutouts on 2/5 at COL (28 saves), 3/28 vs. TB (23 saves) and 4/11 at CAR (35 saves)… Started all seven games in the first round against TB, registering a 3-4 record, a 2.11 GAA and a .925 save percentage… Won his NHL postseason debut with 46 saves at TB (4/16)… Shut out TB in Game 3 (22 saves) and Game 5 (28 saves) of the first-round series… Became the Red Wings' fifth rookie netminder to win his playoff debut (Chris Osgood, Bob Champoux, Glen Hall and Johnny Mowers)… Became the NHL's first goaltender to make 44+ saves during a playoff regulation game since 4/8/80 (Jiri Crha, TOR)… Became the fifth goalie in NHL history to record two shutouts in their first-ever playoff series, joining Semyon Varlamov (with WSH vs. NYR, 2009), Carey Price (with MTL vs. BOS, 2008), Ron Hextall (with PHI vs. NYR, 1987) and Tiny Thompson (with BOS vs. MTL, 1929)… Also played 13 games for Grand Rapids, owning a 9-2-1 mark with a 2.06 GAA and a .927 save percentage… Held an eight-game AHL winning streak from 11/12-2/28… **2015-16**: Played 54 games for Detroit in his first full NHL season, posting a 27-16-6 record, 2.33 GAA, .920 save percentage and four shutouts… Tied for 13th in the league in wins, 10th in save percentage, 14th in GAA and eighth in shutouts… Made a career-high 44 saves in his season debut at CAR (10/10)… Assisted on the Red Wings' first-ever goal in the new three-on-three overtime format at VAN (10/25)… Went on a 13-game run from 1/2-2/10 that saw him post a 10-2-1 record, 1.30 goals-against average, .951 save percentage and three shutouts… Won a season-best five straight starts from 1/2-1/14… Posted a career-high four shutouts, achieving the feat vs. WSH (11/10, 38 saves), at NJ (1/4, 22 saves), at BUF (1/22, 19 saves) and vs. FLA (2/8, 23 saves)… Appeared in three playoff games, posting a 1-2 record, 1.36 GAA, 0.945 save percentage and one shutout… **2016-17**: Played 50 games for the Red Wings, posting an 18-21-9 record with a 3.04 GAA, 0.901 save percentage and one shutout… Led Red Wings goalies in wins… Won four straight games from 10/17-10/27… Played his 100th NHL game at STL (10/27)… Made a season-high 42 saves for his first shutout of the season at NSH (2/4).



BRETT PESCE 22

Defenseman • Shoots Right

6'3" • 206 lbs.

11/15/94 • Tarrytown, NY

Acquired: 2013 NHL Entry Draft

2017-18 Team: Carolina (NHL)

Drafted: Carolina 2013 (2-66-3)

CAREER STATS

			REGULAR SEASON					PLAYOFFS				
YEAR	**TEAM**	**LEAGUE**	**GP**	**G**	**A**	**P**	**PIM**	**GP**	**G**	**A**	**P**	**PIM**
2008-09	North Jersey	AYHL	26	5	10	15	26	–	–	–	–	–
2009-10	North Jersey	AYHL	32	2	11	13	6	–	–	–	–	–
2010-11	North Jersey	AYHL	20	9	18	27	8	–	–	–	–	–
2011-12	Jersey Hitmen	EJHL	17	1	5	6	18	–	–	–	–	–
	USNTDP U18	U-18	4	0	0	0	0	–	–	–	–	–
2012-13 (a)	New Hampshire	HE	38	1	5	6	10	–	–	–	–	–
2013-14	New Hampshire	HE	41	7	14	21	6	–	–	–	–	–
2014-15 (b)	New Hampshire	HE	31	3	13	16	32	–	–	–	–	–
	Charlotte	AHL	4	0	1	1	6	–	–	–	–	–
2015-16	**Carolina**	**NHL**	**69**	**4**	**12**	**16**	**16**	**–**	**–**	**–**	**–**	**–**
	Charlotte	AHL	3	1	2	3	0	–	–	–	–	–
2016-17	**Carolina**	**NHL**	**82**	**2**	**18**	**20**	**20**	**–**	**–**	**–**	**–**	**–**
2017-18	**Carolina**	**NHL**	**65**	**3**	**16**	**19**	**18**	**–**	**–**	**–**	**–**	**–**
Hurricanes/NHL Totals (3 Seasons)			**216**	**9**	**46**	**55**	**54**	**–**	**–**	**–**	**–**	**–**

(a) June 30, 2013—Selected by the Carolina Hurricanes in the 2013 NHL Draft. Second Hurricanes pick, 66th overall, third round.
(b) March 27, 2015—Signed a three-year, entry-level contract with the Carolina Hurricanes.

HIGHLIGHTS

NHL FIRSTS:

Game: 10/24/15; 5-2 L at SJ
Point: 10/30/15; 3-2 W vs. COL (assist)
Goal: 11/22/15; 4-3 W vs. LA (Quick)

NHL HIGHS:

Goals: 1-9x (Last: 2/15/18; 2-5 L at NJ
Assists: 2-2x (Last: 1/4/18; 4-0 W at PIT)
Points: 2-4x (Last: 1/4/18; 4-0 W at PIT)
Penalty Min: 4 (2/4/17; 5-4 W at NYI)
Goal Streak: 2 games (11/22/15-11/23/15: 2g)
Assist Streak: 3 games (12/11/15-12/15/15: 3a)
Point Streak: 3 games (12/11/15-12/15/15: 0g, 3a)

PERSONAL

Brett is single and spends his summers in New York… He started playing hockey at the age of three and his first youth team was the Westchester Vipers… He says his dad had the biggest influence on his career and the best advice he's ever received is to "never settle in life"… His favorite team growing up was the New York Rangers and his favorite player was Ryan McDonagh… Brett's first job was in landscaping… His favorite television show is Friday Night Lights, favorite movie is Wedding Crashers, favorite actor is Kevin Hart and favorite musical artist is Luke Bryan… Brett's Twitter and Instagram handle is @brettpesce22 and his favorite app is Snapchat… His favorite website is Netflix and favorite vacation spots are Florida and Avalon, NJ… His biggest talent outside of hockey is bowling… Brett also excelled in lacrosse growing up… His favorite food is pizza and favorite video games are Halo and Call of Duty… He is a fan of the Dallas Cowboys and his favorite athlete outside of hockey is Stephen Curry… His favorite road city is Los Angeles, favorite road arena is United Center and favorite team to play against is the New York Rangers… His favorite former teammate was his older brother, Brad… The celebrity he'd most like to meet is The Rock… His favorite thing about playing in the NHL is that it's the best league in the world… Brett's most-memorable hockey moment was his first NHL goal.





2017-18 SEASON

Completed his third NHL season with the Hurricanes… Registered 19 points (3g, 16a) in 65 games… Ranked third on the team in time on ice per game (20:54) and blocked shots (101)… Recorded a season-high 26:15 of ice time at EDM (10/17)… Earned his first point of the season with an assist vs. TB (10/24)… Recorded his second career multi-assist game at PIT (1/4)… Scored the game-winning goal vs. MTL (2/1)… Recorded two points (1g, 1a) vs. VAN (2/9)… Played in his 200th NHL/Hurricanes game vs. LA (2/13)… Scored a goal at NJ (2/15)… Games missed due to injury: 17 games… **Longest assist streak:** 2 games (11/16-11/18: 2a; 12/23-12/27: 2a; 3/1-3/2: 2a; 3/8-3/12: 2a)… **Longest point streak:** 2 games (11/16-11/18: 2a; 12/23-12/27: 2a; 2/12-2/15: 1g, 1a; 3/1-3/2: 2a; 3/8-3/12: 2a)… **Multi-assist games:** 1 (1/4 at PIT: 2a)… **Multi-point games:** 1 (1/4 at PIT: 2a).

CAREER

Entering his fourth NHL season with Carolina… Selected by the Hurricanes in the third round, 66th overall, of the 2013 NHL Draft… Ranked 40th on NHL Central Scouting's final list of North American skaters for the 2013 Draft… Signed a three-year, entry-level contract with the Hurricanes on 3/27/15… Spent three seasons with the New Jersey Avalanche of the Atlantic Youth Hockey League (AYHL) from 2009-2011, totaling 40 points (11g, 29a) in 52 games… **2011-12:** Played for the New Jersey Hitmen of the Eastern Junior Hockey League (EJHL), earning six points (1g, 5a) in 17 games… Also spent time with the U.S. National Development team during the holiday break that season, appearing in four games for the Under-18 team… Represented the U.S. Under-18 team at the 2011 Ivan Hlinka Memorial Tournament in Slovakia and the Czech Republic, notching an assist on the game-winning goal vs. Russia… **2012-13:** Completed his freshman season for the University of New Hampshire (Hockey East), totaling six points (1g, 5a) in 38 games… Was sixth on the team in plus/minus (+7)… Appeared in all but one of the Wildcats' games… Earned his first career point with an assist at Colorado College (11/23)… Netted his first collegiate goal at UMass-Lowell (12/1)… **2013-14:** Played all 41 games for New Hampshire during his sophomore season, setting career highs in goals (7), assists (14) and points (21)… Netted his first goal of the season vs. UMass Lowell (11/2)… Registered a pair of assists vs. Princeton (12/29)… Had a 10-game point streak (5g, 8a) from 1/24-3/1… Scored a goal and tallied two assists for a career-high three points vs. Notre Dame (1/31)… Matched that mark with a goal and two assists in the decisive game three of the Hockey East Quarterfinals against Northeastern (3/16), including the game-winning goal with 6:19 left in the third period… **2014-15:** Completed his third year of college hockey for New Hampshire, ranking second among Wildcats defensemen in points (16) and first in assists (13)… Was tied for fourth among all UNH skaters in plus/minus (+10)… Scored a goal and added an assist vs. Michigan (10/17)… Earned points in four consecutive games from 2/7-2/20 (1g, 4a)… Assisted on all three of UNH's goals in a 3-0 victory against Merrimack (2/28)… Completed his collegiate career with 43 points (11g, 32a) in 110 games for New Hampshire…Joined Charlotte of the American Hockey League (AHL) after signing his professional contract with the Hurricanes on 3/27, appearing in four games for the Checkers… Made his pro debut vs. Oklahoma City (4/2)… Earned his first pro point with an assist vs. Oklahoma City (4/3)… **2015-16:** Completed his rookie season with Carolina, totaling 16 points (4g, 12a) in 69 games… Appeared in three games on the American Hockey League (AHL) level for Charlotte, posting three points (1g, 2a)… Was tied for fourth among NHL rookie defensemen in goals (4) and tied for sixth in scoring (16 points)… Ranked ninth among all NHL defensemen in takeaways (43) and ninth among NHL rookie defensemen in blocks (83)… Made his NHL/Hurricanes debut at SJ (10/24)… Earned first NHL/Hurricanes point (assist) vs. COL (10/30)… Beat Jonathan Quick for his first NHL goal and added an assist vs. LA (11/22) for his first career multi-point game… Had a two-game goal streak from 11/22-11/23 (2g, 1a)… Posted a three-game point streak from 12/11-12/15 (0g, 3a)… Games missed due to injury: 6 (Lower-body: 1/15-1/17, 1/24, 2/3-2/7)… **2016-17:** Completed his second NHL/Hurricanes season, setting career-highs in assists (18) and points (20)… Was one of six Carolina players to skate in all 82 games… Tied for first on the team and 10th among all league defensemen with a plus-23 rating… His plus-23 rating was tied for the fourth-best plus/minus season in franchise history… Ranked second on the team with 148 blocked shots… Notched an assist in his 100th NHL/Hurricanes game vs. BUF (12/17)… Registered assists and points in two straight games from 12/17-12/22 (0g, 2a)… Had assists and points in two straight games from 3/11-3/13 (0g, 2a)… Set a new career high with his 17th point of the season vs. DET (3/28)… Earned his first multi-point game of the season with two assists, and registered a career high 27:17 of ice time vs. STL (4/8).



VICTOR RASK 49

Center • Shoots Left

6'2" • 200 lbs.

3/1/93 • Leksand, Sweden

Acquired: 2011 NHL Entry Draft

2017-18 Team: Carolina (NHL)

Drafted: Carolina 2011 (2-42-2)

CAREER STATS

			REGULAR SEASON					PLAYOFFS				
YEAR	**TEAM**	**LEAGUE**	**GP**	**G**	**A**	**P**	**PIM**	**GP**	**G**	**A**	**P**	**PIM**
2007-08	Leksand U18	Swe-U18	8	0	2	2	2	2	0	0	0	0
2008-09	Leksand U18	Swe-U18	26	9	6	15	8	–	–	–	–	–
2009-10	Leksand U18	Swe-U18	10	6	3	9	4	4	4	3	7	2
	Leksand Jr.	Swe-Jr.	39	22	19	41	35	5	3	2	5	2
	Leksand	Swe-2	8	0	0	0	0	–	–	–	–	–
2010-11 (a)	Leksand U18	Swe-U18	4	4	4	8	0	6	3	2	5	6
	Leksand Jr.	Swe-Jr.	13	3	9	12	2	–	–	–	–	–
	Leksand	Swe-2	37	5	6	11	8	–	–	–	–	–
2011-12 (b)	Calgary	WHL	64	33	30	63	21	–	–	–	–	–
2012-13	Calgary	WHL	37	14	27	41	16	17	6	10	16	10
	Charlotte	AHL	10	1	4	5	0	–	–	–	–	–
2013-14	Charlotte	AHL	76	16	23	39	20	–	–	–	–	–
2014-15	**Carolina**	**NHL**	**80**	**11**	**22**	**33**	**16**	**–**	**–**	**–**	**–**	**–**
2015-16	**Carolina**	**NHL**	**80**	**21**	**27**	**48**	**24**	**–**	**–**	**–**	**–**	**–**
2016-17	**Carolina**	**NHL**	**82**	**16**	**29**	**45**	**16**	**–**	**–**	**–**	**–**	**–**
2017-18	**Carolina**	**NHL**	**71**	**14**	**17**	**31**	**12**	**–**	**–**	**–**	**–**	**–**
Hurricanes/NHL Totals (4 Seasons)			**313**	**62**	**95**	**157**	**68**	**–**	**–**	**–**	**–**	**–**

(a) June 25, 2011—Selected by the Carolina Hurricanes in the 2011 NHL Entry Draft. Second Hurricanes pick, 42nd overall, second round.

(b) Oct. 20, 2011—Signed by the Carolina Hurricanes to a three-year, entry-level contract.

HIGHLIGHTS

NHL FIRSTS:

Game: 10/10/14; 5-3 CAR L vs. NYI

Point: 11/2/14; 3-2 CAR W vs. LA (goal)

Goal: 11/2/14; 3-2 CAR W vs. LA (Quick)

SHOOTOUTS:

8 attempts, 1 goal (12.5%)

1 game-deciding goal

NHL HIGHS:

Goals: 2-3x (Last: 1/2/18; 4-5 OT L vs. WSH)

Assists: 3-2x (Last: 12/8/15; 6-5 CAR L at DAL)

Points: 3-5x (Last: 1/10/17; 5-3 W vs. CBJ)

Penalty Min: 4-2x (Last: 4/6/17; 0-3 L vs. NYI)

Goal Streak: 3 games-2x (Last: 12/7/17-12/11/17: 3g)

Assist Streak: 4 games-2x (Last: 12/8/15-12/16/15: 6a)

Point Streak: 8 games (10/13-10/30: 4g, 6a)

PERSONAL

Victor is single and spends his summers in his hometown of Leksand, Sweden… He started playing hockey at the age of two and the biggest influences on his career were his mom and dad… His favorite player growing up was Peter Forsberg… His first job was as a hockey player… His older sister, Fanny, has twice represented Sweden at the Olympic Games in women's ice hockey… Victor's favorite television show is The Walking Dead, favorite movie is 8 Mile, favorite musical artist is Wiz Khalifa… His biggest game-day habit is his nap… His favorite vacation spot is Spain and favorite sport to play outside of hockey is soccer… His favorite non-hockey athlete is LeBron James and favorite team outside of hockey is Real Madrid… Victor's Twitter username is @victorrask… His favorite video games are Call of Duty and FIFA… The celebrity he would most like to meet is Justin Bieber… His favorite holiday is Christmas… Victor's most memorable hockey moment was winning the gold medal at the World Junior Championship in 2012… His favorite road city is Los Angeles and favorite road arena is the Scotiabank Saddledome… His favorite part of playing in the NHL is being a part of the best league in the world.





2017-18 SEASON

Completed his fourth NHL season with the Hurricanes… Registered 31 points (14g, 17a) in 71 games… Ranked tied for third on the team in game-winning goals (3) and tied for fourth in power-play goals (4)… Earned two points (1g, 1a) in the Hurricanes' season opener vs. MIN (10/7)… Tallied two points (1g, 1a), including the game-winning goal, at TOR (10/26)… Registered two points (1g, 1a) vs. NSH (11/26)… Scored a goal in three straight games (12/7-12/11: 3g) … Scored a power-play goal at LA (12/9)… Scored two goals vs. WSH (1/2)… Scored the game-winning goal at WSH (1/11)… Tallied two assists at MTL (1/25)… Scored the game-winning goal vs. OTT (1/30)… Earned two assists vs. LA (2/13)… Played in his 300th NHL/Hurricanes game vs. NJ (2/18)… Scored a power-play goal at NYR (3/12)… Recorded two points (1g, 1a) at NYI (3/18)… Games missed due to injury: 9… Was a healthy extra in two games… **Longest goal streak:** 3 games (12/7-12/11: 3g)… **Longest assist streak:** 2 games (1/14-1/20: 2a; 2/13-2/15: 3a; 2/24-2/27: 2a)… **Longest point streak:** 3 games (12/7-12/11: 3a; 1/25-2/1: 1g, 3a)… **Multi-goal games:** 1 (1/2 vs. WSH: 2g)… **Multi-assist games:** 2 (Last: 2/13 vs. LA (2a)… **Multi-point games:** 7 (Last: 3/18 at NYI: 1g, 1a).

CAREER

Entering his fifth NHL season with the Hurricanes… Signed a six-year contract with Carolina on 7/12/16, which goes through the 2021-22 season… Originally selected by Carolina in the second round, 42nd overall, of the 2011 NHL Entry Draft… Had 44 points (17g, 27a) in 86 career American Hockey League (AHL) games with Charlotte prior to spending the entire 2014-15 season in the NHL… Totaled 104 points (47g, 57a) in 101 career games with Calgary of the Western Hockey League (WHL) before turning professional… Has represented Sweden in 14 international competitions… Skated in four games at the 2009 Ivan Hlinka Memorial Tournament… Totaled five points (3g, 2a) and was (+6) in six games at the 2010 U18 World Junior Championship in Belarus, helping Sweden capture the silver medal… Had eight points (1g, 7a) in six games and was the Player of the Game in the bronze-medal match at the 2010 World U17 Hockey Challenge in Timmons, Ontario… Earned five points (2g, 3a) and was (+5) in six games at the 2011 U18 World Junior Championships in Germany, as Sweden again won silver… Was named one of Sweden's top three players in that tournament… Played six games at the 2012 IIHF World Junior Championship in Canada, helping Sweden capture gold at the event for the first time in 31 years… Again represented Sweden at the 2013 World Junior Championship, earning four points (2g, 2a) in six games to help Sweden win silver… Made his IIHF World Championship debut at the 2015 Worlds in the Czech Republic… Won gold with Sweden at the 2017 IIHF World Championship in France and Germany… **2009-10:** Played his first season for Leksand's J-20 Super Elite team in 2009-10, netting 22 goals and adding 19 assists (41 points) in 39 games… Also made his debut in Allsvenskan, the top Swedish minor league, skating in eight games… **2010-11:** Spent the majority of the season with Leksand's team in Allsvenskan, earning 11 points (5g, 6a) in 37 games… Also played for Leksand's junior squad, scoring 12 points (3g, 9a) in 13 games, and had eight points (4g, 4a) in four games with Leksand's U18 team… **2011-12:** Completed his first season with Calgary (WHL), leading all Hitmen skaters in goals (33)… Ranked third on the team in scoring with 63 points (33g, 30a) in 64 games played… Earned Rookie of the Year honors for the Hitmen… Had 18 multi-point games, including five multi-goal efforts… Led Calgary and ranked tied for 15th in the WHL with 14 power-play goals… Netted his first WHL goal and added his first WHL assists in his second game, at Lethbridge (9/30)… Scored a hat trick, including two power-play tallies, at Swift Current (10/18)… Had a six-game point streak from 12/9-1/13 (2g, 5a)… Registered three consecutive multi-point efforts from 1/20-1/25, notching seven points in that span (4g, 3a)… Had a season-best, eight-game point streak from 2/15-3/2 (7g, 6a)… Notched his fourth three-point game of the season with a goal and two assists at Kootenay (3/16)… Suffered a knee injury in the final game of the regular season vs. Kootenay (3/17), and missed all of Calgary's first-round loss to Brandon… **2012-13:** Made his professional debut with Charlotte (AHL) to start the season before being assigned to his junior team in Calgary (WHL) in November… Had five points (1g, 4a) in 10 games for Charlotte on the AHL level, and 41 points (14g, 27a) in 37 WHL games for Calgary… Made his professional debut in Charlotte's season opener at Houston (10/13)… Netted his first professional goal at Milwaukee (10/19)… Earned two assists at Rockford (10/21) for his first AHL multi-point game… Was tied for second among AHL rookie skaters and tied for second on the team in plus/minus (+7) at the time of his reassignment to Calgary on 11/13… Had multi-point efforts in nine of his 37 WHL games, including five three-point games… Scored a hat trick at Tri-City (2/12)… Recorded points in each of his last six regular-season games (2g, 8a), and then scored points in each of his first 11 playoff games (5g, 9a)… His 11-game playoff point streak was the longest of any player during the WHL postseason… Totaled 16 points (6g, 10a) in 17 playoff games to lead all Hitmen skaters as Calgary advanced to the conference final before falling to Edmonton… Re-joined Charlotte in time for Game 5 of its first-round playoff series but sat out as a healthy extra as the Checkers were eliminated… **2013-14:** Completed his first full professional season with Charlotte (AHL) and was the only member of the team to play all 76 games… Ranked fifth among Checkers in assists (23) and points (39) and tied for fourth with 16 goals, leading Checkers rookies in each category… Had his first professional multi-goal game at Rockford (10/31)… Began the season with 10 points (5g, 5a) in his first 10 games, including three multi-point outings… Scored his eighth goal of the season and had a career-high eight shots vs. Oklahoma City (1/24)… Scored the game-winning goal and added an assist vs. Grand Rapids (4/10)… Ended his season with a power-play goal at Rockford (4/19), giving him 10 points (5g, 5a) in his last 10 games… **2014-15:** Ranked fourth on the team in points (33), tied for third in assists (22) and tied for fifth in goals (11) in 80 games played during his rookie NHL season… Ranked 10th among NHL rookies with 33 points… Ranked fifth on the team and fifth among NHL rookies with 172 shots on goal… Was third among Carolina forwards in ice time per game (16:20)… Made his NHL debut in the season opener vs. NYI (10/10)… Recorded his first NHL point with a goal vs. LA (11/2)… Earned his first multi-point game with a goal and an assist vs. CBJ (11/7)… Registered his first NHL point streak with an assist in the following game at WSH (11/8)… Earned his first multi-assist game with two helpers vs. PIT (11/29)… Scored his first NHL game-winning goal vs. NSH (12/2)… Had a career-high three points (1g, 2a) vs. DAL (3/12)… Earned an assist vs. PIT (3/26), becoming the sixth rookie since the team's relocation in 1997 to top the 30-point mark… **2015-16:** Established career highs in points (48) and goals (21)… Ranked tied for second on the team in points (48), second in assists (27) and third in goals (21)… Set a career high with three assists vs. TB (11/1)… Played his 100th NHL/Hurricanes game and notched one assist vs. LA (11/22)… Matched his career-long with a four-game assist streak from 12/6-12/12 (1g, 6a)… Matched his career high with three assists at DAL (12/8)… Had the first multi-goal game of his career with a pair of tallies vs. NYI (2/13)… Had a career-long, three-game goal streak from 3/24-3/27 (4g, 0a)… Games missed due to injury: 2 (Upper-body: 1/8-1/9)… **2016-17:** Established a career high in assists (29)… Ranked tied for second on the team in assists (29), tied for third in points (45), and tied for fourth in goals (16)… Was one of six Hurricanes to play in all 82 games… Won a gold medal with Sweden at the 2017 IIHF World Championship after the season… Had points in eight straight games to start the season (10/13-10/30: 4g, 6a)… Tallied game-winning goals in two straight games (11/18-11/20)… Earned his 100th NHL/Hurricanes point with an assist at LA (12/8)… Scored a goal and added two assists vs. VAN (12/13)… Played his 200th NHL/Hurricanes game vs. BOS (1/8)… Scored a goal and notched two assists for his second three-point game of the season vs. CBJ (1/10)… Had points in four straight games from 2/24-3/1 (1g, 3a)… Scored the game-winning goal vs. MIN (3/16).



JACCOB SLAVIN 74

Defenseman • Shoots Left

6'3" • 207 lbs.

5/1/94 • Erie, CO

Acquired: 2012 NHL Entry Draft

2017-18 Team: Carolina (NHL)

Drafted: Carolina 2012 (6-120-4)

CAREER STATS

			REGULAR SEASON					PLAYOFFS				
YEAR	**TEAM**	**LEAGUE**	**GP**	**G**	**A**	**P**	**PIM**	**GP**	**G**	**A**	**P**	**PIM**
2010-11	Chicago	USHL	17	1	0	1	10	–	–	–	–	–
2011-12 (a)	Chicago	USHL	60	3	27	30	12	–	–	–	–	–
2012-13	Chicago	USHL	62	5	28	33	6	–	–	–	–	–
2013-14	Colorado College	NCHC	32	5	20	25	11	–	–	–	–	–
2014-15 (b)	Colorado College	NCHC	34	5	12	17	2	–	–	–	–	–
2015-16	**Carolina**	**NHL**	**63**	**2**	**18**	**20**	**8**	**–**	**–**	**–**	**–**	**–**
	Charlotte	AHL	14	0	7	7	0	–	–	–	–	–
2016-17	**Carolina**	**NHL**	**82**	**5**	**29**	**34**	**12**	**–**	**–**	**–**	**–**	**–**
2017-18	**Carolina**	**NHL**	**82**	**8**	**22**	**30**	**10**	**–**	**–**	**–**	**–**	**–**
Hurricanes/NHL Totals (3 Seasons)			**227**	**15**	**69**	**84**	**30**	**–**	**–**	**–**	**–**	**–**

(a) June 23, 2012—Selected by the Carolina Hurricanes in the 2012 NHL Draft. Sixth Hurricanes pick, 120th overall, fourth round.
(b) July 1, 2015—Signed a three-year, entry-level contract with the Carolina Hurricanes.

HIGHLIGHTS

NHL FIRSTS:
Game: 11/20/15; 2-1 SOL vs. TOR
Point: 11/30/15; 4-3 L at NYR (assist)
Goal: 12/8/15; 6-5 L at DAL (Lehtonen)

SHOOTOUTS:
12 attempts, 4 goals (33.3%)
3 game-deciding goals

NHL HIGHS:
Goals: 3 (3/13/17; 8-4 W at NYI)
Assists: 3 (3/22/18; 6-5 W vs. ARI)
Points: 4 (3/13/17; 8-4 W at NYI)
Penalty Min: 4-2x (Last: 2/18/18; 2-3 OT L vs. NJ)
Goal Streak: 2 games (3/17/18-3/18/18: 2g, 2a)
Assist Streak: 5 games (2/28/17-3/7/17: 5a)
Point Streak: 5 games (2/28/17-3/7/17: 0g, 5a)

PERSONAL

Jaccob and his wife, Kylie, were married in the summer of 2015… They split their summers between Raleigh and Colorado and have two Goldendoodles named Simba and Lola… He started skating when he was two and his first youth team was the Hyland Hills Jaguars… The biggest influence on his career has been his dad and the best advice he's been given is "All glory to God"… Jaccob's favorite team growing up was the Buffalo Sabres and his favorite player was Nicklas Lidstrom… His favorite movie is Miracle, favorite television show is White Collar, favorite app is Snapchat and favorite book is Hunger Games… He enjoys family time and golf when he's away from the rink… Jaccob's favorite actor is Will Smith, favorite musical artist is Lecrae, and favorite vacation spots are Mexico and Whistler, B.C… His first job was working as a baseball umpire… His favorite website is Netflix and favorite meal is steak and potatoes… Jaccob's Twitter and Instagram handle is @Jslavin74… His dogs are also on Instagram at @twofloofydoodles… His favorite sport to watch outside of hockey is golf, favorite team is the Denver Broncos and favorite non-hockey athlete is Tim Tebow… His favorite holidays are Christmas and Easter… Jaccob's most-memorable hockey moment was scoring his first NHL goal… He likes playing in the NHL because it's the best league in the world… His favorite road city is New York and favorite road arena is United Center.





2017-18 SEASON

Completed his third NHL season with Carolina… Registered 30 points (8g, 22a) in 82 games… One of four Canes skaters to play in all 82 games… Has played in 221 consecutive games (12/5/15-4/9/18), marking the third-longest consecutive games played streak in franchise history… Posted career highs in goals and shots (154)… Ranked 10th in the NHL and first among League defensemen in takeaways (77)… Led the Hurricanes in blocked shots (154) and time on ice per game (22:35)… Ranked tied for second among Carolina defensemen in goals and assists and ranked third in points… Earned two points (1g, 1a) and logged a season-high 27:34 of ice time at EDM (10/17)… Tallied two points (1g, 1a) at BUF (12/15), including his first career game-winning goal in overtime… Scored his first career power-play goal vs. VGK (1/21)… Played in his 200th NHL/Hurricanes game vs. VAN (2/9)… Played in his 200th consecutive game vs. PIT (2/23), becoming the fifth player in franchise history to record a consecutive games played streak of 200-or-more games… Registered two points (1g, 1a) vs. PHI (3/17)… Recorded two points (1g, 1a) at NYI (3/18)… Recorded his first career three-assist game vs. ARI (3/22), becoming the 20th defenseman in franchise history to earn three-or-more assists in a game… Posted a (+4) rating at OTT (3/24)… **Longest goal streak:** 2 games (3/17-3/18: 2g, 2a)… **Longest assist streak:** 2 games (12/23-12/27: 2a; 2/9-2/10: 2a; 3/17-3/18: 1g, 1a)… **Longest point streak:** 4 games (2/9-2/15: 1g, 3a)… **Multi-assist games:** 1 (3/22 vs. ARI: 3a)… **Multi-point games:** 5 (Last: 3/22 vs. ARI: 3a).

CAREER

Entering his fourth NHL season with Carolina… Selected by the Hurricanes in the fourth round, 120th overall, in the 2012 NHL Draft… Signed a seven-year contract extension with the Hurricanes on 7/12/17, which begins with the 2018-19 season and goes through the 2024-25 campaign… Had 42 points (10g, 32a) in 66 career collegiate games for Colorado College (NCHC)… Represented the United States at the 2014 World Junior Championship in Sweden, totaling two points (1g, 1a) and a +1 rating in five games… Played for the Colorado Thunderbirds prior to beginning his USHL career… **2010-11:** Appeared in his first USHL season with the Chicago Steel, netting one goal in 17 games… Also spent time with the Colorado Thunderbirds' U-16 and U-18 squads… **2011-12:** Scored three goals and earned 27 assists (30 points), playing in all 60 regular-season games for the Chicago Steel (USHL)… Led all Steel defensemen and ranked tied for eighth among USHL blueliners in scoring (30 points)… Ranked third among Chicago skaters and fifth among USHL defensemen in assists (27)… Was third among Steel skaters in plus/minus (+6)… **2012-13:** Completed his final season in the USHL with Chicago… Led Steel defensemen and was tied for sixth among USHL defensemen in scoring with 33 points (5g, 28a)… Established USHL career highs in games played (62), goals (5), assists (28), points (33) and penalty minutes (33)… His 16 power-play points (1g, 15a) and two game-winning goals were also career highs… Completed his USHL career with 64 points (9g, 55a) in 139 career games… **2013-14:** Named National Collegiate Hockey Conference (NCHC) Rookie of the Year after notching five goals and 20 assists (25 points) in 32 games during his freshman season at Colorado College… Also named to the NCHC All-Rookie Team and NCHC Second All-Star Team… Led all Tigers skaters in points and assists… Was tied for 16th among all NCAA defensemen in scoring… Earned an assist in his collegiate debut vs. Minnesota-Duluth (10/18)… Netted his first college goal in his second game, vs. Minnesota-Duluth (10/19)… Had his first multi-point game with a pair of assists vs. Nebraska-Omaha (12/7)… Earned his first multi-goal game with two goals at North Dakota (1/10)… Had two four-game point streaks: from 12/14-1/11 (3g, 2a) and from 2/14-2/22 (0g, 5a)… **2014-15:** Named to the NCHC First All-Star Team after totaling five goals and 12 assists (17 points) during his sophomore season at Colorado College… Led Tigers defensemen in assists and points and was tied for first in goals… Assisted on both Colorado College goals at Boston College (10/24)… Earned a career-high three points in consecutive games with a goal and two assists in wins at Connecticut (1/6) and vs. Omaha (1/20)… Matched his career high with two goals at Denver (2/21)… **2015-16:** Completed his rookie season with Carolina, posting 20 points (2g, 18a) in 63 games played… Was fifth among NHL rookie defensemen in points and tied for fourth in assists… Was second among NHL rookie defensemen in time on ice per game (20:59)… Ranked third among all NHL defensemen in takeaways (54)… Ranked first among Hurricanes blueliners in plus/minus (+1), third in points (20) and tied for second in assists (18)… Appeared in 14 games for the Charlotte Checkers of the American Hockey League (AHL) prior to being recalled, totaling seven assists… Made his NHL/Hurricanes debut vs. TOR (11/20)… Earned his first NHL/Hurricanes point with an assist at NYR (11/30)… Beat Kari Lehtonen for his first NHL/Hurricanes goal at DAL (12/8)… Earned a pair of assists at NJ (3/1) for his first career NHL multi-point game… Skated a season-high 29:54 of ice time at TB (3/5)… Scored the game-winning goal in the shootout vs. OTT (3/8)… **2016-17**: Posted career highs in points (34), assists (29) and shorthanded points (4)… Led the team in blocked shots, (161), takeaways (83), time on ice per game (23:26) and shorthanded time on ice per game (3:07)… Was tied for first in plus/minus rating (plus-23), tied for the fourth-best plus/minus season in franchise history… Ranked second in the NHL in takeaways (83), tied for 10th among league defenseman in plus/minus rating (+23) and led all league blueliners with four shorthanded points… Was one of six Hurricanes skaters to play in all 82 games… Scored the shootout deciding goal at NSH (11/5)… Established career-long assist and point streak from 2/28-3/7 (0g, 5a)… Earned his first career hat trick and added an assist for a career-high four points at NYI (3/13), becoming the youngest defenseman in franchise history to score three goals in a game… Notched two assists vs. NSH (3/18) for his first multi-assist game of the season and became the 15th Carolina blueliner to record 25 or more assists in a single season since relocation.



JORDAN STAAL 11

Center • Shoots Left

6'4" • 220 lbs.

9/10/88 • Thunder Bay, Ontario

Acquired: 6/22/12, Trade with PIT

2017-18 Team: Carolina (NHL)

Drafted: Pittsburgh 2006 (1-2-1)

CAREER STATS

			REGULAR SEASON					PLAYOFFS				
YEAR	**TEAM**	**LEAGUE**	**GP**	**G**	**A**	**P**	**PIM**	**GP**	**G**	**A**	**P**	**PIM**
2004-05	Peterborough	OHL	66	9	19	28	29	14	5	5	10	16
2005-06 (a)	Peterborough	OHL	68	28	40	68	69	19	10	6	16	16
2006-07	**Pittsburgh**	**NHL**	**81**	**29**	**13**	**42**	**24**	**5**	**3**	**0**	**3**	**2**
2007-08	**Pittsburgh**	**NHL**	**82**	**12**	**16**	**28**	**55**	**20**	**6**	**1**	**7**	**14**
2008-09	**Pittsburgh**	**NHL**	**82**	**22**	**27**	**49**	**37**	**24**	**4**	**5**	**9**	**8**
2009-10	**Pittsburgh**	**NHL**	**82**	**21**	**28**	**49**	**57**	**11**	**3**	**2**	**5**	**6**
2010-11	**Pittsburgh**	**NHL**	**42**	**11**	**19**	**30**	**24**	**7**	**1**	**2**	**3**	**2**
2011-12	**Pittsburgh**	**NHL**	**62**	**25**	**25**	**50**	**34**	**6**	**6**	**3**	**9**	**2**
2012-13 (b)	**Carolina**	**NHL**	**48**	**10**	**21**	**31**	**32**	**–**	**–**	**–**	**–**	**–**
2013-14	**Carolina**	**NHL**	**82**	**15**	**25**	**40**	**34**	**–**	**–**	**–**	**–**	**–**
2014-15	**Carolina**	**NHL**	**46**	**6**	**18**	**24**	**14**	**–**	**–**	**–**	**–**	**–**
2015-16	**Carolina**	**NHL**	**82**	**20**	**28**	**48**	**34**	**–**	**–**	**–**	**–**	**–**
2016-17	**Carolina**	**NHL**	**75**	**16**	**29**	**45**	**38**	**–**	**–**	**–**	**–**	**–**
2017-18	**Carolina**	**NHL**	**79**	**19**	**27**	**46**	**26**	**–**	**–**	**–**	**–**	**–**
Hurricanes Totals (6 Seasons)			**412**	**86**	**148**	**234**	**178**	**–**	**–**	**–**	**–**	**–**
NHL Totals (12 Seasons)			**843**	**206**	**276**	**482**	**409**	**73**	**23**	**13**	**36**	**34**

(a) June 24, 2006—Selected by the Pittsburgh Penguins in the 2006 NHL Entry Draft. First Penguins pick, second overall, first round.
(b) June 22, 2012—Acquired by the Carolina Hurricanes from the Pittsburgh Penguins in exchange for Brandon Sutter, Brian Dumoulin and a first-round selection in the 2012 NHL Draft (Derrick Pouliot).

HIGHLIGHTS

NHL FIRSTS:

Game: 10/5/06; 4-0 PIT W vs. PHI
Point: 10/12/06; 6-5 PIT W at NYR (goal)
Goal: 10/12/06; 6-5 PIT W at NYR (Lundqvist)

NHL HIGHS:

Goals: 3-2x (Last: 11/11/08; 7-6 PIT OT W at DET)
Assists: 4 (11/13/17; 5-1 W vs. DAL)
Points: 4-5x (Last: 11/13/17; 5-1 W vs. DAL)
Penalty Min: 17 (11/27/09; 3-2 PIT L at NYI)
Goal Streak: 5 games (2/3/07-2/10/07: 7g)
Assist Streak: 10 games (2/25/12-3/17/12: 10a)
Point Streak: 10 games (2/25/12-3/17/12: 3g, 10a)

PERSONAL

Jordan and his wife, Heather, were married on June 22, 2012, the same day that he was traded to the Hurricanes… They have two daughters: Abigail and Lilah… His brother Eric was drafted by the Hurricanes in 2003 and now plays for the Minnesota Wild and his brother Marc plays for the New York Rangers… Jordan helped to form the Staal Family Foundation, which benefits children fighting cancer and their families… He hosted families in the Staal Family Foundation suite at PNC Arena throughout the 2017-18 season… Jordan says his parents had the biggest influence on his career, and his favorite player growing up was Joe Thornton… His first youth team was the Norwest Super Squirts and his first job was working on his father's sod farm… Jordan's favorite television show is Family Guy, favorite movie is Gladiator and favorite food is pierogies… His preferred vacation spot is "a beach" and his favorite Triangle restaurant is Nina's… Jordan enjoys watching football and is a fan of the Pittsburgh Steelers… His favorite athlete outside of hockey is Tiger Woods… His favorite website is nhl.com and favorite video game is Modern Warfare 3… The celebrity Jordan would most like to meet is Denzel Washington… His favorite holiday is Christmas… He's worn No. 11 his entire life, and chose it because it was close to the No. 12 that both his father and his brother, Eric, wear… His favorite road city is Boston, favorite road arena is Bell Centre and favorite team to play against is Philadelphia… His most memorable hockey moment was winning the Stanley Cup with the Penguins in 2009.







2017-18 SEASON

Completed his 12th NHL season and sixth with the Hurricanes… Registered 46 points (19g, 27a) in 79 games… Named co-captain prior to the season… Was selected as the winner of the Steve Chiasson Award and the Josef Vasicek Award… Selected as the Hurricanes' nominee for the 2017-18 Bill Masterton Memorial Trophy by the Carolina chapter of the PHWA and was named one of the League's three finalists for the award… Ranked sixth in the NHL in faceoff win percentage (56.6%, min. 1,000 faceoffs)… Recorded a career high in power-play points (12)… Led the team in hits (181) and shorthanded goals (2)… Ranked fourth on the team in goals, tied for fourth in multi-point games (8) and fifth in points and assists… Led Hurricanes forwards in time on ice per game (19:15)… Recorded his fourth career four-point game (1g, 3a) at EDM (10/17), including an even-strength, shorthanded and power-play point… Scored two goals, including the game-winning goal, at CBJ (11/10)… Earned a career-high four assists vs.. DAL (11/13), including his 200th Hurricanes point… Tallied two assists at NYI (11/16)… Earned two points (1g, 1a) at BUF (12/15)… Scored a power-play goal vs. BUF (12/23)… Played in his 800th NHL game vs. MTL (12/27)… Scored a power-play goal at BOS (1/6)… Scored his second shorthanded goal of the season at WSH (1/11)… Tallied two points (1g, 1a) vs. WSH (1/12), including his 200th NHL goal… Scored a power-play goal at MTL (1/25)… Logged a season-high 23:43 of ice time vs. PHI (2/6)… Missed three games due to personal reasons (2/23-2/27)… Played in his 400th Hurricanes game vs. BOS (3/13)… Recorded two points (1g, 1a) vs. PHI (3/17)… Registered two points (1g, 1a) at OTT (3/24)… **Longest goal streak:** 2 games (12/15-12/16: 2g, 1a; 1/11-1/12: 2g, 1a; 4/5-4/7: 2g)… **Longest assist streak:** 2 games (11/13-11/16: 6a; 3/1-3/2: 2a; 3/24-3/26: 1g, 2a)… **Longest point streak:** 5 games (1/4-1/12: 3g, 3a)… **Multi-goal games:** 1 (11/10 at CBJ: 2g)… **Multi-assist games:** 3 (Last: 11/16 at NYI: 2a)… **Multi-point games:** 8 (Last: 3/24 at OTT: 1g, 1a).

CAREER

Entering his 13th NHL season and seventh with the Hurricanes… Acquired by the Hurricanes from Pittsburgh on 6/22/12 in exchange for Brandon Sutter, Brian Dumoulin and a first-round pick in the 2012 NHL Draft (Derrick Pouliot)… Signed a 10-year contract extension with the Hurricanes on 7/1/12, which goes through 2022-23… Selected by the Penguins with the second overall pick in the 2006 NHL Entry Draft… Nominated for the Calder Trophy (rookie of the year) in 2006 and the Selke Trophy (best defensive forward) in 2010… Played in a Penguins-franchise-record 358 consecutive games including playoffs (328, Ron Schock) from 12/7/06-4/30/10… His 302-game, regular-season, games-played streak ranks second in Penguins history (313, Schock)… Represented Canada at the 2007 IIHF World Championships along with his brother, Eric, earning a pair of assists and winning a gold medal… Earned three points (1g, 2a) and was (+5) in eight games at the 2013 IIHF World Championship for Canada… Was invited to Canada's orientation camps for the 2010 Olympic Games and the 2014 Olympic Games… **2004-05:** Completed his first season with Peterborough of the Ontario Hockey League (OHL), the same team his brother, Eric, played for in junior hockey… Earned 28 points (9g, 19a) in 66 regular-season games as a 16-year-old for the Petes… Was third on the team in playoff goals with six, totaling 10 points in 14 postseason contests… **2005-06:** Scored 68 points (28g, 40a) in 68 games for Peterborough… Tied for eighth in the OHL in game-winning goals (7)… Selected to play in the 2006 OHL All-Star Game, earning a pair of assists in the contest… Was second among Petes skaters with 10 goals and totaled 16 points (10g, 6a) in 19 playoff games as Peterborough captured the OHL championship… The Petes lost just three of their 19 games en route to the title and a berth in the 2006 Memorial Cup… **2006-07:** Completed his rookie NHL season with the Penguins in his draft year, totaling 42 points (29g, 13a) in 81 games… Ranked second among league rookies in goals (29), trailing only teammate Evgeni Malkin… Established an NHL rookie record with seven shorthanded goals… Also established an NHL record for shooting percentage by a rookie (22.1%), leading all NHL players in that category… Ranked first among Penguins skaters and tied for second among NHL rookies in plus/minus (+16)… Was seventh on the team and sixth among NHL rookies in points (42)… Was a finalist for the Calder Trophy as the league's top rookie… Named to the NHL's All-Rookie Team… Made his NHL debut vs. PHI (10/5)… Scored his first NHL goal, a shorthanded tally against Henrik Lundqvist, vs. NYR (10/12)… Scored a pair of shorthanded goals vs. CBJ (10/21) to become the youngest player in NHL history to net two shorthanded goals in a game… One of those two goals was on a penalty shot, as he also became the youngest player to score on a penalty shot… Was the first NHL player since 1982 to score his first three NHL goals shorthanded… Netted his 20th goal of the season vs. PHI (2/8), becoming the third-youngest player in NHL history to reach the 20-goal mark, trailing only Ted Lindsay and Sidney Crosby… Was plus or even in 25 consecutive games from 12/15-2/10… Became the youngest player in NHL history (18 years, 153 days) to record a hat trick when he netted three goals, including the overtime winner, vs. TOR (2/10)… Appeared in his first Stanley Cup playoffs, tying Sidney Crosby for the team lead in playoff goals with three as the Penguins dropped a five-game series to Ottawa… Notched a goal in his playoff debut in Game 1 vs. OTT (4/11), becoming the fifth-youngest player in NHL history to score a playoff goal… **2007-08:** Finished the regular-season with 28 points (12g, 16a) in 82 games, and was tied for third among Penguins skaters in game-winning goals (4)… Scored seven of his last nine goals on the road… Had a season-high three points (2g, 1a) vs. TB (1/10)… Appeared in all 20 of Pittsburgh's Stanley Cup playoff games as the Penguins won the Eastern Conference championship before falling to Detroit in the Stanley Cup Final… Was tied for third on the team in playoff goals (6)… Ranked fourth on the team in hits (45) and led Penguins forwards in shorthanded ice time per game (3:16) in the playoffs… Netted the game-winning goal in Game 2 of the conference semifinals vs. NYR (4/27)… Scored two third-period goals in Game 4 vs. PHI (5/15)… **2008-09:** Set then-career-highs in assists (27) and points (49), adding 22 goals… Led Penguins forwards and ranked second on the team in shorthanded ice time per game (3:31)… Ended the regular season on a then-career-high, six-game scoring streak (4/1-4/11: 2g, 6a)… Posted his second career hat trick and set a single-game high in points with three goals and an assist at DET (11/11), scoring all three goals in the third period, assisting on the game-winning overtime goal… Netted his 50th career goal at OTT (12/6)… Recorded his first multi-assist game with a pair of helpers vs. NYI (12/11)… At 20 years, 111 days, became the youngest player in NHL history to play in his 200th game (Patrick Marleau – 20 years, 115 days), vs. BOS (12/30)… Earned his 100th career point with an assist vs. SJ (2/11)… Tallied his 50th career assist vs. BOS (3/11)… Totaled nine playoff points (4g, 5a) including a pair of critical goals during the Stanley Cup Final in helping the Penguins capture the 2009 Stanley Cup title… Matched against opposing teams' top forward combination, he held Philadelphia's Jeff Carter to one goal in the Penguins six-game, opening-round series against Philadelphia, and brother Eric to one goal in the Eastern Conference Final… Scored a shorthanded goal to tie Game 4 of the Stanley Cup Final vs. DET (6/4), with the Penguins trying to avoid a three-games-to-one series deficit… Netted the first goal of the game in

CAREER CONTINUED

Pittsburgh's Game 5 victory vs. DET (6/9)… **2009-10:** Matched his then-career-high with 49 points (21g, 28a), skating in all 82 games for Pittsburgh and establishing his career-high in assists (28)… It marked the third consecutive season in which he played in all 82 games… Led the Penguins with a career-best, plus-19 rating… Also led Pittsburgh in shorthanded ice time per game (3:20)… Was a finalist for the Selke Trophy as the NHL's top defensive forward… Voted by his peers as the team's Player's Player, an award given to the player that best exemplifies leadership for the team, both on and off the ice… Earned a single-game, career-high three assists at EDM (1/14)… Became the youngest player (21 years, 140 days) in NHL history to appear in 300 games, vs. OTT (1/28)… Skated in 11 Stanley Cup playoff games, totaling three goals and two assists (5 points)… Earned two assists in the series-clinching Game 6 victory at OTT (4/24)… Saw his 358-game (including playoffs) consecutive games streak end when a laceration on his foot sidelined him for two games (5/2-5/4)… Scored the last Penguins' goal ever at Mellon Arena with a tally in Game 7 vs. MTL (5/12)… **2010-11:** Totaled 11 goals and 19 assists (30 points) in a career-low 42 games… Missed the first 40 games of the season due to foot and hand injuries… Was a key part of Pittsburgh's top-ranked penalty kill (86.1%), the first time in team history that the Penguins led the NHL in that category… Was preparing to return to action from his foot injury when he suffered a fracture in his hand after being struck by a puck during practice on 11/1… Made his season debut in the NHL Winter Classic vs. WSH at Heinz Field in Pittsburgh… Had a season-high, five-game point streak from 2/10-2/20 (3g, 3a)… Played a career-high 29:04 of ice time vs. SJ (2/23)… Had three points (1g, 2a) during the Penguins' seven-game series loss to Tampa Bay in the first round of the Stanley Cup playoffs… **2011-12:** Totaled a career-high 50 points despite appearing in only 62 regular-season games for Pittsburgh… His 25 goals ranked tied for fourth among Penguins skaters and were the most since his rookie campaign in 2006-07 (29)… Ranked second among Penguins forwards in shorthanded minutes per game (2:38)… Was tied for first on the team and fourth in the NHL in shorthanded goals (3)… Was also tied for fourth in the NHL in shorthanded points (5)… Penguins penalty kill ranked in the top five for the second consecutive season (3rd, 87.8%)… Served as an alternate captain for Pittsburgh… Finished second among Penguins forwards in ice time per game (20:03)… Won 51.0 percent of his face-offs, the first time in his career that he was over 50 percent for the season… Had 29 points (10g, 19a) in the final 28 games of the season… Recorded his 200th career NHL point at CGY (10/8)… Scored his 100th career NHL goal vs. NJ (10/22)… Played in his 400th career NHL game vs. CAR (12/27)… Had points in 13 of 14 games from 2/15-3/17 (6g, 11a), including a career-long 10-game point streak from 2/25-3/17 (3g, 10a)… Missed 20 games due to injury (10/29-11/3; 12/10; 12/16-12/16; 1/7-2/7)… Completed his sixth NHL playoff season, leading the Penguins in goals (6) and points (9) during Pittsburgh's six-game opening round loss to Philadelphia… Netted a pair of goals in Game 3 at PHI (4/15)… Recorded his first career playoff hat trick in Game 4 at PHI (4/18)… Had a goal and an assist in Game 5 vs. PHI (4/20)… **2012-13:** Completed his first season with Carolina, ranking third among Hurricanes in assists (21), fourth in points (31) and fifth in goals (10)… Led the team in hits (105)… Was one of three Hurricanes to play in all 48 games… Made his Hurricanes debut and registered a season-high nine hits at FLA (1/19)… Recorded his first Hurricanes point with an assist on Jeff Skinner's power-play goal vs. TB (1/22)… Scored his first Hurricanes goal and earned an assist at TOR (2/4)… Had assists and points in five consecutive games, all on the road, from 2/2-2/11 (1g, 5a)… **2013-14:** Was one of two Hurricanes to play in all 82 games… Ranked fourth on the team in assists (25), fifth in points (40) and sixth in goals (15)… Led the team in hits (194) for the second consecutive season… Ranked second on the team and 17th in the NHL in faceoff win percentage (54.4%)… Named the winner of the Josef Vasicek Award by the Carolina chapter of the Professional Hockey Writers' Association (PHWA) for cooperation with the local media (4/10)… Played in his 500th NHL game vs. BOS (11/18)… Earned his 300th NHL point and tied his career high with four points (1g, 3a) vs. TOR (1/9)… Played in his 100th Hurricanes game and scored the game-winning goal vs. CBJ (1/27)… Recorded multi-point performances in three consecutive regular-season games for the first time in his career (3/8-3/13: 1g, 5a)… **2014-15:** Ranked tied for sixth on the team in assists (18) and eighth in points (24) in 46 games played… Was first on the team and eighth in the NHL in faceoff win percentage (56.4%)… Ranked fourth among Carolina forwards with 85 hits… Selected by his teammates as the winner of the Steve Chiasson Award, given to the player that best exemplifies determination and dedication… Suffered a broken right fibula in a preseason game against Buffalo (9/23)… Underwent surgery on 9/26, and missed the first 36 games of the season… Prior to missing the Hurricanes' opener vs. NYI (10/10), had played in all 130 Hurricanes games since his acquisition on 6/22/12… Made his season debut and recorded an assist at MTL (12/29)… Went 20-for-23 (87.0%) on the draw against the Oilers (3/8), marking the highest single-game faceoff-win percentage by a Hurricanes player (minimum 10 faceoffs) since Rod Brind'Amour on 1/11/07 (90.5%)… **2015-16:** Ranked tied for second on the team in points (48) and was tied for first in assists (28)… Led Carolina and ranked tied for fourth in the NHL in overtime goals (3)… Was second on the team in power-play goals (6)… Ranked first among all Hurricanes with 165 hits and four multi-assist games… Named team MVP by the Carolina chapter of the Professional Hockey Writers Association… Was first on the team and fourth in the NHL in faceoff win percentage (57.8%)… Was one of three Hurricanes to appear in all 82 games… Earned his 100th Hurricanes point (assist) vs. OTT (11/7)… Played his 200th Hurricanes game at NYR (11/30)… Earned his 200th NHL assist vs. WSH (12/31)… Had a Hurricanes-career-long, six-game point streak from 2/13-2/23 (4g, 4a)… **2016-17:** Established a new career-high in assists, and ranked tied for third among Hurricanes in points (45)… Led the team with a career-high 59.1% faceoff win-percentage (min. 50 faceoffs)… Ranked fifth in the NHL in face-off percentage (min. 100 face-offs)… Led Hurricanes forwards in time on ice per game (18:39) and ranked second on the team with 11 multi-point games and 139 hits… Nominated by his teammates for the King Clancy Trophy… Played his 700th NHL game vs. NJ (11/6)… Matched his career-high with a four-point game (1g, 3a) and registered his 400th NHL point vs. WSH (11/12)… Suffered a concussion against FLA (11/27) and missed the following seven games… Scored a goal, notched an assist and won 10 of 15 faceoffs in his first game back from injury vs. VAN (12/13)… Earned two assists, including his 100th Hurricanes assist at STL (1/5)… Notched an assist and was (+2) in his 300th Hurricanes game vs. PHI (1/31).

JORDAN STAAL CAREER ACHIEVEMENTS

Calder Trophy Finalist: Was a finalist for the 2007 Calder Trophy as the NHL's most-outstanding rookie, after scoring 29 goals as an 18-year-old. Teammate Evgeni Malkin won the award.

Rookie Shorthanded Goals: Set an NHL rookie record with seven shorthanded goals during his rookie season in 2006-07. Also became the youngest player in NHL history to score two shorthanded goals in a game (10/21/06) and the first player since 1982 to score his first three NHL goals shorthanded.

Youngest Hat Trick: Scored his first career hat trick vs. Toronto (2/10/07), including the game-winning goal in overtime. Was the youngest player in NHL history to record a hat trick, at 18 years, 153 days old.

Consecutive Games Streak: Set a Penguins franchise record by playing in 358 consecutive games, including playoffs, from 12/7/06 until 4/30/10, when he suffered a foot injury in a playoff game against Montreal.

Selke Trophy Finalist: Was a finalist for the 2010 Frank J. Selke Trophy, honoring the NHL's top defensive forward. Detroit's Pavel Datsyuk won the award.

Penalty Killing Prowess: Has been a key part of penalty-killing units throughout his career. Helped the Penguins finish first in the NHL in penalty kill percentage for the first time in franchise history in 2010-11 (86.1%). The Penguins set a franchise record at 87.8 percent in 2011-12, finishing third in the NHL. More recently, he helped Carolina finish the season fourth in the NHL in 2014-15 (84.7%), sixth in 2015-16 (84.3%) and sixth in 2016-17 (84.2%).

International Experience: Represented Canada alongside his brother, Eric, at the IIHF World Championships in 2007 and 2013.

The Brothers Staal: Jordan's youngest brother, Jared, made his NHL debut for the Hurricanes on April 25, 2013, starting the game on a line with Eric and Jordan. They marked the fourth set of three brothers to play on one team in the same season in NHL history and first since the Stastny brothers in 1984-85.


BAUER
11
A
J. STAAL
BAUER
Pharmacy



TEUVO TERAVAINEN 86

Center • Shoots Left

5'11" • 191 lbs.

9/11/94 • Helsinki, Finland

Acquired: 6/15/16, Trade with CHI

2017-18 Team: Carolina (NHL)

Drafted: Chicago 2012 (1-18-1)

CAREER STATS

			REGULAR SEASON					PLAYOFFS				
YEAR	**TEAM**	**LEAGUE**	**GP**	**G**	**A**	**P**	**PIM**	**GP**	**G**	**A**	**P**	**PIM**
2009-10	Jokerit U18	Fin-U18	29	16	14	30	6	4	0	4	4	0
2010-11	Jokerit U18	Fin-U18	4	1	3	4	2	1	0	1	1	25
	Jokerit Jr.	Fin-Jr.	26	3	17	20	8	8	1	4	5	4
2011-12 (a)	Jokerit Jr.	Fin-Jr.	11	12	8	20	4	2	1	1	2	0
	Kiekko-Vantaa	Finland-2	3	1	2	3	0	–	–	–	–	–
	Jokerit	Finland	40	11	7	18	6	9	2	4	6	0
2012-13	Kiekko-Vantaa	Finland-2	1	0	1	1	0	–	–	–	–	–
	Jokerit	Finland	44	13	18	31	6	6	1	1	2	0
2013-14	Jokerit	Finland	49	9	35	44	12	2	0	0	0	0
	Chicago	**NHL**	**3**	**0**	**0**	**0**	**0**	**–**	**–**	**–**	**–**	**–**
	Rockford	AHL	5	2	0	2	2	–	–	–	–	–
2014-15	**Chicago**	**NHL**	**34**	**4**	**5**	**9**	**2**	**18**	**4**	**6**	**10**	**0**
	Rockford	AHL	39	6	19	25	6	–	–	–	–	–
2015-16	**Chicago**	**NHL**	**78**	**13**	**22**	**35**	**20**	**7**	**0**	**1**	**1**	**0**
2016-17 (b)	**Carolina**	**NHL**	**81**	**15**	**27**	**42**	**16**	**–**	**–**	**–**	**–**	**–**
2017-18	**Carolina**	**NHL**	**82**	**23**	**41**	**64**	**14**	**–**	**–**	**–**	**–**	**–**
Hurricanes Totals (2 Seasons)			**163**	**38**	**68**	**106**	**30**	**–**	**–**	**–**	**–**	**–**
NHL Totals (5 Seasons)			**278**	**55**	**95**	**150**	**52**	**25**	**4**	**7**	**11**	**0**

(a) June 22, 2012—Selected by the Chicago Blackhawks in the 2012 NHL Draft. First Blackhawks pick, 18th overall, first round.
(b) June 15, 2016—Acquired by the Carolina Hurricanes along with Bryan Bickell from the Chicago Blackhawks in exchange for a second-round pick (Artur Kayumov) in the 2016 NHL Draft and a third-round pick (Keith Petruzzelli) in the 2017 NHL Draft.

HIGHLIGHTS

NHL FIRSTS:

Game: 3/25/14; 4-2 CHI W vs. DAL
Point: 1/16/15; 4-2 CHI L vs. WPG (goal)
Goal: 1/16/15; 4-2 CHI L vs. WPG (Hutchinson)

SHOOTOUTS:

5 attempts, 1 goal (20.0%)
0 game-deciding goals

NHL HIGHS:

Goals: 3 (11/13/17; 5-1 W vs. DAL)
Assists: 3-3x (Last: 2/13/18; 7-3 W vs. LA)
Points: 4-2x (Last: 11/13/17; 5-1 W vs. DAL)
Penalty Min: 6 (2/10/18; 3-1 W vs. COL)
Goal Streak: 4 games (2/27/18-3/4/18: 4g, 1a)
Assist Streak: 6 games (11/13/17-11/24/17: 5g, 7a)
Point Streak: 7 games (3/8/18-3/22/18: 4g, 5a)

PERSONAL

Teuvo spends his summers in Finland and has a dog… His nicknames include Teukka and Turbo… His brother, Eero, played for the Lincoln Stars of the United States Hockey League (USHL) in 2017-18 and is committed to play at the University of Denver… Teuvo started playing hockey at the age of five and his first youth team was Kojootit… The biggest influences on his career were his parents, coaches and teammates… His favorite player growing up was Pavel Datsyuk… Teuvo's first job was as a hockey player… His favorite thing to do away from the rink is playing video games, and his favorite games are FIFA and Call of Duty… Teuvo's favorite food is pasta and his favorite sports to play outside of hockey are golf and tennis… He enjoys watching golf, tennis and football and his favorite non-hockey athletes are Zlatan Ibrahimovic and Roger Federer… Teuvo's favorite holiday is Christmas… His favorite road city is New York, favorite road arena is Madison Square Garden and favorite team to play against is Arizona… His favorite former teammate is Riku Hahl and his most memorable hockey moment was winning the Stanley Cup with Chicago in 2015.





2017-18 SEASON

Completed his fifth NHL season and second with the Hurricanes… Registered 64 points (23g, 41a) in 82 games… One of four Canes skaters to play in all 82 games… Recorded career highs in games played, goals, assists, points, plus/minus (+8), power-play points (20) and shots (185)… Led the team in assists and power-play points… Ranked second on the team in points and plus/minus and third in goals and power-play goals (5)… Led the team in multi-goal games (4), ranked tied for first in multi-assist games (6) and second in multi-point games (14)… Selected to represent Finland at the 2018 IIHF World Championship following the season… Scored two goals in his 200th NHL game at EDM (10/17)… Tallied three points (1g, 2a) at TOR (10/26)… Recorded two assists at CBJ (11/10)… Registered four points (3g, 1a), including his first career hat trick, vs. DAL (11/13)… Earned two assists, including his 100th NHL point, at NYI (11/16)… Recorded three points (2g, 1a) in his 100th Hurricanes game vs. NYI (11/19)… Was named the NHL's "First Star" of the Week (11/20)… Earned an assist vs. TOR (11/24), extending his career-long assist streak to six games (11/13-11/24: 5g, 7a)… Tallied three assists vs. BUF (12/23)… Registered two points (1g, 1a) at PIT (1/4)… Tallied two assists at TB (1/9)… Logged a career-high 22:05 of ice time vs. CGY (1/14)… Earned three points (2g, 1a) at MTL (1/25)… Recorded three assists vs. LA (2/13)… Registered two points (1g, 1a) at BOS (2/27)… Scored the game-winning goal at PHI (3/1)… Scored the game-winning goal vs. NJ (3/2)… Scored a goal vs. WPG (3/4), extending his career-long goal streak to four games (2/27-3/4: 4g, 1a)… Earned two points (1g, 1a) vs. BOS (3/13)… Earned his 100th Hurricanes point with an assist at NYI (3/18)… Recorded two points (1g, 1a) vs. ARI (3/22), extending his career-long point streak to seven games (3/8-3/22: 4g, 5a)… **Longest goal streak:** 4 games (2/27-3/4: 4g, 1a)… **Longest assist streak:** 6 games (11/13-11/24: 5g, 7a)… **Longest point streak:** 7 games (3/8-3/22: 4g, 5a)… **Multi-goal games:** 4 (Last: 1/25 at MTL: 2g, 1a)… **Multi-assist games:** 6 (Last: 2/13 vs. LA: 3a)… **Multi-point games:** 14 (Last: 3/22 vs. ARI: 1g, 1a).

CAREER

Entering his sixth NHL season and third with the Hurricanes… Signed a two-year contract with Carolina on 6/15/17, which goes through the 2018-19 season… Originally acquired by Carolina from Chicago on 6/15/16 along with Bryan Bickell in exchange for a second-round selection in the 2016 NHL Draft and a third-round pick in the 2017 NHL Draft… Selected by the Blackhawks in the first round, 18th overall, of the 2012 NHL Draft… Won the 2015 Stanley Cup championship with the Blackhawks, earning 10 points (4g, 6a) during Chicago's run… Has represented Finland in a number of international competitions, including the 2016 World Cup of Hockey… Skated at the 2011 Ivan Hlinka Tournament and the 2011 World U-17 Challenge, totaling seven points (2g, 5a) in nine games during those tournaments… Registered eight points (2g, 6a) in six games during the 2012 U-18 World Junior Championship in the Czech Republic… Also appeared in the 2011 Four Nations Cup and the 2012 Five Nations Cup for Finland… Was fourth in scoring at the 2013 World Junior Championship in Russia with 11 points (5g, 6a) in six games… Captained Finland to the 2014 World Junior Championship, compiling a tournament-high 13 assists and 15 points in seven games… **2008-09:** Totaled 31 points (13g, 18a) in 30 regular-season games for Jokerit's under-16 squad… Added 10 points (4g, 6a) in eight postseason tilts… **2009-10:** Combined for 69 points (33g, 36a) in 41 regular-season games, split between Jokerit's U-16 and U-18 teams… Tallied four assists in four playoff games for Jokerit U-18… Notched 17 points (7g, 10a) in 12 postseason games for the under-16 team… **2010-11:** Split the season between Jokerit's U-18 and U-20 teams… Tallied 20 points (3g, 17a) in 26 regular-season appearances with Jokerit U-20 and added five points (1g, 4a) in eight playoff tilts… Had four points (1g, 3a) in four regular-season games and one assist in one playoff game with Jokerit U18… **2011-12:** Split the season between two levels of SM-Liiga and Finland's Mestis league… Tallied 11 goals and seven assists (18 points) in 40 regular-season games with SM-Liiga's Jokerit and was named the SM-Liiga Rookie of the Year… Added six points (2g, 4a) in nine playoff appearances with Jokerit, ranking second on the club in postseason scoring… Totaled three points (1a, 2a) in three appearances with Kiekko-Vantaa of the Mestis league… Also notched 20 points (12g, 8a) in 11 regular-season games and two points (1g, 1a) in two playoff games with Jokerit U-20… **2012-13:** Spent the majority of the season with Jokerit in the SM-Liiga, totaling 31 points (13g, 18a) in 44 games… Added two points (1g, 1a) in six playoff games… **2013-14:** Appeared in his first NHL season, skating in three games for the Blackhawks… Also played five American Hockey League (AHL) games for Rockford, netting a pair of goals… Spent the majority of the season with Jokerit in the SM-Liiga, ranking seventh in the league in points (44) and second in assists (35) in 49 regular-season games… Had four three-point games for Jokerit (10/18, 1/10, 1/17, 1/25)… Made his NHL debut with Chicago vs. DAL (3/25), winning all seven of his faceoffs in 11:39 of ice time… Earned his first professional point with a goal in his AHL debut vs. Milwaukee (4/11)… **2014-15:** Split the season between Chicago and the AHL's Rockford IceHogs… Recorded nine points (4g, 5a) in 34 regular-season games with the Blackhawks and 25 points (6g, 19a) in 39 games for Rockford… Beat Michael Hutchinson for his first NHL goal vs. WPG (1/16)… Posted his first multi-point game (1g, 1a) vs. ARI (1/20)… Tallied 10 points (4g, 6a) over 18 games in his Stanley Cup playoffs debut en route to the 2015 Stanley Cup championship… Tallied an assist in his first career Stanley Cup playoff game in Game 1 of the opening round at NSH (4/15)… Netted his first career playoff goal – the game-winner – vs. MIN (5/1)… Scored a goal and had an assist at ANA (5/25) for his first career multi-point playoff performance… Tallied a goal and an assist in his first career Stanley Cup Final game in Game 1 vs. TB… Also netted a goal in Game 2 vs. TB, becoming the fifth rookie since 1927 to score a goal in each of the first two Stanley Cup Final games… **2015-16:** Appeared in 78 games with the Blackhawks, totaling 35 points (13g, 22a)… Netted the game-winning goal vs. LA (11/2)… Had his first multi-point game of the season (1g, 1a) vs. STL (11/4)… Netted two goals and added an assist vs. EDM (12/17)… Skated a season-high 19:50 of ice time vs. SJ (12/20)… Earned one assist in seven postseason contests as the Blackhawks were eliminated by St. Louis in the opening round… **2016-17:** Established then-career highs in games played (81), goals (15), assists (27), points (42), power-play goals (5), and power-play points (15)… Ranked second on the team in power-play points (15) and fifth in assists (27)… Made his Hurricanes debut at WPG 10/13… Scored his first Hurricanes goal at VAN (10/16)… Registered goals and points in two straight games from 11/10-11/12 (2g, 3a)… Earned his first career four-point game with a goal and a career-high three assists vs. WSH (11/12)… Scored two goals at ANA (12/7) for his only multi-goal game of the season… Scored the game-winning goal in overtime vs. BOS (12/23)… Had points in a career-high five straight games from 12/23-1/3 (1g, 4a)… Had a career-long, four-game assist streak from 12/28-1/3 (4a).



TREVOR VAN RIEMSDYK 57

Defenseman • Shoots Right

6'2" • 192 lbs.

4/23/90 • Minneapolis, MN

Acquired: 6/22/17, Trade w/ VGK

2017-18 Team: Carolina (NHL)

Drafted: Undrafted

CAREER STATS

			REGULAR SEASON					PLAYOFFS				
YEAR	**TEAM**	**LEAGUE**	**GP**	**G**	**A**	**P**	**PIM**	**GP**	**G**	**A**	**P**	**PIM**
2009-10	N.H. Jr. Monarchs	EJHL	31	8	27	35	4	–	–	–	–	–
2010-11	N.H. Jr. Monarchs	EJHL	39	16	22	38	20	–	–	–	–	–
2011-12	New Hampshire	H-East	37	4	15	19	24	–	–	–	–	–
2012-13	New Hampshire	H-East	39	8	25	33	8	–	–	–	–	–
2013-14 (a)	New Hampshire	H-East	26	4	19	23	10	–	–	–	–	–
2014-15	Rockford	AHL	8	0	3	3	0	–	–	–	–	–
	Chicago	**NHL**	**18**	**0**	**1**	**1**	**2**	**4**	**0**	**0**	**0**	**0**
2015-16	**Chicago**	**NHL**	**82**	**3**	**11**	**14**	**31**	**7**	**1**	**0**	**1**	**2**
2016-17 (b,c)	**Chicago**	**NHL**	**58**	**5**	**11**	**16**	**29**	**4**	**0**	**0**	**0**	**0**
2017-18	**Carolina**	**NHL**	**79**	**3**	**13**	**16**	**20**	–	–	–	–	–
Hurricanes Totals (1 Season)			**79**	**3**	**13**	**16**	**20**	–	–	–	–	–
NHL Totals (4 Seasons)			**237**	**11**	**36**	**47**	**82**	**15**	**1**	**0**	**1**	**2**

(a) March 24, 2014—Signed by the Chicago Blackhawks as a free agent.
(b) June 21, 2017—Selected by the Vegas Golden Knights in the 2017 NHL Expansion Draft.
(c) June 22, 2017—Acquired by the Carolina Hurricanes from Vegas along with a seventh-round selection in the 2018 NHL Draft in exchange for a second-round selection on the 2017 NHL Draft (Jake Leschyshyn).

HIGHLIGHTS

NHL FIRSTS:

Game: 10/9/14; 3-2 CHI SO W at DAL
Point: 11/9/14; 5-2 CHI W vs. SJ (assist)
Goal: 10/10/15; 4-1 CHI W vs. NYI (Berube)

NHL HIGHS:

Goals: 1-11x (Last: 4/2/18; 2-3 L at FLA)
Assists: 2-2x (Last: 12/11/17; 2-3 L at ANA)
Points: 2-3x (Last: 12/11/17; 2-3 L at ANA)
Penalty Min: 17 (3/10/17; 4-2 CHI L at DET)
Goal Streak: 2 games (3/10/17-3/12/17: 2g)
Assist Streak: 3 games (3/19/17-3/23/17: 3a)
Point Streak: 3 games (3/19/17-3/23/17: 0g, 3a)

PERSONAL

Trevor has a girlfriend, Annie, and spends his offseason in his hometown of Middletown, NJ… His older brother, James, plays for the Philadelphia Flyers and his younger brother, Brendan, plays for the University of New Hampshire… Trevor started playing hockey at the age of four and his first youth team was the American Eagles (Wall, NJ)… His favorite player growing up was Brian Leetch and his favorite team was the New York Rangers… The biggest influence on his career was his father…The best advice he received was "by failing to prepare, you are preparing to fail"… Trevor's favorite television show is The Office, favorite movie is Good Will Hunting, favorite actor is Matt Damon and favorite musical artist is Ed Sheeran… His favorite app is Twitter, where his handle is @TvanRiemsdyk6… His instagram handle is also @tvanriemsdyk6… His first job was working as a counselor at a hockey camp… His favorite book is Outliers by Malcolm Gladwell… His favorite food is Chipotle, favorite vacation spot is a lake in Maine and favorite sport to play outside of hockey is golf… Trevor says if he wasn't playing hockey, he would be working in finance in New York or Boston… His favorite sport to watch outside of hockey is soccer, favorite athlete is Lionel Messi and favorite team is the New York Jets… His favorite road city is New York, favorite road arena is Madison Square Garden and favorite team to play against is the New York Rangers… His favorite thing about playing in the NHL is "teammates" and his most memorable moment was winning the Stanley Cup with Chicago in 2015.





2017-18 SEASON

Completed his fourth NHL season and first with Carolina… Registered 16 points (3g, 13a) in 79 games… Recorded career highs in assists and shots (111)… Tied his career high in points (16)… Led the team in plus/minus (+9)… Ranked second among Hurricanes defensemen in blocked shots (113)… Made his Hurricanes debut vs. MIN (10/7)… Earned his first Hurricanes point with an assist and was (+4) at TOR (10/26)… Tallied an assist and was (+3) at SJ (12/7)… Earned two assists at ANA (12/11)… Scored his first Hurricanes goal at VGK (12/12)… Logged a season-high 22:37 of ice time at WSH (1/11)… Played in his 200th NHL game vs. CGY (1/14)… Was (+5) at MTL (1/25)… Scored the game-winning goal and recorded a career-high six shots at NYI (3/18)… Scored a goal at FLA (4/2) … Missed three games due to injury… **Longest assist streak:** 2 games (3/26-3/27: 2a)… **Longest point streak:** 2 games (12/11-12/12: 1g, 2a; 3/26-3/27: 2a)… **Multi-assist games:** 1 (12/11 at ANA: 2a)… **Multi-point games:** 1 (12/11 at ANA: 2a).

CAREER

Entering his fifth NHL season and second with the Hurricanes… Acquired by Carolina on 6/22/17, from the Vegas Golden Knights, one day after Vegas had selected him from the Chicago Blackhawks in the 2017 NHL Expansion Draft… Originally signed by the Blackhawks as an undrafted free agent on 3/24/14… Won the Stanley Cup as a member of the Blackhawks in 2015… Represented the United States at the 2017 IIHF World Championship, held in Germany and France… Was teammates and roommates with fellow Hurricanes defenseman Brett Pesce during their time at the University of New Hampshire… **2009-10:** Led New Hampshire Jr. Monarchs (EJHL) defensemen with 35 points (8g, 27a) in 31 games… **2010-11:** Registered 38 points (16g, 22a) in 39 games for the New Hampshire Jr. Monarchs of the Eastern Junior Hockey League (EJHL)… Led club defensemen in goals, assists and points… **2011-12:** Totaled 19 points (4g, 15a) in 37 games during his freshman season at the University of New Hampshire (Hockey East)… **2012-13:** Registered 33 points (8g, 25a) in 39 games during his sophomore campaign at the University of New Hampshire… Led team defensemen in assists and points and ranked second in goals… **2013-14:** Tallied 23 points (4g, 19a) in 26 games during his third season with the University of New Hampshire… Ranked third among team defensemen in assists and points… Suffered a season-ending injury vs. Union (1/18)… **2014-15:** Completed his first professional season, registering one assist in 18 regular-season games on the NHL level with the Blackhawks… Also played eight American Hockey League (AHL) games with Rockford, totaling three points (0g, 3a)… Made his NHL debut at DAL (10/9)… Earned his first career point/assist vs. SJ (11/9)… Skated a season-high 21:04 of ice time at DET (11/14)… Missed the final 64 NHL games of the season due to injury (11/20-4/11)… Appeared in four Stanley Cup Playoff games, all during the Stanley Cup Final, en route to the 2015 Stanley Cup championship… Made his postseason debut in Game 3 of the Stanley Cup Final vs. TB, marking his first NHL game since suffering an injury on 11/16… **2015-16:** Scored three goals and added 11 assists (14 points) during his first full NHL season with Chicago… Was one of two Blackhawks to skate in all 82 regular-season games (Patrick Kane)… Ranked fourth among league rookies (min. 20 GP) by averaging 19:58 of ice time per game… Led the team and led all NHL rookies with 155 blocked shots… Registered his first career NHL goal and first NHL multi-point game (1g, 1a) vs. NYI (10/10)… Netted his first career game-winning goal at DAL (2/6)… Recorded a career-high two assists at VAN (3/27)… Logged a career-high 28:16 of ice time at MIN (3/20)… Skated in his 100th NHL game at CBJ (4/9)… Appeared in all seven of Chicago's playoff games… Netted his first career NHL playoff goal in Game 6 of the Western Conference Quarterfinal vs. STL (4/23)… **2016-17:** Completed his third NHL season with the Blackhawks, establishing career highs in goals (5) and points (16)… Ranked third among Blackhawks skaters in plus/minus (+17) and fourth in blocked shots (100)… Played for the United States at the 2017 IIHF World Championship following the season… Netted his first goal of the season at NYR (12/13)… Scored the game-winning goal at DAL (2/4)… Set a new career high for goals with his fourth goal of the season at DET (3/10)… Found the net vs. MIN (3/12), marking the first time in his career that he scored goals in consecutive games… Established a new career high for points with his 15th point of the season, an assist, vs. DAL (3/23)… Set career-longs for assist and point streaks with helpers in three consecutive games from 3/19-3/23… Did not record a point in four Stanley Cup playoff games as the Blackhawks were eliminated in the first round by Nashville.



JUSTIN WILLIAMS 14

Right Wing • Shoots Right

6'1" • 184 lbs.

10/4/81 • Cobourg, Ontario

Acquired: 7/1/17, signed as a free agent

2017-18 Team: Carolina (NHL)

Drafted: Philadelphia 2000 (1-28-1)

CAREER STATS

			REGULAR SEASON					PLAYOFFS				
YEAR	**TEAM**	**LEAGUE**	**GP**	**G**	**A**	**P**	**PIM**	**GP**	**G**	**A**	**P**	**PIM**
1998-99	Plymouth	OHL	47	4	8	12	28	7	1	2	3	0
1999-00 (a)	Plymouth	OHL	68	37	46	83	46	23	14	16	30	10
2000-01	**Philadelphia**	**NHL**	**63**	**12**	**13**	**25**	**22**	**–**	**–**	**–**	**–**	**–**
2001-02	**Philadelphia**	**NHL**	**75**	**17**	**23**	**40**	**32**	**5**	**0**	**0**	**0**	**4**
2002-03	**Philadelphia**	**NHL**	**41**	**8**	**16**	**24**	**22**	**12**	**1**	**5**	**6**	**8**
2003-04 (b)	**Philadelphia**	**NHL**	**47**	**6**	**20**	**26**	**32**	**–**	**–**	**–**	**–**	**–**
	Carolina	**NHL**	**32**	**5**	**13**	**18**	**32**	**–**	**–**	**–**	**–**	**–**
2004-05	Lulea HF	Sweden	49	14	18	32	61	4	0	1	1	29
2005-06	**Carolina**	**NHL**	**82**	**31**	**45**	**76**	**60**	**25**	**7**	**11**	**18**	**34**
2006-07	**Carolina**	**NHL**	**82**	**33**	**34**	**67**	**73**	**–**	**–**	**–**	**–**	**–**
2007-08	**Carolina**	**NHL**	**37**	**9**	**21**	**30**	**43**	**–**	**–**	**–**	**–**	**–**
2008-09 (c)	**Carolina**	**NHL**	**32**	**3**	**7**	**10**	**9**	**–**	**–**	**–**	**–**	**–**
	Los Angeles	**NHL**	**12**	**1**	**3**	**4**	**8**	**–**	**–**	**–**	**–**	**–**
2009-10	**Los Angeles**	**NHL**	**49**	**10**	**19**	**29**	**39**	**3**	**0**	**1**	**1**	**2**
2010-11	**Los Angeles**	**NHL**	**73**	**22**	**35**	**57**	**59**	**6**	**3**	**1**	**4**	**2**
2011-12	**Los Angeles**	**NHL**	**82**	**22**	**37**	**59**	**44**	**20**	**4**	**11**	**15**	**12**
2012-13	**Los Angeles**	**NHL**	**48**	**11**	**22**	**33**	**22**	**18**	**6**	**3**	**9**	**8**
2013-14	**Los Angeles**	**NHL**	**82**	**19**	**24**	**43**	**48**	**26**	**9**	**16**	**25**	**35**
2014-15 (d)	**Los Angeles**	**NHL**	**81**	**18**	**23**	**41**	**29**	**–**	**–**	**–**	**–**	**–**
2015-16	**Washington**	**NHL**	**82**	**22**	**30**	**52**	**36**	**12**	**3**	**4**	**7**	**14**
2016-17 (e)	**Washington**	**NHL**	**80**	**24**	**24**	**48**	**50**	**13**	**3**	**6**	**9**	**6**
2017-18	**Carolina**	**NHL**	**82**	**16**	**35**	**51**	**56**	**–**	**–**	**–**	**–**	**–**
Hurricanes Totals (6 Seasons)			**347**	**97**	**155**	**252**	**273**	**25**	**7**	**11**	**18**	**34**
NHL Totals (17 Seasons)			**1,162**	**289**	**444**	**733**	**716**	**140**	**36**	**58**	**94**	**125**

(a) June 24, 2000—Selected by the Philadelphia Flyers in the 2000 NHL Entry Draft. First Flyers pick, 28th overall, first round.
(b) Jan. 20, 2004—Acquired by the Carolina Hurricanes from Philadelphia in exchange for Danny Markov.
(c) March 4, 2009—Acquired by the Los Angeles Kings in exchange for Patrick O'Sullivan and Calgary's second-round pick in the 2009 NHL Draft (Brian Dumoulin).
(d) July 1, 2015—Signed by the Washington Capitals as a free agent.
(e) July 1, 2017—Signed by the Carolina Hurricanes as a free agent.

HIGHLIGHTS

NHL FIRSTS:
Game: 10/5/00; 6-3 PHI W vs. VAN
Point: 10/5/00; 6-3 PHI W vs. VAN (goal)
Goal: 10/5/00; 6-3 PHI W vs. VAN (Potvin)

SHOOTOUTS:
28 attempts, 8 goals (28.6%)
4 game-deciding goals

NHL HIGHS:
Goals: 3-2x (Last: 1/17/16; 5-2 WSH W vs. NYR)
Assists: 3-4x (Last: 3/10/15; 5-2 LA W at. COL)
Points: 4-3x (Last: 10/16/06; 5-1 CAR W at TB)
Penalty Min: 17-2x (1/14/18; 1-4 L vs. CGY)
Goal Streak: 5 games (3/28/13-4/4/13: 6g)
Assist Streak: 5 games (3/5/11-3/13/11: 6a)
Point Streak: 11 games (10/23/10-11/17/10: 7g, 7a)

PERSONAL

Justin and his wife, Kelly, have a son named Jaxon (9) and a daughter named Jade (6)… They spend their summer in Ventnor City, NJ, and have a border collie named Drago… Justin's great uncles, Jerry and Zellio Toppazzini, played in the NHL in the 1950s and 1960s… Justin started playing hockey at the age of five and his first youth team was the Ft. Hope Redmen… He says his family has had the biggest influence on his career and that the best advice he received was "don't let anyone tell you that you're not good enough"… His favorite players growing up were Wayne Gretzky and Steve Yzerman and his favorite team was the Montreal Canadiens… Justin's first job was working as a fire watch for a welder… His favorite television show is House of Cards, favorite movie is Good Will Hunting, favorite musical artist is Eminem and favorite actor is Robert De Niro… Justin likes to play golf when he's away from the rink, his favorite sports to watch are golf and tennis and his favorite athlete outside of hockey is Roger Federer… He is on Twitter and his handle is @JustinWilliams… He enjoys playing EA Sports NHL18 with his son… His favorite food is Chicken Kiev and favorite holiday is Christmas… Justin's biggest talent outside of hockey is "being the world's greatest dad"… He says if he wasn't playing hockey, he'd want to be doing something else in the sport for a living… The person he would most want to meet, past or present, is Leonardo Da Vinci… Justin's favorite road city is New York, favorite road arena is Bell Centre and favorite team to play against is Toronto… He originally got No. 14 when Bobby Clarke brought him two numbers in Philadelphia and asked him to pick one… His favorite thing about playing in the NHL is "living your dream every day" and his most memorable hockey moments were winning his three Stanley Cup championships.





2017-18 SEASON

Completed his 17th NHL season and sixth with Carolina… Registered 51 points (16g, 35a) in 82 games… One of four Canes skaters to play in all 82 games… Ranked third on the team in points and assists and tied for fifth in goals… Ranked tied for fourth on the team in power-play points (12) and shots (198)… Ranked third on the team in multi-point games (11) and tied for third in multi-assist games (5)… Tallied an assist in the Hurricanes' season opener vs. MIN (10/7)… Earned two assists at EDM (10/17)… Scored his first goal of the season at CGY (10/19)… Recorded two assists vs. ANA (10/29) to pass Tuomo Ruutu (126) for ninth place on Carolina's all-time assists (since relocation) list… Registered two points (1g, 1a) vs. FLA (11/7)… Played in his 1,100th NHL game vs. NYR (11/22)… Tallied two assists vs. TOR (11/24) to pass Tuomo Ruutu (216) for ninth place on Carolina's all-time points (since relocation) list… Scored a power-play goal and tallied a season-high seven shots vs. NSH (11/26)… Scored a goal at NYR (12/1), marking his 700th NHL point… Earned two points (1g, 1a) at BUF (12/15)… Played in his 300th Hurricanes game vs. BUF (12/23)… Recorded two points (1g, 1a), including the game-winning goal, at MTL (1/25) … Scored a goal vs. VAN (2/9) to pass Tuomo Ruutu (90) for ninth place on Carolina's all-time goals (since relocation) list… Registered two assists vs. LA (2/13)… Earned two assists at NJ (2/15)… Tallied a season-high three points (2g, 1a) at PHI (3/1)… Registered a season-high 20:19 of ice time vs. WPG (3/4)… Recorded two points (1g, 1a) at CHI (3/8)… Registered two points (1g, 1a) vs. TB (4/7)… **Longest goal streak:** 2 games (3/1-3/2: 3g, 1a)… **Longest assist streak:** 3 games (10/27-11/1: 4a; 11/7-11/11: 3a; 1/25-2/1: 1g, 3a; 4/2-4/7: 1g, 3a)… **Longest point streak:** 3 games (10/14-10/19: 1g, 3a; 10/27-11/2: 4a; 11/7-11/11: 1g, 3a; 1/25-2/1: 1g, 3a; 4/2-4/7: 1g, 3a)… **Multi-goal games:** 1 (3/1 at PHI: 2g, 1a)… **Multi-assist games:** 5 (Last: 2/15 at NJ: 2a) … **Multi-point games:** 11 (Last: 4/7 vs. TB: 1g, 1a).

CAREER

Entering his 18th NHL season and seventh with the Hurricanes… Signed a two-year contract with Carolina on 7/1/17… Was named team captain on 9/13/18… Has won three Stanley Cup championships (Carolina: 2006, Los Angeles: 2012, 2014)… Won the Conn Smythe Trophy as the most valuable player in the playoffs in 2014… Has earned an NHL record 14 points in eight career Game 7s and his seven Game 7 goals are tied for the NHL record (Glenn Anderson)… Washington's Game 7 loss to Pittsburgh in 2017 marked his first career Game 7 defeat (7-1)… Has registered 26 points (14g, 12a) in 22 career playoff games when his team has faced elimination… His average of 0.64 goals per game in elimination games is tied for the seventh-best in NHL history among players who have faced elimination at least ten times… Played in the 2007 NHL All-Star Game, earning two points (1g, 1a)… Participated in the YoungStars Game as part of 2002 NHL All-Star Game festivities… Has represented Canada at the IIHF World Championship three times… Won a gold medal with Canada at the 2007 World Championship, registering three points (1g, 2a) in nine games… Also won a gold medal with Canada at the 2004 World Championship and played for Canada at the 2002 World Championship… **1998-99:** Tallied 12 points (4g, 8a) in his first season of junior hockey with Plymouth of the Ontario Hockey League (OHL)… **1999-00:** Led the Whalers in goals (37), points (83) and plus/minus (+47, tied for first in the OHL)… Named Plymouth's Most Gentlemanly Player and voted the Most Improved Player in the OHL's Western Conference in the 2000 OHL Coaches Poll… Played in the 2000 NHL/CHL Top Prospects Game… Led the OHL in playoff goals (14) and playoff points (30) as Plymouth advanced to the OHL Final… **2000-01:** Completed his first NHL season with the Flyers, registering 12 goals and 13 assists (25 points) in 63 games… Netted his first NHL goal and added two assists in his NHL debut vs. VAN (10/5)… Earned points in each of his first three NHL games from 10/5-10/11 (1g, 4a)… **2001-02:** Totaled 40 points (17g, 23a) during his second NHL season with Philadelphia… Won the Pelle Lindbergh Memorial Trophy as the most improved Flyer… Had a seven-game point streak from 1/8-1/19 (5g, 5a)… Participated in the YoungStars Game as part of NHL All-Star Game festivities… **2002-03:** Scored eight goals and added 16 assists (24 points) in 41 regular-season games for the Flyers… Missed much of the season due to shoulder and knee injuries… Had six points (1g, 5a) in 12 postseason contests as the Flyers advanced to the Eastern Conference Semifinals… Netted the game-winning goal and had two assists in Game 7 of Eastern Conference Quarterfinal vs. TOR (4/22)… **2003-04:** Totaled 44 points (11g, 33a) in 79 games with Philadelphia and Carolina… Including his totals with Philadelphia, led all Hurricanes forwards in assists and plus-minus (+12)… Earned his 100th NHL point vs. WSH (11/6)… Was tied for the lead among Flyers in plus/minus (+10) prior to being traded to Carolina on 1/20 in exchange for Danny Markov… Had 18 points (5g, 13a) in 32 games with the Hurricanes after the trade… **2004-05:** Played for Lulea HF in Sweden during the NHL work stoppage, totaling 32 points (14g, 18a) in 49 games played… **2005-06:** Established career highs in points (76) and assists (45)… Netted 31 goals to reach the 30-goal mark for the first time… Had a nine-game point streak from 11/15-12/2 (6g, 7a)… Earned his 100th NHL assist vs. NJ (12/17)… Registered his first career four-point game with two goals and two assists at MTL (3/16)… Ranked tied for third among Hurricanes and tied for sixth in the league in playoff scoring, helping the Hurricanes capture their first Stanley Cup in seven games vs. EDM… Was tied for first among Hurricanes and tied for fourth in the in NHL in playoff plus-minus (+12)… Scored the empty-net goal in third period to seal the Game 7 victory vs. EDM (6/19)… **2006-07:** Led the Hurricanes with a career-high 33 goals… Also led the team in game-winning goals (8) and was tied for the club lead in power-play goals (12)… Scored his 100th NHL goal at TOR (1/9)… Recorded two points (1g, 1a) in his first career All-Star Game in Dallas (1/24)… Recorded his first career hat trick and added an assist at TB (10/16)… **2007-08:** Totaled 30 points (9g, 21) in 37 games played for

CAREER CONTINUED

Carolina… Earned his 100th Hurricanes assist at PIT (10/19)… Missed the majority of the season after suffering a knee injury at FLA (12/20)… **2008-09:** Split the season between Carolina and Los Angeles, totaling 14 points (4g, 10a) in 44 games… Suffered a torn Achilles tendon during a pre-season workout and was out until December… Was traded to Los Angeles on 3/4 in exchange for Patrick O'Sullivan and a second-round pick in the 2009 NHL Draft (Brian Dumoulin)… Made his Kings debut on 3/20… Played in his 500th career NHL game at CGY (4/6)… **2009-10:** Registered 29 points (10g, 19a) in 49 games with the Kings… Earned 15 points (5g, 10a) in his first 14 games of season (10/3-11/11)… Earned his 200th NHL assist at NYR (10/14)… Missed 28 games with a broken leg (12/28-3/10)… **2010-11:** Totaled 22 goals and 35 assists (57 points) in 73 games for the Kings… Ranked second on the team in points, fourth in goals, third in assists and second in shots (213) at the time of his regular-season-ending injury (3/21)… Earned points in a career-high 11 consecutive games from 10/23-11/17 (7g, 7a)… Played his 600th career game at PHX (1/22)… Earned his 400th NHL point vs. DAL (3/7)… Had a career-long, five-game assist streak from 3/5-3/11 (2g, 6a)… Was tied for team lead in goals during the Kings' first-round playoff loss to San Jose… **2011-12:** Reached 20 goals for the second consecutive season, totaling 22 goals and 37 assists (59 points) in 82 games for Los Angeles… Led the Kings in shots (241) and was tied for the team lead in power-play goals (9)… Had points in nine consecutive games from 1/9-2/1 (4g, 7a)… Played in his 700th career game vs. BOS (3/24)… Ranked tied for sixth in the NHL points (15), tied for fourth in assists (11) and tied for eighth in plus-minus (+8) in 20 postseason contests as the Kings captured the first Stanley Cup in franchise history… **2012-13:** Ranked tied for second among Kings skaters with 33 points (11g, 22a) in 48 regular-season games… Matched his career high with three assists at CBJ (2/5)… Earned his 100th Kings assist vs. COL (2/23)… Again matched his career high with three assists, vs. STL (3/5)… Earned his 300th career assist at SJ (3/14)… Scored goals in a career-best five-consecutive games from 3/28-4/4 (6g)… Registered points in six consecutive games from 3/28-4/7 (6g, 2a)… Was tied for the team lead in goals during the postseason (6) as the Kings advanced to the Western Conference Final before falling to Chicago… Netted a pair of goals in Game 7 of the Western Conference Semifinal vs. SJ (5/28)… **2013-14:** Scored 19 goals and added 24 assists (43 points) in 82 games… Played in all of the Kings' regular-season games for the third consecutive year, bringing his games-played streak to 212 games at the end of the season… Recorded his 500th career point with a goal at FLA (10/13)… Earned his 200th point with the Kings vs. NJ (11/21)… Netted his 200th NHL goal vs. CGY (11/30)… Scored a goal and added an assist in his 800th career NHL game vs. BOS (1/9)… Awarded the Conn Smythe Trophy as the most valuable player in the playoffs, ranking tied for second among league skaters in postseason scoring with 25 points (9g, 16a) to lead the Kings to their second Stanley Cup title… Ranked tied for third in the league in playoff goals, second in assists and first in plus-minus (+13)… Had five points in three Game 7 wins, establishing an NHL record for most career points (14) in Game 7s… Also matched Glenn Anderson's record for most career Game 7 goals (7) and extended his career record in Game 7s to 7-0… Played in his 100th career playoff game vs. ANA (5/10)… Earned points in a postseason career-long five consecutive games from 5/30-6/9 (2g, 7a)… **2014-15:** Finished the season ranked fourth among Kings skaters in goals (18), tied for fourth in power-play goals (4), sixth in assists (23) and tied for sixth in points (41)… Registered nine multi-point games… Matched his career high with three assists at COL (3/10)… **2015-16:** Completed his first season with Washington, ranking third on the team in goals (22) and fourth in assists (30) and points (52)… Played in every game for the sixth time in his career… Reached the 50-point plateau for the fifth time in his career… Registered 20 goals and 30 assists in a season for the fifth time in his career… Tied his career high in plus/minus (+15)… Registered two assists in his Capitals debut vs. NJ (10/10)… Scored his first Capitals goal and added an assist at EDM (10/23)… Scored a goal vs. DET (12/8), marking his 600th NHL point… Tallied three points (2g, 1a) at NYR (12/20)… Recorded his second career hat trick (3g) vs. NYR (1/17)… Earned two points (1g, 1a), including the game-winning goal in overtime at NYI (2/18)… Played in his 1,000th NHL game vs. ANA (4/10), becoming the 304th player in NHL history to reach 1,000 games… Registered seven points (3g, 4a) in 12 postseason contests as the Capitals advanced to the second round before falling to Pittsburgh… Earned a point in four consecutive playoff games from 5/2-5/10 (3g, 2a)… **2016-17:** Scored 24 goals, marking his second consecutive 20-goal season and his most goals in a season since setting his career high in 2006-07 (33)… Scored two goals vs. BOS (12/8), marking his 26th career multi-goal game… Scored a goal at CAR (12/16), extending his goal streak to three games, his longest since 2012-13… Tallied two assists, including his 400th NHL assist, at PHI (2/22)… Netted his 20th goal of the season at TB (3/18)… Earned his 100th Capitals point at BOS (4/8), marking the fourth team he has recorded 100 points with (Philadelphia: 115, Carolina: 201, Los Angeles: 266)… The only other active players to record 100 or more points with four different NHL teams are Jaromir Jagr (Pittsburgh, Washington, Rangers, Florida) and Michael Cammalleri (Los Angeles, Montreal, Calgary, New Jersey)… Played in all 13 of the Capitals' postseason contests, ranking fourth on the team in scoring with nine points (3g, 6a) as Washington fell to Pittsburgh in the second round.

JUSTIN WILLIAMS CAREER HIGHLIGHTS

Mr. Game 7: Williams is 7-1 in eight career Game 7s, including two Game 7 wins with the Hurricanes. He has earned an NHL record 14 points in Game 7s and his seven Game 7 goals are tied for the NHL record (Glenn Anderson).

You Can Come Home Again: Williams is in his second stint with the Hurricanes. He also played for Carolina between Jan. 20, 2004 and March 4, 2009, totaling 201 points (81g, 120a) in 265 games during that time.

20-20: Williams reached the 20-goal mark each of his two seasons in Washington, and has now scored 20-or-more goals six times, with three different teams.

"Justin Williams has won the Stanley Cup": Williams sealed the first Stanley Cup championship in Hurricanes franchise history, scoring an empty-net goal at 18:59 of the third period of Game 7 of the 2006 Final against Edmonton.

Trophy Case: Williams has three Stanley Cups (Carolina, 2006; Los Angeles, 2012, 2014) and won the Conn Smythe as the MVP of the Stanley Cup playoffs in 2014.

JW1K: Williams reached the 1,000 NHL games milestone on April 10, 2016, with Washington. Entering the 2017-18 season, he was one of 21 players to reach that milestone who have worn a Hurricanes sweater.


14
CCM



PATRICK BROWN 36

Center/Left Wing • Shoots Right
5'11" • 214 lbs.
5/29/92 • Bloomfield Hills, MI

Acquired: 4/12/14, Signed as a free agent
2017-18 Team: Charlotte (AHL)
Drafted: Undrafted

HIGHLIGHTS

NHL FIRSTS:
Game: 10/10/14; 5-3 L vs. NYI
Point: 3/31/16; 4-3 W vs. NYR (goal)
Goal: 3/31/16; 4-3 W vs. NYR (Lundqvist)

NHL HIGHS:
Goals: 1 (3/31/16; 4-3 W vs. NYR)
Assists: 1 (3/31/16; 4-3 W vs. NYR)
Points: 2 (3/31/16; 4-3 W vs. NYR)
Penalty Min: 4-2x (Last: 3/29/16: 2-3 SOL at NYI)

NHL STREAKS:
Goal Streak: None
Assist Streak: None
Point Streak: None

CAREER STATS

			REGULAR SEASON					PLAYOFFS				
YEAR	**TEAM**	**LEAGUE**	**GP**	**G**	**A**	**P**	**PIM**	**GP**	**G**	**A**	**P**	**PIM**
2010-11	Boston College	H-East	29	0	1	1	8	–	–	–	–	–
2011-12	Boston College	H-East	13	1	0	1	6	–	–	–	–	–
2012-13	Boston College	H-East	38	5	6	11	14	–	–	–	–	–
2013-14 (a)	Boston College	H-East	40	15	15	30	30	–	–	–	–	–
2014-15	**Carolina**	**NHL**	**7**	**0**	**0**	**0**	**4**	**–**	**–**	**–**	**–**	**–**
	Charlotte	AHL	60	2	8	10	34	–	–	–	–	–
2015-16	**Carolina**	**NHL**	**7**	**1**	**1**	**2**	**4**	**–**	**–**	**–**	**–**	**–**
	Charlotte	AHL	70	13	12	25	29	–	–	–	–	–
2016-17	**Carolina**	**NHL**	**14**	**0**	**0**	**0**	**0**	**–**	**–**	**–**	**–**	**–**
	Charlotte	AHL	66	12	16	28	45	5	1	0	1	0
2017-18	Charlotte	AHL	68	7	20	27	61	8	1	2	3	0
Hurricanes/NHL Totals (3 Seasons)			**28**	**1**	**1**	**2**	**8**	**–**	**–**	**–**	**–**	**–**

(a) April 12, 2014—Signed by the Carolina Hurricanes as a free agent.

2017-18 SEASON

Completed his fourth professional season and fourth with the Checkers… Served as team captain for the second consecutive season… Recorded a career-best 20 assists… Ranked fourth on the team with a plus-18 rating and tied for fourth with 61 penalty minutes, both of which were career highs… Tied for sixth on the team with a career-high four power-play goals and was one of five Checkers to score a shorthanded goal… Tallied two assists in the Checkers' season-opening victory at Hartford (10/6)… Picked up a career-high 15 penalty minutes for fighting at puck drop vs. Utica (10/29)… Scored a season-high two goals, including his fourth power-play tally of the season, in a 5-2 win vs. Lehigh Valley (12/13)… Scored on a shorthanded breakaway vs. Hartford (3/10)… Registered three points (1g, 2a) in eight playoff games with the Checkers.

CAREER

Entering his fifth professional season… Signed with the Hurricanes as an undrafted free agent on 4/12/14… Completed his collegiate career at Boston College (Hockey East) with 21 goals and 22 assists (43 points) in 120 games… During his time at Boston College, his team totaled 112 victories, one NCAA championship (2012), three Hockey East regular-season titles and two Hockey East tournament championships… Was a member of the Hockey East All-Academic team each of his four seasons… His father, Doug Brown, played 15 seasons in the NHL, capturing the Stanley Cup with the Detroit Red Wings in 1997 and 1998… Patrick's middle name is Wellington, after his grandfather Wellington Mara, former owner of the NFL's New York Giants… **2009-10:** Registered a team-high 48 points (23g, 25a) in 30 games for Bloomfield Hills Cranbrook-Kingswood (MI), serving as co-captain… Helped guide the team to the 2010 Michigan High School Athletic Association Division III State Championship, its second straight state title… Earned Michigan Interscholastic Hockey League co-Most Valuable Player honors, tallying a league-best 20 points in conference contests… Was named to the Michigan High School Hockey Coaches Association (MHSHCA) All-State first-team for the second consecutive season… Also named to the MHSHCA Dream Team… **2010-11:** Completed his freshman season at Boston College, earning his first college point vs. Maine (11/19)… **2011-12:** Netted one goal in 13 games during his second year at Boston College… Scored his first collegiate goal in the Eagles' 5-2 win vs. Michigan State (10/7)… It was also Boston College's first goal of the season… **2012-13:** Played in all 38 games during his junior season at Boston College, totaling 11 points (5g, 6a) and winning 53% of his faceoffs…Netted the game-winning goal at 16:23 of the third period vs. Massachusetts (11/14)… Found the net in Boston College's 6-3 victory in the Beanpot championship game vs. Northeastern (2/11)… Scored the game winner in the Eagle's Hockey East Quarterfinal victory vs. Vermont (3/16)… **2013-14:** Completed his senior season at Boston College, ranking third among Eagles in goals (15) and fourth in points (30) in 40 games played… Served as the team's captain… Was also third on the team in game-winning goals (4)… Shared the John "Snooks" Kelley Memorial Award as the individual who best typifies Boston College hockey with Bill Arnold… Netted his first career short-handed goal and logged his first career multi-point game with an assist against Wisconsin (10/18)… Scored his first career power play goal for the game-winning tally against Providence (1/10), his 100th-career collegiate game… Netted the game-winning goal and added an insurance tally late to clinch the 62nd annual Beanpot Tournament against Northeastern (2/10)… That game-winning goal was selected as ESPN SportsCenter's No. 1 play on its Top 10 plays list that evening… Scored a pair of goals at Vermont (2/14), including the game-winning tally… Was selected as the Hockey East Player of the Week on 2/17… Scored in Boston College's NCAA Frozen Four semifinal game against Union (4/10), as the Eagles ultimately fell to Union 5-4 to end their season… **2014-15:** Completed his first professional season, appearing in seven NHL games with the Hurricanes… Also skated in 60 American Hockey League (AHL) games with Charlotte, totaling 10 points (2g, 8a)… Made the Hurricanes roster out of training camp… Made his NHL/Hurricanes debut and was (+1) vs. NYI (10/10)… Assigned to Charlotte (10/17)… Made his AHL debut for Charlotte vs. Grand Rapids (10/17)… Earned his first professional point with an assist for Charlotte vs. Hamilton (11/2)… Netted his first professional goal vs. Texas (1/4)… **2015-16:** Appeared in seven NHL games with Carolina… Also skated in 70 games on the American Hockey League (AHL) level for Charlotte, posting 25 points (13g, 12a)… Tallied his first NHL/Hurricanes point with a goal in the first period and later added his first career assist vs. NYR (3/31)… **2016-17**: Appeared in 14 games on the NHL level with the Hurricanes, averaging 9:42 of ice time per game… Spent the majority of the season in the American Hockey League (AHL) with Charlotte, posting 28 points (12g, 16a) in 66 games and serving as the Checkers' captain beginning in November… Had points in his first three AHL games of the year from 10/14-10/21 (1g, 3a)… Netted goals in three consecutive AHL games from 2/3-2/10 (3g, 1a)… Recalled by the Hurricanes on 3/1 and played his first NHL game of the season that night at Tampa Bay… Skated an NHL season-high 13:06 at PHI (3/19)… Reassigned to Charlotte (AHL) on 3/26… Had a four-game AHL point streak from 4/4-4/9 (1g, 5a)… Scored one goal in five postseason contests as the Checkers were eliminated in the opening round by the Chicago Wolves.



TREVOR CARRICK 46

Defenseman • Shoots Left
6'2" • 196 lbs.
7/4/94 • Stouffville, Ontario

Acquired: 2012 NHL Draft
2017-18 Teams: Carolina (NHL), Charlotte (AHL)
Drafted: Carolina 2012 (5-115-4)

HIGHLIGHTS

NHL FIRSTS:
Game: 3/15/16; 2-1 L at WSH
Point: None
Goal: None

NHL HIGHS:
Goals: None
Assists: None
Points: None
Penalty Min: 2 (10/17/17; 5-3 W at EDM)

NHL STREAKS:
Goal Streak: None
Assist Streak: None
Point Streak: None

CAREER STATS

			REGULAR SEASON					PLAYOFFS				
YEAR	**TEAM**	**LEAGUE**	**GP**	**G**	**A**	**P**	**PIM**	**GP**	**G**	**A**	**P**	**PIM**
2010-11	Stouffville	OJHL	40	6	13	19	44	19	2	11	13	10
2011-12 (a)	Mississauga	OHL	68	6	13	19	64	6	1	0	1	7
2012-13	Mississauga	OHL	56	10	21	31	56	6	0	2	2	11
2013-14 (b)	Mississauga	OHL	41	16	15	31	65	–	–	–	–	–
	Sudbury	OHL	29	6	14	20	52	5	1	2	3	10
2014-15	Charlotte	AHL	76	7	25	32	94	–	–	–	–	–
2015-16	**Carolina**	**NHL**	**2**	**0**	**0**	**0**	**0**	**–**	**–**	**–**	**–**	**–**
	Charlotte	AHL	70	9	33	42	51	–	–	–	–	–
2016-17	Charlotte	AHL	57	4	12	16	45	5	0	3	3	0
2017-18	**Carolina**	**NHL**	**1**	**0**	**0**	**0**	**2**	**–**	**–**	**–**	**–**	**–**
	Charlotte	AHL	73	11	33	44	85	8	0	4	4	6
Hurricanes/NHL Totals (2 seasons)			**3**	**0**	**0**	**0**	**2**	**–**	**–**	**–**	**–**	**–**

(a) June 23, 2012—Selected by the Carolina Hurricanes in the 2012 NHL Draft. Fifth Hurricanes pick, 115th overall, fourth round.
(b) Dec. 18, 2013—Signed a three-year, entry-level contract with the Carolina Hurricanes.

2017-18 SEASON

Registered 44 points (11g, 33a) in 73 AHL games with Charlotte… Ranked fourth among AHL defensemen in assists, sixth in points and tied for eighth in goals… Ranked third among Charlotte skaters in assists and sixth in points… Led the team in shots (167)… Posted career highs in goals, points and game-winning goals (3)… Became Charlotte's all-time leader among defensemen in assists and points during the 2017-18 season… Recorded 10 multi-point games… Recalled from Charlotte (10/14)… Served as healthy extra vs. WPG (10/14)… Earned two penalty minutes in 7:32 of ice time in his NHL season debut at EDM (10/17)… Assigned to Charlotte (10/18)… Recorded three assists vs. Hartford (3/9)… Tallied three assists vs. Lehigh Valley (4/4)… Registered four assists in eight AHL playoff games… Ranked tied for first on the team in assists and tied for first among Checkers defensemen in points… Tallied two assists in Game 2 of Charlotte's second-round series at Lehigh Valley (5/5).

CAREER

Is in his fifth professional season… Registered 134 points (31g, 103a) and 275 penalty minutes in 276 career American Hockey League (AHL) games with Charlotte entering the 2018-19 season… Completed his three-year Ontario Hockey League (OHL) career with 101 points (38g, 63a) and 237 penalty minutes in 194 games with Mississauga and Sudbury… Was selected by Carolina in the fourth round of the 2012 NHL Draft and signed to a three-year, entry-level contract on 12/18/13… **2010-11:** Played for his hometown team, Stouffville, prior to beginning his OHL career, earning 19 points (6g, 13a) in 40 games… Was Stouffville's third-leading scorer with 13 points (2g, 11a) in 19 games, as the Spirit reached the OJHL semifinals before falling to eventual champion Wellington… Was selected by Mississauga St. Michael's in the fifth round (85th overall) of the 2010 OHL Priority Draft… **2011-12:** Ranked third among Mississauga defensemen in scoring during his rookie season in the OHL, totaling 19 points (6g, 13a) in 68 games… Was second among Mississauga defensemen in goals (6)… Made his OHL debut at Sudbury (9/23)… Earned his first OHL point with an assist vs. Sault Ste. Marie (10/7)… Scored his first OHL goal vs. Plymouth (10/23)… Had a season-high, five-game point streak from 2/20-3/2 (4g, 2a), including a four-game goal streak (2/24-3/2: 4g, 1a)… Scored one goal in six OHL playoff games as Mississauga fell to Barrie in the opening round… Made his OHL playoff debut at Barrie (3/22) and scored his first playoff goal in Game 4 vs. Barrie (3/27)… **2012-13:** Ranked third among Mississauga defensemen in goals (10), assists (21) and points (31) in 56 games played during his second season with the Steelheads… Earned 11 points (5g, 6a) in 11 games during November… Totaled two assists in six OHL playoff games as the Steelheads fell to Belleville in the opening round… **2013-14:** Ranked second among OHL defensemen in goals (22) and tied for eighth in points (51), splitting his final season of junior hockey between Mississauga and Sudbury… Was the only player among the top 20 OHL defensemen in scoring who also had more than 100 penalty minutes… Acquired by Sudbury on 1/9… Matched his career high with a five-game point streak from 2/23-3/1 (2g, 5a)… Earned three points (1g, 2a) in five OHL playoff games as Sudbury fell to Barrie in the opening round… **2014-15:** Set franchise records for a Checkers rookie defenseman in games played (76), goals (7), assists (25), points (32), power-play assists (13) and power-play points (14)… His 94 penalty minutes ranked fourth on the team and were the most ever by a Checkers rookie at any position… Ranked third among all Checkers skaters in scoring, led the team in assists and led Charlotte defensemen in goals, assists, points and penalty minutes… Ranked second among AHL rookie defensemen in assists… Led AHL rookie defensemen (t-2nd among all rookies) and the Checkers in power-play assists… Ranked second on the team in power-play points… Recorded his first professional point with an assist in his first AHL game at Milwaukee (10/10)… Dropped the gloves with Colin Campbell for his first professional fight vs. Grand Rapids (10/18)… Recorded his first multi-point game as a professional with three assists vs. Milwaukee (11/29)… Scored his first professional goal vs. San Antonio (12/19)… Became the second Checkers rookie to play every game in a season (Victor Rask – 2013-14) and tied a franchise record with four assists in the Checkers' final game of the season at Grand Rapids (4/18)… **2015-16:** Appeared in his first NHL season with Carolina, appearing in two games on the NHL level… Spent the majority of the season with Charlotte, leading Checkers defensemen in points (42), goals (9) and assists (33)… Was tied for eighth among AHL defensemen in scoring… Ranked first among all Checkers (AHL) skaters in assists (33)… Made his NHL/Hurricanes debut at WSH (3/15)… Recorded a team-high three takeaways and blocked a shot in 16:45 of ice time at MIN (3/19)… **2016-17:** Totaled 16 points (4g, 12a) and a career-best +4 rating in 57 games with the Checkers… Served as an alternate captain at various points throughout the season… Picked up an assist in his return from an 18-game injury absence vs. Cleveland (1/13)… Recorded his only multi-point game of the season with a pair of assists at Grand Rapids (3/31)… Ranked tied for fourth on the team and for first among defensemen with three points, all assists, in five playoff games… Had an assist and was (+4) in his AHL playoff debut, a Game 1 victory vs. Chicago (4/20).



WARREN FOEGELE 13

Left Wing • Shoots Left
6'2" • 198 lbs.
4/1/96 • Markham, Ontario

Acquired: 2014 NHL Draft
2017-18 Teams: Carolina (NHL), Charlotte (AHL)
Drafted: Carolina 2014 (3-67-3)

HIGHLIGHTS

NHL FIRSTS:

Game: 3/26/18; 4-1 W vs. OTT
Point: 3/26/18; 4-1 W vs. OTT (goal)
Goal: 3/26/18; 4-1 W vs. OTT (Anderson)

NHL HIGHS:

Goals: 1-2x (Last: 3/27/18; 3-4 L at NJ)
Assists: 1 (3/26/18; 4-1 W vs. OTT)
Points: 2 (3/26/18; 4-1 W vs. OTT)
Penalty Min: None

NHL STREAKS:

Goal Streak: 2 games (3/26/18-3/27/18: 2g, 1a)
Assist Streak: None
Point Streak: 2 games (3/26/18-3/27/18: 2g, 1a)

CAREER STATS

			REGULAR SEASON					PLAYOFFS				
YEAR	**TEAM**	**LEAGUE**	**GP**	**G**	**A**	**P**	**PIM**	**GP**	**G**	**A**	**P**	**PIM**
2013-14 (a)	St. Andrew's	High-Ont.	17	18	17	35	26	–	–	–	–	–
2014-15	New Hampshire	H-East	34	5	11	16	26	–	–	–	–	–
2015-16	New Hampshire	H-East	5	0	1	1	4	–	–	–	–	–
	Kingston	OHL	52	13	35	48	44	9	8	2	10	12
2016-17 (b)	Kingston	OHL	28	11	20	31	20	–	–	–	–	–
	Erie	OHL	33	16	16	32	20	22	13	13	26	25
2017-18	**Carolina**	**NHL**	**2**	**2**	**1**	**3**	**0**	–	–	–	–	–
	Charlotte	AHL	73	28	18	46	40	8	0	3	3	12
Hurricanes/NHL Totals (1 season)			**2**	**2**	**1**	**3**	**0**	**–**	**–**	**–**	**–**	**–**

(a) June 28, 2014—Selected by the Carolina Hurricanes in the 2014 NHL Draft. Third Hurricanes pick, 67th overall, third round.
(b) March 31, 2017—Signed a three-year, entry-level contract with the Carolina Hurricanes.

2017-18 SEASON

Registered 46 points (28g, 18a) in 73 AHL games with Charlotte… Led the team in shorthanded goals (4) and game-winning goals (9)… Ranked second on the team in goals and shots (160), third in plus/minus (+22) and fifth in points… Ranked first among AHL rookies in game-winning goals, tied for first in shorthanded goals, second in goals, fifth in plus/minus and eighth in points… Posted 14 multi-point games… Represented the Atlantic Division at the 2018 AHL All-Star Classic… Scored two goals in his AHL debut at Hartford (10/6)… Scored two goals at Wilkes-Barre/Scranton (10/7)… Named the CCM/AHL Player of the Week (10/10)… Earned three points vs. Providence (11/25)… Recorded his first career hat trick vs. Springfield (12/1)… Recorded three points (2g, 1a) vs. Laval (12/17)… Registered three points vs. Bridgeport (1/16)… Recalled from Charlotte (3/25)… Recorded two points (1g, 1a) in his NHL debut vs. OTT (3/26), becoming the fifth player in franchise history to record a multi-point game in his League debut and the 21st player in franchise history (since 1979) to score a goal in his NHL debut… Scored a goal at NJ (3/27)… Assigned to Charlotte (3/28)… Scored two goals at Bridgeport (4/15)… Earned three assists in eight AHL playoff games with Charlotte… Ranked second on the team in penalty minutes (12)… Made his AHL playoff debut in Game 1 of Charlotte's first-round series against Wilkes-Barre/Scranton (4/20)… Earned his first AHL playoff point with an assist in Game 2 against Wilkes-Barre/Scranton (4/21).

CAREER

Selected by Carolina in the third round (67th overall) of the 2014 NHL Draft… Signed a three-year, entry-level contract on 3/31/17… Earned 111 points (40g, 71a) in 113 career games for Kingston and Erie of the Ontario Hockey League (OHL)… Also spent time at the University of New Hampshire, where he was teammates with Hurricanes defenseman Brett Pesce in 2014-15… Totaled 95 goals and 85 assists (180 points) in 118 career varsity games over three seasons for Canadian prep school St. Andrew's College… **2011-12:** Played for his hometown Markham Waxers AAA team in 2011-12, totaling 18 points (10g, 8a) in 28 games… Also made his varsity debut for St. Andrew's College in 2011-12, appearing in eight games, including two playoff games, and earning one assist… **2012-13:** Named a CISAA All-Star in 2012-13 after totaling 37 goals and 36 assists (73 points) in 58 games for St. Andrew's… **2013-14:** Led St. Andrew's with 58 goals, 49 assists and 107 points in 52 games as the Saints captured the MacPherson Tournament, MPHL and CISAA championships… Named a CISAA All-Star for the second consecutive season and selected as team MVP in 2013-14… **2014-15**: Played in 34 of New Hampshire's 40 games, totaling 16 points (5g, 11a)… **2015-16:** Spent most of the season with Kingston (OHL), earning 48 points (13g, 35a) in 52 games… Played five games for the University of New Hampshire prior to joining the Frontenacs… Led Kingston in plus/minus (+32)… Ranked tied for fourth among Kingston skaters in assists and was fifth in scoring… Led Kingston and ranked tied for eighth in the league in 2016 playoff goals (8)… **2016-17**: Split the season between Kingston and Erie (OHL)… Established OHL career highs in goals (27), assists (36) and points (63)… Notched 16 goals and 16 assists (32 points) in 33 games for Erie… His combined 27 goals ranked third among Otters skaters for the season… Tallied 14 multi-point games… Recorded 26 points (13g, 13a) in 22 playoff games with Erie as the Otters defeated the Mississauga Steelheads in five games to win the 2017 J. Ross Robertson Cup as the OHL champions… Was named the Most Valuable Player of the 2017 OHL Playoffs and was the recipient of the Wayne Gretzky '99' Award… Became just the third Otters player to win the award, joining Connor McDavid (2015) and Brad Boyes (2002)… Collected eight points (5g, 3a) in the Rogers OHL Championship Series… Earned seven multi-point games during the 2017 OHL Playoffs… Scored the game-winning goal in overtime and added an assist in Game 7 of Erie's second-round series against London (4/18)… Scored a shorthanded, game-winning goal in Game 4 of the Western Conference Final against Owen Sound (4/26)… Recorded a hat trick and earned five points (3g, 2a) in Game 4 of the 2017 OHL Championship Series vs. Mississauga (5/10)… Earned seven points (2g, 5a) in five games at the 2017 Mastercard Memorial Cup and tallied a point in all five games… Scored a power-play goal in the Memorial Cup Final (5/28) as the Otters fell to the Windsor Spitfires (OHL) 4-3.



JANNE KUOKKANEN 59

Center/Left Wing • Shoots Left
6'1" • 193 lbs.
5/25/98 • Oulunsalo, Finland

Acquired: 2016 NHL Draft
2017-18 Teams: Carolina (NHL), Charlotte (AHL)
Drafted: Carolina 2016 (3-43-2)

HIGHLIGHTS

NHL FIRSTS:
Game: 10/7/17, 5-4 SO W vs. MIN
Point: None
Goal: None

NHL HIGHS:
Goals: None
Assists: None
Points: None
Penalty Min: None

NHL STREAKS:
Goal Streak: None
Assist Streak: None
Point Streak: None

CAREER STATS

			REGULAR SEASON					PLAYOFFS				
YEAR	**TEAM**	**LEAGUE**	**GP**	**G**	**A**	**P**	**PIM**	**GP**	**G**	**A**	**P**	**PIM**
2013-14	Karpat U18	Fin-U18	44	26	27	53	32	5	5	2	7	0
2014-15	Karpat U18	Fin-U18	3	1	4	5	4	9	3	4	7	0
	Karpat Jr.	Fin-Jr.	35	3	12	15	16	–	–	–	–	–
2015-16 (a)	Karpat Jr.	Fin-Jr.	47	22	31	53	53	3	0	1	1	2
	Karpat	Finland	1	2	0	2	0	–	–	–	–	–
	Hokki	Finland-2	1	1	1	2	2	–	–	–	–	–
	Karpat U18	Fin-U18	–	–	–	–	–	5	1	4	5	0
2016-17 (b)	London	OHL	60	26	36	62	14	14	10	6	16	2
	Charlotte	AHL	–	–	–	–	–	1	0	0	0	0
2017-18	**Carolina**	**NHL**	**4**	**0**	**0**	**0**	**0**	**–**	**–**	**–**	**–**	**–**
	Charlotte	AHL	60	11	29	40	16	8	3	1	4	2
Hurricanes/NHL Totals (1 Season)			**4**	**0**	**0**	**0**	**0**	**–**	**–**	**–**	**–**	**–**

(a) June 24, 2016—Selected by the Carolina Hurricanes in the 2016 NHL Draft. Third Hurricanes pick, 43rd overall, second round.
(b) March 23, 2017—Signed a three-year, entry-level contract with the Carolina Hurricanes.

2017-18 SEASON

Made his NHL debut in the Hurricanes' season opener vs. MIN (10/7)… Earned season highs in shots (3) and ice time (12:02) vs. CBJ (10/10)… Was a healthy extra in six games (10/17-10/27)… Assigned to Charlotte (10/30)… Registered 40 points (11g, 29a) in 60 games with Charlotte (AHL)… Was named the AHL Rookie of the Month for February… Posted 10 multi-point games… Ranked fourth on the team in assists, tied for fifth in plus/minus (+17), eighth in points and tied for ninth in goals… Ranked eighth among AHL rookies in assists… Earned an assist in his AHL season debut at Belleville (11/3)… Registered four points (1g, 3a) vs. Belleville (11/21)… Posted a season-high four-game point streak (2/3-2/9: 1g, 5a)… Recorded three points (2g, 1a) vs. Hartford (2/13)… Earned his first career hat trick and registered a career-high five points (3g, 2a) vs. Hershey (4/7)… Recorded four points (3g, 1a) in eighth AHL playoff games with Charlotte… Ranked tied for second on the team in playoff goals… Made his AHL playoff debut in Game 1 of Charlotte's first-round series against Wilkes-Barre/Scranton (4/20)… Earned his first AHL playoff point with an assist in Game 2 against Wilkes-Barre/Scranton (4/21)… Scored his first AHL playoff goal in Game 3 at Wilkes-Barre/Scranton (4/26)… Scored two goals in Game 2 of Charlotte's second-round series at Lehigh Valley (5/5).

CAREER

Is in his third professional season and second with the Hurricanes… Selected by the Hurricanes in the second round, 43rd overall, in the 2016 NHL Draft… Totaled 62 points (26g, 36a) in 60 Ontario Hockey League (OHL) games with the London Knights… Totaled 68 points (25g, 43a) in 82 career games with Karpat Jr. in the Finnish junior league… Has represented Finland in international tournaments including the 2014 U-17 World Hockey Challenge, the 2015 and 2016 Five Nations Tournaments, the 2015 Ivan Hlinka Memorial Tournament, the 2016 U18 World Championship and the 2017 World Junior Championship… Was tied for third among Finnish skaters in scoring at the 2016 U18 World Championships with seven points (3g, 4a) in seven games as Finland won gold… **2013-14:** Scored 26 goals and added 27 assists (53 points) in 44 games for Karpat's U-18 team in 2013-14… **2014-15:** Split 2014-15 between Karpat's U-18 and U-20 squads, totaling 15 points (3g, 12a) in 35 games for Karpat Jr… **2015-16:** Played on four different levels in Finland during the 2015-16 season, spending the majority of the season with Karpat Jr… Totaled 53 points (22g, 31a) in 47 games for Karpat Jr… Also made his debut in Finland's SM Liiga with Karpat, netting two goals in his only game… Also skated in one game for Hokki of the Mestis League, scoring a goal and adding an assist… Had one assist in three playoff games for Karpat Jr. and also skated for Karpat's U-18 team during the playoffs, earning five points (1g, 4a) in five games… **2016-17:** Recorded 62 points (26g, 36a) in 60 games with the London Knights (OHL) in his first season in North America… Ranked tied for third on the team in goals and fourth in assists and points… Posted a 13-game point streak from 10/21 to 11/20 (9g, 18a)… Earned an OHL career-high four points (1g, 3a) vs. North Bay (11/18)… Recorded a career-high four assists vs. Ottawa (1/20)… Earned 16 points (10g, 6a) in 14 OHL playoff games as the Knights fell to the 2017 OHL champion Erie Otters in the second round… Led the Knights in playoff goals and points.. Earned a point in 12 of his 14 playoff games… Joined the Charlotte Checkers (AHL) at the conclusion of his OHL season and made his professional debut in Game 3 of the team's first-round Calder Cup Playoff series at CHI (4/23).



SAKU MAENALANEN 8

Right Wing • Shoots Left
6'4" • 207 lbs.
5/29/94 • Kemi, Finland

Acquired: 5/18/18, Signed as a free agent
2017-18 Teams: Karpat (SM-liiga)
Drafted: Nashville 2013 (5-125-5)

HIGHLIGHTS

NHL FIRSTS:
Game: None
Point: None
Goal: None

NHL HIGHS:
Goals: None
Assists: None
Points: None
Penalty Min: None

NHL STREAKS:
Goal Streak: None
Assist Streak: None
Point Streak: None

CAREER STATS

			REGULAR SEASON					PLAYOFFS				
YEAR	**TEAM**	**LEAGUE**	**GP**	**G**	**A**	**P**	**PIM**	**GP**	**G**	**A**	**P**	**PIM**
2012-13 (a)	Karpat U20	Finland-Jr.	45	23	35	58	43	5	5	2	7	18
2013-14	Karpat U20	Finland-Jr.	5	3	3	6	2	12	4	4	8	10
	Karpat	Liiga	25	3	4	7	0	–	–	–	–	–
	Jokipojat	Mestis	15	9	6	15	4	–	–	–	–	–
2014-15	Karpat U20	Finland-Jr.	6	2	6	8	2	–	–	–	–	–
	Karpat	Liiga	20	4	1	5	2	7	0	1	1	0
	Pelicans	Liiga	8	1	0	1	0	–	–	–	–	–
	Hokki	Mestis	17	5	8	13	6	10	2	4	6	22
2015-16	Karpat	Liiga	46	6	10	16	14	13	3	1	4	6
2016-17	Karpat	Liiga	34	11	10	21	6	2	0	0	0	0
2017-18 (b)	Karpat	Liiga	59	17	29	46	26	18	5	5	10	16
Liiga Totals (5 seasons)			**192**	**43**	**53**	**96**	**48**	**40**	**8**	**7**	**15**	**22**

(a) June 30, 2013— Selected by the Nashville Predators in the 2013 NHL Draft. Fifth Predators pick, 125th overall, fifth round.
(b) May 18, 2018—Signed by the Carolina Hurricanes as a free agent to a one-year contract.

2017-18 SEASON

Posted career highs in goals (17), assists (29), points (46) and games played (59) in his fifth season with Karpat… Finished fourth on the team in goals and points, and tied for second on the team in assists… Karpat won both the regular season and playoff titles for the third time in five seasons… Added 10 points (5g, 5a) in 18 playoff games… Made his IIHF World Championship debut for Finland, registering three points (2g, 1a) in eight games.

CAREER

Is entering his sixth professional season and first with the Hurricanes organization… Signed a one-year contract with the Hurricanes on May 18, 2018… Was a teammate of Sebastian Aho at various levels of Karpat's system… Represented Finland at the 2014 IIHF World Junior Championship where he was teammates with Teuvo Teravainen… Also represented Finland at the 2018 IIHF World Championship where he played alongside Aho and Teravainen… **2012-13**: Skated in 45 games with Karpat's U20 team in the Jr. A SM-liiga, posting 58 points (23g, 35a)… Led the team in assists… Added a team-high seven points (5g, 2a) in five playoff games… **2013-14**: Made his Liiga debut, playing 25 games for league champions Karpat and registering seven points (3g, 4a)… Won a gold medal with Finland at the 2014 IIHF World Junior Championship, where he led all tournament skaters in goals (7) and finished tied for third in points (11)… Played 15 games on loan with Jokipojat (Mestis), where he posted 15 points (9g, 6a)… Appeared in five games with Karpat U20 with six points (3g, 3a)… Skated in 12 playoff games with Karpat U20, adding eight points (4g, 4a)… **2014-15**: Appeared in six games for Karpat U20 with eight points (2g, 6a)… Played 17 games on loan with Hokki (Mestis), where he posted 13 points (5g, 8a) and added six points (2g, 4a) in 10 playoff games… Also appeared on loan for Pelicans (Liiga), registering one goal in eight games… Skated in 20 regular season games for Karpat, who repeated as both regular season and playoff champions, posting five points (4g, 1a)… Had one assist in seven playoff games for Karpat… **2015-16**: Skated in 46 games for Karpat, recording 16 points (6g, 10a)… Added four points (3g, 1a) in 13 playoff games… **2016-17**: Played 34 games with Karpat, totaling 21 points (11g, 10a)… Appeared in two playoff games.



GREG McKEGG 42

Center • Shoots Left
6'0" • 194 lbs.
6/17/92 • St. Thomas, Ontario

Acquired: 2/26/18, Trade with Pittsburgh
2017-18 Teams: Pittsburgh (NHL), Charlotte/WBS (AHL)
Drafted: Toronto 2010 (3-62-2)

HIGHLIGHTS

NHL FIRSTS:

Game: 2/1/14; 6-3 W vs. OTT
Point: 3/29/16; 5-2 W vs. TOR (goal)
Goal: 3/29/16; 5-2 W vs. TOR (Bernier)

NHL HIGHS:

Goals: 1-7x (last: 11/4/17; 4-2 L at VAN)
Assists: 1-6x (last: 10/12/17; 5-4 L at TB)
Points: 1-13x (last: 11/4/17; 4-2 L at VAN)
Penalty Min: 5-2x (last: 3/24/17; 2-1 W at DET)

NHL STREAKS:

Goal Streak: 2-2x (last: 1/4/17-1/6/17; 2g, 0a)
Assist Streak: None
Point Streak: 2-3x (last: 10/12/17-10/14/17; 1g, 1a)

CAREER STATS

			REGULAR SEASON					PLAYOFFS				
YEAR	**TEAM**	**LEAGUE**	**GP**	**G**	**A**	**P**	**PIM**	**GP**	**G**	**A**	**P**	**PIM**
2008-09	Erie	OHL	64	8	10	18	22	5	2	1	3	4
2009-10 (a)	Erie	OHL	67	37	48	85	32	4	2	1	3	0
2010-11	Erie	OHL	66	49	43	92	35	7	4	1	5	12
	Toronto	AHL	2	1	0	1	0	–	–	–	–	–
2011-12	Erie	OHL	35	12	22	34	32	–	–	–	–	–
	London	OHL	30	19	22	41	22	15	4	7	11	2
2012-13	Toronto	AHL	61	8	15	23	22	9	3	3	6	10
2013-14	**Toronto**	**NHL**	**1**	**0**	**0**	**0**	**0**	**–**	**–**	**–**	**–**	**–**
	Toronto	AHL	65	19	28	47	31	14	3	3	6	10
2014-15 (b)	**Toronto**	**NHL**	**3**	**0**	**0**	**0**	**0**	**–**	**–**	**–**	**–**	**–**
	Toronto	AHL	62	22	15	37	39	5	2	0	2	12
2015-16	**Florida**	**NHL**	**15**	**2**	**0**	**2**	**2**	**1**	**0**	**0**	**0**	**2**
	Portland	AHL	47	10	13	23	22	3	1	0	1	2
2016-17 (c)	**Florida**	**NHL**	**31**	**3**	**3**	**6**	**11**	**–**	**–**	**–**	**–**	**–**
	Tampa Bay	**NHL**	**15**	**0**	**1**	**1**	**11**	**–**	**–**	**–**	**–**	**–**
	Springfield	AHL	7	2	2	4	2	–	–	–	–	–
2017-18 (d, e)	**Pittsburgh**	**NHL**	**26**	**2**	**2**	**4**	**8**	**–**	**–**	**–**	**–**	**–**
	Wilkes-Barre/Scranton	AHL	28	5	7	12	10	–	-	–	–	–
	Charlotte	AHL	19	9	14	23	4	8	1	4	5	2
NHL Totals (5 seasons)			**91**	**7**	**6**	**13**	**32**	**1**	**0**	**0**	**0**	**2**

(a) June 26, 2010—Selected by the Toronto Maple Leafs in the 2010 NHL Draft. Second Maple Leafs pick, 62nd overall, third round.
(b) June 19, 2015—Acquired by the Florida Panthers from the Toronto Maple Leafs in exchange for Zach Hyman.
(c) February 27, 2017—Claimed by the Tampa Bay Lightning off waivers from the Florida Panthers.
(d) July 1, 2017—Signed as a free agent by the Pittsburgh Penguins to a one-year contract.
(e) February 26, 2018—Acquired by the Carolina Hurricanes from the Pittsburgh Penguins in exchange for Josh Jooris.

2017-18 SEASON

Completed his seventh professional season, playing with Pittsburgh (NHL), Wilkes-Barre/Scranton (AHL) and Charlotte (AHL)… Began the season with the Penguins after signing as a free agent to a one-year contract… Traded to the Hurricanes on 2/26 in exchange for forward Josh Jooris… Appeared in the first 26 games of the season with Pittsburgh, recording four points (2g, 2a)… Logged a season-high 16:20 of ice time at CHI (10/5)… Scored his first career shorthanded goal at FLA (10/14)… Was a healthy extra for four games before being assigned to Wilkes-Barre (12/8), spending the remainder of the season in the AHL… Posted a three-game point streak from 1/3-1/8 (2g, 1a)… Registered assists in three straight games from 2/2-2/7 (3a)… Recorded an assist in each of his first three games with Charlotte (3/2-3/4)… Notched a three-point game (2g, 1a) at Syracuse (3/31)… Scored a goal and added an assist vs. Hershey (4/7), extending his point streak to a franchise-record tying 12 games (9g, 9a) … Was held off the score sheet just twice in 19 regular-season games with the Checkers … Played in eight playoff games with Charlotte, finishing tied for the team lead in playoff assists (4) and tied for second in playoff points (5)… Tallied a goal and an assist in the series-clinching Game 3 win at WBS (4/26).

CAREER

Is entering his eighth professional season and second with the Hurricanes organization… Drafted in the third round, 62nd overall, by the Toronto Maple Leafs in the 2010 NHL Draft… **2008-09**: Appeared in 64 games with Erie in his first OHL season, registering 18 points (8g, 10a)… Recorded his first career OHL point with an assist at Peterborough (10/9)… Posted a four-game point streak from 11/27-12/3 (2g, 2a), including his first career OHL goal vs. Mississauga (11/29)… Notched his first multi-point game at Kingston (1/23; 1g, 1a)… Scored two goals at Guelph (3/13)… Skated in five playoff games for the Otters with three points (2g, 1a)… Registered his first OHL playoff goal in his first playoff game at London (3/20)… **2009-10**: Played 67 games with Erie, finishing second on the team in goals (37), third in assists (48) and third in points (85)… Led the Otters in power play goals (16) and power play points (29), and tied for the team lead in game-winning goals (6)… Played in the OHL All-Star Classic… Recorded an eight-game point streak from 10/31-11/21 (6g, 8a)… Registered four consecutive multi-point games from 12/29-1/6 (5g, 5a)… Had a six-game point streak from 2/19-2/28 (6g, 6a), including a four-assist game vs. Owen Sound (2/24)… Named OHL Player of the Month for February, after posting 21 points (11g, 10a) in 12 games… Added three points (2g, 1a) in four playoff games… **2010-11**: Captained Erie and led the team in goals (49) and points (92) while skating in 66 games… Posted a seven-game point streak from 9/25-10/11 (7g, 9a), including six multi-point games… Named OHL Player of the Week three times (10/4, 11/29, 2/21)… Registered his first OHL hat trick with a four-goal performance vs. Belleville (11/25)… Scored his second hat trick of the season and added an assist at Guelph (12/12)… Posted another hat trick at London (1/28)… Scored four goals vs. Owen Sound (2/16)… Finished the regular season with a 15-game point streak from 2/12-3/18 (15g, 11a)… Appeared in four playoff games with Erie, posting five points (4g, 1a)… Made his AHL debut with Toronto vs. Rochester (4/9)… Scored his first AHL goal vs. Abbotsford (4/10)… **2011-12**: Split the season between Erie and London of the OHL, appearing in 65 games with 75 points (31g, 44a)… Began the season as Erie's captain, appearing in 35 games and posting 34 points (12g, 22a), before being traded to London as part of a six-player deal (1/5)… Went on to play 30 games with the Knights, recording 41 points (19g, 22a)… Registered a six-assist game vs. Owen Sound (10/7)… Named OHL Player of the Week after having seven assists in two games (10/10)… Posted a seven-game point streak from 12/16-1/7 (4g, 5a)… Had an 11-game point streak from 1/14-2/9 (10g, 11a)… Registered 11 points (4g, 7a) in 15 playoff games as London won their second OHL Championship… Skated four games at the Memorial Cup, where the Knights lost the final in overtime to Shawinigan… **2012-13**: Played his first full professional season with the Toronto Marlies (AHL), skating in 61 games with 23 points (8g, 15a)… Registered a three-game point streak from 10/20-10/26 (2g, 1a)… Posted a three-game assist streak from 3/6-3/10 (5a), including a three-assist game vs. Peoria (3/10)… Skated in nine playoff games with six points (3g, 3a)… Opened the postseason with a three-game point streak from 4/27-5/1 (2g, 2a), including a goal and an assist in his AHL playoff debut vs. Rochester (4/27)… **2013-14**: Spent the majority of the season with the Marlies, appearing in 65 games and finishing third on the team in scoring with 47 points (19g, 28a)… Skated in one game with the Maple Leafs, making his NHL debut vs. OTT (2/1)… Recorded a four-point game (2g, 2a) vs. Charlotte (11/16)… Posted three points (1g, 2a) at Charlotte (12/21)… Registered a seven-game point streak from 1/4-1/25 (3g, 7a)… Skated in 14 AHL playoff games with six points (3g, 3a)… **2014-15**: Appeared in 62 AHL games with the Marlies, posting 37 points (22g, 15a)… Finished second on the team in goals (22)… Went scoreless in three games with the Maple Leafs… Recorded at least one shot on goal in 25 straight games to open the season… Posted a four-game point streak from 11/7-11/15 (3g, 2a)… Registered another four-game point streak from 2/22-2/28 (3g, 2a)… Recorded back-to-back multi-point games vs. Lake Erie (3/20; 2g, 0a) and vs. Rochester (3/21; 1g, 1a)… Skated in five playoff games with the Marlies, scoring two goals… Traded to the Florida Panthers in exchange for Zach Hyman (6/19)… **2015-16**: Played 47 AHL games for Portland with 23 points (10g, 13a), and 15 NHL games for Florida with two goals… Began the season in the AHL… Scored his first AHL hat trick vs. Albany (10/23)… Posted a three-game assist streak from 12/20-12/27 (4a)… Registered a three-point game (1g, 2a) vs. Bridgeport (1/15)… Made his Panthers debut vs. PIT (2/15)… After six NHL games, returned to Portland for six games before returning to Florida for the rest of the regular season (3/15)… Scored his first career NHL goal vs. TOR (3/19), and also scored a goal in his next game at MTL (4/5)… Logged a season-high 12:19 of ice time at OTT (4/7)… Returned to Portland for the postseason, playing in three playoff games with one goal… **2016-17**: Played in a career-high 46 NHL games with Florida and Tampa Bay, posting seven points (3g, 4a)… Also skated in seven AHL games for Springfield with four points (2g, 2a)… Began the season with the Panthers, skating in 19 games with two assists before being assigned to Springfield on 11/24… Registered three points (2g, 1a) vs. Binghamton (12/16)… Recalled by the Panthers on 12/30… Logged a season-high 15:22 of ice time vs. WPG (1/4)… Scored goals in back-to-back games vs. WPG (1/4) and vs. NSH (1/6)… Registered his first career NHL fighting major against Gabriel Dumont vs. TB (1/26)… Claimed off waivers by the Tampa Bay Lightning on 2/27… Skated in 15 games for Tampa Bay with one assist.



ROLAND McKEOWN 55

Defenseman • Shoots Right
6'1" • 195 lbs.
1/20/96 • Listowel, Ontario

Acquired: 2/25/15, Trade with LA
2017-18 Teams: Carolina (NHL), Charlotte (AHL)
Drafted: Los Angeles 2014 (2-50-2)

HIGHLIGHTS

NHL FIRSTS:
Game: 11/4/17; 1-2 SO L at ARI
Point: 11/7/17; 3-1 W vs. FLA (assist)
Goal: None

NHL HIGHS:
Goals: None
Assists: 2 (11/7/17; 3-1 W vs. FLA)
Points: 2 (11/7/17; 3-1 W vs. FLA)
Penalty Min: 17 (4/2/18; 2-3 L at FLA)

NHL STREAKS:
Goal Streak: None
Assist Streak: None
Point Streak: None

CAREER STATS

			REGULAR SEASON					PLAYOFFS				
YEAR	**TEAM**	**LEAGUE**	**GP**	**G**	**A**	**P**	**PIM**	**GP**	**G**	**A**	**P**	**PIM**
2011-12	Toronto Marlboros	GTHL	28	10	25	35	30	–	–	–	–	–
2012-13	Kingston	OHL	61	7	22	29	33	4	0	0	0	4
2013-14 (a)	Kingston	OHL	62	11	32	43	61	7	1	3	4	8
2014-15 (b, c)	Kingston	OHL	65	7	25	32	57	4	0	1	1	9
	Charlotte	AHL	4	0	1	1	0	–	–	–	–	–
2015-16	Kingston	OHL	59	7	35	42	49	9	3	9	12	6
2016-17	Charlotte	AHL	71	1	10	11	16	5	0	3	3	5
2017-18	**Carolina**	**NHL**	**10**	**0**	**3**	**3**	**19**	**–**	**–**	**–**	**–**	**–**
	Charlotte	AHL	65	7	16	23	36	8	1	1	2	4
Hurricanes/NHL Totals (1 Season)			**10**	**0**	**3**	**3**	**19**	**–**	**–**	**–**	**–**	**–**

(a) June 28, 2014—Selected by the Los Angeles Kings in the 2014 NHL Draft. Second Kings pick, 50th overall, second round.
(b) Feb. 25, 2015—Acquired by the Carolina Hurricanes along with a first-round pick in the 2016 NHL Draft in exchange for Andrej Sekera.
(c) April 1, 2015—Signed a three-year, entry-level contract with the Carolina Hurricanes.

2017-18 SEASON

Registered three assists in 10 games with the Hurricanes… Made his NHL debut at ARI (11/4)… Earned his first NHL points with two assists vs. FLA (11/7)… Was (+3) vs. OTT (3/26)… Tallied an assist at PHI (4/5) … Logged a career-high 16:56 of ice time vs. TB (4/7)… Was a healthy extra in one game (11/2)… Registered 23 points (7g, 16a) in 65 games with Charlotte (AHL)… Set AHL career highs in goals, assists, points, penalty minutes (36) and plus/minus (+34)… Ranked third in the AHL in plus/minus… Ranked second among Charlotte defensemen in goals, third in points and fourth in assists… Tallied his first point of the season with an assist at Wilkes-Barre/Scranton (10/7)… Scored his first goal of the season at Rochester (10/20)… Registered two points (1g, 1a) at Binghamton (12/27)… Recorded two assists at Hershey (2/4)… Earned two points (1g, 1a) vs. Binghamton (3/17)… Recorded two points (1g, 1a) in eight AHL playoff games… Scored his first career AHL playoff goal in Game 5 of Charlotte's second-round series against Lehigh Valley (5/12).

CAREER

Is in his third professional season and second with the Hurricanes… Was acquired by the Hurricanes on 2/25/15 along with a first-round pick in the 2016 NHL Draft in exchange for Andrej Sekera… Signed a three-year, entry-level contract with Carolina on 4/1/15… Originally selected by the Los Angeles Kings in the second round (50th overall) of the 2014 NHL Draft… Totaled 146 points (32g, 114a) in 247 career Ontario Hockey League (OHL) games with Kingston… Has represented Canada in several international competitions, including the 2016 World Junior Championship… Earned one assist in seven games as Canada won gold at the 2013 U18 World Junior Championship… Registered three assists in five games for Ontario at the 2013 World U17 Challenge… Served as captain for the bronze-medal-winning Canadian squad at the 2014 U18 World Junior Championship… Also won gold with Canada at the 2013 Ivan Hlinka Memorial Tournament… Is a product of the Toronto Marlboros minor hockey program… **2011-12:** Served as captain for the Marlboros minor midget team and led club defensemen with 35 points (10g, 25a) in 28 games in 2011-12… **2012-13:** Was selected by Kingston in the first round, second overall, in the 2012 OHL Priority Draft… Was named to the OHL's All-Rookie Team in 2012-13 after notching 29 points (7g, 22a) in 61 games with Kingston… **2013-14:** Ranked second among Frontenacs defensemen and 13th among OHL blueliners with 43 points (11g, 32a) in 62 games during his second OHL season in 2013-14… Played in the 2014 CHL Top Prospects Game… **2014-15:** Ranked second among Frontenacs defensemen in goals (7), assists (25) and points (32) in 2014-15… Joined the Hurricanes' AHL affiliate in Charlotte after the 2015 OHL playoffs and made his professional debut with the Checkers vs. Rockford (4/11/15)… Earned his first professional point with an assist vs. Rockford (4/12/15)… **2015-16:** Led Kingston defensemen in scoring with 42 points (7g, 35a) in 59 games during his final season of junior hockey in 2015-16… Ranked tied for eighth among OHL defensemen in assists (35) and tied for 13th in points (42)… Was nominated for OHL Defenseman of the Year and selected to the OHL's Third All-Star Team… Had nine multi-point efforts including eight multi-assist games… Registered a season-high three assists at Erie (10/23)… Scored two goals and earned an assist vs. Kitchener (11/7)… Had five game point streaks from 10/23-11/1 (1g, 7a) and 11/29-12/9 (2g, 5a)… Led Kingston defensemen and ranked third overall on the team in scoring during the 2016 OHL playoffs with 12 points (3g, 9a) in nine games… Was tied for fifth among OHL defensemen in playoff scoring despite Kingston falling in the second round to Niagara… **2016-17:** Completed his rookie season with the Charlotte Checkers of the American Hockey League (AHL)… Earned 11 points (1g, 10a) in 71 games… Recorded his first point of the season with an assist and was +3 at Iowa (10/21)… Scored his first professional goal vs. Iowa (11/27)… Tallied the primary assist on Andrew Poturalski's game-tying goal in the third period vs. Milwaukee (3/1)… Tied his season highs in plus/minus (+3) and shots on goal (5) vs. San Antonio (4/5)… Ranked tied for fourth on the team and first among defensemen in playoff scoring with three points (0g, 3a) five games… Registered the lone assist on Connor Brickley's overtime winner in Game 3 of the Checkers' first-round playoff series vs. Chicago (4/23), giving him points in consecutive games for the first time in his career… Earned an assist in Game 5 vs. Chicago (4/26).



MARTIN NECAS 88

Center • Shoots Right
6'2" • 189 lbs.
1/15/99 • Nove Mesto na Morave, Czech Republic

Acquired: 2017 NHL Draft
2017-18 Teams: Carolina (NHL), Brno (Czech)
Drafted: Carolina 2017 (1-12-1)

HIGHLIGHTS

NHL FIRSTS:
Game: 10/17/17; 5-3 W at EDM
Point: None
Goal: None

NHL HIGHS:
Goals: None
Assists: None
Points: None
Penalty Min: None

NHL STREAKS:
Goal Streak: None
Assist Streak: None
Point Streak: None

CAREER STATS

			REGULAR SEASON					PLAYOFFS				
YEAR	**TEAM**	**LEAGUE**	**GP**	**G**	**A**	**P**	**PIM**	**GP**	**G**	**A**	**P**	**PIM**
2013-14	HC Zdar	Czech U16	36	29	29	58	14	–	–	–	–	–
2014-15	HC Zdar	Czech U16	25	24	47	71	10	–	–	–	–	–
	HC Brno	Czech U16	9	8	12	20	4	4	4	5	9	2
	HC Brno	Czech U18	4	1	2	3	4	–	–	–	–	–
2015-16	HC Brno	Czech U18	18	9	21	30	14	10	4	11	15	6
2016-17 (a)	HC Brno	Czech	41	7	8	15	6	10	4	0	4	8
	SK Trebic	Czech2	–	–	–	–	–	1	0	0	0	0
	HC Brno Jr.	Czech Jr.	1	1	2	3	4	–	–	–	–	–
2017-18	**Carolina**	**NHL**	**1**	**0**	**0**	**0**	**0**	**–**	**–**	**–**	**–**	**–**
	HC Brno	Czech	24	9	8	17	6	14	4	5	9	6
Hurricanes/NHL Totals (1 Season)			**1**	**0**	**0**	**0**	**0**	**–**	**–**	**–**	**–**	**–**

(a) June 23, 2017—Selected by the Carolina Hurricanes in the 2017 NHL Draft. First Hurricanes pick, 12th overall, first round.

2017-18 SEASON

Made his NHL debut at EDM (10/17)… Was a healthy extra in five games… Returned to HC Kometa Brno of the Czech Extraliga (10/22)… Registered 17 points (9g, 8a) in 24 games with HC Kometa Brno… Ranked tied for sixth on the team in goals and tied for eighth in points… Earned five multi-point games… Made his Czech Extraliga season debut at Aukro Berani Zlin (10/27)… Scored his first goal of the season vs. Piráti Chomutov (10/29)… Earned two points (1g, 1a) at HC Sparta Praha (11/3)… Recorded three points (1g, 2a) vs. HC Verva Litvínov (1/12)… Scored two goals vs. HC Sparta Praha (1/30)… Registered nine points (4g, 5a) in 14 playoff games… Helped lead HC Kometa Brno to the Czech Extraliga championship for the second straight season… Defeated HC Ocelári Trinec in five games in the championship series… Ranked tied for third on the team in goals and points during the postseason… Ranked tied for third in the league in game-winning goals (2) during the playoffs and tied for seventh in power-play goals (2)… Earned two points (1g, 1a) in Game 2 vs. HC Škoda Plzen (4/1)… Tallied two points in Game 5 vs. HC Škoda Plzen (4/7)… Registered two points (1g, 1a), including the championship-winning goal, in Game 5 vs. HC Ocelári Trinec (4/22)… Represented the Czech Republic at the IIHF World Championship following the season.

CAREER

Is in his third professional season and second with the Hurricanes… Selected by the Hurricanes in the first round, 12th overall, in the 2017 NHL Draft… Was ranked fifth among European skaters in NHL Central Scouting's final rankings ahead of the 2017 Draft… Has represented the Czech Republic in a number of international tournaments… Recorded three points (1g, 2a) in five games at the 2017 IIHF World Junior Championship… Captained the Czech Republic to its first gold medal at the Ivan Hlinka Memorial Cup in 2016, scoring two goals and earning four assists in four tournament games… Registered three assists at the 2017 IIHF World U18 Championship… **2013-14:** Recorded 58 points (29g, 29a) in 36 games with HC Zdar in the Czech U16 League during the 2013-14 season… **2014-15:** Split the 2014-15 season between HC Zdar and HC Brno in the Czech U16 League and HC Brno in the Czech U18 League… Tallied three points (1g, 2a) in four games with HC Brno in the U18 League… Posted 71 points (24g, 47a) in 25 games with HC Zdar and 20 points (8g, 12a) in nine games with HC Brno in the U16 League… Led the Czech U16 League in assists (59) and points (91)… Recorded nine points (4g, 5a) in four U16 playoff games with HC Brno… **2015-16:** Registered 30 points (9g, 21a) in 18 games with HC Brno in the Czech U18 League during the 2015-16 season… Tallied 15 points (4g, 11a) in 10 playoff games to help HC Brno win the league championship… **2016-17:** Recorded 15 points (7g, 8a) in 41 games with HC Brno of the Czech Extraliga (Czech), the Czech Republic's top professional league… Ranked third on the team with three power-play goals… Also appeared in one game with HC Brno's junior team, recording three points (1g, 2a)… Skated in one playoff game with SK Trebic of the Czech 1 Liga (Czech 2), the Czech Republic's second-tier hockey league… Scored four goals in 10 playoff games with HC Brno, helping the team win the franchise's first championship in the Czech Republic's top league.



ALEX NEDELJKOVIC 35

Goaltender • Catches Left
6'0" • 189 lbs.
1/7/96 • Parma, OH

Acquired: 2014 NHL Draft
2017-18 Team: Charlotte (AHL)
Drafted: Carolina 2014 (2-37-2)

HIGHLIGHTS

NHL FIRSTS:

Game: 1/17/17; 4-1 L at CBJ
Win: None
Shutout: None

NHL HIGHS:

Saves: 17 (1/17/17; 4-1 L at CBJ)
Shots Faced: 17 (1/17/17; 4-1 L at CBJ)
Win Streak: None
Shutout Sequence: 29:57 (1/17/17-1/17/17)

NHL SHOOTOUTS AND PENALTY SHOTS:

Shootout Stats: 0-0 (0 goals on 0 attempts)
Career Penalty Shots: 0 (0 goals on 0 attempts)

CAREER STATS

			REGULAR SEASON						PLAYOFFS					
YEAR	**TEAM**	**LEAGUE**	**GP**	**MIN**	**GA**	**SO**	**GAA**	**W-L-OT**	**GP**	**MIN**	**GA**	**SO**	**GAA**	**W-L**
2012-13	Plymouth	OHL	26	1371	52	2	2.28	19-2-2	15	864	39	1	2.71	9-4
	Metro	NA3HL	9	530	22	0	2.49	5-3-0	–	–	–	–	–	–
2013-14 (a)	Plymouth	OHL	61	3436	165	1	2.88	26-27-7	5	272	20	0	4.41	1-4
2014-15 (b)	Plymouth	OHL	55	3206	167	5	3.13	20-28-7	–	–	–	–	–	–
	Florida	ECHL	3	178	10	0	3.38	2-1-0	–	–	–	–	–	–
2015-16	Flint	OHL	19	1122	60	1	3.21	9-7-2	–	–	–	–	–	–
	Niagara	OHL	30	1766	80	1	2.72	15-13-2	17	1026	48	0	2.81	12-5
2016-17	**Carolina**	**NHL**	**1**	**30**	**0**	**0**	**0.00**	**0-0-0**	**–**	**–**	**–**	**–**	**–**	**–**
	Florida	ECHL	12	565	28	1	2.97	6-4-0	–	–	–	–	–	–
	Charlotte	AHL	25	1287	73	1	3.40	8-14-1	–	–	–	–	–	–
2017-18	Charlotte	AHL	49	2726	116	5	2.55	31-12-8	8	541	19	1	2.11	4-4
Hurricanes/NHL Totals (1 Season)			**1**	**30**	**0**	**0**	**0.00**	**0-0-0**	**–**	**–**	**–**	**–**	**–**	**–**

(a) June 25, 2011—Selected by the Carolina Hurricanes in the 2011 NHL Entry Draft. Third Hurricanes pick, 73rd overall, third round.
(b) March 14, 2013—Signed by the Carolina Hurricanes to a three-year, entry-level contract.

2017-18 SEASON

Completed his second professional season with Charlotte (AHL)… Ranked tied for first among AHL goaltenders with a team record 31 wins that was nearly four times as many as his rookie season… Tied for third in the league with a career-high five shutouts… Also set career bests with a 2.55 goals-against average and .903 save percentage… Scored a goal for the second consecutive season after doing so in the ECHL in 2016-17 … Started the season with seven consecutive wins from 10/6-11/10… Registered a five-game win streak from 11/21-12/9… Made 20 saves to record his first shutout of the season vs. Hershey (12/21)… Recorded consecutive shutouts vs. Springfield and Hartford on 2/10 and 2/13… Made 23 saves vs. SYR (2/17) to record his third shutout in four games and extend his winning streak to five games… Became the 13th goalie in AHL history and the first in Checkers history to score a goal during a 7-3 win vs. Hartford (3/10)… Posted a 13-3-1 record, 2.25 goals-against average, .915 save percentage and three shutouts over his final 17 appearances of the regular season (2/9-3/30)… Won the first three playoff games of his career to earn a first-round sweep vs. Wilkes-Barre/Scranton, stopping 78 of 84 total shots… Made 26 saves for his first career playoff shutout in Game 2 of the second round at Lehigh Valley (5/5)… Set a Checkers playoff record with 51 saves in a 2-1, Game 4 loss vs. Lehigh Valley (5/9) that went to five overtimes and ended as the longest game in AHL history.

CAREER

Was Carolina's second-round selection (37th overall) in the 2014 NHL Draft… Signed a three-year, entry-level contract with the Hurricanes on 3/27/15… Completed his junior hockey career with a record of 73-56-9 and a 2.97 goals-against average in 136 games with Plymouth, Flint and Niagara… Named one of the top three players for the United States at the 2014 U18 World Junior Championship, going 5-1 with a 1.84 goals-against average to lead Team USA to the gold medal… Won silver with the U.S. at the 2013 Ivan Hlinka Memorial Tournament, going 3-1 with a 2.99 goals-against average… Was a member of the U.S. team for the 2015 World Junior Championship, but did not play in a game… Served as starting goaltender for Team USA at the 2016 World Junior Championship, going 4-2 with a 1.66 goals-against average and .943 save percentage to lead the Americans to bronze… Played for Team Cherry at the 2014 CHL/NHL Top Prospects Game… **2010-11:** Played for the Cleveland Barons, posting a 1.97 goals-against average in 52 games and earning an invitation to the 2011 Warren Strelow National Team Goaltending Camp run by USA Hockey… **2011-12**: Split the season between the Cleveland Barons U18 midget team and the Bell Tire U16 squad… Helped Bell Tire to a third-place finish at the 2012 USA Hockey Tier 1 U16 Nationals… Selected by the Plymouth Whalers in the sixth round (123rd overall) of the 2012 OHL Priority Draft… **2012-13**: Began the season with the Metro Jets in the NA3HL, going 5-3 with a 2.49 goals-against average and .933 save percentage… Joined Plymouth and eventually took over the starter's role for the Whalers as a 16-year-old, going 19-2-2 with a 2.28 goals-against average and .923 save percentage… Earned OHL All-Rookie First Team honors and captured the F.W. "Dinty" Moore Trophy for best goals-against average among rookie goaltenders… Made his OHL debut at Belleville (11/17)… Made 26 saves to earn his first OHL victory at Erie (11/28)… Won 13 of his final 14 games of the regular season, including his first OHL shutout with 20 saves vs. Sarnia (2/23)… Played in all 15 of Plymouth's postseason contests, going 9-5 with a 2.71 goals-against average as Plymouth advanced to the 2013 Western Conference Final before falling to London… **2013-14**: Named the OHL Goaltender of the Year and to the OHL First All-Star Team after going 26-27-7 with a 2.88 goals-against average and .925 save percentage in 61 games for Plymouth… Was the first netminder in Whalers franchise history to claim Goaltender of the Year honors and just the third American-born goalie to win the award… Made 2,042 saves, facing the second-most shots in the OHL (2,207)… Made an OHL career-high 58 saves on 60 shots in Plymouth's win vs. Saginaw (1/20)… Stopped an average of 38 shots per game during Plymouth's first-round loss to Guelph, including a 52-save performance in the club's only win of the postseason… **2014-15**: Ranked first in the OHL in saves (1,827) and shots faced (1,994), tied for third in shutouts (5) and fifth in save percentage (.916), going 20-28-7 with a 3.13 goals-against average for Plymouth… Made his professional debut with Florida (ECHL) after the conclusion of his junior season, going 2-1-0 with a 3.38 goals-against average in three games with the Everblades… **2015-16**: Split his final season of junior hockey between Flint and Niagara, going 24-20-4 with a 2.91 goals-against average… Had a 43-save shutout at Sudbury (11/28)… Was traded to Niagara on 12/7 along with fellow Hurricanes prospect Josh Wesley… Debuted for Niagara on 12/8, stopping 44 of 45 shots in a 2-1 victory at Peterborough… Made 18 saves in a shutout win vs. Guelph (2/27)… Went 12-5 with a 2.81 goals-against average during the playoffs, leading the IceDogs to the OHL Final before falling to eventual Memorial Cup champion London… **2016-17**: Completed his first professional season, making one appearance in the NHL… Split most of the season between Charlotte in the American Hockey League (AHL) and Florida in the ECHL… Was 8-14-0, with one shutout and a 3.40 goals-against average in 25 games with Charlotte… Played 12 regular season games with the Everblades in the ECHL, posting a 6-4-0 mark with one shutout and a 2.97 goals-against average… Earned his first NHL recall on Jan. 16 and made his NHL debut at CBJ (1/17), replacing Cam Ward and stopping all 17 of his shots faced… Also served as backup on the NHL level for two games in March (3/28, 3/30)… Made his AHL debut at Texas (10/14), and earned his first AHL win at Iowa (11/10)… Had an AHL career-high 42 saves in a 3-2 shootout win vs. Cleveland (1/13)… Made 32 saves at Rockford (2/18) for his first professional shutout… Made 39 saves and scored an empty-net goal for the Everblades at Atlanta (12/30)… Earned his first ECHL shutout vs. Orlando (4/8).



ANDREW POTURALSKI 29

Right Wing • Shoots Right
5'11" • 189 lbs.
1/14/94 • Williamsville, NY

Acquired: 3/8/16, Signed as a free agent
2017-18 Teams: Carolina (NHL)
Drafted: Undrafted

HIGHLIGHTS

NHL FIRSTS:
Game: 4/4/17; 5-3 L at MIN
Point: None
Goal: None

NHL HIGHS:
Goals: None
Assists: None
Points: None
Penalty Min: None

NHL STREAKS:
Goal Streak: None
Assist Streak: None
Point Streak: None

CAREER STATS

			REGULAR SEASON					PLAYOFFS				
YEAR	**TEAM**	**LEAGUE**	**GP**	**G**	**A**	**P**	**PIM**	**GP**	**G**	**A**	**P**	**PIM**
2008-09	Nichols	High-NY	21	13	16	19	–	–	–	–	–	–
2009-10	Nichols	High-NY	29	28	25	53	8	–	–	–	–	–
2010-11	Nichols	High-NY	22	19	10	29	–	–	–	–	–	–
	Nichols	CISSA	14	13	10	23	26	4	8	0	8	4
2011-12	Buffalo	ON-Jr.A	33	16	22	38	32	8	5	2	7	4
	Cedar Rapids	USHL	2	2	1	3	0	–	–	–	–	–
2012-13	Cedar Rapids	USHL	53	12	21	33	43	–	–	–	–	–
2013-14	Cedar Rapids	USHL	60	27	37	64	28	4	2	1	3	2
2014-15	New Hampshire	H-East	40	14	15	29	16	–	–	–	–	–
2015-16 (a)	New Hampshire	H-East	37	22	30	52	24	–	–	–	–	–
	Charlotte	AHL	16	2	3	5	0	–	–	–	–	–
2016-17	**Carolina**	**NHL**	**2**	**0**	**0**	**0**	**0**	**–**	**–**	**–**	**–**	**–**
	Charlotte	AHL	74	19	33	52	34	5	0	0	0	5
2017-18	Charlotte	AHL	76	22	27	49	24	8	1	4	5	2
Hurricanes/NHL Totals (1 Season)			**2**	**0**	**0**	**0**	**0**	**–**	**–**	**–**	**–**	**–**

(a) March 8, 2016—Signed by the Carolina Hurricanes as a free agent.

2017-18 SEASON

Completed his third professional season and third with the Checkers… Ranked fourth on the team with a career-high 22 goals… Also ranked fourth on the Checkers in points (49) and tied for fifth with 27 assists… Tied for second on the team with seven game-winning goals… Ranked third on the team with nine power-play goals… Was one of two Checkers and 18 AHL skaters to play all 76 games… Scored his second goal of the season and tied his career high with seven shots on goal vs. Utica (10/29) … Scored the game-winning goal on the power play as part of his first multi-point outing of the season at Utica (11/10)… Scored the game winning goal vs. Lehigh Valley (12/13), extending his goal/point streak to four games (4g, 1a) … Assisted on both Checkers goals in a 2-1 loss at Hartford (1/26), extending his point streak to eight games (2g, 7a) … Recorded his first three-point night of the season (2g, 1a) vs. Springfield (2/10) … Posted a season high with three assists in a 4-1 win at Syracuse (3/31) … Earned five points (1g, 4a) in eight playoff games… Ranked tied for second on the team in playoff scoring with five points and tied for the team lead with four assists…Tallied two points (1g, 1a) in the series-clinching win in Game 3 at Wilkes-Barre/Scranton (4/26).

CAREER

Is in his third full professional season… Signed a two-year contract with the Hurricanes as an undrafted free agent on 3/8/16… Completed his college career at New Hampshire with 81 points (36g, 45a) in 77 career games… Prior to college, spent three seasons with the USHL's Cedar Rapids RoughRiders, totaling 100 points (41g, 59a) in 115 games… Also played four seasons of prep hockey at the Nichols School (NY), registering 73 goals and 61 assists (134 points) in 86 games… 2011-12: Had 38 points (16g, 22a) in 33 regular-season games for the Buffalo Jr. Sabres of the Ontario Junior Hockey League (OJHL)… Debuted for Cedar Rapids (USHL), earning three points (2g, 1a) in two games… 2012-13: Was tied for third among RoughRiders skaters in scoring with 33 points (12g, 21a) in 53 games… 2013-14: Led Cedar Rapids in goals (27), assists (37) and points (64), ranking sixth in the USHL in scoring… 2014-15: Completed his freshman year at New Hampshire, ranking fourth among Wildcats skaters in goals (14) and points (29)… Registered the first goal and first assist of his collegiate career at Michigan (10/17)… 2015-16: Ranked second in the NCAA in scoring with 52 points (22g, 30a) in 37 games for New Hampshire, earning first-team All-American (East) honors… Also named a finalist for the Hobey Baker Memorial Award, a New England Hockey Division I All-Star and a Hockey East First-Team selection… Led the Wildcats in goals and points, was tied for first in power-play goals and ranked second in assists… Had four-point games (1g, 3a) vs. AIC and at Massachusetts… Netted a hat trick at Rensselaer (11/24)… Had a 10-game point streak from 11/7 at Michigan State until 12/29 at Maine (12g, 10a)… Joined Charlotte (AHL) after signing an amateur tryout contract on 3/10… Scored a goal, the eventual game winner, on the first shot of his professional debut vs. Rockford (3/12)… Notched his first professional assist with the primary helper on Erik Karlsson's goal at Manitoba (3/26)… Earned an assist vs. Milwaukee (4/9), giving him points in consecutive AHL games for the first time (0g, 2a)… 2016-17: Completed his first full professional season, spending most of the season with the Charlotte Checkers (AHL)… Appeared in two games on the NHL level with the Hurricanes… Led the Checkers in regular-season points (52), assists (33), and power-play points (6)… Ranked third among AHL rookies in points, tied for fifth in assists and tied for 11th in goals… Had eight multi-point games for the Checkers… Netted goals in each of Charlotte's first three games (10/14-10/21), including his first professional multi-point effort with a career-high four points (2g, 2a) at Iowa (10/21)… Had points in eight consecutive games from 2/4-2/25 (4g, 6a)… Had three-point efforts vs. Milwaukee (3/1: 1g, 2a) and vs. Ontario (3/17: 1g, 2a)… Earned his first career NHL recall on 4/3… Won 8 of 16 faceoffs and registered one shot on goal in 12:10 of ice time during his NHL debut at MIN (4/4)… Reassigned to Charlotte (AHL) on 4/6 and had a multi-point effort with a goal and an assist vs. Texas (4/8)… Was scoreless in five postseason contests as the Checkers were eliminated in the opening round by the Chicago Wolves.



DANIEL **RENOUF** 76

Defenseman • Shoots Left
6'3" • 198 lbs.
6/1/94 • Pickering, Ontario

Acquired: 7/2/18, Signed as a free agent
2017-18 Team: Grand Rapids (AHL)
Drafted: Undrafted

HIGHLIGHTS

NHL FIRSTS:
Game: 3/27/17; 4-3 W at CAR
Point: None
Goal: None

NHL HIGHS:
Goals: None
Assists: None
Points: None
Penalty Min: None

NHL STREAKS:
Goal Streak: None
Assist Streak: None
Point Streak: None

CAREER STATS

			REGULAR SEASON					PLAYOFFS				
YEAR	**TEAM**	**LEAGUE**	**GP**	**G**	**A**	**P**	**PIM**	**GP**	**G**	**A**	**P**	**PIM**
2009-10	Whitby	OJHL	2	0	0	0	0	–	–	–	–	–
2011-12	Youngstown	USHL	58	1	14	15	53	6	0	2	2	4
2012-13	Youngstown	USHL	57	10	18	28	83	9	0	1	1	7
2013-14	Maine	H-East		34	1	10	11	12	–	–	–	–
2014-15	Maine	H-East	39	3	9	12	24	–	–	–	–	–
2015-16 (a)	Maine	H-East	38	6	9	15	36	–	–	–	–	–
	Grand Rapids	AHL	6	0	1	1	5	–	–	–	–	–
2016-17	**Detroit**	**NHL**	**1**	**0**	**0**	**0**	**0**	**–**	**–**	**–**	**–**	**–**
	Grand Rapids	AHL	67	3	13	16	95	19	2	2	4	6
2017-18 (b)	Grand Rapids	AHL	73	2	10	12	83	5	0	1	1	19
NHL Totals (1 season)			**1**	**0**	**0**	**0**	**0**	**–**	**–**	**–**	**–**	**–**

(a) March 10, 2016—Signed by the Detroit Red Wings as a free agent to a two-year entry-level contract.
(b) July 2, 2018—Signed by the Carolina Hurricanes as a free agent to a one-year contract.

2017-18 SEASON

Completed his third professional season with Grand Rapids (AHL), registering 12 points (2g, 10a) in 73 games with… Finished second on the team in penalty minutes (83)… Ranked third among team defensemen in games played… Recorded an assist in back-to-back games vs. San Antonio (11/8) and at Texas (11/10)… After not scoring a goal in the first 70 games of the season, he recorded goals in back-to-back games at Tucson (4/7) and at Texas (4/11)… Skated in five playoff games, posting one assist and 19 penalty minutes.

CAREER

Is entering his fourth professional season and first with the Hurricanes organization… **2009-10**: Skated in two games with the Whitby Fury (OJHL)… **2010-11**: Played prep hockey for The Hill Academy in Vaughan, Ontario… **2011-12**: Skated in 58 games for the Youngstown Phantoms (USHL), recording 15 points (1g, 14a)… Posted six assists in a six-game stretch from 2/12-3/2… Scored his lone goal of the season shorthanded at Green Bay (3/31)… Appeared in six playoff games with two assists… **2012-13**: Played 57 games with Youngstown, registering 28 points (10g, 18a)… Tied for the team lead in game-winning goals (4) and shorthanded goals (3)… Led team defensemen in goals… Led all USHL defensemen in shorthanded goals and shorthanded points (5)… Opened the season with three goals in four games from 9/28-10/6… Posted back-to-back multi-point games at Des Moines with two goals on 12/14 and two assists on 12/15… Recorded a three-game point/assist streak from 4/6-4/10 (2g, 4a), including a three-point effort at Chicago (4/6)… Appeared in nine playoff games with one assist… **2013-14**: Played 34 games during his freshman season at the University of Maine, posting 11 points (1g, 10a)… Registered his first collegiate point with an assist at St. Lawrence (10/12)… Scored the game-winning goal vs. American International (12/13)… Posted a three-game point streak from 12/13-12/28 (1g, 4a), including back-to-back two-assist games vs. American International (12/14) and vs. Princeton (12/28)… **2014-15**: Appeared in all 39 games in his sophomore season at Maine, recording 12 points (3g, 9a)… Led the Black Bears in plus/minus rating (+8) and tied for the team lead in blocked shots (52)… Scored a goal in the season-opener at Alaska-Anchorage (10/10)… Recorded an assist in back-to-back games at New Hampshire (12/12) and vs. New Hampshire (12/13)… Registered three assists in a weekend sweep at Merrimack (2/13-2/14)… **2015-16**: Played in all 38 games during his junior season at Maine, posting 15 points (6g, 9a)… Led team defensemen in goals, assists and points… Notched two assists vs. UMass (10/30)… Named Hockey East Defensive Player of the Week on 11/23 after a four-point weekend vs. Vermont, including a three-point game on 11/20 (2g, 1a)… Recorded a goal and an assist vs. Princeton (11/27)… Played in his 100th collegiate game at UMass (1/29)… Signed a two-year entry level deal with the Detroit Red Wings (3/10) and played the remainder of the season with Grand Rapids (AHL) on a PTO… Skated in six games for the Griffins with one assist… Made his AHL debut vs. Manitoba (3/12)… Recorded his first professional point with an assist vs. Lake Erie (4/13)… **2016-17**: Skated in 67 games for Grand Rapids with 16 points (3g, 13a)… Led the team in penalty minutes (95) and fighting majors (7)… Scored his first professional goal vs. Rockford (1/7)… Registered his first professional multi-point game (1g, 1a) at Rockford (1/14)… Recalled by the Red Wings (3/26) and made his NHL debut at CAR (3/27)… Returned to Grand Rapids (3/28)… Appeared in all 19 playoff games, posting four points (2g, 2a) as the Griffins captured the Calder Cup… Recorded his first professional playoff point with an assist at Milwaukee (4/26)… Scored two goals, including the game-winner, at Syracuse (6/9).



NICOLAS ROY 58

Center • Shoots Right
6'4" • 205 lbs.
2/5/97 • Amos, Quebec

Acquired: 2015 NHL Draft
2017-18 Teams: Carolina (NHL), Charlotte (AHL)
Drafted: Carolina 2015 (4-96-4)

HIGHLIGHTS

NHL FIRSTS:
Game: 4/7/18; 3-2 OT W vs. TB
Point: None
Goal: None

NHL HIGHS:
Goals: None
Assists: None
Points: None
Penalty Min: None

NHL STREAKS:
Goal Streak: None
Assist Streak: None
Point Streak: None

CAREER STATS

			REGULAR SEASON					PLAYOFFS				
YEAR	**TEAM**	**LEAGUE**	**GP**	**G**	**A**	**P**	**PIM**	**GP**	**G**	**A**	**P**	**PIM**
2013-14	Chicoutimi	QMJHL	63	16	25	41	19	4	0	2	2	8
2014-15 (a)	Chicoutimi	QMJHL	68	16	34	50	40	5	2	3	5	8
2015-16 (b)	Chicoutimi	QMJHL	63	48	42	90	71	6	3	4	7	16
	Charlotte	AHL	2	0	0	0	4	–	–	–	–	–
2016-17	Chicoutimi	QMJHL	53	36	44	80	46	17	8	13	21	14
2017-18	**Carolina**	**NHL**	**1**	**0**	**0**	**0**	**0**	**–**	**–**	**–**	**–**	**–**
	Charlotte	AHL	70	11	27	38	37	8	0	3	3	2
Hurricanes/NHL Totals (1 Season)			**1**	**0**	**0**	**0**	**0**	**–**	**–**	**–**	**–**	**–**

(a) June 27, 2015—Selected by the Carolina Hurricanes in the 2015 NHL Draft. Fourth Hurricanes pick, 96th overall, fourth round.
(b) April 9, 2016—Signed a three-year, entry-level contract with the Carolina Hurricanes.

2017-18 SEASON

Appeared in one game with the Hurricanes, making his NHL debut vs. TB (4/7)… Registered 38 points (11g, 27a) in 70 games with Charlotte (AHL)… Ranked tied for fifth on the team in assists, ninth in points and tied for ninth in goals… Ranked tied for second on the team in shorthanded goals (2)… Ranked tied for 11th among AHL rookies in assists… Registered nine multi-point games… Earned his first point of the season with an assist at Wilkes-Barre/Scranton (10/7)… Recorded two points (1g, 1a) at Toronto (10/22)… Registered two points (1g, 1a) at Utica (11/10)… Tallied two assists vs. Belleville (11/21)… Earned three assists vs. Hershey (12/20)… Posted a four-game assist streak (3/3-3/10: 1g, 4a)… Recorded three points (1g, 2a) vs. Lehigh Valley… Registered two points (1g, 1a) at Providence (4/13)… Tallied three assists in eight AHL playoff games with Charlotte… Made his AHL playoff debut in Game 1 of Charlotte's first-round series against Wilkes-Barre/Scranton (4/20)… Earned his first AHL playoff point with an assist in Game 2 against Wilkes-Barre/Scranton (4/21)

CAREER

Selected by the Hurricanes in the fourth round, 96th overall, in the 2015 NHL Draft… Has medaled with Canada in international tournaments three times… Registered five points (1g, 4a) in five games to help Canada capture gold at the 2014 Ivan Hlinka Memorial Tournament… Notched six points (3g, 3a) in seven games as Canada won bronze at the 2015 U-18 World Junior Championship… Served as alternate captain and led Team Quebec in scoring with nine points (2g, 7a) in six games at the 2014 World U-17 Hockey Challenge… Recorded four points (3g, 1a) in seven games at the 2017 IIHF World Junior Championship as Canada earned silver… **2013-14:** Was the first overall selection in the 2013 QMJHL Entry Draft by Cape Breton… Acquired by Chicoutimi prior to the 2013-14 season and ranked third among Sagueneens skaters in scoring during his first QMJHL season with 41 points (16g, 25a) in 63 games… Made his QMJHL debut vs. Quebec (9/13/13)… Earned his first QMJHL point with an assist at Baie-Comeau (9/22/13)… Netted his first QMJHL goal vs. Drummondville (9/29/13)… Earned two assists in four 2014 QMJHL playoff games as Chicoutimi was swept by Rimouski in the opening round… **2014-15:** Ranked third among Sagueneens skaters with 50 points (16g, 34a) in 68 games… Played in two games for the QMJHL All-Stars in the 2014 CHL Canada Russia Series… Had a career-long, five-game assist streak from 3/5-3/13 (1g, 5a)… Was third among Chicoutimi skaters in playoff scoring with five points (2g, 3a) in five games as the Sagueneens were eliminated by Moncton in the opening round… **2015-16:** Led all QMJHL skaters with 48 goals in 63 regular-season games for Chicoutimi… Served as alternate captain… Ranked second in the league in power-play goals (20) and seventh in the league in points (90)… Was a finalist for QMJHL defensive forward of the year and was selected to the QMJHL First All-Star Team… Led all Sagueneens skaters in goals, points, power-play goals and plus/minus (+17)… Chosen as Chicoutimi's 2015-16 most valuable player… Scored one goal in two games for the QMJHL All-Stars in the CHL Canada Russia Series… Had a pair of 16-game point streaks – from 10/3-11/14 (13g, 13a) and from 12/1-1/17 (13g, 11a)… Registered 25 multi-point games, including six multi-goal efforts… Tallied three or more points in a game eight times… Earned a career-high five points (1g, 4a) at Shawinigan (1/29)… Netted his first career hat trick at Sherbrooke (3/9)… Earned seven points (3g, 4a) in six playoff games as the Sagueneens fell 4-2 in their first-round series against Cape Breton… Joined Charlotte at the end of his QMJHL and made his professional debut at Lake Erie (4/14)… **2016-17:** Recorded 80 points (36g, 44a) in 53 games with the Chicoutimi Sagueneens… Served as captain… Named to the QMJHL First All-Star Team… Won the Guy Carbonneau Trophy, awarded annually to the player in the QMJHL judged to be the best defensive forward… Nominated for the Michel Brière Memorial Trophy, awarded annually to the Most Valuable Player in the QMJHL… Nominated for the Marcel Robert Trophy, awarded annually to the Scholastic Player of the Year… Ranked third in the QMJHL in power-play goals (16)… Led Chicoutimi in points, plus/minus (+30) and power-play goals, ranked second in goals and third in assists… Recorded career highs in assists and plus/minus… Posted 24 multi-point games and 10 multi-goal games… Recorded a hat trick and added an assist vs. Cape Breton (11/11)… Scored three goals at Victoriaville (2/24)… Posted a 10-game point streak (1/21-2/15: 9g, 14a)… Registered 21 points (8g, 13a) in 17 QMJHL playoff games as Chicoutimi fell to eventual champion Saint John in the QMJHL semifinals… Ranked seventh in the QMJHL in playoff points, tied for seventh in assists and tied for ninth in goals… Ranked tied for first on the team in playoff points and second in goals and assists… Tallied seven multi-point games… Earned three points (1g, 2a) in Chicoutimi's series-clinching win in Game 4 of their first round series at Victoriaville, including the game-winning goal with 12 seconds remaining in the third period… Recorded three assists in the Sagueneens' 6-5 loss to Saint John in Game 6 of the QMJHL semifinals.



ANDREI SVECHNIKOV 37

Right Wing • Shoots Left
6'2" • 195 lbs.
3/26/00 • Barnaul, Russia

Acquired: 2018 NHL Draft
2017-18 Team: Barrie (OHL)
Drafted: Carolina 2018 (1-2-1)

HIGHLIGHTS

NHL FIRSTS:
Game: None
Point: None
Goal: None

NHL HIGHS:
Goals: None
Assists: None
Points: None
Penalty Min: None

NHL STREAKS:
Goal Streak: None
Assist Streak: None
Point Streak: None

CAREER STATS

			REGULAR SEASON					PLAYOFFS				
YEAR	**TEAM**	**LEAGUE**	**GP**	**G**	**A**	**P**	**PIM**	**GP**	**G**	**A**	**P**	**PIM**
2016-17	Muskegon	USHL	48	29	29	58	68	–	–	–	–	–
2017-18 (a)	Barrie	OHL	44	40	32	72	67	8	6	5	11	12
OHL Totals (1 season)			**44**	**40**	**32**	**72**	**67**	**8**	**6**	**5**	**11**	**12**

(a) June 22, 2018—Selected by the Carolina Hurricanes in the 2018 NHL Draft. First Hurricanes pick, second overall, first round.

2017-18 SEASON

Played 44 OHL games for Barrie, registering 72 points (40g, 32a)… Won the CHL Top Prospect Award… Named OHL Rookie of the Year after winning OHL Rookie of the Month four out of six possible times… Was held without a point in just six games and without a shot on goal once… Notched 24 multi-point games… Scored two goals in his OHL debut vs. Ottawa (9/21)… Posted a hat trick vs. North Bay (10/5)… Recorded a season-high nine shots on goal in a two-goal game at Saginaw (10/7)… Registered four points (2g, 2a) vs. Erie (10/12)… Had a hat trick vs. Owen Sound (12/14)… Recorded his third hat trick of the year vs. Windsor (2/3)… Closed out the regular season with an OHL-best 23-game point streak from 1/18-3/17 (24g, 22a), including nine straight multi-point games from 1/18-2/8 (13g, 6a)… Skated in eight playoff games with 11 points (6g, 5a)… Registered five points (2g, 3a) in series-clinching win at Mississauga (4/1)… Drafted second overall by the Hurricanes in the first round of the NHL Draft.

CAREER

Is entering his first professional season… Became the fourth second-overall pick in franchise history (Sylvain Turgeon, Chris Pronger, Eric Staal)… First Russian drafted by the Hurricanes since Igor Knyazev in 2001… Eighth Russian drafted either first or second overall in NHL history… Represented Russia at the 2018 IIHF World Junior Championship, where he had five assists in five games… **2016-17**: Skated in 48 USHL games for Muskegon, leading the team in goals (29) and points (58)… Named USHL Rookie of the Year… Finished tied for second in the league in game-winning goals (7) and third in points per game (1.21)… Recorded at least one shot on goal in 47 of 48 games played… Registered his first USHL point with an assist at Bloomington (9/24)… Scored his first USHL goal with the game-winner at Cedar Rapids (10/8)… Posted a 13-game point streak from 10/7-12/2 (10g, 13a), including a four-point game (1g, 3a) vs. Madison (11/13)… Named USHL Forward of the Week on 11/14 and 11/28… Recorded a five-game point/assist streak from 2/17-2/25 (2g, 5a)… Registered three straight multi-point games from 3/17-3/24 (4g, 4a)… Selected first overall in the CHL Import Draft by the Barrie Colts.



LUCAS WALLMARK 71

Center • Shoots Left
6'0" • 178 lbs.
9/5/95 • Umea, Sweden

Acquired: 2014 NHL Draft
2017-18 Teams: Carolina (NHL), Charlotte (AHL)
Drafted: Carolina 2014 (5-97-4)

HIGHLIGHTS

NHL FIRSTS:
Game: 3/13/17; 8-4 W at NYI
Point: 3/13/17; 3-2 OT vs. NYI (assist)
Goal: 12/30/17; 2-3 L at STL (Hutton)

NHL HIGHS:
Goals: 1 (12/30/17; 2-3 L at STL)
Assists: 1-2x (Last: 4/2/17; 3-2 L at PIT)
Points: 1-3x (Last: 12/30/17; 2-3 L at STL)
Penalty Min: 2-2x (Last: 3/2/18; 3-1 W vs. NJ)

NHL STREAKS:
Goal Streak: None
Assist Streak: None
Point Streak: None

CAREER STATS

			REGULAR SEASON					PLAYOFFS				
YEAR	**TEAM**	**LEAGUE**	**GP**	**G**	**A**	**P**	**PIM**	**GP**	**G**	**A**	**P**	**PIM**
2010-11	Skelleftea U18	Swe-U18	36	18	49	67	18	2	1	0	1	0
2011-12	Skelleftea U18	Swe-U18	2	1	1	2	0	3	3	2	5	2
	Skelleftea Jr.	Swe-Jr.	37	11	26	37	14	3	1	2	3	4
2012-13	Skelleftea	SHL	2	0	0	0	0	–	–	–	–	–
	Karlskronka	Swe-2	16	5	5	10	4	–	–	–	–	–
	Skelleftea Jr.	Swe-Jr.	14	5	11	16	18	–	–	–	–	–
2013-14 (a)	Asploven	Swe-2	11	1	7	8	6	–	–	–	–	–
	Lulea	SHL	41	3	7	10	2	1	0	0	0	0
2014-15 (b)	Lulea	SHL	50	5	13	18	14	9	0	5	5	2
2015-16	Lulea	SHL	48	8	24	32	20	11	7	2	9	4
2016-17	**Carolina**	**NHL**	**8**	**0**	**2**	**2**	**2**	**–**	**–**	**–**	**–**	**–**
	Charlotte	AHL	67	24	22	46	28	5	3	3	6	2
2017-18	**Carolina**	**NHL**	**11**	**1**	**0**	**1**	**4**	–	–	–	–	–
	Charlotte	AHL	45	17	38	55	16	8	3	2	5	4
Hurricanes/NHL Totals (2 Seasons)			**19**	**1**	**2**	**3**	**4**	**–**	**–**	**–**	**–**	**–**

(a) June 28, 2014—Selected by the Carolina Hurricanes in the 2014 NHL Draft. Fifth Hurricanes pick, 97th overall, fourth round.
(b) June 5, 2015—Signed a three-year, entry-level contract with the Carolina Hurricanes.

2017-18 SEASON

Scored one goal in 11 games with the Hurricanes… Was a healthy extra in four games… Made his NHL season debut and scored his first career goal at STL (12/30)… Logged a season-high 14:21 of ice time at MIN (3/6)… Registered 55 points (17g, 38a) in 45 games with Charlotte (AHL)… Set career highs in assists and points… Led the AHL in points per game (1.22, min. 10 GP)… Led Charlotte in assists and points… Ranked tied for fourth on the team in game-winning goals (3) and fifth in power-play goals (5)… Recorded 19 multi-point games… Earned three assists vs. Bridgeport (10/14)… Recorded three points (1g, 2a) vs. Laval (12/17)… Scored two goals vs. Bridgeport (1/17)… Earned three points (2g, 1a) at Laval (3/23)… Posted an eight-game assist streak (3/9-3/24: 3g, 12a)… Registered three points (1g, 2a) at Providence (4/13)… Registered five points (3g, 2a) in eight AHL playoff games with Charlotte… Ranked tied for second on the team in goals and points during the postseason… Scored the game-winning goal in overtime in Game 1 of Charlotte's first-round series against Wilkes-Barre/Scranton (4/20).

CAREER

Is entering his third season of professional hockey in North America… Was selected by the Hurricanes in the fourth round (97th overall), of the 2014 NHL Draft… Totaled 60 points (16g, 44) in 141 career Swedish Hockey League (SHL) games… Has represented Sweden in eight international tournaments, beginning with the 2011 U18 Four Nations Tournament in Monthey, Switzerland… Won silver with Sweden at the 2011 Ivan Hlinka Tournament… Captured silver at the 2012 Four Nations Tournament in Ann Arbor, MI, and was named Sweden's Player of the Game in its gold-medal game loss to the United States… Totaled five points (1g, 4a) in five games at the 2013 Five Nations Tournament in Jonkoping, Sweden, and five points (3g, 2a) in five games at the 2013 U18 World Junior Championship… Captured bronze with Sweden at the 2012 Ivan Hlinka Tournament, notching seven points (3g, 4a) in five games… Ranked third among Swedish skaters at the 2014 World Junior Championship in Malmo, Sweden, with eight points (3g, 5a) as Sweden won the silver… Was tied for fifth among all skaters at the 2015 World Junior Championship in goals (4) as Sweden finished fourth in the tournament… **2010-11:** Totaled 67 points (18g, 49a) in 36 games with Skelleftea's U18 team… **2011-12:** Spent most of the season with Skelleftea's Junior squad, netting 11 goals and adding 26 assists (37 points) in 37 games… **2012-13:** Dressed for two games with Skelleftea in the top Swedish league as a 17-year-old… Also totaled 16 points (5g, 11a) in 14 games for Skelleftea Jr. and earned 15 points (5g, 10a) in 23 games with Karlskrona in the Swedish second division… **2013-14:** Spent the majority of the season with Lulea in the Swedish Hockey League, netting three goals and earning seven assists (10 points) in 41 SHL games… Also appeared in 11 games in the Swedish second division with Asploven, earning eight points (1g, 7a)… Netted his first SHL goal in his debut with Lulea vs. Linkoping (9/14)… Earned his first assist and had his first multi-point game (1g, 1a) at Leksands (11/23)… **2014-15:** Completed his first full SHL season with Lulea, totaling 18 points (5g, 13a) in 50 games… **2015-16:** Led Lulea in assists (24) and ranked tied for second in points (32) during his second full SHL season… Averaged 17:18 in ice time per game and was plus-5 for the season… Had six multi-point games… Led the team in goals during the playoffs with seven as Lulea advanced to the semifinal before falling to Frolunda… **2016-17:** Completed his first North American season after spending the last three primarily with Lulea of the Swedish Hockey League (SHL)… Appeared in eight NHL games with Carolina, earning a pair of assists… Spent the majority of the season with the Charlotte Checkers (AHL), skating in 67 games… Finished the regular season ranked first on the Checkers in goals (24), second in points (46), and second in plus/minus rating (plus-13)… Ranked fourth among AHL rookies in goals (24) and tied for ninth in points… Was tied for third among league rookies in shorthanded goals (2)… Made his AHL debut at Texas (10/14)… Earned his first AHL point with an assist at Texas (10/15)… Scored his first AHL goal at Iowa (10/21)… Was the AHL's Rookie of the Month for January after totaling nine points (7g, 2a) during the month… Earned his first NHL recall on March 12… Made his NHL debut at NYI (3/13), recording two hits and winning 4 of 6 faceoffs in 10:05 of ice time… Earned his first NHL point with an assist on Joakim Nordstrom's goal vs. NYI (3/14)… Also picked up an assist at PIT (4/2)… Led all Checkers skaters with six points (3g, 3a) during their opening-round Calder Cup playoff loss to the Chicago Wolves.



VALENTIN ZYKOV 73

Right Wing • Shoots Right
6'0" • 220 lbs.
5/15/95 • St. Petersburg, Russia

Acquired: 2/28/16, Trade with Los Angeles
2017-18 Teams: Carolina (NHL), Charlotte (AHL)
Drafted: Los Angeles 2013 (1-37-2)

HIGHLIGHTS

NHL FIRSTS:
Game: 3/9/17; 4-3 W vs. NYR
Point: 3/9/17; 4-3 W vs. NYR (goal)
Goal: 3/9/17; 4-3 W vs. NYR (Raanta)

NHL HIGHS:
Goals: 2 (3/22/18; 6-5 W vs. ARI)
Assists: 2 (3/24/18; 5-2 W vs. OTT)
Points: 2-2x (3/24/18; 5-2 W vs. OTT)
Penalty Min: 2 (3/27/18; 3-4 L at NJ)

NHL STREAKS:
Goal Streak: None
Assist Streak: None
Point Streak: 3 games (3/22/18-3/26/18: 3g, 2a)

CAREER STATS

			REGULAR SEASON					PLAYOFFS				
YEAR	**TEAM**	**LEAGUE**	**GP**	**G**	**A**	**P**	**PIM**	**GP**	**G**	**A**	**P**	**PIM**
2011-12	CSKA Jr.	Russia-Jr.	52	5	6	11	105	18	0	2	2	4
2012-13 (a)	Baie-Comeau	QMJHL	67	40	35	75	60	19	10	9	19	18
2013-14	Baie-Comeau	QMJHL	53	23	40	63	70	22	7	15	22	14
2014-15	Baie-Comeau	QMJHL	16	6	12	18	22	–	–	–	–	–
	Gatineau	QMJHL	26	15	13	28	38	11	3	4	7	20
2015-16 (b)	Ontario	AHL	43	7	7	14	20	–	–	–	–	–
	Charlotte	AHL	2	0	0	0	0	–	–	–	–	–
2016-17	**Carolina**	**NHL**	**2**	**1**	**0**	**1**	**0**	**–**	**–**	**–**	**–**	**–**
	Charlotte	AHL	66	16	18	34	57	5	0	2	2	2
2017-18	**Carolina**	**NHL**	**10**	**3**	**4**	**7**	**2**	**–**	**–**	**–**	**–**	**–**
	Charlotte	AHL	63	33	21	54	45	8	4	2	6	8
Hurricanes/NHL Totals (2 Seasons)			**12**	**4**	**4**	**8**	**2**	**–**	**–**	**–**	**–**	**–**

(a) June 30, 2013—Selected by the Los Angeles Kings in the 2013 NHL Entry Draft. First Kings pick, 37th overall, second round.
(b) Feb. 28, 2016—Acquired by the Carolina Hurricanes in exchange for Kris Versteeg.

2017-18 SEASON

Registered seven points (3g, 4a) in 10 games with the Hurricanes… Made his season debut vs. EDM (3/20)… Scored two goals and was (+3) vs. ARI (3/22)… Tallied two assists at OTT (3/24)… Scored the game-winning goal vs. OTT (3/26)… Earned more points (7) through his first eight NHL games than any player in Hurricanes history (since relocation)… Recorded an assist at WSH (3/30)… Earned an assist at PHI (4/5)… Registered 54 points (33g, 21a) in 63 games with Charlotte (AHL)… Won the Willie Marshall Award as the AHL's leading goal scorer… Became the second player in Charlotte history to win the award (Zach Boychuk: 2013-14)… His 33 goals marked the third-most goals in a season in Checkers history… Also led the AHL in power-play goals (17) and shooting percentage (29.5%)… Ranked tied for third in the AHL in game-winning goals (7)… Ranked second among Charlotte skaters in points… Set career highs in goals, assists and points… Earned 10 multi-point games and six multi-goal games… Registered four points (2g, 2a) at Toronto (10/22)… Scored two goals at Binghamton (12/9)… Earned three points (2g, 1a) vs. Laval (12/17)… Posted a five-game goal streak (12/9-12/17: 7g, 1a)… Recorded an eight-game point streak (12/9-12/27: 9g, 2a)… Earned three points (2g, 1a) vs. Rochester (1/21)… Registered four points (1g, 3a) vs. Springfield (2/10)… Scored two goals at Springfield (3/3)… Tallied three points (2g, 1a) vs. Hartford (3/9)… Recorded a nine-game point streak (3/3-4/13: 8g, 5a)… Registered six points (4g, 2a) in eight AHL Playoff games with Charlotte… Led the team in goals and points during the postseason… Earned two assists in Game 3 of Charlotte's first-round series at Wilkes-Barre/Scranton (4/26).

CAREER

Is in his fourth professional season and third NHL season with the Hurricanes… Acquired by the Hurricanes from the Los Angeles Kings at the trade deadline on 2/28/16… Selected by Kings in the second-round, 37th overall, in the 2013 NHL Draft… Spent three seasons in the Quebec Major Junior Hockey League (QMJHL) before turning professional, notching 184 points (84g, 100a) in 162 games with Baie-Comeau and Gatineau… Has represented Russia in three major international tournaments: the 2011 World Junior A Challenge, 2012 World U-17 Challenge and the 2014 World Junior Championship, where Russia captured bronze… **2011-12:** Played for his hometown CSKA junior squad, totaling 11 points (5g, 6a) in 52 regular-season games… **2012-13:** Was the Canadian Hockey League (CHL) Rookie of the Year after tallying 75 points (40g, 35a) as a 17 year old… Also captured the Michel Bergeron Trophy (QMJHL Offensive Rookie of the Year), the RDS Cup (QMJHL Rookie of the Year) and was named to the QMJHL Rookie All-Star Team… Ranked seventh in the league in goals (10) and tied for 13th in points (19) during the 2013 QMJHL playoffs as Baie-Comeau advanced to the final before falling to Halifax… **2013-14:** Ranked third among Baie-Comeau skaters in scoring with 63 points (23g, 40a) in 53 games… Was eighth in the league in assists (15) and tied for 10th in points (22) during the 2014 QMJHL playoffs as Baie-Comeau again fell in the final… **2014-15:** Split the season between Baie-Comeau and Gatineau, totaling 46 points (21g, 25a) in 42 games… Totaled seven points (3g, 4a) in 11 QMJHL playoff games, as Gatineau was eliminated by Rimouski in the second round… **2015-16:** Split his first professional season between Ontario and Charlotte of the AHL, totaling 14 points (7g, 7a) in 45 games… Made his professional debut at Bakersfield (10/10)… Scored his first professional goal at Manitoba (10/17)… Notched a pair of tallies the following game at Bakersfield (10/23), for his first professional multi-goal game… Scored a goal and added an assist vs. Bakersfield (12/12)… Acquired by the Hurricanes on 2/28, but missed the next 22 games due to injury… Made his Checkers debut in final two games of the regular season at Lake Erie… **2016-17:** Appeared in two NHL games with the Hurricanes, scoring one goal… Spent most of the season with the Charlotte Checkers (AHL), totaling 34 points (16g, 18a) in 64 games played… Ranked third among Charlotte skaters in goals (16) and fourth in points (34)… Was tied for second among Charlotte skaters in power-play points (4)… Earned points in four consecutive games from 10/29-11/10 (2g, 3a)… Had his first AHL three-point game with a goal and two assists at Milwaukee (2/19)… Earned his first NHL recall on 3/8… Scored his first NHL goal in his league debut, beating Antti Raanta vs. NYR (3/9)… Left the game vs. TOR (3/11) with an upper-body injury and did not return… Missed eight games due to an upper-body injury (3/13-3/25)… Earned a pair of assists during Charlotte's first-round playoff loss to the Chicago Wolves.



JAKE **BEAN**

Defenseman • Shoots Left
6'1" • 186 lbs.
6/9/98 • Calgary, Alberta

Acquired: 2016 NHL Draft
2017-18 Teams: Charlotte (AHL), Calgary/Tri-City (WHL)
Drafted: Carolina 2016 (1-13-1)

CAREER

Selected by the Hurricanes in the first round, 13th overall, of the 2016 NHL Draft… Signed to a three-year, entry-level contract on 7/9/16… Registered 196 points (49g, 147a) in 219 career WHL games… Won a gold medal with Canada at the 2018 World Junior Championship and a silver in 2017… Won gold with Canada at the 2015 Ivan Hlinka Memorial Tournament… Was named to the all-tournament team at the 2015 World U-17 Hockey Challenge after totaling four points (1g, 3a) in five games for Canada Black… His father, John Bean, is the chief operating officer of the Calgary Flames… **2013-14**: Spent the season with Edge School after going unselected in the 2013 WHL Bantam Draft… **2014-15**: Made the roster for his hometown Calgary Hitmen in 2014-15 after a tryout with the club and set a franchise record for scoring by a rookie defenseman with 39 points (5g, 34a)… Was third among WHL rookie defensemen in scoring in 2014-15… Made his WHL debut vs. Red Deer (9/20)… Registered a seven-game assist streak from 11/28 -12/14 (0g, 11a)… Earned a career-high four assists vs. Vancouver (1/25)… Totaled six points (2g, 4a) in seven games during the 2015 WHL playoffs… **2015-16**: Led all WHL defensemen in goals (24), power-play goals (12) and game-winning goals (6) during his second season with the Calgary Hitmen… Was sixth among league defensemen in scoring (64 points) and was named to the 2015-16 WHL East Second All-Star Team… Skated for Team Orr at the 2016 CHL Top Prospects Game… Earned 17 multi-point efforts and four multi-goal games… Registered three assists at Brandon (12/8)… Earned a seven-game point streak from 12/13 - 1/2 (3g, 6a)… Earned two assists in five playoff games as Calgary fell to Red Deer in the opening round of the 2016 WHL playoffs… **2016-17:** Led Calgary Hitmen defensemen and was fifth among team skaters in scoring with 45 points (8g, 37a), despite missing 29 games due to injury and his participation in the 2017 World Junior Championship… Suffered a fractured finger at Medicine Hat (10/14) and missed the next 16 games (10/16-11/26)… Posted career-long, eight-game point and assist streaks from 12/2 - 1/10 (2g, 10a)… Earned his first career hat trick and added an assist vs. Regina (1/27)… Recorded a career-high four assists to register his second-consecutive four-point effort the next night at Kootenay (1/28)… Registered two points (0g, 2a) in four games as Calgary was swept by Regina in the opening round of the 2017 WHL playoffs… **2017-18**: Split the season between Calgary and Tri-City… Served as an alternate captain for Calgary… Traded to Tri-City on Jan. 7… Won gold with Team Canada at the World Junior Championship in Buffalo, posting three assists in seven games… Posted 13 multi-point games… Recorded a seven-game assists streak from 10/20 - 11/4 (1g, 9a)… Registered 18 points (1g, 17a) in 14 WHL playoff games as Tri-City fell to Everett in six games in the Western Conference Finals… Ranked tied for fifth in the WHL in playoff assists… Earned five assists in Game 3 vs. Victoria (4/10) and three assists in Game 4 (4/11)… Named the CHL Player of the Week (4/17)… Joined the Charlotte Checkers (AHL) at the conclusion of his junior season with Tri-City and made his professional debut in Game 3 of the second-round playoff series vs. Lehigh Valley (5/8).

CAREER STATS

			REGULAR SEASON					PLAYOFFS				
YEAR	**TEAM**	**LEAGUE**	**GP**	**G**	**A**	**P**	**PIM**	**GP**	**G**	**A**	**P**	**PIM**
2014-15	Calgary	WHL	51	5	34	39	2	7	2	4	6	0
2015-16 (a)	Calgary	WHL	68	24	40	64	28	5	0	2	2	2
2016-17 (b)	Calgary	WHL	43	8	37	45	14	4	0	2	2	0
2017-18	Calgary	WHL	25	5	22	27	12	–	–	–	–	–
	Tri-City	WHL	32	7	14	21	10	14	1	17	18	2
	Charlotte	AHL	–	–	–	–	–	1	0	0	0	0
WHL Totals (4 seasons)			**219**	**49**	**147**	**196**	**66**	**30**	**3**	**25**	**28**	**4**

(a) June 24, 2016—Selected by the Carolina Hurricanes in the 2016 NHL Draft. First Hurricanes pick, 13th overall, first round.
(b) July 9, 2016—Signed a three-year, entry-level contract with the Carolina Hurricanes.



CLARK **BISHOP**

Center • Shoots Left
6'1" • 199 lbs.
3/29/96 • St. John's, Newfoundland and Labrador

Acquired: 2014 NHL Draft
2017-18 Team: Charlotte (AHL)
Drafted: Carolina 2014 (6-127-5)

CAREER

Selected by Carolina in the fifth round (127th overall) of the 2014 NHL Draft… Signed a three-year, entry-level contract with the Hurricanes on 4/4/16… Recorded 129 points (57g, 72a) in 202 career Quebec Major Junior Hockey League (QMJHL) games with Cape Breton… Won the gold medal with Canada's U-18 national team at the 2013 Ivan Hlinka Memorial Tournament, scoring one goal and registering a (+2) rating in five games… Also represented Canada Atlantic at the 2013 U-17 World Hockey Challenge, earning five points (3g, 2a) in five games… **2011-12**: Played for his hometown St. John's Privateers in the Newfoundland and Labrador Major Midget Hockey League (NLMMHL), ranking 11th in the league in scoring with 38 points (18g, 20a) in 23 games… Earned nine points (3g, 6a) in eight playoff games as the Privateers won the Provincial Championship… Selected by Cape Breton in the first round (3rd overall) of the 2012 QMJHL Entry Draft… **2012-13**: Completed his first season of major junior hockey, scoring eight goals and adding 14 assists (22 points) for Cape Breton… Earned his first QMJHL points with a pair of assists vs. Rimouski (10/21)… Scored his first QMJHL goal vs. P.E.I. (11/14/12)… **2013-14**: Served as an alternate captain for Cape Breton in his second QMJHL season, totaling 14 goals and 19 assists (33 points) in 56 games… Selected to play for Team Orr in the 2014 CHL/NHL Top Prospects Game… Scored a goal in his QMJHL Playoff debut at Gatineau (3/21/14)… **2014-15**: Served as Cape Breton's captain, totaling 35 points (19g, 16a) in 38 games played… Established career highs with a six-game goal streak from 11/26 - 12/12 (7g) and an eight-game point streak from 11/26 - 12/18 (7g, 4a)… Led Cape Breton in scoring during the 2015 playoffs with eight points (5g, 3a) as the Screaming Eagles fell to Quebec in seven games… **2015-16**: Served as Cape Breton's team captain for the second consecutive season, setting career highs in assists (23) and points (39)… Ranked fourth among Screaming Eagles skaters in penalty minutes (86)… Totaled three points (1g, 2a) in three 2016 QMJHL playoff games for the Screaming Eagles… **2016-17:** Completed his first professional season, splitting the year between Charlotte (American Hockey League) and Florida (ECHL)… Totaled six points (2g, 4a) in 42 games for the Checkers and 11 points (3g, 8a) in 21 games with the Everblades… Made his professional debut in the Checkers' opener at Texas (10/14)… Recorded his first professional goal/point at Iowa (11/11)… Earned his first professional assist at Ontario (12/10)… Posted an assist and a season-best (+2) in a 3-2 overtime win at Manitoba (12/30)… Assigned to Florida (ECHL) for the first time on 1/6 and posted an assist in his Everblades debut that night… Had a six-game assist-point streak with Florida from 2/3-2/22 (0g, 6a)… Recalled to Charlotte on 3/7… Assisted on Bryan Bickell's first goal as a Checker vs. Cleveland (3/25), giving him points in consecutive AHL games for the first time in his career… **2017-18**: Completed his second professional season and first spent entirely at the AHL level with the Checkers… Registered 28 points (7g, 21a) in 68 games… Ranked tied for seventh on the Checkers with 21 assists and tied for second on the team with two shorthanded goals… Recorded assists in a career-best three straight games from 10/28-11/3… Marked his first AHL multi-goal game at Utica (11/10)… Set a career high with three assists vs. Springfield (12/1)… Scored a goal in consecutive games vs. Laval (12/16-12/17)… Matched his career/season high with three assists vs. Springfield (2/9), which was part of a three-game point streak that tied his career long (1g, 4a)… Scored two goals in eight AHL playoff games… Ranked fourth on the team in goals and tied for third in penalty minutes (8) during the playoffs… Scored goals in consecutive playoff games against Wilkes-Barre/Scranton (4/21-4/26), marking the first playoff points of his career.

CAREER STATS

			REGULAR SEASON					PLAYOFFS				
YEAR	**TEAM**	**LEAGUE**	**GP**	**G**	**A**	**P**	**PIM**	**GP**	**G**	**A**	**P**	**PIM**
2011-12	St. Johns	NLMMHL	23	18	20	38	45	8	3	6	9	10
2012-13	Cape Breton	QMJHL	58	8	14	22	33	–	–	–	–	–
2013-14 (a)	Cape Breton	QMJHL	56	14	19	33	54	4	1	0	1	8
2014-15	Cape Breton	QMJHL	38	19	16	35	54	7	5	3	8	4
2015-16 (b)	Cape Breton	QMJHL	50	16	23	39	86	3	1	2	3	0
2016-17	Charlotte	AHL	42	2	4	6	11	–	–	–	–	–
	Florida	ECHL	21	3	8	11	16	–	–	–	–	–
2017-18	Charlotte	AHL	68	7	21	28	32	8	2	0	2	8
AHL Totals (2 seasons)			**110**	**9**	**25**	**34**	**43**	**8**	**2**	**0**	**2**	**8**

(a) June 28, 2014—Selected by the Carolina Hurricanes in the 2014 NHL Draft. Sixth Hurricanes pick, 127th overall, fifth round.
(b) April 4, 2016—Signed a three-year, entry-level contract with the Carolina Hurricanes.

IN THE SYSTEM



CALLUM **BOOTH**

Goaltender • Catches Left
6'4" • 184 lbs.
5/21/97 • Montreal, Quebec

Acquired: 2015 NHL Draft
2017-18 Teams: Charlotte (AHL), Florida (ECHL)
Drafted: Carolina 2015 (3-93-4)

CAREER

Was the Hurricanes' third selection, 93rd overall, in the fourth round of the 2015 NHL Draft… Signed a three-year, entry-level contract with Carolina on 3/16/17… Posted a 81-45-11 record with a 2.88 goals-against average and a .906 save percentage in 152 QMJHL games over four seasons with Quebec and Saint John… Was teammates with fellow Hurricanes prospects Julien Gauthier and Spencer Smallman in Saint John… Ranked second among North American netminders by NHL Central Scouting heading into the 2015 draft… Represented Canada at the 2014 Ivan Hlinka Memorial Tournament, going 1-0-0 with a 1.00 goals-against average and .923 save percentage for the gold-medal winning squad… Also represented Quebec at the 2014 World U-17 Hockey Challenge… **2012-13**: Played one season of high school hockey for Salisbury School (CT), registering a 2.08 goals-against average in 20 games and helping Salisbury capture the Elite 8 championship… **2013-14**: Named a QMJHL Rookie All-Star after going 11-5-3 with a 2.68 goals-against average and .914 save percentage during his first season with the Quebec Remparts… **2014-15**: Ranked sixth in the QMJHL in goals-against average (3.05) and save percentage (.900) during his second season with Quebec… Registered five assists during the 2014-15 season, tying a QMJHL record (Martin Biron, 1994-95; Francois Brassard, 2013-14)… Played for Team Cherry in the 2015 CHL-NHL Top Prospects Game… Set a single-game QMJHL goaltender record with two assists in a 5-1 win vs. Gatineau (12/3/14)… Made one appearance for the host Remparts in the 2015 Memorial Cup, stopping all 17 shots he faced in 27 minutes of action in relief of Zachary Fucale… **2015-16**: Was 16-15-5 with a 3.15 goals-against average and .902 save percentage during his third QMJHL season with Quebec… Was named QMJHL first star of the week on 12/21/15 after stopping 58 of 59 shots in a pair of victories for Quebec, including a shutout at Blainville-Boisbriand (12/18)… **2016-17:** Split the season between Quebec and Saint John (QMJHL), going 31-12-1 with a 2.59 goals-against average… Helped Saint John capture the President's Cup as QMJHL champions… Ranked first in the league during the regular-season in save percentage (.911), tied for first in wins (31), tied for second in shutouts (4) and fourth in goals-against average… Stopped 34 shots for a shutout in his first game of the season at Victoriaville (9/30)… Made a regular-season, career-high 50 saves on 53 shots at Charlottetown (11/26)… Was the QMJHL's Goaltender of the Month for November, after going 5-1-1 with a 2.77 goals-against average and .926 save percentage for Quebec… Was QMJHL First Star of the Week on 12/5 after stopping 61 of 63 shots in a pair of wins…Traded to Saint John on 12/18… Won nine of 10 games from 1/8-2/8, including a season-long seven-game win streak from 1/17-2/8… Named Goaltender of the Week for the entire Canadian Hockey League (CHL) and QMJHL First Star of the Week on 3/14 after posting a 2-0-0 record with a 1.00 goals-against average and .962 save percentage in two games for the Sea Dogs… Won his last six games of the regular season, including a shutout in his final game at Moncton (3/15)… Led the league in postseason wins (16), goals-against average (1.67) and shutouts (4) during the Sea Dogs' run to the QMJHL championship… Won nine consecutive games to open the playoffs, including sweeps of Rimouski and Val-d'Or… Registered two consecutive shutouts (5/6, 5/9) during Saint John's sweep of Blainville-Boisbriand in the President's Cup final… Played all four games for Saint John at the 2017 Memorial Cup, earning a shutout against Seattle before falling in the semifinal to Erie… **2017-18**: Split his first professional season between the ECHL's Florida Everblades and the AHL's Charlotte Checkers… Among ECHL rookies, ranked second with a 2.41 goals-against average, tied for seventh with a .911 save percentage and tied for fourth with 19 wins… Stopped 26 of 27 shots to win his pro debut vs. Atlanta (10/14)… Made 21 saves to record his first shutout vs. Cincinnati (11/11)… Recalled to Charlotte for the first time on Feb. 5… Stopped both shots he faced in 11:07 of relief duty in his AHL debut at Lehigh Valley (2/7)… Stopped 25 of 28 shots in his first AHL start vs. Syracuse (2/18)… Stopped 30 of 31 shots to pick up his first AHL win vs. Lehigh Valley (4/4)… Stopped 23 of 24 shots in a 3-1 win vs. Hershey (4/8)… Won each of his last seven regular-season starts from 3/2 - 4/8 (five ECHL, two AHL), posting a combined 1.70 goals-against average and .937 save percentage during that time… Appeared in two ECHL playoff games with Florida… Stopped 22 of 24 shots to win his playoff debut at Atlanta (4/19).

CAREER STATS

			REGULAR SEASON						PLAYOFFS					
YEAR	**TEAM**	**LEAGUE**	**GP**	**MIN**	**GA**	**SO**	**GAA**	**W-L-OT**	**GP**	**MIN**	**GA**	**SO**	**GAA**	**W-L**
2012-13	Salisbury	High-CT	–	1200	41	–	2.08	–	–	–	–	–	–	–
2013-14	Quebec	QMJHL	25	1120	50	1	2.68	11-5-3	1	59	5	0	5.08	0-1
2014-15 (a)	Quebec	QMJHL	41	2280	116	2	3.05	23-13-2	4	169	7	1	2.49	1-1
2015-16	Quebec	QMJHL	39	2192	115	3	3.15	16-15-5	–	–	–	–	–	–
2016-17 (b)	Quebec	QMJHL	21	1212	58	1	2.87	13-6-1	–	–	–	–	–	–
	Saint John	QMJHL	26	1456	57	3	2.35	18-6-0	18	1115	31	4	1.67	16-2
2017-18	Charlotte	AHL	4	188	5	0	1.60	2-1-0	–	–	–	–	–	–
	Florida	ECHL	28	1689	68	1	2.41	19-6-2	2	119	6	0	3.03	1-1
AHL Totals (1 season)			**4**	**188**	**5**	**0**	**1.60**	**2-1-0**	**–**	**–**	**–**	**–**	**–**	**–**

(a) June 27, 2015—Selected by the Carolina Hurricanes in the 2015 NHL Draft. Third Hurricanes pick, 93rd overall, fourth round.
(b) April 4, 2016—Signed a three-year, entry-level contract with the Carolina Hurricanes.



DAVID **COTTON**

Center • Shoots Left
6'2" • 200 lbs.
7/9/97 • Parker, TX

Acquired: 2015 NHL Draft
2017-18 Team: Boston College (Hockey East)
Drafted: Carolina 2015 (8-169-6)

CAREER

Was the Hurricanes' eighth selection of the 2015 NHL Draft, chosen in the sixth round (169th overall)… Was ranked 62nd among North American skaters by NHL Central Scouting heading into the 2015 Draft… Born and raised in Parker, TX, just outside of Dallas… Attended the 2012 USA Hockey Select 15 Festival, the 2013 USA Hockey Select 16 Festival and the 2014 USA Hockey Select 17 Festival… **2012-13**: Played for the Colorado Thunderbirds Tier I U16 team… **2013-14**: Moved to Massachusetts to play for Cushing Academy, and led the Penguins in scoring as a sophomore, totaling 51 points (19g, 32a) in 32 games… Also played 12 games for the Boston Junior Bruins, earning 11 points (8g, 3a)… **2014-15**: Was the leading scorer in prep hockey during his junior season at Cushing Academy, netting 27 goals and adding 42 assists (69 points) in 33 games… Also played 13 games for the Boston Junior Bruins (MSHL), totaling 25 points (15g, 10a)… **2015-16**: Spent the season in the USHL with Waterloo, totaling 30 points (15g, 15a) in 48 games… Ranked tied for third among Waterloo Black Hawks skaters in goals and was seventh in scoring… **2016-17:** Completed his freshman season at Boston College and was one of six Eagles skaters to appear in all 40 of the team's games… Led the team in game-winning goals (4)… Led Boston College freshmen in scoring with 24 points (10g, 14a)… Had 14 points (6g, 8a) in 22 Hockey East conference games… Finished the season with a +10 plus/minus rating… Scored his first collegiate goal with the game-winner against eventual national champion Denver at the Ice Breaker Tournament (10/8)… Had his first three-point effort with a goal and two assists at Wisconsin (10/16)… Scored the game-winning goal on the power play against Providence at Fenway Park (1/7)… Had a career-high three assists vs. Notre Dame (1/28)… **2017-18**: One of seven skaters to play in all 37 games… Ranked tied for first on the team in assists (19) and second in points (28)… Led all sophomores in scoring… Ranked tied for first on the team in power-play goals (4), second in multi-point games (6) and fifth in plus/minus (+8)… Recorded a seven-game point streak from 12/2 - 1/14 (4g, 5a)… Earned four points (1g, 3a) at Harvard (11/24).

CAREER STATS

			REGULAR SEASON					PLAYOFFS				
YEAR	**TEAM**	**LEAGUE**	**GP**	**G**	**A**	**P**	**PIM**	**GP**	**G**	**A**	**P**	**PIM**
2013-14	Cushing Academy	High-MA	32	19	32	51	–	–	–	–	–	–
2014-15 (a)	Cushing Academy	High-MA	33	27	42	69	–	–	–	–	–	–
2015-16	Waterloo	USHL	48	15	15	30	34	9	0	2	2	8
2016-17	Boston College	Hockey East	40	10	14	24	15	–	–	–	–	–
2017-18	Boston College	Hockey East	37	9	19	28	22	–	–	–	–	–
NCAA Totals (2 Seasons)			**77**	**19**	**33**	**52**	**37**	**–**	**–**	**–**	**–**	**–**

(a) June 27, 2015—Selected by the Carolina Hurricanes in the 2015 NHL Draft. Eighth Hurricanes pick, 169th overall, sixth round.



BRENDAN **DE JONG**

Defenseman • Shoots Left
6'5" • 199 lbs.
3/23/98 • Victoria, British Columbia

Acquired: 2017 NHL Draft
2017-18 Team: Portland (WHL)
Drafted: Carolina 2017 (7-166-6)

CAREER

Selected by the Hurricanes in the sixth round, 166th overall, at the 2017 NHL Draft… His brother, Nolan, was a seventh-round pick of the Minnesota Wild in the 2013 NHL Draft… **2012-13**: Played for Juan de Fuca Grizzlies of the Vancouver Island Bantam Hockey League (VIBHL), setting the league record for assists by a defenseman with 38… **2013-14**: Played five games for the Saanich Braves in the Vancouver Island Junior Hockey League (VIJHL), earning one assist… **2014-15**: Completed his first season of major junior hockey with Portland, totaling five points (2g, 3a) in 54 games… Made his WHL debut vs. Seattle (9/19)… Earned his first WHL point with an assist at Swift Current (10/22)… Scored his first WHL goal at Prince George (1/17)… Made his WHL playoff debut in Portland's double-overtime victory at Everett (4/11)… **2015-16**: Played in all 72 of Portland's regular-season games, totaling eight points (1g, 7a)… **2016-17:** Completed his third season in the WHL with Portland, establishing career highs in goals (8) and penalty minutes (72)… Was fourth among Winterhawks defensemen in scoring… Netted goals in each of Portland's first two games, vs. Seattle (9/24) and vs. Tri-City (9/25)… Had his first career multi-point game with a goal and an assist at Spokane (2/8)… Recorded a three-game assist and point streak from 3/12-3/18 (3a)… Scored a goal and added two assists in 11 postseason games as Portland knocked off Prince George before falling to Kelowna in the second round… **2017-18**: Posted career highs in assists (19) and points (25)… Recorded four multi-point games… Posted a career-long four-game assist streak (12/27-12/31: 7a)… Earned three assists at Seattle (12/30)… Ranked third among team defensemen in goals (6) and points and fourth in assists… Scored one goal in 12 playoff games as Portland fell to Everett in five games in the second round.

CAREER STATS

			REGULAR SEASON					PLAYOFFS				
YEAR	**TEAM**	**LEAGUE**	**GP**	**G**	**A**	**P**	**PIM**	**GP**	**G**	**A**	**P**	**PIM**
2012-13	Juan de Fuca	VIBHL	37	16	38	54	–	–	–	–	–	–
2013-14	Saanich Braves	VIJHL	5	0	1	1	2	–	–	–	–	–
2014-15	Portland	WHL	54	2	3	5	10	1	0	0	0	0
2015-16	Portland	WHL	72	1	7	8	18	4	0	0	0	0
2016-17 (a)	Portland	WHL	72	8	15	23	72	11	1	2	3	8
2017-18	Portland	WHL	68	6	19	25	46	12	1	0	1	8
WHL Totals (4 Seasons)			**266**	**17**	**44**	**61**	**146**	**28**	**2**	**2**	**4**	**16**

(a) June 24, 2017—Selected by the Carolina Hurricanes in the 2016 NHL Draft. Ninth Hurricanes pick, 164th overall, sixth round.



JACK **DRURY**

Center • Shoots Left
5'11" • 174 lbs.
2/3/00 • New York, NY

Acquired: 2018 NHL Draft
2017-18 Team: Waterloo (USHL)
Drafted: Carolina 2018 (2-42-2)

CAREER

Selected by Carolina in the second round (42nd overall) of the 2018 NHL Draft… Jack's father, Ted, and his uncle, Chris, both played in the NHL… Ted appeared in 414 games from 1993-01 with the Flames, Whalers, Senators, Mighty Ducks, Islanders and Blue Jackets, posting 93 points (41g, 52a)… Chris, a U.S. Hockey Hall of Famer who is currently the Assistant GM of the New York Rangers, skated in 892 games from 1998-11 with the Avalanche, Sabres and Rangers, recording 615 points (260g, 355a) and winning the Stanley Cup with Colorado in 2001… Jack's mother, Elizabeth, played lacrosse at Harvard, where she was a three-time All-American and won a national championship in 1990… **2016-17**: Skated in 44 USHL games for Waterloo, posting 12 points (4g, 8a)… Scored his first USHL goal at Sioux Falls (10/15)… Posted two assists vs. Madison (12/31)… Registered back-to-back multi-point games with two goals at Des Moines (3/26) and a goal and an assist at Cedar Rapids (4/1)… Appeared in eight playoff games… **2017-18**: Led Waterloo and finished fourth in the USHL in scoring with 65 points (24g, 41a) in 56 games… Tied for the league lead in power play goals (12) and led the league in power play points (34) and shorthanded goals (5)… Named to All-USHL Second Team and USHL All-Academic Team… Became the only player in the USHL's Tier 1 history to lead the league in both power play goals and shorthanded goals in the same season… Set a USHL Tier 1 record with a 23-game point streak from 11/22-2/16 (14g, 18a)… Scored his first goal of the season with the game-winner at Dubuque (10/13)… Tallied an assist in three straight games from 11/3-11/10 (3a)… Posted four straight multi-point games (1g, 1a each) from 3/16-3/24… Closed out the regular season with a six-game point streak from 3/31-4/14 (3g, 7a)… Played his 100th USHL game vs. Des Moines (4/14)… Skated in eight playoff games with five points (3g, 2a).

CAREER STATS

			REGULAR SEASON					PLAYOFFS				
YEAR	**TEAM**	**LEAGUE**	**GP**	**G**	**A**	**P**	**PIM**	**GP**	**G**	**A**	**P**	**PIM**
2016-17	Waterloo	USHL	44	4	8	12	59	8	0	0	0	6
2017-18 (a)	Waterloo	USHL	56	24	41	65	83	8	3	2	5	4
USHL Totals (2 seasons)			**100**	**28**	**49**	**77**	**142**	**16**	**3**	**2**	**5**	**10**

(a) June 23, 2018—Selected by the Carolina Hurricanes in the 2018 NHL Draft. Second Hurricanes pick, 42nd overall, second round.



MATT **FILIPE**

Center • Shoots Left
6'2" • 198 lbs.
12/31/97 • Lynnfield, MA

Acquired: 2016 NHL Draft
2017-18 Team: Northeastern (Hockey East)
Drafted: Carolina 2016 (4-67-3)

CAREER

Selected by the Hurricanes in the third round, 67th overall, of the 2016 NHL Draft… Ranked No. 51 by NHL Central Scouting among North American skaters ahead of the 2016 NHL Draft… His father, Paul, was a four-year letterwinner at Northeastern from 1978 to 1982, finishing with 73 points (18g, 55a) in 115 career games… Played three seasons of high school hockey at Malden Catholic, totaling 25 goals and 25 assists (50 points) in 58 career games, leading the Lancers to back-to-back Super 8 titles in 2013 and 2014… **2014-15**: Attended the US Select 17 Festival, scoring four goals and adding an assist in five games for Team Orange… Represented the United States at the 2015 Ivan Hlinka Memorial Tournament, earning one assist in five games as the Americans captured the bronze medal… **2015-16**: Finished fifth among Cedar Rapids (USHL) skaters with 36 points (19g, 17a) in 56 games… Named to the 2015-16 USHL All-Rookie Second Team… Played in the 2015 CCM/USA Hockey All-American Prospects Game (9/25) as well as the 2016 USHL/NHL Top Prospects Game (1/12)… **2016-17:** Played in all 38 of Northeastern's games during his freshman season, finishing with 21 points (9g, 12a)… Made his collegiate debut at Quinnipiac (10/7)… Scored his first collegiate goal vs. Bentley (10/15)… Had his first multi-point game with a goal and assist at Merrimack (1/21)… Earned his first multi-goal game with a pair of goals vs. UMass-Lowell (2/3)… Netted two goals in the Beanpot consolation game vs. Boston College (2/13)… **2017-18**: Played in 31 games, finishing with 13 points (5g, 8a)… Ranked tied for sixth on the team in plus/minus (+9) and tied for seventh in goals… Tied his career-high with two goals against Sacred Heart (10/6)… Recorded a career-high three points (1g, 2a) against Sacred Heart (10/7).

CAREER STATS

			REGULAR SEASON					PLAYOFFS				
YEAR	**TEAM**	**LEAGUE**	**GP**	**G**	**A**	**P**	**PIM**	**GP**	**G**	**A**	**P**	**PIM**
2012-13	Malden Catholic	HIGH-MA	22	4	10	14	–	–	–	–	–	–
2013-14	Malden Catholic	HIGH-MA	15	7	5	12	–	–	–	–	–	–
2014-15	Malden Catholic	HIGH-MA	21	14	10	24	–	–	–	–	–	–
	Boch Blazers	MSHL	12	11	8	19	23	–	–	–	–	–
2015-16 (a)	Cedar Rapids	USHL	56	19	17	36	99	5	1	2	3	15
2016-17	Northeastern	H-East	38	9	12	21	36	–	–	–	–	–
2017-18	Northeastern	H-East	31	5	8	13	31	–	–	–	–	–
NCAA Totals (2 Seasons)			**69**	**14**	**20**	**34**	**67**	**–**	**–**	**–**	**–**	**–**

(a) June 29, 2016—Selected by the Carolina Hurricanes in the 2016 NHL Draft. Fourth Hurricanes pick, 67th overall, third round.



MICHAEL **FORA**

Defenseman • Shoots Right
6'3" • 216 lbs.
10/31/95 • Bellinzona, Switzerland

Acquired: 6/14/18, Signed as a free agent
2017-18 Team: Ambri-Piotta (Swiss)
Drafted: Undrafted

CAREER

Signed by the Hurricanes as a free agent on 6/14/18… Registered 42 points (10g, 32a) in 132 career National League (Swiss) games with Ambri-Piotta… Won a silver medal with Switzerland at the 2018 World Championship in Denmark… Tallied two assists in six games with Switzerland at the 2015 IIHF World Junior Championship… **2014-15**: Recorded 32 points (6g, 26a) in 60 games with Kamloops (WHL)… Ranked second among team defensemen in points, goals and assists… Earned seven multi-point games… Made his WHL debut vs. Victoria (9/19)… Earned his first WHL points with two assists at Victoria (9/26)… Scored his first WHL goal and added an assist at Edmonton (10/5)… Posted a career-long five-game point streak (11/8-11/21: 1g, 4a)… Earned a WHL career high with three points (1g, 2a) vs. Prince George (12/6)… **2015-16**: Played his first professional season with Ambri-Piotta of the National League in Switzerland… Registered six points (3g, 3a) in 32 games… Made his pro debut vs. Kloten Flyers (10/10)… Scored his first pro goal vs. HC Davos (10/23) and added his first pro assist the following game at HC Lugano (10/24)… **2016-17**: Registered nine points (1g, 8a) in 50 games with Ambri-Piotta… Scored his only goal of the season vs. HC Davos (9/9)… Posted an assist in back-to-back games at ZSC Lions (9/30) and vs. HC Davos (10/1) and repeated the feat at HC Lugano (11/21) and vs. EHC Biel (11/25)… **2017-18**: Posted 27 points (6g, 21a) in 50 games as captain of HC Ambri-Piotta… Tied for team lead in assists by a defenseman… Did not miss a regular season game for the second consecutive year… Scored his first goal of the season on the power play vs. ZSC Lions (9/23)… Notched two points (1g, 1a) vs. EHC Biel (11/4)… Registered two assists at HC Davos (11/24)… Scored the overtime winner at ZSC Lions (1/13)… Finished the regular season with a nine-game assist/point streak from 1/20-3/5 (1g, 12a), including two assists vs. EHC Biel (1/26), three assists vs. Geneve-Servette HC (1/30), and two points (GWG, 1a) vs. EV Zug (3/5)… Skated in ten games at the IIHF World Championship with one assist as the Swiss captured their third-ever silver medal at the event.

CAREER STATS

			REGULAR SEASON					PLAYOFFS				
YEAR	**TEAM**	**LEAGUE**	**GP**	**G**	**A**	**P**	**PIM**	**GP**	**G**	**A**	**P**	**PIM**
2014-15	Kamloops	WHL	60	6	26	32	68	–	–	–	–	–
2015-16	Ambri-Piotta	Swiss	32	3	3	6	33	–	–	–	–	–
2016-17	Ambri-Piotta	Swiss	50	1	8	9	56	–	–	–	–	–
2017-18 (a)	Ambri-Piotta	Swiss	60	6	21	27	26	2	0	1	1	0
Swiss Totals (3 Seasons)			**142**	**10**	**32**	**42**	**115**	**2**	**0**	**1**	**1**	**0**

(a) June 14, 2018—Signed a two-year contract with the Carolina Hurricanes.



ADAM **FOX**

Defenseman • Shoots Right
5'10" • 185 lbs.
2/17/98 • Jericho, NY

Acquired: 6/23/18, Trade with Calgary
2017-18 Team: Harvard (ECAC)
Drafted: Calgary 2016 (3-66-4)

CAREER

Selected by the Calgary Flames in the third round, 66th overall, in the 2016 NHL Draft… Acquired from the Calgary Flames on June 23, 2018, along with Dougie Hamilton and Micheal Ferland in exchange for Noah Hanifin and Elias Lindholm… Played for Team USA at the 2017 and 2018 IIHF World Junior Championships, winning gold in 2017 and bronze in 2018 while serving as an alternate captain… **2014-15**: Skated in 34 USHL games with the U.S. National Team Development Program (USNTDP), posting 17 points (3g, 14a)… Registered two assists for his first USHL points vs. Des Moines (10/18)… Scored his first USHL goal at Muskegon (12/6)… **2015-16**: Played 25 USHL games with the USNTDP, recording 22 points (5g, 17a)… Won bronze with Team USA at the IIHF World U18 Championship, where he earned nine points (1g, 8a) in seven games and was named the tournament's best defenseman… Began the season with back-to-back multi-point games at Youngstown (9/26; 2a) and vs. Chicago (10/9; 1g, 1a)… Posted a four-game point streak from 12/19-1/15 (2g, 3a)… **2016-17**: Skated in 35 games during his freshman season at Harvard, registering 40 points (6g, 34a)… Led the Crimson in assists… Had the most points and assists for a defenseman in Division I… Named a First Team All-American… Won ECAC and Ivy League Rookie of the Year… Named an ECAC and Ivy League First Team All-Star and named to ECAC All-Rookie team… Semifinalist for the Walter Brown Award, given annually to New England's top American-born college hockey player… Began his collegiate career with a five-game assist streak from 10/28-11/11 (6a)… Posted two assists in his NCAA debut at Arizona State (10/28)… Scored his first career NCAA goal vs. Bentley (11/26)… Recorded a five game point streak from 11/26-1/7 (2g, 9a) including four straight multi-point games from 11/26-1/6… Finished the season with points in nine of his last ten games from 2/18-4/6 (3g, 9a)… Part of a Crimson squad that won 16 games in a row from 1/27-3/25 and went 17-0-1 from 1/20-3/25… Harvard won their first Beanpot title since 1993 and their first ECAC regular season title since 1994… The Crimson also took home the ECAC tournament crown and advanced to the Frozen Four for the first time since 1994… **2017-18**: Played 29 games in his sophomore season at Harvard, registering 28 points (6g, 22a)… Led all team defensemen in assists and points… Named a First Team All-American, becoming just the 12th player in program history to be named a two-time All-American… Also named an ECAC and Ivy League First Team All-Star… Opened the season with a four-game assist streak from 10/29-11/10 (6a)… Earned three assists vs. Boston College (2/12)… Recorded four points (3g, 1a), including his first career hat trick vs. St. Lawrence (2/16)…Matched a career-high with four points (2g, 2a) vs. Dartmouth (3/10).

CAREER STATS

			REGULAR SEASON					PLAYOFFS				
YEAR	**TEAM**	**LEAGUE**	**GP**	**G**	**A**	**P**	**PIM**	**GP**	**G**	**A**	**P**	**PIM**
2014-15	U.S. Under-18	USHL	1	0	0	0	0	–	–	–	–	–
	U.S. Under-17	USHL	33	3	14	17	26	–	–	–	–	–
2015-16	U.S. Under-18	USHL	25	5	17	22	2	–	–	–	–	–
2016-17	Harvard	ECAC	35	6	34	40	6	–	–	–	–	–
2017-18	Harvard	ECAC	29	6	22	28	12	–	–	–	–	–
NCAA Totals (2 seasons)			**64**	**12**	**56**	**68**	**18**	**–**	**–**	**–**	**–**	**–**

(a) June 25, 2016—Selected by the Calgary Flames in the 2016 NHL Draft. Fourth Flames pick, 66th overall, third round.
(b) June 23, 2018—Acquired by the Carolina Hurricanes from the Calgary Flames along with Dougie Hamilton and Micheal Ferland in exchange for Noah Hanifin and Elias Lindholm.



JULIEN **GAUTHIER**

Right Wing • Shoots Right
6'4" • 227 lbs.
10/15/97 • Pointe-aux-Trembles, Quebec

Acquired: 2016 NHL Draft
2017-18 Teams: Charlotte (AHL)
Drafted: Carolina 2016 (2-21-1)

CAREER

Selected by the Hurricanes in the first round, 21st overall, in the 2016 NHL Draft… Signed a three-year, entry-level contract with Carolina on 7/9/16… Registered 211 points (105g, 106a) in 227 career Quebec Major Junior Hockey League (QMJHL) games with Val-d'Or and Saint John… Skated in six games for Quebec at the 2014 World Under-17 Challenge… Was the youngest member of Canada's team at the 2016 World Junior Championship, earning two assists in five games… Represented the QMJHL in the 2016 CIBC Canada Russia Series and earned three points (2g, 1a) in two games… His uncle, Denis Gauthier, was selected 20th overall by Calgary in the 1995 NHL Draft and played 554 career games for the Flames, Coyotes, Flyers and Kings from 1997-09… **2012-13**: Totaled 32 points (12g, 20a) for Laval-Montreal in the Quebec Amateur Athletic Association… Led all skaters with 12 points (5g, 7a) in six games at the 2013 Canadian National Midget AAA championship, helping Laval-Montreal Rousseau Royal capture a bronze medal… **2013-14**: Debuted as a 16-year-old rookie in the QMJHL, totaling 30 points (9g, 21a) during the regular season… Played his first QMJHL game at Gatineau (9/13)… Scored his first two QMJHL goals and added an assist at Quebec (9/28)… Earned seven assists in the 2014 QMJHL playoffs, as Val-d'Or captured the President's Cup as league champions… Appeared in all four games for Val-d'Or at the Canadian Hockey League's 2014 Memorial Cup… **2014-15**: Was tied for second among Val-d'Or skaters in goals (38) and was fifth on the team in points (73)… Registered his first QMJHL hat trick and added an assist at Rimouski (11/5)… Earned his second hat trick just 10 days later, adding a pair of assists for a career-high five points vs. Shawinigan (11/15)… Posted an eight-game point streak from 12/13-1/4 (7g, 4a)… Recorded 10 points (5g, 5a) in 17 QMJHL playoff games as Val-d'Or advanced to the semifinal before falling to Rimouski… **2015-16**: Completed his third QMJHL season, netting 41 games to lead Val-d'Or and rank tied for sixth in the league… Played in the CHL Top Prospects Game for Team Cherry… Registered 14 multi-point games including 10 multi-goal contests… Earned points in 13 consecutive games (11/1-1/15: 17g, 7a), missing time during that span to participate in the 2016 World Junior Championship… Registered hat tricks vs. Sherbrooke (9/18) and at Moncton (12/6)… Earned a career-high three assists vs. Drummondville (11/27) and vs. Moncton (2/26)… Totaled five points (2g, 3a) in five QMJHL playoff games as Val-d'Or fell to Blaineville-Boisbriand in the opening round… **2016-17:** Split the season between Val-d'Or and Saint John of the Quebec Major Junior Hockey League (QMJHL)… Recorded 51 points (17g, 34a) in 43 QMJHL games… Made his Saint John debut and tallied two points (1g, 1a) at Cape Breton (1/13)… Registered an eight-game point streak from Oct. 30 to Nov. 22 (4g, 11a), including a career-long four-game assist streak (11/2-11/10: 1g, 6a)… Earned 17 points (11g, 6a) in 16 playoff games with the Sea Dogs as Saint John captured the 2017 President Cup as QMJHL champions… Ranked tied for second on the team and tied for third in the league in playoff goals… Posted a six-game point streak (4/8-4/25: 5g, 3a) and a five-game goal streak (4/8-4/22: 5g, 2a) during the playoffs… Earned six points (4g, 2a) in two games during the QMJHL President Cup Final series as Saint John swept Blainville-Boisbriand in four games…Led the Sea Dogs with six points (2g, 4a) in four games at the 2017 Mastercard Memorial Cup and earned a point in each game… Earned three points (1g, 2a) in the semifinal against Erie (5/26) as the Sea Dogs fell to the Otters (OHL) 6-3… **2017-18**: Spent his first professional season with the Charlotte Checkers (AHL)… Ranked sixth on the Checkers and third among team rookies with 16 goals … Made his professional debut at Hartford (10/6)… Recorded his first professional goal/point vs. Utica (10/29)… Earned his first professional assist at Utica (11/10)… Recorded a career-high three points, including his first-ever multi-goal game (2g, 1a), at Binghamton (12/9)… Ended the regular season on a career-long, five-game point streak (3g, 5a)… Tallied two points (1g, 1a) in eight AHL playoff games… Earned his first AHL playoff point with an assist in his AHL playoff debut vs. Wilkes-Barre/Scranton (4/20)… Scored his first AHL playoff goal at Lehigh Valley (5/5).

CAREER STATS

			REGULAR SEASON					PLAYOFFS				
YEAR	**TEAM**	**LEAGUE**	**GP**	**G**	**A**	**P**	**PIM**	**GP**	**G**	**A**	**P**	**PIM**
2012-13	Laval-Montreal	QAAA	42	12	20	32	30	17	3	8	11	6
2013-14	Val-d'Or	QMJHL	62	9	21	30	19	24	0	7	7	2
2014-15	Val-d'Or	QMJHL	68	38	35	73	46	17	5	4	10	6
2015-16 (a, b)	Val-d'Or	QMJHL	54	41	16	57	24	6	2	3	5	8
2016-17	Val-d'Or	QMJHL	23	7	20	27	22	–	–	–	–	–
	Saint John	QMJHL	20	10	14	24	18	16	11	6	17	13
2017-18	Charlotte	AHL	65	16	9	25	24	8	1	1	2	2
AHL Totals (1 Season)			**65**	**16**	**9**	**25**	**24**	**8**	**1**	**1**	**2**	**2**

(a) June 24, 2016—Selected by the Carolina Hurricanes in the 2016 NHL Draft. First Hurricanes pick, 21st overall, first round.
(b) July 9, 2016—Signed a three-year, entry-level contract with the Carolina Hurricanes.



MORGAN **GEEKIE**

Center • Shoots Right
6'3" • 192 lbs.
7/20/98 • Strathclair, Manitoba

Acquired: 2017 NHL Draft
2017-18 Team: Tri-City (WHL)
Drafted: Carolina 2017 (4-67-3)

CAREER

Selected by the Hurricanes in the third round, 67th overall, in the 2017 NHL Draft… Registered 202 points (78g, 124a) in 216 career WHL games with Tri-City… **2013-14**: Made his WHL debut with the Tri-City Americans and scored Tri City's lone goal against Seattle (3/16)… **2014-15**: Earned two assists in nine games with the Americans… Earned his first career WHL assist at Prince George (1/7)… Skated in two WHL playoff games with Tri-City and made his WHL Playoff debut at Kelowna (3/27)… **2015-16**: Recorded 25 points (12g, 13a) in 66 games with the Americans during the 2015-16 season… Ranked seventh on the team in goals… Recorded four multi-point games, including his first career multi-point game (1g, 1a) at Portland (12/27)… **2016-17:** Registered 90 points (35g, 55a) in 72 games with Tri-City… Set AHL career highs in points, goals, assists and games played… Led the team in points and goals, ranked tied for first in game-winning goals (5), second in power-play goals (14) and third in assists… Ranked tied for ninth in the WHL in points… Was named to the WHL (West) Second All-Star Team… Recorded 25 multi-point games and five multi-goal games… Tallied a pair of four-assist games (1/11, 2/25)… Posted an eight-game point streak (1/6-1/21: 5g, 9a)… **2017-18**: Registered 84 points (30g, 54a) in 68 games with Tri-City… Led the team in points, assists and game-winning goals (6) and ranked third in goals… Posted 25 multi-point games, including five multi-goal games… Tallied three assists at Victoria (10/11) … Earned a hat trick and added an assist (3g, 1a) at Medicine Hat (12/13)… Recorded four points (1g, 3a) at Portland (12/27)… Earned four points (1g, 3a) vs. Victoria (1/31)… Registered three assists at Portland (3/10)… Finished the regular season on a season-high, eight-game point streak (3/6-3/18: 5g, 9a)… Named the WHL Player of the Month for March… Registered 27 points (17g, 10a) in 14 WHL playoff games as Tri-City fell to Everett in the Western Conference Finals… Led the WHL in goals and ranked tied for first in game-winning goals (4) during the playoffs… Ranked tied for sixth in playoff points and power-play goals (5)… Earned a point in 11 of 14 playoff games… Posted seven multi-point games… Registered 13 points (9g, 4a) in a four-game sweep of Kelowna in the first round, including a hat trick in Game 4 (3/29)… Earned his second hat trick of the playoffs and added an assist (3g, 1a) in Game 3 at Victoria (4/10)… Posted 11 points (6g, 5a) in a four-game sweep of Victoria in the second round… Scored a goal in Game 1 at Everett (4/20), extending his playoff goal streak to nine games (3/22-4/20: 16g, 9a).

CAREER STATS

			REGULAR SEASON					PLAYOFFS				
YEAR	**TEAM**	**LEAGUE**	**GP**	**G**	**A**	**P**	**PIM**	**GP**	**G**	**A**	**P**	**PIM**
2013-14	Tri-City	WHL	1	1	0	1	0	–	–	–	–	–
2014-15	Tri-City	WHL	9	0	2	2	0	2	0	0	0	0
2015-16	Tri-City	WHL	66	12	13	25	10	–	–	–	–	–
2016-17 (a)	Tri-City	WHL	72	35	55	90	40	4	1	0	1	4
2017-18 (b)	Tri-City	WHL	68	30	54	84	32	14	17	10	27	4
WHL Totals (5 Seasons)			**216**	**78**	**124**	**202**	**82**	**20**	**18**	**10**	**28**	**8**

(a) June 24, 2017—Selected by the Carolina Hurricanes in the 2017 NHL Draft. Fourth Hurricanes pick, 67th overall, third round.
(b) May 10, 2018— Signed a three-year, entry-level contract with the Carolina Hurricanes.



JEREMY **HELVIG**

Goaltender • Catches Left
6'4" • 188 lbs.
5/25/97 • Markham, Ontario

Acquired: 2016 NHL Draft
2017-18 Team: Kingston (OHL)
Drafted: Carolina 2016 (8-134-5)

CAREER

Selected by the Hurricanes in the fifth round, 134th overall, in the 2016 NHL Draft… Signed a three-year, entry-level contract with the Hurricanes on March 27, 2018… Was ranked 15th among North American netminders by NHL Central Scouting heading into the draft… Posted a career record of 81-49-19 with 10 shutouts, a 2.75 goals-against average and a .910 save percentage in 156 career Ontario Hockey League (OHL) games with the Kingston Frontenacs… Was teammates in Kingston with fellow Hurricanes prospects Warren Foegele, Roland McKeown and Cliff Pu… **2013-14**: Played for the Toronto Patriots of the Ontario Junior Hockey League (OJHL), going 17-7-1 with a 2.69 goals-against average… Was the second goaltender chosen in the 2013 OHL Priority Selection… **2014-15**: Played his rookie OHL season with Kingston, posting a record of 2-8-2 with a 4.55 goals-against average… Made his OHL debut vs. Mississauga (10/10)… Earned his first OHL win at Belleville (2/25)… **2015-16**: Completed his second OHL season with Kingston, going 19-3-1 with a 2.13 goals-against average and .929 save percentage… Ranked first among OHL netminders with at least 1,000 minutes played in goals-against average and save percentage… Was tied for ninth in the league in shutouts (2)… Earned victories in 10 of 11 appearances from 12/30-2/29, including a six-game winning streak from 2/6-2/29… Stopped 323 of 339 shots during that span for a 1.66 goals-against average and .952 save percentage… Made 32 saves for his first OHL shutout vs. Niagara (2/21)… Ranked first among OHL netminders in shutouts (2) and second in goals-against average (2.40) during the playoffs, going 3-1 as Kingston advanced to the second round before falling to Niagara… **2016-17:** Posted a 29-22-7 record with six shutouts, a 2.72 goals-against average and a .907 save percentage in 59 games with Kingston (OHL)… Named a finalist for the OHL Goaltender of the Year Award… Led the OHL in minutes (3,446), ranked tied for first in shutouts and games played and sixth in wins… Recorded OHL career highs in games played and shutouts… Was named the Pioneer Energy OHL Player of the Week and the Vaughn CHL Goaltender of the Week for the week ending January 29 after posting a 2-0-1 record with two shutouts, a 1.28 goals-against average and a .956 save percentage… Stopped all 29 shots he faced to earn his first shutout of the season in his 2016-17 debut at Niagara (9/30)… Made a career-high 42 saves at Peterborough (2/23)… Made 30 saves to earn his fifth shutout of the season in Kingston's 1-0 overtime victory against Mississauga (1/28)… Finished second in the Eastern Conference Coaches Poll in Best Puck-Handling Goalie… Started 11 playoff games as Kingston fell to Peterborough in the second round… Stopped 23 of 25 shots in Kingston's 3-2 overtime victory against Hamilton in Game 7 of their first round series… **2017-18**: Posted a 31-16-6 record with two shutouts, a 2.68 goals-against average and a .916 save percentage in 56 games with the Kingston Frontenacs… Named to the OHL Second All-Star Team… Set a career high in wins… Ranked second in the OHL in goals-against average and save percentage, tied for third in games played. fifth in wins and tied for ninth in shutouts… Made a season-high 49 saves at Hamilton (10/14)… Stopped all 36 shots he faced vs. Ottawa (12/28) to earn his first shutout of the season and pass Peter Hamerlik (9) for the most shutouts in franchise history… Stopped all 28 shots he faced vs. Peterborough (1/28) to earn his second shutout of the season…Named the CHL Goaltender of the Week and the OHL Player of the Week for the week ending January 29… Posted a six-game win streak from 1/26 - 2/7… Stopped 29 of 30 shots in a 6-1 win vs. Kitchner (2/18) to pass Chris Clifford (75) for the most wins in Kingston franchise history… Posted a 9-7 record with a 3.06 goals-against average and a .909 save percentage in 16 playoff games as Kingston fell to Hamilton in five games in the Eastern Conference Finals… Made 46 saves in Kingston's series-clinching, three-overtime win in Game 5 of the first round vs. North Bay (3/31).

CAREER STATS

			REGULAR SEASON						PLAYOFFS					
YEAR	**TEAM**	**LEAGUE**	**GP**	**MIN**	**GA**	**SO**	**GAA**	**W-L-OT**	**GP**	**MIN**	**GA**	**SO**	**GAA**	**W-L**
2013-14	Tor. Patriots	QMJHL	28	1516	68	1	2.69	17-7-1	–	–	–	–	–	–
2014-15	Kingston	OHL	14	699	53	0	4.55	2-8-2	1	23	2	0	5.15	0-0
2015-16 (a)	Kingston	OHL	27	1437	51	2	2.13	19-3-1	7	325	13	2	2.40	3-1
2016-17	Kingston	OHL	59	3446	156	6	2.72	29-22-7	11	663	32	0	2.90	4-7
2017-18 (b)	Kingston	OHL	56	3318	148	2	2.68	31-16-9	16	981	50	0	3.06	9-7
OHL Totals (4 Seasons)			**156**	**8900**	**408**	**10**	**2.75**	**81-49-19**	**35**	**1992**	**97**	**2**	**2.92**	**16-15**

(a) June 25, 2016—Selected by the Carolina Hurricanes in the 2016 NHL Draft. Eighth Hurricanes pick, 134th overall, fifth round.
(b) March 27, 2018— Signed a three-year, entry-level contract with the Carolina Hurricanes.



LUKE **HENMAN**

Center • Shoots Left
6'0" • 152 lbs.
4/29/00 • Dartmouth, Nova Scotia

Acquired: 2018 NHL Draft
2017-18 Team: Blainville-Boisbriand (QMJHL)
Drafted: Carolina 2018 (3-96-4)

CAREER

Selected by the Hurricanes in the third round, 96th overall, in the 2018 NHL Draft… **2016-17**: Skated in six games for Blainville-Boisbriand of the QMJHL, registering four points (1g, 3a)… Made his major junior debut vs. Gatineau (10/28)… Recorded his first QMJHL point with an assist at Gatineau (10/30)… Scored his first QMJHL goal at Victoriaville (11/11)… Posted two assists at Halifax (12/9)… **2017-18**: Played 61 games for Blainville-Boisbriand, registering 47 points (9g, 38a)… Posted a five-game point/assist streak from 10/18-10/28 (1g, 5a)… Recorded a four-assist game vs. Charlottetown (12/1)… Registered points and assists in eight of nine games from 12/10-1/7 (3g, 9a)… Posted a four-game point/assist streak from 2/23-3/2 (2g, 4a)… Registered 14 points (6g, 8a) in 20 playoff games… Recorded an eight-game point streak to open the playoffs from 3/27-4/20 (3g, 7a)… Blainville-Boisbriand advanced to the QMJHL Final where they lost to Acadie-Bathurst.

CAREER STATS

			REGULAR SEASON					PLAYOFFS				
YEAR	**TEAM**	**LEAGUE**	**GP**	**G**	**A**	**P**	**PIM**	**GP**	**G**	**A**	**P**	**PIM**
2016-17	Blainville-Boisbriand	QMJHL	6	1	3	4	0	–	–	–	–	–
2017-18 (a)	Blainville-Boisbriand	QMJHL	61	9	38	47	16	20	6	8	14	6
QMJHL Totals (2 seasons)			**67**	**10**	**41**	**51**	**16**	**20**	**6**	**8**	**14**	**6**

(a) June 23, 2018—Selected by the Carolina Hurricanes in the 2018 NHL Draft. Third Hurricanes pick, 96th overall, fourth round.



GREGORY **HOFMANN**

Center • Shoots Left
6'0" • 200 lbs.
11/13/92 • Tramelan, Switzerland

Acquired: 2011 NHL Draft
2017-18 Team: Lugano (Swiss)
Drafted: Carolina 2011 (4-103-4)

CAREER

Has earned 185 points (93g, 92a) in 349 career games in the Swiss National League… Was ranked 11th among European skaters by Central Scouting heading into the 2011 NHL Entry Draft… Has represented Switzerland in a number of international tournaments… Ranked tied for fourth in the tournament with five goals in six games at the 2010 U-18 World Junior Championship in Belarus, helping the Swiss to a fifth-place finish – their best result at the tournament in 10 years… Scored two of Switzerland's eight goals in an 8-3 victory against Canada West in the bronze medal game of the 2010 World Junior A Challenge in Penticton, British Columbia, finishing the tournament ranked second among all skaters in goals (4) and tied for third in points (6)… Was tied for second among Swiss skaters with four points (1g, 3a) at the 2011 World Junior Championship in Buffalo, as Switzerland advanced to the medal round before falling to Canada in the quarterfinals… Totaled two points (1g, 1a) in six games during the 2012 World Junior Championship in Canada… Earned two points (1g, 1a) in seven games for Switzerland at the 2016 IIHF World Championship… Represented Switzerland at the 2018 Winter Olympic Games in PyeongChang… Won a silver medal with Switzerland at the 2018 IIHF World Championsip… **2011-12**: Tallied six points (5g, 1a) in 34 games with HC Ambri-Piotta, skating as a 19-year-old in Switzerland's National League… **2012-13**: Established Swiss National League career highs in games played (49), goals (16) and points (27)… **2013-14:** Totaled 17 points (7g, 10a) during his second season with Davos… **2014-15:** Totaled 11 goals and a career-high 14 assists for Davos… **2015-16**: Established career highs in goals (17) and points (31) in his first season with HC Lugano… Had seven points (4g, 3a) in 13 playoff games as Lugano advanced to the championship before falling to SC Bern… **2016-17:** Recorded 28 points (12g, 16a) in 45 games with HC Lugano of Switzerland's National League A… Posted a career high in assists… Ranked fourth on the team in points and goals and tied for fifth in assists… Earned two points (1g, 1a) in 11 playoff games as Lugano fell to league-champion SC Bern in the semifinals… **2017-18**: Registered 39 points (22g, 17a) in 45 games with Lugano… Ranked tied for third in the league in goals… Posted career highs in goals, assists and points… Recorded 21 points (14g, 7a) in 18 playoff games as Lugano fell to the Zurich Lions in seven games in the finals… Led the league in goals and ranked second in points during the playoffs.

CAREER STATS

			REGULAR SEASON					PLAYOFFS				
YEAR	**TEAM**	**LEAGUE**	**GP**	**G**	**A**	**P**	**PIM**	**GP**	**G**	**A**	**P**	**PIM**
2009-10	Ambri Jr.	Swiss Jr.	34	25	30	55	20	3	1	2	3	6
	Ambri	Swiss	1	0	0	0	0	1	0	0	0	0
2010-11 (a)	Ambri Jr.	Swiss Jr.	2	2	0	2	2	–	–	–	–	–
	Ambri	Swiss	41	3	9	12	2	12	0	2	2	2
	Ambri	Swiss-Q	–	–	–	–	–	5	1	2	3	2
2011-12	Ambri	Swiss	34	5	1	6	6	8	1	0	1	0
	Ambri	Swiss-Q	–	–	–	–	–	4	1	1	2	2
	Ambri	Swiss-Jr.	7	3	1	4	2	2	2	0	2	0
2012-13	Davos	Swiss	49	16	11	27	20	7	0	2	2	0
2013-14	Davos	Swiss	41	7	10	17	30	–	–	–	–	–
2014-15	Davos	Swiss	47	11	14	25	18	13	3	2	5	2
2015-16	Lugano	Swiss	46	17	14	31	47	13	4	3	7	6
2016-17	Lugano	Swiss	45	12	16	28	26	11	1	1	2	2
2017-18	Lugano	Swiss	45	22	17	39	22	18	14	6	20	8
Swiss Totals (9 Seasons)			**349**	**93**	**92**	**185**	**171**	**83**	**23**	**14**	**37**	**20**

(a) June 25, 2011—Selected by the Carolina Hurricanes in the 2011 NHL Entry Draft. Fourth Hurricanes pick, 103rd overall, fourth round.



LENNI **KILLINEN**

Right Wing • Shoots Left
6'2" • 180 lbs.
6/15/00 • Espoo, Finland

Acquired: 2018 NHL Draft
2017-18 Teams: Espoo United (Finland), Blues U20 (Finland-Jr.)
Drafted: Carolina 2018 (4-104-4)

CAREER

Selected by the Hurricanes in the fourth round, 104th overall, in the 2018 NHL Draft… Ranked 36th among European skaters by NHL Central Scouting… Is expected to play the 2018-19 season with Assat of the Liiga, Finland's top professional hockey league… **2016-17**: Spent the majority of the season at the Junior B level in Finland with Blues U18, where he recorded 30 points (16g, 14a) in 33 games… Played two games in the Jr. A SM-liiga with Blues U20, scoring one goal in two games… **2017-18**: Played 10 games in Finland's second division (Mestis) for Espoo United, posting four points (2g, 2a)… Skated in 38 Jr. A SM-liiga games with Blues U20, finishing third on the team in assists (28) and fourth in goals (13) and points (41)… Also skated in four playoff games for Blues U20… Won a gold medal with Finland at the IIHF U18 World Championship… Signed a contract with Assat (Liiga) on 5/2.

CAREER STATS

			REGULAR SEASON					PLAYOFFS				
YEAR	**TEAM**	**LEAGUE**	**GP**	**G**	**A**	**P**	**PIM**	**GP**	**G**	**A**	**P**	**PIM**
2016-17	Blues U20	Finland-Jr.	2	1	0	1	0	–	–	–	–	–
2017-18	Espoo United	Mestis	10	2	2	4	6	–	–	–	–	–
	Blues U20	Finland-Jr.	38	13	28	41	10	4	0	0	0	0
Mestis Totals (1 season)			**10**	**2**	**2**	**4**	**6**	**–**	**–**	**–**	**–**	**–**

(a) June 23, 2018—Selected by the Carolina Hurricanes in the 2018 NHL Draft. Fourth Hurricanes pick, 104th overall, fourth round.



JAKE **KUCHARSKI**

Goaltender • Catches Left
6'4" • 215 lbs.
9/25/99 • Erie, PA

Acquired: 2018 NHL Draft
2017-18 Team: Des Moines (USHL)
Drafted: Carolina 2018 (6-197-7)

CAREER

Selected by the Hurricanes in the sixth round, 197th overall, in the 2018 NHL Draft… Ranked 21st among North American goalies by NHL Central Scouting… Is committed to Providence College (Hockey East)… **2016-17**: Spent the majority of the season with the Austin Bruins (NAHL)… Appeared in a team-high 34 games in net, posting a 13-13-5 record with a 3.31 goals-against average and .894 save percentage… Also played two games with Des Moines (USHL), going 0-1-0 with a 4.90 goals-against average and .741 save percentage… Made his NAHL debut with 21 saves in a relief appearance at Topeka (9/21)… Made 40 saves at Lone Star (9/24)… Stopped 42 of 44 shots faced at Janesville (11/23)… Won three straight starts from 11/23-12/2… Played his first USHL game with Des Moines at Sioux Falls (12/9)… Stopped all 20 shots faced in 47:15 of relief at Minot (2/25)… **2017-18**: Led Des Moines (USHL) in games played (26) while posting a 8-13-2 record along with a 3.56 goals-against average and .881 save percentage… Registered his first USHL win at Madison (10/6)… Stopped 44 of 46 shots faced in a win at Fargo (11/9)… Made 31 saves on 32 shots in a win vs. Tri-City (11/18)… Saved all 17 shots faced in 42:12 of relief at Omaha (1/19).

CAREER STATS

			REGULAR SEASON						PLAYOFFS					
YEAR	**TEAM**	**LEAGUE**	**GP**	**MIN**	**GA**	**SO**	**GAA**	**W-L-OT**	**GP**	**MIN**	**GA**	**SO**	**GAA**	**W-L**
2016-17	Austin	NAHL	34	1923	106	0	3.31	13-13-5	–	–	–	–	–	
	Des Moines	USHL	2	86	7	0	4.90	0-1-0	–	–	–	–	–	
2017-18	Des Moines	USHL	26	1264	75	0	3.56	8-13-2	–	–	–	–	–	
USHL Totals (2 Seasons)			**28**	**1350**	**82**	**0**	**3.65**	**8-14-2**	**–**	**–**	**–**	**–**	**–**	**–**

(a) June 23, 2018—Selected by the Carolina Hurricanes in the 2018 NHL Draft. Sixth Hurricanes pick, 197th overall, seventh round.



JACK **LaFONTAINE**

Goaltender • Catches Left
6'2" • 204 lbs.
1/6/98 • Mississauga, Ontario

Acquired: 2016 NHL Draft
2017-18 Team: Michigan (Big Ten)
Drafted: Carolina 2016 (6-75-3)

CAREER

Selected by the Hurricanes in the third round, 75th overall, in the 2016 NHL Draft… Was ranked 13th among North American netminders by NHL Central Scouting heading into the draft… His uncle, Brian Bradley, was drafted by the Calgary Flames in 1983 and played in 651 career games with the Flames, Vancouver Canucks, Toronto Maple Leafs and Tampa Bay Lightning… Spent two seasons with the Don Mills Flyers minor midget program in 2012-13 and 2013-14, where he was teammates with Toronto Maple Leafs forward Mitch Marner… Played in the 2013-14 OHL Cup Showcase… **2014-15**: Played for the Georgetown Raiders of the Ontario Junior Hockey League (OJHL), going 20-6-0 with a 2.13 goals-against average and .923 save percentage in 30 regular-season games… Was named to the 2015 OJHL All-Prospects First Team and attended the Canada U-17 Summer Camp… **2015-16**: Was 24-8-7 with a 2.16 goals-against average and .921 save percentage in 41 regular season games for the Janesville Jets of the North American Hockey League (NAHL)… Was named NAHL Midwest Division Goaltender of the Year… Was chosen for the NAHL Selects team for the league's Top Prospects Tournament, winning his only start by stopping 30 of 32 pucks… Posted a 2.89 goals-against average and .926 save percentage during the Robertson Cup playoffs… **2016-17**: Posted a 1-7-1 record with a 3.34 goals-against average and a .911 save percentage in 11 games as a freshman at the University of Michigan (Big Ten)… Won his first career NCAA start with 28 saves in a 2-1 victory vs. Ferris State (10/15)… Stopped 42 of 45 shots as well as making one save in shootout in tie vs. Michigan Tech (10/22)… Stopped a career-high 53 shots in loss at Penn State (12/2)… **2017-18**: Posted a 4-4-0 record with a 3.51 goals-against average and a .889 save percentage in 11 games as a sophomore with Michigan… Named to the Big Ten All-Academic Team… Stopped 22 of 23 shots in Michigan's season opening 3-1 win at St. Lawrence (10/6)… Made 49 saves at Penn State (10/27)… Stopped all 18 shots faced in relief action vs. Wisconsin (2/3).

CAREER STATS

			REGULAR SEASON						PLAYOFFS					
YEAR	**TEAM**	**LEAGUE**	**GP**	**MIN**	**GA**	**SO**	**GAA**	**W-L-OT**	**GP**	**MIN**	**GA**	**SO**	**GAA**	**W-L**
2012-13	Don Mills	GTHL	26	1056	60	1	2.56	10-9-6	5	172	12	0	3.14	2-1
	Don Mills	Other	9	383	24	1	2.82	4-3-2	–	–	–	–	–	–
2013-14	Don Mills	GTHL	22	987	53	4	2.42	9-10-3	7	288	18	0	2.81	2-3
	Don Mills	Other	15	586	32	2	2.46	9-3-1	–	–	–	–	–	–
2014-15	Georgetown	ON-Jr. A	30	1635	58	2	2.13	20-6-0	8	430	17	2	2.37	4-4
2015-16 (a)	Janesville	NAHL	41	2356	85	4	2.16	24-8-7	4	286	9	0	1.89	1-1
2016-17	Michigan	Big Ten	11	594	33	0	3.34	1-7-1	–	–	–	–	–	–
2017-18	Michigan	Big Ten	11	530	31	0	3.51	4-4-0	–	–	–	–	–	–
NCAA Totals (2 Seasons)			**22**	**1124**	**64**	**0**	**3.42**	**5-11-1**	**–**	**–**	**–**	**–**	**–**	**–**

(a) June 25, 2016—Selected by the Carolina Hurricanes in the 2016 NHL Draft. Sixth Hurricanes pick, 75th overall, third round.



STEVEN **LORENTZ**

Center/Left Wing • Shoots Left
6'4" • 206 lbs.
4/13/96 • Kitchener, Ontario

Acquired: 2015 NHL Draft
2017-18 Teams: Charlotte (AHL), Florida (ECHL)
Drafted: Carolina 2015 (9-186-7)

CAREER

Selected by the Hurricanes in the seventh round, 186th overall, in the 2015 NHL Draft… Totaled 75 goals and 89 assists (164 points) in 247 career Ontario Hockey League (OHL) games with Peterborough… **2011-12:** Played for the Waterloo Wolves minor midget AAA team, totaling 47 points (19g, 28a) in 56 games… Chosen by Peterborough in the 12th round of the 2012 OHL Priority Selection… **2012-13**: Was third among Waterloo Wolves skaters in regular-season scoring with 34 points (17g, 17a) in 31 major midget AAA games… **2013-14**: Earned 18 points (7g, 11a) in 64 games during his first OHL season… Notched three assists in his OHL debut vs. Kingston (9/19)… Scored his first career OHL goal with the shorthanded, game-winning tally vs. Mississauga (10/17)… Played in all 11 of Peterborough's 2014 OHL playoff games, registering two goals… **2014-15**: Ranked seventh among Petes skaters in scoring with 37 points (16g, 21a) in 59 games… Notched a career-high four points with two goals and two assists at Ottawa (2/6)… Earned one assist in five OHL playoff games as Peterborough fell to Oshawa in the first round of the 2015 OHL playoffs… **2015-16**: Was fourth among Peterborough skaters in goals (23) and fifth in scoring (48 points)… Recorded 16 multi-point games… Netted a pair of goals vs. Kingston (11/10)… Tallied a six-game point streak from 11/18-11/28 (3g, 5a)… Scored two goals at Hamilton (12/11)… Registered his third multi-goal game with a pair of tallies in the regular-season finale at Niagara (3/19)… Was tied for third on the team in playoff scoring with five points (2g, 3a) in seven games as the Petes fell to North Bay in seven games… **2016-17**: Recorded 61 points (29g, 32a) in 66 games with Peterborough… Served as alternate captain for the Petes and helped the team earn the best record in the Eastern Conference during the regular season… Recorded OHL career highs in games played, goals, assists and points… Ranked tied for second on the team in goals and power-play goals (9), second in plus/minus (+12), third in points and tied for fourth in assists… Recorded 16 multi-point games… Earned his first career hat trick vs. Ottawa (12/8)… Scored four goals in a 13:30 span in the third period vs. North Bay (1/21)… Tallied 16 points (9g, 7a) in 12 playoff games as the Petes fell to Mississauga in the Eastern Conference finals… Led Peterborough in goals and points during the playoffs and ranked tied for second in assists… Posted an eight-game point streak in the playoffs (3/25-4/20: 9g, 6a)… **2017-18**: Spent the majority of his first professional season with the ECHL's Florida Everblades… Ranked second among Everblades rookies in goals (12), assists (23) and points (35)… Recorded an assist in his pro debut vs. Atlanta (10/13)… Scored his first professional goal on the power play vs. Atlanta (10/14)… Made his AHL debut at Lehigh Valley (12/30)… Re-assigned to Florida (1/10) after playing his first three AHL games… Posted a season-long, five-game point streak from 3/17-3/28 (2g, 5a)… Registered 10 points (5g, 5a) in 19 ECHL playoff games as Florida fell to Colorado in seven games in the Kelly Cup Finals… Recorded the first two playoff points of his career (1g, 1a) in a Game 2 victory vs. Atlanta in the first round (4/20)… Registered two points (1g, 1a) in the second-round, series-clinching win over Orlando (5/6) to extend his point streak to four games (1g, 4a).

CAREER STATS

			REGULAR SEASON					PLAYOFFS				
YEAR	**TEAM**	**LEAGUE**	**GP**	**G**	**A**	**P**	**PIM**	**GP**	**G**	**A**	**P**	**PIM**
2011-12	Wat. Wolves MM	Minor-Ont.	56	19	28	47	24	–	–	–	–	–
2012-13	Wat. Wolves Mid.	Minor-Ont.	31	17	17	34	24	16	8	15	23	10
	Waterloo	Ont.-Jr. B	3	0	0	0	2	–	–	–	–	–
2013-14	Peterborough	OHL	64	7	11	18	18	11	2	0	2	0
2014-15 (a)	Peterborough	OHL	59	16	21	37	15	5	0	1	1	2
2015-16	Peterborough	OHL	58	23	25	48	27	7	2	3	5	0
2016-17 (b)	Peterborough	OHL	66	29	32	61	37	12	9	7	16	0
2017-18	Charlotte	AHL	3	0	0	0	0	–	–	–	–	–
	Florida	ECHL	62	12	23	35	34	19	5	5	10	12
AHL Totals (1 Season)			**3**	**0**	**0**	**0**	**0**	**–**	**–**	**–**	**–**	**–**

(a) June 27, 2015—Selected by the Carolina Hurricanes in the 2015 NHL Draft. Ninth Hurricanes pick, 186th overall, seventh round.
(b) April 21, 2017 — Signed a three-year, entry-level contract with the Carolina Hurricanes.



EETU **LUOSTARINEN**

Center • Shoots Left
6'3" • 178 lbs.
9/2/98 • Siilinjarvi, Finland

Acquired: 2017 NHL Draft
2017-18 Team: KalPa (Finland)
Drafted: Carolina 2017 (2-42-2)

CAREER

Selected by the Hurricanes in the second round, 42nd overall, in the 2017 NHL Draft… Represented Finland at the 2017 U18 5-Nations Tournament in Zuchwil, Switzerland… Totaled 45 points (18g, 27a) in 64 career games for KalPa's U-18 team… **2014-15**: Made his Finland U-18 debut with KalPa, recording 11 points (7g, 4a) in 18 games… **2015-16**: Registered 34 points (11g, 23a) in 46 games with Kalpa's U-18 team… **2016-17:** Split the season between KalPa in Finland's top professional league, Liiga, and KalPa's junior team… Recorded 19 points (11g, 8a) in 23 games with KalPa's junior team… Earned seven points (3g, 4a) in 32 Liiga games as a rookie with KalPa… Made his Liiga debut vs. SaiPa (11/10)… Recorded his first Liiga point with an assist at SaiPa (12/1)… Scored his first goal vs. Tappara (12/10)… Played in all 17 of KalPa's playoff games, earning three points (1g, 2a) and helping KalPa reach the Liiga finals… Scored KalPa's lone goal, his first career Liiga playoff goal, in Game 6 of the finals at Tappara… **2017-18**: Registered 20 points (6g, 14a) in 55 games with KalPa of the SM-liiga, Finland's top professional league… Ranked tied for eighth on the team in assists… Recorded a career-high four points (3g, 1a), including his first career hat trick, at JYP (1/5)… Earned three points (1g, 2a) in six playoff games.

CAREER STATS

			REGULAR SEASON					PLAYOFFS				
YEAR	**TEAM**	**LEAGUE**	**GP**	**G**	**A**	**P**	**PIM**	**GP**	**G**	**A**	**P**	**PIM**
2013-14	KalPa U16	Finland U16	10	1	7	8	4	–	–	–	–	–
	KalPa U16	Finland U16	34	4	7	11	26	–	–	–	–	–
2014-15	KalPa U17	Finland U17	26	9	19	28	32	–	–	–	–	–
	KalPa U18	Finland U18	18	7	4	11	4	–	–	–	–	–
2015-16	KalPa U18	Finland U18	46	11	23	34	58	2	2	0	2	12
2016-17 (a)	KalPa Jr.	Finland Jr.	23	11	8	19	49	–	–	–	–	–
	KalPa	Finland	32	3	4	7	14	17	1	2	3	14
2017-18	KalPa	Finland	55	6	14	20	58	6	1	2	3	4
Finland Totals (2 Seasons)			**87**	**9**	**18**	**27**	**72**	**23**	**2**	**4**	**6**	**18**

(a) June 24, 2017—Selected by the Carolina Hurricanes in the 2017 NHL Draft. Second Hurricanes pick, 42nd overall, second round.



EETU **MAKINIEMI**

Goaltender • Catches Left
6'2" • 176 lbs.
4/19/99 • Vantaa, Finland

Acquired: 2017 NHL Draft
2017-18 Team: Jokerit Jr. (Finland Jr.)
Drafted: Carolina 2017 (6-104-4)

CAREER

Selected by the Hurricanes in the fourth round, 104th overall, in the 2017 NHL Draft… Played two games for Jokerit's junior team at the 2016 IIHF Junior Club World Cup… Posted a 1.97 goals-against average and a .945 save percentage at the tournament… A member of the Jokerit organization based in Helsinki, Finland, he has played for Jokerit's U18 team and junior team… **2014-15:** Played in two games for Jokerit's U18 team, posting a .914 save percentage… **2015-16:** Appeared in 24 games for Jokerit U18, recording a .876 save percentage… **2016-17:** Split the season between Jokerit's junior team and U18 team… Posted a 2.68 goals-against average and a .908 save percentage in 26 games with Jokerit Jr… Recorded a .907 save percentage in four games with Jokerit U18… **2017-18**: Appeared in 35 games with Jokerit's U20 team, posting a 3.03 goals-against average and a .916 save percentage.

CAREER STATS

			REGULAR SEASON						PLAYOFFS					
YEAR	**TEAM**	**LEAGUE**	**GP**	**MIN**	**GA**	**SO**	**GAA**	**W-L-OT**	**GP**	**MIN**	**GA**	**SO**	**GAA**	**W-L**
2014-15	Jokerit U18	Finland U18	2	–	–	–	–	–	–	–	–	–	–	–
2015-16	Jokerit U18	Finland U18	24	–	–	–	–	–	–	–	–	–	–	–
2016-17 (a)	Jokerit Jr.	Finland Jr.	26	–	–	–	2.68	–	–	–	–	–	–	–
	Jokerit U18	Finland U18	4	–	–	–	–	–	–	–	–	–	–	–
2017-18	Jokerit Jr.	Finland Jr.	35	–	–	–	3.03	–	–	–	–	–	–	

(a) June 24, 2017—Selected by the Carolina Hurricanes in the 2017 NHL Draft. Sixth Hurricanes pick, 104th overall, fourth round.



LUKE **MARTIN**

Defenseman • Shoots Right
6'2" • 221 lbs.
9/20/98 • St. Louis, MO

Acquired: 2017 NHL Draft
2017-18 Team: Michigan (Big Ten)
Drafted: Carolina 2017 (3-52-2)

CAREER

Selected by the Hurricanes in the second round, 52nd overall, in the 2017 NHL Draft… Totaled 14 points (4g, 10a) in 59 career games with Team USA in the United States Hockey League (USHL)… Represented the United States at the 2014 World U17 Hockey Challenge and the 2016 U18 World Championship… Recorded five points (1g, 4a) in six games at the 2014 World U17 Hockey Challenge and helped Team USA earn a silver medal… Tallied four assists in seven games at the 2016 U18 World Championship, helping the United States win bronze… **2014-15**: Split the season between Team USA (USHL) and the U.S. National U17 Team in USA Hockey's National Team Development Program (USDP)… Recorded seven points (1g, 6a) in 34 games with Team USA… Earned an assist in his USHL debut vs. Muskegon (9/26)… Recorded two points (1g, 1a), including his first career USHL goal at Fargo (3/14)… Registered 13 points (2g, 11a) in 52 games with the U.S. National U17 Team… **2015-16**: Split the season between Team USA (USHL) and the U.S. National U18 Team (USDP)… Earned seven points (3g, 4a) in 25 games with Team USA… Recorded 20 points (4g, 16a) in 63 games with the U.S. National U18 Team… **2016-17:** Earned seven points (1g, 6a) as a freshman at the University of Michigan (Big Ten)… Appeared in all 35 games… Led the team in blocked shots (76) and tied for the team lead in plus/minus (+2)… Made his NCAA debut vs. Union (10/7)… Recorded his first collegiate point with an assist at Arizona State (11/4)… Scored his first career goal vs. Wisconsin (12/9)… **2017-18:** Registered eight points (1g, 7a) in 40 games with Michigan… Named to the Big Ten All-Academic Team… Played in all 40 games… Ranked tied for first among Michigan defensemen in plus/minus (+16)… Led the team in blocked shots (67) for the second consecutive season… Earned his first point of the season with an assist vs. Vermont (10/20)… Scored a goal vs. Minnesota (11/11)… Recorded his first career multi-point game with two assists at Wisconsin (11/18).

CAREER STATS

			REGULAR SEASON					PLAYOFFS				
YEAR	**TEAM**	**LEAGUE**	**GP**	**G**	**A**	**P**	**PIM**	**GP**	**G**	**A**	**P**	**PIM**
2013-14	St. Louis U16	T1EHL U16	35	4	14	18	43	–	–	–	–	–
2014-15	Team USA	USHL	34	1	6	7	28	–	–	–	–	–
	USA U17	USDP	52	2	11	13	38	–	–	–	–	–
	USA U17	U17 WHC	6	1	4	5	6	–	–	–	–	–
2015-16	Team USA	USHL	25	3	4	7	20	–	–	–	–	–
	USA U18	USDP	63	4	16	20	32	–	–	–	–	–
	USA U18	U18 WJC	7	0	4	4	0	–	–	–	–	–
2016-17 (a)	Michigan	Big Ten	35	1	6	7	12	–	–	–	–	–
2017-18	Michigan	Big Ten	40	1	7	8	20	–	–	–	–	–
NCAA Totals (2 seasons)			**75**	**2**	**13**	**15**	**32**	–	–	–	–	–

(a) June 24, 2017—Selected by the Carolina Hurricanes in the 2017 NHL Draft. Third Hurricanes pick, 52nd overall, second round.



STELIO **MATTHEOS**

Right Wing • Shoots Right
6'1" • 196 lbs.
6/14/99 • Winnipeg, Manitoba

Acquired: 2017 NHL Draft
2017-18 Team: Brandon (WHL)
Drafted: Carolina 2017 (5-73-3)

CAREER

Selected by the Hurricanes in the third round, 73rd overall, in the 2017 NHL Draft… Represented Canada at the 2015 World U17 Hockey Challenge, recording four points (2g, 2a) in five games… Scored one goal in four games with Canada at the 2016 Ivan Hlinka Memorial Cup… Scored four goals in five games with Team Canada at the 2017 U18 World Championship and was named one of Canada's top-three players… Totaled 71 points (44g, 27a) in 50 career games with the Winnipeg Monarchs of the Winnipeg Bantam Division 2… **2013-14**: Served as captain and recorded 103 points (53g, 50a) in 32 games with the Winnipeg Monarchs as they won the Bantam AAA championship… Tallied the fourth-most goals and points in a season in league history… **2014-15**: Recorded 25 points (14g, 11a) in 27 games with the Winnipeg Wild Midget AAA in the Manitoba AAA Midget Hockey League… Scored a goal in his Western Hockey League (WHL) debut with the Brandon Wheat Kings vs. Moose Jaw (3/21)… Played in nine playoff games with Brandon… Scored his first WHL playoff goal at Regina (4/14)… **2015-16**: Earned 30 points (13g, 17a) in 50 games with the Wheat Kings… Led Brandon rookies in goals, assists and points… Tallied seven points (4g, 3a) in 21 playoff games as Brandon captured the 2016 Ed Chynoweth Trophy as WHL champions… Led Brandon rookies in playoff goals, assists and points… Skated in three games at the 2016 Memorial Cup and scored a goal at London (5/23)… **2016-17:** Recorded 61 points (26g, 35a) in 69 games with the Wheat Kings… Led the team in power-play goals, ranked tied for second in assists and fourth in goals and points… Ranked tied for sixth in the WHL in power-play goals and his 15 power-play goals marked the most by a Wheat Kings player since 2011-12…Earned a career-high four points (1g, 3a) vs. Medicine Hat (1/21)… Earned five points (1g, 4a) in four games during the 2017 WHL playoffs… Led Brandon in playoff points and assists… Recorded a point in all four games… **2017-18**: Registered 90 points (43g, 47a) in 68 games with Brandon (WHL)… Recorded career highs in goals, assists, points, penalty minutes (81), power-play goals (16) and game-winning goals (10)… Ranked tied for second in the WHL in game-winning goals and tied for eighth in power-play goals and shorthanded goals (4)… Ranked second among Brandon skaters in goals, assists and points… Posted 29 multi-point games, including nine multi-goal games… Scored two goals in Brandon's season-opening win vs. Regina (9/22)… Began the season on a six-game point streak (9/22-10/7: 7g, 5a)… Earned three assists vs. Prince Albert (10/15)… Tied his career high with four points (1g, 3a) vs. Kelowna (12/9)… Named the CHL and WHL Player of the Week (12/11)… Earned a season-long 11-game point streak from 12/2-12/31 (9g, 11a) and tallied a point in 19 of 20 games from 11/11-12/31 (18g, 15a)… Named Brandon's Player of the Month for December… Earned his first career hat trick and added an assist (3g, 1a) vs. Red Deer (2/3)… Posted three assists at Calgary (2/25)… Registered 12 points (6g, 6a) in 11 WHL playoff games as the Wheat Kings fell to the Lethbridge Hurricanes in five games in the second round… Ranked tied for first on the team in goals, third in points and tied for third in assists during the playoffs… Registered a WHL playoff career high with four points (1g, 3a) in Game 3 vs. Lethbridge (4/10).

CAREER STATS

			REGULAR SEASON					PLAYOFFS				
YEAR	**TEAM**	**LEAGUE**	**GP**	**G**	**A**	**P**	**PIM**	**GP**	**G**	**A**	**P**	**PIM**
2011-12	Winnipeg	WBAAA2	29	17	7	24	30	2	2	1	3	0
2012-13	Winnipeg	WBAAA2	21	27	20	47	32	–	–	–	–	–
2013-14	Winnipeg	WBAAA	32	53	50	103	28	8	12	7	19	12
2014-15	Winnipeg	MMHL	27	14	11	25	18	–	–	–	–	–
	Brandon	WHL	1	1	0	1	0	9	1	0	1	0
2015-16	Brandon	WHL	50	13	17	30	10	21	4	3	7	10
2016-17 (a)	Brandon	WHL	69	26	35	61	59	4	1	4	5	8
2017-18	Brandon	WHL	68	43	47	90	81	11	6	6	12	12
WHL Totals (4 seasons)			**188**	**83**	**99**	**182**	**150**	**45**	**12**	**13**	**25**	**30**

(a) June 24, 2017—Selected by the Carolina Hurricanes in the 2017 NHL Draft. Fifth Hurricanes pick, 73rd overall, third round.



CLIFF **PU**

Right Wing • Shoots Right
6'2" • 187 lbs.
6/3/98 • Richmond Hill, Ontario

Acquired: 8/2/18, Trade with Buffalo
2017-18 Teams: London/Kingston (OHL)
Drafted: Buffalo 2016 (3-69-3)

CAREER

Entering his first professional season… Acquired from the Buffalo Sabres on August 2, 2018, along with a second-round selection in the 2019 NHL Draft, a third-round selection in the 2020 NHL Draft and a sixth-round selection in the 2020 NHL Draft in exchange for Jeff Skinner… Selected by the Buffalo Sabres in the third round, 69th overall, in the 2016 NHL Draft… Played for Team OHL at the 2017 Canada Russia Series… Was teammates with fellow Hurricanes prospect Janne Kuokkanen with the London Knights during the 2016-17 season… **2014-15**: Split his first season in the OHL between the Oshawa Generals and London Knights… Registered nine points (4g, 5a) in 41 games… Made his OHL debut at Barrie (9/25)… Earned his first OHL point with an assist at Guelph (12/14)… Scored his first OHL goal at North Bay (12/19)… Traded from Oshawa to London (1/2)… Made his OHL playoff debut in London's first round, series-clinching victory in Game 6 at Kitchener (4/5)… **2015-16**: Registered 31 points (12g, 19a) in 63 games with London (OHL)… Earned his first career multi-point game with two points (1g, 1a) vs. Owen Sound (10/23)… Recorded his first career multi-goal game at Sudbury (12/11)… Tallied his first career multi-assist game vs. Sarnia (12/31)… Posted a season-long, six-game point streak from 3/4-3/16 (2g, 5a)… Registered 13 points (8g, 5a) in 18 OHL playoff games as London captured the J. Ross Robertson Cup as OHL champions… Scored his first career playoff goal, the game-winning goal, in Game 1 vs. Owen Sound (3/25)… Scored two goals in Game 4 at Owen Sound (3/30)… Earned a point in five of six games in London's opening round victory vs. Owen Sound (5g, 1a)… Earned two assists in Game 2 of the Western Conference Finals at Erie (4/24)… Scored a shorthanded goal in Game 3 of the OHL Finals at Niagara (5/9)… Earned three points in four games as London captured the Memorial Cup for the second time in franchise history… Recorded three points (1g, 2a), including the game-winning goal. vs. Brandon (5/23)… **2016-17**: Registered 86 points (35g, 51a) in 63 games with London (OHL)… Set career highs in goals, points and plus/minus (+25)… Ranked eighth in the OHL in points… Led London in assists and points and ranked second in goals… Posted 28 multi-point games, including five multi-goal games… Posted a career-long 18-game point streak (10/7-11/20: 15g, 22a)… Earned three assists vs. Hamilton (11/6)… Tallied three assists vs. Flint (3/17)… Registered seven points (2g, 5a) in 14 playoff games as London fell to eventual champion Erie in the second round in seven games… Earned two points in Game 2 vs. Windsor (3/26)… Earned an assist on the game-winning goal in Game 7 vs. Windsor (4/4)… Recorded two points (1g, 1a) in Game 7 at Erie (4/18)… **2017-18**: Split the season between London and Kingston of the OHL… Registered 84 points (29g, 55a) in 65 games… Posted career highs in assists, power-play goals (13), game-winning goals (4)… Ranked eighth in the OHL in assists and tied for ninth in power-play goals… Posted 24 multi-point games, including six multi-goal games… Recorded four points (1g, 3a) vs. Guelph (11/16)… Named CHL and OHL Player of the Week (11/21)… Posted a season-high 10-game point streak from 11/3-11/26 (9g, 14a) and earned a point in 17 of 18 games from 11/3-12/16 (11g, 7a)… Traded from London to Kingston (1/4)… Recorded his first career hat trick and added an assist (3g, 1a) at Barrie (1/6)… Registered four points (1g, 3a) vs. Niagara (2/3)… Finished the regular season on a six-game point streak (3/9-3/18: 6g, 4a)… Earned 17 points (4g, 13a) in 15 playoff games as Kingston fell to eventual champion Hamilton in the Eastern Conference Finals… Led Kingston in assists during the playoffs and ranked third in points and tied for fourth in goals… Posted a five-game point streak during the playoffs (3/25-4/4: 2g, 10a) which included three three-point games.

CAREER STATS

			REGULAR SEASON					PLAYOFFS				
YEAR	**TEAM**	**LEAGUE**	**GP**	**G**	**A**	**P**	**PIM**	**GP**	**G**	**A**	**P**	**PIM**
2014-15	Oshawa	OHL	17	2	1	3	2	–	–	–	–	–
	London	OHL	24	2	4	6	2	4	0	0	0	0
2015-16 (a)	London	OHL	63	12	19	31	24	18	8	5	13	6
2016-17	London	OHL	63	35	51	86	36	14	2	5	7	8
2017-18 (b, c)	London	OHL	36	16	29	45	22	–	–	–	–	–
	Kingston	OHL	29	13	26	39	6	15	4	13	17	6
OHL Totals (4 Seasons)			**232**	**80**	**130**	**210**	**92**	**51**	**14**	**23**	**37**	**20**

(a) June 25, 2016—Selected by the Buffalo Sabres in the 2016 NHL Draft. Third Sabres pick, 69th overall, third round.
(b) October 23, 2017—Signed a three-year, entry-level contract with the Buffalo Sabres.
(c) August 2, 2018—Acquired by the Carolina Hurricanes along with a second-round selection in the 2019 NHL Draft, a third-round selection in the 2020 NHL Draft and a sixth-round selection in the 2020 NHL Draft in exchange for Jeff Skinner.



VILLE **RASANEN**

Defenseman • Shoots Left
6'2" • 167 lbs.
10/8/98 • Ylamylly, Finland

Acquired: 2017 NHL Draft
2017-18 Teams: Jukurit (Finland), Jukurit Jr. (Finland Jr.), RoKi (Finland-2)
Drafted: Carolina 2017 (8-197-7)

CAREER

Selected by the Hurricanes in the seventh round, 197th overall, in the 2017 NHL Draft… **2013-14**: Skated in 41 games for Jokipojat's U16 team in three different leagues… Tallied one assist in 10 games with Jokipojat in the Jr. C SM-sarja Q league (Finland), recorded one assist in 12 games in the Jr. C Mestis league (Finland) and added five points (3g, 2a) in 19 games in the Jr. C SM-sarja league… **2014-15**: Registered 20 points (6g, 14a) in 44 games with Jokipojat's U18 team in the Jr. B Mestis league (Finland)… **2015-16**: Split the season between Jokipojat's U18 team and Jokipojat's junior team… Earned 17 points (6g, 11a) in 14 games with Jokipojat U18 in the Jr. B Mestis Q (Finland) and 13 points (4g, 9a) in 12 games in the Jr. B Mestis (Finland)… Added 11 points (3g, 8a) in 18 games in his first season with Jokipojat Jr… **2016-17:** Split the season between Jokipojat and Jokipojat's junior team… Scored one goal and earned five assists (6 points) in 21 games with Jokipojat in the Mestis, a semi-professional league in Finland… Scored nine goals and earned nine assists (18 points) in 22 games with Jokipojat's junior team… Appeared in one playoff game with Jokipojat Jr. and tallied one assist in three Mestis playoff games with Jokipojat… **2017-18**: Split the season between three teams in three levels of professional hockey in Finland… Played four games for Mikkelin Jukurit of SM-liiga, Finland's top professional league… Recorded three points (1g, 2a) for Rovaniemen Kiekko of Mestis, the second-highest hockey league in Finland… Tallied six assists in 28 games for Jukurit's junior team.

CAREER STATS

			REGULAR SEASON					PLAYOFFS				
YEAR	**TEAM**	**LEAGUE**	**GP**	**G**	**A**	**P**	**PIM**	**GP**	**G**	**A**	**P**	**PIM**
2013-14	Jokipojat U16	Finland U16	41	3	4	7	24	–	–	–	–	–
2014-15	Jokipojat U18	Finland U18	44	6	14	20	28	–	–	–	–	–
2015-16	Jokipojat U18	Finland U18	26	10	20	30	20	–	–	–	–	–
	Jokipojat Jr.	Finland Jr.	18	3	8	11	8	–	–	–	–	–
2016-17 (a)	Jokipojat Jr.	Finland Jr.	22	9	9	18	10	1	0	0	0	0
	Jokipojat	Mestis	21	1	5	6	6	3	0	1	1	0
2017-18	Jukurit	SM-liiga	4	0	0	0	0	–	–	–	–	–
	RoKi	Mestis	9	1	2	3	0	–	–	–	–	–
	Jukurit Jr.	Jr. SM-liiga	28	0	6	6	14	–	–	–	–	–
SM-liiga Totals (1 Season)			**4**	**0**	**0**	**0**	**0**	**–**	**–**	**–**	**–**	**0**

(a) June 24, 2017—Selected by the Carolina Hurricanes in the 2017 NHL Draft. Eighth Hurricanes pick, 197th overall, seventh round.



ALEKSI **SAARELA**

Center • Shoots Left
5'10" • 200 lbs.
1/7/97 • Helsinki, Finland

Acquired: 2/27/16, Trade with NY Rangers
2017-18 Teams: Charlotte (AHL)
Drafted: NY Rangers (4-89-3)

CAREER

Acquired by the Hurricanes from the NY Rangers along with a second-round pick in the 2016 and 2017 NHL Draft in exchange for Eric Staal on 2/27/16… Was originally selected by the Rangers in the third round, 89th overall, of the 2015 NHL Draft… Totaled 77 points (42g, 35a) in 166 career SM-Liiga games… Has represented Finland in a number of international tournaments… Skated at the 2013 World U-17 Challenge, earning four points (2g, 2a) in five games… Played for Finland at the 2014 and 2015 U-18 World Championships, totaling eight points (3g, 5a) in seven games to win silver in 2015… Won gold along with fellow Hurricanes prospect Sebastian Aho at the 2016 World Junior Championship, earning seven points (4g, 3a) in seven games… **2012-13**: Made his Liiga debut for Lukko as a 16-year-old, earning two points (1g, 1a) in three games… Also served as an alternate captain for Lukko's U18 team, earning 36 points (17g, 19a) in 16 games and had 18 points (8g, 10a) in 22 games for Lukko's U20 junior squad… **2013-14**: Split the season between Lukko and Lukko's junior squad, earning two assists in 12 Liiga games and 22 points (6g, 16a) in 17 junior games… **2014-15:** Spent the season in Liiga in his draft year, totaling 12 points (6g, 6a) in 51 games for Assat Pori… Led Assat in goals (20)… Ranked second among the team's skaters in scoring with 33 points (20g, 13a)… Had seven multi-point games, including four multi-goal games… Scored goals in four consecutive games from 11/14-11/20 (5g, 0a)… Had a season-high three points with two goals and an assist at Pelicans (1/29)… Totaled nine points (4g, 5a) in 10 games during the month of February… Also appeared in two regular-season games and three playoff games for Assat's junior team, totaling five points (1g, 4a)… **2016-17:** Spent the majority of the season with Lukko Rauma in Liiga, the top professional league in Finland… Registered 28 points (15g, 13a) in 49 games… Tied his career high in assists… Led the team in goals, ranked fourth in points and tied for sixth in assists… Joined the Charlotte Checkers of the American Hockey League (AHL) on March 27 following the conclusion of Lukko Rauma's season… Registered 10 points (6g, 4a) in nine games with Charlotte… Scored a goal in his North American debut at Cleveland (3/28)… Tallied two assists in his second game of the season at Cleveland (3/30)… Scored two goals and was +3 in his third game with the Checkers at Grand Rapids (3/31)… Named AHL Player of the Week for the week ending April 2, his first week in the league, after posting six points (4g, 2a) and a +5 rating in four games… Extended his goal streak to three games with the game-winning goal in the third period vs. San Antonio (4/4), giving him seven points (5g, 2a) over a five-game point streak to start his North American career… Recorded a season-high three points (1g, 2a) vs. Texas (4/8)… Played in five AHL playoff games with Charlotte… **2017-18**: Completed his first full professional season in North America with the Checkers, registering 43 points (25g, 18a) in 69 games… Posted the second-highest goal total by a rookie in Checkers history with 25, trailing only Warren Foegele's mark of 28 also set this season… Ranked third among AHL rookies and third on the Checkers in goals… Tied for first among AHL rookies and ranked second on the Checkers with 11 power-play goals… Lit the lamp in Charlotte's season opener at Hartford (10/6)… Scored the game-winning goal on the power play with 5:33 remaining in regulation vs. Springfield (12/3)… Recorded his first hat trick as a North American pro vs. Hershey (12/21)… Scored goals and recorded multiple points in three consecutive games (4g, 2a) from 2/3-2/7… Recorded three points (2g, 1a) and a career-best, plus-4 rating at Syracuse (3/31)… Finished the regular season with 13 points (5g, 8a) in his last 10 games, including a pair of three-point outings… Recorded three points ((2g, 1a) in eight playoff games… With the Checkers trailing 2-0 in the third period of Game 1, scored the Checkers' first goal of the playoffs to start a comeback win in overtime vs. Wilkes-Barre/Scranton (4/20).

CAREER STATS

			REGULAR SEASON					PLAYOFFS				
YEAR	**TEAM**	**LEAGUE**	**GP**	**G**	**A**	**P**	**PIM**	**GP**	**G**	**A**	**P**	**PIM**
2012-13	Lukko U18	Fin-U18	16	17	19	36	14	–	–	–	–	–
	Lukko Jr.	Fin-Jr.	22	8	10	18	6	10	2	6	8	2
	Lukko	Finland	3	1	1	2	0	–	–	–	–	–
2013-14	Lukko Jr.	Fin-Jr.	17	6	16	22	8	–	–	–	–	–
	Lukko	Finland	12	0	2	2	2	–	–	–	–	–
2014-15 (a)	Assat	Finland	51	6	6	12	18	2	0	1	1	0
2015-16 (b, c)	Assat Jr.	Fin-Jr.	2	0	2	2	0	3	1	2	3	0
	Assat	Finland	51	20	13	33	14	–	–	–	–	–
2016-17	Lukko	Finland	49	15	13	28	10	–	–	–	–	–
	Charlotte	AHL	9	6	4	10	7	5	0	0	0	2
2017-18	Charlotte	AHL	69	25	18	43	8	8	2	1	3	2
AHL Totals (2 Seasons)			**78**	**31**	**22**	**53**	**15**	**13**	**2**	**1**	**3**	**4**

(a) June 27, 2015—Selected by the New York Rangers in the 2015 NHL Draft. Fourth Rangers pick, 89th overall, third round.
(b) Feb. 27, 2016—Acquired by the Carolina Hurricanes along with second-round selections in the 2016 and 2017 NHL Drafts in exchange for Eric Staal.
(c) June 13, 2016—Signed a three-year, entry-level contract with the Carolina Hurricanes.



JESPER **SELLGREN**

Defenseman • Shoots Left
5'11" • 169 lbs.
6/11/98 • Ornskoldsvik, Sweden

Acquired: 2018 NHL Draft
2017-18 Team: MODO Hockey (Allsvenskan), MODO U20 (Sweden Jr.)
Drafted: Carolina 2018 (5-166-6)

CAREER

Selected by the Hurricanes in the fifth round, 166th overall, in the 2018 NHL Draft… Is expected to play this upcoming season with Lulea HF of the Swedish Hockey League… Represented Sweden at the IIHF U18 World Championship, playing seven games with one assist and winning silver… Represented Sweden at the 2018 IIHF World Junior Championship, winning a silver medal… **2014-15**: Skated in 10 games with Modo U20 in Sweden's top junior league, SuperElit, tallying four assists… Spent the rest of the season with Modo U18… **2015-16**: Played 43 games with Modo U20, posting 12 points (1g, 11a)… Appeared in two playoff games…**2016-17**: Spent the majority of the season with Modo's senior team in Sweden's second division (Allsvenskan), earning 10 points (5g, 5a) in 50 games… Averaged 18:14 of ice time… Led team defensemen in goals (5)… Also skated in three SuperElit regular season games and six playoff games with Modo U20, who won the SuperElit title… **2017-18**: Skated in 43 games with Modo (Allsvenskan), registering 12 points (3g, 9a)… Finished second on the team in average time on ice (19:47) and tied for second in plus/minus rating (+8)… Played six SuperElit playoff games with Modo U20, posting two assists… Signed a contract with Lulea HF (SHL) on 3/28.

CAREER STATS

			REGULAR SEASON					PLAYOFFS				
YEAR	**TEAM**	**LEAGUE**	**GP**	**G**	**A**	**P**	**PIM**	**GP**	**G**	**A**	**P**	**PIM**
2014-15	Modo U20	Sweden-Jr.	10	0	4	4	2	-	-	-	-	-
2015-16	Modo U20	Sweden-Jr.	43	1	11	12	8	2	0	0	0	0
2016-17	Modo	Allsvenskan	50	5	5	10	8	-	-	-	-	-
	Modo U20	Sweden-Jr.	3	1	0	1	0	6	0	2	2	0
2017-18	Modo	Allsvenskan	43	3	9	12	8	-	-	-	-	-
	Modo U20	Sweden-Jr.	-	-	-	-	-	6	0	2	2	2
Allsvenskan Totals (2 seasons)			**93**	**8**	**14**	**22**	**16**	**-**	**-**	**-**	**-**	**-**

(a) June 23, 2018—Selected by the Carolina Hurricanes in the 2018 NHL Draft. Fifith Hurricanes pick, 166th overall, sixth round.



SPENCER **SMALLMAN**

Right Wing • Shoots Right
6'1" • 198 lbs.
9/9/96 • Summerside, Prince Edward Island

Acquired: 2015 NHL Draft
2017-18 Team: Florida (ECHL)
Drafted: Carolina 2015 (6-138-5)

CAREER

Selected by the Hurricanes in the fifth round, 138th overall, at the 2015 NHL Draft… Signed a three-year, entry-level contract with Carolina on March 31, 2017… Totaled 223 points (86g, 137a) in 293 career games with Saint John of the Quebec Major Junior Hockey League (QMJHL)… **2012-13**: Selected by Saint John in the fourth round of the 2012 QMJHL Entry Draft… Recorded six points (2g, 4a) in 42 games during his first QMJHL season with the Sea Dogs… Made his QMJHL debut vs. Rouyn-Noranda (10/12)… Earned his first QMJHL points with a pair of assists vs. Moncton (12/31)… Scored his first QMJHL goal Shawinigan (2/2)… **2013-14**: Was fourth among Saint John skaters in scoring with 35 points (12g, 23a) in 66 games… **2014-15**: Ranked second among Sea Dogs skaters in points (56) and assists (33) and third in goals (23) during his third QMJHL season with Saint John, registering 16 multi-point games… Registered four points (1g, 3a) in five 2015 QMJHL playoff games as Saint John fell to Baie-Comeau in the opening round… **2015-16**: Was seventh among Sea Dogs skaters in scoring with 47 points (19g, 28a)… Recorded 11 multi-point games… Registered back-to-back two-goal games vs. Cape Breton (1/23) and at Rimouski (1/29)… Posted a season-long, five-game point streak from 2/13-2/20 (3g, 3a)… Set single-game career highs for assists and points in a game with four helpers at Halifax (2/27)… Registered points in six of seven games during February (3g, 7a)… Was second among Sea Dogs skaters in assists (16) and fourth in points (19) in 17 QMJHL playoff games, as Saint John advanced to the semifinal before falling to Shawinigan… **2016-17:** Registered 79 points (30g, 49a) in 60 games with Saint John… Served as captain for the second consecutive season… Was teammates with Hurricanes prospects Julien Gauthier and Callum Booth… Became Saint John's all-time leader in career games played (293)… Won Saint John's Scotiabank Community Service Award… Posted career highs in goals, assists, points, power-play goals (14) and plus/minus (+27)… Ranked tied for first on the team in power-play goals, second in assists, third in points, fourth in goals and sixth in plus/minus… Ranked tied for sixth in the league in power-play goals… Recorded a hat trick and added an assist vs. Charlottetown (10/26)… Registered five points (3g, 2a) vs. Charlottetown (12/17)… Recorded five points (2g, 3a) vs. Acadie-Bathurst (2/22)… Finished the regular-season on an eight-game point streak (2/26-3/15: 8g, 6a)… Registered 22 points (11g, 11a) in 18 QMJHL playoff games as the Sea Dogs won the President Cup as QMJHL champions…Earned a point in 15 of his 18 playoff games… Ranked third in the QMJHL in playoff power-play goals (5), tied for third in goals and plus/minus (+18), and tied for fifth in points… Recorded a hat trick in Game 1 of the Sea Dogs' first round series against Rimouski (3/24)… Recorded a hat trick at Val-d'Or (4/12)… Recorded three points (2g, 1a) in Saint John's series-clinching win at Blainville-Boisbriand in Game 4 of the President Cup final… Earned four points (2g, 2a) in four games at the 2017 Mastercard Memorial Cup… **2017-18**: Spent the entirety of his first professional season with the ECHL's Florida Everblades… Missed a majority of the regular season due to a shoulder injury suffered during the preseason… Made his pro debut vs. Greenville (3/2)… Recorded his first professional point with an assist vs. Greenville (3/3)… Scored his first two professional goals vs. Greenville (3/24) to extend his point streak to seven games (2g, 6a)… Registered 16 points (3g, 13a) in 19 playoff games as Florida fell to Colorado in Game 7 of the Kelly Cup Finals… Tied for the team lead and tied for third among ECHL skaters in playoff assists… Led the team and tied for the league lead with a plus-13 rating in the playoffs… Ranked tied for fourth on the team with 16 playoff points… Posted a seven-game point streak in the playoffs from 5/3-5-18 (2g, 7a)… Opened the scoring in the Everblades' Game 7 loss in the Kelly Cup Final vs. Colorado (6/9).

CAREER STATS

			REGULAR SEASON					PLAYOFFS				
YEAR	**TEAM**	**LEAGUE**	**GP**	**G**	**A**	**P**	**PIM**	**GP**	**G**	**A**	**P**	**PIM**
2011-12	Fredericton	NBPEI	34	16	25	41	4	10	4	13	17	2
2012-13	Saint John	QMJHL	42	2	4	6	14	4	0	0	0	0
2013-14	Saint John	QMJHL	66	12	23	35	42	–	–	–	–	–
2014-15 (a)	Saint John	QMJHL	66	23	33	56	73	5	1	3	4	4
2015-16	Saint John	QMJHL	59	19	28	47	59	17	3	16	19	12
2016-17 (b)	Saint John	QMJHL	60	30	49	79	35	18	11	11	22	2
2017-18	Florida	ECHL	14	2	11	13	11	19	3	13	16	10
ECHL Totals (1 Season)			**14**	**2**	**11**	**13**	**11**	**19**	**3**	**13**	**16**	**10**

(a) June 27, 2015—Selected by the Carolina Hurricanes in the 2015 NHL Draft. Sixth Hurricanes pick, 138th overall, fifth round.
(b) March 31, 2017—Sign a three-year, entry-level contract with the Carolina Hurricanes.



LUKE **STEVENS**

Left Wing • Shoots Left
6'5" • 200 lbs.
2/11/97 • Bel Air, CA

Acquired: 2015 NHL Draft
2017-18 Team: Yale University (ECAC)
Drafted: Carolina 2015 (5-126-5)

CAREER

Selected by the Hurricanes in the fifth round, 126th overall, at the 2015 NHL Draft… Ranked 149th in NHL Central Scouting's final rankings prior to the 2015 NHL Draft… Totaled 50 goals and 56 assists (106 points) in three seasons of prep hockey at Noble and Greenough School… His father, Kevin, won the Stanley Cup twice with the Pittsburgh Penguins and played 874 career NHL games with the Penguins, Bruins, Kings, Rangers and Flyers… Played two seasons at Duxbury (MA) High School before transferring to Noble and Greenough, in Dedham, MA… Attended the U.S. Select 15 Festival in July 2012… **2013-14**: Totaled 15 goals and seven assists (22 points) in 28 games during his sophomore season at Nobles… Helped the Bulldogs reach the 2014 Elite Eight tournament before falling to Exeter in the quarterfinals… Also played 11 games for the Cape Cod Whalers U16 team (MSHL), totaling 10 points (5g, 5a) in 11 games… **2014-15**: Scored 11 goals and added 18 assists (29 points) in 23 games during his junior season at Noble and Greenough… Also played 14 games with the Cape Cod Whalers U18 team, totaling 17 points (5g, 12a) in 14 games… Participated in the U.S. Select 17 Festival, earning four points (1g, 3a) in five games for Team White… **2015-16**: Completed his senior season at Noble and Greenough, establishing career highs in goals (24), assists (31) and points (55)… Served as Nobles' captain… Was selected as an Independent School League (ISL) All-Star for the third time… Won the ISL's Flood Shield Award, given for devotion to the game, physical toughness and emotional control… Also appeared in 13 games with the Cape Cod Whalers U-18 team, registering 14 points (5g, 9a) and capturing the Massachusetts tier 1 state title… **2016-17:** Registered five points (2g, 3a) in 17 games as a freshman at Yale University in the Eastern College Athletic Conference (ECAC)… Made his collegiate debut vs. Sacred Heart (10/29)… Earned his first NCAA point with an assist at Clarkson (11/25)… Scored his first career goal vs. Clarkson (1/13)… Missed 12 games due to injury… **2017-18**: Registered 11 points (6g, 5a) in 30 games with Yale as a sophomore… Ranked seventh on the team in points… Scored the game-winning goal and added an assist vs. Harvard (11/3).

CAREER STATS

			REGULAR SEASON					PLAYOFFS				
YEAR	**TEAM**	**LEAGUE**	**GP**	**G**	**A**	**P**	**PIM**	**GP**	**G**	**A**	**P**	**PIM**
2013-14	Noble and Greenough	High-MA	28	15	7	22	–	–	–	–	–	–
2014-15 (a)	Noble and Greenough	High-MA	23	11	18	29	–	–	–	–	–	–
2015-16	Noble and Greenough	High-MA	28	24	31	55	–	–	–	–	–	–
2016-17	Yale	ECAC	17	2	3	5	4	–	–	–	–	–
2017-18	Yale	ECAC	30	6	5	11	12	–	–	–	–	–
NCAA Totals (2 Seasons)			**47**	**8**	**8**	**16**	**16**	–	–	–	–	–

(a) June 27, 2015—Selected by the Carolina Hurricanes in the 2015 NHL Draft. Fifth Hurricanes pick, 126th overall, fifth round.



JOSH **WESLEY**

Defenseman • Shoots Right
6'3" • 208 lbs.
4/9/96 • Hartford, CT

Acquired: 2014 NHL Draft
2017-18 Teams: Charlotte (AHL), Florida (ECHL)
Drafted: Carolina 2014 (4-96-4)

CAREER

Selected by the Hurricanes in the fourth round (96th overall) of the 2014 NHL Draft… Signed a three-year, entry-level contract with the Hurricanes on 6/1/16… Had 37 points (11g, 26a) and 164 penalty minutes in 188 career Ontario Hockey League (OHL) games… Was teammates with fellow Hurricanes prospect Alex Nedeljkovic throughout his OHL career… Was the first product of the Carolina Junior Hurricanes youth hockey system to be drafted into the NHL… His father is former Hurricanes defenseman Glen Wesley… Represented the United States in the 2013 U17 World Hockey Challenge, earning two assists in six games as Team USA captured bronze… **2011-12**: Scored seven goals and added six assists in 18 regular-season games for the Carolina Jr. Hurricanes in the North American Prospects Hockey League (NAPHL)… Was selected by Plymouth in the fifth round (101st overall) in the 2012 OHL Priority Draft… **2012-13**: Moved to Ann Arbor to join the United States National Team Development Program, totaling seven assists in 56 games… **2013-14**: Registered one goal and eight assists (9 points) in 68 regular-season games during his rookie OHL season with Plymouth… Made his OHL debut at London (9/20)… Notched his first OHL point with an assist vs. Owen Sound (10/25)… Netted his first OHL goal vs. Mississauga (11/15)… Earned one assist in five OHL playoff games as the Whalers fell to Guelph in the opening round of the 2014 OHL playoffs… **2014-15**: Completed his second season with Plymouth, notching 10 points (5g, 5a) in 63 games… Joined Charlotte (AHL) after the OHL season and made his professional debut in the Checkers' 7-3 victory at Grand Rapids (4/18)… **2015-16**: Split his final season of junior hockey between Flint and Niagara, earning career highs in goals (5), assists (13) and points (18) in 57 regular-season games… Had four multi-point games… Made his debut with Niagara at Peterborough (12/8)… Had four points (2g, 2a) and was +8 in 17 OHL playoff games as Niagara reached the OHL Final before falling to eventual Memorial Cup champion London… **2016-17:** Split his first professional season between the Charlotte Checkers (AHL) and the Florida Everblades (ECHL)… Recorded 29 points (9g, 20a) in 48 games with Florida… Led Everblades defensemen with nine goals and ranked second among team blueliners in assists, points and plus/minus (+19)… Scored one goal in nine games with Charlotte… Began the season with the Checkers but was assigned to Florida on Nov. 2 before playing a game… Scored his first professional goal and was +3 in his ECHL debut and first game of the season vs. Norfolk (11/4)… Recalled to Charlotte on Nov. 12 after scoring three points (1g, 2a) in his first four ECHL games… Made his AHL season debut at Milwaukee (11/15)… Scored his first AHL goal in just his second game at Stockton (11/30)… Reassigned to Florida on Dec. 16 and recorded his first three-point game (1g, 2a) that night vs. Atlanta… Marked a career-high three helpers at South Carolina (1/28)… Recorded a career-best four-game point streak (1g, 5a) from 2/1-2/10… Recorded the only multi-goal game of his career with a pair of tallies vs. Orlando (4/8)… Earned one assist in 12 ECHL playoff games… **2017-18**: Split the season between Charlote (AHL) and Florida (ECHL)… Earned one assist in 17 games with Charlotte (10/22 at Toronto)… Recorded four assists in 21 games with Florida… Made his Florida season debut vs. Jacksonville (12/8)… Tallied two assists at Jacksonville (1/13).

CAREER STATS

			REGULAR SEASON					PLAYOFFS				
YEAR	**TEAM**	**LEAGUE**	**GP**	**G**	**A**	**P**	**PIM**	**GP**	**G**	**A**	**P**	**PIM**
2010-11	Car. Jr. Hurricanes	Bantam	37	16	18	34	14	–	–	–	–	–
2011-12	Car. Jr. Hurricanes	NAPHL	18	7	6	13	10	5	1	6	7	14
2012-13	USNTDP	USHL	38	0	1	1	14	–	–	–	–	–
	USNTDP	U-17	18	0	6	6	6	–	–	–	–	–
2013-14 (a)	Plymouth	OHL	68	1	8	9	62	5	0	1	1	2
2014-15	Plymouth	OHL	63	5	5	10	67	–	–	–	–	–
	Charlotte	AHL	1	0	0	0	0	–	–	–	–	–
2015-16 (b)	Flint	OHL	24	2	10	12	21	–	–	–	–	–
	Niagara	OHL	33	3	3	6	14	17	2	2	4	12
2016-17	Charlotte	AHL	9	1	0	1	0	–	–	–	–	–
	Florida	ECHL	48	9	20	29	27	12	0	1	1	4
2017-18	Charlotte	AHL	17	0	1	1	10	–	–	–	–	–
	Florida	ECHL	21	0	4	4	12	–	–	–	–	–
AHL Totals (2 seasons)			**27**	**1**	**1**	**2**	**10**	–	–	–	–	–

(a) June 28, 2014—Selected by the Carolina Hurricanes in the 2014 NHL Draft. Fourth Hurricanes pick, 96th overall, fourth round.
(b) June 1, 2016—Signed a three-year, entry-level contract with the Carolina Hurricanes.



MAX **ZIMMER**

Left Wing • Shoots Left
6'0" • 190 lbs.
10/29/97 • Plymouth, MN

Acquired: 2016 NHL Draft
2017-18 Team: Wisconsin (Big Ten)
Drafted: Carolina 2016 (7-104-4)

CAREER

Selected by the Hurricanes in the fourth round, 104th overall, at the 2016 NHL Draft… Appeared in 65 career United States Hockey League (USHL) games with Sioux City and Chicago, totaling 38 points (17g, 21a)… Registered 93 points (34g, 59a) in 83 career high school games for Wayzata High School in Minnesota… **2012-13**: Ranked second among Trojans skaters in goals (15) and points (28) during his freshman season at Wayzata… **2013-14**: Led Wayzata in scoring with 34 points (10g, 24a) in 27 games… Made his USHL debut for Sioux City, appearing in two games… **2014-15**: Led Wayzata in points with 31 points (9g, 22a) in 25 games… Scored one goal in eight games for the Chicago Steel (USHL) … **2015-16**: Ranked second among Chicago Steel skaters in goals (16) and fourth in points (37) during his first full season in the USHL… Was named to the All-Star Team at the 2015 World Junior A Challenge after leading the tournament in goals (5) and helping the U.S. Select team capture bronze… Recorded 10 multi-point games for the Steel… Registered a season-long, five-game point streak from 12/4-1/2 (2g, 3a)… Scored a goal and added two assists against his former team vs. Sioux City (2/12)… Netted a pair of goals including the game winner vs. Lincoln (3/26)… Had a career-high four points with two goals and two assists at Bloomington (4/9)… Registered eight points (4g, 4a) in the final three games of the season from 4/8-4/10… **2016-17:** Recorded nine points (3g, 6a) in 35 games with the University of Wisconsin (Big Ten)… Played in 35 of 36 games during his freshman season… Scored his first collegiate goal against Merrimack, scoring the power-play, game winning goal (11/18)… Tallied his first assist with the Badgers against Northern Michigan (11/4)… Scored a goal on Nov. 26 against No. 2 Denver… Posted a three-point weekend against Michigan State, Jan. 6-7, scoring a goal and adding two assists… **2017-18**: Registered seven points (3g, 4a) in 25 games as a sophomore at Wisconson (Big Ten)… Scored his first goal of the season at Merrimack (10/14)… Earned two assists vs. Penn State (1/26)… Was a career-best +2 against Merrimack (10/14) and Penn State (1/26)

CAREER STATS

			REGULAR SEASON					PLAYOFFS				
YEAR	**TEAM**	**LEAGUE**	**GP**	**G**	**A**	**P**	**PIM**	**GP**	**G**	**A**	**P**	**PIM**
2012-13	Wayzata	HS-Minn.	31	15	13	28	8	–	–	–	–	–
2013-14	Wayzata	HS-Minn.	27	10	24	34	10	–	–	–	–	–
	Sioux City	USHL	2	0	0	0	0	–	–	–	–	–
2014-15	Wayzata	HS-Minn.	25	9	22	31	4	–	–	–	–	–
	Chicago	USHL	8	1	0	1	2	–	–	–	–	–
2015-16 (a)	Chicago	USHL	55	16	21	37	14	–	–	–	–	–
2016-17	Wisconsin	Big Ten	35	3	6	9	8	–	–	–	–	–
2017-18	Wisconsin	Big Ten	25	3	4	7	0	–	–	–	–	–
NCAA Totals (2 Seasons)			**60**	**6**	**10**	**16**	**8**	**–**	**–**	**–**	**–**	**–**

(a) June 27, 2016—Selected by the Carolina Hurricanes in the 2016 NHL Draft. Seventh Hurricanes pick, 104th overall, fourth round.

CHARLOTTE CHECKERS (AHL)

210 E Trade Street, Suite E480
Charlotte, NC 28202
Phone: 704/342-4423
Fax: 704/377-4595

Website: gocheckers.com
Colors: Red, Black and Silver
Home Arena (capacity): Bojangles Coliseum (8,600)

DIRECTORY

Owner/CEO/Governor . . . . . Michael A. Kahn
Chief Operating Officer/Alternate Governor . . . . . Tera Black
Sr. VP of Hockey Operations . . . . . Derek Wilkinson
Director of Finance/Controller . . . . . Jamie Black
Head Coach . . . . . Mike Vellucci
Assistant Coach . . . . . Ryan Warsofsky
Assistant Coach/Video . . . . . Myles Fee
Head Athletic Trainer . . . . . Bryn-Marc Conaway
Strength & Conditioning Coach . . . . . Ryan Wysocki
Equipment Manager . . . . . Steve Latin
Equipment Manager . . . . . Donny White
Vice President, Corporate Partnerships . . . . . Mary Grams
Senior Director of Corporate Partnerships . . . . . Buzz Wilkie
Corporate Servicing Specialist . . . . . Kate Gatterdam
Senior Vice President . . . . . Shawn Lynch
Director of Ticket Sales and Analytics . . . . . Jonathan Forsberg
Director of Operations . . . . . Adam Slechta
Director of Group Sales . . . . . Jeremy Recoon
Director of Charitable and Community Programs . . . . . Maggie Reaves
Group Sales Specialist . . . . . Katelin Glass
Group Sales Specialist . . . . . Kyle O'Rourke
Account Executive, Season Tickets . . . . . Ryder Bowline
Fan Services and Retention Coordinator . . . . . Carlin Kennedy
Vice President, Marketing and Communications . . . . . Paul Branecky
Director of Broadcasting/Voice of the Checkers . . . . . Jason Shaya
Director of Communications . . . . . Nicholas Niedzielski
Director of Creative Services . . . . . Zac Harvey
Video Production Manager . . . . . Ethan Holmes
Marketing and Community Relations Coordinator . . . . . Joan Palumbo
Merchandise Coordinator . . . . . Shannon Kuenzel

2018-19 SCHEDULE

DAY	DATE	OPPONENT	TIME
OCTOBER			
Friday	5	at Rochester	7:05 PM
Saturday	6	at Rochester	7:05 PM
Friday	12	at Utica	7:00 PM
Saturday	13	at Syracuse	7:00 PM
Friday	19	vs. Hershey	7:00 PM
Saturday	20	vs. Hershey	6:00 PM
Wednesday	24	at Utica	7:00 PM
Friday	26	at Binghamton	7:05 PM
Saturday	27	at Syracuse	7:00 PM
NOVEMBER			
Friday	2	vs. Providence	7:00 PM
Saturday	3	vs. Providence	6:00 PM
Friday	9	at Binghamton	7:05 PM
Saturday	10	at Lehigh Valley	7:05 PM
Sunday	11	at Bridgeport	3:00 PM
Wednesday	14	at Lehigh Valley	7:05 PM
Friday	16	at Wilkes-Barre/Scranton	7:05 PM
Saturday	17	at Wilkes-Barre/Scranton	7:05 PM
Tuesday	20	vs. Belleville	7:00 PM
Wednesday	21	vs. Belleville	7:00 PM
Saturday	24	vs. Laval	6:00 PM
Sunday	25	vs. Laval	1:00 PM
Friday	30	at Providence	7:05 PM
DECEMBER			
Saturday	1	at Hartford	7:00 PM
Sunday	2	at Providence	3:05 PM
Friday	7	at Hartford	7:15 PM
Saturday	8	at Springfield	7:05 PM
Thursday	13	vs. Hartford	7:00 PM
Saturday	15	vs. Hartford	6:00 PM
Sunday	16	vs. Utica	1:00 PM
Tuesday	18	vs. Utica	7:00 PM
Friday	21	vs. Bridgeport	7:00 PM
Saturday	22	vs. Bridgeport	6:00 PM
Friday	28	at Laval	7:30 PM
Saturday	29	at Laval	3:00 PM
Monday	31	at Toronto	3:00 PM
JANUARY			
Friday	4	at Belleville	7:00 PM
Saturday	5	at Belleville	7:00 PM
Sunday	6	at Toronto	4:00 PM
Friday	11	vs. Wilkes-Barre/Scranton	7:00 PM
JANUARY (cont.)			
Saturday	12	vs. Wilkes-Barre/Scranton	6:00 PM
Tuesday	15	vs. Bridgeport	7:00 PM
Wednesday	16	vs. Bridgeport	7:00 PM
Saturday	19	vs. Toronto	6:00 PM
Sunday	20	vs. Toronto	1:00 PM
Friday	25	at Providence	7:05 PM
Saturday	26	at Hartford	7:00 PM
FEBRUARY			
Friday	1	vs. Providence	7:00 PM
Saturday	2	vs. Providence	6:00 PM
Tuesday	5	vs. Cleveland	7:00 PM
Wednesday	6	vs. Cleveland	7:00 PM
Saturday	9	at Hershey	7:00 PM
Sunday	10	at Hershey	5:00 PM
Friday	15	at Springfield	7:05 PM
Saturday	16	at Providence	8:05 PM
Sunday	17	at Bridgeport	3:00 PM
Friday	22	vs. Lehigh Valley	7:00 PM
Saturday	23	vs. Lehigh Valley	6:00 PM
MARCH			
Friday	1	vs. Binghamton	7:00 PM
Saturday	2	vs. Binghamton	6:00 PM
Friday	8	at Lehigh Valley	7:05 PM
Sunday	10	at Lehigh Valley	1:05 PM
Friday	15	vs. Rochester	7:00 PM
Saturday	16	vs. Rochester	6:00 PM
Tuesday	19	vs. Syracuse	7:00 PM
Wednesday	20	vs. Syracuse	7:00 PM
Saturday	23	vs. Hartford	6:00 PM
Sunday	24	vs. Hartford	3:00 PM
Wednesday	27	at Bridgeport	7:00 PM
Friday	29	at Hartford	7:15 PM
Saturday	30	at Bridgeport	7:00 PM
APRIL			
Tuesday	2	vs. Lehigh Valley	7:00 PM
Wednesday	3	vs. Lehigh Valley	7:00 PM
Saturday	6	vs. Springfield	6:00 PM
Sunday	7	vs. Springfield	1:00 PM
Thursday	11	at Cleveland	7:00 PM
Friday	12	at Cleveland	7:00 PM



MIKE **VELLUCCI**

ASSISTANT GM / DIR. OF HOCKEY OPERATIONS / CHECKERS HEAD COACH

Mike Vellucci, 52, is in his fifth season with the Carolina Hurricanes and his second as head coach for the Charlotte Checkers. He also continues to serve as assistant general manager and director of hockey operations, overseeing player development for the Hurricanes.

Vellucci joined the Hurricanes after 14 seasons with the Ontario Hockey League's Plymouth Whalers, serving as Head Coach and General Manager for the majority of that time. The Farmington, MI, native led Plymouth to a 468-322-36 record during his time in the OHL, and ranks first in Plymouth franchise history in games coached (826), wins (468) and playoff wins (70). Vellucci was the first American to win the Matt Leyden Trophy as OHL coach of the year after the Whalers captured the OHL championship in 2006-07. He was also named the OHL's Coach of the Year and Executive of the Year in 2012-13, becoming the first to win both awards in the same season. He was the second member of the organization to be recognized as the OHL's Executive of the Year, joining Jim Rutherford, who won it in back-to-back seasons in 1993 and 1994 with the Detroit Jr. Red Wings.

Prior to joining the Whalers, Vellucci was with Detroit Compuware of the North American Hockey League (NAHL), where his teams went 241-82-27 in the regular season from 1994-99, and captured U.S. national championships in 1994 and 1999. The Ambassadors also captured two NAHL regular-season titles and four Robertson Cups. Vellucci played professionally in the IHL, AHL, ECHL and BHL from 1986-89. Selected by the Hartford Whalers in the seventh round of the 1987 NHL Entry Draft, Vellucci played for Hartford during the 1987-88 season.

Vellucci and his wife, Sue, have a daughter, Allison (21), and a son, Ryan (15).



RYAN **WARSOFSKY**

ASSISTANT COACH

Ryan Warsofsky, 30, is in his first season as Checkers assistant coach. He spent the previous two seasons as Head Coach and Director of Hockey Operations for the ECHL's South Carolina Stingrays, posting a 88-44-10-2 record.

Warsofsky led the Stingrays to the Kelly Cup Finals during the 2016-17 season, becoming the second-youngest coach in ECHL history to reach the league finals. Prior to the 2016-17 season, Warsofsky spent three seasons as Assistant Coach with the Stingrays, during which time the team's penalty kill finished first in the ECHL twice and won an ECHL-record 23 consecutive games in 2014-15.

The North Marshfield, MA, native played collegiately as a defenseman at Sacred Heart and Curry College, where he posted 47 points (13g, 34a) in 71 games (2008-11). After college, Warsofsky spent the 2011-12 season playing professionally for Turnhout (Netherlands), Rio Grande Valley (CHL) and Cape Cod (FHL). He then served as Assistant Coach at Curry College in 2012-13 before joining the Stingrays in 2013-14.



PAUL **SCHONFELDER**

MINOR LEAGUE GOALTENDING CONSULTANT

Paul Schonfelder, 37, is in his second season as minor league goalie consultant with the Carolina Hurricanes. Schonfelder is responsible for working with all goaltenders in the Hurricanes' minor-league system, including drafted players in the Canadian major-junior hockey leagues, ECHL and American Hockey League (AHL).

Prior to joining the Hurricanes organization, Schonfelder spent three seasons as the goalie coach for the Ottawa 67s of the Ontario Hockey League (OHL). He's also gained experience working with netminders at St. Lawrence University, Ottawa University and the Kanata Stallions of the Central Canada Hockey League (CCHL).

The Stoney Creek, Ont., native has worked as a goalie coach for Hockey Canada, winning a gold medal at the 2017 Ivan Hlinka Memorial Cup and with Canada's 2015 U17 national team. He also spent a year with Japan's men's and women's national teams.

As a player, Schonfelder spent time with the OHL's Ottawa 67's and Sudbury Wolves, and was part of the 67's Memorial Cup-winning team in 1999. He played professionally in the Central Hockey League (CHL), United Hockey League (UHL) and Southern Professional Hockey League (SPHL), including with the Cape Fear Fire Antz.



MYLES **FEE**

ASSISTANT COACH/VIDEO

Myles Fee joined the Checkers as video coach in June of 2016 following seven years as video coach for the NHL's Edmonton Oilers. Prior to joining the Oilers, the Dauphin, Manitoba, native, who has since earned the title of assistant coach/video with the Checkers, worked in team services and as a video analyst for the New York Rangers.

Fee played four seasons of collegiate hockey and earned a degree in management and political science at Manhattanville College in Purchase, NY, before joining the Rangers' front office. He served as video coach for Team Europe in the 2016 World Cup of Hockey.



FLORIDA EVERBLADES (ECHL)

Germain Arena
11000 Everblades Parkway
Estero, FL 33928
Phone: 239/948-7825

Fax: 239/948-9299
Website: floridaeverblades.com
Colors: Navy Blue, Green, White

DIRECTORY

President/General Manager . . . Craig Brush
Head Coach/Director of Hockey Operations . . . Brad Ralph
Associate Head Coach . . . Tad O'Had
Vice President of Sales and Marketing . . . Chris Palin
Public/Community Relations Manager & Broadcaster . . . Alex Reed
Director of Sales & Rinkside Reporter . . . Mike Kelly
Season Ticket Service Coordinator . . . Brittany Moore
Group Sales & Corporate Partnerships Manager . . . Calvin Isaac
A/V & Creative Services Manager . . . Garrett Weller
Corporate Partnerships & Game Day Coordinator . . . Meagan Stover
Account Executives . . . Molly Uphoff, Joe Scofero, Katie Raile, Quillan Toller
Marketing, Social Media & Public Relations Coordinator . . . Noelle Gonzalez
Head Athletic Trainer . . . Chris Emrick
Head Equipment Manager . . . John Sellars

2018-19 SCHEDULE

DAY	DATE	OPPONENT	TIME
OCTOBER			
Friday	12	at Newfoundland	5:30 PM
Saturday	13	at Newfoundland	5:30 PM
Friday	19	vs. Norfolk	7:30 PM
Saturday	20	vs. Norfolk	7:00 PM
Friday	26	at Orlando	7:00 PM
Saturday	27	vs. Orlando	7:00 PM
NOVEMBER			
Friday	2	at Jacksonville	7:30 PM
Saturday	3	at Jacksonville	7:00 PM
Friday	9	vs. Jacksonville	7:30 PM
Saturday	10	vs. Jacksonville	7:00 PM
Wednesday	14	at Jacksonville	7:00 PM
Friday	16	at South Carolina	7:05 PM
Saturday	17	at Atlanta	7:35 PM
Sunday	18	at Atlanta	3:05 PM
Wednesday	21	at Norfolk	7:00 PM
Friday	23	at Norfolk	7:00 PM
Saturday	24	at Norfolk	7:00 PM
Wednesday	28	vs. South Carolina	7:30 PM
Friday	30	vs. South Carolina	7:30 PM
DECEMBER			
Saturday	1	vs. South Carolina	7:00 PM
Wednesday	5	vs. Jacksonville	7:30 PM
Friday	7	vs. Greenville	7:30 PM
Saturday	8	vs. Greenville	7:00 PM
Thursday	13	at Greenville	7:00 PM
Friday	14	at Greenville	7:00 PM
Saturday	15	at Jacksonville	7:00 PM
Thursday	20	at Orlando	7:00 PM
Friday	21	at Orlando	7:00 PM
Saturday	22	vs. Orlando	7:00 PM
Thursday	27	at Atlanta	7:35 PM
Friday	28	at Greenville	7:00 PM
Saturday	29	at Greenville	7:00 PM
JANUARY			
Wednesday	2	vs. Atlanta	7:30 PM
Friday	4	vs. Atlanta	7:30 PM
Saturday	5	vs. Atlanta	7:00 PM
Wednesday	9	vs. Greenville	7:30 PM
Friday	11	vs. Greenville	7:30 PM
Saturday	12	vs. Greenville	7:00 PM
Wednesday	16	at Rapid City	9:05 PM

DAY	DATE	OPPONENT	TIME
JANUARY (cont.)			
Friday	18	at Rapid City	9:05 PM
Saturday	19	at Rapid City	9:05 PM
Friday	25	vs. Jacksonville	7:30 PM
Saturday	26	at Jacksonville	7:00 PM
Tuesday	29	vs. Jacksonville	7:30 PM
Thursday	31	at Atlanta	7:35 PM
FEBRUARY			
Saturday	2	at Greenville	7:00 PM
Wednesday	6	vs. Adirondack	7:30 PM
Friday	8	vs. Adirondack	7:30 PM
Saturday	9	vs. Adirondack	7:00 PM
Wednesday	13	vs. Orlando	7:30 PM
Friday	15	vs. Manchester	7:30 PM
Saturday	16	vs. Manchester	7:00 PM
Wednesday	20	at Jacksonville	7:00 PM
Friday	22	at South Carolina	7:05 PM
Saturday	23	at South Carolina	7:05 PM
Wednesday	27	at Orlando	7:00 PM
MARCH			
Friday	1	vs. Orlando	7:30 PM
Saturday	2	at Orlando	7:00 PM
Sunday	3	at Jacksonville	3:00 PM
Wednesday	6	vs. Atlanta	7:30 PM
Friday	8	vs. Atlanta	7:30 PM
Saturday	9	vs. Atlanta	7:00 PM
Wednesday	13	at Orlando	7:00 PM
Friday	15	at Atlanta	7:35 PM
Saturday	16	at South Carolina	7:05 PM
Sunday	17	at South Carolina	3:05 PM
Saturday	23	vs. Orlando	7:00 PM
Wednesday	27	vs. Norfolk	7:30 PM
Friday	29	vs. Norfolk	7:30 PM
Saturday	30	vs. Norfolk	7:00 PM
APRIL			
Friday	5	vs. Orlando	7:30 PM
Saturday	6	vs. Jacksonville	7:00 PM
Friday	6	at Jacksonville	7:30 PM
Saturday	7	vs. Jacksonville	7:00 PM



CRAIG **BRUSH** PRESIDENT AND GENERAL MANAGER

Craig Brush, the President of the Florida Everblades, along with partners Peter Karmanos and Thomas Thewes, founded the Everblades and Hertz Arena in 1998.

Brush, a native of Milton, Ontario, oversees all aspects of both the hockey club and the sports complex. In 20 seasons, the Everblades have hosted more than 4 million fans in 714 regular season games, with an average attendance of over 6,000 per game. The team has placed in the top three of league attendance in ten of its 20 seasons, ranking first overall five times, and have led the Kelly Cup Playoffs attendance six times. The Everblades have also earned a post-season berth in 19 of their 20 seasons of existence.

The Everblades won the Kelly Cup and the ECHL Championship in 2012, and have reigned as conference champions three times. During the 2003-04 season, the Everblades captured the Eastern Conference title and made their first ever trip to the Kelly Cup Finals and followed that up by becoming the first team in ECHL history to make back-to-back trips to the Kelly Cup Finals after capturing the 2004-05 American Conference Championship. Florida has been awarded the Brabham Cup for winning the regular season championship in 2000, 2009 and most recently in 2018 when the team finished with a club record 112 points.

Brush was inducted into the ECHL Hall of Fame (Class of 2016) in the Builders category, on Feb. 5, 2016 in a ceremony in Kalamazoo, Michigan.
Brush played hockey for four seasons at Cornell University where he was a member of the 1970 undefeated NCAA Championship team, which was the only team in collegiate history to accomplish this feat.

From 2003-2006, Brush served as the Chairman of the ECHL Board of Governors. In addition, he has coached in the Compuware youth hockey program for many years.

Craig and his wife, Kyle, split time between Estero, Florida and Birmingham, Michigan. The couple has three sons – Matt, Tyler and Patrick – as well as five grandchildren, Anna, Mary, Jane, Sloan, and Brett.



BRAD **RALPH** HEAD COACH/DIRECTOR OF HOCKEY OPERATIONS

Brad Ralph, 38, was named the fifth head coach in club history on July 12, 2016. Brad brought eight seasons of head coaching experience to the Everblades and enters his third season in Southwest Florida. Ralph has amassed a career coaching record of 350-162-42. Last season. Ralph helped lead the Everblades to their third South Division title in four seasons while setting a club record for wins (53) and points (112) and to the Kelly Cup Finals for the fourth time in club history. He also received the John Brophy Award as the ECHL Coach of the Year and earned the right to coach the ECHL All-Start Classic for the second consecutive season.

During the 2015-16 season, Ralph guided the Kelowna Rockets of the Western Hockey League (WHL) to a 48-20-4 record and a third-round appearance in the playoffs.

Ralph coached the Idaho Steelheads of the ECHL for three seasons (2012-2015) totaling a 132-64-20 mark along with three postseason appearances. Ralph began his coaching career with the SPHL's Augusta RiverHawks (2010-2012), and led his team to the league finals in his first year.

As a player, Ralph appeared in 383 professional games split between the ECHL and AHL, while making his lone NHL appearance with the Phoenix Coyotes during the 2000-01 season.

AFFILIATIONS HISTORY

YEARLY AFFILIATIONS

YEAR	TEAM	COACH	GP	W	L	T/OT	OT/SOL	PTS	GF	GA	PCT
1979-80	Springfield Indians	Larry Kish	80	31	37	12		74	292	302	0.463
1980-81	Binghamton Whalers	Larry Kish	80	32	42	6		70	296	336	0.438
1981-82	Binghamton Whalers	Larry Kish	80	46	28	6		98	329	266	0.613
1982-83	Binghamton Whalers	John Cunniff/Rick Ley	80	36	36	8		80	320	333	0.500
1983-84	Binghamton Whalers	John Cunniff	80	33	43	4		70	359	388	0.438
1984-85	Binghamton Whalers	Larry Pleau	80	52	20	8		112	388	265	0.700
1985-86	Binghamton Whalers	Larry Pleau	80	41	34	5		87	316	290	0.544
1986-87	Binghamton Whalers	Larry Pleau	80	47	26	7		101	309	259	0.631
1987-88	Binghamton Whalers	Larry Pleau/Doug Jarvis	80	38	34	8		87	353	300	0.544
1988-89	Binghamton Whalers	Claude Larose	80	28	46	6		62	307	392	0.388
1989-90	Binghamton Whalers	Doug McKay	80	11	60	9		31	229	366	0.194
1990-91	Springfield Indians	Jim Roberts	80	43	27	10		96	348	281	0.600
1991-92	Springfield Indians	Jay Leach	80	43	29	8		94	308	277	0.588
1992-93	Springfield Indians	Jay Leach	80	25	41	14		64	282	336	0.400
1993-94	Springfield Indians	Joel Quenneville	80	29	38	13		71	309	327	0.444
1994-95	Springfield Falcons	Paul Gillis	80	31	37	12		74	299	289	0.463
1995-96	Springfield Falcons	Kevin McCarthy	80	42	27	11		100	272	215	0.594
1996-97	Springfield Falcons	Kevin McCarthy	80	41	27	12		96	268	229	0.588
1997-98	Beast of New Haven	Kevin McCarthy	80	38	35	7		85	256	239	0.519
1998-99	Beast of New Haven	Kevin McCarthy	80	33	35	12		78	240	250	0.488
1999-00	Cincinnati Cyclones	Ron Smith	82	44	30	8		96	244	246	0.585
2000-01	Cincinnati Cyclones	Ron Smith	82	44	29	9		97	267	258	0.591
2001-02	Lowell Lock Monsters	Ron Smith	82	41	25	11	3	96	229	209	0.585
2002-03	Lowell Lock Monsters	Ron Smith	82	19	51	7	3	48	175	275	0.293
2003-04	Lowell Lock Monsters	Ron Smith	80	32	36	6	6	76	208	242	0.475
2004-05	Lowell Lock Monsters	Tom Rowe	80	47	27	1	5	100	242	190	0.625
2005-06	Lowell Lock Monsters	Tom Rowe	80	29	37	6	8	72	222	257	0.450
2006-07	Albany River Rats	Tom Rowe	80	37	36		7	81	246	258	0.506
2007-08	Albany River Rats	Tom Rowe	80	43	30		7	93	213	198	0.581
2008-09	Albany River Rats	Jeff Daniels	80	33	40		7	73	219	258	0.456
2009-10	Albany River Rats	Jeff Daniels	80	43	29	3	5	94	244	231	0.588
2010-11	Charlotte Checkers	Jeff Daniels	80	44	27	2	7	97	265	243	0.606
2011-12	Charlotte Checkers	Jeff Daniels	76	38	29	3	6	85	209	214	0.559
2012-13	Charlotte Checkers	Jeff Daniels	76	42	26	4	4	92	227	202	0.605
2013-14	Charlotte Checkers	Jeff Daniels	76	37	36	1	2	77	228	241	0.507
2014-15	Charlotte Checkers	Jeff Daniels	76	31	38	6	1	69	172	231	0.454
2015-16	Charlotte Checkers	Mark Morris	76	36	32	3	5	80	214	229	0.526
2016-17	Charlotte Checkers	Ulf Samuelsson	76	39	29	7	1	86	212	208	0.566
2017-18	Charlotte Checkers	Mike Velucci	76	46	26	1	3	96	262	212	0.632

YEAR	TEAM	COACH	STANDINGS	PLAYOFF HISTORY
1979-80	Springfield Indians	Larry Kish	5th—N'rn Div.	Missed the playoffs by one point
1980-81	Binghamton Whalers	Larry Kish	3rd—S'rn Div.	Lost to Adirondack in the first round, 4-1
1981-82	Binghamton Whalers	Larry Kish	1st—S'rn Div.	Lost to New Brunswick in the Finals, 4-1
1982-83	Binghamton Whalers	John Cunniff/Rick Ley	4th—S'rn Div.	Lost to Rochester in the first round, 4-1
1983-84	Binghamton Whalers	John Cunniff	6th—S'rn Div.	Missed the playoffs by 14 points
1984-85	Binghamton Whalers	Larry Pleau	1st—S'rn Div.	Lost to Baltimore in the second round, 4-0
1985-86	Binghamton Whalers	Larry Pleau	2nd—S'rn Div.	Lost to St. Catharines in the first round, 4-2
1986-87	Binghamton Whalers	Larry Pleau	2nd—S'rn Div.	Lost to Rochester in the second round, 4-2
1987-88	Binghamton Whalers	Larry Pleau/Doug Jarvis	4th—S'rn Div.	Lost to Hershey in the first round, 4-0
1988-89	Binghamton Whalers	Claude Larose	7th—S'rn Div.	Missed the playoffs by 20 points
1989-90	Binghamton Whalers	Doug McKay	7th—S'rn Div.	Missed the playoffs by 61 points
1990-91	Springfield Indians	Jim Roberts	1st—N'rn Div.	Won the Calder Cup
1991-92	Springfield Indians	Jay Leach	1st—N'rn Div.	Lost to Adirondack in the second round, 4-0
1992-93	Springfield Indians	Jay Leach	4th—N'rn Div.	Lost to Cape Breton in the third round, 2-0
1993-94	Springfield Indians	Joel Quenneville	4th—N'rn Div.	Lost to Adirondack in the first round, 4-2
1994-95	Springfield Falcons	Paul Gillis	5th—N'rn Div.	Missed playoffs on tie-breaking formula
1995-96	Springfield Falcons	Kevin McCarthy	1st—N'rn Div.	Lost to Portland in the second round, 4-2
1996-97	Springfield Falcons	Kevin McCarthy	2nd—N'rn Div.	Lost to Hershey in the third round, 4-3
1997-98	Beast of New Haven	Kevin McCarthy	3rd—NE Div.	Lost to Hartford in first round, 3-0
1998-99	Beast of New Haven	Kevin McCarthy	5th—NE Div	Missed playoffs on tie-breaking formula
1999-00	Cincinnati Cyclones	Ron Smith	3rd—East Div.	Lost to Grand Rapids in East Div. finals, 4-1
2000-01	Cincinnati Cyclones	Ron Smith	3rd—East Div.	Lost to Orlando in first round, 4-1
2001-02	Lowell Lock Monsters	Ron Smith	1st—N'rn Div.	Lost to St. John's in first round, 3-2
2002-03	Lowell Lock Monsters	Ron Smith	5th—N'rn Div.	Missed the playoffs by 29 points
2003-04	Lowell Lock Monsters	Ron Smith	6th—Atl. Div.	Missed the playoffs by nine points
2004-05	Lowell Lock Monsters	Tom Rowe	3rd—Atl. Div.	Lost to Providence in the second round, 4-1
2005-06	Lowell Lock Monsters	Tom Rowe	5th—Atl. Div.	Missed the playoffs by 20 points
2006-07	Albany River Rats	Tom Rowe	4th—East Div.	Lost to Hershey in the first round, 4-1
2007-08	Albany River Rats	Tom Rowe	3rd—East Div.	Lost to Philadelphia in the first round, 4-3
2008-09	Albany River Rats	Jeff Daniels	7th—East Div.	Missed the playoffs by 20 points
2009-10	Albany River Rats	Jeff Daniels	2nd—East Div.	Lost to Hershey in the second round, 4-0
2010-11	Charlotte Checkers	Jeff Daniels	3rd—East Div.	Lost to Binghamton in the third round, 4-0
2011-12	Charlotte Checkers	Jeff Daniels	3rd—Midwest Div.	Missed the playoffs by one point
2012-13	Charlotte Checkers	Jeff Daniels	2nd—West Div.	Lost to Oklahoma City in the first round, 3-2
2013-14	Charlotte Checkers	Jeff Daniels	4th—West Div.	Missed the playoffs by six points
2014-15	Charlotte Checkers	Jeff Daniels	4th—West Div.	Missed the playoffs by 18 points
2015-16	Charlotte Checkers	Mark Morris	5th—Central Div.	Missed the playoffs by 0.011 percentage points
2016-17	Charlotte Checkers	Ulf Samuelsson	4th—Central Div.	Lost to Chicago in the first round, 3-2
2017-18	Charlotte Checkers	Mike Velucci	3rd—Atlantic Div.	Lost to Lehigh Valley in the second round, 4-1

MINOR LEAGUE AFFILIATE LEADING SCORER

YEAR	TEAM	PLAYER	GP	G	A	PTS	PIM
1979-80	Springfield Indians	Jean Savard	78	28	43	71	60
1980-81	Binghamton Whalers	Ray Allison	74	31	39	70	81
1981-82	Binghamton Whalers	Bob Sullivan	74	47	43	90	44
1982-83	Binghamton Whalers	Ross Yates	77	41	84*	125*	28
1983-84	Binghamton Whalers	Ross Yates	68	35	73*	108	82
1984-85	Binghamton Whalers	Paul Gardner	64	51*	79*	130**	10
1985-86	Binghamton Whalers	Daryl Evans	69	40	52	92	50
1986-87	Binghamton Whalers	Mike Millar	61	45	32	77	38
1987-88	Binghamton Whalers	Mike Richard	72	46	48	94	23
1988-89	Binghamton Whalers	Terry Yake	75	39	56	95	57
1989-90	Binghamton Whalers	James Black	80	37	35	72	34
1990-91	Springfield Indians	Michel Picard	77	56*	40	96	61
1991-92	Springfield Indians	Shawn Evans	80	11	67	78	81
1992-93	Springfield Indians	Leonid Toropchenko	71	31	30	61	59
1993-94	Springfield Indians	Mike Tomlak	79	44	56	100	53
1994-95	Springfield Falcons	Robert Petrovicky	74	30	52	82	121
1995-96	Springfield Falcons	Iain Fraser	53	24	47	71	27
1996-97	Springfield Falcons	Juha Ylonen	70	20	41	61	6
1997-98	Beast of New Haven	Kevin Brown	67	28	44	72	65
1998-99	Beast of New Haven	Shane Willis	73	31	50	81	49
1999-00	Cincinnati Cyclones	Gilbert Dionne	81	34	49	83	88
2000-01	Cincinnati Cyclones	Greg Koehler	80	35	36	71	122
2001-02	Lowell Lock Monsters	Jeff Heerema	76	33	37	70	90
2002-03	Lowell Lock Monsters	Ryan Bayda	53	11	32	43	32
2003-04	Lowell Lock Monsters	Mike Zigomanis	61	17	35	52	56
2004-05	Lowell Lock Monsters	Eric Staal	77	26	51	77	88
2005-06	Lowell Lock Monsters	Keith Aucoin	72	29	56	85	68
2006-07	Albany River Rats	Keith Aucoin	65	27	72	99	108
2007-08	Albany River Rats	Jamie Johnson	79	21	37	58	28
2008-09	Albany River Rats	Jerome Samson (tied)	70	22	32	54	56
2009-10	Albany River Rats	Jerome Samson	74	37	41	78	66
2010-11	Charlotte Checkers	Zach Boychuk	60	22	43	65	48
2011-12	Charlotte Checkers	Chris Terry	74	16	43	59	67
2012-13	Charlotte Checkers	Chris Terry	70	25	35	60	40
2013-14	Charlotte Checkers	Zach Boychuk	69	36*	38	74	55
2014-15	Charlotte Checkers	Justin Shugg	65	21	22	43	28
2015-16	Charlotte Checkers	Derek Ryan	70	23	32	55	24
2016-17	Charlotte Checkers	Andrew Poturalski	74	19	33	52	34
2017-18	Charlotte Checkers	Lucas Wallmark	45	17	38	55	16

*Indicates an AHL Leading Figure
**Indicates an AHL Record Figure

FOUNDATION ACTIVITIES AND FUNDRAISING EVENTS

FOUNDATION SUPPORT

As the charitable arm of the Carolina Hurricanes, the Carolina Hurricanes Foundation takes pride in being a part of the community both on and off the ice. The Foundation provides funding to children's nonprofits with a health or education focus throughout North Carolina. Since the Foundation's inception in 1997, more than $14.5 million has been donated through cash grants and in-kind support to youth-serving organizations. Together, the Hurricanes players, coaches, and entire organization take pride in being actively involved in our community and are committed to making a positive impact where we live, work, and play.

During the 2017-18 season, the Carolina Hurricanes Foundation awarded $495,000 in cash grants to 24 children's charities and youth hockey organizations in North Carolina. Grants are awarded through three cycles: Game Changer, GOAL, and Future Canes. Each organization is subject to site visits and are required to provide use of funds summary reports.

Prior to the 2018-19 season, the Foundation changed its name from the Kids 'N Community Foundation to the Carolina Hurricanes Foundation. The Foundation remains committed to the North Carolina community and is dedicated to children's health and education with a focus on underserved populations.

FOUNDATION FUNDRAISERS

The Carolina Hurricanes Foundation is able to increase its collective community impact with unique and interactive fundraisers with our team. The Foundation's signature, annual fundraisers include the Alumni Game, Canes 5k, Canes Bash, Golf Tournament, and Skate with the Canes—combined these events raised more than $620,000 in revenue in the 2017-18 season to support the community. The success of these events, as well as the overall success of the Foundation, relies on support from fans, Hurricanes players, coaches, front office executives, broadcasters, and staff.

Corporate partners generously supported the Foundation through various initiatives including the Carolina Ale House Points for Kids program and Paper Heart & Magnet campaign, KIOTI Assist for Hunger campaign, Mercury Gate Score One for the Community, and Tito's Vodka for Dog People. Additionally, every home game features a silent auction showcasing unique, autographed memorabilia, raising $97,000 in 2017-18. The 24-Hour Bike Challenge, mystery item sales, and the We Love the Hurricanes Luncheon round out the Foundation's fundraising efforts.

COMMUNITY INITIATIVES

PICK UP A BOOK AND READ

The Pick Up a Book and Read program works to get children in third, fourth and fifth grade excited about reading by giving them the opportunity to log their minutes read over a period of six weeks. Students who read are rewarded with prizes such as school visits, tickets and even autographed jerseys. During the 2017-18 Pick Up a Book and Read program, nearly 900 students in 75 classrooms read nearly 1.4 million minutes. Each participating student received a certificate of accomplishment, and each student that read over 1,500 minutes and 2,500 minutes received a special prize. The five schools that read the most minutes were recognized with a visit from Stormy, Hurricanes alumnus Shane Willis, and members of the Community Relations department. The top five students in the program's annual essay contest and top five overall readers from each grade level were invited to a recognition luncheon at PNC Arena hosted by Mike Maniscalco, Carolina Hurricanes television reporter and web host. Stormy was on hand to celebrate the accomplishments of the students at the luncheon by presenting certificates and prizes.

CHARITY DRIVES

The Carolina Hurricanes strive to make an impact on the community through charity drives throughout the season. The drives help local and state charities collect goods that will help them in their mission. Seven charity drives benefitted 12 different North Carolina charities, with donations varying from books for children to snacks for military service men and women. Hurricanes fans are invited to participate by bringing goods to support the various drives and charities. These drives allowed Hurricanes fans to make giving back part of their game day experience.

- Caniac Carnival Blood Drive: The Hurricanes partnered with UNC REX Healthcare to host a blood drive during Caniac Carnival. The blood drive benefitted Rex Blood Services.
- Stock the Pantry Food Drive: The Stock the Pantry Food Drive was presented by Harris Teeter and benefitted Inter-Faith Food Shuttle and TABLE. Fans were invited to donate non-perishable food items from Nov. 7-13. Over 700 items were collected during the week.
- Hurricanes Holiday Toy Drive: The Hurricanes Holiday Toy Drive presented by Buffalo Brothers was held from Dec. 11-16. Hurricanes fans were encouraged to donate new, unwrapped board games, arts & crafts supplies, coloring books, action figures, Barbies, puzzles and educational & learning toys. About 500 toys were collected and donations benefitted the UNC Children's Hospital and StepUp Ministry.
- Book Drive: Between Jan. 8-14, the Hurricanes collected new and gently used books for children ages newborn to middle school. Six hundred and fifty books were donated to Read and Feed and WAKE Up and Read.
- Military Appreciation Drive: In conjunction with Military Appreciation, the Hurricanes hosted a military drive to benefit servicemen and women through a partnership with the USO. 1,250 packs of jerky snacks, granola bars and chewing gum were collected to be given to soldiers.
- Pet Supply Drive: From March 26-31, Hurricanes fans donated various pet supplies including dog and cat food, treats, cat litter and more to benefit the SPCA of Wake County and Second Chance Pet Adoptions. Over 310 items were collected and donated to these local animal shelters.
- School Supply Drive: During Summerfest from June 24-30, fans heading into Development Camp and the Summerfest Celebration donated school supplies to be sent to Junior Achievement of Eastern North Carolina and El Centro Hispano. Over 1,060 school supplies were donated by Hurricanes fans.

HOCKEY FIGHTS CANCER

The Carolina Hurricanes hosted their annual Hockey Fights Cancer awareness night on November 19, 2017. Cancer awareness, research and support groups were on the concourse to speak with fans and promote their respective groups. The Carolina Hurricanes Foundation silent auction consisted of Hockey Fights Cancer themed baskets with proceeds benefitting the cancer organizations in attendance. Cancer survivors, patients, and family members were nominated to be the evening's siren sounder and Olympia riders. Fans had the opportunity to share who they fought for by creating their own "I Fight For" card on the concourse before the game. Hockey Fights Cancer unites the hockey community in support of cancer patients & their families. The initiative gets an assist from players, coaches, officials, broadcasters, equipment managers, front office staff, corporate partners & fans. Together, the hockey community looks to inspire hope and courage for those who are living with, going through & moving past cancer.

HOCKEY IS FOR EVERYONE

Hockey is for Everyone reaffirms that the official policy of the sport is one of inclusion on the ice, in our locker rooms and in the stands. Around the League and in our communities, the Hurricanes celebrate hockey's diversity and our unwavering commitment to respect for all.

- Capital City Crew: The Capital City Crew is provides an opportunity for inner-city youth ages 8-14 to play ice hockey through our partnerships with the Wake County Boys & Girls Clubs, and the Carolina Hurricanes. This program teaches life skills and positive character traits such as leadership, gamesmanship, respect, cooperation, industriousness, honesty, and integrity through the sport of ice hockey. This program is home to over 90 players this season.
- Triangle Special Hockey Association: Triangle Special Hockey helps educate, motivate and encourage individuals, who have developmental and/or physical disabilities to participate in the sport of ice hockey in an environment that is adapted to the level of ability of the participating athletes. This year there are over 75 participants in Triangle Special Hockey.
- Triangle Sled Hockey Association: Sled hockey is played by a wide range of players with a variety of mobility limitations: amputees, spinal cord injuries, spina bifida, along with anyone who has a permanent disability that limits participation in stand-up hockey. With the support of the Carolina Hurricanes, Triangle Special Hockey has provided numerous opportunities to these players.

HOCKEY IS FOR EVERYONE (CONT.)

- Girls Hockey: With the growth of women's hockey across the country, the Carolina Hurricanes have helped increase numbers locally by providing the First Goal program, Girls Try Hockey for Free events, IIHF Girls Hockey weekend events, and RYHA Jr. Hurricanes Girls programs. Through these efforts, the Carolinas have seen significant growth in women's hockey.
- You Can Play: The NHL and National Hockey League Players' Association (NHLPA) partnered with You Can Play, to ensure acceptance for all who participate in our game. You Can Play works to ensure safety and inclusion for all who participate in sports, including LGBTQ athletes, coaches, and fans. You Can Play believes sports teams should focus on an athlete's skills, work ethic, and competitive spirit, not their sexual orientation and/or gender identity. The Hurricanes hosted a You Can Play Night on February 9, 2018. During the game, LGBTQ organizations were present on the concourse and several leaders in the local LGBTQ community were recognized. In addition, several Hurricanes players warmed up with specially Pride Tape wrapped sticks.

READVOLUTION

Readvolution was a new partnership between the Carolina Hurricanes and Wake County Public Schools. The program challenged 114 elementary schools to read 2,020 books, asking individual students to perform 20 minutes of reading outside the classroom each day during the first semester, from Oct. 2 through Jan. 12. As they achieve goals, students and teachers were rewarded with free tickets to Hurricanes games, school appearances from Stormy and the Pepsi Storm Squad, teacher recognitions and more.

POWER PLAY PROGRAM

The Power Play Program presented by Novo Nordisk was a 60-minute exercise program broken down into three periods focusing on strength, cardio and free play, designed to help educate students on the importance of leading a healthy lifestyle while demonstrating proper physical fitness routines and techniques. Students were challenged to exercise 60 minutes a day over the month-long program (totaling 20 total hours of exercise) and once they achieved the goal, each student received a complimentary ticket to a Hurricanes game.

CANES CARE

Annually, the Carolina Hurricanes and PNC Arena staff proudly participate in Canes Care, a community outreach program. During the offseason, 57 staff members volunteered over 1,400 hours of time in the North Carolina community. Staff volunteered with the following organizations: Autism Society of NC, Boys and Girls Club of Wake County, East Durham Children's Initiative, Food Bank of Central and Eastern NC, Passage Home, USO of NC, and The Green Chair Project. Additionally, as part of NHL Green, staff participated in a park clean-up at Lake Crabtree Park.

COMMUNITY WALKS

Each year, the Carolina Hurricanes forms a team to participate in the Triangle Heart Walk. The Canes with Heart team had 14 participants and helped raise $1,000 for the American Heart Association.

ST. BALDRICK'S

The Carolina Hurricanes staff and fans once again raised funds and awareness for the St. Baldrick's Foundation in 2017-18. On March 13, 2018, professional barbers from corporate partner Sports Clips volunteered to shave heads on PNC Arena's South Plaza. Fans received two tickets to the game that night in exchange for losing their locks in support of the cause. There were a total of 123 fans that shaved their heads and $56,993 was raised for the St. Baldrick's Foundation. The Carolina Hurricanes partnership with St. Baldrick's has raised close to $457,000 and led to over 1,300 heads being shaved over its nine-year span.

TICKET PROGRAMS

HURRICANES HEROES

Hurricanes Heroes is a program where tickets are donated to the community relations department by local businesses and season ticket members. The tickets are then distributed by the Carolina Hurricanes Foundation to local children's charities and organizations at no cost. Over 500 tickets were donated to non-profit organizations in our community during the 2017-18 season.

PLAYER EFFORTS

STAAL FAMILY FOUNDATION

Carolina Hurricanes forward Jordan Staal and his wife, Heather, donated a 12-person, all-inclusive luxury suite every home game to children battling cancer and their families and friends. During the 2017-18 season, 42 different children and their families visited the Staal Family Foundation suite. In addition to enjoying a hockey game VIP style, each child received a Staal Family Foundation t-shirt to commemorate the experience and was recognized on the video board during the game.

TRUE DEFENDERS

Carolina Hurricanes defenseman Justin Faulk created the True Defenders program supported by Fonville Morisey, to provide a full game-night experience for military service groups and their guests. At six games throughout the season a group was chosen to receive an all-inclusive VIP suite experience including food and beverage, a True Defenders long-sleeve shirt and hat personally designed by Faulk and a meet-and-greet with Faulk following the game.

ME FINE FOUNDATION SUITE

Carolina Hurricanes alumnus and ambassador Erik Cole partnered with the Me Fine Foundation to provide a 14-person, all-inclusive suite to critically ill children and their families. In addition to enjoying a hockey game, the families were provided with food and beverage and they were recognized on the video board during the game. During the 2017-18 season, 17 different children and their families were able to use the suite. The Me Fine Foundation provides financial and emotional support to over 1,500 critically ill children.

APPEARANCES

Each season, the Carolina Hurricanes partner with charitable organizations to host community days with our players and alumni to give back to deserving organizations.

Oct. 31 – The entire Carolina Hurricanes team participated in the annual hospital visits. They visited REX Hospital, UNC Children's Hospital, and WakeMed Hospital to take photos, sign autographs and offer well wishes. In addition, the team dressed in Halloween costumes and passed out candy and other gifts to patients.
Nov. 22 – The Carolina Hurricanes continued its annual Thanksgiving partnership with Helping Hand Mission by delivering 450 turkeys to area families. Hurricanes staff and Canes alumni Erik Cole & Shane Willis were on hand to help pass out turkeys and other non-perishable food. The turkeys were provided through the Tickets for Turkeys campaign where a portion of every ticket sold went towards the purchase of turkeys. This was the seventh year of the Hurricanes partnership with Helping Hand Mission which assists families on a one-on-one basis with clothing, furniture and shelter.
Dec. 22 – The Hurricanes continued their tradition of hosting a shopping trip with students from Durham Nativity School for their annual holiday community day. Jaccob Slavin, Haydn Fleury, Phil Di Giuseppe, and Trevor van Riemsdyk each partnered with one student and helped them select and purchase presents for their families and a special present for themselves for the holidays. The mission of Durham Nativity School is to provide a tuition-free, enriched learning environment and an eleven-year support system for middle school boys in Durham. The Carolina Hurricanes Foundation awarded a $150,000 GOAL grant to the school for scholarships in 2015.
Jan. 31 – Trevor van Riemsdyk and Haydn Fleury joined the Capital City Crew for a practice at PNC Arena to wrap up the Crew's 2017-18 season. Capital City Crew is part of the National Hockey League's Hockey is for Everyone initiative and supported by the Carolina Hurricanes Foundation. The program provides an opportunity for inner-city youth ages 8-14 to play ice hockey through partnerships with the Wake County Boys & Girls Clubs, Raleigh Youth Hockey Association and the Carolina Hurricanes. In addition, the players are taught life skills and positive character traits such as leadership, gamesmanship, respect, honesty and integrity through the sport of ice hockey.
Feb. 21 – Nearly 10,000 Wake County Public School System elementary students visited PNC Arena during the Cool School Field Trip to celebrate the Readvolution partnership. The students watched practice, participated in a Q&A session, and cheered on their teachers during on- and off-ice contests.

FAN DEVELOPMENT

STORMY

From energizing fans during games to showing off on the ice, Carolina Hurricanes mascot Stormy, is a key part of the Canes game day experience. When he's not interacting with fans at PNC Arena, you may find Stormy taking his act on the road to share his unique style of fun with others. The loveable ice hog makes appearances in the Triangle, across North Carolina and across the nation, at schools, community events, churches, hospitals, birthday parties, NHL events, awareness walks and other non-profit events throughout the year.

STORM SQUAD

The Pepsi Storm Squad was the first, and continues to be one of the best, fan development teams in the NHL. They are a key component to the organization, not just in-game, but out and about in the community and all throughout North Carolina as well. Members add to the home game experience by interacting with fans on the concourse, visiting suites, aiding in promotions and helping with multiple initiatives that benefit our local community. Outside of the Arena, the Storm Squad can be found at awareness walks and charity golf tournaments, as well as community festivals and fundraising events. Last year they appeared at over 125 events in the community.

Each year the Pepsi Storm Squad hosts a Junior Storm Squad clinic for girls ages 7-13. During the clinic, the Junior Storm Squad spends the day participating in activities focusing on the importance of leadership, perseverance, community service and self-confidence.

KIDS CLUB

The Hurricanes Hockey Kids Club has welcomed young fans into the Canes family for ten seasons. The Kids Club, led by the Hurricanes mascot Stormy, strives to develop a strong passion for hockey at a young age with the hopes of inspiring lifelong fans. This club presents members with opportunities such as exclusive merchandise and gear, ticket deals, access to official member-only parties, as well as autograph and Q&A sessions with players. Kids, ages 14 and under, can join the club to get in on the fun.

CAROLINA HURRICANES MOBILE TOUR

The Carolina Hurricanes Mobile Tour brings an interactive NHL experience to kids and adults alike at various community events, festivals and fairs throughout North Carolina. Inside the Canes Mobile Tour unit, fans have the opportunity to create a personalized trading card, sit in a replica Hurricanes locker stall and have a photo taken, immerse themselves in Hurricanes history with interactive touchscreens, view a replica of the Stanley Cup, and compare heights to that of Canes defenseman Jaccob Slavin.

The Canes Mobile Tour was introduced in February 2018 and has appeared at over 20 community events around North Carolina.

CYAH – CANES YOUTH & AMATEUR HOCKEY

To strengthen our involvement in the local youth and amateur hockey community, the Carolina Hurricanes created Canes Youth and Amateur Hockey (CYAH) during the 2006-07 season. CYAH continues to have a presence in and provide sponsorship to the local community to grow youth hockey at all skill levels. The number of local youth hockey players has increased ten-fold since the program's inauguration, and the numbers continue to climb.

Led by former Hurricane Shane Willis, the CYAH program has steadily increased its initiatives and investments in local youth hockey over the past year. CYAH utilizes hockey to build personal character and foster teamwork and dedication in young players. It has promoted interest in youth and amateur hockey programs throughout the state of North Carolina from individuals just starting to play to college level and hosted many major in-house hockey clinics each season.

JUNIOR HURRICANES

Now entering its 12th season, the Junior Hurricanes program is coming off another successful campaign. The Junior Hurricanes program (RYHA) included teams at the AAA, AA and A levels. The Jr. Hurricanes were extremely proud that RYHA alumnus, Josh Wesley, was drafted in the fourth round of the 2014 NHL Draft to the Carolina Hurricanes, Skylar Brind'Amour being drafted in the 6th round to the Edmonton Oilers during the 2017 Draft, and this past summer Raleigh native Tyler Weiss being drafted in the 4th round to the Colorado Avalanche. With several players moving on to top junior programs in Canada and the United States, the Jr. Hurricanes remain committed to developing young players and giving them every opportunity to succeed at the next level. In February 2011, the Junior Hurricanes 12U AA team won the Quebec International Pee Wee Hockey Tournament, B division. This past season, the Junior Hurricanes Tier 2 U18 AA team won the USA Hockey Tier 2 National Tournament.

CAROLINA HURRICANES FIRST GOAL PROGRAM

The National Hockey League's Carolina Hurricanes teamed up with the NHL and NHLPA to bring a new Gold Standard Learn to Play First Goal initiative to the Triangle. This past year, the Hurricanes First Goal initiative provided 780 children ages 5 through 9 with hockey equipment as well as the opportunity to enjoy seven on-ice instructional hockey sessions. To increase the number of kids playing the sport of hockey in a fun and effective program, we have created this Gold Standard hockey program. By reducing the cost barrier of getting started, parents have no risk in letting their son or daughter try the sport. By using age specific training from USA hockey and NHL alumni players to facilitate, each new player will not only feel comfortable on the ice but have a positive experience while on the ice.

Participants enrolled in the program are introduced to the game of hockey by Hurricanes alumni and received brand-new equipment. The Carolina Hurricanes First Goal initiative was offered at the following rinks: Polar Ice House (Cary, Wake Forest, Garner location, Raleigh Center Ice, and IcePlex), Hillsborough Sportsplex, Greensboro, Charlotte Bojangles Arena, Extreme Ice Center – Indian Trail, and Cleland Ice Rink – Ft. Bragg.

IN-SCHOOL HOCKEY CLINICS

For over 12 years, the in-school hockey clinic partnership that the Carolina Hurricanes has with Wake County Public School System continues to thrive. Each year, the Hurricanes visit over 25 schools for clinics, teaching over 10,000 local students how to play hockey. These clinics combine hockey education and character building activities that focus on teamwork, leadership and sportsmanship. Students who attended the clinics were always excited to learn a new sport, and the opportunity to promote hockey among local youth directly aligns with CYAH's initiatives.

With the assistance of the NHL's Industry Growth Fund, the Hurricanes took their In-School Program to the next level during the 2017-18 season. Twenty-five schools and after-school programs received full sets of Hurricanes-branded floorball equipment, allowing those programs to teach floor hockey as part of their regular curriculum. An additional 25 programs will be receiving gear on donation in 2018-19.

RINK DEVELOPMENT AND REBRANDING

During the 2017-18 season, the Hurricanes began working on large-scale changes to our local rinks with paint and graphics updates. This is a three-year NHL Industry Growth Fund project to increase the Hurricanes footprint in the local hockey community. Polar Ice House locations in Cary, Garner and Wake Forest are all a part of these updates, as well as Raleigh Iceplex, Raleigh Center Ice, and the Orange County Sportsplex in Hillsborough. Rinks have all received paint makeovers with Canes colors and will continue to see graphics updates in the form of player images, logos, and dashboards.

JUNIOR HURRICANES PEE WEE QUEBEC TOURNAMENT

Over 17 years, the Hurricanes have provided countless memories for more than 260 young men and women who have been a part of this one-of-a-kind tournament. The tournament takes place in Quebec City over 12 days, during which participants are exposed to culture as well as competition, staying with French-speaking families and learning about the French-Canadian way of life. The Quebec Pee-Wee Tournament has produced an amazing number of future NHL hockey players. The list includes Hall of Fame players Mark Messier, Mario Lemieux and Ron Francis, along with current Carolina Hurricanes.

The February 2011 tournament proved to be one of the most exciting for the program, as the 11- and 12-year-old team won their bracket for the first time. The team posted a 6-0 record in the International-B tournament, outscoring their opponents 32-6, and boasted eight of the top ten scorers in the division. That year, the Junior Hurricanes earned major victories against competition from Salt Lake City, England, Canada, Colorado, Anaheim and Switzerland.

RALEIGH YOUTH HOCKEY ASSOCIATION PARTNERSHIP

A new hockey partnership was formed on March 22, 2007, as Canes Youth and Amateur Hockey (CYAH) joined together with the Raleigh Youth Hockey Association (RYHA). The partnership allowed the Hurricanes to lend their name, insight and marketing abilities to RYHA. RYHA also received a grant from the Carolina Hurricanes Foundation that allows for scholarships to be provided at all three levels of competition.

POLAR ICE HOUSE

The Carolina Hurricanes announced a new sponsorship with the Polar Ice House in 2014-15. The sponsorship focuses on programming that offers players of all skill levels the opportunity to learn, train and grow in a competitive, organized environment at the Cary, Garner and Wake Forest Polar Ice House locations. This has expanded to the Polar Iceplex and at Raleigh Center Ice. The goal is to continue to support the growth of the sport locally and encourage kids to lace up their skates and get out on the ice.

TRIANGLE SPECIAL HOCKEY ASSOCIATION

The Carolina Hurricanes are proud sponsors of the CAT5CANES, a local hockey program that helps bring the sport to physically and mentally disabled kids at no cost to their families. Entering its sixth season, the CAT5CANES has grown from seven players in its first season to more than 80. Initially providing a place for the kids to learn to skate and try the sport, the program took a team to a National Tournament in Maryland in April 2010 and has not looked back since. In addition to the local program, CAT5CANES has helped start similar programs in neighboring cities. Triangle Special Hockey is also proud to offer a sled hockey program for mobility impaired players that is open to players of all ages and continues to attract more participants each year.

HURRICANES ALUMNI ASSOCIATION

The Hurricanes established the Carolina Hurricanes Alumni Association in 2011 to allow former players to continue to work with the team and the Carolina Hurricanes Foundation after retirement, through appearances and community outreach. The Alumni Association also gives former Hurricanes players and staff members a way to connect with their former teammates and coworkers, as well as the current team.

The Hurricanes Alumni held their seventh annual Alumni Fantasy Game, presented by Lenovo, on January 13, 2018. The annual event provides fans a chance to skate in a game with former Hurricanes players on the ice at PNC Arena. The 2018 Alumni Game featured 11 players: Rod Brind'Amour, Erik Cole, Tim Gleason, Jeff Daniels, Tim Brent, Shane Willis, Steve Rice, Robert Kron, Jesse Boulerice, Bates Battaglia, and Bryan Bickell. All proceeds benefited the Carolina Hurricanes Foundation, with a total of over $45,000 raised.

In addition to the Alumni Game, members of the Hurricanes Alumni Association participate in other Carolina Hurricanes Foundation events, such as the annual Foundation Golf Tournament and Canes Bash. Locally-based alumni are also active with the team's youth hockey initiatives, including the First Goal program, and make speaking and autograph appearances on behalf of the organization throughout the year.



OPPONENTS

2018-19 Opponents with Current Player, Team Information and Series Records

ANAHEIM **DUCKS**

2018-19 SCHEDULE

11/30/18	at CAR	7:30 p.m.
12/7/18	at ANA	10 p.m.

HURRICANES vs. ANAHEIM

ALL-TIME:	GP: 36	14-15-2-5	GF: 101	GA: 101
at home:	GP: 18	8-7-1-2	GF: 45	GA: 41
on road:	GP: 18	6-8-1-3	GF: 56	GA: 60
in overtime:	GP: 9	1-6-2		

Owners	Henry and Susan Samueli
Executive vice president/General manager	Bob Murray
Head coach	Randy Carlyle
Assistant coaches	Marty Wilford, Mark Morrison, Rich Preston
Goaltending coach	Sudarshan Maharaj
Director of media & communications	Alex Gilchrist
Media and communications manager	Steve Hoem
Publicist	Keren Lynch
General office	714/940-2900

Inaugural season	1993-94
Stanley Cup titles	1 (2007)
Home ice	Honda Center (1993)
Building capacity	17,174
2017-18 record	44-25-13
AHL affiliate	San Diego Gulls

SERIES RECORDS

Winning streak	3 (2x)	Last: 12/6/2005-10/19/2008
Losing streak	4 (2x)	Last: 11/10/2016-12/11/2017
Unbeaten streak	5	11/29/1998-2/8/2002
Goals scored	6	12/6/2005 (W, 6-2)
Goals allowed	6 (2x)	Last: 1/31/1997 (L, 3-6)
Goals, both teams	10	12/7/2016 (OT, 5-6 (SO))
Current CAR streak	1 loss / Winless in 4 straight games	
Current ANA streak	4 wins	

LAST TRANSACTION

6/27/2015 CAR acquired James Wisniewski from ANA in exchange for Anton Khudobin.

2017-18 SERIES RECAP

DUCKS WIN SEASON SERIES: 2-0-0 (HURRICANES: 0-1-1)

At CAROLINA HURRICANES		Attend	Goaltenders	Winning Goal
29 Oct '17	**Hurricanes 3 Ducks 4	10,108	Darling vs. Miller	(Corey Perry)

At ANAHEIM DUCKS			Attend	Goaltenders	Winning Goal
11 Dec '17	Hurricanes 2	Ducks 3	16,198	Darling vs. Gibson	Logan Shaw

SERIES STATISTICS

HURRICANES SPECIALTY TEAMS			DUCKS SPECIALTY TEAMS		
Power Play	1-6	16.7%	Power Play	0-2	0.0%
Penalty Killing	2-2	100.0%	Penalty Killing	5-6	83.3%

HURRICANES LEADING SCORERS

	GP	G	A	P	+/-	PIM
Jeff Skinner	2	1	2	3	-2	0
Justin Williams	2	1	2	3	2	0

DUCKS LEADING SCORERS

	GP	G	A	P	+/-	PIM
Derek Grant	2	2	0	2	2	0
Jakob Silfverberg	2	2	0	2	1	0
Logan Shaw	2	1	1	2	1	0
Andrew Cogliano	2	0	2	2	2	0

GOALTENDING

HURRICANES	GP	Min	W-L-OT	SO	GA	SA	SV	GAA	SV%
Scott Darling	2	124	0-1-1	0	6	48	42	2.91	.875

DUCKS	GP	Min	W-L-OT	SO	GA	SA	SV	GAA	SV%
John Gibson	1	60	1-0-0	0	2	30	28	2.00	.933
Ryan Miller	1	65	1-0-0	0	3	37	34	2.77	.919

ALL-TIME SEASON SERIES RECORDS

YEAR	OVERALL	HOME	ROAD	YEAR	OVERALL	HOME	ROAD	YEAR	OVERALL	HOME	ROAD
1993-94	0-2-0	0-1-0	0-1-0	2001-02	1-0-0-0	0-0-0-0	1-0-0-0	2010-11	1-0-0	1-0-0	0-0-0
1994-95	Did not play Western Conf. Teams			2002-03	0-2-0-0	0-1-0-0	0-1-0-0	2011-12	0-0-2	0-0-1	0-0-1
1995-96	2-0-0	1-0-0	1-0-0	2003-04	0-2-0-0	0-1-0-0	0-1-0-0	2012-13	Did not play Western Conf. Teams		
1996-97	1-1-0	1-0-0	0-1-0	2005-06	1-0-0	0-0-0	1-0-0	2013-14	1-1-0	1-0-0	0-1-0
1997-98	2-0-0	1-0-0	1-0-0	2006-07	1-0-0	1-0-0	0-0-0	2014-15	0-1-1	0-1-0	0-0-1
1998-99	1-1-0	1-0-0	0-1-0	2007-08	Did not play Pacific Div. Teams			2015-16	1-1-0	0-1-0	1-0-0
1999-00	0-0-1-0	0-0-1-0	0-0-0-0	2008-09	1-1-0	0-1-0	1-0-0	2016-17	0-1-1	0-1-0	0-0-1
2000-01	1-0-1-0	1-0-0-0	0-0-1-0	2009-10	0-1-0	0-0-0	0-1-0	2017-18	0-1-1	0-0-1	0-1-0

ALL-TIME SEASON GAME RESULTS *(*Overtime **Shootout)*

1/14/1994	L	3-6	at	ANA	11/11/1998	L	4-5*	at	ANA	12/31/2003	L	1-3		ANA	2/8/2012	OT	2-3*	at	ANA	11/10/2016	L	2-4		ANA
3/26/1994	L	2-3		ANA	11/29/1998	W	3-1		ANA	2/4/2004	L	2-3	at	ANA	2/23/2012	OT	2-3**		ANA	12/7/2016	OT	5-6**	at	ANA
10/11/1995	W	3-2		ANA	1/7/2000	T	4-4*		ANA	12/6/2005	W	6-2	at	ANA	11/15/2013	W	3-2**		ANA	10/29/2017	OT	3-4**		ANA
2/2/1996	W	4-3	at	ANA	1/14/2001	W	4-0		ANA	12/29/2006	W	4-2		ANA	3/2/2013	L	3-5	at	ANA	12/11/2017	L	2-3	at	ANA
10/24/1996	W	4-1		ANA	2/11/2001	T	2-2*	at	ANA	10/19/2008	W	3-1	at	ANA	2/3/2015	OT	4-5*	at	ANA					
1/31/1997	L	3-6	at	ANA	2/8/2002	W	4-1	at	ANA	11/30/2008	L	1-4		ANA	2/12/2015	L	1-2		ANA					
12/30/1997	W	2-1		ANA	2/9/2003	L	1-2	at	ANA	11/25/2009	L	2-3	at	ANA	11/16/2015	L	1-4		ANA					
3/8/1998	W	3-1	at	ANA	2/23/2003	L	0-4		ANA	12/18/2010	W	4-2		ANA	12/11/2015	W	5-1	at	ANA					

ARIZONA **COYOTES**

2018-19 SCHEDULE

11/2/18	at ARI	10 p.m.
12/16/18	at CAR	1 p.m.

HURRICANES vs. ARIZONA

ALL-TIME:	GP: 78	39-30-8-1	GF: 269	GA: 250
at home:	GP: 39	18-15-6-0	GF: 130	GA: 119
on road:	GP: 39	21-15-2-1	GF: 139	GA: 131
in overtime:	GP: 14	6-2-4		

Owner, chairman & governor	Andrew Barroway
President of hockey operations and general manager	John Chayka
Head coach	Rick Tocchet
Assistant coaches	John MacLean, Scott Allen
Goaltending coach	Corey Schwab
Executive vice president, communications and broadcasting	Rich Nairn
Director, media relations	Greg Dillard
Coordinator, media relations	Jeffrey Sanders
General office	623/772-3200

Inaugural season	1972-73 (Winnipeg WHA); 1979-80 (NHL); 1996-97 (Phoenix – name changed to Arizona, 2014-15)
Stanley Cup titles	None
Home ice	Gila River Arena (2003)
Building capacity	17,125
2017-18 record	29-41-12
AHL affiliate	Tucson Roadrunners

SERIES RECORDS

Winning streak	5	12/14/2013-12/12/2015
Losing streak	4 (2x)	Last: 2/26/2003-1/4/2007
Unbeaten streak	5 (3x)	Last: 12/14/2013-12/12/2015
Goals scored	8 (3x)	Last: 11/23/1985 (W, 8-1)
Goals allowed	8 (3x)	Last: 12/3/2005 (L, 4-8)
Goals, both teams	15	1/18/1993 (L, 7-8)
Current CAR streak	1 win / Points in 3 straight games	
Current ARI streak	1 loss	

LAST TRANSACTION

5/3/2018 CAR acquired forward Jordan Martinook and a fourth-round pick in the 2018 NHL Draft (96th overall – Luke Henman) from ARI in exchange for forward Marcus Kruger and a third-round pick in the 2018 NHL Draft (73rd overall – Ty Emberson).

2017-18 SERIES RECAP

HURRICANES WIN SEASON SERIES: 1-0-1 (COYOTES: 1-1-0)

At CAROLINA HURRICANES			Attend	Goaltenders	Winning Goal
22 Mar '18	Hurricanes 6	Coyotes 5	10,535	Ward vs. Kuemper	Jeff Skinner

At ARIZONA COYOTES			Attend	Goaltenders	Winning Goal
04 Nov '17	**Hurricanes 1	Coyotes 2	12,019	Darling vs. Raanta	(Derek Stepan)

SERIES STATISTICS

HURRICANES SPECIALTY TEAMS			COYOTES SPECIALTY TEAMS		
Power Play	0-4	0.0%	Power Play	1-5	20.0%
Penalty Killing	4-5	80.0%	Penalty Killing	4-4	100.0%

HURRICANES LEADING SCORERS

	GP	G	A	P	+/-	PIM
Jeff Skinner	2	2	1	3	2	0
Phillip Di Giuseppe	1	1	2	3	2	0
Sebastian Aho	2	0	3	3	4	2
Jaccob Slavin	2	0	3	3	2	0

COYOTES LEADING SCORER

	GP	G	A	P	+/-	PIM
Clayton Keller	2	2	1	3	0	0

GOALTENDING

HURRICANES	GP	Min	W-L-OT	SO	GA	SA	SV	GAA	SV%
Cam Ward	1	60	1-0-0	0	5	33	28	5.00	.848
Scott Darling	1	65	0-0-1	0	1	24	23	0.93	.958

COYOTES	GP	Min	W-L-OT	SO	GA	SA	SV	GAA	SV%
Antti Raanta	1	65	1-0-0	0	1	37	36	0.93	.973
Darcy Kuemper	1	58	0-1-0	0	6	30	24	6.19	.800

ALL-TIME SEASON SERIES RECORDS

YEAR	OVERALL	HOME	ROAD	YEAR	OVERALL	HOME	ROAD	YEAR	OVERALL	HOME	ROAD
1979-80	2-2-0	2-0-0	0-2-0	1992-93	1-2-0	0-1-0	1-1-0	2006-07	0-1-0	0-1-0	0-0-0
1980-81	3-0-1	1-0-1	2-0-0	1993-94	1-0-1	1-0-0	0-0-1	2007-08	Did Not Play Pacific Div. Teams		
1981-82	2-1-0	1-1-0	1-0-0	1994-95	Did Not Play Western Conf. Teams			2008-09	2-0-0	1-0-0	1-0-0
1982-83	1-1-1	0-0-1	1-1-0	1995-96	1-1-0	0-1-0	1-0-0	2009-10	0-1-0	0-1-0	0-0-0
1983-84	0-2-1	0-1-1	0-1-0	1996-97	2-0-0	1-0-0	1-0-0	2010-11	1-0-0	0-0-0	1-0-0
1984-85	1-2-0	0-1-0	1-1-0	1997-98	1-0-1	0-0-1	1-0-0	2011-12	0-1-0	0-1-0	0-0-0
1985-86	2-1-0	2-0-0	0-1-0	1998-99	0-0-1	0-0-0	0-0-1	2012-13	Did Not Play Western Conf. Teams		
1986-87	1-1-1	0-0-1	1-1-0	1999-00	0-2-0-0	0-1-0-0	0-1-0-0	2013-14	1-1-0	0-1-0	1-0-0
1987-88	2-1-0	2-0-0	0-1-0	2000-01	1-1-0-0	0-1-0-0	1-0-0-0	2014-15	2-0-0	1-0-0	1-0-0
1988-89	2-1-0	1-0-0	1-1-0	2001-02	1-0-0-0	1-0-0-0	0-0-0-0	2015-16	2-0-0	1-0-0	1-0-0
1989-90	1-2-0	0-2-0	1-0-0	2002-03	1-1-0-0	1-0-0-0	0-1-0-0	2016-17	1-1-0	0-1-0	1-0-0
1990-91	1-2-0	1-0-0	0-2-0	2003-04	0-1-0-0	0-1-0-0	0-0-0-0	2017-18	1-0-1	1-0-0	0-0-1
1991-92	2-0-1	0-0-1	2-0-0	2005-06	0-1-0	0-0-0	0-1-0				

ALL-TIME SEASON GAME RESULTS

*(*Overtime **Shootout)*

11/14/1979	L	2-3	at	ARI	(WPG)	1/26/1984	L	2-6		ARI	(WPG)	11/10/1989	W	4-2	at	ARI	(WPG)	10/5/1996	W	1-0		ARI	(PHX)	2/7/2009	W	7-2	at	ARI	(PHX)
1/21/1980	W	7-2		ARI	(WPG)	10/24/1984	L	4-8	at	ARI	(WPG)	1/3/1990	L	2-4		ARI	(WPG)	11/14/1996	W	2-1	at	ARI	(PHX)	3/13/2010	L	0-4		ARI	(PHX)
2/15/1980	W	5-4		ARI	(WPG)	11/7/1984	L	0-3		ARI	(WPG)	2/24/1990	L	1-3		ARI	(WPG)	12/5/1997	T	2-2*		ARI	(PHX)	10/23/2010	W	4-3*	at	ARI	(PHX)
3/26/1980	L	0-7	at	ARI	(WPG)	2/19/1985	W	6-2	at	ARI	(WPG)	11/9/1990	L	4-5	at	ARI	(WPG)	3/6/1998	W	5-4*	at	ARI	(PHX)	12/21/2011	L	3-4		ARI	(PHX)
11/26/1980	W	8-4		ARI	(WPG)	11/23/1985	W	8-1		ARI	(WPG)	1/5/1991	W	4-3		ARI	(WPG)	3/15/1999	T	5-5*	at	ARI	(PHX)	10/13/2013	L	3-5		ARI	(PHX)
12/10/1980	W	8-5	at	ARI	(WPG)	1/25/1986	W	7-2		ARI	(WPG)	2/26/1991	L	4-5	at	ARI	(WPG)	1/27/2000	L	2-4		ARI	(PHX)	12/14/2013	W	3-1	at	ARI	(PHX)
1/10/1981	W	5-3	at	ARI	(WPG)	2/14/1986	L	4-5	at	ARI	(WPG)	10/16/1991	W	3-2	at	ARI	(WPG)	3/1/2000	L	5-7	at	ARI	(PHX)	11/1/2014	W	3-0		ARI	
2/18/1981	T	3-3		ARI	(WPG)	10/16/1986	T	4-4*		ARI	(WPG)	1/21/1992	T	3-3*		ARI	(WPG)	2/7/2001	W	2-1*	at	ARI	(PHX)	2/5/2015	W	2-1**	at	ARI	
12/30/1981	W	6-1	at	ARI	(WPG)	1/9/1987	L	0-3	at	ARI	(WPG)	3/13/1992	W	1-0	at	ARI	(WPG)	2/16/2001	L	0-2		ARI	(PHX)	12/6/2015	W	5-4		ARI	
1/6/1982	L	3-5		ARI	(WPG)	3/13/1987	W	3-0	at	ARI	(WPG)	1/18/1993	L	7-8		ARI	(WPG)	11/4/2001	W	1-0*		ARI	(PHX)	12/12/2015	W	5-4*	at	ARI	
3/10/1982	W	6-2		ARI	(WPG)	2/17/1988	W	4-3		ARI	(WPG)	1/30/1993	L	3-6		ARI	(WPG)	11/12/2002	W	3-2		ARI	(PHX)	3/3/2017	L	2-4		ARI	
12/17/1982	W	2-0	at	ARI	(WPG)	3/1/1988	L	3-6	at	ARI	(WPG)	2/12/1993	W	6-2	at	ARI	(WPG)	2/26/2003	L	2-4	at	ARI	(PHX)	3/5/2017	W	2-1	at	ARI	
1/29/1983	T	2-2		ARI	(WPG)	3/22/1988	W	4-3		ARI	(WPG)	1/5/1994	W	4-0		ARI	(WPG)	1/4/2004	L	0-3		ARI	(PHX)	11/4/2017	OT	1-2**	at	ARI	
2/25/1983	L	3-5	at	ARI	(WPG)	1/10/1989	W	2-1	at	ARI	(WPG)	2/4/1994	T	2-2*	at	ARI	(WPG)	12/3/2005	L	4-8	at	ARI	(PHX)	3/22/2018	W	6-5		ARI	
12/10/1983	T	5-5*		ARI	(WPG)	2/11/1989	W	7-3		ARI	(WPG)	1/12/1996	W	3-2	at	ARI	(WPG)	1/4/2007	L	0-2		ARI	(PHX)						
1/8/1984	L	3-4	at	ARI	(WPG)	2/19/1989	L	6-7*	at	ARI	(WPG)	3/1/1996	L	2-5		ARI	(WPG)	11/21/2008	W	5-2		ARI	(PHX)						

BOSTON **BRUINS**

2018-19 SCHEDULE

10/30/18	at CAR	7 p.m.
12/23/18	at CAR	5 p.m.
3/5/19	at BOS	7 p.m.

HURRICANES vs. BOSTON

ALL-TIME:	GP: 200	77-101-16-6	GF: 570	GA: 661
at home:	GP: 99	42-45-9-3	GF: 314	GA: 325
on road:	GP: 101	35-56-7-3	GF: 256	GA: 336
in overtime:	GP: 35	10-14-11		

Owner/Governor	Jeremy M. Jacobs
General manager	Don Sweeney
Head coach	Bruce Cassidy
Assistant coaches	Jay Pandolfo, Joe Sacco, Kevin Dean
Goaltending coach	Bob Essensa
Vice president, marketing & communications	Matthew Chmura
Director of communications & content	Brandon McNelis
Director of publications & information	Heidi Holland
General office	617/624-1900

Inaugural season	1924-25
Stanley Cup titles	6 (1929, 1939, 1941, 1970, 1972, 2011)
Home ice	TD Garden (1995)
Building capacity	17,565
2017-18 record	50-20-12
AHL affiliate	Providence Bruins

SERIES RECORDS

Winning streak	4 (2x)	Last: 10/12/2011-2/2/2012
Losing streak	7	3/5/1995-4/11/1996
Unbeaten streak	4 (4x)	Last: 10/12/2011-2/2/2012
Goals scored	10	3/5/1987 (W, 10-2)
Goals allowed	9 (3x)	Last: 12/26/1992 (L, 4-9)
Goals, both teams	15	12/26/1981 (L, 6-9)
Current CAR streak	1 loss / Winless in 3 straight games	
Current BOS streak	3 wins	

LAST TRANSACTION

2/29/2016 CAR acquired forward Anthony Camara, a third-round pick in the 2016 NHL Draft (75th overall – Jack LaFontaine), and a fifth-round pick in the 2017 NHL Draft (CAR traded the pick to VGK, 142nd overall – Jonathan Dugan) from BOS in exchange for John-Michael Liles.

2017-18 SERIES RECAP

BRUINS WIN SEASON SERIES: 3-0-0 (HURRICANES: 0-2-1)

At CAROLINA HURRICANES			Attend	Goaltenders	Winning Goal
13 Mar '18	Hurricanes 4	Bruins 6	13,081	Ward vs. Rask	David Pastrnak

At BOSTON BRUINS			Attend	Goaltenders	Winning Goal
27 Feb '18	*Hurricanes 3	Bruins 4	17,565	Darling vs. Rask	Charlie McAvoy
06 Jan '18	Hurricanes 1	Bruins 7	17,565	Ward, Darling vs. Khudobin	Riley Nash

SERIES STATISTICS

HURRICANES SPECIALTY TEAMS		
Power Play	5-11	45.5%
Penalty Killing	6-8	75.0%

BRUINS SPECIALTY TEAMS		
Power Play	2-8	25.0%
Penalty Killing	6-11	54.5%

HURRICANES LEADING SCORER

	GP	G	A	P	+/-	PIM
Teuvo Teravainen	3	2	3	5	0	0

BRUINS LEADING SCORERS

	GP	G	A	P	+/-	PIM
David Pastrnak	3	4	3	7	4	8
Brad Marchand	3	1	6	7	6	4

GOALTENDING

HURRICANES	GP	Min	W-L-OT	SO	GA	SA	SV	GAA	SV%
Scott Darling	2	115	0-0-1	0	9	60	51	4.68	.850
Cam Ward	2	65	0-2-0	0	7	35	28	6.42	.800

BRUINS	GP	Min	W-L-OT	SO	GA	SA	SV	GAA	SV%
Tuukka Rask	2	121	2-0-0	0	7	65	58	3.47	.892
Anton Khudobin	1	60	1-0-0	0	1	28	27	1.00	.964

ALL-TIME SEASON SERIES RECORDS

YEAR	OVERALL	HOME	ROAD	YEAR	OVERALL	HOME	ROAD	YEAR	OVERALL	HOME	ROAD	YEAR	OVERALL	HOME	ROAD
1979-80	1-2-1	1-1-0	0-1-1	1989-90	3-4-1	1-2-1	2-2-0	1999-00	2-2-0-0	0-2-0-0	2-0-0-0	2010-11	1-3-0	0-2-0	1-1-0
1980-81	1-1-2	1-0-1	0-1-1	1990-91	2-5-1	1-2-1	1-3-0	2000-01	3-1-0-0	2-0-0-0	1-1-0-0	2011-12	4-0-0	2-0-0	2-0-0
1981-82	2-4-2	2-1-1	0-3-1	1991-92	1-6-1	1-2-1	0-4-0	2001-02	2-2-0-0	0-2-0-0	2-0-0-0	2012-13	1-2-0	1-1-0	0-1-0
1982-83	2-6-0	1-3-0	1-3-0	1992-93	1-6-0	1-2-0	0-4-0	2002-03	1-2-1-0	0-1-1-0	1-1-0-0	2013-14	0-2-1	0-1-0	0-1-1
1983-84	2-5-1	2-2-0	0-3-1	1993-94	1-3-1	0-2-0	1-1-1	2003-04	2-1-1-0	0-1-1-0	2-0-0-0	2014-15	1-1-1	1-0-1	0-1-0
1984-85	4-4-0	3-1-0	1-3-0	1994-95	1-3-0	1-1-0	0-2-0	2005-06	3-1-0	2-0-0	1-1-0	2015-16	2-1-0	0-1-0	2-0-0
1985-86	3-4-1	2-1-1	1-3-0	1995-96	1-5-0	1-2-0	0-3-0	2006-07	3-0-1	1-0-1	2-0-0	2016-17	2-0-1	2-0-0	0-0-1
1986-87	6-2-0	4-0-0	2-2-0	1996-97	4-1-1	2-1-0	2-0-1	2007-08	3-0-1	1-0-1	2-0-0	2017-18	0-2-1	0-1-0	0-1-1
1987-88	3-4-1	2-1-1	1-3-0	1997-98	3-2-0	1-1-0	2-1-0	2008-09	0-4-0	0-2-0	0-2-0				
1988-89	3-5-0	1-3-0	2-2-0	1998-99	2-2-1	1-2-0	1-0-1	2009-10	1-3-0	1-1-0	0-2-0				

ALL-TIME SEASON GAME RESULTS

*(*Overtime **Shootout)*

11/18/1979	L	4-5	at	BOS	12/19/1984	W	6-5		BOS	2/25/1989	L	1-9		BOS	3/30/1993	L	1-3		BOS	1/6/2000	W	7-3	at	BOS	10/3/2009	L	2-7	at	BOS
1/30/1980	W	8-2		BOS	1/26/1985	W	3-2	at	BOS	3/19/1989	W	3-2	at	BOS	11/17/1993	L	2-4		BOS	3/10/2000	L	3-5		BOS	1/24/2010	W	5-1		BOS
2/27/1980	L	3-6		BOS	1/27/1985	L	4-8		BOS	3/22/1989	W	4-2		BOS	12/12/1993	T	2-2*	at	BOS	11/24/2000	W	3-1	at	BOS	3/16/2010	L	2-5		BOS
3/9/1980	T	1-1	at	BOS	2/7/1985	L	5-7	at	BOS	4/2/1989	L	2-3	at	BOS	1/17/1994	L	3-5	at	BOS	12/16/2000	L	1-4	at	BOS	4/10/2010	L	2-4	at	BOS
12/17/1980	W	5-4		BOS	3/7/1985	L	0-4	at	BOS	10/28/1989	W	1-0	at	BOS	1/24/1994	L	1-2		BOS	1/18/2001	W	4-2		BOS	11/26/2010	W	3-0	at	BOS
12/20/1980	T	4-4	at	BOS	3/23/1985	W	5-2		BOS	11/15/1989	L	2-5		BOS	4/14/1994	W	3-2	at	BOS	2/18/2001	W	5-4		BOS	1/17/2011	L	0-7	at	BOS
2/4/1981	T	3-3		BOS	11/7/1985	L	1-2	at	BOS	12/7/1989	W	4-3	at	BOS	2/4/1995	L	4-5	at	BOS	1/2/2002	L	3-6		BOS	1/18/2011	L	2-3		BOS
3/15/1981	L	2-4	at	BOS	12/7/1985	W	7-2		BOS	12/20/1989	W	4-3		BOS	2/22/1995	W	3-2*		BOS	2/28/2002	W	6-2	at	BOS	2/1/2011	L	2-3		BOS
10/10/1981	T	1-1		BOS	12/19/1985	L	1-2	at	BOS	1/15/1990	L	1-4	at	BOS	3/5/1995	L	2-5		BOS	3/26/2002	L	2-3		BOS	10/12/2011	W	3-2		BOS
11/1/1981	L	1-4	at	BOS	1/27/1986	L	3-6	at	BOS	1/17/1990	T	5-5*		BOS	4/26/1995	L	0-1	at	BOS	3/30/2002	W	2-0	at	BOS	10/18/2011	W	4-1	at	BOS
11/19/1981	L	1-6	at	BOS	1/29/1986	L	4-5*		BOS	3/11/1990	L	3-4		BOS	10/28/1995	L	0-3	at	BOS	11/21/2002	L	1-3	at	BOS	1/14/2012	W	4-2		BOS
12/26/1981	L	6-9		BOS	3/2/1986	W	4-1		BOS	3/29/1990	L	2-3	at	BOS	1/6/1996	L	2-5	at	BOS	1/4/2003	W	4-2	at	BOS	2/2/2012	W	3-0	at	BOS
1/16/1982	T	3-3	at	BOS	3/23/1986	T	5-5*		BOS	11/14/1990	W	3-1		BOS	2/14/1996	L	0-3		BOS	2/19/2003	T	1-1*		BOS	1/28/2013	L	3-5		BOS
1/30/1982	W	3-2		BOS	4/6/1986	W	4-3	at	BOS	11/23/1990	W	4-3	at	BOS	3/27/1996	L	5-6*		BOS	3/4/2003	L	2-4		BOS	4/8/2013	L	2-6	at	BOS
2/24/1982	W	4-3		BOS	10/12/1986	L	2-7	at	BOS	11/24/1990	L	3-4		BOS	4/11/1996	L	2-3	at	BOS	10/23/2003	W	2-0	at	BOS	4/13/2013	W	4-2		BOS
4/4/1982	L	2-7	at	BOS	12/18/1986	W	6-5	at	BOS	12/12/1990	L	1-5		BOS	4/13/1996	W	2-0		BOS	12/20/2003	W	2-1	at	BOS	11/18/2013	L	1-4		BOS
10/9/1982	L	4-5		BOS	12/23/1986	W	2-0		BOS	12/13/1990	L	2-8	at	BOS	10/31/1996	T	4-4*	at	BOS	2/21/2004	T	3-3*		BOS	11/23/2013	OT	2-3*	at	BOS
11/4/1982	W	5-2	at	BOS	1/14/1987	W	3-1		BOS	1/24/1991	L	0-3	at	BOS	11/6/1996	W	5-1		BOS	3/30/2004	L	2-3		BOS	3/15/2014	L	1-5	at	BOS
11/27/1982	L	0-8	at	BOS	1/15/1987	L	4-6	at	BOS	3/19/1991	T	1-1*		BOS	12/5/1996	W	4-2	at	BOS	10/26/2005	W	4-3*		BOS	11/15/2014	L	1-2	at	BOS
12/23/1982	L	1-5		BOS	1/29/1987	W	6-3	at	BOS	3/31/1991	L	3-7	at	BOS	1/2/1997	L	4-5*		BOS	2/5/2006	W	4-3**	at	BOS	1/4/2015	W	2-1**		BOS
2/5/1983	L	4-7	at	BOS	2/25/1987	W	6-4		BOS	11/16/1991	L	4-5*		BOS	2/6/1997	W	5-3	at	BOS	3/1/2006	W	4-3		BOS	3/29/2015	OT	1-2*		BOS
2/27/1983	L	3-4		BOS	3/5/1987	W	10-2		BOS	12/1/1991	L	4-5		BOS	3/12/1997	W	6-3		BOS	3/18/2006	L	2-4	at	BOS	2/26/2016	L	1-4		BOS
3/26/1983	L	4-7	at	BOS	10/11/1987	L	2-5	at	BOS	12/26/1991	L	2-3	at	BOS	12/1/1997	W	3-1		BOS	11/24/2006	W	5-1	at	BOS	3/10/2016	W	3-2*	at	BOS
3/27/1983	W	5-1		BOS	11/4/1987	T	2-2*		BOS	1/15/1992	L	3-4		BOS	12/6/1997	L	1-4	at	BOS	12/2/2006	W	5-2		BOS	4/5/2016	W	2-1**	at	BOS
10/8/1983	W	4-3		BOS	11/14/1987	L	1-4	at	BOS	1/16/1992	L	3-4*	at	BOS	2/7/1998	W	3-1	at	BOS	2/3/2007	OT	3-4*		BOS	12/1/2016	OT	1-2**	at	BOS
10/9/1983	L	1-4	at	BOS	12/2/1987	L	3-5		BOS	1/25/1992	T	4-4*		BOS	4/6/1998	W	3-0	at	BOS	2/8/2007	W	5-2	at	BOS	12/23/2016	W	3-2*		BOS
12/15/1983	L	2-4	at	BOS	1/11/1988	W	4-3	at	BOS	3/3/1992	W	4-0		BOS	4/13/1998	L	2-3		BOS	12/28/2007	W	4-3		BOS	1/8/2017	W	4-3*		BOS
12/20/1983	L	2-7		BOS	2/23/1988	W	3-2		BOS	4/13/1992	L	3-6	at	BOS	10/31/1998	W	2-0	at	BOS	1/8/2008	W	1-0	at	BOS	1/6/2018	L	1-7	at	BOS
1/21/1984	L	0-2		BOS	2/25/1988	L	2-5	at	BOS	10/8/1992	L	2-3*	at	BOS	11/8/1998	L	2-5		BOS	2/12/2008	W	3-2	at	BOS	2/27/2018	OT	3-4*	at	BOS
3/3/1984	T	3-3*	at	BOS	4/2/1988	W	4-2		BOS	11/27/1992	L	4-5*	at	BOS	12/10/1998	L	2-3		BOS	2/19/2008	OT	2-3**		BOS	3/13/2018	L	4-6		BOS
3/4/1984	W	6-4		BOS	10/8/1988	L	2-6		BOS	11/28/1992	W	4-3*		BOS	1/31/1999	T	0-0*	at	BOS	12/20/2008	L	2-4	at	BOS					
3/29/1984	L	3-4	at	BOS	10/9/1988	L	1-3	at	BOS	12/26/1992	L	4-9		BOS	3/3/1999	W	2-1		BOS	12/27/2008	L	2-4		BOS					
10/13/1984	W	3-2*		BOS	11/3/1988	W	5-3	at	BOS	1/2/1993	L	2-3*	at	BOS	10/2/1999	W	3-1	at	BOS	1/10/2009	L	1-5	at	BOS					
10/14/1984	L	2-4	at	BOS	12/21/1988	L	3-4		BOS	3/22/1993	L	4-5	at	BOS	11/22/1999	L	1-2		BOS	2/17/2009	L	1-5		BOS					

BUFFALO **SABRES**

2018-19 SCHEDULE

1/11/19	at CAR	7:30 p.m.
2/7/19	at BUF	7 p.m.
3/16/19	at CAR	7 p.m.

HURRICANES vs. BUFFALO

ALL-TIME:	GP: 201	81-96-18-6	GF: 579	GA: 667
at home:	GP: 101	46-42-11-2	GF: 299	GA: 291
on road:	GP: 100	35-54-7-4	GF: 283	GA: 380
in overtime:	GP: 35	12-10-13		

Owner/CEO	Terrence M. Pegula
General manager	Jason Botterill
Head coach	Phil Housley
Associate coach	Davis Payne
Assistant coach	Steve Smith, Chris Hajt, Tom Ward
Goaltending coach	Andrew Allen
Vice president of media relations	Chris Bandura
Senior manager of media relations	Ian Ott
Manager of media relations	Chris Dierken
General office	716/855-4100

Inaugural season	1970-71
Stanley Cup titles	None
Home ice	KeyBank Center (1996)
Building capacity	19,070
2017-18 record	25-45-12
AHL affiliate	Rochester Americans

SERIES RECORDS

Winning streak	7	2/19/1986-11/26/1986
Losing streak	5	12/11/1993-4/4/1995
Unbeaten streak	7	2/19/1986-11/26/1986
Goals scored	9 (2x)	Last: 12/6/1988 (W, 9-0)
Goals allowed	9	12/11/1992 (L, 3-9)
Goals, both teams	12 (4x)	Last: 12/11/1992 (L, 3-9)
Current CAR streak		6 wins
Current BUF streak		1 loss / Winnless in 6 straight games

LAST TRANSACTION

8/2/2018 CAR acquired Cliff Pu, BUF's 2019 second-round pick and BUF's 2020 third- and sixth-round picks in exchange for Jeff Skinner.

2017-18 SERIES RECAP

HURRICANES WIN SEASON SERIES: 3-0-0 (SABRES: 0-2-1)

At CAROLINA HURRICANES			Attend	Goaltenders	Winning Goal
23 Dec '17	Hurricanes 4	Sabres 2	14,470	Ward vs. Johnson	Justin Faulk

At BUFFALO SABRES			Attend	Goaltenders	Winning Goal
15 Dec '17	*Hurricanes 5	Sabres 4	17,610	Ward vs. Johnson	Jaccob Slavin
18 Nov '17	Hurricanes 3	Sabres 1	18,028	Darling vs. Johnson	Sebastian Aho

SERIES STATISTICS

HURRICANES SPECIALTY TEAMS		SABRES SPECIALTY TEAMS	
Power Play	1-10 ... 10.0%	Power Play	0-6 ... 0.0%
Penalty Killing	6-6 ... 100.0%	Penalty Killing	9-10 ... 90.0%

HURRICANES LEADING SCORER	GP	G	A	P	+/-	PIM
Sebastian Aho	3	2	3	5	4	0

SABRES LEADING SCORER	GP	G	A	P	+/-	PIM
Jack Eichel	3	3	3	6	1	0

GOALTENDING

HURRICANES	GP	Min	W-L-OT	SO	GA	SA	SV	GAA	SV%
Cam Ward	2	122	2-0-0	0	6	63	57	2.95	.905
Scott Darling	1	60	1-0-0	0	1	25	24	1.00	.960

SABRES	GP	Min	W-L-OT	SO	GA	SA	SV	GAA	SV%
Chad Johnson	3	180	0-2-1	0	11	104	93	3.67	.894

ALL-TIME SEASON SERIES RECORDS

YEAR	OVERALL	HOME	ROAD	YEAR	OVERALL	HOME	ROAD	YEAR	OVERALL	HOME	ROAD	YEAR	OVERALL	HOME	ROAD
1979-80	1-3-0	1-1-0	0-2-0	1989-90	2-6-0	1-3-0	1-3-0	1999-00	2-2-0-0	1-1-0-0	1-1-0-0	2010-11	2-1-1	1-0-1	1-1-0
1980-81	1-2-1	0-2-0	1-0-1	1990-91	2-4-2	1-2-1	1-2-1	2000-01	2-2-0-0	2-0-0-0	0-2-0-0	2011-12	2-1-1	1-1-0	1-0-1
1981-82	1-4-3	1-2-1	0-2-2	1991-92	4-2-2	3-0-1	1-2-1	2001-02	1-1-1-1	0-1-1-0	1-0-0-1	2012-13	3-0-0	2-0-0	1-0-0
1982-83	2-5-1	1-3-0	1-2-1	1992-93	1-6-2	0-3-2	1-3-0	2002-03	2-2-0-0	1-1-0-0	1-1-0-0	2013-14	2-1-0	1-0-0	1-1-0
1983-84	3-5-0	2-2-0	1-3-0	1993-94	1-3-1	0-2-1	1-1-0	2003-04	1-3-0-0	1-1-0-0	0-2-0-0	2014-15	1-1-1	1-0-1	0-1-0
1984-85	0-5-3	0-2-2	0-3-1	1994-95	2-2-0	1-1-0	1-1-0	2005-06	3-1-0	1-1-0	2-0-0	2015-16	0-2-1	0-1-0	0-1-1
1985-86	6-2-0	2-2-0	4-0-0	1995-96	2-3-0	2-0-0	0-3-0	2006-07	0-3-1	0-2-0	0-1-1	2016-17	3-0-0	2-0-0	1-0-0
1986-87	4-4-0	3-1-0	1-3-0	1996-97	4-2-0	3-0-0	1-2-0	2007-08	2-2-0	2-0-0	0-2-0	2017-18	3-0-0	1-0-0	2-0-0
1987-88	4-3-1	2-1-1	2-2-0	1997-98	1-4-1	1-1-1	0-3-0	2008-09	2-2-0	1-1-0	1-1-0				
1988-89	5-3-0	2-2-0	3-1-0	1998-99	2-2-0	1-1-0	1-1-0	2009-10	2-2-0	1-1-0	1-1-0				

ALL-TIME SEASON GAME RESULTS

*(*Overtime **Shootout)*

10/17/1979	L	1-3	at BUF	12/12/1984	T	2-2*	BUF	1/31/1989	L	3-5	BUF	2/17/1993	L	3-5	BUF	1/22/2000	W	4-1	BUF	4/9/2009	L	1-5	BUF
11/21/1979	W	5-3	BUF	1/8/1985	T	4-4*	at BUF	2/9/1989	W	5-2	BUF	3/5/1993	W	4-2	at BUF	3/27/2000	L	1-5	BUF	11/28/2009	L	1-5	at BUF
12/22/1979	L	2-4	BUF	1/19/1985	L	0-2	BUF	3/16/1989	L	1-6	BUF	3/13/1993	T	3-3*	BUF	3/31/2000	W	3-1	at BUF	2/5/2010	W	4-3	at BUF
3/6/1980	L	3-4	at BUF	3/5/1985	L	3-6	at BUF	3/28/1989	L	2-4	at BUF	10/10/1993	W	3-2	at BUF	10/25/2000	L	1-4	at BUF	2/11/2010	W	4-3*	BUF
10/12/1980	T	3-3	at BUF	3/30/1985	L	1-2	BUF	10/13/1989	L	1-4	at BUF	10/23/1993	T	3-3*	BUF	12/15/2000	W	5-3	BUF	3/21/2010	L	3-5	BUF
11/29/1980	L	2-5	BUF	4/2/1985	L	1-2	at BUF	10/18/1989	W	2-1	BUF	12/11/1993	L	0-3	BUF	3/21/2001	W	1-0	BUF	1/13/2011	L	2-3	at BUF
1/31/1981	L	3-5	BUF	10/10/1985	W	5-4	at BUF	11/8/1989	L	3-6	BUF	2/16/1994	L	3-5	BUF	3/24/2001	L	1-3	at BUF	3/3/2011	W	3-2*	BUF
3/6/1981	W	5-3	at BUF	11/1/1985	L	0-2	BUF	11/26/1989	L	2-4	at BUF	3/25/1994	L	3-6	at BUF	12/4/2001	L	2-4	BUF	3/15/2011	W	1-0	at BUF
11/8/1981	T	2-2	at BUF	12/13/1985	W	6-4	at BUF	11/28/1989	L	2-4	BUF	2/25/1995	L	1-3	BUF	12/14/2001	OTL	2-3*	at BUF	4/3/2011	OT	1-2*	BUF
12/4/1981	L	2-4	BUF	2/8/1986	L	2-4	BUF	2/18/1990	W	6-4	at BUF	4/4/1995	L	3-6	at BUF	12/31/2001	W	5-4	at BUF	10/14/2011	W	4-3	at BUF
12/20/1981	L	2-8	at BUF	2/19/1986	W	6-4	at BUF	2/23/1990	L	3-7	at BUF	4/8/1995	W	4-2	BUF	1/29/2002	T	2-2*	BUF	11/18/2011	L	0-1	BUF
1/9/1982	L	2-3	BUF	3/5/1986	W	5-1	BUF	3/10/1990	L	0-5	BUF	4/18/1995	W	2-1	at BUF	11/7/2002	W	2-0	BUF	1/6/2012	W	4-2	BUF
1/17/1982	L	1-7	at BUF	3/7/1986	W	6-2	at BUF	10/10/1990	W	4-3	BUF	12/1/1995	L	1-2	at BUF	1/3/2003	L	3-6	at BUF	3/7/2012	OT	2-3*	at BUF
3/3/1982	T	3-3	at BUF	4/1/1986	W	5-3	BUF	10/28/1990	L	0-5	at BUF	1/24/1996	L	2-4	at BUF	3/12/2003	W	3-2*	at BUF	1/24/2013	W	6-3	BUF
3/6/1982	T	2-2	BUF	10/24/1986	W	5-4	at BUF	12/7/1990	W	4-3*	at BUF	2/17/1996	W	2-1*	BUF	3/29/2003	L	1-3	BUF	1/25/2013	W	3-1	at BUF
3/18/1982	W	4-1	BUF	10/25/1986	W	3-2	BUF	12/18/1990	L	3-4*	BUF	3/16/1996	W	2-1	BUF	11/21/2003	L	0-5	at BUF	3/5/2013	W	4-3	BUF
10/10/1982	T	4-4	at BUF	11/26/1986	W	3-0	BUF	2/23/1991	L	4-5	BUF	4/14/1996	L	1-4	at BUF	12/26/2003	L	1-3	at BUF	1/23/2014	W	5-3	at BUF
11/6/1982	L	2-5	BUF	12/14/1986	L	3-4	at BUF	2/24/1991	T	5-5*	at BUF	10/26/1996	L	3-6	at BUF	12/29/2003	W	2-1	BUF	2/25/2014	L	2-3	at BUF
11/24/1982	L	2-4	BUF	12/17/1986	W	4-3	BUF	3/17/1991	L	1-6	at BUF	11/9/1996	W	4-3*	BUF	1/25/2004	L	2-4	BUF	3/13/2014	W	4-2	BUF
12/12/1982	W	3-1	at BUF	2/4/1987	L	1-3	BUF	3/30/1991	T	5-5*	BUF	12/7/1996	W	6-4	BUF	11/9/2005	W	5-3	at BUF	10/14/2014	OT	3-4**	BUF
1/2/1983	L	4-8	at BUF	2/22/1987	L	3-5	at BUF	10/19/1991	W	4-1	BUF	12/26/1996	L	1-5	at BUF	2/12/2006	W	4-3**	BUF	1/8/2015	W	5-2	BUF
3/1/1983	L	5-6	BUF	4/5/1987	L	0-6	at BUF	10/27/1991	L	1-5	at BUF	1/25/1997	W	5-1	at BUF	3/22/2006	W	4-3	at BUF	4/6/2015	L	3-4	at BUF
3/23/1983	L	3-8	at BUF	10/21/1987	W	5-3	at BUF	12/7/1991	T	6-6*	BUF	4/7/1997	W	4-2	BUF	4/18/2006	L	0-4	BUF	11/27/2015	L	1-4	at BUF
3/29/1983	W	5-4	BUF	10/28/1987	T	2-2*	BUF	12/13/1991	W	8-4	at BUF	10/15/1997	T	3-3*	BUF	10/4/2006	OT	2-3**	BUF	3/12/2016	OT	2-3*	at BUF
10/5/1983	L	3-5	at BUF	11/18/1987	W	9-1	BUF	12/23/1991	W	4-3	BUF	10/31/1997	L	2-3*	BUF	10/20/2006	L	4-5	at BUF	3/22/2016	L	2-3	BUF
10/22/1983	L	2-5	BUF	11/27/1987	W	4-2	at BUF	2/11/1992	W	5-1	BUF	12/12/1997	L	2-3*	at BUF	11/13/2006	L	4-7	BUF	12/17/2016	W	2-1**	BUF
12/17/1983	L	1-4	BUF	12/5/1987	W	2-1	BUF	2/16/1992	L	4-5	at BUF	12/27/1997	W	4-1	BUF	12/28/2006	L	1-4	at BUF	12/22/2016	W	3-1	at BUF
12/21/1983	W	6-3	at BUF	1/8/1988	L	1-3	at BUF	3/29/1992	T	2-2*	at BUF	1/21/1998	L	1-2	at BUF	10/24/2007	W	6-2	BUF	1/13/2017	W	5-2	BUF
2/19/1984	L	2-5	at BUF	2/27/1988	L	3-4	BUF	10/10/1992	L	2-5	BUF	4/8/1998	L	1-3	at BUF	12/1/2007	L	1-8	at BUF	11/18/2017	W	3-1	at BUF
2/23/1984	W	3-2	BUF	3/31/1988	L	2-3	at BUF	11/13/1992	L	2-8	at BUF	12/19/1998	W	3-2	at BUF	3/8/2008	W	4-3*	BUF	12/15/2017	W	5-4*	at BUF
3/11/1984	L	3-4*	at BUF	10/26/1988	W	7-1	at BUF	12/11/1992	L	3-9	at BUF	12/21/1998	L	1-4	BUF	3/14/2008	L	1-7	at BUF	12/23/2017	W	4-2	BUF
3/27/1984	W	4-1	BUF	12/2/1988	W	6-1	at BUF	12/12/1992	T	1-1*	BUF	2/15/1999	L	2-3	at BUF	1/17/2009	L	1-3	at BUF				
11/2/1984	L	1-8	at BUF	12/6/1988	W	9-0	BUF	1/6/1993	L	1-3	BUF	3/8/1999	W	4-1	BUF	2/15/2009	W	3-0	at BUF				
11/3/1984	T	4-4*	BUF	1/4/1989	W	5-4*	at BUF	2/3/1993	L	2-3	at BUF	10/22/1999	L	3-7	at BUF	2/26/2009	W	2-1**	BUF				

CALGARY **FLAMES**

2018-19 SCHEDULE

1/22/19	at CGY	9 p.m.
2/3/19	at CAR	2 p.m.

HURRICANES vs. CALGARY

ALL-TIME:	GP: 73	22-43-7-1	GF: 223	GA: 293
at home:	GP: 36	14-17-5-0	GF: 116	GA: 125
on road:	GP: 37	8-26-2-1	GF: 107	GA: 168
in overtime:	GP: 10	1-4-5		

Owner/Chairman	N. Murray Edwards
General manager	Brad Treliving
Head coach	Bill Peters
Associate coach	Geoff Ward
Assistant coaches	Ryan Huska, Martin Gelinas
Goaltender coach	Jordan Sigalet
Vice president of communications	Peter Hanlon
Director of communications and media relations	Sean Kelso
Communications assistant	Dalton Ulrich
General office	403/777-2177

Inaugural season	1972-73 (Atlanta); 1980-81 (Calgary)
Stanley Cup titles	1 (1989)
Home ice	Scotiabank Saddledome (1983)
Building capacity	19,289
2017-18 record	37-35-10
AHL affiliate	Stockton Heat

SERIES RECORDS

Winning streak	3	12/18/1985-10/11/1986
Losing streak	7 (2x)	Last: 11/11/1992-1/9/1997
Unbeaten streak	6	3/5/1997-11/30/1999
Goals scored	9	1/7/1986 (W, 9-1)
Goals allowed	10	Last: 10/21/1982 (L, 3-10)
Goals, both teams	14	3/15/1988 (L, 6-8)
Current CAR streak		1 loss
Current CGY streak		1 win

LAST TRANSACTION

6/23/2018 CAR acquired Dougie Hamilton, Micheal Ferland and Adam Fox from CGY in exchange for Noah Hanifin and Elias Lindholm.

2017-18 SERIES RECAP

SEASON SERIES TIED: 1-1-0

At CAROLINA HURRICANES			Attend	Goaltenders	Winning Goal
14 Jan '18	Hurricanes 1	Flames 4	15,218	Darling vs. Smith	Dougie Hamilton

At CALGARY FLAMES			Attend	Goaltenders	Winning Goal
19 Oct '17	Hurricanes 2	Flames 1	18,119	Darling vs. Smith	Justin Williams

SERIES STATISTICS

HURRICANES SPECIALTY TEAMS			FLAMES SPECIALTY TEAMS		
Power Play	2-11	18.2%	Power Play	1-3	33.3%
Penalty Killing	2-3	66.7%	Penalty Killing	9-11	81.8%

HURRICANES LEADING SCORERS

	GP	G	A	P	+/-	PIM
Jeff Skinner	2	1	1	2	-1	0
Brock McGinn	2	0	2	2	0	0

FLAMES LEADING SCORER

	GP	G	A	P	+/-	PIM
Johnny Gaudreau	2	0	3	3	2	0

GOALTENDING

HURRICANES	GP	Min	W-L-OT	SO	GA	SA	SV	GAA	SV%
Scott Darling	2	120	1-1-0	0	5	56	51	2.51	.911

FLAMES	GP	Min	W-L-OT	SO	GA	SA	SV	GAA	SV%
Mike Smith	2	118	1-1-0	0	3	72	69	1.52	.958

ALL-TIME SEASON SERIES RECORDS

YEAR	OVERALL	HOME	ROAD	YEAR	OVERALL	HOME	ROAD	YEAR	OVERALL	HOME	ROAD
1979-80	3-1-0	2-0-0	1-1-0	1992-93	0-2-0	0-1-0	0-1-0	2006-07	0-1-0	0-0-0	0-1-0
1980-81	1-3-0	0-2-0	1-1-0	1993-94	0-2-0	0-1-0	0-1-0	2007-08	0-1-0	0-1-0	0-0-0
1981-82	1-2-0	1-0-0	0-2-0	1994-95	Did Not Play Western Conf. Teams			2008-09	1-0-0	1-0-0	0-0-0
1982-83	0-1-2	0-0-2	0-1-0	1995-96	0-2-0	0-1-0	0-1-0	2009-10	0-1-0	0-0-0	0-1-0
1983-84	0-2-1	0-1-0	0-1-1	1996-97	1-1-0	1-0-0	0-1-0	2010-11	1-0-0	1-0-0	0-0-0
1984-85	0-3-0	0-2-0	0-1-0	1997-98	1-0-1	0-0-1	1-0-0	2011-12	0-1-0	0-0-0	0-1-0
1985-86	2-1-0	1-0-0	1-1-0	1998-99	1-0-0	1-0-0	0-0-0	2012-13	Did Not Play Western Conf. Teams		
1986-87	1-2-0	1-1-0	0-1-0	1999-00	1-0-1-0	1-0-0-0	0-0-1-0	2013-14	0-1-1	0-1-0	0-0-1
1987-88	0-3-0	0-1-0	0-2-0	2000-01	0-1-0-0	0-0-0-0	0-1-0-0	2014-15	1-1-0	1-0-0	0-1-0
1988-89	1-2-0	1-1-0	0-1-0	2001-02	0-0-1-0	0-0-1-0	0-0-0-0	2015-16	1-1-0	1-0-0	0-1-0
1989-90	0-2-1	0-0-1	0-2-0	2002-03	1-0-0-0	0-0-0-0	1-0-0-0	2016-17	1-1-0	0-1-0	1-0-0
1990-91	1-2-0	1-1-0	0-1-0	2003-04	0-1-0-0	0-0-0-0	0-1-0-0	2017-18	1-1-0	0-1-0	1-0-0
1991-92	1-1-0	0-1-0	1-0-0	2005-06	Did Not Play Northwest Div. Teams						

ALL-TIME SEASON GAME RESULTS *(*Overtime **Shootout)*

11/25/1979	W	4-2		CGY	(ATL)	2/11/1984	L	3-6		CGY		11/19/1988	L	2-5		CGY		1/10/1996	L	2-3*	at	CGY		2/3/2010	L	1-4	at	CGY	
1/28/1980	W	6-1		CGY	(ATL)	3/20/1984	L	1-4	at	CGY		12/10/1988	W	4-1		CGY		1/9/1997	L	2-3	at	CGY		1/11/2011	W	6-5**		CGY	
2/2/1980	L	3-5	at	CGY	(ATL)	10/23/1984	L	4-9	at	CGY		1/5/1990	L	4-6	at	CGY		3/5/1997	W	2-0		CGY		12/6/2011	L	6-7	at	CGY	
2/23/1980	W	6-5	at	CGY	(ATL)	1/15/1985	L	2-5		CGY		1/19/1990	T	3-3*		CGY		11/13/1997	W	4-2	at	CGY		12/12/2013	OT	1-2*	at	CGY	
12/6/1980	W	5-3	at	CGY		2/6/1985	L	4-7		CGY		3/17/1990	L	4-5	at	CGY		11/23/1997	T	3-3*		CGY		1/13/2014	L	0-2		CGY	
1/23/1981	L	2-4		CGY		12/4/1985	L	5-8	at	CGY		12/29/1990	L	2-8	at	CGY		3/12/1999	W	2-1		CGY		10/23/2014	L	0-5	at	CGY	
2/27/1981	L	1-5	at	CGY		12/18/1985	W	4-3		CGY		1/23/1991	W	5-4		CGY		10/11/1999	T	3-3*	at	CGY		11/10/2014	W	4-1		CGY	
3/8/1981	L	4-5		CGY		1/7/1986	W	9-1	at	CGY		2/9/1991	L	2-5		CGY		11/30/1999	W	4-3		CGY		1/24/2016	W	5-2		CGY	
10/24/1981	L	3-7	at	CGY		10/11/1986	W	6-5		CGY		11/6/1991	L	2-3		CGY		12/9/2000	L	2-7	at	CGY		2/3/2016	L	1-4	at	CGY	
1/27/1982	W	3-1		CGY		11/13/1986	L	3-4	at	CGY		3/16/1992	W	4-3	at	CGY		3/11/2002	T	3-3*		CGY		10/20/2016	W	4-2	at	CGY	
2/16/1982	L	2-7	at	CGY		3/11/1987	L	1-6		CGY		11/11/1992	L	3-4		CGY		12/12/2002	W	4-3	at	CGY		2/26/2017	L	1-3		CGY	
10/21/1982	L	3-10	at	CGY		12/22/1987	L	5-6*	at	CGY		2/13/1993	L	3-4*	at	CGY		12/11/2003	L	0-1	at	CGY		10/19/2017	W	2-1	at	CGY	
11/20/1982	T	4-4		CGY		1/27/1988	L	1-5	at	CGY		11/3/1993	L	3-6		CGY		12/5/2006	L	0-3	at	CGY		1/14/2018	L	1-4		CGY	
3/20/1983	T	2-2		CGY		3/15/1988	L	6-8		CGY		2/11/1994	L	1-4	at	CGY		12/14/2007	L	3-4		CGY							
1/13/1984	T	3-3*	at	CGY		11/7/1988	L	3-6	at	CGY		12/20/1995	L	2-3		CGY		3/6/2009	W	6-1		CGY							

CHICAGO **BLACKHAWKS**

2018-19 SCHEDULE

11/8/18	at CHI	8:30 p.m.
11/12/18	at CAR	7 p.m.

HURRICANES vs. CHICAGO

ALL-TIME:	GP: 75	32-33-7-3	GF: 223	GA: 246
at home:	GP: 38	19-13-4-2	GF: 123	GA: 109
on road:	GP: 37	13-20-3-1	GF: 100	GA: 137
in overtime:	GP: 8	2-3-3		

Chairman	W. Rockwell "Rocky" Wirtz
Senior vice president/General manager	Stan Bowman
Head coach	Joel Quenneville
Assistant coaches	Kevin Dineen, Ulf Samuelsson, Don Granato
Goaltending coach	Jimmy Waite
Vice president, communications	Adam Rogowin
Director, media relations	John Steinmiller
Public relations manager	Lyndsey Stroope
Media relations manager	Mike Horan
Media relations coordinator	Will Chukerman
General office	312/455-7000

Inaugural season	1926-27
Stanley Cup titles	6 (1934, 1938, 1961, 2010, 2013, 2015)
Home ice	United Center (1994)
Building capacity	19,717
2017-18 record	33-39-10
AHL affiliate	Rockford Icehogs

SERIES RECORDS

Winning streak	4	3/8/2000-3/5/2002
Losing streak	6	2/28/1991-3/28/1993
Unbeaten streak	8	3/8/2000-3/12/2008
Goals scored	11	3/15/1986 (W, 11-4)
Goals allowed	11	11/23/1980 (L, 3-11)
Goals, both teams	15	3/15/1986 (W, 11-4)
Current CAR streak	1 win / Points in 2 straight games	
Current CHI streak	1 loss	

LAST TRANSACTION

4/28/2017 CAR acquired Scott Darling from CHI in exchange for OTT's 2017 third-round pick (previously acquired by CAR from OTT on 2/28/17 in exchange for Viktor Stalberg – CHI selected Evan Barratt 90th overall).

2017-18 SERIES RECAP

HURRICANES WIN SEASON SERIES: 1-0-1 (BLACKHAWKS: 1-1-0)

At CAROLINA HURRICANES			Attend	Goaltenders	Winning Goal
11 Nov '17	*Hurricanes 3	Blackhawks 4	16,778	Darling vs. Forsberg	Brandon Saad

At CHICAGO BLACKHAWKS			Attend	Goaltenders	Winning Goal
08 Mar '18	Hurricanes 3	Blackhawks 2	21,681	Darling vs. Berube	Sebastian Aho

SERIES STATISTICS

HURRICANES SPECIALTY TEAMS		
Power Play	1-5	20.0%
Penalty Killing	6-6	100.0%

BLACKHAWKS SPECIALTY TEAMS		
Power Play	0-6	0.0%
Penalty Killing	4-5	80.0%

HURRICANES LEADING SCORER

	GP	G	A	P	+/-	PIM
Justin Williams	2	1	2	3	3	4

BLACKHAWKS LEADING SCORER

	GP	G	A	P	+/-	PIM
Alex DeBrincat	2	2	1	3	2	0

GOALTENDING

HURRICANES	GP	Min	W-L-OT	SO	GA	SA	SV	GAA	SV%
Scott Darling	2	121	1-0-1	0	6	54	48	2.99	.889

BLACKHAWKS	GP	Min	W-L-OT	SO	GA	SA	SV	GAA	SV%
Anton Forsberg	1	62	1-0-0	0	3	38	35	2.92	.921
J-F Berube	1	57	0-1-0	0	3	40	37	3.13	.925

ALL-TIME SEASON SERIES RECORDS

YEAR	OVERALL	HOME	ROAD	YEAR	OVERALL	HOME	ROAD	YEAR	OVERALL	HOME	ROAD
1979-80	1-1-2	1-1-0	0-0-2	1992-93	0-2-0	0-1-0	0-1-0	2006-07	Did Not Play Central Div. Teams		
1980-81	0-3-1	0-2-0	0-1-1	1993-94	2-0-0	1-0-0	1-0-0	2007-08	1-0-0	0-0-0	1-0-0
1981-82	1-1-1	0-0-1	1-1-0	1994-95	Did Not Play Western Conf. Teams			2008-09	0-0-1	0-0-0	0-0-1
1982-83	0-3-0	0-2-0	0-1-0	1995-96	1-1-0	1-0-0	0-1-0	2009-10	1-0-0	1-0-0	0-0-0
1983-84	2-1-0	1-0-0	1-1-0	1996-97	0-1-1	0-0-1	0-1-0	2010-11	0-1-0	0-0-0	0-1-0
1984-85	2-1-0	1-1-0	1-0-0	1997-98	1-1-0	0-1-0	1-0-0	2011-12	1-0-0	1-0-0	0-0-0
1985-86	1-2-0	1-0-0	0-2-0	1998-99	1-1-0	1-0-0	0-1-0	2012-13	Did Not Play Western Conf. Teams		
1986-87	1-2-0	0-2-0	1-0-0	1999-00	1-0-0-0	1-0-0-0	0-0-0-0	2013-14	0-1-1	0-0-1	0-1-0
1987-88	2-1-0	1-0-0	1-1-0	2000-01	2-0-0-0	1-0-0-0	1-0-0-0	2014-15	0-2-0	0-1-0	0-1-0
1988-89	2-1-0	2-0-0	0-1-0	2001-02	1-0-0-0	0-0-0-0	1-0-0-0	2015-16	2-0-0	1-0-0	1-0-0
1989-90	1-2-0	1-0-0	0-2-0	2002-03	0-0-1-0	0-0-1-0	0-0-0-0	2016-17	1-1-0	1-0-0	0-1-0
1990-91	1-1-1	1-0-1	0-1-0	2003-04	1-0-0-0	0-0-0-0	1-0-0-0	2017-18	1-0-1	0-0-1	1-0-0
1991-92	0-3-0	0-2-0	0-1-0	2005-06	1-0-0	1-0-0	0-0-0				

ALL-TIME SEASON GAME RESULTS

*(*Overtime **Shootout)*

10/14/1979	T	3-3	at	CHI	11/12/1983	W	6-1		CHI	12/14/1988	L	3-4	at	CHI	10/14/1995	W	3-2		CHI	3/12/2008	W	3-0	at	CHI
11/9/1979	L	2-4		CHI	2/5/1984	W	4-3	at	CHI	4/1/1989	W	6-1		CHI	12/10/1995	L	1-4	at	CHI	3/11/2009	OT	2-3**	at	CHI
11/11/1979	T	5-5	at	CHI	10/28/1984	W	4-1	at	CHI	11/12/1989	L	2-4	at	CHI	12/29/1996	L	3-4	at	CHI	1/30/2010	W	4-2		CHI
1/19/1980	W	5-3		CHI	11/17/1984	L	0-7		CHI	12/30/1989	L	3-7	at	CHI	2/26/1997	T	2-2*		CHI	3/4/2011	L	2-5	at	CHI
11/23/1980	L	3-11	at	CHI	1/5/1985	W	4-3		CHI	1/27/1990	W	6-4		CHI	10/26/1997	W	3-2	at	CHI	10/28/2011	W	3-0		CHI
1/17/1981	L	2-3		CHI	10/23/1985	L	2-9	at	CHI	11/6/1990	T	1-1*		CHI	1/14/1998	L	1-4		CHI	10/15/2013	OT	2-3**		CHI
2/7/1981	L	2-6		CHI	1/12/1986	L	2-4	at	CHI	2/10/1991	W	3-1		CHI	10/28/1998	W	2-0		CHI	3/21/2014	L	2-3	at	CHI
2/15/1981	T	4-4	at	CHI	3/15/1986	W	11-4		CHI	2/28/1991	L	3-6	at	CHI	4/3/1999	L	1-2	at	CHI	3/2/2015	L	2-5	at	CHI
10/31/1981	T	2-2		CHI	1/3/1987	L	2-3		CHI	10/26/1991	L	2-4		CHI	3/8/2000	W	4-1		CHI	3/23/2015	L	1-3		CHI
12/13/1981	L	1-6	at	CHI	2/17/1987	W	5-4	at	CHI	11/10/1991	L	0-3		CHI	12/31/2000	W	2-1		CHI	12/27/2015	W	2-1	at	CHI
1/25/1982	W	6-5	at	CHI	2/21/1987	L	3-6		CHI	3/28/1992	L	1-3		CHI	3/4/2001	W	6-3	at	CHI	1/26/2016	W	5-0		CHI
11/26/1982	L	3-4		CHI	10/24/1987	W	5-3		CHI	1/23/1993	L	2-6		CHI	3/5/2002	W	2-1*	at	CHI	12/30/2016	W	3-2		CHI
1/23/1983	L	2-4	at	CHI	1/13/1988	L	1-2	at	CHI	3/28/1993	L	0-3	at	CHI	10/26/2002	T	3-3*		CHI	1/6/2017	L	1-2	at	CHI
2/19/1983	L	2-4		CHI	3/2/1988	W	2-1	at	CHI	10/14/1993	W	6-2	at	CHI	3/17/2004	W	3-2	at	CHI	11/11/2017	OT	3-4*		CHI
10/30/1983	L	1-6	at	CHI	10/15/1988	W	7-5		CHI	3/30/1994	W	3-2*		CHI	12/13/2005	W	5-3		CHI	3/8/2018	W	3-2	at	CHI

COLORADO **AVALANCHE**

2018-19 SCHEDULE

10/20/18 ..... at CAR ..... 1 p.m.
3/11/19 ..... at COL ..... 9 p.m.

HURRICANES vs. COLORADO

ALL-TIME: ..... GP: 144 ..... 49-71-21-3 ..... GF: 437 ..... GA: 535
at home: ..... GP: 71 ..... 31-26-12-2 ..... GF: 227 ..... GA: 231
on road: ..... GP: 73 ..... 18-45-9-1 ..... GF: 210 ..... GA: 304
in overtime: ..... GP: 25 5-4-16

Owner/Chairman, KSE ..... E. Stanley Kroenke
President ..... Josh Kroenke
Executive vice president/General manager ..... Joe Sakic
Head coach ..... Jared Bednar
Assistant coaches ..... Nolan Pratt, Ray Bennett
Goaltending coach ..... Jussi Parkkila
Senior vice president, communications & team services ..... Jean Martineau
Executive director of media services ..... Brendan McNicholas
Media relations coordinator ..... Danielle Bernstein
General office 303/405-1100

Inaugural season ..... 1979-80 (Quebec); 1995-96 (Colorado)
Stanley Cup titles 2 (1996, 2001)
Home ice ..... Pepsi Center (1999)
Building capacity 17,809
2017-18 record 43-30-9
AHL affiliate ..... Colorado Eagles

SERIES RECORDS

Winning streak ..... 4 ..... 2/3/1990-3/31/1990
Losing streak ..... 6 ..... 11/29/1997-11/3/2000
Unbeaten streak ..... 8 ..... 12/26/1989-11/21/1990
Goals scored ..... 11 ..... 1/17/1986 (W, 11-6)
Goals allowed ..... 12 ..... 2/1/1983 (L, 3-12)
Goals, both teams ..... 17 ..... 1/17/1986 (W, 11-6)
Current CAR streak ..... 1 win
Current COL streak ..... 1 loss

LAST TRANSACTION

3/3/2010 CAR acquired Cedric LaLonde-McNicoll and COL's 2010 sixth-round pick (167th overall – Tyler Stahl) from COL in exchange for Stephane Yelle and Harrison Reed.

2017-18 SERIES RECAP

SEASON SERIES TIED: 1-1-0

At CAROLINA HURRICANES			Attend	Goaltenders	Winning Goal
10 Feb '18	Hurricanes 3	Avalanche 1	15,589	Ward vs. Varlamov	Brock McGinn

At COLORADO AVALANCHE			Attend	Goaltenders	Winning Goal
02 Nov '17	Hurricanes 3	Avalanche 5	12,048	Ward vs. Varlamov	G. Landeskog

SERIES STATISTICS

HURRICANES SPECIALTY TEAMS		
Power Play	0-5	0.0%
Penalty Killing	6-7	85.7%

AVALANCHE SPECIALTY TEAMS		
Power Play	1-7	14.3%
Penalty Killing	5-5	100.0%

HURRICANES LEADING SCORER

	GP	G	A	P	+/-	PIM
Elias Lindholm	2	1	2	3	3	0

AVALANCHE GOAL SCORERS

	GP	G	A	P	+/-	PIM
Tyson Barrie	2	1	1	2	-1	0
Patrik Nemeth	2	1	1	2	1	2
Mikko Rantanen	2	1	1	2	2	0
Carl Soderberg	2	1	1	2	1	2
Nathan MacKinnon	1	0	2	2	1	0

GOALTENDING

HURRICANES	GP	Min	W-L-OT	SO	GA	SA	SV	GAA	SV%
Cam Ward	2	118	1-1-0	0	6	57	51	3.04	.895

AVALANCHE	GP	Min	W-L-OT	SO	GA	SA	SV	GAA	SV%
Semyon Varlamov	2	117	1-1-0	0	6	95	89	3.06	.937

ALL-TIME SEASON SERIES RECORDS

YEAR	OVERALL	HOME	ROAD
1979-80	1-1-2	1-0-1	0-1-1
1980-81	2-2-0	2-0-0	0-2-0
1981-82	2-3-3	1-0-3	1-3-0
1982-83	2-6-0	2-2-0	0-4-0
1983-84	1-3-4	0-1-3	1-2-1
1984-85	3-5-0	2-2-0	1-3-0
1985-86	4-4-0	2-2-0	2-2-0
1986-87	3-3-2	3-0-1	0-3-1
1987-88	2-6-0	0-4-0	2-2-0
1988-89	4-3-1	2-2-0	2-1-1
1989-90	6-1-1	3-1-0	3-0-1
1990-91	1-3-4	0-2-2	1-1-2
1991-92	3-5-0	3-1-0	0-4-0
1992-93	3-3-1	1-1-1	2-2-0
1993-94	1-4-0	0-2-0	1-2-0
1994-95	1-3-0	1-1-0	0-2-0
1995-96	2-0-0	1-0-0	1-0-0
1996-97	0-1-1	0-1-0	0-0-1
1997-98	0-1-1	0-1-0	0-0-1
1998-99	0-2-0	0-1-0	0-1-0
1999-00	0-2-0-0	0-1-0-0	0-1-0-0
2000-01	0-1-1-0	0-0-1-0	0-1-0-0
2001-02	0-1-0-0	0-0-0-0	0-1-0-0
2002-03	0-0-0-1	0-0-0-1	0-0-0-0
2003-04	0-1-0-0	0-0-0-0	0-1-0-0
2005-06	Did Not Play Northwest Div. Teams		
2006-07	0-1-0	0-0-0	0-1-0
2007-08	0-1-0	0-1-0	0-0-0
2008-09	1-0-0	1-0-0	0-0-0
2009-10	1-1-0	1-0-0	0-1-0
2010-11	1-0-0	1-0-0	0-0-0
2011-12	0-0-1	0-0-0	0-0-1
2012-13	Did Not Play Western Conf. Teams		
2013-14	1-1-0	1-0-0	0-1-0
2014-15	1-1-0	1-0-0	0-1-0
2015-16	2-0-0	1-0-0	1-0-0
2016-17	0-1-1	0-0-1	0-1-0
2017-18	1-1-0	1-0-0	0-1-0

ALL-TIME SEASON GAME RESULTS

*(*Overtime **Shootout)*

10/24/1979	T	2-2	at	COL (QUE)	1/29/1984	T	5-5*		COL (QUE)	11/7/1987	L	3-5		COL (QUE)	3/23/1991	L	3-7	at	COL (QUE)	10/24/1997	T	3-3*	at	COL
11/24/1979	T	4-4		COL (QUE)	3/24/1984	W	3-2*	at	COL (QUE)	12/8/1987	W	5-4	at	COL (QUE)	10/5/1991	L	2-4	at	COL (QUE)	11/29/1997	L	2-3		COL
2/26/1980	L	5-9	at	COL (QUE)	3/25/1984	T	6-6*		COL (QUE)	12/26/1987	L	2-4		COL (QUE)	11/12/1991	W	5-4		COL (QUE)	11/2/1998	L	2-3		COL
4/4/1980	W	9-2		COL (QUE)	10/31/1984	L	3-5		COL (QUE)	12/27/1987	L	3-5	at	COL (QUE)	11/25/1991	L	2-5	at	COL (QUE)	3/18/1999	L	2-3	at	COL
10/25/1980	W	4-2		COL (QUE)	11/10/1984	W	1-0	at	COL (QUE)	3/8/1988	L	4-6	at	COL (QUE)	12/28/1991	L	1-4	at	COL (QUE)	12/4/1999	L	1-3	at	COL
12/21/1980	L	5-6	at	COL (QUE)	12/1/1984	L	4-8	at	COL (QUE)	3/13/1988	L	1-4		COL (QUE)	1/2/1992	W	4-1		COL (QUE)	12/20/1999	L	2-4		COL
2/2/1981	L	2-4	at	COL (QUE)	1/2/1985	L	3-7	at	COL (QUE)	10/6/1988	L	2-5		COL (QUE)	2/22/1992	W	4-0		COL (QUE)	11/3/2000	L	3-5	at	COL
4/1/1981	W	5-4		COL (QUE)	2/10/1985	L	4-10		COL (QUE)	11/23/1988	W	4-3		COL (QUE)	3/5/1992	L	4-10		COL (QUE)	1/6/2001	T	2-2*		COL
10/6/1981	L	5-6	at	COL (QUE)	3/24/1985	W	2-1		COL (QUE)	11/26/1988	W	4-2	at	COL (QUE)	3/9/1992	L	0-2	at	COL (QUE)	10/23/2001	L	1-5	at	COL
11/21/1981	L	3-7	at	COL (QUE)	4/6/1985	W	2-1		COL (QUE)	12/28/1988	T	4-4*	at	COL (QUE)	11/3/1992	T	3-3*		COL (QUE)	1/12/2003	OT	2-3*		COL
11/25/1981	T	3-3		COL (QUE)	4/7/1985	L	1-4	at	COL (QUE)	1/23/1989	W	5-0	at	COL (QUE)	11/21/1992	L	2-8	at	COL (QUE)	2/3/2004	L	1-3	at	COL
1/11/1982	L	2-6	at	COL (QUE)	10/15/1985	L	1-4	at	COL (QUE)	1/28/1989	L	2-3*		COL (QUE)	12/31/1992	L	2-6		COL (QUE)	12/11/2006	L	2-5	at	COL
1/20/1982	W	4-2		COL (QUE)	10/30/1985	W	6-4		COL (QUE)	2/23/1989	W	4-2		COL (QUE)	1/9/1993	W	4-2		COL (QUE)	1/12/2008	L	4-5		COL
1/31/1982	T	4-4		COL (QUE)	11/9/1985	W	4-3	at	COL (QUE)	3/23/1989	L	3-6	at	COL (QUE)	2/27/1993	W	5-3	at	COL (QUE)	2/22/2009	W	5-2		COL
3/16/1982	W	7-5	at	COL (QUE)	12/31/1985	L	1-5	at	COL (QUE)	10/8/1989	W	9-6	at	COL (QUE)	3/8/1993	W	4-2	at	COL (QUE)	10/23/2009	L	4-5	at	COL
3/24/1982	T	3-3		COL (QUE)	1/2/1986	L	2-3		COL (QUE)	10/25/1989	W	2-0		COL (QUE)	4/10/1993	L	3-6	at	COL (QUE)	1/8/2010	W	2-1		COL
11/10/1982	W	7-5		COL (QUE)	1/17/1986	W	11-6		COL (QUE)	11/22/1989	L	2-4		COL (QUE)	10/20/1993	L	2-5		COL (QUE)	12/3/2010	W	2-1*		COL
12/28/1982	L	1-4	at	COL (QUE)	1/18/1986	W	5-2	at	COL (QUE)	12/26/1989	T	3-3*	at	COL (QUE)	1/29/1994	L	2-3		COL (QUE)	2/10/2012	OT	3-4*	at	COL
1/27/1983	W	5-2		COL (QUE)	3/8/1986	L	3-6		COL (QUE)	2/3/1990	W	5-1	at	COL (QUE)	2/1/1994	W	2-1	at	COL (QUE)	10/25/2013	L	2-4	at	COL
2/1/1983	L	3-12	at	COL (QUE)	11/1/1986	T	2-2*		COL (QUE)	2/21/1990	W	3-2		COL (QUE)	3/17/1994	L	1-4	at	COL (QUE)	11/12/2013	W	2-1		COL
3/5/1983	L	3-10	at	COL (QUE)	11/2/1986	T	3-3*	at	COL (QUE)	3/21/1990	W	4-1		COL (QUE)	4/7/1994	L	2-5	at	COL (QUE)	11/22/2014	L	3-4	at	COL
3/6/1983	L	3-7		COL (QUE)	12/1/1986	L	1-4	at	COL (QUE)	3/31/1990	W	3-2	at	COL (QUE)	2/5/1995	L	1-3	at	COL (QUE)	1/13/2015	W	3-2**		COL
4/2/1983	L	4-5		COL (QUE)	12/3/1986	W	2-1		COL (QUE)	10/4/1990	T	3-3*		COL (QUE)	2/8/1995	L	2-3		COL (QUE)	10/21/2015	W	1-0*	at	COL
4/3/1983	L	5-6	at	COL (QUE)	1/23/1987	W	3-2		COL (QUE)	10/16/1990	T	1-1*	at	COL (QUE)	3/9/1995	W	2-1		COL (QUE)	10/30/2015	W	3-2		COL
10/13/1983	T	4-4*		COL (QUE)	1/27/1987	L	2-4	at	COL (QUE)	11/21/1990	T	4-4*		COL (QUE)	5/3/1995	L	1-4	at	COL (QUE)	2/17/2017	OT	1-2*		COL
11/17/1983	L	2-4		COL (QUE)	2/28/1987	W	2-1		COL (QUE)	11/28/1990	L	3-4		COL (QUE)	12/15/1995	W	4-2		COL	3/7/2017	L	1-3	at	COL
11/19/1983	T	4-4*	at	COL (QUE)	3/10/1987	L	4-6	at	COL (QUE)	12/26/1990	W	4-1	at	COL (QUE)	2/9/1996	W	3-2*	at	COL	11/2/2017	L	3-5	at	COL
12/27/1983	L	3-7	at	COL (QUE)	10/8/1987	L	1-5		COL (QUE)	3/2/1991	T	3-3*	at	COL (QUE)	11/16/1996	T	4-4*	at	COL	2/10/2018	W	3-1		COL
1/28/1984	L	0-3	at	COL (QUE)	11/1/1987	W	5-1	at	COL (QUE)	3/10/1991	L	1-2		COL (QUE)	3/25/1997	L	0-4		COL					

COLUMBUS **BLUE JACKETS**

2018-19 SCHEDULE

10/5/18	at CBJ	7 p.m.
11/17/18	at CAR	7 p.m.
1/4/19	at CAR	7:30 p.m.
3/15/19	at CBJ	7 p.m.

HURRICANES vs. COLUMBUS

ALL-TIME:	GP: 34	18-12-0-4	GF: 85	GA: 88
at home:	GP: 18	10-5-0-3	GF: 47	GA: 47
on road:	GP: 16	8-7-0-1	GF: 38	GA: 41
in overtime:	GP: 7	3-4-0		

Majority owner/Governor	John P. McConnell
President of hockey operations	John Davidson
General manager	Jarmo Kekalainen
Head coach	John Tortorella
Assistant coach	Brad Larsen, Kenny McCudden, Brad Shaw
Goaltending coach	Manny Legace
Vice president of communications & team services	Todd Sharrock
Director of communications	Karen Davis
Manager of communications	Glenn Odebralski
General office	614/246-4625

Inaugural season	2000-01
Stanley Cup titles	None
Home ice	Nationwide Arena (2000)
Building capacity	18,144
2017-18 record	45-30-7
AHL affiliate	Cleveland Monsters

SERIES RECORDS

Winning streak	4 (2x)	Last: 3/15/2015-3/24/2016
Losing streak	7	12/29/2007-1/10/2014
Unbeaten streak	4 (2x)	Last: 3/15/2015-3/24/2016
Goals scored	6	3/10/2003 (W, 6-5)
Goals allowed	5 (4x)	Last: 4/2/2016 (L, 1-5)
Goals, both teams	11	3/10/2003 (W, 6-5)
Current CAR streak	1 win / Points in 5 straight games	
Current CBJ streak	1 loss	

LAST TRANSACTION

2/23/2007 CAR acquired Anson Carter from CBJ in exchange for CAR's 2008 fifth-round pick (135th overall – Thomas Kubalik).

2017-18 SERIES RECAP

HURRICANES WIN SEASON SERIES: 2-0-2 (BLUE JACKETS: 2-2-0)

At CAROLINA HURRICANES			Attend	Goaltenders	Winning Goal
16 Dec '17	Hurricanes 2	Blue Jackets 1	11,357	Darling vs. Bobrovsky	Noah Hanifin
10 Oct '17	*Hurricanes 1	Blue Jackets 2	7,892	Darling vs. Bobrovsky	Sonny Milano

At BLUE JACKETS			Attend	Goaltenders	Winning Goal
28 Nov '17	**Hurricanes 2	Blue Jackets 3	13,947	Darling vs. Korpisalo	(Cam Atkinson)
10 Nov '17	Hurricanes 3	Blue Jackets 1	16,049	Ward vs. Bobrovsky	Jordan Staal

SERIES STATISTICS

HURRICANES SPECIALTY TEAMS		
Power Play	0-7	0.0%
Penalty Killing	10-10	100.0%

BLUE JACKETS SPECIALTY TEAMS		
Power Play	0-10	0.0%
Penalty Killing	7-7	100.0%

HURRICANES LEADING SCORERS

	GP	G	A	P	+/-	PM
Jordan Staal	4	3	0	3	4	6
Noah Hanifin	4	2	1	3	1	0
Brock McGinn	4	2	1	3	3	0
Jeff Skinner	4	1	2	3	0	2
Derek Ryan	4	0	3	3	2	0

BLUE JACKETS LEADING SCORER

	GP	G	A	P	+/-	PM
Sonny Milano	2	2	1	3	3	0

GOALTENDING

HURRICANES	GP	Min	W-L-OT	SO	GA	SA	SV	GAA	SV%
Cam Ward	1	60	1-0-0	0	1	26	25	1.00	.962
Scott Darling	3	188	1-0-2	0	5	101	96	1.59	.950

BLUE JACKETS	GP	Min	W-L-OT	SO	GA	SA	SV	GAA	SV%
Sergei Bobrovsky	3	182	1-2-0	0	5	90	85	1.65	.944
Joonas Korpisalo	1	65	1-0-0	0	2	31	29	1.85	.935

ALL-TIME SEASON SERIES RECORDS

YEAR	OVERALL	HOME	ROAD	YEAR	OVERALL	HOME	ROAD	YEAR	OVERALL	HOME	ROAD
2000-01	1-1-0-0	1-0-0-0	0-1-0-0	2007-08	0-1-0	0-0-0	0-1-0	2013-14	2-2-1	1-1-1	1-1-0
2001-02	1-0-0-0	1-0-0-0	0-0-0-0	2008-09	0-1-0	0-1-0	0-0-0	2014-15	3-0-1	1-0-1	2-0-0
2002-03	2-0-0-0	1-0-0-0	1-0-0-0	2009-10	0-1-0	0-0-0	0-1-0	2015-16	3-1-0	1-1-0	2-0-0
2003-04	1-1-0-0	0-1-0-0	1-0-0-0	2010-11	0-1-0	0-1-0	0-0-0	2016-17	2-2-0	2-0-0	0-2-0
2005-06	1-0-0	1-0-0	0-0-0	2011-12	0-1-0	0-0-0	0-1-0	2017-18	2-0-2	1-0-1	1-0-1
2006-07	Did Not Play Central Div. Teams			2012-13	Did Not Play Western Conf. Teams						

ALL-TIME SEASON GAME RESULTS

*(*Overtime **Shootout)*

12/29/2000	L	1-3	at	CBJ	12/29/2007	L	1-4	at	CBJ	3/18/2014	W	3-1	at	CBJ	3/24/2016	W	3-2	at	CBJ	11/28/2017	OT	2-3**	at	CBJ
3/7/2001	W	2-1		CBJ	2/14/2009	L	1-5		CBJ	3/29/2014	OT	2-3*		CBJ	4/2/2016	L	1-5		CBJ	12/16/2017	W	2-1		CBJ
11/19/2001	W	5-2		CBJ	11/7/2009	L	2-3	at	CBJ	11/4/2014	W	4-2	at	CBJ	1/10/2017	W	5-3		CBJ					
11/30/2002	W	4-2	at	CBJ	3/12/2011	L	2-3		CBJ	11/7/2014	W	3-2*		CBJ	1/17/2017	L	1-4	at	CBJ					
3/10/2003	W	6-5		CBJ	3/23/2012	L	1-5	at	CBJ	3/10/2015	OT	3-4**		CBJ	1/21/2017	L	2-3	at	CBJ					
3/2/2004	L	0-3		CBJ	12/23/2013	L	3-4		CBJ	3/15/2015	W	3-2	at	CBJ	3/30/2017	W	2-1*		CBJ					
3/8/2004	W	4-1	at	CBJ	1/10/2014	L	0-3	at	CBJ	1/8/2016	W	4-1		CBJ	10/10/2017	OT	1-2*		CBJ					
12/15/2005	W	2-1		CBJ	1/27/2014	W	3-2		CBJ	1/9/2016	W	4-3*	at	CBJ	11/10/2017	W	3-1	at	CBJ					

DALLAS **STARS**

2018-19 SCHEDULE

2/16/19	at CAR	8 p.m.
2/23/19	at DAL	5 p.m.

HURRICANES vs. DALLAS

ALL-TIME:	GP: 79	28-42-6-3	GF: 237	GA: 288
at home:	GP: 41	17-20-4-0	GF: 127	GA: 140
on road:	GP: 38	11-22-2-3	GF: 110	GA: 148
in overtime:	GP: 11	2-4-5		

Owner/Governor	Tom Gaglardi
General manager	Jim Nill
Head coach	Jim Montgomery
Assistant coaches	Stu Barnes, Rick Bowness, Todd Nelson
Goaltending coach	Jeff Reese
Vice president, communications	Tom Holy
Corporate communications manager	Joe Calvillo
Media relations manager	Ben Fromstein
General office	214/387-5500

Inaugural season	1967-68 (Minnesota); 1993-94 (Dallas)
Stanley Cup titles	1 (1999)
Home ice	American Airlines Center (2001)
Building capacity	18,532
2017-18 record	42-32-8
AHL affiliate	Texas Stars

SERIES RECORDS

Winning streak	5	3/21/1987-11/12/1988
Losing streak	7	10/11/1979-2/14/1981
Unbeaten streak	5	3/21/1987-11/12/1988
Goals scored	8	3/26/1988 (W, 8-1)
Goals allowed	9	10/11/1980 (L, 3-9)
Goals, both teams	15	2/22/1982 (L, 7-8)
Current CAR streak		1 win
Current DAL streak		1 loss

LAST TRANSACTION

6/29/2004 CAR acquired DAL's 2005 fourth-round pick (94th overall – Jakub Vojta) from DAL in exchange for Jaroslav Svoboda.

2017-18 SERIES RECAP

SEASON SERIES TIED: 1-1-0

At CAROLINA HURRICANES			Attend	Goaltenders	Winning Goal
13 Nov '17	Hurricanes 5	Stars 1	7,968	Darling vs. Bishop	Teuvo Teravainen

At DALLAS STARS			Attend	Goaltenders	Winning Goal
21 Oct '17	Hurricanes 3	Stars 4	18,023	Darling vs. Bishop	Tyler Pitlick

SERIES STATISTICS

HURRICANES SPECIALTY TEAMS		
Power Play	1-7	14.3%
Penalty Killing	4-5	80.0%

STARS SPECIALTY TEAMS		
Power Play	1-5	20.0%
Penalty Killing	6-7	85.7%

HURRICANES LEADING SCORER	GP	G	A	P	+/-	PIM
Jordan Staal	2	1	4	5	2	0

STARS LEADING SCORERS	GP	G	A	P	+/-	PIM
Tyler Pitlick	2	2	0	2	2	0
Jamie Benn	2	1	1	2	-2	0
Alexander Radulov	2	1	1	2	-2	0
Tyler Seguin	2	1	1	2	-2	2
Radek Faksa	2	0	2	2	0	0

GOALTENDING

HURRICANES	GP	Min	W-L-OT	SO	GA	SA	SV	GAA	SV%
Scott Darling	2	118	1-1-0	0	5	52	47	2.54	.904

STARS	GP	Min	W-L-OT	SO	GA	SA	SV	GAA	SV%
Ben Bishop	2	120	1-1-0	0	8	67	59	4.00	.881

ALL-TIME SEASON SERIES RECORDS

YEAR	OVERALL	HOME	ROAD	YEAR	OVERALL	HOME	ROAD	YEAR	OVERALL	HOME	ROAD
1979-80	0-4-0	0-2-0	0-2-0	1992-93	1-0-1	0-0-1	1-0-0	2006-07	1-0-0	1-0-0	0-0-0
1980-81	1-3-0	1-1-0	0-2-0	1993-94	0-1-1	0-0-1	0-1-0	2007-08	Did Not Play Pacific Div. Teams		
1981-82	1-2-0	1-1-0	0-1-0	1994-95	Did Not Play Western Conf. Teams			2008-09	0-1-0	0-0-0	0-1-0
1982-83	0-2-1	0-1-0	0-1-1	1995-96	1-1-0	0-1-0	1-0-0	2009-10	1-1-0	1-0-0	0-1-0
1983-84	3-0-0	2-0-0	1-0-0	1996-97	0-2-0	0-1-0	0-1-0	2010-11	0-1-1	0-1-0	0-0-1
1984-85	1-2-0	0-1-0	1-1-	1997-98	0-2-0	0-1-0	0-1-0	2011-12	0-1-0	0-1-0	0-0-0
1985-86	1-2-0	1-1-0	0-1-0	1998-99	0-1-1	0-0-1	0-1-0	2012-13	Did Not Play Western Conf. Teams		
1986-87	1-2-0	1-0-0	0-2-0	1999-00	1-1-0-0	1-0-0-0	0-1-0-0	2013-14	1-1-0	1-0-0	0-1-0
1987-88	3-0-0	2-0-0	1-0-0	2000-01	1-0-0-0	1-0-0-0	0-0-0-0	2014-15	1-1-0	0-1-0	1-0-0
1988-89	2-1-0	0-1-0	2-0-0	2001-02	1-0-1-0	1-0-0-0	0-0-1-0	2015-16	0-2-0	0-1-0	0-1-0
1989-90	2-1-0	1-1-0	1-0-0	2002-03	1-0-0-1	1-0-0-0	0-0-0-1	2016-17	0-2-0	0-1-0	0-1-0
1990-91	1-2-0	0-1-0	1-1-0	2003-04	0-1-0-0	0-1-0-0	0-0-0-0	2017-18	1-1-0	1-0-0	0-1-0
1991-92	1-1-1	0-1-1	1-0-0	2005-06	0-0-1	0-0-0	0-0-1				

ALL-TIME SEASON GAME RESULTS *(*Overtime **Shootout)*

10/11/1979	L	1-4	at	DAL	(MIN)	1/10/1984	W	6-3	at	DAL	(MIN)	10/7/1989	L	4-6		DAL	(MIN)	3/21/1997	L	0-2	at	DAL		11/23/2009	L	0-2	at	DAL	
1/9/1980	L	2-6	at	DAL	(MIN)	10/27/1984	W	5-3	at	DAL	(MIN)	12/23/1989	W	4-3		DAL	(MIN)	1/3/1998	L	1-6		DAL		12/16/2009	W	5-3		DAL	
2/10/1980	L	2-6		DAL	(MIN)	11/28/1984	L	2-4		DAL	(MIN)	2/7/1990	W	5-3	at	DAL	(MIN)	3/20/1998	L	1-6	at	DAL		11/29/2010	L	1-4		DAL	
3/16/1980	L	1-6		DAL	(MIN)	1/12/1985	L	4-5	at	DAL	(MIN)	10/24/1990	L	0-3	at	DAL	(MIN)	10/15/1998	T	2-2*		DAL		12/10/2010	OT	1-2**	at	DAL	
10/11/1980	L	3-9	at	DAL	(MIN)	11/13/1985	W	5-2		DAL	(MIN)	11/10/1990	W	3-2*	at	DAL	(MIN)	3/21/1999	L	2-3*	at	DAL		11/6/2011	L	2-5		DAL	
11/12/1980	L	1-5		DAL	(MIN)	2/15/1986	L	1-4	at	DAL	(MIN)	12/23/1990	L	2-5		DAL	(MIN)	11/20/1999	W	1-0		DAL		2/27/2014	L	1-4	at	DAL	
2/14/1981	L	4-7	at	DAL	(MIN)	2/26/1986	L	2-5		DAL	(MIN)	1/28/1992	L	3-4		DAL	(MIN)	12/8/1999	L	1-2	at	DAL		4/3/2014	W	4-1		DAL	
2/25/1981	W	3-2		DAL	(MIN)	12/31/1986	L	2-5	at	DAL	(MIN)	2/9/1992	T	4-4*		DAL	(MIN)	10/10/2000	W	5-2		DAL		11/18/2014	W	6-4	at	DAL	
11/7/1981	W	4-2		DAL	(MIN)	1/10/1987	L	3-4	at	DAL	(MIN)	2/29/1992	W	5-4*	at	DAL	(MIN)	10/7/2001	W	3-0		DAL		3/12/2015	L	3-5		DAL	
2/22/1982	L	7-8	at	DAL	(MIN)	3/21/1987	W	5-1		DAL	(MIN)	1/3/1993	T	6-6*		DAL	(MIN)	11/21/2001	T	4-4*	at	DAL		11/6/2015	L	1-4		DAL	
3/28/1982	L	2-5		DAL	(MIN)	1/19/1988	W	6-3	at	DAL	(MIN)	3/27/1993	W	2-1	at	DAL	(MIN)	12/22/2002	W	1-0		DAL		12/8/2015	L	5-6	at	DAL	
11/2/1982	L	6-7		DAL	(MIN)	1/23/1988	W	5-0		DAL	(MIN)	10/27/1993	L	1-5	at	DAL		2/11/2003	OT	1-2*	at	DAL		2/11/2017	L	2-5	at	DAL	
12/14/1982	T	3-3	at	DAL	(MIN)	3/26/1988	W	8-1		DAL	(MIN)	3/12/1994	T	2-2*		DAL		12/22/2003	L	1-3		DAL		4/1/2017	L	0-3		DAL	
1/22/1983	L	2-7	at	DAL	(MIN)	11/12/1988	W	3-1	at	DAL	(MIN)	2/11/1996	W	5-3	at	DAL		12/2/2005	OT	4-5**	at	DAL		10/21/2017	L	3-4	at	DAL	
11/8/1983	W	6-4		DAL	(MIN)	12/3/1988	L	2-4		DAL	(MIN)	2/25/1996	L	2-6		DAL		11/18/2006	W	5-4		DAL		11/13/2017	W	5-1		DAL	
12/23/1983	W	5-3		DAL	(MIN)	2/18/1989	W	4-3	at	DAL	(MIN)	12/20/1996	L	1-4		DAL		3/12/2009	L	2-3	at	DAL							

DETROIT **RED WINGS**

2018-19 SCHEDULE

10/22/18	at DET	7:30 p.m.
11/10/18	at CAR	7 p.m.
12/20/18	at CAR	7 p.m.

HURRICANES vs. DETROIT

ALL-TIME:	GP: 82	31-40-8-3	GF: 239	GA: 264
at home:	GP: 40	20-17-1-2	GF: 125	GA: 112
on road:	GP: 42	11-23-7-1	GF: 114	GA: 152
in overtime:	GP: 9	1-4-4		

Owner	Mike Ilitch (1929-2017), Marian Ilitch
Governor, President & CEO	Christopher Ilitch
Executive vice president & general manager	Ken Holland
Head coach	Jeff Blashill
Assistant coaches	Dan Bylsma, Doug Houda, Pat Ferschweiler
Goaltending coach	Jeff Salajko
Director of public relations	Todd Beam
Communications professionals	Kyle Kujawa, Alex DiFilippo
General office	313/471-7000

Inaugural season	1926-27
Stanley Cup titles	11 (1936, 1937, 1943, 1950, 1952, 1954, 1955, 1997, 1998, 2002, 2008)
Home ice	Little Caesars Arena (2017)
Building capacity	19,515
2017-18 record	30-39-13
AHL affiliate	Grand Rapids Griffins

SERIES RECORDS

Winning streak	3	4/6/1980-10/29/1980
Losing streak	7	2/24/1994-10/18/1997
Unbeaten streak	10	1/12/1980-1/23/1982
Goals scored	8	10/17/1981 (W, 8-1)
Goals allowed	8	11/1/1991 (L, 5-8)
Goals, both teams	13	11/1/1991 (L, 5-8)
Current CAR streak		2 losses
Current DET streak		2 wins

LAST TRANSACTION

11/1/2016 DET claimed Martin Frk on waivers from CAR.

2017-18 SERIES RECAP

RED WINGS WIN SEASON SERIES: 2-1-0 (HURRICANES: 1-2-0)

At CAROLINA HURRICANES			Attend	Goaltenders	Winning Goal
02 Feb '18	Hurricanes 1	Red Wings 4	18,126	Darling vs. Mrazek	Trevor Daley

At DETROIT RED WINGS			Attend	Goaltenders	Winning Goal
24 Feb '18	Hurricanes 1	Red Wings 3	19,515	Darling vs. Howard	Henrik Zetterberg
20 Jan '18	Hurricanes 3	Red Wings 1	19,515	Ward vs. Howard	Elias Lindholm

SERIES STATISTICS

HURRICANES SPECIALTY TEAMS			RED WINGS SPECIALTY TEAMS		
Power Play	3-9	33.3%	Power Play	2-9	22.2%
Penalty Killing	7-9	77.8%	Penalty Killing	6-9	66.7%

HURRICANES LEADING SCORER

	GP	G	A	P	+/-	PM
Justin Faulk	3	0	3	3	-2	0

RED WINGS LEADING SCORERS

	GP	G	A	P	+/-	PM
Darren Helm	2	1	2	3	3	2
Dylan Larkin	3	0	3	3	1	4

GOALTENDING

HURRICANES	GP	Min	W-L-OT	SO	GA	SA	SV	GAA	SV%
Cam Ward	1	60	1-0-0	0	1	24	23	1.01	.958
Scott Darling	2	119	0-2-0	0	7	60	53	3.54	.883

RED WINGS	GP	Min	W-L-OT	SO	GA	SA	SV	GAA	SV%
Petr Mrazek	1	60	1-0-0	0	1	37	36	1.00	.973
Jimmy Howard	2	118	1-1-0	0	4	59	55	2.03	.932

ALL-TIME SEASON SERIES RECORDS

YEAR	OVERALL	HOME	ROAD	YEAR	OVERALL	HOME	ROAD	YEAR	OVERALL	HOME	ROAD
1979-80	2-1-1	1-1-0	1-0-1	1992-93	0-2-0	0-1-0	0-1-0	2006-07	Did Not Play Central Div. Teams		
1980-81	2-0-2	2-0-0	0-0-2	1993-94	1-2-0	1-0-0	0-2-0	2007-08	0-1-0	0-0-0	0-1-0
1981-82	2-0-1	1-0-0	1-0-1	1994-95	Did Not Play Western Conf. Teams			2008-09	0-1-0	0-1-0	0-0-0
1982-83	0-3-0	0-2-0	0-1-0	1995-96	0-2-0	0-1-0	0-1-0	2009-10	0-1-0	0-0-0	0-1-0
1983-84	1-1-1	1-0-0	0-1-1	1996-97	0-2-0	0-1-0	0-1-0	2010-11	1-0-0	1-0-0	0-0-0
1984-85	2-1-0	2-0-0	0-1-0	1997-98	1-1-0	1-0-0	0-1-0	2011-12	0-1-0	0-0-0	0-1-0
1985-86	2-1-0	1-0-0	1-1-0	1998-99	1-1-0	1-0-0	0-1-0	2012-13	Did Not Play Western Conf. Teams		
1986-87	1-1-1	1-1-0	0-0-1	1999-00	0-2-0-0	0-1-0-0	0-1-0-0	2013-14	1-1-1	0-0-1	1-1-0
1987-88	2-1-0	1-0-0	1-1-0	2000-01	0-0-0-1	0-0-0-0	0-0-0-1	2014-15	0-3-0	0-2-0	0-1-0
1988-89	2-1-0	1-1-0	1-0-0	2001-02	0-2-0-0	0-1-0-0	0-1-0-0	2015-16	2-1-0	0-1-0	2-0-0
1989-90	2-0-1	0-0-1	2-0-0	2002-03	1-0-0-0	1-0-0-0	0-0-0-0	2016-17	1-1-1	1-0-1	0-1-0
1990-91	2-1-0	2-0-0	0-1-0	2003-04	0-1-1-0	0-1-0-0	0-0-1-0	2017-18	1-2-0	0-1-0	1-1-0
1991-92	0-2-0	0-1-0	0-1-0	2005-06	1-0-0	1-0-0	0-0-0				

ALL-TIME SEASON GAME RESULTS

*(*Overtime **Shootout)*

1/6/1980	L	1-2		DET	10/18/1984	W	7-3		DET	11/14/1989	W	3-0	at	DET	12/12/1998	W	3-0		DET	11/21/2013	L	3-4	at	DET
1/12/1980	W	6-4	at	DET	11/21/1984	L	2-4	at	DET	10/12/1990	L	2-4	at	DET	1/21/1999	L	1-4	at	DET	4/11/2014	W	2-1	at	DET
3/12/1980	T	4-4	at	DET	1/3/1985	W	6-2		DET	2/13/1991	W	6-2		DET	11/5/1999	L	2-3	at	DET	12/7/2014	L	1-3		DET
4/6/1980	W	5-3		DET	12/29/1985	W	5-2		DET	3/14/1991	W	4-2		DET	12/22/1999	L	1-4		DET	4/7/2015	L	2-3	at	DET
10/18/1980	W	4-2		DET	2/6/1986	L	3-4*	at	DET	11/1/1991	L	5-8	at	DET	2/14/2001	OTL	3-4*	at	DET	4/11/2015	L	0-2		DET
10/29/1980	W	5-3		DET	3/18/1986	W	6-4	at	DET	2/23/1992	L	0-4		DET	10/30/2001	L	2-5		DET	10/10/2015	L	3-4		DET
2/12/1981	T	2-2	at	DET	12/6/1986	L	1-4		DET	11/6/1992	L	2-5	at	DET	11/13/2001	L	3-4	at	DET	10/16/2015	W	5-3	at	DET
3/10/1981	T	4-4	at	DET	12/20/1986	T	2-2*	at	DET	11/14/1992	L	0-2		DET	11/29/2002	W	6-4		DET	10/27/2015	W	3-1	at	DET
10/17/1981	W	8-1		DET	3/3/1987	W	5-3		DET	12/1/1993	W	5-3		DET	1/2/2004	L	1-4		DET	10/25/2016	L	2-4	at	DET
12/22/1981	W	3-2	at	DET	11/6/1987	L	1-3	at	DET	2/24/1994	L	0-3	at	DET	1/31/2004	T	4-4*	at	DET	3/27/2017	OT	3-4*		DET
1/23/1982	T	2-2	at	DET	1/24/1988	W	2-1*		DET	3/29/1994	L	2-6	at	DET	1/10/2006	W	3-2		DET	3/28/2017	W	4-1		DET
10/30/1982	L	2-4		DET	3/24/1988	W	3-2	at	DET	12/31/1995	L	2-3	at	DET	12/9/2007	L	2-5	at	DET	1/20/2018	W	3-1	at	DET
2/9/1983	L	5-6		DET	11/16/1988	L	3-4		DET	3/6/1996	L	2-4		DET	10/13/2008	L	1-3		DET	2/2/2018	L	1-4		DET
2/20/1983	L	2-7	at	DET	12/30/1988	W	4-3		DET	11/4/1996	L	1-5	at	DET	1/14/2010	L	1-3	at	DET	2/24/18	L	1-3	at	DET
1/3/1984	L	1-7	at	DET	12/31/1988	W	3-2	at	DET	11/8/1996	L	1-4		DET	4/6/2011	W	3-0		DET					
2/1/1984	T	6-6*	at	DET	10/21/1989	T	3-3*		DET	10/18/1997	L	2-4	at	DET	3/24/2012	L	4-5	at	DET					
2/7/1984	W	4-1		DET	11/3/1989	W	4-3	at	DET	11/5/1997	W	3-1		DET	10/4/2013	OT	2-3*		DET					

EDMONTON **OILERS**

2018-19 SCHEDULE

1/20/19 ..... at EDM ..... 9:30 p.m.
2/15/19 ..... at CAR ..... 7:30 p.m.

HURRICANES vs. EDMONTON

ALL-TIME: ..... GP: 76 ..... 25-37-12-2 ..... GF: 258 ..... GA: 268
at home: ..... GP: 37 ..... 16-14-7-0 ..... GF: 144 ..... GA: 119
on road: ..... GP: 39 ..... 9-23-5-2 ..... GF: 114 ..... GA: 149
in overtime: ..... GP: 11 0-3-8

Owner/Governor ..... Daryl A. Katz (Oilers Entertainment Group)
President of hockey operations and general manager ..... Peter Chiarelli
Head coach ..... Todd McLellan
Assistant coaches ..... Glen Gulutzan, Trent Yawney, Manny Viveiros
Goaltending coach/Video coach ..... Dustin Schwartz/Jeremy Coupal
Sr. director, hockey communications & media relations ..... J.J. Hebert
Manager, hockey communications & media relations ..... Shawn May
Manager, hockey communications & research ..... Andre Brin
General office 780/414-4000

Inaugural season ..... 1972-73 (WHA); 1979-80 (NHL)
Stanley Cup titles 5 (1984, 1985, 1987, 1988, 1990)
Home ice ..... Rogers Place (2016)
Building capacity 18,347
2017-18 record 36-40-6
AHL affiliate ..... Bakersfield Condors

SERIES RECORDS

Winning streak ..... 3 ..... 11/12/1997-12/15/1998
Losing streak ..... 4 (2x) 1/31/1992-1/15/1993
Unbeaten streak ..... 6 ..... 11/12/1997-3/15/2000
Goals scored ..... 11 ..... 2/12/1984 (W, 11-0)
Goals allowed ..... 9 ..... 3/8/1983 (L, 4-9)
Goals, both teams ..... 15 ..... 3/29/1985 (W, 8-7)
Current CAR streak ..... 1 loss
Current EDM streak ..... 1 win

LAST TRANSACTION

6/26/2010 CAR acquired Riley Nash from EDM in exchange for OTT's 2010 second-round pick (46th overall – Martin Marincin).

2017-18 SERIES RECAP

SEASON SERIES TIED: 1-1-0

At CAROLINA HURRICANES			Attend	Goaltenders	Winning Goal
20 Mar '18	Hurricanes 3	Oilers 7	10,554	Darling vs. Talbot	Pontus Aberg

At EDMONTON OILERS			Attend	Goaltenders	Winning Goal
17 Oct '17	Hurricanes 5	Oilers 3	18,347	Ward vs. Brossoit	Jordan Staal

SERIES STATISTICS

HURRICANES SPECIALTY TEAMS		
Power Play	3-7	42.9%
Penalty Killing	6-8	75.0%

OILERS SPECIALTY TEAMS		
Power Play	2-8	25.0%
Penalty Killing	4-7	57.1%

HURRICANES LEADING SCORER

	GP	G	A	P	+/-	PIM
Jordan Staal	2	1	4	5	1	0

OILERS LEADING SCORERS

	GP	G	A	P	+/-	PIM
Ryan Strome	2	2	2	4	1	0
Leon Draisaitl	1	1	3	4	4	0

GOALTENDING

HURRICANES	GP	Min	W-L-OT	SO	GA	SA	SV	GAA	SV%
Cam Ward	1	60	1-0-0	0	3	51	48	3.01	.941
Scott Darling	1	60	0-1-0	0	7	30	23	7.00	.767

OILERS	GP	Min	W-L-OT	SO	GA	SA	SV	GAA	SV%
Cam Talbot	1	60	1-0-0	0	3	33	30	3.00	.909
Laurent Brossoit	1	58	0-1-0	0	5	21	16	5.19	.762

ALL-TIME SEASON SERIES RECORDS

YEAR	OVERALL	HOME	ROAD	YEAR	OVERALL	HOME	ROAD	YEAR	OVERALL	HOME	ROAD
1979-80	2-1-1	2-0-0	0-1-1	1992-93	1-1-0	1-0-0	0-1-0	2006-07	0-1-0	0-0-0	0-1-0
1980-81	1-2-1	1-1-0	0-1-1	1993-94	1-0-1	0-0-1	1-0-0	2007-08	1-0-0	1-0-0	0-0-0
1981-82	0-2-1	0-0-1	0-2-0	1994-95	Did Not Play Western Conf. Teams			2008-09	0-1-0	0-1-0	0-0-0
1982-83	0-2-1	0-1-1	0-1-0	1995-96	1-0-1	0-0-1	1-0-0	2009-10	0-1-0	0-0-0	0-1-0
1983-84	1-2-0	1-0-0	0-2-0	1996-97	0-2-0	0-1-0	0-1-0	2010-11	1-0-0	1-0-0	0-0-0
1984-85	1-2-0	1-1-0	0-1-0	1997-98	2-0-0	1-0-0	1-0-0	2011-12	1-0-0	0-0-0	1-0-0
1985-86	0-3-0	0-1-0	0-2-0	1998-99	1-0-1	1-0-0	0-0-1	2012-13	Did Not Play Western Conf. Teams		
1986-87	1-2-0	1-1-0	0-1-0	1999-00	0-0-2-0	0-0-1-0	0-0-1-0	2013-14	0-1-1	0-1-0	0-0-1
1987-88	1-2-0	0-1-0	1-1-0	2000-01	0-1-0-0	0-1-0-0	0-0-0-0	2014-15	1-1-0	1-0-0	0-1-0
1988-89	1-2-0	1-1-0	0-1-0	2001-02	1-0-1-0	0-0-1-0	1-0-0-0	2015-16	1-0-1	1-0-0	0-0-1
1989-90	1-0-2	0-0-1	1-0-1	2002-03	0-1-0-0	0-0-0-0	0-1-0-0	2016-17	1-1-0	1-0-0	0-1-0
1990-91	1-2-0	1-1-0	0-1-0	2003-04	1-0-0-0	0-0-0-0	1-0-0-0	2017-18	1-1-0	0-1-0	1-0-0
1991-92	0-3-0	0-1-0	0-2-0	2005-06	Did Not Play Northwest Div. Teams						

ALL-TIME SEASON GAME RESULTS

*(*Overtime **Shootout)*

11/17/1979	W	4-0		EDM	3/21/1984	L	3-5	at	EDM	1/6/1990	T	4-4*	at	EDM	3/15/1997	L	2-4		EDM	11/9/2010	W	7-1		EDM
12/9/1979	L	0-3	at	EDM	11/30/1984	L	2-4		EDM	1/30/1990	T	4-4*		EDM	11/12/1997	W	6-4	at	EDM	12/7/2011	W	5-3	at	EDM
1/2/1980	T	3-3	at	EDM	2/3/1985	L	3-6	at	EDM	3/18/1990	W	3-1	at	EDM	3/15/1998	W	4-1		EDM	12/10/2013	OT	4-5*	at	EDM
2/19/1980	W	6-2		EDM	3/29/1985	W	8-7		EDM	12/1/1990	L	2-4		EDM	12/15/1998	W	3-0		EDM	3/16/2014	L	1-2		EDM
11/28/1980	W	6-4		EDM	11/30/1985	L	5-8	at	EDM	12/30/1990	L	3-4	at	EDM	2/27/1999	T	2-2*	at	EDM	10/24/2014	L	3-6	at	EDM
12/7/1980	L	4-6	at	EDM	1/4/1986	L	3-4	at	EDM	2/6/1991	W	5-1		EDM	10/13/1999	T	3-3*	at	EDM	3/8/2015	W	7-4		EDM
1/9/1981	T	6-6	at	EDM	1/15/1986	L	1-4		EDM	1/31/1992	L	1-4	at	EDM	3/15/2000	T	2-2*		EDM	11/25/2015	W	4-1		EDM
3/25/1981	L	2-7		EDM	11/15/1986	W	6-2		EDM	2/13/1992	L	1-3		EDM	3/11/2001	L	2-3		EDM	1/4/2016	OT	0-1*	at	EDM
10/21/1981	L	2-5	at	EDM	3/15/1987	L	1-4	at	EDM	3/14/1992	L	1-3	at	EDM	11/11/2001	T	1-1*		EDM	10/18/2016	L	2-3	at	EDM
11/11/1981	T	4-4		EDM	3/25/1987	L	3-5		EDM	1/15/1993	L	1-3	at	EDM	1/10/2002	W	4-1	at	EDM	2/3/2017	W	2-1		EDM
2/19/1982	L	4-7	at	EDM	12/19/1987	W	4-3	at	EDM	2/20/1993	W	7-3		EDM	12/11/2002	L	1-4	at	EDM	10/17/2017	W	5-3	at	EDM
10/14/1982	T	4-4		EDM	1/6/1988	L	1-5		EDM	11/13/1993	T	4-4*		EDM	12/9/2003	W	3-2	at	EDM	3/20/2018	L	3-7		EDM
10/20/1982	L	2-4	at	EDM	1/30/1988	L	2-5	at	EDM	2/12/1994	W	5-2	at	EDM	12/6/2006	L	1-3	at	EDM					
3/8/1983	L	4-9		EDM	12/17/1988	L	2-4		EDM	1/9/1996	W	5-1	at	EDM	1/18/2008	W	7-2		EDM					
1/7/1984	L	3-5	at	EDM	2/21/1989	L	4-7	at	EDM	2/28/1996	T	4-4*		EDM	11/1/2008	L	1-3		EDM					
2/12/1984	W	11-0		EDM	3/8/1989	W	7-3		EDM	1/12/1997	L	1-2*	at	EDM	2/1/2010	L	2-4	at	EDM					

FLORIDA **PANTHERS**

2018-19 SCHEDULE

11/23/18	at CAR	7:30 p.m.
2/21/19	at FLA	7 p.m.
3/2/19	at FLA	7 p.m.

HURRICANES vs. FLORIDA

ALL-TIME:	GP: 118	58-43-11-6	GF: 314	GA: 325
at home:	GP: 59	38-16-3-2	GF: 180	GA: 142
on road:	GP: 59	20-27-8-4	GF: 134	GA: 183
in overtime:	GP: 31	14-6-11		

Owner, Chairman & Governor	Vincent J. Viola
President of hockey operations and general manager	Dale Tallon
Head coach	Bob Boughner
Associate coach	Jack Capuano
Assistant coach	Paul McFarland
Goaltending coach	Robb Tallas
Vice president, communications and public relations	Thomas Drance
Director of communications and digital media	Adelyn Biedenbach
Communications manager	Chrissy Parente
Media relations coordinator	Mike Lewis
General office	954/835-7000

Inaugural season	1993-94
Stanley Cup titles	None
Home ice	BB&T Center (1998)
Building capacity	19,512
2017-18 record	44-30-8
AHL affiliate	Springfield Thunderbirds

SERIES RECORDS

Winning streak	7	12/23/2006-4/7/2007
Losing streak	6	Last: 11/26/2014-4/9/2016
Unbeaten streak	8	11/29/2000-4/12/2002
Goals scored	7 (3x)	Last: 10/9/2009 (W, 7-2)
Goals allowed	7	11/5/2010 (L, 4-7)
Goals, both teams	12	4/4/2004 (T, 6-6)
Current CAR streak		1 loss
Current FLA streak		1 win

LAST TRANSACTION

10/11/2016 CAR acquired Connor Brickley from FLA in exchange for Brody Sutter.

2017-18 SERIES RECAP

HURRICANES WIN SEASON SERIES: 2-1-1 (PANTHERS: 1-1-1)

At CAROLINA HURRICANES			Attend	Goaltenders	Winning Goal
02 Dec '17	*Hurricanes 3	Panthers 2	14,246	Ward vs. Reimer	Noah Hanifin
07 Nov '17	Hurricanes 3	Panthers 1	8,828	Darling vs. Luongo	Derek Ryan

At FLORIDA PANTHERS			Attend	Goaltenders	Winning Goal
02 Apr '18	Hurricanes 2	Panthers 3	10,619	Darling vs. Luongo	Alexander Petrovic

SERIES STATISTICS

HURRICANES SPECIALTY TEAMS		
Power Play	2-11	18.2%
Penalty Killing	4-6	66.7%

PANTHERS SPECIALTY TEAMS		
Power Play	2-6	33.3%
Penalty Killing	9-11	81.8%

HURRICANES LEADING SCORERS	GP	G	A	P	+/-	PIM
Derek Ryan	3	2	1	3	3	0
Justin Williams	3	1	2	3	4	0

PANTHERS LEADING SCORER	GP	G	A	P	+/-	PIM
Aleksander Barkov	3	1	3	4	0	4

GOALTENDING

HURRICANES	GP	Min	W-L-OT	SO	GA	SA	SV	GAA	SV%
Cam Ward	1	65	1-0-0	0	2	39	37	1.85	.949
Scott Darling	2	118	1-1-0	0	4	66	62	2.04	.939

PANTHERS	GP	Min	W-L-OT	SO	GA	SA	SV	GAA	SV%
Roberto Luongo	2	119	1-1-0	0	4	76	72	2.02	.947
James Reimer	1	65	0-0-1	0	3	47	44	2.77	.936

ALL-TIME SEASON SERIES RECORDS

YEAR	OVERALL	HOME	ROAD	YEAR	OVERALL	HOME	ROAD	YEAR	OVERALL	HOME	ROAD
1993-94	3-1-0	1-1-0	2-0-0	2001-02	4-0-1-0	2-0-1-0	2-0-0-0	2010-11	4-1-1	2-0-1	2-1-0
1994-95	0-3-1	0-2-0	0-1-1	2002-03	1-3-0-1	1-1-0-0	0-2-0-1	2011-12	1-3-2	1-1-1	0-2-1
1995-96	1-3-0	1-1-0	0-2-0	2003-04	2-2-2-0	2-0-1-0	0-2-1-0	2012-13	2-2-0	1-1-0	1-1-0
1996-97	2-1-1	2-0-0	0-1-1	2005-06	6-1-1	4-0-0	2-1-1	2013-14	3-0-0	2-0-0	1-0-0
1997-98	1-3-0	0-2-0	1-1-0	2006-07	7-1-0	4-0-0	3-1-0	2014-15	0-3-0	0-1-0	0-2-0
1998-99	1-0-4	1-0-1	0-0-3	2007-08	5-3-0	3-1-0	2-2-0	2015-16	0-3-0	0-2-0	0-1-0
1999-00	3-2-0-0	2-1-0-0	1-1-0-0	2008-09	3-3-0	2-1-0	1-2-0	2016-17	2-0-1	1-0-0	1-0-1
2000-01	2-1-2-0	1-1-0-0	1-0-2-0	2009-10	3-3-0	3-0-0	0-3-0	2017-18	2-1-0	2-0-0	0-1-0

ALL-TIME SEASON GAME RESULTS

*(*Overtime **Shootout)*

11/23/1993	W	2-1*	at	FLA	3/6/1999	T	2-2*	at	FLA	3/25/2004	W	3-2		FLA	2/16/2008	W	5-4		FLA	3/11/2012	L	0-2	at	FLA
11/27/1993	W	4-0		FLA	12/26/1999	W	4-3*		FLA	3/29/2004	L	1-3	at	FLA	3/20/2008	W	2-1**	at	FLA	3/21/2012	W	3-1		FLA
12/29/1993	L	3-5		FLA	1/14/2000	L	1-5	at	FLA	4/4/2004	T	6-6*	at	FLA	4/4/2008	L	3-4		FLA	4/7/2012	L	1-4	at	FLA
3/4/1994	W	2-1	at	FLA	2/1/2000	W	4-2		FLA	11/5/2005	W	2-0		FLA	10/10/2008	W	6-4		FLA	1/19/2013	L	1-5	at	FLA
1/28/1995	L	1-2		FLA	2/24/2000	L	2-4		FLA	11/11/2005	W	1-0	at	FLA	11/24/2008	L	2-3	at	FLA	3/2/2013	W	6-2		FLA
2/11/1995	L	3-4	at	FLA	2/26/2000	W	2-1*	at	FLA	12/23/2005	W	4-3		FLA	12/18/2008	W	2-1*		FLA	3/3/2013	W	3-2	at	FLA
3/12/1995	L	1-4		FLA	10/13/2000	T	2-2*	at	FLA	1/25/2006	W	4-3**	at	FLA	1/8/2009	L	2-4	at	FLA	3/19/2013	L	1-4		FLA
3/29/1995	T	4-4*	at	FLA	11/15/2000	L	1-4		FLA	3/3/2006	W	5-2		FLA	2/12/2009	L	0-5		FLA	1/18/2014	W	3-2		FLA
10/21/1995	L	0-3	at	FLA	11/29/2000	W	2-1*	at	FLA	3/10/2006	L	3-5	at	FLA	3/23/2009	W	3-2*	at	FLA	2/7/2014	W	5-1		FLA
12/2/1995	L	3-5		FLA	1/9/2001	W	7-3		FLA	3/11/2006	OT	3-4*	at	FLA	10/9/2009	W	7-2		FLA	3/27/2014	W	3-0	at	FLA
3/2/1996	W	7-1		FLA	1/12/2001	T	2-2*	at	FLA	3/31/2006	W	3-2		FLA	11/4/2009	L	0-3	at	FLA	11/26/2014	L	0-1	at	FLA
4/1/1996	L	2-3	at	FLA	12/8/2001	W	3-2	at	FLA	10/11/2006	L	3-6	at	FLA	12/18/2009	L	3-6	at	FLA	3/14/2015	L	0-2		FLA
10/12/1996	L	0-6	at	FLA	12/12/2001	W	4-1		FLA	12/23/2006	W	3-2*	at	FLA	12/19/2009	W	3-2		FLA	4/2/2015	L	1-6	at	FLA
11/29/1996	T	1-1*	at	FLA	1/25/2002	T	1-1*		FLA	12/26/2006	W	4-2		FLA	2/9/2010	W	4-1		FLA	10/13/2015	L	1-4		FLA
12/11/1996	W	5-2		FLA	3/21/2002	W	3-2		FLA	1/11/2007	W	6-4		FLA	3/6/2010	L	1-4	at	FLA	12/18/2015	L	0-2		FLA
1/22/1997	W	2-1*		FLA	4/12/2002	W	3-1	at	FLA	1/16/2007	W	3-2*	at	FLA	11/5/2010	L	4-7	at	FLA	4/9/2016	L	2-5	at	FLA
12/10/1997	L	2-5		FLA	12/4/2002	L	2-4	at	FLA	3/13/2007	W	3-1		FLA	11/6/2010	W	3-2		FLA	11/27/2016	W	3-2		FLA
12/26/1997	L	2-5		FLA	12/6/2002	L	0-2		FLA	4/1/2007	W	4-3*	at	FLA	12/15/2010	W	4-3	at	FLA	2/28/2017	OT	2-3**	at	FLA
1/27/1998	L	0-3	at	FLA	1/24/2003	W	3-1		FLA	4/7/2007	W	5-4*		FLA	1/3/2011	OT	3-4*		FLA	3/21/2017	W	4-3	at	FLA
3/23/1998	W	5-3	at	FLA	1/25/2003	OTL	2-3*	at	FLA	10/31/2007	L	2-4	at	FLA	1/7/2011	W	5-3	at	FLA	11/7/2017	W	3-1		FLA
12/5/1998	T	3-3*	at	FLA	4/4/2003	L	1-4	at	FLA	11/3/2007	W	4-2		FLA	3/1/2011	W	2-1		FLA	12/2/2017	W	3-2*		FLA
1/1/1999	T	3-3*	at	FLA	10/9/2003	L	1-3	at	FLA	11/12/2007	W	4-3	at	FLA	11/29/2011	L	1-3		FLA	4/2/2018	L	2-3	at	FLA
1/14/1999	W	3-2		FLA	10/13/2003	T	2-2*		FLA	11/17/2007	W	2-1		FLA	12/18/2011	OT	2-3*	at	FLA					
2/6/1999	T	3-3*		FLA	2/16/2004	W	3-1		FLA	12/20/2007	L	4-5	at	FLA	2/25/2012	OT	2-3**		FLA					

LOS ANGELES **KINGS**

2018-19 SCHEDULE

12/2/18 ..... at LA ..... 10:30 p.m.
2/26/19 ..... at CAR ..... 7 p.m.

HURRICANES vs. LOS ANGELES

ALL-TIME: ..... GP: 77 ..... 32-34-8-3 ..... GF: 265 ..... GA: 286
at home: ..... GP: 39 ..... 20-13-5-1 ..... GF: 135 ..... GA: 134
on road: ..... GP: 38 ..... 12-21-3-2 ..... GF: 130 ..... GA: 152
in overtime: ..... GP: 12 2-5-5

Owners ..... Philip F. Anschutz, Edward P. Roski, Jr.
Vice president and general manager ..... Rob Blake
Head coach ..... John Stevens
Assistant coaches ..... Dave Lowry, Don Nachbaur
Goaltending coach ..... Bill Ranford
Senior director, communications and heritage ..... Jeff Moeller
Director, communications and media services ..... Mike Kalinowski
Manager, communications and media services ..... Eddie Fischermann
General office 310/535-4500

Inaugural season 1967-68
Stanley Cup titles 2 (2012, 2014)
Home ice ..... STAPLES Center (1999)
Building capacity 18,230
2017-18 record 45-29-8
AHL affiliate ..... Ontario Reign

SERIES RECORDS

Winning streak ..... 4 ..... 3/22/1987-3/9/1988
Losing streak ..... 4 ..... 10/31/1992-3/2/1994
Unbeaten streak ..... 4 (4x) ..... Last: 3/15/2003-2/13/2007
Goals scored ..... 9 ..... 11/27/1985 (W, 9-0)
Goals allowed ..... 9 (2x) ..... Last: 1/14/1989 (L, 6-9)
Goals, both teams ..... 15 ..... 1/14/1989 (L, 6-9)
Current CAR streak ..... 1 win / Points in 2 straight games
Current LA streak ..... 1 loss

LAST TRANSACTION

2/29/2016 CAR acquired Valentin Zykov and a conditional fifth-round pick in the 2016 NHL Draft from LA in exchange for Kris Versteeg.

2017-18 SERIES RECAP

HURRICANES WIN SEASON SERIES: 1-0-1 (KINGS: 1-1-0)

At CAROLINA HURRICANES			Attend	Goaltenders	Winning Goal
13 Feb '18	Hurricanes 7	Kings 3	12,805	Ward vs. Quick, Kuemper	Justin Faulk

At LOS ANGELES KINGS		Attend	Goaltenders	Winning Goal
09 Dec '17	*Hurricanes 2 Kings 3	18,230	Darling vs. Quick	Tanner Pearson

SERIES STATISTICS

HURRICANES SPECIALTY TEAMS		
Power Play	4-8	50.0%
Penalty Killing	2-3	66.7%

KINGS SPECIALTY TEAMS		
Power Play	1-3	33.3%
Penalty Killing	4-8	50.0%

HURRICANES LEADING SCORER

	GP	G	A	P	+/-	PIM
Teuvo Teravainen	2	0	4	4	-1	0

KINGS LEADING SCORERS

	GP	G	A	P	+/-	PIM
Anze Kopitar	2	2	2	4	0	0
Tyler Toffoli	2	2	2	4	1	0

GOALTENDING

HURRICANES	GP	Min	W-L-OT	SO	GA	SA	SV	GAA	SV%
Cam Ward	1	60	1-0-0	0	3	30	27	3.02	.900
Scott Darling	1	64	0-0-1	0	3	21	18	2.82	.857

KINGS	GP	Min	W-L-OT	SO	GA	SA	SV	GAA	SV%
Jonathan Quick	2	86	1-1-0	0	6	54	48	4.19	.889
Darcy Kuemper	1	39	0-0-0	0	3	21	18	4.65	.857

ALL-TIME SEASON SERIES RECORDS

YEAR	OVERALL	HOME	ROAD	YEAR	OVERALL	HOME	ROAD	YEAR	OVERALL	HOME	ROAD
1979-80	2-1-1	2-0-0	0-1-1	1992-93	0-2-0	0-1-0	0-1-0	2006-07	1-0-0	1-0-0	0-0-0
1980-81	0-3-1	0-1-1	0-2-0	1993-94	0-2-0	0-1-0	0-1-0	2007-08	Did Not Play Pacific Div. Teams		
1981-82	2-0-1	1-0-1	1-0-0	1994-95	Did Not Play Western Conf. Teams			2008-09	0-0-1	0-0-0	0-0-1
1982-83	1-2-0	0-1-0	1-1-0	1995-96	2-0-0	1-0-0	1-0-0	2009-10	0-1-0	0-1-0	0-0-0
1983-84	2-1-0	1-1-0	1-0-0	1996-97	0-2-0	0-1-0	0-1-0	2010-11	0-1-0	0-0-0	0-1-0
1984-85	0-2-1	0-1-0	0-1-1	1997-98	1-0-1	0-0-1	1-0-0	2011-12	1-0-0	1-0-0	0-0-0
1985-86	2-1-0	1-1-0	1-0-0	1998-99	1-1-0	0-1-0	1-0-0	2012-13	Did Not Play Western Conf. Teams		
1986-87	1-2-0	1-0-0	0-2-0	1999-00	1-0-0-0	0-0-0-0	1-0-0-0	2013-14	0-1-1	0-0-1	0-1-0
1987-88	3-0-0	2-0-0	1-0-0	2000-01	0-2-0-0	0-1-0-0	0-1-0-0	2014-15	1-1-0	1-0-0	0-1-0
1988-89	1-2-0	1-0-0	0-2-0	2001-02	1-1-0-0	1-0-0-0	0-1-0-0	2015-16	1-1-0	1-0-0	0-1-0
1989-90	2-1-0	1-1-0	1-0-0	2002-03	0-1-1-0	0-0-1-0	0-1-0-0	2016-17	1-1-0	0-1-0	1-0-0
1990-91	1-2-0	1-0-0	0-2-0	2003-04	1-0-0-0	1-0-0-0	0-0-0-0	2017-18	1-0-1	1-0-0	0-0-1
1991-92	1-0-2	1-0-1	0-0-1	2005-06	1-0-0	0-0-0	1-0-0				

ALL-TIME SEASON GAME RESULTS *(*Overtime **Shootout)*

10/19/1979	W	6-3		LA	12/30/1983	L	3-9		LA	11/4/1989	W	6-3		LA	1/30/1997	L	3-5	at	LA	11/11/2009	L	2-5		LA
12/12/1979	L	4-7	at	LA	1/31/1985	L	3-5	at	LA	12/13/1989	L	2-5		LA	10/7/1997	T	3-3*		LA	10/20/2010	L	3-4	at	LA
2/6/1980	W	7-3		LA	2/23/1985	L	1-2*		LA	1/13/1990	W	6-3	at	LA	3/5/1998	W	2-1	at	LA	2/4/2012	W	2-1		LA
3/29/1980	T	2-2	at	LA	3/13/1985	T	3-3*	at	LA	10/19/1990	L	2-5	at	LA	10/25/1998	L	2-3		LA	10/11/2013	OT	1-2**		LA
12/2/1980	L	2-5	at	LA	11/2/1985	L	1-8		LA	1/8/1991	L	3-4*	at	LA	11/14/1998	W	5-3	at	LA	3/1/2014	L	1-3	at	LA
12/13/1980	T	5-5		LA	11/27/1985	W	9-0	at	LA	1/16/1991	W	4-3		LA	3/2/2000	W	5-2	at	LA	11/2/2014	W	3-2		LA
1/7/1981	L	3-5	at	LA	3/22/1986	W	6-3		LA	10/30/1991	T	4-4*		LA	1/20/2001	L	3-6		LA	11/20/2014	L	2-3	at	LA
1/14/1981	L	4-5		LA	11/8/1986	L	3-4	at	LA	2/6/1992	T	5-5*	at	LA	2/8/2001	L	2-4	at	LA	10/23/2015	L	0-3	at	LA
12/19/1981	T	5-5		LA	2/14/1987	L	2-5	at	LA	3/11/1992	W	4-0		LA	10/28/2001	W	3-2*		LA	11/22/2015	W	4-3		LA
2/2/1982	W	5-3	at	LA	3/22/1987	W	6-3		LA	10/31/1992	L	1-7		LA	2/7/2002	L	1-2	at	LA	12/8/2016	W	3-1	at	LA
3/7/1982	W	7-6		LA	12/12/1987	W	3-2		LA	12/5/1992	L	3-7	at	LA	2/7/2003	L	2-8	at	LA	1/26/2017	L	0-3		LA
10/23/1982	W	5-3	at	LA	1/16/1988	W	4-3	at	LA	1/12/1994	L	4-6	at	LA	3/15/2003	T	0-0*		LA	12/9/2017	OT	2-3*	at	LA
1/20/1983	L	3-4	at	LA	3/9/1988	W	5-4		LA	3/2/1994	L	1-4		LA	11/8/2003	W	3-2*		LA	2/12/2018	W	7-3		LA
2/15/1983	L	2-5		LA	11/10/1988	L	2-7	at	LA	1/25/1996	W	8-2		LA	12/8/2005	W	3-2	at	LA					
10/25/1983	W	8-5	at	LA	1/14/1989	L	6-9	at	LA	1/31/1996	W	6-4	at	LA	2/13/2007	W	2-1		LA					
11/5/1983	W	2-1		LA	1/21/1989	W	5-4		LA	11/2/1996	L	2-3		LA	10/17/2008	OT	3-4*	at	LA					

MINNESOTA **WILD**

2018-19 SCHEDULE

10/13/18	at MIN	6 p.m.
3/23/19	at CAR	7 p.m.

HURRICANES vs. MINNESOTA

ALL-TIME:	GP: 24	10-8-2-4	GF: 63	GA: 68
at home:	GP: 10	7-1-0-2	GF: 23	GA: 20
on road:	GP: 14	3-7-2-2	GF: 40	GA: 48
in overtime:	GP: 9	3-4-2		

Owner/Governor	Craig Leipold
General manager	Paul Fenton
Head coach	Bruce Boudreau
Assistant coaches	Dean Evason, Darby Hendrickson, Bob Woods
Goaltending coach	Bob Mason
Director of media relations	Aaron Sickman
Communications coordinator	Megan Kogut
General office	651/602-6000

Inaugural season	2000-01
Stanley Cup titles	None
Home ice	Xcel Energy Center (2000)
Building capacity	17,954
2017-18 record	45-26-11
AHL affiliate	Iowa Wild

SERIES RECORDS

Winning streak	4	11/15/2009-3/17/2012
Losing streak	2	2/14/2015-3/6/2015
Unbeaten streak	4	11/15/2009-3/17/2012
Goals scored	7	10/24/2001 (W, 7-3)
Goals allowed	6 (2x)	Last: 3/6/18 (L, 2-6)
Goals, both teams	10	10/24/2001 (W, 7-3)
Current CAR streak		1 loss
Current MIN streak		1 win / Points in 2 straight games

LAST TRANSACTION

11/28/2010 MIN claimed Patrick O'Sullivan on waivers.

2017-18 SERIES RECAP

WILD WIN SEASON SERIES: 1-0-1 (HURRICANES 1-1-0)

At CAROLINA HURRICANES	Attend	Goaltenders	Winning Goal
07 Oct '17 **Hurricanes 5 Wild 4	18,680	Darling vs. Stalock	(Jaccob Slavin)

At MINNESOTA WILD			Attend	Goaltenders	Winning Goal
06 Mar '18	Hurricanes 2	Wild 6	19,017	Ward, Darling vs. Dubnyk	Zach Parise

SERIES STATISTICS

HURRICANES SPECIALTY TEAMS		
Power Play	2-8	25.0%
Penalty Killing	2-5	40.0%

WILD SPECIALTY TEAMS		
Power Play	3-5	60.0%
Penalty Killing	6-8	75.0%

HURRICANES LEADING SCORER

	GP	G	A	P	+/-	PIM
Victor Rask	2	1	2	3	2	2

WILD LEADING SCORER

	GP	G	A	P	+/-	PIM
Eric Staal	2	3	1	4	2	0

GOALTENDING

HURRICANES	GP	Min	W-L-OT	SO	GA	SA	SV	GAA	SV%
Scott Darling	2	101	1-0-0	0	6	45	39	3.56	.867
Cam Ward	1	24	0-1-0	0	4	13	9	10.17	.692

WILD	GP	Min	W-L-OT	SO	GA	SA	SV	GAA	SV%
Devan Dubnyk	1	60	1-0-0	0	2	31	29	2.00	.935
Alex Stalock	1	64	0-0-1	0	4	42	38	3.74	.905

ALL-TIME SEASON SERIES RECORDS

YEAR	OVERALL	HOME	ROAD	YEAR	OVERALL	HOME	ROAD	YEAR	OVERALL	HOME	ROAD
2000-01	0-0-1-0	0-0-0-0	0-0-1-0	2007-08	1-0-0	1-0-0	0-0-0	2013-14	0-1-1	0-0-1	0-1-0
2001-02	2-0-0-0	1-0-0-0	1-0-0-0	2008-09	0-1-0	0-0-0	0-1-0	2014-15	0-2-0	0-1-0	0-1-0
2002-03	1-1-0-0	1-0-0-0	0-1-0-0	2009-10	1-0-1	1-0-0	0-0-1	2015-16	0-0-2	0-0-1	0-0-1
2003-04	0-0-1-0	0-0-0-0	0-0-1-0	2010-11	2-0-0	1-0-0	1-0-0	2016-17	1-1-0	1-0-0	0-1-0
2005-06	Did Not Play Northwest Div. Teams			2011-12	1-0-0	0-0-0	1-0-0	2017-18	1-1-0	1-0-0	0-1-0
2006-07	0-1-0	0-0-0	0-1-0	2012-13	Did Not Play Western Conf. Teams						

ALL-TIME SEASON GAME RESULTS

*(*Overtime **Shootout)*

(p) Games played at Hartwall Arena in Helsinki, Finland, as part of 2010 Compuware NHL Premiere

12/13/2000	T	1-1*	at	MIN	2/10/2007	L	4-5	at	MIN	10/8/2010(p)	W	2-1**		MIN	11/12/2015	OT	2-3*		MIN
10/24/2001	W	7-3	at	MIN	3/6/2008	W	3-2		MIN	3/17/2012	W	5-3	at	MIN	3/19/2016	OT	2-3**	at	MIN
1/15/2002	W	2-0		MIN	12/23/2008	L	2-3	at	MIN	10/24/2013	L	1-3	at	MIN	3/16/2017	W	3-1		MIN
12/15/2002	L	1-2	at	MIN	10/24/2009	OT	2-3*	at	MIN	11/9/2013	OT	2-3**		MIN	4/4/2017	L	3-5	at	MIN
3/7/2003	W	1-0		MIN	11/15/2009	W	5-4**		MIN	2/14/2015	L	3-6	at	MIN	10/7/2017	W	5-4**		MIN
2/29/2004	T	3-3*	at	MIN	10/7/2010(p)	W	4-3	at	MIN	3/6/2015	L	1-3		MIN	3/6/2018	L	2-6	at	MIN

MONTREAL **CANADIENS**

2018-19 SCHEDULE

11/27/18	at MTL	7:30 p.m.
12/13/18	at MTL	7:30 p.m.
3/24/19	at CAR	7 p.m.

HURRICANES vs. MONTREAL

ALL-TIME:	GP: 199	71-102-20-6	GF: 565	GA: 703
at home:	GP: 101	42-44-13-2	GF: 291	GA: 333
on road:	GP: 98	29-58-7-4	GF: 274	GA: 370
in overtime:	GP: 36	9-11-16		

Owner/President/CEO	Geoff Molson
Executive vice president/General manager	Marc Bergevin
Head coach	Claude Julien
Associate coach	Kirk Muller
Assistant coaches	Dominique Ducharme, Luke Richardson
Goaltending coach	Stephane Waite
Senior director, media relations	Dominick Saillant
Communications manager	François Marchand
General office	514/932-2582

Inaugural season	1909-10
Stanley Cup titles	24 (1916, 1924, 1930-31, 1944, 1946, 1953, 1956-60, 1965-66, 1968-69, 1971, 1973, 1976-79, 1986, 1993)
Home ice	Bell Centre (1996)
Building capacity	21,288
2017-18 record	29-40-13
AHL affiliate	Laval Rocket

SERIES RECORDS

Winning streak	4 (3x)	Last: 3/23/2017-2/1/2018
Losing streak	10	10/15/1981-12/6/1982
Unbeaten streak	5	3/31/1998-1/30/1999
Goals scored	11	10/19/1985 (W, 11-6)
Goals allowed	11	12/6/1982 (L, 2-11)
Goals, both teams	17	10/19/1985 (W, 11-6)
Current CAR streak		4 wins
Current MTL streak		4 losses

LAST TRANSACTION

12/9/2011 CAR acquired Jaroslav Spacek from MTL in exchange for Tomas Kaberle.

2017-18 SERIES RECAP

HURRICANES WIN SEASON SERIES: 3-0-0

At CAROLINA HURRICANES			Attend	Goaltenders	Winning Goal
01 Feb '18	Hurricanes 2	Canadiens 0	11,953	Ward vs. Price	Brett Pesce
27 Dec '17	Hurricanes 3	Canadiens 1	14,880	Ward vs. Price	Sebastian Aho

At MONTREAL CANADIENS			Attend	Goaltenders	Winning Goal
25 Jan '18	Hurricanes 6	Canadiens 5	21,302	Ward vs. Price	Justin Williams

SERIES STATISTICS

HURRICANES SPECIALTY TEAMS		
Power Play	2-8	25.0%
Penalty Killing	5-6	83.3%

CANADIENS SPECIALTY TEAMS		
Power Play	1-6	16.7%
Penalty Killing	6-8	75.0%

HURRICANES LEADING SCORER	GP	G	A	P	+/-	PIM
Teuvo Teravainen	3	3	1	4	5	0

CANADIENS LEADING SCORER	GP	G	A	P	+/-	PIM
Jeff Petry	3	1	3	4	-1	0

GOALTENDING

HURRICANES	GP	Min	W-L-OT	SO	GA	SA	SV	GAA	SV%
Cam Ward	3	180	3-0-0	1	6	82	76	2.00	.927

CANADIENS	GP	Min	W-L-OT	SO	GA	SA	SV	GAA	SV%
Carey Price	3	178	0-3-0	0	10	94	84	3.37	.894

ALL-TIME SEASON SERIES RECORDS

YEAR	OVERALL	HOME	ROAD	YEAR	OVERALL	HOME	ROAD	YEAR	OVERALL	HOME	ROAD	YEAR	OVERALL	HOME	ROAD
1979-80	0-1-3	0-1-1	0-0-2	1989-90	3-4-1	2-1-1	1-3-0	1999-00	1-3-0-0	1-1-0-0	0-2-0-0	2010-11	1-3-0	1-1-0	0-2-0
1980-81	1-3-0	1-1-0	0-2-0	1990-91	4-4-0	2-2-0	2-2-0	2000-01	1-3-0-0	0-2-0-0	1-1-0-0	2011-12	2-1-1	1-0-1	1-1-0
1981-82	0-7-1	0-4-0	0-3-1	1991-92	2-3-3	1-0-3	1-3-0	2001-02	1-1-2-0	0-0-2-0	1-1-0-0	2012-13	0-3-0	0-1-0	0-2-0
1982-83	3-5-0	3-1-0	0-4-0	1992-93	2-5-0	0-4-0	2-1-0	2002-03	1-2-1-0	0-1-1-0	1-1-0-0	2013-14	1-2-0	1-1-0	0-1-0
1983-84	0-7-1	0-4-0	0-3-1	1993-94	1-4-0	1-2-0	0-2-0	2003-04	1-1-1-1	1-0-1-0	0-1-0-1	2014-15	0-3-0	0-1-0	0-2-0
1984-85	2-5-1	2-1-1	0-4-0	1994-95	3-0-1	2-0-0	1-0-1	2005-06	4-0-0	2-0-0	2-0-0	2015-16	1-1-1	1-1-0	0-0-1
1985-86	3-4-1	2-2-0	1-2-1	1995-96	2-4-0	2-1-0	0-3-0	2006-07	3-1-0	1-1-0	2-0-0	2016-17	2-1-0	1-0-0	1-1-0
1986-87	4-3-1	2-1-1	2-2-0	1996-97	3-3-0	2-1-0	1-2-0	2007-08	2-1-1	0-1-1	2-0-0	2017-18	3-0-0	2-0-0	1-0-0
1987-88	2-4-2	1-2-1	1-2-1	1997-98	3-1-1	1-1-1	2-0-0	2008-09	3-0-1	2-0-0	1-0-1				
1988-89	1-7-0	1-3-0	0-4-0	1998-99	3-1-0	2-0-0	1-1-0	2009-10	2-1-1	1-1-0	1-0-1				

ALL-TIME SEASON GAME RESULTS

*(*Overtime **Shootout)*

12/1/1979	T	4-4	at MTL	12/15/1984	W	4-3*	MTL	1/18/1989	L	1-3	at MTL	3/24/1993	L	5-6*	MTL	3/18/2000	L	2-3	at MTL	12/23/2009	L	1-5	MTL
1/24/1980	L	2-7	MTL	12/22/1984	L	5-10	at MTL	1/19/1989	W	6-4	MTL	10/6/1993	L	3-4	at MTL	10/21/2000	L	2-5	at MTL	3/31/2010	W	2-1	at MTL
3/19/1980	T	5-5	MTL	1/17/1985	L	4-5	at MTL	3/4/1989	L	1-6	MTL	10/13/1993	W	4-3	MTL	1/16/2001	W	3-2*	at MTL	4/8/2010	W	5-2	MTL
3/22/1980	T	5-5	at MTL	1/22/1985	L	5-8	MTL	3/11/1989	L	3-5	at MTL	1/26/1994	L	0-3	MTL	3/14/2001	L	3-6	MTL	11/13/2010	L	2-7	at MTL
10/30/1980	L	2-8	at MTL	3/9/1985	L	3-4	at MTL	10/5/1989	L	1-4	MTL	2/2/1994	L	2-9	at MTL	3/26/2001	L	2-4	MTL	12/23/2010	L	2-3	MTL
1/2/1981	L	1-3	MTL	3/10/1985	T	5-5*	MTL	10/23/1989	L	2-3	at MTL	4/11/1994	L	1-3	MTL	1/17/2002	T	1-1*	MTL	2/26/2011	L	3-4	at MTL
3/18/1981	W	9-3	MTL	10/19/1985	W	11-6	MTL	12/2/1989	W	4-3	at MTL	2/13/1995	T	2-2*	at MTL	3/2/2002	W	4-3	at MTL	3/30/2011	W	6-2	MTL
4/3/1981	L	1-6	at MTL	10/26/1985	L	3-5	at MTL	2/4/1990	L	0-2	at MTL	2/15/1995	W	4-1	MTL	3/16/2002	L	2-3	at MTL	11/16/2011	L	0-4	at MTL
10/8/1981	T	5-5	at MTL	11/5/1985	L	3-8	MTL	2/17/1990	L	3-7	at MTL	4/14/1995	W	4-3*	MTL	3/18/2002	T	1-1*	MTL	11/23/2011	OT	3-4**	MTL
10/15/1981	L	2-7	MTL	12/11/1985	L	1-3	MTL	2/28/1990	W	3-1	MTL	4/24/1995	W	4-3	at MTL	11/1/2002	T	2-2*	MTL	2/13/2012	W	5-3	at MTL
11/29/1981	L	3-6	at MTL	12/16/1985	T	4-4*	at MTL	3/24/1990	W	7-4	MTL	10/27/1995	L	1-4	MTL	11/23/2002	W	7-3	at MTL	4/5/2012	W	2-1**	MTL
12/16/1981	L	1-6	MTL	2/22/1986	L	3-6	at MTL	4/1/1990	T	1-1*	MTL	11/20/1995	L	3-4*	at MTL	3/22/2003	L	3-5	at MTL	2/18/2013	L	0-3	at MTL
2/28/1982	L	0-5	MTL	3/10/1986	W	5-2	at MTL	10/8/1990	L	3-5	at MTL	11/22/1995	W	4-2	MTL	3/31/2003	L	0-4	MTL	3/7/2013	L	2-4	MTL
3/13/1982	L	0-5	at MTL	3/26/1986	W	3-0	MTL	10/13/1990	W	5-2	MTL	12/18/1995	L	2-3	at MTL	12/5/2003	T	1-1*	MTL	4/1/2013	L	1-4	at MTL
3/30/1982	L	4-6	at MTL	11/19/1986	L	1-4	MTL	10/31/1990	L	2-4	MTL	2/21/1996	W	5-3	MTL	12/6/2003	L	1-3	at MTL	12/31/2013	W	5-4*	MTL
3/31/1982	L	1-5	MTL	11/29/1986	W	7-5	at MTL	12/3/1990	W	4-2	at MTL	3/20/1996	L	2-3	at MTL	12/27/2003	W	2-1*	MTL	1/28/2014	L	0-3	at MTL
10/6/1982	L	1-2	at MTL	12/26/1986	T	1-1*	MTL	12/5/1990	L	3-4	MTL	11/20/1996	W	3-1	MTL	2/28/2004	OT	0-1*	at MTL	2/18/2014	L	1-4	MTL
11/16/1982	L	1-7	MTL	12/27/1986	L	2-6	at MTL	2/16/1991	W	2-1	at MTL	1/6/1997	L	4-5	at MTL	12/31/2005	W	5-3	MTL	12/16/2014	L	1-4	at MTL
12/6/1982	L	2-11	at MTL	1/19/1987	W	5-4*	at MTL	2/20/1991	W	5-3	MTL	2/8/1997	L	2-3*	at MTL	1/23/2006	W	7-3	MTL	12/29/2014	L	1-3	MTL
12/8/1982	W	7-4	MTL	1/21/1987	W	3-1	MTL	3/25/1991	L	2-3*	at MTL	3/7/1997	W	2-0	MTL	1/31/2006	W	8-2	at MTL	3/19/2015	L	0-4	at MTL
1/11/1983	L	4-8	at MTL	2/7/1987	W	3-1	MTL	10/8/1991	T	2-2*	MTL	4/2/1997	L	1-4	MTL	3/16/2006	W	5-1	at MTL	12/5/2015	W	3-2	MTL
1/13/1983	W	4-2	MTL	4/1/1987	L	2-3	at MTL	10/14/1991	W	4-3	at MTL	4/5/1997	W	4-1	at MTL	11/2/2006	L	0-4	MTL	2/7/2016	OT	1-2**	at MTL
2/17/1983	W	4-1	MTL	11/11/1987	T	0-0*	MTL	11/14/1991	T	2-2*	MTL	11/19/1997	W	2-1	MTL	11/30/2006	W	4-2	MTL	4/7/2016	L	2-4	MTL
3/15/1983	L	1-5	at MTL	11/16/1987	T	3-3*	at MTL	11/30/1991	W	3-2	MTL	1/24/1998	W	4-3	at MTL	2/6/2007	W	2-1	at MTL	11/18/2016	W	3-2	MTL
11/1/1983	L	2-6	at MTL	11/25/1987	L	5-6	MTL	12/21/1991	L	2-3*	at MTL	2/1/1998	L	3-6	MTL	2/17/2007	W	5-3	at MTL	11/24/2016	L	1-2	at MTL
11/23/1983	L	3-4	MTL	2/1/1988	L	4-5	at MTL	1/11/1992	L	2-3	at MTL	3/31/1998	T	3-3*	MTL	10/3/2007	OT	2-3*	MTL	3/23/2017	W	4-1	at MTL
12/6/1983	L	1-4	at MTL	2/3/1988	L	2-5	MTL	1/26/1992	L	1-3	at MTL	4/4/1998	W	1-0	at MTL	10/13/2007	W	3-1	at MTL	12/27/2017	W	3-1	MTL
12/26/1983	L	1-2	MTL	2/13/1988	W	4-1	at MTL	2/19/1992	T	2-2*	MTL	11/17/1998	W	5-4	MTL	10/26/2007	L	4-7	MTL	1/25/2018	W	6-5	at MTL
1/19/1984	L	2-3	MTL	3/12/1988	L	0-5	at MTL	10/6/1992	L	1-5	MTL	12/2/1998	W	4-1	MTL	12/8/2007	W	5-1	at MTL	2/1/2018	W	2-0	MTL
1/24/1984	T	7-7*	at MTL	3/27/1988	W	4-2	MTL	11/25/1992	L	1-6	MTL	1/30/1999	W	3-1	at MTL	10/28/2008	OT	2-3**	at MTL				
2/14/1984	L	3-5	MTL	10/19/1988	L	4-5	at MTL	12/21/1992	W	5-2	at MTL	4/7/1999	L	0-2	at MTL	11/18/2008	W	2-1	MTL				
3/8/1984	L	2-3	at MTL	11/1/1988	L	3-5	MTL	1/10/1993	L	5-7	MTL	1/24/2000	W	3-2*	MTL	12/16/2008	W	3-2	MTL				
12/3/1984	L	3-9	at MTL	11/3/1988	L	3-6	MTL	1/13/1993	L	3-7	at MTL	1/30/2000	L	0-3	at MTL	12/21/2008	W	3-2*	at MTL				
12/5/1984	W	5-3	MTL	12/19/1988	L	1-2	at MTL	1/27/1993	W	6-5	at MTL	2/17/2000	L	0-3	MTL	11/17/2009	OT	2-3**	at MTL				

NASHVILLE **PREDATORS**

2018-19 SCHEDULE

1/13/19	at CAR	12:30 p.m.
3/9/19	at NSH	8 p.m.

HURRICANES vs. NASHVILLE

ALL-TIME:	GP: 27	12-11-1-3	GF: 65	GA: 69
at home:	GP: 13	8-1-1-3	GF: 36	GA: 30
on road:	GP: 14	4-10-0-0	GF: 29	GA: 39
in overtime:	GP: 7	3-3-1		

Owner/Chairman/Governor	Thomas Cigarran
President of hockey operations/General manager	David Poile
Head coach	Peter Laviolette
Associate coach	Kevin McCarthy
Assistant coach	Dan Muse
Goaltending coach	Ben Vanderklok
Director of communications	Kevin Wilson
Corporate communications manager	Natalie Aronson
General office	615/770-2300

Inaugural season	1998-99
Stanley Cup titles	None
Home ice	Bridgestone Arena (1996)
Building capacity	17,159
2017-18 record	53-18-11
AHL affiliate	Milwaukee Admirals

SERIES RECORDS

Winning streak	4 (2x)	Last: 11/5/2016-12/21/2017
Losing streak	3	Last: 2/5/2008-1/7/2010
Unbeaten streak	4 (2x)	Last: 11/5/2016-12/21/2017
Goals scored	5 (2x)	Last: 12/5/2013 (W, 5-2)
Goals allowed	7	11/26/2000 (L, 4-7)
Goals, both teams	11	11/26/2000 (L, 4-7)
Current CAR streak	4 wins / Points in 5 straight games	
Current NSH streak	1 loss / Winless in 4 straight games	

LAST TRANSACTION

3/21/2013 CAR acquired Zach Boychuk on waivers from NSH.

2017-18 SERIES RECAP

HURRICANES WIN SEASON SERIES: 2-0-0 (PREDATORS: 0-1-1)

At CAROLINA HURRICANES		Attend	Goaltenders	Winning Goal
26 Nov '17	**Hurricanes 4 Predators 3	11,133	Darling vs. Saros	(Sebastian Aho)

At NASHVILLE PREDATORS			Attend	Goaltenders	Winning Goal
21 Dec '17	Hurricanes 4	Predators 1	17,492	Ward vs. Rinne, Saros	Elias Lindholm

SERIES STATISTICS

HURRICANES SPECIALTY TEAMS		
Power Play	3-10	30.0%
Penalty Killing	5-6	83.3%

PREDATORS SPECIALTY TEAMS		
Power Play	1-6	16.7%
Penalty Killing	7-10	70.0%

HURRICANES LEADING SCORER	GP	G	A	P	+/-	PIM
Noah Hanifin	2	1	3	4	2	0

PREDATORS LEADING SCORERS	GP	G	A	P	+/-	PIM
Mattias Ekholm	2	1	1	2	-2	6
Kevin Fiala	2	1	1	2	2	0

GOALTENDING

HURRICANES	GP	Min	W-L-OT	SO	GA	SA	SV	GAA	SV%
Cam Ward	1	60	1-0-0	0	1	29	28	1.00	.966
Scott Darling	1	65	1-0-0	0	3	35	32	2.77	.914

PREDATORS	GP	Min	W-L-OT	SO	GA	SA	SV	GAA	SV%
Juuse Saros	2	118	0-0-1	0	3	62	59	1.53	.952
Pekka Rinne	1	6	0-1-0	0	4	6	2	37.02	.333

ALL-TIME SEASON SERIES RECORDS

YEAR	OVERALL	HOME	ROAD	YEAR	OVERALL	HOME	ROAD	YEAR	OVERALL	HOME	ROAD
1998-99	1-1-0	1-0-0	0-1-0	2006-07	Did Not Play Central Div. Teams			2013-14	2-0-0	1-0-0	1-0-0
1999-00	1-1-0-0	1-0-0-0	0-1-0-0	2007-08	0-1-0	0-0-0	0-1-0	2014-15	1-1-0	1-0-0	0-1-0
2000-01	0-2-0-0	0-1-0-0	0-1-0-0	2008-09	0-1-0	0-0-0	0-1-0	2015-16	0-1-1	0-0-1	0-1-0
2001-02	0-0-1-0	0-0-1-0	0-0-0-0	2009-10	0-1-0	0-0-0	0-1-0	2016-17	2-0-0	1-0-0	1-0-0
2002-03	1-0-0-0	0-0-0-0	1-0-0-0	2010-11	0-1-1	0-0-1	0-1-0	2017-18	2-0-0	1-0-0	1-0-0
2003-04	0-0-0-1	0-0-0-1	0-0-0-0	2011-12	1-1-0	1-0-0	0-1-0				
2005-06	1-0-0	1-0-0	0-0-0	2012-13	Did Not Play Western Conf. Teams						

ALL-TIME SEASON GAME RESULTS

*(*Overtime **Shootout)*

10/13/1998	L	2-3	at	NSH	12/3/2002	W	2-1	at	NSH	12/04/2010	L	2-5	at	NSH	10/8/2015	L	1-2	at	NSH
1/2/1999	W	4-1		NSH	12/3/2003	OTL	1-2*		NSH	1/7/2012	L	2-5	at	NSH	1/2/2016	OT	1-2*		NSH
12/28/1999	L	2-3	at	NSH	1/13/2006	W	5-4*		NSH	2/28/2012	W	4-3		NSH	11/5/2016	W	3-2**	at	NSH
3/29/2000	W	3-1		NSH	2/5/2008	L	0-1	at	NSH	12/5/2013	W	5-2	at	NSH	3/18/2017	W	4-2		NSH
10/14/2000	L	1-2	at	NSH	11/23/2008	L	2-5	at	NSH	1/5/2014	W	2-1		NSH	11/26/2017	W	4-3**		NSH
11/26/2000	L	4-7		NSH	1/7/2010	L	2-4	at	NSH	12/2/2014	W	2-1		NSH	12/21/2017	W	4-1	at	NSH
1/23/2002	T	2-2*		NSH	11/20/2010	OT	1-2**		NSH	1/6/2015	L	2-3	at	NSH					

NEW JERSEY **DEVILS**

2018-19 SCHEDULE

11/18/18	at CAR	5 p.m.
12/29/18	at NJ	1 p.m.
2/10/19	at NJ	3 p.m.
4/4/19	at CAR	7 p.m.

HURRICANES vs. NEW JERSEY

ALL-TIME:	GP: 141	54-69-12-6	GF: 400	GA: 441
at home:	GP: 71	30-31-8-2	GF: 200	GA: 211
on road:	GP: 70	24-38-4-4	GF: 200	GA: 230
in overtime:	GP: 24	5-10-9		

Ownership	Joshua Harris and David Blitzer
Executive vice president, general manager	Ray Shero
Head coach	John Hynes
Assistant coaches	Mike Grier, Rick Kowalsky, Alain Nasreddine
Goaltending coach	Roland Melanson
Vice president, hockey communications & team operations	Pete Albietz
Assistant, hockey operations and communications	Scott Litwack
General office	973/757-6100

Inaugural season	1974-75 (Kansas City); 1976-1977 (Colorado); 1982-83 (New Jersey)
Stanley Cup titles	3 (1995, 2000, 2003)
Home ice	Prudential Center (2007)
Building capacity	16,514
2017-18 record	44-29-9
AHL affiliate	Binghamton Devils

SERIES RECORDS

Winning streak	5	12/26/1984-12/21/1985
Losing streak	4 (4x)	Last: 11/29/2013-12/8/2014
Unbeaten streak	5 (2x)	Last: 12/26/1984-12/21/1985
Goals scored	8	1/27/1989 (W, 8-6)
Goals allowed	8	11/22/1991 (L, 2-8)
Goals, both teams	14	1/27/1989 (W, 8-6)
Current CAR streak		1 loss
Current NJ streak		1 win

LAST TRANSACTION

3/5/2014 CAR acquired Andrei Loktionov and a conditional draft pick from NJ in exchange for Tuomo Ruutu.

2017-18 SERIES RECAP

DEVILS WIN SEASON SERIES: 3-1-0 (HURRICANES 1-2-1)

At CAROLINA HURRICANES			Attend	Goaltenders	Winning Goal
02 Mar '18	Hurricanes 3	Devils 1	14,337	Ward vs. Kinkaid	Teuvo Teravainen
18 Feb '18	*Hurricanes 2	Devils 3	18,680	Ward vs. Kinkaid	Taylor Hall

At NEW JERSEY DEVILS			Attend	Goaltenders	Winning Goal
27 Mar '18	Hurricanes 3	Devils 4	15,521	Darling vs. Kinkaid	Stefan Noesen
15 Feb '18	Hurricanes 2	Devils 5	14,079	Darling vs. Kinkaid	Kyle Palmieri

SERIES STATISTICS

HURRICANES SPECIALTY TEAMS		
Power Play	0-10	0.0%
Penalty Killing	8-12	66.7%

DEVILS SPECIALTY TEAMS		
Power Play	4-12	33.3%
Penalty Killing	10-10	100.0%

HURRICANES LEADING SCORER

	GP	G	A	P	+/-	PIM
Jeff Skinner	4	2	2	4	1	4

DEVILS LEADING SCORERS

	GP	G	A	P	+/-	PIM
Kyle Palmieri	4	3	3	6	-1	
Taylor Hall	4	2	4	6	1	

GOALTENDING

HURRICANES	GP	Min	W-L-OT	SO	GA	SA	SV	GAA	SV%
Cam Ward	2	123	1-0-1	0	4	47	43	1.95	.915
Scott Darling	2	119	0-2-0	0	9	67	58	4.55	.866

DEVILS	GP	Min	W-L-OT	SO	GA	SA	SV	GAA	SV%
Keith Kinkaid	4	242	3-1-0	0	9	134	125	2.23	.933

ALL-TIME SEASON SERIES RECORDS

YEAR	OVERALL	HOME	ROAD	YEAR	OVERALL	HOME	ROAD	YEAR	OVERALL	HOME	ROAD	YEAR	OVERALL	HOME	ROAD
1979-80	2-1-1	1-0-1	1-1-0	1989-90	2-1-0	1-1-0	1-0-0	1999-00	2-2-0-0	1-1-0-0	1-1-0-0	2010-11	1-2-1	1-1-0	0-1-1
1980-81	2-1-1	2-0-0	0-1-1	1990-91	2-1-0	1-0-0	1-1-0	2000-01	1-1-1-1	1-0-1-0	0-1-0-1	2011-12	1-3-0	1-1-0	0-2-0
1981-82	0-2-1	0-2-0	0-0-1	1991-92	0-3-0	0-1-0	0-2-0	2001-02	1-2-1-0	0-2-0-0	1-0-1-0	2012-13	2-1-0	1-1-0	1-0-0
1982-83	2-1-0	1-0-0	1-1-0	1992-93	1-3-0	0-2-0	1-1-0	2002-03	2-2-0-0	1-1-0-0	1-1-0-0	2013-14	1-3-0	0-2-0	1-1-0
1983-84	1-1-1	1-0-1	0-1-0	1993-94	1-2-1	1-0-1	0-2-0	2003-04	1-3-0-0	0-2-0-0	1-1-0-0	2014-15	2-2-0	1-1-0	1-1-0
1984-85	3-0-0	1-0-0	2-0-0	1994-95	0-1-2	0-0-1	0-1-1	2005-06	2-1-1	1-0-1	1-1-0	2015-16	3-2-0	2-1-0	1-1-0
1985-86	2-1-0	1-1-0	1-0-0	1995-96	1-2-1	0-1-1	1-1-0	2006-07	1-2-1	0-2-0	1-0-1	2016-17	1-2-1	0-2-0	1-0-1
1986-87	1-1-1	0-0-1	1-1-0	1996-97	1-3-0	1-1-0	0-2-0	2007-08	1-3-0	1-1-0	0-2-0	2017-18	1-2-1	1-0-1	0-2-0
1987-88	1-1-1	1-0-1	0-1-0	1997-98	2-2-0	1-1-0	1-1-0	2008-09	3-1-0	2-0-0	1-1-0				
1988-89	2-1-0	1-0-0	1-1-0	1998-99	1-4-0	1-2-0	0-2-0	2009-10	1-3-0	1-1-0	0-2-0				

ALL-TIME SEASON GAME RESULTS *(*Overtime **Shootout)*

11/6/1979	W	7-2	at	NJ	(COL)	2/18/1987	W	6-3	at	NJ	3/10/1994	L	0-4	at	NJ	3/21/2000	W	5-0	at	NJ	3/17/2007	W	7-2	at	NJ	11/27/2013	W	4-3	at	NJ
12/15/1979	L	5-6	at	NJ	(COL)	3/1/1987	T	5-5*		NJ	1/22/1995	T	2-2*		NJ	10/27/2000	T	3-3*		NJ	1/10/2008	L	1-4		NJ	11/29/2013	L	2-5		NJ
2/8/1980	T	4-4		NJ	(COL)	10/14/1987	L	1-3	at	NJ	3/16/1995	T	2-2*	at	NJ	11/18/2000	OTL	2-3*	at	NJ	2/9/2008	L	1-6	at	NJ	3/8/2014	L	4-5	at	NJ
3/15/1980	W	4-1		NJ	(COL)	10/17/1987	W	4-3*		NJ	4/16/1995	L	2-3	at	NJ	2/23/2001	W	3-2		NJ	2/18/2008	L	1-5	at	NJ	4/5/2014	L	1-3		NJ
10/22/1980	W	3-0		NJ	(COL)	1/2/1988	T	1-1*		NJ	11/14/1995	L	0-1	at	NJ	3/2/2001	L	3-7	at	NJ	2/26/2008	W	2-1*		NJ	12/8/2014	L	1-2		NJ
11/6/1980	T	3-3	at	NJ	(COL)	10/28/1988	L	3-5	at	NJ	1/27/1996	T	4-4*		NJ	1/5/2002	L	1-2		NJ	1/6/2009	W	3-2		NJ	12/23/2014	W	2-1**	at	NJ
1/28/1981	W	6-3		NJ	(COL)	10/29/1988	W	3-0		NJ	4/4/1996	W	1-0	at	NJ	1/19/2002	T	3-3*	at	NJ	3/18/2009	W	4-2		NJ	2/21/2015	L	1-3	at	NJ
3/3/1981	L	4-5	at	NJ	(COL)	1/27/1989	W	8-6	at	NJ	4/6/1996	L	3-6		NJ	3/23/2002	W	4-2	at	NJ	3/28/2009	W	2-1	at	NJ	3/28/2015	W	3-1		NJ
12/12/1981	L	2-4		NJ	(COL)	10/14/1989	L	2-3		NJ	10/19/1996	W	6-2		NJ	4/3/2002	L	2-3		NJ	4/11/2009	L	2-3	at	NJ	12/3/2015	L	1-5		NJ
2/5/1982	T	4-4	at	NJ	(COL)	10/26/1989	W	7-3	at	NJ	2/12/1997	L	2-3		NJ	10/19/2002	W	3-1		NJ	10/17/2009	L	0-2	at	NJ	12/26/2015	W	3-1		NJ
3/14/1982	L	3-4		NJ	(COL)	12/9/1989	W	7-3		NJ	2/13/1997	L	0-4	at	NJ	10/29/2002	W	2-1	at	NJ	12/9/2009	L	2-4	at	NJ	12/29/2015	L	2-3	at	NJ
12/3/1982	L	4-5	at	NJ		11/15/1990	W	4-2	at	NJ	3/13/1997	L	0-6	at	NJ	1/17/2003	L	1-2		NJ	2/13/2010	W	5-2		NJ	3/1/2016	W	3-1	at	NJ
1/15/1983	W	2-1		NJ		3/16/1991	W	6-2		NJ	10/10/1997	W	2-1		NJ	1/18/2003	L	2-5	at	NJ	4/3/2010	L	0-4		NJ	3/27/2016	W	3-2		NJ
3/10/1983	W	3-0	at	NJ		3/27/1991	L	3-4*	at	NJ	2/28/1998	L	3-4	at	NJ	10/11/2003	L	1-2		NJ	1/1/2011	W	6-3		NJ	11/6/2016	L	1-4		NJ
11/2/1983	W	5-4		NJ		11/22/1991	L	2-8	at	NJ	3/12/1998	L	0-2		NJ	1/21/2004	W	2-1	at	NJ	2/8/2011	OT	2-3*	at	NJ	11/8/2016	OT	2-3**	at	NJ
1/17/1984	T	3-3*		NJ		12/19/1991	L	1-4		NJ	4/1/1998	W	4-0	at	NJ	2/14/2004	L	1-4	at	NJ	2/16/2011	L	2-3	at	NJ	1/3/2017	L	1-3		NJ
2/16/1984	L	5-6*	at	NJ		2/15/1992	L	1-4	at	NJ	11/19/1998	L	2-3*	at	NJ	3/6/2004	L	1-4		NJ	2/19/2011	L	1-4		NJ	3/25/2017	W	3-1	at	NJ
12/26/1984	W	5-3		NJ		10/20/1992	W	5-4	at	NJ	11/22/1998	L	2-5		NJ	10/15/2005	W	6-1	at	NJ	10/10/2011	L	2-4	at	NJ	2/15/2018	L	2-5	at	NJ
2/14/1985	W	4-0	at	NJ		10/28/1992	L	3-4*		NJ	2/3/1999	L	1-4		NJ	12/17/2005	W	4-1		NJ	11/8/2011	L	2-3	at	NJ	2/18/2018	OT	2-3*		NJ
3/1/1985	W	4-1	at	NJ		12/27/1992	L	2-6	at	NJ	2/13/1999	L	4-6	at	NJ	2/3/2006	L	0-3	at	NJ	12/26/2011	W	4-2		NJ	3/2/2018	W	3-1		NJ
10/17/1985	W	4-3*	at	NJ		3/3/1993	L	4-7		NJ	4/6/1999	W	4-2		NJ	4/11/2006	OT	3-4*		NJ	3/31/2012	L	0-5		NJ	3/27/2018	L	3-4	at	NJ
12/21/1985	W	7-6		NJ		12/22/1993	W	6-3		NJ	10/29/1999	L	2-4		NJ	10/6/2006	L	0-4		NJ	2/12/2013	W	4-2	at	NJ					
2/9/1986	L	3-6		NJ		12/28/1993	L	2-4	at	NJ	1/17/2000	L	2-5	at	NJ	11/7/2006	OT	2-3**	at	NJ	3/9/2013	W	6-3		NJ					
1/12/1987	L	5-7	at	NJ		2/26/1994	T	1-1*		NJ	1/28/2000	W	4-3*		NJ	3/15/2007	L	2-3		NJ	3/21/2013	L	1-4		NJ					

NEW YORK **ISLANDERS**

2018-19 SCHEDULE

10/4/18	at CAR	7 p.m.
10/28/18	at CAR	5 p.m.
11/24/18	at NYI	7 p.m.
1/8/19	at NYI	7 p.m.

HURRICANES vs. NY ISLANDERS

ALL-TIME:	GP: 141	72-50-9-10	GF: 464	GA: 430
at home:	GP: 71	35-26-5-5	GF: 244	GA: 225
on road:	GP: 70	37-24-4-5	GF: 220	GA: 205
in overtime:	GP: 24	8-11-6		

Co-Owners	Jon Ledecky, Scott Malkin, Charles B. Wang, Dewey Shay
President of hockey operations/General manager	Lou Lamoriello
Head coach	Barry Trotz
Associate coach	Lane Lambert
Assistant coaches	John Gruden, Scott Gomez
Goaltending coach	Piero Greco
Executive director of communications	Kimber Auerbach
Director of team services and communications	Jesse Eisenberg
Communications coordinator	Kelly Keogh
General office	516/501-6700

Inaugural season	1972-73
Stanley Cup titles	4 (1980, 1981, 1982, 1983)
Home ice	Barclays Center (2012)/Nassau Veterans Memorial Coliseum (1972)
Building capacity	15,795 (Barclays)/13,917 (Nassau)
2017-18 record	35-37-10
AHL affiliate	Bridgeport Sound Tigers

SERIES RECORDS

Winning streak	6 (3x)	Last: 2/11/2013-1/4/2014
Losing streak	4 (2x)	Last: 3/25/2014-2/17/2015
Unbeaten streak	8	3/14/1995-10/30/1996
Goals scored	9	4/7/2009 (W, 9-0)
Goals allowed	9	2/14/1982 (L, 1-9)
Goals, both teams	13	2/28/1993 (L, 6-7 OT)
Current CAR streak		1 win
Current NYI streak		1 loss

LAST TRANSACTION

8/31/2009 CAR acquired Rob Hennigar from NYI in exchange for Bobby Hughes.

2017-18 SERIES RECAP

SEASON SERIES TIED: 2-2-0

At CAROLINA HURRICANES			Attend	Goaltenders	Winning Goal
16 Feb '18	Hurricanes 0	Islanders 3	15,448	Ward vs. Greiss	Johnny Boychuk
19 Nov '17	Hurricanes 4	Islanders 2	11,390	Ward vs. Halak	Elias Lindholm

At NEW YORK ISLANDERS			Attend	Goaltenders	Winning Goal
18 Mar '18	Hurricanes 4	Islanders 3	10,688	Darling vs. Halak	Trevor van Riemsdyk
16 Nov '17	Hurricanes 4	Islanders 6	11,188	Darling vs. Greiss	Johnny Boychuk

SERIES STATISTICS

HURRICANES SPECIALTY TEAMS			ISLANDERS SPECIALTY TEAMS		
Power Play	3-13	23.1%	Power Play	4-13	30.8%
Penalty Killing	9-13	69.2%	Penalty Killing	10-13	76.9%

HURRICANES LEADING SCORERS	GP	G	A	P	+/-	PIM
Sebastian Aho	4	2	4	6	0	2
Teuvo Teravainen	4	2	4	6	1	0

ISLANDERS LEADING SCORERS	GP	G	A	P	+/-	PIM
John Tavares	4	2	3	5	2	2
Mathew Barzal	4	1	4	5	-1	4

GOALTENDING

HURRICANES	GP	Min	W-L-OT	SO	GA	SA	SV	GAA	SV%
Cam Ward	2	118	1-1-0	0	4	51	47	2.03	.922
Scott Darling	2	119	1-1-0	0	8	64	56	4.02	.875

ISLANDERS	GP	Min	W-L-OT	SO	GA	SA	SV	GAA	SV%
Thomas Greiss	2	120	2-0-0	1	4	77	73	2.00	.948
Jaroslav Halak	2	118	0-2-0	0	8	71	63	4.07	.887

ALL-TIME SEASON SERIES RECORDS

YEAR	OVERALL	HOME	ROAD	YEAR	OVERALL	HOME	ROAD	YEAR	OVERALL	HOME	ROAD	YEAR	OVERALL	HOME	ROAD
1979-80	1-3-0	1-1-0	0-2-0	1989-90	2-1-0	1-1-0	1-0-0	1999-00	3-1-0-0	1-1-0-0	2-0-0-0	2010-11	4-0-0	2-0-0	2-0-0
1980-81	0-2-2	0-0-2	0-2-0	1990-91	0-2-1	0-1-0	0-1-1	2000-01	3-1-0-0	2-0-0-0	1-1-0-0	2011-12	0-2-2	0-1-1	0-1-1
1981-82	0-2-1	0-1-1	0-1-0	1991-92	1-2-0	1-1-0	0-1-0	2001-02	1-1-0-2	0-1-0-1	1-0-0-1	2012-13	3-0-0	1-0-0	2-0-0
1982-83	1-2-0	0-1-0	1-1-0	1992-93	1-2-1	1-1-0	0-1-1	2002-03	2-2-0-0	1-1-0-0	1-1-0-0	2013-14	3-1-0	1-1-0	2-0-0
1983-84	2-1-0	2-0-0	0-1-0	1993-94	2-1-1	1-0-1	1-1-0	2003-04	2-2-0-0	0-2-0-0	2-0-0-0	2014-15	1-3-0	0-2-0	1-1-0
1984-85	1-1-1	0-1-0	1-0-1	1994-95	2-1-0	2-0-0	0-1-0	2005-06	3-1-0	2-0-0	1-1-0	2015-16	2-0-2	1-0-1	1-0-1
1985-86	1-2-0	0-2-0	1-0-0	1995-96	3-0-1	2-0-0	1-0-1	2006-07	2-1-1	2-0-0	0-1-1	2016-17	3-1-1	1-1-1	2-0-0
1986-87	2-1-0	1-0-0	1-1-0	1996-97	1-2-1	0-1-1	1-1-0	2007-08	2-2-0	0-2-0	2-0-0	2017-18	2-2-0	1-1-0	1-1-0
1987-88	1-2-0	1-1-0	0-1-0	1997-98	2-2-0	1-1-0	1-1-0	2008-09	4-0-0	2-0-0	2-0-0				
1988-89	2-1-0	1-0-0	1-1-0	1998-99	5-0-0	2-0-0	3-0-0	2009-10	2-0-2	1-0-1	1-0-1				

ALL-TIME SEASON GAME RESULTS

*(*Overtime **Shootout)*

10/20/1979	L	1-6	at	NYI	11/22/1986	W	6-3	at	NYI	4/6/1994	T	3-3*		NYI	3/26/2000	W	4-1		NYI	1/6/2007	W	4-2		NYI	10/19/2013	W	4-3	at	NYI
10/26/1979	L	1-2		NYI	1/31/1987	L	2-4	at	NYI	3/7/1995	L	1-3	at	NYI	12/19/2000	L	1-2	at	NYI	10/27/2007	W	8-3	at	NYI	11/7/2013	W	1-0		NYI
1/26/1980	L	2-3	at	NYI	1/21/1988	W	4-3		NYI	3/14/1995	W	6-4		NYI	1/7/2001	W	5-2		NYI	12/31/2007	L	1-4		NYI	1/4/2014	W	3-2	at	NYI
2/3/1980	W	5-3		NYI	2/20/1988	L	0-3	at	NYI	3/25/1995	W	5-1		NYI	3/1/2001	W	3-1	at	NYI	1/21/2008	W	3-2*	at	NYI	3/25/2014	L	4-5		NYI
10/19/1980	T	3-3		NYI	2/21/1988	L	2-7		NYI	12/6/1995	W	7-4		NYI	3/18/2001	W	2-1		NYI	1/22/2008	L	3-6		NYI	10/10/2014	L	3-5		NYI
11/20/1980	L	0-5	at	NYI	2/4/1989	L	3-5	at	NYI	12/16/1995	T	3-3*	at	NYI	10/17/2001	L	0-4		NYI	10/25/2008	W	4-3	at	NYI	10/11/2014	L	3-4	at	NYI
12/27/1980	T	5-5		NYI	2/28/1989	W	3-1	at	NYI	1/17/1996	W	6-3	at	NYI	10/18/2001	OTL	1-2*	at	NYI	2/19/2009	W	6-2	at	NYI	2/17/2015	L	1-4		NYI
1/3/1981	L	1-8	at	NYI	3/14/1989	W	8-2		NYI	3/30/1996	W	3-1		NYI	10/26/2001	OTL	2-3*		NYI	3/20/2009	W	5-4		NYI	2/28/2015	W	5-3	at	NYI
10/29/1981	T	6-6		NYI	12/6/1989	L	3-4		NYI	10/17/1996	W	3-1	at	NYI	4/8/2002	W	2-1	at	NYI	4/7/2009	W	9-0		NYI	10/29/2015	W	3-2*	at	NYI
2/14/1982	L	1-9		NYI	1/23/1990	W	4-2		NYI	10/30/1996	T	2-2*		NYI	10/22/2002	W	4-1	at	NYI	10/21/2009	OT	3-4**	at	NYI	2/13/2016	W	6-3		NYI
3/27/1982	L	4-5	at	NYI	3/6/1990	W	4-2	at	NYI	1/24/1997	L	2-5		NYI	10/30/2002	W	4-2		NYI	11/13/2009	OT	3-4*		NYI	3/26/2016	OT	3-4*		NYI
12/26/1982	L	2-3		NYI	12/20/1990	L	2-4	at	NYI	4/11/1997	L	4-6	at	NYI	12/28/2002	L	0-3	at	NYI	1/28/2010	W	4-1		NYI	3/29/2016	OT	1-2**	at	NYI
1/18/1983	L	1-8	at	NYI	1/29/1991	L	1-8		NYI	11/7/1997	L	2-3		NYI	4/6/2003	L	1-2		NYI	2/6/2010	W	3-1	at	NYI	1/14/2017	W	7-4		NYI
2/12/1983	W	4-2	at	NYI	2/3/1991	T	1-1*	at	NYI	12/3/1997	W	5-3		NYI	11/26/2003	W	2-0	at	NYI	11/3/2010	W	7-2		NYI	2/4/2017	W	5-4*	at	NYI
11/15/1983	L	4-6	at	NYI	12/17/1991	L	2-4		NYI	1/10/1998	W	2-1*	at	NYI	1/23/2004	L	2-3		NYI	1/26/2011	W	4-2	at	NYI	3/13/2017	W	8-4	at	NYI
1/5/1984	W	4-2		NYI	12/29/1991	W	6-4		NYI	1/30/1998	L	0-2	at	NYI	3/27/2004	W	3-2	at	NYI	3/18/2011	W	3-2*		NYI	3/14/2017	OT	2-3*		NYI
3/18/1984	W	5-4		NYI	1/9/1992	L	1-2	at	NYI	11/5/1998	W	6-3	at	NYI	4/2/2004	L	4-6		NYI	4/2/2011	W	4-2	at	NYI	4/6/2017	L	0-3		NYI
12/8/1984	W	4-3*	at	NYI	10/24/1992	L	2-4	at	NYI	11/28/1998	W	3-1	at	NYI	10/8/2005	L	2-3	at	NYI	1/3/2012	OT	3-4**		NYI	11/16/2017	L	4-6	at	NYI
12/21/1984	L	0-1		NYI	2/28/1993	L	6-7*		NYI	2/21/1999	W	4-1		NYI	1/6/2006	W	4-1		NYI	1/21/2012	OT	1-2*	at	NYI	11/19/2017	W	4-2		NYI
2/16/1985	T	4-4*	at	NYI	4/13/1993	T	3-3*	at	NYI	3/24/1999	W	2-1		NYI	1/7/2006	W	3-0	at	NYI	1/31/2012	L	2-5		NYI	2/16/2018	L	0-3		NYI
12/23/1985	L	3-6		NYI	4/14/1993	W	5-4*		NYI	4/10/1999	W	6-1	at	NYI	1/19/2006	W	4-3		NYI	2/18/2012	L	3-4	at	NYI	3/18/2018	W	4-3	at	NYI
12/26/1985	W	4-3	at	NYI	11/6/1993	L	3-5	at	NYI	10/30/1999	W	4-0	at	NYI	10/21/2006	OT	3-4*	at	NYI	2/11/2013	W	6-4	at	NYI					
3/13/1986	L	2-3		NYI	1/1/1994	W	4-3	at	NYI	11/10/1999	L	0-2		NYI	11/22/2006	L	2-4	at	NYI	2/24/2013	W	4-2	at	NYI					
11/5/1986	W	3-2		NYI	1/8/1994	W	6-0		NYI	2/8/2000	W	4-3	at	NYI	12/22/2006	W	5-1		NYI	4/23/2013	W	4-3**		NYI					

NEW YORK **RANGERS**

2018-19 SCHEDULE

10/7/18	at CAR	5 p.m.
1/15/19	at NYR	7 p.m.
2/8/19	at NYR	7 p.m.
2/19/19	at CAR	7 p.m.

HURRICANES vs. NY RANGERS

ALL-TIME:	GP: 140	54-70-7-9	GF: 373	GA: 455
at home:	GP: 69	35-27-3-4	GF: 211	GA: 207
on road:	GP: 71	19-43-4-5	GF: 162	GA: 248
in overtime:	GP: 20	6-9-5		

Executive chairman, The Madison Square Garden Company	James L. Dolan
General manager	Jeff Gorton
Assistant general manager	Chris Drury
Head coach	David Quinn
Assistant coaches	Greg Brown, David Oliver, Lindy Ruff
Assistant coach & goaltending coach	Benoit Allaire
Senior vice president, public relations & player recruitment	John Rosasco
Director, public relations	Ryan Nissan
Manager, public relations	Lindsay Hayes
Coordinator, public relations	Michael Rappaport
General office	212/465-6486

Inaugural season	1926-27
Stanley Cup titles	4 (1928, 1933, 1940, 1994)
Home ice	Madison Square Garden (1968)
Building capacity	18,200
2017-18 record	34-39-9
AHL affiliate	Hartford Wolf Pack

SERIES RECORDS

Winning streak	4	1/24/2001-11/2/2001
Losing streak	4 (3x)	Last: 11/22/2017-3/31/2018
Unbeaten streak	5	10/11/1984-1/20/1986
Goals scored	8	10/12/1985 (W, 8-2)
Goals allowed	11	2/11/1983 (L, 3-11)
Goals, both teams	14	2/11/1983 (L, 3-11)
Current CAR streak		4 losses
Current NYR streak		4 wins

LAST TRANSACTION

6/26/2010 CAR acquired BOS's 2019 seventh-round pick from NYR in exchange for VGK's 2018 seventh-round pick (216th overall – Riley Hughes).

2017-18 SERIES RECAP

RANGERS WIN SEASON SERIES: 4-0-0

At CAROLINA HURRICANES			Attend	Goaltenders	Winning Goal
31 Mar '18	Hurricanes 1	Rangers 2	14,993	Ward vs. Lundqvist	Kevin Hayes
22 Nov '17	Hurricanes 1	Rangers 6	11,398	Darling vs. Lundqvist	Mika Zibanejad

At NEW YORK RANGERS			Attend	Goaltenders	Winning Goal
12 Mar '18	Hurricanes 3	Rangers 6	17,679	Darling vs. Georgiev	Jimmy Vesey
01 Dec '17	Hurricanes 1	Rangers 5	17,695	Darling vs. Lundqvist	Michael Grabner

SERIES STATISTICS

HURRICANES SPECIALTY TEAMS		
Power Play	2-13	15.4%
Penalty Killing	9-13	69.2%

RANGERS SPECIALTY TEAMS		
Power Play	4-13	30.8%
Penalty Killing	11-13	84.6%

HURRICANES LEADING SCORERS

	GP	G	A	P	+/-	PIM
Sebastian Aho	4	1	1	2	-6	2
Jeff Skinner	4	1	1	2	-5	2
Teuvo Teravainen	4	1	1	2	-4	2
Derek Ryan	4	0	2	2	-3	0

RANGERS LEADING SCORERS

	GP	G	A	P	+/-	PIM
Jimmy Vesey	4	3	2	5	4	0
Mika Zibanejad	3	1	4	5	2	2

GOALTENDING

HURRICANES	GP	Min	W-L-OT	SO	GA	SA	SV	GAA	SV%
Cam Ward	1	57	0-1-0	0	2	20	18	2.09	.900
Scott Darling	3	178	0-3-0	0	13	72	59	4.39	.819

RANGERS	GP	Min	W-L-OT	SO	GA	SA	SV	GAA	SV%
Henrik Lundqvist	3	180	3-0-0	0	3	107	104	1.00	.972
Alexandar Georgiev	1	60	1-0-0	0	3	44	41	3.00	.932

ALL-TIME SEASON SERIES RECORDS

YEAR	OVERALL	HOME	ROAD	YEAR	OVERALL	HOME	ROAD	YEAR	OVERALL	HOME	ROAD	YEAR	OVERALL	HOME	ROAD
1979-80	1-2-1	1-1-0	0-1-1	1989-90	1-2-0	1-1-0	0-1-0	1999-00	1-3-0-0	1-1-0-0	0-2-0-0	2010-11	2-0-2	1-0-1	1-0-1
1980-81	1-3-0	1-1-0	0-2-0	1990-91	1-2-0	1-0-0	0-2-0	2000-01	3-1-0-0	1-1-0-0	2-0-0-0	2011-12	0-4-0	0-2-0	0-2-0
1981-82	1-1-1	0-1-1	1-0-0	1991-92	1-2-0	1-1-0	0-1-0	2001-02	3-1-0-0	2-0-0-0	1-1-0-0	2012-13	0-1-2	0-1-1	0-0-1
1982-83	1-2-0	1-0-0	0-2-0	1992-93	1-1-1	0-0-1	1-1-0	2002-03	0-4-0-0	0-2-0-0	0-2-0-0	2013-14	1-3-0	1-1-0	0-2-0
1983-84	2-1-0	2-0-0	0-1-0	1993-94	1-3-0	1-1-0	0-2-0	2003-04	2-1-1-0	2-0-0-0	0-1-1-0	2014-15	0-2-3	0-0-2	0-2-1
1984-85	1-0-2	0-0-1	1-0-1	1994-95	1-2-0	0-1-0	1-1-0	2005-06	3-1-0	2-0-0	1-1-0	2015-16	1-3-0	1-1-0	0-2-0
1985-86	2-1-0	1-1-0	1-0-0	1995-96	2-1-1	1-1-0	1-0-1	2006-07	1-2-1	1-1-0	0-1-1	2016-17	2-2-0	2-0-0	0-2-0
1986-87	3-0-0	1-0-0	2-0-0	1996-97	2-2-0	2-0-0	0-2-0	2007-08	2-2-0	1-1-0	1-1-0	2017-18	0-4-0	0-2-0	0-2-0
1987-88	1-2-0	1-1-0	0-1-0	1997-98	1-3-0	1-1-0	0-2-0	2008-09	2-1-1	2-0-0	0-1-1				
1988-89	2-1-0	1-0-0	1-1-0	1998-99	3-2-0	1-1-0	2-1-0	2009-10	2-2-0	0-2-0	2-0-0				

ALL-TIME SEASON GAME RESULTS

*(*Overtime **Shootout)*

10/28/1979	T	2-2	at NYR	3/18/1987	W	5-3	at NYR	2/24/1995	W	2-1	at NYR	12/27/2000	W	4-3	NYR	12/3/2007	W	4-0	at NYR	3/7/2014	L	2-4	NYR
12/7/1979	L	4-7	NYR	4/4/1987	W	5-3	NYR	3/1/1995	L	2-5	NYR	1/22/2001	L	2-5	NYR	12/26/2007	L	2-4	at NYR	3/11/2014	W	3-1	NYR
1/7/1980	L	2-5	at NYR	10/10/1987	L	2-6	NYR	4/20/1995	L	2-3	at NYR	1/24/2001	W	3-2	at NYR	1/29/2008	W	3-1	NYR	4/8/2014	L	1-4	at NYR
2/18/1980	W	6-4	NYR	3/5/1988	W	3-1	NYR	10/7/1995	W	2-0	NYR	4/4/2001	W	3-1	at NYR	2/28/2008	L	2-4	NYR	10/16/2014	OT	1-2**	at NYR
11/16/1980	L	3-7	at NYR	3/20/1988	L	1-2	at NYR	10/16/1995	W	7-5	at NYR	10/5/2001	W	3-1	NYR	12/13/2008	OT	2-3**	at NYR	12/20/2014	OT	2-3**	NYR
2/22/1981	W	6-5	NYR	10/12/1988	W	4-3	at NYR	11/11/1995	L	1-4	NYR	11/2/2001	W	3-2	NYR	1/27/2009	L	2-3	at NYR	12/21/2014	L	0-1	at NYR
3/14/1981	L	2-6	at NYR	12/8/1988	W	5-4	NYR	12/22/1995	T	3-3*	at NYR	11/29/2001	L	0-5	at NYR	3/9/2009	W	3-0	NYR	1/31/2015	L	1-4	at NYR
3/21/1981	L	4-6	NYR	1/2/1989	L	4-5	at NYR	12/16/1996	L	2-5	at NYR	12/10/2001	W	4-3*	at NYR	4/2/2009	W	4-2	NYR	3/21/2015	OT	2-3**	NYR
12/6/1981	W	5-3	at NYR	10/19/1989	L	3-7	at NYR	2/5/1997	L	2-5	at NYR	10/9/2002	L	1-4	NYR	12/21/2009	L	1-3	NYR	11/10/2015	L	0-3	at NYR
2/13/1982	L	2-3	NYR	11/18/1989	L	2-3	NYR	2/21/1997	W	7-2	NYR	11/25/2002	L	1-3	at NYR	12/31/2009	L	1-2	NYR	11/30/2015	L	3-4	at NYR
4/3/1982	T	3-3	NYR	3/3/1990	W	6-4	NYR	3/29/1997	W	2-1	NYR	12/31/2002	L	0-2	NYR	1/2/2010	W	2-1*	at NYR	1/22/2016	L	1-4	NYR
12/1/1982	L	1-6	at NYR	10/6/1990	W	5-4	NYR	10/20/1997	L	2-4	at NYR	1/8/2003	L	1-5	at NYR	1/27/2010	W	5-1	at NYR	3/31/2016	W	4-3	NYR
12/4/1982	W	5-2	NYR	1/13/1991	L	3-4	at NYR	11/21/1997	L	3-4	NYR	10/18/2003	T	2-2*	at NYR	10/29/2010	W	4-3	at NYR	10/28/2016	W	3-2	NYR
2/23/1983	L	3-11	at NYR	2/15/1991	L	3-5	at NYR	1/6/1998	L	2-4	at NYR	10/30/2003	L	1-4	at NYR	1/5/2011	OT	1-2*	at NYR	11/29/2016	L	2-3	at NYR
11/26/1983	W	4-3*	NYR	10/12/1991	W	5-2	NYR	3/26/1998	W	4-1	NYR	11/6/2003	W	6-3	NYR	1/20/2011	W	4-1	NYR	12/3/2016	L	2-4	at NYR
3/31/1984	W	5-3	NYR	12/14/1991	L	2-6	NYR	10/30/1998	L	0-1	at NYR	1/8/2004	W	3-2	NYR	2/22/2011	OT	3-4**	NYR	3/9/2017	W	4-3	NYR
4/1/1984	L	0-2	at NYR	3/1/1992	L	4-9	at NYR	12/23/1998	W	1-0	at NYR	11/17/2005	W	5-1	NYR	11/11/2011	L	1-5	at NYR	11/22/2017	L	1-6	NYR
10/11/1984	T	4-4*	at NYR	10/12/1992	L	2-6	at NYR	12/26/1998	L	3-6	NYR	11/19/2005	L	3-4	at NYR	12/1/2011	L	3-5	NYR	12/1/2017	L	1-5	at NYR
2/9/1985	T	2-2*	NYR	12/19/1992	T	4-4*	NYR	1/28/1999	W	3-2*	NYR	3/6/2006	W	2-1	at NYR	3/1/2012	L	2-3	NYR	3/12/2018	L	3-6	at NYR
2/21/1985	W	4-3*	at NYR	4/5/1993	W	5-4	at NYR	2/12/1999	W	3-1	at NYR	3/14/2006	W	5-3	NYR	3/13/2012	L	2-4	at NYR	3/31/2018	L	1-2	NYR
10/12/1985	W	8-2	NYR	10/30/1993	L	1-4	NYR	10/8/1999	L	1-3	at NYR	11/15/2006	W	2-1	NYR	3/18/2013	OT	1-2**	at NYR				
1/20/1986	W	5-0	at NYR	12/15/1993	L	2-5	at NYR	1/9/2000	W	1-0	NYR	11/21/2006	L	0-4	at NYR	4/6/2013	L	1-4	NYR				
2/1/1986	L	1-3	NYR	2/19/1994	W	4-2	NYR	1/18/2000	L	2-3	at NYR	2/15/2007	L	1-4	NYR	4/25/2013	OT	3-4*	NYR				
12/21/1986	W	4-3*	at NYR	3/16/1994	L	0-4	at NYR	1/20/2000	L	1-4	NYR	3/11/2007	OT	1-2**	at NYR	11/2/2013	L	1-5	at NYR				

OTTAWA **SENATORS**

2018-19 SCHEDULE

1/6/19	at OTT	1 p.m.
1/18/19	at CAR	7:30 p.m.
2/12/19	at OTT	7:30 p.m.

HURRICANES vs. OTTAWA

ALL-TIME:	GP: 102	55-34-8-5	GF: 284	GA: 256
at home:	GP: 50	33-11-4-2	GF: 150	GA: 111
on road:	GP: 52	22-23-4-3	GF: 134	GA: 145
in overtime:	GP: 21	8-5-8		

Owner/Governor/Chairman	Eugene Melnyk
General manager	Pierre Dorion
Head coach	Guy Boucher
Associate coach	Marc Crawford
Assistant coaches	Rob Cookson, Martin Raymond
Goaltending coach	Pierre Groulx
Senior director, communications	Brian Morris
Manager, communications	Chris Moore
Coordinator, communications	Brett Varey
General office	613/599-0250

Inaugural season	1992-93
Stanley Cup titles	None
Home ice	Canadian Tire Centre (1996)
Building capacity	18,670
2017-18 record	28-43-11
AHL affiliate	Belleville Senators

SERIES RECORDS

Winning streak	6	4/3/1993-12/26/1993
Losing streak	3 (5x)	Last: 11/28/2006-2/28/2007
Unbeaten streak	11	4/3/1993-4/12/1995
Goals scored	7 (2x)	Last: 11/17/2010 (W, 7-1)
Goals allowed	6 (5x)	Last: 12/12/2007 (L, 0-6)
Goals, both teams	11	3/18/2003 (L, 5-6)
Current CAR streak		4 wins
Current OTT streak		4 losses

LAST TRANSACTION

2/28/2017 CAR acquired OTT's 2017 third-round draft pick (CAR traded the pick to CHI, 90th overall – Evan Barratt) from OTT in exchange for Viktor Stalberg.

2017-18 SERIES RECAP

HURRICANES WIN SEASON SERIES: 3-0-0

At CAROLINA HURRICANES			Attend	Goaltenders	Winning Goal
26 Mar '18	Hurricanes 4	Senators 1	10,817	Ward vs. Anderson	Valentin Zykov
30 Jan '18	Hurricanes 2	Senators 1	11,448	Ward vs. Anderson	Victor Rask

At OTTAWA SENATORS			Attend	Goaltenders	Winning Goal
24 Mar '18	Hurricanes 5	Senators 2	16,555	Ward vs. Condon	Noah Hanifin

SERIES STATISTICS

HURRICANES SPECIALTY TEAMS		SENATORS SPECIALTY TEAMS	
Power Play	1-6 ... 16.7%	Power Play	0-5 ... 0.0%
Penalty Killing	5-5 ... 100.0%	Penalty Killing	5-6 ... 83.3%

HURRICANES LEADING SCORER

	GP	G	A	P	+/-	PIM
Jordan Staal	3	1	3	4	2	2

SENATORS LEADING SCORERS

	GP	G	A	P	+/-	PIM
Bobby Ryan	3	2	0	2	0	0
Ryan Dzingel	3	0	2	2	-3	0
Erik Karlsson	2	0	2	2	0	2

GOALTENDING

HURRICANES	GP	Min	W-L-OT	SO	GA	SA	SV	GAA	SV%
Cam Ward	3	180	3-0-0	0	4	86	82	1.33	.953

SENATORS	GP	Min	W-L-OT	SO	GA	SA	SV	GAA	SV%
Craig Anderson	2	120	0-2-0	0	5	68	63	2.51	.926
Mike Condon	1	58	0-1-0	0	4	23	19	4.11	.826

ALL-TIME SEASON SERIES RECORDS

YEAR	OVERALL	HOME	ROAD	YEAR	OVERALL	HOME	ROAD	YEAR	OVERALL	HOME	ROAD
1992-93	6-1-0	3-0-0	3-1-0	2001-02	0-3-1-0	0-2-0-0	0-1-1-0	2011-12	2-1-1	1-0-1	1-1-0
1993-94	4-0-1	2-0-0	2-0-1	2002-03	0-3-1-0	0-1-1-0	0-2-0-0	2012-13	2-1-0	1-0-0	1-1-0
1994-95	4-0-0	2-0-0	2-0-0	2003-04	1-2-1-0	0-1-1-0	1-1-0-0	2013-14	2-0-1	2-0-0	0-0-1
1995-96	3-1-1	2-1-0	1-0-1	2005-06	2-2-0	1-1-0	1-1-0	2014-15	2-0-1	0-0-1	2-0-0
1996-97	2-2-1	2-0-0	0-2-1	2006-07	1-3-0	0-2-0	1-1-0	2015-16	2-1-0	2-0-0	0-1-0
1997-98	4-2-0	3-0-0	1-2-0	2007-08	2-2-0	1-1-0	1-1-0	2016-17	1-1-1	1-0-0	0-1-1
1998-99	1-1-2	0-0-2	1-1-0	2008-09	2-2-0	2-0-0	0-2-0	2017-18	3-0-0	2-0-0	1-0-0
1999-00	1-3-0-0	1-1-0-0	0-2-0-0	2009-10	2-1-1	2-0-0	0-1-1				
2000-01	3-1-0-0	1-1-0-0	2-0-0-0	2010-11	3-1-0	2-0-0	1-1-0				

ALL-TIME SEASON GAME RESULTS

*(*Overtime **Shootout)*

10/14/1992	W	4-1		OTT	11/23/1996	T	3-3*	at	OTT	12/3/2000	L	0-2		OTT	2/28/2007	L	0-2	at	OTT	2/1/2013	W	1-0		OTT
10/22/1992	W	5-1	at	OTT	12/28/1996	W	3-2		OTT	4/1/2001	W	3-2*	at	OTT	10/11/2007	W	5-3	at	OTT	2/7/2013	W	3-2*	at	OTT
11/19/1992	W	4-2	at	OTT	2/15/1997	W	2-1		OTT	10/9/2001	L	2-6		OTT	12/12/2007	L	0-6		OTT	4/16/2013	L	2-3	at	OTT
12/9/1992	W	6-2		OTT	2/16/1997	L	2-4	at	OTT	11/15/2001	T	1-1*	at	OTT	1/17/2008	L	1-5	at	OTT	11/24/2013	W	4-1		OTT
1/28/1993	L	2-5	at	OTT	4/9/1997	L	4-5	at	OTT	12/18/2001	L	1-5		OTT	3/16/2008	W	5-1		OTT	1/25/2014	W	6-3		OTT
4/3/1993	W	7-3		OTT	10/4/1997	L	2-3	at	OTT	4/2/2002	L	3-4	at	OTT	11/7/2008	W	2-1		OTT	3/31/2014	OT	1-2**	at	OTT
4/7/1993	W	6-1	at	OTT	11/9/1997	W	4-1		OTT	10/23/2002	L	1-4	at	OTT	1/13/2009	L	1-5	at	OTT	1/17/2015	W	3-2	at	OTT
11/10/1993	W	4-3*		OTT	12/16/1997	W	2-1		OTT	11/19/2002	T	4-4*		OTT	2/24/2009	L	2-4	at	OTT	2/16/2015	W	6-3	at	OTT
11/29/1993	W	4-2	at	OTT	12/18/1997	L	2-3	at	OTT	12/7/2002	L	2-5	at	OTT	3/25/2009	W	2-1		OTT	3/17/2015	OT	1-2*		OTT
12/23/1993	W	2-1	at	OTT	1/5/1998	W	4-1		OTT	3/18/2003	L	5-6		OTT	12/12/2009	L	2-4	at	OTT	11/7/2015	W	3-2*		OTT
12/26/1993	W	3-2*		OTT	1/22/1998	W	4-2	at	OTT	11/20/2003	L	1-6	at	OTT	1/10/2010	W	4-1		OTT	2/18/2016	L	2-4	at	OTT
1/27/1994	T	1-1*	at	OTT	10/24/1998	W	3-1	at	OTT	1/11/2004	T	2-2*		OTT	3/4/2010	W	4-1		OTT	3/8/2016	W	4-3**		OTT
1/25/1995	W	4-1		OTT	12/18/1998	L	1-5	at	OTT	1/20/2004	L	1-3		OTT	4/1/2010	OT	3-4**	at	OTT	11/1/2016	OT	1-2*	at	OTT
2/1/1995	W	2-1	at	OTT	1/4/1999	T	4-4*		OTT	3/20/2004	W	3-2*	at	OTT	10/14/2010	L	2-3	at	OTT	11/26/2016	L	1-2	at	OTT
2/28/1995	W	6-3	at	OTT	4/17/1999	T	1-1*		OTT	10/24/2005	W	3-2		OTT	11/17/2010	W	7-1		OTT	2/24/2017	W	3-0		OTT
4/12/1995	W	4-2		OTT	11/17/1999	W	2-1		OTT	11/15/2005	W	2-1	at	OTT	12/29/2010	W	4-0	at	OTT	1/30/2018	W	2-1		OTT
11/2/1995	L	0-5		OTT	12/23/1999	L	3-4	at	OTT	11/22/2005	L	3-5		OTT	3/22/2011	W	4-3		OTT	3/24/2018	W	5-2	at	OTT
11/4/1995	W	5-4	at	OTT	1/4/2000	L	1-2		OTT	12/28/2005	L	2-6	at	OTT	10/25/2011	OT	2-3**		OTT	3/26/2018	W	4-1		OTT
11/15/1995	W	3-2		OTT	2/15/2000	L	1-5	at	OTT	11/4/2006	W	3-2	at	OTT	11/27/2011	L	3-4	at	OTT					
1/5/1996	W	4-2		OTT	11/12/2000	W	4-0		OTT	11/28/2006	L	1-4		OTT	12/23/2011	W	2-1*		OTT					
3/22/1996	T	1-1*	at	OTT	11/16/2000	W	1-0	at	OTT	2/27/2007	L	2-4		OTT	4/3/2012	W	2-1	at	OTT					

PHILADELPHIA **FLYERS**

2018-19 SCHEDULE

12/31/18	at CAR	6 p.m.
1/3/19	at PHI	7 p.m.
3/30/19	at CAR	1:30 p.m.
4/6/19	at PHI	7 p.m.

HURRICANES vs. PHILADELPHIA

ALL-TIME:	GP: 140	42-69-14-15	GF: 374	GA: 495
at home:	GP: 70	23-32-9-6	GF: 204	GA: 237
on road:	GP: 70	19-37-5-9	GF: 180	GA: 258
in overtime:	GP: 38	9-18-11		

President	Paul Holmgren
Executive vice president & general manager	Ron Hextall
Head coach	Dave Hakstol
Assistant coaches	Gord Murphy, Kris Knoblauch, Ian Laperriere
Goaltending coach	Kim Dillabaugh
Senior director of communications	Zack Hill
Director of public relations	Joe Siville
Manager of broadcasting & media services	Brian Smith
General office	215/465-4500

Inaugural season	1967-68
Stanley Cup titles	2 (1974, 1975)
Home ice	Wells Fargo Center (1996)
Building capacity	19,538
2017-18 record	42-26-14
AHL affiliate	Lehigh Valley Phantoms

SERIES RECORDS

Winning streak	6	12/22/1990-4/15/1992
Losing streak	5 (2x)	Last: 1/24/1993-11/18/1993
Unbeaten streak	6	12/22/1990-4/15/1992
Goals scored	9	2/25/1984 (W, 9-7)
Goals allowed	8 (2x)	Last: 11/11/2010 (L, 1-8)
Goals, both teams	16	12/25/1984 (W, 9-7)
Current CAR streak		2 losses
Current PHI streak		2 wins

LAST TRANSACTION

1/13/2013 CAR acquired Luke Pither from PHI in exchange for Brian Boucher and Mark Alt.

2017-18 SERIES RECAP

FLYERS WIN SEASON SERIES: 3-1-0 (HURRICANES: 1-2-1)

At CAROLINA HURRICANES			Attend	Goaltenders	Winning Goal
17 Mar '18	Hurricanes 2	Flyers 4	14,805	Ward vs. Lyon	Valtteri Filppula
06 Feb '18	*Hurricanes 1	Flyers 2	11,585	Ward vs. Elliott	Jordan Weal

At PHILADELPHIA FLYERS			Attend	Goaltenders	Winning Goal
05 Apr '18	Hurricanes 3	Flyers 4	20,001	Darling vs. Elliott	Jakub Voracek
01 Mar '18	Hurricanes 4	Flyers 1	19,245	Ward vs. Mrazek	Teuvo Teravainen

SERIES STATISTICS

HURRICANES SPECIALTY TEAMS		
Power Play	1-9	11.1%
Penalty Killing	9-9	100.0%

FLYERS SPECIALTY TEAMS		
Power Play	0-9	0.0%
Penalty Killing	8-9	88.9%

HURRICANES LEADING SCORERS

	GP	G	A	P	+/-	PIM
Sebastian Aho	4	2	2	4	3	2
Jordan Staal	4	2	2	4	1	2
Justin Williams	4	2	2	4	-2	0
Teuvo Teravainen	4	1	3	4	1	2

FLYERS LEADING SCORER

	GP	G	A	P	+/-	PIM
Sean Couturier	4	0	4	4	0	0

GOALTENDING

HURRICANES	GP	Min	W-L-OT	SO	GA	SA	SV	GAA	SV%
Cam Ward	3	185	1-1-1	0	6	78	72	1.95	.923
Scott Darling	1	58	0-1-0	0	4	34	30	4.12	.882

FLYERS	GP	Min	W-L-OT	SO	GA	SA	SV	GAA	SV%
Brian Elliott	2	125	2-0-0	0	4	50	46	1.92	.920
Alex Lyon	1	60	1-0-0	0	2	25	23	2.00	.920
Petr Mrazek	1	60	0-1-0	0	4	35	31	4.00	.886

ALL-TIME SEASON SERIES RECORDS

YEAR	OVERALL	HOME	ROAD
1979-80	0-2-2	0-0-2	0-2-0
1980-81	0-3-1	0-2-0	0-1-1
1981-82	0-3-0	0-1-0	0-2-0
1982-83	1-2-0	1-1-0	0-1-0
1983-84	2-1-0	1-0-0	1-1-0
1984-85	0-2-1	0-1-1	0-1-0
1985-86	0-3-0	0-1-0	0-2-0
1986-87	2-1-0	1-1-0	1-0-0
1987-88	1-2-0	1-0-0	0-2-0
1988-89	1-1-1	1-0-1	0-1-0
1989-90	2-1-0	1-0-0	1-1-0
1990-91	3-0-0	2-0-0	1-0-0
1991-92	3-0-0	1-0-0	2-0-0
1992-93	0-3-0	0-2-0	0-1-0
1993-94	1-3-0	0-2-0	1-1-0
1994-95	1-2-0	1-1-0	0-1-0
1995-96	0-3-1	0-1-1	0-2-0
1996-97	0-3-1	0-2-0	0-1-1
1997-98	1-2-1	0-1-1	1-1-0
1998-99	0-2-2	0-1-1	0-1-1
1999-00	2-2-0-0	1-1-0-0	1-1-0-0
2000-01	1-2-0-1	1-1-0-0	0-1-0-1
2001-02	1-2-0-1	1-1-0-0	0-1-0-1
2002-03	0-1-2-1	0-0-1-1	0-1-1-0
2003-04	0-2-2-0	0-1-1-0	0-1-1-0
2005-06	2-0-2	1-0-1	1-0-1
2006-07	2-2-0	1-1-0	1-1-0
2007-08	1-2-1	0-2-0	1-0-1
2008-09	1-1-2	0-1-1	1-0-1
2009-10	0-3-1	0-1-1	0-2-0
2010-11	1-3-0	1-1-0	0-2-0
2011-12	1-3-0	0-2-0	1-1-0
2012-13	0-2-1	0-1-0	0-1-1
2013-14	4-0-0	2-0-0	2-0-0
2014-15	4-1-0	3-0-0	1-1-0
2015-16	1-0-3	1-0-1	0-0-2
2016-17	2-2-1	1-1-0	1-1-1
2017-18	1-2-1	0-1-1	1-1-0

ALL-TIME SEASON GAME RESULTS

*(*Overtime **Shootout)*

11/27/1979	L	2-6	at	PHI	2/15/1988	L	4-5*	at	PHI	12/14/1996	L	0-4		PHI	11/18/2003	T	2-2*		PHI	11/14/2011	L	3-5		PHI
12/23/1979	L	2-4	at	PHI	10/22/1988	W	8-6		PHI	2/19/1997	T	2-2*	at	PHI	11/28/2003	L	2-4	at	PHI	11/21/2011	W	4-2	at	PHI
12/26/1979	T	4-4		PHI	12/23/1988	L	4-5	at	PHI	3/2/1997	L	2-5		PHI	3/23/2004	L	2-4		PHI	1/10/2012	L	1-2		PHI
3/21/1980	T	5-5		PHI	3/12/1989	T	3-3*		PHI	12/23/1997	L	2-4	at	PHI	10/28/2005	W	8-6		PHI	2/2/2013	L	3-5	at	PHI
10/26/1980	L	1-6	at	PHI	11/25/1989	W	5-2		PHI	1/8/1998	T	3-3*		PHI	12/29/2005	OT	3-4*		PHI	2/9/2013	OT	3-4*	at	PHI
11/8/1980	L	4-5		PHI	12/14/1989	W	3-2	at	PHI	3/28/1998	W	4-2	at	PHI	1/17/2006	W	4-3**	at	PHI	4/20/2013	L	3-5		PHI
2/8/1981	T	6-6	at	PHI	2/1/1990	L	1-2	at	PHI	3/29/1998	L	1-3		PHI	3/8/2006	OT	2-3**	at	PHI	10/6/2013	W	2-1		PHI
3/29/1981	L	1-4		PHI	12/22/1990	W	1-0		PHI	10/17/1998	T	1-1*		PHI	12/19/2006	W	2-1	at	PHI	11/5/2013	W	2-1*		PHI
11/12/1981	L	3-5	at	PHI	1/26/1991	W	5-3		PHI	11/20/1998	L	1-3		PHI	12/31/2006	L	2-5		PHI	1/22/2014	W	3-2	at	PHI
3/20/1982	L	2-5		PHI	2/2/1991	W	2-0	at	PHI	1/9/1999	L	0-2	at	PHI	2/22/2007	W	3-2*		PHI	4/13/2014	W	6-5**	at	PHI
3/21/1982	L	3-5	at	PHI	11/27/1991	W	7-3	at	PHI	3/30/1999	T	3-3*	at	PHI	3/28/2007	L	1-5	at	PHI	12/13/2014	L	1-5	at	PHI
12/11/1982	W	7-4		PHI	4/12/1992	W	4-2		PHI	10/7/1999	W	2-0	at	PHI	10/20/2007	OT	2-3*	at	PHI	1/2/2015	W	2-1		PHI
1/8/1983	L	4-7		PHI	4/15/1992	W	4-3*	at	PHI	11/11/1999	L	1-4	at	PHI	11/21/2007	L	3-6		PHI	2/24/2015	W	4-1		PHI
1/9/1983	L	4-8	at	PHI	1/24/1993	L	4-5*	at	PHI	1/11/2000	L	3-4		PHI	11/28/2007	L	1-3		PHI	4/4/2015	W	3-2**		PHI
11/6/1983	L	2-4	at	PHI	2/24/1993	L	2-5		PHI	4/2/2000	W	1-0		PHI	12/15/2007	W	6-5**	at	PHI	4/9/2015	W	3-1	at	PHI
12/4/1983	W	6-5	at	PHI	4/16/1993	L	4-5*		PHI	11/30/2000	W	2-0		PHI	11/26/2008	L	1-3		PHI	11/14/2015	OT	2-3*		PHI
2/25/1984	W	9-7		PHI	10/9/1993	L	2-5		PHI	12/23/2000	OT	1-2*	at	PHI	11/28/2008	W	3-2*	at	PHI	11/23/2015	OT	2-3*	at	PHI
11/15/1984	L	1-6	at	PHI	11/18/1993	L	3-6	at	PHI	1/27/2001	L	3-4		PHI	12/6/2008	OT	1-2*		PHI	12/15/2015	OT	3-4*	at	PHI
11/24/1984	T	4-4*		PHI	3/19/1994	W	5-3	at	PHI	2/19/2001	L	0-4	at	PHI	12/11/2008	OT	5-6**	at	PHI	2/23/2016	W	3-1		PHI
2/26/1985	L	2-3		PHI	4/2/1994	L	5-6		PHI	12/21/2001	OT	3-4*	at	PHI	10/2/2009	L	0-2		PHI	10/22/2016	L	3-7	at	PHI
10/24/1985	L	0-3	at	PHI	1/26/1995	L	2-3	at	PHI	1/6/2002	L	3-4		PHI	10/31/2009	L	1-6	at	PHI	10/30/2016	L	3-4		PHI
11/16/1985	L	2-5		PHI	3/22/1995	W	4-3		PHI	1/27/2002	L	2-4	at	PHI	12/26/2009	OT	3-4**		PHI	1/31/2017	W	5-1		PHI
11/21/1985	L	0-3	at	PHI	4/28/1995	L	3-4		PHI	3/28/2002	W	4-1		PHI	1/23/2010	L	2-4	at	PHI	3/19/2017	OT	3-4*	at	PHI
10/18/1986	L	3-6		PHI	11/5/1995	L	1-6	at	PHI	11/5/2002	OT	1-2*		PHI	11/1/2010	L	2-3	at	PHI	4/9/2017	W	4-3**	at	PHI
12/4/1986	W	2-1	at	PHI	11/18/1995	L	2-4		PHI	11/15/2002	T	1-1*		PHI	11/11/2010	L	1-8		PHI	2/6/2018	OT	1-2*		PHI
3/7/1987	W	5-3		PHI	12/23/1995	T	3-3*		PHI	2/15/2003	T	2-2*	at	PHI	2/10/2011	L	1-2	at	PHI	3/1/2018	W	4-1	at	PHI
10/31/1987	W	7-4		PHI	3/25/1996	L	0-3	at	PHI	3/13/2003	L	3-5	at	PHI	2/18/2011	W	3-2		PHI	3/17/2018	L	2-4		PHI
12/3/1987	L	2-5	at	PHI	12/12/1996	L	2-3	at	PHI	10/25/2003	T	4-4*	at	PHI	10/29/2011	L	1-5	at	PHI	4/5/2018	L	3-4	at	PHI

PITTSBURGH **PENGUINS**

2018-19 SCHEDULE

12/22/18	at CAR	7 p.m.
2/5/19	at PIT	7 p.m.
3/19/19	at CAR	7 p.m.
3/31/19	at PIT	5 p.m.

HURRICANES vs. PITTSBURGH

ALL-TIME:	GP: 146	62-66-11-7	GF: 485	GA: 512
at home:	GP: 74	35-31-5-3	GF: 249	GA: 250
on road:	GP: 72	27-35-6-4	GF: 236	GA: 262
in overtime:	GP: 26	7-10-9		

Co-owner/Chairman	Mario Lemieux
Executive vice president and general manager	Jim Rutherford
Head coach	Mike Sullivan
Assistant coaches	Sergei Gonchar, Jacques Martin, Mark Recchi
Goaltending coach	Mike Buckley
Vice president, communications	Tom McMillan
Senior director of communications	Jennifer Bullano Ridgley
Director of communications	Jason Seidling
General office	412/642-1300

Inaugural season	1967-68
Stanley Cup titles	5 (1991, 1992, 2009, 2016, 2017)
Home ice	PPG Paints Arena (2010)
Building capacity	18,387
2017-18 record	47-29-6
AHL affiliate	Wilkes-Barre/Scranton Penguins

SERIES RECORDS

Winning streak	4 (2x)	Last: 2/26/1989-3/25/1990
Losing streak	6	10/3/1997-4/16/1998
Unbeaten streak	7	2/26/1989-12/8/1990
Goals scored	9 (3x)	Last: 3/30/1989 (W, 9-5)
Goals allowed	10	4/1/1993 (L, 2-10)
Goals, both teams	16	12/26/1980 (W, 9-7)
Current CAR streak		2 losses
Current PIT streak		2 wins

LAST TRANSACTION

2/26/2018 CAR acquired Greg McKegg in exchange for Josh Jooris.

2017-18 SERIES RECAP

SEASON SERIES TIED: 2-2-0

At CAROLINA HURRICANES				Attend	Goaltenders	Winning Goal
23 Feb '18	Hurricanes 1	Penguins 6		18,180	Ward vs. Murray	Olli Maatta
29 Dec '17	Hurricanes 2	Penguins 1		17,975	Ward vs. Jarry	Sebastian Aho

At PITTSBURGH PENGUINS				Attend	Goaltenders	Winning Goal
23 Jan '18	Hurricanes 1	Penguins 3		18,421	Ward vs. DeSmith	Jean-Sebastian Dea
04 Jan '18	Hurricanes 4	Penguins 0		18,595	Ward vs. Murray	Jeff Skinner

SERIES STATISTICS

HURRICANES SPECIALTY TEAMS		
Power Play	0-7	0.0%
Penalty Killing	5-6	83.3%

PENGUINS SPECIALTY TEAMS		
Power Play	1-6	16.7%
Penalty Killing	7-7	100.0%

HURRICANES LEADING SCORER

	GP	G	A	P	+/-	PIM
Sebastian Aho	3	3	2	5	3	4

PENGUINS LEADING SCORER

	GP	G	A	P	+/-	PIM
Jake Guentzel	4	2	3	5	3	0

GOALTENDING

HURRICANES	GP	Min	W-L-OT	SO	GA	SA	SV	GAA	SV%
Cam Ward	4	237	2-2-0	1	10	121	111	2.53	.917

PENGUINS	GP	Min	W-L-OT	SO	GA	SA	SV	GAA	SV%
Casey DeSmith	1	60	1-0-0	0	1	35	34	1.00	.971
Matt Murray	2	120	1-1-0	0	5	61	56	2.50	.918
Tristan Jarry	1	59	0-1-0	0	2	33	31	2.05	.939

ALL-TIME SEASON SERIES RECORDS

YEAR	OVERALL	HOME	ROAD	YEAR	OVERALL	HOME	ROAD	YEAR	OVERALL	HOME	ROAD	YEAR	OVERALL	HOME	ROAD
1979-80	2-1-1	2-0-0	0-1-1	1989-90	2-0-1	1-0-0	1-0-1	1999-00	2-2-0-0	1-1-0-0	1-1-0-0	2010-11	1-2-1	1-1-0	0-1-1
1980-81	2-2-0	1-1-0	1-1-0	1990-91	2-1-0	1-1-0	1-0-0	2000-01	3-1-0-0	1-1-0-0	2-0-0-0	2011-12	1-2-1	1-1-0	0-1-1
1981-82	0-2-1	0-1-0	0-1-1	1991-92	2-0-1	0-0-1	2-0-0	2001-02	2-0-2-0	0-0-2-0	2-0-0-0	2012-13	1-2-0	1-1-0	0-1-0
1982-83	0-3-0	0-2-0	0-1-0	1992-93	0-3-0	0-2-0	0-1-0	2002-03	2-2-0-0	1-1-0-0	1-1-0-0	2013-14	1-2-1	0-1-1	1-1-0
1983-84	1-2-0	0-1-0	1-1-0	1993-94	1-4-0	1-2-0	0-2-0	2003-04	2-0-1-1	2-0-0-0	0-0-1-1	2014-15	2-2-0	1-1-0	1-1-0
1984-85	2-1-0	2-0-0	0-1-0	1994-95	2-2-0	1-1-0	1-1-0	2005-06	3-1-0	1-1-0	2-0-0	2015-16	2-2-1	1-0-1	1-2-0
1985-86	2-1-0	1-0-0	1-1-0	1995-96	2-3-1	2-0-1	0-3-0	2006-07	3-1-0	2-0-0	1-1-0	2016-17	0-4-0	0-2-0	0-2-0
1986-87	3-0-0	2-0-0	1-0-0	1996-97	1-2-2	1-2-0	0-0-2	2007-08	2-1-1	2-0-0	0-1-1	2017-18	2-2-0	1-1-0	1-1-0
1987-88	1-2-0	1-0-0	0-2-0	1997-98	0-6-0	0-3-0	0-3-0	2008-09	2-2-0	1-1-0	1-1-0				
1988-89	2-1-0	1-1-0	1-0-0	1998-99	1-2-1	0-1-1	1-1-0	2009-10	3-0-1	1-0-1	2-0-0				

ALL-TIME SEASON GAME RESULTS

*(*Overtime **Shootout)*

10/13/1979	T	3-3	at	PIT	3/28/1987	W	5-4		PIT	2/18/1995	W	4-2		PIT	11/27/1999	W	5-3		PIT	1/2/2007	L	0-3	at	PIT	10/8/2013	L	2-5	at	PIT
11/30/1979	W	7-5		PIT	1/9/1988	W	5-4*		PIT	4/5/1995	W	8-4	at	PIT	12/15/1999	L	3-6		PIT	3/2/2007	W	3-2		PIT	10/28/2013	L	1-3		PIT
1/17/1980	W	7-1		PIT	2/6/1988	L	4-5	at	PIT	4/23/1995	L	2-4		PIT	4/3/2000	L	2-3	at	PIT	10/5/2007	W	4-1		PIT	12/27/2013	OT	3-4*		PIT
4/2/1980	L	4-6	at	PIT	4/3/1988	L	2-4	at	PIT	10/20/1995	T	2-2*		PIT	10/18/2000	W	3-2	at	PIT	10/19/2007	OT	3-4**	at	PIT	4/1/2014	W	4-1	at	PIT
10/15/1980	W	5-2	at	PIT	12/26/1988	L	3-4*		PIT	12/9/1995	L	0-6	at	PIT	11/22/2000	W	3-1	at	PIT	2/2/2008	L	1-4	at	PIT	11/28/2014	W	4-2	at	PIT
12/26/1980	W	9-7		PIT	2/26/1989	W	8-6		PIT	12/28/1995	L	4-9	at	PIT	3/23/2001	W	5-3		PIT	2/14/2008	W	4-2		PIT	11/29/2014	L	2-3		PIT
2/19/1981	L	2-6	at	PIT	3/30/1989	W	9-5	at	PIT	2/23/1996	L	4-5	at	PIT	4/8/2001	L	4-6		PIT	10/23/2008	L	1-4	at	PIT	12/31/2014	L	1-2	at	PIT
4/5/1981	L	4-5		PIT	12/19/1989	W	8-4	at	PIT	3/13/1996	W	3-2		PIT	11/6/2001	T	2-2*		PIT	12/4/2008	L	2-5		PIT	3/26/2015	W	5-2		PIT
1/2/1982	L	4-9	at	PIT	3/25/1990	W	4-2		PIT	4/8/1996	W	5-4		PIT	12/16/2001	W	7-0	at	PIT	1/20/2009	W	2-1	at	PIT	1/12/2016	W	3-2*		PIT
1/3/1982	L	4-6		PIT	3/27/1990	T	3-3*	at	PIT	10/8/1996	W	7-3		PIT	2/5/2002	T	3-3*		PIT	4/4/2009	W	3-2*		PIT	1/17/2016	L	0-5	at	PIT
2/10/1982	T	3-3	at	PIT	11/29/1990	W	6-4	at	PIT	11/22/1996	L	1-7		PIT	3/7/2002	W	3-1	at	PIT	10/14/2009	OT	2-3**		PIT	2/12/2016	OT	1-2**		PIT
11/17/1982	L	3-4	at	PIT	12/8/1990	W	3-1		PIT	12/3/1996	T	4-4*	at	PIT	11/9/2002	W	3-2		PIT	12/7/2009	W	3-2	at	PIT	3/17/2016	L	2-4	at	PIT
12/21/1982	L	2-3		PIT	3/9/1991	L	2-5		PIT	1/15/1997	L	0-3		PIT	1/15/2003	L	0-2		PIT	3/11/2010	W	4-3*		PIT	12/28/2016	L	2-3	at	PIT
3/12/1983	L	2-7		PIT	11/2/1991	W	6-5	at	PIT	4/3/1997	T	5-5*	at	PIT	3/6/2003	W	4-0	at	PIT	3/20/2010	W	3-2*	at	PIT	1/20/2017	L	1-7		PIT
10/15/1983	W	6-4	at	PIT	2/27/1992	W	8-4	at	PIT	10/3/1997	L	3-4		PIT	4/2/2003	L	2-3	at	PIT	10/30/2010	L	0-3		PIT	2/21/2017	L	1-3		PIT
12/13/1983	L	2-3	at	PIT	3/22/1992	T	2-2*		PIT	10/11/1997	L	1-4	at	PIT	10/22/2003	T	1-1*	at	PIT	11/19/2010	OT	4-5**	at	PIT	4/2/2017	L	2-3	at	PIT
3/17/1984	L	2-4		PIT	10/17/1992	L	3-7		PIT	11/26/1997	L	2-3	at	PIT	11/29/2003	W	4-3		PIT	1/22/2011	L	2-3	at	PIT	12/29/2017	W	2-1		PIT
11/22/1984	W	9-3		PIT	2/21/1993	L	3-4		PIT	12/31/1997	L	2-3	at	PIT	12/18/2003	W	2-1*		PIT	2/25/2011	W	4-1		PIT	1/4/2018	W	4-0	at	PIT
12/28/1984	L	0-4	at	PIT	4/1/1993	L	2-10	at	PIT	1/12/1998	L	1-4		PIT	3/19/2004	OT	3-4*	at	PIT	11/12/2011	W	5-3		PIT	1/23/2018	L	1-3	at	PIT
3/17/1985	W	4-3		PIT	10/16/1993	L	3-5	at	PIT	4/16/1998	L	1-4		PIT	10/7/2005	W	3-2**		PIT	12/3/2011	L	2-3		PIT	2/23/2018	L	1-6		PIT
10/29/1985	W	4-3	at	PIT	12/4/1993	L	6-7*		PIT	12/4/1998	T	3-3*		PIT	10/29/2005	W	5-3	at	PIT	12/27/2011	L	2-4	at	PIT					
12/14/1985	W	5-4		PIT	1/2/1994	W	7-2		PIT	1/7/1999	L	2-4	at	PIT	2/10/2006	L	3-4		PIT	1/17/2012	OT	1-2**	at	PIT					
3/1/1986	L	1-5	at	PIT	2/17/1994	L	4-6	at	PIT	1/26/1999	W	5-3	at	PIT	3/4/2006	W	7-5	at	PIT	2/28/2013	W	4-1		PIT					
10/28/1986	W	5-2		PIT	3/13/1994	L	2-3		PIT	3/10/1999	L	2-3*		PIT	10/14/2006	W	5-1	at	PIT	4/9/2013	L	3-5		PIT					
2/3/1987	W	8-6	at	PIT	2/16/1995	L	2-5	at	PIT	10/23/1999	W	3-2	at	PIT	11/11/2006	W	6-2		PIT	4/27/2013	L	3-8	at	PIT					

SAN JOSE **SHARKS**

2018-19 SCHEDULE

10/26/18	at CAR	7:30 p.m.
12/5/18	at SJ	10:30 p.m.

HURRICANES vs. SAN JOSE

ALL-TIME:	GP: 38	19-18-0-1	GF: 115	GA: 123
at home:	GP: 19	11-8-0-0	GF: 56	GA: 44
on road:	GP: 19	8-10-0-1	GF: 59	GA: 79
in overtime:	GP: 3	2-1-0		

Ownership	Sharks Sports & Entertainment
General manager	Doug Wilson
Head coach	Peter DeBoer
Assistant coaches	Steve Spott, Rob Zettler, Dave Barr
Assistant coach / goaltending coach	Johan Hedberg
Vice president of media relations and broadcasting	Scott Emmert
Director of media relations	Ben Guerrero
Broadcast operations and media relations manager	Joanna Schimmel
Media relations coordinator	Kyle Stuetzel
General office	408/287-7070

Inaugural season	1991-92
Stanley Cup titles	None
Home ice	SAP Center at San Jose (1993)
Building capacity	17,562
2017-18 record	45-27-10
AHL affiliate	San Jose Barracuda

SERIES RECORDS

Winning streak	4	10/19/2010-3/4/2014
Losing streak	2 (5x)	Last: 2/10/2002-2/5/2003
Unbeaten streak	4	10/19/2010-3/4/2014
Goals scored	7 (2x)	Last: 11/7/1995 (W, 7-3)
Goals allowed	8 (2x)	Last: 1/30/1996 (L, 2-8)
Goals, both teams	12	12/3/1992 (W, 7-5)
Current CAR streak	1 loss / Winless in 3 straight games	
Current SJ streak	3 wins	

LAST TRANSACTION

2/18/2011 CAR acquired Derek Joslin in exchange for future considerations. CAR then acquired SJ's 2012 second-round pick (47th overall – Brock McGinn) in exchange for Ian White.

2017-18 SERIES RECAP

SEASON SERIES TIED: 1-1-0

At CAROLINA HURRICANES			Attend	Goaltenders	Winning Goal
04 Feb '18	Hurricanes 1	Sharks 3	11,614	Ward vs. Dell	Chris Tierney

At SAN JOSE SHARKS			Attend	Goaltenders	Winning Goal
07 Dec '17	Hurricanes 4	Sharks 5 (OT)	16,947	Ward vs. Jones	Brent Burns

SERIES STATISTICS

HURRICANES SPECIALTY TEAMS		
Power Play	0-4	0.0%
Penalty Killing	1-3	33.3%

SHARKS SPECIALTY TEAMS		
Power Play	2-3	66.7%
Penalty Killing	4-4	100.0%

HURRICANES LEADING SCORER	GP	G	A	P	+/-	PIM
Sebastian Aho	2	3	0	3	2	0

SHARKS LEADING SCORER	GP	G	A	P	+/-	PIM
Brent Burns	2	2	2	4	3	2

GOALTENDING

HURRICANES	GP	Min	W-L-OT	SO	GA	SA	SV	GAA	SV%
Cam Ward	2	118	0-1-1	0	8	59	51	4.06	.864

SHARKS	GP	Min	W-L-OT	SO	GA	SA	SV	GAA	SV%
Aaron Dell	1	60	1-0-0	0	1	30	29	1.00	.967
Martin Jones	1	60	1-0-0	0	4	25	21	3.98	.840

ALL-TIME SEASON SERIES RECORDS

YEAR	OVERALL	HOME	ROAD	YEAR	OVERALL	HOME	ROAD	YEAR	OVERALL	HOME	ROAD
1991-92	1-2-0	1-1-0	0-1-0	2000-01	0-2-0-0	0-1-0-0	0-1-0-0	2010-11	1-0-0	0-0-0	1-0-0
1992-93	2-0-0	1-0-0	1-0-0	2001-02	1-1-0-0	1-0-0-0	0-1-0-0	2011-12	1-0-0	1-0-0	0-0-0
1993-94	0-2-0	0-1-0	0-1-0	2002-03	0-1-0-0	0-0-0-0	0-1-0-0	2012-13	Did Not Play Western Conf. Teams		
1994-95	Did Not Play Western Conf. Teams			2003-04	1-0-0-0	1-0-0-0	0-0-0-0	2013-14	2-0-0	1-0-0	1-0-0
1995-96	1-1-0	1-0-0	0-1-0	2005-06	0-1-0	0-0-0	0-1-0	2014-15	1-1-0	0-1-0	1-0-0
1996-97	1-1-0	0-1-0	1-0-0	2006-07	1-0-0	1-0-0	0-0-0	2015-16	1-1-0	1-0-0	0-1-0
1997-98	1-1-0	0-1-0	1-0-0	2007-08	Did Not Play Pacific Div. Teams			2016-17	1-1-0	1-0-0	0-1-0
1998-99	1-1-0	1-0-0	0-1-0	2008-09	1-0-0	0-0-0	1-0-0	2017-18	0-1-1	0-1-0	0-0-1
1999-00	1-0-0-0	0-0-0-0	1-0-0-0	2009-10	0-1-0	0-1-0	0-0-0				

ALL-TIME SEASON GAME RESULTS

*(*Overtime **Shootout)*

10/23/1991	W	3-0		SJ	1/30/1996	L	2-8	at	SJ	10/24/2000	L	2-3		SJ	2/5/2009	W	4-3**	at	SJ	10/24/2015	L	2-5	at	SJ
2/4/1992	L	5-6	at	SJ	11/12/1996	W	4-3	at	SJ	11/4/2000	L	1-4	at	SJ	11/1/2009	L	1-5		SJ	2/19/2016	W	5-2		SJ
3/21/1992	L	4-5		SJ	2/28/1997	L	2-3		SJ	11/9/2001	W	3-2		SJ	10/19/2010	W	5-2	at	SJ	11/15/2016	W	1-0		SJ
12/3/1992	W	7-5	at	SJ	3/2/1998	W	3-1	at	SJ	2/10/2002	L	0-4	at	SJ	2/17/2012	W	3-2		SJ	12/10/2016	L	3-4	at	SJ
1/21/1993	W	4-2		SJ	3/14/1998	L	1-2		SJ	2/5/2003	L	2-6	at	SJ	12/6/2013	W	5-3		SJ	12/7/2017	OT	4-5*	at	SJ
11/20/1993	L	2-3		SJ	11/12/1998	L	0-3	at	SJ	10/28/2003	W	3-0		SJ	3/4/2014	W	3-2*	at	SJ	2/4/2018	L	1-3		SJ
1/15/1994	L	2-8	at	SJ	11/25/1998	W	3-0		SJ	12/10/2005	L	3-4	at	SJ	11/16/2014	L	0-2		SJ					
11/7/1995	W	7-3		SJ	3/4/2000	W	5-2	at	SJ	3/24/2007	W	6-4		SJ	2/7/2015	W	5-4	at	SJ					

ST. LOUIS **BLUES**

2018-19 SCHEDULE

11/6/18	at STL	8 p.m.
3/1/19	at CAR	7:30 p.m.

HURRICANES vs. ST. LOUIS

ALL-TIME:	GP: 80	29-41-5-5	GF: 228	GA: 257
at home:	GP: 40	16-20-2-2	GF: 114	GA: 117
on road:	GP: 40	13-21-3-3	GF: 114	GA: 140
in overtime:	GP: 11	1-6-4		

Chairman and Governor	Tom Stillman
President of hockey operations and general manager	Doug Armstrong
Head coach	Mike Yeo
Associate coach	Craig Berube
Assistant coaches	Mike Van Ryn, Steve Ott, Daniel Tkaczuk
Goaltending coach	David Alexander
Senior vice president, marketing & public relations	Mike Caruso
Senior director of media relations & team services	Rich Jankowski
Director, media content	Dan O'Neill
General office	314/622-2500

Inaugural season	1967-68
Stanley Cup titles	None
Home ice	Enterprise Center (1995)
Building capacity	18,400
2017-18 record	44-32-6
AHL affiliate	San Antonio Rampage

SERIES RECORDS

Winning streak	3	3/19/1986-12/10/1986
Losing streak	7	12/1/1992-3/9/1996
Unbeaten streak	4	3/19/1988-3/25/1989
Goals scored	7 (2x)	Last: 2/4/1984 (W, 7-3)
Goals allowed	8 (3x)	Last: 12/1/1992 (L, 4-8)
Goals, both teams	14	10/9/1980 (L, 6-8)
Current CAR streak	2 losses / Winless in 3 straight games	
Current STL streak	3 wins	

LAST TRANSACTION

2/19/2017 STL claimed Ty Rattie on waivers from CAR.

2017-18 SERIES RECAP

BLUES WIN SEASON SERIES: 2-0-0

At CAROLINA HURRICANES			Attend	Goaltenders	Winning Goal
27 Oct '17	Hurricanes 1	Blues 2	10,069	Ward vs. Hutton	Brayden Schenn

At ST. LOUIS BLUES			Attend	Goaltenders	Winning Goal
30 Dec '17	Hurricanes 2	Blues 3	18,749	Darling vs. Hutton	Scottie Upshall

SERIES STATISTICS

HURRICANES SPECIALTY TEAMS		
Power Play	0-3	0.0%
Penalty Killing	2-2	100.0%

BLUES SPECIALTY TEAMS		
Power Play	0-2	0.0%
Penalty Killing	3-3	100.0%

HURRICANES LEADING SCORERS

	GP	G	A	P	+/-	PIM
Derek Ryan	2	1	0	1	2	2
Jeff Skinner	2	1	0	1	1	0
Lucas Wallmark	1	1	0	1	0	0
Sebastian Aho	2	0	1	1	-2	0
Noah Hanifin	2	0	1	1	2	0
Justin Williams	2	0	1	1	1	0

BLUES LEADING SCORERS

	GP	G	A	P	+/-	PIM
Kyle Brodziak	2	1	1	2	2	2
Brayden Schenn	2	1	1	2	2	0
Alex Pietrangelo	2	0	2	2	2	0
Vladimir Tarasenko	2	0	2	2	2	2

GOALTENDING

HURRICANES	GP	Min	W-L-OT	SO	GA	SA	SV	GAA	SV%
Cam Ward	1	59	0-1-0	0	2	34	32	2.05	.941
Scott Darling	1	58	0-1-0	0	3	29	26	3.09	.897

BLUES	GP	Min	W-L-OT	SO	GA	SA	SV	GAA	SV%
Carter Hutton	2	120	2-0-0	0	3	52	49	1.50	.942

ALL-TIME SEASON SERIES RECORDS

YEAR	OVERALL	HOME	ROAD	YEAR	OVERALL	HOME	ROAD	YEAR	OVERALL	HOME	ROAD
1979-80	2-2-0	1-1-0	1-1-0	1992-93	1-2-0	1-1-0	0-1-0	2006-07	Did Not Play Central Div.. Teams		
1980-81	0-3-1	0-1-1	0-2-0	1993-94	0-3-0	0-2-0	0-1-0	2007-08	0-1-0	0-0-0	0-1-0
1981-82	2-1-0	1-0-0	1-1-0	1994-95	Did Not Play Western Conf. Teams			2008-09	2-0-0	1-0-0	1-0-0
1982-83	1-2-0	1-1-0	0-1-0	1995-96	0-2-0	0-1-0	0-1-0	2009-10	0-1-0	0-1-0	0-0-0
1983-84	2-1-0	1-0-0	1-1-0	1996-97	1-1-0	1-0-0	0-1-0	2010-11	1-0-0	0-0-0	1-0-0
1984-85	2-1-0	1-1-0	1-0-0	1997-98	1-1-0	1-0-0	0-1-0	2011-12	1-0-1	1-0-0	0-0-1
1985-86	1-1-1	0-1-0	1-0-1	1998-99	0-1-0	0-0-0	0-1-0	2012-13	Did Not Play Western Conf. Teams		
1986-87	2-1-0	2-0-0	0-1-0	1999-00	1-1-0-0	0-1-0-0	1-0-0-0	2013-14	1-1-0	1-0-0	0-1-0
1987-88	1-2-0	0-1-0	1-1-0	2000-01	0-1-1-0	0-1-0-0	0-0-1-0	2014-15	0-0-2	0-0-1	0-0-1
1988-89	1-0-2	1-0-1	0-0-1	2001-02	0-1-0-0	0-0-0-0	0-1-0-0	2015-16	1-1-0	0-1-0	1-0-0
1989-90	1-2-0	0-1-0	1-1-0	2002-03	0-1-0-1	0-1-0-0	0-0-0-1	2016-17	1-0-1	0-0-1	1-0-0
1990-91	0-3-0	0-2-0	0-1-0	2003-04	1-0-0-0	1-0-0-0	0-0-0-0	2017-18	0-2-0	0-1-0	0-1-0
1991-92	1-2-0	0-1-0	1-1-0	2005-06	1-0-0	1-0-0	0-0-0				

ALL-TIME SEASON GAME RESULTS

*(*Overtime **Shootout)*

12/29/1979	L	0-3	at	STL	3/13/1984	L	0-2	at	STL	11/1/1989	L	3-5		STL	3/9/1996	L	3-6	at	STL	10/30/2008	W	1-0	at	STL
2/29/1980	W	3-0		STL	2/24/1985	L	2-3		STL	11/30/1989	W	5-3	at	STL	12/17/1996	W	5-3		STL	1/2/2009	W	2-1		STL
3/1/1980	W	6-3	at	STL	3/16/1985	W	5-0	at	STL	1/25/1990	L	2-3	at	STL	3/20/1997	L	1-4	at	STL	10/28/2009	L	2-5		STL
3/24/1980	L	5-7		STL	3/20/1985	W	3-2		STL	11/3/1990	L	1-4		STL	10/13/1997	L	1-3	at	STL	12/11/2010	W	2-1**	at	STL
10/9/1980	L	6-8	at	STL	2/11/1986	T	4-4*	at	STL	1/31/1991	L	3-4*	at	STL	10/22/1997	W	4-3		STL	10/21/2011	OT	2-3*	at	STL
11/5/1980	L	1-6	at	STL	2/23/1986	L	2-8		STL	3/5/1991	L	1-4		STL	3/22/1999	L	2-5	at	STL	3/15/2012	W	2-0		STL
1/12/1981	L	2-5		STL	3/19/1986	W	5-2	at	STL	11/9/1991	W	4-3	at	STL	12/7/1999	W	4-2	at	STL	11/16/2013	L	2-4	at	STL
1/21/1981	T	6-6		STL	11/21/1986	W	4-0		STL	2/25/1992	L	2-5		STL	3/22/2000	L	1-2		STL	1/31/2014	W	3-1		STL
12/9/1981	W	5-1		STL	12/10/1986	W	6-2		STL	3/26/1992	L	2-7	at	STL	10/29/2000	L	1-4		STL	1/10/2015	OT	4-5**	at	STL
12/29/1981	L	1-6	at	STL	1/7/1987	L	3-6	at	STL	11/18/1992	W	5-2		STL	4/3/2001	T	2-2*	at	STL	1/30/2015	OT	2-3**		STL
2/6/1982	W	4-2	at	STL	12/17/1987	L	0-2		STL	12/1/1992	L	4-8	at	STL	11/1/2001	L	3-4	at	STL	1/14/2016	W	4-1	at	STL
11/13/1982	W	5-2		STL	1/14/1988	L	2-3	at	STL	2/8/1993	L	1-3		STL	10/15/2002	OT	1-2*	at	STL	2/28/2016	L	2-5		STL
12/18/1982	L	4-7	at	STL	3/19/1988	W	5-3	at	STL	10/28/1993	L	1-2	at	STL	1/20/2003	L	3-5		STL	1/5/2017	W	4-2	at	STL
3/22/1983	L	1-4		STL	12/15/1988	T	3-3*	at	STL	11/1/1993	L	2-4		STL	1/6/2004	W	2-0		STL	4/8/2017	OT	4-5**		STL
12/3/1983	W	7-2		STL	1/25/1989	T	3-3*		STL	1/6/1994	L	1-2		STL	1/15/2006	W	4-2		STL	10/27/2017	L	1-2		STL
2/4/1984	W	7-3	at	STL	3/25/1989	W	4-0		STL	10/25/1995	L	2-4		STL	1/5/2008	L	0-1	at	STL	12/30/2017	L	2-3	at	STL

TAMPA BAY **LIGHTNING**

2018-19 SCHEDULE

10/16/18	at TB	7:30 p.m.
1/10/19	at TB	7:30 p.m.
3/21/19	at CAR	7 p.m.

HURRICANES vs. TAMPA BAY

ALL-TIME:	GP: 121	52-49-10-10	GF: 339	GA: 365
at home:	GP: 62	32-20-7-3	GF: 177	GA: 181
on road:	GP: 59	20-29-3-7	GF: 162	GA: 184
in overtime:	GP: 30	10-10-10		

Owner/Governor/Chairman	Jeff Vinik
Vice president, general manager & alternate governor	Julien BriseBois
Head coach	Jon Cooper
Assistant coaches	Todd Richards, Jeff Halpern, Derek Lalonde
Goaltending coach	Frantz Jean
Executive vice president of communications	Bill Wickett
Senior director of communications	Brian Breseman
Senior manager of communications	Trevor van Knotsenburg
General office	813/301-6500

Inaugural season	1992-93
Stanley Cup titles	1 (2004)
Home ice	AMALIE Arena (1996)
Building capacity	19,092
2017-18 record	54-23-5
AHL affiliate	Syracuse Crunch

SERIES RECORDS

Winning streak	8	4/2/2008-10/6/2009
Losing streak	5	2/1/2007-11/14/2007
Unbeaten streak	10	11/28/1997-11/26/1999
Goals scored	9	3/7/2009 (W, 9-3)
Goals allowed	6 (2x)	Last: 4/9/2011 (L, 2-6)
Goals, both teams	13	4/6/2010 (W, 8-5)
Current CAR streak		1 win
Current TB streak		1 loss

LAST TRANSACTION

4/2/2013 CAR acquired Marc-Andre Bergeron from TB in exchange for Adam Hall and CAR's 2013 seventh-round draft pick (186th overall – Joel Vermin).

2017-18 SERIES RECAP

LIGHTNING WIN SEASON SERIES: 2-0-1 (HURRICANES: 1-2-0)

At CAROLINA HURRICANES			Attend	Goaltenders	Winning Goal
07 Apr '18	*Hurricanes 3	Lightning 2	15,402	Ward vs. Domingue	Elias Lindholm
24 Oct '17	Hurricanes 1	Lightning 5	10,498	Darling vs. Vasilevskiy	Mikhail Sergachev

At TAMPA BAY LIGHTNING			Attend	Goaltenders	Winning Goal
09 Jan '18	Hurricanes 4	Lightning 5	19,092	Ward vs. Vasilevskiy	Tyler Johnson

SERIES STATISTICS

HURRICANES SPECIALTY TEAMS		
Power Play	2-10	20.0%
Penalty Killing	1-2	50.0%

LIGHTNING SPECIALTY TEAMS		
Power Play	1-2	50.0%
Penalty Killing	8-10	80.0%

HURRICANES LEADING SCORERS

	GP	G	A	P	+/-	PIM
Justin Williams	3	1	2	3	2	4
Teuvo Teravainen	3	0	3	3	-4	0

LIGHTNING LEADING SCORER

	GP	G	A	P	+/-	PIM
Tyler Johnson	3	4	2	6	3	2

GOALTENDING

HURRICANES	GP	Min	W-L-OT	SO	GA	SA	SV	GAA	SV%
Cam Ward	2	118	1-1-0	0	7	68	61	3.55	.897
Scott Darling	1	59	0-1-0	0	3	27	24	3.05	.889

LIGHTNING	GP	Min	W-L-OT	SO	GA	SA	SV	GAA	SV%
Andrei Vasilevskiy	2	120	2-0-0	0	5	64	59	2.50	.922
Louis Domingue	1	61	0-0-1	0	3	42	39	2.96	.929

ALL-TIME SEASON SERIES RECORDS

YEAR	OVERALL	HOME	ROAD	YEAR	OVERALL	HOME	ROAD	YEAR	OVERALL	HOME	ROAD
1992-93	2-0-0	1-0-0	1-0-0	2001-02	3-2-0-0	1-1-0-0	2-1-0-0	2011-12	3-2-1	1-1-1	2-1-0
1993-94	2-2-0	2-0-0	0-2-0	2002-03	0-2-2-1	0-0-2-1	0-2-0-0	2012-13	1-4-0	0-3-0	1-1-0
1994-95	1-3-0	1-1-0	0-2-0	2003-04	1-3-2-0	0-1-2-0	1-2-0-0	2013-14	0-2-1	0-2-0	0-0-1
1995-96	1-2-1	1-1-0	0-1-1	2005-06	3-3-2	3-1-0	0-2-2	2014-15	1-2-0	1-0-0	0-2-0
1996-97	4-0-0	2-0-0	2-0-0	2006-07	3-4-1	1-2-1	2-2-0	2015-16	0-2-1	0-2-0	0-0-1
1997-98	2-1-1	1-0-1	1-1-0	2007-08	4-4-0	3-1-0	1-3-0	2016-17	1-1-1	1-0-0	0-1-1
1998-99	2-0-3	1-0-2	1-0-1	2008-09	6-0-0	3-0-0	3-0-0	2017-18	1-2-0	1-1-0	0-1-0
1999-00	3-1-1-0	2-0-0-0	1-1-1-0	2009-10	3-2-1	2-1-0	1-1-1				
2000-01	3-2-0-0	3-0-0-0	0-2-0-0	2010-11	2-3-1	1-2-0	1-1-1				

ALL-TIME SEASON GAME RESULTS

*(*Overtime **Shootout)*

12/23/1992	W	3-1		TB	3/28/1999	T	3-3*		TB	1/15/2004	L	4-5	at	TB	3/29/2008	L	1-2	at	TB	3/10/2012	W	4-2	at	TB
3/16/1993	W	4-3*	at	TB	4/16/1999	T	2-2*	at	TB	3/10/2004	L	2-4		TB	4/2/2008	W	6-2		TB	1/22/2013	L	1-4		TB
11/24/1993	L	1-4	at	TB	11/13/1999	W	4-2		TB	3/13/2004	W	5-1	at	TB	10/11/2008	W	4-3*	at	TB	2/23/2013	L	2-5		TB
3/5/1994	L	2-4	at	TB	11/26/1999	T	3-3*	at	TB	10/5/2005	L	2-5	at	TB	11/16/2008	W	3-2**		TB	3/16/2013	L	1-4	at	TB
3/9/1994	W	4-1		TB	12/10/1999	L	2-3	at	TB	11/20/2005	L	2-5		TB	1/3/2009	W	3-2	at	TB	4/4/2013	L	0-5		TB
4/10/1994	W	6-4		TB	2/12/2000	W	5-2	at	TB	12/20/2005	W	6-4		TB	1/29/2009	W	3-2		TB	4/21/2013	W	3-2	at	TB
2/10/1995	L	3-4	at	TB	2/19/2000	W	4-2		TB	12/26/2005	OT	4-5*	at	TB	2/20/2009	W	4-1		TB	11/1/2013	L	0-3		TB
3/4/1995	W	3-2*		TB	10/31/2000	W	6-5*		TB	2/9/2006	L	3-5	at	TB	3/7/2009	W	9-3	at	TB	12/21/2013	OT	2-3*	at	TB
3/31/1995	L	0-2	at	TB	12/26/2000	L	2-3	at	TB	3/27/2006	W	2-1		TB	10/6/2009	W	2-1**		TB	1/19/2014	L	3-5		TB
4/9/1995	L	0-3		TB	1/3/2001	W	3-2		TB	4/14/2006	W	5-4**		TB	10/10/2009	L	2-5	at	TB	12/11/2014	L	1-2	at	TB
11/29/1995	T	2-2*	at	TB	1/29/2001	W	5-2		TB	4/15/2006	OT	2-3*	at	TB	11/21/2009	W	3-1		TB	12/27/2014	L	1-2	at	TB
12/13/1995	L	2-3		TB	3/8/2001	L	1-0	at	TB	10/16/2006	W	5-1	at	TB	1/18/2010	L	2-3		TB	1/27/2015	W	4-2		TB
3/18/1996	W	6-3		TB	11/17/2001	L	0-2	at	TB	10/26/2006	L	1-5	at	TB	3/23/2010	OT	2-3*	at	TB	11/1/2015	L	3-4		TB
4/3/1996	L	2-4	at	TB	11/25/2001	L	0-4		TB	10/28/2006	W	6-4		TB	4/6/2010	W	8-5	at	TB	2/21/2016	L	2-4		TB
11/30/1996	W	6-3	at	TB	12/27/2001	W	3-2	at	TB	12/16/2006	W	3-2	at	TB	12/20/2010	L	1-5	at	TB	3/5/2016	OT	3-4*	at	TB
12/21/1996	W	6-5*		TB	1/30/2002	W	3-1	at	TB	1/20/2007	OT	5-6**		TB	1/15/2011	W	6-4		TB	12/4/2016	W	1-0*		TB
3/27/1997	W	5-2	at	TB	4/10/2002	W	4-2		TB	2/1/2007	L	0-4		TB	2/12/2011	OT	3-4*	at	TB	12/31/2016	L	1-3	at	TB
4/13/1997	W	2-1		TB	10/12/2002	L	1-5	at	TB	3/30/2007	L	2-4		TB	3/25/2011	W	4-3	at	TB	3/1/2017	OT	3-4*	at	TB
10/1/1997	L	2-4	at	TB	11/17/2002	OT	1-2*		TB	4/3/2007	L	2-3	at	TB	3/26/2011	L	2-4		TB	10/24/2017	L	1-5		TB
11/28/1997	W	2-0		TB	12/18/2002	T	1-1*		TB	11/8/2007	L	1-5		TB	4/9/2011	L	2-6		TB	1/9/2018	L	4-5	at	TB
1/28/1998	W	3-2	at	TB	1/30/2003	L	1-3	at	TB	11/14/2007	L	1-6	at	TB	10/7/2011	L	1-5		TB	4/7/2018	W	3-2*		TB
2/4/1998	T	3-3*		TB	2/21/2003	T	2-2*		TB	11/23/2007	W	4-3		TB	11/1/2011	W	4-2		TB					
10/10/1998	T	4-4*		TB	11/1/2003	L	3-4	at	TB	12/6/2007	L	1-2	at	TB	12/31/2011	L	2-5	at	TB					
12/30/1998	W	4-3		TB	11/9/2003	T	1-1*		TB	12/22/2007	W	4-1	at	TB	1/12/2012	W	5-2	at	TB					
2/20/1999	W	3-2	at	TB	11/23/2003	T	0-0*		TB	3/1/2008	W	5-1		TB	3/3/2012	OT	3-4*		TB					

TORONTO **MAPLE LEAFS**

2018-19 SCHEDULE

11/21/18	at CAR	7 p.m.
12/11/18	at CAR	7 p.m.
4/2/19	at TOR	7:30 p.m.

HURRICANES vs. TORONTO

ALL-TIME:	GP: 119	63-40-11-5	GF: 414	GA: 370
at home:	GP: 59	31-19-6-3	GF: 215	GA: 184
on road:	GP: 59	32-21-5-2	GF: 199	GA: 186
in overtime:	GP: 22	7-6-9		

Chairman of the board, MLSE	Larry Tanenbaum
President & alternate governor	Brendan Shanahan
General manager	Kyle Dubas
Head coach	Mike Babcock
Assistant coaches	Jim Hiller, D.J. Smith, Andrew Brewer
Goaltending coach	Steve Briere
Director, media relations	Steve Keogh
Senior manager, media relations	Scott McNaughton
Coordinators, media relations	Chris Lund, Colin McBride
General office	416/815-5700

Inaugural season	1917-18
Stanley Cup titles	13 (1918, 1922, 1932, 1942, 1945, 1947-49, 1951, 1962-64, 1967)
Home ice	Scotiabank Arena (1999)
Building capacity	18,819
2017-18 record	49-26-7
AHL affiliate	Toronto Marlies

SERIES RECORDS

Winning streak	5 (2x)	Last: 11/19/2009-1/24/2011
Losing streak	4 (2x)	Last: 2/26/2002-3/1/2003
Unbeaten streak	6	1/19/1994-4/9/1998
Goals scored	8 (3x)	Last: 1/4/1987 (W, 8-3)
Goals allowed	8 (2x)	Last: 12/19/2017 (L, 1-8)
Goals, both teams	14	12/8/1983 (L, 6-8)
Current CAR streak		2 losses
Current TOR streak		2 wins

LAST TRANSACTION

1/1/2014 CAR acquired John-Michael Liles and the rights to Dennis Robertson in exchange for Tim Gleason.

2017-18 SERIES RECAP

MAPLE LEAFS WIN SEASON SERIES: 2-1-0

At CAROLINA HURRICANES			Attend	Goaltenders	Winning Goal
24 Nov '17	Hurricanes 4	Maple Leafs 5	15,241	Ward, Darling vs. Andersen	Patrick Marleau

At TORONTO MAPLE LEAFS			Attend	Goaltenders	Winning Goal
19 Dec '17	Hurricanes 1	Maple Leafs 8	19,288	Darling vs. Andersen	Mitch Marner
26 Oct '17	Hurricanes 6	Maple Leafs 3	19,070	Darling vs. Andersen	Victor Rask

SERIES STATISTICS

HURRICANES SPECIALTY TEAMS		
Power Play	0-7	0.0%
Penalty Killing	2-6	33.3%

MAPLE LEAFS SPECIALTY TEAMS		
Power Play	4-6	66.7%
Penalty Killing	7-7	100.0%

HURRICANES LEADING SCORERS

	GP	G	A	P	+/-	PIM
Teuvo Teravainen	3	1	4	5	1	0
Jeff Skinner	3	1	3	4	-3	2

MAPLE LEAFS LEADING SCORERS

	GP	G	A	P	+/-	PIM
James van Riemsdyk	3	2	3	5	-2	4
Tyler Bozak	3	1	4	5	-1	0

GOALTENDING

HURRICANES	GP	Min	W-L-OT	SO	GA	SA	SV	GAA	SV%
Scott Darling	3	138	1-2-0	0	12	79	67	5.23	.848
Cam Ward	1	40	0-0-0	0	4	16	12	6.00	.750

MAPLE LEAFS	GP	Min	W-L-OT	SO	GA	SA	SV	GAA	SV%
Frederik Andersen	3	180	2-1-0	0	11	118	107	3.67	.907

ALL-TIME SEASON SERIES RECORDS

YEAR	OVERALL	HOME	ROAD	YEAR	OVERALL	HOME	ROAD	YEAR	OVERALL	HOME	ROAD	YEAR	OVERALL	HOME	ROAD
1979-80	2-2-0	1-1-0	1-1-0	1989-90	1-1-1	1-1-0	0-0-1	1999-00	1-1-2-0	0-1-1-0	1-0-1-0	2010-11	2-2-0	1-1-0	1-1-0
1980-81	1-1-2	0-0-2	1-1-0	1990-91	1-0-2	0-0-1	1-0-1	2000-01	1-2-0-0	1-1-0-0	0-1-0-0	2011-12	3-0-1	2-0-0	1-0-1
1981-82	3-0-0	2-0-0	1-0-0	1991-92	1-1-0	0-1-0	1-0-0	2001-02	2-2-0-0	1-1-0-0	1-1-0-0	2012-13	2-1-0	1-0-0	1-1-0
1982-83	1-2-0	1-0-0	0-2-0	1992-93	0-2-0	0-1-0	0-1-0	2002-03	0-3-1-0	0-1-1-0	0-2-0-0	2013-14	2-1-0	1-0-0	1-1-0
1983-84	2-1-0	1-1-0	1-0-0	1993-94	0-1-1	0-0-1	0-1-0	2003-04	2-1-0-1	0-1-0-1	2-0-0-0	2014-15	3-0-0	2-0-0	1-0-0
1984-85	2-1-0	0-1-0	2-0-0	1994-95	Did Not Play Western Conf. Teams			2005-06	2-1-1	2-0-0	0-1-1	2015-16	1-1-1	0-0-1	1-1-0
1985-86	3-0-0	2-0-0	1-0-0	1995-96	2-0-0	1-0-0	1-0-0	2006-07	1-3-0	0-2-0	1-1-0	2016-17	1-1-1	0-1-1	1-0-0
1986-87	2-1-0	1-0-0	1-1-0	1996-97	1-0-1	1-0-0	0-0-1	2007-08	3-1-0	2-0-0	1-1-0	2017-18	1-2-0	0-1-0	1-1-0
1987-88	3-0-0	2-0-0	1-0-0	1997-98	1-1-0	1-0-0	0-1-0	2008-09	3-1-0	1-1-0	2-0-0				
1988-89	2-1-0	1-0-0	1-1-0	1998-99	2-1-1	1-1-0	1-0-1	2009-10	3-1-0	1-1-0	2-0-0				

ALL-TIME SEASON GAME RESULTS

*(*Overtime **Shootout)*

10/31/1979	W	4-2	at	TOR	1/24/1987	W	3-0	at	TOR	1/18/1999	W	4-2		TOR	11/25/2005	W	4-3**		TOR	3/27/2012	W	3-0	at	TOR
11/2/1979	W	5-3		TOR	11/28/1987	W	4-2	at	TOR	2/10/1999	W	6-5	at	TOR	3/21/2006	L	2-3	at	TOR	2/4/2013	W	4-1	at	TOR
2/16/1980	L	3-5	at	TOR	12/30/1987	W	3-1		TOR	2/24/1999	T	2-2*	at	TOR	12/15/2006	L	3-4		TOR	2/14/2013	W	3-1		TOR
4/1/1980	L	4-5		TOR	2/7/1988	W	4-2		TOR	3/26/1999	L	2-7		TOR	1/9/2007	W	4-1	at	TOR	3/28/2013	L	3-6	at	TOR
12/23/1980	W	7-2	at	TOR	1/16/1989	L	3-5	at	TOR	10/20/1999	T	3-3*	at	TOR	1/30/2007	L	1-4		TOR	10/17/2013	W	3-2	at	TOR
1/24/1981	L	4-7	at	TOR	2/15/1989	W	4-2	at	TOR	11/3/1999	L	0-6		TOR	3/27/2007	L	1-6	at	TOR	12/29/2013	L	2-5	at	TOR
1/30/1981	T	5-5		TOR	3/5/1989	W	3-0		TOR	12/2/1999	T	2-2*		TOR	10/9/2007	W	7-1	at	TOR	1/9/2014	W	6-1		TOR
3/22/1981	T	3-3		TOR	2/10/1990	W	6-2		TOR	2/14/2000	W	5-2	at	TOR	12/18/2007	W	3-2*		TOR	12/18/2014	W	4-1		TOR
11/18/1981	W	8-5		TOR	2/14/1990	T	6-6*	at	TOR	11/8/2000	L	0-5	at	TOR	1/15/2008	L	4-5	at	TOR	1/19/2015	W	4-1	at	TOR
12/2/1981	W	5-3	at	TOR	3/8/1990	L	6-7		TOR	11/10/2000	W	3-1		TOR	1/31/2008	W	3-2*		TOR	2/20/2015	W	2-1		TOR
12/27/1981	W	7-3		TOR	10/17/1990	W	3-1	at	TOR	1/31/2001	L	3-4		TOR	11/2/2008	W	6-4		TOR	11/20/2015	OT	1-2**		TOR
1/1/1983	L	5-7	at	TOR	1/12/1991	T	2-2*	at	TOR	10/11/2001	L	2-3		TOR	11/4/2008	W	5-4*	at	TOR	1/21/2016	W	1-0*	at	TOR
2/2/1983	L	1-7	at	TOR	3/3/1991	T	4-4*		TOR	11/27/2001	W	5-2	at	TOR	1/15/2009	L	4-6		TOR	2/25/2016	L	1-3	at	TOR
2/13/1983	W	5-3		TOR	11/17/1991	W	3-1	at	TOR	12/26/2001	W	4-3		TOR	1/19/2009	W	2-0	at	TOR	11/22/2016	W	2-1	at	TOR
12/8/1983	L	6-8		TOR	12/4/1991	L	0-3		TOR	2/26/2002	L	1-4	at	TOR	11/6/2009	L	2-3		TOR	2/19/2017	L	0-4		TOR
2/18/1984	W	8-2	at	TOR	3/10/1993	L	3-5	at	TOR	1/29/2003	L	2-3		TOR	11/19/2009	W	6-5**		TOR	3/11/2017	OT	2-3*		TOR
3/15/1984	W	5-3		TOR	4/11/1993	L	2-4		TOR	2/18/2003	L	3-4	at	TOR	1/12/2010	W	4-2	at	TOR	10/26/2017	W	6-3	at	TOR
10/17/1984	W	5-3	at	TOR	10/19/1993	L	2-7	at	TOR	3/1/2003	L	1-4	at	TOR	3/2/2010	W	5-1	at	TOR	11/24/17	L	4-5		TOR
1/7/1985	W	7-4	at	TOR	1/19/1994	T	3-3*		TOR	3/25/2003	T	3-3*		TOR	12/28/2010	W	4-3	at	TOR	12/19/17	L	1-8	at	TOR
2/17/1985	L	4-5*		TOR	11/24/1995	W	4-0	at	TOR	11/2/2003	L	1-2		TOR	1/24/2011	W	6-4		TOR					
12/28/1985	W	6-3	at	TOR	3/8/1996	W	7-4		TOR	1/27/2004	W	2-0	at	TOR	2/3/2011	L	0-3	at	TOR					
1/23/1986	W	4-1		TOR	1/20/1997	W	3-1		TOR	2/19/2004	OT	1-2*		TOR	3/16/2011	L	1-3		TOR					
4/5/1986	W	7-1		TOR	3/8/1997	T	1-1*	at	TOR	2/23/2004	W	2-1	at	TOR	11/20/2011	W	3-2		TOR					
10/30/1986	L	2-6	at	TOR	4/9/1998	W	5-2		TOR	10/20/2005	OT	4-5*	at	TOR	12/13/2011	OT	1-2*	at	TOR					
1/4/1987	W	8-3		TOR	4/11/1998	L	1-5	at	TOR	11/3/2005	W	4-3		TOR	12/29/2011	W	4-3*		TOR					

VANCOUVER **CANUCKS**

2018-19 SCHEDULE

10/9/18 ..... at CAR ..... 7 p.m.
1/23/19 ..... at VAN ..... 10:30 p.m.

HURRICANES vs. VANCOUVER

ALL-TIME: ..... GP: 75 ..... 27-33-11-4 ..... GF: 216 ..... GA: 257
at home: ..... GP: 37 ..... 17-14-5-1 ..... GF: 122 ..... GA: 123
on road: ..... GP: 38 ..... 10-19-6-3 ..... GF: 94 ..... GA: 134
in overtime: ..... GP: 14 0-8-6

Chairman/Governor ..... Francesco Aquilini
General manager ..... Jim Benning
Head coach ..... Travis Green
Assistant coaches ..... Nolan Baumgartner, Newell Brown, Manny Malhotra
Goaltending coach/Video coach ..... Ian Clark/Darryl Seward
Vice president, communications & community partnerships ..... Chris Brumwell
Director, media relations & team operations ..... Ben Brown
Manager, media relations & publications ..... Stephanie Maniago
Coordinator, media relations ..... Alfred De Vera
General office 604/899-4600

Inaugural season 1970-71
Stanley Cup titles ..... None
Home ice ..... Rogers Arena (1995)
Building capacity 18,865
2017-18 record 31-40-11
AHL affiliate ..... Utica Comets

SERIES RECORDS

Winning streak ..... 4 ..... 11/29/1985-11/12/1986
Losing streak ..... 5 (2x) ..... Last: 12/1/2013-1/6/2016
Unbeaten streak ..... 9 ..... 11/29/1985-1/29/1988
Goals scored ..... 8 ..... 12/13/2016 (W, 8-6)
Goals allowed ..... 8 (2x) ..... Last: 1/16/1993 (L, 3-8)
Goals, both teams ..... 14 ..... 12/13/2016 (W, 8-6)
Current CAR streak ..... 1 win
Current VAN streak ..... 1 loss

LAST TRANSACTION

9/29/2013 CAR acquired Eddie Lack in exchange for CAR's third-round pick in 2015 (66th overall – Guillaume Brisebois) and a seventh-round pick in 2016 (194th overall – Brett McKenzie).

2017-18 SERIES RECAP

SEASON SERIES TIED: 1-1-0

At CAROLINA HURRICANES			Attend	Goaltenders	Winning Goal
09 Feb '18	Hurricanes 4	Canucks 1	13,123	Darling vs. Markstrom	Phil Di Giuseppe

At VANCOUVER CANUCKS			Attend	Goaltenders	Winning Goal
05 Dec '17	Hurricanes 0	Canucks 3	17,860	Darling vs. Markstrom	Derrick Pouliot

SERIES STATISTICS

HURRICANES SPECIALTY TEAMS

Power Play ..... 0-5 ..... 0.0%
Penalty Killing ..... 3-4 ..... 75.0%

CANUCKS SPECIALTY TEAMS

Power Play ..... 1-4 ..... 25.0%
Penalty Killing ..... 5-5 ..... 100.0%

HURRICANES LEADING SCORERS

	GP	G	A	P	+/-	PIM
Sebastian Aho	2	1	1	2	1	0
Brett Pesce	2	1	1	2	2	0

CANUCKS LEADING SCORER

	GP	G	A	P	+/-	PIM
Derrick Pouliot	2	1	2	3	2	0

GOALTENDING

HURRICANES	GP	Min	W-L-OT	SO	GA	SA	SV	GAA	SV%
Scott Darling	2	120	1-1-0	0	4	44	40	2.00	.909

CANUCKS	GP	Min	W-L-OT	SO	GA	SA	SV	GAA	SV%
Jacob Markstrom	2	120	1-1-0	1	4	63	59	2.00	.937

ALL-TIME SEASON SERIES RECORDS

YEAR	OVERALL	HOME	ROAD	YEAR	OVERALL	HOME	ROAD	YEAR	OVERALL	HOME	ROAD
1979-80	1-1-2	1-0-1	0-1-1	1992-93	1-1-0	1-0-0	0-1-0	2006-07	0-0-1	0-0-0	0-0-1
1980-81	1-1-2	1-0-1	0-1-1	1993-94	1-1-0	0-1-0	1-0-0	2007-08	1-0-0	1-0-0	0-0-0
1981-82	0-2-1	0-1-0	0-1-1	1994-95	Did Not Play Western Conf. Teams			2008-09	0-1-0	0-0-0	0-1-0
1982-83	1-2-0	1-1-0	0-1-0	1995-96	2-0-0	1-0-0	1-0-0	2009-10	1-0-0	1-0-0	0-0-0
1983-84	0-3-0	0-1-0	0-2-0	1996-97	0-2-0	0-1-0	0-1-0	2010-11	0-1-0	0-0-0	0-1-0
1984-85	1-2-0	1-1-0	0-1-0	1997-98	1-1-0	1-0-0	0-1-0	2011-12	1-0-0	1-0-0	0-0-0
1985-86	3-0-0	1-0-0	2-0-0	1998-99	1-1-0	1-0-0	0-1-0	2012-13	Did Not Play Western Conf. Teams		
1986-87	2-0-1	1-0-1	1-0-0	1999-00	1-0-1-0	0-0-1-0	1-0-0-0	2013-14	0-2-0	0-1-0	0-1-0
1987-88	1-0-2	0-0-1	1-0-1	2000-01	Did Not Play			2014-15	0-2-0	0-1-0	0-1-0
1988-89	1-1-1	1-1-0	0-0-1	2001-02	0-2-0-0	0-1-0-0	0-1-0-0	2015-16	0-1-1	0-0-1	0-1-0
1989-90	2-1-0	0-1-0	2-0-0	2002-03	0-1-0-0	0-1-0-0	0-0-0-0	2016-17	1-0-1	1-0-0	0-0-1
1990-91	2-1-0	1-1-0	1-0-0	2003-04	0-0-0-1	0-0-0-0	0-0-0-1	2017-18	1-1-0	1-0-0	0-1-0
1991-92	0-2-1	0-1-0	0-1-1	2005-06	Did Not Play Northwest Div. Teams						

ALL-TIME SEASON GAME RESULTS *(*Overtime **Shootout)*

12/11/1979	L	3-5	at	VAN	11/30/1983	L	2-6		VAN	11/9/1988	T	1-1*	at	VAN	1/16/1996	W	3-0		VAN	10/22/2007	W	3-1		VAN
2/12/1980	T	5-5		VAN	1/15/1984	L	0-5	at	VAN	3/2/1989	W	2-1		VAN	2/7/1996	W	5-3	at	VAN	2/3/2009	L	3-4	at	VAN
3/13/1980	W	3-1		VAN	10/20/1984	W	3-2		VAN	1/10/1990	W	3-1	at	VAN	11/27/1996	L	2-6		VAN	12/5/2009	W	5-3		VAN
3/28/1980	T	4-4	at	VAN	2/1/1985	L	3-4*	at	VAN	2/9/1990	L	1-4		VAN	1/10/1997	L	3-5	at	VAN	10/17/2010	L	1-5	at	VAN
11/1/1980	T	4-4		VAN	3/3/1985	L	6-7*		VAN	3/13/1990	W	1-0	at	VAN	11/3/1997	W	5-3		VAN	12/15/2011	W	4-3		VAN
11/22/1980	W	4-3		VAN	11/29/1985	W	5-4	at	VAN	10/27/1990	L	2-4		VAN	11/16/1997	L	1-4	at	VAN	12/1/2013	L	2-3		VAN
12/3/1980	T	4-4	at	VAN	1/10/1986	W	4-3	at	VAN	1/2/1991	W	5-2		VAN	10/20/1998	W	3-1		VAN	12/9/2013	L	0-2	at	VAN
3/1/1981	L	0-3	at	VAN	2/18/1986	W	5-4		VAN	1/10/1991	W	5-4	at	VAN	2/26/1999	L	0-1	at	VAN	10/28/2014	L	1-4	at	VAN
10/23/1981	T	2-2	at	VAN	11/12/1986	W	4-3	at	VAN	2/1/1992	T	4-4*	at	VAN	10/15/1999	W	4-1	at	VAN	1/16/2015	L	0-3		VAN
11/4/1981	L	1-4		VAN	12/13/1986	T	2-2*		VAN	3/7/1992	L	1-5		VAN	11/24/1999	T	1-1*		VAN	1/6/2016	L	2-3	at	VAN
2/20/1982	L	2-4	at	VAN	3/29/1987	W	7-4		VAN	3/18/1992	L	2-3	at	VAN	1/12/2002	L	1-7	at	VAN	1/15/2016	OT	2-3*		VAN
10/16/1982	W	6-5		VAN	12/15/1987	T	2-2*		VAN	1/16/1993	L	3-8	at	VAN	1/21/2002	L	5-7		VAN	10/16/2016	OT	3-4*	at	VAN
10/26/1982	L	1-8	at	VAN	12/20/1987	T	3-3*	at	VAN	3/6/1993	W	5-1		VAN	11/27/2002	L	2-3		VAN	12/13/2016	W	8-6		VAN
1/6/1983	L	4-6		VAN	1/29/1988	W	4-2	at	VAN	12/8/1993	L	1-4		VAN	12/14/2003	OT	1-2*	at	VAN	12/5/2017	L	0-3	at	VAN
10/28/1983	L	4-5*	at	VAN	11/5/1988	L	2-3*		VAN	2/6/1994	W	4-2	at	VAN	12/8/2006	OT	3-4*	at	VAN	2/9/2018	W	4-1		VAN

VEGAS **GOLDEN KNIGHTS**

2018-19 SCHEDULE

11/3/18	at VGK	10 p.m.
2/1/19	at CAR	7:30 p.m.

HURRICANES vs. VEGAS

ALL-TIME:	GP: 2	1-1-0-0	GF: 3	GA: 7
at home:	GP: 1	0-1-0-0	GF: 1	GA: 5
on road:	GP: 1	1-0-0-0	GF: 2	GA: 2
in overtime:	GP: 1	1-0-0		

Owner	Bill Foley
General manager	George McPhee
Head coach	Gerard Galliant
Assistant coaches	Mike Kelly, Ryan Craig, Ryan McGill
Goaltending coach	Dave Prior
Vice president, communications & content	Eric Tosi
Director of communications	Sage Sammons
Senior manager of communications & content	Alyssa Girardi
General office	702/790-2663

Inaugural season	2017-18
Stanley Cup titles	None
Home ice	T-Mobile Arena (2016)
Building capacity	17,500
2017-18 record	51-24-7
AHL affiliate	Chicago Wolves

SERIES RECORDS

Winning streak	0	none
Losing streak	0	none
Unbeaten streak	0	none
Goals scored	2	12/12/2017 (W, 3-2 SO)
Goals allowed	5	1/21/2018 (L, 1-5)
Goals, both teams	6	1/21/2018 (L, 1-5)
Current CAR streak		1 loss
Current VGK streak		1 win / Points in 2 straight games

LAST TRANSACTION

7/4/2017 CAR acquired Marcus Kruger from VGK in exchange for CAR's fifth-round draft pick in the 2018 NHL Draft.

2017-18 SERIES RECAP

GOLDEN KNIGHTS WIN SEASON SERIES: 1-0-1 (HURRICANES: 1-1-0)

At CAROLINA HURRICANES			Attend	Goaltenders	Winning Goal
21 Jan '18	Hurricanes 1	Golden Knights 5	15,303	Ward, Darling vs. Fleury	Colin Miller

At VEGAS GOLDEN KNIGHTS			Attend	Goaltenders	Winning Goal
12 Dec '17	**Hurricanes 3	Golden Knights 2	17,520	Ward vs. Fleury	Phil Di Giuseppe

SERIES STATISTICS

HURRICANES SPECIALTY TEAMS		
Power Play	1-7	14.3%
Penalty Killing	4-6	66.7%

GOLDEN KNIGHTS SPECIALTY TEAMS		
Power Play	2-6	33.3%
Penalty Killing	6-7	85.7%

HURRICANES LEADING SCORER	GP	G	A	P	+/-	PIM
Jeff Skinner	2	0	2	2	-1	0

GOLDEN KNIGHTS LEADING SCORER	GP	G	A	P	+/-	PIM
Colin Miller	2	1	3	4	0	2

GOALTENDING

HURRICANES	GP	Min	W-L-OT	SO	GA	SA	SV	GAA	SV%
Cam Ward	2	112	1-0-0	0	4	49	45	2.14	.918
Scott Darling	1	13	0-1-0	0	3	8	5	13.86	.625

GOLDEN KNIGHTS	GP	Min	W-L-OT	SO	GA	SA	SV	GAA	SV%
Marc-Andre Fleury	2	125	1-0-1	0	3	65	62	1.44	.954

ALL-TIME SEASON SERIES RECORDS

YEAR	OVERALL	HOME	ROAD
2017-18	1-1-0	0-1-0	1-0-0

ALL-TIME SEASON GAME RESULTS

*(*Overtime **Shootout)*

12/12/2017	W	3-2**	at	VGK
1/21/2018	L	1-5		VGK

WASHINGTON CAPITALS

2018-19 SCHEDULE

12/14/18	at CAR	7:30 p.m.
12/27/18	at WSH	7 p.m.
3/26/19	at WSH	7 p.m.
3/28/19	at CAR	7 p.m.

HURRICANES vs. WASHINGTON

ALL-TIME:	GP: 170	62-83-14-11	GF: 454	GA: 523
at home:	GP: 85	32-39-10-4	GF: 239	GA: 250
on road:	GP: 85	30-44-4-7	GF: 215	GA: 273
in overtime:	GP: 34	9-13-12		

Chairman/Majority owner/CEO	Ted Leonsis
Senior vice president and general manager	Brian MacLellan
Head coach	Todd Reirden
Assistant coaches	Scott Arniel, Reid Cashman, Blaine Forsythe
Goaltending coach	Scott Murray
Vice president of communications	Sergey Kocharov
Manager of media relations & content	Tommy Chalk
Manager of communications & publicity	Megan Eichenberg
General office	202/266-2200

Inaugural season	1974-75
Stanley Cup titles	1 (2018)
Home ice	Capital One Arena (1997)
Building capacity	18,506
2017-18 record	49-26-7
AHL affiliate	Hershey Bears

SERIES RECORDS

Winning streak	4	3/2/1990-3/12/1991
Losing streak	5 (3x)	Last: 3/2/2003-1/29/2004
Unbeaten streak	4 (3x)	Last: 2/12/2004-10/22/2005
Goals scored	8	3/24/1992 (W, 8-2)
Goals allowed	9	3/8/1980 (L, 5-9)
Goals, both teams	14	3/8/1980 (L, 5-9)
Current CAR streak		1 win
Current WSH streak		1 loss

LAST TRANSACTION

2/28/2015 CAR acquired Jack Hillen and ARI's 2015 fourth-round pick (93rd overall – Callum Booth) from WSH in exchange for Tim Gleason.

2017-18 SERIES RECAP

HURRICANES WIN THE BISCUIT CUP: 2-1-1 (CAPITALS: 2-2-0)

At CAROLINA HURRICANES			Attend	Goaltenders	Winning Goal
12 Jan '18	Hurricanes 3	Capitals 4	16,239	Ward vs. Grubauer	Jay Beagle
02 Jan '18	*Hurricanes 4	Capitals 5	11,989	Ward vs. Holtby	Alex Ovechkin

At WASHINGTON CAPITALS			Attend	Goaltenders	Winning Goal
30 Mar '18	Hurricanes 4	Capitals 1	18,506	Darling vs. Holtby	Justin Faulk
11 Jan '18	Hurricanes 3	Capitals 1	18,506	Darling vs. Holtby	Victor Rask

SERIES STATISTICS

HURRICANES SPECIALTY TEAMS			CAPITALS SPECIALTY TEAMS		
Power Play	3-11	27.3%	Power Play	1-11	9.1%
Penalty Killing	10-11	90.9%	Penalty Killing	8-11	72.7%

HURRICANES LEADING SCORER	GP	G	A	P	+/-	PIM
Sebastian Aho	4	3	2	5	-1	0

CAPITALS LEADING SCORER	GP	G	A	P	+/-	PIM
Alex Ovechkin	4	3	2	5	-1	0

GOALTENDING

HURRICANES	GP	Min	W-L-OT	SO	GA	SA	SV	GAA	SV%
Scott Darling	2	120	2-0-0	0	2	49	47	1.00	.959
Cam Ward	2	122	0-1-1	0	9	53	44	4.44	.830

CAPITALS	GP	Min	W-L-OT	SO	GA	SA	SV	GAA	SV%
Philipp Grubauer	1	60	1-0-0	0	3	39	36	3.00	.923
Braden Holtby	3	179	1-2-0	0	9	99	90	3.02	.909

ALL-TIME SEASON SERIES RECORDS

YEAR	OVERALL	HOME	ROAD	YEAR	OVERALL	HOME	ROAD	YEAR	OVERALL	HOME	ROAD	YEAR	OVERALL	HOME	ROAD
1979-80	1-2-1	1-1-0	0-1-1	1989-90	2-1-0	1-1-0	1-0-0	1999-00	1-2-2-0	1-0-1-0	0-2-1-0	2010-11	1-4-1	0-3-0	1-1-1
1980-81	1-3-0	0-2-0	1-1-0	1990-91	3-0-0	1-0-0	2-0-0	2000-01	2-2-1-0	1-1-1-0	1-1-0-0	2011-12	3-2-1	2-1-0	1-1-1
1981-82	1-2-0	1-1-0	0-1-0	1991-92	1-1-1	0-1-1	1-0-0	2001-02	1-1-2-1	0-0-1-1	1-1-1-0	2012-13	1-4-0	0-2-0	1-2-0
1982-83	0-2-1	0-0-1	0-2-0	1992-93	1-3-0	1-1-0	0-2-0	2002-03	1-4-0-0	1-2-0-0	0-2-0-0	2013-14	3-2-0	0-2-0	3-0-0
1983-84	1-2-0	1-1-0	0-1-0	1993-94	2-2-0	1-1-0	1-1-0	2003-04	1-4-1-0	0-2-1-0	1-2-0-0	2014-15	1-2-1	1-1-0	0-1-1
1984-85	2-1-0	1-0-0	1-1-0	1994-95	1-2-1	0-1-1	1-1-0	2005-06	5-3-0	2-2-0	3-1-0	2015-16	1-2-1	1-1-0	0-1-1
1985-86	0-2-1	0-1-1	0-1-0	1995-96	1-2-1	1-1-0	0-1-1	2006-07	5-3-0	3-1-0	2-2-0	2016-17	1-2-1	1-0-1	0-2-0
1986-87	2-1-0	0-1-0	2-0-0	1996-97	1-2-1	1-0-1	0-2-0	2007-08	4-3-1	3-0-1	1-3-0	2017-18	2-1-1	0-1-1	2-0-0
1987-88	1-2-0	1-1-0	0-1-0	1997-98	0-4-0	0-2-0	0-2-0	2008-09	3-2-1	2-1-0	1-1-1				
1988-89	0-3-0	0-1-0	0-2-0	1998-99	2-2-1	1-1-1	1-1-0	2009-10	3-1-2	2-1-0	1-0-2				

ALL-TIME SEASON GAME RESULTS

*(*Overtime **Shootout)*

12/4/1979	T	3-3	at	WSH	11/18/1988	L	2-3	at	WSH	1/4/1997	T	1-1*		WSH	1/22/2003	L	3-5	at	WSH	2/8/2008	W	2-1	at	WSH	3/12/2013	W	4-0	at	WSH
12/19/1979	W	5-4		WSH	2/3/1989	L	0-1	at	WSH	2/22/1997	W	2-0		WSH	2/14/2003	W	3-1		WSH	2/23/2008	W	6-3		WSH	3/14/2013	L	2-3		WSH
1/4/1980	L	3-6		WSH	3/18/1989	L	2-8		WSH	3/16/1997	L	3-5	at	WSH	3/2/2003	L	0-2	at	WSH	3/25/2008	OT	2-3**		WSH	4/2/2013	L	3-5		WSH
3/8/1980	L	5-9	at	WSH	10/11/1989	W	4-1		WSH	12/20/1997	L	1-2		WSH	11/12/2003	L	1-7	at	WSH	4/1/2008	L	1-4	at	WSH	4/11/2013	L	1-3	at	WSH
11/15/1980	L	4-8		WSH	12/16/1989	L	2-5		WSH	3/18/1998	L	0-1	at	WSH	11/15/2003	L	1-2		WSH	11/6/2008	L	2-3	at	WSH	10/10/2013	W	3-2	at	WSH
1/18/1981	L	2-3	at	WSH	3/2/1990	W	4-3	at	WSH	4/18/1998	L	3-4		WSH	1/9/2004	L	1-4	at	WSH	11/12/2008	L	1-5		WSH	12/3/2013	W	4-1	at	WSH
3/11/1981	L	2-5		WSH	11/17/1990	W	4-2		WSH	4/19/1998	L	1-2	at	WSH	1/29/2004	L	3-5		WSH	12/7/2008	W	3-1		WSH	12/20/2013	L	2-4		WSH
3/27/1981	W	5-3	at	WSH	12/15/1990	W	3-2	at	WSH	11/6/1998	W	3-2	at	WSH	2/12/2004	T	3-3*		WSH	3/3/2009	W	5-2	at	WSH	1/2/2014	W	4-3*	at	WSH
11/14/1981	L	0-4		WSH	3/12/1991	W	3-2	at	WSH	1/16/1999	L	2-3*		WSH	2/25/2004	W	2-1	at	WSH	3/14/2009	OT	4-5**	at	WSH	4/10/2014	L	2-5		WSH
11/28/1981	W	6-2		WSH	11/23/1991	L	2-3		WSH	2/5/1999	L	1-4	at	WSH	10/12/2005	W	7-2		WSH	3/21/2009	W	4-1		WSH	11/8/2014	OT	3-4*	at	WSH
2/27/1982	L	1-7	at	WSH	1/4/1992	T	2-2*		WSH	2/18/1999	T	2-2*		WSH	10/22/2005	W	4-0	at	WSH	11/30/2009	L	2-3		WSH	12/4/2014	L	1-2		WSH
11/7/1982	L	2-6	at	WSH	3/24/1992	W	8-2	at	WSH	4/14/1999	W	3-0		WSH	1/21/2006	L	2-5	at	WSH	12/11/2009	OT	3-4*	at	WSH	2/27/2015	W	3-0		WSH
12/30/1982	T	4-4		WSH	11/7/1992	L	2-6		WSH	11/7/1999	W	3-2		WSH	3/25/2006	L	1-3		WSH	12/28/2009	W	6-3	at	WSH	3/31/2015	L	2-4	at	WSH
3/16/1983	L	4-5	at	WSH	12/16/1992	W	6-3		WSH	11/19/1999	T	3-3*	at	WSH	3/29/2006	L	1-5		WSH	3/10/2010	OT	3-4*	at	WSH	10/17/2015	L	1-4	at	WSH
10/19/1983	W	3-0		WSH	12/18/1992	L	3-4	at	WSH	2/3/2000	L	1-2	at	WSH	4/3/2006	W	6-5*		WSH	3/18/2010	W	4-3*		WSH	12/21/2015	L	1-2		WSH
2/26/1984	L	3-4		WSH	3/19/1993	L	2-5	at	WSH	2/21/2000	T	1-1*		WSH	4/5/2006	W	4-3**	at	WSH	3/25/2010	W	3-2**		WSH	12/31/2015	W	4-2		WSH
3/7/1984	L	2-4	at	WSH	12/7/1993	W	6-1	at	WSH	3/17/2000	L	2-4	at	WSH	4/7/2006	W	4-3	at	WSH	10/27/2010	L	0-3		WSH	3/15/2016	OT	1-2*	at	WSH
12/29/1984	L	2-3	at	WSH	12/18/1993	W	4-1		WSH	10/7/2000	T	3-3*		WSH	10/7/2006	L	2-5	at	WSH	11/24/2010	L	2-3		WSH	11/12/2016	W	5-1		WSH
3/27/1985	W	3-1	at	WSH	2/27/1994	L	1-3		WSH	2/24/2001	L	1-2		WSH	11/9/2006	W	5-0		WSH	11/28/2010	OT	2-3**	at	WSH	12/16/2016	OT	3-4**		WSH
4/4/1985	W	2-0		WSH	3/22/1994	L	1-4	at	WSH	3/15/2001	W	3-0	at	WSH	11/17/2006	W	4-1	at	WSH	12/26/2010	L	2-3		WSH	1/23/2017	L	1-6	at	WSH
2/2/1986	L	4-5		WSH	1/21/1995	T	1-1*		WSH	3/28/2001	L	0-7	at	WSH	1/18/2007	L	2-5		WSH	3/11/2011	L	1-2	at	WSH	2/7/2017	L	0-5	at	WSH
3/29/1986	T	6-6*		WSH	3/20/1995	L	0-5		WSH	3/30/2001	W	4-3*		WSH	1/26/2007	W	6-2		WSH	3/29/2011	W	3-2**	at	WSH	1/2/2018	OT	4-5*		WSH
4/3/1986	L	2-4	at	WSH	3/26/1995	W	4-3*	at	WSH	11/8/2001	W	3-2	at	WSH	1/27/2007	L	3-7	at	WSH	10/8/2011	OT	3-4*	at	WSH	1/11/2018	W	3-1	at	WSH
12/30/1986	W	3-1	at	WSH	4/21/1995	L	3-6	at	WSH	11/30/2001	L	2-6	at	WSH	3/9/2007	W	3-0	at	WSH	11/4/2011	L	1-5		WSH	1/12/2018	L	3-4		WSH
1/17/1987	L	1-6		WSH	11/25/1995	L	2-4		WSH	12/2/2001	OT	3-4*		WSH	3/22/2007	W	4-3		WSH	1/15/2012	L	1-2	at	WSH	3/30/2018	W	4-1	at	WSH
2/6/1987	W	5-2	at	WSH	12/30/1995	L	0-3	at	WSH	12/30/2001	T	5-5*	at	WSH	10/6/2007	L	0-2	at	WSH	1/20/2012	W	3-0		WSH					
10/16/1987	L	2-6	at	WSH	1/3/1996	W	2-0		WSH	3/8/2002	T	2-2*		WSH	11/5/2007	W	5-0		WSH	2/20/2012	W	5-0		WSH					
11/21/1987	L	3-4		WSH	3/23/1996	T	2-2*	at	WSH	10/17/2002	L	1-2		WSH	11/24/2007	L	2-5	at	WSH	3/6/2012	W	4-3*	at	WSH					
12/9/1987	W	5-4		WSH	1/1/1997	L	2-3*	at	WSH	1/10/2003	L	1-4		WSH	11/30/2007	W	4-3		WSH	2/26/2013	L	0-3	at	WSH					

WINNIPEG **JETS**

2018-19 SCHEDULE

10/14/18	at WPG	7 p.m.
3/8/19	at CAR	7:30 p.m.

HURRICANES vs. WINNIPEG

ALL-TIME:	GP: 88	50-27-4-7	GF: 274	GA: 249
at home:	GP: 44	22-17-1-4	GF: 126	GA: 131
on road:	GP: 44	28-10-3-3	GF: 148	GA: 118
in overtime:	GP: 20	9-7-4		

Executive Chairman	Mark Chipman
Executive vice president & general manager	Kevin Cheveldayoff
Head coach	Paul Maurice
Assistant coaches	Charlie Huddy, Jamie Kompon, Todd Woodcroft
Goaltending coach	Wade Flaherty
Senior director, hockey communications	Scott Brown
Manager, hockey communications	Greger Buer
Coordinator, hockey communications	Scott Unger
General office	204/987-7825

Inaugural season	1999-00 (Atlanta); 2011-12 (Winnipeg)
Stanley Cup titles	None
Home ice	Bell MTS Place (1999)
Building capacity	15,321
2017-18 record	52-20-10
AHL affiliate	Manitoba Moose

SERIES RECORDS

Winning streak	8		12/18/99-2/21/01
Losing streak	3 (2x)	Last:	10/22/2011-12/9/2011
Unbeaten streak	17		12/18/1999-12/20/2002
Goals scored	7		3/28/2008 (W, 7-1)
Goals allowed	9		11/12/2005 (L, 0-9)
Goals, both teams	10		11/27/2009 (L, 4-6)
Current CAR streak			2 losses
Current WPG streak			2 wins

LAST TRANSACTION

2/25/2015 CAR acquired WPG's 2016 third-round pick (67th overall – Matt Filipe) and WPG's 2015 fifth-round pick (138th overall – Spencer Smallman) in exchange for Jiri Tlusty.

2017-18 SERIES RECAP

JETS WIN SEASON SERIES: 0-2-0

At CAROLINA HURRICANES			Attend	Goaltenders	Winning Goal
04 Mar '18	Hurricanes 2	Jets 3	11,407	Ward vs. Hellebuyck	Paul Stastny

At WINNIPEG JETS			Attend	Goaltenders	Winning Goal
14 Oct '17	Hurricanes 1	Jets 2	15,321	Darling vs. Hellebuyck	Nikolaj Ehlers

SERIES STATISTICS

HURRICANES SPECIALTY TEAMS		
Power Play	1-7	14.3%
Penalty Killing	3-4	75.0%

JETS SPECIALTY TEAMS		
Power Play	1-4	25.0%
Penalty Killing	6-7	85.7%

HURRICANES LEADING SCORERS

	GP	G	A	P	+/-	PIM
Jeff Skinner	2	1	0	1	-1	0
Jordan Staal	2	1	0	1	1	0
Teuvo Teravainen	2	1	0	1	0	0
Sebastian Aho	2	0	1	1	-1	2
Justin Faulk	2	0	1	1	0	4
Noah Hanifin	2	0	1	1	0	0
Brock McGinn	2	0	1	1	1	0
Jaccob Slavin	2	0	1	1	-1	0
Justin Williams	2	0	1	1	0	0

JETS LEADING SCORER

	GP	G	A	P	+/-	PIM
Patrik Laine	2	2	2	4	3	0

GOALTENDING

HURRICANES	GP	Min	W-L-OT	SO	GA	SA	SV	GAA	SV%
Scott Darling	1	57	0-1-0	0	2	21	19	2.09	.905
Cam Ward	1	57	0-1-0	0	3	23	20	3.15	.870

JETS	GP	Min	W-L-OT	SO	GA	SA	SV	GAA	SV%
Connor Hellebuyck	2	120	2-0-0	0	3	64	61	1.50	.953

ALL-TIME SEASON SERIES RECORDS

YEAR	OVERALL	HOME	ROAD	YEAR	OVERALL	HOME	ROAD	YEAR	OVERALL	HOME	ROAD
1999-00	5-0-0-0	3-0-0-0	2-0-0-0	2006-07	4-3-1	1-2-1	3-1-0	2012-13	1-2-1	0-2-0	1-0-1
2000-01	4-0-1-0	2-0-0-0	2-0-1-0	2007-08	6-1-1	2-1-1	4-0-0	2013-14	1-1-0	0-1-0	1-0-0
2001-02	3-0-2-0	2-0-1-0	1-0-1-0	2008-09	3-3-0	2-1-0	1-2-0	2014-15	0-2-0	0-1-0	0-1-0
2002-03	2-2-1-0	1-1-0-0	1-1-1-0	2009-10	3-3-0	0-3-0	3-0-0	2015-16	2-0-0	1-0-0	1-0-0
2003-04	4-1-0-1	2-1-0-0	2-0-0-1	2010-11	5-0-1	2-0-1	3-0-0	2016-17	1-0-1	1-0-0	0-0-1
2005-06	4-4-0	2-2-0	2-2-0	2011-12	2-3-1	1-1-1	1-2-0	2017-18	0-2-0	0-1-0	0-1-0

ALL-TIME SEASON GAME RESULTS

*(*Overtime **Shootout)*

12/18/1999	W	4-2		WPG (ATL)	1/7/2003	T	3-3*	at	WPG (ATL)	11/1/2006	W	5-2	at	WPG (ATL)	1/31/2009	W	2-0		WPG (ATL)	3/18/2012	W	4-3	at	WPG
1/1/2000	W	4-2	at	WPG (ATL)	3/26/2003	L	1-5	at	WPG (ATL)	1/13/2007	OT	3-4**		WPG (ATL)	2/28/2009	L	3-5	at	WPG (ATL)	3/30/2012	OT	3-4*		WPG
3/12/2000	W	5-1		WPG (ATL)	11/13/2003	W	5-1		WPG (ATL)	2/20/2007	L	1-3		WPG (ATL)	11/27/2009	L	4-6		WPG (ATL)	2/21/2013	L	3-4		WPG
4/8/2000	W	4-3	at	WPG (ATL)	1/16/2004	W	4-3	at	WPG (ATL)	2/24/2007	W	4-1	at	WPG (ATL)	1/16/2010	L	3-5		WPG (ATL)	3/26/2013	L	1-4		WPG
4/9/2000	W	2-1		WPG (ATL)	1/18/2004	L	2-5		WPG (ATL)	3/4/2007	L	1-3	at	WPG (ATL)	1/21/2010	W	5-2	at	WPG (ATL)	3/30/2013	W	3-1	at	WPG
12/6/2000	W	5-3	at	WPG (ATL)	3/5/2004	W	3-2*	at	WPG (ATL)	4/6/2007	L	1-4		WPG (ATL)	3/7/2010	W	4-0	at	WPG (ATL)	4/18/2013	OT	3-4*	at	WPG
2/1/2001	W	3-1	at	WPG (ATL)	3/12/2004	W	4-2		WPG (ATL)	11/10/2007	W	5-3	at	WPG (ATL)	3/27/2010	L	0-4		WPG (ATL)	2/4/2014	L	1-2		WPG
2/21/2001	W	6-3		WPG (ATL)	3/15/2004	OT	0-1*	at	WPG (ATL)	11/16/2007	L	0-3		WPG (ATL)	3/29/2010	W	4-1	at	WPG (ATL)	3/22/2014	W	3-2	at	WPG
2/27/2001	T	1-1*	at	WPG (ATL)	11/12/2005	L	0-9		WPG (ATL)	1/2/2008	OT	4-5*		WPG (ATL)	12/16/2010	W	3-2**	at	WPG (ATL)	10/21/2014	L	1-3	at	WPG
4/6/2001	W	3-2		WPG (ATL)	11/27/2005	L	2-5		WPG (ATL)	1/4/2008	W	4-3	at	WPG (ATL)	1/9/2011	W	4-3*		WPG (ATL)	11/13/2014	L	1-3		WPG
10/13/2001	W	5-2	at	WPG (ATL)	11/29/2005	W	4-3*	at	WPG (ATL)	2/21/2008	W	5-3		WPG (ATL)	2/5/2011	W	4-3*		WPG (ATL)	2/5/2016	W	5-3	at	WPG
10/20/2001	W	2-1*		WPG (ATL)	1/4/2006	W	4-3		WPG (ATL)	3/5/2008	W	6-3	at	WPG (ATL)	2/13/2011	W	3-2	at	WPG (ATL)	2/16/2016	W	2-1		WPG
12/21/2001	W	5-4*		WPG (ATL)	1/26/2006	W	5-1	at	WPG (ATL)	3/19/2008	W	5-3	at	WPG (ATL)	3/9/2011	OT	2-3*		WPG (ATL)	10/13/2016	OT	4-5*	at	WPG
4/7/2002	T	1-1*		WPG (ATL)	1/28/2006	W	4-1		WPG (ATL)	3/28/2008	W	7-1		WPG (ATL)	4/8/2011	W	6-1	at	WPG (ATL)	11/20/2016	W	3-1		WPG
4/14/2002	T	2-2*	at	WPG (ATL)	4/1/2006	L	2-5	at	WPG (ATL)	11/9/2008	L	2-5		WPG (ATL)	10/22/2011	L	3-5	at	WPG	10/14/2017	L	1-2	at	WPG
10/11/2002	W	5-3		WPG (ATL)	4/8/2006	L	2-5	at	WPG (ATL)	11/14/2008	L	2-3	at	WPG (ATL)	11/25/2011	L	1-3		WPG	3/4/2018	L	2-3		WPG
12/20/2002	W	3-2*	at	WPG (ATL)	10/13/2006	W	4-3	at	WPG (ATL)	12/26/2008	W	5-4	at	WPG (ATL)	12/9/2011	L	2-4	at	WPG					
12/27/2002	L	3-5		WPG (ATL)	10/25/2006	W	5-4*		WPG (ATL)	12/31/2008	W	3-1		WPG (ATL)	1/23/2012	W	2-1		WPG					

ALL-TIME **LEADERS**

OPPONENT ALL-TIME SCORING LEADERS

RK.	PLAYER	CLUB(S)	GP	G	A	PTS	PIM	PP	SH	GW	+/-
1.	Ray Bourque (Ret.)	BOS-COL	126	37	109	146	103	17	1	5	64
2.	Jaromir Jagr (Ret.)	PIT-WSH-NYR-PHI-BOS-NJ-FLA-CGY	90	39	83	122	56	8	0	7	31
3.	Peter Stastny (Ret.)	QUE-NJ	76	41	79	120	60	16	0	8	14
4.	Dave Andreychuk (Ret.)	BUF-TOR-NJ-BOS-TB	119	52	62	114	78	21	1	10	23
5.	Wayne Gretzky (Ret.)	EDM-LA-STL-NYR	57	36	73	109	74	4	3	3	27
6.	Michel Goulet (Ret.)	QUE-CHI	83	62	40	102	122	19	1	4	30
7.	Dale Hawerchuk (Ret.)	WPG-BUF-STL-PHI	63	30	66	96	18	17	0	3	9
8.	Martin St. Louis (Ret.)	CGY-TB-NYR	83	38	53	91	30	11	1	7	30
9.	Alex Ovechkin	WSH	73	36	49	85	49	11	0	7	6
10.	Mark Recchi (Ret.)	PIT-PHI-MTL-ATL-TB-BOS	89	33	50	83	58	11	1	7	-3
11.	Vincent Lecavalier (Ret.)	TB-PHI	87	31	48	79	70	10	1	2	12
	Bobby Smith (Ret.)	MIN-MTL	73	28	51	79	44	12	0	2	12
	Joe Sakic (Ret.)	QUE-COL	61	27	52	79	20	8	2	8	-1
14.	Phil Housley (Ret.)	BUF-WPG-CGY-NJ-WSH-CHI	84	16	61	77	45	2	0	2	7
15.	Adam Oates (Ret.)	DET-STL-BOS-WSH-PHI-ANA-EDM	70	18	58	76	26	7	0	2	19
16.	Ilya Kovalchuk	ATL-NJ	59	37	37	74	45	10	1	7	-10
	Anton Stastny (Ret.)	QUE	61	31	43	74	18	9	0	6	14
	Mario Lemieux (Ret.)	PIT	40	30	44	74	18	9	3	0	3
19.	Rick Middleton (Ret.)	BOS	59	28	45	73	6	9	0	3	30
20.	Mats Sundin (Ret.)	QUE-TOR-VAN	66	32	40	72	42	6	1	1	30
	Mark Messier (Ret.)	EDM-NYR-VAN	69	29	43	72	73	6	2	5	9
22.	Pierre Turgeon (Ret.)	BUF-NYI-MTL-STL-DAL-COL	64	31	39	70	31	12	2	6	15
23.	Denis Savard (Ret.)	CHI-MTL-TB	59	28	41	69	55	6	0	1	24
24.	Alexander Mogilny (Ret.)	BUF-VAN-NJ-TOR	57	31	33	64	14	14	0	5	7
	Vincent Damphousse (Ret.)	TOR-EDM-MTL-SJ	60	25	39	64	64	8	1	6	14
26.	Mats Naslund (Ret.)	MTL-BOS	64	25	38	63	8	6	1	7	3
	Dale Hunter (Ret.)	QUE-WSH	87	14	49	63	253	7	1	1	28
28.	Pat LaFontaine (Ret.)	NYI-BUF-NYR	48	25	36	61	22	8	1	4	16
	Paul Coffey (Ret.)	EDM-PIT-LA-DET-PHI-BOS	45	15	46	61	64	8	0	2	8
30.	Ryan Walter (Ret.)	WSH-MTL-VAN	75	26	34	60	69	5	1	4	23
31.	Luc Robitaille (Ret.)	LA-PIT-NYR-DET	43	34	25	59	31	10	0	1	12
	Olli Jokinen (Ret.)	LA-NYI-FLA-PHX-CGY-WPG-NSH-TOR	64	22	37	59	61	5	1	2	5
33.	Marian Hossa	OTT-ATL-DET-CHI	56	25	33	58	37	7	2	3	8
34.	Patrik Elias (Ret.)	NJ	57	22	35	57	20	5	1	5	23
35.	Nicklas Backstrom	WSH	53	14	42	56	32	3	1	4	6
	Peter Bondra (Ret.)	WSH-OTT-ATL	62	34	22	56	40	11	3	6	8
	Keith Crowder (Ret.)	BOS-LA	62	28	28	56	120	8	0	2	11
38.	Stephane Richer (Ret.)	MTL-NJ-TB-STL-PIT	75	27	28	55	50	9	0	5	-2
	Guy Carbonneau (Ret.)	MTL-DAL	97	17	38	55	47	2	2	6	17
	Larry Robinson (Ret.)	MTL-LA	71	8	47	55	18	5	0	0	34
41.	Barry Pederson (Ret.)	BOS-VAN-PIT	49	30	24	54	28	11	2	6	21
	Brian Leetch (Ret.)	NYR-BOS	55	14	40	54	28	5	0	4	9
43.	Mike Foligno (Ret.)	DET-BUF-TOR-FLA	81	27	26	53	129	3	0	6	19
	Kirk Muller (Ret.)	NJ-MTL-TOR-FLA-DAL	56	21	32	53	74	6	0	1	5
	Guy Lafleur (Ret.)	MTL-NYR-QUE	39	18	35	53	8	3	0	2	21
	Craig Janney (Ret.)	BOS-STL-SJ-PHX-TB	42	11	42	53	20	5	0	2	13
47.	Cam Neely (Ret.)	VAN-BOS	55	26	26	52	139	6	0	7	21
	Brad Richards (Ret.)	TB-DAL-NYR-CHI-DET	61	17	35	52	31	6	0	2	-2
49.	Chris Chelios (Ret.)	MTL-CHI-DET	65	14	36	50	191	5	0	1	15
50.	Sidney Crosby	PIT	43	15	34	49	38	5	0	4	3
	Alex Kovalev (Ret.)	NYR-PIT-MTL-OTT-FLA	64	24	25	49	66	10	1	4	-17
	Brian Bellows (Ret.)	MIN-MTL-TB-ANA-WSH	56	23	26	49	43	13	0	2	-11

OPPONENT TOP GOALIES **Minimum 15 games played*

RK.	GOALTENDER	CLUB(S)	GP	MIN	GA	SO	GAA	W-L-T/OT
1.	Chris Osgood (Ret.)	DET-NYI-STL	16	958	24	3	1.50	12-4-0
2.	Patrick Lalime (Ret.)	PIT-OTT-BUF	20	1203	35	2	1.75	11-4-4
3.	Braden Holtby	WSH	18	1056	34	2	1.93	12-6-0
4.	Henrik Lundqvist	NYR	40	2428	82	2	2.03	28-11-1
5.	Sergei Bobrovsky	PHI-CBJ	16	942	33	1	2.10	9-7-0
	Tuukka Rask	BOS	16	945	33	0	2.10	9-3-3
	Martin Brodeur (Ret.)	NJ	62	3626	127	9	2.10	39-16-6
8.	Dominik Hasek (Ret.)	CHI-BUF-DET-OTT	42	2486	91	1	2.20	23-15-4
9.	Mike Vernon (Ret.)	CGY-DET-SJ-FLA	21	1194	44	1	2.21	15-5-1
10.	Carey Price	MTL	25	1474	55	3	2.24	14-9-2
	Evgeni Nabokov (Ret.)	SJ-NYI-TB	15	858	32	1	2.24	9-3-2
12.	Craig Anderson	FLA-COL-OTT	20	1158	44	0	2.28	9-6-4
13.	Roberto Luongo	NYI-FLA-VAN	35	1945	76	2	2.34	16-15-4
14.	Olaf Kolzig (Ret.)	WSH	49	2939	115	4	2.35	26-14-9
15.	Craig Billington (Ret.)	NJ-OTT-BOS-COL-WSH	16	839	33	1	2.36	9-2-3
16.	Nikolai Khabibulin (Ret.)	WPG-PHX-TB-CHI-EDM	19	1113	44	3	2.37	7-7-5
17.	Ed Belfour (Ret.)	CHI-DAL-TOR-FLA	24	1416	57	2	2.42	11-8-5
18.	Marc-Andre Fleury	PIT-VGK	32	1783	73	2	2.46	17-9-5
19.	Martin Biron (Ret.)	BUF-PHI-NYI-NYR	22	1245	52	1	2.51	13-4-3
20.	Jose Theodore (Ret.)	MTL-COL-WSH-FLA	40	2237	94	5	2.52	21-13-3
	Mike Richter (Ret.)	NYR	38	2235	94	3	2.52	22-15-1



YEAR-BY-YEAR REVIEW

Review of 2017-18 Season and Year-By-Year Franchise Records

2017-18 FINAL STANDINGS

EASTERN CONFERENCE

ATLANTIC DIVISION

		GP	W	L	OT	GF	GA	PTS
TAMPA BAY	**(3)**	**82**	**54**	**23**	**5**	**296**	**236**	**113**
BOSTON	**(4)**	**82**	**50**	**20**	**12**	**270**	**214**	**112**
TORONTO	**(6)**	**82**	**49**	**26**	**7**	**277**	**232**	**105**
FLORIDA	**(16)**	**82**	**44**	**30**	**8**	**248**	**246**	**96**
DETROIT	**(27)**	**82**	**30**	**39**	**13**	**217**	**255**	**73**
MONTREAL	**(28)**	**82**	**29**	**40**	**13**	**209**	**264**	**71**
OTTAWA	**(30)**	**82**	**28**	**43**	**11**	**221**	**291**	**67**
BUFFALO	**(31)**	**82**	**25**	**45**	**12**	**199**	**280**	**62**

METROPOLITAN DIVISION

		GP	W	L	OT	GF	GA	PTS
WASHINGTON	**(7)**	**82**	**49**	**26**	**7**	**259**	**239**	**105**
PITTSBURGH	**(10)**	**82**	**47**	**29**	**6**	**272**	**250**	**100**
PHILADELPHIA	**(13)**	**82**	**42**	**26**	**14**	**251**	**243**	**98**
COLUMBUS	**(14)**	**82**	**45**	**30**	**7**	**242**	**230**	**97**
NEW JERSEY	**(15)**	**82**	**44**	**29**	**9**	**248**	**244**	**97**
CAROLINA	**(21)**	**82**	**36**	**35**	**11**	**228**	**256**	**83**
NY ISLANDERS	**(22)**	**82**	**35**	**37**	**10**	**264**	**296**	**80**
NY RANGERS	**(24)**	**82**	**34**	**39**	**9**	**231**	**268**	**77**

WESTERN CONFERENCE

CENTRAL DIVISION

		GP	W	L	OT	GF	GA	PTS
NASHVILLE	**(1)**	**82**	**53**	**18**	**11**	**267**	**211**	**117**
WINNIPEG	**(2)**	**82**	**52**	**20**	**10**	**277**	**218**	**114**
MINNESOTA	**(8)**	**82**	**45**	**26**	**11**	**253**	**232**	**101**
COLORADO	**(17)**	**82**	**43**	**30**	**9**	**257**	**237**	**95**
ST. LOUIS	**(18)**	**82**	**44**	**32**	**6**	**226**	**222**	**94**
DALLAS	**(19)**	**82**	**42**	**32**	**8**	**235**	**225**	**92**
CHICAGO	**(25)**	**82**	**33**	**39**	**10**	**229**	**256**	**76**

PACIFIC DIVISION

		GP	W	L	OT	GF	GA	PTS
VEGAS	**(5)**	**82**	**51**	**24**	**7**	**272**	**228**	**109**
ANAHEIM	**(9)**	**82**	**44**	**25**	**13**	**235**	**216**	**101**
SAN JOSE	**(11)**	**82**	**45**	**27**	**10**	**252**	**229**	**100**
LOS ANGELES	**(12)**	**82**	**45**	**29**	**8**	**239**	**203**	**98**
CALGARY	**(20)**	**82**	**37**	**35**	**10**	**218**	**248**	**84**
EDMONTON	**(23)**	**82**	**36**	**40**	**6**	**234**	**263**	**78**
VANCOUVER	**(26)**	**82**	**31**	**40**	**11**	**218**	**264**	**73**
ARIZONA	**(29)**	**82**	**29**	**41**	**12**	**208**	**256**	**70**

INDIVIDUAL SCORING LEADERS

PLAYER	TEAM	GP	G	A	PTS	+/-	PIM	PP	SH	GW	S	%
1. CONNOR MCDAVID	EDMONTON	82	41	67	108	20	26	5	1	7	274	15
2. CLAUDE GIROUX	PHILADELPHIA	82	34	68	102	28	20	9	0	1	193	17.6
3. NIKITA KUCHEROV	TAMPA BAY	80	39	61	100	15	42	8	0	7	279	14
4. EVGENI MALKIN	PITTSBURGH	78	42	56	98	16	87	14	0	7	239	17.6
5. NATHAN MACKINNON	COLORADO	74	39	58	97	11	55	12	0	12	284	13.7
6. TAYLOR HALL	NEW JERSEY	76	39	54	93	14	34	13	1	7	278	14
7. PHIL KESSEL	PITTSBURGH	82	34	58	92	-4	36	12	0	6	261	13
8. ANZE KOPITAR	LOS ANGELES	82	35	57	92	21	20	7	0	6	200	17.5
9. BLAKE WHEELER	WINNIPEG	81	23	68	91	13	52	6	0	2	246	9.3
10. SIDNEY CROSBY	PITTSBURGH	82	29	60	89	0	46	9	0	6	247	11.7
11. ALEX OVECHKIN	WASHINGTON	82	49	38	87	3	32	17	0	7	355	13.8
12. STEVEN STAMKOS	TAMPA BAY	78	27	59	86	18	72	15	0	1	212	12.7
13. MATHEW BARZAL	NY ISLANDERS	82	22	63	85	1	30	5	0	4	170	12.9
14. BRAD MARCHAND	BOSTON	68	34	51	85	25	63	8	1	8	182	18.7
15. JAKUB VORACEK	PHILADELPHIA	82	20	65	85	10	50	5	0	3	228	8.8
16. JOHNNY GAUDREAU	CALGARY	80	24	60	84	2	26	3	0	4	227	10.6
17. MIKKO RANTANEN	COLORADO	81	29	55	84	0	34	12	0	3	178	16.3
18. JOHN TAVARES	NY ISLANDERS	82	37	47	84	-12	26	12	2	3	257	14.4
19. EVGENY KUZNETSOV	WASHINGTON	79	27	56	83	3	48	7	1	8	187	14.4
20. ARTEMI PANARIN	COLUMBUS	81	27	55	82	23	26	7	0	5	228	11.8
21. DAVID PASTRNAK	BOSTON	82	35	45	80	10	37	13	0	5	246	14.2
22. JAMIE BENN	DALLAS	82	36	43	79	20	54	9	1	7	241	14.9
23. ALEKSANDER BARKOV	FLORIDA	79	27	51	78	9	14	5	5	3	256	10.5
24. WILLIAM KARLSSON	VEGAS	82	43	35	78	49	12	8	4	6	184	23.4
25. TYLER SEGUIN	DALLAS	82	40	38	78	12	43	14	1	6	335	11.9

GOALTENDING LEADERS (Minimum 25 GPI)

GOALTENDER	TEAM	GPI	MINS	GA	GAA
1. CARTER HUTTON	ST. LOUIS	32	1610	56	2.09
2. MARC-ANDRE FLEURY	VEGAS	46	2673	100	2.24
3. ANTTI RAANTA	ARIZONA	47	2599	97	2.24
4. COREY CRAWFORD	CHICAGO	28	1584	60	2.27
5. PEKKA RINNE	NASHVILLE	59	3475	134	2.31

2018 STANLEY CUP PLAYOFFS

EASTERN CONFERENCE

Tampa Bay def. New Jersey 4-1
Boston def. Toronto 4-3
Washington def. Columbus 4-2
Pittsburgh def. Philadelphia 4-2
Tampa Bay def. Boston 4-1
Washington def. Pittsburgh 4-2
Washington def. Tampa Bay 4-3

WESTERN CONFERENCE

Nashville def. Colorado 4-2
Winnipeg def. Minnesota 4-1
Vegas def. Los Angeles 4-0
San Jose def. Anaheim 4-0
Winnipeg def. Nashville 4-3
Vegas def. San Jose 4-2
Vegas def. Winnipeg 4-1

Washington def. Vegas 4-1 to win the Stanley Cup

2017-18 HURRICANES SCORING

									GOALS			SHOOTING	
POS	NO	PLAYER	GP	TOI	G	A	PTS	+/-	PIM	PP	SH	GW	S	PCTG
RW	20	SEBASTIAN AHO	78	17:55	29	36	65	4	24	8	0	4	200	14.5
LW	86	TEUVO TERAVAINEN	82	16:53	23	41	64	8	14	5	0	3	185	12.4
RW	14	JUSTIN WILLIAMS	82	16:35	16	35	51	-9	56	2	0	2	198	8.1
LW	53	JEFF SKINNER	82	16:42	24	25	49	-27	34	4	0	2	277	8.7
C	11	JORDAN STAAL	79	19:15	19	27	46	-4	26	4	2	2	160	11.9
C	28	ELIAS LINDHOLM	81	17:54	16	28	44	-8	18	6	0	4	153	10.5
C	7	DEREK RYAN	80	15:36	15	23	38	-15	28	3	0	1	135	11.1
D	5	NOAH HANIFIN	79	18:52	10	22	32	-20	21	1	0	3	165	6.1
C	49	VICTOR RASK	71	15:23	14	17	31	0	12	4	0	3	126	11.1
D	27	JUSTIN FAULK	76	22:16	8	23	31	-26	48	3	0	3	211	3.8
LW	23	BROCK MCGINN	80	14:30	16	14	30	-12	22	2	1	1	159	10.1
D	74	JACCOB SLAVIN	82	22:35	8	22	30	1	10	1	0	1	154	5.2
D	22	BRETT PESCE	65	20:54	3	16	19	-6	18	0	0	1	88	3.4
D	57	TREVOR VAN RIEMSDYK	79	17:03	3	13	16	9	20	0	0	1	111	2.7
LW	34	PHILLIP DI GIUSEPPE	49	10:30	5	8	13	0	17	0	0	1	64	7.8
RW	21	LEE STEMPNIAK	37	12:28	3	6	9	-8	4	1	0	0	41	7.3
D	4	*HAYDN FLEURY	67	16:48	0	8	8	-2	14	0	0	0	86	0
LW	73	*VALENTIN ZYKOV	10	13:42	3	4	7	4	2	0	0	1	18	16.7
LW	42	JOAKIM NORDSTROM	75	10:34	2	5	7	-11	6	0	0	0	97	2.1
C	16	MARCUS KRUGER	48	10:50	1	5	6	-6	28	0	0	0	30	3.3
D	6	KLAS DAHLBECK	33	16:22	1	4	5	-6	21	0	0	0	43	2.3
LW	37	*WARREN FOEGELE	2	11:56	2	1	3	3	0	0	0	0	6	33.3
D	55	*ROLAND MCKEOWN	10	13:25	0	3	3	3	19	0	0	0	7	0
C	71	*LUCAS WALLMARK	11	9:30	1	0	1	-4	2	0	0	0	16	6.3
D	46	*TREVOR CARRICK	1	7:32	0	0	0	0	2	0	0	0	1	0
C	59	*JANNE KUOKKANEN	4	11:04	0	0	0	-3	0	0	0	0	6	0
C	88	*MARTIN NECAS	1	6:54	0	0	0	0	0	0	0	0	0	0
C	58	*NICOLAS ROY	1	10:46	0	0	0	-1	0	0	0	0	1	0

TRADED PLAYERS' CAROLINA TOTALS

POS	NO	PLAYER	GP	TOI	G	A	PTS	+/-	PIM	PP	SH	GW	S	PCTG
RW	19	JOSH JOORIS	31	10:31	3	3	6	-7	16	0	0	0	42	7.1

GOALTENDING

NO	GOALTENDER	GP	MINS	AVG	W	L	T	EN	SO	GA	SA	SV%	G	A	PIM
30	CAM WARD	43	2459	2.73	23	14	4	3	2	112	1187	.906	0	0	14
33	SCOTT DARLING	43	2475	3.18	13	21	7	7	0	131	1171	.888	0	0	2
TOTALS		**82**	**4934**	**2.95**	**36**	**35**	**11**	**10**	**2**	**243**	**2358**	**.897**	**0**	**0**	**16**

**Rookie*

HURRICANES POWER PLAY

OVERALL:	44/239	(18.4%—22nd in the NHL)
AT HOME:	25/131	(19.1%—19th in the NHL)
ON ROAD:	19/108	(17.6%—22nd in the NHL)

HURRICANES SHORTHANDED

OVERALL:	148/191	(77.5%—23rd in the NHL)
AT HOME:	76/95	(80.0%—22nd in the NHL)
ON ROAD:	72/96	(75.0%—26th in the NHL)

HURRICANES BY PERIOD

	1st	2nd	3rd	OT	TOTALS
GOALS	79	64	79	3	225
SHOTS	907	962	861	50	2780

OPPONENTS BY PERIOD

	1st	2nd	3rd	OT	TOTALS
GOALS	72	90	83	8	253
SHOTS	776	796	770	25	2367

OPENING GAME ROSTER VS. MINNESOTA WILD

(Home 10/7/17)

4	Haydn Fleury	D
5	Noah Hanifin	D
6	Klas Dahlbeck (healthy extra)	D
7	Derek Ryan	C
11	Jordan Staal	C
14	Justin Williams	RW
16	Marcus Kruger	C
19	Josh Jooris (healthy extra)	RW
20	Sebastian Aho	RW
21	Lee Stempniak (injured - upper body)	RW
22	Brett Pesce	D
23	Brock McGinn	LW
27	Justin Faulk	D
28	Elias Lindholm	C
30	Cam Ward	G
33	Scott Darling	G
42	Joakim Nordstrom	LW
49	Victor Rask	C
53	Jeff Skinner	C
57	Trevor van Riemsdyk	D
59	Janne Kuokkanen	C
74	Jaccob Slavin	D
86	Teuvo Teravainen	LW
88	Martin Necas (healthy extra)	C

CLOSING GAME ROSTER VS. TAMPA BAY LIGHTNING

(Home 4/7/18)

4	Haydn Fleury	D
5	Noah Hanifin	D
6	Klas Dahlbeck	D
7	Derek Ryan	C
11	Jordan Staal	C
14	Justin Williams	RW
20	Sebastian Aho	RW
21	Lee Stempniak	RW
22	Brett Pesce (injured - upper body)	D
23	Brock McGinn (injured - upper body)	LW
27	Justin Faulk (injured - upper body)	D
28	Elias Lindholm	C
30	Cam Ward	G
33	Scott Darling	G
34	Phil Di Giuseppe	LW
42	Joakim Nordstrom	LW
49	Victor Rask (injured - upper body)	C
53	Jeff Skinner	C
55	Roland McKeown	D
57	Trevor van Riemsdyk	D
58	Nicolas Roy	C
73	Valentin Zykov	LW
74	Jaccob Slavin	D
86	Teuvo Teravainen	LW

REGULAR SEASON OFFENSIVE PROFICIENCY

**Does not include goals awarded for shootout wins*

WHEN CANES SCORE:	GP	W-L-OT	PTS
No Goals	2	0-2-0	0
One Goal	18	0-15-3	3
Two Goals	15	5-7-3	13
Three Goals	23	13-7-3	29
Four Goals	16	10-4-2	22
Five Or More Goals	8	8-0-0	16
Totals	**82**	**36-35-11**	**83**

REGULAR SEASON DEFENSIVE PROFICIENCY

**Does not include goals awarded to opponents in shootout losses*

WHEN CANES ALLOW:	GP	W-L-OT	PTS
No Goals	2	2-0-0	4
One Goal	19	18-0-1	37
Two Goals	13	7-3-3	17
Three Goals	17	5-9-3	13
Four Goals	11	2-7-2	6
Five Or More Goals	20	2-16-2	6
Totals	**82**	**36-35-11**	**83**

OT GOALS, HAT TRICKS, SHUTOUTS AND PENALTY SHOTS

OVERTIME GOALS

Sonny Milano	10/10/17	in a 1-2 loss vs. Columbus
Brandon Saad	11/11/17	in a 3-4 loss vs. Chicago
Noah Hanifin	12/2/17	in a 3-2 win vs. Florida
Brent Burns	12/7/17	in a 4-5 loss at San Jose
Tanner Pearson	12/9/17	in a 2-3 loss at Los Angeles
Jaccob Slavin	***12/15/17***	***in a 5-4 win at Buffalo***
Alex Ovechkin	1/2/18	in a 4-5 loss vs. Washington
Jordan Weal	2/6/18	in a 1-2 loss vs. Philadelphia
Taylor Hall	2/18/18	in a 2-3 loss vs. New Jersey
Charlie McAvoy	2/27/18	in a 3-4 loss at Boston
Elias Lindholm	4/7/18	in a 3-2 win vs. Tampa Bay

HAT TRICKS (Number in NHL Career/Number with the Hurricanes)

Teuvo Teravainen (1/1)	***11/13/17***	***in a 5-1 win vs. Dallas***
Michael Grabner	12/1/17	in a 1-5 CAR loss at NY Rangers
Jack Eichel	12/15/17	in a 5-4 CAR OT win at Buffalo
Patrice Bergeron	1/6/18	in a 1-7 CAR loss at Boston
Tyler Johnson	1/9/18	in a 4-5 CAR loss at TB
Jimmy Vesey	3/12/18	in a 3-6 CAR loss at NY Rangers
David Pastrnak	3/13/18	in a 4-6 CAR loss vs. Boston
Justin Faulk (1/1)	***2/13/18***	***in a 7-3 win vs. Los Angeles***

SHUTOUTS (Number in NHL Career/Number with the Hurricanes)

Jacob Markstrom	12/5/17	in a 3-0 loss at Vancouver
Cam Ward (26/26)	1/4/18	in a 4-0 win at Pittsburgh
Cam Ward (27/27)	2/1/18	in a 2-0 win vs. Montreal
Thomas Greiss	2/16/18	in a 3-0 loss vs. NY Islanders

PENALTY SHOTS

Jeff Skinner	11/4/17	in a 1-2 SO loss at ARI (unsuccessful vs. Raanta)
Brandon Saad	11/11/17	in a 3-4 OT loss vs. CHI (unsuccessful vs. Darling)
Jeff Skinner	12/1/17	in a 1-5 loss at NYR (unsuccessful vs. Lundqvist)

RECORD BY OPPONENT

OPPONENT	GP	W-L-OT	PTS	GF	GA
Anaheim Ducks	2	0-1-1	1	5	6
Arizona Coyotes	2	1-0-1	3	7	6
Boston Bruins	3	0-2-1	1	8	17
Buffalo Sabres	3	3-0-0	6	12	7
Columbus Blue Jackets	4	2-0-2	6	8	6
Calgary Flames	2	1-1-0	2	3	5
Chicago Blackhawks	2	1-0-1	3	6	6
Colorado Avalanche	2	1-1-0	2	6	6
Dallas Stars	2	1-1-0	2	8	5
Detroit Red Wings	3	1-2-0	2	5	8
Edmonton Oilers	2	1-1-0	2	8	10
Florida Panthers	3	2-1-0	4	8	6
Los Angeles Kings	2	1-0-1	3	9	6
Minnesota Wild	2	1-1-0	2	6	10
Montreal Canadiens	3	3-0-0	6	11	6
New Jersey Devils	4	1-2-1	3	10	13
Nashville Predators	2	2-0-0	4	7	4
New York Islanders	4	2-2-0	4	12	14
New York Rangers	4	0-4-0	0	6	19
Ottawa Senators	3	3-0-0	6	11	4
Philadelphia Flyers	4	1-2-1	3	10	11
Pittsburgh Penguins	4	2-2-0	4	8	10
San Jose Sharks	2	0-1-1	1	5	8
St. Louis Blues	2	0-2-0	0	3	5
Tampa Bay Lightning	3	1-2-0	2	8	12
Toronto Maple Leafs	3	1-2-0	2	11	16
Vancouver Canucks	2	1-1-0	2	4	4
Vegas Golden Knights	2	1-1-0	2	3	7
Winnipeg Jets	2	0-2-0	0	3	5
Washington Capitals	4	2-1-1	5	14	11
Totals	**82**	**36-35-11**	**83**	**228**	**256**

**GF/GA totals do not include goals awarded for shootout wins*

DECISION BREAKDOWN

	GP	W	L
One Goal	38	14	24
Two Goal	19	12	7
Three Goal	13	7	6
Four Goal	8	3	5
Five Goal	2	0	2
Six Goal	1	0	1
Seven Goal	1	0	1
Totals	**82**	**36**	**46***

**Includes 11 overtime/shootout losses*

Ties	0		
3-on-3 Overtime	11	3	8
Shootout	6	3	3
Overtime/Shootout	**17**	**6**	**11**

HIGHS AND LOWS

STREAK	2017-18 SEASON	CAROLINA RECORD	FRANCHISE RECORD
Winning	4 – 12/21/17-12/29/17	9 – 10/22/05-11/11/05	9 – 10/22-11/11, 2005
		9 – 12/31/05-1/19/06	9 – 12/31, 2005-1/19, 2006
		9 – 3/18/09-4/7/09	9 – 3/18/09-4/7/09
Unbeaten	4 – 12/21/17-12/29/17	9 – 12/31/00-1/18/01: 7-0-2-0	10 – 1/20-2/10, 1982: 6-0-4
		9 – 10/22/05-11/11/05: 9-0-0	
		9 – 12/31/05-1/19/06: 9-0-0	
		9 – 3/18/09-4/7/09: 9-0-0	
Points Earned	4 – twice, m.r. 2/6/18-2/13/18: 3-0-1	12 – 10/12/05-11/11/05	12 – 10/12/05-11/11/05
Losing	6 – 2/15/18-2/27/18: 0-4-2	7 – 10/28/09-11/11/09, 4/1/13-4/11/13	9 – 2/19/83-3/8/83
Winless	6 – 2/15/18-2/27/18: 0-4-2	14 – 10/10/09-11/13/09: 0-10-4	14 – 1/4/92-2/9/92: 0-8-6
			14 – 10/10/09-11/13/09: 0-10-4
Winning, Home	6 – 11/26/17-12/29/17	12 – 2/20/09-4/7/09	12 – 2/20/09-4/7/09
Unbeaten, Home	6 – 11/26/17-12/29/17	12 – 2/20/09-4/7/09: 12-0-0	12 – 2/20/09-4/7/09: 12-0-0
Points Earned, Home	7 – 11/26/17-1/2/18: 6-0-1	15 – 12/13/05-1/28/06: 14-0-1	15 – 12/13/05-1/28/06: 14-0-1
Losing, Home	4 – twice, m.r. 3/4/18-3/20/18: 0-4-0	8 – 3/14/13-4/8/13	8 – 3/14/13-4/8/13
Winless, Home	4 – twice, m.r. 3/4/18-3/20/18: 0-4-0	9 – 1/17/02-3/18/02: 0-1-8-0	13 – 1/15/85-3/10/85: 0-11-2
Winning, Road	2 – three times, m.r. 1/11/18-1/20/18	5 – three times, m.r. = 3/15/11-4/8/11: 5-0-0	6 – 11/10/90-12/7/90
Unbeaten, Road	2 – three times, m.r. 1/11/18-1/20/18	5 – four times, m.r. = 3/15/11-4/8/11: 5-0-0	8 – 11/11/96-12/5/96: 4-0-4
Points Earned, Road	2 – three times, m.r. 1/11/18-1/20/18	n/a	n/a
Losing, Road	6 – 11/28/17-12/11/17: 0-3-3	9 – 1/8/03-2/11/03: 0-7-0-2	13 – 12/18/82-2/5/83
Winless, Road	6 – 11/28/17-12/11/17: 0-3-3	15 – 1/7/03-3/2/03: 0-11-2-2	15 – 11/11/79-1/9/80: 0-11-4
			15 – 1/7/03-3/2/03: 0-11-2-2

SINGLE-GAME HIGHS	2017-18 SEASON	CAROLINA RECORD	FRANCHISE RECORD
Goals	7 – 2/13/18 vs. LA	9 – 3/7/09 at TB and 4/7/09 vs. NYI	11 – 4 times, m.r., 3/15/86 vs. CHI
Goals allowed	8 – 12/19/17 at TOR	9 – 11/25/05 vs. ATL	12 – 2/1/83 at QUE
Win margin	4 – 3x, m.r. 2/13/18 vs. LA	9 – 4/7/09 vs. NYI	11 – 2/12/84 vs. EDM
Loss margin	7 – 12/19/17 at TOR	9 – 11/25/05 vs. ATL	9 – three times, m.r., 11/12/05 vs. ATL
Shots	60 – 11/2/17 at COL	60 – 11/2/17 at COL	65 – 3/15/84 vs. TOR
Shots allowed	51 – 10/17/17 at EDM	60 – 10/25/08 at NYI	60 – 10/25/08 at NYI
Shots, both teams	87 – 11/2/17 at COL	95 – 3/21/82 at PHI	
Fewest shots	21 – 10/17/17 at EDM	10 – 1/3/99 at MTL	10 – 1/30/99 at MTL
Fewest shots allowed	20 – twice, m.r. 3/31/18 vs. NYR	10 – twice, m.r., 3/26/07 vs. WSH	10 – twice, m.r., 3/26/07 vs. WSH
Fewest shots, both teams	50 – twice, m.r. 3/26/18 vs. OTT	33 – 11/20/93 vs. SJ	
Most PP goals	3 – 2/13/18 vs. LA	5 – 11/29/02 vs. DET and 3/28/08 vs. ATL	5 – 11/29/02 vs. DET and 3/28/08 vs. ATL
Most PP goals allowed	3 – 12/19/17 at TOR	5 – twice, m.r., 10/26/07 vs. MTL	5 – twice, m.r., 10/26/07 vs. MTL
Most SH goals	1 – 3x, m.r. 3/13/18 vs. BOS	3 – 4/7/06 at WSH	3 – 4/7/06 at WSH

SINGLE-PERIOD HIGHS	2017-18 SEASON	CAROLINA RECORD	FRANCHISE RECORD
Goals	4 – twice, m.r. 12/21/17 at NSH, 1st	6 – twice, m.r., 3/7/09 at TB, 2nd	7 – twice, m.r., 10/19/85 vs. MTL, 1st
Goals allowed	5 – twice, m.r. 3/13/18 vs. BOS, 3rd	6 – twice, m.r., 2/10/07 at MIN, 1st	7 – 12/6/82 at MTL, 3rd
Shots	22 – twice, m.r. 11/2/17 at COL, 1st/3rd	26 – 3/2/14 at ANA, 3rd	32 – 3/15/84 vs. TOR, 2nd
Shots allowed	21 – 10/17/17 at EDM, 2nd	24 – twice, m.r., 10/24/05 vs. OTT, 3rd	28 – 1/30/82 vs. BOS, 3rd
Shots, both teams	31 – three times, m.r. 2/23/18 vs. PIT, 2nd	39 – 12/10/01 at NYR, 2nd	41 – 2x, m.r., 2/25/84 vs. PHI, 1st
Fewest shots	2 – 2/6/18 vs. PHI, 3rd	0 – 3x, m.r., 3/18/14 at CBJ, 3rd	0 – 5 times, m.r., 3/18/14 at CBJ, 3rd
Fewest shots allowed	3 – 4x, m.r. 2/18/18 vs. NJ, 3rd	0 – 2/3/04 at COL, 3rd	0 – 4 times, m.r., 2/3/04 at COL, 3rd
Fewest shots, both teams	9 – 2/6/18 vs. PHI, 3rd	7 – 3x, m.r., 12/4/98 vs. PIT, 1st	6 – 3/28/89 at BUF, 1st

STREAK	2017-18 SEASON	CAROLINA RECORD	FRANCHISE RECORD
Goals	5 – Sebastian Aho; 11/13/17-11/22/17	6 – twice, m.r., Ray Sheppard; 11/14/98-11/25/98	9 – Pierre Larouche; 1/25/82-2/13/82
Assists	7 – Sebastian Aho; 3/12/18-3/26/18: 3g, 8a)	11 – Eric Staal; 2/10/12-3/6/12	11 – Eric Staal; 2/10/13-3/6/12
Points	9 – Sebastian Aho; 3/8/18-3/26/18: 4g, 8a	12 – Eric Staal; 2/8/12-3/6/12: 7g, 14a	18 – Mike Rogers; 11/22/80-1/2/81: 19g, 20a

IND. HIGHS, GAME	2017-18 SEASON	CAROLINA RECORD	FRANCHISE RECORD
Goals	3 – twice, m.r. Justin Faulk; 2/13/18 vs. LA	4 – Eric Staal; 3/7/08 at TB	4 – three times, m.r., Eric Staal; 3/7/09 at TB
Assists	4 – Jordan Staal; 11/13/17 vs. DAL	4 – 9x, m.r., Jordan Staal; 11/13/17 vs. DAL	6 – Ron Francis; 3/5/87 vs. BOS
Points	4 – three times, m.r. Jordan Staal; 11/13/17 vs. DAL: 4a	6 – Eric Staal; 3/7/09 at TB: 4g, 2a	6 – four times, m.r., Eric Staal; 3/7/09 at TB: 4g, 2a
PIMs	17 – twice, m.r. Roland McKeown; 4/2/18 at FLA	26 – Enrico Ciccone; 10/20/97 at NYR 26 – Eric Staal, 10/23/09 at COL	42 – twice, m.r., Nick Kypreos; 12/11/92 at BUF
Shots	9 – twice, m.r. Jeff Skinner; 3/8/18 at CHI	13 – Jeff Skinner, 3/13/14 vs. BUF	13 – Jeff Skinner, 3/13/14 vs. BUF

IND. HIGHS, PERIOD	2017-18 SEASON	CAROLINA RECORD	FRANCHISE RECORD
Goals	3 – Teuvo Teravianen; 11/13/17 vs. DAL, 3rd	3 – six times, m.r., Teuvo Teravianen; 11/13/17 vs. DAL, 3rd	3 – six times, m.r., Teuvo Teravianen; 11/13/17 vs. DAL, 3rd
Assists	3 – Jordan Staal; 11/13/17 vs. DAL, 3rd	3 – 12 times, m.r., Jordan Staal; 11/13/17 vs. DAL, 3rd	n/a
Points	3 – three times, m.r. Noah Hanifin; 11/21/17 at NSH, 1st: 1g, 2a	4 – three times, m.r., Jiri Tlusty; 2/11/13 at NYI, 3rd	n/a
PIMs	17 – twice, m.r. Roland McKeown; 4/2/18 at FLA, 2nd	24 – Enrico Ciccone; 10/29/97 at NYR, 3rd and Eric Staal; 10/23/09 at COL, 3rd	n/a
Shots	6 – Derek Ryan; 1/4/18 at PIT, 2nd	7 – Eric Staal; 3/16/11 vs. TOR, 3rd	n/a

GOALTENDING HIGHS	2017-18 SEASON	CAROLINA RECORD	FRANCHISE RECORD
Saves, Game	48 – Cam Ward; 10/17/17 at EDM	57 – Cam Ward; 10/25/08 at NYI	57 – Cam Ward; 10/25/08 at NYI
Saves, Period	20 – twice, m.r. Cam Ward; 12/2/17 vs. FLA, 2nd	24 – Martin Gerber; 10/24/05 vs. OTT, 3rd	24 – Martin Gerber; 10/24/05 vs. OTT, 3rd
Win Streak	6 – Cam Ward; 12/12/17-12/29/17: 6-0-0	9 – Cam Ward; 3/18/09-4/7/09	9 – Cam Ward; 3/18/09-4/7/09
Unbeaten Streak	6 – Cam Ward; 12/12/17-12/29/17: 6-0-0	9 – Arturs Irbe; 12/31/00-1/18/01 and Cam Ward: 3/18/09-4/7/09	9 – Arturs Irbe; 12/31/00-1/18/01 and Cam Ward: 3/18/09-4/7/09
Losing Streak	5 – Scott Darling; 11/28/17-12/11/17: 0-3-2	11 – Kevin Weekes; 12/27/02-2/11/03	11 – Kevin Weekes; 12/27/02-2/11/03
Consecutive Starts in a Season	4 – six times, m.r. Cam Ward; 3/1/18-3/6/18: 2-2-0	40 – Arturs Irbe; 11/4/00-2/7/01: 21-15-3	40 – Arturs Irbe; 11/4/00-2/7/01: 21-15-3

RESULTS

NO.	DATE	GAME	RESULT	REC.	GF-GA	CAR SCORERS	GW	PP	PK	SF-SA	W-L GOALIE	ATTEND.
1	10/07/2017	MIN	W**	01-00-00	5-4	42,7P,5,49	74	1-5	2-3	42-27	33 / 32	18680+
2	10/10/2017	CBJ	O*	01-00-01	1-2	53	22	0-3	3-3	38-27	72 / 33	7892
3	10/14/2017	at WPG	L	01-01-01	1-2	53P	27	1-4	2-2	29-21	37 / 33	15321+
4	10/17/2017	AT EDM	W	02-01-01	5-3	86,86P,28P,11S,74	11	2-5	5-7	21-51	30 / 1	18347
5	10/19/2017	at CGY	W	03-01-01	2-1	53,14P	14	1-6	1-1	33-26	33 / 41	18119
6	10/21/2017	at DAL	L	03-02-01	3-4	53,53,11	18	0-3	2-2	39-26	30 / 33	18023
7	10/24/2017	TB	L	03-03-01	1-5	74	98	0-4	0-1	32-29	88 / 33	10498
8	10/26/2017	at TOR	W	04-03-01	6-3	19,86,28,49,23,19	49	0-1	1-1	38-34	33 / 31	19070+
9	10/27/2017	STL	L	04-04-01	1-2	53	10	0-1	0-0	27-34	40 / 30	10069
10	10/29/2017	ANA	O**	04-04-02	3-4	53P,11,27	10	1-3	0-0	37-25	30 / 33	10108
11	11/02/2017	at COL	L	04-05-02	3-5	49,28,7	92	0-2	1-2	60-27	1 / 30	12048
12	11/04/2017	at ARI	O**	04-05-03	1-2	11	21	0-3	2-2	37-24	32 / 33	12019
13	11/07/2017	FLA	W	05-05-03	3-1	23,7,14	7	0-5	1-2	48-31	33 / 1	8828
14	11/10/2017	at CBJ	W	06-05-03	3-1	11,11,23	11	0-1	2-2	29-26	30 / 72	16049
15	11/11/2017	CHI	O*	06-05-04	3-4	23,53,23	20	0-3	4-4	38-30	31 / 33	16778
16	11/13/2017	DAL	W	07-05-04	5-1	20,86P,86,86,53	86	1-4	2-3	28-26	33 / 30	7968
17	11/16/2017	at NYI	L	07-06-04	4-6	28P,5,7,20	55	1-3	2-3	32-36	1 / 33	11188
18	11/18/2017	at BUF	W	08-06-04	3-1	14,20,42	20	0-4	2-2	33-25	33 / 31	18028
19	11/19/2017	NYI	W	09-06-04	4-2	20P,86,28,86P	28	2-5	6-7	32-29	30 / 41	11390
20	11/22/2017	NYR	L	09-07-04	1-6	20P	93	1-5	1-2	33-27	30 / 33	11398
21	11/24/2017	TOR	L	09-08-04	4-5	7,11,28,5	12	0-2	1-2	47-25	31 / 33	15241
22	11/26/2017	NSH	W**	10-08-04	4-3	19,49,14P	20	1-4	1-2	36-35	33 / 74	11133
23	11/28/2017	at CBJ	O**	10-08-05	2-3	5,23	13	0-1	1-1	31-38	70 / 33	13947
24	12/01/2017	at NYR	L	10-09-05	1-5	14	40	0-2	5-7	33-26	30 / 33	17695+
25	12/02/2017	FLA	W*	11-09-05	3-2	28P,53P,5	5	2-5	2-2	47-39	30 / 34	14246
26	12/05/2017	at VAN	L	11-10-05	0-3		5	0-2	1-2	30-22	25 / 33	17860
27	12/07/2017	at SJ	O*	11-10-06	4-5	20,49,20,53	88	0-3	1-3	25-33	31 / 30	16947
28	12/09/2017	at LA	O*	11-10-07	2-3	49P,28	70	1-3	1-1	34-21	32 / 33	18230+
29	12/11/2017	at ANA	L	11-11-07	2-3	14,49	48	0-3	2-2	30-23	36 / 33	16198
30	12/12/2017	at VGK	W**	12-11-07	3-2	16,57	34	0-3	2-2	37-24	30 / 29	17520+
31	12/15/2017	at BUF	W*	13-11-07	5-4	14,11,7,28,74	74	0-2	2-2	34-41	30 / 31	17610
32	12/16/2017	CBJ	W	14-11-07	2-1	11,5	5	0-2	4-4	24-36	33 / 72	11357
33	12/19/2017	at TOR	L	14-12-07	1-8	53	16	0-4	0-3	33-36	31 / 33	19288+
34	12/21/2017	at NSH	W	15-12-07	4-1	7P,28,5P,49	28	2-6	4-4	32-29	30 / 35	17492+
35	12/23/2017	BUF	W	16-12-07	4-2	20,11P,27,27	27	1-4	2-2	38-22	30 / 31	14470
36	12/27/2017	MTL	W	17-12-07	3-1	86,20P,20	20	1-3	2-2	36-24	30 / 31	14880
37	12/29/2017	PIT	W	18-12-07	2-1	7,20	20	0-2	2-2	33-28	30 / 35	17975
38	12/30/2017	at STL	L	18-13-07	2-3	7,71	9	0-2	2-2	25-29	40 / 33	18749
39	01/02/2018	WSH	O*	18-13-08	4-5	49,49P,28,86	8	1-4	2-2	38-26	70 / 30	11989
40	01/04/2018	at PIT	W	19-13-08	4-0	53,86,20,20	53	0-1	2-2	33-21	30 / 30	18595+
41	01/06/2018	at BOS	L	19-14-08	1-7	11P	20	1-3	1-2	28-30	35 / 30	17565+
42	01/09/2018	at TB	L	19-15-08	4-5	23P,20,27P,28	9	2-4	0-0	32-34	88 / 30	19092+
43	01/11/2018	at WSH	W	20-15-08	3-1	11S,49,20	49	0-1	3-3	33-28	33 / 70	18506+
44	01/12/2018	WSH	L	20-16-08	3-4	11P,20P,53	83	2-5	3-4	39-27	31 / 30	16239
45	01/14/2018	CGY	L	20-17-08	1-4	21P	27	1-5	1-2	39-30	41 / 33	15218
46	01/20/2018	at DET	W	21-17-08	3-1	28P,28P,14	28	2-3	1-2	30-24	30 / 35	19515+
47	01/21/2018	VGK	L	21-18-08	1-5	74P	6	1-4	2-4	28-33	29 / 33	15303
48	01/23/2018	at PIT	L	21-19-08	1-3	7	39	0-2	1-1	35-33	1 / 30	18421+
49	01/25/2018	at MTL	W	22-19-08	6-5	86,11P,53,86,7,14	14	1-2	2-3	29-31	30 / 31	21302+
50	01/30/2018	OTT	W	23-19-08	2-1	20,49P	49	1-3	1-1	39-30	30 / 41	11448
51	02/01/2018	MTL	W	24-19-08	2-0	22,23	22	0-3	1-1	30-27	30 / 31	11953
52	02/02/2018	DET	L	24-20-08	1-4	20P	83	1-2	3-3	37-38	34 / 33	18126
53	02/04/2018	SJ	L	24-21-08	1-3	20	50	0-1	0-0	30-26	30 / 30	11614
54	02/06/2018	PHI	O*	24-21-09	1-2	28P	40	1-4	5-5	28-30	37 / 30	11585
55	02/09/2018	VAN	W	25-21-09	4-1	22,34,20,14	34	0-3	2-2	33-22	33 / 25	13123
56	02/10/2018	COL	W	26-21-09	3-1	23,23,53	23	0-3	5-5	35-30	30 / 1	15589
57	02/13/2018	LA	W	27-21-09	7-3	74,27,27P,27P,53P,53,20	27	3-5	1-2	41-30	30 / 32	12805
58	02/15/2018	at NJ	L	27-22-09	2-5	53,22	21	0-3	2-2	29-22	1 / 33	14079
59	02/16/2018	NYI	L	27-23-09	0-3		55	0-2	0-0	45-22	1 / 30	15448
60	02/18/2018	NJ	O*	27-23-10	2-3	86,53	9	0-3	2-3	42-21	1 / 30	18680+

NO.	DATE	GAME	RESULT	REC.	GF-GA	CAR SCORERS	GW	PP	PK	SF-SA	W-L GOALIE	ATTEND.
61	02/23/2018	PIT	L	27-24-10	1-6	86	3	0-2	0-1	28-39	30 / 30	18180
62	02/24/2018	at DET	L	27-25-10	1-3	5	40	0-4	3-4	29-22	35 / 33	19515+
63	02/27/2018	at BOS	O*	27-25-11	3-4	23P,86P,20	73	2-3	2-2	32-32	40 / 33	17565+
64	03/01/2018	at PHI	W	28-25-11	4-1	14,86,14,20	86	0-1	2-2	35-22	30 / 34	19245
65	03/02/2018	NJ	W	29-25-11	3-1	7,86,14	86	0-1	2-3	30-26	30 / 1	14337
66	03/04/2018	WPG	L	29-26-11	2-3	86,11	25	0-3	1-2	35-23	37 / 30	11407
67	03/06/2018	at MIN	L	29-27-11	2-6	34,7P	11	1-3	0-2	31-31	40 / 30	19017+
68	03/08/2018	at CHI	W	30-27-11	3-2	74,14,20P	20	1-2	2-2	40-24	33 / 34	21681+
69	03/12/2018	at NYR	L	30-28-11	3-6	86,21,49P	26	1-3	2-3	44-23	40 / 33	17679+
70	03/13/2018	BOS	L	30-29-11	4-6	20P,86P,14,23S	88	2-5	3-4	33-34	40 / 30	13081
71	03/17/2018	PHI	L	30-30-11	2-4	11,74	51	0-3	2-2	25-27	49 / 30	14805
72	03/18/2018	at NYI	W	31-30-11	4-3	74,21,49,57	57	0-3	1-3	39-29	33 / 41	10688
73	03/20/2018	EDM	L	31-31-11	3-7	23,20P,86	46	1-2	1-1	33-30	33 / 33	10554
74	03/22/2018	ARI	W	32-31-11	6-5	53,73,34,86,73,53	53	0-1	2-3	30-33	30 / 35	10535
75	03/24/2018	at OTT	W	33-31-11	5-2	34,23,5,53,11	5	0-1	2-2	24-36	30 / 1	16555
76	03/26/2018	OTT	W	34-31-11	4-1	37,73,23,20	73	0-2	2-2	30-20	30 / 41	10817
77	03/27/2018	at NJ	L	34-32-11	3-4	34,37,5	23	0-3	2-4	34-45	1 / 33	15521
78	03/30/2018	at WSH	W	35-32-11	4-1	7,27,20,23	27	0-1	2-2	30-21	33 / 70	18506+
79	03/31/2018	NYR	L	35-33-11	1-2	53	13	0-3	1-1	41-20	30 / 30	14993
80	04/02/2018	at FLA	L	35-34-11	2-3	57,7	6	0-1	1-2	29-35	1 / 33	10619
81	04/05/2018	at PHI	L	35-35-11	3-4	6,20,11	93	0-1	0-0	22-34	37 / 33	20001+
82	04/07/2018	TB	W*	36-35-11	3-2	11,14,28	28	0-2	1-1	42-34	30 / 70	15402

* = OVERTIME | ** = SHOOTOUT | + = SELLOUT

PNC ARENA

ARENA CAPACITY: 18,680

2017-18	HOME ATT.
ATT. TOTALS	508,782
ATT. AVG.	12,412
NO. OF GAMES	41
PCT. OF CAPACITY	66.4%
NO. OF SELLOUTS	2

RECORD BY MONTH

MONTH	GP	W	L	OT	PTS	GF*	GA*
October	10	4	4	2	10	27	29
November	13	6	4	3	15	39	38
December	15	8	5	2	18	37	44
January	12	5	6	1	11	33	41
February	13	4	6	3	11	28	38
March	16	8	8	0	16	53	54
April	3	1	2	0	2	8	9
TOTALS	82	36	35	11	83	225	253

RECORD BY DIVISION AND CONFERENCE

DIVISION	GP	W	L	OT	PTS	GF*	GA*
vs. Atlantic	24	14	9	1	29	74	76
vs. Metropolitan	28	10	13	5	25	68	84
vs. Central	14	6	7	1	13	39	41
vs. Pacific	16	6	6	4	16	44	52
CONFERENCE							
vs. Eastern	52	24	22	6	54	142	160
vs. Western	30	12	13	5	29	83	93

HOME AND ROAD RECORD

	GP	W	L	OT	PTS	GF*	GA*
Overall Record	82	36	35	11	83	225	253
Record at Home	41	19	16	6	44	108	121
Record on Road	41	17	19	5	39	117	132

**Does not include goals awarded for shootout wins*

GAME BY GAME

Date	Opp.	FLEURY #4	HANIFIN #5	DAHLBECK #6	RYAN #7	STAAL #11	WILLIAMS #14	KRUGER #16	AHO #20
Oct 7	vs. MIN	0-0,1/0 14:23	1-0,5/-1 19:03	DNP	1-0,2/-1 16:18	0-0,2/0 21:55	0-1,4/0 17:56	0-1,2/-1 11:19	0-2,5/1 18:51
Oct 10	vs. CBJ	0-0,2/0 14:04	0-0,2/-1 19:41	0-0,1/0 13:18	0-0,1/0 17:30	0-0,4/1 18:40	0-0,0/-1 17:14	0-0,1/0 10:17	0-0,3/0 21:25
Oct 14	at WPG	0-0,1/-1 13:10	0-1,2/0 21:49	0-0,0/-2 11:51	0-0,1/0 18:19	0-0,1/-1 18:08	0-1,2/-1 17:36	0-0,1/-1 09:26	0-0,1/-1 19:06
Oct 17	at EDM	0-0,0/0 11:52	0-0,1/-1 16:05	DNP	0-0,0/0 15:50	1-3(W),1/2 17:48	0-2,1/1 12:37	0-0,0/0 14:04	0-0,3/0 14:06
Oct 19	at CGY	0-0,1/0 10:19	0-1,0/0 16:11	DNP	0-1,3/1 17:01	0-0,2/0 18:14	1-0(W),3/-1 16:25	0-0,0/0 12:45	0-0,2/-1 17:50
Oct 21	at DAL	0-0,0/0 15:47	0-1,1/0 13:23	DNP	0-0,0/0 15:23	1-0,5/-1 20:25	0-0,1/0 18:03	0-0,1/0 09:39	0-1,6/0 17:45
Oct 24	vs. TB	0-0,0/-1 13:44	0-0,2/-2 21:12	DNP	0-0,1/-1 17:29	0-0,2/-2 19:28	0-0,3/-1 18:30	0-0,1/1 10:45	0-0,1/-2 20:11
Oct 26	at TOR	0-2,0/4 13:21	0-0,4/-1 21:22	DNP	0-0,4/-1 16:32	0-0,2/0 17:20	0-0,5/-1 16:44	0-0,0/1 11:02	0-1,1/1 16:52
Oct 27	vs. STL	0-0,0/0 13:05	0-0,1/1 21:55	DNP	0-0,3/1 18:23	0-0,1/0 17:53	0-1,1/1 20:03	0-0,0/-1 09:54	0-0,3/0 19:52
Oct 29	vs. ANA	0-0,1/2 17:33	0-0,2/-2 20:16	DNP	0-1,0/-3 15:22	1-0,3/1 18:55	0-2,1/1 18:36	0-0,0/0 11:23	0-1,3/1 21:33
Nov 2	at COL	0-1,3/1 15:04	0-0,3/-2 17:53	0-0,3/-2 11:34	1-0,2/-1 16:42	0-0,5/1 19:17	0-1,4/-1 17:53	0-0,0/0 08:37	0-1,5/1 18:15
Nov 4	at ARI	0-0,1/0 21:26	0-1,2/1 20:19	DNP	0-0,2/-1 15:18	1-0,6/1 19:42	0-0,0/0 15:13	0-0,1/0 12:09	0-1,3/1 16:34
Nov 7	vs. FLA	0-0,1/0 15:54	0-1,5/2 19:32	DNP	1-0(W),2/2 16:16	0-0,2/0 21:06	1-1,6/3 17:08	0-0,4/0 11:26	0-0,2/0 20:16
Nov 10	at CBJ	0-0,4/0 19:34	0-1,2/2 16:17	DNP	0-1,0/1 15:58	2-0(W),3/2 18:15	0-1,1/1 18:03	0-0,2/-1 11:16	0-1,3/2 15:53
Nov 11	vs. CHI	0-0,1/1 18:05	0-0,0/1 18:41	DNP	0-2,1/-1 14:33	0-0,2/-1 19:30	0-1,2/1 15:39	0-0,0/-1 11:22	0-0,4/-2 16:05
Nov 13	vs. DAL	0-0,1/0 19:47	0-0,1/2 17:34	DNP	0-0,0/0 14:29	0-4,0/3 19:42	0-0,1/0 15:42	0-0,0/0 11:21	1-2,1/3 16:48
Nov 16	at NYI	0-0,1/1 17:53	1-0,1/-1 16:40	DNP	1-0,2/-1 16:13	0-2,2/0 22:13	0-0,2/-1 17:35	INJ	1-1,1/0 16:44
Nov 18	at BUF	0-1,2/-1 18:02	0-0,2/1 13:10	DNP	0-0,2/1 14:58	0-0,1/2 18:50	1-0,1/0 16:18	0-2,2/1 14:17	1-0(W),3/1 17:38
Nov 19	vs. NYI	DNP	0-1,0/1 15:48	0-0,2/1 15:28	0-0,1/0 14:45	0-0,1/1 21:54	0-0,0/0 14:04	0-0,1/-1 14:39	1-2,4/1 14:21
Nov 22	vs. NYR	0-0,3/0 18:25	0-0,2/-3 18:11	DNP	0-0,1/-2 15:53	0-0,4/-1 18:19	0-0,1/-1 16:36	0-0,1/0 12:25	1-0,3/-1 16:09
Nov 24	vs. TOR	0-0,2/1 20:10	1-1,4/0 15:53	DNP	1-0,5/-1 17:29	1-0,1/-1 20:56	0-2,5/0 18:31	0-0,0/0 08:57	0-0,4/-2 20:51
Nov 26	vs. NSH	0-0,2/-1 17:53	0-1,1/1 20:49	DNP	0-1,3/-2 15:36	0-0,2/0 23:00	1-0,7/-2 16:28	0-1,0/1 09:56	0-0,1/0 21:33
Nov 28	at CBJ	0-0,2/0 21:59	1-0,1/0 16:20	DNP	0-1,3/0 13:35	0-0,4/0 23:13	0-0,0/-1 16:00	0-0,0/0 08:56	0-0,6/0 22:26
Dec 1	at NYR	0-0,2/0 18:19	0-0,2/-2 17:13	DNP	0-0,2/0 15:24	0-0,4/-2 19:24	1-0,2/1 16:39	0-0,1/0 09:29	0-0,3/-3 16:57
Dec 2	vs. FLA	0-0,3/0 21:57	1-0(W),7/1 17:06	DNP	0-1,1/0 15:02	0-0,3/-1 20:56	0-0,4/0 16:31	0-0,0/-1 10:47	0-1,1/-1 20:54
Dec 5	at VAN	0-0,2/-1 19:09	0-0,1/-2 18:08	DNP	0-0,3/-1 16:08	0-0,2/-1 18:09	0-0,3/0 17:16	0-0,1/0 09:22	0-0,1/-1 14:55
Dec 7	at SJ	DNP	0-1,0/1 16:17	0-0,0/1 18:43	0-1,0/2 16:55	0-1,6/0 20:16	0-1,0/-1 16:51	0-0,1/0 10:07	2-0,6/1 18:01
Dec 9	at LA	0-0,1/0 16:29	0-0,1/-1 18:32	DNP	0-1,2/1 18:46	0-0,2/-2 19:00	0-0,4/0 17:23	0-0,0/0 08:52	0-0,4/-2 19:58
Dec 11	at ANA	0-0,0/-3 17:55	0-0,2/1 17:49	DNP	0-0,2/1 17:02	0-0,1/-1 18:16	1-0,2/1 16:42	0-0,0/-1 09:51	0-0,3/-1 22:09
Dec 12	at VGK	0-0,1/-1 12:46	0-0,4/2 22:28	DNP	0-0,1/0 16:18	0-0,1/0 18:22	0-0,1/0 14:10	1-0,3/0 11:29	0-0,1/0 18:48
Dec 15	at BUF	0-0,0/-2 16:10	0-0,2/1 20:19	DNP	1-1,3/-1 16:39	1-1,2/1 21:05	1-1,4/1 18:47	0-0,0/0 11:49	0-2,4/1 15:23
Dec 16	vs. CBJ	DNP	1-0(W),4/0 20:17	0-0,0/1 17:45	0-1,2/1 16:11	1-0,1/1 17:12	0-1,1/1 16:49	0-0,3/0 12:31	0-0,1/0 15:09
Dec 19	at TOR	0-1,1/0 14:35	0-0,6/-3 23:34	DNP	0-0,0/-2 13:37	0-0,2/-1 19:41	0-0,2/-1 18:32	0-0,0/-1 10:36	0-0,2/-2 19:21
Dec 21	at NSH	DNP	1-2,6/1 16:35	0-0,2/1 17:42	1-1,3/0 16:17	0-0,0/-1 20:06	0-1,3/0 16:52	0-0,1/0 11:19	0-0,1/0 17:38
Dec 23	vs. BUF	DNP	0-0,2/0 18:52	0-0,1/0 15:47	0-0,4/0 16:42	1-0,1/2 19:55	0-0,3/-1 17:17	0-0,0/1 09:53	1-1,4/2 18:57
Dec 27	vs. MTL	DNP	0-0,2/-1 16:54	0-0,1/1 15:40	0-0,1/0 17:45	0-1,4/2 19:02	0-0,2/0 18:06	0-0,0/0 10:37	2-0(W),5/2 16:55
Dec 29	vs. PIT	DNP	0-0,1/0 17:57	0-1,4/1 19:13	1-0,1/1 15:15	0-0,5/0 21:18	0-0,4/-1 17:27	INJ	1-0(W),2/0 19:46
Dec 30	at STL	DNP	0-1,2/1 17:14	0-0,0/-3 12:52	1-0,4/1 17:54	0-0,1/-2 19:02	0-0,2/0 15:25	INJ	0-1,4/-2 16:30
Jan 2	vs. WSH	0-0,2/0 15:16	0-0,5/-1 20:32	DNP	0-1,2/1 16:46	0-0,5/-2 20:19	0-1,1/1 17:23	INJ	0-1,4/-3 18:05
Jan 4	at PIT	0-0,1/1 18:24	0-0,1/0 16:53	DNP	0-0,7/1 18:58	0-1,0/3 16:37	0-0,2/0 15:18	INJ	2-1,4/3 15:38
Jan 6	at BOS	0-0,1/-1 16:54	0-1,1/-3 17:16	DNP	0-0,3/-5 16:19	1-0,2/0 16:19	0-0,1/-2 14:47	0-0,0/0 13:46	0-0,0/0 05:59
Jan 9	at TB	DNP	0-0,3/0 18:34	0-0,2/0 14:54	0-0,3/-3 16:46	0-1,1/-2 18:15	0-1,1/1 19:24	0-0,0/0 09:37	1-0,1/-1 18:41
Jan 11	at WSH	0-0,0/0 13:00	0-0,0/1 19:27	0-0,0/1 11:45	0-0,3/-1 12:54	1-0,3/1 21:06	0-0,6/-1 16:20	0-0,0/2 11:24	1-0,7/1 15:43
Jan 12	vs. WSH	0-1,0/0 13:39	0-0,3/-1 20:21	0-0,1/1 10:23	INJ	1-1,2/-1 22:29	0-1,1/-1 16:49	0-0,1/-1 11:32	1-1,2/0 18:04
Jan 14	vs. CGY	0-0,1/0 15:46	0-0,1/0 18:46	0-0,1/-1 15:21	INJ	0-0,2/-1 20:44	0-0,4/0 09:04	0-0,1/0 10:48	0-0,1/0 15:15
Jan 20	at DET	0-0,0/0 15:17	0-0,1/0 20:09	0-0,0/0 15:35	0-0,1/0 16:23	0-1,1/0 18:00	1-0,4/1 15:48	0-0,0/0 10:14	INJ
Jan 21	vs. VGK	DNP	0-0,1/-2 19:18	0-0,1/-1 17:29	0-0,3/-1 17:45	0-0,1/0 16:19	0-1,1/0 15:49	0-0,0/-1 12:24	INJ
Jan 23	at PIT	0-0,4/-1 15:00	0-0,3/0 21:16	DNP	1-0,1/0 18:40	0-0,4/0 20:00	0-0,1/-2 16:18	0-0,0/0 06:50	INJ
Jan 25	at MTL	0-0,2/-2 18:50	0-3,2/5 20:09	DNP	1-1,1/1 16:11	1-0,1/-3 17:42	1-1(W),3/3 16:22	0-0,0/0 10:38	INJ
Jan 30	vs. OTT	0-0,2/1 18:54	0-1,3/0 20:46	DNP	0-0,1/0 18:04	0-1,2/1 17:09	0-1,1/0 17:39	0-0,0/-1 09:48	1-0,3/1 19:03
Feb 1	vs. MTL	0-0,0/1 17:18	0-0,4/0 18:29	DNP	0-0,3/0 18:00	0-0,0/0 17:17	0-1,1/1 14:49	0-1,0/1 11:40	0-0,2/0 17:20
Feb 2	vs. DET	0-0,1/-1 19:14	0-0,2/-2 17:09	DNP	0-0,1/-2 15:31	0-0,0/-1 18:46	0-0,3/0 14:41	0-0,1/-1 10:21	1-0,2/-1 16:41
Feb 4	vs. SJ	0-0,1/0 17:36	0-0,5/-2 20:12	DNP	0-0,1/-1 17:16	0-1,2/1 19:36	0-0,2/-1 16:09	0-0,0/-1 08:32	1-0,1/1 21:29
Feb 6	vs. PHI	DNP	0-0,2/-1 18:09	0-0,1/0 15:26	0-0,0/0 12:10	0-0,3/0 23:43	0-0,2/-1 15:16	DNP	0-0,1/0 20:53
Feb 9	vs. VAN	DNP	0-1,1/1 19:00	0-0,2/-1 14:36	0-0,1/1 11:52	0-1,0/1 19:47	1-0,3/1 15:07	MIN	1-1,4/2 19:06
Feb 10	vs. COL	0-0,2/0 16:32	0-0,1/1 18:10	DNP	0-0,1/0 16:13	0-0,2/0 19:17	0-0,4/0 18:10	MIN	0-1,2/1 16:47
Feb 13	vs. LA	0-0,3/0 19:53	0-0,2/-1 16:35	DNP	0-0,1/0 13:29	0-1,3/1 19:53	0-2,4/1 15:55	MIN	1-2,3/0 17:11
Feb 15	at NJ	0-0,1/-3 17:33	0-0,0/-1 20:31	DNP	0-0,1/1 15:42	0-0,0/-3 18:02	0-2,3/0 14:22	MIN	0-0,3/-3 18:09
Feb 16	vs. NYI	DNP	0-0,2/-2 17:56	0-0,2/0 15:03	0-0,2/0 16:07	0-0,4/-2 19:24	0-0,1/-1 17:49	MIN	0-0,3/-2 21:11
Feb 18	vs. NJ	0-0,0/0 14:49	0-0,2/-2 23:11	DNP	0-0,1/-2 20:00	0-0,2/1 23:05	0-0,4/-1 16:43	MIN	0-0,3/1 19:51
Feb 23	vs. PIT	0-0,1/-2 17:19	0-0,3/-2 20:26	DNP	0-0,1/0 16:53	DNP	0-0,3/-3 17:59	MIN	0-1,1/0 17:42
Feb 24	at DET	0-0,2/0 16:42	1-0,3/0 19:02	DNP	0-0,1/-1 18:05	DNP	0-0,2/0 16:48	MIN	0-0,1/1 22:49
Feb 27	at BOS	0-0,2/0 15:45	0-0,1/-1 21:15	DNP	0-1,1/0 16:49	DNP	0-0,3/-1 17:26	MIN	1-0,3/1 19:09
Mar 1	at PHI	0-0,3/0 17:04	0-0,3/1 17:08	DNP	0-0,0/1 13:38	0-1,1/1 18:07	2-1,2/3 15:54	MIN	1-1,3/1 15:19
Mar 2	vs. NJ	0-0,0/0 15:54	0-1,2/1 21:17	DNP	1-0,4/1 13:21	0-1,0/1 20:28	1-0,4/1 18:08	MIN	0-0,1/1 17:42
Mar 4	vs. WPG	0-0,1/0 14:29	0-0,1/0 22:54	DNP	0-0,2/0 16:49	1-0,2/2 19:46	0-0,2/1 20:19	MIN	0-1,5/0 18:44
Mar 6	at MIN	0-0,2/-1 16:15	0-1,1/1 20:40	DNP	1-0,3/-1 14:43	0-0,1/-3 15:09	0-0,3/-3 14:44	MIN	0-0,3/0 15:24
Mar 8	at CHI	DNP	0-0,1/0 16:55	0-0,2/-1 15:46	0-0,1/0 10:54	0-0,2/-2 17:40	1-1,4/2 18:04	MIN	1-0(W),1/-2 14:50
Mar 12	at NYR	DNP	0-0,3/-2 19:19	0-0,2/0 15:57	0-1,5/-2 15:36	0-0,2/1 19:27	0-0,6/-2 19:40	MIN	0-1,2/0 20:05
Mar 13	vs. BOS	0-0,2/0 17:23	0-0,4/-1 18:39	DNP	0-0,1/0 11:05	0-0,1/-2 19:37	1-0,1/-2 16:27	MIN	1-1,2/-1 18:04
Mar 17	vs. PHI	0-0,1/-1 16:18	0-0,2/-1 14:33	DNP	0-0,1/0 12:30	1-1,1/1 20:04	0-0,2/-3 17:15	MIN	0-1,3/1 17:55
Mar 18	at NYI	0-0,0/2 16:31	INJ	0-0,2/0 17:02	0-0,1/1 16:13	0-0,3/-1 19:50	0-0,2/1 15:33	MIN	0-1,0/1 16:41
Mar 20	vs. EDM	0-0,2/1 18:13	INJ	0-0,1/-4 19:52	0-0,1/-1 16:27	0-1,5/-1 16:29	0-0,2/-3 13:52	MIN	1-1,2/0 17:47
Mar 22	vs. ARI	0-0,0/0 17:47	INJ	0-0,0/-1 19:10	0-0,0/-3 09:02	0-0,0/0 20:26	0-0,3/0 17:50	MIN	0-2,1/3 14:40
Mar 24	at OTT	0-0,1/0 19:57	1-0(W),2/-1 18:24	0-1,0/2 18:43	0-0,0/-1 13:00	1-1,1/1 17:13	0-1,0/1 16:23	MIN	0-1,0/2 15:37
Mar 26	vs. OTT	0-1,2/2 17:58	0-0,1/0 21:50	0-0,2/-1 18:57	0-2,2/2 12:24	0-1,2/0 18:14	0-0,3/0 14:59	MIN	1-0,2/1 16:07
Mar 27	at NJ	0-0,1/1 14:54	1-0,3/0 19:47	0-0,2/0 19:12	0-1,1/1 12:40	0-0,0/0 18:42	0-0,1/0 13:26	MIN	0-0,2/0 18:08
Mar 30	at WSH	0-0,1/-1 17:36	0-0,0/1 17:49	0-0,0/-1 17:21	1-1,1/2 11:28	0-1,0/1 16:31	0-1,2/1 15:04	MIN	1-0,2/1 17:12
Mar 31	vs. NYR	0-0,0/1 15:51	0-0,1/-1 18:42	0-1,2/1 16:11	0-1,1/1 14:56	0-0,2/-1 16:55	0-0,5/0 16:16	MIN	0-0,3/-2 21:35
Apr 2	at FLA	0-0,2/0 20:04	0-0,2/0 21:41	0-1,1/1 20:43	1-0,1/1 11:43	0-0,1/1 18:23	0-1,2/1 18:01	MIN	0-0,2/-1 17:46
Apr 5	at PHI	0-0,2/1 18:27	0-0,0/-2 19:18	1-0,2/0 20:51	0-1,0/0 14:09	1-0,2/-1 17:52	0-1,2/-1 15:02	MIN	1-0,1/1 17:55
Apr 7	vs. TB	0-1,1/1 18:04	0-1,1/0 20:10	0-0,3/0 19:52	0-0,2/0 15:11	1-0,3/2 19:40	1-1,3/2 17:20	MIN	0-0,4/-1 18:55

Skaters: Goals-Assists (Game Winning) Shots / (+/-) TOI

Date	Opp.	STEMPNIAK #21	PESCE #22	MCGINN #23	FAULK #27	LINDHOLM #28	DI GIUSEPPE #34	FOEGELE #37	NORDSTROM #42
Oct 7	vs. MIN	INJ	0-0,2/2 22:11	0-1,0/-1 09:56	0-0,4/-1 24:54	0-2,3/2 23:49	MIN	MIN	1-0,1/-1 11:32
Oct 10	vs. CBJ	INJ	0-0,0/0 21:55	0-0,1/0 11:40	0-0,4/-1 27:13	0-0,2/1 20:02	MIN	MIN	0-0,4/0 11:05
Oct 14	at WPG	INJ	0-0,1/0 19:43	0-0,0/0 11:26	0-0,6/0 24:29	0-0,1/-1 19:37	MIN	MIN	0-0,0/-1 09:08
Oct 17	at EDM	INJ	0-0,1/2 26:15	DNP	0-2,1/0 23:35	1-0,3/1 19:47	MIN	MIN	0-0,1/0 15:04
Oct 19	at CGY	INJ	0-0,4/0 23:58	0-1,1/1 12:38	0-0,4/0 20:31	0-0,2/0 16:47	MIN	MIN	0-0,2/0 11:47
Oct 21	at DAL	INJ	0-0,3/-1 22:32	0-2,0/0 14:21	0-0,5/1 23:56	0-1,0/-1 18:51	MIN	MIN	0-0,0/-1 10:04
Oct 24	vs. TB	INJ	0-1,1/0 20:13	0-0,2/-2 10:57	0-0,1/-2 21:21	0-0,3/-2 19:43	MIN	MIN	0-0,1/1 10:01
Oct 26	at TOR	INJ	0-0,2/0 22:24	1-0,5/3 12:36	0-0,1/-1 21:17	1-0,4/1 18:21	MIN	MIN	0-1,1/0 10:50
Oct 27	vs. STL	INJ	0-0,1/-2 19:10	0-0,2/-1 12:44	0-0,4/1 27:22	0-0,0/0 18:05	MIN	MIN	0-0,1/-1 09:50
Oct 29	vs. ANA	INJ	0-0,0/-1 22:15	0-0,1/0 11:46	1-0,6/0 23:15	0-1,1/1 19:54	MIN	MIN	0-0,2/0 11:13
Nov 2	at COL	INJ	INJ	0-0,2/0 09:01	0-0,3/1 24:19	1-0,7/1 19:58	MIN	MIN	0-0,1/0 08:58
Nov 4	at ARI	INJ	INJ	0-0,0/-1 14:13	0-0,1/0 26:12	0-0,2/0 23:48	MIN	MIN	0-0,3/-1 08:42
Nov 7	vs. FLA	INJ	INJ	1-0,3/1 10:17	0-0,2/0 23:41	0-0,1/0 18:34	MIN	MIN	0-1,4/1 11:14
Nov 10	at CBJ	DNP	0-0,2/0 23:03	1-0,1/1 15:37	0-0,4/0 18:29	0-0,0/0 13:47	MIN	MIN	0-0,2/-1 12:18
Nov 11	vs. CHI	DNP	0-0,1/-1 19:32	2-0,5/1 12:32	0-0,3/1 22:11	0-0,2/1 18:44	MIN	MIN	0-0,1/-1 11:13
Nov 13	vs. DAL	INJ	0-0,1/2 18:04	0-0,1/0 13:45	0-0,1/0 19:11	0-1,2/1 16:38	DNP	MIN	0-0,3/0 11:26
Nov 16	at NYI	INJ	0-1,1/-1 20:24	0-1,1/-1 17:25	0-0,4/0 21:11	1-0,2/-2 20:47	0-0,2/0 05:00	MIN	0-0,1/0 07:19
Nov 18	at BUF	INJ	0-1,0/1 21:59	0-0,0/-1 14:15	0-0,1/1 19:28	0-0,1/0 16:43	0-0,1/1 11:45	MIN	1-0,2/1 12:47
Nov 19	vs. NYI	INJ	0-0,2/-1 22:37	0-0,2/0 13:08	0-2,3/1 18:48	1-0(W),2/1 17:00	0-1,0/1 07:25	MIN	0-0,1/-1 13:17
Nov 22	vs. NYR	INJ	0-0,0/-3 19:15	0-0,2/0 13:03	0-1,4/-1 20:25	0-0,0/-2 18:22	0-0,2/-2 16:37	MIN	0-0,3/-1 12:16
Nov 24	vs. TOR	INJ	0-0,1/0 17:56	0-1,1/1 12:20	0-1,4/2 24:32	1-0,4/2 17:06	0-0,0/0 06:29	MIN	0-0,0/0 08:44
Nov 26	vs. NSH	INJ	0-0,0/0 21:42	0-0,2/1 12:37	0-0,0/-1 22:35	0-1,2/1 18:02	DNP	MIN	0-0,0/1 10:16
Nov 28	at CBJ	INJ	0-1,1/0 23:33	1-0,1/1 09:58	0-0,2/1 26:16	0-0,3/0 18:00	DNP	MIN	0-0,1/0 12:42
Dec 1	at NYR	INJ	0-0,1/0 20:54	0-0,2/0 13:16	0-0,3/-3 22:07	0-0,0/-2 17:45	0-0,0/1 07:38	MIN	0-0,1/0 11:18
Dec 2	vs. FLA	INJ	0-0,0/-2 21:20	0-0,4/0 12:25	0-0,2/0 24:55	1-1,5/1 17:20	DNP	MIN	0-0,1/-1 12:25
Dec 5	at VAN	INJ	0-0,0/0 21:38	0-0,3/0 15:19	0-0,1/-1 20:08	0-0,0/-1 15:01	DNP	MIN	0-0,0/-1 08:47
Dec 7	at SJ	INJ	0-0,0/0 22:14	0-0,1/1 12:10	0-0,1/-2 23:21	0-1,1/1 15:19	0-0,0/0 09:12	MIN	0-0,1/0 10:21
Dec 9	at LA	INJ	0-0,0/-1 23:59	0-1,4/1 14:38	0-0,2/0 20:30	1-0,5/1 17:31	DNP	MIN	0-0,2/0 08:40
Dec 11	at ANA	INJ	0-0,0/0 17:18	0-0,3/0 10:57	0-0,2/-2 25:16	0-0,3/0 14:28	DNP	MIN	0-0,0/-1 10:48
Dec 12	at VGK	INJ	0-0,3/-1 23:02	0-0,1/0 13:22	0-0,5/0 18:44	0-0,1/0 20:26	0-0,1/1 10:18	MIN	0-0,1/0 12:49
Dec 15	at BUF	INJ	0-1,0/1 23:40	0-1,4/1 14:12	0-0,3/-1 21:20	1-1,1/0 15:29	0-0,0/0 10:12	MIN	0-0,2/-1 13:36
Dec 16	vs. CBJ	INJ	0-0,1/1 20:49	0-1,3/1 16:19	0-0,1/1 19:46	0-0,0/0 16:22	DNP	MIN	0-0,0/0 10:41
Dec 19	at TOR	INJ	0-0,0/-1 19:56	0-0,1/0 15:28	0-0,2/-2 20:16	0-0,2/-2 19:32	DNP	MIN	0-0,0/-1 11:02
Dec 21	at NSH	INJ	0-0,1/-1 19:33	0-0,1/0 13:18	0-1,2/1 19:41	1-0(W),2/2 16:34	0-0,0/0 08:35	MIN	0-0,3/0 11:28
Dec 23	vs. BUF	INJ	0-1,1/0 19:27	0-0,1/0 14:01	2-0(W),7/1 22:13	0-1,0/0 16:33	0-0,2/0 09:50	MIN	0-0,1/1 10:42
Dec 27	vs. MTL	INJ	0-1,2/1 21:53	0-0,0/0 15:00	0-1,2/1 22:43	0-1,2/-1 15:01	0-0,1/0 12:10	MIN	0-0,3/0 12:22
Dec 29	vs. PIT	INJ	0-0,3/0 21:14	0-0,2/1 15:55	0-0,3/1 19:52	0-1,2/1 20:18	0-0,1/0 04:36	MIN	0-0,1/0 06:27
Dec 30	at STL	INJ	0-0,1/1 23:29	0-0,1/0 15:40	0-0,1/-3 22:28	0-0,3/0 19:20	DNP	MIN	0-0,0/1 10:58
Jan 2	vs. WSH	INJ	0-0,2/0 20:47	0-0,0/0 15:04	0-0,0/0 22:30	1-0,2/-1 18:56	0-0,1/-1 08:22	MIN	0-0,0/1 11:36
Jan 4	at PIT	INJ	0-2,1/3 22:30	0-0,3/0 15:06	0-0,5/1 20:05	0-0,2/1 19:00	0-0,1/0 09:16	MIN	0-0,0/0 10:13
Jan 6	at BOS	INJ	0-0,1/-2 18:54	0-0,0/-1 16:28	0-0,2/-2 21:16	0-0,1/-4 19:48	0-0,4/0 12:29	MIN	0-0,2/0 14:58
Jan 9	at TB	INJ	0-0,2/-1 19:48	1-0,1/1 18:48	1-1,4/-2 24:08	1-0,2/-1 15:03	DNP	MIN	0-0,3/0 10:21
Jan 11	at WSH	INJ	INJ	0-0,2/0 16:53	0-0,2/1 24:13	0-1,0/2 17:42	DNP	MIN	0-0,0/0 12:00
Jan 12	vs. WSH	0-1,2/1 13:35	INJ	0-0,1/-2 14:59	0-1,6/-1 24:59	INJ	0-0,0/-1 08:23	MIN	INJ
Jan 14	vs. CGY	1-0,2/-2 13:18	INJ	0-1,6/-1 14:00	0-0,4/-3 24:14	0-0,2/0 19:02	DNP	MIN	0-0,2/-1 12:27
Jan 20	at DET	0-0,0/0 15:27	INJ	0-1,2/1 15:43	0-2,4/1 21:21	2-0(W),5/0 17:59	DNP	MIN	0-0,2/0 10:46
Jan 21	vs. VGK	0-0,0/-1 14:14	INJ	0-0,0/-1 13:08	0-0,4/-1 20:38	0-0,0/0 13:24	0-0,3/-2 11:05	MIN	0-0,2/-1 13:17
Jan 23	at PIT	0-1,2/0 13:59	0-0,1/-1 18:43	0-0,1/-1 16:23	0-0,2/-1 23:13	0-0,1/0 18:54	0-0,0/0 07:12	MIN	0-0,1/0 06:12
Jan 25	at MTL	0-1,0/1 15:04	0-0,1/-2 18:12	0-0,0/-3 16:21	0-1,1/-2 22:02	0-0,3/-2 17:20	0-0,1/-1 08:24	MIN	0-0,2/0 10:48
Jan 30	vs. OTT	0-0,3/0 15:01	0-0,1/-1 17:05	0-0,4/0 14:31	0-0,3/1 21:55	0-0,1/-1 14:36	DNP	MIN	0-0,0/-1 08:33
Feb 1	vs. MTL	0-0,2/0 15:20	1-0(W),3/1 21:04	1-0,3/1 12:17	0-0,1/1 19:45	0-1,2/1 14:14	DNP	MIN	0-0,3/1 11:46
Feb 2	vs. DET	0-0,1/-2 14:51	0-0,2/0 21:12	0-0,2/0 12:59	0-1,2/-2 19:10	0-0,1/-2 12:49	DNP	MIN	0-0,4/-1 11:59
Feb 4	vs. SJ	0-0,1/0 13:11	0-0,1/-1 17:11	0-0,2/-1 13:07	0-0,5/0 22:44	0-0,0/-2 12:09	DNP	MIN	0-0,0/0 08:02
Feb 6	vs. PHI	0-0,1/0 07:16	0-0,2/0 22:46	0-0,0/-2 14:43	0-1,2/0 23:34	1-0,5/0 21:13	0-0,0/0 11:19	MIN	0-0,1/0 11:37
Feb 9	vs. VAN	0-0,3/-1 10:35	1-1,2/2 21:40	0-0,2/0 15:14	0-0,1/0 22:03	0-1,2/1 16:32	1-0(W),2/1 12:47	MIN	0-0,0/-1 10:29
Feb 10	vs. COL	0-1,1/1 09:14	0-0,0/1 20:48	2-0(W),5/2 15:45	0-0,3/0 20:46	0-2,4/2 18:42	0-0,2/0 09:30	MIN	0-0,0/0 10:50
Feb 13	vs. LA	0-0,0/-1 12:38	0-1,2/2 18:47	0-0,2/-1 14:04	3-0(W),5/1 23:43	0-0,1/0 18:31	0-1,0/1 12:11	MIN	0-0,4/1 12:46
Feb 15	at NJ	0-0,0/0 11:57	1-0,2/0 18:18	0-0,2/-2 16:02	0-0,2/-2 21:28	0-0,3/-1 17:35	0-0,3/0 12:09	MIN	0-0,2/0 11:23
Feb 16	vs. NYI	0-0,2/0 07:02	0-0,3/0 21:27	0-0,2/-1 16:05	0-0,5/-2 22:22	0-0,3/-1 19:41	0-0,1/0 07:55	MIN	0-0,1/0 06:21
Feb 18	vs. NJ	DNP	0-1,0/0 20:35	0-0,4/1 15:26	0-0,2/0 21:54	0-0,5/1 20:22	0-0,1/0 06:54	MIN	0-0,0/0 07:39
Feb 23	vs. PIT	0-0,2/0 15:43	0-0,1/0 22:32	0-0,2/-2 15:32	0-0,4/-1 22:13	0-1,2/1 17:23	0-0,1/-1 06:54	MIN	0-0,1/0 08:55
Feb 24	at DET	0-0,0/0 12:29	0-0,2/0 18:21	0-0,0/0 15:34	0-0,4/-1 23:53	0-0,1/0 20:08	0-0,1/-1 04:52	MIN	0-0,0/0 06:59
Feb 27	at BOS	0-0,2/0 15:21	0-0,1/-1 22:53	1-0,2/-3 17:51	0-2,5/-2 22:01	0-0,1/0 20:03	0-0,3/-2 09:57	MIN	0-0,0/0 02:17
Mar 1	at PHI	0-0,0/0 13:25	0-1,1/2 21:47	0-0,3/1 17:16	0-1,3/1 20:23	0-0,2/-1 17:33	0-0,0/0 11:50	MIN	INJ
Mar 2	vs. NJ	0-0,0/1 14:03	0-1,3/2 22:18	0-0,2/1 17:26	0-0,2/1 20:58	0-1,1/1 16:35	0-0,0/0 09:13	MIN	INJ
Mar 4	vs. WPG	0-0,1/0 13:11	0-0,0/0 20:17	0-1,3/1 16:51	0-1,1/0 22:09	0-0,2/-1 19:41	0-0,0/-1 05:33	MIN	INJ
Mar 6	at MIN	0-0,0/-1 15:56	0-0,3/-2 21:03	0-0,2/-3 16:23	0-0,1/-2 20:57	0-0,0/0 17:46	1-0,2/1 12:25	MIN	INJ
Mar 8	at CHI	0-0,0/0 09:03	0-1,5/0 22:55	0-0,2/2 17:41	0-1,3/0 22:02	0-2,0/2 21:36	0-0,2/0 13:51	MIN	0-0,2/0 11:16
Mar 12	at NYR	1-0,2/-2 13:45	0-1,1/-1 20:00	0-0,1/-3 17:07	0-0,4/-1 23:38	0-0,1/-1 19:43	0-0,0/-1 06:29	MIN	0-0,0/0 07:30
Mar 13	vs. BOS	0-0,0/0 07:34	0-0,1/-3 16:23	1-1,5/0 14:08	0-2,1/0 25:04	0-2,1/-1 20:41	0-0,0/-1 12:04	MIN	0-0,4/0 11:19
Mar 17	vs. PHI	0-0,1/0 11:40	0-0,1/2 20:56	0-0,2/-3 15:37	0-0,0/-3 21:37	0-0,2/-3 17:15	0-0,2/0 11:18	MIN	0-0,2/0 12:10
Mar 18	at NYI	1-0,1/1 12:39	0-0,4/0 20:27	0-0,1/-1 13:01	0-0,5/1 22:10	0-0,2/-1 18:27	0-0,0/2 11:00	MIN	0-2,3/2 12:49
Mar 20	vs. EDM	0-0,2/-1 15:48	0-0,2/-1 20:00	1-0,0/-3 13:22	0-1,2/-4 22:27	0-1,2/-2 14:32	0-0,1/-1 11:54	MIN	DNP
Mar 22	vs. ARI	0-0,0/-3 07:57	INJ	0-0,3/0 21:05	0-0,1/2 20:37	0-2,0/2 16:52	1-2,5/2 15:56	MIN	0-0,1/-3 09:59
Mar 24	at OTT	0-0,1/-1 13:09	INJ	1-0,4/1 16:19	INJ	0-1,1/2 16:46	1-1,1/2 13:40	MIN	0-0,0/-2 12:14
Mar 26	vs. OTT	DNP	INJ	1-0,3/0 16:00	INJ	0-0,0/0 17:04	0-0,1/1 15:49	1-1,2/2 11:12	0-0,0/1 12:02
Mar 27	at NJ	0-1,2/1 09:44	INJ	0-0,2/0 15:14	INJ	0-1,3/0 17:14	1-0,4/0 13:35	1-0,4/1 12:39	DNP
Mar 30	at WSH	0-0,1/1 09:45	INJ	1-0,4/1 17:41	1-0(W),3/3 21:50	0-0,3/-1 17:06	0-1,2/0 15:17	MIN	0-1,3/2 08:39
Mar 31	vs. NYR	0-0,0/0 08:30	INJ	0-0,2/0 14:43	0-0,2/-1 23:48	0-0,1/-1 18:12	0-0,5/1 14:50	MIN	0-0,0/0 06:30
Apr 2	at FLA	0-1,1/1 10:52	INJ	0-1,5/1 15:19	INJ	0-0,1/-1 16:16	0-0,2/-1 13:55	MIN	0-0,0/0 10:35
Apr 5	at PHI	0-0,0/-1 13:34	INJ	0-0,3/0 14:13	INJ	0-0,2/-1 16:54	0-0,2/-1 12:58	MIN	0-0,0/0 11:29
Apr 7	vs. TB	0-0,5/0 14:38	INJ	INJ	INJ	1-0(W),6/0 18:36	0-2,1/2 13:33	MIN	0-0,1/-1 09:57

Skaters: Goals-Assists (Game Winning) Shots / (+/-) TOI

GAME BY GAME

Date	Opp.	CARRICK #46	RASK #49	SKINNER #53	MCKEOWN #55	VAN RIEMSDYK #57	ROY #58	KUOKKANEN #59	WALLMARK #71
Oct 7	vs. MIN	MIN	1-1,2/1 13:47	0-0,1/0 18:02	MIN	0-0,1/-1 10:56	MIN	0-0,2/0 09:51	MIN
Oct 10	vs. CBJ	MIN	0-0,1/-1 16:44	1-0,5/1 17:23	MIN	INJ	MIN	0-0,3/0 12:02	MIN
Oct 14	at WPG	DNP	0-0,0/0 16:52	1-0,4/0 19:25	MIN	INJ	MIN	0-0,0/0 11:08	MIN
Oct 17	at EDM	0-0,1/0 07:32	0-0,0/0 16:53	0-0,1/0 15:54	MIN	INJ	MIN	DNP	MIN
Oct 19	at CGY	MIN	0-0,1/-1 16:21	1-1,4/1 18:07	MIN	0-0,1/-1 14:05	MIN	DNP	MIN
Oct 21	at DAL	MIN	0-0,2/0 16:01	2-0,5/0 16:17	MIN	0-0,0/-1 15:07	MIN	DNP	MIN
Oct 24	vs. TB	MIN	0-0,3/-1 15:32	0-0,3/-2 17:19	MIN	0-0,1/-1 13:52	MIN	DNP	MIN
Oct 26	at TOR	MIN	1-1(W),1/3 13:25	0-1,2/-1 16:45	MIN	0-1,0/4 16:53	MIN	DNP	MIN
Oct 27	vs. STL	MIN	0-0,2/-1 14:35	1-0,5/1 19:33	MIN	0-0,0/0 12:54	MIN	DNP	MIN
Oct 29	vs. ANA	MIN	0-0,6/1 19:47	1-0,5/-3 16:53	MIN	0-0,1/0 13:15	MIN	0-0,1/-3 11:14	MIN
Nov 2	at COL	MIN	1-0,3/-1 17:51	0-0,4/-1 17:26	DNP	0-0,3/0 21:05	MIN	MIN	MIN
Nov 4	at ARI	MIN	0-0,1/0 15:56	0-0,5/0 20:20	0-0,1/0 09:05	0-0,3/0 19:11	MIN	MIN	MIN
Nov 7	vs. FLA	MIN	0-0,3/1 14:37	0-0,5/1 15:52	0-2,2/2 09:28	0-0,4/1 18:58	MIN	MIN	MIN
Nov 10	at CBJ	MIN	0-0,1/0 14:29	0-0,1/0 14:13	MIN	0-0,1/1 15:10	MIN	MIN	MIN
Nov 11	vs. CHI	MIN	0-0,2/1 16:12	1-0,5/1 17:35	MIN	0-0,5/0 15:37	MIN	MIN	MIN
Nov 13	vs. DAL	MIN	0-0,0/1 14:20	1-0,6/1 17:08	MIN	0-1,5/2 18:30	MIN	MIN	MIN
Nov 16	at NYI	MIN	0-0,3/-2 15:49	0-1,3/-2 18:34	MIN	0-0,0/0 17:54	MIN	MIN	MIN
Nov 18	at BUF	MIN	0-0,0/0 11:50	0-0,5/0 17:12	MIN	0-0,3/0 14:52	MIN	MIN	MIN
Nov 19	vs. NYI	MIN	DNP	0-1,3/1 14:43	MIN	0-0,0/1 17:15	MIN	MIN	MIN
Nov 22	vs. NYR	MIN	DNP	0-0,4/-3 16:51	MIN	0-0,0/-1 14:40	MIN	MIN	MIN
Nov 24	vs. TOR	MIN	0-0,4/3 14:10	0-2,3/1 19:20	MIN	0-0,3/-1 15:00	MIN	MIN	MIN
Nov 26	vs. NSH	MIN	1-1,2/1 16:52	0-0,4/-2 17:23	MIN	0-1,0/1 17:51	MIN	MIN	MIN
Nov 28	at CBJ	MIN	0-0,2/0 16:18	0-1,1/-1 17:57	MIN	0-0,0/-1 13:11	MIN	MIN	MIN
Dec 1	at NYR	MIN	0-0,3/1 14:31	0-0,3/-2 16:31	MIN	0-0,3/1 16:10	MIN	MIN	MIN
Dec 2	vs. FLA	MIN	0-0,1/0 17:51	1-0,9/1 16:01	MIN	0-0,0/0 14:00	MIN	MIN	MIN
Dec 5	at VAN	MIN	0-0,3/0 17:53	0-0,2/0 19:14	MIN	0-0,3/0 16:44	MIN	MIN	MIN
Dec 7	at SJ	MIN	1-0,2/-1 14:23	1-0,3/0 18:18	MIN	0-1,0/3 14:22	MIN	MIN	MIN
Dec 9	at LA	MIN	1-0,2/1 16:52	0-0,3/-1 19:16	MIN	0-0,0/0 17:57	MIN	MIN	MIN
Dec 11	at ANA	MIN	1-0,1/0 15:18	0-2,6/1 17:06	MIN	0-2,2/1 14:42	MIN	MIN	MIN
Dec 12	at VGK	MIN	0-0,3/0 18:20	0-1,6/0 17:00	MIN	1-0,2/2 18:40	MIN	MIN	MIN
Dec 15	at BUF	MIN	0-0,0/0 12:34	0-0,2/0 16:13	MIN	0-0,1/1 12:48	MIN	MIN	MIN
Dec 16	vs. CBJ	MIN	0-0,1/-1 12:51	0-1,2/0 14:32	MIN	0-0,2/-1 19:59	MIN	MIN	MIN
Dec 19	at TOR	MIN	0-0,2/0 15:28	1-0,7/-3 18:41	MIN	0-0,3/0 16:52	MIN	MIN	MIN
Dec 21	at NSH	MIN	1-0,3/2 15:54	0-2,2/1 16:03	MIN	0-1,0/1 15:34	MIN	MIN	MIN
Dec 23	vs. BUF	MIN	0-0,3/-2 15:48	0-1,2/-2 15:56	MIN	0-0,1/0 14:51	MIN	MIN	MIN
Dec 27	vs. MTL	MIN	0-0,2/-1 14:33	0-0,1/-1 14:38	MIN	0-0,1/-1 15:40	MIN	MIN	MIN
Dec 29	vs. PIT	MIN	0-0,0/0 17:30	0-0,2/0 17:49	MIN	0-0,0/0 15:36	MIN	MIN	DNP
Dec 30	at STL	MIN	0-0,2/0 13:13	0-0,1/0 17:47	MIN	0-0,0/1 16:02	MIN	MIN	1-0,1/0 10:31
Jan 2	vs. WSH	MIN	2-0,5/1 17:26	0-1,4/0 16:17	MIN	0-0,0/-1 16:56	MIN	MIN	0-0,1/-1 08:26
Jan 4	at PIT	MIN	0-0,0/0 14:09	1-0(W),2/1 19:22	MIN	0-0,2/0 16:18	MIN	MIN	INJ
Jan 6	at BOS	MIN	0-0,0/-2 15:31	0-0,4/-5 16:06	MIN	0-0,2/-1 19:58	MIN	MIN	INJ
Jan 9	at TB	MIN	0-0,0/2 16:40	0-0,3/-2 15:03	MIN	0-0,2/-2 16:43	MIN	MIN	MIN
Jan 11	at WSH	MIN	1-0(W),2/1 13:19	0-0,2/0 14:30	MIN	0-0,3/0 22:37	MIN	MIN	MIN
Jan 12	vs. WSH	MIN	0-0,3/-1 16:13	1-0,6/1 15:06	MIN	0-0,1/-2 21:53	MIN	MIN	0-0,1/1 10:01
Jan 14	vs. CGY	MIN	0-1,2/0 15:14	0-0,3/-2 16:46	MIN	0-0,0/0 18:34	MIN	MIN	0-0,3/-1 10:30
Jan 20	at DET	MIN	0-1,3/1 16:32	0-0,3/0 15:58	MIN	0-0,1/1 21:16	MIN	MIN	MIN
Jan 21	vs. VGK	MIN	0-0,3/-1 16:55	0-1,2/-1 19:02	0-0,1/-1 14:45	0-0,0/-1 20:46	MIN	MIN	MIN
Jan 23	at PIT	MIN	0-0,4/-2 17:08	0-0,3/0 18:41	MIN	0-1,3/0 17:13	MIN	MIN	MIN
Jan 25	at MTL	MIN	0-2,2/3 16:41	1-0,7/1 17:11	MIN	0-0,0/5 19:19	MIN	MIN	MIN
Jan 30	vs. OTT	MIN	1-0(W),3/0 17:34	0-0,6/0 15:15	MIN	0-0,0/0 19:04	MIN	MIN	MIN
Feb 1	vs. MTL	MIN	0-1,1/1 15:46	0-0,1/0 17:14	MIN	0-0,0/0 19:55	MIN	MIN	MIN
Feb 2	vs. DET	MIN	0-0,0/0 16:33	0-0,2/-2 15:58	MIN	0-0,3/-2 15:52	MIN	MIN	MIN
Feb 4	vs. SJ	MIN	0-0,0/-1 16:47	0-0,2/-2 16:52	MIN	0-0,1/-1 17:53	MIN	MIN	MIN
Feb 6	vs. PHI	MIN	0-0,1/-1 13:48	0-0,4/0 16:00	MIN	0-0,1/-1 15:05	MIN	MIN	MIN
Feb 9	vs. VAN	MIN	0-0,1/0 13:55	0-1,3/2 13:59	MIN	0-0,1/2 16:08	MIN	MIN	MIN
Feb 10	vs. COL	MIN	0-0,1/0 12:18	1-0,3/1 13:12	MIN	0-0,2/1 16:02	MIN	MIN	MIN
Feb 13	vs. LA	MIN	0-2,4/1 16:14	2-0,2/0 15:56	MIN	0-0,1/0 14:29	MIN	MIN	MIN
Feb 15	at NJ	MIN	0-1,0/0 13:45	1-0,3/1 16:30	MIN	0-0,1/-1 15:57	MIN	MIN	MIN
Feb 16	vs. NYI	MIN	0-0,4/-1 15:05	0-0,3/-1 18:17	MIN	0-0,0/-1 14:58	MIN	MIN	MIN
Feb 18	vs. NJ	MIN	0-1,3/0 14:19	1-0,3/0 20:03	MIN	0-1,2/1 17:51	MIN	MIN	0-0,2/0 04:28
Feb 23	vs. PIT	MIN	0-0,1/-4 16:43	0-0,1/-2 17:51	MIN	0-0,1/-2 14:33	MIN	MIN	MIN
Feb 24	at DET	MIN	0-1,1/1 20:04	0-0,2/-2 13:54	MIN	0-0,2/-1 15:52	MIN	MIN	0-0,1/-1 07:39
Feb 27	at BOS	MIN	0-1,2/-3 14:58	0-1,1/-1 16:56	MIN	0-0,1/0 16:11	MIN	MIN	0-0,1/0 10:33
Mar 1	at PHI	MIN	0-0,1/1 11:30	0-1,4/1 14:14	MIN	0-0,0/1 17:48	MIN	MIN	0-0,2/0 11:21
Mar 2	vs. NJ	MIN	0-1,2/1 13:44	0-0,3/0 11:49	MIN	0-0,3/0 16:25	MIN	MIN	0-0,1/0 09:27
Mar 4	vs. WPG	MIN	0-0,0/0 12:53	0-0,6/-1 17:41	MIN	0-0,2/0 14:28	MIN	MIN	0-0,0/-1 07:09
Mar 6	at MIN	MIN	0-1,2/1 15:14	0-1,1/1 15:09	MIN	0-1,2/1 16:21	MIN	MIN	0-0,3/-1 14:21
Mar 8	at CHI	MIN	0-0,1/0 15:19	0-0,9/0 15:08	MIN	0-0,1/0 16:28	MIN	MIN	MIN
Mar 12	at NYR	MIN	1-0,3/-1 10:50	0-1,6/-1 16:04	MIN	0-0,2/-2 14:07	MIN	MIN	MIN
Mar 13	vs. BOS	MIN	0-0,0/-1 17:17	0-0,3/-2 15:48	MIN	0-0,2/0 16:11	MIN	MIN	MIN
Mar 17	vs. PHI	MIN	0-0,0/-1 14:49	0-0,1/-1 14:32	MIN	0-0,1/-1 20:11	MIN	MIN	MIN
Mar 18	at NYI	MIN	1-1,3/2 11:39	0-0,4/1 16:30	MIN	1-0(W),6/2 16:30	MIN	MIN	MIN
Mar 20	vs. EDM	MIN	0-0,1/-1 13:51	0-0,2/-1 15:56	MIN	0-0,0/0 17:03	MIN	MIN	MIN
Mar 22	vs. ARI	MIN	INJ	2-1(W),4/2 15:32	0-0,1/-1 15:03	0-1,1/1 21:19	MIN	MIN	MIN
Mar 24	at OTT	MIN	INJ	1-0,4/1 15:32	0-0,0/-1 15:19	0-0,2/2 19:28	MIN	MIN	MIN
Mar 26	vs. OTT	MIN	INJ	0-0,3/1 16:10	0-0,2/3 16:20	0-1,1/1 20:34	MIN	MIN	MIN
Mar 27	at NJ	MIN	INJ	0-2,4/0 14:34	0-0,0/0 13:12	0-1,0/1 22:19	MIN	MIN	MIN
Mar 30	at WSH	MIN	INJ	0-0,0/-1 16:03	MIN	0-0,1/1 20:58	MIN	MIN	MIN
Mar 31	vs. NYR	MIN	INJ	1-0,8/1 20:42	MIN	0-0,3/-1 18:33	MIN	MIN	MIN
Apr 2	at FLA	MIN	INJ	0-0,1/-1 17:52	0-0,0/0 10:11	1-0,2/0 19:58	MIN	MIN	MIN
Apr 5	at PHI	MIN	INJ	0-1,3/-1 16:58	0-1,0/1 13:47	0-0,1/-2 19:18	MIN	MIN	MIN
Apr 7	vs. TB	MIN	INJ	0-0,1/0 16:33	0-0,0/0 16:56	0-0,2/0 21:23	0-0,1/-1 10:46	MIN	MIN

Skaters: Goals-Assists (Game Winning) Shots / (+/-) TOI

Date	Opp.	ZYKOV #73	SLAVIN #74	TERAVAINEN #86	NECAS #88	WARD #30	DARLING #33
Oct 7	vs. MIN	MIN	0-0,2/1 26:52	0-0,3/0 18:39	DNP	DND	4/27 W 65:00
Oct 10	vs. CBJ	MIN	0-0,1/0 23:51	0-0,3/-1 16:26	DNP	DND	2/27 O 63:35
Oct 14	at WPG	MIN	0-0,4/-1 21:37	0-0,4/0 15:51	DNP	DND	2/21 L 57:19
Oct 17	at EDM	MIN	1-1,2/3 27:34	2-0,3/1 13:06	0-0,0/0 06:54	3/51 W 59:46	DND
Oct 19	at CGY	MIN	0-0,1/1 24:53	0-0,1/0 17:35	DNP	DND	1/26 W 59:59
Oct 21	at DAL	MIN	0-0,3/-1 22:14	0-0,4/0 17:35	DNP	DND	4/26 L 58:06
Oct 24	vs. TB	MIN	1-0,3/1 21:13	0-0,0/-2 15:38	MIN	DND	3/27 L 59:01
Oct 26	at TOR	MIN	0-0,1/0 24:33	1-2,1/2 14:29	MIN	DND	3/34 W 60:00
Oct 27	vs. STL	MIN	0-0,2/-2 24:46	0-0,0/0 04:29	MIN	2/34 L 58:32	DND
Oct 29	vs. ANA	MIN	0-0,3/-1 23:30	0-1,1/1 18:20	MIN	DND	3/25 O 65:00
Nov 2	at COL	MIN	0-0,6/0 24:52	0-1,2/-1 16:39	MIN	5/27 L 58:23	DND
Nov 4	at ARI	MIN	0-0,1/-1 24:05	0-0,3/1 18:47	MIN	DND	1/24 O 64:47
Nov 7	vs. FLA	MIN	0-1,1/1 22:50	0-0,1/0 18:36	MIN	DND	1/31 W 60:00
Nov 10	at CBJ	MIN	0-0,1/1 25:57	0-2,0/2 15:07	MIN	1/26 W 60:00	DND
Nov 11	vs. CHI	MIN	0-0,2/-3 21:43	0-0,1/-1 15:45	MIN	DND	4/30 O 61:33
Nov 13	vs. DAL	MIN	0-1,1/2 21:18	3-1(W),4/3 17:13	MIN	DND	1/26 W 59:59
Nov 16	at NYI	MIN	0-0,2/-2 21:37	0-2,2/1 16:27	MIN	DND	5/35 L 59:21
Nov 18	at BUF	MIN	0-1,3/2 25:30	0-1,4/0 16:39	MIN	DND	1/25 W 59:47
Nov 19	vs. NYI	MIN	0-0,3/-1 24:51	2-1,6/1 14:23	MIN	2/29 W 60:00	DND
Nov 22	vs. NYR	MIN	0-0,0/-2 20:31	0-1,2/-1 16:25	MIN	DND	6/27 L 59:52
Nov 24	vs. TOR	MIN	0-0,3/-2 20:09	0-1,3/-2 20:15	MIN	4/16 40:00	1/9 L 17:40
Nov 26	vs. NSH	MIN	0-0,2/0 22:53	0-0,5/0 20:02	MIN	DND	3/35 W 65:00
Nov 28	at CBJ	MIN	0-0,1/0 23:55	0-0,2/0 18:35	MIN	DND	2/38 O 65:00
Dec 1	at NYR	MIN	0-0,1/1 23:13	0-0,0/-2 12:48	MIN	DND	3/24 L 59:36
Dec 2	vs. FLA	MIN	0-0,1/-2 21:14	0-1,3/-1 18:40	MIN	2/39 W 64:42	DND
Dec 5	at VAN	MIN	0-0,3/0 20:18	0-0,1/0 18:12	MIN	DND	3/22 L 59:55
Dec 7	at SJ	MIN	0-0,3/0 21:20	0-1,0/1 19:02	MIN	5/33 O 60:22	DND
Dec 9	at LA	MIN	0-0,0/-1 25:03	0-1,1/-3 19:53	MIN	DND	3/21 O 63:56
Dec 11	at ANA	MIN	0-0,0/1 22:07	0-0,3/-1 20:02	MIN	DND	3/23 L 58:31
Dec 12	at VGK	MIN	0-0,0/-2 23:25	0-0,2/-1 20:01	MIN	2/24 W 65:00	DND
Dec 15	at BUF	MIN	1-1(W),4/1 24:19	0-0,2/0 16:12	MIN	4/41 W 62:13	DND
Dec 16	vs. CBJ	MIN	0-0,1/0 19:52	0-0,0/-1 13:36	MIN	DND	1/36 W 59:38
Dec 19	at TOR	MIN	0-0,2/-1 16:40	0-1,0/1 13:36	MIN	DND	8/36 L 59:53
Dec 21	at NSH	MIN	0-0,1/-1 23:05	0-0,1/-1 15:46	MIN	1/29 W 60:00	DND
Dec 23	vs. BUF	MIN	0-1,1/1 22:36	0-3,4/2 16:42	MIN	2/22 W 59:58	DND
Dec 27	vs. MTL	MIN	0-1,3/1 22:16	1-0,4/2 16:33	MIN	1/24 W 59:58	DND
Dec 29	vs. PIT	MIN	0-0,1/0 21:53	0-0,1/1 18:47	MIN	1/28 W 60:00	DND
Dec 30	at STL	MIN	0-0,1/1 24:40	0-0,0/-2 15:54	MIN	DND	3/29 L 58:10
Jan 2	vs. WSH	MIN	0-0,0/-1 20:16	1-0,4/-1 17:46	MIN	5/26 O 61:47	DND
Jan 4	at PIT	MIN	0-1,0/3 23:51	1-1,2/3 14:29	MIN	0/21 W 60:00	DND
Jan 6	at BOS	MIN	0-0,2/-2 20:45	0-1,2/0 20:12	MIN	2/2 L 05:43	5/28 54:17
Jan 9	at TB	MIN	0-1,2/-2 21:27	0-2,0/-2 17:42	MIN	5/34 L 57:28	DND
Jan 11	at WSH	MIN	0-0,0/1 27:26	0-0,2/1 14:49	MIN	DND	1/28 W 59:48
Jan 12	vs. WSH	MIN	0-0,3/-2 25:36	0-0,6/0 17:27	MIN	4/27 L 59:47	DND
Jan 14	vs. CGY	MIN	0-0,1/-2 21:13	0-0,3/0 22:05	MIN	DND	4/30 L 59:46
Jan 20	at DET	MIN	0-0,1/0 24:11	0-1,2/0 17:11	MIN	1/24 W 59:38	DND
Jan 21	vs. VGK	MIN	1-0,3/0 23:48	0-0,3/0 13:35	MIN	2/25 46:56	3/8 L 12:59
Jan 23	at PIT	MIN	0-0,1/-1 22:08	0-0,3/-1 18:46	MIN	3/33 L 57:24	DND
Jan 25	at MTL	MIN	0-0,1/-2 20:01	2-1,2/3 14:38	MIN	5/31 W 60:00	DND
Jan 30	vs. OTT	MIN	0-0,5/-1 17:39	0-1,1/1 15:28	MIN	1/30 W 59:59	DND
Feb 1	vs. MTL	MIN	0-0,1/1 19:52	0-0,3/0 15:54	MIN	0/27 W 60:00	DND
Feb 2	vs. DET	MIN	0-0,6/0 23:17	0-1,4/-1 17:06	MIN	DND	4/38 L 59:51
Feb 4	vs. SJ	MIN	0-0,1/0 22:17	0-0,5/1 21:06	MIN	3/26 L 57:51	DND
Feb 6	vs. PHI	MIN	0-0,2/-1 24:07	0-1,0/-1 17:43	MIN	2/30 O 64:56	DND
Feb 9	vs. VAN	MIN	0-1,1/2 22:33	0-0,4/2 19:23	MIN	DND	1/22 W 60:00
Feb 10	vs. COL	MIN	0-1,2/1 22:55	0-0,0/-1 16:56	MIN	1/30 W 59:52	DND
Feb 13	vs. LA	MIN	1-0,3/2 19:39	0-3,1/2 15:10	MIN	3/30 W 59:42	DND
Feb 15	at NJ	MIN	0-1,1/1 20:53	0-0,2/-2 15:44	MIN	DND	5/22 L 60:00
Feb 16	vs. NYI	MIN	0-0,2/0 23:02	0-0,5/-2 20:09	MIN	2/22 L 58:06	DND
Feb 18	vs. NJ	MIN	0-1,4/2 23:42	1-0,4/1 17:44	MIN	3/21 O 63:23	DND
Feb 23	vs. PIT	MIN	0-0,0/-1 21:38	1-0,2/0 16:52	MIN	6/39 L 60:00	DND
Feb 24	at DET	MIN	0-0,4/0 21:40	0-0,2/1 20:47	MIN	DND	3/22 L 58:40
Feb 27	at BOS	MIN	0-0,2/-1 21:32	1-1,1/1 18:30	MIN	DND	4/32 O 61:05
Mar 1	at PHI	MIN	0-1,2/1 24:08	1-0(W),5/0 15:35	MIN	1/22 W 60:00	DND
Mar 2	vs. NJ	MIN	0-0,0/2 21:09	1-0(W),2/1 16:05	MIN	1/26 W 59:31	DND
Mar 4	vs. WPG	MIN	0-1,5/0 19:20	1-0,2/0 18:27	MIN	3/23 L 57:13	DND
Mar 6	at MIN	MIN	0-0,1/-3 19:51	0-0,1/0 16:10	MIN	4/13 L 23:36	2/18 36:14
Mar 8	at CHI	MIN	1-0,1/1 23:06	0-1,3/-2 14:23	MIN	DND	2/24 W 59:03
Mar 12	at NYR	MIN	0-0,1/0 20:48	1-0,3/1 17:25	MIN	DND	4/21 L 58:24
Mar 13	vs. BOS	MIN	0-0,0/-2 19:31	1-1,5/-1 16:25	MIN	5/33 L 59:42	DND
Mar 17	vs. PHI	MIN	1-1,2/1 20:23	0-1,1/1 17:11	MIN	3/26 L 59:46	DND
Mar 18	at NYI	MIN	1-1,1/1 21:20	0-1,1/1 15:47	MIN	DND	3/29 W 60:00
Mar 20	vs. EDM	0-0,2/-1 15:05	0-0,2/-2 20:00	1-0,4/0 15:22	MIN	DND	7/30 L 60:00
Mar 22	vs. ARI	2-0,5/3 12:59	0-3,3/3 24:17	1-1,2/3 14:40	MIN	5/33 W 60:00	DND
Mar 24	at OTT	0-2,2/2 13:55	0-0,4/4 26:10	0-0,1/1 14:11	MIN	2/36 W 60:00	DND
Mar 26	vs. OTT	1-0(W),3/1 14:15	0-1,0/1 20:20	0-0,1/0 15:45	MIN	1/20 W 60:00	DND
Mar 27	at NJ	0-0,1/0 15:49	0-0,1/0 25:12	0-0,3/0 18:20	MIN	DND	4/45 L 58:35
Mar 30	at WSH	0-1,1/1 16:05	0-1,4/3 23:46	0-1,2/1 16:58	MIN	DND	1/21 W 60:00
Mar 31	vs. NYR	0-0,1/-1 11:38	0-0,2/0 23:02	0-0,3/-2 19:48	MIN	2/20 L 57:18	DND
Apr 2	at FLA	0-0,1/0 15:36	0-0,2/-1 24:08	0-0,3/-1 16:59	MIN	DND	3/35 L 57:35
Apr 5	at PHI	0-1,0/0 12:55	0-0,2/0 25:11	0-1,0/1 16:57	MIN	DND	4/34 L 58:12
Apr 7	vs. TB	0-0,2/-1 08:47	0-0,3/0 21:47	0-1,3/0 18:20	MIN	2/34 W 60:48	DND

Skaters: Goals-Assists (Game Winning) Shots / (+/-) TOI

Goalies: Goals Allowed / Shots Decision Minutes Played

TRANSACTIONS

SEPTEMBER 2017
17 Returned forwards Stelio Mattheos, Morgan Geekie and Hudson Elynuik; and defensemen Noah Carroll and Brendan De Jong to their respective junior teams
19 Returned goaltender Jeremy Helvig to his junior team
20 Signed Erik Cole to a ceremonial contract; Cole announced his retirment from the NHL. The Hurricanes named Cole as team ambassador
23 Assigned forwards Clark Bishop, Warren Foegele, Steven Lorentz, Andrew Poturalski, Nick Schilkey, Spencer Smallman and Sergey Tolchinsky; defensemen Tyler Ganly, Keegan Kanzig and Josh Wesley; and goaltenders Callum Booth and Alex Nedeljkovic to Charlotte (AHL); and returned forward Gregory Hofmann to his team in Switzerland
24 Assigned forwards Patrick Brown, Julien Gauthier and Andrew Miller; and defensemen Brenden Kichton, Roland McKeown, Dennis Robertson and Philip Samuelsson to Charlotte (AHL)
28 Assigned forwards Nicolas Roy, Valentin Zykov, and Aleksi Saarela; defensemen Trevor Carrick and Jake Chelios; and goaltender Jeremy Smith to Charlotte (AHL)

OCTOBER 2017
2 Assigned forwards Phil Di Giuseppe and Lucas Wallmark to Charlotte (AHL)
3 Returned defenseman Jake Bean to his junior team and placed Lee Stempniak on injured reserve
5 Named Justin Faulk and Jordan Staal co-captains for the 2017-18 season
14 Recalled Trevor Carrick from Charlotte (AHL) and placed Trevor van Riemsdyk on injured reserve
18 Re-assigned Trevor Carrick to Charlotte (AHL)
19 Activated Trevor van Riemsdyk from injured reserve
22 Returned Martin Necas to his team in the Czech Republic
30 Assigned Janne Kuokkanen to Charlotte (AHL)
31 Recalled Patrick Brown from Charlotte (AHL)

NOVEMBER 2017
1 Recalled Roland McKeown from Charlotte (AHL)
9 Re-assigned Roland McKeown to Charlotte (AHL); Activated Lee Stempniak from injured reserve and assigned him to Charlotte (AHL) for conditioning purposes
12 Recalled Phil Di Giuseppe from Charlotte (AHL) and re-assigned Patrick Brown to Charlotte (AHL); Recalled Lee Stempniak from his conditioning loan
13 Placed Lee Stempniak on injured reserve

DECEMBER 2017
7 Tom Dundon signed agreement to purchase a majority stake in the Carolina Hurricanes
29 Recalled Lucas Wallmark from Charlotte (AHL)

JANUARY 2018
3 Recalled Aleksi Saarela from Charlotte (AHL); Placed Marcus Kruger on injured reserve
5 Activated Marcus Kruger from injured reserve and re-assigned Aleksi Saarela to Charlotte (AHL)
8 Activated Lee Stempniak from injured reserve and re-assigned Lucas Wallmark to Charlotte (AHL)
12 Tom Dundon introduced as new majority owner of the Carolina Hurricanes. Recalled Lucas Wallmark from Charlotte (AHL) and placed Brett Pesce on injured reserve
14 Re-assigned Lucas Wallmark to Charlotte (AHL)
20 Recalled Roland McKeown from Charlotte (AHL)
22 Re-assigned Roland McKeown to Charlotte (AHL)
23 Activated Brett Pesce from injured reserve
25 Assigned Haydn Fleury to Charlotte (AHL)
28 Recalled Haydn Fleury from Charlotte (AHL)

FEBRUARY 2018
9 Assigned Josh Jooris and Marcus Kruger to Charlotte (AHL)
13 Recalled Patrick Brown from Charlotte (AHL)
17 Re-assigned Patrick Brown to Charlotte (AHL); Recalled Lucas Wallmark from Charlotte (AHL)
19 Re-assigned Lucas Wallmark to Charlotte (AHL)
22 Recalled Josh Jooris from Charlotte (AHL)
23 Recalled Lucas Wallmark from Charlotte (AHL)
25 Acquired Greg McKegg from Pittsburgh in exchange for Josh Jooris; Assigned McKegg to Charlotte (AHL)

MARCH 2018
7 Named Ron Francis president of hockey operations
8 Re-assigned Lucas Wallmark to Charlotte (AHL)
11 Recalled Valentin Zykov from Charlotte (AHL)
12 Re-assigned Valentin Zykov to Charlotte (AHL)
17 Named Don Waddell interim general manager
19 Recalled Valentin Zykov from Charlotte (AHL)
21 Placed Brett Pesce and Victor Rask on injured reserve; Re-called Roland McKeown from Charlotte (AHL)
25 Recalled Warren Foegele from Charlotte (AHL)
27 Signed goaltender Jeremy Helvig to a three-year, entry-level contract
28 Re-assigned Warren Foegele and Roland McKeown to Charlotte (AHL)

APRIL 2018
1 Recalled Roland McKeown from Charlotte (AHL)
6 Recalled Nicolas Roy from Charlotte (AHL)
7 Re-assigned Haydn Fleury, Roland McKeown, Nicolas Roy and Valentin Zykov to Charlotte (AHL)
19 Named Paul Krepelka vice president of hockey operations
20 Bill Peters resigned as head coach
30 Terminated the contract of president of hockey operations Ron Francis

MAY 2018
1 Named Rick Dudley senior vice president of hockey operations
3 Acquired forward Jordan Martinook and a fourth-round selection in the 2018 NHL Draft (Luke Henman) from Arizona in exchange for forward Marcus Kruger and a third-round selection in the 2018 NHL Draft (Ty Emberson)
8 Named Rod Brind'Amour head coach and announced that Don Waddell will officially serve as president and general manager
10 Signed forward Morgan Geekie to a three-year, entry-level contract
18 Signed forward Saku Maenalanen to a one-year, two-way contract

JUNE 2018
6 Signed forward Patrick Brown to a one-year, two-way contract
8 Signed forward Andrew Poturalski to a one-year, two-way contract
11 Named Jeff Daniels assistant coach
15 Signed defenseman Michael Fora to a two-year, two-way contract
23 Acquired defenseman Dougie Hamilton, forward Micheal Ferland and defenseman Adam Fox from Calgary in exchange for defenseman Noah Hanifin and forward Elias Lindholm
25 Hired Tim Gleason to lead defensemen development
Signed forward Phil Di Giuseppe to a one-year contract
29 Signed forward Valentin Zykov to a two-year contract
30 Signed forward Andrei Svechnikov to a three-year, entry-level contract

JULY 2018
1 Signed goaltender Petr Mrazek to a one-year contract
2 Signed defenseman Dan Renouf to a one-year, two-way contract
3 Signed defenseman Calvin de Haan to a four-year contract
5 Signed defenseman Trevor van Riemsdyk to a two-year contract
9 Steve Smith resigns as assistant coach
10 Named Darren Yorke director of player personnel and Eric Tulsky vice president of hockey management and strategy
12 Signed forward Lucas Wallmark to a two-year contract
Signed forward Greg McKegg to a one-year, two-way contract
17 Named Dean Chynoweth assistant coach
23 Named Ryan Warsofsky assistant coach of Charlotte (AHL)

AUGUST 2018
2 Acquired forward Cliff Pu, a second-round selection in the 2019 NHL Draft and third- and sixth-round selections in the 2020 NHL Draft from Buffalo in exchange for forward Jeff Skinner

1979

APRIL 22 — Named Don Blackburn head coach.
JUNE 22 — Claimed Maynard Schurman from the Philadelphia Flyers and Al Sims from the Boston Bruins in NHL Expansion Draft; Selected Bob Stephenson in WHA Dispersal Draft.
AUGUST 28 — Signed Chuck Luksa as a free agent.
SEPTEMBER 20 — Signed Ken Holland as a free agent.
NOVEMBER 2 — Signed Greg Carroll as a free agent.
DECEMBER 27 — Signed Larry Giroux as a free agent.
DECEMBER 28 — Acquired Pat Boutette from the Toronto Maple Leafs for Bob Stephenson.

1980

JANUARY 17 — Obtained Tom Rowe from Washington Capitals for Alan Hangsleben.
FEBRUARY 27 — Acquired Bobby Hull from Winnipeg Jets for future considerations.
JUNE 4 — Gordie Howe retired and became director of player development.
JUNE 5 — Obtained Rick Meagher from Montreal Canadiens for 1981 third and fifth round draft picks (Paul McDermid, Don Bourbonnais) for Montreal's third and fifth picks in the same draft (Dreter Hegen, Steve Rooney).
JUNE 15 — Acquired Mike Veisor from Chicago Blackhawks for a second-round 1981 draft pick (Kevin Griffin).
AUGUST 30 — Signed Glenn Merkosky as a free agent.
DECEMBER 5 — Acquired Norm Barnes and Jack McIlhargey from Philadelphia Flyers for a 1982 second-round draft choice (later transferred to Toronto, Peter Ihnacek).
DECEMBER 16 — Obtained Mike Fidler from Minnesota North Stars for Gordie Roberts.

1981

JANUARY 15 — Acquired a 1981 fifth-round draft pick (Bill Maguire) from the New York Rangers for Nick Fotiu.
FEBRUARY 20 — Acquired Gilles Lupien from Pittsburgh Penguins for a 1981 sixth-round draft pick (Paul Edwards); Don Blackburn fired as head coach; Named assistant coach Larry Pleau as interim head coach (interim dropped on March 9).
FEBRUARY 22 — Captain Rick Ley retires due to a knee injury and becomes assistant coach.
MARCH 3 — Signed Ross Yates as a free agent.
APRIL 1 — Named Larry Pleau director of hockey operations.
APRIL 2 — Signed Dan Fridgen as a free agent.
MAY 15 — Signed Jeff Brownschidle as a free agent.
JUNE 15 — Signed Greg Millen as a free agent from the Pittsburgh Penguins. Pat Boutette and Kevin McClelland later sent to Pittsburgh as compensation.
JULY 3 — Acquired Rick MacLeish, Don Gillen, Blake Wesley, along with a first-round pick (Paul Lawless), a second-round pick (Mark Paterson) and a third round pick (Kevin Dineen) in 1982 draft from Philadelphia Flyers for Fred Arthur, Ray Allison, a first-round pick (Ron Sutter) and a third-round pick (Miroslav Dvorak) in 1982.
OCTOBER 2 — Obtained Gary Howatt from New York Islanders for a fifth-round 1983 draft pick (Bob Caulfield); Obtained Doug Sulliman, Chris Kotsopoulos and Gerry McDonald from the New York Rangers for Mike Rogers and a 10th-round 1982 pick (Simo Saarinen).
OCTOBER 5 — Claimed Rob McClanahan from the Buffalo Sabres and Mike McDougal from New York Rangers in NHL Waiver Draft.
OCTOBER 16 — Signed Paul Shmyr as a free agent.
NOVEMBER 15 — Acquired George Lyle from the Detroit Red Wings off waivers.
DECEMBER 21 — Acquired Pierre Larouche from Montreal Canadiens for a flip-flop of first-round draft picks in 1984 (Montreal selected Peter Svoboda fifth overall, Hartford chose Sylvain Cote 11th overall), Hartford's second pick in 1984 (Brian Benning – which was later traded by Montreal to St. Louis along with Rick Walmsey and Montreal's second choice – Tony Hrkac – and third choice – Robert Dirk – for St. Louis' first choice – Shayne Corson – and second – Stephane Richer – in 1984 draft), and a third-round choice in 1985 (Rocky Dundas).
DECEMBER 29 — Acquired Russ Anderson and an eighth-round draft pick in 1983 (Chris DuPerron) for Rick MacLeish.

1982

JANUARY 12 — Acquired Michel Plasse and a 1983 fourth-round draft pick (Ron Chyzowski) from the Quebec Nordiques for John Garrett.
JANUARY 29 — Traded Rob McClanahan to New York Rangers for a 10th-round 1983 draft pick (Reine Karlsson).
JUNE 2 — Named Larry Kish head coach; Larry Pleau to remain director of hockey operations.
AUGUST 19 — Acquired Greg Adams and Ken Linseman from Philadelphia along with the Flyers' first-round draft choice in 1983 (David A. Jensen) for Mark Howe; Obtained Risto Siltanen and Brent Loney from Edmonton for Ken Linseman and Don Nachbaur.
AUGUST 28 — Signed Bob Sullivan as a free agent.
SEPTEMBER 17 — Signed Archie Henderson as a free agent.
OCTOBER 3 — Acquired Mark Johnson and Kent-Erik Anderson from the Minnesota North Stars for a 1984 fifth-round draft choice (Jiri Poner) and future considerations (Jordy Douglas); Obtained Ed Hospodar from the New York Rangers for Kent-Erik Anderson.
OCTOBER 15 — Obtained Merlin Malinowski and the rights to Scott Fusco from the New Jersey Devils for Gary Howatt and Rick Meagher.
OCTOBER 22 — Acquired Paul Marshall from Toronto Maple Leafs for a 1983 10th-round draft pick (Greg Rolston).
DECEMBER 3 — Acquired Pierre Lacroix from the Quebec Nordiques for Blake Wesley.
DECEMBER 24 — Signed Randy Pierce as a free agent.

1983

JANUARY 24 — Larry Pleau assumes head coaching duties from Larry Kish.
MARCH 7 — John Cunniff named head coach.
MAY 2 — Named Emile Francis president and general manager; Larry Pleau named assistant general manager.
JULY 3 — Acquired Joel Quenneville and Richie Dunn from Calgary Flames for Mickey Volcan.
JULY 4 — Acquired Norm Dupont from Winnipeg Jets for a fourth-round pick (Chris Mills).
JULY 7 — Named Jack Evans head coach.
SEPTEMBER 18 — Acquired Steve Stoyanovich from the New York Islanders for a 1985 fifth-round pick (Tommy Hedland).
SEPTEMBER 29 — Signed Marty Howe as a free agent.
OCTOBER 1 — Acquired Greg Malone from Pittsburgh Penguins for a third-round 1985 draft pick (Bruce Racine).
OCTOBER 2 — Signed free agent Paul Fenton.
OCTOBER 3 — Claimed Mike Zuke, Bob Crawford and Mike Crombeen from St. Louis Blues in NHL Waiver Draft.
OCTOBER 4 — Acquired Torrie Robertson from the Washington Capitals for Greg Adams.
NOVEMBER 10 — Acquired Ed Staniowski from Winnipeg Jets for Mike Veisor.
DECEMBER 17 — Signed Reid Bailey as a free agent.

1984

JANUARY 21 — Signed Tony Currie as a free agent after release from Vancouver Canucks.
FEBRUARY 27 — Obtained Scot Kleinendorst from the New York Rangers for Blaine Stoughton.
FEBRUARY 29 — Signed Dave Tippett as a free agent.
MARCH 1 — Signed Mark Fusco as a free agent.
MARCH 3 — Acquired Jack Brownschidle off waivers from St. Louis Blues.
MAY 29 — Acquired Brad Shaw from the Detroit Red Wings for a 1984 eighth-round draft pick (Lars Karlsson).
SEPTEMBER 6 — Acquired Steve Weeks from the New York Rangers for a 1986 third-round draft pick (Shaun Clauston).
OCTOBER 9 — Acquired Wally Weir from Quebec Nordiques and Dave Lumley from Edmonton Oilers in NHL Waiver Draft.
NOVEMBER 16 — Acquired Pat Boutette from the Pittsburgh Penguins for the rights to Ville Siren.

1985

FEBRUARY 22 — Acquired Mike Liut and future considerations (Jorgen Pettersson) from the St. Louis Blues for Greg Millen and Mark Johnson.
MARCH 12 — Acquired Peter Sidorkiewicz and Dean Evason from the Washington Capitals for David A. Jensen.
SEPTEMBER 17 — Signed John Newberry as a free agent.
OCTOBER 7 — Obtained Stewart Gavin from Toronto Maple Leafs for Chris Kotsopoulos.
OCTOBER 8 — Purchased Tim Bothwell from the St. Louis Blues.
NOVEMBER 21 — Acquired Dave Babych from the Winnipeg Jets for Ray Neufeld.
DECEMBER 6 — Acquired Doug Jarvis from the Washington Capitals for Jorgen Pettersson.

1986

JANUARY 17 — Acquired Wayne Babych from the Quebec Nordiques for Greg Malone.
FEBRUARY 3 — Obtained Bill Gardner from the Chicago Blackhawks for a 1987 third-round draft pick (Mike Dagenais).
MARCH 8 — Acquired John Anderson from the Quebec Nordiques for Risto Siltanen.
MARCH 11 — Acquired Mike McEwen from the New York Rangers for Bob Crawford.
OCTOBER 7 — Acquired Yves Courteau from Calgary Flames for Mark Paterson.
OCTOBER 9 — Claimed Gord Sherven from Edmonton Oilers in NHL Waiver Draft.
OCTOBER 21 — Acquired Dave Barr from St. Louis Blues for Tim Bothwell.
DECEMBER 11 — Acquired Dave Semenko from the Edmonton Oilers for a third-round 1988 draft choice (Trevor Sim).

1987

JANUARY 12 — Acquired Randy Ladouceur from Detroit Red Wings for Dave Barr.
MARCH 10 — Acquired Pat Hughes from St. Louis Blues for a 1987 10th-round draft choice (Andy Cesarski).
JULY 27 — Signed free agents Roger Kortko and Tom Martin.
SEPTEMBER 8 — Acquired Bill Root from the Toronto Maple Leafs for Dave Semenko.
OCTOBER 5 — Acquired Mark Reeds from the St. Louis Blues for a third-round pick in 1989 draft (later upgraded to a 1989 second-round pick in Charles Bourgeois deal – Rick Corriveau); Acquired Brent Peterson from the Vancouver Canucks in the 1987 waiver draft.
OCTOBER 15 — Signed Dave Williams as a free agent.

TRADES AND ACQUISITIONS

1988

JANUARY 3	Acquired Neil Sheehy, Carey Wilson, and the rights to Lane MacDonald from the Calgary Flames for Dan Murzyn and Shane Churla.
JANUARY 22	Acquired Lindsay Carson from the Philadelphia Flyers for Paul Lawless.
FEBRUARY 7	Named Larry Pleau head coach, replacing Jack Evans.
FEBRUARY 27	Signed Mike McEwen as a free agent.
MARCH 8	Acquired Charlie Bourgeois and a second-round draft pick in 1989 (Blair Atcheynum) from St. Louis Blues for a 1989 second-round draft selection (Rick Corriveau); Acquired Richard Brodeur from the Vancouver Canucks for Steve Weeks.
MAY 15	Signed Mike Tomlak as a free agent.
JUNE 14	Signed Ross McKay as a free agent.
JUNE 20	Donald Conrad and Richard Gordon purchased the Hartford Whalers.
JULY 6	Acquired Ed Kastelic and Grant Jennings from Washington Capitals for Mike Millar and Neil Sheehy.
AUGUST 3	Signed Allan Tuer as a free agent.
NOVEMBER 29	Claimed Tom Martin off of waivers from Minnesota North Stars.
DECEMBER 26	Acquired Don Maloney, Brian Lawton, and Norm MacIver from the New York Rangers for Carey Wilson and a fifth-round draft choice in 1990 (Lubos Rob).

1989

MARCH 6	Acquired Jim Thomson from Washington Capitals for Scot Kleinendorst.
MARCH 7	Acquired Jim Pavese from Detroit Red Wings for Torrie Robertson.
MAY 11	Named Ed Johnston vice president and general manager.
MAY 12	Named Richard Gordon managing general partner, replacing Don Conrad.
MAY 16	Fired Larry Pleau as head coach.
JUNE 7	Named Rick Ley head coach.
JUNE 17	Acquired Pat Verbeek from New Jersey Devils for Sylvain Turgeon.
JULY 20	Named Brent Peterson assistant coach.
SEPTEMBER 13	Signed Daryl Reaugh as a free agent.
OCTOBER 2	Acquired Bo Mikael Andersson from Buffalo Sabres in the 1989 NHL Waiver Draft for $30,000.
OCTOBER 7	Acquired Mike Berger from Minnesota North Stars for the rights to Kevin Sullivan.
OCTOBER 10	Acquired Jim Ennis from Edmonton Oilers for Norm MacIver.
OCTOBER 16	Signed Steve Dykstra as a free agent.
OCTOBER 31	Acquired Chris Cichocki from New Jersey Devils for Jim Thomson.
DECEMBER 13	Acquired Randy Cunneyworth from the Winnipeg Jets for Paul MacDermid.

1990

MARCH 3	Acquired Jeff Sirkka from Boston Bruins for Steve Dykstra.
MARCH 5	Acquired Yvon Corriveau from the Washington Capitals for Mike Liut.
MARCH 11	Acquired Cam Brauer from the Edmonton Oilers for Marc Laforge.
JULY 9	Traded Jody Hull to the New York Rangers for Carey Wilson and future considerations.
JULY 16	Signed John Stevens as a free agent.
OCTOBER 1	Traded Dave Tippett to the Washington Capitals for a sixth-round draft pick in 1992 (Jarret Reid); Signed free agent Paul Cyr.
OCTOBER 3	Traded Joel Quenneville to the Washington Capitals for cash.
OCTOBER 7	Signed Todd Richards as a free agent.
OCTOBER 31	Acquired Marc Bergevin from the New York Islanders for a fifth-round choice in 1992 (Ryan Duthie).
NOVEMBER 13	Acquired Doug Crossman from the New York Islanders for Ray Ferraro.
DECEMBER 21	Acquired Rob Brown from the Pittsburgh Penguins for Scott Young.

1991

FEBRUARY 20	Acquired Doug Houda from the Detroit Red Wings for Doug Crossman.
MARCH 4	Acquired John Cullen, Zarley Zalapski and Jeff Parker from the Pittsburgh Penguins for Ron Francis, Ulf Samuelsson and Grant Jennings.
MARCH 5	Acquired Mark Hunter from the Calgary Flames for Carey Wilson.
MAY 29	Fired head coach Rick Ley.
JUNE 7	Named Jim Roberts head coach.
AUGUST 26	Acquired Paul Fenton from the Calgary Flames for a 1992 sixth-round draft pick (Joel Bouchard).
SEPTEMBER 4	Signed Mario Gosselin as a free agent.
SEPTEMBER 5	Signed Barry Pederson as a free agent.
SEPTEMBER 8	Traded Sylvain Cote to the Washington Capitals for a 1992 second-round draft pick (Andrei Nikolishin).
SEPTEMBER 17	Acquired Andrew Cassels from the Montreal Canadiens for a 1992 second-round draft pick (Valeri Bure).
OCTOBER 2	Acquired Dan Keczmer from the San Jose Sharks for Dean Evason.
OCTOBER 3	Acquired Lee Norwood from the New Jersey Devils for future considerations.
OCTOBER 4	Traded Todd Krygier to the Washington Capitals for 1993 fourth-round draft pick (later traded to the Calgary Flames, who selected Jason Smith).
OCTOBER 18	Traded Paul Fenton to the San Jose Sharks for Mike McHugh.
NOVEMBER 13	Acquired Murray Craven and a 1992 fourth-round draft pick (Kevin Smyth) from the Philadelphia Flyers for Kevin Dineen; Traded Lee Norwood to St. Louis Blues for future considerations.
NOVEMBER 21	Acquired Jukka Suomalainen from the Minnesota North Stars to complete a draft-day deal (June 22, 1991) in which Minnesota obtained Hartford's fifth round pick (Mike Kennedy) for future considerations.
DECEMBER 20	Acquired Daniel Shank from the Detroit Red Wings for Chris Tancill.

1992

JANUARY 24	Acquired Steve Konroyd from the Chicago Blackhawks for Rob Brown.
JANUARY 27	Acquired Paul Gillis from the Chicago Blackhawks for future considerations.
MARCH 10	Acquired Frank Pietrangelo from the Pittsburgh Penguins for 1994 third and seventh-round draft picks (Sven Butenschon, Serge Aubin).
MAY 12	Fired Ed Johnston as vice president and general manager.
MAY 26	Named Brian Burke general manager.
JUNE 15	Acquired Nick Kypreos from the Washington Capitals for Mark Hunter and Yvon Corriveau; Paul Holmgren named head coach; Traded Brad Shaw to the New Jersey Devils for cash.
JUNE 16	Acquired Allen Pedersen from the Minnesota North Stars for a conditional 1993 draft pick (Rick Mrozik).
JUNE 24	Signed Jim Agnew to a free agent contract.
JULY 8	Acquired Tim Kerr from the New York Rangers for a 1993 seventh-round pick (Sergei Kondrashkin).
AUGUST 20	Traded Yvon Corriveau to the Washington Capitals to complete Nick Krypreos trade.
AUGUST 28	Acquired Sean Burke and Eric Weinrich from New Jersey Devils for Bobby Holik, a 1993 second-round draft pick (Jay Pandolfo) and future considerations.
SEPTEMBER 3	Acquired Mark Janssens from the Minnesota North Stars for James Black.
SEPTEMBER 14	NHL arbitrator K. Allen Hinnegan accepts proposal of a third (Sven Butenschon) and a seventh-round draft choice (Serge Aubin) in the 1994 Entry Draft as the future considerations for Frank Pietrangelo.
OCTOBER 1	Acquired Corrie D'Alessio and a 1993 fifth-round choice (later traded back to the Vancouver Canucks in Murray Craven trade) from the Vancouver Canucks for Kay Whitmore.
OCTOBER 9	Traded Michel Picard to the San Jose Sharks for future considerations.
OCTOBER 30	Named Tom Rowe director of hockey operations.
NOVEMBER 21	Acquired Jamie Leach off waivers from the Pittsburgh Penguins.
NOVEMBER 24	Traded John Cullen to the Toronto Maple Leafs for a second-round pick in 1993 (later traded to San Jose – Vlastimil Kroupa).

1993

JANUARY 21	Acquired Yvon Corriveau from the San Jose Sharks as the future considerations for Michel Picard.
MARCH 22	Acquired Robert Kron, a conditional draft pick (Marek Malik), and future considerations (Jim Sandlak) from the Vancouver Canucks for Murray Craven and a 1993 fifth-round draft choice (Scott Walker); Acquired a sixth-round draft pick from the Detroit Red Wings (later traded back to Detroit – Tim Spitzig) for Steve Konroyd.
JUNE 1	Acquired Brad McCrimmon from the Detroit Red Wings for a 1993 fifth-round draft pick (pick had been previously acquired from Detroit in Steve Konroyd trade).
JUNE 20	Acquired Sergei Makarov from the Calgary Flames for future considerations.
JUNE 26	Traded first (Viktor Kozlov), second (Vlastimil Kroupa) and third-round draft picks (Ville Peltonen) in 1993 and future considerations (Sergei Makarov) to San Jose for the Sharks' first-round draft pick (second overall, Chris Pronger); Traded second-round draft pick (Jason Podollan) to Florida.
AUGUST 9	Signed free agents Jeff Bloemberg, Rob Corwie and Garth Premak.
SEPTEMBER 1	Brian Burke resigns as president and general manager to take the position of senior vice president and director of hockey operations for the NHL.
SEPTEMBER 8	Named Paul Holmgren general manager/head coach.
OCTOBER 4	Signed Brian Propp as a free agent.
NOVEMBER 2	Acquired Bryan Marchment and Steve Larmer from the Chicago Blackhawks for Patrick Poulin and Eric Weinrich; Acquired Darren Turcotte and James Patrick from the New York Rangers for Nick Kypreos, Barry Richter, Steve Larmer and a sixth-round draft choice (Yuri Litvinev).
NOVEMBER 3	Acquired Marc Potvin from the Los Angeles Kings for Doug Houda; Acquired Bob McGill off waivers from the New York Islanders.
NOVEMBER 10	Traded Martin Hamrlik to the St. Louis Blues for future considerations.
NOVEMBER 16	Paul Holmgren resigns as head coach to concentrate on general manager duties. Pierre McGuire named head coach.
NOVEMBER 19	Acquired Jeff Reese from the Calgary Flames for Dan Keczmer and future considerations.
DECEMBER 16	Acquired Alexander Godynyuk from the Florida Panthers for Jim McKenzie.

1994

JANUARY 24	Acquired Todd Harkins from the Calgary Flames for Scott Morrow.
JANUARY 25	Acquired Ted Crowley from the Toronto Maple Leafs for Mark Greig and a 1995 sixth-round draft pick (Doug Bonner).
MARCH 10	Acquired Gary Suter, Ted Drury and Paul Ranheim from the Calgary Flames in exchange for Zarley Zalapski, James Patrick and Michael Nylander.

MARCH 11	Acquired Frantisek Kucera and Jocelyn Lemieux from the Chicago Blackhawks for Gary Suter, Randy Cunneyworth and a 1995 third-round draft choice (later traded to Vancouver – Larry Courville).
MARCH 18	Traded Ken Belanger to the Toronto Maple Leafs for a 1994 ninth-round draft choice (Matt Ball).
JUNE 28	NHL Board of Governors approve the sale of the Hartford Whalers to Peter Karmanos Jr., Thomas Thewes and Jim Rutherford; Rutherford named chief operating officer, president and general manager; Paul Holmgren named head coach; Steve Martins acquired in supplemental draft; Signed free agent Jeff Chychrun.
JULY 13	Signed free agent Jimmy Carson to a multi-year contract.
AUGUST 18	Signed free agent Steve Rice to a multi-year contract.
AUGUST 26	Acquired Glen Wesley from the Boston Bruins for first-round draft picks in the 1995 (Kyle McLaren), 1996 (Jonathan Aitken) and 1997 (Sergei Samsonov) NHL Entry Drafts.
AUGUST 30	Edmonton awarded Bryan Marchment as compensation for signing of Steve Rice.

1995

JANUARY 18	Selected Kelly Chase and Brian Glynn in NHL Waiver Draft.
MARCH 23	Acquired Glen Featherstone, Michael Stewart, a 1995 first-round draft pick (Jean-Sebastien Giguere) and a 1996 fourth-round draft pick (Steve Wasylko) from the New York Rangers for Pat Verbeek.
MAY 31	Acquired fourth-round draft pick (Sami Kapanen) from the Los Angeles Kings for Jan. Vopat.
JULY 27	Brendan Shanahan acquired from the St. Louis Blues for Chris Pronger.
JULY 31	Acquired Jeff Bess off waiver wire from the Dallas Stars.
AUGUST 1	Signed free agent Gerald Diduck to a multi-year contract.
AUGUST 28	Signed free agents Todd Sparkes and David Williams.
OCTOBER 6	Acquired Nelson Emerson from the Winnipeg Jets for Darren Turcotte; Jason Muzzatti claimed off waivers from the Calgary Flames.
NOVEMBER 6	Fired Paul Holmgren as head coach; Named Paul Maurice head coach.
NOVEMBER 29	Dan Kesa acquired from the Dallas Stars for Robert Petrovicky.
DECEMBER 1	Jeff Reese traded to the Tampa Bay Lightning for a 1996 ninth-round draft pick (Askhat Rakhmatullin).
DECEMBER 20	Acquired Jim Dowd and a 1997 second-round draft pick (later traded to Calgary in Steve Chiasson trade, Flames selected – Dmitri Kokorev) from the New Jersey Devils for Jocelyn Lemieux and a 1998 second-round draft pick; Jeff Brown and a 1998 third-round draft pick (later traded to Calgary in Steve Chiasson trade – Paul Manning) acquired from the Vancouver Canucks for Jim Dowd, Frantisek Kucera and a 1997 second-round draft pick (Ryan Bonni).
DECEMBER 28	Acquired Kevin Dineen from the Philadelphia Flyers for a 1997 seventh-round draft pick (later re-acquired from Philadelphia in Paul Coffey trade – Andrew Merrick).

1996

OCTOBER 1	Kent Manderville signed to a one-year contract following training camp tryout; Acquired Kevin Brown from the Mighty Ducks of Anaheim for Espen Knutsen.
OCTOBER 9	Acquired Paul Coffey, Keith Primeau and a 1997 first-round draft pick (Nikos Tselios) from the Detroit Red Wings in exchange for Brendan Shanahan and Brian Glynn.
OCTOBER 12	Acquired Stu Grimson off waivers from the Detroit Red Wings.
NOVEMBER 9	Acquired Curtis Leschyshyn from the Washington Capitals for Andrei Nikolishin.
DECEMBER 15	Acquired Kevin Haller, a 1997 first-round draft pick (traded on draft day 1997 – June 21 – to San Jose [Scott Hannan] for San Jose's 1997 second-round draft pick [Brad DeFauw] and 1998 third-round draft pick [Erik Cole]), and Philadelphia's 1997 seventh-round draft pick (Andrew Merrick) for Paul Coffey and a 1997 third-round draft pick (Kris Mallette).

1997

MARCH 5	Acquired Steve Chiasson and a 1997 third-round draft pick (Francis Lessard) from the Calgary Flames for Glen Featherstone, Hnat Domenichelli, a 1997 second-round draft pick (Dimitri Kokorev) and a 1998-third round draft pick (Paul Manning).
MARCH 18	Acquired Bates Battaglia and a 1998 fourth-round draft pick (Josef Vasicek) from the Mighty Ducks of Anaheim for Mark Janssens; Acquired a 1998 eighth-round draft pick (Jaroslav Svoboda) from the Toronto Maple Leafs for Kelly Chase; Acquired Chris Murray from the Phoenix Coyotes for Gerald Diduck; Acquired Derek King from the New York Islanders for a 1997 fifth-round draft pick (Adam Edinger).
JUNE 27	Acquired Steve Leach from the St. Louis Blues for Alexander Godynyuk and a 1998 sixth-round draft pick (Brad Voth).
JULY 25	Acquired Enrico Ciccone from the Chicago Blackhawks for Ryan Risidore and a 1998 fifth-round draft pick (later traded to Toronto – Morgan Warren).
AUGUST 8	Traded Jason Muzzatti to New York Rangers for a 1998 fourth-round draft pick (Tommy Westlund).
AUGUST 11	Signed free agent Pat Jablonski.
AUGUST 14	Signed free agent Mike Fountain.
AUGUST 25	Acquired Gary Roberts and Trevor Kidd from the Calgary Flames in exchange for Andrew Cassels and Jean-Sebastien Giguere.
NOVEMBER 18	Acquired defenseman Sean Hill from the Ottawa Senators in exchange for Chris Murray.

1998

JANUARY 2	Traded Jeff Brown to the Toronto Maple Leafs in exchange for a 1999 fourth-round draft pick (pick later traded to Nashville along with future considerations for Eric Fichaud; Nashville selected Yevgeny Pavlov).
JANUARY 3	Acquired Martin Gelinas and Kirk McLean from the Vancouver Canucks in exchange for Sean Burke, Geoff Sanderson and Enrico Ciccone.
MARCH 2	Signed Mark McMahon to a multi-year contract.
MARCH 24	Acquired Ray Sheppard from the Florida Panthers in exchange for Kirk McLean.
MARCH 30	Signed Greg Koehler as a free agent.
JUNE 1	Acquired Randy Petruk from the Colorado Avalanche for a 1999 fifth-round draft pick (William Magnuson).
JULY 8	Signed 1998 fourth-round draft pick Tommy Westlund to a contract.
JULY 13	Signed Ron Francis as a free agent.
JULY 31	Acquired a conditional draft pick in the 1999 NHL Entry Draft from the Los Angeles Kings for Manny Legace.
AUGUST 11	Acquired David Karpa and fourth-round draft pick in 2000 from the Mighty Ducks of Anaheim for Stu Grimson and Kevin Haller.
SEPTEMBER 10	Signed Arturs Irbe as a free agent.
DECEMBER 29	Acquired Paul Coffey from Chicago Blackhawks for Nelson Emerson.

1999

MARCH 6	Acquired Andrei Kovalenko from the Philadelphia Flyers for Adam Burt; Assistant coach Tom Webster named head coach of the Windsor Spitfires of the Ontario Hockey League (OHL).
MAY 26	Acquired a 1999 eighth-round draft pick (Antti Jokela) from the Philadelphia Flyers in exchange for prospect Francis Lessard.
JUNE 1	Signed 1997 first-round draft pick Nikos Tselios to multi-year contract.
JUNE 22	Head coach Paul Maurice signed to a three-year contract; Assistant coaches Randy Ladouceur and Kevin McCarthy each signed three-year contracts.
JUNE 25	Goaltender Trevor Kidd selected by the Atlanta Thrashers in the 1999 NHL Expansion Draft.
JUNE 26	Carolina selected David Tanabe with their first-round pick (16th overall) in the 1999 NHL Entry Draft (16th overall); Acquired goaltender Eric Fichaud from the Nashville Predators in exchange for Carolina's 1999 fourth-round draft pick (Yevgeny Pavlov) and future considerations.
JULY 15	Signed Josef Vasicek to multi-year contract.
AUGUST 4	Agreed to one-year contract with defenseman Steve Bancroft.
AUGUST 7	Agreed to contract terms with goaltender Mark Fitzpatrick.
AUGUST 31	Agreed to one-year contracts with Eric Dandenault, Jeff Daniels, Gilbert Dionne and Todd Simon.
OCTOBER 2	Signed David Tanabe to a three-year contract and Mike Rucinski to a one-year contract.

2000

JANUARY 23	Acquired Rod Brind'Amour, Jean-Marc Pelletier and a 2000 second-round draft pick (later traded to Colorado in Sandis Ozolinsh trade – Argis Saviels) from the Philadelphia Flyers in exchange for Keith Primeau and a 2000 fifth-round pick (later transferred to the NY Islanders – Kristofer Ottoson).
FEBRUARY 11	Eric Fichaud claimed off waivers by the Montreal Canadiens.
MARCH 14	Acquired Sandy McCarthy from the Philadelphia Flyers in exchange for Kent Manderville.
MARCH 26	Signed 1998 third-round draft pick Erik Cole to a multi-year contract.
MAY 18	Agreed to terms with 1998 draft picks Jaroslav Svoboda and Brent McDonald.
MAY 31	Signed defenseman Shaun Fisher to a multi-year contract. Traded Paul Ranheim to the Philadelphia Flyers for a 2002 eighth-round draft pick.
JUNE 2	Agreed to terms with 1998 draft pick Jeff Heerema.
JUNE 24	Acquired defenseman Sandis Ozolinsh and a 2000 second-round pick (Tomas Kurka) from the Colorado Avalanche in exchange for Nolan Pratt, a first-round draft pick (Vaclav Nedorost) and two second-round draft picks (Jared Aulin, Argis Saviels) in 2000.
JUNE 25	Acquired a 2000 fourth-round pick (Niclas Wallin) from the Atlanta Thrashers in exchange for a fourth-round draft pick (Blake Robson), a fifth-round draft pick (Matt McRae) and an eighth-round draft pick (Eric Bown) in 2000.
JULY 24	Agreed to terms on a five-year contract with defenseman Sandis Ozolinsh.
JULY 31	Signed free agent defenseman Kevin Hatcher.
AUGUST 4	Acquired forwards Rob DiMaio and Darren Langdon from the New York Rangers in exchange for Sandy McCarthy and a 2001 fourth-round draft pick; Signed forward Martin Gelinas to a contract extension.
AUGUST 9	Signed free agent goaltender Tyler Moss.

2001

MARCH 1	Acquired forward Scott Pellerin from the Minnesota Wild for a third-round draft pick in the 2001 Entry Draft (later traded to NY Rangers – Garth Murray), the rights to forward Ashkat Rakhmatullin and future considerations.
JUNE 1	Signed forward Brett Lysak to a multi-year contract.

TRADES AND ACQUISITIONS

JUNE 24	Acquired forward Chris Dingman from the Colorado Avalanche in exchange for a 2001 fifth-round draft pick (Mikko Vitanen).
JUNE 24	Acquired a 2001 fourth-round draft pick (Rob Zepp) from the Philadelphia Flyers in exchange for a 2002 third-round pick (later re-acquired by Carolina – Jesse Lane).
JULY 9	Acquired defenseman Aaron Ward from the Detroit Red Wings in exchange for a future second-round draft pick, which Detroit used in 2002 (Jiri Hudler).
JULY 11	Agreed to terms with forward Chris Dingman on a one-year contract.
JULY 15	Signed defenseman Igor Knyazev to a three-year contract.
JULY 17	Signed goaltender Tom Barrasso to a one-year contract.
SEPTEMBER 28	Claimed forward Josh Holden from the Vancouver Canucks in the NHL Waiver Draft.
OCTOBER 5	Signed forward Michael Zigomanis, goaltender Rob Zepp and forward Ryan Murphy to multi-year contracts.
OCTOBER 25	Forward Josh Holden claimed off waivers by the Vancouver Canucks.
DECEMBER 5	Acquired defenseman Sean Hill from the St. Louis Blues in exchange for defenseman Steve Halko and a 2002 fourth-round pick (Lane Manson).
DECEMBER 27	Acquired defenseman Kaspars Astashenko from the Tampa Bay Lightning in exchange for defenseman Harlan Pratt.

2002

JANUARY 16	Acquired defenseman Bret Hedican, forward Kevyn Adams and defenseman Tomas Malec from the Florida Panthers in exchange for defenseman Sandis Ozolinsh and forward Byron Ritchie.
MARCH 5	Acquired goaltender Kevin Weekes from the Tampa Bay Lightning in exchange for forwards Chris Dingman and Shane Willis.
MARCH 20	Signed forward Ryan Bayda to a three-year contract.
APRIL 10	Signed defenseman Tomas Malec to a three-year contract.
JUNE 16	Signed General Manager Jim Rutherford to a multi-year contract.
JUNE 18	Signed Head Coach Paul Maurice and Assistant Coaches Randy Ladouceur and Kevin McCarthy to multi-year contracts.
JULY 9	Signed goaltender Daniel Boisclair to a three-year contract.
JULY 16	Signed defenseman Ed Hill to a three-year contract and defenseman Ryan Bast to a one-year contract.
JULY 24	Signed forward Brad Defauw to a two-year contract.
AUGUST 5	Signed defenseman Steve Halko to a one-year contract.
AUGUST 9	Signed forward Mike Watt to a one-year contract.
NOVEMBER 1	Acquired forward Jan. Hlavac and forward Harold Druken from the Vancouver Canucks in exchange for defenseman Marek Malik and forward Darren Langdon.
DECEMBER 11	Forward Harold Druken claimed off of waivers by the Toronto Maple Leafs.
DECEMBER 30	Goaltender Patrick Desrochers acquired from the Phoenix Coyotes in exchange for goaltender Jean-Marc Pelletier.

2003

JANUARY 17	Claimed forward Harold Druken off of waivers from the Toronto Maple Leafs.
FEBRUARY 7	Acquired forward Pavel Brendl and defenseman Bruno St. Jacques from Philadelphia in exchange for forward Sami Kapanen and defenseman Ryan Bast.
MARCH 9	Acquired a second-round draft pick in 2004 (later traded to Columbus – Kyle Wharton) from Toronto in exchange for defenseman Glen Wesley.
MARCH 11	Acquired forward Radim Vrbata from Colorado in exchange for forward Bates Battaglia.
MARCH 24	Signed defenseman Brad Fast to a multi-year contract.
MAY 29	Acquired defenseman Allan Rourke from Toronto in exchange for Harold Druken and Jeff Daw.
JUNE 21	Acquired defenseman Danny Markov and a third-round pick in the 2005 NHL Entry Draft from Phoenix in exchange for David Tanabe and Igor Knyazevs.
JUNE 22	Acquired forward Marty Murray from Philadelphia in exchange for a sixth-round pick in the 2004 NHL Entry Draft (Frederik Cabana).
JULY 2	Signed free agent forward Joey Tetarenko to a one-year contract.
JULY 8	Signed free agent defenseman Glen Wesley to a one-year contract.
JULY 16	Acquired defenseman Bob Boughner from Calgary in exchange for a fourth-round pick in the 2004 NHL Entry Draft (Kristopher Hogg) and future considerations.
AUGUST 6	Signed free agent forward Chad LaRose to a three-year contract.
SEPTEMBER 30	Forward Jeff Heerema claimed off of waivers by the NY Rangers.
OCTOBER 3	Signed goaltender Jamie Storr to a one-year contract. Selected goaltender Jani Hurme in the NHL Waiver Draft and traded him to Atlanta for a fourth-round pick in 2004 (Brett Carson).
OCTOBER 6	Signed forward Eric Staal to a three-year contract.
NOVEMBER 23	Forward Jeff Daniels retired as a player and joined the Hurricanes front office in a prospect and player development capacity.
DECEMBER 15	Named Peter Laviolette head coach and Kevin McCarthy and Jeff Daniels assistant coaches. Relieved Paul Maurice, Randy Ladouceur and Don Edwards of their coaching duties.

2004

JANUARY 8	Randy Ladouceur joined the front office in a prospect and player development capacity.
JANUARY 20	Acquired forward Justin Williams from Philadelphia in exchange for defenseman Danny Markov.
FEBRUARY 20	Acquired defenseman Chris Behan and Washington's third-round pick in 2004 (Casey Borer) from Colorado in exchange for defenseman Bob Boughner.
MARCH 9	Traded forward Ron Francis to Toronto in exchange for a fourth-round pick in 2005.
MAY 6	Extended the team's affiliation agreement with Lowell (AHL) through the 2008-09 season; Lowell (AHL) coach Ron Smith announced retirement. Tom Rowe named head coach and general manager for Lowell.
MAY 13	Agreed to terms with goaltender Cam Ward on a multi-year contract.
MAY 21	Named Ron Smith a professional scout for the team.
JUNE 16	Traded goaltender Arturs Irbe to Columbus for future considerations.
JUNE 18	Acquired goaltender Martin Gerber from Anaheim in exchange for defenseman Tomas Malec and a third-round pick in the 2004 draft (Kyle Klubertanz).
JUNE 26	Acquired the fourth overall pick in the first round of the 2004 Entry Draft (Andrew Ladd) from Columbus in exchange for the eighth overall pick in the first round (Alexandre Picard) and a second-round pick (Kyle Wharton).
JUNE 29	Traded forward Jaroslav Svoboda to Dallas in exchange for a fourth-round pick in the 2005 Entry Draft.
JULY 15	Signed free agent defenseman Frantisek Kaberle to a two-year contract.
AUGUST 5	Signed free agent forward Matt Cullen to a one-year contract.
AUGUST 6	Signed goaltender Craig Kowalski to a two-year contract.
AUGUST 11	Signed free agent forwards Colin Forbes and Gordie Dwyer to one-year contracts.
SEPTEMBER 15	Signed defenseman Danny Richmond to a three-year contract.

2005

JULY 28	Signed goaltender Kevin Nastiuk to a multi-year contract.
JULY 29	Acquired defenseman Mike Commodore from Calgary in exchange for a third-round pick in the 2005 Entry Draft.
JULY 29	Acquired defenseman Andrew Hutchinson from Nashville in exchange for a third-round pick in the 2005 Entry Draft.
JULY 30	Traded forward Jeff O'Neill to the Toronto Maple Leafs in exchange for a conditional pick in the 2006 Entry Draft.
AUGUST 2	Signed forward Cory Stillman to a three-year contract.
AUGUST 4	Signed defenseman Oleg Tverdovsky to a three-year contract.
AUGUST 4	Signed forwards Keith Aucoin and David Gove to one-year contracts.
AUGUST 6	Signed forward Ray Whitney to a two-year contract.
AUGUST 16	Signed defenseman Glen Wesley to a one-year contract.
AUGUST 16	Signed defenseman Chris Hajt to a one-year contract.
AUGUST 24	Signed forward Niklas Nordgren to a one-year contract.
SEPTEMBER 15	Signed forward Vince Bellissimo to a two-year contract.
SEPTEMBER 27	Signed forward Andrew Ladd to a three-year contract.
OCTOBER 3	Acquired forward Craig Adams from the Mighty Ducks of Anaheim in exchange for defenseman Bruno St. Jacques.
OCTOBER 4	Signed forward Kevin Estrada to a two-year contract.
DECEMBER 28	Acquired forward Stephen Peat from Washington in exchange for forward Colin Forbes; Assigned Peat to Lowell (AHL).
DECEMBER 28	Acquired forward Krystofer Kolanos from the Phoenix Coyotes in exchange for forward Pavel Brendl.
DECEMBER 29	Traded forward Radim Vrbata to Chicago for future considerations.

2006

JANUARY 20	Acquired defenseman Anton Babchuk and Chicago's fourth-round pick in 2007 from Chicago in exchange for defenseman Danny Richmond and Columbus' fourth-round pick in 2006.
JANUARY 30	Acquired forward Doug Weight and forward Erkki Rajamaki from the St. Louis Blues in exchange for forwards Jesse Boulerice, Mike Zigomanis and Magnus Kahnberg, Carolina's first-round pick in the 2006 Entry Draft, Toronto's fourth-round pick in the 2006 Entry Draft and Chicago's fourth-round pick in 2007.
MARCH 9	Acquired forward Mark Recchi from Pittsburgh in exchange for forward Niklas Nordgren, forward Krystofer Kolanos and a second-round pick in the 2007 NHL Entry Draft.
JULY 1	Signed goaltender John Grahame to a two-year contract.
JULY 6	Signed forward Trevor Letowski to a two-year contract.
JULY 7	Signed forward Patrick Dwyer to a two-year contract.
JULY 11	Signed forward Mike Angelidis to a three-year contract.
JULY 14	Signed defenseman Derrick Walser to a one-year contract.
JULY 18	Acquired forward Scott Walker from the Nashville Predators in exchange for forward Josef Vasicek. Signed forward Shane Willis to a one-year contract.
JULY 20	Signed defenseman J.D. Forrest to a one-year contract.
AUGUST 2	Signed forward Jesse Boulerice to a one-year contract.
AUGUST 4	Signed forward Ryan Bayda to a one-year contract.
AUGUST 24	Signed forward Joe Barnes to a three-year contract.
AUGUST 29	Signed defenseman David Tanabe to a one-year contract.
AUGUST 30	Signed forward Brad Isbister to a one-year contract.
AUGUST 31	Signed forward Stephen Peat to a one-year contract.

SEPTEMBER 29	Acquired forward Eric Belanger and defenseman Tim Gleason from the Los Angeles Kings in exchange for defenseman Oleg Tverdovsky and the rights to defenseman Jack Johnson.
NOVEMBER 21	Acquired forward Jakub Petruzalek and a conditional draft pick in 2008 from the New York Rangers in exchange for forward Brad Isbister.
NOVEMBER 29	Acquired defenseman Mark Flood from the Columbus Blue Jackets in exchange for defenseman Derrick Walser.

2007

JANUARY 8	Acquired defenseman Dennis Seidenberg from the Phoenix Coyotes in exchange for forward Kevyn Adams.
FEBRUARY 23	Acquired forward Anson Carter from the Columbus Blue Jackets in exchange for a fifth-round pick in 2008.
MARCH 26	Signed defenseman Noah Babin to a two-year contract.
APRIL 3	Signed forward Nicolas Blanchard to a three-year contract.
APRIL 10	Signed forward Bobby Hughes to a three-year contract.
APRIL 13	Signed forward Ray Whitney to a three-year contract.
MAY 17	Signed defenseman Casey Borer to a two-year contract.
MAY 18	Signed forward Jakub Petruzalek to a one-year contract.
MAY 31	Signed goaltender Cam Ward to a three-year contract.
JUNE 1	Signed defenseman Glen Wesley to a one-year contract.
JUNE 20	Signed forward Scott Walker to a three-year contract.
JUNE 23	Acquired goaltender Michael Leighton from the Montreal Canadiens in exchange for a seventh-round pick in 2007.
JULY 1	Signed forward Jeff Hamilton to a two-year contract.
JULY 2	Signed forward Jerome Samson to a three-year contract. Signed defenseman Joey Mormina, forward Trevor Gillies and forward Brandon Nolan to one-year contracts.
JULY 3	Signed forward Ryan Bayda, forward/defenseman Wade Brookbank, defensemen Tim Conboy J.D. Forrest to one-year contracts.
JULY 17	Acquired forward Matt Cullen from the New York Rangers in exchange for defenseman Andrew Hutchinson, forward Joe Barnes and a third-round pick in 2008.
JULY 27	Signed goaltender Michael Leighton to a one-year contract.

2008

JANUARY 8	Claimed forward Sergei Samsonov on re-entry waivers from Chicago.
JANUARY 17	Traded forward Craig Adams to the Chicago Blackhawks in exchange for future considerations.
JANUARY 31	Acquired forward Joe Jensen from Pittsburgh in exchange for forward David Gove.
FEBRUARY 7	Traded defenseman J.D. Forrest to San Jose in exchange for future considerations.
FEBRUARY 11	Acquired defenseman Joe Corvo and forward Patrick Eaves from Ottawa in exchange for defenseman Mike Commodore and forward Cory Stillman.
FEBRUARY 26	Acquired forward Tuomo Ruutu from Chicago in exchange for forward Andrew Ladd.
MARCH 26	Signed forward Brandon Sutter to a three-year contract.
APRIL 16	Signed forward Sergei Samsonov to a three-year contract; Signed forward Stefan Chaput to a three-year, entry-level contract; Signed forward Nick Dodge to a two-year, entry-level contract.
MAY 12	Signed defenseman Bryan Rodney to a one-year contract.
MAY 15	Signed defenseman Brett Bellemore to a three-year, entry-level contract.
MAY 19	Signed forward Harrison Reed to a three-year, entry-level contract.
JUNE 4	Signed forward Patrick Eaves to a three-year contract.
JUNE 5	Defenseman Glen Wesley announced his retirement as a player and became Hurricanes' director of defensemen development.
JUNE 6	Signed goaltender Daniel Manzato to a one-year contract.
JUNE 9	Named Jeff Daniels head coach/general manager of the Albany River Rats (AHL); Named Tom Rowe assistant coach of the Carolina Hurricanes.
JUNE 11	Signed goaltender Michael Leighton to a two-year contract.
JUNE 13	Signed forward Trevor Gillies to a one-year contract.
JUNE 19	Signed defenseman Tim Gleason to a three-year contract; Acquired the rights to forward Darcy Hordichuk from Nashville in exchange for a fifth-round draft pick in 2010.
JUNE 24	Signed forward Tuomo Ruutu to a one-year contract.
JULY 1	Acquired defenseman Joni Pitkanen from Edmonton in exchange for forward Erik Cole; Signed defenseman Anton Babchuk to a one-year contract; Signed forward Ryan Bayda and forward/defenseman Wade Brookbank to one-year contracts; Signed defenseman Tim Conboy to a two-year contract.
JULY 2	Signed defenseman Joni Pitkanen to a three-year contract; Signed defenseman Josef Melichar to a one-year contract.
JULY 3	Signed forward Dwight Helminen to a one-year contract.
JULY 9	Signed forward Chad LaRose to a one-year contract.
JULY 12	Carolina Hurricanes and the Centennial Authority announced a five-year extension of the team's lease of the RBC Center, making the final year of the lease 2024.
JULY 14	Signed defenseman Mark Flood and forwards Patrick Dwyer and Joe Jensen to one-year contracts.
JULY 30	Signed forward Drayson Bowman to a three-year, entry-level contract.
SEPTEMBER 11	Signed forward Eric Staal to a seven-year contract extension.
SEPTEMBER 15	Signed forward Matt Murley to a one-year contract.
OCTOBER 4	Signed forward Zach Boychuk to a three-year, entry-level contract.
OCTOBER 6	Signed free-agent forward Dan LaCouture to a one-year contract.
OCTOBER 31	Signed free-agent forward Michael Ryan to a one-year contract.
DECEMBER 3	Relieved Peter Laviolette of his head coaching duties; Named Paul Maurice head coach and Ron Francis associate head coach; Named Jason Karmanos vice president and assistant general manager.
DECEMBER 29	Suspended forward Dan LaCouture.

2009

FEBRUARY 7	Acquired forward Jussi Jokinen from Tampa Bay in exchange for forward/defenseman Wade Brookbank, defenseman Josef Melichar and a fourth-round pick in 2009.
MARCH 4	Acquired forward Patrick O'Sullivan and Calgary's second-round pick in 2009 from Los Angeles in exchange for Justin Williams; traded O'Sullivan and Carolina's second-round pick in 2009 to Edmonton for Erik Cole and Edmonton's fifth-round pick in 2009.
MARCH 18	Signed goaltender Mike Murphy to a three-year, entry-level contract.
MARCH 29	Signed defenseman Jamie McBain to a three-year, entry-level contract.
MAY 20	Signed free-agent forward Matthew Pistilli to a three-year, entry-level contract.
MAY 29	Signed forward Chris Terry to a three-year, entry-level contract.
JUNE 15	Signed head coach Paul Maurice to a multi-year contract; Announced that Ron Francis will return to the bench with the title associate head coach/director of player personnel; Announced that Tom Barrasso will have the title of assistant coach and that assistant coaches Kevin McCarthy and Tom Rowe will remain in their roles.
JUNE 29	Signed forward Jussi Jokinen to a two-year contract.
JULY 1	Signed forward Erik Cole to a two-year contract.
JULY 2	Signed forward Chad LaRose to a two-year contract.
JULY 8	Signed free-agent forward Steve Goertzen, defenseman Casey Borer and goaltender Justin Peters to one-year contracts.
JULY 9	Signed free-agent defenseman Jay Harrison to a one-year contract.
JULY 15	Signed free-agent forward Tom Kostopoulos to a three-year contract; Signed free-agent defenseman Andrew Alberts to a two-year contract; Signed free-agent defenseman Zack Fitzgerald and forward Mike Angelidis to one-year contracts.
JULY 20	Signed defensemen Brett Carson and Bryan Rodney to one-year contracts.
JULY 23	Signed forward Tuomo Ruutu to a three-year contract.
JULY 24	Acquired defenseman Aaron Ward from Boston in exchange for forward Patrick Eaves and a fourth-round pick in 2010.
JULY 28	Bought out the remaining year of defenseman Frantisek Kaberle's contract.
AUGUST 18	Signed free-agent forward Stephane Yelle to a one-year contract.
AUGUST 31	Acquired forward Rob Hennigar from the New York Islanders in exchange for forward Bobby Hughes.
DECEMBER 3	Acquired forward Jiri Tlusty from Toronto in exchange for the rights to forward Philippe Paradis.
DECEMBER 4	Hurricanes assistant coach Kevin McCarthy named to the Philadelphia Flyers' coaching staff.

2010

FEBRUARY 7	Traded defenseman Niclas Wallin and a 2010 fifth-round pick to San Jose for Buffalo's 2010 second-round pick.
FEBRUARY 12	Traded forward Matt Cullen to Ottawa for defenseman Alexandre Picard and Ottawa's 2010 second-round pick.
MARCH 3	Acquired goaltender Justin Pogge and Boston's fourth-round pick in 2010 or 2011 from Anaheim in exchange for defenseman Aaron Ward.
MARCH 3	Traded forward Scott Walker to Washington for Washington's 2010 seventh-round pick.
MARCH 3	Acquired defenseman Brian Pothier, forward Oskar Osala and Washington's 2011 second-round pick from the Capitals in exchange for defenseman Joe Corvo.
MARCH 3	Acquired forward Cedric LaLonde-McNicoll and Colorado's 2010 sixth-round pick from Colorado in exchange for forwards Stephane Yelle and Harrison Reed.
MARCH 3	Traded defenseman Andrew Alberts to Vancouver for Vancouver's 2010 third-round pick.
MAY 13	Acquired forward Jared Staal from Phoenix in exchange for Nashville's 2010 fifth-round pick.
JUNE 26	Acquired forward Jonathan Matsumoto from Philadelphia in exchange for Washington's 2010 seventh-round pick.
JUNE 26	Acquired forward Riley Nash from Edmonton in exchange for Ottawa's 2010 second-round pick.
JUNE 26	Acquired defenseman Bobby Sanguinetti from the NY Rangers in exchange for Carolina's 2010 sixth-round pick and Washington's 2011 second-round pick.
SEPTEMBER 17	Signed forward Patrick O'Sullivan as a free agent.
SEPTEMBER 21	Signed forward Jeff Skinner to a three-year, entry-level contract.
NOVEMBER 16	Claimed forward Troy Bodie on waivers from Anaheim.
NOVEMBER 17	Acquired defenseman Ian White and forward Brett Sutter from Calgary in exchange for defenseman Anton Babchuk and forward Tom Kostopoulos.

TRADES AND ACQUISITIONS

NOVEMBER 23 Forward Patrick O'Sullivan claimed on waivers by Minnesota; Acquired forward Ryan Carter from Anaheim in exchange for forwards Stefan Chaput and Matt Kennedy.

2011

FEBRUARY 18 Acquired defenseman Derek Joslin from San Jose in exchange for future considerations; Acquired San Jose's 2012 second-round draft pick in exchange for defenseman Ian White.
FEBRUARY 22 Acquired forward Cory Stillman from Florida in exchange for forward Ryan Carter and Carolina's 2011 fifth-round draft pick.
FEBRUARY 28 Defenseman Brett Carson claimed on waivers by Calgary; Acquired defenseman Bryan Allen from Florida in exchange for forward Sergei Samsonov.
APRIL 4 Signed defenseman Rasmus Rissanen to a three-year, entry-level contract.
APRIL 12 Signed defenseman Justin Krueger to a one-year, entry-level contract.
APRIL 15 Signed defenseman Justin Faulk to a three-year, entry-level contract.
JUNE 4 Signed defenseman Tommi Kivisto and forward Mattias Lindstrom to three-year, entry-level contracts.
JUNE 7 Named Rod Brind'Amour and Dave Lewis assistant coaches; Named Ron Francis director of hockey operations; Named Tom Rowe pro scout.
JULY 1 Signed forward Tim Brent to a two-year contract.
JULY 1 Signed goaltender Brian Boucher to a two-year contract.
JULY 1 Signed forward Alexei Ponikarovsky to a one-year contract.
JULY 2 Signed forward Justin Soryal to a one-year, two-way contract.
JULY 2 Signed forward Anthony Stewart to a two-year contract.
JULY 5 Signed defenseman Tomas Kaberle to a three-year contract.
JULY 5 Acquired Boston's 2012 fourth-round pick in exchange for defenseman Joe Corvo.
JULY 15 Signed forward Chris Durno to a one-year, two-way contract.
SEPTEMBER 22 Signed President and General Manager Jim Rutherford to a four-year contract extension.
NOVEMBER 28 Relieved Paul Maurice of his head coaching duties; Named Kirk Muller head coach.
NOVEMBER 29 Claimed forward Andreas Nodl on waivers from Philadelphia.
DECEMBER 1 Named John MacLean assistant coach.
DECEMBER 9 Acquired defenseman Jaroslav Spacek from Montreal in exchange for defenseman Tomas Kaberle.

2012

JANUARY 18 Acquired forwards Evgenii Dadonov and A.J. Jenks from Florida in exchange for forwards Jon Matsumoto and Mattias Lindstrom.
JANUARY 20 Acquired defenseman Joe Sova and a 2012 fourth-round draft pick from New Jersey in exchange for forward Alexei Ponikarovsky.
JANUARY 30 Signed defenseman Tim Gleason to a four-year contract extension.
FEBRUARY 22 Signed forward Tuomo Ruutu to a four-year contract extension.
MARCH 16 Signed defenseman Austin Levi to a three-year, entry-level contract.
APRIL 5 Signed forward Jeremy Welsh to a one-year, entry-level contract.
APRIL 10 Signed defenseman Brian Dumoulin to a three-year, entry-level contract.
APRIL 23 Signed defenseman Beau Schmitz to a three-year, entry-level contract.
APRIL 24 Signed forward Jiri Tlusty to a two-year contract.
MAY 21 Signed defenseman Jamie McBain to a two-year contract.
MAY 21 Signed defenseman Bobby Sanguinetti to a one-year, two-way contract.
MAY 21 Signed forward Nicolas Blanchard to a two-year, two-way contract.
JUNE 1 Signed forward Brody Sutter to a three-year, entry-level contract.
JUNE 1 Signed defenseman Justin Krueger to a one-year, two-way contract.
JUNE 7 Signed goaltender John Muse to a one-year, two-way contract.
JUNE 22 Acquired forward Jordan Staal from Pittsburgh in exchange for forward Brandon Sutter, defenseman Brian Dumoulin and Carolina's 2012 first-round (8th overall) draft pick.
JULY 1 Signed forward Jordan Staal to a 10-year contract extension. Signed defenseman Joe Corvo to a one-year contract. Signed goaltender Justin Peters to a two-year contract. Signed forward Brett Sutter to a one-year, two-way contract.
JULY 11 Signed defenseman Marc-Andre Gragnani to a one-year, two-way contract.
JULY 13 Signed forward Chris Terry to a two-year, two-way contract.
JULY 19 Signed forward Tim Wallace to a one-year, two-way contract.
JULY 20 Signed forward Jerome Samson to a one-year, two-way contract.
JULY 23 Signed forward Drayson Bowman to a two-year contract.
JULY 24 Signed defenseman Jay Harrison to a three-year contract extension. Signed forward Zach Boychuk to a one-year, two-way contract.
JULY 26 Signed forward Alexander Semin to a one-year contract.
AUGUST 8 Signed forward Jeff Skinner to a six-year contract extension.
SEPTEMBER 5 Signed forward Patrick Dwyer to a two-year contract extension.
SEPTEMBER 11 Signed forward Jeremy Welsh to a two-year contract.

2013

JANUARY 13 Signed goaltender Dan Ellis to a one-year contract. Acquired forward Kevin Westgarth from Los Angeles in exchange for forward Anthony Stewart, a 2013 fourth-round draft pick and a 2014 sixth-round draft pick in 2014. Acquired forward Luke Pither from Philadelphia in exchange for goaltender Brian Boucher and defenseman Mark Alt.
JANUARY 31 Forward Zach Boychuk claimed on waivers by Pittsburgh.
MARCH 13 Signed defenseman Danny Biega to a three-year, entry-level contract.
MARCH 14 Signed defenseman Keegan Lowe to a three-year, entry-level contract.
MARCH 16 Claimed forward Adam Hall on waivers from Tampa Bay.
MARCH 21 Claimed forward Zach Boychuk on waivers from Nashville.
MARCH 25 Signed forward Alexander Semin to a five-year contract extension.
APRIL 2 Acquired defenseman Marc-Andre Bergeron from Tampa Bay in exchange for forward Adam Hall and a 2013 seventh-round draft pick.
APRIL 3 Acquired a conditional 2013 sixth- or seventh-round draft pick from Pittsburgh in exchange for forward Jussi Jokinen. Signed forward Brock McGinn to a three-year, entry-level contract.
APRIL 10 Signed forward Brendan Woods to a three-year, entry-level contract.
JUNE 25 Signed forward Brett Sutter to a one-year, two-way contract.
JUNE 28 Signed defenseman Brett Bellemore to a one-year, two-way contract.
JUNE 30 Acquired defenseman Andrej Sekera from Buffalo in exchange for a 2013 second-round draft pick and defenseman Jamie McBain.
JULY 5 Signed goaltender Anton Khudobin and defenseman Mike Komisarek to one-year contracts.
JULY 9 Signed forward Riley Nash to a two-year, two-way contract.
JULY 10 Signed defensemen Matthew Corrente and Mark Flood, as well as forward Aaron Palushaj to one-year, two -way contracts.
JULY 11 Signed defenseman Michal Jordan to a one-year, two-way contract.
JULY 15 Signed forward Elias Lindholm to a three-year, entry-level contract.
JULY 16 Signed forward Jared Staal to a one-year, two-way contract.
JULY 19 Signed forward Zac Dalpe to a one-year, two-way contract.
JULY 25 Signed forward Nathan Gerbe to a one-year, two-way contract.
AUGUST 20 Signed forward Zach Boychuk to a one-year, two-way contract.
AUGUST 22 Signed forward Sergey Tolchinsky to a three-year, entry-level contract.
SEPTEMBER 12 Signed defenseman Ron Hainsey to a one-year contract.
SEPTEMBER 29 Acquired forward Kellan Tochkin and a 2014 fourth-round pick from Vancouver in exchange for forwards Zac Dalpe and Jeremy Welsh.
OCTOBER 2 Signed forward Radek Dvorak to a one-year contract.
OCTOBER 31 Signed forward Manny Malhotra to a one-year contract.
DECEMBER 6 Agreed to terms with forward Carter Sandlak on a three-year, entry-level contract.
DECEMBER 30 Acquired forward Greg Nemisz from Calgary in exchange for forward Kevin Westgarth.

2014

JANUARY 1 Acquired defensemen John-Michael Liles and Dennis Robertson from Toronto in exchange for defenseman Tim Gleason.
MARCH 5 Acquired forward Andrei Loktionov and a conditional draft pick from New Jersey in exchange for forward Tuomo Ruutu.
APRIL 12 Signed forward Patrick Brown to a two-year, entry-level contract.
APRIL 28 Named Ron Francis general manager, Brian Tatum assistant general manager and Mike Vellucci assistant general manager and director of hockey operations. Jim Rutherford to remain in role of team president.
MAY 5 Relieved Kirk Muller, Dave Lewis and John MacLean of their coaching duties. Greg Stefan reassigned to pro scouting staff.
JUNE 19 Named Bill Peters head coach.
JUNE 20 Named Ricky Olczyk assistant general manager.
JUNE 24 Named Steve Smith assistant coach.
JULY 1 Named Don Waddell team president.
JULY 1 Signed forward Brad Malone to a two-year contract.
JULY 1 Signed forward Jay McClement to a one-year contract.
JULY 1 Signed goaltender Drew MacIntyre to a one-year, two-way contract.
JULY 3 Signed defenseman Tim Gleason to a one-year contract.
JULY 4 Signed forward Ben Holmstrom to a one-year, two-way contract.
JULY 15 Named David Marcoux goaltending coach.
NOVEMBER 20 Claimed forwad Andrej Nestrasil on waivers from Detroit.
DECEMBER 18 Traded defenseman Jay Harrison to Winnipeg in exchange for Ottawa's 2015 sixth-round pick.

2015

FEBRUARY 25 Acquired a third-round selection in the 2016 NHL Draft and either a fifth- or sixth-round pick in the 2015 NHL Draft from Winnipeg in exchange for forward Jiri Tlusty.
FEBRUARY 25 Acquired defenseman Roland McKeown and a first-round draft pick from Los Angeles in exchange for defenseman Andrej Sekera.
FEBRUARY 28 Acquired defenseman Jack Hillen and a fourth-round pick in the 2015 NHL Draft from Washington in exchange for defenseman Tim Gleason.
MARCH 22 Signed goaltender Rasmus Tirronen to a one-year, entry-level contract.
APRIL 30 Team announced it would not renew the contract of AHL coach Jeff Daniels.
JUNE 15 Signed foward Derek Ryan to a one-year, two-way contract.
JUNE 27 Acquired goaltender Eddie Lack from Vancouver in exchange for Carolina's third-round pick in 2015 and seventh-round pick in 2016.
JUNE 27 Acquired defenseman James Wisniewski from Anaheim in exchange for goaltender Anton Khudobin.
JULY 1 Bought out the remainder of forward Alexander Semin's contract.
JULY 1 Signed forward T.J. Hensick to a one-year, two-way contract.
JULY 3 Named Mark Morris as head coach of the Charlotte Checkers (AHL).
AUGUST 31 Named Mark Craig, Jeff Daniels and Ray Whitney to the pro scouting staff, and named Don Elland to the amateur scouting staff.
SEPTEMBER 11 Acquired forwards Kris Versteeg and Joakim Nordstrom and Chicago's third-round pick in 2017 from Chicago in exchange for defenseman Dennis Robertson and Jake Massie and Carolina's fifth-round pick in 2017.

2016

FEBRUARY 28	Acquired forward Aleksi Saarela and second-round picks in 2016 and 2016 NHL Drafts from the New York Rangers in exchange for forward Eric Staal.
FEBRUARY 28	Acquired forward Valentin Zykov and a conditional fifth-round pick in the 2016 NHL Draft from the Los Angeles Kings in exchange for forward Kris Versteeg.
FEBRUARY 29	Acquired defenseman Dennis Robertson from Chicago in exchange for goaltender Drew MacIntyre.
FEBRUARY 29	Acquired forward Anthony Camara, a third-round pick in the 2016 NHL Draft and a fifth-round pick in the 2017 NHL Draft from Boston in exchange for defenseman John-Michael Liles.
MARCH 7	Acquired forward Dane Fox from Vancouver in exchange for future considerations.
MARCH 8	Signed forward Andrew Poturalski to a two-year, entry-level contract.
APRIL 22	Signed defenseman Jake Chelios to a one-year, two-way contract.
MAY 2	Announced that Charlotte Checkers (AHL) Head Coach Mark Morris had accepted the head coaching position at St. Lawrence University.
MAY 31	Named Ulf Samuelsson head coach of the Charlotte Checkers (AHL).
JUNE 15	Acquired forwards Bryan Bickell and Teuvo Teravainen from Chicago in exchange for the NY Rangers' 2016 second-round draft pick and Chicago's own 2017 third-round draft pick (previously acquired by Carolina)
JULY 1	Signed forward Lee Stempniak to a two-year contract.
JULY 1	Signed forward Viktor Stalberg to a two-year contract.
JULY 1	Signed forward Andrew Miller toa one-year, two-way contract.
JULY 3	Signed defenseman Matt Tennyson to a one-year, two-way contract.
SEPTEMBER 7	Signed goaltender Michael Leighton to a one-year, two-way contract.
OCTOBER 9	Claimed forward Martin Frk on waviers from Detroit.
OCTOBER 9	Signed defenseman Jakub Nakladal to a one-year contract.
OCTOBER 11	Claimed defenseman Klas Dahlbeck on waivers from Arizona.
OCTOBER 11	Acquired forward Connor Brickley from Florida in excahnge for forward Brody Sutter.
DECEMBER 31	Signed equipment manager Jorge Alves to a professional tryout contract to serve as backup goaltender.

2017

JANUARY 4	Claimed forward Ty Rattie on waviers from St. Louis.
FEBRUARY 21	Acquired defenseman Philip Samuelsson from Montreal in exchange for defenseman Keegan Lowe.
FEBRUARY 23	Acquired forward Danny Kristo and a 2017 second-round draft pick from Pittsburgh in exchange for defenseman Ron Hainsey.
FEBRUARY 28	Acquired a 2017 third-round pick from Ottawa in exchange for forward Viktor Stalberg.
APRIL 11	Relieved David Marcoux of his goaltending coaching duties.
APRIL 29	Acquired goaltender Scott Darling from Chicago in exchange for Ottawa's 2017 third-round draft pick.
JUNE 15	Named Hurricanes Assistant General Manager / Director of Hockey Operations Mike Vellucci head coach of the Charlotte Checkers (AHL).
JUNE 17	Named Mike Bales goaltending coach for the Hurricanes.
JUNE 22	Acquired defenseman Trevor van Riemsdyk from Vegas in exchange for Pittsburgh's 2017 second-round draft pick.
JUNE 29	Acquired defenseman Keegan Kanzig and Calgary's 2019 sixth-round draft pick from Calgary in exchange for goaltender Eddie Lack, defenseman Ryan Murphy and a 2019 seventh-round draft pick.
JULY 1	Signed forward Justin Williams to a two-year contract.
JULY 1	Signed forward Josh Jooris to a one-year contract.
JULY 1	Signed goaltender Jeremy Smith to a one-year, two-way contract.
JULY 1	Signed defenseman Brenden Kichton to a one-year, two-way contract.
JULY 2	Acquired forward Marcus Kruger from Vegas in exchange for a 2018 fifth-round draft pick.
JULY 14	Signed forward Martin Necas to a three-year, entry-level contract.
JULY 27	Signed forwad Phil Di Giuseppe to a one-year, two-way contract.
AUGUST 1	Signed defenseman Brett Pesce to a six-year contract extension.

2018

FEBRUARY 25	Acquired forward Greg McKegg from Pittsburgh in exchange for forward Josh Jooris.
MARCH 27	Signed goaltender Jeremy Helvig to a three-year, entry-level contract.
MAY 3	Acquired forward Jordan Martinook and a fourth-round selection in the 2018 NHL Draft (Luke Henman) from Arizona in exchange for forward Marcus Kruger and a third-round selection in the 2018 NHL Draft (Ty Emberson).
MAY 10	Signed forward Morgan Geekie to a three-year, entry-level contract.
MAY 18	Signed forward Saku Maenalanen to a one-year, two-way contract.
JUNE 6	Signed forward Patrick Brown to a one-year, two-way contract.
JUNE 8	Signed forward Andrew Poturalski to a one-year, two-way contract.
JUNE 15	Signed defenseman Michael Fora to a two-year, two-way contract.
JUNE 23	Acquired defenseman Dougie Hamilton, forward Micheal Ferland and defenseman Adam Fox from Calgary in exchange for defenseman Noah Hanifin and forward Elias Lindholm.
JUNE 25	Signed forward Phil Di Giuseppe to a one-year contract.
JUNE 29	Signed forward Valentin Zykov to a two-year contract.
JUNE 30	Signed forward Andrei Svechnikov to a three-year, entry-level contract.
JULY 1	Signed goaltender Petr Mrazek to a one-year contract.
JULY 2	Signed defenseman Dan Renouf to a one-year, two-way contract.
JULY 3	Signed defenseman Calvin de Haan to a four-year contract.
JULY 5	Signed defenseman Trevor van Riemsdyk to a two-year contract.
JULY 12	Signed forward Lucas Wallmark to a two-year contract.
	Signed forward Greg McKegg to a one-year, two-way contract.
AUGUST 2	Acquired forward Cliff Pu, a second-round selection in the 2019 NHL Draft and third- and sixth-round selections in the 2020 NHL Draft from Buffalo in exchange for forward Jeff Skinner.

NOVEMBER, 1971 — The World Hockey Association awards franchise to sports enthusiasts and businessmen Howard Baldwin, John Colburn, Godfrey Wood and William Barnes.

JANUARY, 1972 — Jack Kelley, a highly successful coach at Boston University, joins the New England WHA franchise as coach and general manager. Newly formed team is named "WHALERS" because it contains the letters of the new league and it carries with it a part of the New England heritage.

APRIL 19, 1972 — Larry Pleau becomes the first player to sign a Whalers contract. Later in the month, Brad Selwood, Rick Ley and Jim Dorey from the Toronto Maple Leafs and Tim Sheehy of Boston College/U.S. Olympic Team also join the club.

OCTOBER 12, 1972 — Whalers play their first WHA game. Rebounding from a 2-0 deficit, the Whalers defeat the visiting Philadelphia Blazers 4-3 before 14,442 spectators at the Boston Garden. Tommy Williams scores first Whalers goal and Larry Pleau collects first Whalers game-winning goal.

MAY 6, 1973 — Whalers defeat Winnipeg Jets 9-6 on national television (CBS) to gain World Trophy as the "Top Team" in the first season of the WHA. Jack Kelley is named later in month as the winner of the WHA's Coach-of-the-Year Trophy while forward Terry Caffery is named the WHA's Top Rookie.

APRIL 6, 1974 — Whalers play their first game in Springfield, Mass. by coming back from a two-goal deficit to defeat the Chicago Cougars in the first game of the 1974 playoffs 6-4.

JANUARY 11, 1975 — Whalers play first hockey game at new Hartford Civic Center before a sellout crowd of 10,507. After falling behind, they battle back to defeat the San Diego Mariners 4-3 in overtime, with Garry Swain scoring at 5:45.

JANUARY 18, 1977 — Hartford plays host to the 1977 WHA All-Star Game. The East Division defeats the West Division 4-2 as future Whalers goaltender Louis Levasseur is selected Most Valuable Player for the East.

MAY 23, 1977 — Whalers outduel the NHL to sign the entire Howe family (Gordie, Mark and Marty) to long-term contracts.

JANUARY 18, 1978 — At 4:30 a.m., under the weight of snow and ice, the Hartford Civic Center Coliseum roof collapses. Springfield, Mass., welcomes the Whalers back and the "91 Club" is born. Over the next two years, the Whalers ask their fans to remain loyal while the Hartford roof is repaired and the building enlarged. Fewer than 300 people cancel their season tickets. When the building reopens, the "91 Club" has 4,200 members.

JUNE 22, 1979 — Whalers join the National Hockey League with three other WHA clubs – Edmonton, Quebec and Winnipeg – as the NHL expands to 21 teams for the 1979-80 season. The World Hockey Association officially ceases operation.

OCTOBER 11, 1979 — Whalers play their first NHL regular-season game at Minnesota. The North Stars win 4-1 with Gordie Roberts scoring the first Whalers NHL goal at 14:15 of the third period.

FEBRUARY 6, 1980 — After an absence of two years and 19 days, the Whalers are "Home At Last." The Whalers come back from a two-goal deficit to defeat the Los Angeles Kings 7-3 before a capacity crowd of more than 14,000 at the Hartford Civic Center.

APRIL 6, 1980 — The Whalers defeat the Detroit Red Wings 5-3 to finish their first NHL season and qualify for postseason play for the eighth straight year of their eight-year existence. The Whalers set six expansion team records.

JUNE 6, 1980 — Gordie Howe announces his retirement as a player, ending a 32-year career. He joins the Whalers front office.

FEBRUARY 18, 1981 — Gordie Howe's number 9 is officially retired.

MAY 2, 1983 — Emile Francis, after building winning teams in New York and St. Louis, joins the Whalers as president and general manager.

MARCH 24-APRIL 1, 1984 — Whalers collect seven points in their last six games and finish the season as the most improved team in the NHL. They total 66 points, 21 more than the previous season, and tie or break 57 club records.

FEBRUARY, 1985 — Ron Francis becomes first Whaler to play in two NHL All-Star Games. He also is named team captain on February 22 when the Whalers acquire Mike Liut and future considerations (Jorgen Pettersson) from St. Louis for veterans Greg Millen and former team captain Mark Johnson.

MARCH 10-29, 1985 — Whalers go on a nine-game unbeaten streak, including a club-record seven straight wins.

FEBRUARY 4, 1986 — The Whalers host the 38th NHL All-Star Game before a sellout crowd of 15,126. Bryan Trottier nets the game-winner in overtime to give the Wales Conference a thrilling 4-3 victory over the Campbell Conference All-Stars. Sylvain Turgeon records an assist in the game.

APRIL 12, 1986 — The Whalers complete a three-game playoff sweep of regular-season Adams Division champ Quebec with a 9-4 victory at the Civic Center. John Anderson leads the Whalers attack with six points.

APRIL 29, 1986 — Montreal's Claude Lemieux scores at 5:55 of overtime to give the Canadiens a 2-1 victory over the Whalers in the seventh game of the Adams Division Championship series.

JUNE, 1986 — Emile Francis is named NHL Executive of the Year by both The Sporting News and The Hockey News.

DECEMBER 26, 1986 — Doug Jarvis supplants Garry Unger as the NHL's Ironman by participating in his 915th consecutive NHL game. In a close-checking "Jarvis-style" contest, the Whalers skate to a 1-1 tie with Montreal.

APRIL 4, 1987 — The Whalers score three goals in less than four minutes during the third period, overcoming a 3-2 deficit to beat the Rangers 5-3 and clinch first place in the Adams Division.

FEBRUARY 7, 1988 — Larry Pleau is named head coach of the Hartford Whalers. Pleau, 40, replaces Jack Evans, who served as the Whalers coach since the 1983-84 season.

FEBRUARY 9, 1988 — Kevin Dineen becomes the first Whaler to start in an NHL All-Star Game, helping lead the Wales Conference over the Campbell Conference 6-5 with two assists, including the game-winner to Mario Lemieux in overtime.

MARCH 29, 1988 — The Buffalo Sabres defeat the Quebec Nordiques 3-1, thus eliminating the Nordiques from the playoff race and clinching a playoff spot for the Whalers for the third straight year. The Whalers trailed the Nordiques by three points on March 19, but made up 10 points in as many days to push Quebec out of the playoffs.

SEPTEMBER 7, 1988 — The sale of the Hartford Whalers by the team's 16 partners to Donald Conrad and Richard Gordon is approved by the NHL Board of Governors.

JANUARY 20, 1989 — Gordie Howe, Rick Ley, Jack Kelley, Bob Schmertz, Frank Keyes and Ella Grasso are honored as charter inductees of the Hartford Whalers Hall of Fame.

MAY 11, 1989 — Ed Johnston is named vice president and general manager of the Whalers. Emile Francis retains position as team president (formally announced on June 6).

JUNE 7, 1989 — Former Whalers captain Rick Ley is named head coach of the Whalers, replacing Larry Pleau.

JUNE 18, 1989 — The NHL formally approves Richard Gordon and Colonial Realty as Whalers owners.

SEPTEMBER 6, 1989 — Whalers officially open their new training and practice facility at Avon Old Farms School.

MARCH 21, 1990 — Dave Keon and Howard Baldwin are inducted into the Whalers Hall of Fame at second annual induction ceremonies.

FEBRUARY 23, 1991 — Whalers clinch playoff spot for sixth straight season.

APRIL 1, 1991 — Pat Verbeek is only NHL player to lead team in goals scored and penalty minutes for second straight year.

JUNE 7, 1991 — Jim Roberts is named head coach of the Whalers, replacing Rick Ley.

NOVEMBER 26, 1991 — Defenseman Randy Ladouceur named the Whalers' 10th team captain in their 20-year history.

APRIL 1, 1992 — NHL players stage a strike, suspending the season for 10 days.

MAY 2, 1992 — Whalers extend the Montreal Canadiens to the second overtime in Game 7 of the Adams Division Semifinals. Russ Courtnall's goal at 12:02 a.m. (25:26 of OT) ends the Whalers' first NHL season to extend into May.

MAY 26, 1992 — Whalers name Brian Burke general manager, replacing Ed Johnston, who had been relieved of his duties on May 12.

JUNE 2, 1992 — Whalers introduce new uniforms. The club changes to a predominant navy blue color scheme after 20 seasons in green.

JUNE 15, 1992 — Whalers hire Paul Holmgren to replace Jim Roberts as head coach.

APRIL 16, 1993 — Whalers finish the season with a 26-52-6 record and miss the playoffs for the first time since 1985.

JUNE 26, 1993 — Whalers flip first round draft picks with San Jose and select Chris Pronger second overall in the 1993 NHL Entry Draft.

JUNE 30, 1993 — Emile Francis announces his retirement, ending a 47-year hockey career.

SEPTEMBER 1, 1993 — Brian Burke resigns as club president and general manager to join the NHL front office as executive vice president and director of hockey operations.

SEPTEMBER 8, 1993 — Paul Holmgren is named acting general manager. He remains as head coach. Assistant coach Pierre McGuire elevated to assistant general manager. Kevin Maxwell named director of player personnel. Paul Gillis moved from an assistant coach in Springfield to an assistant coach of Hartford.

NOVEMBER 17, 1993 — Paul Holmgren steps aside as head coach to concentrate on general manager duties. Pierre McGuire named head coach.

JUNE 28, 1994 — Whalers purchased by Peter Karmanos Jr., Thomas Thewes and Jim Rutherford (KTR) for $47.5 million. Jim Rutherford named president and general manager. Paul Holmgren named head coach. Whalers draft Jeff O'Neill fifth overall as they host the 1994 NHL Entry Draft in the Civic Center.

MAY 3, 1995 — Whalers complete the abbreviated 1994-95 season with an increase in average attendance for the first time since 1987-88 (12.8%). Though they miss the playoffs for the third straight year, the Whalers have the NHL's best overtime record (4-0-5) for the second straight season.

JULY 27, 1995 — Whalers acquire Brendan Shanahan from St. Louis for Chris Pronger.

NOVEMBER 6, 1995 — Whalers replace head coach Paul Holmgren with Paul Maurice.

DECEMBER 28, 1995 — Whalers re-acquire Kevin Dineen from the Philadelphia Flyers for future considerations.

JANUARY 31-FEBRUARY 11, 1996 — The Whalers win the last five games of a six-game road trip, the best road trip in club history (5-1-0).

APRIL 14, 1996 — Whalers complete the season with their best record (34-39-9) since the 1989-90 season (38-33-9). The team's home record is 22-15-4, which is the Whalers' best home-ice record since 1986-87.

OCTOBER 9, 1996 — Whalers acquire Keith Primeau, Paul Coffey and a 1997 first-round draft pick from Detroit in exchange for Brendan Shanahan and Brian Glynn.

DECEMBER 15, 1996 —Whalers acquire Kevin Haller, a first-round and a seventh-round draft pick in 1997 from Philadelphia in exchange for Paul Coffey and a third-round draft pick in 1997.

JANUARY 18, 1997 — Whaler's head coach Paul Maurice serves as an assistant coach at the 47th All-Star Game. Geoff Sanderson represents the Whalers, scoring a goal.

MARCH 18, 1997 — Whalers complete four deals at the trading deadline. Acquired Derek King, Chris Murray, Bates Battaglia, a fourth-round draft pick in 1998 and an eighth-round draft pick in 1998 by the end of the day.

MARCH 26, 1997 — Whalers announce at a press conference that the team has signed an exit agreement with the Connecticut Development Authority to leave Hartford at the end of the season.

APRIL 13, 1997 — Kevin Dineen scores the game winner as Hartford scores a 2-1 win over the Tampa Bay Lightning in the franchise's final game in Hartford.

MAY 6, 1997 — Peter Karmanos announces that the team will relocate to Raleigh, N.C. The team will play in Greensboro, NC, for the first two seasons while a new arena is being built.

JUNE 2, 1997 — Hurricanes open office in Morrisville, NC, to prepare for first season in North Carolina.

JUNE 16, 1997 — Peter Karmanos and Jim Rutherford unveil logo.

AUGUST 25, 1997 — Carolina acquires Trevor Kidd and Gary Roberts from Calgary for Andrew Cassels and Jean-Sebastien Giguere.

SEPTEMBER 13, 1997 — Carolina plays its first preseason game against the New York Islanders at the Greensboro Coliseum.

OCTOBER 1, 1997 — Carolina opens the franchise's 19th NHL season and first as the Carolina Hurricanes at Tampa Bay with a 4-2 loss. Kevin Dineen scores the first goal for the Hurricanes.

OCTOBER 10, 1997 — Carolina registers its first win with a 2-1 victory over the New Jersey Devils. Steve Leach scores the game-winner.

JANUARY 3, 1998 — Carolina acquires Martin Gelinas and Kirk McLean from Vancouver for Sean Burke, Geoff Sanderson and Enrico Ciccone.

FEBRUARY 7, 1998 — The NHL shuts down for three weeks as NHL players compete at the Winter Olympics in Nagano, Japan. Carolina's Sami Kapanen plays for Team Finland, winning a Bronze Medal, and Keith Primeau completes the Olympic Tournament tied for third in scoring for Team Canada.

FEBRUARY 18, 1998 — Carolina tenders offer sheet to Sergei Fedorov. NHL disputes offer sheet, so it goes to an arbitrator, John Sands, who rules the offer sheet to be valid on Feb. 26, 1998. Detroit matches offer sheet shortly after ruling that same day.

MARCH 9, 1998 — Trevor Kidd named NHL Player of the Week after posting a 3-0-0 record with a .968 save percentage and a 1.00 GAA.

MARCH 24, 1998 — Peter Karmanos receives Lester Patrick Award, which is presented annually to those individuals who have performed "outstanding service to hockey in the United States."

MARCH 30, 1998 — Keith Primeau named NHL Player of the Week after totaling eight points (4g, 4a) and a (+7) in a 3-1-0 week.

APRIL 14, 1998 — Carolina eliminated from playoffs during the final week of the season for the fourth year in a row.

JULY 13, 1998 — Hurricanes sign franchise all-time leading scorer Ron Francis to a free agent contract.

OCTOBER 28, 1998 — Carolina shuts out the Chicago Blackhawks 2-0 to take over the Southeast Division lead. The Hurricanes never relinquish the lead, remaining in first place for 173 consecutive days.

NOVEMBER 2, 1998 — Goaltender Arturs Irbe named NHL Player of the Week (October 26-November 1) and NHL Player of the Month for October.

DECEMBER 29, 1998 — Hurricanes acquire future Hall of Fame defenseman Paul Coffey from the Chicago Blackhawks in exchange for Nelson Emerson.

JANUARY 24, 1999 — Arturs Irbe and Keith Primeau become the first Carolina Hurricanes to play in the NHL All-Star Game. It marks the first time since Kevin Dineen and Ulf Samuelsson participated in Rendez-Vous '87 that the organization has been represented by two players during all-star play.

FEBRUARY 9, 1999 — Ron Francis tallies a season-high five points (2g, 3a) in his 1,300th game as the Carolina Hurricanes defeat the Toronto Maple Leafs 6-5 in the team's last visit to Maple Leaf Gardens.

FEBRUARY 18, 1999 — Paul Coffey plays in his 1,300th game, joining Ron Francis as the only teammates in league history to accomplish the feat in the same season.

FEBRUARY 21, 1999 — Ray Sheppard becomes only player in NHL history to score 20 goals in a single season for six different clubs by tallying two goals in Carolina's 4-1 victory over the New York Islanders.

APRIL 9, 1999 — Carolina Hurricanes clinch the Southeast Division, marking the team's first division title since 1987.

APRIL 24, 1999 — Ray Sheppard scores at 17:05 of overtime as the Carolina Hurricanes defeat the Boston Bruins 3-2, their first playoff win since April 29, 1992.

MAY 2, 1999 — The Boston Bruins shut out the Hurricanes 2-0 to win the best-of-7 Eastern Conference Quarterfinals 4-2.

MAY 3, 1999 — Hurricanes defenseman Steve Chiasson dies in a one-car accident.

JUNE 10, 1999 — Hurricanes agree to a three-year affiliation with the Cincinnati Cyclones of the International Hockey League (IHL).

OCTOBER 29, 1999 — Carolina Hurricanes host the New Jersey Devils in their home opener at the new Raleigh Entertainment & Sports Arena.

NOVEMBER 5, 1999 — Captain Ron Francis becomes the sixth player in NHL history to reach 1,500 points.

NOVEMBER 7, 1999 — Carolina defeats the Washington Capitals 3-2 to earn its first win at the Entertainment & Sports Arena.

DECEMBER 23, 1999 — Paul Coffey becomes the first defenseman in league history to total 1,500 points. Along with Ron Francis, Coffey becomes part of the first pair of teammates to reach the milestone during the same season.

JANUARY 23, 2000 — Hurricanes acquire forward Rod Brind'Amour, goaltender Jean-Marc Pelletier and a second-round pick in 2000 entry draft in exchange for Keith Primeau and a fifth-round draft pick in 2000.

FEBRUARY 5, 2000 — Competing in his first All-Star weekend, Sami Kapanen wins the fastest skater event during the Fed Ex/NHL Superskills contest with a time of 13.649 seconds.

APRIL 3, 2000 — Arturs Irbe named NHL Player of the Week for week ending April 2 by posting 3-1-0 record with a 1.75 goals against average, a .933 save percentage, and one shutout.

APRIL 8, 2000 — Head coach Paul Maurice becomes the franchise's all-time winningest coach with a 4-3 victory over the Atlanta Thrashers. The win surpassed Jack Evans total of 163.

JUNE 24, 2000 — Hurricanes acquire defenseman Sandis Ozolinsh and a second-round draft pick (Tomas Kurka) in 2000 from Colorado in exchange for Nolan Pratt, a first-round draft pick (Vaclav Nedorost) and two second-round picks (Jared Aulin, Argis Saviels) in 2000.

DECEMBER 18, 2000 — Hurricanes agree to a multi-year affiliation with the Lowell Lock Monsters of the American Hockey League (AHL).

FEBRUARY 4, 2001 — Defenseman Sandis Ozolinsh becomes the first Carolina Hurricane to start in an NHL All-Star Game.

MARCH 14, 2001 — Ron Francis earns an assist against Atlanta to become to first player to total 1,000 points with the franchise.

APRIL 4, 2001 — Jeff O'Neill becomes the first franchise player to score 40 goals in a season since Brendan Shanahan in 1995-96.

APRIL 6, 2001 — The Hurricanes defeat Atlanta 3-2 in Raleigh to clinch their second trip to the playoffs in three years.

JANUARY 2, 2002 — Ron Francis, playing in his 1,000th career game with the franchise, beats Byron Dafoe of the Boston Bruins for his 500th career NHL goal.

JANUARY 16, 2002 — Carolina acquires defenseman Bret Hedican, forward Kevyn Adams and defenseman Tomas Malec from Florida in exchange for defenseman Sandis Ozolinsh and forward Byron Ritchie.

JANUARY 26, 2002 — Ron Francis assists on Jeff O'Neill's goal at Philadelphia to pass Ray Bourque for second on the NHL's all-time assist list.

MARCH 5, 2002 — The Hurricanes acquire goaltender Kevin Weekes from Tampa Bay in exchange for forwards Shane Willis and Chris Dingman.

APRIL 3, 2002 — The Hurricanes set a new single-season attendance record, breaking the franchise mark set in 1987-88. In all, 635,868 fans attend games during the 2001-02 regular season.

APRIL 10, 2002 — The Hurricanes defeat the Tampa Bay Lightning 4-2 at the Entertainment & Sports Arena to clinch their second Southeast Division title in four years.

APRIL 27, 2002 — Kevin Weekes shuts out New Jersey 1-0 in Game 6 of the Eastern Conference Quarterfinals at the Continental Airlines Arena as Carolina clinches the franchise's first playoff series win since 1986 and first best-of-7 series win.

MAY 13, 2002 — Carolina breaks or ties 18 franchise records in its 8-2 Game 6 victory over the Montreal Canadiens at the Molson Centre to clinch the Eastern Conference Semifinals 4-2. The victory marks the first time the franchise defeats Montreal in a postseason series.

MAY 28, 2002 — Martin Gelinas scores at 8:05 of overtime to give the Hurricanes a 2-1 victory against Toronto in Game 6 of the Eastern Conference Finals at Air Canada Centre. With the win, Carolina clinches the first Conference championship in franchise history and earns its first trip to the Stanley Cup Finals.

JUNE 8-9, 2002 — The Hurricanes host Game 3 of the Stanley Cup Finals against Detroit, marking the first Stanley Cup finals game at the Entertainment & Sports Arena. The game goes into triple-overtime before the Red Wings' Igor Larionov scores at the 54:47 mark of overtime.

JUNE 20, 2002 — Ron Francis wins the Lady Byng Trophy and the King Clancy Trophy at the 2002 NHL Awards in Toronto.

SEPTEMBER 19, 2002 — A 20-year agreement with RBC Centura is announced to rename the Entertainment & Sports Arena as the RBC Center.

JANUARY 18, 2003 — Ron Francis plays in his 1,616th career NHL game, a 5-2 loss at New Jersey, moving past Larry Murphy (1,615) and into sole possession of third place on the NHL's all-time games played list.

MARCH 18, 2003 — Damian Surma scores his first career NHL goal in his first game, becoming the fifth Hurricane to accomplish that feat during the 2002-03 season (Jeff Heerema, Tomas Kurka, Mike Zigomanis, Brad DeFauw). Surma was the eighth and final Hurricane to score his first NHL goal during the season.

APRIL 6, 2003 — The Hurricanes set a new single-season attendance record, breaking the franchise mark set the previous season. In total, 642,973 fans attend games at the RBC Center during the 2002-03 hockey season.

DECEMBER 15, 2003 — The Hurricanes name Peter Laviolette as the franchise's 11th head coach. Kevin McCarthy is retained as an assistant coach and former Hurricane player Jeff Daniels is also named assistant coach. Paul Maurice, Randy Ladouceur and Don Edwards are relieved of their coaching duties.

MARCH 5, 2004 — Kevyn Adams beats Atlanta's Pasi Nurminen with 0.4 seconds left in overtime and the Thrashers on the power-play to break the franchise record for shorthanded goals in a season (5).

JUNE 26-27, 2004 — The Hurricanes host the NHL Entry Draft at the RBC Center, drawing 15,672 fans for day one – the largest draft crowd in more than a decade. Carolina makes noise on the floor as well, trading the eighth overall selection and a second-round pick for the fourth overall selection, taking top-rated North American skater Andrew Ladd.

SEPTEMBER 15, 2004 — NHL Commissioner Gary Bettman confirms that NHL teams will not play until the Collective Bargaining Agreement is replaced, delaying the start of the 2004-05 season.

FEBRUARY 16, 2005 — NHL Commissioner Gary Bettman announces the cancellation of the 2004-05 season.

JULY 22, 2005 — NHL Board of Governors ratifies new six-year Collective Bargaining Agreement with the NHLPA.

AUGUST 25, 2005 — Rod Brind'Amour named Hurricanes team captain.

OCTOBER 7, 2005 — Cam Ward earns his first NHL win, stopping Ziggy Palffy, Mario Lemieux and Sidney Crosby in Carolina's first shootout game and first win of 2005-06.

JANUARY 19, 2006 — Carolina wins its ninth straight game, marking the second nine-game win streak of the season and in franchise history. The Hurricanes become just the fifth team in NHL history to post two win streaks of nine games or more in a single season.

JANUARY 31, 2006 — Hurricanes win 8-2 at Montreal for their 13th win in January making Carolina the seventh team in NHL history to win 13 games in a month.

MARCH 31, 2006 — Hurricanes win their 48th game of the season to clinch their third Southeast Division title with a 3-2 win against Florida. Carolina would go on to a 52-22-8 overall record, finishing second in the Eastern Conference standings and setting franchise highs for wins and points (112) in a season.

MAY 2, 2006 — Cory Stillman scores 1:19 into overtime of Game 6 at Montreal for Carolina's fourth-straight win against the Canadiens after falling behind 2-0 in the teams' Eastern Conference Quarterfinals series.

MAY 5, 2006 — Cam Ward records his first NHL shutout as Carolina defeats New Jersey 6-0 in Game 1 of the Eastern Conference Semifinals. The Hurricanes would go on to win the series 4-1.

JUNE 1, 2006 — Carolina defeats Buffalo 4-2 in Game 7 of the Eastern Conference Finals, sending the Hurricanes to the Stanley Cup Finals for the second time in four years and the second time in franchise history.

JUNE 19, 2006 — Justin Williams scores into an empty net with 1:01 remaining in the third period to give Carolina a 3-1 win in Game 7 of the Stanley Cup Finals. The win marks the first Stanley Cup championship in franchise history and the first major professional sports championship in North Carolina. Cam Ward wins the Conn Smythe Trophy as the playoffs' Most Valuable Player.

JUNE 22, 2006 — Rod Brind'Amour wins the Frank J. Selke Trophy at the NHL Awards in Vancouver.

FEBRUARY 8, 2007 — Ray Whitney sets a franchise record scoring three even-strength goals in a 1:40 span in the second period of Carolina's 5-2 win at Boston. The feat marks the fastest three even-strength goals in the NHL since Bill Mosienko scored three times in 21 in his Blackhawks' 7-6 win at NY Rangers, March 23, 1952.

MARCH 24, 2007 — Hurricanes establish a new single-season attendance record of more than 650,000 fans when they host an overflow crowd of 18,763 against San Jose. Carolina finishes the season having hosted 712,861 fans in its 41 home games, an average of 17,387 fans per game and 93.3% of the RBC Center's capacity.

JUNE 14, 2007 — Rod Brind'Amour wins the Frank J. Selke Trophy at the NHL Awards in Toronto.

JUNE 5, 2008 — Glen Wesley announces his retirement as a player and is named director of defensemen development. President/General Manager Jim Rutherford announces that Wesley's No. 2 jersey would be retired to the RBC Center rafters. Wesley retired as the Hurricanes' all-time games-played leader, having played in 728 regular-season games since the team's relocation to North Carolina in 1997. He played 913 games with the franchise, second only to Hall of Famer Ron Francis (1,186).

JULY 12, 2008 — Carolina Hurricanes and the Centennial Authority announce a five-year extension of the team's lease of the RBC Center, making the final year of the lease 2024.

SEPTEMBER 10, 2008 — The Carolina Hurricanes unveil their alternate third uniform at a news conference on the ice at the RBC Center. Tim Gleason, Eric Staal and Cam Ward model the team's newest look, which includes a primarily black jersey with the secondary flag logo on the chest, black pants and black helmets. The team announces that the new uniforms will be worn in a game for the first time when the Hurricanes host Detroit on October 13, and will be worn for 15 home games in 2008-09.

SEPTEMBER 11, 2008 — Hurricanes sign forward Eric Staal to a seven-year contract extension, which will begin in 2009-10 and will run through 2015-16.

DECEMBER 3, 2008 — Paul Maurice is named head coach and Ron Francis is named associate head coach; Peter Laviolette relieved of his head coaching duties.

MARCH 7, 2009 — The Hurricanes score a 9-3 win at Tampa Bay, marking the most goals in a game for the team since relocating to North Carolina. Eric Staal scores four goals marking the first time a player had scored four goals since relocation, and the third time the feat was accomplished in franchise history. Staal's six points set a Hurricanes record and tied the franchise record for points in a game.

MARCH 28, 2009 — The Hurricanes finish March 2009 with a 10-1-2 record (22 points), making it the best March, and second-best month, in franchise history (January 2006: 13-1-0 – 26 points).

APRIL 7, 2009 — Cam Ward earns his 39th win of the season in Carolina's 9-0 rout of the New York Islanders. For Ward, the win breaks Martin Gerber's franchise record of 38 wins set in 2005-06, and marks his franchise-best tying sixth shutout of the season. The game marks Eric Staal's fourth hat trick of the season, setting a new franchise mark in that category. For the Hurricanes, it marks their 45th win of the regular season – the second-best wins total in franchise history next to 2005-06.

APRIL 9, 2009 — The Hurricanes' franchise-record 12-game home winning streak is snapped in a 5-1 loss against Buffalo. The 12-game home winning streak shatters the previous franchise-best nine-game home winning streak accomplished twice during the championship 2005-06 season.

APRIL 28, 2009 — "The Shock at the Rock" – Trailing 3-2 with 1:20 remaining in regulation, Jussi Jokinen scores the tying goal in Game 7 of the Eastern Conference Quarterfinals at New Jersey's Prudential Center. Eric Staal then beats Martin Brodeur with 32 seconds remaining and the Hurricanes advance to the second round.

MAY 14, 2009 — Scott Walker beats Tim Thomas 18:46 into overtime of Game 7 of the Eastern Conference Semifinals at TD Banknorth Garden to give the Hurricanes a 3-2 win. The Hurricanes become just the fourth team to advance to the Eastern Conference Finals three times in the first decade of the 2000s, joining New Jersey, Philadelphia and Pittsburgh in that group.

SEPTEMBER 30, 2009 — Hurricanes sign goaltender Cam Ward to a six-year contract extension, which begins in 2010-11 and will run through 2015-16.

JANUARY 20, 2010 — Hurricanes name Eric Staal captain and Rod Brind'Amour alternate captain.

APRIL 8, 2010 — The National Hockey League announces that the Hurricanes will host the 2011 NHL All-Star Game at the RBC Center.

JUNE 30, 2010 — Rod Brind'Amour announces his retirement as a player.

OCTOBER 4, 2010 — The Hurricanes take on SKA St. Petersburg in an exhibition game. Carolina is the first NHL team to play in Russia in more than 20 years.

OCTOBER 7-8, 2010 — The Hurricanes take part in the 2010 Compuware NHL Premiere, playing two games against the Minnesota Wild at Hartwall Arena in Helsinki, Finland. Carolina wins both games.

JANUARY 28-30, 2011 — The Hurricanes host NHL All-Star Weekend. Team Lidstrom downs Team Staal by an 11-10 score in the All-Star Game. Jamie McBain, Jeff Skinner, Eric Staal and Cam Ward represent Carolina in the events.

JUNE 22, 2011 — Jeff Skinner becomes the first player in Carolina's franchise history to win the Calder Trophy as the NHL's rookie of the year.

NOVEMBER 28, 2011 — Kirk Muller is named head coach. Paul Maurice relieved of his coaching duties. John MacLean joins Carolina's coaching staff three days later.

JUNE 20, 2012 — Justin Faulk is named to the 2011-12 NHL All-Rookie Team.

JUNE 22, 2012 — The Hurricanes acquire Jordan Staal from Pittsburgh in a draft-day trade that sends Brandon Sutter, Brian Dumoulin and the eighth-overall pick to the Penguins. Staal signs a 10-year contract extension with Carolina nine days later.

APRIL 27, 2013 — Hurricanes complete the abbreviated 2012-13 season, and set a franchise record for average, per-game attendance (17,560), eclipsing the previous record of 17,387 set during the 2006-07 season.

APRIL 28, 2014 — Hurricanes name Ron Francis general manager. Also name Mike Vellucci assistant general manager and director of hockey operations, and name Brian Tatum assistant general manager. Jim Rutherford to remain with the Hurricanes as team president.

MAY 5, 2014 — Kirk Muller, Dave Lewis and John MacLean relieved of their coaching duties. Greg Stefan reassigned to pro scouting staff.

JUNE 6, 2014 — Jim Rutherford resigns as Hurricanes president and accepts general manager position with the Pittsburgh Penguins.

JUNE 19, 2014 — Bill Peters is named head coach. Steve Smith joins the coaching staff as an assistant five days later, and David Marcoux as goaltending coach in July.

JUNE 20, 2014 — Ricky Olczyk named assistant general manager.

JULY 1, 2014 — Don Waddell named team president.

JULY 1, 2015 — Team buys out final three seasons of Alexander Semin's contract.

FEBRUARY 28, 2016 — Team acquired Aleksi Saarela and second-round picks in the 2016 and 2017 NHL Drafts from the NY Rangers in exchange for Eric Staal.

OCTOBER 7, 2017 — The Hurricanes kick off their 20th season in North Carolina with a 5-4 shootout win over Minnesota at PNC Arena.

DECEMBER 7, 2017 — Tom Dundon signs an agreement to purchase a majority stake in the Hurricanes.

DECEMBER 12, 2017 — Cam Ward becomes the 32nd goaltender in NHL history to reach 300 career wins, making 22 saves in a 3-2 shootout win at Vegas.

JANUARY 12, 2018 — Tom Dundon is introduced as the new majority owner of the Hurricanes, with Peter Karmanos Jr. retaining a minority ownership interest.

APRIL 20, 2018 — Bill Peters resigns as head coach.

MAY 8, 2018 — Rod Brind'Amour is named head coach and Don Waddell is named general manager.

AUGUST 2, 2018 — Hurricanes trade forward Jeff Skinner to Buffalo for forward Cliff Pu and three draft picks. Skinner departs fifth all-time in franchise history in goals (204) and seventh in points (379).

2016-17 IN REVIEW

CLOSING GAME ROSTER *vs. Philadelphia Flyers (road 4/9/17)*

5	Noah Hanifin	D	**20**	Sebastian Aho	RW	**29**	Bryan Bickell	LW	**53**	Jeff Skinner	C
6	Klas Dahlback	D	**21**	Lee Stempniak	RW	**30**	Cam Ward	G	**61**	Sergey Tolchinsky	LW
7	Ryan Murphy (injured)	D	**22**	Brett Pesce	D	**31**	Eddie Lack	G	**74**	Jaccob Slavin	D
11	Jordan Staal	C	**23**	Brock McGinn	LW	**33**	Derek Ryan	C	**86**	Teuvo Teravainen	LW
16	Elias Lindholm	C	**26**	Matt Tennyson	D	**42**	Joakim Nordstrom	LW			
18	Jay McClement (injured)	C	**27**	Justin Faulk	D	**49**	Victor Rask	C			

FINAL METROPOLITAN DIVISION STANDINGS

	GP	W	L	OT	GF	GA	PTS
WASHINGTON	82	55	19	8	263	182	118
PITTSBURGH	82	50	21	11	282	234	111
COLUMBUS	82	50	24	8	249	195	108
NY RANGERS	82	48	28	6	256	220	102
NY ISLANDERS	82	41	29	12	241	242	94
PHILADELPHIA	82	39	33	10	219	236	88
CAROLINA*	82	36	31	15	215	236	87
NEW JERSEY	82	28	40	14	183	244	70

*Did not make playoffs.

COMPLETE RESULTS *(*Overtime **Shootout)*

DATE	W/L	SCORE		OPP.	DATE	W/L	SCORE		OPP.
10/13	O*	4-5	at	WPG	1/13	W	5-2		BUF
10/16	O*	3-4	at	VAN	1/14	W	7-4		NYI
10/18	L	2-3	at	EDM	1/17	L	1-4	at	CBJ
10/20	W	4-2	at	CGY	1/20	L	1-7		PIT
10/22	L	3-6	at	PHI	1/21	L	2-3	at	CBJ
10/25	L	2-4	at	DET	1/23	L	1-6	at	WSH
10/28	W	3-2		NYR	1/26	L	0-3		LA
10/30	L	3-4		PHI	1/31	W	5-1		PHI
11/1	O*	1-2	at	OTT	2/3	W	2-1		EDM
11/5	W**	3-2	at	NSH	2/4	W*	5-4	at	NYI
11/6	L	1-4		NJ	2/7	L	0-5	at	WSH
11/8	O**	2-3	at	NJ	2/11	L	2-5	at	DAL
11/10	L	2-4		ANA	2/17	O*	1-2		COL
11/12	W	5-1		WSH	2/19	L	0-4		TOR
11/15	W	1-0		SJ	2/21	L	1-3		PIT
11/18	W	3-2		MTL	2/24	W	3-0		OTT
11/20	W	3-1		WPG	2/26	L	1-3		CGY
11/22	W	2-1	at	TOR	2/28	O**	2-3	at	FLA
11/24	L	1-2	at	MTL	3/1	O*	3-4	at	TB
11/26	L	1-2	at	OTT	3/3	L	2-4		ARI
11/27	W	3-2		FLA	3/5	W	2-1	at	ARI
11/29	L	2-3	at	NYR	3/7	L	1-3	at	COL
12/1	O**	1-2	at	BOS	3/9	W	4-3		NYR
12/3	L	2-4	at	NYR	3/11	O*	2-3		TOR
12/4	W*	1-0		TB	3/13	W	8-4	at	NYI
12/7	O**	5-6	at	ANA	3/14	O*	2-3		NYI
12/8	W	3-1	at	LA	3/16	W	3-1		MIN
12/10	L	3-4	at	SJ	3/18	W	4-2		NSH
12/13	W	8-6		VAN	3/19	O*	3-4	at	PHI
12/16	O**	3-4		WSH	3/21	W	4-3	at	FLA
12/17	W**	2-1		BUF	3/23	W	4-1	at	MTL
12/22	W	3-1	at	BUF	3/25	W	3-1	at	NJ
12/23	W*	3-2		BOS	3/27	O*	3-4		DET
12/28	L	2-3	at	PIT	3/28	W	4-1		DET
12/30	W	3-2		CHI	3/30	W*	2-1		CBJ
12/31	L	1-3	at	TB	4/1	L	0-3		DAL
1/3	L	1-3		NJ	4/2	L	2-3	at	PIT
1/5	W	4-2	at	STL	4/4	L	3-5	at	MIN
1/6	L	1-2	at	CHI	4/6	L	0-3		NYI
1/8	W*	4-3		BOS	4/8	O**	4-5		STL
1/10	W	5-3		CBJ	4/9	W**	4-3	at	PHI

MAJOR TRADES

6/15/16 – Acquired forwards Bryan Bickell and Teuvo Teravainen from Chicago in exchange for the NY Rangers' 2016 second-round draft pick and Chicago's own 2017 third-round draft pick (previously acquired by Carolina).

10/11/16 – Acquired forward Connor Brickley from Florida in excahnge for forward Brody Sutter.

2/23/17 – Acquired forward Danny Kristo and a 2017 second-round draft pick from |Pittsburgh in exchange for defenseman Ron Hainsey.

2/28/17 – Acquired a 2017 third-round pick from Ottawa in exchange for forward Viktor Stalberg.

4/29/17 – Acquired goaltender Scott Darling from Chicago in exchange for Ottawa's 2017 third-round draft pick.

FINAL STATISTICS *(Hurricanes games only)*

SCORING *(*Rookies)*

PLAYER	GP	G	A	PTS	PIM	PP	SH	GW
JEFF SKINNER	79	37	26	63	28	7	0	4
***SEBASTIAN AHO**	82	24	25	49	26	6	1	4
JORDAN STAAL	75	16	29	45	38	4	1	3
VICTOR RASK	82	16	29	45	16	4	0	3
ELIAS LINDHOLM	72	11	34	45	16	2	1	0
TEUVO TERAVAINEN	81	15	27	42	16	5	0	2
LEE STEMPNIAK	82	16	24	40	32	2	0	2
JUSTIN FAULK	75	17	20	37	32	4	0	2
JACCOB SLAVIN	82	5	29	34	12	0	1	0
DEREK RYAN	67	11	18	29	22	4	1	3
NOAH HANIFIN	81	4	25	29	26	2	0	1
BRETT PESCE	82	2	18	20	20	0	0	0
***BROCK MCGINN**	57	7	9	16	6	0	0	1
RON HAINSEY	56	4	10	14	17	0	1	1
VIKTOR STALBERG	57	9	3	12	33	0	2	2
JOAKIM NORDSTROM	82	7	5	12	17	0	1	2
JAY MCCLEMENT	65	5	3	8	18	0	1	1
PHIL DI GIUSEPPE	36	1	6	7	15	0	0	1
KLAS DAHLBECK	43	2	4	6	30	0	0	0
MATT TENNYSON	45	0	6	6	6	0	0	0
ANDREJ NESTRASIL	19	1	4	5	2	0	0	0
TY RATTIE	5	0	2	2	0	0	0	0
***LUCAS WALLMARK**	8	0	2	2	2	0	0	0
RYAN MURPHY	27	0	2	2	8	0	0	0
***VALENTIN ZYKOV**	2	1	0	1	0	0	0	0
BRYAN BICKELL	11	1	0	1	4	1	0	1
***SERGEY TOLCHINSKY**	2	0	1	1	0	0	0	0
MICHAEL LEIGHTON	4	0	1	1	0	0	0	0
CAM WARD	61	0	1	1	6	0	0	0
***ALEX NEDELJKOVIC**	1	0	0	0	2	0	0	0
JORGE ALVES	1	0	0	0	0	0	0	0
***MARTIN FRK**	2	0	0	0	0	0	0	0
***ANDREW POTURALSKI**	2	0	0	0	0	0	0	0
JAKUB NAKLADAL	3	0	0	0	0	0	0	0
PATRICK BROWN	14	0	0	0	0	0	0	0
EDDIE LACK	20	0	0	0	0	0	0	0

GOALTENDING

PLAYER	GP	MINS	GA	GAA	SO	W-L-OT
***ALEX NEDELJKOVIC**	1	30	0	0.00	0	0-0-0
JORGE ALVES	1	1	0	0.00	0	0-0-0
EDDIE LACK	20	1090	48	2.64	1	8-7-3
CAM WARD	61	3618	162	2.69	2	26-22-12
MICHAEL LEIGHTON	4	210	12	3.43	0	2-2-0

SEASON HIGHLIGHTS

- Sebastian Aho became the fourth rookie in franchise history to record a hat trick in a 5-1 win vs. Philadelphia. – Jan. 31, 2017.
- Jeff Skinner posted a six-game goal-scoring streak (8g), tied for the third-longest streak in franchise history. – March 18-27, 2017.
- Bryan Bickell scored a shootout goal in his final NHL game after being diagnosed with mutliple sclerosis in November, in a 4-3 shootout win at Philadelphia. – April 9, 2017.
- The Hurricanes set a franchise-record point streak at 13 games, going 9-0-4 from 3/9-3/30. The team's record of 10-2-5 in March also marked the second-highest point total (25) in one month in franchise history.
- The Hurricanes were assessed 476 penalty minutes on the season, their fewest in a full season in franchise history.

CLOSING GAME ROSTER *vs. Florida Panthers (road 4/9/16)*

5	Noah Hanifin	D	**18**	Jay McClement	C	**30**	Cam Ward	G	**49**	Victor Rask	C
7	Ryan Murphy	D	**20**	Riley Nash	C	**31**	Eddie Lack	G	**53**	Jeff Skinner	C
11	Jordan Staal	C	**21**	James Wisniewski (injured)	D	**33**	Derek Ryan (injured)	C	**54**	Brett Pesce	D
14	Nathan Gerbe	LW	**24**	Brad Malone	C	**34**	Phil Di Giuseppe (injured)	LW	**56**	Brendan Woods	LW
15	Andrej Nestrasil (injured)	C	**25**	Chris Terry	LW	**42**	Joakim Nordstrom	LW	**65**	Ron Hainsey	D
16	Elias Lindholm	C	**27**	Justin Faulk	D	**47**	Michal Jordan	D	**74**	Jaccob Slavin	D

FINAL METROPOLITAN DIVISION STANDINGS

	GP	W	L	OT	GF	GA	PTS
WASHINGTON	82	56	18	8	252	193	120
PITTSBURGH	82	48	26	8	245	203	104
NY RANGERS	82	46	27	9	236	217	101
NY ISLANDERS	82	45	27	10	232	216	100
PHILADELPHIA	82	41	27	14	214	218	96
CAROLINA*	82	35	31	16	198	226	86
NEW JERSEY	82	38	36	8	184	208	84
COLUMBUS	82	34	40	8	219	252	76

*Did not make playoffs.

COMPLETE RESULTS *(*Overtime **Shootout)*

DATE	W/L	SCORE		OPP.	DATE	W/L	SCORE		OPP.
10/08	L	1-2	at	NSH	01/08	W	4-1		CBJ
10/10	L	3-4		DET	01/09	W*	4-3	at	CBJ
10/13	L	1-4		FLA	01/12	W*	3-2		PIT
10/16	W	5-3	at	DET	01/14	W	4-1	at	STL
10/17	L	1-4	at	WSH	01/15	O*	2-3		VAN
10/21	W*	1-0	at	COL	01/17	L	0-5	at	PIT
10/23	L	0-3	at	LA	01/21	W*	1-0	at	TOR
10/24	L	2-5	at	SJ	01/22	L	1-4		NYR
10/27	W	3-1	at	DET	01/24	W	5-2		CGY
10/29	W*	3-2	at	NYI	01/26	W	5-0		CHI
10/30	W	3-2		COL	02/03	L	1-4	at	CGY
11/01	L	3-4		TB	02/05	W	5-3	at	WPG
11/06	L	1-4		DAL	02/07	O**	1-2	at	MTL
11/07	W*	3-2		OTT	02/12	O**	1-2		PIT
11/10	L	0-3	at	NYR	02/13	W	6-3		NYI
11/12	O*	2-3		MIN	02/16	W	2-1		WPG
11/14	O*	2-3		PHI	02/18	L	2-4	at	OTT
11/16	L	1-4		ANA	02/19	W	5-2		SJ
11/20	O**	1-2		TOR	02/21	L	2-4		TB
11/22	W	4-3		LA	02/23	W	3-1		PHI
11/23	O*	2-3	at	PHI	02/25	L	1-3	at	TOR
11/25	W	4-1		EDM	02/26	L	1-4		BOS
11/27	L	1-4	at	BUF	02/28	L	2-5		STL
11/30	L	3-4	at	NYR	03/01	W	3-1	at	NJ
12/03	L	1-5		NJ	03/05	O*	3-4	at	TB
12/05	W	3-2		MTL	03/08	W**	4-3		OTT
12/06	W	5-4		ARI	03/10	W*	3-2	at	BOS
12/08	L	5-6	at	DAL	03/12	O*	2-3	at	BUF
12/11	W	5-1	at	ANA	03/15	O*	1-2	at	WSH
12/12	W*	5-4	at	ARI	03/17	L	2-4	at	PIT
12/15	O*	3-4	at	PHI	03/19	O**	2-3	at	MIN
12/18	L	0-2		FLA	03/22	L	2-3		BUF
12/19	W	2-1	at	PIT	03/24	W	3-2	at	CBJ
12/21	L	1-2		WSH	03/26	O*	3-4		NYI
12/26	W	3-1		NJ	03/27	W	3-2		NJ
12/27	W	2-1	at	CHI	03/29	O**	1-2	at	NYI
12/29	L	2-3	at	NJ	03/31	W	4-3		NYR
12/31	W	4-2		WSH	04/02	L	1-5		CBJ
01/02	O*	1-2		NSH	04/05	W**	2-1	at	BOS
01/04	O*	0-1	at	EDM	04/07	L	2-4		MTL
01/06	L	2-3	at	VAN	04/09	L	2-5	at	FLA

MAJOR TRADES

6/27/15 – Acquired Eddie Lack from Vancouver in exchange for Carolina's third-round pick in 2015 and seventh-round pick in 2016.
6/27/15 – Acquired James Wisniewski from Anaheim in exchange for Anton Khudobin.
9/11/15 – Acquired Kris Versteeg, Joakim Nordstrom and Chicago's third-round pick in 2017 from Chicago in exchange for Dennis Robertson, Jake Massie and Carolina's 2017 fifth-round pick.
2/28/16 – Acquired Aleksi Saarela and second-round picks in the 2016 and 2017 NHL Drafts from the New York Rangers in exchange for Eric Staal.
2/28/16 – Acquired Valentin Zykov and a conditional fifth-round pick in the 2016 NHL Draft from Los Angeles in exchange for Kris Versteeg.
2/29/16 – Acquired Anthony Camara, a third-round pick in the 2016 NHL Draft and a fifth-round pick in the 2017 NHL Draft from Boston in exchange for John-Michael Liles.

FINAL STATISTICS *(Hurricanes games only)*

SCORING *(*Rookies)*

PLAYER	GP	G	A	PTS	PIM	PP	SH	GW
JEFF SKINNER	82	28	23	51	38	4	0	7
VICTOR RASK	80	21	27	48	24	5	0	5
JORDAN STAAL	82	20	28	48	34	6	0	4
ELIAS LINDHOLM	82	11	28	39	24	2	0	3
JUSTIN FAULK	64	16	21	37	27	12	0	4
KRIS VERSTEEG	63	11	22	33	36	2	0	2
ERIC STAAL	63	10	23	33	32	1	0	0
JOAKIM NORDSTROM	71	10	14	24	12	0	1	1
ANDREJ NESTRASIL	55	9	14	23	8	2	0	1
RILEY NASH	64	9	13	22	18	2	0	1
***NOAH HANIFIN**	79	4	18	22	22	1	0	0
***JACCOB SLAVIN**	63	2	18	20	8	0	0	0
RON HAINSEY	81	5	14	19	37	0	0	2
***PHIL DI GIUSEPPE**	41	7	10	17	18	0	0	1
***BRETT PESCE**	69	4	12	16	16	1	0	1
JOHN-MICHAEL LILES	64	6	9	15	16	1	1	1
CHRIS TERRY	68	8	3	11	16	0	0	0
JAY MCCLEMENT	77	3	8	11	24	0	1	0
RYAN MURPHY	35	0	10	10	10	0	0	0
NATHAN GERBE	47	3	4	7	14	0	0	0
BRAD MALONE	57	2	4	6	75	0	0	0
***BROCK MCGINN**	21	3	1	4	10	0	0	0
DEREK RYAN	6	2	0	2	2	1	0	0
***PATRICK BROWN**	7	1	1	2	4	0	0	0
EDDIE LACK	34	0	2	2	0	0	0	0
MICHAL JORDAN	36	1	0	1	12	0	0	0
***SERGEY TOLCHINSKY**	2	0	1	1	0	0	0	0
JAMES WISNIEWSKI	1	0	0	0	0	0	0	0
***TREVOR CARRICK**	2	0	0	0	0	0	0	0
***BRENDAN WOODS**	5	0	0	0	7	0	0	0
***BRODY SUTTER**	8	0	0	0	0	0	0	0
CAM WARD	52	0	0	0	0	0	0	0

GOALTENDING

PLAYER	GP	MINS	GA	GAA	SO	W-L-OT
CAM WARD	52	3038	122	2.41	1	23-17-10
EDDIE LACK	34	1920	90	2.81	2	12-14-6

SEASON HIGHLIGHTS

• Defenseman Justin Faulk scores his first 12 goals of the season on the power play, establishing a new NHL record as the first player to score his first 12 goals of the season with the man advantage. His 12 power-play goals matched Risto Siltanen's franchise mark for power-play goals by a defenseman set in 1983-84. – Dec. 12, 2015.

• Following a 5-1 loss at New Jersey, Carolina ranked 30th in the NHL standings (8-13-4) and 29th on the penalty kill (74.6%) before recalling Phil Di Giuseppe and Jaccob Slavin from Charlotte (AHL). The Hurricanes went 27-18-12 in their final 57 games and finished sixth in the league on the penalty kill (84.3%). – Dec. 4, 2015.

• Defenseman Justin Faulk named to the Metropolitan Division's team for the NHL All-Star Game and earns an assist in the Metropolitan Division's game during the inaugural NHL All-Star 3-on-3 tournament. – Jan. 31, 2016.

• Traded team captain Eric Staal to the NY Rangers in exchange for center Aleksi Saarela and two second-round draft picks. At the time of the trade, Staal ranked first among all skaters in Hurricanes history (since the franchise's relocation) in games-played (909), goals (322), assists (453), points (775), hat tricks (13), penalty minutes (674), power-play goals (105), shorthanded goals (16) and game-winning goals (47). – Feb. 28, 2016.

CLOSING GAME ROSTER *vs. Detroit Red Wings (home 4/11/15)*

7	Ryan Murphy	D	**18**	Jay McClement	C	**28**	Alexander Semin	RW	**47**	Michal Jordan	D
11	Jordan Staal	C	**20**	Riley Nash (injured)	C	**30**	Cam Ward	G	**49**	Victor Rask	C
12	Eric Staal	C	**24**	Brad Malone	C	**31**	Anton Khudobin	G	**53**	Jeff Skinner	C
14	Nathan Gerbe	LW	**25**	Chris Terry	LW	**38**	Jack Hillen (injured)	D	**62**	Rasmus Rissanen (injured)	D
15	Andrej Nestrasil	C	**26**	John-Michael Liles	D	**39**	Patrick Dwyer	RW	**65**	Ron Hainsey	D
16	Elias Lindholm	C	**27**	Justin Faulk	D	**45**	Keegan Lowe	D	**73**	Brett Bellemore	D

FINAL METROPOLITAN DIVISION STANDINGS

	GP	W	L	OT	GF	GA	PTS
NY RANGERS	82	53	22	7	252	192	113
WASHINGTON	82	45	26	11	242	203	101
NY ISLANDERS	82	47	28	7	252	230	101
PITTSBURGH	82	43	27	12	221	210	98
COLUMBUS	82	42	35	5	236	250	89
PHILADELPHIA	82	33	31	18	215	234	84
NEW JERSEY	82	32	36	14	181	216	78
CAROLINA*	82	30	41	11	188	226	71

*Did not make playoffs.

COMPLETE RESULTS *(*Overtime **Shootout)*

DATE	W/L	SCORE		OPP.	DATE	W/L	SCORE		OPP.
10/10	L	3-5		NYI	01/10	OT	4-5**	at	STL
10/11	L	3-4	at	NYI	01/13	W	3-2**		COL
10/14	OT	3-4**		BUF	01/16	L	0-3		VAN
10/16	OT	1-2**	at	NYR	01/17	W	3-2	at	OTT
10/21	L	1-3	at	WPG	01/19	W	4-1	at	TOR
10/23	L	0-5	at	CGY	01/27	W	4-2		TB
10/24	L	3-6	at	EDM	01/30	OT	2-3**		STL
10/28	L	1-4	at	VAN	01/31	L	1-4	at	NYR
11/01	W	3-0		ARI	02/03	OT	4-5*	at	ANA
11/02	W	3-2		LA	02/05	W	2-1**	at	ARI
11/04	W	4-2	at	CBJ	02/07	W	5-4	at	SJ
11/07	W	3-2*		CBJ	02/12	L	1-2		ANA
11/08	OT	3-4*	at	WSH	02/14	L	3-6	at	MIN
11/10	W	4-1		CGY	02/16	W	6-3	at	OTT
11/13	L	1-3		WPG	02/17	L	1-4		NYI
11/15	L	1-2	at	BOS	02/20	W	2-1		TOR
11/16	L	0-2		SJ	02/21	L	1-3	at	NJ
11/18	W	6-4	at	DAL	02/24	W	4-1		PHI
11/20	L	2-3	at	LA	02/27	W	3-0		WSH
11/22	L	3-4	at	COL	02/28	W	5-3	at	NYI
11/26	L	0-1	at	FLA	03/02	L	2-5	at	CHI
11/28	W	4-2	at	PIT	03/06	L	1-3		MIN
11/29	L	2-3		PIT	03/08	W	7-4		EDM
12/02	W	2-1		NSH	03/10	OT	3-4**		CBJ
12/04	L	1-2		WSH	03/12	L	3-5		DAL
12/07	L	1-3		DET	03/14	L	0-2		FLA
12/08	L	1-2		NJ	03/15	W	3-2	at	CBJ
12/11	L	1-2	at	TB	03/17	OT	1-2*		OTT
12/13	L	1-5	at	PHI	03/19	L	0-4	at	MTL
12/16	L	1-4	at	MTL	03/21	OT	2-3**		NYR
12/18	W	4-1		TOR	03/23	L	1-3		CHI
12/20	OT	2-3**		NYR	03/26	W	5-2		PIT
12/21	L	0-1	at	NYR	03/28	W	3-1		NJ
12/23	W	2-1**	at	NJ	03/29	OT	1-2*		BOS
12/27	L	1-2	at	TB	03/31	L	2-4	at	WSH
12/29	L	1-3		MTL	04/02	L	1-6	at	FLA
12/31	L	1-2	at	PIT	04/04	W	3-2**		PHI
01/02	W	2-1		PHI	04/06	L	3-4	at	BUF
01/04	W	2-1**		BOS	04/07	L	2-3	at	DET
01/06	L	2-3	at	NSH	04/09	W	3-1	at	PHI
01/08	W	5-2		BUF	04/11	L	0-2		DET

MAJOR TRADES

11/20/14 – Claimed Andrej Nestrasil on waivers from Detroit.

12/18/14 – Traded Jay Harrison to Winnipeg in exchange for Ottawa's 2015 sixth-round draft pick.

2/25/15 – Acquired Roland McKeown and Los Angeles' first-round draft pick in either 2015 or 2016 from Los Angeles in exchange for Andrej Sekera.

2/25/15 – Traded Jiri Tlusty to Winnipeg in exchange for Winnipeg's 2016 third-round pick and, conditionally, Winnipeg's fifth or sixth round draft pick in 2015.

2/28/15 – Acquired Jack Hillen and Arizona's 2015 fourth-round pick from Washington in exchange for Tim Gleason.

FINAL STATISTICS *(Hurricanes games only)*

SCORING *(*Rookies)*

PLAYER	GP	G	A	PTS	PIM	PP	SH	GW
ERIC STAAL	77	23	31	54	41	7	0	4
JUSTIN FAULK	82	15	34	49	30	7	2	4
ELIAS LINDHOLM	81	17	22	39	14	4	0	4
VICTOR RASK*	80	11	22	33	16	2	0	2
JEFF SKINNER	77	18	13	31	18	4	0	2
NATHAN GERBE	78	10	18	28	34	2	0	2
RILEY NASH	68	8	17	25	12	1	0	0
JORDAN STAAL	46	6	18	24	14	1	0	1
JIRI TLUSTY	52	13	10	23	16	6	0	0
JOHN-MICHAEL LILES	57	2	20	22	14	0	0	0
JAY MCCLEMENT	82	7	14	21	17	0	0	2
CHRIS TERRY*	57	11	9	20	14	3	0	0
ALEXANDER SEMIN	57	6	13	19	32	0	0	0
ANDREJ SEKERA	57	2	17	19	8	1	0	0
ANDREJ NESTRASIL*	41	7	11	18	4	2	0	0
BRAD MALONE	65	7	8	15	74	0	0	2
RYAN MURPHY	37	4	9	13	8	3	0	1
PATRICK DWYER	71	5	7	12	10	0	0	0
BRETT BELLEMORE	49	2	8	10	27	0	0	1
RON HAINSEY	81	2	8	10	16	0	0	0
TIM GLEASON	55	1	6	7	44	0	0	0
ZACH BOYCHUK	31	3	3	6	4	0	0	0
MICHAL JORDAN*	38	2	4	6	4	2	0	0
JAY HARRISON	20	1	3	4	42	0	0	0
DANNY BIEGA*	10	0	2	2	0	0	0	0
KEEGAN LOWE*	2	0	0	0	10	0	0	0
BRENDAN WOODS*	2	0	0	0	0	0	0	0
JACK HILLEN	3	0	0	0	0	0	0	0
JUSTIN SHUGG*	3	0	0	0	2	0	0	0
BRODY SUTTER*	4	0	0	0	0	0	0	0
RASMUS RISSANEN*	6	0	0	0	4	0	0	0
PATRICK BROWN*	7	0	0	0	4	0	0	0
ANTON KHUDOBIN	34	0	0	0	0	0	0	0
CAM WARD	51	0	0	0	4	0	0	0

GOALTENDING

PLAYER	GP	MINS	GA	GAA	SO	W-L-OT
CAM WARD	51	3026	121	2.40	1	22-24-5
ANTON KHUDOBIN	34	1920	87	2.72	1	8-17-6

SEASON HIGHLIGHTS

- Carolina notches a 3-0 win against Arizona at PNC Arena, giving Head Coach Bill Peters his first win as an NHL head coach – Nov. 1, 2015.
- On Jan. 10 at St. Louis, the Hurricanes surpassed a franchise mark in recording their 10th straight game without allowing a power-play goal. The new franchise mark was cemented at 14 games when Nazim Kadri scored a power-play goal against Carolina at Toronto – Jan. 19, 2015.
- Defenseman Justin Faulk participates in his first NHL All-Star Game and earns two assists for the victorious Team Toews in Columbus – Jan. 25, 2015.
- Goaltender Cam Ward plays in his 500th NHL/Hurricanes game making him just the fourth active goaltender to have appeared in 500 games with one team (Henrik Lundqvist – NYR; Marc-Andre Fleury – PIT; Ryan Miller - BUF) – Feb. 24, 2015.
- Defenseman Justin Faulk becomes just the second defenseman in the franchise's North Carolina history to notch 15 goals in a single season – March 28, 2015.

CLOSING GAME ROSTER *vs. Philadelphia Flyers (road 4/13/14)*

4	Andrej Sekera	D	**16**	Elias Lindholm	C	**25**	Joni Pitkanen (injured)	D	**35**	Justin Peters	G
5	Mike Komisarek	D	**18**	Radek Dvorak	RW	**26**	John-Michael Liles	D	**39**	Patrick Dwyer	RW
8	Andrei Loktionov	C	**19**	Jiri Tlusty	RW	**27**	Justin Faulk	D	**44**	Jay Harrison	D
11	Jordan Staal	C	**20**	Riley Nash	C	**28**	Alexander Semin	RW	**53**	Jeff Skinner	C
12	Eric Staal	C	**21**	Drayson Bowman	LW	**30**	Cam Ward	G	**65**	Ron Hainsey	D
14	Nathan Gerbe	LW	**22**	Manny Malhotra	C	**31**	Anton Khudobin	G	**73**	Brett Bellemore	D

FINAL METROPOLITAN DIVISION STANDINGS

	GP	W	L	OT	GF	GA	PTS
PITTSBURGH	82	51	24	7	249	207	109
NY RANGERS	82	45	31	6	218	193	96
PHILADELPHIA	82	42	30	10	236	235	94
COLUMBUS	82	43	32	7	231	216	93
WASHINGTON	82	38	30	14	235	240	90
NEW JERSEY	82	35	29	18	197	208	88
CAROLINA*	82	36	35	11	207	230	83
NY ISLANDERS	82	34	37	11	225	267	79

*Did not make playoffs.

COMPLETE RESULTS *(*Overtime **Shootout)*

DATE	W/L	SCORE		OPP.	DATE	W/L	SCORE		OPP.
10/4	OT	2-3*		DET	1/4	W	3-2	at	NYI
10/6	W	2-1		PHI	1/5	W	2-1		NSH
10/8	L	2-5	at	PIT	1/9	W	6-1		TOR
10/10	W	3-2	at	WSH	1/10	L	0-3	at	CBJ
10/11	OT	1-2**		LA	1/13	L	0-2		CGY
10/13	L	3-5		PHX	1/18	W	3-2		FLA
10/15	OT	2-3**		CHI	1/19	L	3-5		TB
10/17	W	3-2	at	TOR	1/22	W	3-2	at	PHI
10/19	W	4-3	at	NYI	1/23	W	5-3	at	BUF
10/24	L	1-3	at	MIN	1/25	W	6-3		OTT
10/25	L	2-4	at	COL	1/27	W	3-2		CBJ
10/28	L	1-3		PIT	1/28	L	0-3	at	MTL
11/1	L	0-3		TB	1/31	W	3-1		STL
11/2	L	1-5	at	NYR	2/4	L	1-2		WPG
11/5	W	2-1*		PHI	2/7	W	5-1		FLA
11/7	W	1-0		NYI	2/8	L	1-4		MTL
11/9	OT	2-3**		MIN	2/25	L	2-3	at	BUF
11/12	W	2-1		COL	2/27	L	1-4	at	DAL
11/15	W	3-2**		ANA	3/1	L	1-3	at	LA
11/16	L	2-4	at	STL	3/2	L	3-5	at	ANA
11/18	L	1-4		BOS	3/4	W	3-2	at	SJ
11/21	L	3-4	at	DET	3/7	L	2-4		NYR
11/23	OT	2-3*	at	BOS	3/8	L	4-5	at	NJ
11/24	W	4-1		OTT	3/11	W	3-1		NYR
11/27	W	4-3	at	NJ	3/13	W	4-2		BUF
11/29	L	2-5		NJ	3/15	L	1-5	at	BOS
12/1	L	2-3		VAN	3/16	L	1-2		EDM
12/3	W	4-1	at	WSH	3/18	W	3-1	at	CBJ
12/5	W	5-2	at	NSH	3/21	L	2-3	at	CHI
12/6	W	5-3		SJ	3/22	W	3-2	at	WPG
12/9	L	0-2	at	VAN	3/25	L	4-5		NYI
12/10	OT	4-5*	at	EDM	3/27	W	3-0	at	FLA
12/12	OT	1-2*	at	CGY	3/29	OT	2-3*		CBJ
12/14	W	3-1	at	PHX	3/31	OT	1-2**	at	OTT
12/20	L	2-4		WSH	4/1	W	4-1	at	PIT
12/21	OT	2-3*	at	TB	4/3	W	4-1		DAL
12/23	L	3-4		CBJ	4/5	L	1-3		NJ
12/27	OT	3-4*		PIT	4/8	L	1-4	at	NYR
12/29	L	2-5	at	TOR	4/10	L	2-5		WSH
12/31	W	5-4*		MTL	4/11	W	2-1	at	DET
1/2	W	4-3*	at	WSH	4/13	W	6-5**	at	PHI

MAJOR TRADES

6/30/13 – Acquired Andrej Sekera from Buffalo in exchange for Jamie McBain and a 2013 second-round pick.

9/29/13 – Acquired Kellan Tochkin and a 2014 fourth-round pick from Vancouver in exchange for Zac Dalpe and Jeremy Welsh

12/30/13 – Acquired Greg Nemisz from Calgary in exchange for Kevin Westgarth.

1/1/14 – Acquired John-Michael Liles and Dennis Robertson from Toronto in exchange for Tim Gleason.

3/5/14 – Acquired Andrei Loktionov and a conditional draft pick from New Jersey in exchange for Tuomo Ruutu.

FINAL STATISTICS *(Hurricanes games only)*

SCORING *(*Rookies)*

PLAYER	GP	G	A	PTS	PIM	PP	SH	GW
ERIC STAAL	79	21	40	61	74	1	2	0
JEFF SKINNER	71	33	21	54	22	11	0	6
ANDREJ SEKERA	74	11	33	44	20	4	1	1
ALEXANDER SEMIN	65	22	20	42	42	6	1	3
JORDAN STAAL	82	15	25	40	34	2	1	2
JUSTIN FAULK	76	5	27	32	37	2	0	1
NATHAN GERBE	81	16	15	31	36	3	2	1
JIRI TLUSTY	68	16	14	30	22	0	2	5
RILEY NASH	73	10	14	24	29	1	0	3
PATRICK DWYER	75	8	14	22	14	0	2	2
ELIAS LINDHOLM*	58	9	12	21	4	4	0	2
TUOMO RUUTU	57	5	11	16	34	2	0	1
JAY HARRISON	68	4	11	15	44	1	0	1
RON HAINSEY	82	4	11	15	45	0	0	1
MANNY MALHOTRA	69	7	6	13	18	0	0	1
DRAYSON BOWMAN	70	4	8	12	16	0	0	0
RYAN MURPHY*	48	2	10	12	10	1	0	0
ANDREI LOKTIONOV	20	3	7	10	2	2	0	1
RADEK DVORAK	60	4	5	9	41	0	0	2
JOHN-MICHAEL LILES	35	2	7	9	8	1	0	0
BRETT BELLEMORE*	64	2	6	8	45	0	0	0
ZACH BOYCHUK	11	1	3	4	0	0	0	0
MIKE KOMISAREK	32	0	4	4	14	0	0	0
BRETT SUTTER	17	1	1	2	9	0	0	1
CHRIS TERRY*	10	0	2	2	0	0	0	0
JUSTIN PETERS	21	0	2	2	4	0	0	0
TIM GLEASON	17	0	1	1	10	0	0	0
CAM WARD	30	0	1	1	2	0	0	0
AARON PALUSHAJ	2	0	0	0	0	0	0	0
KEVIN WESTGARTH	12	0	0	0	4	0	0	0
ANTON KHUDOBIN	36	0	0	0	0	0	0	0

GOALTENDING

PLAYER	GP	MINS	GA	GAA	SO	W-L-OT
CAM WARD	30	1645	84	3.06	0	10-12-6
ANTON KHUDOBIN	36	2084	80	2.30	1	19-14-1
JUSTIN PETERS	21	1225	51	2.50	1	7-9-4

SEASON HIGHLIGHTS

- Hurricanes 2013 first-round (fifth overall) pick Elias Lindholm makes his NHL debut in the team's season opener against Detroit – October 4, 2013.
- Four Hurricanes players represent their respective countries at the 2014 Winter Olympic Games in Sochi, Russia: Justin Faulk (U.S.A.), Andrej Sekera (Slovakia), Alexander Semin (Russia), Tuomo Ruutu (Finland). Ruutu wins his second Olympic Bronze Medal with Team Finland – February 2014.
- Named Ron Francis general manager, Brian Tatum assistant general manager and Mike Vellucci assistant general manager and director of hockey operations. Jim Rutherford to remain with the Hurricanes as team president – April 28, 2014.
- Relieved Kirk Muller, Dave Lewis and John MacLean of their coaching duties and reassigned Greg Stefan to the pro scouting staff – May 5, 2014.
- Jim Rutherford resigns as team president to become general manager of the Pittsburgh Penguins – June 6, 2014.
- Name Bill Peters head coach – June 19, 2014.
- Name Ricky Olczyk assistant general manager – June 20, 2014.
- Name Steve Smith assistant coach – June 24, 2014.
- Name Don Waddell team president – July 1, 2014.
- Name David Marcoux goaltending coach – July 15, 2014.

CLOSING GAME ROSTER *vs. Pittsburgh Penguins (road 4/27/13)*

4	Jamie McBain	D	**19**	Jiri Tlusty	RW	**30**	Cam Ward	G
6	Tim Gleason	D	**21**	Drayson Bowman (injured)	LW	**31**	Dan Ellis	G
8	Kevin Westgarth	RW	**24**	Bobby Sanguinetti	D	**35**	Justin Peters	G
11	Jordan Staal	C	**25**	Joni Pitkanen (injured)	D	**37**	Tim Brent	C
12	Eric Staal	C	**27**	Justin Faulk	D	**39**	Patrick Dwyer	RW
13	Jared Staal	RW	**28**	Alexander Semin (injured)	RW	**44**	Jay Harrison (injured)	D
15	Tuomo Ruutu	LW	**29**	Tim Wallace	RW	**47**	Marc-Andre Bergeron	D

53	Jeff Skinner	C
59	Chad LaRose	RW
72	Nicolas Blanchard	C
77	Joe Corvo	D

FINAL SOUTHEAST DIVISION STANDINGS

	GP	W	L	OT	GF	GA	PTS
WASHINGTON	48	27	18	3	149	130	57
WINNIPEG	48	24	21	3	128	144	51
CAROLINA*	48	19	25	4	128	160	42
TAMPA BAY	48	18	26	4	148	150	40
FLORIDA	48	15	27	6	112	171	36

*Did not make playoffs.

COMPLETE RESULTS *(*Overtime **Shootout)*

DATE	W/L	SCORE		OPP.	DATE	W/L	SCORE		OPP.
1/19	L	1-5	at	FLA	3/12	W	4-0	at	WSH
1/22	L	1-4		TB	3/14	L	3-2		WSH
1/24	W	6-3		BUF	3/16	L	4-1	at	TB
1/25	W	3-1	at	BUF	3/18	OT	2-1**	at	NYR
1/28	L	5-3		BOS	3/19	L	4-1		FLA
2/1	W	1-0		OTT	3/21	L	4-1		NJ
2/2	L	5-3	at	PHI	3/26	L	4-1		WPG
2/4	W	4-1	at	TOR	3/28	L	6-3	at	TOR
2/7	W	3-2*	at	OTT	3/30	W	3-1	at	WPG
2/9	OT	4-3*	at	PHI	4/1	L	4-1	at	MTL
2/11	W	6-4	at	NYI	4/2	L	5-3		WSH
2/12	W	4-2	at	NJ	4/4	L	5-0		TB
2/14	W	3-1		TOR	4/6	L	4-1		NYR
2/18	L	3-0	at	MTL	4/8	L	6-2	at	BOS
2/21	L	4-3		WPG	4/9	L	5-3		PIT
2/23	L	5-2		TB	4/11	L	3-1	at	WSH
2/24	W	4-2	at	NYI	4/13	W	4-2		BOS
2/26	L	3-0	at	WSH	4/16	L	3-2	at	OTT
2/28	W	4-1		PIT	4/18	OT	4-3*	at	WPG
3/2	W	6-2		FLA	4/20	L	5-3		PHI
3/3	W	3-2	at	FLA	4/21	W	3-2	at	TB
3/5	W	4-3		BUF	4/23	W	4-3**		NYI
3/7	L	4-2		MTL	4/25	OT	4-3*		NYR
3/9	W	6-3		NJ	4/27	L	8-3	at	PIT

MAJOR TRADES

6/22/12 – Acquired Jordan Staal from Pittsburgh in exchange for Brandon Sutter, Brian Dumoulin and Carolina's 2012 first-round (8th overall) draft pick. Staal signed a 10-year contract on July 1.
7/26/12 – Signed Alexander Semin to a one-year contract.
8/8/12 – Signed Jeff Skinner to a six-year contract extension.
1/13/13 – Acquired Kevin Westgarth from Los Angeles in exchange for Anthony Stewart, a fourth-round draft pick in 2013 and a sixth-round draft pick in 2014.
1/13/13 – Acquired Luke Pither from Philadelphia in exchange for Brian Boucher and Mark Alt.
1/31/13 – Zach Boychuk claimed on waivers by Pittsburgh.
3/16/13 – Claimed Adam Hall on waivers from Tampa Bay.
3/21/13 – Claimed Zach Boychuk on waivers from Nashville.
4/2/13 – Acquired Marc-Andre Bergeron from Tampa Bay in exchange for Adam Hall and a 2013 seventh-round draft pick.
4/3/13 – Acquired a conditional draft pick from Pittsburgh in exchange for Jussi Jokinen.

FINAL STATISTICS *(Hurricanes games only)*

SCORING *(*Rookies)*

PLAYER	GP	G	A	PTS	PIM	PP	SH	GW
ERIC STAAL	48	18	35	53	54	3	1	4
ALEXANDER SEMIN	44	13	31	44	46	4	0	1
JIRI TLUSTY	48	23	15	38	18	4	0	3
JORDAN STAAL	48	10	21	31	32	1	0	1
JEFF SKINNER	42	13	11	24	26	5	0	0
JOE CORVO	40	6	11	17	14	3	0	2
PATRICK DWYER	46	8	8	16	12	1	1	0
JUSTIN FAULK	38	5	10	15	15	1	1	0
JAY HARRISON	47	3	7	10	51	0	0	2
TUOMO RUUTU	17	4	5	9	8	0	0	0
RILEY NASH*	32	4	5	9	8	0	0	0
JONI PITKANEN	22	1	8	9	12	0	0	0
TIM GLEASON	42	0	9	9	40	0	0	0
JAMIE MCBAIN	40	1	7	8	12	0	0	0
BOBBY SANGUINETTI*	37	2	4	6	4	0	0	1
DRAYSON BOWMAN	37	3	2	5	17	0	0	0
KEVIN WESTGARTH	31	2	2	4	45	0	0	0
CHAD LAROSE	35	2	2	4	29	0	0	0
MARC-ANDRE BERGERON	13	0	4	4	5	0	0	0
ZAC DALPE	10	1	2	3	0	0	0	0
TIM BRENT	30	0	3	3	8	0	0	0
TIM WALLACE	28	1	1	2	17	0	0	0
BRETT BELLEMORE*	8	0	2	2	7	0	0	0
DAN ELLIS	19	0	2	2	0	0	0	0
CHRIS TERRY*	3	1	0	1	0	0	0	1
JEREMY WELSH*	5	0	1	1	0	0	0	0
ANDREAS NODL	8	0	1	1	2	0	0	0
ZACH BOYCHUK	1	0	0	0	0	0	0	0
MARC-ANDRE GRAGNANI	1	0	0	0	0	0	0	0
JARED STAAL*	2	0	0	0	2	0	0	0
BRETT SUTTER	3	0	0	0	4	0	0	0
RYAN MURPHY*	4	0	0	0	2	0	0	0
MICHAL JORDAN*	5	0	0	0	2	0	0	0
NICOLAS BLANCHARD*	9	0	0	0	20	0	0	0
CAM WARD	17	0	0	0	0	0	0	0
JUSTIN PETERS	19	0	0	0	0	0	0	0

GOALTENDING

PLAYER	GP	MINS	GA	GAA	SO	W-L-OT
CAM WARD	17	929	44	2.84	0	9-6-1
DAN ELLIS	19	997	52	3.13	1	6-8-2
JUSTIN PETERS	19	954	55	3.46	1	4-11-1

SEASON HIGHLIGHTS

- At its 75th Anniversary Gala, USA Hockey honors Hurricanes Owner/CEO Peter Karmanos Jr. with the Distinguished Achievement Award – June 8, 2012.
- The National Hockey League announces the cancellation of 82 games scheduled for Oct. 11-24, due to the absence of a Collective Bargaining Agreement with the NHL Players' Association. – October 4, 2012.
- Ron Francis is selected into the North Carolina Sports Hall of Fame, becoming the first hockey representative in the museum. He is enshrined along with 10 others on May 2 – January 7, 2013.
- The NHL and NHLPA announce an agreement on the framework of a new Collective Bargaining Agreement – January 6, 2013.
- The NHL begins an abbreviated 48-game schedule – January 19, 2013.
- CBS announces that former Hurricanes player Bates Battaglia and his brother Anthony will be cast members on the 22nd season of its popular reality show, *The Amazing Race*. The Battaglia brothers would go on to win the competition – Jan. 23, 2013.
- Joni Pitkanen suffers a broken calcaneus (heel) injury. Pitkanen would miss the remaining 13 games of 2012-13 and all of 2013-14 – April 2, 2013.
- Doris E. Barksdale, longtime community liaison and motivational consultant for the Hurricanes, passes away at age 77 – April 3, 2013.
- Jared Staal is recalled from the Charlotte Checkers (AHL). He would start on a line alongside his brothers Eric and Jordan the next night at PNC Arena against the New York Rangers, marking the fourth time in NHL history that a trio of brothers played for the same team in the same season – April 24, 2013.

CLOSING GAME ROSTER *vs. Florida Panthers (road 4/7/12)*

4	Jamie McBain	D	**14**	Andreas Nodl	RW	**27**	Derek Joslin	D	**39**	Patrick Dwyer (personal)	RW
5	Bryan Allen	D	**15**	Tuomo Ruutu	LW	**28**	Justin Faulk	D	**44**	Jay Harrison	D
6	Tim Gleason	D	**16**	Brandon Sutter	C	**30**	Cam Ward	G	**53**	Jeff Skinner	C
8	Jaroslav Spacek (scratch)	D	**19**	Jiri Tlusty	RW	**33**	Brian Boucher	G	**59**	Chad LaRose	RW
12	Eric Staal	C	**23**	Jeremy Welsh	C	**36**	Jussi Jokinen	LW			
13	Anthony Stewart	RW	**25**	Joni Pitkanen	D	**37**	Tim Brent	C			

FINAL SOUTHEAST DIVISION STANDINGS

	GP	W	L	OT	GF	GA	PTS
FLORIDA	82	38	26	18	203	227	94
WASHINGTON	82	42	32	8	222	230	92
TAMPA BAY	82	38	36	8	235	281	84
WINNIPEG	82	37	35	10	225	246	84
CAROLINA*	82	33	33	16	213	243	82

*Did not make playoffs.

COMPLETE RESULTS *(*Overtime **Shootout)*

DATE	W/L	SCORE		OPP.	DATE	W/L	SCORE		OPP.
10/7	L	1-5		TB	1/6	W	4-2		BUF
10/8	OT	3-4	at	WSH	1/7	L	2-5	at	NSH
10/10	L	2-4	at	NJ	1/10	L	1-2		PHI
10/12	W	3-2		BOS	1/12	W	5-2	at	TB
10/14	W	4-3	at	BUF	1/14	W	4-2		BOS
10/18	W	4-1	at	BOS	1/15	L	1-2	at	WSH
10/21	OT	2-3	at	STL	1/17	OT	1-2**	at	PIT
10/22	L	3-5	at	WPG	1/20	W	3-0		WSH
10/25	OT	2-3**		OTT	1/21	OT	1-2	at	NYI
10/28	W	3-0		CHI	1/23	W	2-1		WPG
10/29	L	1-5	at	PHI	1/31	L	2-5		NYI
11/1	W	4-2		TB	2/2	W	3-0	at	BOS
11/4	L	1-5		WSH	2/4	W	2-1		LA
11/6	L	2-5		DAL	2/8	OT	2-3	at	ANA
11/8	L	2-3	at	NJ	2/10	OT	3-4	at	COL
11/11	L	1-5	at	NYR	2/13	W	5-3	at	MTL
11/12	W	5-3		PIT	2/17	W	3-2		SJ
11/14	L	3-5		PHI	2/18	L	3-4	at	NYI
11/16	L	0-4	at	MTL	2/20	W	5-0		WSH
11/18	L	0-1		BUF	2/23	OT	2-3**		ANA
11/20	W	3-2		TOR	2/25	OT	2-3**		FLA
11/21	W	4-2	at	PHI	2/28	W	4-3		NSH
11/23	OT	3-4**		MTL	3/1	L	2-3		NYR
11/25	L	1-3		WPG	3/3	OT	3-4		TB
11/27	L	3-4	at	OTT	3/6	W	4-3*	at	WSH
11/29	L	1-3		FLA	3/7	OT	2-3	at	BUF
12/1	L	3-5		NYR	3/10	W	4-2	at	TB
12/2	L	2-3		PIT	3/11	L	0-2	at	FLA
12/6	L	6-7	at	CGY	3/13	L	2-4	at	NYR
12/7	W	5-3	at	EDM	3/15	W	2-0		STL
12/9	L	2-4	at	WPG	3/17	W	5-3	at	MIN
12/13	OT	1-2	at	TOR	3/18	W	4-3	at	WPG
12/15	W	4-3		VAN	3/21	W	3-1		FLA
12/18	OT	2-3	at	FLA	3/23	L	1-5	at	CBJ
12/21	L	3-4		PHX	3/24	L	4-5	at	DET
12/23	W	2-1*		OTT	3/27	W	3-0	at	TOR
12/26	W	4-2		NJ	3/30	OT	3-4		WPG
12/27	L	2-4	at	PIT	3/31	L	0-5		NJ
12/29	W	4-3*		TOR	4/3	W	2-1	at	OTT
12/31	L	2-5	at	TB	4/5	W	2-1**		MTL
1/3	OT	3-4**		NYI	4/7	L	1-4	at	FLA

MAJOR TRADES

11/29/11 – Claimed Andreas Nodl on waivers from Philadelphia.
12/9/11 – Acquired defenseman Jaroslav Spacek from Montreal in exchange for defenseman Tomas Kaberle.
01/18/12 – Acquired Evgenii Dadonov and A.J. Jenks from Florida in exchange Jon Matsumoto and Mattias Lindstrom.
01/20/12 – Acquired Joe Sova and a 2012 fourth-round draft pick from New Jersey in exchange for Alexei Ponikarovsky.
01/30/12 – Signed defenseman Tim Gleason to a four-year contract extension.
02/22/12 – Signed forward Tuomo Ruutu to a four-year contract extension.
04/5/12 – Signed forward Jeremy Welsh to an entry-level contract.

FINAL STATISTICS *(Hurricanes games only)*

SCORING *(*Rookies)*

PLAYER	GP	G	A	PTS	PIM	PP	SH	GW
ERIC STAAL	82	24	46	70	48	7	3	3
JUSSI JOKINEN	79	12	34	46	54	3	2	3
JEFF SKINNER	64	20	24	44	56	4	0	5
JIRI TLUSTY	79	17	19	36	26	2	0	1
TUOMO RUUTU	72	18	16	34	50	3	0	2
CHAD LAROSE	67	19	13	32	48	3	1	5
BRANDON SUTTER	82	17	15	32	21	2	3	0
JAMIE MCBAIN	76	8	19	27	4	5	0	1
TIM BRENT	79	12	12	24	27	3	1	3
JAY HARRISON	72	9	14	23	60	2	0	2
JUSTIN FAULK*	66	8	14	22	29	5	0	2
ANTHONY STEWART	77	9	11	20	30	0	0	1
TIM GLEASON	82	1	17	18	71	0	0	0
JONI PITKANEN	30	5	12	17	16	2	0	2
ALEXEI PONIKAROVSKY	49	7	8	15	26	4	0	0
BRYAN ALLEN	82	1	13	14	76	0	0	1
DRAYSON BOWMAN	37	6	7	13	4	0	0	0
JAROSLAV SPACEK	34	5	7	12	6	3	0	1
PATRICK DWYER	73	5	7	12	23	0	2	0
TOMAS KABERLE	29	0	9	9	2	0	0	0
ANDREAS NODL	48	3	4	7	6	0	0	0
JEROME SAMSON	16	2	3	5	8	1	0	0
DEREK JOSLIN	44	2	2	4	35	0	0	0
ZAC DALPE*	16	1	2	3	4	0	0	0
BRETT SUTTER*	15	0	3	3	11	0	0	0
ZACH BOYCHUK	16	0	2	2	0	0	0	0
CAM WARD	68	1	0	1	4	0	0	0
RILEY NASH*	5	0	1	1	2	0	0	0
JEREMY WELSH*	1	0	0	0	4	0	0	0
MIKE MURPHY*	2	0	0	0	0	0	0	0
BOBBY SANGUINETTI*	3	0	0	0	0	0	0	0
JUSTIN PETERS	7	0	0	0	0	0	0	0
BRIAN BOUCHER	10	0	0	0	0	0	0	0

GOALTENDING

PLAYER	GP	MINS	GA	GAA	SO	W-L-OT
MIKE MURPHY*	2	36	0	0	0	0-1-0
JUSTIN PETERS	7	387	16	2.48	1	2-3-2
CAM WARD	68	3988	182	2.74	5	30-23-13
BRIAN BOUCHER	10	546	31	3.41	0	1-6-1

SEASON HIGHLIGHTS

• Jim Rutherford announces that the Hurricanes will honor former Carolina center Josef Vasicek with a No. 63 patch on their jerseys. Vasicek was killed in a Sept. 7, 2011, plane crash outside of Yaroslav, Russia that claimed the lives of 44 people with the Lokimotiv (KHL) hockey club – September 15, 2011.

• Kirk Muller is named head coach; Paul Maurice relieved of his head coaching duties – November 28, 2011.

• John MacLean joins coaching staff as an assistant coach – December 1, 2011.

• Kirk Muller earns his first NHL win as a head coach as the Hurricanes defeat the Edmonton Oilers 5-3 at Rexall Place – December 7, 2011.

• Cam Ward becomes the first goaltender in franchise history to score a goal when he is credited with Carolina's empty-net goal in the Hurricanes' 4-2 win against New Jersey – December 26, 2011.

• Justin Faulk represents Carolina at NHL All-Star Weekend in Ottawa, Ont., as one of 12 league rookies selected to participate in the All-Star Skills Competition. Faulk was one of four players to shoot for Team Alfredsson in the Hardest Shot event – January 28, 2012.

• The Hurricanes' home arena is renamed PNC Arena. The change came as a result of PNC Bank's acquistion of RBC Bank (USA). Carolina posts a 2-0 win against St. Louis behind Cam Ward's 40-save shutout – March 15, 2012.

2010-11 IN REVIEW

CLOSING GAME ROSTER *vs. Tampa Bay Lightning (home 4/9/11)*

4	Jamie McBain	D	**19**	Jiri Tlusty	C	**33**	Derek Joslin	D	**60**	Justin Peters	G
5	Bryan Allen	D	**20**	Troy Bodie (scratch)	RW	**36**	Jussi Jokinen	LW	**61**	Cory Stillman	LW
6	Tim Gleason	D	**21**	Drayson Bowman	LW	**39**	Patrick Dwyer	RW	**71**	Jerome Samson	RW
12	Eric Staal	C	**25**	Joni Pitkanen	D	**44**	Jay Harrison (injured)	D	**77**	Joe Corvo	D
15	Tuomo Ruutu	LW	**26**	Erik Cole	LW	**53**	Jeff Skinner	C			
16	Brandon Sutter	C	**30**	Cam Ward	G	**59**	Chad LaRose	RW			

FINAL SOUTHEAST DIVISION STANDINGS

	GP	W	L	OT	GF	GA	PTS
WASHINGTON	82	48	23	11	224	197	107
TAMPA BAY	82	46	25	11	247	240	103
CAROLINA*	82	40	31	11	236	239	91
ATLANTA	82	34	36	12	223	269	80
FLORIDA	82	30	40	12	195	229	72

*Did not make playoffs.

COMPLETE RESULTS *(*Overtime **Shootout)*

DATE	W/L	SCORE		OPP.	DATE	W/L	SCORE		OPP.
10/7	W	4-3	at	MIN	1/11	W	6-5**		CGY
10/8	W	2-1**		MIN	1/13	L	2-3	at	BUF
10/14	L	2-3	at	OTT	1/15	W	6-4		TB
10/17	L	1-5	at	VAN	1/17	L	0-7	at	BOS
10/19	W	5-2	at	SJ	1/18	L	2-3		BOS
10/20	L	3-4	at	LA	1/20	W	4-1		NYR
10/23	W	4-3*	at	PHX	1/22	L	2-3	at	PIT
10/27	L	0-3		WSH	1/24	W	6-4		TOR
10/29	W	4-3	at	NYR	1/26	W	4-2	at	NYI
10/30	L	0-3		PIT	2/1	L	2-3		BOS
11/1	L	2-3	at	PHI	2/3	L	0-3	at	TOR
11/3	W	7-2		NYI	2/5	W	4-3*		ATL
11/5	L	4-7	at	FLA	2/8	OT	2-3*	at	NJ
11/6	W	3-2		FLA	2/10	L	1-2	at	PHI
11/9	W	7-1		EDM	2/12	OT	3-4*	at	TB
11/11	L	1-8		PHI	2/13	W	3-2	at	ATL
11/13	L	2-7	at	MTL	2/16	L	2-3	at	NJ
11/17	W	7-1		OTT	2/18	W	3-2		PHI
11/19	OT	4-5**	at	PIT	2/19	L	1-4		NJ
11/20	OT	1-2**		NSH	2/22	OT	3-4**		NYR
11/24	L	2-3		WSH	2/25	W	4-1		PIT
11/26	W	3-0	at	BOS	2/26	L	3-4	at	MTL
11/28	OT	2-3**	at	WSH	3/1	W	2-1		FLA
11/29	L	1-4		DAL	3/3	W	3-2*		BUF
12/3	W	2-1*		COL	3/4	L	2-5	at	CHI
12/4	L	2-5	at	NSH	3/9	OT	2-3*		ATL
12/10	OT	1-2**	at	DAL	3/11	L	1-2	at	WSH
12/11	W	2-1**	at	STL	3/12	L	2-3		CBJ
12/15	W	4-3	at	FLA	3/15	W	1-0	at	BUF
12/16	W	3-2**	at	ATL	3/16	L	1-3		TOR
12/18	W	4-2		ANA	3/18	W	3-2*		NYI
12/20	L	1-5	at	TB	3/22	W	4-3		OTT
12/23	L	2-3		MTL	3/25	W	4-3	at	TB
12/26	L	2-3		WSH	3/26	L	2-4		TB
12/28	W	4-3	at	TOR	3/29	W	3-2**	at	WSH
12/29	W	4-0	at	OTT	3/30	W	6-2		MTL
1/1	W	6-3		NJ	4/2	W	4-2	at	NYI
1/3	OT	3-4*		FLA	4/3	OT	1-2*		BUF
1/5	OT	1-2*	at	NYR	4/6	W	3-0		DET
1/7	W	5-3	at	FLA	4/8	W	6-1	at	ATL
1/9	W	4-3*		ATL	4/9	L	2-6		TB

MAJOR TRADES

09/21/10 – Signed forward Jeff Skinner to a three-year, entry-level contract.
11/16/10 – Claimed forward Troy Bodie on waivers from Anaheim.
11/17/10 – Acquired defenseman Ian White and forward Brett Sutter from Calgary in exchange for defenseman Anton Babchuk and forward Tom Kostopoulos.
02/18/11 – Acquired defenseman Derek Joslin from San Jose in exchange for future considerations; Acquired San Jose's 2012 second-round draft pick in exchange for defenseman Ian White.
02/22/11 – Acquired forward Cory Stillman from Florida in exchange for forward Ryan Carter and Carolina's 2011 fifth-round draft pick.
02/28/11 – Acquired defenseman Bryan Allen from Florida in exchange for forward Sergei Samsonov.

FINAL STATISTICS *(Hurricanes games only)*

SCORING *(*Rookies)*

PLAYER	GP	G	A	PTS	PIM	PP	SH	GW
ERIC STAAL	81	33	43	76	72	12	3	8
JEFF SKINNER*	82	31	32	63	46	6	0	2
TUOMO RUUTU	82	19	38	57	54	7	0	1
ERIK COLE	82	26	26	52	49	3	1	9
JUSSI JOKINEN	70	19	33	52	24	8	0	1
JOE CORVO	82	11	29	40	18	5	1	1
JONI PITKANEN	72	5	30	35	60	1	0	1
CHAD LAROSE	82	16	15	31	59	2	1	0
JAMIE MCBAIN*	76	7	23	30	32	1	0	2
BRANDON SUTTER	82	14	15	29	25	1	0	3
SERGEI SAMSONOV	58	10	16	26	12	4	0	0
PATRICK DWYER	80	8	10	18	12	0	1	2
CORY STILLMAN	21	5	11	16	4	2	0	1
TIM GLEASON	82	2	14	16	85	0	0	0
JIRI TLUSTY	57	6	6	12	14	0	0	0
JAY HARRISON	72	3	7	10	72	0	0	0
IAN WHITE	39	0	10	10	12	0	0	0
ANTON BABCHUK	17	3	5	8	12	1	0	1
ZACH BOYCHUK	23	4	3	7	4	1	0	1
DEREK JOSLIN	17	1	4	5	2	1	0	1
BRYAN ALLEN	19	0	5	5	19	0	0	0
ZAC DALPE*	15	3	1	4	0	0	0	1
TOM KOSTOPOULOS	17	1	3	4	30	0	0	0
TROY BODIE	50	1	2	3	54	0	0	0
RYAN CARTER	32	0	3	3	22	0	0	0
JON MATSUMOTO*	13	2	0	2	4	0	0	0
JEROME SAMSON*	23	0	2	2	0	0	0	0
PATRICK O'SULLIVAN	10	1	0	1	2	0	0	0
DRAYSON BOWMAN*	23	0	1	1	12	0	0	0
CAM WARD	74	0	1	1	0	0	0	0
BRETT SUTTER*	1	0	0	0	0	0	0	0
BRYAN RODNEY	3	0	0	0	2	0	0	0
JUSTIN PETERS*	12	0	0	0	4	0	0	0
BRETT CARSON	13	0	0	0	4	0	0	0

GOALTENDING

PLAYER	GP	MINS	GA	GAA	SO	W-L-OT
CAM WARD	74	4318	184	2.56	4	37-26-10
JUSTIN PETERS*	12	648	43	3.98	0	3-5-1

SEASON HIGHLIGHTS

• The Hurricanes take on SKA St. Petersburg in an exhibition game. Carolina is the first NHL team to play in Russia in more than 20 years – October 4, 2010.

• The Hurricanes take part in the 2010 Compuware NHL Premiere, playing two games against the Minnesota Wild at Hartwall Arena in Helsinki, Finland. Carolina wins both games – October 7-8, 2010.

• Head Coach Paul Maurice coaches his 1,000th career NHL regular-season game, making him the 19th head coach in league history – and the youngest at 43 years-302 days – to accomplish that feat – November 28, 2010.

• Carolina notches the 1,000th regular-season win in franchise history, downing the Toronto Maple Leafs 6-4 at the RBC Center – January 24, 2011.

• The Hurricanes host NHL All-Star Weekend. Team Lidstrom downs Team Staal by an 11-10 score in the All-Star Game. Jamie McBain, Jeff Skinner, Eric Staal and Cam Ward represent Carolina in the events – January 28-30, 2011.

• Cam Ward sets a new franchise record for saves in a season with 2,191, shattering the previous record of 1,844 set by Sean Burke in 1995-96. – April 9, 2011.

• Jeff Skinner becomes the first player in Carolina's franchise history to win the Calder Trophy as the NHL's rookie of the year – June 22, 2011.

CLOSING GAME ROSTER *vs. Boston Bruins (away 4/10/10)*

5	Brian Pothier	D	**16**	Brandon Sutter	C	**29**	Tom Kostopoulos	RW	**45**	Alexandre Picard (injured)	D
6	Tim Gleason (injured)	D	**17**	Rod Brind'Amour (injured)	C	**30**	Cam Ward	G	**53**	Casey Borer	D
11	Zach Boychuk	C	**21**	Drayson Bowman	LW	**33**	Bryan Rodney	D	**59**	Chad LaRose	RW
12	Eric Staal	C	**25**	Joni Pitkanen (injured)	D	**34**	Manny Legace	G	**67**	Jerome Samson	RW
13	Ray Whitney	LW	**26**	Erik Cole	LW	**36**	Jussi Jokinen	LW			
14	Sergei Samsonov	LW	**27**	Brett Carson	D	**39**	Patrick Dwyer	RW			
15	Tuomo Ruutu (injured)	LW	**28**	Jamie McBain	D	**44**	Jay Harrison	D			

FINAL SOUTHEAST DIVISION STANDINGS

	GP	W	L	OT	GF	GA	PTS
WASHINGTON	82	54	15	13	318	233	121
ATLANTA	82	35	34	13	234	256	83
CAROLINA*	82	35	37	10	230	256	80
TAMPA BAY	82	34	36	12	217	260	80
FLORIDA	82	32	37	13	208	244	77

*Did not make playoffs.

COMPLETE RESULTS *(*Overtime **Shootout)*

DATE	W/L	SCORE		OPP.	DATE	W/L	SCORE		OPP.
10/2	L	0-2		PHI	1/7	L	2-4	at	NSH
10/3	L	2-7	at	BOS	1/8	W	2-1		COL
10/6	W	2-1**		TB	1/10	W	4-1		OTT
10/9	W	7-2		FLA	1/12	W	4-2	at	TOR
10/10	L	2-5	at	TB	1/14	L	1-3	at	DET
10/14	OT	2-3**		PIT	1/16	L	3-5		ATL
10/17	L	0-2	at	NJ	1/18	L	2-3		TB
10/21	OT	3-4**	at	NYI	1/21	W	5-2	at	ATL
10/23	L	4-5	at	COL	1/23	L	2-4	at	PHI
10/24	OT	2-3*	at	MIN	1/24	W	5-1		BOS
10/28	L	2-5		STL	1/27	W	5-1	at	NYR
10/31	L	1-6	at	PHI	1/28	W	4-1		NYI
11/1	L	1-5		SJ	1/30	W	4-2		CHI
11/4	L	0-3	at	FLA	2/1	L	2-4	at	EDM
11/6	L	2-3		TOR	2/3	L	1-4	at	CGY
11/7	L	2-3	at	CBJ	2/5	W	4-3	at	BUF
11/11	L	2-5		LA	2/6	W	3-1	at	NYI
11/13	OT	3-4*		NYI	2/9	W	4-1		FLA
11/15	W	5-4**		MIN	2/11	W	4-3*		BUF
11/17	OT	2-3**	at	MTL	2/13	W	5-2		NJ
11/19	W	6-5**		TOR	3/2	W	5-1	at	TOR
11/21	W	3-1		TB	3/4	W	4-1		OTT
11/23	L	0-2	at	DAL	3/6	L	1-4	at	FLA
11/25	L	2-3	at	ANA	3/7	W	4-0	at	ATL
11/27	L	4-6		ATL	3/10	OT	3-4*	at	WSH
11/28	L	1-5	at	BUF	3/11	W	4-3*		PIT
11/30	L	2-3		WSH	3/13	L	0-4		PHX
12/5	W	5-3		VAN	3/16	L	2-5		BOS
12/7	W	3-2	at	PIT	3/18	W	4-3*		WSH
12/9	L	2-4	at	NJ	3/20	W	3-2*	at	PIT
12/11	OT	3-4*	at	WSH	3/21	L	3-5		BUF
12/12	L	2-4	at	OTT	3/23	OT	2-3*	at	TB
12/16	W	5-3		DAL	3/25	W	3-2**		WSH
12/18	L	3-6	at	FLA	3/27	L	0-4		ATL
12/19	W	3-2		FLA	3/29	W	4-1	at	ATL
12/21	L	1-3		NYR	3/31	W	2-1	at	MTL
12/23	L	1-5		MTL	4/1	OT	3-4**	at	OTT
12/26	OT	3-4**		PHI	4/3	L	0-4		NJ
12/28	W	6-3	at	WSH	4/6	W	8-5	at	TB
12/31	L	1-2		NYR	4/8	W	5-2		MTL
1/2	W	2-1*	at	NYR	4/10	L	2-4	at	BOS

MAJOR TRADES

07/24/09 – Acquired defenseman Aaron Ward from Boston in exchange for forward Patrick Eaves and a fourth-round pick in 2010.

12/03/09 – Acquired forward Jiri Tlusty from Toronto in exchange for forward Philippe Paradis.

02/07/10 – Traded defenseman Niclas Wallin and a 2010 fifth-round pick to San Jose for Buffalo's 2010 second-round pick.

02/12/10 – Traded forward Matt Cullen to Ottawa for defenseman Alexandre Picard and Ottawa's 2010 second-round pick.

03/03/10 – Acquired goaltender Justin Pogge and Boston's fourth-round pick in 2010 or 2011 from Anaheim in exchange for defenseman Aaron Ward; Traded forward Scott Walker to Washington for Washington's 2010 seventh-round pick; Acquired defenseman Brian Pothier, forward Oskar Osala and Washington's 2011 second-round pick from Washington for defenseman Joe Corvo; Acquired forward Cedric McNicoll and Colorado's 2010 sixth-round pick from Colorado for forwards Stephane Yelle and Harrison Reed; Traded defenseman Andrew Alberts to Vancouver for Vancouver's 2010 third-round pick.

FINAL STATISTICS *(Hurricanes games only)*

SCORING *(*Rookies)*

PLAYER	GP	G	A	PTS	PIM	PP	SH	GW
ERIC STAAL	70	29	41	70	68	13	0	5
JUSSI JOKINEN	81	30	35	65	36	10	0	6
RAY WHITNEY	80	21	37	58	26	7	0	5
JONI PITKANEN	71	6	40	46	72	1	0	1
BRANDON SUTTER	72	21	19	40	2	5	0	3
MATT CULLEN	60	12	28	40	26	1	2	1
TUOMO RUUTU	54	14	21	35	50	5	0	1
SERGEI SAMSONOV	72	14	15	29	32	2	0	2
CHAD LAROSE	56	11	17	28	24	0	1	0
TOM KOSTOPOULOS	82	8	13	21	106	0	2	0
ROD BRIND'AMOUR	80	9	10	19	36	2	0	2
TIM GLEASON	61	5	14	19	78	1	1	0
ERIK COLE	40	11	5	16	29	2	0	1
PATRICK DWYER	58	7	5	12	6	0	0	2
JOE CORVO	34	4	8	12	10	4	0	0
BRETT CARSON*	54	2	10	12	12	0	0	0
BRYAN RODNEY*	22	1	10	11	8	0	0	0
AARON WARD	60	1	10	11	54	0	0	0
JAMIE MCBAIN*	14	3	7	10	0	1	0	1
ANDREW ALBERTS	62	2	8	10	74	0	0	0
ZACH BOYCHUK*	31	3	6	9	2	0	0	0
STEPHANE YELLE	59	4	3	7	28	0	1	0
JIRI TLUSTY	18	1	5	6	6	0	0	0
JAY HARRISON	38	1	5	6	50	0	0	0
SCOTT WALKER	33	3	2	5	23	1	0	0
NICLAS WALLIN	47	0	5	5	26	0	0	0
BRIAN POTHIER	20	1	3	4	11	0	0	1
CAM WARD	47	0	3	3	0	0	0	0
DRAYSON BOWMAN*	9	2	0	2	4	1	0	0
JEROME SAMSON*	7	0	2	2	10	0	0	0
MANNY LEGACE	28	0	1	1	0	0	0	0
OSKAR OSALA*	1	0	0	0	0	0	0	0
CASEY BORER*	2	0	0	0	0	0	0	0
STEVEN GOERTZEN	6	0	0	0	5	0	0	0
ALEXANDRE PICARD	9	0	0	0	6	0	0	0
JUSTIN PETERS*	9	0	0	0	0	0	0	0
TIM CONBOY	12	0	0	0	24	0	0	0

GOALTENDING

PLAYER	GP	MINS	GA	GAA	SO	W-L-OT
CAM WARD	47	2651	119	2.69	0	18-23-5
MANNY LEGACE	28	1472	69	2.81	1	10-7-5
JUSTIN PETERS*	9	488	23	2.83	0	6-3-0
MICHAEL LEIGHTON	7	350	25	4.29	0	1-4-0

SEASON HIGHLIGHTS

- Goaltender Cam Ward signs a six-year contract extension which begins in 2010-11 and will run through 2015-16 – September 30, 2009.
- Forward Ray Whitney plays his 1,000th NHL regular-season game in the Hurricanes' game at Nassau Coliseum against the New York Islanders – October 21, 2009.
- Forward Eric Staal's 349-game "ironman" streak ends when he misses Carolina's game at Florida. The games-played streak is the longest since the team's relocation, and the second-longest in franchise history – November 4, 2009.
- The Hurricanes name Eric Staal captain and Rod Brind'Amour alternate captain – January 20, 2010.
- All four Hurricanes players – Tim Gleason (USA-silver), Joni Pitkanen (Finland-bronze), Tuomo Ruutu (Finland-bronze) and Eric Staal (Canada-gold) – competing in the 2010 Winter Olympics in Vancouver win medals – February 28, 2010.
- Paul Maurice coaches his 800th game behind the Hurricanes' bench, making him the 10th coach in NHL history to coach 800 games with one franchise – March 16, 2010.
- Forward Brandon Sutter finishes the season with 20 goals and only two penalty minutes, making him the first NHL player since Sergei Berezin (26g, 2 PIM) in 1999-00 to have at least 20 goals while only taking two penalty minutes – April 10, 2010.

2008-09 IN REVIEW

CLOSING GAME ROSTER *vs. New Jersey Devils (away 4/11/09)*

4	Dennis Seidenberg	D	**14**	Sergei Samsonov	LW	**26**	Erik Cole	LW	**59**	Chad LaRose	RW
5	Frantisek Kaberle (injured)	D	**15**	Tuomo Ruutu	LW	**30**	Cam Ward	G	**63**	Dwight Helminen	C
6	Tim Gleason	D	**17**	Rod Brind'Amour	C	**33**	Anton Babchuk	D	**77**	Joe Corvo	D
7	Niclas Wallin	D	**18**	Ryan Bayda (scratch)	LW	**36**	Jussi Jokinen	LW			
8	Matt Cullen (injured)	C	**20**	Michael Ryan (scratch)	C	**38**	Tim Conboy	D			
12	Eric Staal	C	**24**	Scott Walker	RW	**44**	Patrick Eaves	RW			
13	Ray Whitney	LW	**25**	Joni Pitkanen	D	**49**	Michael Leighton	G			

FINAL SOUTHEAST DIVISION STANDINGS

	GP	W	L	OT	GF	GA	PTS
WASHINGTON	82	50	24	8	272	245	108
CAROLINA*	82	45	30	7	239	226	97
FLORIDA	82	41	30	11	234	231	93
ATLANTA	82	35	41	6	257	280	76
TAMPA BAY	82	24	40	18	210	279	66

*Def. New Jersey in Eastern Conf. Quarterfinals, 4-3; Def. Boston in Eastern Conf. Semifinals, 4-3; Lost to Pittsburgh in Eastern Conf. Finals, 4-0.

COMPLETE RESULTS *(*Overtime **Shootout)*

DATE	W/L	SCORE		OPP.	DATE	W/L	SCORE		OPP.
10/10	W	6-4		FLA	1/8	L	2-4	at	FLA
10/11	W	4-3*	at	TB	1/10	L	1-5	at	BOS
10/13	L	1-3		DET	1/13	L	1-5	at	OTT
10/17	OT	3-4*	at	LA	1/15	L	4-6		TOR
10/19	W	3-1	at	ANA	1/17	L	1-3	at	BUF
10/23	L	1-4	at	PIT	1/19	W	2-0	at	TOR
10/25	W	4-3	at	NYI	1/20	W	2-1	at	PIT
10/28	OT	2-3**	at	MTL	1/27	L	2-3	at	NYR
10/30	W	1-0	at	STL	1/29	W	3-2		TB
11/1	L	1-3		EDM	1/31	W	2-0		ATL
11/2	W	6-4		TOR	2/3	L	3-4	at	VAN
11/4	W	5-4*	at	TOR	2/5	W	4-3**	at	SJ
11/6	L	2-3	at	WSH	2/7	W	7-2	at	PHX
11/7	W	2-1		OTT	2/12	L	0-5		FLA
11/9	L	2-5		ATL	2/14	L	1-5		CBJ
11/12	L	1-5		WSH	2/15	W	3-0	at	BUF
11/14	L	2-3	at	ATL	2/17	L	1-5		BOS
11/16	W	3-2**		TB	2/19	W	6-2	at	NYI
11/18	W	2-1		MTL	2/20	W	4-1		TB
11/21	W	5-2		PHX	2/22	W	t-2		COL
11/23	L	2-5		NSH	2/24	L	2-4	at	OTT
11/24	L	2-3	at	FLA	2/26	W	2-1**		BUF
11/26	L	1-3		PHI	2/28	L	3-5	at	ATL
11/28	W	3-2*	at	PHI	3/3	W	5-2	at	WSH
11/30	L	1-4		ANA	3/6	W	6-1		CGY
12/4	L	2-5		PIT	3/7	W	9-3	at	TB
12/6	OT	1-2*		PHI	3/9	W	3-0		NYR
12/7	W	3-1		WSH	3/11	OT	2-3**	at	CHI
12/11	OT	5-6**	at	PHI	3/12	L	2-3	at	DAL
12/13	OT	2-3**	at	NYR	3/14	OT	4-5**	at	WSH
12/16	W	3-2		MTL	3/18	W	4-2		NJ
12/18	W	2-1*		FLA	3/20	W	5-4		NYI
12/20	L	2-4	at	BOS	3/21	W	4-1		WSH
12/21	W	3-2*	at	MTL	3/23	W	3-2*	at	FLA
12/23	L	2-3	at	MIN	3/25	W	2-1		OTT
12/26	W	5-4	at	ATL	3/28	W	2-1	at	NJ
12/27	L	2-4		BOS	4/2	W	4-2		NYR
12/31	W	3-1		ATL	4/4	W	3-2*		PIT
1/2	W	2-1		STL	4/7	W	9-0		NYI
1/3	W	3-2	at	TB	4/9	L	1-5		BUF
1/6	W	3-2		NJ	4/11	L	2-3	at	NJ

MAJOR TRADES

07/01/08 – Acquired defenseman Joni Pitkanen from Edmonton in exchange for forward Erik Cole.
02/07/09 – Acquired forward Jussi Jokinen from Tampa Bay in exchange for forward/defenseman Wade Brookbank, defenseman Josef Melichar and a fourth-round pick in 2009.
03/04/09 – Acquired forward Patrick O'Sullivan and Calgary's second-round pick in 2009 from Los Angeles in exchange for forward Justin Williams; traded O'Sullivan and Carolina's second-round pick in 2009 to Edmonton for forward Erik Cole and Edmonton's fifth-round pick in 2009.

FINAL STATISTICS *(Hurricanes games only)*

SCORING *(*Rookies)*

PLAYER	GP	G	A	PTS	PIM	PP	SH	GW
RAY WHITNEY	82	24	53	77	32	7	0	2
ERIC STAAL	82	40	35	75	50	14	1	8
TUOMO RUUTU	79	26	28	54	79	10	0	4
ROD BRIND'AMOUR	80	16	35	51	36	6	1	1
SERGEI SAMSONOV	81	16	32	48	28	3	0	3
MATT CULLEN	69	22	21	43	20	4	2	2
JOE CORVO	81	14	24	38	18	8	1	6
ANTON BABCHUK	72	16	19	35	16	9	0	4
JONI PITKANEN	71	7	26	33	58	2	0	3
CHAD LAROSE	81	19	12	31	35	0	2	4
DENNIS SEIDENBERG	70	5	25	30	37	2	0	1
SCOTT WALKER	41	5	10	15	39	1	0	0
ERIK COLE	17	2	13	15	10	0	0	0
PATRICK EAVES	74	6	8	14	31	1	1	1
RYAN BAYDA	70	5	7	12	26	0	0	0
TIM GLEASON	70	0	12	12	68	0	0	0
JUSSI JOKINEN	25	1	10	11	12	0	0	1
JUSTIN WILLIAMS	32	3	7	10	9	2	0	0
NICLAS WALLIN	64	2	8	10	42	0	0	1
FRANTISEK KABERLE	30	1	7	8	8	1	0	0
BRANDON SUTTER*	50	1	5	6	16	0	0	0
JOSEF MELICHAR	15	0	4	4	8	0	0	0
DAN LACOUTURE	11	2	0	2	10	0	0	1
DWIGHT HELMINEN*	23	1	1	2	0	0	0	0
MICHAEL RYAN	18	0	2	2	2	0	0	0
BRYAN RODNEY*	8	0	2	2	2	0	0	0
WADE BROOKBANK	27	1	0	1	40	0	0	0
PATRICK DWYER*	13	1	0	1	0	0	0	0
TIM CONBOY	28	0	1	1	37	0	0	0
JAKUB PETRUZALEK*	2	0	1	1	0	0	0	0
CAM WARD	68	0	1	1	4	0	0	0
BRETT CARSON*	5	0	0	0	4	0	0	0
CASEY BORER*	3	0	0	0	5	0	0	0
ZACH BOYCHUK*	2	0	0	0	0	0	0	0
MICHAEL LEIGHTON	19	0	0	0	4	0	0	0

GOALTENDING

PLAYER	GP	MINS	GA	GAA	SO	W-L-OT
CAM WARD	68	3928	160	2.44	6	39-23-5
MICHAEL LEIGHTON	19	1029	50	2.92	0	6-7-2

SEASON HIGHLIGHTS

• Paul Maurice is named head coach and Ron Francis is named associate head coach; Peter Laviolette relieved of his head coaching duties – December 3, 2008.

• The Hurricanes score a 9-3 win at TB, marking the most goals in a game for the team since relocating to North Carolina. Eric Staal scores four goals, marking the first time a player had scored four goals in a game since relocation, and the third time the feat was accomplished in franchise history. Staal's six points set a Hurricanes record and tie the franchise record for points in a game – March 7, 2009.

• Cam Ward earns his 39th win of the season in Carolina's 9-0 rout of the NY Islanders. For Ward, the win breaks Martin Gerber's franchise record of 38 wins in a season. For the Hurricanes, it marks their 45th win of the regular season - the second-best wins total in franchise history – April 7, 2009.

• The Hurricanes' franchise-record 12-game home winning streak is snapped. The 12-game home winning streak shatters the previous record of nine games – April 9, 2009.

• "The Shock at the Rock" – Trailing 3-2 with 1:20 remaining in regulation, Jussi Jokinen scores the tying goal in Game 7 of the Eastern Conference Quarterfinals at New Jersey's Prudential Center. Eric Staal then beats Martin Brodeur with 32 seconds remaining, and the Hurricanes advance to the second round – April 28, 2009.

• Scott Walker beats Tim Thomas 18:46 into overtime of Game 7 of the Eastern Conference Semifinals at TD Banknorth Garden to give the Hurricanes a 3-2 win. Carolina becomes just the fourth team to advance to the Eastern Conference Finals three times in the first decade of the 2000s, joining NJ, PHI and PIT in that group.

CLOSING GAME ROSTER *vs. Florida Panthers (home 4/7/07)*

2	Glen Wesley	D	**12**	Eric Staal	C	**24**	Scott Walker	RW	**44**	Patrick Eaves (injured)	RW
4	Dennis Seidenberg	D	**13**	Ray Whitney	LW	**26**	Erik Cole	LW	**45**	David Tanabe (injured)	D
5	Frantisek Kaberle	D	**14**	Sergei Samsonov	LW	**28**	Andrew Hutchinson	D	**47**	John Grahame	G
6	Bret Hedican	D	**15**	Tuomo Ruutu	LW	**30**	Cam Ward	G	**51**	Jeff Hamilton (scratch)	F
7	Niclas Wallin	D	**17**	Rod Brind'Amour (injured)	C	**37**	Keith Aucoin	RW	**59**	Chad LaRose	RW
8	Matt Cullen	C	**18**	Ryan Bayda	LW	**38**	Tim Conboy (scratch)	D	**77**	Joe Corvo	D
11	Justin Williams (injured)	RW	**19**	Trevor Letowski	RW	**42**	Tim Gleason	D			

FINAL SOUTHEAST DIVISION STANDINGS

	GP	W	L	OT	GF	GA	PTS
WASHINGTON	82	43	31	8	242	231	94
CAROLINA*	82	43	33	6	252	249	92
FLORIDA	82	38	35	9	216	226	85
ATLANTA	82	34	40	8	216	272	76
TAMPA BAY	82	31	42	9	223	267	71

*Did not make playoffs.

COMPLETE RESULTS *(*Overtime **Shootout)*

DATE	W/L	SCORE		OPP.	DATE	W/L	SCORE		OPP.
10/3	OT	2-3*		MTL	1/2	OT	4-5*		ATL
10/5	W	4-1		PIT	1/4	W	4-3	at	ATL
10/6	L	0-2	at	WSH	1/5	L	0-1	at	STL
10/9	W	7-1	at	TOR	1/8	W	1-0	at	BOS
10/11	W	5-3	at	OTT	1/10	L	1-4		NJ
10/13	W	3-1	at	MTL	1/12	L	4-5		COL
10/19	OT	3-4**	at	PIT	1/15	L	4-5	at	TOR
10/20	OT	2-3*	at	PHI	1/17	L	1-5	at	OTT
10/22	W	3-1		VAN	1/18	W	7-2		EDM
10/24	W	6-2		BUF	1/21	W	3-2*	at	NYI
10/26	L	4-7		MTL	1/22	L	3-6		NYI
10/27	W	8-3	at	NYI	1/29	W	3-1		NYR
10/31	L	2-4	at	FLA	1/31	W	3-2*		TOR
11/3	W	4-2		FLA	2/2	L	1-4	at	PIT
11/5	W	5-0		WSH	2/5	L	0-1	at	NSH
11/8	L	1-5		TB	2/8	W	2-1	at	WSH
11/10	W	5-3	at	ATL	2/9	L	1-6	at	NJ
11/12	W	4-3	at	FLA	2/12	W	3-2	at	BOS
11/14	L	1-6	at	TB	2/14	W	4-2		PIT
11/16	L	0-3		ATL	2/16	W	5-4		FLA
11/17	W	2-1		FLA	2/18	L	1-5	at	NJ
11/21	L	3-6		PHI	2/19	OT	2-3**		BOS
11/23	W	4-3		TB	2/21	W	5-3		ATL
11/24	L	2-5	at	WSH	2/23	W	6-3		WSH
11/28	L	1-3		PHI	2/26	W	2-1*		NJ
11/30	W	4-3		WSH	2/28	L	2-4		NYR
12/1	L	1-8	at	BUF	3/1	W	5-1		TB
12/3	W	4-0	at	NYR	3/5	W	6-3	at	ATL
12/6	L	1-2	at	TB	3/6	W	3-2		MIN
12/8	W	5-1	at	MTL	3/8	W	4-3*		BUF
12/9	L	2-5	at	DET	3/12	W	3-0	at	CHI
12/12	L	0-6		OTT	3/14	L	1-7	at	BUF
12/14	L	3-4		CGY	3/16	W	5-1		OTT
12/15	W	6-5**	at	PHI	3/19	W	5-3	at	ATL
12/18	W	3-2*		TOR	3/20	W	2-1**	at	FLA
12/20	L	4-5	at	FLA	3/25	OT	2-3**		WSH
12/22	W	4-1	at	TB	3/28	W	7-1		ATL
12/26	L	2-4	at	NYR	3/29	L	1-2	at	TB
12/28	W	4-3		BOS	4/1	L	1-4	at	WSH
12/29	L	1-4	at	CBJ	4/2	W	6-2		TB
12/31	L	1-4		NYI	4/4	L	3-4		FLA

MAJOR TRADES

01/08/08 – Claimed forward Sergei Samsonov on re-entry waivers from Chicago.

01/17/08 – Traded forward Craig Adams to Chicago for future considerations.

01/31/08 – Acquired forward Joe Jensen from Pittsburgh in exchange for forward David Gove.

02/11/08 – Acquired defenseman Joe Corvo and forward Patrick Eaves from Ottawa in exchange for defenseman Mike Commodore and forward Cory Stillman.

02/26/08 – Acquired forward Tuomo Ruutu from Chicago in exchange for forward Andrew Ladd.

FINAL STATISTICS *(Hurricanes games only)*

SCORING *(*Rookies)*

PLAYER	GP	G	A	PTS	PIM	PP	SH	GW
ERIC STAAL	82	38	44	82	50	14	0	7
RAY WHITNEY	66	25	36	61	30	6	0	4
ERIK COLE	73	22	29	51	76	10	0	4
ROD BRIND'AMOUR	59	19	32	51	38	6	0	4
MATT CULLEN	59	13	36	49	32	8	0	1
CORY STILLMAN	55	21	25	46	14	10	0	6
SERGEI SAMSONOV	38	14	18	32	10	3	0	2
SCOTT WALKER	58	14	18	32	115	4	2	4
JUSTIN WILLIAMS	37	9	21	30	43	2	0	0
JEFF HAMILTON	58	9	15	24	10	7	0	1
CHAD LAROSE	58	11	12	23	46	0	1	2
FRANTISEK KABERLE	80	0	22	22	30	0	0	0
JOSEPH CORVO	23	7	14	21	8	5	0	2
TIM GLEASON	80	3	16	19	84	0	0	0
ANDREW LADD	43	9	9	18	31	0	0	1
TREVOR LETOWSKI	75	9	9	18	30	0	1	1
BRET HEDICAN	66	2	15	17	70	0	0	0
DENNIS SEIDENBERG	47	0	15	15	18	0	0	0
KEITH AUCOIN	38	5	8	13	10	0	0	0
MIKE COMMODORE	41	3	9	12	74	0	0	0
TUOMO RUUTU	17	4	7	11	16	3	0	0
NICLAS WALLIN	66	2	6	8	54	0	0	0
GLEN WESLEY	78	1	7	8	52	0	0	1
RYAN BAYDA	31	3	3	6	28	0	0	0
CRAIG ADAMS	40	2	3	5	34	0	0	0
PATRICK EAVES	11	1	4	5	4	1	0	0
TIM CONBOY*	19	0	5	5	60	0	0	0
CASEY BORER*	11	1	2	3	4	0	0	0
DAVID TANABE	18	1	2	3	8	0	0	0
WADE BROOKBANK	32	1	1	2	76	0	0	0
JOE JENSEN*	6	1	0	1	2	0	0	1
BRANDON NOLAN*	6	0	1	1	0	0	0	0
JOHN GRAHAME	17	0	1	1	4	0	0	0
CAM WARD	69	0	1	1	4	0	0	0
JOEY MORMINA*	1	0	0	0	0	0	0	0
MICHAEL LEIGHTON	3	0	0	0	0	0	0	0

GOALTENDING

PLAYER	GP	MINS	GA	GAA	SO	W-L-OT
MICHAEL LEIGHTON	3	158	7	2.66	0	1-1-0
CAM WARD	69	3930	180	2.75	4	37-25-5
JOHN GRAHAME	17	848	53	3.75	0	5-7-1

SEASON HIGHLIGHTS

• Forward Eric Staal becomes the sixth-fastest player in franchise history (268 games) to score 100 goals when he beats Johan Holmqvist in a 4-3 win vs. TB – November 23, 2007.

• Eric Staal represents the Eastern Conference at the NHL All-Star Game in Atlanta. Staal is named the Game's Most Valuable Player with two goals and an assist on Marc Savard's game-winner, helping the Eastern Conference to an 8-7 win. It marks the first All-Star Game MVP for a player in franchise history – January 27, 2008.

• Defenseman Glen Wesley passes Tim Horton (1,446) on the NHL's all-time games played list for defensemen – March 12, 2008.

• Glen Wesley announces his retirement as a player and is named director of defenseman development. President/General Manager Jim Rutherford announces that Wesley's No. 2 jersey would be retired to the RBC Center rafters – June 5, 2008.

2006-07 IN REVIEW

CLOSING GAME ROSTER *vs. Florida Panthers (home 4/7/07)*

2	Glen Wesley	D	**12**	Eric Staal	C	**26**	Erik Cole	LW	**59**	Chad LaRose	RW
4	Dennis Seidenberg	D	**13**	Ray Whitney	LW	**27**	Craig Adams	RW	**61**	Cory Stillman	LW
5	Frantisek Kaberle	D	**16**	Andrew Ladd	LW	**28**	Andrew Hutchinson	D	**63**	Josef Vasicek	C
6	Bret Hedican (injured)	D	**17**	Rod Brind'Amour	C	**30**	Cam Ward	G	**77**	Anson Carter (scratch)	RW
7	Niclas Wallin	D	**19**	Trevor Letowski	RW	**45**	David Tanabe	D			
8	Tim Gleason (injured)	C	**22**	Mike Commodore	D	**47**	John Grahame	G			
11	Justin Williams	RW	**24**	Scott Walker	RW	**48**	Anton Babchuk (scratch)	D			

FINAL SOUTHEAST DIVISION STANDINGS

	GP	W	L	OT	GF	GA	PTS
ATLANTA	82	43	28	11	246	245	97
TAMPA BAY	82	44	33	5	253	261	93
CAROLINA*	82	40	34	8	241	253	88
FLORIDA	82	35	31	16	247	257	86
WASHINGTON	82	28	40	14	235	286	70

*Did not make playoffs.

COMPLETE RESULTS *(*Overtime **Shootout)*

DATE	W/L	SCORE		OPP.	DATE	W/L	SCORE		OPP.
10/4	OT	2-3**		BUF	1/2	L	0-3	at	PIT
10/6	L	0-4		NJ	1/4	L	0-2		PHX
10/7	L	2-5	at	WSH	1/6	W	4-2		NYI
10/11	L	3-6	at	FLA	1/9	W	4-1	at	TOR
10/13	W	4-3	at	ATL	1/11	W	6-4		FLA
10/14	W	5-1	at	PIT	1/13	OT	3-4**		ATL
10/16	W	5-1	at	TB	1/16	W	3-2*	at	FLA
10/20	L	4-5	at	BUF	1/18	L	2-5		WSH
10/21	OT	3-4*	at	NYI	1/20	OT	5-6**		TB
10/25	W	5-4*		ATL	1/26	W	6-2		WSH
10/26	L	1-5	at	TB	1/27	L	3-7	at	WSH
10/28	W	6-4		TB	1/30	L	1-4		TOR
11/1	W	5-2	at	ATL	2/1	L	0-4		TB
11/2	L	0-4		MTL	2/3	OT	3-4*		BOS
11/4	W	3-2	at	OTT	2/6	W	2-1	at	MTL
11/7	OT	2-3**	at	NJ	2/8	W	5-2	at	BOS
11/9	W	5-0		WSH	2/10	L	4-5	at	MIN
11/11	W	6-2		PIT	2/13	W	2-1		LA
11/13	L	4-7		BUF	2/15	L	1-4		NYR
11/15	W	2-1		NYR	2/17	W	5-3	at	MTL
11/17	W	4-1	at	WSH	2/20	L	1-3		ATL
11/18	W	5-4		DAL	2/22	W	3-2*		PHI
11/21	L	0-4	at	NYR	2/24	W	4-1	at	ATL
11/22	L	2-4	at	NYI	2/27	L	2-4		OTT
11/24	W	5-1	at	BOS	2/28	L	0-2	at	OTT
11/28	L	1-4		OTT	3/2	W	3-2		PIT
11/30	W	4-2		MTL	3/4	L	1-3	at	ATL
12/2	W	5-2		BOS	3/9	W	3-0	at	WSH
12/5	L	0-3	at	CGY	3/11	L	1-2**	at	NYR
12/6	L	1-3	at	EDM	3/13	W	3-1		FLA
12/8	OT	3-4*	at	VAN	3/15	L	2-3		NJ
12/11	L	2-5	at	COL	3/17	W	7-2	at	NJ
12/15	L	3-4		TOR	3/22	W	4-3		WSH
12/16	W	3-2	at	TB	3/24	W	6-4		SJ
12/19	W	2-1	at	PHI	3/27	L	1-6	at	TOR
12/22	W	5-1		NYI	3/28	L	1-5	at	PHI
12/23	W	3-2*	at	FLA	3/30	L	2-4		TB
12/26	W	4-2		FLA	4/1	W	4-3*	at	FLA
12/28	L	1-4	at	BUF	4/3	L	2-3	at	TB
12/29	W	4-2		ANA	4/6	L	1-4		ATL
12/31	L	2-5		PHI	4/7	W	5-4*		FLA

MAJOR TRADES

09/29/06 – Acquired forward Eric Belanger and defenseman Tim Gleason from LA in exchange for the rights to defenseman Jack Johnson and defenseman Oleg Tverdovsky.

01/08/07 – Acquired defenseman Dennis Seidenberg from PHX in exchange for forward Kevyn Adams.

02/09/07 – Acquired forward Josef Vasicek from NSH in exchange for forward Eric Belanger.

02/23/07 – Acquired forward Anson Carter from CBJ in exchange for a 2008 fifth-round draft pick.

FINAL STATISTICS *(Hurricanes games only)*

SCORING

PLAYER	GP	G	A	PTS	PIM	PP	SH	GW
RAY WHITNEY	81	32	51	83	46	6	0	6
ROD BRIND'AMOUR	78	26	56	82	46	9	2	5
ERIC STAAL	82	30	40	70	68	12	1	1
JUSTIN WILLIAMS	82	33	34	67	73	12	2	8
ERIK COLE	71	29	32	61	76	9	0	4
SCOTT WALKER	81	21	30	51	45	6	0	6
MIKE COMMODORE	82	7	22	29	113	0	2	1
CORY STILLMAN	43	5	22	27	24	1	0	0
ANDREW LADD	65	11	10	21	46	2	0	3
ERIC BELANGER	56	8	12	20	14	3	0	1
CHAD LAROSE	80	6	12	18	10	0	2	0
DAVID TANABE	60	5	12	17	44	2	0	0
CRAIG ADAMS	82	7	7	14	54	0	1	1
ANDREW HUTCHINSON	41	3	11	14	30	2	0	0
ANTON BABCHUK	52	2	12	14	30	0	0	2
GLEN WESLEY	68	1	12	13	56	0	1	1
NICLAS WALLIN	67	2	8	10	48	0	0	0
BRET HEDICAN	50	0	10	10	36	0	0	0
JOSEF VASICEK	25	2	7	9	22	0	0	0
FRANTISEK KABERLE	27	2	6	8	20	1	0	1
TREVOR LETOWSKI	61	2	6	8	18	0	0	0
TIM GLEASON	57	2	4	6	57	1	0	0
DENNIS SEIDENBERG	20	1	5	6	2	0	0	0
KEVYN ADAMS	35	2	2	4	17	0	1	0
JOHN GRAHAME	28	0	3	3	2	0	0	0
RYAN BAYDA	9	1	1	2	2	0	0	0
KEITH AUCOIN	8	0	1	1	0	0	0	0
ANSON CARTER	10	1	0	1	2	1	0	0
CAM WARD	60	0	1	1	6	0	0	0
DAVID GOVE	1	0	0	0	0	0	0	0

GOALTENDING

PLAYER	GP	MINS	GA	GAA	SO	W-L-OT
JOHN GRAHAME	28	1515	72	2.85	0	10-13-2
CAM WARD	60	3422	167	2.93	2	30-21-6

SEASON HIGHLIGHTS

• The Hurricanes open the season against their 2006 Eastern Conference Finals opponent, Buffalo, and raise their 2006 Stanley Cup Champions banner to the RBC Center's rafters in front of an overflow crowd of 18,840 – October 4, 2006.

• Hurricanes goaltender Cam Ward records his first NHL regular-season shutout as Carolina scores a 5-0 win vs. Washington – November 9, 2006.

• Hurricanes forwards Eric Staal and Justin Williams represent the Eastern Conference at the NHL All-Star Game in Dallas, each notching a goal. It marks the first time since 1999 that two members of the Hurricanes have gone to an All-Star Game – January 24, 2007.

• Ray Whitney sets a franchise record scoring three even-strength goals in a 1:40 span in the second period of Carolina's 5-2 win at Boston. The feat marks the fastest three even-strength goals in the NHL since Bill Mosienko scored three times in :21 in his Blackhawks' 7-6 win at NY Rangers, March 23, 1952 – February 8, 2007.

• Hurricanes establish a new single-season attendance record of more than 650,000 fans when they host an overflow crowd of 18,763 against San Jose. Carolina finishes the season having hosted 712,861 fans in its 41 home games, an average of 17,387 fans per game and 93.3% of the RBC Center's capacity – March 24, 2007.

• Rod Brind'Amour wins the Frank J. Selke Trophy at the NHL Awards in Toronto – June 14, 2007.

CLOSING GAME ROSTER *vs. Buffalo Sabres (home 4/18/06)*

2	Glen Wesley	D	**12**	Eric Staal	C	**24**	Andrew Hutchinson (scratch)	D	**59**	Chad LaRose	RW
4	Aaron Ward	D	**13**	Ray Whitney (injured)	LW	**26**	Erik Cole (injured)	LW	**61**	Cory Stillman	LW
5	Frantisek Kaberle	D	**14**	Kevyn Adams	C	**27**	Craig Adams	RW	**63**	Josef Vasicek	C
6	Bret Hedican	D	**16**	Andrew Ladd (scratch)	LW	**29**	Martin Gerber	G	**70**	Oleg Tverdovsky	D
7	Niclas Wallin	D	**17**	Rod Brind'Amour	C	**30**	Cam Ward	G			
8	Matt Cullen	C	**18**	Mark Recchi	RW	**39**	Doug Weight	C			
11	Justin Williams	RW	**22**	Mike Commodore	D	**48**	Anton Babchuk (scratch)	D			

FINAL SOUTHEAST DIVISION STANDINGS

	GP	W	L	OT	GF	GA	PTS
CAROLINA*	82	52	22	8	294	260	112
TAMPA BAY	82	43	33	6	252	260	92
ATLANTA	82	41	33	8	281	275	90
FLORIDA	82	37	34	11	240	257	85
WASHINGTON	82	29	41	12	237	306	70

*Def. Montreal in Eastern Conference Quarterfinals, 4-2; Def. New Jersey in Eastern Conference Semifinals, 4-1; Def. Buffalo in Eastern Conference Finals, 4-3; Def. Edmonton in Stanley Cup Final 4-3.

COMPLETE RESULTS *(*Overtime **Shootout)*

DATE	W/L	SCORE		OPP.	DATE	W/L	SCORE		OPP.
10/5	L	2-5	at	TB	1/10	W	3-2		DET
10/7	W	3-2**		PIT	1/13	W	5-4*		NSH
10/8	L	2-3	at	NYI	1/15	W	4-2		STL
10/12	W	7-2		WSH	1/17	W	4-3**	at	PHI
10/15	W	6-1	at	NJ	1/19	W	4-3		NYI
10/20	OT	4-5*	at	TOR	1/21	L	2-5	at	WSH
10/22	W	4-0	at	WSH	1/23	W	7-3		MTL
10/24	W	3-2		OTT	1/25	W	4-3**	at	FLA
10/26	W	4-3*		BOS	1/26	W	5-1	at	ATL
10/28	W	8-6		PHI	1/28	W	4-1		ATL
10/29	W	5-3	at	PIT	1/31	W	8-2	at	MTL
11/3	W	4-3		TOR	2/3	L	0-3	at	NJ
11/5	W	2-0		FLA	2/5	W	4-3**	at	BOS
11/9	W	5-3	at	BUF	2/9	L	3-5	at	TB
11/11	W	1-0	at	FLA	2/10	L	3-4		PIT
11/12	L	0-9		ATL	2/12	W	4-3**		BUF
11/15	W	2-1	at	OTT	3/1	W	4-3		BOS
11/17	W	5-1		NYR	3/3	W	5-2		FLA
11/19	L	3-4	at	NYR	3/4	W	7-5	at	PIT
11/20	L	2-5		TB	3/6	W	2-1	at	NYR
11/22	L	3-5		OTT	3/8	OT	2-3**	at	PHI
11/25	W	4-3**		TOR	3/10	L	3-5	at	FLA
11/27	L	2-5		ATL	3/11	OT	3-4*	at	FLA
11/29	W	4-3*	at	ATL	3/14	W	5-3		NYR
12/2	OT	4-5**	at	DAL	3/16	W	5-1	at	MTL
12/3	L	4-8	at	PHX	3/18	L	2-4	at	BOS
12/6	W	6-2	at	ANA	3/21	L	2-3	at	TOR
12/8	W	3-2	at	LA	3/22	W	4-3	at	BUF
12/10	L	3-4	at	SJ	3/25	L	1-3		WSH
12/13	W	5-3		CHI	3/27	W	2-1		TB
12/15	W	2-1		CBJ	3/29	L	1-5		WSH
12/17	W	4-1		NJ	3/31	W	3-2		FLA
12/20	W	6-4		TB	4/1	L	2-5	at	ATL
12/23	W	4-3		FLA	4/3	W	6-5*		WSH
12/26	OT	4-5*	at	TB	4/5	W	4-3**	at	WSH
12/28	L	2-6	at	OTT	4/7	W	4-3	at	WSH
12/29	OT	3-4*		PHI	4/8	L	2-5	at	ATL
12/31	W	5-3		MTL	4/11	OT	3-4*		NJ
1/4	W	4-3		ATL	4/14	W	5-4**		TB
1/6	W	4-1		NYI	4/15	OT	2-3*	at	TB
1/7	W	3-0	at	NYI	4/18	L	0-4		BUF

MAJOR TRADES

07/29/05 – Acquired defenseman Mike Commodore from CGY in exchange for a third-round pick in 2005.

01/20/06 – Acquired defenseman Anton Babchuk and a fourth-round pick in 2007 from CHI in exchange for defenseman Danny Richmond and a fourth-round pick in 2006.

01/30/06 – Acquired forward Doug Weight and defenseman Erkki Rajamaki from STL in exchange for forwards Jesse Boulerice, Mike Zigomanis and Magnus Kahnberg, CAR's first-round pick in 2006, TOR's fourth-round pick in 2006 and CHI's fourth-round pick in 2007.

03/09/06 – Acquired forward Mark Recchi from PIT in exchange for forwards Niklas Nordgren, Krystofer Kolanos and Carolina's second-round pick in 2007.

FINAL STATISTICS *(Hurricanes)*

SCORING *(*Rookies)*

PLAYER	GP	G	A	PTS	PIM	PP	SH	GW
ERIC STAAL	82	45	55	100	81	19	4	4
JUSTIN WILLIAMS	82	31	45	76	60	8	4	4
CORY STILLMAN	72	21	55	76	32	10	0	3
ROD BRIND'AMOUR	78	31	39	70	68	19	2	5
ERIK COLE	60	30	29	59	54	3	3	8
RAY WHITNEY	63	17	38	55	42	12	0	2
MATT CULLEN	78	25	24	49	40	8	0	5
FRANTISEK KABERLE	77	6	38	44	46	1	0	3
BRET HEDICAN	74	5	22	27	58	2	1	1
AARON WARD	71	6	19	25	62	0	0	1
KEVYN ADAMS	82	15	8	23	36	0	2	2
OLEG TVERDOVSKY	72	3	20	23	37	0	0	0
CRAIG ADAMS	67	10	11	21	51	1	1	2
DOUG WEIGHT	23	4	9	13	25	2	0	0
MIKE COMMODORE	72	3	10	13	138	0	0	2
CHAD LAROSE*	49	1	12	13	35	0	0	1
ANDREW LADD*	29	6	5	11	4	3	0	0
ANDREW HUTCHINSON*	36	3	8	11	18	2	0	0
GLEN WESLEY	64	2	8	10	46	0	0	0
JOSEF VASICEK	23	4	5	9	8	0	0	0
NICLAS WALLIN	50	4	4	8	42	0	0	0
MARK RECCHI	20	4	3	7	12	2	0	1
NIKLAS NORDGREN	43	4	2	6	30	0	0	0
ANTON BABCHUK*	22	3	2	5	6	2	0	0
RADIM VRBATA	16	2	3	5	6	1	0	0
CAM WARD*	28	0	2	2	0	0	0	0
MARTIN GERBER	60	0	2	2	4	0	0	0
MIKE ZIGOMANIS	21	1	0	1	4	0	0	0
DAVID GOVE	1	0	1	1	0	0	0	0
KEITH AUCOIN	7	0	1	1	4	0	0	0
DANNY RICHMOND	10	0	1	1	7	0	0	0
JESSE BOULERICE	26	0	0	0	51	0	0	0

GOALTENDING

PLAYER	GP	MINS	GA	GAA	SO	W-L-OT
MARTIN GERBER	60	3493	162	2.78	3	38-14-6
CAM WARD	28	1484	91	3.68	0	14-8-2

SEASON HIGHLIGHTS

• NHL Board of Governors ratifies new six-year Collective Bargaining Agreement with the NHL Players' Association – July 22, 2005.

• Carolina wins its ninth straight game, marking the second nine-game win streak of the season and in franchise history. Carolina becomes just the fifth team in NHL history to post two win streaks of nine games or more in a single season – January 19, 2006.

• Hurricanes win 8-2 at Montreal for their 13th win in January and become the seventh team in NHL history to win 13 games in a month – January 31, 2006.

• Hurricanes clinch their third Southeast Division title with a 3-2 win against Florida. Carolina would go on to a 55-22-8 record, finishing second in the Eastern Conference and setting franchise highs for wins and points (112) in a season – March 31, 2006.

• Cory Stillman scores 1:19 into overtime at Montreal to advance Carolina into the Eastern Conference Semifinals – May 2, 2006.

• Cam Ward earns his first NHL shutout as Carolina wins 6-0 in Game 1 of the Eastern Conference Semifinals. Hurricanes would go on to win series 4-1 – May 5, 2006.

• Carolina defeats Buffalo 4-2 in Game 7 of the Eastern Conference Finals to advance to its second Stanley Cup Final – June 1, 2006.

• Justin Williams' empty-net goal with 1:01 remaining secures the Hurricanes' 3-1 win in Game 7 of the Stanley Cup Final against Edmonton and gives the franchise its first Stanley Cup championship – June 19, 2006.

2003-04 IN REVIEW

CLOSING GAME ROSTER *vs. Florida Panthers (away 4/4/04)*

1	Arturs Irbe	G	**15**	Marty Murray	C	**25**	Bruno St. Jacques	D	**62**	Jaroslav Svoboda	LW
2	Glen Wesley	D	**14**	Kevyn Adams	C	**26**	Erik Cole	LW	**63**	Josef Vasicek	C
4	Aaron Ward	D	**17**	Rod Brind'Amour	C	**27**	Craig Adams	RW	**80**	Kevin Weekes	G
6	Bret Hedican	D	**18**	Mike Zigomanis	C	**36**	Jesse Boulerice	RW	**92**	Jeff O'Neill	C
7	Niclas Wallin	D	**19**	Radim Vrbata	RW	**38**	Allan Rourke	D			
11	Justin Williams	RW	**22**	Sean Hill	D	**47**	Brad Fast	D			
12	Eric Staal	C	**23**	Pavel Brendl	RW	**52**	Damian Surma	C			

FINAL SOUTHEAST DIVISION STANDINGS

	GP	W	L	T	OTL	GF	GA	PTS
TAMPA BAY	82	46	22	8	6	245	192	106
ATLANTA	82	33	37	8	4	214	243	78
CAROLINA*	82	28	34	14	6	172	209	76
FLORIDA	82	28	35	15	4	188	221	75
WASHINGTON	82	23	46	10	3	186	253	59

*Did not make playoffs.

COMPLETE RESULTS *(*Overtime)*

DATE	W/L	SCORE		OPP.	DATE	W/L	SCORE		OPP.
10/9	L	1-3	at	FLA	1/9	L	1-4	at	WSH
10/11	L	1-2		NJ	1/11	T	2-2*		OTT
10/13	T	2-2*		FLA	1/15	L	4-5	at	TB
10/18	T	2-2*	at	NYR	1/16	W	4-3	at	ATL
10/22	T	1-1*	at	PIT	1/18	L	2-5		ATL
10/23	W	2-0	at	BOS	1/20	L	1-3		OTT
10/25	T	4-4*	at	PHI	1/21	W	2-1	at	NJ
10/28	W	3-0		SJ	1/23	L	2-3		NYI
10/30	L	1-4	at	NYR	1/25	L	2-4		BUF
11/1	L	3-4	at	TB	1/27	W	2-0	at	TOR
11/2	L	1-2		TOR	1/29	L	3-5		WSH
11/6	W	6-3		NYR	1/31	T	4-4*	at	DET
11/8	W	3-2*		LA	2/3	L	1-3	at	COL
11/9	T	1-1*		TB	2/4	L	2-3	at	ANA
11/12	L	1-7	at	WSH	2/12	T	3-3*		WSH
11/13	W	5-1		ATL	2/14	L	1-4	at	NJ
11/15	L	1-2		WSH	2/16	W	3-1		FLA
11/18	T	2-2*		PHI	2/19	OTL	1-2*		TOR
11/20	L	6-1	at	OTT	2/21	T	3-3*		BOS
11/21	L	0-5	at	BUF	2/23	W	2-1	at	TOR
11/23	T	0-0*		TB	2/25	W	2-1	at	WSH
11/26	W	2-0	at	NYI	2/28	OTL	0-1	at	MTL
11/28	L	2-4	at	PHI	2/29	T	3-3	at	MIN
11/29	W	4-3		PIT	3/2	L	0-3		CBJ
12/3	OTL	1-2*		NSH	3/5	W	3-2*	at	ATL
12/5	T	1-1*		MTL	3/6	L	1-4		NJ
12/6	L	1-3	at	MTL	3/8	W	4-1	at	CBJ
12/9	W	3-2	at	EDM	3/10	L	2-4		TB
12/11	L	1-0	at	CGY	3/12	W	4-2		ATL
12/14	OTL	1-2*	at	VAN	3/13	W	5-1	at	TB
12/18	W	2-1*		PIT	3/15	OTL	0-1*	at	ATL
12/20	W	2-1	at	BOS	3/17	W	3-2	at	CHI
12/22	L	1-3		DAL	3/19	OTL	3-4*	at	PIT
12/26	L	1-3	at	BUF	3/20	W	3-2*	at	OTT
12/27	W	2-1*		MTL	3/23	L	2-4		PHI
12/29	W	2-1		BUF	3/25	W	3-2		FLA
12/31	L	1-3		ANA	3/27	W	3-2	at	NYI
1/2	L	1-4		DET	3/29	L	1-3	at	FLA
1/4	L	0-3		PHX	3/30	L	2-3		BOS
1/6	W	2-0		STL	4/2	L	4-6		NYI
1/8	W	3-2		NYR	4/4	T	6-6*	at	FLA

MAJOR TRADES

01/20/04 – Acquired forward Justin Williams from PHI in exchange for defenseman Danny Markov.

02/20/04 – Acquired defenseman Chris Behan and WSH's third-round pick in 2004 from COL in exchange for defenseman Bob Boughner.

03/09/04 – Traded forward Ron Francis to TOR for a fourth-round draft pick in 2005.

06/16/04 – Traded goaltender Arturs Irbe to CBJ in exchange for future considerations.

06/18/04 – Acquired goaltender Martin Gerber from ANA in exchange for defenseman Tomas Malec and a third-round pick in the 2004 Entry Draft.

FINAL STATISTICS *(Hurricanes games only)*

SCORING *(*Rookies)*

PLAYER	GP	G	A	PTS	PIM	PP	SH	GW	GT
JOSEF VASICEK	82	19	26	45	60	6	0	5	0
ERIK COLE	80	18	24	42	93	2	2	3	1
SEAN HILL	80	13	26	39	84	6	0	1	0
ROD BRIND'AMOUR	78	12	26	38	28	1	0	1	0
JEFF O'NEILL	67	14	20	34	60	7	0	4	0
ERIC STAAL*	81	11	20	31	40	2	1	3	0
RON FRANCIS	68	10	20	30	14	5	0	1	2
RADIM VRBATA	80	12	13	25	24	4	0	2	0
BRET HEDICAN	81	7	17	24	64	2	0	3	0
KEVYN ADAMS	73	10	12	22	43	0	5	1	0
JUSTIN WILLIAMS	35	5	13	18	32	1	0	0	0
CRAIG ADAMS	80	7	10	17	69	0	1	0	0
DANNY MARKOV	44	4	10	14	37	2	0	1	0
MARTY MURRAY	66	5	7	12	8	0	0	0	1
NICLAS WALLIN	57	3	7	10	51	0	0	0	1
PAVEL BRENDL	18	5	3	8	8	1	0	1	1
AARON WARD	49	3	5	8	37	2	0	0	0
JESSE BOULERICE	76	6	1	7	127	0	0	0	1
RYAN BAYDA*	44	3	3	6	22	0	0	1	0
GLEN WESLEY	74	0	6	6	32	0	0	0	0
BOB BOUGHNER	43	0	5	5	80	0	0	0	0
JAROSLAV SVOBODA	33	3	1	4	6	0	0	1	0
ALLAN ROURKE*	25	1	2	3	22	0	0	0	0
MIKE ZIGOMANIS*	17	0	3	3	2	0	0	0	0
BRUNO ST. JACQUES	35	0	2	2	31	0	0	0	0
BRAD FAST*	1	1	0	1	0	0	0	0	1
DAMIAN SURMA*	1	0	1	1	0	0	0	0	0
JOEY TETARENKO	2	0	0	0	0	0	0	0	0
BRETT LYSAK*	2	0	0	0	2	0	0	0	0
TOMAS MALEC	2	0	0	0	2	0	0	0	0
TOMAS KURKA*	3	0	0	0	0	0	0	0	0
ARTURS IRBE	10	0	0	0	2	0	0	0	0
JAMIE STORR	14	0	0	0	0	0	0	0	0
KEVIN WEEKES	66	0	0	0	6	0	0	0	0

GOALTENDING

PLAYER	GP	MINS	GA	GAA	SO	W-L-T
KEVIN WEEKES	51	3765	146	2.33	6	23-30-11
ARTURS IRBE	10	564	23	2.45	0	5-2-1
JAMIE STORR	14	660	32	2.91	0	0-8-2

SEASON HIGHLIGHTS

• The Hurricanes name Peter Laviolette as the franchise's 11th head coach. Kevin McCarthy is retained as an assistant coach and former Carolina player Jeff Daniels is also named an assistant coach. Paul Maurice, Randy Ladouceur and Don Edwards are relieved of their coaching duties – December 15, 2003.

• Kevyn Adams breaks the franchise record for shorthanded goals in a season (5) – March 5, 2004.

• The Hurricanes host the NHL Entry Draft at the RBC Center, drawing 15,672 fans for day one—the largest draft crowd in over a decade. Carolina trades the eighth overall pick and a second-round pick for the fourth overall selection, taking top-rated North American skater Andrew Ladd – June 26-27, 2004.

• NHL Commissioner Gary Bettman confirms that NHL teams will not play until the Collective Bargaining Agreement is replaced, delaying the 2004-05 season (officially canceled on February 16, 2005) – September 15, 2004.

CLOSING GAME ROSTER *vs. NY Islanders (home 4/6/03)*

1	Arturs Irbe	G	**17**	Rod Brind'Amour	C	**30**	Patrick DesRochers	G	**62**	Jaroslav Svoboda	LW
4	Aaron Ward	D	**19**	Radim Vrbata	RW	**36**	Jesse Boulerice	RW	**63**	Josef Vasicek	C
6	Bret Hedican	D	**20**	Jan Hlavac	LW	**37**	Tomas Kurka	LW	**71**	Tomas Malec	D
7	Niclas Wallin	D	**21**	David Tanabe	D	**39**	Brad DeFauw	LW	**80**	Kevin Weekes	G
10	Ron Francis	C	**22**	Sean Hill	D	**42**	Jeff Heerema	RW	**92**	Jeff O'Neill	C
11	Jeff Daniels	LW	**25**	Bruno St. Jacques	D	**46**	Mike Zigomanis	C			
12	Craig MacDonald	C	**26**	Erik Cole	LW	**47**	Ryan Bayda	LW			
14	Kevyn Adams	C	**27**	Craig Adams	RW	**55**	Pavel Brendl	RW			

FINAL SOUTHEAST DIVISION STANDINGS

	GP	W	L	T	OTL	GF	GA	PTS
TAMPA BAY	82	36	25	16	5	219	210	93
WASHINGTON	82	39	29	8	6	224	220	92
ATLANTA	82	31	39	7	5	226	284	74
FLORIDA	82	24	36	13	9	176	237	70
CAROLINA*	82	22	43	11	6	171	240	61

*Did not make playoffs.

COMPLETE RESULTS *(*Overtime)*

DATE	W/L	SCORE		OPP.	DATE	W/L	SCORE		OPP.
10/9	L	1-4		NYR	1/8	L	1-5	at	NYR
10/11	W	5-3		ATL	1/10	L	1-4		WSH
10/12	L	1-5	at	TB	1/12	OTL	2-3*		COL
10/15	OTL	1-2*	at	STL	1/15	L	0-2		PIT
10/17	L	1-2		WSH	1/17	L	1-2		NJ
10/19	W	3-1		NJ	1/18	L	2-5	at	NJ
10/22	W	4-1	at	NYI	1/20	L	3-5		STL
10/23	L	1-4	at	OTT	1/22	L	3-5	at	WSH
10/26	T	3-3*		CHI	1/24	W	3-1		FLA
10/29	W	2-1	at	NJ	1/25	OTL	2-3*	at	FLA
10/30	W	4-2		NYI	1/29	L	2-3		TOR
11/1	T	2-2*		MTL	1/30	L	1-3	at	TB
11/5	OTL	1-2*		PHI	2/5	L	2-6	at	SJ
11/7	W	2-0		BUF	2/7	L	2-8	at	LA
11/9	W	3-2		PIT	2/9	L	1-2	at	COL
11/12	W	3-2		PHX	2/11	OTL	1-2*	at	DAL
11/15	T	1-1*		PHI	2/14	W	3-1		WSH
11/17	OTL	1-2*		TB	2/15	T	2-2*	at	PHI
11/19	T	4-4*		OTT	2/18	L	3-4	at	TOR
11/21	L	1-3	at	BOS	2/19	T	1-1*		BOS
11/23	W	7-3	at	MTL	2/21	T	2-2*		TB
11/25	L	1-3	at	NYR	2/23	L	0-4		ANA
11/27	L	2-3		VAN	2/26	L	2-4	at	PHX
11/29	W	6-4		DET	3/1	L	1-4	at	TOR
11/30	W	4-2	at	CBJ	3/2	L	0-2	at	WSH
12/3	W	2-1	at	NSH	3/4	L	2-4		BOS
12/4	L	2-4	at	FLA	3/6	W	4-0	at	PIT
12/6	L	0-2		FLA	3/7	W	1-0		MIN
12/7	L	2-5	at	OTT	3/10	W	6-5		CBJ
12/11	L	1-4	at	EDM	3/12	W	3-2*	at	BUF
12/12	W	4-3	at	CGY	3/13	L	3-5	at	PHI
12/15	L	1-2	at	MIN	3/15	T	0-0*		LA
12/18	T	1-1*		TB	3/18	L	5-6		OTT
12/20	W	3-2*	at	ATL	3/22	L	3-5	at	MTL
12/22	W	1-0		DAL	3/25	T	3-3*		TOR
12/27	L	3-5		ATL	3/26	L	1-5	at	ATL
12/28	L	0-3	at	NYI	3/29	L	1-3		BUF
12/31	L	0-2		NYR	3/31	L	0-4		MTL
1/3	L	3-6	at	BUF	4/2	L	2-3	at	PIT
1/4	W	4-2	at	BOS	4/4	L	1-4	at	FLA
1/7	T	3-3*	at	ATL	4/6	L	1-2		NYI

MAJOR TRADES

11/01/02 – Acquired forwards Jan Hlavac and Harold Druken from VAN in exchange for forward Darren Langdon and defenseman Marek Malik.

02/07/03 – Acquired forward Pavel Brendl and defenseman Bruno St. Jacques from PHI in exchange for forward Sami Kapanen and defenseman Ryan Bast.

03/09/03 – Acquired a second-round pick in 2004 from TOR in exchange for defenseman Glen Wesley.

03/11/03 – Acquired forward Radim Vrbata from COL in exchange for forward Bates Battaglia.

FINAL STATISTICS *(Hurricanes games only)*

SCORING *(*Rookies)*

PLAYER	GP	G	A	PTS	PIM	PP	SH	GW	GT
JEFF O'NEILL	82	30	31	61	38	11	0	7	2
RON FRANCIS	82	22	35	57	30	8	1	1	0
ROD BRIND'AMOUR	48	14	23	37	37	7	1	0	0
SEAN HILL	82	5	24	29	141	1	0	0	0
ERIK COLE	53	14	13	27	72	6	2	3	0
JAN HLAVAC	52	9	15	24	22	6	0	1	1
JOSEF VASICEK	57	10	10	20	33	4	0	1	0
BATES BATTAGLIA	70	5	14	19	90	0	1	1	0
KEVYN ADAMS	77	9	9	18	57	0	0	0	0
SAMI KAPANEN	43	6	12	18	12	3	0	1	1
CRAIG ADAMS	81	6	12	18	71	1	0	1	0
BRET HEDICAN	72	3	14	17	75	1	0	1	0
RYAN BAYDA*	25	4	10	14	16	0	0	1	0
JAROSLAV SVOBODA*	48	3	11	14	32	1	0	0	0
DAVID TANABE	68	3	10	13	24	2	0	0	0
NICLAS WALLIN	77	2	8	10	71	0	0	2	0
AARON WARD	77	3	6	9	90	0	0	1	0
GLEN WESLEY	63	1	7	8	40	1	0	0	0
BRUNO ST. JACQUES*	18	2	5	7	12	0	0	0	0
RADIM VRBATA	10	5	0	5	2	3	0	0	0
TOMAS KURKA*	14	3	2	5	2	0	0	0	0
CRAIG MACDONALD	35	1	3	4	20	0	0	0	0
JEFF DANIELS	59	0	4	4	8	0	0	0	0
BRAD DEFAUW*	9	3	0	3	2	1	0	1	0
JEFF HEEREMA*	10	3	0	3	2	1	0	0	0
MIKE ZIGOMANIS*	19	2	1	3	0	1	1	0	0
JESSE BOULERICE*	48	2	1	3	108	0	0	0	1
TOMAS MALEC*	41	0	2	2	43	0	0	0	0
MAREK MALIK	10	0	2	2	16	0	0	0	0
DAMIAN SURMA*	1	1	0	1	0	0	0	0	0
PAVEL BRENDL*	8	0	1	1	2	0	0	0	0
HAROLD DRUKEN	14	0	1	1	2	0	0	0	0
DARREN LANGDON	9	0	0	0	16	0	0	0	0
TOMMY WESTLUND	3	0	0	0	0	0	0	0	0
MIKE WATT	5	0	0	0	0	0	0	0	0
STEVE HALKO	6	0	0	0	0	0	0	0	0
PATRICK DESROCHERS*	2	0	0	0	0	0	0	0	0
ARTURS IRBE	34	0	0	0	4	0	0	0	0
KEVIN WEEKES	51	0	0	0	2	0	0	0	0

GOALTENDING

PLAYER	GP	MINS	GA	GAA	SO	W-L-T
KEVIN WEEKES	51	2965	126	2.55	5	14-24-9
ARTURS IRBE	34	1884	100	3.18	0	7-24-2
PATRICK DESROCHERS*	2	122	7	3.44	0	1-1-0

SEASON HIGHLIGHTS

- A 20-year agreement with RBC Centura is announced to rename the Entertainment & Sports Arena as the RBC Center – September 19, 2002.
- Ron Francis plays in his 1,616th career NHL game, a 5-2 loss at New Jersey, moving past Larry Murphy (1,615) and into sole possession of third place on the NHL's all-time games played list – January 18, 2003.
- Damian Surma scores his first career NHL goal in his first game, becoming the fifth Hurricane to accomplish that feat during the 2002-03 season (Jeff Heerema, Tomas Kurka, Mike Zigomanis, Brad DeFauw). Surma was the eighth and final Hurricane to score his first NHL goal during the season – March 18, 2003.
- The Hurricanes set a new single-season attendance record, breaking the franchise mark set the previous season. In total, 642,973 fans attend games at the RBC Center during the 2002-03 hockey season. – April 6, 2003.

2001-02 IN REVIEW

CLOSING GAME ROSTER *vs. Atlanta Thrashers (away 4/14/02)*

1	Arturs Irbe	G	**11**	Jeff Daniels	LW	**22**	Sean Hill	D
2	Glen Wesley	D	**12**	Craig MacDonald	C	**23**	Martin Gelinas	LW
4	Aaron Ward	D	**13**	Bates Battaglia	LW	**24**	Sami Kapanen	RW
5	Marek Malik	D	**14**	Kevyn Adams	C	**26**	Erik Cole	LW
6	Bret Hedican	D	**16**	Tommy Westlund	RW	**27**	Craig Adams	RW
7	Niclas Wallin	D	**17**	Rod Brind'Amour	C	**45**	David Tanabe	D
10	Ron Francis	C	**20**	Darren Langdon	LW	**48**	Nikos Tselios	D

62	Jaroslav Svoboda	LW
63	Josef Vasicek	C
80	Kevin Weekes	G
92	Jeff O'Neill	C

FINAL SOUTHEAST DIVISION STANDINGS

	GP	W	L	T	OTL	GF	GA	PTS
CAROLINA*	82	35	26	16	5	217	217	91
WASHINGTON	82	36	33	11	2	228	240	85
TAMPA BAY	82	27	40	11	4	178	219	69
FLORIDA	82	22	44	10	6	180	250	60
ATLANTA	82	19	47	11	5	187	288	54

*Def. NJ in Eastern Quarterfinals 4-2; Def. MTL in Eastern Semifinals, 4-2; Def. TOR in Eastern Finals, 4-2; Lost to DET in Stanley Cup Finals, 4-1.

COMPLETE RESULTS *(*Overtime **Shootout)*

DATE	W/L	SCORE		OPP.	DATE	W/L	SCORE		OPP.
10/5	W	3-1		NYR	12/30	T	5-5*	at	WSH
10/7	W	3-0		DAL	12/31	W	5-4	at	BUF
10/9	L	2-6		OTT	1/2	L	3-6		BOS
10/11	L	2-3		TOR	1/5	L	1-2		NJ
10/13	W	5-2	at	ATL	1/6	L	3-4		PHI
10/17	L	0-4		NYI	1/10	W	4-1	at	EDM
10/18	OTL	1-2*	at	NYI	1/12	L	1-7	at	VAN
10/20	W	2-1*		ATL	1/15	W	2-0		MIN
10/23	L	1-5	at	COL	1/17	T	1-1*		MTL
10/24	W	7-3	at	MIN	1/19	T	3-1*	at	NJ
10/26	OTL	2-3*		NYI	1/21	L	5-7		VAN
10/28	W	3-2*		LA	1/23	T	2-2*		NSH
10/30	L	2-5		DET	1/25	T	1-1*		FLA
11/1	L	3-4	at	STL	1/27	L	2-4	at	PHI
11/2	W	3-2		NYR	1/29	T	2-2*		BUF
11/4	W	1-0*		PHX	1/30	W	3-1	at	TB
11/6	T	2-2*		PIT	2/5	T	3-3*		PIT
11/8	W	3-2	at	WSH	2/7	L	1-2	at	LA
11/9	W	3-2		SJ	2/8	W	4-1	at	ANA
11/11	T	1-1*		EDM	2/10	L	0-4	at	SJ
11/13	L	3-4	at	DET	2/26	L	1-4	at	TOR
11/15	T	1-1*	at	OTT	2/28	W	6-2	at	BOS
11/17	L	0-2	at	TB	3/2	W	4-3	at	MTL
11/19	W	5-2		CBJ	3/5	W	2-1*	at	CHI
11/21	T	4-4*	at	DAL	3/7	W	3-1	at	PIT
11/25	L	0-4		TB	3/8	T	2-2*		WSH
11/27	W	5-2	at	TOR	3/11	T	3-3*		CGY
11/29	L	0-5	at	NYR	3/16	L	2-3	at	MTL
11/30	L	2-6	at	WSH	3/18	T	1-1*		MTL
12/2	OTL	3-4*		WSH	3/21	W	3-2		FLA
12/4	L	2-4		BUF	3/23	W	4-2	at	NJ
12/8	W	3-2	at	FLA	3/26	L	2-3		BOS
12/10	W	4-3*	at	NYR	3/28	W	4-1		PHI
12/12	W	4-1		FLA	3/30	W	2-0	at	BOS
12/14	OTL	2-3*	at	BUF	4/2	L	3-4	at	OTT
12/16	W	7-0	at	PIT	4/3	L	2-3		NJ
12/18	L	1-5		OTT	4/7	T	1-1*		ATL
12/21	W	5-4*		ATL	4/8	W	2-1	at	NYI
12/21	OTL	3-4*	at	PHI	4/10	W	4-2		TB
12/26	W	4-3		TOR	4/12	W	3-1	at	FLA
12/27	W	3-2	at	TB	4/14	T	2-2*	at	ATL

MAJOR TRADES

12/05/01 – Acquired defenseman Sean Hill from STL in exchange for defenseman Steve Halko and a 2002 fourth-round pick (Later traded to ATL, Lane Manson).

01/16/02 – Acquired forward Kevyn Adams and defensemen Bret Hedican and Tomas Malec from FLA in exchange for defenseman Sandis Ozolinsh and forward Byron Ritchie.

03/05/02 – Acquired goaltender Kevin Weekes from TB in exchange for forwards Shane Willis and Chris Dingman.

FINAL STATISTICS *(Hurricanes games only)*

SCORING *(*Rookies)*

PLAYER	GP	G	A	PTS	PIM	PP	SH	GW	GT
RON FRANCIS	80	27	50	77	18	14	0	5	2
SAMI KAPANEN	77	27	42	69	23	11	0	4	1
JEFF O'NEILL	76	31	33	64	63	11	0	6	1
ROD BRIND'AMOUR	81	23	32	55	40	5	2	5	1
BATES BATTAGLIA	82	21	25	46	44	5	1	2	3
ERIK COLE*	81	16	24	40	35	3	0	2	0
JOSEF VASICEK	78	14	17	31	53	3	0	3	0
SEAN HILL	49	7	23	30	61	4	0	2	0
MARTIN GELINAS	72	13	16	29	30	3	0	1	1
MAREK MALIK	82	4	19	23	88	0	0	0	0
SANDIS OZOLINSH	46	4	19	23	34	1	0	0	0
GLEN WESLEY	77	5	13	18	56	1	0	0	1
SHANE WILLIS	59	7	10	17	24	2	0	0	1
DAVID TANABE	78	1	15	16	35	0	0	0	0
AARON WARD	79	3	11	14	74	0	0	2	1
BRET HEDICAN	26	2	4	6	10	0	0	1	0
JEFF DANIELS	65	4	1	5	12	0	1	0	0
KEVYN ADAMS	33	2	3	5	15	0	0	1	0
JAROSLAV SVOBODA*	10	2	2	4	2	0	0	0	0
DARREN LANGDON	58	2	1	3	106	0	0	1	0
NICLAS WALLIN	52	1	2	3	36	0	0	0	0
CRAIG MACDONALD	12	1	1	2	0	0	0	0	0
TOMMY WESTLUND	40	0	2	2	6	0	0	0	0
CRAIG ADAMS	33	0	1	1	38	0	0	0	0
CHRIS DINGMAN	30	0	1	1	77	0	0	0	0
STEVEN HALKO	5	0	1	1	6	0	0	0	0
JOSH HOLDEN	8	0	0	0	2	0	0	0	0
BYRON RITCHIE*	4	0	0	0	2	0	0	0	0
NIKOS TSELIOS*	2	0	0	0	6	0	0	0	0

GOALTENDING

PLAYER	GP	MINS	GA	GAA	SO	W-L-T
KEVIN WEEKES	2	120	3	1.50	0	2-0-0
ARTURS IRBE	51	2974	126	2.54	3	20-19-11
TOM BARRASSO	34	1908	83	2.61	2	13-12-5

SEASON HIGHLIGHTS

• Ron Francis, playing in his 1,000th career game with the franchise, beats Byron Dafoe of the Boston Bruins for his 500th career NHL goal – January 2, 2002.

• Ron Francis assists on Jeff O'Neill's goal at Philadelphia to pass Ray Bourque for second on the NHL's all-time assist list – January 27, 2002.

• The Hurricanes set a new single-season attendance record, breaking the franchise mark set in 1987-88. In all, 635,868 fans attend games during the 2001-02 regular season – April 3, 2002.

• The Hurricanes defeat the Tampa Bay Lightning 4-2 at the Entertainment & Sports Arena to clinch their second Southeast Division title in four years – April 10, 2002.

• Kevin Weekes shuts out New Jersey 1-0 in Game 6 of the Eastern Conference Quarterfinals at the Continental Airlines Arena as Carolina clinches the franchise's first playoff series win since 1986 and first best-of-7 series win – April 27, 2002.

• Martin Gelinas scores at 8:05 of overtime to give the Hurricanes a 2-1 victory against Toronto in Game 6 of the Eastern Conference Finals at Air Canada Centre. With the win, Carolina clinches the first Conference championship in franchise history and earns its first trip to the Stanley Cup Finals – May 28, 2002.

• The Hurricanes host Game 3 of the Stanley Cup Finals against Detroit, marking the first Stanley Cup finals game in Raleigh. The game goes into triple-overtime before the Red Wings' Igor Larionov scores at the 54:47 mark of overtime – June 8-9, 2002.

CLOSING GAME ROSTER *vs. Pittsburgh Penguins (home 4/8/01)*

1	Arturs Irbe	G	**11**	Jeff Daniels	LW	**23**	Martin Gelinas	LW	**45**	David Tanabe	D
2	Glen Wesley	D	**13**	Bates Battaglia	LW	**24**	Sami Kapanen	RW	**63**	Josef Vasicek	C
4	Kevin Hatcher	D	**14**	Steve Halko	D	**25**	Shane Willis	RW	**92**	Jeff O'Neill	C
5	Marek Malik	D	**16**	Tommy Westlund	RW	**27**	Craig Adams	RW			
7	Niclas Wallin	D	**17**	Rod Brind'Amour	C	**31**	Tyler Moss	G			
8	Sandis Ozolinsh	D	**19**	Rob DiMaio	RW	**33**	Dave Karpa	D			
10	Ron Francis	C	**20**	Darren Langdon	LW	**38**	Scott Pellerin	LW			

FINAL SOUTHEAST DIVISION STANDINGS

	GP	W	L	T	OTL	GF	GA	PTS
WASHINGTON	82	41	27	10	4	233	211	96
CAROLINA*	82	38	32	9	3	212	225	88
FLORIDA	82	22	38	13	9	200	246	66
ATLANTA	82	23	45	12	2	211	289	60
TAMPA BAY	82	24	47	6	5	201	280	59

*Lost to NJ in Eastern Conference Quarterfinals 4-2.

COMPLETE RESULTS *(*Overtime)*

DATE	W/L	SCORE		OPP.	DATE	W/L	SCORE		OPP.
10/7	T	3-3*		WSH	1/14	W	4-0		ANA
10/10	W	5-2		DAL	1/16	W	3-2*	at	MTL
10/13	T	2-2*	at	FLA	1/18	W	4-2		BOS
10/14	L	1-2	at	NSH	1/20	L	3-6		LA
10/18	W	3-2	at	PIT	1/22	L	2-5		NYR
10/21	L	2-5	at	MTL	1/24	W	3-2	at	NYR
10/24	L	2-3		SJ	1/27	L	3-4		PHI
10/25	L	1-4	at	BUF	1/29	W	5-2		TB
10/27	T	3-3*		NJ	1/31	L	3-4		TOR
10/29	L	1-4		STL	2/1	W	3-1	at	ATL
10/31	W	6-5*		TB	2/7	W	2-1*	at	PHX
11/3	L	3-5	at	COL	2/8	L	2-4	at	LA
11/4	L	1-4	at	SJ	2/11	T	2-2*	at	ANA
11/8	L	0-5	at	TOR	2/14	OTL	3-4*	at	DET
11/10	W	3-1		TOR	2/16	L	0-2		PHX
11/12	W	4-0		OTT	2/18	W	5-4		BOS
11/15	L	1-4		FLA	2/19	L	0-4	at	PHI
11/16	W	1-0	at	OTT	2/21	W	6-3		ATL
11/18	OTL	2-3*	at	NJ	2/23	W	3-2		NJ
11/22	W	3-1	at	PIT	2/24	L	1-2		WSH
11/24	W	3-1	at	BOS	2/27	T	1-1*	at	ATL
11/26	L	4-7		NSH	3/1	W	3-1	at	NYI
11/29	W	2-1*	at	FLA	3/2	L	7-3	at	NJ
11/30	W	2-0		PHI	3/4	W	6-3	at	CHI
12/3	L	0-2		OTT	3/7	W	2-1		CBJ
12/6	W	5-3	at	ATL	3/8	L	1-0	at	TB
12/9	L	2-7	at	CGY	3/11	L	3-2		EDM
12/13	T	1-1*	at	MIN	3/14	L	3-6		MTL
12/15	W	5-3		BUF	3/15	W	3-0	at	WSH
12/16	L	1-4	at	BOS	3/18	W	2-1		NYI
12/19	L	1-2	at	NYI	3/21	W	1-0		BUF
12/23	OTL	1-2*	at	PHI	3/23	W	5-3		PIT
12/26	L	2-3	at	TB	3/24	L	1-3	at	BUF
12/27	W	4-3		NYR	3/26	L	2-4		MTL
12/29	L	1-3	at	CBJ	3/28	L	0-7	at	WSH
12/31	W	2-1		CHI	3/30	W	4-3*		WSH
1/3	W	3-2		TB	4/1	W	3-2*	at	OTT
1/6	T	2-2*		COL	4/3	T	2-2*	at	STL
1/7	W	5-2		NYI	4/4	W	3-1	at	NYR
1/9	W	7-3		FLA	4/6	W	3-2		ATL
1/12	T	2-2*	at	FLA	4/8	L	4-6		PIT

MAJOR TRADES

06/24/00 – Acquired defenseman Sandis Ozolinsh and a second-round pick in 2000 (Tomas Kurka) from COL in exchange for Nolan Pratt, a first-round pick (Vaclav Nedorost) and two second-round picks (Jared Aulin, Argis Saviels) in 2000.

08/04/00 – Acquired forwards Rob DiMaio and Darren Langdon from the NYR in exchange for forward Sandy McCarthy and a fourth-round draft pick in 2001.

03/01/01 – Acquired forward Scott Pellerin from MIN for a third-round pick in the 2001 Entry Draft, the rights to forward Ashkat Rakhmatullin and future considerations.

FINAL STATISTICS *(Hurricanes games only)*

SCORING *(*Rookies)*

PLAYER	GP	G	A	PTS	PIM	PP	SH	GW	GT
JEFF O'NEILL	82	41	26	67	106	17	0	5	2
RON FRANCIS	82	15	50	65	32	7	0	4	0
SAMI KAPANEN	82	20	37	57	24	7	0	4	0
ROD BRIND'AMOUR	79	20	36	56	47	5	1	5	0
MARTIN GELINAS	79	23	29	52	59	6	1	4	0
SHANE WILLIS*	73	20	24	44	45	9	0	6	0
SANDIS OZOLINSH	72	12	32	44	71	4	2	2	0
DAVID TANABE	74	7	22	29	42	5	0	1	0
BATES BATTAGLIA	80	12	15	27	76	2	0	3	0
ROB DIMAIO	74	6	18	24	54	0	2	1	0
JOSEF VASICEK*	76	8	13	21	53	1	0	0	0
GLEN WESLEY	71	5	16	21	42	3	0	0	0
MAREK MALIK	61	6	14	20	34	1	0	1	0
KEVIN HATCHER	57	4	14	18	38	3	0	1	0
DAVID KARPA	80	4	6	10	159	2	0	0	0
TOMMY WESTLUND	79	5	3	8	23	0	0	1	0
NICLAS WALLIN*	37	2	3	5	21	0	0	0	0
SCOTT PELLERIN	19	0	5	5	6	0	0	0	0
JEFF DANIELS	67	1	1	2	15	0	0	0	0
DARREN LANGDON	54	0	2	2	94	0	0	0	0
CRAIG ADAMS*	44	1	0	1	20	0	0	0	0
STEVE HALKO	48	0	1	1	6	0	0	0	0
MIKE RUCINSKI*	2	0	0	0	0	0	0	0	0
GREG KOEHLER*	1	0	0	0	0	0	0	0	0
GREG KUZNIK*	1	0	0	0	0	0	0	0	0

GOALTENDING

PLAYER	GP	MINS	GA	GAA	SO	W-L-T
ARTURS IRBE	77	4406	180	2.45	6	37-29-9
TYLER MOSS	12	557	37	3.99	0	1-6-0

SEASON HIGHLIGHTS

- The Hurricanes acquire defenseman Sandis Ozolinsh and a second-round pick (Tomas Kurka) in 2000 from Colorado in exchange for Nolan Pratt, a first-round pick (Vaclav Nedorost), and two second-round picks (Jared Aulin, Argis Saviels) in 2000 – June 24, 2000.
- The Hurricanes agree to a multi-year affiliation with the Lowell Lock Monsters of the American Hockey League (AHL) – December 18, 2000.
- Defenseman Sandis Ozolinsh becomes the first Carolina Hurricane to start in an NHL All-Star Game – February 4, 2001.
- Ron Francis earns an assist against Atlanta to become to the first player to total 1,000 points with the franchise – March 14, 2001.
- Jeff O'Neill becomes the first franchise player to score 40 goals in a season since Brendan Shanahan in 1995-96 – April 4, 2001.
- The Hurricanes defeat Atlanta 3-2 in Raleigh to clinch their second trip to the playoffs in three years – April 6, 2001.

1999-2000 IN REVIEW

CLOSING GAME ROSTER *vs. Atlanta Thrashers (home 4/9/00)*

1	Arturs Irbe	G	**14**	Steve Halko	D	**23**	Martin Gelinas	LW	**51**	Andrei Kovalenko	RW
2	Glen Wesley	D	**16**	Tommy Westlund	RW	**24**	Sami Kapanen	RW	**77**	Paul Coffey	D
4	Nolan Pratt	D	**17**	Jeff Daniels	LW	**27**	Rod Brind'Amour	C	**92**	Jeff O'Neill	C
5	Marek Malik	D	**18**	Robert Kron	RW	**28**	Paul Ranheim	LW			
7	Curtis Leschyshyn	D	**20**	Sandy McCarthy	LW	**30**	Mark Fitzpatrick	G			
10	Gary Roberts	LW	**21**	Ron Francis	C	**33**	Dave Karpa	D			
13	Bates Battaglia	LW	**22**	Sean Hill	D	**45**	David Tanabe	D			

FINAL SOUTHEAST DIVISION STANDINGS

	GP	W	L	T	OTL	GF	GA	PTS
WASHINGTON	82	44	26	12	2	227	194	102
FLORIDA	82	43	33	6	6	244	209	98
CAROLINA*	82	37	35	10	0	217	216	84
TAMPA BAY	82	19	54	9	7	204	310	54
ATLANTA	82	14	61	7	4	170	313	39

*Did not make playoffs.

COMPLETE RESULTS *(*Overtime)*

DATE	W/L	SCORE		OPP.	DATE	W/L	SCORE		OPP.
10/2	W	3-1	at	BOS	1/9	W	1-0		NYR
10/7	W	2-0	at	PHI	1/11	L	3-4		PHI
10/8	L	1-3	at	NYR	1/14	L	1-5	at	FLA
10/11	T	3-3*	at	CGY	1/17	L	2-5	at	NJ
10/13	T	3-3*	at	EDM	1/18	L	2-3	at	NYR
10/15	W	4-1	at	VAN	1/20	L	1-4		NYR
10/20	T	3-3*	at	TOR	1/22	W	4-1		BUF
10/22	L	3-7	at	BUF	1/24	W	3-2*		MTL
10/23	W	3-2	at	PIT	1/27	L	2-4		PHX
10/29	L	2-4		NJ	1/28	W	4-3*		NJ
10/30	W	4-0	at	NYI	1/30	L	0-3	at	MTL
11/3	L	0-6		TOR	2/1	W	4-2		FLA
11/5	L	2-3	at	DET	2/3	L	1-2	at	WSH
11/7	W	3-2		WSH	2/8	W	4-3	at	NYI
11/10	L	0-2		NYI	2/12	W	5-2	at	TB
11/11	L	1-4	at	PHI	2/14	W	5-2	at	TOR
11/13	W	4-2		TB	2/15	L	1-5	at	OTT
11/17	W	2-1		OTT	2/17	L	0-3		MTL
11/19	T	3-3*	at	WSH	2/19	W	4-2		TB
11/20	W	1-0		DAL	2/21	T	1-1*		WSH
11/22	L	1-2		BOS	2/24	L	2-4		FLA
11/24	T	1-1*		VAN	2/26	W	2-1*	at	FLA
11/26	T	3-3*	at	TB	3/1	L	5-7	at	PHX
11/27	W	5-3		PIT	3/2	W	5-2	at	LA
11/30	W	4-3		CGY	3/4	W	5-2	at	SJ
12/2	T	2-2*		TOR	3/8	W	4-1		CHI
12/4	L	1-3	at	COL	3/10	L	3-5		BOS
12/7	W	4-2	at	STL	3/12	W	5-1		ATL
12/8	L	1-2	at	DAL	3/15	T	2-2*		EDM
12/10	L	2-3	at	TB	3/17	L	2-4	at	WSH
12/15	L	3-6		PIT	3/18	L	2-3	at	MTL
12/18	W	4-2		ATL	3/21	W	5-0	at	NJ
12/20	L	2-4		COL	3/22	L	1-2		STL
12/22	L	1-4		DET	3/26	W	4-1		NYI
12/23	L	3-4	at	OTT	3/27	L	1-5		BUF
12/26	W	4-3*		FLA	3/29	W	3-1		NSH
12/28	L	2-3	at	NSH	3/31	W	3-1	at	BUF
1/1	W	4-2	at	ATL	4/2	W	1-0		PHI
1/4	L	1-2		OTT	4/3	L	2-3	at	PIT
1/6	W	7-3	at	BOS	4/8	W	4-3	at	ATL
1/7	T	4-4*		ANA	4/9	W	2-1		ATL

MAJOR TRADES

01/23/00 – Acquired forward Rod Brind'Amour, goaltender Jean-Marc Pelletier, and a second-round pick in 2000 entry draft from PHI in exchange for forward Keith Primeau and a fifth-round pick in 2000.

03/14/00 – Acquired forward Sandy McCarthy from PHI in exchange for forward Kent Manderville.

FINAL STATISTICS *(Hurricanes games only)*

SCORING *(*Rookies)*

PLAYER	GP	G	A	PTS	PIM	PP	SH	GW	GT
RON FRANCIS	78	23	50	73	18	7	0	4	0
JEFF O'NEILL	80	25	38	63	72	4	0	7	0
GARY ROBERTS	69	23	30	53	62	12	0	1	0
SAMI KAPANEN	76	24	24	48	12	7	0	5	2
SEAN HILL	62	13	31	44	59	8	0	2	0
ROBERT KRON	81	13	27	40	8	2	1	3	1
PAUL COFFEY	69	11	29	40	40	6	0	3	1
ANDREI KOVALENKO	76	15	24	39	38	2	0	3	0
BATES BATTAGLIA	77	16	18	34	39	3	0	3	0
MARTIN GELINAS	81	14	16	30	40	3	0	0	0
PAUL RANHEIM	79	9	13	22	6	0	0	2	0
GLEN WESLEY	78	7	15	22	38	1	0	0	2
ROD BRIND'AMOUR	33	4	10	14	22	0	1	1	0
MAREK MALIK	57	4	10	14	63	0	0	1	0
TOMMY WESTLUND*	81	4	8	12	19	0	1	0	0
STEVEN HALKO	58	0	8	8	25	0	0	0	0
JEFF DANIELS	69	3	4	7	10	0	0	0	1
DAVE KARPA	27	1	4	5	52	0	0	0	0
KENT MANDERVILLE	56	1	4	5	12	0	0	1	0
DAVID TANABE*	31	4	0	4	14	3	0	0	0
NOLAN PRATT	64	3	1	4	90	0	0	1	0
BYRON RITCHIE*	26	0	2	2	17	0	0	0	0
CURTIS LESCHYSHYN	53	0	2	2	14	0	0	0	0
ARTURS IRBE	75	0	1	1	14	0	0	0	0
SHANE WILLIS*	2	0	0	0	0	0	0	0	0
MARK FITZPATRICK	3	0	0	0	0	0	0	0	0
ERIC FICHAUD	9	0	0	0	2	0	0	0	0
SANDY McCARTHY	13	0	0	0	9	0	0	0	0

GOALTENDING

PLAYER	GP	MINS	GA	GAA	SO	W-L-T
ARTURS IRBE	75	4345	175	2.42	5	34-28-9
ERIC FICHAUD	9	490	24	2.94	1	3-5-1
MARK FITZPATRICK	3	107	8	4.49	0	0-2-0

SEASON HIGHLIGHTS

- The Hurricanes host the New Jersey Devils in the inaugural game at the Entertainment & Sports Arena – October 29, 1999.
- Ron Francis becomes the sixth player in NHL history to eclipse 1,500 points – November 5, 1999.
- Carolina defeats the Washington Capitals, 3-2, to earn its first win at the Entertainment & Sports Arena – November 7, 1999.
- Paul Coffey becomes the first defenseman in league history to score 1,500 points. Coffey and Francis are the first pair of teammates in league history to reach the milestone in the same season – December 23, 1999.
- Competing in his first All-Star weekend, Sami Kapanen wins the fastest skater event during the FedEx/NHL Superskills contest with a time of 13.649 seconds – February 5, 2000.
- Head coach Paul Maurice becomes the franchise's all-time winningest coach with a 4-3 victory against the Atlanta Thrashers, surpassing Jack Evans' total of 163 – April 8, 2000.

CLOSING GAME ROSTER *vs. Ottawa Senators (home 4/17/99)*

1	Arturs Irbe	G	**11**	Kevin Dineen	RW	**24**	Sami Kapanen	RW	**77**	Paul Coffey	D
2	Glen Wesley	D	**13**	Bates Battaglia	LW	**26**	Ray Sheppard	RW	**92**	Jeff O'Neill	C
3	Steve Chiasson	D	**18**	Robert Kron	RW	**28**	Paul Ranheim	LW			
4	Nolan Pratt	D	**20**	Sandy McCarthy	LW	**33**	Dave Karpa	D			
5	Marek Malik	D	**21**	Ron Francis	C	**44**	Kent Manderville	C			
7	Curtis Leschyshyn	D	**22**	Sean Hill	D	**51**	Andrei Kovalenko	RW			
10	Gary Roberts	LW	**23**	Martin Gelinas	LW	**55**	Keith Primeau	C			

FINAL SOUTHEAST DIVISION STANDINGS

	GP	W	L	T	GF	GA	PTS
CAROLINA*	82	34	30	18	210	202	86
FLORIDA	82	30	34	18	210	228	78
WASHINGTON	82	31	45	6	200	218	68
TAMPA BAY	82	19	54	9	179	292	47

*Lost to BOS in Eastern Conference Quarterfinals 4-2.

COMPLETE RESULTS *(*Overtime)*

DATE	W/L	SCORE		OPP.	DATE	W/L	SCORE		OPP.
10/10	T	4-4*		TB	1/14	W	3-2		FLA
10/13	L	2-3	at	NSH	1/16	L	2-3*		WSH
10/15	T	2-2*		DAL	1/18	W	4-2		TOR
10/17	T	1-1*		PHI	1/21	L	1-4	at	DET
10/20	W	3-1		VAN	1/26	W	5-3	at	PIT
10/24	W	3-1	at	OTT	1/28	W	3-2*		NYR
10/25	L	2-3		LA	1/30	W	3-1	at	MTL
10/28	W	2-0		CHI	1/31	T	0-0*	at	BOS
10/30	L	0-1	at	NYR	2/3	L	1-4		NJ
10/31	W	2-0	at	BOS	2/5	L	1-4	at	WSH
11/2	L	2-3		COL	2/6	T	3-3*		FLA
11/5	W	6-3	at	NYI	2/10	W	6-5	at	TOR
11/6	W	3-2	at	WSH	2/12	W	3-1	at	NYR
11/8	L	2-5		BOS	2/13	L	4-6	at	NJ
11/11	L	4-5*	at	ANA	2/15	L	2-3	at	BUF
11/12	L	0-3	at	SJ	2/18	T	2-2*		WSH
11/14	W	5-3	at	LA	2/20	W	3-2	at	TB
11/17	W	5-4		MTL	2/21	W	4-1		NYI
11/19	L	2-3*	at	NJ	2/24	T	2-2*	at	TOR
11/20	L	1-3		PHI	2/26	L	0-1	at	VAN
11/22	L	2-5		NJ	2/27	T	2-2*	at	EDM
11/25	W	3-0		SJ	3/3	W	2-1		BOS
11/28	W	3-1	at	NYI	3/6	T	2-2*	at	FLA
11/29	W	3-1		ANA	3/8	W	4-1		BUF
12/2	W	4-1		MTL	3/10	L	2-3*		PIT
12/4	T	3-3*		PIT	3/12	W	2-1		CGY
12/5	T	3-3*	at	FLA	3/15	T	5-5*	at	PHX
12/10	L	2-3		BOS	3/18	L	2-3	at	COL
12/12	W	3-0		DET	3/21	L	2-3*	at	DAL
12/15	W	3-0		EDM	3/22	L	2-5	at	STL
12/18	L	1-5	at	OTT	3/24	W	2-1		NYI
12/19	W	3-2	at	BUF	3/26	L	2-7		TOR
12/21	L	1-4		BUF	3/28	T	3-3*		TB
12/23	W	1-0	at	NYR	3/30	T	3-3*	at	PHI
12/26	L	3-6		NYR	4/3	L	1-2	at	CHI
12/30	W	4-3		TB	4/6	W	4-2		NJ
1/1	T	3-3*	at	FLA	4/7	L	0-2	at	MTL
1/2	W	4-1		NSH	4/10	W	6-1	at	NYI
1/4	T	4-4*		OTT	4/14	W	3-0		WSH
1/7	L	2-4	at	PIT	4/16	T	2-2*	at	TB
1/9	L	0-2	at	PHI	4/17	T	1-1*		OTT

MAJOR TRADES

12/29/98 – Acquired defenseman Paul Coffey from CHI for Nelson Emerson.
03/06/99 – Acquired forward Andrei Kovalenko from PHI for Adam Burt.

FINAL STATISTICS *(Hurricanes games only)*

SCORING *(*Rookies)*

PLAYER	GP	G	A	PTS	PIM	PP	SH	GW	GT
KEITH PRIMEAU	78	30	32	62	75	9	1	5	1
SAMI KAPANEN	81	24	35	59	10	5	0	7	0
RAY SHEPPARD	74	25	33	58	16	5	0	4	1
RON FRANCIS	82	21	31	52	34	8	0	2	1
GARY ROBERTS	77	14	28	42	178	1	1	4	0
JEFF O'NEILL	75	16	15	31	66	4	0	2	0
MARTIN GELINAS	76	13	15	28	67	0	0	2	2
ROBERT KRON	75	9	16	25	10	3	1	2	0
GLEN WESLEY	74	7	17	24	44	0	0	2	1
NELSON EMERSON	35	8	13	21	36	3	0	0	1
PAUL RANHEIM	78	9	10	19	39	0	2	1	0
KEVIN DINEEN	67	8	10	18	97	0	0	1	0
BATES BATTAGLIA	60	7	11	18	22	0	0	0	2
KENT MANDERVILLE	81	5	11	16	38	0	0	0	0
NOLAN PRATT	61	1	14	15	95	0	0	1	0
ANDREI KOVALENKO	18	6	6	12	0	1	0	1	0
MAREK MALIK	52	2	9	11	36	1	0	0	0
PAUL COFFEY	44	2	8	10	28	1	0	0	0
SEAN HILL	54	0	10	10	48	0	0	0	0
CURTIS LESCHYSHYN	65	2	7	9	50	0	0	0	0
STEVE CHIASSON	28	1	8	9	16	1	0	0	0
ADAM BURT	51	0	3	3	46	0	0	0	0
STEVEN HALKO*	20	0	3	3	24	0	0	0	0
DAVE KARPA	33	0	2	2	55	0	0	0	0
MIKE RUCINSKI*	15	0	1	1	8	0	0	0	0
BYRON RITCHIE*	3	0	0	0	0	0	0	0	0
SHANE WILLIS*	7	0	0	0	0	0	0	0	0
CRAIG MACDONALD*	11	0	0	0	0	0	0	0	0
TREVOR KIDD	25	0	0	0	0	0	0	0	0
ARTURS IRBE	62	0	0	0	10	0	0	0	0

GOALTENDING

PLAYER	GP	MINS	GA	GAA	SO	W-L-T
ARTURS IRBE	62	3643	135	2.22	6	27-20-12
TREVOR KIDD	25	1358	61	2.70	2	7-10-6

SEASON HIGHLIGHTS

- Carolina signs franchise all-time leading scorer Ron Francis to a free agent contract – July 13, 1998.
- Carolina takes over Southeast Division lead. The Hurricanes would never surrender the lead, remaining in first place for 173 consecutive days – October 28, 1998.
- Goaltender Arturs Irbe named NHL Player of the Week and NHL Player of the Month for October – November 2, 1998.
- Arturs Irbe and Keith Primeau become the first Carolina Hurricanes to play in the NHL All-Star Game – January 24, 1999.
- Hurricanes clinch the Southeast Division title, marking the team's first division title since 1987 – April 9, 1999.

1997-98 IN REVIEW

CLOSING GAME ROSTER *vs. Washington Capitals (away 4/19/98)*

2	Glen Wesley	D	**11**	Kevin Dineen	RW	**24**	Sami Kapanen	RW	**34**	Steve Martins	C
3	Steve Chiasson	D	**12**	Steve Rice	RW	**26**	Ray Sheppard	RW	**37**	Trevor Kidd	G
4	Nolan Pratt	D	**14**	Steve Halko	D	**27**	Steve Leach	RW	**39**	Pat Jablonski	G
5	Kevin Haller	D	**18**	Robert Kron	RW	**28**	Paul Ranheim	LW	**44**	Kent Manderville	C
6	Adam Burt	D	**19**	Nelson Emerson	RW	**30**	Mike Fountain	G	**46**	Mike Rucinski	D
7	Curtis Leschyshyn	D	**22**	Sean Hill	D	**32**	Stu Grimson	LW	**55**	Keith Primeau	C
10	Gary Roberts	LW	**23**	Martin Gelinas	LW	**33**	Bates Battaglia	LW	**92**	Jeff O'Neill	C

FINAL NORTHEAST DIVISION STANDINGS

	GP	W	L	T	GF	GA	PTS
PITTSBURGH	82	40	24	18	228	188	98
BOSTON	82	39	30	13	221	194	91
BUFFALO	82	36	29	17	211	187	89
MONTREAL	82	37	32	13	235	208	87
OTTAWA	82	34	33	15	193	200	83
CAROLINA*	82	33	41	8	200	219	74

*Did not make playoffs.

COMPLETE RESULTS *(*Overtime)*

DATE	W/L	SCORE		OPP.	DATE	W/L	SCORE		OPP.
10/1	L	2-4	at	TB	1/3	L	1-6		DAL
10/3	L	3-4		PIT	1/5	W	4-1		OTT
10/4	L	2-3	at	OTT	1/6	L	2-4	at	NYR
10/7	T	3-3*		LA	1/8	T	3-3*		PHI
10/10	W	2-1		NJ	1/10	W	2-1*	at	NYI
10/11	L	1-4	at	PIT	1/12	L	1-4		PIT
10/13	L	1-3	at	STL	1/14	L	1-4		CHI
10/15	T	3-3*		BUF	1/21	L	1-2	at	BUF
10/18	L	2-4	at	DET	1/22	W	4-2	at	OTT
10/20	L	2-4	at	NYR	1/24	W	4-3	at	MTL
10/22	W	4-3		STL	1/27	L	0-3	at	FLA
10/24	T	3-3*	at	COL	1/28	W	3-2	at	TB
10/26	W	3-2	at	CHI	1/30	L	0-2	at	NYI
10/31	L	2-3*		BUF	2/1	L	3-6		MTL
11/3	W	5-3		VAN	2/4	T	3-3*		TB
11/5	W	3-1		DET	2/7	W	3-1	at	BOS
11/7	L	2-3		NYI	2/28	L	3-4	at	NJ
11/9	W	4-1		OTT	3/2	W	3-1	at	SJ
11/12	W	6-4	at	EDM	3/5	W	2-1	at	LA
11/13	W	4-2	at	CGY	3/6	W	5-4*	at	PHX
11/16	L	1-4	at	VAN	3/8	W	3-1	at	ANA
11/19	W	2-1		MTL	3/12	L	0-2		NJ
11/21	L	3-4		NYR	3/14	L	1-2		SJ
11/23	T	3-3*		CGY	3/15	W	4-1		EDM
11/26	L	2-3	at	PIT	3/18	L	0-1	at	WSH
11/28	W	2-0		TB	3/20	L	1-6	at	DAL
11/29	L	2-3		COL	3/23	W	5-3	at	FLA
12/1	W	3-1		BOS	3/26	W	4-1		NYR
12/3	W	5-3		NYI	3/28	W	4-2	at	PHI
12/5	T	2-2*		PHX	3/29	L	1-3		PHI
12/6	L	1-4	at	BOS	3/31	T	3-3*		MTL
12/10	L	2-5		FLA	4/1	W	4-0	at	NJ
12/12	L	2-3*	at	BUF	4/4	W	1-0	at	MTL
12/16	W	2-1		OTT	4/6	W	3-0	at	BOS
12/18	L	2-3	at	OTT	4/8	L	1-3	at	BUF
12/20	L	1-2		WSH	4/9	W	5-2		TOR
12/23	L	2-4	at	PHI	4/11	L	1-5	at	TOR
12/26	L	2-5		FLA	4/13	L	2-3		BOS
12/27	W	4-1		BUF	4/16	L	1-4		PIT
12/30	W	2-1		ANA	4/18	L	3-4		WSH
12/31	L	2-3	at	PIT	4/19	L	1-2	at	WSH

MAJOR TRADES

06/27/97 – Acquired Steve Leach from STL for Alexander Godynyuk and 1998 6th-round draft pick (Brad Voth).

07/25/97 – Acquired Enrico Ciccone from CHI for Ryan Risadore and 1998 5th-round draft pick.

08/08/97 – Traded Jason Muzzati to NYR for 1998 4th-round draft pick (Tommy Westlund).

08/25/97 – Acquired Gary Roberts and Trevor Kidd from CGY in exchange for Andrew Cassels and Jean-Sebastien Giguere.

11/18/97 – Acquired D Sean Hill from OTT in exchange for Chris Murray.

01/02/98 – Traded Jeff Brown to TOR in exchange for a fourth round pick in the 1999 NHL Entry Draft.

01/03/98 – Acquired Martin Gelinas and Kirk McLean from VAN in exchange for Sean Burke, Geoff Sanderson, and Enrico Ciccone.

03/24/98 – Acquired Ray Sheppard from FLA in exchange for Kirk McLean.

08/11/98 – Acquired David Karpa and a fourth-round pick in 2000 from ANA for Stu Grimson and Kevin Haller.

FINAL STATISTICS *(Hurricanes games only)*

SCORING

PLAYER	GP	G	A	PTS	PIM	PP	SH	GW	GT
KEITH PRIMEAU	81	26	37	63	110	7	3	2	0
SAMI KAPANEN	81	26	37	63	16	4	0	5	0
GARY ROBERTS	61	20	29	49	103	4	0	2	1
NELSON EMERSON	81	21	24	45	50	6	0	4	1
JEFF O'NEILL	74	19	20	39	67	7	1	4	1
RAY SHEPPARD	71	18	19	37	23	7	0	2	0
ROBERT KRON	81	16	20	36	12	4	0	2	1
MARTIN GELINAS	64	16	18	34	40	3	2	5	0
STEVE CHIASSON	66	7	27	34	65	6	0	0	0
GLEN WESLEY	82	6	19	25	36	1	0	1	0
KEVIN DINEEN	54	7	16	23	105	0	0	1	0
PAUL RANHEIM	73	5	9	14	28	0	1	2	0
CURTIS LESCHYSHYN	73	2	10	12	45	1	0	1	0
ADAM BURT	76	1	11	12	106	0	1	0	0
STEPHEN LEACH	45	4	5	9	42	1	1	2	0
KENT MANDERVILLE	77	4	4	8	31	0	0	0	0
KEVIN HALLER	65	3	5	8	94	0	0	0	0
STU GRIMSON	82	3	4	7	204	0	0	1	0
SEAN HILL	55	1	6	7	54	0	0	0	0
BATES BATTAGLIA	33	2	4	6	10	0	0	1	0
STEVEN RICE	47	2	4	6	38	0	0	0	0
STEVEN HALKO	18	0	2	2	10	0	0	0	0
NOLAN PRATT	23	0	2	2	44	0	0	0	0
MIKE RUCINSKI	9	0	1	1	2	0	0	0	0
JEFF DANIELS	2	0	0	0	0	0	0	0	0
MICHAEL FOUNTAIN	3	0	0	0	2	0	0	0	0
STEVE MARTINS	3	0	0	0	0	0	0	0	0
KEVIN BROWN	4	0	0	0	0	0	0	0	0
PAT JABLONSKI	5	0	0	0	0	0	0	0	0
TREVOR KIDD	47	0	0	0	2	0	0	0	0

GOALTENDING

PLAYER	GP	MINS	GA	GAA	SO	W-L-T
TREVOR KIDD	47	2685	97	2.16	3	21-21-3
SEAN BURKE	25	1415	66	2.79	1	7-11-5
PAT JABLONSKI	5	279	115	3.01	0	1-4-0
KIRK MCLEAN	8	401	22	3.29	0	4-2-0
MICHAEL FOUNTAIN	3	163	10	3.68	0	0-3-0

SEASON HIGHLIGHTS

• Carolina plays its first preseason game against NYI at the Greensboro Coliseum – September 13, 1997.

• Carolina opens the franchise's 19th NHL season, and first as the Carolina Hurricanes, at TB – October 1, 1997.

• Carolina registers its first win with a 2-1 victory over NJ – October 10, 1997.

• NHL shuts down for three weeks in February 1998 as NHL players compete at the Winter Olympics in Nagano, Japan. Carolina's Sami Kapanen plays for Team Finland, winning a bronze medal, and Keith Primeau completes the Olympic Tournament tied for third in scoring for Team Canada.

• Trevor Kidd named NHL Player of the Week on March 9, 1998 after posting a 3-0-0 record with a .968 svs. percentage and a 1.00 GAA.

• Peter Karmanos receives Lester Patrick Award on March 24, 1998, which is presented annually to individuals who have performed "outstanding service to hockey in the United States."

• Keith Primeau named NHL Player of the Week on March 30, 1998 after totaling eight points (4g, 4a) and a (+7) in a 3-1-0 week.

• On April 1, 1998, Trevor Kidd begins shutout sequence that will cover three consecutive road games with a 4-0 win at NJ, a 1-0 win at MTL (4/4), and a 3-0 win at BOS (4/6). The shutouts are a franchise high for the team and an individual goaltender. Streak ends in BUF (4/8) in a 3-1 loss. Finishes with 219:21 shutout streak. Also establishes new individual road shutout mark at 234:28.

CLOSING GAME ROSTER *vs. Tampa Bay Lightning (home 4/13/97)*

1	Sean Burke	G	**8**	Geoff Sanderson	LW	**17**	Chris Murray	RW	**27**	Derek King	LW
3	Steve Chiasson	D	**11**	Kevin Dineen	RW	**18**	Robert Kron	RW	**29**	Jason Muzzatti	G
5	Alexander Godynyuk	D	**12**	Steve Rice	RW	**20**	Glen Wesley	D	**32**	Stu Grimson	LW
6	Adam Burt	D	**14**	Kevin Haller	D	**21**	Andrew Cassels	C	**44**	Kent Manderville	C
7	Curtis Leschyshyn	D	**16**	Nelson Emerson	RW	**24**	Sami Kapanen	RW	**55**	Keith Primeau	C

FINAL NORTHEAST DIVISION STANDINGS

	GP	W	L	T	GF	GA	PTS
BUFFALO	82	40	30	12	237	208	92
PITTSBURGH	82	38	36	8	285	280	84
OTTAWA	82	31	36	15	226	234	77
MONTREAL	82	31	36	15	249	276	77
HARTFORD*	82	32	39	11	226	256	75
BOSTON	82	26	47	9	234	300	61

*Did not make playoffs.

COMPLETE RESULTS *(*Overtime)*

DATE	W/L	SCORE		OPP.	DATE	W/L	SCORE		OPP.
10/5	W	1-0		PHX	1/10	L	5-3	at	VAN
10/8	W	7-3		PIT	1/12	L	2-1*	at	EDM
10/12	L	6-0	at	FLA	1/15	L	3-0		PIT
10/17	W	3-1	at	NYI	1/20	W	3-1		TOR
10/19	W	6-2		NJ	1/22	W	2-1*		FLA
10/24	W	4-1		ANA	1/24	L	5-2		NYI
10/26	L	6-3	at	BUF	1/25	W	5-1	at	BUF
10/30	T	2-2*		NYI	1/30	L	5-3	at	LA
10/31	T	4-4*	at	BOS	1/31	L	6-3	at	ANA
11/2	L	3-2		LA	2/5	L	5-2	at	NYR
11/4	L	5-1	at	DET	2/6	W	5-3	at	BOS
11/6	W	5-1		BOS	2/8	L	3-2*	at	MTL
11/8	L	4-1		DET	2/12	L	3-2		NJ
11/9	W	4-3*		BUF	2/13	L	4-0	at	NJ
11/12	W	4-3	at	SJ	2/15	W	2-1		OTT
11/14	W	2-1	at	PHX	2/16	L	4-2	at	OTT
11/16	T	4-4*	at	COL	2/19	T	2-2*	at	PHI
11/20	W	3-1		MTL	2/21	W	7-2		NYR
11/22	L	7-1		PIT	2/22	W	2-0		WSH
11/23	T	3-3*	at	OTT	2/26	T	2-2*		CHI
11/27	L	6-2		VAN	2/28	L	3-2		SJ
11/29	T	1-1*	at	FLA	3/2	L	5-2		PHI
11/30	W	6-3	at	TB	3/5	W	2-0		CGY
12/3	T	4-4*	at	PIT	3/7	W	2-0		MTL
12/5	W	4-2	at	BOS	3/8	T	1-1*	at	TOR
12/7	W	6-4		BUF	3/12	W	6-3		BOS
12/11	W	5-2		FLA	3/13	L	0-6	at	NJ
12/12	L	3-2	at	PHI	3/15	L	4-2		EDM
12/14	L	4-0		PHI	3/16	L	5-3	at	WSH
12/16	L	5-2	at	NYR	3/20	L	4-1	at	STL
12/17	W	5-3		STL	3/21	L	2-0	at	DAL
12/20	L	4-1		DAL	3/25	L	4-0		COL
12/21	W	6-5*		TB	3/27	W	5-2	at	TB
12/26	L	5-1	at	BUF	3/29	W	2-1		NYR
12/28	W	3-2		OTT	4/2	L	4-1		MTL
12/29	L	4-3	at	CHI	4/3	T	5-5*	at	PIT
1/1	L	3-2*	at	WSH	4/5	W	4-1	at	MTL
1/2	L	5-4*		BOS	4/7	W	4-2		BUF
1/4	T	1-1*		WSH	4/9	L	5-4	at	OTT
1/6	L	4-5	at	MTL	4/11	L	6-4	at	NYI
1/9	L	3-2	at	CGY	4/13	W	2-1		TB

MAJOR TRADES

10/09/96 – Acquired Paul Coffey, Keith Primeau and 1997 1st-round draft pick (Nikos Tselios) from DET in exchange for Brendan Shanahan and Brian Glynn.

10/12/96 – Acquired Stu Grimson from DET by way of NHL waivers.

12/15/96 – Acquired Kevin Haller, 1997 1st-round draft pick (traded on draft day 1997 to SJ (Scott Hannan) for 1997 2nd-round pick (Brad DeFauw) and 1997 7th-round pick (Andrew Merrick) and 1997 7th-round draft pick from PHI for Paul Coffey and 1997 3rd-round draft pick (Kris Mallette).

03/05/97 – Acquired Steve Chiasson and 1997 3rd-round draft pick (Francis Lessard) from CGY for Glen Feathersone, Hnat Domenichelli, 1997 2nd-round draft pick (Dimitri Kokorev), and 1998 3rd-round draft pick.

03/18/97 – Acq. Bates Battaglia and 4th-round draft pick in 1998 (Josef Vasicek) from ANA for Mark Janssens; acq. 8th-round draft pick in 1998 (Jaroslav Svoboda) from TOR for Kelly Chase; acq. Chris Murray from PHX for Gerald Diduck; acq. Derek King from the NYI for 5th-round draft pick in 1997.

FINAL STATISTICS *(Whalers games only)*

	SCORING								
PLAYER	GP	G	A	PTS	PIM	PP	SH	GW	GT
GEOFF SANDERSON	82	36	31	67	29	12	1	4	1
ANDREW CASSELS	81	22	44	66	46	8	0	2	0
KEITH PRIMEAU	75	26	25	51	161	6	3	2	2
KEVIN DINEEN	78	19	29	48	141	8	0	5	2
NELSON EMERSON	66	9	29	38	34	2	1	2	0
STEVE RICE	78	21	14	35	59	5	0	2	0
GLEN WESLEY	68	6	26	32	40	3	1	0	0
JEFF O'NEILL	72	14	16	30	40	2	1	2	0
SAMI KAPANEN	45	13	12	25	2	3	0	2	0
ROBERT KRON	68	10	12	22	10	2	0	4	1
PAUL RANHEIM	67	10	11	21	18	0	3	1	0
CURTIS LESCHYSHYN	64	4	13	17	30	1	1	1	0
STEVE CHIASSON	18	3	11	14	7	3	0	0	0
ADAM BURT	71	2	11	13	79	0	0	0	0
GERALD DIDUCK	56	1	10	11	40	0	0	1	0
KENT MANDERVILLE	44	6	5	11	18	0	0	1	0
PAUL COFFEY	20	3	5	8	18	1	0	1	0
KEVIN HALLER	35	2	6	8	48	0	0	0	0
GLEN FEATHERSONE	41	2	5	7	87	0	0	0	0
ALEXANDER GODYNYUK	55	1	6	7	41	0	0	1	0
ANDREI NIKOLISHIN	12	2	5	7	2	0	0	0	0
MARK JANSSENS	54	2	4	6	90	0	0	0	0
DEREK KING	12	3	3	6	2	1	0	0	0
MAREK MALIK	47	1	5	6	50	0	0	1	0
KEVIN BROWN	11	0	4	4	6	0	0	0	0
STU GRIMSON	75	2	2	4	218	0	0	0	0
KELLY CHASE	28	1	2	3	122	0	0	0	0
HNAT DOMENICHELLI	13	2	1	3	7	1	0	0	0
SEAN BURKE	51	0	2	2	14	0	0	0	0
JEFF DANIELS	10	0	2	2	0	0	0	0	0
CHRIS MURRAY	8	1	1	2	10	0	0	0	0
NOLAN PRATT	9	0	2	2	6	0	0	0	0
BRIAN GLYNN	1	1	0	1	2	0	0	0	0
STEVE MARTINS	2	0	1	1	0	0	0	0	0
JASON MUZZATTI	31	0	1	1	18	0	0	0	0
BRENDAN SHANAHAN	2	1	0	1	0	0	1	0	0
JEFF BROWN	1	0	0	0	0	0	0	0	0
J-S GIGUERE	8	0	0	0	0	0	0	0	0
JASON MCBAIN	6	0	0	0	0	0	0	0	0

	GOALTENDING					
PLAYER	GP	MINS	GA	GAA	SO	W-L-T
SEAN BURKE	51	2985	134	2.69	4	22-22-6
JASON MUZZATTI	31	1591	91	3.43	0	9-13-5
J-S GUIGUERE	8	394	24	3.65	0	1-4-0

SEASON HIGHLIGHTS

- Kevin Dineen named team captain – October 2, 1999.
- Sean Burke wins 1st two games and is unbeaten in seven games (5-0-2) from 11/9-11/23 as the Whalers lead the Northeast Division.
- Whalers post 16-11-6 mark to rank 1st in the Northeast Division at Christmas break. It marks one of the team's best starts to a season. Paul Maurice named asst. coach for NHL All-Star Game due to 1st place standing.
- Geoff Sanderson named NHL Player of the Week after totaling six points (4g, 2a) in a 2-0-1 week ending 12/8/96.
- Geoff Sanderson named to his second NHL All-Star Team, where he scores a goal. At the Skills Competition, Sanderson skates to second-fastest time (13.823) and finishes second in Hardest Shot Competition (98.6 mph).
- Sean Burke posts back-to-back home shutouts against CGY and MTL on March 5th and 7th.
- Whalers suffer franchise-high 368 games lost due to injury.
- Whalers complete final season in Hartford as Kevin Dineen scores the game-winner in a 2-1 victory over Tampa Bay – April 13, 1997. Team misses playoffs by two points.

1995-96 IN REVIEW

CLOSING GAME ROSTER *vs. Buffalo Sabres (away 4/14/96)*

1	Sean Burke	G	**11**	Kevin Dineen	RW	**21**	Andrew Cassels	C
4	Gerald Diduck	D	**12**	Steve Rice	RW	**22**	Mark Janssens	C
7	Brian Glynn	D	**13**	Andrei Nikolishin	C	**23**	Marek Malik	D
8	Geoff Sanderson	LW	**15**	Scott Daniels	LW	**24**	Sami Kapanen	LW
10	Brad McCrimmon	D	**16**	Nelson Emerson	RW	**25**	Jason McBain	D

27	Jeff Brown	D
28	Paul Ranheim	LW
29	Jason Muzzatti	G
92	Jeff O'Neill	C
94	Brendan Shanahan	LW

FINAL NORTHEAST DIVISION STANDINGS

	GP	W	L	T	GF	GA	PTS
PITTSBURGH	82	49	29	4	362	284	102
BOSTON	82	40	31	11	282	269	91
MONTREAL	82	40	32	10	265	248	90
HARTFORD*	82	34	39	9	237	259	77
BUFFALO	82	33	42	7	247	262	73
OTTAWA	82	18	59	5	191	291	41

*Did not make playoffs.

COMPLETE RESULTS *(*Overtime)*

DATE	W/L	SCORE		OPP.	DATE	W/L	SCORE		OPP.
10/7	W	2-0		NYR	1/10	L	2-3*	at	CGY
10/11	W	3-2		ANA	1/12	W	3-2	at	WIN
10/14	W	3-2		CHI	1/16	W	3-0		VAN
10/16	W	7-5	at	NYR	1/17	W	6-3	at	NYI
10/20	T	2-2*		PIT	1/24	L	2-4	at	BUF
10/21	L	0-3	at	FLA	1/25	W	8-2		LA
10/25	L	2-4		STL	1/27	T	4-4*		NJ
10/27	L	1-4		MTL	1/30	L	2-8	at	SJ
10/28	L	0-3	at	BOS	1/31	W	6-4	at	LA
11/2	L	0-5		OTT	2/2	W	4-3	at	ANA
11/4	W	5-4	at	OTT	2/7	W	5-3	at	VAN
11/5	L	1-6	at	PHI	2/9	W	3-2*	at	COL
11/7	W	7-3		SJ	2/11	W	5-3	at	DAL
11/11	L	1-4		NYR	2/14	L	0-3		BOS
11/14	L	0-1	at	NJ	2/17	W	2-1*		BUF
11/15	W	3-2		OTT	2/21	W	5-3		MTL
11/18	L	2-4		PHI	2/23	L	4-5	at	PIT
11/20	L	3-4*	at	MTL	2/25	L	2-6		DAL
11/22	W	4-2		MTL	2/28	T	4-4*		EDM
11/24	W	4-0	at	TOR	3/1	L	2-5		WIN
11/25	L	2-4		WSH	3/2	W	7-1		FLA
11/29	T	2-2*	at	TB	3/6	L	2-4		DET
12/1	L	1-2	at	BUF	3/8	W	7-4		TOR
12/2	L	3-5		FLA	3/9	L	3-6	at	STL
12/6	W	7-4		NYI	3/13	W	3-2		PIT
12/9	L	0-6	at	PIT	3/16	W	2-1		BUF
12/10	L	1-4	at	CHI	3/18	W	6-3		TB
12/13	L	2-3		TB	3/20	L	2-3	at	MTL
12/15	W	4-2		COL	3/22	T	1-1*	at	OTT
12/16	T	3-3*	at	NYI	3/23	T	2-2*	at	WSH
12/18	L	2-3	at	MTL	3/25	L	0-3	at	PHI
12/20	L	2-3		CGY	3/27	L	5-6*		BOS
12/22	T	3-3*	at	NYR	3/30	W	3-1		NYI
12/23	T	3-3*		PHI	4/1	L	2-3	at	FLA
12/28	L	4-9	at	PIT	4/3	L	2-4	at	TB
12/30	L	0-3	at	WSH	4/4	W	1-0	at	NJ
12/31	L	2-3	at	DET	4/6	L	3-6		NJ
1/3	W	2-0		WSH	4/8	W	5-4		PIT
1/5	W	4-2		OTT	4/11	L	2-3	at	BOS
1/6	L	2-5	at	BOS	4/13	W	2-0		BOS
1/9	W	5-1	at	EDM	4/14	L	1-4	at	BUF

MAJOR TRADES

07/27/95 – Brendan Shanahan acquired from STL for Chris Pronger.

10/06/95 – Nelson Emerson acquired from Winnipeg for Darren Turcotte.

12/01/95 – Jeff Reese traded to TB for 1996 9th-round draft pick (Askhat Rakhmatullin).

12/20/95 – Jeff Brown and a 1998 3rd-round draft pick (later traded to CGY in Steve Chiasson trade) acquired from VAN for Jim Dowd, Frantisek Kucera and a 1997 2nd-round draft pick from NJ for Jocelyn Lemieux and a 1998 2nd-round pick (later traded to Dallas-John Erskine).

12/28/95 – Kevin Dineen acquired from PHI for a 1997 7th-round draft pick (which was later re-acquired in the Paul Coffey trade).

FINAL STATISTICS *(Whalers games only)*

	SCORING								
PLAYER	GP	G	A	PTS	PIM	PP	SH	GW	GT
BRENDAN SHANAHAN	74	44	34	78	125	17	2	6	0
GEOFF SANDERSON	81	34	31	65	40	6	0	7	0
ANDREW CASSELS	81	20	43	63	39	6	0	1	2
NELSON EMERSON	81	29	29	58	78	12	2	5	0
ANDREI NIKOLISHIN	61	14	37	51	34	4	1	3	0
ROBERT KRON	77	22	28	50	6	8	1	3	0
JEFF BROWN	48	7	31	38	38	5	0	0	0
PAUL RANHEIM	73	10	20	30	14	0	1	1	0
JEFF O'NEILL	65	8	19	27	40	1	0	1	0
GLEN WESLEY	68	8	16	24	88	6	0	1	0
STEVE RICE	59	10	12	22	47	1	0	2	0
ADAM BURT	78	4	9	13	121	0	0	1	0
GLEN FEATHERSTONE	68	2	10	12	138	0	0	1	0
GERALD DIDUCK	79	1	9	10	88	0	0	0	0
KEVIN DINEEN	20	2	7	9	67	0	0	0	0
SAMI KAPANEN	35	5	4	9	6	0	0	0	0
BRAD McCRIMMON	58	3	6	9	62	0	1	0	0
MARK JANSSENS	81	2	7	9	155	0	0	0	0
FRANTISEK KUCERA	30	2	6	8	10	0	0	1	0
SCOTT DANIELS	53	3	4	7	254	0	0	0	0
KELLY CHASE	55	2	4	6	220	0	0	1	0
SEAN BURKE	66	0	6	6	16	0	0	0	0
STEVE MARTINS	23	1	3	4	8	0	0	0	0
BRIAN GLYNN	54	0	4	4	44	0	0	0	0
KEVIN SMYTH	21	2	1	3	8	1	0	0	0
JOCELYN LEMIEUX	29	1	2	3	31	0	0	0	0
JIMMY CARSON	11	1	0	1	0	0	0	0	0
ALEXANDER GODYNYUK	3	0	0	0	2	0	0	0	0
JASON McBAIN	3	0	0	0	0	0	0	0	0
MAREK MALIK	7	0	0	0	4	0	0	0	0
JASON MUZZATTI	22	0	0	0	33	0	0	0	0
JEFF REESE	7	0	0	0	0	0	0	0	0

	GOALTENDING					
PLAYER	GP	MINS	GA	GAA	SO	W-L-T
JASON MUZZATTI	22	1013	49	2.9	1	4-8-3
SEAN BURKE	66	3669	190	3.11	4	28-28-6
JEFF REESE	7	275	14	3.05	1	2-3-0

SEASON HIGHLIGHTS

- Paul Holmgren is fired as head coach and is replaced by Paul Maurice – November 6, 1995.
- Brendan Shanahan starts in the NHL's 46th All-Star Game and scores a goal. Shanahan led the Whalers in goals (44) and points (78).
- Whalers re-acquire Kevin Dineen from Philadelphia for a 1997 seventh-round draft pick, which was later re-acquired in the Paul Coffey trade.
- The Whalers win the last five games of a six-game road trip—the best six-game road trip in club history.
- Whalers complete season with their best record since the 1989-90 season. The team's home record (22-15-4) is the Whalers' best home ice record since 1986-87.

CLOSING GAME ROSTER *vs. Quebec Nordiques (away 5/3/95)*

1	Sean Burke	G	**11**	Andrei Nikolishin	C	**20**	Glen Wesley	D
4	Frantisek Kucera	D	**13**	Ted Drury	C	**22**	Mark Janssens	C
6	Adam Burt	D	**14**	Kevin Smyth	LW	**24**	Jim Storm	LW
7	Brian Glynn	D	**17**	Scott Daniels	LW	**26**	Jocelyn Lemieux	RW
8	Geoff Sanderson	LW	**18**	Robert Kron	LW	**27**	Kelly Chase	RW

28	Paul Ranheim	RW
35	Jeff Reese	G
36	Glen Featherstone	D
44	Chris Pronger	D
89	Darren Turcotte	C

FINAL NORTHEAST DIVISION STANDINGS

	GP	W	L	T	GF	GA	PTS
QUEBEC	48	30	13	5	185	134	65
PITTSBURGH	48	29	16	3	181	158	61
BOSTON	48	27	18	3	150	127	57
BUFFALO	48	22	19	7	130	119	51
HARTFORD*	48	19	24	5	127	141	43
MONTREAL	48	18	23	7	125	148	43
OTTAWA	48	9	34	5	117	174	23

*Did not make playoffs.

COMPLETE RESULTS *(*Overtime)*

DATE	W/L	SCORE		OPP.	DATE	W/L	SCORE		OPP.
1/21	T	1-1*		WSH	3/14	W	6-4		NYI
1/22	T	2-2*		NJ	3/16	T	2-2*	at	NJ
1/25	W	4-1		OTT	3/20	L	0-5		WSH
1/26	L	2-3	at	PHI	3/22	W	4-3		PHI
1/28	L	1-2		FLA	3/25	W	5-1		NYI
2/1	W	2-1	at	OTT	3/26	W	4-3*	at	WSH
2/4	L	4-5	at	BOS	3/29	T	4-4*	at	FLA
2/5	L	1-3	at	QUE	3/31	L	0-2	at	TB
2/8	L	2-3		QUE	4/4	L	3-6	at	BUF
2/10	L	3-4	at	TB	4/5	W	8-4	at	PIT
2/11	L	3-4	at	FLA	4/8	W	4-2		BUF
2/13	T	2-2*	at	MTL	4/9	L	0-3		TB
2/15	W	4-1		MTL	4/12	W	4-2		OTT
2/16	L	2-5	at	PIT	4/14	W	4-3*		MTL
2/18	W	4-2		PIT	4/16	L	2-3	at	NJ
2/22	W	3-2*		BOS	4/18	W	2-1	at	BUF
2/24	W	2-1	at	NYR	4/20	L	2-3	at	NYR
2/25	L	1-3		BUF	4/21	L	3-6	at	WSH
2/28	W	6-3	at	OTT	4/23	L	2-4		PIT
3/1	L	2-5		NYR	4/24	W	4-3	at	MTL
3/4	W	3-2*		TB	4/26	L	0-1	at	BOS
3/5	L	2-5		BOS	4/28	L	3-4		PHI
3/7	L	1-3	at	NYI	5/3	L	1-4	at	QUE
3/9	W	2-1		QUE					
3/12	L	1-4		FLA					

MAJOR TRADES

08/26/94 – Glen Wesley acquired from BOS for Carolina's first-round draft picks in the 1995 (Kyle McLaren), 1996 (Jonathan Aitken) and 1997 (Sergei Samsonov) NHL Entry Draft.

01/18/95 – Kelly Chase and Brian Glynn selected in NHL Waiver Draft.

03/23/95 – Glen Featherstone, Michael Stewart and a 1995 first-round (Jean-Sebastien Giguere) and 1996 fourth-round (Steve Wasylko) draft pick acquired from the NYR for Pat Verbeek.

FINAL STATISTICS *(Whalers games only)*

SCORING

PLAYER	GP	G	A	PTS	PIM	PP	SH	GW	GT
ANDREW CASSELS	46	7	30	37	18	1	0	1	0
DARREN TURCOTTE	47	17	18	35	22	3	1	3	0
GEOFF SANDERSON	46	18	14	32	24	4	0	4	0
STEVE RICE	40	11	10	21	61	4	0	1	1
PAUL RANHEIM	47	6	14	20	10	0	0	1	0
FRANTISEK KUCERA	48	3	17	20	30	0	0	1	0
JIMMY CARSON	38	9	10	19	29	4	0	3	0
ROBERT KRON	37	10	8	18	10	3	1	1	0
ANDREI NIKOLISHIN	39	8	10	18	10	1	1	0	0
ADAM BURT	46	7	11	18	65	3	0	1	0
PAT VERBEEK	29	7	11	18	53	3	0	0	1
GLEN WESLEY	48	2	14	16	50	1	0	1	0
CHRIS PRONGER	43	5	9	14	54	3	0	1	0
JOCELYN LEMIEUX	41	6	5	11	32	0	0	1	0
TED DRURY	34	3	6	9	21	0	0	0	0
MARK JANSSENS	46	2	5	7	93	0	0	0	0
BRIAN GLYNN	43	1	6	7	32	0	0	0	0
KEVIN SMYTH	16	1	5	6	13	0	0	0	0
IGOR CHIBIREV	8	3	1	4	0	0	0	0	0
KELLY CHASE	28	0	4	4	141	0	0	0	0
GLEN FEATHERSTONE	13	1	1	2	32	0	0	0	0
JIM STORM	6	0	3	3	0	0	0	0	0
SCOTT DANIELS	12	0	2	2	55	0	0	0	0
MAREK MALIK	1	0	1	1	0	0	0	0	0
BRAD McCRIMMON	33	0	1	1	42	0	0	0	0
SEAN BURKE	42	0	1	1	8	0	0	0	0
ROBERT PETROVICKY	2	0	0	0	0	0	0	0	0
JEFF REESE	11	0	0	0	0	0	0	0	0
JIM SANDLAK	13	0	0	0	0	0	0	0	0
ALEXANDER GODYNYUK	14	0	0	0	8	0	0	0	0

GOALTENDING

PLAYER	GP	MINS	GA	GAA	SO	W-L-T
SEAN BURKE	42	2418	108	2.68	0	17-19-4
JEFF REESE	11	477	26	3.27	0	2-5-1

SEASON HIGHLIGHTS

- NHL starts a reduced 48-game schedule after the NHL and NHLPA agree upon a new collective bargaining agreement 10 days earlier – January 21, 1995.
- After Whalers' captain Pat Verbeek is traded to the Rangers, the Whalers name Adam Burt, Andrew Cassels and Glen Wesley as alternate captains – March 23, 1995.
- Whalers complete season with an increase in average attendance for the first time since 1987-88 (12.8%).
- Whalers finish season with the NHL's best overtime record (4-0-5) for the second straight season.

1993-94 IN REVIEW

CLOSING GAME ROSTER *vs. Boston Bruins (away 4/1/94)*

1	Sean Burke	G	**17**	Ted Drury	C	**23**	Jocelyn Lemieux	LW	**33**	Ted Crowley	D
4	Frank Kucera	D	**18**	Robert Kron	LW	**24**	Jim Storm	LW	**35**	Jeff Reese	G
8	Geoff Sanderson	LW	**20**	Kevin Smyth	LW	**25**	Bob McGill	D	**39**	Robert Petrovicky	LW
10	Brad McCrimmon	D	**21**	Andrew Cassels	C	**26**	Brian Propp	LW	**44**	Chris Pronger	D
16	Pat Verbeek	RW	**22**	Mark Janssens	C	**29**	Marc Potvin	RW	**45**	John Stevens	D

FINAL NORTHEAST DIVISION STANDINGS

	GP	W	L	T	GF	GA	PTS
PITTSBURGH	84	44	27	13	299	285	101
BOSTON	84	42	29	13	289	252	97
MONTREAL	84	41	29	14	283	248	96
BUFFALO	84	43	32	9	282	218	95
QUEBEC	84	34	42	8	277	292	76
HARTFORD*	84	27	48	9	227	288	63
OTTAWA	84	14	61	9	201	397	37

*Did not make playoffs.

COMPLETE RESULTS *(*Overtime)*

DATE	W/L	SCORE		OPP.	DATE	W/L	SCORE		OPP.
10/6	L	3-4	at	MTL	1/12	L	4-6	at	LA
10/9	L	2-5		PHI	1/14	L	3-6	at	ANA
10/10	W	3-2	at	BUF	1/15	L	2-8	at	SJ
10/13	W	4-3		MTL	1/17	L	3-5	at	BOS
10/14	W	6-2	at	CHI	1/19	T	3-3*		TOR
10/16	L	3-5	at	PIT	1/24	L	1-2		BOS
10/19	L	2-7	at	TOR	1/26	L	0-3		MTL
10/20	L	2-5		QUE	1/27	T	1-1*	at	OTT
10/23	T	3-3*		BUF	1/29	L	2-3		QUE
10/27	L	1-5	at	DAL	2/1	W	2-1	at	QUE
10/28	L	1-2	at	STL	2/2	L	2-9	at	MTL
10/30	L	1-4		NYR	2/4	T	2-2*	at	WIN
11/1	L	2-4		STL	2/6	W	4-2	at	VAN
11/3	L	3-6		CGY	2/11	L	1-4	at	CGY
11/6	L	3-5	at	NYI	2/12	W	5-2	at	EDM
11/10	W	4-3*		OTT	2/16	L	3-5		BUF
11/13	T	4-4*		EDM	2/17	L	4-6	at	PIT
11/17	L	2-4		BOS	2/19	W	4-2		NYR
11/18	L	3-6	at	PHI	2/24	L	0-3	at	DET
11/20	L	2-3		SJ	2/26	T	1-1*		NJ
11/23	W	2-1*	at	FLA	2/27	L	1-3		WSH
11/24	L	1-4	at	TB	3/2	L	1-4		LA
11/27	W	4-0		FLA	3/4	W	2-1	at	FLA
11/29	W	4-2	at	OTT	3/5	L	2-4	at	TB
12/1	W	5-3		DET	3/9	W	4-1		TB
12/4	L	6-7*		PIT	3/10	L	0-4	at	NJ
12/7	W	6-1	at	WSH	3/12	T	2-2*		DAL
12/8	L	1-4		VAN	3/13	L	2-3		PIT
12/11	L	0-3		BUF	3/16	L	0-4	at	NYR
12/12	T	2-2*	at	BOS	3/17	L	1-4	at	QUE
12/15	L	2-5	at	NYR	3/19	W	5-3	at	PHI
12/18	W	4-1		WSH	3/22	L	1-4	at	WSH
12/22	W	6-3		NJ	3/25	L	3-6	at	BUF
12/23	W	2-1	at	OTT	3/26	L	2-3		ANA
12/26	W	3-2*		OTT	3/29	L	2-6	at	DET
12/28	L	2-4	at	NJ	3/30	W	3-2*		CHI
12/29	L	3-5		FLA	4/2	L	5-6		PHI
1/1	W	4-3	at	NYI	4/6	T	3-3*		NYI
1/2	W	7-2		PIT	4/7	L	2-5	at	QUE
1/5	W	4-0		WIN	4/10	W	6-4		TB
1/6	L	1-2		STL	4/11	L	1-3		MTL
1/8	W	6-0		NYI	4/14	W	3-2	at	BOS

MAJOR TRADES

11/02/93 – Bryan Marchment and Steve Larmer acquired from CHI for Patrick Poulin and Eric Weinrich.

11/02/93 – Darren Turcotte and James Patrick acquired from NYR for Nick Kypreos, Barry Richter, Steve Larmer and a 1994 sixth-round draft pick (Yuri Litinev).

12/16/93 – Alexander Godynyuk acquired from FLA for Jim McKenzie.

03/10/94 – Gary Suter, Ted Drury and Paul Ranheim acquired from CGY for Zarley Zalapski, James Patrick and Michael Nylander.

05/11/94 – Frantisek Kucera and Jocelyn Lemieux acquired from CHI for Gary Suter, Randy Cunneyworth and a 1995 third-round pick (later traded to VAN for Larry Courville).

FINAL STATISTICS *(Whalers games only)*

	SCORING								
PLAYER	GP	G	A	PTS	PIM	PP	SH	GW	GT
PAT VERBEEK	84	37	38	75	177	15	1	3	1
GEOFF SANDERSON	82	41	26	67	42	15	1	6	2
ANDREW CASSELS	79	16	42	58	37	8	1	3	0
ROBERT KRON	77	24	26	50	8	2	1	3	0
MICHAEL NYLANDER	58	11	33	44	24	4	0	1	2
ZARLEY ZALAPSKI	56	7	30	37	56	0	0	0	0
CHRIS PRONGER	81	5	25	30	113	2	0	0	0
BRIAN PROPP	65	12	17	29	44	3	1	2	0
JAMES PATRICK	47	8	20	28	32	4	1	2	1
ADAM BURT	63	1	17	18	75	0	0	0	0
RANDY CUNNEYWORTH	63	9	8	17	87	0	1	1	0
JIM STORM	68	6	10	16	27	1	0	0	0
IGOR CHIBIREV	37	4	11	15	2	0	0	1	0
DARREN TURCOTTE	19	2	11	13	4	0	0	0	0
ALEXANDER GODYNYUK	43	3	9	12	40	0	0	1	0
MARK JANSSENS	84	2	10	12	137	0	0	0	0
ROBERT PETROVICKY	33	6	5	11	39	1	0	0	0
BRYAN MARCHMENT	42	3	7	10	124	0	1	1	0
MARK GREIG	31	4	5	9	31	0	0	0	0
JIM SANDLAK	27	6	2	8	32	2	0	1	0
JOCELYN LEMIEUX	16	6	1	7	19	0	0	2	0
TED DRURY	16	1	5	6	10	0	0	0	0
BRAD McCRIMMON	65	1	5	6	72	0	0	0	0
KEVIN SMYTH	21	3	2	5	10	0	0	0	0
MARC POTVIN	51	2	3	5	246	0	0	0	0
FRANTISEK KUCERA	16	1	3	4	14	1	0	0	0
PAUL RANHEIM	15	0	3	3	2	0	0	0	0
TED CROWLEY	21	1	2	3	10	1	0	0	0
PATRICK POULIN	9	2	1	3	11	1	0	0	0
JOHN STEVENS	9	0	3	3	4	0	0	0	0
BOB McGILL	30	0	3	3	41	0	0	0	0
JIM McKENZIE	26	1	2	3	67	0	0	0	0
ERIC WEINRICH	8	1	1	2	2	1	0	0	0
TODD HARKINS	28	1	0	1	49	0	0	0	0
JEFF REESE	19	0	1	1	0	0	0	0	0
DAN KECZMER	12	0	1	1	12	0	0	0	0
MIKE TOMLAK	1	0	0	0	0	0	0	0	0
MIKE LENARDUZZI	1	0	0	0	0	0	0	0	0
YVON CORRIVEAU	3	0	0	0	0	0	0	0	0
MARIO GOSSELIN	7	0	0	0	0	0	0	0	0
ALLEN PEDERSEN	7	0	0	0	9	0	0	0	0
FRANK PIETRANGELO	19	0	0	0	2	0	0	0	0
SEAN BURKE	47	0	0	0	16	0	0	0	0
DOUG HOUDA	7	0	0	0	23	0	0	0	0
NICK KYPREOS	10	0	0	0	37	0	0	0	0

	GOALTENDING					
PLAYER	GP	MINS	GA	GAA	SO	W-L-T
MIKE LENARDUZZI	1	21	1	2.86	0	0-0-0
SEAN BURKE	47	2750	137	2.99	2	17-24-5
JEFF REESE	19	1057	56	3.18	1	5-9-3
FRANK PIETRANGELO	19	984	59	3.60	0	5-11-1
MARIO GOSSELIN	7	239	21	5.27	0	0-4-0

SEASON HIGHLIGHTS

- Geoff Sanderson has his second straight 40-goal season, leading the Whalers with 41.
- Andrew Cassels is the Whalers' top playmaker for the second straight season with 42 assists.
- Paul Holmgren steps down as head coach to concentrate on his duties as general manager. He is replaced by Pierre McGuire on November 16.
- Eleven Whalers finish the season with other NHL clubs as the team makes major trades with Chicago, Florida, Calgary and the NY Rangers.
- On the day the Whalers host the 1994 Entry Draft, the club is sold to Peter Karmanos Jr., Thomas Thewes and Jim Rutherford. Holmgren is named head coach and Rutherford becomes club president and general manager.

CLOSING GAME ROSTER *vs. Philadelphia Flyers (home 4/16/93)*

3	Zarley Zalapski	D	**11**	Yvon Corriveau	RW	**23**	Paul Gillis	C	**30**	Mike Lenarduzzi	G
4	Eric Weinrich	D	**12**	Barry Nieckar	LW	**24**	Patrick Poulin	LW	**36**	Michael Nylander	C
6	Adam Burt	D	**16**	Pat Verbeek	RW	**25**	Terry Yake	C	**38**	Robert Kron	RW
7	Randy Cunneyworth	LW	**21**	Andrew Cassels	C	**27**	Doug Houda	D	**40**	Frank Pietrangelo	G
8	Geoff Sanderson	LW	**22**	Mark Janssens	C	**29**	Randy Ladouceur	D	**41**	Al Pedersen	D

FINAL ADAMS DIVISION STANDINGS

	GP	W	L	T	GF	GA	PTS
BOSTON	84	51	26	7	332	268	109
QUEBEC	84	47	27	10	351	300	104
MONTREAL	84	48	30	6	326	280	102
BUFFALO	84	38	36	10	335	297	86
HARTFORD*	84	26	52	6	284	369	58
OTTAWA	84	10	70	4	202	395	24

*Did not make playoffs.

COMPLETE RESULTS *(*Overtime)*

DATE	W/L	SCORE		OPP.	DATE	W/L	SCORE		OPP.
10/6	L	1-5		MTL	1/13	L	3-7	at	MTL
10/8	L	2-3*	at	BOS	1/15	L	1-3	at	EDM
10/10	L	2-5		BUF	1/16	L	3-8	at	VAN
10/12	L	2-6	at	NYR	1/18	L	7-8		WIN
10/14	W	4-1		OTT	1/21	W	4-2		SJ
10/17	L	3-7		PIT	1/23	L	2-6		CHI
10/20	W	5-4	at	NJ	1/24	L	4-5*	at	PHI
10/22	W	5-1	at	OTT	1/27	W	6-5	at	MTL
10/24	L	2-4	at	NYI	1/28	L	2-5	at	OTT
10/28	L	3-4*		NJ	1/30	L	3-6		WIN
10/31	L	1-7		LA	2/3	L	2-3	at	BUF
11/3	T	3-3*		QUE	2/8	L	1-3		STL
11/6	L	2-5	at	DET	2/12	W	6-2	at	WIN
11/7	L	2-6		WSH	2/13	L	3-4*	at	CGY
11/11	L	3-4		CGY	2/17	L	3-5		BUF
11/13	L	2-8	at	BUF	2/20	W	7-3		EDM
11/14	L	0-2		DET	2/21	L	3-4		PIT
11/18	W	5-2		STL	2/24	L	2-5		PHI
11/19	W	4-2	at	OTT	2/27	W	5-3	at	QUE
11/21	L	2-8	at	QUE	2/28	L	6-7*		NYI
11/25	L	1-6		MTL	3/3	L	4-7		NJ
11/27	L	4-5*	at	BOS	3/5	W	4-2	at	BUF
11/28	W	4-3*		BOS	3/6	W	5-1		VAN
12/1	L	4-8	at	STL	3/8	W	4-2	at	QUE
12/3	W	7-5	at	SJ	3/10	L	3-5	at	TOR
12/5	L	3-7	at	LA	3/13	T	3-3*		BUF
12/9	W	6-2		OTT	3/16	W	4-3*	at	TB
12/11	L	3-9	at	BUF	3/19	L	2-5	at	WSH
12/12	T	1-1		BUF	3/22	L	4-5	at	BOS
12/16	W	6-3		WSH	3/24	L	5-6*		MTL
12/18	L	3-4	at	WSH	3/27	W	2-1	at	MIN
12/19	T	4-4*		NYR	3/28	L	0-3	at	CHI
12/21	W	5-2	at	MTL	3/30	L	1-3		BOS
12/23	W	3-1		TB	4/1	L	2-10	at	PIT
12/26	L	4-9		BOS	4/3	W	7-3		OTT
12/27	L	2-6	at	NJ	4/5	W	5-4	at	NYR
12/31	L	2-6		QUE	4/7	W	6-1	at	OTT
1/2	L	2-3*	at	BOS	4/10	L	3-6	at	QUE
1/3	T	6-6*		MIN	4/11	L	2-4		TOR
1/6	L	1-3		BUF	4/13	T	3-3*	at	NYI
1/9	W	4-2		QUE	4/14	W	5-4*		NYI
1/10	L	5-7		MTL	4/16	L	4-5*		PHI

MAJOR TRADES

06/15/92 – Obtained Nick Kypreos from WSH for Mark Hunter and Yvon Corriveau.

08/28/92 – Obtained Sean Burke and Eric Weinrich from NJ for Bobby Holik, a 2nd-round 1993 draft pick (Jay Pandolfo) and future considerations.

09/03/92 – Obtained Mark Janssens from MIN for James Black.

11/24/92 – Traded John Cullen to TOR for a 1993 2nd-round pick (later traded to SJ in Chris Pronger trade).

03/22/93 – Obtained Robert Kron, 1993 3rd-round pick (Marek Malik) and future considerations from VAN for Murray Craven and the 1993 5th-round pick from VAN in the Corrie D'Alessio trade.

05/17/93 – Obtained Jim Sandlak from VAN to complete the 03/22 trade.

FINAL STATISTICS *(Whalers games only)*

	SCORING								
PLAYER	GP	G	A	PTS	PIM	PP	SH	GW	GT
GEOFF SANDERSON	82	46	43	89	28	21	2	4	0
ANDREW CASSELS	84	21	65	86	62	8	3	1	0
PAT VERBEEK	84	39	43	82	197	16	0	6	2
ZARLEY ZALAPSKI	83	14	51	65	94	8	1	0	0
TERRY YAKE	66	22	31	53	46	4	1	2	0
PATRICK POULIN	81	20	31	51	37	4	0	2	0
ERIC WEINRICH	79	7	29	36	76	0	2	2	0
MICHAEL NYLANDER	59	11	22	33	36	3	0	1	0
MARK JANSSENS	76	12	17	29	237	0	0	1	0
NICK KYPREOS	75	17	10	27	325	0	0	2	1
ADAM BURT	65	6	14	20	116	0	0	0	0
YVON CORRIVEAU	37	5	5	10	14	1	0	1	0
RANDY CUNNEYWORTH	39	5	4	9	63	0	0	1	0
ROBERT PETROVICKY	42	3	6	9	45	0	0	0	0
JIM McKENZIE	64	3	6	9	202	0	0	0	0
DAN KECZMER	23	4	4	8	28	2	0	1	0
DOUG HOUDA	60	2	6	8	167	0	0	0	0
MARK GREIG	22	1	7	8	27	0	0	0	0
JOE DAY	24	1	7	8	47	0	0	0	0
RANDY LADOUCEUR	62	2	4	6	109	0	0	0	0
TIM KERR	22	0	6	6	7	0	0	0	0
ROBERT KRON	13	4	2	6	4	2	0	0	0
JAMIE LEACH	19	3	2	5	2	0	0	0	0
ALLEN PEDERSEN	59	1	4	5	60	0	0	0	0
PAUL GILLIS	21	1	1	2	40	0	0	0	0
SEAN BURKE	50	0	2	2	25	0	0	0	0
CHRIS GOVEDARIS	7	1	0	1	0	0	0	0	0
MARIO GOSSELIN	16	0	1	1	0	0	0	0	0
CORRIE D'ALESSIO	1	0	0	0	0	0	0	0	0
SCOTT DANIELS	1	0	0	0	19	0	0	0	0
BARRY NIECKAR	2	0	0	0	2	0	0	0	0
MIKE LENARDUZZI	3	0	0	0	0	0	0	0	0
JIM AGNEW	16	0	0	0	68	0	0	0	0
FRANK PIETRANGELO	30	0	0	0	4	0	0	0	0

	GOALTENDING					
PLAYER	GP	MINS	GA	GAA	SO	W-L-T
CORRIE D'ALESSIO	1	11	0	0.00	0	0-0-0
MIKE LENARDUZZI	3	168	9	3.21	0	1-1-1
MARIO GOSSELIN	16	867	57	3.94	0	5-9-1
SEAN BURKE	50	2656	184	4.16	0	16-27-3
FRANK PIETRANGELO	30	1373	111	4.85	0	4-15-1

SEASON HIGHLIGHTS

• Geoff Sanderson represents the Whalers in the NHL All-Star Skills Competition, and he is chosen as Hartford's MVP by his teammates. Sanderson leads the team with 46 goals and 89 points, including a club record 21 power play goals.

• Andrew Cassels leads the Whalers in assists with 65 in his first full season in Hartford.

• Brian Burke joins the Whalers as general manager.

• Nick Kypreos ties a club record with 42 penalty minutes on December 11 at Buffalo en route to winning the Favorite Whaler and Heavy Hitter awards.

• Captain Pat Verbeek registers his first two hat tricks as a Whaler against Edmonton 2/20 and the New York Islanders 2/28.

1991-92 IN REVIEW

CLOSING GAME ROSTER *vs. Philadelphia Flyers (away 4/15/92)*

3	Zarley Zalapski	D	**11**	John Cullen	C	**24**	Bobby Holik	RW
5	Steve Konroyd	D	**12**	Murray Craven	LW	**25**	Mark Bergevin	D
6	Adam Burt	D	**16**	Pat Verbeek	LW	**26**	Mark Hunter	RW
7	Randy Cunneyworth	LW	**20**	Yvon Corriveau	LW	**29**	Randy Ladouceur	D
8	Geoff Sanderson	LW	**21**	Andrew Cassels	C	**34**	Mikael Anderson	C
35	Kay Whitmore	G						
36	Daniel Shank	RW						
37	Patrick Poulin	LW						
40	Frank Pietrangelo	G						
46	Todd Richards	D						

FINAL ADAMS DIVISION STANDINGS

	GP	W	L	T	GF	GA	PTS
MONTREAL	80	41	28	11	267	207	93
BOSTON	80	36	32	12	270	275	84
BUFFALO	80	31	37	12	289	299	74
HARTFORD*	80	26	41	13	247	283	65
QUEBEC	80	20	48	12	255	318	52

*Lost to Montreal in Adams Division Semi-Finals, 4-3.

COMPLETE RESULTS *(*Overtime)*

DATE	W/L	SCORE		OPP.	DATE	W/L	SCORE		OPP.
10/5	L	2-4	at	QUE	1/15	L	3-4		BOS
10/8	T	2-2*		MTL	1/16	L	3-4*	at	BOS
10/12	W	5-2		NYR	1/21	T	3-3*		WIN
10/14	W	4-3	at	MTL	1/25	T	4-4*		BOS
10/16	W	3-2	at	WIN	1/26	L	1-3	at	MTL
10/19	W	4-1		BUF	1/28	L	3-4		MIN
10/23	W	3-0		SJ	1/31	L	1-4	at	EDM
10/26	L	2-4		CHI	2/1	T	4-4*	at	VAN
10/27	L	1-5	at	BUF	2/4	L	5-6	at	SJ
10/30	T	4-4*		LA	2/6	T	5-5*	at	LA
11/1	L	5-8	at	DET	2/9	T	4-4*		MIN
11/2	W	6-5	at	PIT	2/11	W	5-1		BUF
11/6	L	2-3		CGY	2/13	L	1-3		EDM
11/9	W	4-3	at	STL	2/15	L	1-4	at	NJ
11/10	L	0-3		CHI	2/16	L	4-5	at	BUF
11/12	W	5-4		QUE	2/19	T	2-2*		MTL
11/14	T	2-2*		MTL	2/22	W	4-0		QUE
11/16	L	4-5*		BOS	2/23	L	0-4		DET
11/17	W	3-1	at	TOR	2/25	L	2-5		STL
11/22	L	2-8	at	NJ	2/27	W	8-4	at	PIT
11/23	L	2-3		WSH	2/29	W	5-4*	at	MIN
11/25	L	2-5	at	QUE	3/1	L	4-9	at	NYR
11/27	W	7-3	at	PHI	3/3	W	4-0		BOS
11/30	W	3-2		MTL	3/5	L	4-10		QUE
12/1	L	4-5		BOS	3/7	L	1-5		VAN
12/4	L	0-3		TOR	3/9	L	0-2	at	QUE
12/7	T	6-6*		BUF	3/11	W	4-0		LA
12/13	W	8-4	at	BUF	3/13	W	1-0	at	WIN
12/14	L	2-6		NYR	3/14	L	1-3	at	EDM
12/17	L	2-4		NYI	3/16	W	4-3	at	CGY
12/19	L	1-4		NJ	3/18	L	2-3	at	VAN
12/21	L	2-3*	at	MTL	3/21	L	4-5		SJ
12/23	W	4-3		BUF	3/22	T	2-2*		PIT
12/26	L	2-3	at	BOS	3/24	W	8-2	at	WSH
12/28	L	1-4	at	QUE	3/26	L	2-7	at	STL
12/29	W	6-4		NYI	3/28	L	1-3		CHI
1/2	W	4-1		QUE	3/29	T	2-2*	at	BUF
1/4	T	2-2*		WSH	4/12	W	4-2		PHI
1/9	L	1-2	at	NYI	4/13	L	3-6	at	BOS
1/11	L	2-3	at	MTL	4/15	W	4-3*	at	PHI

MAJOR TRADES

09/17/91 – Andrew Cassels is acquired from MTL for a 1992 second-round draft pick (Valeri Bure).

11/13/91 – Murray Craven and a 1992 fourth-round draft pick (Kevin Smyth) acquired from PHI for Kevin Dineen.

01/24/92 – Steve Konroyd is acquired from CHI for Rob Brown.

03/10/92 – Frank Pietrangelo is acquired from PIT for 1994 third- and seventh-round picks (Sven Butenschon and Serge Habin).

07/08/92 – Tim Kerr is acquired from NYR for a 1993 seventh-round draft pick (Sergei Kondrashkin).

FINAL STATISTICS *(Whalers games only)*

	SCORING								
PLAYER	GP	G	A	PTS	PIM	PP	SH	GW	GT
JOHN CULLEN	77	26	51	77	141	10	0	4	0
PAT VERBEEK	76	22	35	57	243	10	0	3	0
ZARLEY ZALAPSKI	79	20	37	57	116	4	0	3	1
MURRAY CRAVEN	61	24	30	54	38	8	4	1	1
MIKAEL ANDERSSON	74	18	29	47	14	1	3	1	0
BOBBY HOLIK	76	21	24	45	44	1	0	2	1
ANDREW CASSELS	67	11	30	41	18	2	2	3	0
GEOFF SANDERSON	64	13	18	31	18	2	0	1	0
ROB BROWN	42	16	15	31	39	13	0	2	2
BRAD SHAW	62	3	22	25	44	0	0	0	0
ADAM BURT	66	9	15	24	93	4	0	1	0
MARC BERGEVIN	75	7	17	24	64	4	1	1	0
MARK HUNTER	63	10	13	23	159	5	0	0	0
YVON CORRIVEAU	38	12	8	20	36	3	0	0	0
RANDY CUNNEYWORTH	39	7	10	17	71	0	0	1	0
STEVE KONROYD	33	2	10	12	32	1	0	0	0
JAMES BLACK	30	4	6	10	14	1	0	1	0
RANDY LADOUCEUR	74	1	9	10	127	0	0	0	0
DOUG HOUDA	56	3	6	9	125	1	0	1	0
MICHEL PICARD	25	3	5	8	6	1	0	0	0
JIM McKENZIE	67	5	1	6	87	0	0	0	1
KEVIN DINEEN	16	4	2	6	23	1	0	1	0
MARK GREIG	17	0	5	5	6	0	0	0	0
ED KASTELIC	25	1	3	4	61	0	0	0	0
JOHN STEVENS	21	0	4	4	19	0	0	0	0
BARRY PEDERSON	5	2	2	4	0	1	0	0	0
PAUL CYR	17	0	3	3	19	0	0	0	0
JOE DAY	24	0	3	3	10	0	0	0	0
DANIEL SHANK	13	2	0	2	18	0	0	0	0
TERRY YAKE	15	1	1	2	4	0	0	0	0
PAUL GILLIS	12	0	2	2	48	0	0	0	0
PETER SIDORKIEWICZ	35	0	1	1	2	0	0	0	0
KAY WHITMORE	45	0	1	1	16	0	0	0	0
JERGUS BACA	1	0	0	0	0	0	0	0	0
DAN KECZMER	1	0	0	0	0	0	0	0	0
PATRICK POULIN	1	0	0	0	2	0	0	0	0
MIKE TOMLAK	6	0	0	0	0	0	0	0	0
TODD RICHARDS	6	0	0	0	2	0	0	0	0
FRANK PIETRANGELO	5	0	0	0	0	0	0	0	0
LEE NORWOOD	6	0	0	0	16	0	0	0	0
CHRIS TANCILL	10	0	0	0	2	0	0	0	0

	GOALTENDING					
PLAYER	GP	MINS	GA	GAA	SO	W-L-T
KAY WHITMORE	45	2567	155	3.62	3	14-21-6
PETER SIDORKIEWICZ	35	1995	111	3.34	2	9-19-6
FRANK PIETRANGELO	5	306	12	2.35	0	3-1-1

SEASON HIGHLIGHTS

- Rick Ley is replaced as coach of the club by Jim Roberts – June 7, 1991.
- Jim Roberts becomes the seventh head coach in the 12-year history of the Hartford Whalers – June 7, 1991.
- Jay Leach is named head coach of the Springfield Indians, replacing Roberts – August 7, 1991.
- John Cullen is chosen by his teammates as the team's MVP, and is selected to represent the Whalers in the NHL All-Star Game.

CLOSING GAME ROSTER *vs. Boston Bruins (away 4/13/91)*

3	Zarley Zalapski	D	**17**	Todd Krygier	LW	**27**	Doug Houda	D
4	Rob Brown	RW	**18**	Paul Cyr	LW	**28**	Mike Tomlak	C
11	Kevin Dineen	RW	**20**	Yvon Corriveau	LW	**29**	Randy Ladouceur	D
12	Dean Evason	C	**21**	Sylvain Cote	D	**30**	Peter Sidorkiewicz	G
15	John Cullen	C	**24**	Bobby Holik	RW	**32**	Brad Shaw	D
16	Pat Verbeek	RW	**26**	Mark Hunter	RW	**33**	Jim McKenzie	LW
						35	Kay Whitmore	G
						38	Terry Yake	C
						46	Todd Richards	D

FINAL ADAMS DIVISION STANDINGS

	GP	W	L	T	GF	GA	PTS
BOSTON	80	44	24	12	299	264	100
MONTREAL	80	39	30	11	273	249	89
BUFFALO	80	31	30	19	292	278	81
HARTFORD*	80	31	38	11	238	276	73
QUEBEC	80	16	50	14	236	354	46

*Lost to Boston in Adams Division Semifinals 4-2.

COMPLETE RESULTS *(*Overtime)*

DATE	W/L	SCORE		OPP.	DATE	W/L	SCORE		OPP.
10/4	T	3-3*		QUE	1/2	W	5-2	at	VAN
10/6	W	5-4		NYR	1/5	W	4-3		WIN
10/8	L	3-5	at	MTL	1/8	L	3-4*	at	LA
10/10	W	4-3		BUF	1/10	W	5-4	at	VAN
10/12	L	2-4	at	DET	1/12	T	2-2*	at	TOR
10/13	W	5-2		MTL	1/13	L	3-4	at	NYR
10/16	T	1-1*	at	QUE	1/16	W	4-3		LA
10/17	W	3-1	at	TOR	1/23	W	5-4		CGY
10/19	L	2-5	at	LA	1/24	L	0-3	at	BOS
10/24	L	0-3	at	MIN	1/26	W	5-3		PHI
10/27	L	2-4		VAN	1/29	L	1-8		NYI
10/28	L	0-5	at	BUF	1/31	L	3-4*	at	STL
10/31	L	2-4		MTL	2/2	W	2-0	at	PHI
11/3	L	1-4		STL	2/3	T	1-1*	at	NYI
11/6	T	1-1*		CHI	2/6	W	5-1		EDM
11/9	L	4-5	at	WIN	2/9	L	2-5		CGY
11/10	W	3-2	at	MIN	2/10	W	3-1		CHI
11/14	W	3-1		BOS	2/13	W	6-2		DET
11/15	W	4-2	at	NJ	2/15	L	3-5	at	NYR
11/17	W	4-2		WSH	2/16	W	2-1	at	MTL
11/21	T	4-4*		QUE	2/20	W	5-3		MTL
11/23	W	4-3	at	BOS	2/23	L	4-5		BUF
11/24	L	3-4		BOS	2/24	T	5-5*	at	BUF
11/28	L	3-4		QUE	2/26	L	4-5	at	WIN
11/29	W	6-4	at	PIT	2/28	L	3-6	at	CHI
12/1	L	2-4		EDM	3/2	T	3-3*	at	QUE
12/3	W	4-2	at	MTL	3/3	T	4-4*		TOR
12/5	L	3-4		MTL	3/5	L	1-4		STL
12/7	W	4-3*	at	BUF	3/9	L	2-5		PIT
12/8	W	3-1		PIT	3/10	L	1-2		QUE
12/12	L	1-5		BOS	3/12	W	3-2	at	WSH
12/13	L	2-8	at	BOS	3/14	W	4-2		DET
12/15	W	3-2	at	WSH	3/16	W	6-2		NJ
12/18	L	3-4*		BUF	3/17	L	1-6	at	BUF
12/20	L	2-4	at	NYI	3/19	T	1-1*		BOS
12/22	W	1-0		PHI	3/23	L	3-7	at	QUE
12/23	L	2-5		MIN	3/25	L	2-3*	at	MTL
12/26	W	4-1	at	QUE	3/27	L	3-4*	at	NJ
12/29	L	2-8	at	CGY	3/30	T	5-5*		BUF
12/30	L	3-4	at	EDM	3/31	L	3-7	at	BOS

MAJOR TRADES

12/02/90 – Rob Brown is acquired from PIT for Scott Young.

02/20/91 – Doug Houda is acquired from DET for Doug Crossman.

03/04/91 – John Cullen, Zarley Zalapski and Jeff Parker are acquired from PIT for Ron Francis, Ulf Samuelsson and Grant Jennings.

FINAL STATISTICS *(Whalers games only)*

	SCORING								
PLAYER	GP	G	A	PTS	PIM	PP	SH	GW	GT
PAT VERBEEK	80	43	39	82	246	15	0	5	1
RON FRANCIS	67	21	55	76	51	10	1	6	0
KEVIN DINEEN	61	17	30	47	104	4	0	2	0
BOBBY HOLIK	78	21	22	43	113	8	0	3	0
ROB BROWN	44	18	24	42	101	10	0	2	0
RAY FERRARO	61	19	16	35	52	5	0	1	1
BRAD SHAW	72	4	28	32	29	2	0	1	0
TODD KRYGIER	72	13	17	30	95	3	0	2	3
DEAN EVASON	75	6	23	29	170	1	0	0	0
PAUL CYR	70	12	13	25	107	0	1	2	0
DOUG CROSSMAN	41	4	19	23	19	2	0	0	0
CAREY WILSON	45	8	15	23	16	4	0	1	0
ULF SAMUELSSON	62	3	18	21	174	0	0	0	0
SYLVAIN COTE	73	7	12	19	17	1	0	0	0
JOHN CULLEN	13	8	8	16	18	4	0	1	0
MIKE TOMLAK	64	8	8	16	55	0	1	0	0
SCOTT YOUNG	34	6	9	15	8	3	1	2	0
RANDY CUNNEYWORTH	32	9	5	14	49	0	0	1	0
MIKAEL ANDERSSON	41	4	7	11	8	0	0	0	0
ADAM BURT	42	2	7	9	63	1	0	1	0
MARK HUNTER	11	4	3	7	40	1	0	0	0
JIM McKENZIE	41	4	3	7	108	0	0	0	0
DAVE BABYCH	8	0	6	6	4	0	0	0	0
ZARLEY ZALAPSKI	11	3	3	6	6	3	0	0	0
GRANT JENNINGS	44	1	4	5	82	0	0	0	0
TERRY YAKE	19	1	4	5	10	0	0	1	0
RANDY LADOUCEUR	67	1	3	4	118	0	0	0	0
CHRIS GOVEDARIS	14	1	3	4	4	0	0	1	0
ED KASTELIC	45	2	2	4	211	0	0	0	0
TODD RICHARDS	2	0	4	4	2	0	0	0	0
PETER SIDORKIEWICZ	52	0	4	4	6	0	0	0	0
DOUG HOUDA	19	1	2	3	41	0	0	0	1
YVON CORRIVEAU	23	1	1	2	18	0	0	0	0
CHRIS TANCILL	9	1	1	2	4	0	1	0	0
JERGUS BACA	9	0	2	2	14	0	0	0	0
GEOFF SANDERSON	2	1	0	1	0	0	0	0	0
JOHN STEVENS	14	0	1	1	11	0	0	0	0
MICHEL PICARD	5	1	0	1	2	0	0	0	0
KAY WHITMORE	18	0	1	1	4	0	0	0	0
BRIAN CHAPMAN	3	0	0	0	29	0	0	0	0
MARC BERGEVIN	4	0	0	0	4	0	0	0	0
MARK GREIG	4	0	0	0	0	0	0	0	0
JAMES BLACK	1	0	0	0	0	0	0	0	0
JEFF PARKER	4	0	0	0	2	0	0	0	0
ROSS McKAY	1	0	0	0	0	0	0	0	0
DARYL REAUGH	20	0	0	0	4	0	0	0	0

	GOALTENDING					
PLAYER	GP	MINS	GA	GAA	SO	W-L-T
PETER SIDORKIEWICZ	52	2953	164	3.33	1	21-22-7
DARYL REAUGH	20	1010	53	3.15	1	7-7-1
KAY WHITMORE	18	850	52	3.67	0	3-9-3
ROSS MCKAY	1	35	3	5.14	0	0-0-0

SEASON HIGHLIGHTS

- Pat Verbeek is chosen by his teammates as team MVP, and he is the Whalers' representative in the NHL All-Star Game.
- John Cullen finishes fifth in the NHL scoring race with 110 points, the highest point total ever recorded by a Whaler in the team's WHA and NHL history.
- Kevin Dineen is selected as the NHL Budweiser Man-of-the-Year.

1989-90 IN REVIEW

CLOSING GAME ROSTER *vs. Boston Bruins (home 4/17/90)*

5	Ulf Samuelsson	D	**12**	Dean Evason	C	**21**	Sylvain Cote	D
7	Randy Cunneyworth	LW	**14**	Chris Govedaris	RW	**25**	Grant Jennings	D
8	Jody Hull	RW	**15**	Dave Tippett	LW	**26**	Ray Ferraro	C
10	Ron Francis	C	**16**	Pat Verbeek	RW	**27**	Scott Young	RW
11	Kevin Dineen	RW	**17**	Todd Krygier	LW	**28**	Mike Tomlak	C
						29	Randy Ladouceur	D
						30	Peter Sidorkiewicz	G
						32	Brad Shaw	D
						35	Kay Whitmore	G
						44	Dave Babych	D

FINAL ADAMS DIVISION STANDINGS

	GP	W	L	T	GF	GA	PTS
BOSTON	80	46	25	9	289	232	101
BUFFALO	80	45	27	8	286	248	98
MONTREAL	80	41	28	11	288	234	93
HARTFORD*	80	38	33	9	275	268	85
QUEBEC	80	12	61	7	240	407	31

*Lost to Boston in Adams Division Semifinals 4-3.

COMPLETE RESULTS *(*Overtime)*

DATE	W/L	SCORE		OPP.	DATE	W/L	SCORE		OPP.
10/5	L	1-4		MTL	1/5	L	4-6	at	CGY
10/7	L	4-6		MIN	1/6	T	4-4*	at	EDM
10/8	W	9-6	at	QUE	1/10	W	3-1	at	VAN
10/11	W	4-1		WSH	1/13	W	6-3	at	LA
10/13	L	1-4	at	BUF	1/15	L	1-4	at	BOS
10/14	L	2-3		NJ	1/17	T	5-5*		BOS
10/18	W	2-1		BUF	1/19	T	3-3*		CGY
10/19	L	3-7	at	NYR	1/23	W	4-2		NYI
10/21	T	3-3*		DET	1/25	L	2-3	at	STL
10/23	L	2-3	at	MTL	1/27	W	6-4		CHI
10/25	W	2-0		QUE	1/30	T	4-4*		EDM
10/26	W	7-3	at	NJ	2/1	L	1/2	at	PHI
10/28	W	1-0	at	BOS	2/3	W	5-1	at	QUE
11/1	L	3-5		STL	2/4	L	0-2	at	MTL
11/3	W	4-3	at	DET	2/7	W	5-3	at	MIN
11/4	W	6-3		LA	2/9	L	1-4		VAN
11/8	L	3-6		BUF	2/10	W	6-2		TOR
11/10	W	4-2	at	WIN	2/14	T	6-6*	at	TOR
11/12	L	2-4	at	CHI	2/17	L	3-7	at	MTL
11/14	W	3-0	at	DET	2/18	W	6-4	at	BUF
11/15	L	2-5		BOS	2/21	W	3-2		QUE
11/18	L	2-3		NYR	2/23	L	3-7	at	BUF
11/22	L	2-4		QUE	2/24	L	1-3		WIN
11/25	W	5-2		PHI	2/28	W	3-1		MTL
11/26	L	2-4	at	BUF	3/2	W	4-3	at	WSH
11/28	L	2-4		BUF	3/3	W	6-4		NYR
11/30	W	5-3	at	STL	3/6	W	4-2	at	NYI
12/2	W	4-3	at	MON	3/8	L	6-7		TOR
12/6	L	3-4		NYI	3/10	L	0-5		BUF
12/7	W	4-3	at	BOS	3/11	L	3-4		BOS
12/9	W	7-3		NJ	3/13	W	1-0	at	VAN
12/13	L	2-5		LA	3/17	L	4-5	at	CGY
12/14	W	3-2	at	PHI	3/18	W	3-1	at	EDM
12/16	L	2-5		WSH	3/21	W	4-1		QUE
12/19	W	8-4	at	PIT	3/24	W	7-4		MTL
12/20	W	4-3		BOS	3/25	W	4-2		PIT
12/23	W	4-3		MIN	3/27	T	3-3*	at	PIT
12/26	T	3-3*	at	QUE	3/29	L	2-3	at	BOS
12/30	L	3-7	at	CHI	3/31	W	3-2	at	QUE
1/3	L	2-4		WIN	4/1	T	1-1*		MTL

MAJOR TRADES

06/17/89 – Obtained Pat Verbeek from NJ for Sylvain Turgeon.
12/13/89 – Obtained Randy Cunneyworth from WPG for Paul MacDermid.
03/05/90 – Obtained Yvon Corriveau from WSH for Mike Liut.

FINAL STATISTICS *(Whalers games only)*

	SCORING								
PLAYER	GP	G	A	PTS	PIM	PP	SH	GW	GT
RON FRANCIS	80	32	69	101	73	15	1	5	1
PAT VERBEEK	80	44	45	89	228	14	0	5	1
KEVIN DINEEN	67	25	41	66	164	8	2	2	2
SCOTT YOUNG	80	24	40	64	47	10	2	5	0
RAY FERRARO	79	25	29	54	109	7	0	4	1
DEAN EVASON	78	18	25	43	138	2	2	2	0
DAVE BABYCH	72	6	37	43	62	4	0	1	0
MIKAEL ANDERSSON	50	13	24	37	6	1	2	2	0
BRAD SHAW	64	3	32	35	30	3	0	0	0
TODD KRYGIER	58	18	12	30	52	5	1	3	1
RANDY CUNNEYWORTH	43	9	9	18	41	2	0	1	0
DAVE TIPPETT	66	8	19	27	32	0	1	3	0
MIKE TOMLAK	70	7	14	21	48	1	1	2	0
YVON CORRIVEAU	13	4	1	5	20	0	0	0	0
JODY HULL	38	7	10	17	21	2	0	0	0
RANDY LADOUCEUR	71	3	12	15	126	0	0	0	0
ULF SAMUELSSON	55	2	11	13	177	0	0	0	0
ADAM BURT	63	4	8	12	105	1	0	0	1
GRANT JENNINGS	64	3	6	9	171	0	0	0	0
ED KASTELIC	67	6	2	8	198	0	0	0	0
SYLVAIN COTE	28	4	2	6	14	1	0	1	1
JOEL QUENNEVILLE	44	1	4	5	34	0	0	0	0
BRIAN LAWTON	13	2	1	3	6	1	0	0	0
TOM MARTIN	21	1	2	3	37	0	0	0	0
TERRY YAKE	2	0	1	1	0	0	0	0	0
JIM CULHANE	6	0	1	1	6	0	0	0	0
KAY WHITMORE	9	0	1	1	4	0	0	0	0
CHRIS GOVEDARIS	12	0	1	1	6	0	0	0	0
PETER SIDORKIEWICZ	46	0	1	1	4	0	0	0	0
MIKE LIUT	29	0	0	0	0	0	0	0	0
JAMES BLACK	1	0	0	0	0	0	0	0	0
BOB BODAK	1	0	0	0	7	0	0	0	0
ALLEN TUER	2	0	0	0	6	0	0	0	0
JIM McKENZIE	5	0	0	0	4	0	0	0	0
STEVE DYKSTRA	9	0	0	0	2	0	0	0	0
MARC LAFORGE	9	0	0	0	43	0	0	0	0

	GOALTENDING					
PLAYER	GP	MINS	GA	GAA	SO	W-L-T
MIKE LIUT	29	1683	74	2.64	3	15-12-1
KAY WHITMORE	9	442	26	3.53	0	4-2-1
PETER SIDORKIEWICZ	46	2703	161	3.57	1	19-19-7

SEASON HIGHLIGHTS

- Ron Francis selected to play in his fourth NHL All-Star Game.
- Pat Verbeek is only NHL player to lead team in goals (44) and penalty minutes (228).
- Whalers produce second best record to date in their NHL history with 38-33-9 mark.
- Whalers sign 1989 first-round draft choice Bobby Holik to multi-year contract.

Holik was visiting the U.S. after agreement was reached to allow him to play for Hartford in 1990-91 season.

- Whalers select Mikael Andersson in NHL Waiver Draft. Andersson goes on to tally career-high 37 points in 50 games.

CLOSING GAME ROSTER *vs. Montreal Canadiens (home 4/9/89)*

3	Joel Quenneville	D	**12**	Dean Evason	C	**21**	Sylvain Cote	D	**30**	Peter Sidorkiewicz	G
5	Ulf Samuelsson	D	**14**	Don Maloney	LW	**23**	Paul MacDermid	RW	**32**	Brad Shaw	D
7	Brian Lawton	C	**15**	Dave Tippett	LW	**25**	Grant Jennings	D	**33**	Norm Maciver	D
10	Ron Francis	C	**16**	Sylvain Turgeon	LW	**26**	Ray Ferraro	C	**35**	Kay Whitmore	G
11	Kevin Dineen	RW	**20**	John Anderson	LW	**27**	Scott Young	RW	**44**	Dave Babych	D

FINAL ADAMS DIVISION STANDINGS

	GP	W	L	T	GF	GA	PTS
MONTREAL	80	53	18	9	315	218	115
BOSTON	80	37	29	14	289	256	88
BUFFALO	80	38	35	7	291	299	83
HARTFORD*	80	37	38	5	299	290	79
QUEBEC	80	27	46	7	262	342	61

*Lost to Montreal in Adams Division Semifinals 4-0.

COMPLETE RESULTS *(*Overtime)*

DATE	W/L	SCORE		OPP.	DATE	W/L	SCORE		OPP.
10/6	L	2-5		QUE	1/10	W	2-1	at	WIN
10/8	L	2-6		BOS	1/14	L	6-9	at	LA
10/9	L	1-3	at	BOS	1/16	L	3-5	at	TOR
10/12	W	4-3	at	NYR	1/18	L	1-3	at	MTL
10/15	W	7-5		CHI	1/19	W	6-4		MTL
10/19	L	4-5	at	MTL	1/21	W	5-4		LA
10/22	W	8-6		PHI	1/23	W	5-0	at	QUE
10/26	W	7-1	at	BUF	1/25	T	3-3*		STL
10/28	L	3-5	at	NJ	1/27	W	8-6	at	NJ
10/29	W	3-0		NJ	1/28	L	2-3*		QUE
11/1	L	3-5		MTL	1/31	L	3-5		BUF
11/3	W	5-3	at	BOS	2/3	L	0-1	at	WSH
11/3	L	3-6		MTL	2/4	L	3-5	at	NYI
11/5	L	2-3		VAN	2/9	W	5-2		BUF
11/7	L	3-6	at	CGY	2/11	W	7-3		WIN
11/9	T	1-1*	at	VAN	2/15	W	4-2	at	TOR
11/10	L	2-7	at	LA	2/18	W	4-3	at	MIN
11/12	W	3-1	at	MIN	2/19	L	6-7*	at	WIN
11/16	L	3-4		DET	2/21	L	4-7	at	EDM
11/18	L	2-3	at	WSH	2/23	W	4-2		QUE
11/19	L	2-5		CGY	2/25	L	1-9		BOS
11/23	W	4-3		QUE	2/26	W	8-6		PIT
11/26	W	4-2	at	QUE	2/28	W	3-1	at	NYI
12/2	W	6-1	at	BUF	3/2	W	2-1		VAN
12/3	L	2-4		MIN	3/4	L	1-6		MTL
12/6	W	9-0		BUF	3/5	W	3-0		TOR
12/8	W	5-4		NYR	3/8	W	7-3		EDM
12/10	W	4-1		CGY	3/11	L	3-5	at	MTL
12/14	L	3-4	at	CHI	3/12	T	3-3*		PHI
12/15	T	3-3*	at	STL	3/14	W	8-2		NYI
12/17	L	2-4		EDM	3/16	L	1-6		BUF
12/19	L	1-2	at	MTL	3/18	L	2-8		WSH
12/21	L	3-4		BOS	3/19	W	3-2	at	BOS
12/23	L	4-5	at	PHI	3/22	W	4-2		BOS
12/26	L	3-4*		PIT	3/23	L	3-6	at	QUE
12/28	T	4-4*	at	QUE	3/25	W	4-0		STL
12/30	W	4-3		DET	3/28	L	2-4	at	BUF
12/31	W	3-2	at	DET	3/30	W	9-5	at	PIT
1/2	L	4-5	at	NYR	4/1	W	6-1		CHI
1/4	W	5-4*	at	BUF	4/2	L	2-3	at	BOS

MAJOR TRADES

07/09/88 – Obtained Ed Kastelic and Grant Jennings from WSH for Mike Millar and Neil Sheehy.

12/26/88 – Obtained Don Maloney, Brian Lawton and Norm Maciver from NYR for Carey Wilson and a fifth-round 1990 draft choice (Lubos Rob).

FINAL STATISTICS *(Whalers games only)*

SCORING

PLAYER	GP	G	A	PTS	PIM	PP	SH	GW	GT
KEVIN DINEEN	79	45	44	89	167	20	1	4	0
RON FRANCIS	69	29	48	77	36	8	0	4	0
RAY FERRARO	80	41	35	76	86	11	0	7	0
SCOTT YOUNG	76	19	40	59	27	6	0	2	0
DAVE BABYCH	70	6	41	47	54	4	0	2	0
PAUL MacDERMID	74	17	27	44	141	5	0	3	2
DAVE TIPPETT	80	17	24	41	45	1	2	1	0
JOHN ANDERSON	62	16	24	40	28	1	0	0	0
ULF SAMUELSSON	71	9	26	35	181	3	0	2	0
JODY HULL	60	16	18	34	10	6	0	2	0
SYLVAIN TURGEON	42	16	14	30	40	7	0	1	0
DEAN EVASON	67	11	17	28	60	0	0	0	0
BRIAN LAWTON	35	10	16	26	28	7	0	2	0
NORM MACIVER	37	1	22	23	24	1	0	0	0
SYLVAIN COTE	78	8	9	17	49	1	0	0	0
BRENT PETERSON	66	4	13	17	61	0	0	2	0
DON MALONEY	21	3	11	14	23	1	0	1	0
TOM MARTIN	38	7	6	13	113	0	0	1	0
GRANT JENNINGS	55	3	10	13	159	0	0	0	0
JOEL QUENNEVILLE	69	4	7	11	32	0	0	0	0
RANDY LADOUCEUR	75	2	5	7	95	0	0	0	0
PETER SIDORKIEWICZ	44	0	3	3	0	0	0	0	0
DALLAS GAUME	4	1	1	2	0	0	0	0	0
KAY WHITMORE	3	0	2	2	0	0	0	0	0
MARK REEDS	7	0	2	2	6	0	0	0	0
ED KASTELIC	10	0	2	2	15	0	0	0	0
BRAD SHAW	3	1	0	1	0	1	0	0	0
JIM PAVESE	5	0	0	0	5	0	0	0	0
JIM THOMSON	5	0	0	0	14	0	0	0	0
TERRY YAKE	2	0	0	0	0	0	0	0	0
ALLAN TUER	4	0	0	0	23	0	0	0	0
ADAM BURT	5	0	0	0	6	0	0	0	0
MIKE LIUT	35	0	0	0	0	0	0	0	0

GOALTENDING

PLAYER	GP	MINS	GA	GAA	SO	W-L-T
PETER SIDORKIEWICZ	44	2634	133	3.03	4	22-18-4
KAY WHITMORE	3	180	10	3.33	0	2-1-0
MIKE LIUT	35	2004	142	4.25	1	13-19-1

SEASON HIGHLIGHTS

- Kevin Dineen plays in the NHL All-Star Game for the third consecutive season – February 7, 1989.
- Dineen paces all Adams Division players with 45 goals and 89 points.
- Peter Sidorkiewicz named to NHL All-Rookie team.
- Dave Tippett extends consecutive games played streak to 417.
- At the conclusion of the season, Ed Johnston is named vice president and general manager, replacing Emile Francis, who stays as team president – May 11, 1989. Larry Pleau is fired as head coach, May 16, and replaced by Rick Ley, June 7.

1987-88 IN REVIEW

CLOSING GAME ROSTER *vs. Montreal Canadiens (away 4/14/88)*

0	Neil Sheehy	D	**11**	Kevin Dineen	RW	**20**	John Anderson	LW	**29**	Randy Ladouceur	D
1	Mike Liut	G	**12**	Dean Evason	C	**21**	Sylvain Cote	D	**31**	Richard Brodeur	G
3	Joel Quenneville	D	**15**	Dave Tippett	LW	**23**	Paul MacDermid	RW	**32**	Torrie Robertson	LW
7	Stewart Gavin	RW	**16**	Sylvain Turgeon	LW	**25**	Mike McEwen	D	**33**	Carey Wilson	C
10	Ron Francis	C	**17**	Brent Peterson	C	**27**	Scott Young	RW	**44**	Dave Babych	D

FINAL ADAMS DIVISION STANDINGS

	GP	W	L	T	GF	GA	PTS
MONTREAL	80	45	22	13	298	238	103
BOSTON	80	44	30	6	300	251	94
BUFFALO	80	37	32	11	283	305	85
HARTFORD*	80	35	38	7	249	267	77
QUEBEC	80	32	43	5	271	306	69

*Lost to Montreal in Adams Division Semifinals 4-2.

COMPLETE RESULTS *(*Overtime)*

DATE	W/L	SCORE		OPP.	DATE	W/L	SCORE		OPP.
10/8	L	1-5		QUE	1/11	W	4-3	at	BOS
10/10	L	2-6		NYR	1/13	L	1-2	at	CHI
10/11	L	2-5	at	BOS	1/14	L	2-3	at	STL
10/14	L	1-3	at	NJ	1/16	W	4-3	at	LA
10/16	L	2-6	at	WSH	1/19	W	6-3	at	MIN
10/17	W	4-3*		NJ	1/21	W	4-3		NYI
10/21	W	5-3	at	BUF	1/23	W	5-0		MIN
10/24	W	5-3		CHI	1/24	W	2-1*		DET
10/28	T	2-2*		BUF	1/27	L	1-5	at	CGY
10/31	W	7-4		PHI	1/29	W	4-2	at	VAN
11/1	W	5-1	at	QUE	1/30	L	2-5	at	EDM
11/4	T	2-2*		BOS	2/1	L	4-5	at	MTL
11/6	L	1-3	at	DET	2/3	L	2-5		MTL
11/7	L	3-5		QUE	2/6	L	4-5	at	PIT
11/11	T	0-0*		MTL	2/7	W	4-2		TOR
11/14	L	1-4	at	BOS	2/13	W	4-1	at	MTL
11/16	T	3-3*	at	MTL	2/15	L	4-5*	at	PHI
11/18	W	9-1		BUF	2/17	W	4-3		WIN
11/21	L	3-4		WSH	2/20	L	0-3	at	NYI
11/25	L	5-6		MTL	2/21	L	2-7		NYI
11/27	W	4-2	at	BUF	2/23	W	3-2		BOS
11/28	W	4-2	at	TOR	2/25	L	2-5	at	BOS
12/2	L	3-5		BOS	2/27	L	3-4		BUF
12/3	L	2-5	at	PHI	3/1	L	3-6	at	WIN
12/5	W	2-1		BUF	3/2	W	2-1	at	CHI
12/8	W	5-4	at	QUE	3/5	W	3-1		NYR
12/9	W	5-4		WSH	3/8	L	4-6	at	QUE
12/12	W	3-2		LA	3/9	W	5-4		LA
12/15	T	2-2*		VAN	3/12	L	0-5	at	MTL
12/17	L	0-2		STL	3/13	L	1-4		QUE
12/19	W	4-3	at	EDM	3/15	L	6-8		CGY
12/20	T	3-3*	at	VAN	3/19	W	5-3	at	STL
12/22	L	5-6*	at	CGY	3/20	L	1-2	at	NYR
12/26	L	2-4		QUE	3/22	W	4-3		WIN
12/27	L	3-5	at	QUE	3/24	W	3-2	at	DET
12/30	W	3-1		TOR	3/26	W	8-1		MIN
1/2	T	1-1*		NJ	3/27	W	4-2		MTL
1/6	L	1-5		EDM	3/31	L	2-3	at	BUF
1/8	L	1-3	at	BUF	4/2	W	4-2		BOS
1/9	W	5-4*		PIT	4/3	L	2-4	at	PIT

MAJOR TRADES

01/03/88 – Obtained Carey Wilson, Neil Sheehy and the rights to Lane MacDonald from CGY for Dana Murzyn and Shane Churla.

01/22/88 – Obtained Lindsay Carson from PHI for Paul Lawless.

03/08/88 – Obtained Richard Brodeur from VAN for Steve Weeks.

FINAL STATISTICS *(Whalers games only)*

	SCORING								
PLAYER	GP	G	A	PTS	PIM	PP	SH	GW	GT
RON FRANCIS	80	25	50	75	87	11	1	3	0
KEVIN DINEEN	74	25	25	50	217	5	0	4	1
RAY FERRARO	68	21	29	50	81	6	0	2	0
DAVE BABYCH	71	14	36	50	54	10	0	2	1
SYLVAIN TURGEON	71	23	26	49	71	13	0	3	0
JOHN ANDERSON	63	17	32	49	20	9	0	3	0
ULF SAMUELSSON	76	8	33	41	159	3	0	0	0
CAREY WILSON	36	18	20	38	22	7	1	5	0
DAVE TIPPETT	80	16	21	37	32	1	2	2	0
PAUL MacDERMID	80	20	15	35	139	4	0	2	0
DEAN EVASON	77	10	18	28	115	5	0	0	0
SYLVAIN COTE	67	7	21	28	30	0	1	1	0
STEWART GAVIN	56	11	10	21	59	2	3	1	1
MIKE MILLAR	28	7	7	14	6	4	0	2	0
TORRIE ROBERTSON	63	2	8	10	293	0	0	1	0
LINDSAY CARSON	27	5	4	9	30	1	1	1	0
PAUL LAWLESS	28	4	5	9	16	0	0	1	0
SCOT KLEINENDORST	44	3	6	9	86	0	0	0	0
BRENT PETERSON	52	2	7	9	40	0	0	0	1
JOEL QUENNEVILLE	77	1	8	9	44	0	0	0	0
RANDY LADOUCEUR	68	1	7	8	91	0	0	1	0
DANA MURZYN	33	1	6	7	45	1	0	0	0
MARK REEDS	38	0	7	7	31	0	0	0	0
DAVE WILLIAMS	26	6	0	6	87	1	0	1	0
NEIL SHEEHY	26	1	4	5	116	0	0	0	0
TIM MARTIN	5	1	2	3	14	0	0	0	0
MIKE McEWEN	9	0	3	3	10	0	0	0	0
MIKE LIUT	60	0	1	1	4	0	0	0	0
CHARLES BOURGEOIS	1	0	0	0	0	0	0	0	0
GORD SHERVEN	1	0	0	0	0	0	0	0	0
BRAD SHAW	1	0	0	0	0	0	0	0	0
PETER SIDORKIEWICZ	1	0	0	0	0	0	0	0	0
DOUG JARVIS	2	0	0	0	2	0	0	0	0
SHANE CHURLA	2	0	0	0	14	0	0	0	0
MIKE VELLUCCI	2	0	0	0	11	0	0	0	0
SCOTT YOUNG	7	0	0	0	2	0	0	0	0
RICHARD BRODEUR	6	0	0	0	2	0	0	0	0
STEVE WEEKS	18	0	0	0	2	0	0	0	0

	GOALTENDING					
PLAYER	GP	MINS	GA	GAA	SO	W-L-T
MIKE LIUT	60	3326	187	3.18	2	25-28-5
RICHARD BRODEUR	6	340	15	2.65	0	4-2-0
STEVE WEEKS	18	918	55	3.59	0	6-7-2
PETER SIDORKIEWICZ	1	60	6	6.00	0	0-1-0

SEASON HIGHLIGHTS

- The Whalers start the year 0-5, then go 5-0-2 and follow that with an 0-3-3 stretch.
- Whalers record first win at Edmonton – December 19, 1987, 4-3.
- Head coach Jack Evans is fired and replaced by Larry Pleau – February 7, 1988.
- Kevin Dineen is first Whaler to start an NHL All-Star Game – February 9, 1988.
- Whalers set Hartford home attendance record with average of 14,574 per game.
- Ulf Samuelsson voted team MVP by players.

CLOSING GAME ROSTER *vs. Quebec Nordiques (away 4/16/87)*

1	Mike Liut	G	**11**	Kevin Dineen	RW	**18**	Mike Crombeen	RW
3	Joel Quenneville	D	**12**	Dean Evason	C	**20**	Mike Zuke	C
5	Ulf Samuelsson	D	**15**	Dave Tippett	LW	**21**	Sylvain Cote	D
8	Risto Siltanen	D	**16**	Sylvain Turgeon	LW	**26**	Ray Ferraro	C
10	Ron Francis	C	**17**	Ray Neufeld	RW	**29**	Paul Fenton	LW

31	Steve Weeks	G
32	Torrie Robertson	LW
34	Jack Brownschidle	D
35	Scot Klienendorst	D
36	Paul MacDermid	RW

FINAL ADAMS DIVISION STANDINGS

	GP	W	L	T	GF	GA	PTS
HARTFORD*	80	43	30	7	287	270	93
MONTREAL	80	41	29	10	277	241	92
BOSTON	80	39	34	7	301	276	85
QUEBEC	80	31	39	10	267	276	72
BUFFALO	80	28	44	8	280	308	64

*Lost to Quebec in Adams Division Semifinals 4-2.

COMPLETE RESULTS *(*Overtime)*

DATE	W/L	SCORE		OPP.	DATE	W/L	SCORE		OPP.
10/11	W	6-5		CGY	1/10	L	3-4	at	MIN
10/12	L	2-7	at	BOS	1/12	L	5-7	at	NJ
10/16	T	4-4*		WIN	1/14	W	3-1		BOS
10/18	L	3-6		PHI	1/15	L	4-6	at	BOS
10/24	W	5-4	at	BUF	1/17	L	1-6		WSH
10/25	W	3-2		BUF	1/19	W	5-4	at	MTL
10/28	W	5-2		PIT	1/21	W	3-1		MTL
10/30	L	2-6	at	TOR	1/23	W	3-2		QUE
11/1	T	2-2*		QUE	1/24	W	3-0	at	TOR
11/2	T	3-3*	at	QUE	1/27	L	2-4	at	QUE
11/5	W	3-2		NYI	1/29	W	6-3	at	BOS
11/8	L	3-4	at	LA	1/31	L	2-4	at	NYI
11/12	W	4-3	at	VAN	2/3	W	8-6	at	PIT
11/13	L	3-4	at	CGY	2/4	L	1-3		BUF
11/15	W	6-2		EDM	2/6	W	5-2	at	WSH
11/19	L	1-4		MTL	2/7	W	3-1		MTL
11/21	W	4-0		STL	2/14	L	2-5	at	LA
11/22	W	6-3	at	NYI	2/17	W	5-4	at	CHI
11/26	W	3-0		BUF	2/18	W	6-3	at	NJ
11/29	W	7-5	at	MTL	2/21	L	3-6		CHI
12/1	L	1-4	at	QUE	2/22	L	3-5	at	BUF
12/3	W	2-1		QUE	2/25	W	6-4		BOS
12/4	W	2-1	at	PHI	2/28	W	2-1		QUE
12/6	L	1-4		DET	3/1	T	5-5*		NJ
12/10	W	6-2		STL	3/3	W	5-3		DET
12/13	T	2-2*		VAN	3/5	W	10-2		BOS
12/14	L	3-4	at	BUF	3/7	W	5-3		PHI
12/17	W	4-3		BUF	3/10	L	4-6	at	QUE
12/18	W	6-5	at	BOS	3/11	L	1-6		CGY
12/20	T	2-2*	at	DET	3/13	W	3-0	at	WIN
12/21	W	4-3*	at	NYR	3/15	L	1-4	at	EDM
12/23	W	2-0		BOS	3/18	W	5-3	at	NYR
12/26	T	1-1*		MTL	3/21	W	5-1		MIN
12/27	L	2-6	at	MTL	3/22	W	6-3		LA
12/30	W	3-1	at	WSH	3/25	L	3-5		EDM
12/31	L	2-5	at	MIN	3/28	W	5-4		PIT
1/3	L	2-3		CHI	3/29	W	7-4		VAN
1/4	W	8-3		TOR	4/1	L	2-3	at	MTL
1/7	L	3-6	at	STL	4/4	W	5-3		NYR
1/9	L	0-3	at	WIN	4/5	L	0-6	at	BUF

MAJOR TRADES

12/11/86 – Obtained Dave Semenko from EDM for a third-round 1988 draft pick (Trevor Sim).

01/14/87 – Obtained Randy Ladouceur from DET for Dave Barr.

FINAL STATISTICS *(Whalers games only)*

SCORING

PLAYER	GP	G	A	PTS	PIM	PP	SH	GW	GT
RON FRANCIS	75	30	63	93	45	7	0	7	0
KEVIN DINEEN	78	40	39	79	110	11	0	7	0
JOHN ANDERSON	76	31	44	75	19	7	0	5	0
RAY FERRARO	80	27	32	59	42	14	0	2	0
DEAN EVASON	80	22	37	59	67	7	2	2	1
PAUL LAWLESS	60	22	32	54	14	4	0	2	1
STEWART GAVIN	79	20	22	42	28	3	2	4	1
DAVE BABYCH	66	8	33	41	44	7	0	1	0
SYLVAIN TURGEON	41	23	13	36	45	6	0	4	0
ULF SAMUELSSON	78	2	31	33	162	0	0	0	0
DAVE TIPPETT	80	9	22	31	42	0	3	2	0
DANA MURZYN	74	9	19	28	95	1	0	0	0
DOUG JARVIS	80	9	13	22	20	0	2	2	0
PAUL MacDERMID	72	7	11	18	202	0	0	1	0
MIKE McEWEN	48	8	8	16	32	5	0	2	0
DAVE SEMENKO	52	4	8	12	87	0	0	0	0
SCOT KLEINENDORST	66	3	9	12	130	0	0	0	0
JOEL QUENNEVILLE	37	3	7	10	24	0	1	1	0
SYLVAIN COTE	67	2	8	10	20	0	0	0	0
DAVE BARR	30	2	4	6	19	0	1	0	0
RANDY LADOUCEUR	36	2	3	5	51	0	0	0	0
MIKE MILLAR	10	2	2	4	0	1	0	0	0
MIKE LIUT	59	0	2	2	4	0	0	0	0
TIM BOTHWELL	4	1	0	1	0	0	0	0	0
TORRIE ROBERTSON	20	1	0	1	98	0	0	1	0
BILL GARDNER	8	0	1	1	0	0	0	0	0
SHANE CHURLA	20	0	1	1	78	0	0	0	0
GREG BRITZ	1	0	0	0	0	0	0	0	0
PAT HUGHES	2	0	0	0	2	0	0	0	0
BRAD SHAW	2	0	0	0	0	0	0	0	0
WAYNE BABYCH	4	0	0	0	4	0	0	0	0
YVES COURTEAU	4	0	0	0	0	0	0	0	0
GORD SHERVEN	7	0	0	0	0	0	0	0	0
STEVE WEEKS	25	0	0	0	0	0	0	0	0

GOALTENDING

PLAYER	GP	MINS	GA	GAA	SO	W-L-T
MIKE LIUT	59	3471	187	3.23	4	31-22-5
STEVE WEEKS	25	1368	78	3.42	1	12-8-2

SEASON HIGHLIGHTS

- Doug Jarvis plays in an NHL record 915th consecutive game – December 26, 1986.
- Kevin Dineen and Ulf Samuelsson are selected to play in Rendez-Vous '87 (February) All-Star series vs. Soviets – January 1987.
- Paul Lawless scores team record six points vs. Toronto – January 4, 1987.
- Ron Francis ties team record with six points (all assists) in a game vs. Boston – March 5, 1987.
- Whalers win Adams Division with 93 points, which is fourth best in the NHL.

1985-86 IN REVIEW

CLOSING GAME ROSTER *vs. Montreal Canadiens (away 4/29/86)*

1	Mike Liut	G	**10**	Ron Francis	C	**17**	Wayne Babych	RW
3	Joel Quenneville	D	**11**	Kevin Dineen	RW	**18**	Scot Klienendorst	D
4	Dana Murzyn	D	**12**	Dean Evason	C	**20**	John Anderson	LW
5	Ulf Samuelsson	D	**15**	Dave Tippett	LW	**23**	Paul MacDermid	RW
7	Stewart Gavin	RW	**16**	Sylvain Turgeon	LW	**24**	Tim Bothwell	D
27	Doug Jarvis	C						
28	Paul Lawless	LW						
31	Steve Weeks	G						
32	Torrie Robertson	LW						
44	Dave Babych	D						

FINAL ADAMS DIVISION STANDINGS

	GP	W	L	T	GF	GA	PTS
QUEBEC	80	43	31	6	330	289	92
MONTREAL	80	40	33	7	330	280	87
BOSTON	80	37	31	12	311	288	86
HARTFORD*	80	40	36	4	332	302	84
BUFFALO	80	37	37	6	296	291	80

*Defeated Quebec in Adams Division Semifinals 3-0; lost to Montreal in Adams Division Finals 4-3.

COMPLETE RESULTS *(*Overtime)*

DATE	W/L	SCORE		OPP.	DATE	W/L	SCORE		OPP.
10/10	W	5-4	at	BUF	1/12	L	2-4	at	CHI
10/12	W	8-2		NYR	1/15	L	1-4		EDM
10/15	L	1-4	at	QUE	1/17	W	11-6		QUE
10/17	W	4-3*	at	NJ	1/18	W	5-2	at	QUE
10/19	W	11-6		MTL	1/20	W	5-0	at	NYR
10/23	L	2-9	at	CHI	1/23	W	4-1		TOR
10/24	L	0-3	at	PHI	1/25	W	7-2		WIN
10/26	L	3-5	at	MTL	1/27	L	3-6	at	BOS
10/29	W	4-3	at	PIT	1/29	L	4-5		BOS
10/30	W	6-4		QUE	2/1	L	1-3		NYR
11/1	L	0-2		BUF	2/2	L	4-5		WSH
11/2	L	1-8		LA	2/6	L	3-4*	at	DET
11/5	L	3-8		MTL	2/8	L	2-4		BUF
11/7	L	1-2	at	BOS	2/9	L	3-6		NJ
11/9	W	4-3	at	QUE	2/11	T	4-4*	at	STL
11/13	W	5-2		MIN	2/14	L	4-5	at	WIN
11/16	L	2-5		PHI	2/15	L	1-4	at	MIN
11/21	L	0-3	at	PHI	2/18	W	5-4		VAN
11/23	W	8-1		WIN	2/19	W	6-4	at	BUF
11/27	W	9-0	at	LA	2/22	L	3-6	at	MTL
11/29	W	5-4	at	VAN	2/23	L	2-8		STL
11/30	L	5-8	at	EDM	2/26	L	2-5		MIN
12/4	L	5-8	at	CGY	3/1	L	1-5	at	PIT
12/7	W	7-2		BOS	3/2	W	4-1		BOS
12/11	L	1-3		MTL	3/5	W	5-1		BUF
12/13	W	6-4	at	BUF	3/7	W	6-2	at	BUF
12/14	W	5-4		PIT	3/8	L	3-6		QUE
12/16	T	4-4*	at	MTL	3/10	W	5-2	at	MTL
12/18	W	4-3		CGY	3/13	L	2-3		NYI
12/19	L	1-2	at	BOS	3/15	W	11-4		CHI
12/21	W	7-6		NJ	3/18	W	6-4	at	DET
12/23	L	3-6		NYI	3/19	W	5-2	at	STL
12/26	W	4-3	at	NYI	3/22	W	6-3		LA
12/28	W	6-3	at	TOR	3/23	T	5-5*		BOS
12/29	W	5-2		DET	3/26	W	3-0		MTL
12/31	L	1-5	at	QUE	3/29	T	6-6*		WSH
1/2	L	2-3		QUE	4/1	W	5-3		BUF
1/4	L	3-4	at	EDM	4/3	L	2-4	at	WSH
1/7	W	9-1	at	CGY	4/5	W	7-1		TOR
1/10	W	4-3	at	VAN	4/6	W	4-3	at	BOS

MAJOR TRADES

10/07/85 – Obtained Stewart Gavin from TOR for Chris Kotsopoulos.
11/21/85 – Obtained Dave Babych from WPG for Ray Neufeld.
03/08/86 – Obtained John Anderson from QUE for Risto Siltanen.

FINAL STATISTICS *(Whalers games only)*

	SCORING								
PLAYER	GP	G	A	PTS	PIM	PP	SH	GW	GT
SYLVAIN TURGEON	76	45	34	79	88	13	0	5	0
RAY FERRARO	76	30	47	77	57	14	0	0	0
RON FRANCIS	53	24	53	77	24	7	1	4	1
KEVIN DINEEN	57	33	35	68	124	6	0	8	0
STEWART GAVIN	76	26	29	55	51	3	3	4	1
DAVE BABYCH	62	10	43	53	38	7	1	2	0
DEAN EVASON	55	20	28	48	65	5	2	4	0
PAUL LAWLESS	64	17	21	38	20	5	0	1	0
TORRIE ROBERTSON	76	13	24	37	358	3	0	0	0
DAVE TIPPETT	80	14	20	34	18	0	2	1	0
BOB CRAWFORD	57	14	20	34	16	4	0	2	0
RISTO SILTANEN	52	8	22	30	30	6	0	1	0
WAYNE BABYCH	37	11	17	28	59	2	0	2	0
DANA MURZYN	78	3	23	26	125	0	0	1	1
JOHN ANDERSON	14	8	17	25	2	1	0	1	0
JOEL QUENNEVILLE	71	5	20	25	83	1	0	1	0
ULF SAMUELSSON	80	5	19	24	172	0	1	1	0
DOUG JARVIS	57	8	16	24	20	0	3	0	0
PAUL MacDERMID	74	13	10	23	160	0	0	2	0
RAY NEUFELD	16	5	10	15	40	3	0	0	0
GREG MALONE	22	6	7	13	24	1	0	0	0
JORGEN PETTERSSON	23	5	5	10	2	2	0	0	0
TIM BOTHWELL	62	2	8	10	53	0	0	0	0
SCOT KLEINENDORST	41	2	7	9	62	0	0	0	0
BILL GARDNER	18	1	8	9	4	0	0	0	0
MIKE McEWEN	10	3	2	5	6	0	0	0	0
MIKE HOFFMAN	6	1	2	3	2	0	0	0	0
BRAD SHAW	8	0	2	2	4	0	0	0	0
MIKE ZUKE	17	0	2	2	12	0	0	0	0
MIKE LIUT	57	0	2	2	0	0	0	0	0
STEVE WEEKS	27	0	1	1	9	0	0	0	0
PAUL FENTON	1	0	0	0	0	0	0	0	0
SYLVAIN COTE	2	0	0	0	0	0	0	0	0
JOHN NEWBERRY	3	0	0	0	0	0	0	0	0
MARK PATERSON	5	0	0	0	5	0	0	0	0
JACK BROWNSCHIDLE	9	0	0	0	4	0	0	0	0

	GOALTENDING					
PLAYER	GP	MINS	GA	GAA	SO	W-L-T
MIKE LIUT	57	3282	197	3.61	2	27-23-4
STEVE WEEKS	27	1544	99	3.85	1	13-13-0

SEASON HIGHLIGHTS

- Ron Francis breaks an ankle on January 18 and misses 27 games.
- Whalers host NHL All-Star Game – February 4, 1986.
- Whalers record first win ever at Montreal – March 10, 1986, 5-2.
- Whalers end the season with an 11-3-2 streak that gives them their first playoff berth since 1980.
- Whalers upset first place Quebec in opening playoff round sweep, before succumbing in seven games to Montreal, the eventual Stanley Cup winner.
- Emile Francis is named Hockey News and Sporting News NHL Executive of the Year – May 15, 1986.

CLOSING GAME ROSTER *vs. Quebec Nordiques (away 4/7/85)*

1	Mike Liut	G	**11**	Kevin Dineen	RW	**18**	Mike Crombeen	RW	**31**	Steve Weeks	G
3	Joel Quenneville	D	**12**	Dean Evason	C	**20**	Mike Zuke	C	**32**	Torrie Robertson	LW
5	Ulf Samuelsson	D	**15**	Dave Tippett	LW	**21**	Sylvain Cote	D	**34**	Jack Brownschidle	D
8	Risto Siltanen	D	**16**	Sylvain Turgeon	LW	**26**	Ray Ferraro	C	**35**	Scot Klienendorst	D
10	Ron Francis	C	**17**	Ray Neufeld	RW	**29**	Paul Fenton	LW	**36**	Paul MacDermid	RW

FINAL ADAMS DIVISION STANDINGS

	GP	W	L	T	GF	GA	PTS
MONTREAL	80	41	27	12	309	262	94
QUEBEC	80	41	30	9	323	275	91
BUFFALO	80	38	28	14	290	237	90
BOSTON	80	36	34	10	303	287	82
HARTFORD*	80	30	41	9	268	318	69

*Did not make playoffs.

COMPLETE RESULTS *(*Overtime)*

DATE	W/L	SCORE		OPP.	DATE	W/L	SCORE		OPP.
10/11	T	4-4*	at	NYR	1/15	L	2-5		CGY
10/13	W	3-2*		BOS	1/17	L	4-5	at	MTL
10/14	L	2-4	at	BOS	1/19	L	0-2		BUF
10/17	W	5-3	at	TOR	1/22	L	5-8		MTL
10/18	W	7-3		DET	1/26	W	3-2	at	BOS
10/20	W	3-2		VAN	1/27	L	4-8		BOS
10/23	L	4-9	at	CGY	1/31	L	3-5	at	LA
10/24	L	4-8	at	WIN	2/1	L	3-4*	at	VAN
10/27	W	5-3	at	MIN	2/3	L	3-6	at	EDM
10/28	W	4-1	at	CHI	2/6	L	4-7*		CGY
10/31	L	3-5		QUE	2/7	L	5-7	at	BOS
11/2	L	1-8	at	BUF	2/9	T	2-2		NYR
11/3	T	4-4*		BUF	2/10	L	4-10		QUE
11/7	L	0-3		WIN	2/14	W	4-0	at	NJ
11/10	W	1-0	at	QUE	2/16	T	4-4*	at	NYI
11/15	L	1-6	at	PHI	2/17	L	4-5*		TOR
11/17	L	0-7		CHI	2/19	W	6-2	at	WIN
11/21	L	2-4	at	DET	2/21	W	4-3*	at	NYR
11/22	W	9-3		PIT	2/23	L	1-2		LA
11/24	T	4-4*		PHI	2/24	L	2-3		STL
11/28	L	2-4		MIN	2/26	L	2-3		PHI
11/30	L	2-4		EDM	3/1	W	4-1	at	NJ
12/1	L	4-8	at	QUE	3/3	L	6-7*		VAN
12/3	L	3-9	at	MTL	3/5	L	3-6	at	BUF
12/5	W	5-3		MTL	3/7	L	0-4	at	BOS
12/8	W	4-3	at	NYI	3/9	L	3-4	at	MTL
12/12	T	2-2*		BUF	3/10	T	5-5*		MTL
12/15	W	4-3*		MTL	3/13	T	3-3*	at	LA
12/19	W	6-5		BOS	3/16	W	5-0	at	STL
12/21	L	0-1		NYI	3/17	W	4-3		PIT
12/22	L	5-10	at	MTL	3/20	W	3-2		STL
12/26	W	5-3		NJ	3/23	W	5-2		BOS
12/28	L	0-4	at	PIT	3/24	W	2-1		QUE
12/29	L	2-3	at	WSH	3/27	W	3-1	at	WSH
1/2	L	3-7	at	QUE	3/29	W	8-7		EDM
1/3	W	6-2		DET	3/30	L	1-2		BUF
1/5	W	4-3		CHI	4/2	L	1-2	at	BUF
1/7	W	7-4	at	TOR	4/4	W	2-0		WSH
1/8	T	4-4*	at	BUF	4/6	W	2-1		QUE
1/12	L	4-5	at	MIN	4/7	L	1-4	at	QUE

MAJOR TRADES

08/31/84 – Obtained Steve Weeks from NYR for a third-round 1986 draft choice (Shawn Clouston).

02/22/85 – Obtained Mike Liut and future considerations (Jorgen Pettersson on April 16, 1985) from STL for Greg Millen and Mark Johnson.

03/12/85 – Obtained Dean Evason and Peter Sidorkiewicz from WSH for David A. Jensen.

FINAL STATISTICS *(Whalers games only)*

SCORING

PLAYER	GP	G	A	PTS	PIM	PP	SH	GW	GT
RON FRANCIS	80	24	57	81	66	4	0	1	0
SYLVAIN TURGEON	64	31	31	62	67	11	0	3	2
RAY NEUFELD	76	27	35	62	129	12	0	2	2
GREG MALONE	76	22	39	61	67	6	0	4	0
MARK JOHNSON	49	19	28	47	21	10	0	2	1
RISTO SILTANEN	76	12	33	45	30	8	0	2	0
KEVIN DINEEN	57	25	16	41	120	8	4	2	1
TORRIE ROBERTSON	74	11	30	41	337	1	0	3	0
BOB CRAWFORD	45	14	14	28	8	2	0	0	0
RAY FERRARO	44	11	17	28	40	6	0	2	0
DAVE LUMLEY	48	8	20	28	98	1	0	0	0
JOEL QUENNEVILLE	79	6	16	22	96	0	0	2	0
DAVE TIPPETT	80	7	12	19	12	0	0	0	0
MIKE ZUKE	67	4	12	16	12	0	0	1	0
PAT BOUTETTE	33	6	8	14	51	0	0	2	0
PAUL FENTON	33	7	5	12	10	0	0	2	0
SYLVAIN COTE	67	3	9	12	17	1	0	1	0
PAUL MacDERMID	31	4	7	11	29	0	0	0	0
MIKE CROMBEEN	46	4	7	11	16	0	1	1	0
TONY CURRIE	13	3	8	11	2	1	0	0	0
MARK FUSCO	63	3	8	11	40	0	0	0	0
SCOT KLEINENDORST	35	1	8	9	69	0	0	0	0
CHRIS KOTSOPOULOS	33	5	3	8	53	1	0	0	0
ULF SAMUELSSON	41	2	6	8	83	0	0	0	0
RANDY PIERCE	17	3	2	5	8	0	0	0	0
WALLY WEIR	34	2	3	5	56	0	0	0	0
RICHIE DUNN	13	1	4	5	2	0	0	0	0
JACK BROWNSCHIDLE	17	1	4	5	5	1	0	0	0
MARK PATERSON	13	1	3	4	24	0	0	0	0
DAVID JENSEN	13	0	4	4	6	0	0	0	0
MARTY HOWE	19	1	1	2	10	0	0	0	0
MIKE HOFFMAN	1	0	0	0	0	0	0	0	0
ED STANIOWSKI	1	0	0	0	0	0	0	0	0
DEAN EVASON	2	0	0	0	0	0	0	0	0
MIKE LIUT	12	0	0	0	2	0	0	0	0
STEVE WEEKS	24	0	0	0	0	0	0	0	0
GREG MILLEN	44	0	0	0	4	0	0	0	0

GOALTENDING

PLAYER	GP	MINS	GA	GAA	SO	W-L-T
ED STANIOWSKI	1	20	1	3.00	0	0-0-0
MIKE LIUT	12	731	119	3.82	1	4-7-1
STEVE WEEKS	24	1457	92	3.79	2	10-12-2
GREG MILLEN	44	2659	187	4.22	1	16-22-6

SEASON HIGHLIGHTS

- Greg Millen starts 22 consecutive games, beginning December 19.
- Whalers recall several youngsters from Binghamton in December, including Ulf Samuelsson, Kevin Dineen, Ray Ferraro and Paul MacDermid.
- Ron Francis is named team captain – February 22, 1985.
- Whalers go on nine-game unbeaten streak – March 10-29, 1985.

1983-84 IN REVIEW

CLOSING GAME ROSTER *vs. New York Rangers (away 4/1/84)*

1	Ed Staniowski	G	**14**	Greg Malone	C	**22**	Doug Sulliman	RW	**30**	Greg Millen	G
3	Joel Quenneville	D	**15**	Dave Tippett	LW	**24**	Chris Kotsopoulos	D	**32**	Torrie Robertson	LW
8	Risto Siltanen	D	**16**	Sylvain Turgeon	LW	**25**	Bob Crawford	RW	**33**	Mark Fusco	D
10	Ron Francis	C	**17**	Ray Neufeld	RW	**26**	Tony Currie	RW	**34**	Jack Brownschidle	D
12	Mark Johnson	C	**20**	Mike Zuke	C	**27**	Marty Howe	D	**38**	Randy Pierce	LW

FINAL ADAMS DIVISION STANDINGS

	GP	W	L	T	GF	GA	PTS
BOSTON	80	49	25	6	336	261	104
BUFFALO	80	48	25	7	315	257	103
QUEBEC	80	42	28	10	360	278	94
MONTREAL	80	35	40	5	286	295	75
HARTFORD*	80	28	42	10	288	320	66

*Whalers were most improved team in NHL from 82-83 with 21-point jump, but did not make playoffs.

COMPLETE RESULTS *(*Overtime)*

DATE	W/L	SCORE		OPP.	DATE	W/L	SCORE		OPP.
10/5	L	3-5	at	BUF	1/10	W	6-3	at	MIN
10/8	W	4-3		BOS	1/13	T	3-3*	at	CGY
10/9	L	1-4	at	BOS	1/15	L	0-5	at	VAN
10/13	T	4-4*		QUE	1/17	T	3-3*		NJ
10/15	W	6-4	at	PIT	1/19	L	2-3		MTL
10/19	W	3-0		WSH	1/21	L	0-2		BOS
10/22	L	2-5		BUF	1/24	T	7-7*	at	MTL
10/25	W	8-5	at	LA	1/26	L	2-6		WIN
10/28	L	4-5*	at	VAN	1/28	L	0-3	at	QUE
10/30	L	1-6	at	CHI	1/29	T	5-5*		QUE
11/1	L	2-6	at	MTL	2/1	T	6-6*	at	DET
11/2	W	5-4		NJH	2/4	W	7-3	at	STL
11/5	W	2-1		LA	2/5	W	4-3	at	CHI
11/6	L	2-4	at	PHI	2/7	W	4-1		DET
11/8	W	6-4		MIN	2/11	L	3-6		CGY
11/12	W	6-1		CHI	2/12	W	11-0		EDM
11/15	L	4-6	at	NYI	2/14	L	3-5		MTL
11/17	L	2-4		QUE	2/16	L	5-6*	at	NJ
11/19	T	4-4*	at	QUE	2/18	W	8-2	at	TOR
11/23	L	3-4		MTL	2/19	L	2-5	at	BUF
11/26	W	4-3*		NYR	2/23	W	3-2		BUF
11/30	L	2-6		VAN	2/25	W	9-7		PHI
12/3	W	7-2		STL	2/26	L	3-4		WSH
12/4	W	6-5	at	PHI	3/3	T	3-3*	at	BOS
12/6	L	1-4	at	MTL	3/4	W	6-4		BOS
12/8	L	6-8		TOR	3/7	L	2-4	at	WSH
12/10	T	5-5*		WIN	3/8	L	2-3	at	MTL
12/13	L	2-3	at	PIT	3/11	L	3-4*	at	BUF
12/15	L	2-4	at	BOS	3/13	L	0-2	at	STL
12/17	L	1-4		BUF	3/15	W	5-3		TOR
12/20	L	2-7		BOS	3/17	L	2-4		PIT
12/21	W	6-3	at	BUF	3/18	W	5-4		NYI
12/23	W	5-3		MIN	3/20	L	1-4	at	CGY
12/26	L	1-2		MTL	3/21	L	3-5	at	EDM
12/27	L	3-7	at	QUE	3/24	W	3-2*	at	QUE
12/30	L	3-9		LA	3/25	T	6-6*		QUE
1/3	L	1-7	at	DET	3/27	W	4-1		BUF
1/5	W	4-2		NYI	3/29	L	3-4	at	BOS
1/7	L	3-5	at	EDM	3/31	W	5-3		NYR
1/8	L	3-4	at	WIN	4/1	L	0-2	at	NYR

MAJOR TRADES

06/05/83 – Obtained Joel Quenneville and Richie Dunn from CGY for Mickey Volcan.

10/03/83 – Selected Mike Zuke, Bob Crawford and Mike Crombeen from STL in the Waiver Draft.

10/03/83 – Obtained Torrie Robertson from WSH for Greg Adams.

02/27/84 – Obtained Scot Kleinendorst from NYR for Blaine Stoughton.

FINAL STATISTICS *(Whalers games only)*

	SCORING								
PLAYER	GP	G	A	PTS	PIM	PP	SH	GW	GT
MARK JOHNSON	79	35	52	87	27	13	1	2	2
RON FRANCIS	72	23	60	83	45	5	0	5	1
SYLVAIN TURGEON	76	40	32	72	55	18	0	3	11
RAY NEUFELD	80	27	42	69	97	5	0	5	1
BOB CRAWFORD	80	36	25	61	32	5	0	3	0
GREG MALONE	78	17	37	54	56	3	0	2	0
RISTO SILTANEN	75	15	38	53	34	12	0	0	0
BLAINE STOUGHTON	54	23	14	37	4	7	0	2	1
MIKE ZUKE	75	6	23	29	36	1	0	0	0
TONY CURRIE	32	12	16	28	4	6	0	2	0
RICHIE DUNN	63	5	20	25	30	0	0	0	0
NORM DUPONT	40	7	15	22	12	2	0	0	0
TORRIE ROBERTSON	66	7	14	21	198	0	0	2	0
DOUG SULLIMAN	67	6	12	18	20	0	0	0	0
CHRIS KOTSOPOULOS	72	5	13	18	118	3	0	0	0
DAN BOURBONNAIS	35	0	16	16	0	0	0	0	0
JOEL QUENNEVILLE	80	5	8	13	95	0	2	0	0
MARTY HOWE	69	0	11	11	34	0	0	0	0
RANDY PIERCE	17	6	3	9	9	0	1	0	0
ED HOSPODAR	59	0	9	9	163	0	0	0	0
STEVE STOYANOVICH	23	3	5	8	11	0	0	1	0
DAVE TIPPETT	17	4	2	6	2	0	1	0	0
MIKE CROMBEEN	56	1	4	5	25	0	0	0	0
JACK BROWNSCHIDLE	13	2	2	4	10	0	0	1	0
MARK FUSCO	17	0	4	4	2	0	0	0	0
PAUL LAWLESS	6	0	3	3	0	0	0	0	0
GREG MILLEN	60	0	3	3	10	0	0	0	0
MARK PATERSON	9	2	0	2	4	0	0	0	0
ROSS YATES	7	1	1	2	4	0	0	0	0
PAUL MacDERMID	3	0	1	1	0	0	0	0	0
BOB HESS	3	0	0	0	0	0	0	0	0
MIKE VEISOR	4	0	0	0	0	0	0	0	0
GERRY McDONALD	5	0	0	0	4	0	0	0	0
REID BAILEY	12	0	0	0	25	0	0	0	0
ED STANIOWSKI	18	0	0	0	2	0	0	0	0

	GOALTENDING					
PLAYER	GP	MINS	GA	GAA	SO	W-L-T
GREG MILLEN	60	3576	221	3.71	2	21-30-9
ED STANIOWSKI	18	1040	74	4.27	0	6-9-1
MIKE VEISOR	4	240	20	5.00	0	1-3-0

SEASON HIGHLIGHTS

- Emile Francis hired as Whalers general manager – May 2, 1983.
- Whalers, picking second overall, choose Sylvain Turgeon in the June NHL Entry Draft.
- Jack Evans is named head coach and Claude LaRose is named assistant coach – July 7, 1983.
- Whalers trounce Edmonton 11-0 as Ron Francis scores four goals – February 12, 1984.
- Whalers finish 21 points better than 1982-83, the best improvement in the league.
- Whalers drop goals against total from 403 to 320.
- Sylvain Turgeon named to NHL All-Rookie Team – May 16, 1984.

CLOSING GAME ROSTER *vs. Quebec Nordiques (away 4/3/83)*

4	Mickey Volcan	D	**11**	Paul Lawless	LW	**20**	Merlin Malinowski	C/LW
5	Pierre Lacroix	D	**12**	Mark Johnson	C	**21**	Blaine Stoughton	RW
7	Russ Anderson	D	**14**	Michel Galarneau	C	**22**	Doug Sulliman	RW
8	Risto Siltanen	D	**17**	Ray Neufeld	RW	**23**	Ed Hospodar	D
10	Ron Francis	C	**18**	Greg Adams	LW	**24**	Chris Kotsopoulos	D

20	Merlin Malinowski	C/LW	**25**	Mark Renaud	D
21	Blaine Stoughton	RW	**30**	Greg Millen	G
22	Doug Sulliman	RW	**31**	Mike Veisor	G
23	Ed Hospodar	D	**33**	Mike McDougal	RW
24	Chris Kotsopoulos	D	**34**	Randy Gilhen	RW

FINAL ADAMS DIVISION STANDINGS

	GP	W	L	T	GF	GA	PTS
BOSTON	80	50	20	10	327	228	110
MONTREAL	80	42	24	14	350	286	98
BUFFALO	80	38	29	13	318	285	89
QUEBEC	80	34	34	12	343	336	80
HARTFORD*	80	19	54	7	261	403	45

*Did not make playoffs.

COMPLETE RESULTS

DATE	W/L	SCORE		OPP.	DATE	W/L	SCORE		OPP.
10/6	L	1-2	at	MTL	1/8	L	4-7		PHI
10/9	L	4-5		BOS	1/9	L	4-8	at	PHI
10/10	T	4-4	at	BUF	1/11	L	4-8	at	MTL
10/14	T	4-4		EDM	1/13	W	4-2		MTL
10/16	W	6-5		VAN	1/15	W	2-1		NJ
10/20	L	2-4	at	EDM	1/18	L	1-8	at	NYI
10/21	L	3-10	at	CGY	1/20	L	3-4	at	LA
10/23	W	5-3	at	LA	1/22	L	2-7	at	MIN
10/26	L	1-8	at	VAN	1/23	L	2-4	at	CHI
10/30	L	2-4		DET	1/27	W	5-2		QUE
11/2	L	6-7		MIN	1/29	T	2-2		WIN
11/4	W	5-2	at	BOS	2/1	L	3-12	at	QUE
11/6	L	2-5		BUF	2/2	L	1-7	at	TOR
11/7	L	2-6	at	WSH	2/5	L	4-7	at	BOS
11/10	W	7-5		QUE	2/9	L	5-6		DET
11/13	W	5-2		STL	2/12	W	4-2	at	NYI
11/16	L	1-7		MTL	2/13	W	5-3		TOR
11/17	L	3-4	at	PIT	2/15	L	2-5		LA
11/20	T	4-4		CGY	2/17	W	4-1		MTL
11/24	L	2-4		BUF	2/19	L	2-4		CHI
11/26	L	3-4		CHI	2/20	L	2-7	at	DET
11/27	L	0-8	at	BOS	2/23	L	3-11	at	NYR
12/1	L	1-6	at	NYR	2/25	L	3-5	at	WIN
12/3	L	4-5	at	NJ	2/27	L	3-4		BOS
12/4	W	5-2		NYR	3/1	L	5-6		BUF
12/6	L	2-11	at	MTL	3/5	L	3-10	at	QUE
12/8	W	7-4		MTL	3/6	L	3-7		QUE
12/11	W	7-4		PHI	3/8	L	4-9		EDM
12/12	W	3-1	at	BUF	3/10	W	3-0	at	NJ
12/14	T	3-3	at	MIN	3/12	L	2-7		PIT
12/17	W	2-0	at	WIN	3/15	L	1-5	at	MTL
12/18	L	4-7	at	STL	3/16	L	4-5	at	WSH
12/21	L	2-3		PIT	3/20	T	2-2		CGY
12/23	L	1-5		BOS	3/22	L	1-4		STL
12/26	L	2-3		NYI	3/23	L	3-8	at	BUF
12/28	L	1-4	at	QUE	3/26	L	4-7	at	BOS
12/30	T	4-4		WSH	3/27	W	5-1		BOS
1/1	L	5-7	at	TOR	3/29	W	5-4		BUF
1/2	L	4-8	at	BUF	4/2	L	4-5		QUE
1/6	L	4-6		VAN	4/3	L	5-6	at	QUE

MAJOR TRADES

08/19/82 – Obtained Ken Linseman, Greg Adams and Philadelphia's first-round 1983 draft pick (David A. Jensen) for Mark Howe and third-round 1983 draft pick. On same day, Whalers obtained Risto Siltanen and Brent Loney from Edmonton for Ken Linseman and Don Nachbaur.

10/01/82 – Obtained Mark Johnson and Kent-Erik Andersson from Minnesota for Jordy Douglas and a fifth-round 1984 draft pick (Jiri Poner).

FINAL STATISTICS *(Whalers games only)*

SCORING

PLAYER	GP	G	A	PTS	PIM	PP	SH	GW	GT
RON FRANCIS	79	31	59	90	60	4	2	4	0
BLAINE STOUGHTON	72	45	31	76	27	10	0	8	0
MARK JOHNSON	73	31	38	69	28	5	3	5	1
RAY NEUFELD	80	26	31	57	86	4	0	1	1
DOUG SULLIMAN	77	22	19	41	14	8	0	0	0
PIERRE LAROUCHE	38	18	22	40	8	4	0	0	1
BOB SULLIVAN	62	18	19	37	18	5	0	0	0
PIERRE LACROIX	56	6	25	31	18	1	0	0	0
MARK RENAUD	77	3	28	31	37	1	0	0	0
CHRIS KOTSOPOULOS	68	6	24	30	125	3	0	0	0
RISTO SILTANEN	74	5	25	30	28	3	0	0	0
MERLIN MALINOWSKI	75	5	23	28	16	1	0	0	0
GREG ADAMS	79	10	13	23	216	1	0	1	0
MIKE McDOUGAL	55	8	10	18	43	0	0	0	0
MICKEY VOLCAN	68	4	13	17	73	0	0	0	0
PAUL LAWLESS	47	6	9	15	4	1	0	0	0
WARREN MILLER	56	1	10	11	15	0	0	0	0
GEORGE LYLE	16	4	6	10	8	0	1	0	1
ED HOSPODAR	72	1	9	10	199	0	0	0	0
MICHEL GALARNEAU	38	5	4	9	21	0	0	0	0
RUSS ANDERSON	57	0	6	6	171	0	0	0	0
DAN FRIDGEN	11	2	2	4	2	0	0	0	0
ARCHIE HENDERSON	15	2	1	3	64	0	0	0	0
PAUL MARSHALL	13	1	2	3	0	0	0	0	0
GREG MILLEN	60	0	2	2	8	0	0	0	0
STEWART SMITH	18	1	0	1	25	0	0	0	0
RANDY GILHEN	2	0	1	1	0	0	0	0	0
MIKE HOFFMAN	2	0	1	1	0	0	0	0	0
BLAKE WESLEY	22	0	1	1	46	0	0	0	0
MARK PATERSON	2	0	0	0	0	0	0	0	0
JEFF BROWNSCHIDLE	4	0	0	0	0	0	0	0	0
RICK MEAGHER	4	0	0	0	0	0	0	0	0
PAUL MacDERMID	7	0	0	0	2	0	0	0	0
MIKE VEISOR	23	0	0	0	2	0	0	0	0

GOALTENDING

PLAYER	GP	MINS	GA	GAA	SO	W-L-T
GREG MILLEN	60	3506	282	4.83	1	14-38-6
MIKE VEISOR	23	1277	118	5.54	1	5-16-1

SEASON HIGHLIGHTS

- Whalers adopt long-pants look.
- Larry Kish named head coach – June 2, 1982.
- Blaine Stoughton suspended for the first eight games due to a preseason stick infraction.
- Larry Kish fired and replaced by Larry Pleau – January 15, 1983.
- John Cunniff coaches last eight Whalers games as Larry Pleau suffers from blood disorder.

1981-82 IN REVIEW

CLOSING GAME ROSTER *vs. Boston Bruins (away 4/4/82)*

3	Paul Shmyr	D	**11**	Jordy Douglas	LW	**23**	Paul MacDermid	RW	30	Greg Millen	C
4	Ron Francis	C	**14**	Dave Keon	C	**25**	Mark Renaud	D	31	Mike Veisor	G
5	Mark Howe	D	**20**	Rick Meagher	C	**26**	Don Nachbaur	LW	32	Dan Fridgen	LW
6	Blake Wesley	D	**21**	Blaine Stoughton	RW	**27**	Warren Miller	RW	33	Jeff Brownschidle	D
8	Gary Howatt	LW	**22**	Doug Sulliman	RW	**28**	Pierre Larouche	C			

FINAL ADAMS DIVISION STANDINGS

	GP	W	L	T	GF	GA	PTS
MONTREAL	80	46	17	17	360	223	109
BOSTON	80	43	27	10	323	285	96
BUFFALO	80	39	26	15	307	273	93
QUEBEC	80	33	31	16	356	345	82
HARTFORD*	80	21	41	18	264	351	60

*Did not make playoffs.

COMPLETE RESULTS

DATE	W/L	SCORE		OPP.	DATE	W/L	SCORE		OPP.
10/6	L	5-6	at	QUE	1/9	L	2-3		BUF
10/8	T	5-5	at	MTL	1/11	L	2-6	at	QUE
10/10	T	1-1		BOS	1/16	T	3-3	at	BOS
10/15	L	2-7		MTL	1/17	L	1-7	at	BUF
10/17	W	8-1		DET	1/20	W	4-2		QUE
10/21	L	2-5	at	EDM	1/23	T	2-2	at	DET
10/23	T	2-2	at	VAN	1/25	W	6-5	at	CHI
10/24	L	3-7	at	CGY	1/27	W	3-1		CGY
10/29	T	6-6		NYI	1/30	W	3-2		BOS
10/31	T	2-2		CHI	1/31	T	4-4		QUE
11/1	L	1-4	at	BOS	2/2	W	5-3	at	LA
11/4	L	1-4		VAN	2/5	T	4-4	at	COL
11/7	W	4-2		MIN	2/6	W	4-2	at	STL
11/8	T	2-2	at	BUF	2/10	T	3-3	at	PIT
11/11	T	4-4		EDM	2/13	L	2-3		NYR
11/12	L	3-5	at	PHI	2/14	L	1-9		NYI
11/14	L	0-4		WSH	2/16	L	2-7	at	CGY
11/18	W	8-5		TOR	2/19	L	4-7	at	EDM
11/19	L	1-6	at	BOS	2/20	L	2-4	at	VAN
11/21	L	3-7	at	QUE	2/22	L	7-8	at	MIN
11/25	T	3-3		QUE	2/24	W	4-3		BOS
11/28	W	6-2		WSH	2/27	L	1-7	at	WSH
11/29	L	3-6	at	MTL	2/28	L	0-5		MTL
12/2	W	5-3	at	TOR	3/3	T	3-3	at	BUF
12/4	L	2-4		BUF	3/6	T	2-2		BUF
12/6	W	5-3	at	NYR	3/7	W	7-6		LA
12/9	W	5-1		STL	3/10	W	6-2		WIN
12/12	L	2-4		COL	3/13	L	0-5	at	MTL
12/13	L	1-6	at	CHI	3/14	L	3-4		COL
12/16	L	1-6		MTL	3/16	W	7-5	at	QUE
12/19	T	5-5		LA	3/18	W	4-1		BUF
12/20	L	2-8	at	BUF	3/20	L	2-5		PHI
12/22	W	3-2	at	DET	3/21	L	3-5	at	PHI
12/26	L	6-9		BOS	3/24	T	3-3		QUE
12/27	W	7-3		TOR	3/27	L	4-5	at	NYI
12/29	L	1-6	at	STL	3/28	L	2-5		MIN
12/30	W	6-1	at	WIN	3/30	L	4-6	at	MTL
1/2	L	4-9	at	PIT	3/31	L	1-5		MTL
1/3	L	4-6		PIT	4/3	T	3-3		NYR
1/6	L	4-5		WIN	4/4	L	2-7	at	BOS

MAJOR TRADES

06/15/81 – Greg Millen signed as a free agent from PIT.

06/29/81 – Pat Boutette and Kevin McClelland awarded to PIT as compensation for Greg Millen.

10/02/81 – Obtained Garry Howatt from NYI for a fifth-round 1983 draft pick (Bob Caufield).

10/02/81 – Obtained Doug Sulliman, Chris Kotsopoulos and Gerry McDonald from NYR for Mike Rogers.

12/21/81 – Obtained Pierre Larouche from MTL for a flip-flop of first-round picks in 1984, Hartford's second pick in 1984 and a switch of third-round positions in 1985.

FINAL STATISTICS *(Whalers games only)*

	SCORING								
PLAYER	GP	G	A	PTS	PIM	PP	SH	GW	GT
BLAINE STOUGHTON	80	52	39	91	57	13	1	4	4
DOUG SULLIMAN	77	29	40	69	39	5	0	4	0
RON FRANCIS	59	25	43	68	51	12	0	1	1
MARK HOWE	76	8	45	53	18	3	0	1	0
PIERRE LAROUCHE	45	25	25	50	12	11	1	1	1
GARRY HOWATT	80	18	32	50	242	1	0	2	0
RICK MEAGHER	65	24	19	43	51	2	1	2	2
CHRIS KOTSOPOULOS	68	13	20	33	147	5	0	1	1
BLAKE WESLEY	78	9	18	27	123	3	0	1	0
DON NACHBAUR	77	5	21	26	117	0	0	0	1
WARREN MILLER	74	10	12	22	68	1	1	0	1
RICK MacLEISH	34	6	16	22	16	4	0	0	0
DAVE KEON	78	8	11	19	6	0	1	1	0
MARK RENAUD	48	1	17	18	39	0	0	0	0
JORDY DOUGLAS	30	10	7	17	44	4	0	2	0
GEORGE LYLE	14	2	12	14	9	1	0	0	0
DAN BOURBONNAIS	24	3	9	12	11	0	0	0	0
PAUL SHMYR	66	1	11	12	134	0	0	0	0
RAY NEUFELD	19	4	3	7	4	1	0	0	0
MICKEY VOLCAN	26	1	5	6	29	1	0	0	0
JACK McILHARGEY	50	1	5	6	60	0	0	0	0
NORM BARNES	20	1	4	5	19	0	0	0	1
DON GILLEN	34	1	4	5	22	0	0	0	0
GREG MILLEN	55	0	5	5	2	0	0	0	0
TOM ROWE	21	4	0	4	36	1	1	0	0
RUSS ANDERSON	25	1	3	4	85	0	0	1	0
MARTY HOWE	13	0	4	4	2	0	0	0	0
STEWART SMITH	17	0	3	3	15	0	0	0	0
ROB McCLANAHAN	17	0	3	3	11	0	0	0	0
RANDY MacGREGOR	2	1	1	2	2	0	0	0	0
PAUL MacDERMID	3	1	0	1	2	0	0	0	0
GILLES LUPIEN	1	0	1	1	2	0	0	0	0
MIKE FIDLER	2	0	1	1	0	0	0	0	0
DAN FRIDGEN	2	0	1	1	0	0	0	0	0
JEFF BROWNSCHIDLE	3	0	1	1	2	0	0	0	0
MIKE VEISOR	13	0	1	1	0	0	0	0	0
JOHN GARRETT	16	0	1	1	2	0	0	0	0
MIKE McDOUGAL	3	0	0	0	0	0	0	0	0
GERRY McDONALD	3	0	0	0	0	0	0	0	0
GLENN MERKOSKY	7	0	0	0	2	0	0	0	0
MICHEL GALARNEAU	10	0	0	0	4	0	0	0	0

	GOALTENDING					
PLAYER	GP	MINS	GA	GAA	SO	W-L-T
JOHN GARRETT	16	897	63	4.21	0	5-6-4
GREG MILLEN	55	3195	229	4.30	0	11-30-12
MIKE VEISOR	13	701	53	4.54	0	5-5-2

SEASON HIGHLIGHTS

- Rick Ley, battling severe knee injuries, retires – September 9, 1981.
- Whalers recall first-round draft pick Ron Francis from the Sault Ste. Marie Greyhounds – November 14, 1981.
- Rick Ley's #2 retired – December 26, 1981.
- Whalers reel off a 6-0-4 streak between January 20 and February 10.
- Dave Keon announces retirement at conclusion of the season.
- Blaine Stoughton tops the 50-goal mark for the second time in his NHL career.

CLOSING GAME ROSTER *vs. Pittsburgh Penguins (home 4/5/81)*

1	Mike Veisor	G	**15**	Dave Debol	C	**23**	Gilles Lupien	D	**31**	Mike Fidler	LW
3	Al Sims	D	**17**	Mike Rogers	C	**24**	Kevin Kemp	D	**33**	Stuart Smith	D
5	Mark Howe	D	**20**	Rick Meagher	C	**25**	Norm Barnes	D	**35**	John Garrett	G
12	Tom Rowe	RW	**21**	Blaine Stoughton	RW	**26**	Don Nachbaur	LW			
14	Dave Keon	C	**22**	Jeff Brubaker	LW	**27**	Warren Miller	RW			

FINAL NORRIS DIVISION STANDINGS

	GP	W	L	T	GF	GA	PTS
MONTREAL	80	45	22	13	332	232	103
LOS ANGELES	80	43	24	13	337	290	99
PITTSBURGH	80	30	37	13	302	345	73
HARTFORD*	80	21	41	18	292	372	60
DETROIT	80	19	43	18	252	339	56

*Did not make playoffs.

COMPLETE RESULTS

DATE	W/L	SCORE		OPP.	DATE	W/L	SCORE		OPP.
10/9	L	6-8	at	STL	1/10	W	5-3	at	WPG
10/11	L	3-9	at	MIN	1/12	L	2-5		STL
10/12	T	3-3	at	BUF	1/14	L	4-5		LA
10/15	W	5-2	at	PIT	1/17	L	2-3		CHI
10/18	W	4-2		DET	1/18	L	2-3	at	WSH
10/19	T	3-3		NYI	1/21	T	6-6		STL
10/22	W	3-0		COL	1/23	L	2-4		CGY
10/25	W	4-2		QUE	1/24	L	4-7	at	TOR
10/26	L	1-6	at	PHI	1/28	W	6-3		COL
10/29	W	5-3		DET	1/30	T	5-5		TOR
10/30	L	2-8	at	MTL	1/31	L	3-5		BUF
11/1	T	4-4		VAN	2/2	L	2-4	at	QUE
11/5	L	1-6	at	STL	2/4	T	3-3		BOS
11/6	T	3-3	at	COL	2/7	L	2-6		CHI
11/8	L	4-5		PHI	2/8	T	6-6	at	PHI
11/12	L	1-5		MIN	2/12	T	2-2	at	DET
11/15	L	4-8		WSH	2/14	L	4-7	at	MIN
11/16	L	3-7	at	NYR	2/15	T	4-4	at	CHI
11/20	L	0-5	at	NYI	2/18	T	3-3		WPG
11/22	W	4-3		VAN	2/19	L	2-6	at	PIT
11/23	L	3-11	at	CHI	2/22	W	6-5		NYR
11/26	W	8-4		WPG	2/25	W	3-2		MIN
11/28	W	6-4		EDM	2/27	L	1-5	at	CGY
11/29	L	2-5		BUF	3/1	L	0-3	at	VAN
12/2	L	2-5	at	LA	3/3	L	4-5	at	COL
12/3	T	4-4	at	VAN	3/6	W	5-3	at	BUF
12/6	W	5-3	at	CGY	3/8	L	4-5		CGY
12/7	L	4-6	at	EDM	3/10	T	4-4	at	DET
12/10	W	8-5	at	WPG	3/11	L	2-5		WSH
12/13	T	5-5		LA	3/14	L	2-6	at	NYR
12/17	W	5-4		BOS	3/15	L	2-4	at	BOS
12/20	T	4-4	at	BOS	3/18	W	9-3		MTL
12/21	L	5-6	at	QUE	3/21	L	4-6		NYR
12/23	W	7-2	at	TOR	3/22	T	3-3		TOR
12/26	W	9-7		PIT	3/25	L	2-7		EDM
12/27	T	5-5		NYI	3/27	W	5-3	at	WSH
1/2	L	1-3		MTL	3/29	L	1-4		PHI
1/3	L	1-8	at	NYI	4/1	W	5-4		QUE
1/7	L	3-5	at	LA	4/3	L	1-6	at	MTL
1/9	T	6-6	at	EDM	4/5	L	4-5		PIT

MAJOR TRADES

06/05/80 – Obtained Rick Meagher from MTL for flip-flop of draft positions in third and fifth rounds in 1981.

11/21/80 – Obtained Norm Barnes and Jack McIlhargey from PHI for a second-round draft pick in 1982 (Peter Ihnacek).

12/16/80 – Obtained Mike Fidler from MIN for Gordie Roberts.

FINAL STATISTICS *(Whalers games only)*

SCORING

PLAYER	GP	G	A	PTS	PIM	PP	SH	GW	GT
MIKE ROGERS	80	40	65	105	32	10	4	1	0
PAT BOUTETTE	80	28	52	80	160	8	2	3	1
BLAINE STOUGHTON	71	43	30	73	56	10	2	6	1
MARK HOWE	63	19	46	65	54	7	2	3	0
AL SIMS	80	16	36	52	68	5	0	1	0
DAVE KEON	80	13	34	47	26	2	0	1	0
WARREN MILLER	77	22	22	44	37	3	3	1	0
TOM ROWE	74	13	28	41	190	1	0	1	0
DON NACHBAUR	77	16	17	33	139	2	0	1	0
DAVE DEBOL	44	14	12	26	70	2	0	0	1
JORDY DOUGLAS	55	13	9	22	29	3	0	1	0
MIKE FIDLER	38	9	9	18	4	2	0	0	0
RICK MEAGHER	27	7	10	17	19	0	0	0	0
THOMMY ABRAHAMSSON	32	6	11	17	16	4	0	1	0
RAY NEUFELD	52	5	10	15	44	0	0	0	0
BERNIE JOHNSTON	25	4	11	15	8	0	0	0	0
GORDIE ROBERTS	27	2	11	13	81	1	0	0	0
MICKEY VOLCAN	49	2	11	13	26	0	0	0	0
NORM BARNES	54	1	10	11	82	0	0	0	0
JEFF BRUBAKER	43	5	3	8	93	0	0	0	0
MICHEL GALARNEAU	30	2	6	8	9	0	0	1	0
STUART SMITH	38	1	7	8	55	0	0	0	0
NICK FOTIU	42	4	3	7	79	0	0	0	0
JACK McILHARGEY	48	1	6	7	142	0	0	0	0
GILLIES LUPIEN	20	2	4	6	39	0	0	0	0
STEVE ALLEY	8	2	2	4	11	0	0	0	0
RICK LEY	16	0	2	2	20	0	0	0	0
MARK RENAUD	4	1	0	1	0	0	0	0	0
RAY ALLISON	6	1	0	1	0	0	0	0	0
MARTY HOWE	12	0	1	1	25	0	0	0	0
JOHN GARRETT	54	0	1	1	2	0	0	0	0
KEN HOLLAND	1	0	0	0	0	0	0	0	0
KEVIN KEMP	3	0	0	0	4	0	0	0	0
KEVIN ARTHUR	3	0	0	0	0	0	0	0	0
MIKE VEISOR	29	0	0	0	0	0	0	0	0

GOALTENDING

PLAYER	GP	MINS	GA	GAA	SO	W-L-T
MIKE VEISOR	29	1580	118	4.48	1	6-13-6
JOHN GARRETT	54	3145	241	4.60	0	15-27-12
KEN HOLLAND	1	60	7	7.00	0	0-1-0

SEASON HIGHLIGHTS

- Blaine Stoughton sits out the first eight games in a contract dispute.
- Gordie Howe's #9 retired – February 18, 1981.
- Larry Pleau replaces fired head coach Don Blackburn – February 20, 1981.
- Pleau replaces fired Jack Kelley as director of hockey operations – April 1, 1981.
- Mike Rogers records second straight 100-point campaign.

1979-80 IN REVIEW

CLOSING GAME ROSTER *vs. Montreal Canadiens (away 4/11/80)*

1	Al Smith	G	**9**	Gordie Howe	C	**16**	Bobby Hull	LW	**25**	Steve Alley	LW
3	Al Sims	D	**10**	Ray Neufeld	RW	**17**	Mike Rogers	D	**28**	Pat Boutette	LW
5	Mark Howe	D	**12**	Tom Rowe	RW	**18**	Marty Howe	D	**32**	Larry Giroux	D
7	Gordie Roberts	D	**14**	Dave Keon	C	**23**	Nick Fotiu	LW	**35**	John Garrett	G
8	Ray Allison	RW	**15**	Dave Debol	C	**24**	Bernie Johnston	LW			

FINAL NORRIS DIVISION STANDINGS

	GP	W	L	T	GF	GA	PTS
MONTREAL	80	47	20	13	328	240	107
LOS ANGELES	80	30	36	14	290	313	74
PITTSBURGH	80	30	37	13	251	303	73
HARTFORD*	80	27	34	19	303	312	73
DETROIT	80	26	43	11	268	306	63

*Lost to Montreal in first round of playoffs 3-0.

COMPLETE RESULTS

DATE	W/L	SCORE		OPP.	DATE	W/L	SCORE		OPP.
10/11	L	1-4	at	MIN	1/17	W	7-1		PIT
10/13	T	3-3	at	PIT	1/19	W	5-3		CHI
10/14	T	3-3	at	CHI	1/21	W	7-2		WIN
10/17	L	1-3	at	BUF	1/24	L	2-7		MTL
10/19	W	6-3		LA	1/26	L	2-3	at	NYI
10/20	L	1-6	at	NYI	1/28	W	6-1		ATL
10/24	T	2-2	at	QUE	1/30	W	8-2		BOS
10/26	L	1-2		NYI	2/2	L	3-5	at	ATL
10/28	T	2-2	at	NYR	2/3	W	5-3		NYI
10/31	W	4-2	at	TOR	2/6	W	7-3		LA
11/2	W	5-3		TOR	2/8	T	4-4		COL
11/6	W	7-2	at	COL	2/10	L	2-6		MIN
11/9	L	2-4		CHI	2/12	T	5-5		VAN
11/11	T	5-5	at	CHI	2/15	W	5-4		WIN
11/14	L	2-3	at	WIN	2/16	L	3-5	at	TOR
11/17	W	4-0		EDM	2/18	W	6-4		NYR
11/18	L	4-5	at	BOS	2/19	W	6-2		EDM
11/21	W	5-3		BUF	2/23	W	6-5	at	ATL
11/24	T	4-4		QUE	2/26	L	5-9	at	QUE
11/25	W	4-2		ATL	2/27	L	3-6		BOS
11/27	L	2-6	at	PHI	2/29	W	3-0		STL
11/30	W	7-5		PIT	3/1	W	6-3	at	STL
12/1	T	4-4	at	MTL	3/6	L	3-4	at	BUF
12/4	T	3-3	at	WSH	3/8	L	5-9	at	WSH
12/7	L	4-7		NYR	3/9	T	1-1	at	BOS
12/9	L	0-3	at	EDM	3/12	T	4-4	at	DET
12/11	L	3-5	at	VAN	3/13	W	3-1		VAN
12/12	L	4-7	at	LA	3/15	W	4-1		COL
12/15	L	5-6	at	COL	3/16	L	1-6		MIN
12/19	W	5-4		WSH	3/19	T	5-5		MTL
12/22	L	2-4		BUF	3/21	T	5-5		PHI
12/23	L	2-4	at	PHI	3/22	T	5-5	at	MTL
12/26	T	4-4		PHI	3/24	L	5-7		STL
12/29	L	0-3	at	STL	3/26	L	0-7	at	WIN
1/2	T	3-3	at	EDM	3/28	T	4-4	at	VAN
1/4	L	3-6		WSH	3/29	T	2-2	at	LA
1/6	L	1-2		DET	4/1	L	4-5		TOR
1/7	L	2-5	at	NYR	4/2	L	4-6	at	PIT
1/9	L	2-6	at	MIN	4/4	W	9-2		QUE
1/12	W	6-4	at	DET	4/6	W	5-3		DET

MAJOR TRADES

12/24/79 – Obtained Pat Boutette from TOR for Bob Stephenson.
01/17/80 – Obtained Tom Rowe from WSH for Alan Hangsleben.
02/27/80 – Obtained Bobby Hull from WPG for future considerations.

FINAL STATISTICS *(Whalers games only)*

	SCORING								
PLAYER	GP	G	A	PTS	PIM	PP	SH	GW	GT
MIKE ROGERS	80	44	61	105	10	3	2	0	0
BLAINE STOUGHTON	80	56	44	100	16	16	2	9	3
MARK HOWE	74	24	56	80	20	5	2	3	1
DAVE KEON	76	10	52	62	10	0	0	0	0
JORDY DOUGLAS	77	33	24	57	39	5	0	5	1
PAT BOUTETTE	47	13	31	44	75	3	0	0	0
GORDIE HOWE	80	15	26	41	42	2	0	0	1
AL SIMS	76	10	31	41	30	2	0	1	1
GORDIE ROBERTS	80	8	28	36	89	1	0	1	0
GREG CARROLL	71	13	19	32	24	0	1	2	0
RAY ALLISON	64	16	12	28	13	0	0	2	1
DAVE DEBOL	48	12	14	26	4	0	0	1	0
BERNIE JOHNSTON	32	8	13	21	8	0	0	0	0
RICK LEY	65	4	16	20	92	0	0	1	0
NICK FOTIU	74	10	8	18	107	0	0	0	0
ALAN HANGSLEBEN	37	3	15	18	69	0	0	1	0
ANDRE LACROIX	29	3	14	17	2	1	0	0	0
TOM ROWE	20	6	4	10	30	1	0	1	0
RON PLUMB	26	3	4	7	14	0	0	0	0
BOBBY HULL	9	2	5	7	0	1	0	0	0
LARRY GIROUX	47	2	5	7	44	0	0	0	1
BILL BENNETT	24	3	3	6	63	2	0	0	0
TIM SHEEHY	12	2	1	3	0	0	0	0	0
JIM WARNER	32	0	3	3	32	0	0	0	0
STEVE ALLEY	7	1	1	2	0	0	0	0	0
BRIAN HILL	19	1	1	2	4	0	0	0	1
MARK RENAUD	13	0	2	2	4	0	0	0	0
JOHN GARRETT	52	0	2	2	12	0	0	0	0
RAY NEUFELD	8	1	0	1	0	0	0	0	0
JEFF BRUBAKER	3	0	1	1	2	0	0	0	0
BOB STEPHENSON	4	0	1	1	0	0	0	0	0
MIKE ANTONOVICH	5	0	1	1	2	0	0	0	0
MARTY HOWE	6	0	1	1	4	0	0	0	0
CHUCK LUKSA	8	0	1	1	4	0	0	0	0
AL SMITH	30	0	1	1	10	0	0	0	0
JEAN SAVARD	1	0	0	0	0	0	0	0	0
STUART SMITH	4	0	0	0	0	0	0	0	0
RICK HODGSON	6	0	0	0	6	0	0	0	0
MAYNARD SCHURMAN	7	0	0	0	0	0	0	0	0

	GOALTENDING					
PLAYER	GP	MINS	GA	GAA	SO	W-L-T
AL SMITH	30	1754	107	3.66	2	11-10-8
JOHN GARRETT	52	3046	202	3.98	0	16-24-11

SEASON HIGHLIGHTS

- All-time WHA scoring king Andre Lacroix retires – December 20, 1979.
- Whalers re-open the Hartford Civic Center with a 7-3 win over Los Angeles – February 6.
- Whalers retire John McKenzie's #19 – February 27, 1980.
- Whalers sign hockey legend Bobby Hull – February 27, 1980.
- Gordie Howe scores his 800th career NHL regular season goal – February 29, 1980.
- Blaine Stoughton ties for NHL goal scoring lead with 56.
- Mike Rogers finishes eighth in NHL scoring with 105 points.

RECORDS

YEAR	GP	W	L	T	OTL	PTS	GF	GA
1972-73 (WHA-BOS)	78	46*	30	2		94*	318*	263
1973-74 (WHA-BOS)	78	43#	31	4		90#	291	260
1974-75 (WHA-HFD)	78	43#	30	5		91#	274#	279
1975-76 (WHA-HFD)	80	33	40	7*		73	255	290
1976-77 (WHA-HFD)	81	35	40	6		76	275	290
1977-78 (WHA-HFD)	80	44	31	5*		93	335	269
1978-79 (WHA-HFD)	80	37	34	9*		83	298	287
1979-80 (NHL-HFD)	80	27	34	19		73	303	312
1980-81 (NHL-HFD)	80	21	41	18		60	292	372
1981-82 (NHL-HFD)	80	21	41	18		60	264	351
1982-83 (NHL-HFD)	80	19	54*	7		45	261	403*
1983-84 (NHL-HFD)	80	28	42	10		66	288	320
1984-85 (NHL-HFD)	80	30	41	9		69	268	318
1985-86 (NHL-HFD)	80	40	36	4		84	332#	302
1986-87 (NHL-HFD)	80	43#	30	7		93#	287	270
1987-88 (NHL-HFD)	80	35	38	7		77	249	267
1988-89 (NHL-HFD)	80	37	38	5		79	299	290
1989-90 (NHL-HFD)	80	38	33	9		85	275	268
1990-91 (NHL-HFD)	80	31	38	11		73	238	276
1991-92 (NHL-HFD)	80	26	41	13		65	247	283
1992-93 (NHL-HFD)	84	26	52	6		58	284	369
1993-94 (NHL-HFD)	84	27	48	9		63	227	288
1994-95 (NHL-HFD)	48	19	24	5		43	127	141
1995-96 (NHL-HFD)	82	34	39	9		77	237	259
1996-97 (NHL-HFD)	82	32	39	11		75	226	256
1997-98 (NHL-CAR)	82	33	41	8		74	200	219
1998-99 (NHL-CAR)	82	34#	30	18		86#	210	202
1999-00 (NHL-CAR)	82	37	35	10	0	84	217	216
2000-01 (NHL-CAR)	82	38	32	9	3	88	212	225
2001-02 (NHL-CAR)	82	35	26	16*	5	91#	217	217
2002-03 (NHL-CAR)	82	22	43	11	6	61	171	240
2003-04 (NHL-CAR)	82	28	34	14	6	76	172	209
2005-06 (NHL-CAR)	82	52#	22		8	112#	294#	260
2006-07 (NHL-CAR)	82	40	34		8	88	241	253
2007-08 (NHL-CAR)	82	43	33		6	92	250	246
2008-09 (NHL-CAR)	82	45	30		7	97	239	226
2009-10 (NHL-CAR)	82	35	37		10	80	230	256
2010-11 (NHL-CAR)	82	40	31		11	91	236	239
2011-12 (NHL-CAR)	82	33	33		16	82	213	243
2012-13 (NHL-CAR)	48	19	25		4	42	128	160
2013-14 (NHL-CAR)	82	36	35		11	83	207	230
2014-15 (NHL-CAR)	82	30	41		11	71	188	226
2015-16 (NHL-CAR)	82	35	31		16	86	198	226
2016-17 (NHL-CAR)	82	36	31		15	87	215	236
2017-18 (NHL-CAR)	82	36	35		11	83	228	256

* – Indicates a League Leading Figure # – Indicates a Division Leading Figure

YEAR	FINISHED	PLAYOFF RESULT	COACH (CAPTAIN)
1972-73 (WHA-BOS)	1st East Div.	Won Avco-World Trophy	Jack Kelley (Ted Green)
1973-74 (WHA-BOS)	1st East Div.	Lost Quarterfinals	Ron Ryan (Ted Green)
1974-75 (WHA-HFD)	1st East Div.	Lost Quarterfinals	Ron Ryan / Jack Kelley (Ted Green)
1975-76 (WHA-HFD)	3rd East Div.	Lost Semifinals	Jack Kelley / Don Blackburn / Harry Neale (Rick Ley)
1976-77 (WHA-HFD)	4th East Div.	Lost Quarterfinals	Harry Neale (Rick Ley)
1977-78 (WHA-HFD)	2nd of 8 teams	Lost Finals	Harry Neale (Rick Ley)
1978-79 (WHA-HFD)	4th of 6 teams	Lost Semifinals	Bill Dineen / Don Blackburn (Rick Ley)
1979-80 (NHL-HFD)	4th Norris Div.	Lost Preliminary	Don Blackburn (Rick Ley)
1980-81 (NHL-HFD)	4th Norris Div.	Out of Playoffs	Don Blackburn / Larry Pleau (Rick Ley / Mike Rogers)
1981-82 (NHL-HFD)	5th Adams Div.	Out of Playoffs	Larry Pleau (Dave Keon)
1982-83 (NHL-HFD)	5th Adams Div.	Out of Playoffs	Larry Kish / Larry Pleau / John Cunniff (Russ Anderson)
1983-84 (NHL-HFD)	5th Adams Div.	Out of Playoffs	Jack Evans (Mark Johnson)
1984-85 (NHL-HFD)	5th Adams Div.	Out of Playoffs	Jack Evans (Mark Johnson / Ron Francis)
1985-86 (NHL-HFD)	4th Adams Div.	Lost Division Finals	Jack Evans (Ron Francis)
1986-87 (NHL-HFD)	1st Adams Div.	Lost Div. Semifinals	Jack Evans (Ron Francis)
1987-88 (NHL-HFD)	4th Adams Div.	Lost Div. Semifinals	Jack Evans / Larry Pleau (Ron Francis)
1988-89 (NHL-HFD)	4th Adams Div.	Lost Div. Semifinals	Larry Pleau (Ron Francis)
1989-90 (NHL-HFD)	4th Adams Div.	Lost Div. Semifinals	Rick Ley (Ron Francis)
1990-91 (NHL-HFD)	4th Adams Div.	Lost Div. Semifinals	Rick Ley (Ron Francis until 12/90)
1991-92 (NHL-HFD)	4th Adams Div.	Lost Div. Semifinals	Jim Roberts (Randy Ladouceur)
1992-93 (NHL-HFD)	5th Adams Div.	Out of Playoffs	Paul Holmgren (Pat Verbeek)
1993-94 (NHL-HFD)	6th Northeast Div.	Out of Playoffs	Paul Holmgren / Pierre McGuire (Pat Verbeek)
1994-95 (NHL-HFD)	5th Northeast Div.	Out of Playoffs	Paul Holmgren (Pat Verbeek until 3/95)
1995-96 (NHL-HFD)	4th Northeast Div.	Out of Playoffs	Paul Holmgren / Paul Maurice (Brendan Shanahan)
1996-97 (NHL-HFD)	5th Northeast Div.	Out of Playoffs	Paul Maurice (Kevin Dineen)
1997-98 (NHL-CAR)	6th Northeast Div.	Out of Playoffs	Paul Maurice (Kevin Dineen)
1998-99 (NHL-CAR)	1st Southeast Div.	Lost Conf. Quarterfinals	Paul Maurice (Keith Primeau)
1999-00 (NHL-CAR)	3rd Southeast Div.	Out of Playoffs	Paul Maurice (Ron Francis)
2000-01 (NHL-CAR)	2nd Southeast Div.	Lost Conf. Quarterfinals	Paul Maurice (Ron Francis)
2001-02 (NHL-CAR)	1st Southeast Div.	Lost Stanley Cup Finals	Paul Maurice (Ron Francis)
2002-03 (NHL-CAR)	5th Southeast Div.	Out of Playoffs	Paul Maurice (Ron Francis)
2003-04 (NHL-CAR)	3rd Southeast Div	Out of Playoffs	Paul Maurice / Peter Laviolette (Ron Francis until 3/04)
2005-06 (NHL-CAR)	1st Southeast Div.	Won Stanley Cup	Peter Laviolette (Rod Brind'Amour)
2006-07 (NHL-CAR)	3rd Southeast Div.	Out of Playoffs	Peter Laviolette (Rod Brind'Amour)
2007-08 (NHL-CAR)	2nd Southeast Div.	Out of Playoffs	Peter Laviolette (Rod Brind'Amour)
2008-09 (NHL-CAR)	2nd Southeast Div.	Lost Conf. Finals	Peter Laviolette / Paul Maurice (Rod Brind'Amour)
2009-10 (NHL-CAR)	3rd Southeast Div.	Out of Playoffs	Paul Maurice (Rod Brind'Amour / Eric Staal)
2010-11 (NHL-CAR)	3rd Southeast Div.	Out of Playoffs	Paul Maurice (Eric Staal)
2011-12 (NHL-CAR)	5th Southeast Div.	Out of Playoffs	Paul Maurice / Kirk Muller (Eric Staal)
2012-13 (NHL-CAR)	3rd Southeast Div.	Out of Playoffs	Kirk Muller (Eric Staal)
2013-14 (NHL-CAR)	7th Metropolitan Div.	Out of Playoffs	Kirk Muller (Eric Staal)
2014-15 (NHL-CAR)	8th Metropolitan Div.	Out of Playoffs	Bill Peters (Eric Staal)
2015-16 (NHL-CAR)	6th Metropolitan Div.	Out of Playoffs	Bill Peters (Eric Staal until 2/28/16)
2016-17 (NHL-CAR)	7th Metropolitan Div.	Out of Playoffs	Bill Peters (none)
2017-18 (NHL-CAR)	6th Metropolitan Div.	Out of Playoffs	Bill Peters (Justin Faulk / Jordan Staal)

NHL HOME AND ROAD RECORDS

	HOME ICE RECORD								ROAD ICE RECORD								OVERALL REGULAR SEASON RECORD							
YEAR	GP	W	L	T	OTL	PTS	GF	GA	GP	W	L	T	OTL	PTS	GF	GA	GP	W	L	T	OTL	PTS	GF	GA
1979-80	40	22	12	6		50	179	141	40	5	22	13		23	124	171	80	27	34	19		73	303	312
1980-81	40	14	17	9		37	158	169	40	7	24	9		23	134	203	80	21	41	18		60	292	372
1981-82	40	13	17	10		36	136	152	40	8	24	8		24	128	199	80	21	41	18		60	264	351
1982-83	40	13	22	5		31	147	169	40	6	32	2		14	114	234	80	19	54	7		45	261	403
1983-84	40	19	16	5		43	158	150	40	9	26	5		23	130	170	80	28	42	10		66	288	320
1984-85	40	17	18	5		39	137	148	40	13	23	4		30	131	170	80	30	41	9		69	268	318
1985-86	40	21	17	2		44	181	153	40	19	19	2		40	151	149	80	40	36	4		84	332	302
1986-87	40	26	9	5		57	150	112	40	17	21	2		36	137	158	80	43	30	7		93	287	270
1987-88	40	21	14	5		47	134	124	40	14	24	2		30	115	143	80	35	38	7		77	249	267
1988-89	40	21	17	2		44	156	145	40	16	21	3		35	143	145	80	37	38	5		79	299	290
1989-90	40	17	18	5		39	134	135	40	21	15	4		46	141	133	80	38	33	9		85	275	268
1990-91	40	18	16	6		42	128	128	40	13	22	5		31	110	148	80	31	38	11		73	238	276
1991-92	40	13	17	10		36	120	126	40	13	24	3		29	127	157	80	26	41	13		65	247	283
1992-93	42	12	25	5		29	141	176	42	14	27	1		29	143	193	84	26	52	6		58	284	369
1993-94	42	14	22	6		34	123	129	42	13	26	3		29	104	159	84	27	48	9		63	227	288
1994-95	24	12	10	2		26	64	65	24	7	14	3		17	63	76	48	19	24	5		43	127	141
1995-96	41	22	15	4		48	134	120	41	12	24	5		29	103	139	82	34	39	9		77	237	259
1996-97	41	23	15	3		49	116	108	41	9	24	8		26	110	148	82	32	39	11		75	226	256
1997-98	41	16	18	7		39	106	109	41	17	23	1		35	94	110	82	33	41	8		74	200	219
1998-99	41	20	12	9		49	110	96	41	14	18	9		37	100	106	82	34	30	18		86	210	202
1999-00	41	20	16	5	0	45	99	102	41	17	19	5	0	39	118	114	82	37	35	10	0	84	217	216
2000-01	41	23	15	3	0	49	129	115	41	15	17	6	3	39	83	110	82	38	32	9	3	88	212	225
2001-02	41	15	13	11	2	43	98	105	41	20	13	5	3	48	119	112	82	35	26	16	5	91	217	217
2002-03	41	12	17	9	3	36	84	102	41	10	26	2	3	25	87	138	82	22	43	11	6	61	171	240
2003-04	41	13	18	8	2	36	85	100	41	15	16	6	4	40	87	109	82	28	34	14	6	76	172	209
2005-06	41	31	8		2	64	153	127	41	21	14		6	48	141	133	82	52	22		8	112	294	260
2006-07	41	21	16		4	46	128	131	41	19	18		4	42	113	122	82	40	34		8	88	241	253
2007-08	41	24	13		4	52	140	119	41	19	20		2	40	110	127	82	43	33		6	92	250	246
2008-09	41	26	14		1	53	115	106	41	19	16		6	44	121	115	82	45	30		7	97	236	221
2009-10	41	21	17		3	45	122	124	41	14	20		7	35	108	132	82	35	37		10	80	226	251
2010-11	41	22	14		5	49	126	114	41	18	17		6	42	110	125	82	40	31		11	91	236	239
2011-12	41	20	14		7	47	106	110	41	13	19		9	35	107	133	82	33	33		16	82	213	243
2012-13	24	9	14		1	19	67	83	24	10	11		3	23	61	77	48	19	25		4	42	128	160
2013-14	41	18	17		6	42	99	123	41	18	18		5	41	103	121	82	36	35		11	83	207	230
2014-15	41	18	16		7	43	90	89	41	12	25		4	28	93	130	82	30	41		11	71	183	219
2015-16	41	19	15		7	45	106	112	41	16	16		9	41	90	109	82	35	31		16	86	196	221
2016-17	41	23	12		6	52	110	107	41	13	19		9	35	105	129	82	36	31		15	87	215	236
2017-18	41	19	16		6	44	110	122	41	17	19		5	39	118	134	82	36	35		11	83	228	256
38-YR. TOTALS	1513	708	592	147	66	1629	4679	4646	1513	533	776	116	88	1270	4276	5281	3026	1241	1368	263	154	2899	8956	9908
38-YR. AVG.*	40	19	16	6	4	43	123	122	40	14	20	5	5	33	113	139	80	33	36	11	9	76	236	261

* Ties are averaged from 1979-2004 (25 seasons) and overtime losses are averaged from 1999-present (18 seasons)

BEST RECORD AFTER GAMES 1-84

AFTER	POINTS	SEASON(S)
1 game	2	85-86, 86-87, 95-96, 96-97, 99-00, 01-02, 08-09, 10-11, 17-18
2 games	4	85-86, 95-96, 96-97, 99-00, 01-02, 08-09, 10-11
3 games	6	95-96
4 games	8	95-96
5 games	9	95-96
6 games	10	96-97
7 games	11	91-92
8 games	11	91-92, 96-97, 05-06, 07-08
9 games	13	05-06, 07-08
10 games	15	05-06, 07-08
11 games	17	05-06
12 games	19	05-06
13 games	21	05-06
14 games	23	05-06
15 games	25	05-06
16 games	25	05-06
17 games	27	05-06
18 games	29	05-06
19 games	29	05-06
20 games	29	05-06
21 games	29	05-06
22 games	31	05-06
23 games	31	05-06
24 games	33	05-06
25 games	34	05-06
26 games	34	05-06
27 games	36	05-06
28 games	38	05-06
29 games	38	05-06
30 games	40	05-06
31 games	42	05-06
32 games	44	05-06
33 games	46	05-06
34 games	48	05-06
35 games	49	05-06
36 games	49	05-06
37 games	50	05-06
38 games	52	05-06
39 games	54	05-06
40 games	56	05-06
41 games	58	05-06
42 games	60	05-06
43 games	62	05-06
44 games	64	05-06
45 games	66	05-06
46 games	68	05-06
47 games	68	05-06
48 games	70	05-06
49 games	72	05-06
50 games	74	05-06
51 games	76	05-06
52 games	78	05-06
53 games	78	05-06
54 games	80	05-06
55 games	80	05-06
56 games	80	05-06
57 games	82	05-06
58 games	84	05-06
59 games	86	05-06
60 games	88	05-06
61 games	90	05-06
62 games	91	05-06
63 games	91	05-06
64 games	92	05-06
65 games	94	05-06
66 games	96	05-06
67 games	96	05-06
68 games	96	05-06
69 games	98	05-06
70 games	98	05-06
71 games	100	05-06
72 games	100	05-06
73 games	102	05-06
74 games	102	05-06
75 games	104	05-06
76 games	106	05-06
77 games	108	05-06
78 games	108	05-06
79 games	109	05-06
80 games	111	05-06
81 games	112	05-06
82 games	112	05-06
83 games	61	93-94
84 games	63	93-94

(schedule increased to 84 games in 1992-93)

ALL-TIME ATTENDANCE

SEASON	REGULAR SEASON ATTENDANCE	NUMBER OF GAMES	REGULAR SEASON AVERAGE	PLAYOFF ATTENDANCE	PLAYOFF AVERAGE	TOTAL OVERALL ATTENDANCE	OVERALL AVERAGE	PERCENT OF CAPACITY
1979-80 (HFD)	394,228	40	9,856	(1) 14,460	14,460	408,688	9,968	91.9%
1980-81 (HFD)	461,008	40	11,525	—	—	461,008	11,525	79.4%
1981-82 (HFD)	456,510	40	11,413	—	—	456,510	11,413	78.7%
1982-83 (HFD)	427,819	40	10,695	—	—	427,819	10,695	73.5%
1983-84 (HFD)	459,525	40	11,488	—	—	459,525	11,488	77.6%
1984-85 (HFD)	481,059	40	12,026	—	—	481,059	12,026	81.2%
1985-86 (HFD)	510,753	40	12,769	(4) 60,504	15,126	571,257	12,983	85.8%
1986-87 (HFD)	569,219	40	14,230	(3) 45,378	15,126	614,597	14,293	94.5%
1987-88 (HFD)	582,969	40	14,574	(3) 45,507	15,169	628,476	14,616	95.9%
1988-89 (HFD)	556,823	40	13,921	(2) 25,608	12,804	582,431	13,867	91.1%
1989-90 (HFD)	548,025	40	13,701	(3) 46,605	15,535	594,630	13,829	88.9%
1990-91 (HFD)	497,224	40	12,431	(3) 45,468	15,156	542,692	12,621	80.7%
1991-92 (HFD)	433,289	40	10,832	(3) 25,061	8,354	458,350	10,659	68.2%
1992-93 (HFD)	433,918	41	10,583	—	—	433,918	10,583	67.7%
1993-94 (HFD)	430,159	41	10,492	—	—	430,159	10,492	67.1%
1994-95 (HFD)	284,050	24	11,835	—	—	284,050	11,835	75.7%
1995-96 (HFD)	491,315	41	11,983	—	—	491,315	11,983	76.6%
1996-97 (HFD)	559,939	41	13,657	—	—	559,939	13,657	93.2%
1997-98 (CAR)	373,422	41	9,108	—	—	373,422	9,108	57.3%
1998-99 (CAR)	335,696	41	8,188	(3) 33,177	11,059	368,873	8,383	75.8%
1999-00 (CAR)	508,424	41	12,400	—	—	508,424	12,400	66.2%
2000-01 (CAR)	547,585	41	13,356	(3) 50,594	16,865	598,179	13,595	72.6%
2001-02 (CAR)	635,868	41	15,509	(11) 203,497	18,500	839,365	16,142	86.2%
2002-03 (CAR)	642,973	41	15,682	—	—	642,973	15,682	83.7%
2003-04 (CAR)	505,534	41	12,330	—	—	505,534	12,330	65.8%
2005-06 (CAR)	639,454	41	15,596	(14) 263,216	18,801	902,670	16,421	87.6%
2006-07 (CAR)	712,861	41	17,387	—	—	712,861	17,387	93.3%
2007-08 (CAR)	681,962	41	16,633	—	—	681,962	16,633	89.0%
2008-09 (CAR)	679,488	41	16,573	(8) 147,823	18,478	827,311	16,884	90.4%
2009-10 (CAR)	624,873	41	15,241	—	—	624,873	15,241	81.6%
2010-11 (CAR)	656,611	40	16,415	—	—	656,611	16,415	87.9%
2011-12 (CAR)	657,747	41	16,042	—	—	657,747	16,042	85.9%
2012-13 (CAR)	421,451	24	17,560	—	—	421,451	17,560	94.0%
2013-14 (CAR)	634,831	41	15,484	—	—	634,831	15,484	82.9%
2014-15 (CAR)	516,375	41	12,594	—	—	516,375	12,594	67.4%
2015-16 (CAR)	500,363	41	12,204	—	—	500,363	12,204	65.3%
2016-17 (CAR)	482,829	41	11,776	—	—	482,829	11,776	63.0%
2017-18 (CAR)	508,872	41	12,412	—	—	508,872	12,412	66.4%
TOTALS	**19,845,051**	**1,510**	**13,142**	**(61) 1,006,898**	**16,507**	**20,851,949**	**13,273**	

Note: The franchise moved from the Hartford Civic Center (cap. 14,660) to the Greensboro Coliseum (cap 20,800) following the 1996-97 season. During the 1998-99 season, the official capacity at the Greensboro Coliseum was 11,059. The team played its first season at the Entertainment & Sports Arena (18,730) in Raleigh during the 1999-00 campaign. The Entertainment & Sports Arena was renamed the RBC Center in September 2002, and the capacity of the RBC Center changed to 18,639 in October 2006. The RBC Center's capacity changed again in 2007 to 18,680. On March 15, 2012, the RBC Center was renamed PNC Arena.

NHL ROSTER BY NUMBER

0 Neil Sheehy
1 Arturs Irbe, Jamie Storr, Kirk McLean, Sean Burke, Mike Liut, Ed Staniowski, Mike Veisor, Al Smith
2 Glen Wesley, Rick Ley (Retired February 17, 2009 in honor of Glen Wesley)
3 Steve Chiasson, Brian Glynn, Zarley Zalapski, Doug Crossman, Joel Quenneville, Stuart Smith, Paul Shmyr, Al Sims
4 ***Haydn Fleury,*** Andrej Sekera, Jamie McBain, Aaron Ward, Dennis Seidenberg, Kevin Hatcher, Nolan Pratt, Gerald Diduck, Frantisek Kucera, James Patrick, Eric Weinrich, Dan Keczmer, Rob Brown, Jergus Baca, Steve Dykstra, Jim Pavese, Charlie Bourgeois, Dana Murzyn, Richie Dunn, Mickey Volcan, Fred Arthur, Ron Francis, Andre Lacroix
5 Noah Hanifin, Mike Komisarek, Marc-Andre Gragnani, Bryan Allen, Brian Pothier, Frantisek Kaberle, Marek Malik, Kevin Haller, Alexander Godynyuk, Bryan Marchment, Steve Konroyd, Ulf Samuelsson, Pierre Lacroix, Mark Howe
6 Klas Dahlbeck, Tim Gleason, Bret Hedican, Adam Burt, Mark Paterson, Blake Wesley, Thommy Abrahamsson, Ron Plumb, Jean Savard
7 ***Phil Di Giuseppe,*** Derek Ryan, Ryan Murphy, Ian White, Niclas Wallin, Curtis Leschyshyn, Brian Glynn, Randy Cunneyworth, Brian Lawton, Stewart Gavin, David Jensen, Russ Anderson, Steve Stoyanovich, Rick MacLeish, Gordie Roberts
8 ***Saku Maenalanen,*** Ty Rattie, Andrei Loktionov, Kevin Westgarth, Jaroslav Spacek, Patrick O'Sullivan, Matt Cullen, Tim Gleason, Bob Boughner, Sandis Ozolinsh, Geoff Sanderson, Mark Greig, Jody Hull, Mike Millar, Risto Siltanen, Garry Howatt, Ray Allison
9 Gordie Howe
10 Ron Francis, Gary Roberts, Andrei Nikolishin, Brad McCrimmon, Ray Neufeld, Tim Sheehy, Alan Hangsleben (Retired January 28, 2006 in honor of Ron Francis)
11 ***Jordan Staal,*** Zach Boychuk, Justin Williams, Jeff Daniels, Kevin Dineen, Andrei Nikolishin, Yvon Corriveau, John Cullen, Paul Fenton, Paul Lawless, Jordy Douglas, Greg Carroll
12 Eric Staal, Craig MacDonald, Steven Rice, Darren Turcotte, Barry Nieckar, Tim Kerr, Murray Craven, Dean Evason, Mark Johnson, Dan Bourbonnais, Mike Antonovich, Tom Rowe
13 ***Warren Foegele,*** Jared Staal, Anthony Stewart, Ray Whitney, Bates Battaglia, Andrei Nikolishin, Ted Drury, Geoff Sanderson, Carey Wilson
14 ***Justin Williams,*** Jakub Nakladal, Nathan Gerbe, Andreas Nodl, Sergei Samsonov, Kevyn Adams, Steve Halko, Kevin Haller, Kevin Smyth, Paul Ranheim, Jim Sandlak, Chris Govedaris, Don Maloney, Mark Reeds, Bill Gardner, Greg Malone, Michel Galarneau, Dave Keon
15 ***Aleksi Saarela,*** Andrej Nestrasil, Tuomo Ruutu, Brad Isbister, Marty Murray, Harold Druken, Kevyn Adams, Byron Ritchie, Scott Daniels, Kelly Chase, Todd Harkins, Brian Propp, Joe Day, John Cullen, Dave Tippett, Norm Dupont, Glenn Merkosky, Dan Fridgen, Paul MacDermid, Dave Debol, Michel Galarneau, Garry Howatt, Rob McClanahan
16 Marcus Kruger, Elias Lindholm, Brandon Sutter, Andrew Ladd, Ryan Bayda, Tommy Westlund, Jeff Daniels, Nelson Emerson, Pat Verbeek, Sylvain Turgeon, George Lyle, Michel Galarneau, Bobby Hull, Bill Bennett
17 Rod Brind'Amour, Jeff Daniels, Chris Murray, Scott Daniels, Ted Drury, Mark Greig, Todd Krygier, Brent Peterson, Wayne Babych, Ray Neufeld, Mike Rogers (Retired February 18, 2011 in honor of Rod Brind'Amour)
18 Jay McClement, Radek Dvorak, Adam Hall, Zach Boychuk, Jon Matsumoto, Stephane Yelle, Ryan Bayda, Mark Recchi, Mike Zigomanis, Mike Rucinski, Robert Kron, Paul Cyr, Jim Thomson, Scot Kleinendorst, Mike Crombeen, Greg Adams, Marty Howe, Mike Fidler, Don Gillen
19 ***Dougie Hamilton,*** Josh Jooris, Jiri Tlusty, Trevor Letowski, Radim Vrbata, Chris Dingman, Rob DiMaio, Jeff O'Neill, Nelson Emerson, Johnny McKenzie.
20 ***Sebastian Aho,*** Riley Nash, Troy Bodie, Michael Ryan, Dan LaCouture, Jan Hlavac, Darren Langdon, Sandy McCarthy, Glen Wesley, Kevin Smyth, Nick Kypreos, Yvon Corriveau, John Anderson, Mike Hoffman, Mike Zuke, Merlin Malinowski, Rick Meagher, Mark Renaud
21 ***Julien Gauthier,*** Lee Stempniak, James Wisniewski, Drayson Bowman, Jeff Heerema, David Tanabe, Josh Holden, Ron Francis, Jeff Brown, Andrew Cassels, Sylvain Cote, Blaine Stoughton
22 ***Brett Pesce,*** Zach Boychuk, Manny Malhotra, Zac Dalpe, Josef Melichar, Mike Commodore, Sean Hill, Jeff Brown, Mark Janssens, Ed Kastelic, Gord Sherven, Dave Williams, Shane Churla, Jorgen Pettersson, Mike Hoffman, Dave Lumley, Doug Sulliman, Jeff Brubaker
23 ***Brock McGinn,*** Jeremy Welsh, Alexei Ponikarovsky, Steven Goertzen, Zach Boychuk, Derrick Walser, Pavel Brendl, Martin Gelinas, Marek Malik, Jocelyn Lemieux, Paul Gillis, James Black, Lee Norwood, Paul MacDermid, Wally Weir, Ed Hospodar, Gilles Lupien, Nick Fotiu, Mike McDougal
24 ***Jake Bean,*** Brad Malone, Bobby Sanguinetti, Scott Walker, Andrew Hutchinson, Sami Kapanen, Jim Storm, Patrick Poulin, Bobby Holik, Tom Martin, Pat Hughes, Dave Barr, Tim Bothwell, Chris Kotsopoulos, Kevin Kemp, Mike Fidler, Maynard Schurman, Bernie Johnston
25 Viktor Stalberg, Chris Terry, Joni Pitkanen, Shane Willis, Bruno St. Jacques, Jason McBain, Bob McGill, Terry Yake, Mark Bergevin, Barry Pederson, Jeff Parker, Grant Jennings, Mike McEwen, Dave Williams, Brad Shaw, Bobby Crawford, Mike Renaud, Pierre Larouche, Norm Barnes, Russ Anderson, Steve Alley, Jim Warner
26 ***Michael Fora,*** Matt Tennyson, John-Michael Liles, Erik Cole, Ray Sheppard, Steve Martins, Jocelyn Lemieux, Brian Propp, Jim Agnew, Mark Hunter, Ray Ferraro, Tony Currie, Bob Sullivan, Don Nachbaur
27 ***Justin Faulk,*** Derek Joslin, Brett Carson, Craig Adams, Rod Brind'Amour, Steve Leach, Derek King, Jeff Brown, Kelly Chase, Bryan Marchment, Doug Houda, Scott Young, Doug Jarvis, Marty Howe, Steve Alley, Brian Hill, Warren Miller, Bob Stephenson
28 Elias Lindholm, Alexander Semin, Justin Faulk, Bryan Rodney, Jamie McBain, Wade Brookbank, Andrew Hutchinson, Brad DeFauw, Steve Halko, Paul Ranheim, Mike Tomlak, Lindsay Carson, Paul Lawless, Pat Boutette, Ross Yates, Randy MacGregor, Mark Renaud, Pierre Larouche, Bob Stephenson, Rob McClanahan
29 ***Andrew Poturalski,*** Bryan Bickell, Tim Wallace, Ryan Carter, Tom Kostopoulos, Bryan Rodney, Joey Mormina, Martin Gerber, Mike Watt, Kevin Brown, Jason Muzzatti, Marc Potvin, Randy Ladouceur, Paul Fenton, Kevin Dineen, Paul MacDermid, Tom Rowe, Jack McIlhargey, Archie Henderson, Chuck Luksa
30 Cam Ward, Patrick DesRochers, Jean-Marc Pelletier, Mark Fitzpatrick, Mike Fountain, Jeff Reese, Mike Lenarduzzi, Peter Sidorkiewicz, Greg Millen, Ken Holland
31 Eddie Lack, Anton Khudobin, Dan Ellis, Justin Pogge, Tyler Moss, Craig MacDonald, Mario Gosselin, Daryl Reaugh, Jim McKenzie, Bob Bodak, Richard Brodeur, Steve Weeks, Dan Bourbonnais, Mike Veisor, Gerry McDonald, Mike Fidler, Don Nachbaur, Greg Carroll
32 ***Adam Fox,*** Michael Leighton, Kris Versteeg, Zach Boychuk, Oskar Osala, Stu Grimson, Steve Martins, Igor Chibirev, Murray Craven, Brad Shaw, Torrie Robertson, Mike McDougal, Dan Fridgen, Rick Hodgson, Mark Renaud, Mickey Volcan, Larry Giroux
33 ***Scott Darling,*** Derek Ryan, Brian Boucher, Derek Joslin, Anton Babchuk, Bryan Rodney, Joey Tetarenko, David Karpa, Bates Battaglia, Jimmy Carson, Ted Crowley, Jim McKenzie, Carey Wilson, Norm Maciver, Brad Shaw, John Newberry, Mark Fusco, Gerry McDonald, Rick Hodgson, Jeff Brownschidle, Stuart Smith, Jack McIlhargey
34 ***Petr Mrazek,*** Phil Di Giuseppe, Manny Legace, Joe Jensen, Dave Gove, Steve Martins, Jamie Leach, Mikael Andersson, Jack Brownschidle, Dan Fridgen, Reid Bailey, Randy Gilhen, Paul Marshall
35 ***Alex Nedeljkovic,*** Drew MacIntyre, Justin Peters, Kevin Nastiuk, Tom Barrasso, Jean-Marc Pelletier, Eric Fichaud, Pat Jablonski, Jeff Reese, Mike Lenarduzzi, Corrie D'Alessio, Kay Whitmore, Mike Vellucci, Scot Kleinendorst, John Garrett
36 ***Patrick Brown,*** Jussi Jokinen, Michael Ryan, Brandon Nolan, Jesse Boulerice, Greg Koehler, Glen Featherstone, Michael Nylander, Daniel Shank, Marc Bergevin, Yves Courteau, Gord Sherven, Paul MacDermid
37 ***Andrei Svechnikov,*** Warren Foegele, Aaron Palushaj, Tim Brent, Keith Aucoin, Tomas Kurka, Trevor Kidd, Jeff Daniels, Dan Keczmer, Patrick Poulin, Chris Tancill, Dallas Gaume
38 ***Josh Wesley,*** Jack Hillen, Tim Conboy, Allan Rourke, Scott Pellerin, Robert Kron, Terry Yake, Mark Reeds, Brad Shaw, Randy Pierce, Randy MacGregor
39 ***Luke Martin,*** Gregory Hofmann, Valentin Zykov, Patrick Dwyer, Doug Weight, Brad DeFauw, Pat Jablonski, Enrico Ciccone, Kelly Chase, Robert Petrovicky
40 ***Jake Kucharski,*** Jeremy Smith, Daniel Altshuller, Jorge Alves, Tripp Tracy, Frank Pietrangelo, Jergus Baca, Al Tuer, Greg Britz, Mike Hoffman, Bob Hess
41 ***Max Zimmer,*** Danny Biega, Andrew Alberts, Nolan Pratt, Allen Pedersen, Joe Day, Jim Culhane
42 ***Greg McKegg,*** Joakim Nordstrom, Brett Sutter, Tim Gleason, Jeff Heerema, Brian Chapman, Marc Laforge
43 ***Eetu Luostarinen***
44 ***Calvin de Haan,*** Jay Harrison, Patrick Eaves, Kent Manderville, Gerald Diduck, Chris Pronger, Paul Gillis, Rob Brown, Dave Babych, Niklas Nordgren
45 ***Morgan Geekie,*** Keegan Lowe, Alexandre Picard, David Tanabe, Shane Willis, John Stevens
46 ***Trevor Carrick,*** Mike Zigomanis, Mike Rucinski, Kevin Brown, Jim Storm, Todd Richards
47 ***Matt Filipe,*** Michal Jordan, Marc-Andre Bergeron, John Grahame, Brad Fast, Ryan Bayda, Jean-Sebastien Giguere, Michel Picard
48 ***Jordan Martinook,*** Brody Sutter, Anton Babchuk, Nikos Tselios, Scott Daniels
49 ***Victor Rask,*** Michael Leighton, Ross McKay
50 ***Jeremy Helvig***
51 ***Stelio Mattheos,*** Tomas Kaberle, Jeff Hamilton, Danny Richmond, Andre Kovalenko
52 ***Luke Henman,*** Justin Shugg, Damian Surma, Jim Sandlak
53 Jeff Skinner, Casey Borer, Greg Kuznik
54 ***Lenni Killinen,*** Brett Pesce
55 ***Roland McKeown,*** Danny Markov, Pavel Brendl, Keith Primeau
56 ***Jesper Sellgren,*** Brendan Woods, Jakub Petruzalek, Brett Lysak
57 ***Trevor van Riemsdyk,*** Andrew Poturalski
58 ***Nicolas Roy***
59 ***Janne Kuokkanen***, Chad LaRose
60 ***Eetu Makinemi,*** Justin Peters
61 ***Cliff Pu,*** Sergey Tolchinsky, Cory Stillman
62 ***Brendan De Jong,*** Rasmus Rissanen, Jaroslav Svoboda
63 Dwight Helminen, Josef Vasicek
64 ***Clark Bishop***
65 Ron Hainsey
67 ***Luke Stevens,*** Jerome Samson
70 ***Callum Booth,*** Mike Murphy, Oleg Tverdovsky
71 ***Lucas Wallmark,*** Jerome Samson, Tomas Malec
72 ***Jack Drury,*** Nicolas Blanchard, Dave Semenko
73 ***Valentin Zykov,*** Brett Bellemore
74 ***Jaccob Slavin***
75 ***Spencer Smallman***
76 ***Dan Renouf***
77 ***Ville Rasanen,*** Joe Corvo, Anson Carter, Paul Coffey
78 ***Steven Lorentz***
79 ***Micheal Ferland***
80 ***Jack Lafontaine,*** Rasmus Tirronen***,*** John Muse, Kevin Weekes
83 ***David Cotton***
86 ***Teuvo Teravainen***
88 ***Martin Necas***
89 Darren Turcotte
92 Jeff O'Neill, Michael Nylander
94 Brendan Shanahan

			REGULAR SEASON					PLAYOFFS				
	YEARS	POS.-NO.	GP	G	A	P	PIM	GP	G	A	P	PIM
–A–												
Abrahamsson, Christer	**74-77**	**G-1/29**	**10**	**0**	**2**	**2**	**18**	**3**	**0**	**0**	**0**	**0**
Signed August 1974 from Leksand IF of Swedish Elite League. Released, June 1977.												
Abrahamsson, Thommy	**74-77/80-81**	**D-6/19**	**234**	**34**	**78**	**112**	**142**	**28**	**2**	**7**	**9**	**15**
Signed August 1974 from Leksand IF of Swedish Elite League. Retired, July 1977. Re-signed from Swedish Elite League, June 1980. Released, June 1981.												
Adams, Craig	**00-04, 05-08**	**RW-27**	**427**	**33**	**44**	**77**	**337**	**29**	**0**	**0**	**0**	**10**
Selected in the NHL Entry Draft (Harvard), June 22, 1996. Signed with Anaheim as a free agent, August 2005. Acquired from Anaheim in exchange for Bruno St. Jacques, October 2005. Traded to Chicago in exchange for future considerations, January 17, 2008.												
Adams, Greg	**82-83**	**LW-18**	**79**	**10**	**13**	**23**	**216**	**–**	**–**	**–**	**–**	**–**
Acquired from Philadelphia Flyers with Ken Linseman and Flyers' No. 1 choice in 1983 (David A. Jensen) for Mark Howe, August 1982. Traded to Washington Capitals for Torrie Robertson, October 1983.												
Adams, Kevyn	**02-07**	**C-14/15**	**300**	**38**	**34**	**72**	**167**	**48**	**1**	**0**	**1**	**18**
Acquired from the Florida Panthers along with Bret Hedican and Tomas Malec for Sandis Ozolinsh and Byron Ritchie, January 16, 2002. Traded to Phoenix Coyotes for Dennis Seidenberg, January 8, 2007.												
Agnew, Jim	**92-93**	**D-26**	**16**	**0**	**0**	**0**	**68**	**–**	**–**	**–**	**–**	**–**
Signed as a free agent (Vancouver Canucks), June 1992. Retired, September 15, 1993.												
Ahearn, Kevin	**72-74**	**LW-14/5**	**78**	**20**	**22**	**42**	**18**	**14**	**1**	**2**	**3**	**9**
Selected in WHA Player Selection Draft, February 1972 (U.S. Olympic Team). Released, May 1974.												
Aho, Sebastian	***16-18***	***RW-20***	***160***	***53***	***61***	***114***	***50***	**–**	**–**	**–**	**–**	**–**
Selected in NHL Draft (Karpat, Finland), June 27, 2015.												
Alberts, Andrew	**09-10**	**D-41**	**62**	**2**	**8**	**10**	**74**	**–**	**–**	**–**	**–**	**–**
Signed as a free agent, July 15, 2009. Traded to Vancouver in exchange for Vancouver's 2010 third-round draft pick, March 3, 2010.												
Allen, Bryan	**11-12**	**D-5**	**101**	**1**	**18**	**19**	**95**	**–**	**–**	**–**	**–**	**–**
Acquired from the Florida Panthers in exchange for Sergei Samsonov, February 28, 2011. Signed with Anaheim as a free agent, July 2012.												
Alley, Steve	**79-81**	**LW-27/25**	**15**	**3**	**3**	**6**	**11**	**3**	**0**	**1**	**1**	**0**
Claimed in WHA dispersal draft (Birmingham Bulls), June 1979. Released, May 1981.												
Allison, Ray	**79-81**	**RW-8**	**70**	**17**	**12**	**29**	**13**	**2**	**0**	**1**	**1**	**0**
Selected in NHL Entry Draft (Brandon, WHL), August 1979. Traded with Fred Arthur and first- and third-round 1982 draft picks (Ron Sutter, Miroslav Dvorak), to Philadelphia Flyers for Rick MacLeish, Don Gillen, Blake Wesley and Philadelphia's first, second- and third-round 1982 draft picks, July 1981 (Paul Lawless, Mark Paterson, Kevin Dineen).												
Alves, Jorge	**16**	**G-40**	**1**	**0**	**0**	**0**	**0**	**–**	**–**	**–**	**–**	**–**
Signed a professional tryout contract, Dec. 31, 2016.												
Anderson, John	**85-89**	**LW-20**	**215**	**72**	**117**	**189**	**69**	**20**	**6**	**11**	**17**	**2**
Acquired from Quebec Nordiques for Risto Siltanen, March 1986. Released, October 1989.												
Anderson, Russ	**81-83**	**D-25/7**	**82**	**1**	**9**	**10**	**256**	**–**	**–**	**–**	**–**	**–**
Acquired from Pittsburgh Penguins for eighth-round 1983 draft choice, December 1981. Released, June 1983.												
Andersson, Mikael	**89-92**	**LW-34**	**175**	**35**	**60**	**95**	**28**	**12**	**0**	**5**	**5**	**8**
Selected in 1989 NHL Waiver Draft from Buffalo Sabres, October 1989. Signed with Tampa Bay as a free agent, June 1992.												
Antonovich, Mike	**77-80**	**LW-12**	**175**	**64**	**72**	**136**	**79**	**29**	**17**	**12**	**29**	**22**
Acquired from Edmonton Oilers with Bill Butters for Brett Callighen and Ron Busniuk, February 1977. Released, May 1980.												
Arndt, Danny	**75-77**	**C/LW-19**	**115**	**16**	**22**	**38**	**21**	**8**	**0**	**0**	**0**	**0**
Selected in WHA Amateur Draft (Saskatoon, WCHL), June 1975. Traded to Edmonton Oilers with cash and "future considerations" (WHA rights to Dave Debol) for Dave Keon, Jack Carlson, Steve Carlson, John McKenzie and Dave Dryden, January 1977.												
Arthur, Fred	**80-81**	**D-4**	**3**	**0**	**0**	**0**	**0**	**–**	**–**	**–**	**–**	**–**
Selected as underage junior in NHL Draft (Cornwall, QMJHL), June 1980. Traded to Philadelphia Flyers with Ray Allison and first and third picks in the 1982 draft (Ron Sutter, Miroslav Dvorak) for Rick MacLeish, Don Gillen, Blake Wesley and the Flyers' first-, second- and third-round 1982 draft picks (Paul Lawless, Mark Paterson, Kevin Dineen), July 1981.												
Aucoin, Keith	**06-08**	**C-37**	**53**	**5**	**10**	**15**	**14**	**–**	**–**	**–**	**–**	**–**
Signed as a free agent, August 4, 2005. Signed with Washington as an unrestricted free agent, July 2008.												
–B–												
Babchuk, Anton	**06-07/08-09/10**	**D-33/48**	**163**	**24**	**38**	**62**	**64**	**13**	**0**	**1**	**1**	**10**
Acquired from the Chicago Blackhawks along with Chicago's fourth-round pick in 2007 for Danny Richmond and a fourth-round pick in 2006, January 2006. Traded to Calgary along with Tom Kostopoulos in exchange for Brett Sutter and Ian White, November 17, 2010.												
Babych, Dave	**85-91**	**D-44**	**349**	**44**	**196**	**240**	**256**	**31**	**7**	**13**	**20**	**32**
Acquired from Winnipeg Jets for Ray Neufeld, November 1985. Claimed by Minnesota North Stars in NHL Expansion Draft, May 1991.												
Babych, Wayne	**85-87**	**RW-17**	**41**	**11**	**17**	**28**	**63**	**10**	**0**	**1**	**1**	**2**
Acquired from the Quebec Nordiques for Greg Malone, January 1986. Retired, September 1987.												
Baca, Jergus	**90-92**	**D-40**	**10**	**0**	**2**	**2**	**14**	**–**	**–**	**–**	**–**	**–**
Selected in NHL Entry Draft, June 1990. Released, June 1992.												
Backstrom, Ralph	**75-77**	**C/LW-9**	**115**	**31**	**50**	**81**	**36**	**20**	**5**	**4**	**9**	**8**
Acquired from Ottawa Civics for "future considerations," January 1976. Retired, June 1977.												
Bailey, Reid	**83-84**	**D-34**	**12**	**0**	**0**	**0**	**25**	**–**	**–**	**–**	**–**	**–**
Signed as a free agent, December 1983. Released, June 1984.												
Barnes, Norm	**80-82**	**D-25**	**74**	**2**	**14**	**16**	**101**	**–**	**–**	**–**	**–**	**–**
Acquired with Jack McIlhargey from Philadelphia Flyers for a 1982 second-round draft choice (later transferred to Toronto, Peter Ihnacek), December 1980. Released, June 1982.												
Barr, Dave	**86-87**	**RW-24**	**30**	**2**	**4**	**6**	**19**	**–**	**–**	**–**	**–**	**–**
Acquired from St. Louis Blues for Tim Bothwell, October 1986. Traded to Detroit Red Wings for Randy Ladouceur, January 1987.												
Barrasso, Tom	**01-02**	**G-35**	**34**	**0**	**0**	**0**	**4**	**–**	**–**	**–**	**–**	**–**
Signed as a free agent, July 17, 2001. Traded to Toronto Maple Leafs for a fourth round pick in the 2003 NHL Entry Draft, March 15, 2002.												
Battaglia, Bates	**97-03**	**LW-13/33**	**402**	**63**	**87**	**150**	**281**	**35**	**5**	**14**	**19**	**24**
Acquired from Mighty Ducks of Anaheim for Mark Janssens, March 18, 1997. Traded to Colorado Avalanche in exchange for Radim Vrbata, March 11, 2003.												
Bayda, Ryan	**03-04/06-09**	**LW-16/18/47**	**179**	**16**	**24**	**40**	**94**	**15**	**2**	**2**	**4**	**18**
Selected in the NHL Entry Draft (North Dakota), June 24, 2000. Released July 2005. Signed as a free agent, August 4, 2006. Released, July 2009.												
Belanger, Eric	**06-07**	**C-25**	**56**	**8**	**12**	**20**	**14**	**–**	**–**	**–**	**–**	**–**
Acquired from the Los Angeles Kings along with defenseman Tim Gleason in exchange for defenseman Oleg Tverdovsky and the rights to defenseman Jack Johnson, September 29, 2006. Traded to Nashville in exchange for center Josef Vasicek, February 9, 2007.												
Bellemore, Brett	**13-15**	**D-73**	**121**	**4**	**16**	**20**	**79**	**–**	**–**	**–**	**–**	**–**
Selected in the NHL Entry Draft (Plymouth, OHL), June 23, 2007. Released, July 2015.												

ALL-TIME ROSTER

			REGULAR SEASON					PLAYOFFS				
	YEARS	POS.-NO.	GP	G	A	P	PIM	GP	G	A	P	PIM
Bennett, Bill	**79-80**	**LW-16**	**24**	**3**	**3**	**6**	**63**	**–**	**–**	**–**	**–**	**–**
Selected from Boston Bruins in the 1979 NHL Expansion Draft. Released, June 1980.												
Bergeron, Marc-Andre	**13**	**D-47**	**13**	**0**	**4**	**4**	**5**	**–**	**–**	**–**	**–**	**–**
Acquired from Tampa Bay in exchange for forward Adam Hall and a 2013 seventh-round draft pick (186th overall - Joel Vermin), April 2, 2013. Released, July 2013.												
Bergevin, Marc	**90-92**	**D-36/25**	**79**	**7**	**17**	**24**	**68**	**5**	**0**	**0**	**0**	**2**
Acquired from the New York Islanders for "future considerations," October 1990. Signed with Tampa Bay Lightning as a free agent, July 1992.												
Berglund, Bill	**73-75**	**G-1/30**	**5**	**0**	**0**	**0**	**0**	**–**	**–**	**–**	**–**	**–**
Signed from Rhode Island Eagles (AHL), September 1973. Retired, September 1974. Ended retirement, January 1975. Released, September 1975.												
Bickell, Bryan	**16-17**	**LW-29**	**11**	**1**	**0**	**1**	**4**	**–**	**–**	**–**	**–**	**–**
Acquired from Chicago with Teuvo Teravainen in exchange for a 2017 second-round pick (Artur Kayumov) and a 2017 third-round pick (Keith Petruzzelli), June 15, 2016. Retired, April 9, 2017.												
Biega, Danny	**15**	**D-41**	**10**	**0**	**2**	**2**	**0**	**–**	**–**	**–**	**–**	**–**
Selected in NHL Entry Draft (Harvard, ECAC), June 2010.												
Black, James	**89-92**	**C-23**	**3**	**4**	**6**	**10**	**14**	**–**	**–**	**–**	**–**	**–**
Selected in NHL Entry Draft (Portland, WHL), June 1989. Traded to Minnesota North Stars for Mark Janssens, September 1992.												
Blackburn, Don	**73-76**	**LW-22**	**146**	**40**	**74**	**114**	**34**	**12**	**3**	**6**	**9**	**6**
Signed from Minnesota North Stars, September 1973. Released, September 1975. Re-signed, November 1975. Retired to become head coach, December 1976.												
Blanchard, Nicolas	**13**	**F-72**	**9**	**0**	**0**	**0**	**20**	**–**	**–**	**–**	**–**	**–**
Selected in the NHL Entry Draft (Chicoutimi, QMJHL), June 23, 2005. Released, July 2014.												
Bodak, Bob	**89-90**	**LW-31**	**1**	**0**	**0**	**0**	**0**	**–**	**–**	**–**	**–**	**–**
Signed as a free agent, July 1988. Released, June 1990.												
Bodie, Troy	**10-11**	**RW-20**	**50**	**1**	**2**	**3**	**54**	**–**	**–**	**–**	**–**	**–**
Claimed on waivers from the Anaheim Ducks, November 16, 2010. Released, July 2011.												
Bolduc, Danny	**75-78**	**RW-21**	**88**	**15**	**13**	**28**	**51**	**30**	**3**	**10**	**13**	**8**
Signed as a free agent, March 1976. Signed with Detroit Red Wings as free agent, August 1978.												
Borer, Casey	**08/10**	**D-53/55**	**16**	**1**	**2**	**3**	**9**	**–**	**–**	**–**	**–**	**–**
Selected in the NHL Entry Draft (St. Cloud State, WCHA), June 2004. Released, July 2011.												
Borgeson, Don	**75-76**	**RW-22**	**31**	**9**	**8**	**17**	**4**	**3**	**1**	**1**	**2**	**0**
Acquired from Ottawa Civics with Ralph Backstrom for "future considerations," January 1976. Placed on waivers and claimed by Calgary Cowboys, June 1976.												
Bothwell, Tim	**85-87**	**D-24**	**66**	**3**	**8**	**11**	**53**	**10**	**0**	**0**	**0**	**8**
Purchased from St. Louis Blues, October 1985. Traded to St. Louis Blues for Dave Barr, October 1986.												
Boucher, Brian	**11-12**	**G-33**	**10**	**0**	**0**	**0**	**0**	**–**	**–**	**–**	**–**	**–**
Signed as a free agent, July 2011. Traded to Philadelphia along with defenseman Mark Alt in exchange for forward Luke Pither, Jan. 13, 2013.												
Boughner, Bob	**03-04**	**D-8**	**43**	**0**	**5**	**5**	**80**	**–**	**–**	**–**	**–**	**–**
Acquired from the Calgary Flames for a fourth-round pick in the 2004 draft (Kristopher Hogg) and future considerations, July 16, 2003. Traded to the Colorado Avalanche for defenseman Chris Bahen, a third-round pick in the 2004 draft (Casey Borer) and future considerations, February 20, 2004.												
Boulerice, Jesse	**02-07**	**RW-36**	**150**	**8**	**2**	**10**	**286**	**–**	**–**	**–**	**–**	**–**
Acquired from Philadelphia for Greg Koehler, February 13, 2002. Traded to St. Louis along with Magnus Kahnberg, Mike Zigomanis, Carolina's first-round pick in 2006 and Toronto's fourth-round pick in 2006 for Doug Weight and Erkki Rajamaki, January 30, 2006. Signed as a free agent, August 2, 2006. Released July 2007.												
Bourbonnais, Dan	**81-82/83-84**	**LW-12/31**	**59**	**3**	**25**	**28**	**11**	**–**	**–**	**–**	**–**	**–**
Selected in NHL Entry Draft (Calgary, WHL), June 1981. Released, June 1984.												
Bourgeois, Charles	**87-88**	**D-4**	**1**	**0**	**0**	**0**	**0**	**0**	**0**	**0**	**0**	**0**
Acquired from St. Louis Blues with a third-round 1989 draft selection, previously traded to St. Louis Blues for Mark Reeds and upgraded to a second-round 1989 draft selection (Rick Corriveau). Released, July 1989.												
Boutette, Pat	**79-81/84-85**	**C/LW-28**	**160**	**47**	**91**	**138**	**286**	**3**	**1**	**0**	**1**	**6**
Acquired from Toronto Maple Leafs for Bob Stephenson, December 1979. Awarded to Pittsburgh Penguins with Kevin McClelland as compensation for Hartford signing Greg Millen, July 1981. Re-acquired from Pittsburgh Penguins for NHL rights to Ville Siren, November 1984. Released, July 1985.												
Bowman, Drayson	**10-14**	**LW-21/23**	**176**	**15**	**18**	**33**	**53**	**–**	**–**	**–**	**–**	**–**
Selected in the NHL Entry Draft (Spokane, WHL), June 2007. Released, July 2014.												
Boychuk, Zach	**08-15**	**C/LW-22/18/11/23/32**	**115**	**11**	**17**	**28**	**10**	**–**	**–**	**–**	**–**	**–**
Selected in the NHL Entry Draft (Lethbridge, WHL), June 20, 2008. Claimed on waivers by Pittsburgh, Jan. 31, 2013. Claimed on waivers from Nashville, March 21, 2013.												
Brendl, Pavel	**03-04**	**RW-55/23**	**26**	**5**	**4**	**9**	**10**	**–**	**–**	**–**	**–**	**–**
Acquired along with Bruno St. Jacques from Philadelphia Flyers for Sami Kapanen and Ryan Bast, February 7, 2003. Traded to Phoenix for Krystofer Kolanos, December 28, 2005.												
Brent, Tim	**11-13**	**C-37**	**109**	**12**	**15**	**27**	**35**	**–**	**–**	**–**	**–**	**–**
Signed as a free agent, July 2011. Released, July 2013.												
Brind'Amour, Rod	**00-10**	**C-27/17**	**694**	**174**	**299**	**473**	**402**	**72**	**18**	**20**	**38**	**46**
Acquired from Philadelphia Flyers along with Jean-Marc Pelletier and a second-round pick in 2000 in exchange for Keith Primeau and a fifth-round pick on January 23, 2000. Retired as a player on June 30, 2010.												
Britz, Greg	**86-87**	**RW-40**	**1**	**0**	**0**	**0**	**0**	**–**	**–**	**–**	**–**	**–**
Signed as a free agent (Toronto), October 1986. Released, July 1987.												
Brodeur, Richard	**87-88**	**G-31**	**6**	**0**	**0**	**0**	**2**	**4**	**0**	**0**	**0**	**0**
Acquired from Vancouver Canucks for Steve Weeks, March 1988. Retired, November 1988.												
Brookbank, Wade	**07-09**	**D/LW-28**	**59**	**2**	**1**	**3**	**166**	**–**	**–**	**–**	**–**	**–**
Signed as a free agent (Boston), July 3, 2007. Traded to Tampa Bay along with Josef Melichar and a 2009 fourth-round pick, February 7, 2009.												
Brown, Jeff	**96-98**	**D-27/21**	**81**	**10**	**41**	**51**	**54**	**–**	**–**	**–**	**–**	**–**
Acquired from Vancouver Canucks in a three-team trade, December 20, 1995. The Whalers traded Jocelyn Lemieux and their second-round draft pick in 1998 NHL Entry Draft for Jim Dowd and New Jersey's second-round pick in 1997. The Whalers then traded Dowd, a second pick in 1997 (Ryan Bonni), and Frantisek Kucera to Vancouver for Brown and Vancouver's third-round draft pick in the 1998 NHL Entry Draft (pick traded to Dallas on Draft Day '98 - Stars selected John Erskine). Traded to Toronto Maple Leafs for fourth-round draft pick in 1999 NHL Entry Draft, January 2, 1998.												
Brown, Kevin	**96-98**	**RW-46**	**15**	**0**	**4**	**4**	**6**	**–**	**–**	**–**	**–**	**–**
Acquired from Mighty Ducks of Anaheim for Espen Knutsen on October 1, 1996.												
Brown, Patrick	***14-17***	***C-36***	***28***	***1***	***1***	***2***	***8***	**–**	**–**	**–**	**–**	**–**
Signed as a free agent, April 12, 2014.												
Brown, Rob	**90-92**	**RW-4/44**	**86**	**34**	**39**	**73**	**136**	**5**	**1**	**0**	**1**	**7**
Acquired in a December 1990 trade from Pittsburgh Penguins for Scott Young. Traded to Chicago Blackhawks for Steve Konroyd, January 1992.												
Brownschidle, Jack	**83-86**	**D-34**	**39**	**3**	**6**	**9**	**19**	**–**	**–**	**–**	**–**	**–**
Acquired on waivers from St. Louis Blues, March 1984. Released, July 1986.												
Brownschidle, Jeff	**81-83**	**D-33**	**7**	**0**	**1**	**1**	**2**	**–**	**–**	**–**	**–**	**–**
Signed as free agent (Notre Dame), May 1981. Released, July 1984.												

			REGULAR SEASON					PLAYOFFS				
	YEARS	POS.-NO.	GP	G	A	P	PIM	GP	G	A	P	PIM
Brubaker, Jeff	**78-81**	**LW-22**	**58**	**5**	**4**	**9**	**114**	**3**	**0**	**0**	**0**	**12**
Selected in WHA Amateur Draft (Peterborough, OHA), June 1978. Selected by Montreal Canadiens in NHL Waiver Draft, October 1981.												
Burke, Sean	**92-98**	**G-1**	**281**	**0**	**12**	**12**	**85**	–	–	–	–	–
Acquired from New Jersey Devils with Eric Weinrich for Bobby Holik and a second-round 1993 draft pick (Jay Pandolfo), August 1992. Traded to the Vancouver Canucks along with Geoff Sanderson and Enrico Ciccone in exchange for Kirk McLean and Martin Gelinas, January 3, 1998.												
Burt, Adam	**88-99**	**D-6**	**626**	**36**	**106**	**142**	**875**	**4**	**0**	**0**	**0**	**0**
Selected in the NHL Entry Draft (North Bay, OHL), June 1987. Traded to Philadelphia Flyers for Andrei Kovalenko, March 6, 1999.												
Busniuk, Ron	**75-77**	**D-5**	**66**	**1**	**12**	**13**	**196**	**17**	**0**	**2**	**2**	**14**
Claimed in dispersal draft of folded Minnesota Fighting Saints, March 1976. Traded with Brett Callighen to Edmonton Oilers for Mike Antonovich and Bill Butters, February 1977.												
Butters, Bill	**76-78**	**D-22**	**71**	**2**	**21**	**23**	**134**	**5**	**0**	**1**	**1**	**15**
Acquired with Mike Antonovich from Edmonton Oilers for Brett Callighen and Ron Busniuk, February 1977. Cleared WHA waivers and signed with Minnesota North Stars, February 1978.												
Byers, Mike	**72-76**	**RW-21**	**187**	**61**	**54**	**115**	**20**	**25**	**10**	**11**	**21**	**20**
Acquired from Los Angeles Sharks for Mike Hyndman, February 1973. Sold to Cincinnati Stingers, February 1976.												
–C–												
Caffery, Terry	**72-76**	**C-7**	**143**	**54**	**98**	**152**	**26**	**8**	**3**	**7**	**10**	**0**
WHA rights acquired from Philadelphia Blazers for "future considerations," June 1972. Traded to Calgary Cowboys for an undisclosed draft choice and other considerations, October 1975.												
Callighen, Brett	**76-77**	**C-22**	**33**	**6**	**10**	**16**	**41**	–	–	–	–	–
Signed as a free agent (Kalamazoo, IHL), October 1976. Traded to Edmonton Oilers with Ron Busniuk for Mike Antonovich and Bill Butters, February 1977. Re-acquired from Edmonton Oilers for "future considerations," June 1977. Traded to Edmonton Oilers with Dave Dryden and two 1977 draft picks for Louis Levasseur, September 1977.												
Carleton, Wayne	**74-76**	**C-9**	**107**	**47**	**60**	**107**	**56**	**6**	**2**	**5**	**7**	**14**
Acquired from Toronto Toros for "future considerations" (Jim Dorey) and a second-round 1975 draft choice. Traded to Edmonton Oilers for Mike Rogers and "future considerations," January 1975.												
Carlson, Jack	**76-79**	**LW-23**	**136**	**18**	**32**	**50**	**334**	**14**	**2**	**2**	**4**	**23**
Acquired from Edmonton Oilers with Dave Dryden, Steve Carlson, Dave Keon and John McKenzie for Dan Arndt, "future considerations" (WHA rights to Dave Debol) and cash, January 1977. Traded to Minnesota North Stars for "future considerations," February 1979.												
Carlson, Steve	**76-78**	**C/RW-26**	**69**	**10**	**16**	**26**	**51**	**18**	**2**	**7**	**9**	**11**
Signed as a free agent after demise of the original Minnesota Fighting Saints, May 1976. Selected by Florida Breakers ("new" Minnesota Fighting Saints) in WHA Intra League Draft, May 1976. Acquired from Edmonton Oilers with Dave Dryden, Jack Carlson, Dave Keon and John McKenzie for "future considerations" (the rights to Dave Debol), cash and Dan Arndt, January 1977. Placed on waivers and claimed by Edmonton Oilers, May 1978.												
Carrick, Trevor	***16-17***	***D-46***	***3***	***0***	***0***	***0***	***2***	–	–	–	–	–
Selected in the NHL Entry Draft (Mississauga, OHL), June 23, 2012.												
Carroll, Greg	**77-78/79-80**	**C-11/31**	**119**	**22**	**33**	**55**	**51**	–	–	–	–	–
Acquired with Bryan Maxwell from Cincinnati Stingers for WHA rights to Mike Liut and a second-round 1978 draft choice. Returned to Cincinnati Stingers for Ron Plumb, February 1978. Signed as a free agent after release by Detroit Red Wings, July 1979. Released, July 1990.												
Carson, Brett	**08-11**	**D-27**	**72**	**2**	**10**	**12**	**20**	–	–	–	–	–
Selected in the NHL Entry Draft (Calgary, WHL), June 2004. Claimed on waivers by the Calgary Flames, February 28, 2011.												
Carson, Jimmy	**94-95**	**C-33**	**49**	**10**	**10**	**20**	**29**	–	–	–	–	–
Signed as a free agent, July 1994. Released December 1995.												
Carson, Lindsay	**87-88**	**LW-28**	**27**	**5**	**4**	**9**	**30**	**5**	**1**	**2**	**3**	**2**
Acquired from Philadelphia Flyers for Paul Lawless, February 1988. Released, July 1989.												
Carter, Anson	**07-07**	**RW-77**	**10**	**1**	**0**	**1**	**2**	–	–	–	–	–
Acquired from the Columbus Blue Jackets in exchange for Carolina's fifth-round pick in 2008, February 23, 2007. Released, July 2007.												
Carter, Ryan	**10-11**	**C-29**	**32**	**0**	**3**	**3**	**22**	–	–	–	–	–
Acquired from the Anaheim Ducks in exchange for Stefan Chaput and Matt Kennedy, November 23, 2010. Traded to the Florida Panthers along with a 2011 fifth-round pick in exchange for Cory Stillman, February 22, 2011.												
Cassels, Andrew	**91-97**	**C-21**	**438**	**97**	**254**	**351**	**220**	**7**	**2**	**4**	**6**	**6**
Acquired from Montreal Canadiens for 1992 second-round pick (Valeri Bure), September 1991. Traded to Calgary along with Jean-Sebastien Giguere for Gary Roberts and Trevor Kidd, August 25, 1997.												
Chapman, Brian	**90-92**	**D-42**	**3**	**0**	**0**	**0**	**29**	–	–	–	–	–
Selected in NHL Entry Draft, June 1986. Released June 1993.												
Charlebois, Bob	**73-75**	**LW-18**	**110**	**8**	**10**	**18**	**6**	**11**	**1**	**0**	**1**	**4**
Acquired from Ottawa Civics for Brit Selby, June 1973. Retired, June 1976.												
Chase, Kelly	**96-97**	**RW-15/27/39**	**111**	**3**	**10**	**13**	**493**	–	–	–	–	–
Selected in 1995 NHL Waiver Draft. Traded to Toronto Maple Leafs for an eighth-round draft pick in 1998 (Jaroslav Svoboda), March 18, 1997.												
Chiasson, Steve	**97-99**	**D-3**	**112**	**11**	**46**	**57**	**88**	**6**	**1**	**2**	**3**	**2**
Acquired from Calgary Flames along with a third-round draft pick in 1997 (Francis Lessard) for Hnat Domenichelli, Glen Featherstone a second-round draft pick in 1997 (Dimitri Kokorev) and a third-round draft pick in 1998.												
Chibirev, Igor	**93-94**	**C-32**	**37**	**4**	**11**	**15**	**2**	–	–	–	–	–
Selected in NHL Entry Draft (Fort Wayne, IHL), June 1993. Released, June 1995.												
Churla, Shane	**86-88**	**LW-22**	**22**	**0**	**1**	**1**	**92**	**2**	**0**	**0**	**0**	**42**
Selected in NHL Entry Draft (Medicine Hat, WHL), June 1985. Traded to Calgary Flames with Dana Murzyn for Neil Sheehy, Carey Wilson and the rights to Lane MacDonald, January 1988.												
Ciccone, Enrico	**97-98**	**D-39**	**14**	**0**	**3**	**3**	**83**	–	–	–	–	–
Acquired from Chicago Blackhawks for Ryan Risadore and a 1998 fifth-round draft pick (Chicago traded pick to Toronto on Draft Day '98 - Toronto chose Morgan Warren), July 25, 1997. Traded to Vancouver Canucks along with Sean Burke and Geoff Sanderson for Kirk McLean and Martin Gelinas, January 3, 1998.												
Climie, Ron	**74-77**	**L/RW-15**	**93**	**33**	**24**	**57**	**29**	**6**	**3**	**0**	**3**	**0**
Acquired from Edmonton Oilers for Tim Sheehy, February 1975. Released, June 1977.												
Coffey, Paul	**96-97, 98-00**	**D-77**	**133**	**16**	**42**	**58**	**86**	**5**	**0**	**1**	**1**	**2**
Acquired from Detroit Red Wings with Keith Primeau and a 1997 first-round draft pick (Nikos Tselios) for Brendan Shanahan and Brian Glynn on October 9, 1996. Traded to Philadelphia Flyers with 1997 third-round draft pick (Kris Mallette) for Kevin Haller, a 1997 first-round pick (pick traded to San Jose Sharks [Scott Hannan] for 28th pick [Brad Defauw] and San Jose's third choice in 1998) and a 1997 seventh-round draft pick (Andrew Merrick) on December 15, 1996. Acquired from Chicago Blackhawks for Nelson Emerson, December 29, 1998. Signed by Boston Bruins as a free agent, July 13, 2000.												
Cole, Erik	**01-08/09-11**	**RW-26**	**557**	**168**	**195**	**363**	**494**	**43**	**6**	**8**	**14**	**52**
Selected in NHL Entry Draft (Clarkson, ECAC), June 27, 1998. Traded to the Edmonton Oilers in exchange for Joni Pitkanen, July 1, 2008. Re-acquired from Edmonton along with a 2009 fifth-round draft pick in exchange for Patrick O'Sullivan and a 2009 second-round draft pick, March 4, 2009. Signed as a free agent with the Montreal Canadiens, July 1, 2011.												

ALL-TIME ROSTER

			REGULAR SEASON					PLAYOFFS				
	YEARS	POS.-NO.	GP	G	A	P	PIM	GP	G	A	P	PIM
Commodore, Mike	**05-08**	**D-22**	**195**	**13**	**41**	**54**	**325**	**25**	**2**	**2**	**4**	**33**
Acquired from Calgary for Atlanta's third-round draft pick (69th overall - Gord Baldwin) in the 2005 draft, July 29, 2005. Traded to Ottawa along with forward Cory Stillman in exchange for defenseman Joe Corvo and right wing Patrick Eaves, February 11, 2008.												
Conboy, Tim	**08-10**	**D/RW-38**	**59**	**0**	**6**	**6**	**121**	**3**	**0**	**0**	**0**	**0**
Signed as a free agent, July 21, 2006. Signed with Buffalo in July 2010.												
Cooley, Gaye	**75-76**	**G-29**	–	–	–	–	–	**1**	**0**	**0**	**0**	**0**
Signed as a free agent on emergency basis, April 1976. Released at conclusion of 1976 playoffs.												
Corriveau, Yvon	**89-94**	**LW-20/11**	**114**	**22**	**15**	**37**	**90**	**11**	**4**	**2**	**6**	**18**
Acquired from the Washington Capitals for Mike Liut, March 1990. Traded to Washington Capitals to complete Kypreos for Hunter deal, August 1992. Re-acquired from San Jose Sharks to complete Michel Picard trade (October 1992), January 1993.												
Corvo, Joe	**08-10/10-11/13**	**D-77**	**260**	**42**	**86**	**128**	**68**	**18**	**2**	**5**	**7**	**4**
Acquired from the Ottawa Senators along with right wing Patrick Eaves in exchange for defenseman Mike Commodore and forward Cory Stillman, February 11, 2008. Traded to the Washington Capitals in exchange for Brian Pothier, Oskar Osala and Washington's 2011 second-round pick, March 3, 2010. Signed as a free agent, July 7, 2010. Traded to the Boston Bruins in exchange for Boston's 2012 fourth-round draft pick, July 5, 2011. Signed as a free agent, July 1, 2012. Released, July 2013.												
Cote, Sylvain	**84-91**	**D-21**	**380**	**31**	**61**	**92**	**147**	**22**	**1**	**6**	**7**	**10**
Selected in NHL Entry Draft (Quebec, QMJHL), June 1984. Traded to Washington Capitals for 1992 second-round draft pick (Andrei Nikolishin), September 1991.												
Courteau, Yves	**86-87**	**RW-36**	**4**	**0**	**0**	**0**	**0**	–	–	–	–	–
Acquired from Calgary Flames for Mark Paterson, October 1986. Retired, June 1988.												
Craven, Murray	**91-93**	**LW-12/32**	**128**	**49**	**72**	**121**	**58**	**7**	**3**	**3**	**6**	**6**
Acquired with a fourth-round 1992 draft pick (Kevin Smyth) from Philadelphia Flyers for Kevin Dineen, November 1991. Traded with a 1993 fifth-round draft pick (Scott Walker) to Vancouver Canucks for Robert Kron, a 1993 third-round draft pick (Marek Malik) and "future considerations" (Jim Sandlak), March 1993.												
Crawford, Bob	**83-86**	**RW-25**	**182**	**64**	**59**	**123**	**56**	–	–	–	–	–
Claimed from St. Louis Blues in NHL Waiver Draft, October 1983. Traded to New York Rangers for Mike McEwen, March 1986.												
Crombeen, Mike	**83-85**	**RW-18**	**102**	**5**	**11**	**16**	**41**	–	–	–	–	–
Claimed from St. Louis Blues in NHL Waiver Draft, October 1983. Released, July 1985.												
Crossman, Doug	**90-91**	**D-3**	**41**	**4**	**19**	**23**	**19**	–	–	–	–	–
Acquired in November 1990 trade with New York Islanders for Ray Ferraro and a 1992 fifth-round draft pick (Ryan Duthre). Traded to Detroit Red Wings for Doug Houda in February 1991.												
Crowley, Ted	**93-94**	**D-33**	**21**	**1**	**2**	**3**	**10**	–	–	–	–	–
Acquired from Toronto Maple Leafs in a trade for Mark Greig and a sixth-round 1995 draft pick (Doug Bonner), January 1994. Released, June 1994.												
Culhane, Jim	**89-90**	**D-41**	**6**	**0**	**1**	**1**	**4**	–	–	–	–	–
Selected in NHL Entry Draft (Western Michigan, CCHA), June 1984. Released, June 1990.												
Cullen, John	**90-93**	**C-15/11**	**109**	**39**	**63**	**102**	**217**	**13**	**4**	**8**	**12**	**22**
Acquired in a March 1991 trade with Zarley Zalapski and Jeff Parker from Pittsburgh Penguins for Ron Francis, Ulf Samuelsson and Grant Jennings. Traded to Toronto Maple Leafs for a second-round draft pick in 1993 (later traded to San Jose, Vlastimil Kroupa), November 1992.												
Cullen, Matt	**05-06/07-10**	**C-8**	**266**	**72**	**109**	**181**	**118**	**43**	**7**	**17**	**24**	**26**
Signed as a free agent, August 2004. Signed by the New York Rangers as a free agent, July 2006. Acquired from the New York Rangers in exchange for defenseman Andrew Hutchinson, center Joe Barnes and Carolina's third-round draft pick in 2008, July 17, 2007. Traded to Ottawa in exchange for defenseman Alexandre Picard and Ottawa's 2010 second-round pick, February 12, 2010.												
Cunniff, John	**72-74**	**LW-17**	**63**	**10**	**10**	**20**	**30**	**18**	**2**	**2**	**4**	**2**
Selected in WHA Player Selection Draft (Rochester, AHL), February 1972. Released, May 1974.												
Cunneyworth, Randy	**89-94**	**LW-7**	**216**	**39**	**36**	**75**	**311**	**12**	**3**	**0**	**3**	**11**
Acquired from Winnipeg Jets for Paul MacDermid, December 1989. Traded with Gary Suter and third-round 1995 draft pick (Kevin McKay) to Chicago Blackhawks for Frantisek Kucera and Jocelyn Lemieux, March 1994.												
Currie, Tony	**83-85**	**RW-26**	**45**	**15**	**24**	**39**	**6**	–	–	–	–	–
Signed as a free agent after release by Vancouver Canucks, January 1984. Traded to Edmonton Oilers for "future considerations," December 1984.												
Cyr, Paul	**90-92**	**LW-18**	**87**	**12**	**16**	**28**	**126**	**6**	**1**	**0**	**1**	**10**
Signed as a free agent, October 1990. Released, June 1993.												
–D–												
D'Alessio, Corrie	**92-93**	**G-35**	**1**	**0**	**0**	**0**	**0**	–	–	–	–	–
Acquired from Vancouver Canucks with a 1993 fifth-round draft pick (later traded back to Vancouver in Murray Craven trade) for Kay Whitmore, October 1992. Released, June 1993.												
Dahlbeck, Klas	**16-18**	**D-6**	**76**	**3**	**8**	**11**	**51**	–	–	–	–	–
Acquired on waivers from Arizona Coyotes, Oct. 11, 2016. Signed as a free agent with CSKA Moscow (Russia), June 2018.												
Dalpe, Zac	**10-13**	**F-22**	**41**	**5**	**5**	**10**	**4**	–	–	–	–	–
Selected in NHL Entry Draft (Penticton, BCHL), June 21, 2008. Traded to Vancouver along with Jeremy Welsh in exchange for Kellan Tochkin, September 29, 2013.												
Danby, John (Jake)	**72-76**	**C-12/24**	**150**	**16**	**25**	**41**	**16**	**19**	**1**	**1**	**2**	**0**
Selected in WHA Player Selection Draft (Boston University), February 1972. Released, May 1974.												
Daniels, Jeff	**95-97/99-03**	**LW-37/17/11/16**	**272**	**8**	**12**	**20**	**45**	**29**	**0**	**3**	**3**	**2**
Signed as a free agent on July 18, 1995. Claimed by the Nashville Predators in Expansion Draft, June 26, 1998. Signed as a free agent on August 31, 1999. , Retired November 2003.												
Daniels, Scott	**92-96**	**LW-48/17/15**	**66**	**3**	**6**	**9**	**328**	–	–	–	–	–
Selected in NHL Entry Draft (Regina, WHL), June 1989. Signed as a free agent with Philadelphia Flyers, June 1996.												
Darling, Scott	***17-18***	***G-33***	***43***	***0***	***0***	***0***	***2***	–	–	–	–	–
Acquired from Chicago Blackhawks for a third-round 2017 draft pick (Evan Barrett).												
Day, Joe	**91-93**	**LW-41/15**	**48**	**1**	**10**	**11**	**47**	–	–	–	–	–
Selected in NHL Entry Draft, June 1987. Signed by New York Islanders as a free agent, August 1993.												
Debol, Dave	**79-81**	**C-15**	**92**	**26**	**26**	**52**	**4**	**3**	**0**	**0**	**0**	**0**
Selected in WHA Amateur Draft (Michigan, WCHA), May 1976. WHA rights traded to Edmonton Oilers to complete previous deal in which Hartford traded "future considerations," Dan Arndt and cash for Dave Keon, Jack Carlson, Steve Carlson, Dave Dryden and John McKenzie, June 1977. Claimed by Hartford in WHA Dispersal Draft (Cincinnati Stingers), June 1979. Released, June 1981.												
DeFauw, Brad	**03**	**LW-39**	**9**	**3**	**0**	**3**	**2**	–	–	–	–	–
Selected in NHL Entry Draft (North Dakota), June 20, 1997. Released, June 2004.												
DesRochers, Patrick	**03**	**G-30**	**2**	**0**	**0**	**0**	**0**	–	–	–	–	–
Acquired from the Phoenix Coyotes in exchange for Jean-Marc Pelletier, December 30, 2002. Released, June 2004.												
Diduck, Gerald	**95-97**	**C-44/4**	**136**	**2**	**19**	**21**	**128**	–	–	–	–	–
Signed as a free agent, August 1, 1995. Traded to Phoenix Coyotes for Chris Murray on March 18, 1997.												
Di Giuseppe, Phil	***15-18***	***LW-34/7***	***126***	***13***	***24***	***37***	***50***	–	–	–	–	–
Selected in NHL Entry Draft (Michigan, CCHA), June 23, 2012.												

			REGULAR SEASON					PLAYOFFS				
	YEARS	POS.-NO.	GP	G	A	P	PIM	GP	G	A	P	PIM
DiMaio, Rob	00-01	LW-19	74	6	18	24	54	6	0	0	0	4
Acquired from NY Rangers along with Darren Langdon for Sandy McCarthy and a fourth round pick in 2001, August 4, 2000. Signed as a free agent with the Dallas Stars, July 1, 2001.												
Dineen, Kevin	84-91/95-99	RW-29/11	708	250	294	544	1439	44	17	14	31	109
Selected in third-round (Denver University) of 1982 NHL Entry Draft. Traded to Philadelphia Flyers for Murray Craven and a fourth-round 1992 draft pick (Kevin Smyth), November 1991. Re-acquired from Philadelphia for a seventh-round draft pick in 1997, who was reacquired as part of the Paul Coffey trade (Andrew Merrick), December 28, 1995. Signed by the Ottawa Senators as a free agent on September 2, 1999.												
Dingman, Chris	01-02	LW-19	30	0	1	1	77	–	–	–	–	–
Acquired from Colorado Avalanche in exchange for a fifth round pick in 2001, June 24, 2001. Traded to Tampa Bay Lightning along with Shane Willis in exchange for Kevin Weekes, March 5, 2002.												
Domenichelli, Hnat	96-97	LW-17	13	2	1	3	7	–	–	–	–	–
Traded to Calgary Flames along with Glen Featherstone, a second-round 1997 draft pick (Dimitri Kokorev) and a third-round 1998 draft pick for Steve Chiasson and a third-round draft pick (Francis Lessard) in 1997.												
Dorey, Jim	72-75	D-10	183	18	113	131	272	21	3	22	25	67
WHA rights acquired from Ottawa Nationals, July 1972. Traded to Toronto Toros to complete earlier trade for Wayne Carleton, December 1974.												
Douglas, Jordy	78-82	LW-11	213	62	50	112	127	10	4	0	4	23
Selected in WHA Amateur Draft, June 1978. Selected by Toronto Maple Leafs in NHL Reclaim Draft, but remained with Hartford as a priority selection for the expansion draft, June 1979. Traded to Minnesota North Stars to complete earlier trade in which Mark Johnson and Kent Erik Andersson came to Hartford in exchange for a 1984 fifth-round draft choice and "future considerations" (Jordy Douglas), October 1982.												
Druken, Harold	02-03	C-15	14	0	1	1	2	–	–	–	–	–
Acquired along with Jan. Hlavac from the Vancouver Canucks in exchange for Marek Malik and Darren Langdon, November 1, 2002. Claimed on waivers by Toronto, December 11, 2002. Claimed on waivers from Toronto, January 17, 2003. Traded to the Toronto Maple Leafs for Allan Rourke, May 29, 2003.												
Drury, Ted	93-95	C-17/13	50	4	11	15	31	–	–	–	–	–
Acquired with Gary Suter and Paul Ranheim from Calgary Flames for Zarley Zalapski, James Patrick and Michael Nylander, March 1994. Claimed by Ottawa Senators from Hartford in Waiver Draft, October 1995.												
Dunn, Richie	83-85	D-4	76	6	24	30	32	–	–	–	–	–
Acquired from Calgary Flames with Joel Quenneville for Mickey Volcan, July 1983. Released, June 1985.												
Dupont, Norm	83-84	LW-15	40	7	15	22	12	–	–	–	–	–
Acquired from Winnipeg Jets for a 1984 fourth-round draft pick (Chris Mills), July 1983. Released, June 1984.												
Dvorak, Radek	13-14	RW-18	60	4	5	9	41	–	–	–	–	–
Signed as a free agent, Oct. 2, 2013. Released, July 2014.												
Dwyer, Patrick	08-15	RW-39	416	42	51	93	77	2	0	1	1	0
Signed as a free agent, July 7, 2006. Released, July 2015.												
Dykstra, Steve	89-90	D-4	9	0	0	0	2	–	–	–	–	–
Signed as a free agent, October 1989. Traded to Boston Bruins AHL affiliate, Maine Mariners, for Jeff Sirkka, February 1990.												

–E–

Earl, Tom	72-77	RW-27	347	40	56	96	116	46	3	11	14	28
Selected in WHA Player Selection Draft (Kansas City Blues, CHL), February 1972. Rights traded to Cincinnati Stingers, June 1974. Re-acquired from Cincinnati, August 1974. Retired, April 1977.												
Eaves, Patrick	08-09	RW-44	85	7	12	19	35	18	1	2	3	13
Acquired from Ottawa along with defenseman Joe Corvo in exchange for defenseman Mike Commodore and left wing Cory Stillman, February 11, 2008. Traded to Boston along with a 2010 fourth-round pick in exchange for defenseman Aaron Ward, July 24, 2009.												
Ellis, Dan	13	G-31	19	0	2	2	0	–	–	–	–	–
Signed as a free agent, Jan. 13, 2013. Released, July 2013.												
Emerson, Nelson	95-98	RW-16	263	67	95	162	198	–	–	–	–	–
Acquired from Winnipeg Jets for Darren Turcotte, October 6, 1995. Traded to Chicago Blackhawks in exchange for Paul Coffey, December 29, 1998.												
Evason, Dean	84-91	C-12	412	87	148	235	597	38	8	15	23	108
Acquired from Washington Capitals with Peter Sidorkiewicz for David A. Jensen, March 1985. Traded to San Jose Sharks for Dan Keczmer, October 1991.												

–F–

Fast, Brad	04	D-47	1	1	0	1	0	–	–	–	–	–
Selected in NHL Entry Draft (Prince George, BCJHL), June 26, 1999. Released, July 2005.												
Faulk, Justin	***11-17***	***D-27/28***	***477***	***74***	***149***	***223***	***218***	–	–	–	–	–
Selected in NHL Entry Draft (Minnesota-Duluth, WCHA), June 25, 2010.												
Featherstone, Glen	94-97	D-36	122	5	16	21	257	–	–	–	–	–
Acquired from the New York Rangers with Michael Stewart and a first-round draft choice in the 1995 NHL Entry Draft (Jean-Sebastien Giguere) and a fourth-round pick in the 1996 NHL Entry Draft (Steve Wasylko). Traded along with Hnat Domenichelli, a second-round draft pick, which was New Jersey's acquired in the Jocelyn Lemieux trade, in 1997 (Dimitri Kokorev), and a third-round draft pick (which was Vancouver's pick acquired in the Jeff Brown trade) in 1998 for Steve Chiasson and a third-round draft pick (Francis Lessard) in 1997.											
Fenton, Paul	84-86	LW-11/29	34	7	5	12	10	–	–	–	–	–
Signed as a free agent (Peoria Prancers, IHL), October 1983. Released, July 1986.												
Ferraro, Ray	84-90	C-26	442	157	194	351	435	33	7	11	18	24
Selected in NHL Entry Draft (Brandon, WHL), June 1982. Traded to the New York Islanders along with a 1992 fifth-round draft pick (Ryan Duthie) for Doug Crossman, February 1991.												
Fichaud, Eric	99-00	G-1	9	0	0	0	2	–	–	–	–	–
Acquired from the Nashville Predators for Carolina's 1999 fourth-round pick (Yevgeny Pavlov) and future considerations, June 26, 1999. Claimed off waivers by the Montreal Canadiens, February 11, 2000.												
Fidler, Mike	80-82	LW-31/24/18	40	9	10	19	4	–	–	–	–	–
Acquired from Minnesota North Stars for Gordie Roberts, December 1980. Released, December 1981.												
Fitzpatrick, Mark	00-00	G-30	3	0	0	0	0	–	–	–	–	–
Signed as a free agent, August 7, 1999.												
Fleury, Haydn	***17-18***	***D-4***	***67***	***0***	***8***	***8***	***14***	–	–	–	–	–
Selected in NHL Draft (Red Deer, WHL), June 27, 2014.												
Foegele, Warren	***18***	***LW-37/13***	***2***	***2***	***1***	***3***	***0***	–	–	–	–	–
Selected in NHL Draft (St. Andrew's College, OFSAA), June 28, 2014.												
Fotiu, Nick	74-76/79-81	LW-23	226	19	15	34	424	23	5	2	7	90
Signed as a free agent from the Cape Cod Cubs (NAHL), June 1974. Signed with New York Rangers, June 1976. Selected by Hartford in NHL Expansion Draft, June 1979. Traded to New York Rangers for fifth-round 1981 draft pick (Bill Maguire), January 1981.												
Fountain, Mike	97-98	G-30	3	0	0	0	2	–	–	–	–	–
Signed as a free agent, August 14, 1997. Signed by Ottawa Senators as a free agent, July 31, 1999.												

			REGULAR SEASON					PLAYOFFS				
	YEARS	POS.-NO.	GP	G	A	P	PIM	GP	G	A	P	PIM
Francis, Ron	81-91, 98-04	C-4/10/21	1,186	382	793	1,175	686	62	14	25	39	26
Selected in NHL Entry Draft (Sault St. Marie, OHL), June 1981. Traded to Pittsburgh Penguins along with Ulf Samuelsson and Grant Jennings for Zarley Zalapski, John Cullen and Jeff Parker, March 1991. Signed as a free agent, July 13, 1998. Traded to the Toronto Maple Leafs for a fourth-round pick in the 2005 NHL Entry Draft, March 9, 2004.												
French, John	72-75	C/LW-11	226	60	124	184	102	26	8	15	23	4
Signed as a free agent from California Golden Seals organization (Baltimore Clippers), February 1972. Traded to San Diego Mariners for second-round 1976 draft pick, October 1975.												
Fridgen, Dan	81-83	LW-32/15/34	13	2	3	5	2	–	–	–	–	–
Signed as free agent (Colgate, ECAC), April 1982. Released, June 1984.												
Frk, Martin	16	RW-91	2	0	0	0	0	–	–	–	–	–
Claimed on waivers from Detroit Red Wings, Oct. 9, 2016. Claimed on waivers by Detroit Red Wings, Nov. 1, 2016.												
Fusco, Mark	84-85	D-33	80	3	12	15	42	–	–	–	–	–
Signed as free agent, March 1984. Retired, October 1985.												
–G–												
Galarneau, Michel	80-83	C-16/15/14	78	7	10	17	34	–	–	–	–	–
Selected as underage junior in NHL Entry Draft (Hull, QMJHL), June 1982. Released, June 1984.												
Gardner, Bill	86-87	C-14	26	1	9	10	4	–	–	–	–	–
Acquired from Chicago Blackhawks for a third-round 1987 draft pick (Mike Dagenais), February 1986. Released, June 1987.												
Garrett, John	78-82	G-35	163	0	4	4	22	9	0	0	0	0
Acquired from Birmingham Bulls for "future considerations" September 1978. Traded to Quebec Nordiques for Michel Plasse and a 1983 fourth-round draft choice (Ron Chyzowski), December 1982.												
Gateman, John Martin	75-76	D-26	12	0	1	1	6	–	–	–	–	–
Signed as free agent (Providence Reds, AHL), September 1975. Released, June 1976.												
Gaume, Dallas	88-89	C-37	4	1	1	2	0	–	–	–	–	–
Signed as a free agent (Denver, WCHA), July 1986. Released, June 1990.												
Gavin, Stewart	85-88	RW-7	211	57	61	118	138	22	8	7	15	27
Acquired from Toronto Maple Leafs for Chris Kotsopoulos, October 1985. Claimed by Minnesota North Stars in 1988 NHL Waiver Draft.												
Gelinas, Martin	97-02	LW-23	348	75	90	165	226	35	3	8	11	18
Acquired from Vancouver Canucks along with Kirk McLean for Sean Burke, Geoff Sanderson, and Enrico Ciccone, January 3, 1998. Signed by Calgary Flames as free agent, July 2, 2002.												
Gerbe, Nathan	13-16	LW-14	206	29	37	66	84	–	–	–	–	–
Signed as a free agent, July 26, 2013. Released, July 2016.												
Gerber, Martin	05-06	G-29	60	0	2	2	4	6	0	0	0	4
Acquired from the Mighty Ducks of Anaheim for Tomas Malec and a 2004 third-round draft pick (Kyle Klubertanz), June 18, 2004. Signed by the Ottawa Senators as a free agent, July 2006.												
Giguere, Jean-Sebastien	96-97	G-47	8	0	0	0	0	–	–	–	–	–
Selected in 1996 NHL Entry Draft (Halifax, QMJHL) in first round (13th overall). Traded to Calgary Flames along with Andrew Cassels for Gary Roberts and Trevor Kidd, August 25, 1997.												
Gilhen, Randy	82-83	RW-34	2	0	1	1	0	–	–	–	–	–
Selected in NHL Entry Draft (Winnipeg, WHL), June 1982. Released, June 1985.												
Gillen, Don	81-82	RW-18	34	1	4	5	22	–	–	–	–	–
Acquired from Philadelphia Flyers with Blake Wesley, Rick MacLeish and first-, second- and third-round 1982 draft picks (Paul Lawless, Mark Paterson, Kevin Dineen) for Ray Allison, Fred Arthur and Hartford's first- and third-round picks in the 1982 draft (Ron Sutter, Miroslav Dvorak), July 1981. Released, July 1984.												
Gillis, Paul	91-93	C-44/23	33	1	3	4	88	5	0	1	1	0
Acquired from Chicago Blackhawks for "future considerations," January 1992. Retired, June 1993 to become assistant coach.												
Giroux, Larry	79-80	D-32	47	2	5	7	44	3	0	0	0	2
Signed as free agent after release by St. Louis Blues, December 1979. Released, September 1980.												
Gleason, Tim	06-13, 14-15	D-6/8/42	546	14	93	107	537	18	1	4	5	32
Acquired from the Los Angeles Kings along with Eric Belanger in exchange for defenseman Oleg Tverdovsky and the rights to defenseman Jack Johnson, September 29, 2006. Traded to the Toronto Maple Leafs in exchange for defenseman John-Michael Liles and the rights to defenseman Dennis Robertson, Jan. 1, 2014. Signed as a free agent, July 3, 2014. Traded to the Washington Capitals in exchange for defenseman Jack Hillen and Arizona's fourth-round pick in the 2015 NHL Draft (93rd overall - Callum Booth), Feb. 28, 2015.												
Glynn, Brian	94-97	D-3/7	98	2	10	12	78	–	–	–	–	–
Selected in 1994-95 NHL Waiver Draft from Vancouver Canucks. Traded with Brendan Shanahan to Detroit Red Wings for Keith Primeau, Paul Coffey and a 1997 first-round draft pick (Nikos Tselios) on October 9, 1996.												
Godynyuk, Alexander	93-97	D-5	115	4	15	19	91	–	–	–	–	–
Acquired from Florida Panthers in trade for Jim McKenzie, December 1993. Traded along with a 1998 sixth-round draft pick to St. Louis Blues for Steve Leach, June 27, 1997.												
Goertzen, Steven	10	RW-23	6	0	0	0	5	–	–	–	–	–
Signed as a free agent, July 8, 2009. Released, July 2010.												
Gosselin, Mario	92-94	G-31	23	0	1	1	2	–	–	–	–	–
Signed as a free agent, September 1991. Retired, September 1994.												
Gove, David	06-06	C-34	2	0	1	1	0	–	–	–	–	–
Signed as a free agent, August 4, 2005. Traded to Pittsburgh in exchange for Joe Jensen, January 31, 2008.												
Govedaris, Chris	89-93	LW-14	33	2	4	6	10	–	–	–	–	–
Selected in NHL Entry Draft (Toronto, OHL), June 1988. Released, June 1993.												
Gragnani, Marc-Andre	13	D-5	1	0	0	0	0	2	0	0	0	0
Signed as a free agent, July 11, 2012. Released, July 2013.												
Grahame, John	06-08	G-47	45	0	4	4	6	–	–	–	–	–
Signed as a free agent, July 1, 2006. Signed as a free agent with Avangard Omsk (Russia), summer 2008.												
Green, Ted	72-75	D-6	210	29	70	99	118	22	1	6	10	29
Rights acquired from Winnipeg Jets, May 1972. Traded to Winnipeg, May 1975, for "future considerations."												
Greig, Mark	90-94	RW-8/17	74	5	17	22	64	–	–	–	–	–
Selected in NHL Entry Draft, June 1990 (Lethbridge, WHL). Traded with a sixth-round 1995 draft pick (Doug Bonner) to Toronto Maple Leafs for Ted Crowley, January 1994.												
Grimson, Stu	97-98	LW-32	157	5	6	11	422	–	–	–	–	–
Acquired off waivers from Detroit Red Wings on October 12, 1996. Traded to Mighty Ducks of Anaheim along with Kevin Haller in exchange for David Karpa and a fourth-round pick in 2000, August 11, 1998.												

			REGULAR SEASON					PLAYOFFS				
	YEARS	POS.-NO.	GP	G	A	P	PIM	GP	G	A	P	PIM
–H–												
Hainsey, Ron	13-17	D-65	300	15	43	58	115	–	–	–	–	–
Signed as a free agent, Sept. 12, 2013. Traded to Pittsburgh Penguins in exchange for Danny Kristo and a second-round pick in the 2017 NHL Draft (Jake Leschyshyn), Feb. 23, 2017.												
Halko, Steve	97-01, 02-03	D-14/28	155	0	15	15	71	4	0	0	0	2
Selected in 10th round of 1992 NHL Entry Draft. Traded to St. Louis Blues along with a fourth-round pick in the 2002 NHL Entry Draft in exchange for Sean Hill, December 5, 2001. Signed as a free agent, August 5, 2002. Retired, July 2003.												
Hall, Adam	13	RW-18	6	0	0	0	0	–	–	–	–	–
Claimed on waivers from Tampa Bay, March 16, 2013. Traded to Tampa Bay along with a 2013 seventh-round pick (186th overall - Joel Vermin) in exchange for defenseman Marc-Andre Bergeron.												
Haller, Kevin	96-98	D-14/5	100	5	11	16	142	–	–	–	–	–
Acquired along with a 1997 first-round draft pick (pick traded to San Jose for the 28th overall pick [Brad Defauw] and San Jose's third choice in 1998) and 1997 seventh-round draft pick (a reacquired Hartford pick [Andrew Merrick]) from Philadelphia Flyers for Paul Coffey on December 15, 1996. Traded to Mighty Ducks of Anaheim along with Stu Grimson in exchange for David Karpa and a fourth-round pick in 2000, August 11, 1998.												
Hamilton, Jeff	07-08	C-51	58	9	15	24	10	–	–	–	–	–
Signed as a free agent (Chicago), July 1, 2007. Released (buyout), June 25, 2008.												
Hangsleben, Alan	74-80	D/LW-17/10	371	39	89	128	506	47	4	12	16	97
Selected in the WHA Amateur Draft (North Dakota, WCHA), May 1974. Traded to Washington Capitals for Tom Rowe, January 1980.												
Hanifin, Noah	15-18	D-5	239	18	65	83	69	–	–	–	–	–
Selected in the NHL Draft (Boston College, H-East), June 26, 2015. Traded to Calgary Flames with Elias Lindholm for Dougie Hamilton, Micheal Ferland and Adam Fox, June 23, 2018.												
Hanson, Dave	76-77	D-24	1	0	0	0	9	1	0	0	0	0
Signed as free agent (Johnstown, NAHL), March 1977. Released, June 1977.												
Harkins, Todd	93-94	RW-15	28	1	0	1	49	–	–	–	–	–
Acquired from Calgary Flames for Scott Morrow, January 1994. Released, June 1994.												
Harris, Hugh	73-74	LW-16	75	24	28	52	78	7	0	4	4	11
Signed after leaving the Buffalo Sabres, July 1973. Sold to Phoenix Roadrunners, August 1974.												
Harrison, Jay	09-14	D-44	317	21	47	68	319	–	–	–	–	–
Signed as a free agent, July 9, 2009. Traded to Winnipeg in exchange for Ottawa's 2015 sixth-round pick (169th overall - David Cotton), Dec. 18, 2014.												
Hatcher, Kevin	00-01	D-4	57	4	14	18	38	6	0	0	0	6
Signed as a free agent, July 31, 2000. Retired, summer 2001.												
Hedican, Bret	02-08	D-6	369	19	82	101	313	48	3	13	16	62
Acquired from the Florida Panthers along with Kevyn Adams and Tomas Malec in exchange for Sandis Ozolinsh and Byron Ritchie, January 16, 2002. Contract expired July 1, 2008. Signed as a free agent with Anaheim, October 23, 2008.												
Heerema, Jeff	03	RW-42	10	3	0	3	2	–	–	–	–	–
Selected in the NHL Entry Draft (Sarnia), June 27, 1998. Claimed off of waivers by the New York Rangers, September 30, 2003.												
Helminen, Dwight	08-09	C-63	23	1	1	2	0	1	0	0	0	0
Signed as a free agent, July 3, 2008. Released, July 2009.												
Henderson, Archie	82-83	RW-29	15	2	1	3	64	–	–	–	–	–
Signed as a free agent after release by Washington Capitals, September 1982. Released, March 1983.												
Hess, Bob	83-84	D-40	3	0	0	0	0	–	–	–	–	–
Signed as a free agent (Swiss Elite League), December 1984. Released, July 1984.												
Hill, Brian	79-80	RW-27	19	1	1	2	4	–	–	–	–	–
Selected in NHL Expansion Draft from Atlanta Flames, June 1979. Released, June 1980.												
Hill, Sean	97-00/01-04	D-22	369	38	119	157	441	23	4	4	8	20
Acquired from Ottawa Senators for Chris Murray, November 18, 1997. Signed by the St. Louis Blues as a free agent, July 2, 2000. Acquired from St. Louis in exchange for Steve Halko and a fourth round pick in the 2002 Entry Draft, December 5, 2001. Signed by Florida Panthers as a free agent, July 2004.												
Hillen, Jack	15	D-38	3	0	0	0	0	–	–	–	–	–
Acquired from the Washington Capitals along with Arizona's fourth-round pick in the 2015 draft (93rd overall - Callum Booth) in exchange for Tim Gleason, Feb. 28, 2015. Released, July 2015.												
Hlavac, Jan	02-03	LW-20	52	9	15	24	22	–	–	–	–	–
Acquired along with Harold Druken from Vancouver Canucks in exchange for Marek Malik and Darren Langdon, November 1, 2002. Signed with NY Rangers as a free agent, August 2003.												
Hodgson, Rick	79-80	D-32/33	6	0	0	0	6	1	0	0	0	0
Selected in NHL Expansion Draft from Atlanta Flames, June 1979. Released, June 1980.												
Hoffman, Mike	82-83/84-86	LW-40/22/20	9	1	3	4	2	–	–	–	–	–
Selected in NHL Entry Draft (Branford, OHL), June 1981. Released, June 1987.												
Hoganson, Paul	75-76	G-29	4	0	0	0	0	–	–	–	–	–
Signed as a free agent from disbanded Baltimore Blades, August 1975. Released, December 1975.												
Holden, Josh	01-01	C-21	8	0	0	0	2	–	–	–	–	–
Selected in the waiver draft from the Vancouver Canucks, September 28, 2001. Claimed off waivers by Vancouver, October 25, 2001.												
Holik, Bobby	90-92	LW-24	154	42	46	88	157	13	0	1	1	13
Selected in NHL Entry Draft, June 1989 (Dukla Jihlava, Czech.). Traded with a second-round 1993 draft pick (Jay Pandolfo) to New Jersey Devils for Sean Burke and Eric Weinrich, August 1992.												
Holland, Ken	80-81	G-30	1	0	0	0	0	–	–	–	–	–
Signed as a free agent (Binghamton, AHL), September 1979. Released, June 1983.												
Hospodar, Ed	82-84	D/RW-23	131	1	18	19	362	–	–	–	–	–
Acquired from New York Rangers for Kent Erik Anderson, October 1982. Released, July 1984.												
Houda, Doug	90-94	D-27	142	6	14	20	356	12	0	2	2	21
Acquired in a trade from Detroit Red Wings for Doug Crossman, February 1991. Traded to Los Angeles Kings for Marc Potvin, November 1993.												
Howatt, Garry	81-82	LW-15/8	80	18	32	50	242	–	–	–	–	–
Acquired from New York Islanders for a 1983 fifth-round pick (Bob Caulfield), October 1981. Traded to New Jersey Devils with Rick Meagher for Merlin Malinowski and the NHL rights to Scott Fusco, October 1982.												
Howe, Gordie	77-80	C/RW-9	214	68	112	180	178	27	9	7	16	21
Signed as a free agent (Houston Aeros), June 1977. Retired, June 1980.												
Howe, Mark	77-82	LW/D-5	360	123	273	396	158	23	13	11	24	26
Signed as a free agent (Houston Aeros), June 1977. Selected by Boston Bruins in NHL Reclaim Draft but retained by Hartford as a priority selection for expansion draft. Traded to Philadelphia Flyers for Ken Linseman, Greg Adams and a first-round 1983 draft choice (David A. Jensen), August 1982.												
Howe, Marty	77-82/83-85	D/LW-18/27	260	20	43	63	167	26	2	3	5	21
Signed as a free agent (Houston Aeros), June 1977. Conditionally traded to Boston Bruins for "future considerations," September 1982. Returned to Hartford from Boston to complete earlier transaction. Retired, September 1985.												

ALL-TIME ROSTER

			REGULAR SEASON					PLAYOFFS				
	YEARS	POS.-NO.	GP	G	A	P	PIM	GP	G	A	P	PIM
Hughes, Pat	86-87	RW-24	2	0	0	0	2	3	0	0	0	0
Acquired from St. Louis Blues for a 10th-round draft choice (Andy Cesarski), March 1987. Released, July 1987.												
Hull, Bobby	79-80	LW-16	9	2	5	7	0	3	0	0	0	0
Acquired from Winnipeg Jets for "future considerations," February 1980. Retired after reaching contract impasse with Hartford, September 1980.												
Hull, Jody	88-89	RW-8	92	23	28	51	31	6	0	1	1	4
Selected in the NHL Entry Draft (Peterborough, OHL), June 1987. Traded to New York Rangers for Carey Wilson, July 1990.												
Hunter, Mark	90-92	R-26	74	14	13	27	199	10	5	1	6	23
Acquired in March 1991 trade from Calgary for Carey Wilson. Traded with "future considerations" (Yvon Corriveau) to Washington for Nick Kypreos, June 1992.												
Hurley, Paul	72-76	D-5	251	9	66	75	135	21	0	8	8	18
Chosen in WHA Player Selection Draft (Boston), February 1972. Traded to Edmonton with "future considerations" for Kerry Ketter and Steve Carlyle, February 1976.												
Hutchinson, Andrew	05-07	D-28/24	77	6	19	25	48	–	–	–	–	–
Acquired from Nashville for Phoenix's third-round selection (78th overall - Teemu Laaksa) in 2005, June 29, 2005. Traded to the New York Rangers along with center Joe Barnes and a third-round draft pick in 2008 for Matt Cullen, July 17, 2007.												
Hyndman, Mike	72-73	RW-21	59	4	14	18	21	–	–	–	–	–
Chosen in WHA Player Selection Draft (California), February 1972. Traded to Los Angeles Sharks for Mike Byers, February 1973.												
Hynes, Dave	76-77	LW-11	22	5	4	9	4	–	–	–	–	–
Signed as a free agent after release by Boston Bruins, August 1976. Released, June 1977.												
–I–												
Inkpen, Dave	78-79	D-26	41	0	7	7	15	5	0	1	1	4
Purchased from Indianapolis Racers, December 1978. Released, July 1980.												
Irbe, Arturs	98-04	G-1	309	0	4	4	46	30	0	0	0	4
Signed as a free agent, September 10, 1998. Traded to the Columbus Blue Jackets for future considerations, June 2004.												
–J–												
Jablonski, Pat	97-98	G-35/39	5	0	0	0	–	–	–	–	–	–
Signed as free agent, August 11, 1997. Released, July 1998.												
Janssens, Mark	92-97	C-22	341	20	43	63	712	–	–	–	–	–
Acquired from Minnesota North Stars for James Black, September 1992. Traded to Mighty Ducks of Anaheim for Bates Battaglia and a fourth-round draft pick in 1998 (Josef Vasicek).												
Jarvis, Doug	85-88	C-27	139	17	29	46	40	16	0	3	3	8
Acquired from Washington Capitals for Jorgen Pettersson, December 1985. Named assistant coach/player for Binghamton (AHL), December 1987. Contract bought out, May 1988.												
Jennings, Grant	88-91	D-25	163	7	20	27	412	11	1	0	1	34
Acquired from Washington Capitals with Ed Kastelic for Neil Sheehy and Mike Millar, July 1988. Traded to Pittsburgh Penguins along with Ron Francis and Ulf Samuelsson for John Cullen, Zarley Zalapski and Jeff Parker, March 1991.												
Jensen, David A.	84-85	LW-7	13	0	4	4	6	–	–	–	–	–
Selected in NHL Entry Draft (Lawrence Academy, Mass. H.S.), June 1983. Traded to Washington for Dean Evason and Peter Sidorkiewicz, March 1985.												
Jensen, Joe	08	C-34	6	1	0	1	2	–	–	–	–	–
Acquired from Pittsburgh in exchange for forward David Gove, January 31, 2008. Released, July 2009.												
Johnson, Mark	82-85	C/LW-12	201	85	118	203	76	–	–	–	–	–
Acquired from the Minnesota North Stars with Kent Erik Andersson for a 1984 fifth-round draft choice (Jim Poner) and "future considerations" (Jordy Douglas), in October 1984. Traded to St. Louis Blues with Greg Millen for Mike Liut and "future considerations" (Jorgen Pettersson), in February 1985.												
Johnston, Bernie	79-81	C/LW-24	57	12	24	36	16	3	0	1	1	0
Selected in NHL Expansion Draft (Philadelphia), June 1979. Released, September 1981.												
Jokinen, Jussi	09-13	C/LW-36	288	68	117	185	144	18	7	4	11	2
Acquired from Tampa Bay in exchange for Wade Brookbank, Josef Melichar and a 2009 fourth-round pick, February 7, 2009. Traded to Pittsburgh in exchange for a conditional 2013 sixth- or seventh-round draft pick (conditions not met), April 3, 2013.												
Jooris, Josh	17-18	RW-19	31	3	3	6	16	–	–	–	–	–
Signed as a free agent (Arizona Coyotes), July 1, 2017. Traded to Pittsburgh Penguins in exchange for Greg McKegg, February 26, 2018.												
Jordan, Michal	13-16	D-47	79	3	4	7	18	–	–	–	–	–
Selected in the NHL Entry Draft (Plymouth, OHL), June 21, 2008. Released, July 2016.												
Jordan, Ric	72-74	D-20/23	34	0	3	3	14	7	0	0	0	0
Chosen in WHA Player Selection Draft (Boston University), May 1972. Traded to Quebec Nordiques for Guy Dufour, May 1974.												
Joslin, Derek	11-12	D-27/33	61	3	6	9	37	–	–	–	–	–
Acquired from the San Jose Sharks in exchange for future considerations, February 18, 2011. Released, July 2012.												
–K–												
Kaberle, Frantisek	05-09	D-5	214	9	73	82	104	32	4	10	14	10
Signed as a free agent by Carolina, July 15, 2004. Bought out of remaining year of his contract, July 28, 2009.												
Kaberle, Tomas	11	D-51	29	0	9	9	2	–	–	–	–	–
Signed as a free agent by Carolina, July 5, 2011. Traded to Montreal Canadiens for Jaroslav Spacek, December 9, 2011.												
Kapanen, Sami	95-03	LW-24	520	145	203	348	105	34	4	12	16	6
Selected in fourth-round of 1995 NHL Entry Draft (87th overall). Traded along with Ryan Bast to the Philadelphia Flyers in exchange for Pavel Brendl and Bruno St. Jacques, February 7, 2003.												
Karlander, Al	73-75	C/LW-14	125	27	55	82	48	12	1	6	7	2
Signed as a free agent (Detroit), June 1973. Selected by Indianapolis Racers in WHA Expansion Draft, June 1975.												
Karpa, Dave	98-01	D-33	140	5	12	17	266	8	0	0	0	19
Acquired from Mighty Ducks of Anaheim along with Anaheim's fourth-round pick in the 2000 NHL Entry Draft for Stu Grimson and Kevin Haller, August 11, 1998. Signed as a free agent with the New York Rangers, July 1, 2001.												
Kastelic, Ed	88-92	RW/LW-22	147	9	9	18	505	2	0	0	0	0
Acquired from Washington Capitals with Grant Jennings for Neil Sheehy and Mike Millar, July 1988. Signed by Los Angeles Kings as a free agent, August 1992.												
Keczmer, Dan	91-94	D-4/37	36	4	5	9	40	–	–	–	–	–
Acquired from San Jose Sharks for Dean Evason, October 1991. Traded to Calgary Flames for Jeff Reese, November 1993.												
Keeler, Mike	73-74	D-20	1	0	0	0	0	1	0	0	0	0
Signed as a free agent (Jacksonville Barons, EHL), October 1973. Released, October 1974.												
Kemp, Kevin	80-81	D-24	3	0	0	0	0	4	–	–	–	– –
Selected from Toronto Maple Leafs in the NHL Expansion Draft, June 1979. Released, June 1981.												
Keon, Dave	76-82	C-14	384	91	203	294	74	32	11	22	33	6
Acquired from Edmonton Oilers with Steve Carlson, Jack Carlson, Dave Dryden and John McKenzie for Danny Arndt, cash and "future considerations" (the rights to Dave Debol), February 1977. Retired, July 1982.												

			REGULAR SEASON					PLAYOFFS				
	YEARS	POS.-NO.	GP	G	A	P	PIM	GP	G	A	P	PIM
Kerr, Tim	**92-93**	**RW-12**	**22**	**0**	**6**	**6**	**7**	**–**	**–**	**–**	**–**	**–**
Acquired from New York Rangers for a seventh-round draft pick (Sergei Kondrashkin) in 1993 draft, July 1992. Retired as a player and named assistant coach for Springfield Indians, January 1993.												
Khudobin, Anton	**13-15**	**G-31**	**70**	**0**	**0**	**0**	**0**	**–**	**–**	**–**	**–**	**–**
Signed as a free agent, July 5, 2013. Traded to Anaheim in exchange for defenseman James Wisniewski, June 27, 2015.												
Kidd, Trevor	**97-99**	**G-37**	**72**	**0**	**0**	**0**	**2**	**–**	**–**	**–**	**–**	**–**
Acquired from Calgary Flames along with Gary Roberts for Andrew Cassels and Jean-Sebastien Giguere on August 25, 1997. Selected by Atlanta Thrashers in 1999 NHL Expansion Draft, June 25, 1999.												
King, Derek	**96-97**	**LW-27**	**12**	**3**	**3**	**6**	**2**	**–**	**–**	**–**	**–**	**–**
Acquired for a fifth-round 1997 draft pick (Adam Eclinger) from the NY Islanders on March 18, 1997. Signed as a free agent with Toronto in August 1997.												
Kleinendorst, Scot	**84-88**	**D-35/18**	**186**	**9**	**30**	**39**	**347**	**17**	**2**	**5**	**7**	**38**
Acquired from New York Rangers for Blaine Stoughton, February 1984. Traded to Washington Capitals for Jim Thomson, March 1989.												
Koehler, Greg	**00-01**	**C-36**	**1**	**0**	**0**	**0**	**0**	**–**	**–**	**–**	**–**	**–**
Signed as a free agent, March 31, 1998. Traded to the Philadelphia Flyers, February 2002.												
Komisarek, Mike	**13-14**	**D-5**	**32**	**0**	**4**	**4**	**14**	**–**	**–**	**–**	**–**	**–**
Signed as a free agent, July 5, 2013. Released, July 2014.												
Konroyd, Steve	**91-93**	**D-5**	**92**	**5**	**21**	**26**	**95**	**7**	**0**	**1**	**1**	**2**
Acquired from Chicago Blackhawks for Rob Brown, January 1992. Traded to Detroit Red Wings for a 1993 sixth-round draft pick (pick traded back to Detroit in June 1993 for Brad McCrimmon), March 1993.												
Kotsopoulos, Chris	**81-85**	**D-24**	**241**	**29**	**60**	**89**	**443**	**–**	**–**	**–**	**–**	**–**
Acquired from New York Rangers with Gerry McDonald and Doug Sulliman for Mike Rogers, and a 10th-round 1982 draft pick (Simo Saarinen), October 1981. Traded to Toronto Maple Leafs for Stewart Gavin, September 1985.												
Kostopoulos, Tom	**09-10**	**RW-29**	**99**	**9**	**16**	**25**	**136**	**–**	**–**	**–**	**–**	**–**
Signed as a free agent, July 14, 2009. Traded to the Calgary Flames along with Anton Babchuk in exchange for Brett Sutter and Ian White, November 17, 2010.												
Kovalenko, Andrei	**98-00**	**RW-51**	**94**	**21**	**30**	**51**	**38**	**4**	**0**	**2**	**2**	**2**
Acquired from Philadelphia Flyers in exchange for Adam Burt, March 6, 1999. Signed by the Boston Bruins as a free agent, July 25, 2000.												
Kron, Robert	**92-00**	**RW/C-38/18**	**509**	**108**	**139**	**247**	**68**	**5**	**2**	**0**	**2**	**0**
Acquired from Vancouver Canucks for a third-round 1993 draft pick (Marek Malik) and "future considerations" (Jim Sandlak) for Murray Craven and a fifth-round 1993 draft pick (Scott Walker), March 1993. Selected by Columbus Blue Jackets in 2000 expansion draft, June 23, 2000.												
Kruger, Marcus	**17-18**	**C-16**	**48**	**1**	**5**	**6**	**28**	**–**	**–**	**–**	**–**	**–**
Acquired from Vegas Golden Knights for a fifth-round 2018 draft pick (Brandon Kruse), July 4, 2017. Traded to Arizona Coyotes with a third-round 2018 draft pick (Ty Emberson) in exchange for Jordan Martinook and a fourth-round 2018 draft pick (Luke Henman).												
Krygier, Todd	**89-91**	**LW-17**	**130**	**31**	**29**	**60**	**147**	**13**	**2**	**3**	**5**	**2**
Selected in NHL Supplemental Draft (Connecticut, ECAC II), June 1988. Traded to Washington Capitals for "future considerations" (fourth-round 1993 draft pick - pick later traded to Calgary, who selected Jason Smith) October 1991.												
Kucera, Frantisek	**93-95**	**D-4**	**84**	**6**	**26**	**33**	**54**	**–**	**–**	**–**	**–**	**–**
Acquired with Jocelyn Lemieux from Chicago Blackhawks for Gary Suter, Randy Cunneyworth and a third-round 1995 draft pick (Kevin McKay), March 1994. Traded with Jim Dowd to Vancouver Canucks for Jeff Brown and Vancouver's third-round draft pick in 1998, December 20, 1995.												
Kuokkanen, Janne	***17***	***C-59***	***4***	***0***	***0***	***0***	***0***	**–**	**–**	**–**	**–**	**–**
Selected in the NHL Entry Draft (Karpat, Finland), June 25, 2016.												
Kurka, Tomas	**03-04**	**LW-37**	**17**	**3**	**2**	**5**	**2**	**–**	**–**	**–**	**–**	**–**
Selected in the NHL Entry Draft (Plymouth, OHL), June 24, 2000. Released, June 2004.												
Kuznik, Greg	**00-01**	**D-53**	**1**	**0**	**0**	**0**	**0**	**–**	**–**	**–**	**–**	**–**
Selected in the NHL Entry Draft (Seattle, WHL), June 22, 1996. Released, July 2001.												
Kypreos, Nick	**92-94**	**LW-20**	**85**	**17**	**10**	**27**	**362**	**–**	**–**	**–**	**–**	**–**
Acquired from Washington Capitals for Mark Hunter and Yvon Corriveau, August 1992. Traded with Steve Larmer, Barry Richter and a 1994 sixth-round draft pick (Yuri Litvinov) to New York Rangers for James Patrick and Darren Turcotte, November 1993.												

–L–

Lack, Eddie	**15-17**	**G-31**	**54**	**0**	**2**	**2**	**0**	**–**	**–**	**–**	**–**	**–**
Acquired from Vancouver Canucks on June 27, 2015, in exchange for Carolina's 2015 third-round pick (Guillaume Brisebois) and Carolina's 2016 seventh-round pick (Brett McKenzie). Traded to Calgary Flames with Ryan Murphy and a seventh-round pick in the 2019 NHL Draft in exchange for Keegan Kanzig and a sixth-round pick in the 2019 NHL Draft, June 29, 2017.												
LaCouture, Dan	**08**	**LW-20**	**11**	**2**	**0**	**2**	**10**	**–**	**–**	**–**	**–**	**–**
Signed as a free agent, October 6, 2008. Signed with Astana of the KHL and subsequently suspended by the Hurricanes, December 29, 2009.												
Lacroix, Andre	**78-80**	**C-4**	**107**	**35**	**70**	**105**	**36**	**10**	**4**	**4**	**8**	**0**
Rights acquired from Winnipeg Jets for "future considerations," August 1978. Retired, December 1979.												
Lacroix, Pierre	**82-83**	**D-5**	**56**	**6**	**25**	**31**	**18**	**–**	**–**	**–**	**–**	**–**
Acquired from Quebec Nordiques for Blake Wesley, December 1982. Retired due to injuries sustained in automobile accident, August 1983.												
Ladd, Andrew	**05-08**	**LW-16**	**137**	**26**	**24**	**50**	**81**	**17**	**2**	**3**	**5**	**4**
Selected in the NHL Entry Draft (Calgary, WHL), June 26, 2004. Traded to Chicago in exchange for Tuomo Ruutu, February 26, 2008.												
Ladouceur, Randy	**86-93**	**D-29**	**377**	**10**	**38**	**48**	**622**	**32**	**3**	**8**	**11**	**43**
Acquired from Detroit Red Wings for Dave Barr, January 1987. Selected by Mighty Ducks of Anaheim in 1993 Expansion Draft, June 1993.												
Laforge, Mark	**89-90**	**LW-42**	**9**	**0**	**0**	**0**	**43**	**–**	**–**	**–**	**–**	**–**
Selected in NHL Entry Draft (Kingston, OHL), June 1986. Traded to Edmonton Oilers for Cam Brauer, March 1990.												
Landon, Bruce	**72-77**	**G-30**	**122**	**0**	**2**	**2**	**36**	**8**	**0**	**1**	**1**	**0**
Chosen in WHA Player Selection Draft (Los Angeles Kings), February 1972. Released, October 1974. Re-signed, February 1974. Retired, February 1978.												
Langdon, Darren	**00-02**	**LW-20**	**121**	**2**	**3**	**5**	**216**	**4**	**0**	**0**	**0**	**12**
Acquired from the NY Rangers along with Rob DiMaio for Sandy McCarthy and a fourth round pick in 2001, August 4, 2000. Traded along with Marek Malik to Vancouver Canucks in exchange for Jan. Hlavac and Harold Druken, November 1, 2002.												
LaRose, Chad	**05-13**	**RW-59**	**508**	**85**	**95**	**180**	**286**	**39**	**4**	**8**	**12**	**26**
Signed as a free agent by Carolina, August 6, 2003. Released, July 2013.												
Larouche, Pierre	**81-83**	**C-25/28**	**83**	**43**	**47**	**90**	**20**	**–**	**–**	**–**	**–**	**–**
Acquired from Montreal Canadiens for a swap of the teams' first-round 1984 draft choices and a 1984 second-round draft pick in December 1981. Released, September 1983. In the first-round swap, Montreal picked Petr Svoboda (5th), and Hartford selected Sylvain Cote (11th). Montreal traded a second-round draft pick to St. Louis (Brian Benning) along with Risk Wansley, their second pick (Tony Hrkac), and their third choice (Robert Dirk) in exchange for St. Louis' first-round draft pick (Shayne Corsen) and second-round draft pick (Stephane Richer) in June, 1984. Hartford traded Montreal's third-round draft pick (Bruce Racine) in 1983 to Pittsburgh while Montreal picked 47th overall (Rocky Dundas).												

ALL-TIME ROSTER

			REGULAR SEASON					PLAYOFFS				
	YEARS	POS.-NO.	GP	G	A	P	PIM	GP	G	A	P	PIM
Lawless, Paul	82-84/85-88	LW-11/28	215	49	70	119	54	1	0	0	0	0
Selected in NHL Entry Draft (Windsor, OHL), June 1982. Traded to Philadelphia Flyers for Lindsay Carson, January 1988.												
Lawton, Brian	88-89	C/LW-7	48	12	17	29	32	3	1	0	1	0
Acquired from New York Rangers with Don Maloney and Norm Maciver for Carey Wilson and a fifth-round draft pick in 1990 (Lubos Rob), December 1988. Put on waivers and claimed by Quebec, December 1989.												
Leach, Jamie	92-93	RW-34	19	3	2	5	4	–	–	–	–	–
Acquired on waivers from Pittsburgh Penguins, November 1992. Released, June 1993.												
Leach, Steve	97-98	RW-27	45	4	5	9	42	–	–	–	–	–
Acquired from St. Louis for Alexander Godynyuk and a 1998 sixth-round draft pick (Brad Voth), June 1997. Signed as a free agent by Ottawa, October 4, 1998.												
Legace, Manny	09-10	G-34	28	0	1	1	0	–	–	–	–	–
Signed as a free agent, November 9, 2009.												
Leighton, Michael	08-09, 16-17	G-49	33	0	1	1	4	–	–	–	–	–
Acquired from Montreal in exchange for Carolina's 2007 seventh-round draft pick, June 23, 2007. Claimed by Philadelphia on re-entry waivers, December 15, 2009. Signed as a free agent, September 7, 2016. Released, July 2017.												
Lemieux, Jocelyn	93-95	LW-23/26	86	13	8	21	82	–	–	–	–	–
Acquired with Frantisek Kucera from Chicago Blackhawks for Randy Cunneyworth, Gary Suter, and a third-round 1995 draft pick (Kevin McKay), March 1994. Traded to New Jersey Devils for Jim Dowd and New Jersey's second-round pick in 1998, December 20, 1995.												
Lenarduzzi, Mike	92-94	G-30	4	0	0	0	0	–	–	–	–	–
Selected in NHL Entry Draft (Sault Ste. Marie, OHL), June 1990.												
Leschyshyn, Curtis	96-00	D-7	255	8	32	40	139	6	0	0	0	6
Acquired from Washington Capitals for Andrei Nikolishin on November 9, 1996. Selected by Minnesota Wild in 2000 expansion draft, June 23, 2000.												
Letowski, Trevor	06-08	RW-19	136	11	15	26	48	–	–	–	–	–
Signed as a free agent, July 6, 2006. Signed as a free agent with Barys Astana (Russia), summer 2008.												
Levasseur, Louis	77-78	G-30	27	0	0	0	2	12	0	1	1	2
Acquired from Edmonton for Dave Dryden, Brett Callighen and two 1977 draft choices, June 1977. Traded to Quebec for Warren Miller, September 1978.												
Ley, Rick	72-81	D-2	559	39	228	267	828	73	7	33	40	142
Chosen in the WHA Player Selection Draft (Toronto Maple Leafs), February 1972. Selected by Toronto Maple Leafs in NHL Reclaim Draft, June 1979. Selected from Toronto Maple Leafs in NHL Expansion Draft, June 1979. Retired, September 1981.												
Liles, John-Michael	14-16	D-26	156	10	36	46	38	–	–	–	–	–
Acquried from the Toronto Maple Leafs along with the rights to defenseman Dennis Robertson in exchange for defenseman Tim Gleason, Jan. 1, 2014. Traded to the Boston Bruins on Feb. 29, 2016, in exchange for forward Anthony Camara, Boston's 2016 third-round pick (Jack Lafontaine) and Boston's 2017 fifth-round pick.												
Lindholm, Elias	13-18	C/RW-16/28	374	64	124	188	76	–	–	–	–	–
Selected in the NHL Entry Draft (Brynas, SHL), June 30, 2013. Traded to Calgary Flames with Noah Hanifin in exchange for Dougie Hamilton, Micheal Ferland and Adam Fox, June 23, 2018.												
Liut, Mike	85-90	G-1	217	0	5	5	10	17	0	0	0	2
Selected in WHA Amateur Draft (Bowling Green, CCHA), May 1976. WHA rights traded to Cincinnati Stingers with second-round 1979 draft choice for Greg Carroll and Bryan Maxwell, May 1977. Acquired from St. Louis Blues with "future considerations" (Jorgen Pettersson) for Mark Johnson and Greg Millen, February 1985. Traded to Washington Capitals for Yvon Corriveau, March 1990.												
Loktionov, Andrei	14	C-8	20	3	7	10	2	–	–	–	–	–
Acquired along with a conditional draft pick from the New Jersey Devils in exchange for forward Tuomo Ruutu, March 5, 2014. Released, July 2014.												
Lowe, Keegan	15	D-45	2	0	0	0	10	–	–	–	–	–
Selected in the 2011 NHL Draft (Edmonton, WHL), June 25, 2011. Traded to Montreal Canadiens in exchange for Philip Samuelsson, Feb. 21, 2017.												
Luksa, Chuck	79-80	D-29	8	0	1	1	4	–	–	–	–	–
Signed as a free agent (Cincinnati Stingers), August 1979. Released, October 1981.												
Lumley, Dave	84-85	LW-22	48	8	20	28	98	–	–	–	–	–
Selected from Edmonton Oilers in NHL Waiver Draft, October 1984. Placed on waivers and claimed by Edmonton Oilers, February 1985.												
Lupien, Gilles	80-82	D-23	21	2	5	7	41	–	–	–	–	–
Acquired from Pittsburgh Penguins for a sixth-round 1981 draft pick (Paul Edwards), February 1981. Released, July 1983.												
Lyle, George	76-79/81-83	LW-16	232	92	93	185	207	26	6	6	12	42
Signed as a free agent (Michigan Tech), July 1976. Selected by Detroit Red Wings in NHL Reclaim Draft, June 1979. Claimed on waivers from Detroit, November 1981. Released, July 1982.												
Lysak, Brett	04	C-56	2	0	0	0	2	–	–	–	–	–
Selected in the NHL Entry Draft (Regina, WHL), June 1999. Released, June 2004.												

–M–

MacDermid, Paul	81-89	RW-23/15/29/36	373	69	83	152	744	26	5	8	13	84
Selected in NHL Entry Draft (Windsor, OHL), June 1981. Traded to Winnipeg Jets for Randy Cunneyworth, December 1989.												
MacDonald, Craig	98-99, 01-03	C-31/12	58	2	4	6	20	5	0	0	0	2
Selected in NHL Entry Draft (Harvard, ECAC), June 1996. Signed with Florida as a free agent, August 2003.												
MacGregor, Gary	76-77	C-12	30	8	8	16	4	–	–	–	–	–
Acquired from Indianapolis Racers for Rosaire Paiement, November 1976. Traded to Calgary Cowboys for "future considerations," January 1977.												
MacGregor, Randy	81-82	LW-38	2	1	1	2	2	–	–	–	–	–
Signed as a free agent (Binghamton, AHL), February 1981. Released, June 1983.												
MacIver, Norm	88-89	D-33	37	1	22	23	24	1	0	0	0	2
Acquired from New York Rangers with Don Maloney and Brian Lawton for Carey Wilson and a fifth-round draft pick in 1990 (Lubos Rob), December 1988. Traded to Edmonton Oilers for Jim Ennis, October 1989.												
MacLeish, Rick	81-82	C-7	34	6	16	22	16	–	–	–	–	–
Acquired from Philadelphia Flyers with Don Gillen, Blake Wesley, first, second- and third-round 1982 draft picks (Paul Lawless, Mark Paterson, Kevin Dineen) for Ray Allison, Fred Arthur, and the Whalers' first and third picks in 1982 (Ron Sutter, Miroslav Dvorak), July 1981. Traded to Pittsburgh Penguins for Russ Anderson and an eighth-round 1983 draft pick (Chris DuPerron), December 1981.												
Malec, Tomas	03	D-71	43	0	2	2	45	–	–	–	–	–
Acquired along with Bret Hedican and Kevyn Adams from the Florida Panthers in exchange for Sandis Ozolinsh and Byron Ritchie, January 16, 2002. Traded to Mighty Ducks of Anaheim along with a second-round draft pick in 2004 (Kyle Klubertanz) for Martin Gerber.												
Malhotra, Manny	13-14	C-22	69	7	6	13	18	–	–	–	–	–
Signed as a free agent, Oct. 31, 2013. Released, July 2014.												
Malik, Marek	95-97, 98-02	D-23/5	317	17	60	77	291	30	0	3	3	28
Selected in the third-round (Vitkovice, Czech.) of the 1993 NHL Entry Draft. Traded along with Darren Langdon to Vancouver in exchange for Jan. Hlavac and Harold Druken, November 1, 2002.												
Malinowski, Merlin	82-83	C/LW-20	75	5	23	28	16	–	–	–	–	–
Acquired from New Jersey Devils with NHL rights to Scott Fusco for Rick Meagher and Garry Howatt, October 1982. Released, October 1983.												

			REGULAR SEASON					PLAYOFFS				
	YEARS	POS.-NO.	GP	G	A	P	PIM	GP	G	A	P	PIM
Malone, Brad	**14-16**	**C-24**	**122**	**9**	**12**	**21**	**149**	**–**	**–**	**–**	**–**	**–**
Signed as a free agent, July 1, 2014. Released, July 2016.												
Malone, Greg	**83-86**	**C-14**	**176**	**45**	**83**	**128**	**147**	**–**	**–**	**–**	**–**	**–**
Acquired from Pittsburgh Penguins for third-round 1985 draft pick (Bruce Racine), October 1983. Traded to Quebec Nordiques for Wayne Babych, October 1985.												
Maloney, Don	**88-89**	**LW-14**	**21**	**3**	**11**	**14**	**23**	**4**	**0**	**0**	**0**	**8**
Acquired from New York Rangers with Brian Lawton and Norm MacIver for Carey Wilson and a 1990 fifth-round draft pick (Lubos Rob), December 1988. Released, July 1989.												
Manderville, Kent	**96-00**	**C-44**	**258**	**16**	**24**	**40**	**99**	**6**	**0**	**0**	**0**	**2**
Signed as a free agent on October 1, 1996. Traded to the Philadelphia Flyers in exchange for Sandy McCarthy, March 14, 2000.												
Marchment, Bryan	**93-94**	**D-5/27**	**42**	**3**	**7**	**10**	**124**	**–**	**–**	**–**	**–**	**–**
Acquired with Steve Larmer from Chicago Blackhawks for Patrick Poulin and Eric Weinrich, November 1993. Awarded as compensation to Edmonton Oilers when Whalers signed Steven Rice, August 1994.												
Markov, Danny	**03-04**	**D-55**	**44**	**4**	**10**	**14**	**37**	**–**	**–**	**–**	**–**	**–**
Acquired from Phoenix Coyotes along with a third-round pick in the 2005 draft for David Tanabe and Igor Knyazev, June 2003. Traded to Philadelphia Flyers for Justin Williams, January 2004.												
Marshall, Paul	**82-83**	**LW-34**	**13**	**1**	**2**	**3**	**0**	**–**	**–**	**–**	**–**	**–**
Acquired from Toronto Maple Leafs for a 10th-round 1983 draft pick (Greg Rolston), October 1982. Released, July 1983.												
Martin, Tom	**87-90**	**LW-24**	**26**	**2**	**4**	**6**	**51**	**0**	**0**	**0**	**0**	**0**
Signed as a free agent (Winnipeg Jets), July 1987. Claimed by Minnesota North Stars in the 1988 NHL Waiver Draft, October 1988. Claimed on waivers by Hartford, December 1988. Released, June 1990.												
Martins, Steve	**95-98**	**C-32**	**28**	**1**	**4**	**5**	**8**	**–**	**–**	**–**	**–**	**–**
Selected in 1994 Supplemental Draft (Harvard), June 1994. Signed as a free agent by Ottawa, July 20, 1998.												
Matsumoto, Jon	**10-12**	**C-18**	**13**	**2**	**0**	**2**	**4**	**–**	**–**	**–**	**–**	**–**
Acquired from the Philadelphia Flyers in exchage for Washington's 2010 seventh-round draft pick, June 26, 2010. Traded to the Florida Panthers along with Mattias Lindstrom in exchange for Evgenii Dadonov and A.J. Jenks, January 18, 2012.												
Maxwell, Bryan	**77-78**	**D-24**	**17**	**2**	**1**	**3**	**11**	**–**	**–**	**–**	**–**	**–**
Acquired from Cincinnati Stingers with Greg Carroll for the WHA rights to Mike Liut and two 1979 draft picks, May 1977. Released and signed with Minnesota North Stars, February 1978.												
Mayer, Jim	**77-78**	**RW-27**	**51**	**11**	**9**	**20**	**21**	**–**	**–**	**–**	**–**	**–**
Signed as a free agent (Calgary Cowboys), July 1977. Placed on waivers and claimed by Edmonton Oilers, May 1978.												
McBain, Jamie	**10-13**	**D-4/28**	**206**	**19**	**56**	**75**	**48**	**–**	**–**	**–**	**–**	**–**
Selected in the NHL Entry Draft (US Nat'l Development Team Program), June 24, 2006. Traded to Buffalo along with a 2013 second-round draft pick (35th overall - J.T. Compher) in exchange for defenseman Andrej Sekera.												
McBain, Jason	**95-97**	**D-25**	**9**	**0**	**0**	**0**	**0**	**–**	**–**	**–**	**–**	**–**
Selected in the fourth-round in the 1992 NHL Entry Draft.												
McCarthy, Sandy	**00-00**	**LW-20**	**13**	**0**	**0**	**0**	**9**	**–**	**–**	**–**	**–**	**–**
Acquired from the Philadelphia Flyers in exchange of Kent Manderville, March 14, 2000. Traded to the New York Rangers along with a fourth-round pick in 2001 in exchange for Darren Langdon and Rob DiMaio, August 4, 2000.												
McClanahan, Rob	**81-82**	**C-15/28**	**17**	**0**	**3**	**3**	**11**	**–**	**–**	**–**	**–**	**–**
Claimed from Buffalo Sabres in NHL Waiver Draft, September 1981. Traded to New York Rangers for a 10th-round 1983 draft pick (Reine Karlsson), January 1982.												
McClement, Jay	**14-17**	**C-18**	**224**	**15**	**25**	**40**	**59**	**–**	**–**	**–**	**–**	**–**
Signed as a free agent, July 1, 2014. Released, July 2017.												
McCrimmon, Brad	**93-96**	**D-10**	**156**	**4**	**12**	**16**	**176**	**–**	**–**	**–**	**–**	**–**
Acquired from Detroit Red Wings for a 1993 sixth-round draft pick (pick had been previously acquired from Detroit in the Steve Konroyd trade), June 1993. Signed free agent contract with Phoenix Coyotes, June 1996.												
McDonald, Gerry	**81-84**	**D-31/33**	**8**	**0**	**0**	**0**	**4**	**–**	**–**	**–**	**–**	**–**
Acquired from New York Rangers with Doug Sulliman and Chris Kotsopoulos for Mike Rogers and a 10th-round 1982 draft pick (Simo Saarinen), October 1981. Released, July 1984.												
McDougal, Mike	**81-83**	**RW-23/32**	**58**	**8**	**10**	**18**	**43**	**–**	**–**	**–**	**–**	**–**
Claimed from New York Rangers in NHL Waiver Draft, October 1981. Released, July 1984.												
McEwen, Mike	**85-87**	**D-25**	**58**	**11**	**10**	**21**	**38**	**9**	**1**	**5**	**6**	**6**
Acquired from New York Rangers for Bob Crawford, March 1986. Left team to join Sierre HC of Swiss League, July 1987. Re-signed, March 1988. Returned to Swiss League, June 1988.												
McGill, Bob	**93-94**	**D-25**	**30**	**0**	**3**	**3**	**41**	**–**	**–**	**–**	**–**	**–**
Acquired on waivers from New York Islanders, November 1993.												
McGinn, Brock	***15-18***	***LW-23***	***158***	***26***	***24***	***50***	***38***	**–**	**–**	**–**	**–**	**–**
Selected in the NHL Entry Draft (Guelph, OHL), June 23, 2012.												
McIlhargey, Jack	**80-82**	**D-33/29**	**98**	**2**	**11**	**13**	**202**	**–**	**–**	**–**	**–**	**–**
Acquired with Norm Barnes from Philadelphia Flyers for a second-round 1982 draft pick (pick later transferred to Toronto, Peter Ihnacek), December 1980. Retired, August 1982.												
McKay, Ross	**90-91**	**G-49**	**1**	**0**	**0**	**0**	**0**	**–**	**–**	**–**	**–**	**–**
Signed as a free agent, June 1988. Released, October 1991.												
McKenzie, Jim	**89-94**	**LW-33/31**	**203**	**13**	**12**	**25**	**468**	**6**	**0**	**0**	**0**	**8**
Selected in NHL Entry Draft (Victoria, WHL), June 1989. Traded to Florida Panthers for Alexander Godynyuk, December 1993.												
McKenzie, John	**77-79**	**RW-19**	**189**	**57**	**76**	**133**	**201**	**29**	**11**	**14**	**25**	**34**
Acquired from Edmonton Oilers with Dave Keon, Dave Dryden, Jack Carlson and Steve Carlson for Danny Arndt, cash and "future considerations" (the rights to Dave Debol), January 1977. Retired, June 1979.												
McKeown, Roland	***17-18***	***D-55***	***10***	***0***	***3***	***3***	***19***	**–**	**–**	**–**	**–**	**–**
Selected in the NHL Entry Draft (Kingston, OHL), June 28, 2014.												
McLean, Kirk	**98-98**	**G-1**	**8**	**0**	**1**	**1**	**0**	**–**	**–**	**–**	**–**	**–**
Acquired from Vancouver Canucks along with Martin Gelinas, for Sean Burke, Enrico Ciccone, and Geoff Sanderson, January 3, 1998. Traded to the Florida Panthers for Ray Sheppard, March 24, 1998.												
McManama, Bob	**75-76**	**C-11**	**37**	**3**	**10**	**13**	**28**	**12**	**4**	**3**	**7**	**4**
Signed as a free agent after release by Pittsburgh Penguins, December 1975. Traded to Florida Breakers (later became Minnesota Fighting Saints) with Fred O'Donnell for Wayne Connelly, June 1976.												
Meagher, Rick	**80-83**	**C-20**	**96**	**31**	**29**	**60**	**70**	**–**	**–**	**–**	**–**	**–**
Traded to Hartford by Montreal Canadiens with Montreal's third (Paul MacDermid) and fifth- (Dan Bourbonnais) round choices in 1981 for Hartford's third (Dieter Hegen) and fifth (Steve Rooney) round choices in 1981, June 5, 1980. Traded to New Jersey Devils with Garry Howatt for Merlin Malinowski and Scott Fusco, October 1982.												
Melichar, Josef	**08**	**D-22**	**15**	**0**	**4**	**4**	**8**	**–**	**–**	**–**	**–**	**–**
Signed as a free agent, July 2008. Traded to Tampa Bay along with Wade Brookbank and a 2009 fourth-round draft pick in exchange for Jussi Jokinen, February 7, 2009.												

ALL-TIME ROSTER

			REGULAR SEASON					PLAYOFFS				
	YEARS	POS.-NO.	GP	G	A	P	PIM	GP	G	A	P	PIM
Merkosky, Glenn	**81-82**	**C-15**	**7**	**0**	**0**	**0**	**2**	**–**	**–**	**–**	**–**	**–**
Signed as a free agent (Calgary, WHL), August 1980. Released, July 1982.												
Methe, Gerry	**74-75**	**D-18**	**5**	**0**	**1**	**1**	**4**	**2**	**0**	**0**	**0**	**0**
Signed as a free agent after release by Pittsburgh Penguins, June 1974. Released, October 1974.												
Millar, Mike	**86-88**	**RW-8**	**38**	**9**	**9**	**18**	**6**	**–**	**–**	**–**	**–**	**–**
Selected in NHL Entry Draft (Hamilton, OHL), June 1983. Traded to Washington Capitals with Neil Sheehy for Ed Kastelic and Grant Jennings, July 1988.												
Millen, Greg	**81-85**	**G-30**	**219**	**0**	**10**	**10**	**24**	**–**	**–**	**–**	**–**	**–**
Signed as a free agent from Pittsburgh Penguins, June 1981. Pat Boutette and Kevin McClelland later sent to Pittsburgh as compensation. Traded to St. Louis Blues with Mark Johnson for Mike Liut and "future considerations" (Jorgen Pettersson), February 1985.												
Miller, Warren	**78-79/80-83**	**RW-27**	**284**	**59**	**67**	**126**	**164**	**10**	**0**	**8**	**8**	**28**
Acquired from Quebec Nordiques for Louis Levasseur, September 1978. Selected by New York Rangers in NHL Reclaim Draft, June 1979. Re-acquired from New York Rangers for $100 under terms of 1979 NHL Expansion Draft. (WHA player reclaimed by NHL club could be re-acquired by former WHA team if placed on waivers by NHL club). Released, July 1983.												
Mormina, Joey	**08**	**D-29**	**1**	**0**	**0**	**0**	**0**	**–**	**–**	**–**	**–**	**–**
Signed as a free agent, July 2, 2007. Signed as a free agent with Pittsburgh, July 8, 2008.												
Murray, Chris	**96-97**	**RW-17**	**15**	**1**	**2**	**3**	**32**	**–**	**–**	**–**	**–**	**–**
Acquired from Phoenix Coyotes for Gerald Diduck on March 18, 1997. Traded to the Ottawa Senators for Sean Hill, November 18, 1997.												
Moss, Tyler	**00-01**	**G-31**	**12**	**0**	**0**	**0**	**0**	**0**	**0**	**0**	**0**	**0**
Signed as a free agent, August 9, 2000. Signed with Vancouver Canucks as a free agent, July 5, 2002.												
Murphy, Mike	**11-12**	**G-70**	**2**	**0**	**0**	**0**	**0**	**–**	**–**	**–**	**–**	**–**
Selected in NHL Entry Draft (Belleville, OHL), June 21, 2008. Released, July 2012. Signed as a free agent, July 11, 2013. Released, July 2014.												
Murphy, Ryan	**13-17**	**D-7**	**151**	**6**	**31**	**37**	**38**	**–**	**–**	**–**	**–**	**–**
Selected in NHL Entry Draft (Kitchener, OHL), June 24, 2011. Traded to Calgary Flames with Eddie Lack and a seventh-round pick in the 2019 NHL Draft in exchange for Keegan Kanzig and a sixth-round pick in the 2019 NHL Draft, June 29, 2017.												
Murray, Marty	**03-04**	**C-15**	**66**	**5**	**7**	**12**	**8**	**–**	**–**	**–**	**–**	**–**
Acquired from Philadelphia Flyers for a sixth-round pick in the 2004 Draft (Frederik Cabana), June 2003. Did not re-sign, July 2005.												
Murzyn, Dana	**85-88**	**D-4**	**185**	**13**	**49**	**62**	**265**	**10**	**2**	**1**	**3**	**39**
Selected in NHL Entry Draft (Calgary, WHL), June 1985. Traded to Calgary Flames with Shane Churla for Neil Sheely, Carey Wilson and rights to Lane MacDonald, January 1988.												
Muzzatti, Jason	**95-97**	**G-29**	**53**	**0**	**1**	**1**	**51**	**–**	**–**	**–**	**–**	**–**
Claimed by Hartford from the Calgary Flames in the Waiver Draft, October 6, 1995. Traded to the NY Rangers for a fourth-round draft pick in the 1998 Draft (Tommy Westlund) on August 8, 1997.												

–N–

Nachbaur, Don	**80-82**	**LW-26/31**	**154**	**21**	**38**	**59**	**256**	**–**	**–**	**–**	**–**	**–**
Selected in NHL Entry Draft (Billings, WHL), August 1979. Traded to Edmonton Oilers with Ken Linseman for Risto Siltanen and Brent Loney, August 1982.												
Nakladal, Jakub	**16**	**D-14**	**3**	**0**	**0**	**0**	**0**	**–**	**–**	**–**	**–**	**–**
Signed as a free agent, Oct. 6, 2016. Contract terminated, Nov. 14, 2016.												
Nash, Riley	**11-16**	**C-20**	**242**	**31**	**50**	**81**	**69**	**–**	**–**	**–**	**–**	**–**
Acquired from Edmonton Oilers in exchange for a second-round pick in the 2010 Draft (Martin Marincin), June 26, 2010. Released, July 2016.												
Necas, Martin	***17***	***C-88***	***1***	***0***	***0***	***0***	***0***	**–**	**–**	**–**	**–**	**–**
Selected in NHL Draft (HC Kometa Brno, Czech), June 23, 2017.												
Nedeljkovic, Alex	***17***	***G-35***	***1***	***0***	***0***	***0***	***2***	**–**	**–**	**–**	**–**	**–**
Selected in NHL Draft (Plymouth, OHL), June 28, 2014.												
Nestrasil, Andrej	**14-17**	**C/W-15**	**115**	**17**	**29**	**46**	**14**	**–**	**–**	**–**	**–**	**–**
Claimed on waivers from Detroit, Nov. 20, 2014. Released, July 2017.												
Neufeld, Ray	**79-86**	**RW-10/17**	**331**	**95**	**131**	**226**	**400**	**2**	**1**	**0**	**1**	**0**
Selected in NHL Entry Draft (Edmonton, WHL), August 1979. Traded to Winnipeg Jets for David Babych, November 1985.												
Newberry, John	**85-86**	**C-33**	**3**	**0**	**0**	**0**	**0**	**–**	**–**	**–**	**–**	**–**
Signed as a free agent (Montreal Canadiens), September 1985. Released, July 1986.												
Nieckar, Barry	**92-93**	**LW-12**	**2**	**0**	**0**	**0**	**2**	**–**	**–**	**–**	**–**	**–**
Signed as a free agent (Raleigh, ECHL), September 1992. Signed by Calgary Flames as free agent, June, 1995.												
Nikolishin, Andrei	**94-97**	**C-11/13**	**112**	**24**	**52**	**76**	**46**	**–**	**–**	**–**	**–**	**–**
Acquired in the second-round (Moscow Dynamo, Russia) of the 1992 NHL Entry Draft. Traded to Washington Capitals for Curtis Leschyshyn, November 9, 1996.												
Nodl, Andreas	**11-13**	**RW-14**	**56**	**3**	**5**	**8**	**8**	**–**	**–**	**–**	**–**	**–**
Claimed on waivers from the Philadelphia Flyers, November 29, 2011. Released, July 2013.												
Nolan, Brandon	**07-08**	**C/LW-36**	**6**	**0**	**1**	**1**	**0**	**–**	**–**	**–**	**–**	**–**
Signed as a free agent, July 2, 2007. Contract expired July 1, 2008.												
Nordgren, Niklas	**05-06**	**LW-44**	**43**	**4**	**2**	**6**	**30**	**–**	**–**	**–**	**–**	**–**
Selected in the NHL Entry Draft (MoDo Jr. – Sweden), June 21, 1997. Traded to Pittsburgh along with Krystofer Kolanos and a second-round draft pick in 2007 for Mark Recchi, March 9, 2006.												
Nordstrom, Joakim	**15-18**	**LW-42**	**228**	**19**	**24**	**43**	**35**	**–**	**–**	**–**	**–**	**–**
Acquired on September 11, 2015, from the Chicago Blackhawks along with forward Kris Versteeg and Chicago's 2017 third-round draft pick (later traded back to Chicago) in exchange for defensemen Dennis Robertson and Jack Massie, as well as Carolina's 2017 fifth-round draft pick. Signed by Boston Bruins as a free agent, July 1, 2018.												
Norwood, Lee	**91-92**	**D-23**	**6**	**0**	**0**	**0**	**16**	**–**	**–**	**–**	**–**	**–**
Acquired from New Jersey Devils for "future considerations," October 1991. Traded to St. Louis Blues for "future considerations," November 1991.												
Nylander, Michael	**92-94**	**C-36/92**	**117**	**22**	**55**	**77**	**60**	**–**	**–**	**–**	**–**	**–**
Selected in NHL Entry Draft (Aik Solna, Sweden), June 1991. Traded with Zarley Zalapski and James Patrick to Calgary Flames for Gary Suter, Paul Ranheim and Ted Drury, March 1994.												

–O–

O'Donnell, Fred	**74-76**	**RW-16**	**155**	**32**	**26**	**58**	**165**	**20**	**2**	**5**	**7**	**35**
Signed as a free agent from Vancouver Canucks, February 1974. Traded to Florida Breakers (later renamed the Minnesota Fighting Saints) with Bob McManama for Wayne Connelly, June 1976.												
O'Neill, Jeff	**95-04**	**C-92/19**	**673**	**198**	**218**	**416**	**552**	**34**	**9**	**8**	**17**	**37**
Selected in NHL Entry Draft (Guelph Storm, OHL), June 1994. Traded to Toronto in exchange for a conditional pick in the 2006 NHL Entry Draft, July 2005.												
O'Sullivan, Patrick	**10**	**C-19**	**10**	**1**	**0**	**1**	**2**	**–**	**–**	**–**	**–**	**–**
Signed as a free agent, September 17, 2010. Claimed on waivers by the Minnesota Wild, November 23, 2010.												
Osala, Oskar	**10**	**LW-32**	**1**	**0**	**0**	**0**	**0**	**–**	**–**	**–**	**–**	**–**
Acquired from Washington along with Brian Pothier and Washington's 2011 second-round pick in exchange for Joe Corvo, March 3, 2010.												

			REGULAR SEASON					PLAYOFFS				
	YEARS	POS.-NO.	GP	G	A	P	PIM	GP	G	A	P	PIM
Ouimet, Ted	**74-75**	**G-30**	**1**	**0**	**0**	**0**	**0**	–	–	–	–	–
Purchased from Cleveland Crusaders, December 1975. Re-sold to Cleveland, January 1976.												
Ozolinsh, Sandis	**00-02**	**D-8**	**118**	**16**	**51**	**67**	**105**	**6**	**0**	**1**	**1**	**5**
Acquired from Colorado Avalanche along with a second round pick in 2000 (Tomas Kurka) in exchange for Nolan Pratt, the Hurricanes' first round pick (Vaclav Nedorost) and two second round picks (Jared Anlin, Argis Saviels) in 2000 on June 24, 2000. Traded to Florida Panthers along with Byron Ritchie in exchange for Bret Hedican, Kevyn Adams and Tomas Malec, January 16, 2002.												

–P–

Paiement, Rosaire	**75-77**	**C-12**	**93**	**33**	**45**	**78**	**101**	**17**	**4**	**11**	**15**	**41**
Acquired from Denver Spurs for a first-round 1976 draft choice, June 1975. Traded to Indianapolis Racers for Gary MacGregor, November 1976.												
Palushaj, Aaron	**14**	**RW-37**	**2**	**0**	**0**	**0**	**0**	–	–	–	–	–
Signed as a free agent, July 11, 2013. Released, July 2014.												
Parker, Jeff	**90-91**	**RW-25**	**4**	**0**	**0**	**0**	**4**	–	–	–	–	–
Acquired from Pittsburgh Penguins with Zarley Zalapski and John Cullen in exchange for Ron Francis, Ulf Samuelsson and Grant Jennings, March 1991. Released, November 1992.												
Paterson, Mark	**82-86**	**D-6**	**29**	**3**	**3**	**6**	**33**	–	–	–	–	–
Selected in NHL Entry Draft (Ottawa, OHL), June 1982. Traded to Calgary Flames for Yves Courteau, October 1985.												
Patrick, James	**93-94**	**D-4**	**47**	**8**	**20**	**28**	**32**	–	–	–	–	–
Acquired with Darren Turcotte from New York Rangers for Steve Larmer, Nick Kypreos, Barry Richter and a 1994 sixth-round draft pick (Yuri Litvinov) November 1993. Traded with Zarley Zalapski and Michael Nylander to Calgary Flames for Gary Suter, Paul Ranheim and Ted Drury, March 1994.												
Pavese, Jim	**88-89**	**LW/D-31/4**	**5**	**0**	**0**	**0**	**5**	**1**	**0**	**0**	**0**	**0**
Acquired from Detroit Red Wings for Torrie Robertson, March 1989.												
Pedersen, Allen	**92-94**	**D-41**	**66**	**1**	**4**	**5**	**69**	–	–	–	–	–
Acquired from Minnesota North Stars for a 1993 sixth round draft pick (Rick Mrozik), June 1992.												
Pederson, Barry	**91-92**	**C-25**	**5**	**2**	**2**	**4**	**0**	–	–	–	–	–
Signed as a free agent, September 1991. Released, November 1991.												
Pellerin, Scott	**01**	**LW-38**	**19**	**0**	**5**	**5**	**6**	**6**	**0**	**0**	**0**	**4**
Acquired from Minnesota Wild for a third round pick in 2001 Entry Draft, rights to Askhat Rakhmatullin and future considerations. Signed by Boston Bruins as a free agent, July 26, 2001.												
Peloffy, Andre	**78-79**	**C-20**	**10**	**2**	**0**	**2**	**2**	**2**	**0**	**0**	**0**	**0**
Signed as a free agent from Springfield Indians (AHL), August 1977. Released, July 1978.												
Pesce, Brett	***15-18***	***D-54/22***	***216***	***9***	***46***	***55***	***54***	–	–	–	–	–
Selected in the NHL Entry Draft (New Hampshire, H-East), June 30, 2013.												
Peters, Justin	**10-14**	**G-60/35**	**68**	**0**	**2**	**2**	**8**	–	–	–	–	–
Selected in the NHL Entry Draft (Toronto-St. Michaels OHL), June 26, 2004. Released, July 2014.												
Peterson, Brent	**87-88**	**C-17**	**52**	**2**	**7**	**9**	**40**	–	–	–	–	–
Selected from Vancouver Canucks in NHL Waiver Draft, October 1987. Retired, July 1989.												
Petrovicky, Robert	**92-95**	**C-39**	**77**	**9**	**11**	**20**	**84**	–	–	–	–	–
Selected in NHL Entry Draft (Dukla Trencin, Czech.), June 1992. Traded to Dallas for Dan Kesa on November 29, 1995.												
Petruzalek, Jakub	**09**	**RW-56**	**2**	**0**	**1**	**1**	**0**	–	–	–	–	–
Acquired from the New York Rangers in exchange for Brad Isbister, November 21, 2006. Released, July 2009.												
Pettersson, Jorgen	**85-86**	**LW-22**	**23**	**5**	**5**	**10**	**2**	–	–	–	–	–
Acquired from St. Louis Blues to complete an earlier deal in which Hartford traded Mark Johnson and Greg Millen to St. Louis for Mike Liut and "future considerations," April 1985. Traded to Washington Capitals for Doug Jarvis, December 1985.												
Picard, Alexandre	**10**	**D-45**	**9**	**0**	**0**	**0**	**6**	–	–	–	–	–
Acquired from Ottawa along with Ottawa's 2010 second-round pick in exchange for Matt Cullen, February 12, 2010. Signed with Montreal as a free agent, July 2010.												
Picard, Michel	**90-92**	**LW-47**	**25**	**4**	**5**	**9**	**8**	–	–	–	–	–
Selected in NHL Entry Draft (Trois-Riviere, QMJHL), June 1989. Traded to San Jose Sharks for "future considerations" (Yvon Corriveau), October 1992.												
Pierce, Randy	**83-85**	**RW-38**	**34**	**9**	**5**	**14**	**17**	–	–	–	–	–
Signed as a free agent (New Jersey), December 1982. Released, July 1985.												
Pietrangelo, Frank	**91-94**	**G-40**	**54**	**0**	**0**	**0**	**6**	**7**	**0**	**0**	**0**	**0**
Acquired from Pittsburgh Penguins for third- and seventh-round 1994 draft picks (Sven Butenschon, Serge Anbin), March 1992. Signed by New York Islanders as a free agent, August 1994.												
Pitkanen, Joni	**08-13**	**D-25**	**266**	**24**	**116**	**140**	**218**	**18**	**0**	**8**	**8**	**16**
Acquired from the Edmonton Oilers in exchange for Erik Cole, July 1, 2008. Released, July 2014.												
Pleau, Larry	**72-79**	**C/W-4/24/29**	**468**	**157**	**215**	**372**	**180**	**66**	**29**	**22**	**51**	**37**
Selected in WHA Player Selection Draft, February 1972 (Montreal). Traded to Indianapolis Racers, June 1978, but vetoed trade. Retired, September 1978. Came out of retirement, January 1979. Retired, September 1979.												
Plumb, Ron	**77-80**	**D-6**	**131**	**8**	**29**	**37**	**65**	**23**	**2**	**8**	**10**	**16**
Acquired from Cincinnati Stingers for Greg Carroll, February 1978. Released, July 1981.												
Ponikarovsky, Alexei	**11-12**	**LW-23**	**49**	**7**	**8**	**15**	**26**	–	–	–	–	–
Signed as a free agent, July 2011. Traded to New Jersey in exchange for Joe Sova and a fourth-round pick (Jaccob Slavin) in the 2012 draft, January 2012.												
Pothier, Brian	**10**	**D-5**	**20**	**1**	**3**	**4**	**11**	–	–	–	–	–
Acquired from Washington along with Oskar Osala and Washington's 2011 second-round pick in exchange for Joe Corvo, March 3, 2010. Signed as a free agent with Geneve-Servette HC (Switzerland), July 2010.												
Poturalski, Andrew	***17***	***C-57***	***2***	***0***	***0***	***0***	***0***	–	–	–	–	–
Signed as a free agent (University of New Hampshire), March 8, 2016.												
Poulin, Patrick	**91-94**	**LW-37/24**	**93**	**22**	**32**	**54**	**50**	**7**	**2**	**1**	**3**	**0**
Selected in NHL Entry Draft (St. Hyac, QMJHL), June 1991. Traded with Eric Weinrich to Chicago for Steve Larmer and Bryan Marchment, November 1993.												
Pratt, Nolan	**96-00**	**D-41/4**	**157**	**4**	**19**	**23**	**235**	**3**	**0**	**0**	**0**	**2**
Selected in 1993 NHL Entry Draft (Portland, WHL) in fifth round (115th overall). Traded to Colorado Avalanche along with Carolina's first-round pick (Vaclav Nedorost) and two second-round picks (Jared Aulin, Argis Saviels) in 2000 in exchange for Sandis Ozolinsh and a second-round pick in 2000 (Tomas Kurka), June 24, 2000.												
Primeau, Keith	**96-99**	**C-55**	**234**	**82**	**94**	**176**	**346**	**6**	**0**	**3**	**3**	**6**
Acquired along with Paul Coffey and a 1997 first-round draft pick (Nikos Tselios) from Detroit Red Wings for Brendan Shanahan and Brian Glynn on October 9, 1996. Traded to Philadelphia Flyers along with a fifth-round pick for Rod Brind'Amour, Jean-Marc Pelletier and a second-round pick in 2000, January 23, 2000.												
Pronger, Chris	**93-95**	**D-44**	**124**	**10**	**34**	**44**	**167**	–	–	–	–	–
Selected in NHL Entry Draft (Peterborough, OHL), June 1993. Hartford acquired San Jose's pick (2nd overall) in the 1993 draft in exchange for Hartford's first, second, and third picks in the 1993 draft and future considerations (Sergei Makarov). Also, Hartford sent a 1994 second-round pick to the Florida Panthers (Jason Podollan). Traded to St. Louis Blues for Brendan Shanahan, July 1995.												
Propp, Brian	**93-94**	**LW-15/26**	**65**	**12**	**17**	**29**	**44**	–	–	–	–	–
Signed as a free agent, October 1993. Released, June 1994.												

ALL-TIME ROSTER

			REGULAR SEASON					PLAYOFFS				
	YEARS	POS.-NO.	GP	G	A	P	PIM	GP	G	A	P	PIM
–Q–												
Quenneville, Joel	**83-90**	**D-3**	**457**	**25**	**70**	**95**	**408**	**26**	**0**	**7**	**7**	**18**
Acquired from Calgary Flames with Richie Dunn for Mickey Volcan, July 1983. Traded to Washington Capitals for cash, October 1990.												
–R–												
Raeder, Cap	**75-77**	**G-35**	**29**	**0**	**0**	**0**	**2**	**15**	**0**	**1**	**1**	**0**
Selected in WHA Amateur Draft (University of New Hampshire), June 1975. Released, August 1978.												
Ranheim, Paul	**93-00**	**LW-14/28**	**432**	**49**	**80**	**129**	**117**	**6**	**0**	**0**	**0**	**2**
Acquired with Gary Suter and Ted Drury from Calgary Flames for Zarley Zalapski, James Patrick and Michael Nylander, March 1994. Traded to Philadelphia Flyers in exchange for an eighth-round pick in 2002 entry draft, May 31, 2000.												
Rask, Victor	***14-18***	***C-49***	***313***	***62***	***95***	***157***	***68***	–	–	–	–	–
Selected in NHL Draft (Leksand, Sweden), June 25, 2011.												
Rattie, Ty	**17**	**RW-8**	**5**	**0**	**2**	**2**	**0**	–	–	–	–	–
Claimed on waivers from St. Louis Blues, Jan. 4, 2017. Claimed on waivers by St. Louis Blues, Feb. 19, 2017.												
Reaugh, Daryl	**90-92**	**G-31**	**20**	**0**	**0**	**0**	**4**	–	–	–	–	–
Signed as a free agent, September 1989. Released, June 1992.												
Recchi, Mark	**06-06**	**RW-18**	**20**	**4**	**3**	**7**	**12**	**25**	**7**	**9**	**16**	**18**
Acquired from Pittsburgh for Krystofer Kolanos, Niklas Nordgren and a second-round draft pick in 2007, March 9, 2006.												
Reeds, Mark	**87-89**	**RW-14/38**	**45**	**0**	**8**	**8**	**37**	**0**	**0**	**0**	**0**	**0**
Acquired from St. Louis for a third-round 1989 draft pick, September 1987. (Later upgraded to a 1989 second-round pick in Charles Bourgeois deal [Rick Corriveau].)												
Reese, Jeff	**93-95**	**G-35/30**	**37**	**0**	**1**	**1**	**0**	–	–	–	–	–
Acquired from Calgary for Dan Keczmer, November 1993. Traded to Tampa Bay for a ninth-round draft pick in 1996 (Askhat Rakhmatullin), December 1, 1995.												
Renaud, Mark	**79-83**	**D-32/20/28/25**	**142**	**5**	**47**	**52**	**80**	–	–	–	–	–
Selected in NHL Entry Draft (Niagara Falls, OHL), August 1979. Selected by Buffalo Sabres in NHL Waiver Draft, October 1983.												
Rice, Steven	**94-98**	**R-12**	**224**	**44**	**40**	**84**	**205**	–	–	–	–	–
Signed as a free agent, August 1994. Bryan Marchment awarded as compensation to Edmonton Oilers.												
Richards, Todd	**90-92**	**D-46**	**8**	**0**	**4**	**4**	**6**	**11**	**0**	**3**	**3**	**6**
Acquired from Montreal Canadiens in October 1990. Released, June 1993.												
Richmond, Danny	**05-06**	**D-51**	**10**	**0**	**1**	**1**	**7**	–	–	–	–	–
Selected in NHL Entry Draft (Michigan, CCHA), June 21, 2003. Traded to Chicago along with a fourth-round pick in 2006 for Anton Babchuk and a fourth-round pick in 2007.												
Rissanen, Rasmus	***15***	***D-62***	***6***	***0***	***0***	***0***	***4***	–	–	–	–	–
Selected in NHL Entry Draft (Kalpa Jr., Finland Jr.), June 27, 2009. Released, July 2016.												
Ritchie, Byron	**98-02**	**C-15**	**33**	**0**	**2**	**2**	**19**	–	–	–	–	–
Selected in NHL Entry Draft (Leithbridge, WHL), June 1995. Traded to Florida Panthers along with Sandis Ozolinsh for Bret Hedican, Kevyn Adams and Tomas Malec, January 16, 2002.												
Roberts, Doug	**75-77**	**D-14**	**140**	**7**	**31**	**38**	**84**	**19**	**1**	**1**	**2**	**8**
Signed as a free agent (Detroit, NHL), September 1975. Released, July 1977.												
Roberts, Gary	**97-00**	**LW-10**	**207**	**57**	**87**	**144**	**343**	**6**	**1**	**1**	**2**	**8**
Acquired from Calgary along with Trevor Kidd for Andrew Cassels and Jean-Sebastien Giguere, August 25, 1997. Signed by Toronto as a free agent, July 4, 2000.												
Roberts, Gordie	**75-81**	**D-7**	**418**	**52**	**183**	**235**	**672**	**49**	**5**	**21**	**26**	**83**
Signed as an underage junior from Victoria (WCHL), September 1975. Traded to Minnesota North Stars for Mike Fidler, December 1980.												
Robertson, Torrie	**83-88**	**LW-32**	**299**	**34**	**75**	**109**	**1284**	**16**	**1**	**1**	**2**	**73**
Acquired from Washington Capitals for Greg Adams, October 1983. Traded to Detroit Red Wings for Jim Pavese, March 1989.												
Rodney, Bryan	**08-11**	**D-28/33/29**	**33**	**1**	**12**	**13**	**12**	–	–	–	–	–
Signed as a free agent, May 12, 2008. Released, July 2011.												
Rogers, Mike	**75-81**	**C-17**	**434**	**182**	**285**	**467**	**139**	**49**	**13**	**24**	**37**	**14**
Acquired from Edmonton Oilers with "future considerations" for Wayne Carleton, January 1976. Traded to New York Rangers for Gerry McDonald, Doug Sulliman and Chris Kotsopoulos, October 1981.												
Rourke, Allan	**03-04**	**D-38**	**25**	**1**	**2**	**3**	**22**	–	–	–	–	–
Acquired from the Toronto Maple Leafs for Harold Druken and Jeff Daw, May 2003.												
Rowe, Tom	**80-82**	**RW-12/29**	**115**	**23**	**32**	**55**	**256**	**3**	**2**	**0**	**2**	**0**
Acquired from Washington Capitals for Alan Hangsleben, January 1980. Released, December 1981.												
Roy, Nicolas	***18***	***C-58***	***1***	***0***	***0***	***0***	***0***	–	–	–	–	–
Selected in NHL Draft (Chicoutimi, QMJHL), June 27, 2015.												
Roy, Pierre	**78-79**	**D-3**	**1**	**0**	**0**	**0**	**2**	–	–	–	–	–
Signed for one game, April 1979. Released, April 1979.												
Rucinski, Mike	**98-00**	**D-46/18**	**26**	**0**	**2**	**2**	**10**	–	–	–	–	–
Selected in NHL Entry Draft, July 8, 1995. Traded to New Jersey Devils for Ted Drury, March 4, 2002.												
Ruutu, Tuomo	**08-14**	**C/LW-15**	**378**	**90**	**126**	**216**	**291**	**16**	**1**	**3**	**4**	**8**
Acquired from the Chicago Blackhawks in exchange for left wing Andrew Ladd, February 26, 2008. Traded to the New Jersey Devils in exchange for forward Andrei Loktionov, March 5, 2014.												
Ryan, Derek	**16-18**	**C-33**	**153**	**28**	**41**	**69**	**52**	–	–	–	–	–
Signed as a free agent, June 15, 2015. Signed by the Calgary Flames as a free agent, July 1, 2018.												
Ryan, Michael	**08-09**	**C-36/20**	**18**	**0**	**2**	**2**	**2**	–	–	–	–	–
Signed as a free agent, October 31, 2008. Released, June 2010.												
–S–												
Samson, Jerome	**10-12**	**RW-71/67**	**46**	**2**	**7**	**9**	**18**	–	–	–	–	–
Signed as s free agent, July 2, 2007. Released, July 2013.												
Samsonov, Sergei	**08-11**	**LW-14**	**249**	**54**	**81**	**135**	**82**	**17**	**5**	**3**	**8**	**6**
Claimed on waivers from the Chicago Blackhawks, January 8, 2008. Traded to the Florida Panthers in exchange for Bryan Allen, February 28, 2011.												
Samuelsson, Ulf	**84-91**	**D-5**	**463**	**31**	**144**	**175**	**1108**	**31**	**2**	**5**	**7**	**109**
Selected in NHL Entry Draft (Leksands, Sweden), June 1982. Traded to Pittsburgh Penguins with Ron Francis and Grant Jennings for John Cullen, Zarley Zalapski and Jeff Parker, March 1991.												
Sanderson, Geoff	**90-98**	**LW/C-13/8**	**479**	**196**	**173**	**369**	**195**	**10**	**1**	**0**	**1**	**2**
Selected in NHL Entry Draft, June 1990. Traded to Vancouver along with Sean Burke and Enrico Ciccone for Kirk McLean and Martin Gelinas, January 3, 1998.												
Sandlak, Jim	**93-95**	**R-14/52**	**40**	**6**	**2**	**8**	**32**	–	–	–	–	–
Acquired from Vancouver Canucks as "future consideration" in March 1993 trade that saw the Whalers send Murray Craven and a 1993 fifth-round draft pick (Scott Walker) for Robert Kron, a 1993 third-round draft pick (Marek Malik) and "future considerations," May 1993. Contract expired, June 1995.												

			REGULAR SEASON					PLAYOFFS				
	YEARS	POS.-NO.	GP	G	A	P	PIM	GP	G	A	P	PIM
Sanguinetti, Bobby	**11-13**	**D-24**	**40**	**2**	**4**	**6**	**4**	–	–	–	–	–
Acquired from the New York Rangers in exchange for a sixth-round pick in the 2010 NHL Entry Draft and a second-round pick in the 2012 NHL Entry Draft, June 26, 2010. Released, July 2013.												
Sarrizin, Dick	**72-73**	**RW-16**	**35**	**4**	**7**	**11**	**0**	–	–	–	–	–
Selected in WHA Player Selection Draft (Philadelphia Flyers), February 1973. Traded to Chicago Cougars for cash and an undisclosed draft choice, October 1973.												
Savard, Jean	**79-80**	**C-6**	**1**	**0**	**0**	**0**	**0**	–	–	–	–	–
Selected in NHL Expansion Draft (Chicago, NHL), June 1979. Released, July 1981.												
Schurman, Maynard	**79-80**	**LW/C-24**	**7**	**0**	**0**	**0**	**0**	–	–	–	–	–
Claimed from Philadelphia Flyers in NHL Expansion Draft, June 1979. Released, July 1980.												
Seidenberg, Dennis	**07-09**	**D-4**	**137**	**6**	**45**	**51**	**57**	**16**	**1**	**5**	**6**	**16**
Acquired from the Phoenix Coyotes in exchange for center Kevyn Adams, January 8, 2007. Released, July 2009.												
Sekera, Andrej	**13-15**	**D-4**	**131**	**13**	**50**	**63**	**28**	–	–	–	–	–
Acquired from the Buffalo Sabres in exchange for defenseman Jamie McBain and Carolina's 2013 second-round pick (35th overall - J.T. Compher). Traded to Los Angeles on Feb. 25, 2015, in exchange for defenseman Roland McKeown and the Kings' first-round pick in 2016.												
Selby, Brit	**73-74**	**LW-18**	**65**	**13**	**29**	**42**	**48**	**13**	**3**	**4**	**7**	**13**
Acquired from Philadelphia Blazers for Bob Brown, November 1972. Traded to Toronto Toros for Bob Charlebois, June 1973.												
Selwood, Brad	**72-79**	**D-3**	**431**	**42**	**143**	**185**	**556**	**63**	**6**	**12**	**18**	**81**
Selected in WHA Player Selection Draft (Toronto, WHA), February 1972. Chosen by Montreal Canadiens in NHL Reclaim Draft, June 1979.												
Semenko, Dave	**86-87**	**LW-72**	**57**	**4**	**8**	**12**	**87**	**4**	**0**	**0**	**0**	**15**
Acquired from Edmonton Oilers for a third-round 1988 draft pick (Trevor Sim), December 1986. Traded to Toronto Maple Leafs for Bill Root, September 1987.												
Semin, Alexander	**13-15**	**LW-28**	**166**	**41**	**64**	**105**	**120**	–	–	–	–	–
Signed as a free agent, July 26, 2012. Released (buyout), July 2015.												
Shanahan, Brendan	**95-96**	**LW-94**	**76**	**45**	**34**	**79**	**125**	–	–	–	–	–
Acquired from St. Louis Blues for Chris Pronger, July 27, 1995. Traded to Detroit Red Wings along with Brian Glynn for Keith Primeau, Paul Coffey and a first-round draft pick in 1997 (Nikos Tselios).												
Shank, Daniel	**91-92**	**RW-36**	**13**	**2**	**0**	**2**	**18**	**5**	**0**	**0**	**0**	**22**
Acquired from Detroit Red Wings for Chris Tancill, December 1991. Signed by Tampa Bay Lightning as a free agent, August 1992.												
Shaw, Brad	**85-92**	**D-33/25/32**	**210**	**11**	**84**	**95**	**107**	**19**	**4**	**8**	**12**	**6**
Acquired from Detroit Red Wings for an eighth-round 1984 draft pick (Lars Karlsson), May 1984. Signed to play in Italy, June 1988. Returned to Hartford, March 1989. Traded to New Jersey Devils for "future considerations," June 1992.												
Sheehy, Neil	**87-88**	**D-0**	**26**	**1**	**4**	**5**	**116**	**1**	**0**	**0**	**0**	**7**
Acquired from Calgary Flames with Carey Wilson and rights to Lane MacDonald for Shane Churla and Dana Murzyn, January 1988. Traded to Washington Capitals with Mike Millar for Grant Jennings and Ed Kastelic, July 1988.												
Sheehy, Tim	**72-75/77-78/79-80**	**C/RW-15/10**	**244**	**92**	**92**	**184**	**70**	**35**	**14**	**19**	**33**	**26**
Chosen in WHA Player Selection Draft (U.S. Olympic Team), February 1972. Traded to Edmonton Oilers for Ron Climie, February 1975. Acquired from Detroit Red Wings for "future considerations," February 1979. Released, July 1980.												
Sheppard, Ray	**98-99**	**RW-26**	**84**	**29**	**35**	**64**	**18**	**6**	**5**	**1**	**6**	**2**
Acquired from the Florida Panthers for Kirk McLean, March 24, 1998. Signed as a free agent by the Florida Panthers, November 15, 1999.												
Sherven, Gord	**86-87**	**C/RW-36/22**	**8**	**0**	**0**	**0**	**0**	–	–	–	–	–
Claimed from Edmonton Oilers in NHL Waiver Draft, October 1986. Joined Canadian Olympic Team, August 1987. Re-joined Hartford Whalers, February 1988. Signed to play in Switzerland, June 1988.												
Shmyr, Paul	**81-82**	**D-3**	**66**	**1**	**11**	**12**	**134**	–	–	–	–	–
Signed as a free agent after release by Minnesota North Stars, October 1981. Released, July 1982.												
Shugg, Justin	**14**	**RW-52**	**3**	**0**	**0**	**0**	**2**	–	–	–	–	–
Selected in the NHL Entry Draft (Windsor, OHL), June 26, 2010.												
Sidorkiewicz, Peter	**87-92**	**G-30**	**178**	**0**	**9**	**9**	**12**	**15**	**0**	**1**	**1**	**2**
Acquired from Washington Capitals with Dean Evason for David A. Jensen, March 1985. Selected by Ottawa Senators in NHL Expansion Draft, June 1992.												
Siltanen, Risto	**82-86**	**D-8**	**277**	**40**	**118**	**158**	**122**	–	–	–	–	–
Acquired with Brent Loney from Edmonton Oilers for Ken Linseman and Don Nachbaur, August 1982. Traded to Quebec Nordiques for John Anderson, March 1986.												
Sims, Al	**79-81**	**D-3**	**156**	**26**	**67**	**93**	**98**	**3**	**0**	**0**	**0**	**2**
Selected from Boston Bruins in NHL Expansion Draft, June 1979. Claimed by Los Angeles Kings in NHL Waiver Draft, October 1981.												
Skinner, Jeff	**10-18**	**C/RW-53**	**579**	**204**	**175**	**379**	**268**	–	–	–	–	–
Selected in NHL Entry Draft (Kitchener, OHL), June 25, 2010. Traded to Buffalo Sabres for Cliff Pu, a second-round pick in 2019 and third- and sixth-round picks in 2020, August 2, 2018.												
Slavin, Jaccob	***15-18***	***D-74***	***227***	***15***	***69***	***84***	***30***	–	–	–	–	–
Selected in the NHL Entry Draft (Chicago, USHL), June 23, 2012.												
Smedsmo, Dale	**76-77**	**LW-24**	**15**	**2**	**0**	**2**	**54**	–	–	–	–	–
Purchased from Cincinnati Stingers, November 1976. Traded to Cincinnati for "future considerations," February 1977.												
Smith, Al	**72-75/77-80**	**G-1**	**290**	**0**	**11**	**11**	**139**	**37**	**0**	**1**	**1**	**14**
Selected in WHA Player Selection Draft (Detroit), February 1972. Released, January 1976. Signed as a free agent, August 1977. Sold to Colorado Rockies, September 1980.												
Smith, Guy	**72-74**	**RW-19**	**39**	**4**	**8**	**12**	**31**	**11**	**2**	**0**	**2**	**4**
Selected in WHA Player Selection Draft (New Hampshire, ECAC), February 1972. Released, October 1973.												
Smith, Stuart	**79-83**	**D-33/3**	**77**	**2**	**10**	**12**	**95**	–	–	–	–	–
Selected in NHL Entry Draft (Peterborough, OHL), August 1979. Released, July 1985.												
Smyth, Kevin	**93-96**	**LW-51/20/14**	**58**	**6**	**8**	**14**	**31**	–	–	–	–	–
Selected in NHL Entry Draft (Moose Jaw, WHL), June 1992. Signed as a free agent with Orlando Solar Bears (IHL), August 1996.												
Spacek, Jaroslav	**11-12**	**D-8**	**34**	**5**	**7**	**12**	**6**	–	–	–	–	–
Acquired from the Montreal Canadiens in exchange for Tomas Kaberle, December 9, 2011. Released, July 2012.												
Staal, Eric	**03-16**	**C-12**	**909**	**322**	**453**	**775**	**678**	**43**	**19**	**24**	**43**	**12**
Selected in NHL Entry Draft (Peterborough, OHL), June 21, 2003. Traded to the New York Rangers on Feb. 28, 2016, in exchange for forward Aleksi Saarela, the Rangers' 2016 second-round pick (later traded to Chicago on June 15, 2016, along with Chicago's own 2017 third-round pick in exchange for Teuvo Teravainen and Bryan Bickell - Chicago selected Artur Kayumov 50th overall) and the Rangers' 2017 second-round pick (Luke Martin).												
Staal, Jared	**13**	**RW-13**	**2**	**0**	**0**	**0**	**2**	–	–	–	–	–
Acquired from Phoenix in exchange for a 2010 fifth-round pick (138th overall - Louis Domingue), May 13, 2010. Released, July 2015.												
Staal, Jordan	***13-18***	***C-11***	***412***	***86***	***148***	***234***	***178***	–	–	–	–	–
Acquired from Pittsburgh in exchange for Brandon Sutter, Brian Dumoulin and a 2012 first-round pick (8th overall - Derrick Pouliot), June 22, 2012.												
Stalberg, Viktor	**16-17**	**LW-25**	**57**	**9**	**3**	**12**	**33**	–	–	–	–	–
Signed as a free agent, July 1, 2016. Traded to Ottawa Senators in exchange for a third-round pick in the 2017 NHL Draft, Feb. 28, 2017.												
Staniowski, Ed	**83-85**	**G-1**	**19**	**0**	**0**	**0**	**2**	–	–	–	–	–
Acquired from Winnipeg Jets for Mike Veisor, November 1983. Released, July 1985.												

ALL-TIME ROSTER

			REGULAR SEASON					PLAYOFFS				
	YEARS	POS.-NO.	GP	G	A	P	PIM	GP	G	A	P	PIM
Stempniak, Lee	**16-18**	**RW-21**	**119**	**19**	**30**	**49**	**36**	**–**	**–**	**–**	**–**	**–**
Signed as a free agent, July 1, 2016. Released, July 2018.												
Stephenson, Bob	**79-80**	**RW-27/28**	**4**	**0**	**1**	**1**	**0**	**–**	**–**	**–**	**–**	**–**
Selected in WHA Dispersal Draft (Birmingham, WHA), June 1979. Traded to Toronto Maple Leafs for Pat Boutette, December 1979.												
Stevens, John	**90-95**	**D-45**	**44**	**0**	**8**	**8**	**34**	**–**	**–**	**–**	**–**	**–**
Signed as a free agent, July 1990. Signed as a free agent with Philadelphia Flyers, June 1996.												
Stewart, Anthony	**11-12**	**RW-13**	**77**	**9**	**11**	**20**	**30**	**–**	**–**	**–**	**–**	**–**
Signed as a free agent, July 2, 2011. Traded to Los Angeles along with a 2013 fourth-round pick (96th overall - later traded to Edmonton - Kyle Platzer) and a 2014 sixth-round draft pick in exchange for Kevin Westgarth.												
St. Jacques, Bruno	**03-04**	**D-25**	**53**	**2**	**7**	**9**	**43**	**–**	**–**	**–**	**–**	**–**
Acquired along with Pavel Brendl from Philadelphia in exchange for Sami Kapanen and Ryan Bast, February 7, 2003.												
Stillman, Cory	**05-08/11**	**LW-61**	**191**	**52**	**113**	**165**	**74**	**25**	**9**	**17**	**26**	**14**
Signed as a free agent, August 2, 2005. Traded to the Ottawa Senators along with Mike Commodore in exchange for Joe Corvo and Patrick Eaves, February 11, 2008. Acquired from the Florida Panthers in exchange for Ryan Carter and a 2011 fifth-round draft pick, February 22, 2011. Released, July 2011.												
Storr, Jamie	**03-04**	**G-1**	**14**	**0**	**0**	**0**	**0**	**–**	**–**	**–**	**–**	**–**
Signed as a free agent, October 2003. Released June, 2004.												
Storm, Jim	**93-95**	**LW-46/24**	**74**	**6**	**13**	**19**	**27**	**–**	**–**	**–**	**–**	**–**
Selected in NHL Entry Draft (Michigan Tech., WCHA), June 1991. Released, August 1995.												
Stoughton, Blaine	**78-84**	**RW-21**	**393**	**228**	**161**	**389**	**162**	**8**	**4**	**3**	**7**	**4**
Purchased from Indianapolis Racers with Dave Inkpen, November 1978. Traded to New York Rangers for Scot Kleinendorst, February 1984.												
Stoyanovich, Steve	**83-84**	**LW-7**	**23**	**3**	**5**	**8**	**11**	**–**	**–**	**–**	**–**	**–**
Acquired from New York Islanders for a 1985 fifth-round draft choice (Tommy Hedland), August 1983. Released, July 1984.												
Sulliman, Doug	**81-84**	**RW-22**	**221**	**57**	**71**	**128**	**73**	**–**	**–**	**–**	**–**	**–**
Acquired from New York Rangers with Gerry McDonald and Chris Kotsopoulos, October 1981. Released, June 1984.												
Sullivan, Bob	**82-83**	**C/LW-26**	**62**	**18**	**19**	**37**	**18**	**–**	**–**	**–**	**–**	**–**
Signed as a free agent (Binghamton, AHL), August 1982. Released, August 1982.												
Surma, Damian	**03-04**	**LW-52**	**2**	**1**	**1**	**2**	**0**	**–**	**–**	**–**	**–**	**–**
Selected in the NHL Entry Draft (Plymouth, OHL), June 26, 1999. Released June 2004.												
Sutter, Brandon	**08-12**	**C-16**	**286**	**53**	**54**	**107**	**64**	**–**	**–**	**–**	**–**	**–**
Selected in the NHL Entry Draft (Red Deer, WHL), June 21, 2007. Traded to the Pittsburgh Penguins along with Brian Dumoulin and a first-round pick (Derrick Pouliot) in the 2012 Draft in exchange for Jordan Staal, June 22, 2012.												
Sutter, Brett	**11-14**	**LW-42**	**36**	**1**	**4**	**5**	**24**	**–**	**–**	**–**	**–**	**–**
Acquired from the Calgary Flames along with Ian White in exchange for Anton Babchuk and Tom Kostopoulos, November 27, 2010. Released, July 2014.												
Sutter, Brody	**14, 16**	**C-48**	**12**	**0**	**0**	**0**	**0**	**–**	**–**	**–**	**–**	**–**
Selected in the NHL Entry Draft (Lethbridge, WHL), June 25, 2011. Traded to Florida Panthers in exchange for Connor Brickley, Oct. 11, 2016.												
Svoboda, Jaroslav	**02-04**	**LW-62**	**91**	**8**	**14**	**22**	**40**	**23**	**1**	**4**	**5**	**28**
Selected in NHL Entry Draft (Olomouc, Czech), June 27, 1998. Traded to the Dallas Stars for a fourth-round pick in 2005, June 2004.												
Swain, Garry	**74-77**	**C/LW-20**	**171**	**22**	**33**	**55**	**70**	**25**	**3**	**5**	**8**	**56**
Signed as a free agent after release by Pittsburgh Penguins, September 1974. Released, September 1977.												
–T–												
Tanabe, David	**99-03/06-07/07-08**	**D-21/45**	**329**	**21**	**61**	**82**	**167**	**7**	**2**	**1**	**3**	**12**
Selected in NHL Entry Draft (Wisconsin, WCHA) June 26, 1999. Traded to Phoenix along with Igor Knyazev for Danny Markov and a third-round draft pick, June 21, 2003. Signed as a free agent by Carolina, August 29, 2006. Released, July 2007. Signed as a free agent by Carolina, October 6, 2007. Released (buyout), November 2008.												
Tancill, Chris	**90-92**	**RW/C-37**	**19**	**1**	**1**	**2**	**6**	**–**	**–**	**–**	**–**	**–**
Selected in June 1989 NHL Supplemental Draft (Wisconsin, WCHA). Traded to Detroit Red Wings for Daniel Shank, December 1991.												
Tennyson, Matt	**16-17**	**D-26**	**45**	**0**	**6**	**6**	**6**	**–**	**–**	**–**	**–**	**–**
Signed as a free agent, July 3, 2016. Released, July 2017.												
Teravainen, Teuvo	***16-18***	***LW-86***	***163***	***38***	***68***	***106***	***30***	**–**	**–**	**–**	**–**	**–**
Acquired from the Chicago Blackhawks with Bryan Bickell in exchange for a second-round pick in the 2016 NHL Draft (Artur Kayumov) and a third-round pick in the 2017 NHL Draft (Keith Petruzzelli), June 15, 2016.												
Terry, Chris	**13-16**	**F-58/25**	**138**	**20**	**14**	**34**	**30**	**–**	**–**	**–**	**–**	**–**
Selected in NHL Entry Draft (Plymouth, OHL), June 23, 2007. Released, July 2016.												
Tetarenko, Joey	**03**	**RW-33**	**2**	**0**	**0**	**0**	**0**	**–**	**–**	**–**	**–**	**–**
Signed as a free agent, July 2003. Released, June 2004.												
Thomson, Jim	**88-89**	**RW-18**	**5**	**0**	**0**	**0**	**14**	**–**	**–**	**–**	**–**	**–**
Acquired from Washington Capitals in exchange for Scot Kleinendorst, March 1989. Traded to New Jersey Devils for Chris Cichocki, October 1989.												
Tippett, Dave	**84-90**	**LW-15**	**483**	**75**	**120**	**195**	**181**	**33**	**3**	**8**	**11**	**14**
Signed as free agent (Canadian Olympic Team), March 1984. Traded to Washington for Washington's sixth-round choice (Jarrett Reid) in 1992 draft, September 30, 1990.												
Tlusty, Jiri	**09-15**	**C/LW-19**	**322**	**76**	**69**	**145**	**102**	**–**	**–**	**–**	**–**	**–**
Acquired from the Toronto Maple Leafs in exchange for the rights to Philippe Paradis, December 3, 2010. Traded to Winnipeg on Feb. 25, 2015, in exchange for Winnipeg's third-round selection in the 2016 NHL Draft and either Winnipeg's fifth- or sixth-round selection in the 2015 NHL Draft. Conditions were met and Carolina used Winnipeg's fifth-round selection in the 2015 NHL Draft (138th overall - Spencer Smallman).												
Tolchinsky, Sergey	**16-17**	**LW-61**	**4**	**0**	**2**	**2**	**0**	**–**	**–**	**–**	**–**	**–**
Signed as a free agent, August 22, 2013. Released, June 2018.												
Tomlak, Mike	**89-94**	**C/LW-28**	**141**	**15**	**22**	**37**	**103**	**10**	**0**	**1**	**1**	**4**
Signed as a free agent (University of Western Ontario), May 1988. Released, June 1994.												
Troy, James	**75-77**	**RW-25**	**21**	**0**	**0**	**0**	**50**	**2**	**0**	**0**	**0**	**29**
Signed as a free agent (Beauce Jaros, NAHL), February 1976. Sold to Erie Blades (NAHL), January 1977.												
Tselios, Nikos	**02**	**D-48**	**2**	**0**	**0**	**0**	**2**	**–**	**–**	**–**	**–**	**–**
Selected in NHL Entry Draft (Belleville, OHL), June 21, 1997.												
Tuer, Allan	**88-90**	**D-40**	**6**	**0**	**0**	**0**	**29**	**–**	**–**	**–**	**–**	**–**
Signed as a free agent (Minnesota North Stars), July 1989. Released, June 1990.												
Turcotte, Darren	**93-95**	**C-12/89**	**66**	**19**	**29**	**48**	**26**	**–**	**–**	**–**	**–**	**–**
Acquired with James Patrick from New York Rangers for Steve Larmer, Nick Kypreos, Barry Richter and a 1994 sixth-round pick (Yuri Litvinov), November 1993. Traded to Winnipeg Jets for Nelson Emerson, October 6, 1995.												
Turgeon, Sylvain	**83-89**	**LW-16**	**370**	**178**	**150**	**328**	**366**	**25**	**3**	**7**	**10**	**18**
Selected in NHL Entry Draft (Hull, QMJHL), June 1983. Traded to New Jersey Devils for Pat Verbeek, June 1989.												

			REGULAR SEASON					PLAYOFFS				
	YEARS	POS.-NO.	GP	G	A	P	PIM	GP	G	A	P	PIM
Tverdovsky, Oleg	**05-06**	**D-70**	**72**	**3**	**20**	**23**	**37**	**5**	**0**	**0**	**0**	**0**
Signed as a free agent by Carolina, August 4, 2005. Traded to the Los Angeles Kings along with the rights to defenseman Jack Johnson in exchange for center Eric Belanger and defenseman Tim Gleason, September 29, 2006.												

–V–

van Riemsdyk, Trevor	***17-18***	***D-57***	***79***	***3***	***13***	***16***	***20***	–	–	–	–	–
Acquired from Vegas Golden Knights with a seventh-round pick in 2018 (pick later traded to New York Rangers–Riley Hughes) in exchange for a second-round pick in 2017 (Jake Leschyshyn), June 22, 2017.												
Vasicek, Josef	**00-06, 07**	**C-63**	**341**	**57**	**78**	**135**	**229**	**37**	**5**	**2**	**7**	**20**
Selected in NHL Entry Draft (Slavia Praha, Czech), June 27, 1998. Traded to Nashville for Scott Walker, July 18, 2006. Acquired from Nashville in exchange for center Eric Belanger, February 9, 2007. Released, July 2007.												
Veisor, Mike	**80-83**	**G-1/31**	**69**	**0**	**1**	**1**	**2**	–	–	–	–	–
Acquired from Chicago Blackhawks for a second-round 1981 draft pick (Kevin Griffin), June 1980. Traded to Winnipeg Jets for Ed Staniowski, November 1983.												
Vellucci, Mike	**87-88**	**D-35**	**2**	**0**	**0**	**0**	**11**	**0**	**0**	**0**	**0**	**0**
Selected in NHL Entry Draft (Belleville, OHL), June 1984. Released, June 1989.												
Verbeek, Pat	**89-95**	**LW/RW-16**	**404**	**185**	**200**	**385**	**1091**	**20**	**5**	**6**	**11**	**78**
Acquired from New Jersey Devils for Sylvain Turgeon, June 1989. Traded to the New York Rangers for Glen Featherstone, Michael Stewart, the Rangers' first-round draft pick in 1995 (Jean-Sebastien Giguere) and a fourth-round pick in 1996 (Steve Wasylko).												
Versteeg, Kris	**15-16**	**RW-32**	**63**	**11**	**22**	**33**	**36**	–	–	–	–	–
Acquired on September 11, 2015, from the Chicago Blackhawks along with forward Joakim Nordstrom and Chicago's 2017 third-round draft pick (later traded back to Chicago) in exchange for defensemen Dennis Robertson and Jack Massie, as well as Carolina's 2017 fifth-round draft pick. Traded to the Los Angeles Kings on Feb. 28, 2016, in exchange for forward Valentin Zykov and a conditional 2016 fifth-round pick (conditions not met).												
Volcan, Mickey	**80-83**	**D-32/4**	**143**	**7**	**29**	**36**	**128**	–	–	–	–	–
Selected in NHL Entry Draft (North Dakota, WCHA), June 1980. Traded to Calgary Flames for Richie Dunn and Joel Quenneville, July 1984.												
Vrbata, Radim	**03-05**	**RW-19**	**106**	**19**	**16**	**35**	**32**	–	–	–	–	–
Acquired from the Colorado Avalanche in exchange for Bates Battaglia, March 11, 2003. Traded to Chicago for future considerations, December 29, 2005.												

–W–

Walker, Scott	**06-10**	**RW-24**	**213**	**43**	**60**	**103**	**222**	**18**	**1**	**6**	**7**	**19**
Acquired from Nashville in exchange for Josef Vasicek, July 18, 2006. Traded to Washington in exchange for Washington's 2010 seventh-round pick, March 3, 2010.												
Wallace, Tim	**13**	**RW-29**	**28**	**1**	**1**	**2**	**17**	–	–	–	–	–
Signed as a free agent, July 19, 2012. Released, July 2013.												
Wallmark, Lucas	***17-18***	***C-71***	***19***	***1***	***2***	***3***	***4***	–	–	–	–	–
Selected in NHL Draft (Lulea, SHL), June 28, 2014.												
Wallin, Niclas	**00-10**	**D-7**	**517**	**18**	**51**	**69**	**391**	**69**	**3**	**5**	**8**	**32**
Selected in the fourth round of the 2000 NHL Entry Draft, June 2000 (Brynas IF Gavle, Sweden). Traded to San Jose along with Carolina's 2010 fifth-round pick in exchange for Buffalo's 2010 second-round pick, February 7, 2010.												
Ward, Aaron	**01-06/09-10**	**D-4**	**336**	**16**	**51**	**67**	**317**	**48**	**3**	**4**	**7**	**40**
Acquired from Detroit Red Wings in exchange for a second round pick in the 2002 NHL Entry Draft, July 9, 2001. Signed by the New York Rangers as a free agent, July 3, 2006. Re-acquired from Boston in exchange for Patrick Eaves and a 2010 fourth-round pick, July 24, 2009. Traded to Anaheim in exchange for Justin Pogge and Boston's 2010 fourth-round pick, March 3, 2010.												
Ward, Cam	**05-18**	**G-30**	**668**	**1**	**11**	**12**	**44**	**41**	**0**	**1**	**1**	**0**
Selected in the NHL Entry Draft (Red Deer, WHL), June 22, 2002. Signed by Chicago Blackhawks as a free agent, July 1, 2018.												
Warner, Jim	**78-80**	**RW-25**	**73**	**6**	**12**	**18**	**30**	**1**	**0**	**0**	**0**	**0**
Signed as a free agent (Colorado College), June 1978. Released, July 1980.												
Watt, Mike	**03**	**C-29**	**5**	**0**	**0**	**0**	**0**	–	–	–	–	–
Signed as a free agent, July 31, 2002.												
Webster, Tom	**72-78**	**RW-8**	**352**	**220**	**205**	**435**	**241**	**43**	**28**	**26**	**54**	**19**
Chosen in WHA Player Selection Draft (California Golden Seals, NHL), February 1972. Retired, October 1978.												
Weekes, Kevin	**02-04**	**G-80**	**119**	**0**	**0**	**0**	**8**	**8**	**0**	**0**	**0**	**0**
Acquired from Tampa Bay Lightning in exchange for Shane Willis and Chris Dingman, March 5, 2002. Released June 2004.												
Weeks, Steve	**84-88**	**G-31/35**	**94**	**0**	**1**	**1**	**11**	**4**	**0**	**0**	**0**	**0**
Acquired from New York Rangers for a 1986 third-round pick (Shaun Clouston). September 1984. Traded to Vancouver Canucks for Richard Brodeur, March 1988.												
Weinrich, Eric	**92-94**	**D-4/5**	**87**	**8**	**30**	**38**	**78**	–	–	–	–	–
Acquired from New Jersey Devils with Sean Burke for Bobby Holik and a second-round 1993 draft pick (Jay Pandolfo), August 1992. Traded with Patrick Poulin to Chicago Blackhawks for Steve Larmer and Bryan Marchment.												
Weight, Doug	**06-06**	**C-39**	**23**	**4**	**9**	**13**	**25**	**23**	**3**	**13**	**16**	**20**
Acquired from St. Louis along with Erkki Rajamaki for Jesse Boulerice, Magnus Kahnberg, Mike Zigomanis, Carolina's first-round selection in 2006 (later traded to New Jersey, 30th overall - Matthew Corrente), Toronto's fourth-round selection in 2006 (106th overall - Reto Berra) and Chicago's fourth-round selection in 2007, January 30, 2006. Signed by St. Louis as a free agent, July 2, 2006.												
Weir, Wally	**84-85**	**D/LW-23**	**34**	**2**	**3**	**5**	**56**	–	–	–	–	–
Selected from Quebec Nordiques in NHL Waiver Draft, October 1984. Placed on waivers and claimed by Pittsburgh Penguins, February 1985.												
Welsh, Jeremy	**12-13**	**C-23**	**6**	**0**	**1**	**1**	**4**	–	–	–	–	–
Signed as a free agent, April 2012. Traded to the Vancouver Canucks along with forward Zac Dalpe in exchange for forward Kellan Tochkin and Vancouver's 2014 fourth-round pick (96th overall - Josh Wesley), September 29, 2013.												
Wesley, Blake	**81-83**	**D-6**	**100**	**9**	**19**	**28**	**169**	–	–	–	–	–
Acquired from Philadelphia Flyers with Don Gillen, Rick MacLeish, first-, second- and third-round picks in 1982 NHL Entry Draft (Paul Lawless, Mark Paterson, Kevin Dineen) for Ray Allison, Fred Arthur and the Whalers' first- and third-round picks in the 1982 Draft (Ron Sutter, Miroslav Dvorak), July 1981. Traded to Quebec Nordiques for Pierre Lacroix, December 1982.												
Wesley, Glen	**94-08**	**D-20/2**	**913**	**51**	**176**	**227**	**620**	**59**	**0**	**4**	**4**	**30**
Acquired from Boston for first-round draft picks in the 1995 (Kyle McClaren), 1996 (Jonathan Aitken), and 1997 (Sergei Samsanov) NHL Entry Drafts, August 26, 1994. Traded to Toronto in exchange for a second-round pick in the 2004 NHL Entry Draft, March 9, 2003. Signed as a free agent, July 8, 2003. Retired as a player, June 5, 2008.												
Westgarth, Kevin	**13**	**RW-8**	**43**	**2**	**2**	**4**	**49**	–	–	–	–	–
Acquired from Los Angeles in exchange for Anthony Stewart, a 2013 fourth-round pick (96th overall - later traded to Edmonton - Kyle Platzer) and a 2014 sixth-round pick (157th overall - Jake Marchment), January 13, 2013. Traded to the Calgary Flames in exchange for forward Greg Nemisz, December 30, 2013.												
Westlund, Tommy	**99-02**	**RW-16**	**203**	**9**	**13**	**22**	**48**	**25**	**1**	**0**	**1**	**17**
Selected in NHL entry draft (Brynas Gavle, Sweden), June 27, 1998. Released, June 2003.												
White, Ian	**10-11**	**D-7**	**39**	**0**	**10**	**10**	**12**	–	–	–	–	–
Acquired from the Calgary Flames along with Brett Sutter in exchange for Anton Babchuk and Tom Kostopoulos, November 17, 2010. Traded to San Jose in exchange for a 2012 second-round draft pick, February 18, 2011.												

			REGULAR SEASON					PLAYOFFS				
	YEARS	POS.-NO.	GP	G	A	P	PIM	GP	G	A	P	PIM
Whitmore, Kay	**88-92**	**G-35**	**75**	**0**	**5**	**5**	**24**	**2**	**0**	**0**	**0**	**0**
Selected in NHL Entry Draft (Peterborough, OHL), June 1985. Traded to Vancouver Canucks for Corrie D'Alessio and a 1993 fifth-round pick, October 1992. Pick was later returned in Murray Craven trade.												
Whitney, Ray	**05-10**	**LW-13**	**372**	**119**	**215**	**334**	**176**	**42**	**12**	**14**	**26**	**18**
Signed as a free agent by Carolina, August 6, 2005. Signed as a free agent with Phoenix, July 2010.												
Williams, Dave	**87-88**	**LW-22/25**	**28**	**6**	**0**	**6**	**93**	–	–	–	–	–
Signed as a free agent after release by Los Angeles Kings, October 1987. Retired, February 1988.												
Williams, Justin	***04-09/17-18***	***RW-11/14***	***347***	***97***	***155***	***252***	***273***	***25***	***7***	***11***	***18***	***34***
Acquired from the Philadelphia Flyers in exchange for Danny Markov, January, 2004. Traded to Los Angeles in exchange for Patrick O'Sullivan and Calgary's 2009 second-round draft pick, March 4, 2009. Signed as a free agent, July 1, 2017.												
Williams, Tommy	**72-74**	**C-9**	**139**	**31**	**58**	**89**	**20**	**19**	**6**	**14**	**20**	**12**
Signed as a free agent (Boston Braves, AHL), September 1972. Retired after being claimed by Indianapolis Racers in WHA Expansion Draft, May 1974, but signed with the expansion Washington Capitals of the NHL later that summer.												
Willis, Shane	**98-02, 06**	**RW-45/25**	**141**	**27**	**34**	**61**	**69**	**2**	**0**	**0**	**0**	**0**
Selected in NHL Entry Draft (Leithbridge, WHL), June 1997. Traded to Tampa Bay Lightning along with Chris Dingman in exchange for Kevin Weekes, March 5, 2002. Signed as a free agent by Carolina, July 18, 2006. Released, July 2007.												
Wilson, Carey	**87-89/90-91**	**C-33**	**125**	**37**	**46**	**83**	**59**	**6**	**2**	**4**	**6**	**2**
Acquired from Calgary Flames with Neil Sheehy and rights to Lane MacDonald for Shane Churla and Dana Murzyn, January 1988. Traded to New York Rangers with a 1990 fifth-round draft pick (Lubos Rob) for Brian Lawton, Don Maloney and Norm MacIver, December 1988. Acquired from New York Rangers along with a third-round 1991 draft choice (Michael Nylander) for Jody Hull, July 1990. Traded to Calgary Flames for Mark Hunter, March 1991.												
Wisniewski, James	**15**	**D-21**	**1**	**0**	**0**	**0**	**0**	–	–	–	–	–
Acquired from the Anaheim Ducks on June 27, 2015, in exchange for goaltender Anton Khudobin. Carolina bought out the remainder of his contract, June 30, 2016.												
Woods, Brendan	**14, 16**	**C/LW-56**	**7**	**0**	**0**	**0**	**7**	–	–	–	–	–
Selected in the NHL Entry Draft (Wisconsin, WCHA), June 23, 2012. Released, July 2017.												
–Y–												
Yake, Terry	**88-93**	**C-38/25**	**104**	**24**	**37**	**61**	**60**	**6**	**1**	**1**	**2**	**16**
Selected in NHL Entry Draft (Brandon, OHL), June 1987. Selected by Mighty Ducks of Anaheim in 1993 Expansion Draft, June 1993.												
Yates, Ross	**83-84**	**C-28**	**7**	**1**	**1**	**2**	**4**	–	–	–	–	–
Signed as a free agent (Mt. Allison University), March 1981. Released, May 1984.												
Yelle, Stephane	**09-10**	**C-18**	**59**	**4**	**3**	**7**	**28**	–	–	–	–	–
Signed as a free agent, August 19, 2009. Traded to Colorado along with Harrison Reed in exchange for Cedric LaLonde-McNicoll and Colorado's 2010 sixth-round pick, March 3, 2010.												
Young, Scott	**87-90**	**RW-D/27**	**197**	**49**	**89**	**138**	**82**	**13**	**5**	**0**	**5**	**8**
Selected in NHL Entry Draft (Boston University, Hockey East), June 1986. Traded to Pittsburgh Penguins for Rob Brown, December 1990.												
–Z–												
Zalapski, Zarley	**90-94**	**D-3**	**229**	**44**	**121**	**165**	**272**	**7**	**3**	**6**	**7**	**14**
Acquired from Pittsburgh Penguins with John Cullen and Jeff Parker for Ron Francis, Ulf Samuelsson and Grant Jennings, March 1991. Traded with James Patrick and Michael Nylander to Calgary Flames for Gary Suter, Paul Ranheim and Ted Drury, March 1994.												
Zigomanis, Mike	**03-06**	**C-46/18**	**57**	**3**	**4**	**7**	**6**	–	–	–	–	–
Selected in the NHL Entry Draft (Kingston, OHL), June 23, 2001. Traded to St. Louis along with Jesse Boulerice, Magnus Kahnberg, Carolina's first-round pick in 2006 (later traded to New Jersey, 30th overall - Matthew Corrente), Toronto's fourth-round selection in 2006 (106th overall - Reto Berra) and Chicago's fourth-round selection in 2007, January 30, 2006.												
Zuke, Mike	**83-86**	**C-20**	**159**	**10**	**37**	**47**	**60**	–	–	–	–	–
Claimed from St. Louis Blues in NHL Waiver Draft, October 1983. Released, November 1985.												
Zykov, Valentin	***17-18***	***LW-39/73***	***12***	***4***	***4***	***8***	***2***	–	–	–	–	–
Acquired from Los Angeles in exchange for Kris Versteeg, Feb. 28, 2016.												

ALL-TIME GOALTENDING

		REGULAR SEASON					PLAYOFFS				
GOALTENDER	**YEARS**	**GP**	**MIN**	**GA**	**SO**	**GAA**	**GP**	**MIN**	**GA**	**SO**	**GAA**
Abrahamsson, Christer	74-77	102	5,739	342	3	3.58	3	90	5	–	3.33
Altshuller, Daniel	15-16	–	–	–	–	–	–	–	–	–	–
Alves, Jorge	16	1	1	0	0	0.00	–	–	–	–	–
Barrasso, Tom	01-02	34	1908	83	2	2.61	–	–	–	–	–
Berglund, Bill	73-75	5	216	13	0	3.61	–	–	–	–	–
Boucher, Brian	11-12	10	546	31	0	3.41	–	–	–	–	–
Brodeur, Richard	87-88	6	340	15	0	2.65	4	200	12	0	3.60
Burke, Sean	92-98	281	15,893	819	11	3.09	–	–	–	–	–
Cooley, Gaye	75-76	–	–	–	–	–	1	3 sec.	0	0	0.00
D'Alessio, Corrie	92-93	1	11	0	0	0.00	–	–	–	–	–
Darling, Scott	***17-18***	***43***	***2,476***	***131***	***0***	***2.73***	**–**	**–**	**–**	**–**	**–**
DesRochers, Patrick	03	2	122	7	0	3.44	–	–	–	–	–
Ellis, Dan	13	19	997	52	1	3.13	–	–	–	–	–
Fichaud, Eric	99-00	9	490	24	1	2.94	–	–	–	–	–
Fitzpatrick, Mark	99-00	3	107	8	0	4.49	–	–	–	–	–
Fountain, Mike	97-98	3	163	10	0	3.68	–	–	–	–	–
Garrett, John	78-82	163	9,592	655	2	4.10	9	507	40	0	4.73
Gerber, Martin	05-06	60	3,493	162	3	2.78	–	–	–	–	–
Giguere, J.S.	96-97	8	394	24	0	3.65	6	221	13	1	3.53
Gosselin, Mario	92-94	23	1,106	78	0	4.23	–	–	–	–	–
Grahame, John	06-08	45	2,364	125	0	3.17	–	–	–	–	–
Hoganson, Paul	75-76	4	224	16	0	4.29	–	–	–	–	–
Holland, Ken	80-81	1	60	7	0	7.00	–	–	–	–	–
Irbe, Arturs	98-04	309	17,816	739	20	2.49	30	1846	65	1	2.11
Jablonski, Pat	97-98	5	279	14	0	3.01	–	–	–	–	–
Khudobin, Anton	13-15	70	4,004	167	2	2.50	–	–	–	–	–
Kidd, Trevor	97-99	72	4043	158	5	2.34	–	–	–	–	–
Lack, Eddie	15-17	54	3,011	138	3	2.75	–	–	–	–	–
Landon, Bruce	72-77	122	6,695	386	2	3.46	8	389	21	0	3.24
Legace, Manny	09-10	28	1,472	69	1	2.81	–	–	–	–	–
Leighton, Michael	08-09/16-17	33	1,748	94	0	3.23	–	–	–	–	–
Lenarduzzi, Mike	92-94	4	189	10	0	3.17	–	–	–	–	–
Levasseur, Louis	77-78	27	1,655	91	3	3.30	12	719	31	0	2.59
Liut, Mike	85-90	252	14,660	823	13	3.37	17	933	50	1	3.22
McKay, Ross	90-91	1	35	3	0	5.14	–	–	–	–	–
McLean, Kirk	97-98	8	401	22	0	3.29	–	–	–	–	–
Moss, Tyler	00-01	12	557	37	0	3.99	–	–	–	–	–
Millen, Greg	81-85	219	12,963	919	4	4.25	–	–	–	–	–
Murphy, Mike	11-12	2	36	0	0	0.00	–	–	–	–	–
Muse, John	13	–	–	–	–	–	–	–	–	–	–
Muzzatti, Jason	95-97	53	2,604	140	1	3.23	–	–	–	–	–
Nastiuk, Kevin	05-06	–	–	–	–	–	–	–	–	–	–
Nedeljkovic, Alex	***17***	***1***	***30***	***0***	***0***	***0.00***	**–**	**–**	**–**	**–**	**–**
Ouimet, Ted	73-75	1	20	3	0	9.00	–	–	–	–	–
Peters, Justin	10-14	68	3,703	188	3	3.05	–	–	–	–	–
Pietrangelo, Frank	91-95	54	2,663	182	0	4.10	7	425	19	0	2.68
Raeder, Cap	75-77	28	1,428	77	2	3.24	15	879	38	2	2.59
Reaugh, Daryl	90-91	20	1,010	53	1	3.15	–	–	–	–	–
Reese, Jeff	93-96	37	1,838	96	2	3.13	–	–	–	–	–
Sidorkiewicz, Peter	87-92	178	10,346	575	8	3.33	15	912	55	0	3.62
Smith, Al	72-75/77-80	290	17,143	941	12	3.29	37	2067	134	1	3.89
Staniowski, Ed	83-85	19	1,060	75	0	4.25	–	–	–	–	–
Storr, Jamie	03-04	14	660	32	0	2.91	–	–	–	–	–
Tracy, Tripp	97-98	–	–	–	–	–	–	–	–	–	–
Veisor, Mike	80-84	69	3,809	309	2	4.87	–	–	–	–	–
Ward, Cam	05-18	668	38,437	1,728	27	2.70	41	2,421	96	4	2.38
Weekes, Kevin	02-04	119	6,849	275	11	2.41	8	408	11	2	1.62
Weeks, Steve	84-88	94	5,284	324	4	3.68	4	205	9	0	2.64
Whitmore, Kay	88-92	75	4,039	243	3	3.61	3	154	11	0	4.29

ALL-TIME COACHING RECORDS

COACH	**GAMES**	**W**	**L**	**T**	**OT**	**PTS**	**PCT**	**DATES**
Peter Laviolette	323	167	122	6	28	368	.570	12/15/03 to 12/03/08
Kirk Muller	187	80	80	–	27	187	.500	11/28/11 to 5/5/14
Bill Peters	328	137	138	–	53	327	.498	6/19/14 to 4/20/18
Paul Maurice	920	384	391	99	46	913	.496	11/06/95 to 12/15/03 12/03/08 to 11/28/11
Rick Ley	160	69	71	20	–	158	.494	10/12/89 to 5/29/91
Jack Evans	374	163	174	37	–	363	.485	9/17/83 to 2/06/88
Don Blackburn	140	42	63	35	–	119	.425	10/11/79 to 2/20/81
Larry Pleau	224	81	117	26	–	188	.420	2/20/81 to 6/02/82 1/24/83 to 3/07/83 2/07/88 to 5/16/89
Jim Roberts	80	26	41	13	–	65	.406	9/07/91 to 6/15/92
Paul Holmgren	161	54	93	14	–	122	.379	6/15/92 to 11/16/93 1/21/95 to 11/06/95
Pierre McGuire	67	23	37	7	–	53	.368	11/16/93 to 5/19/94
Larry Kish	49	12	32	5	–	29	.296	6/02/82 to 1/24/83
John Cunniff	13	3	9	1	–	7	.269	3/07/83 to 4/03/83
TOTALS	**3,026**	**1,241**	**1,368**	**263**	**154**	**2,899**	**.479**	

OTHER APPEARANCES

ALL-STAR GAME APPEARANCES

PLAYER	YEAR	POS.	GP	G	A	PTS
Gordie Howe ❋	1980	RW	1	0	1	1
Mark Howe	1981	D	1	0	0	0
Mike Rogers	1981	C	1	0	0	0
Blaine Stoughton	1982	RW	1	0	0	0
Ron Francis ❖	1983	C	1	0	0	0
Mark Johnson	1984	C	1	0	3	3
Ron Francis ❖	1985	C	1	1	0	1
Sylvain Turgeon	1986	LW	1	0	1	1
Ulf Samuelsson ❄	1987	D	2	0	0	0
Kevin Dineen ❄	1987	RW	2	1	0	1
Kevin Dineen	1988	RW	1	0	2	2
Kevin Dineen	1989	RW	1	0	0	0
Ron Francis ❖	1990	C	1	0	2	2
Pat Verbeek	1991	LW	1	0	1	1
John Cullen	1992	C	1	0	0	0
Zarley Zalapski	1993	D	1	0	0	0
Geoff Sanderson	1994	LW	1	0	1	1
Brendan Shanahan	1996	LW	1	1	0	1
Geoff Sanderson	1997	LW	1	1	0	1
Arturs Irbe	1999	G	1	0	1	1
Keith Primeau	1999	C	1	0	0	0
Sami Kapanen	2000	LW	1	0	0	0
Sandis Ozolinsh	2001	D	1	0	1	1
Sami Kapanen	2002	LW	1	1	1	2
Jeff O'Neill	2003	RW	1	0	0	0
Eric Staal	2007	C	1	1	0	0
Justin Williams	**2007**	**RW**	**1**	**1**	**1**	**0**
Eric Staal ❍	2008	C	1	2	1	3
Eric Staal	2009	C	1	1	0	1
Jeff Skinner ❒	2011	C/RW	1	0	1	1
Eric Staal ✻	2011	C	1	2	0	2
Cam Ward	2011	G	1	0	0	0
Justin Faulk	**2015**	**D**	**1**	**0**	**2**	**2**
Justin Faulk	**2016**	**D**	**1**	**0**	**1**	**1**
Justin Faulk	**2017**	**D**	**2**	**1**	**4**	**5**
Noah Hanifin	2018	D	1	0	0	0

❄ Represented the NHL in a two-game series vs. Soviet National Team at Rendez-Vous '87.
❖ Francis was named to the 1986 Wales Conference All-Star Team but did not play due to injury.
❋ Gordie Howe played in an NHL record 23 All-Star Games, the previous 22 while he was with Detroit.
❍ Eric Staal was named All-Star Game MVP as the Eastern Conf. beat the Western Conf. 8-7.
❒ Became the youngest player to play in an NHL All-Star Game (18 years, 259 days).
✻ Served as captain of Team Staal.

OLYMPIANS

PLAYER	REPRESENTED	YEAR(S)	FINISH
Justin Faulk	**U.S.A.**	**2014**	**4th**
Andrej Sekera	Slovakia	2014	11th
Alexander Semin	Russia	2014	5th
Tim Gleason	U.S.A.	2010	SILVER
Joni Pitkanen	Finland	2010	BRONZE
Tuomo Ruutu	Finland	2010, 2014	BRONZE (2)
Frantisek Kaberle	Czech Republic	2006	BRONZE
Martin Gerber	Switzerland	2006	6th
Eric Staal	Canada	2006, 2010	7th, GOLD
Erik Cole	U.S.A.	2006	8th
Matt Cullen	U.S.A.	2006	8th
Bret Hedican	U.S.A.	2006	8th
Peter Laviolette (head coach)	U.S.A.	2006	8th
Doug Weight	U.S.A.	2006	8th
Sami Kapanen	Finland	1994, 1998, 2002	3rd, 3rd, 5th
Tom Barrasso	U.S.A.	2002	SILVER
Keith Primeau	Canada	1998	4th
Ted Drury	U.S.A.	1994	8th
Ted Crowley	U.S.A.	1994	8th
Manny Legace	Canada	1994	SILVER
Andrei Nikolishin	Russia	1994	4th
Robert Petrovicky	Slovakia	1994	6th
Sean Burke	Canada	1988, 1992	4th, SILVER
Eric Weinrich	U.S.A.	1988	7th
Zarley Zalapski	Canada	1988	4th
Scott Young	U.S.A.	1988	7th
Lane MacDonald	U.S.A.	1988	7th
Gord Sherven*	Canada	1984, 1988	4th, 4th
James Patrick	Canada	1984	7th
David A. Jensen	U.S.A.	1984	7th
Mark Fusco	U.S.A.	1984	7th
Kevin Dineen	Canada	1984	4th
Carey Wilson	Canada	1984	4th
Dave Tippett	Canada	1984	4th
Rob McClanahan	U.S.A.	1980	GOLD
Mark Johnson	U.S.A.	1980	GOLD
Danny Bolduc	U.S.A.	1976	4th
Steve Alley	U.S.A.	1976	4th
Paul Hurley	U.S.A.	1968, 1972	6th, SILVER
Mark Howe	U.S.A.	1972	SILVER
Tim Sheehy	U.S.A.	1972	SILVER
Kevin Ahearn	U.S.A.	1972	SILVER
Christer Abrahamsson	Sweden	1972	4th
Tommy Abrahamsson	Sweden	1972	4th
Larry Pleau	U.S.A.	1968	6th
John Cunniff	U.S.A.	1968	6th
Tommy Williams	U.S.A.	1960	GOLD

**Injured prior to 1984 Olympic games and did not play.*

NHL AWARD WINNERS

PLAYER	SEASON	AWARD	FOR
Doug Jarvis	1986-87	Masterton Trophy	Perseverance/dedication to hockey
Peter Karmanos	1998	Lester Patrick Trophy	Service to hockey in the U.S.
Ron Francis	2001-02	Lady Byng Trophy	High level of play + sportsmanship
Ron Francis	2001-02	King Clancy Trophy	Leadership + community efforts
Ron Francis	2001-02	NHL Foundation Award	Community efforts
Cam Ward	2005-06	Conn Smythe Trophy	Most valuable player (playoffs)
Rod Brind'Amour	2005-06	Selke Trophy	Best defensive forward
Rod Brind'Amour	2006-07	Selke Trophy	Best defensive forward
Jeff Skinner	2010-11	Calder Trophy	Rookie of the year

NHL ALL-STAR TEAM

PLAYER	SEASON	POS	TEAM
Mike Liut	1986-87	G	Second Team
Eric Staal	2005-06	C	Second Team

NHL ALL-ROOKIE TEAM

PLAYER	SEASON	POS
Sylvain Turgeon	1983-84	G
Dana Murzyn	1985-86	D
Peter Sidorkiewicz	1988-89	G
Brad Shaw	1989-90	D
Chris Pronger	1993-94	D
Shane Willis	2000-01	RW
Jeff Skinner	2010-11	F
Justin Faulk	**2011-12**	**D**

MILESTONE NHL WINS

WIN	SCORE	OPPONENT	DATE	WINNING GOAL	GOALIE
1st	6-4	Los Angeles*	10/19/79	Mark Howe	John Garrett
25th	4-1	Colorado*	3/15/80	Greg Carroll	Al Smith
50th	4-2	Minnesota*	11/7/81	Jordy Douglas	John Garrett
75th	5-2	NY Rangers*	12/4/82	Blaine Stoughton	Greg Millen
100th	6-3	Buffalo	12/21/83	Ron Francis	Ed Staniowski
200th	6-2	St. Louis*	12/10/86	Stewart Gavin	Steve Weeks
300th	4-0	St. Louis*	3/25/89	Ron Francis	Peter Sidorkiewicz
400th	5-2	St. Louis*	11/18/92	Pat Verbeek	Sean Burke
500th	1-0	New Jersey	4/4/97	Nelson Emerson	Jason Muzzatti
600th	6-1	NY Islanders	4/10/99	Sami Kapanen	Trevor Kidd
700th	6-2	Boston	2/28/02	Kevyn Adams	Arturs Irbe
800th	4-3	Boston*	3/1/06	Aaron Ward	Cam Ward
900th	4-3	NY Islanders	10/25/08	Chad LaRose	Cam Ward
1,000th	6-4	Toronto*	1/24/11	Jeff Skinner	Cam Ward
1,100th	3-0	Florida	3/27/14	Jiri Tlusty	Anton Khudobin
1,200th	4-3	Florida	3/21/17	Jeff Skinner	Cam Ward

**Indicates home game*

1979 ENTRY DRAFT (6 ROUNDS)

General Manager: Jack Kelley | Player Personnel Director: Bill Dineen

ROUND/OVERALL/PLAYER			POS	TEAM
1	18	**Allison, Ray**	RW	Brandon (WHL)
2	39	**Smith, Stuart**	D	Peterborough (OHL)
3	60	**Nachbaur, Don**	LW	Billings (WHL)
4	81	**Neufeld, Ray**	RW	Edmonton (WHL)
5	102	**Renaud, Mark**	D	Niagara (OHL)
6	123	McDonald, Dave	LW	Brandon (WHL)

1980 ENTRY DRAFT (10 ROUNDS)

General Manager: Jack Kelley | Player Personnel Director: Bill Dineen

ROUND/OVERALL/PLAYER			POS	TEAM
1	8	**Arthur, Fred**	D	Cornwall (QMJHL)
2	29	**Galarneau, Michel**	C	Hull (QMJHL)
3	50	**Volcan, Mickey**	D	North Dakota (WCHA)
4	71	McClelland, Kevin	RW	Niagara (OHL)
5	92	Jensen, Darren	G	North Dakota (WCHA)
6	113	Cerri, Mario	C	Ottawa (OHL)
7	134	Martin, Mike	D	Sudbury (OHL)
8	155	Denat, Brent	LW	Michigan Tech (WCHA)
9	176	Fricker, Paul	G	Michigan (WCHA)
10	197	Bokshowan, Lorne	C	Saskatoon (WHL)

1981 ENTRY DRAFT (10 ROUNDS)

General Manager: Larry Pleau | Player Personnel Director: Bill Dineen

ROUND/OVERALL/PLAYER			POS	TEAM
1	4	**Francis, Ron**	C	Sault Ste. Marie (OHL)
2	25	Traded to CHI (Kevin Griffen) in Mike Veisor trade.		
3	46	Traded to MTL (Dieter Hegen) in Rick Meagher trade.		
3*	61	**McDermid, Paul**	C	Windsor (OHL)
		Acquired pick from MTL in Rick Meagher trade.		
4	67	**Hoffman, Mike**	LW	Brantford (OHL)
5	88	Traded to MTL (Steve Rooney) in Rick Meagher trade.		
5*	93	Maguire, Bill	D	Niagara (OHL)
		Acquired pick from NYR in Nick Fotiu trade.		
6	109	Traded to PIT (Paul Edwards) in Gilles Lupien trade.		
7	130	Mokosak, John	D	Victoria (WHL)
8	151	Dore, Dennis	RW	Chicoutimi (QMJHL)
9	172	Poeschl, Jeff	G	N. Michigan (CCHA)
10	193	Power, Larry	C	Kitchener 'B' (OPJHL)

1982 ENTRY DRAFT (12 ROUNDS)

General Manager: Larry Pleau | Player Personnel Director: Bill Dineen

ROUND/OVERALL/PLAYER			POS	TEAM
1	4	Traded to PHI (Ron Sutter) in Rick MacLeish trade.		
1*	14	**Lawless, Paul**	LW	Windsor (OHL)
		Pick acquired from PHI in Rick MacLeish trade.		
2	25	Traded to PHI in Norm Barnes trade.		
		Later transferred to TOR (Peter Ihnacek).		
2*	35	**Paterson, Mark**	D	Ottawa (OHL)
		Pick acquired from PHI in Rick MacLeish trade.		
3	46	Traded to PHI (Miroslav Dvorak) in Rick MacLeish trade.		
3*	56	**Dineen, Kevin**	RW	Denver (WCHA)
		Pick acquired from PHI in Rick MacLeish trade.		
4	67	**Samuelsson, Ulf**	D	Leksands (Sweden)
5	88	**Ferraro, Ray**	C	Penticton 'B' (BCJHL)
6	109	**Gilhen, Randy**	LW	Winnipeg (WHL)
7	130	Johannson, Jim	C	Rochester May H.S.
8	151	Krampotich, Mickey	C	Hibbing H.S.
9	172	Skilliter, Kevin	D	Cornwall (OHL)
10	193	Traded to NYR (Simo Saarinen) in Chris Kotsopoulos trade.		
11	214	Linse, Martin	C	Djurgardesn (Sweden)
12	234	Cameron, Randy	D	Winnipeg (WHL)

1983 ENTRY DRAFT (12 ROUNDS)

General Manager: Emile Francis | Player Personnel Director: Steve Brklacich

ROUND/OVERALL/PLAYER			POS	TEAM
1	2	**Turgeon, Sylvain**	LW	Hull (QMJHL)
1*	20	**Jensen, David A.**	C	Lawrence Academy
		Pick acquired from PHI in Mark Howe trade.		
2	23	Siren, Ville	D	Ilves (Finland)
3	44	Traded to PHI in Mark Howe trade.		
3*	62	Karlsson, Leif	D	Mora (Sweden)
		Pick acquired from EDM		
4	65	MacLean, Dave	RW	Belleville (OHL)
4*	72	Chyxowski, Ron	C	St. Albert (AJHL)
		Pick acquired from QUE in John Garrett trade.		
5	86	Traded to NYI (Bob Caulfield) in Gary Howatt trade.		
6	107	Johnson, Brian	D	Silver Bay H.S.
7	128	Reekie, Joe	D	North Bay (OHL)
8*	148	DuPerron, Chris	D	Chicoutimi (QMJHL)
8	149	Falle, James	G	Clarkson (ECAC)
		Pick acquired from PIT in Rick MacLeish trade.		
9	170	Fordy, Bill	LW	Guelph (OHL)
10	191	Traded to TOR (Greg Rolston) in Paul Marshall trade.		
10*	201	Karlsson, Reine	LW	Sodertalje (Sweden)
		Pick acquired from NYR in Rob McClanahan trade.		
11	212	Acton, Allan	LW	Saskatoon (WHL)
12	233	Kaminski, Darcy	D	Lethbridge (WHL)

1984 ENTRY DRAFT (12 ROUNDS)

General Manager: Emile Francis | Player Personnel Director: Steve Brklacich

ROUND/OVERALL/PLAYER			POS	TEAM
1	5	Traded to MTL (Peter Svoboda) in Pierre Larouche trade.		
1*	11	**Cote, Sylvain**	D	Quebec (QMJHL)
		Pick acquired from MTL in Pierre Larouche trade.		
2	26	Traded to MTL in Pierre Larouche trade. Later transferred to STL (Brian Benning).		
3	47	Traded to PHI (John Stevens).		
4	68	Traded to WIN (Chris Mills) in Norm Dupont trade.		
5	89	Traded to MIN (Jiri Poner) in Mark Johnson trade.		
6	110	**Millar, Mike**	RW	Brantford (OHL)
7	131	**Vellucci, Mike**	D	Belleville (OHL)
8	152	Traded to DET (Lars Karlsson) in Brad Shaw trade.		
9	173	Devereaux, John	C	Scituate H.S.
10	193	Regan, Brent	RW	St. Albert Jr. Saints (AJHL)
11	214	Culhane, Jim	D	W Michigan (CCHA)
12	234	Abric, Peter	G	North Bay (OHL)

1985 ENTRY DRAFT (12 ROUNDS)

General Manager: Emile Francis | Player Personnel Director: Steve Brklacich

ROUND/OVERALL/PLAYER			POS	TEAM
1	5	**Murzyn, Dana**	D	Calgary (WHL)
2	26	**Whitmore, Kay**	G	Peterborough (OHL)
3	47	Traded to MTL (Rocky Dundas) in Pierre Larouche trade.		
3	58	Acquired pick from MTL in Pierre Larouche trade.		
		Traded to PIT (Bruce Racine) in Greg Malone trade.		
4	68	Callahan, Gary	C	Belleville (OHL)
5	89	Traded to NYI (Tommy Hedlund) in Steve Stoyanovich trade.		
6	110	Churla, Shane	RW	Medicine Hat (WHL)
7	131	Brant, Chris	LW	Sault Ste. Marie (OHL)
8	152	Puhalsky, Brian	LW	Notre Dame H.S.
9	173	Dornbach, Greg	C	Miami (OH) (CCHA)
10	194	Tory, Paul	C	University Ill-Chicago(CCHA)
11	215	Palvloski, Jerry	D	Harvard (ECAC)
12	236	Hill, Bruce	LW	Denver (WCHA)

1986 ENTRY DRAFT (12 ROUNDS)

General Manager: Emile Francis | Player Personnel Director: Steve Brklacich

ROUND	OVERALL	PLAYER	POS	TEAM
1	11	**Young, Scott**	RW	Boston Univs. (Hockey East)
2	32	**Laforge, Marc**	D	Kingston (OHL)
3	53	Traded to NYR (Shawn Clouston) in Steve Weeks trade.		
4	74	**Chapman, Brian**	D	Belleville (OHL)
5	95	Horn, Bill	G	W. Michigan (CCHA)
6	116	Quinn, Joe	RW	Calgary (WHL)
7	137	Torrel, Steve	C	Hibbing H.S.
8	158	Hoover, Ron	C	W. Michigan (CCHA)
9	179	Glasgow, Robert	RW	Sherwood Park H.S.
10	200	Evoy, Sean	G	Cornwall (OHL)
11	221	Brown, Cal	D	Penticton H.S.
12	242	Verbeek, Brian	C	Kingston (OHL)

1987 ENTRY DRAFT (12 ROUNDS)

General Manager: Emile Francis | Player Personnel Director: Steve Brklacich

ROUND	OVERALL	PLAYER	POS	TEAM
1	18	**Hull, Jody**	RW	Peterborough (OHL)
2	39	**Burt, Adam**	D	North Bay (OHL)
3	60	Traded to CHI (Mike Dagenais) in Bill Gardner trade.		
4	81	**Yake, Terry**	C	Brandon (WHL)
5	102	Rousseau, Marc	D	Denver (WCHA)
6	123	St. Cyr, Jeff	D	Michigan Tech (WCHA)
7	144	Wolf, Greg	D	Buffalo Regal Midget
8	165	Moore, John	C	Yale University (ECAC)
9	186	Day, Joe	LW	St. Lawrence (ECAC)
10	207	Traded to STL (Andy Cesarski) in Pat Hughes trade.		
11	228	Sullivan, Kevin	RW	Princeton (ECAC)
12	249	Laurin, Steve	G	Dartmouth (ECAC)

1988 ENTRY DRAFT (12 ROUNDS)

General Manager: Emile Francis | Player Personnel Director: Steve Brklacich

ROUND	OVERALL	PLAYER	POS	TEAM
1	11	**Govedaris, Chris**	LW	Toronto (OHL)
2	32	Richter, Barry	D	Culver Academy
3	53	Traded to EDM (Trevor Sim) in Dave Semenko trade.		
4	74	Dyer, Dean	C	Lake Superior (CCHA)
5	95	Morrow, Scott	LW	Norwood Prep
6	116	Beaulieu, Corey	D	Seattle (WHL)
7	137	Russell, Kerry	RW	Michigan State (CCHA)
8	158	Burke, Jim	D	U. Maine (Hockey East)
9	179	Hirth, Mark	C	Michigan State (CCHA)
10	200	Bucsis, Wayde	RW	Prince Albert
11	221	White, Bob	D	St. Lawrence (ECAC)
12	242	Slatalla, Dan	LW	Deerfield Academy

1989 ENTRY DRAFT (12 ROUNDS)

General Manager: Ed Johnston | Player Personnel Director: Ken Schinkel

ROUND	OVERALL	PLAYER	POS	TEAM
1	10	**Holik, Robert**	C	Jihlava (Czech)
2	31	Traded to STL (Rick Corriveau) in Charles Bourgeois trade.		
3	52	Atcheynum, Blair	RW	Moose Jaw (WHL)
4	73	**McKenzie, Jim**	LW	Victoria (WHL)
5	94	**Black, James**	C	Portland (WHL)
6	115	Bechard, Jerome	LW	Moose Jaw (WHL)
7	136	**Daniels, Scott**	LW	Regina (OHL)
8	157	Saumirer, Ray	RW	Trois-Rivieres (QMJHL)
9	178	**Picard, Michel**	LW	Trois-Rivieres (QMJHL)
10	199	Buchanan, Trevor	LW	Kamploops (WHL)
11	220	Battice, John	D	London (OHL)
12	241	Kasowski, Peter	C	Swift Current (WHL)

1990 ENTRY DRAFT (12 ROUNDS)

General Manager: Ed Johnston | Player Personnel Director: Ken Schinkel

ROUND	OVERALL	PLAYER	POS	TEAM
1	15	**Greig, Mark**	RW	Lethbridge (WHL)
2	36	**Sanderson, Geoff**	LW	Swift Current (WHL)
3	57	**Lenarduzzi, Mike**	G	Sault Ste. Marie (OHL)
4	78	Bright, Chris	C	Moose Jaw (OHL)
5	99	Traded to NYR (Lubos Rob) in Brian Lawton trade.		
6	120	Keenan, Cory	D	Kitchener (OHL)
7	141	**Baca, Jergus**	D	Kosice (Czech)
8	162	D'Orsonnens, Martin	D	Clarkson (ECAC)
9	183	Osmak, Corey	C	Nippiwan Tier II
10	204	Knutsen, Espen	C	Valerengen (Norway)
11	225	Erikson, Tommie	D	Prince Albert (WHL)
12	246	Chalifoux, Denis	C	Laval (QMJHL)

1991 ENTRY DRAFT (12 ROUNDS)

General Manager: Ed Johnston | Player Personnel Director: Ken Schinkel

ROUND	OVERALL	PLAYER	POS	TEAM
1	9	**Poulin, Patrick**	LW	St. Hyac in the (QMJHL)
2	31	Hamrlik, Martin	D	TJ Zin (Czech)
3	53	Hall, Todd	D	Hamden H.S.
3*	59	**Nylander, Michael**	C	Aik Solna (Sweden)
		Pick acquired from NYR in Carey Wilson trade.		
4	75	**Storm, Jim**	LW	Michigan Tech (WCHA)
5	97	Traded to MIN (Mike Kennedy) at draft for future considerations. MIN later sent Jukka Suomalainen.		
6	119	Harding, Mike	RW	Northern Mich. (CCHA)
7	141	Mueller, Brian	D	Clarkson (ECAC)
8	163	Yule, Steve	D	Kamloops (WHL)
9	185	Belanger, Chris	D	Western Mich. (CCHA)
10	207	Currie, Jason	G	Clarkson (ECAC)
11	229	Santonelli, Mike	C	Matignon H.S.
12	251	Peters, Rob		

1992 ENTRY DRAFT (11 ROUNDS)

General Manager: Brian Burke | Player Personnel Director: Kevin Maxwell

ROUND	OVERALL	PLAYER	POS	TEAM
1	9	**Petrovicky, Robert**	C	Dukla Trencin (Czech)
2	33	Traded to MTL (Valeri Bure) in Andrew Cassels trade.		
2*	47	**Nikolishin, Andrei**	LW	Dynamo Moscow
		Pick acquired from WSH in Sylvain Cote trade.		
3	57	Vopat, Jan	D	Litvinov
4*	79	**Smyth, Kevin**	LW	Moose Jaw (WHL)
		Pick acquired from PHI for Kevin Dineen trade.		
4	81	**McBain, Jason**	D	Portland (WHL)
5	105	Traded to NYI (Ryan Duthie) in Marc Bergevin trade.		
6	129	Traded to CGY (Joel Bouchard) in Paul Fenton trade.		
6*	143	Reid, Jarret	C	Sault Ste. Marie (OHL)
		Pick acquired from WSH in Dave Tippett trade.		
7	153	Belanger, Ken	LW	Ottawa (OHL)
8	177	Korotkov, Konstatin	C	Spartak
9	201	Zwakman, Greg	D	Edina
10	225	**Halko, Steve**	D	Thornhill Jr. A
11	249	Esbjors, Joacim	D	Vastra Frolunda

1993 ENTRY DRAFT (11 ROUNDS)

General Manager: Brian Burke | Player Personnel Director: Kevin Maxwell

ROUND	OVERALL	PLAYER	POS	TEAM
1*	2	**Pronger, Chris**	D	Peterborough (OHL)
		Pick acquired from SJ for a first, second, and third picks in 1993 Draft and future considerations (Sergei Makarov).		
1	6	Traded to SJ (Victor Kozlov) in Chris Pronger trade.		
2	32	Traded to NJ (Jay Pandolfo) in Sean Burke trade.		
2*	45	Pick acquired from TOR in John Cullen trade. Traded to SJ (Vlastimil Kroupa) in Chris Pronger trade.		
3	58	Traded to SJ (Ville Peltonen) in Chris Pronger trade.		
3*	72	**Malik, Marek**	D	Vitkovice
		Pick acquired from VAN in Murray Craven trade.		
4	84	Roenick, Trevor	RW	Boston Jr. Bruins
5	110	Traded to VAN (Scott Walker) in Murry Craven trade.		
5*	115	**Pratt, Nolan**	D	Portland (WHL)
		Pick acquired from VAN in Kay Whitmore trade.		
6	136	Traded to MIN (Rick Mrozik) in Allen Pedersen trade.		
7	162	Traded to NYR (Sergei Kondrashkin) in Tim Kerr trade.		
8	188	**Legace, Manny**	G	Niagrara (OHL)
9	214	Gorenko, Dimitri	LW	CSKA
10	240	Swinson, Wes	D	Kitchener (OHL)
11	266	**Chibiryev, Igor**	LW	Fort Wayne (IHL)

1994 ENTRY DRAFT (11 ROUNDS)

General Manager: Jim Rutherford | Player Personnel Director: Bruce Haralson

ROUND	OVERALL	PLAYER	POS	TEAM
1	5	**O'Neill, Jeff**	C	Guelph (OHL)
2	31	Traded to FLA (Jason Podollan) in Chris Pronger trade.		
3	57	Traded to PIT (Sven Butenschon) in Frank Pieterangelo trade.		
4	83	**Domenichelli, Hnat**	LW	Kamloops (WHL)
5	109	Risidore, Ryan	D	Guelph (OHL)
6	135	Traded to NYR (Yuri Litvinov) in Darren Turcotte trade.		
7	161	Traded to PIT (Serge Aubin) in Frank Pieterangelo trade.		
8	187	Buckley, Tom	C	St. Joseph H.S.
9	213	Halfnight, Ashlin	D	Harvard (ECAC)
9*	230	Ball, Matt	RW	Detroit (OHL)
		Pick acquired from TOR in Ken Belanger trade.		
10	239	Regan, Brian	G	Westminster
11	265	Nimigon, Steve	LW	Niagra (OHL)

1995 ENTRY DRAFT (9 ROUNDS)

General Manager: Jim Rutherford | Player Personnel Director: Sheldon Ferguson

ROUND	OVERALL	PLAYER	POS	TEAM
1	9	Traded to BOS (Kyle McLaren) in Glen Wesley trade.		
1*	13	**Giguere, J.S.**	G	Halifax (QMJHL)
		Pick acquired from NYR in Pat Verbeek trade.		
2	35	Fedotov, Sergei	D	Dynamo Moscow
3	61	Traded to CHI in Jocelyn Lemieux trade. Pick transferred to VAN (Larry Courville).		
4*	85	MacNeil, Ian	C	Oshawa (OHL)
		Pick acquired from LA in Jan. Vopat trade.		
4	87	**Kapanen, Sami**	LW	HIFK Helsinki
5	113	Hamilton, Hugh	D	Spokane (WHL)
6	139	Traded to TOR (Doug Bonner) in Ted Crowley trade.		
7	165	**Ritchie, Byron**	LW	Lethbridge (WHL)
8	191	Kostolny, Milan	RW	Detroit (OHL)
9	217	**Rucinski, Mike**	D	Detroit (OHL)

1996 ENTRY DRAFT (9 ROUNDS)

General Manager: Jim Rutherford | Player Personnel Director: Sheldon Ferguson

ROUND	OVERALL	PLAYER	POS	TEAM
1	8	Traded to BOS (Johnathan Aitken) in Glen Wesley trade.		
2	34	Wasyluk, Trevor	LW	Medicine Hat (WHL)
3	61	Petrunin, Andrei	LW	CSKA Moskow
4	88	**MacDonald, Craig**	C	Harvard (ECAC)
4*	104	Wasylko, Steve	C	Detroit (OHL)
		Pick acquired from NYR in Pat Verbeek trade.		
5	116	McMahon, Mark	D	Kitchener (OHL)
6	143	Baker, Aaron	G	Tri-City (WHL)
7	171	**Kuznik, Greg**	D	Seattle (WHL)
8	197	March, Kevin	LW	Calgary (WHL)
9	223	**Adams, Craig**	RW	Harvard (ECAC)
9*	231	Rakhmatullin, Ashkat	LW	
		Pick acquired from TB in Jeff Reese trade.		

1997 ENTRY DRAFT (9 ROUNDS)

General Manager: Jim Rutherford | Player Personnel Director: Sheldon Ferguson

ROUND	OVERALL	PLAYER	POS	TEAM
1	8	Traded to BOS (Sergei Samsonov) in Glen Wesley trade.		
1*	22	**Tselios, Nikos**	D	Belleville (OHL)
		Pick acquired from DET in Brendan Shanahan trade.		
1*	23	Pick acquired from PHI in Paul Coffey trade. Traded to SJ (Scott Hannan) for 1997 second round pick (Brad DeFauw) and 1998 third round pick.		
2*	28	**Defauw, Brad**	LW	North Dakota (WCHCA)
		Pick acquired from SJ in draft day position swap at 1997 NHL Draft.		
2*	51	Pick acquired from NJ in Jocelyn Lemieux trade. Traded to CGY in Steve Chiasson trade.		
2	34	Pick traded to VAN (Ryan Bonni) in Jeff Brown trade.		
3	62	Traded to PHI (Kris Mallette) in Paul Coffey trade.		
3*	80	Lessard, Francis	D	Val D'Or (QMJHL)
		Pick acquired from CGY in Hnat Domenichelli trade. CGY had acquired the pick from COL.		
4	88	**Willis, Shane**	RW	Lethbridge (WHL)
5	115	Traded to NYI (Adam Edinger) in Derek King trade.		
6	142	Dafoe, Kyle	D	Owen Sound (OHL)
7	169	Merrick, Andrew	C	Michigan (WCHA)
		Pick traded to PHI in Kevin Dineen trade. Pick reacquired from PHI in Paul Coffey trade.		
8*	195	**Nordgren, Niklas**	LW	Modo Ornskoldsvik
		NHL Compensatory pick for Scott Daniels signing by PHI.		
8	199	Fitzgerald, Randy	D	Detroit (OHL)
9	225	McDonnell, Kent	C	Guelph (OHL)

1998 ENTRY DRAFT (9 ROUNDS)

General Manager: Jim Rutherford | Player Personnel Director: Sheldon Ferguson

ROUND	OVERALL	PLAYER	POS	TEAM
1	11	**Jeff Heerema**	RW	Sarnia (OHL)
2	39	Traded to New Jersey (later traded to Dallas-Stars selected John Erskine) in Jeff Brown trade.		
3	70	Kevin Holdridge	D	Plymouth (OHL)
		Pick acquired from San Jose in draft pick trade of 1997		
3*	62	Pick acquired from Vancouver in Jeff Brown trade. Pick traded to Calgary in Steve Chiasson trade (Paul Manning).		
3*	71	**Erik Cole**	LW	Clarkson (ECAC)
4*	91	**Josef Vasicek**	C	Slavia Praha Jr (Czech.)
		Pick acquired from Anaheim in Mark Janssens trade.		
4*	93	**Tommy Westlund**	RW	Sweden
		Pick acquired from the New York Rangers in Jason Muzzatti trade.		
4	97	Chris Madden	G	Guelph (OHL)
5	126	Traded to Chicago (later traded to Toronto-Leafs select Morgan Warren) in Enrico Ciccone trade.		
6	157	Traded to St. Louis (Brad Voth) in Steve Leach trade.		
7	184	Donald Smith	C	Clarkson (ECAC)
8*	208	**Jaroslav Svoboda**	RW	Czech.
		Pick acquired from Toronto in Kelly Chase trade.		
8	211	Mark Kosick	C	Michigan (CCHA)
9	239	Brent McDonald	C	Red Deer (WHL)

1999 ENTRY DRAFT (9 ROUNDS)

General Manager: Jim Rutherford | Player Personnel Director: Sheldon Ferguson

ROUND	OVERALL	PLAYER	POS	TEAM
1	16	**David Tanabe**	D	Wisconsin (WCHA)
2	49	**Bret Lysak**	C	Regina (WHL)
3	84	**Brad Fast**	D	Prince George (BCJHL)
4	113	Ryan Murphy	LW	Bowling Green (CCHA)
4*	121	Pick acquired from Toronto in Jeff Brown trade. Pick traded to Nashville in Eric Fichaud trade (Yevgeny Pavlov).		
5	142	Pick traded to Colorado in Randy Petruk trade. Colorado selected William Magnuson.		
6	174	**Damian Surma**	LW	Plymouth (OHL)
7	202	Jim Baxter	D	Oshawa (OHL)
8	231	David Evans	RW	Clarkson (ECAC)
8	237	Antti Jokela	G	Finland
		Pick acquired from Philadelphia in Francis Lessard trade.		
9	259	Yauheni Kurylin	C	Belarus

NHL DRAFT HISTORY

2000 ENTRY DRAFT (9 ROUNDS)

General Manager: Jim Rutherford | Player Personnel Director: Sheldon Ferguson

ROUND	OVERALL	PLAYER	POS	TEAM
1	14	Pick traded to Colorado in Sandis Ozolinsh trade (Vaclav Nedorost).		
2*	32	**Tomas Kurka**	LW	Plymouth (OHL)
		Pick acquired from Colorado in Sandis Ozolinsh trade		
2	47	Pick traded to Colorado in Sandis Ozolinsh trade (Jared Aulin).		
2*	63	Pick acquired from Philadelphia in Rod Brind'Amour trade. Pick traded to Colorado in Sandis Ozolinsh trade (Argis Saviels).		
3	80	**Ryan Bayda**	LW	North Dakota (WCHA)
4*	90	**Niclas Wallin**	D	Brynas Gavle (Sweden)
		Pick acquired from Atlanta in draft day trade.		
4*	108	Pick acquired from Anaheim in Dave Karpa trade. Pick traded to Atlanta in draft day trade (Blake Robson).		
4	110	Jared Newman	D	Plymouth (OHL)
5*	147	Pick acquired as compensation for Ray Sheppard. Pick traded to Atlanta in draft day trade (Matt McRae).		
5*	148	Pick traded to Philadelphia in Rod Brind'Amour trade. Pick later traded to NY Islanders in Gino Odjick trade. (Kristofer Ottoson).		
6	181	Justin Forrest	D	US National U-18.
7	212	Magnus Kahnberg	F	Frolunda (Sweden)
8*	235	Craig Kowalski	G	Compuware (NAHL)
		Compensatory pick for Kevin Dineen.		
8	244	Pick traded to Atlanta in draft day trade (Eric Bowen).		
9	276	Troy Ferguson	C	Michigan State (CCHA)

2001 ENTRY DRAFT (9 ROUNDS)

General Manager: Jim Rutherford | Player Personnel Director: Sheldon Ferguson

ROUND	OVERALL	PLAYER	POS	TEAM
1	15	Igor Knyazev	D	Spartak (Russia)
2	46	**Michael Zigomanis**	C	Kingston (OHL)
3*	79	Pick traded to the Minnesota Wild in the Scott Pellerin trade. Pick later traded to the NY Rangers (Garth Murray).		
3*	91	Kevin Estrada	F	Chilliwack (BCJHL)
		Compensatory pick for Gary Roberts.		
4*	110	Rob Zepp	G	Plymouth (OHL)
		Pick acquired from Philadelphia for a third-round pick in 2002.		
4*	113	Pick traded to NY Rangers in Rob DiMaio, Darren Langdon trade (Bryce Lampman).		
5*	149	Pick traded to Colorado in Chris Dingman trade (Mikko Viitanen).		
6	181	Daniel Boisclair	G	Cape Breton (QMJHL)
7	211	Sean Curry	D	Tri-City (WHL)
8	244	Carter Trevisani	D	Ottawa (OHL)
9	274	Peter Reynolds	D	North Bay (OHL)

2002 ENTRY DRAFT (9 ROUNDS)

General Manager: Jim Rutherford | Player Personnel Director: Sheldon Ferguson

ROUND	OVERALL	PLAYER	POS	TEAM
1	25	**Cam Ward**	G	Red Deer (WHL)
2	58	Pick traded to Detroit in Aaron Ward trade (Jiri Hudler).		
3*	91	Jesse Lane	D	Hull (QMJHL)
		Pick traded to Philadelphia for a fourth-round pick in 2001 (Rob Zepp). Re-acquired by Carolina for a sixth-round pick in 2002 and a third-round pick in 2003.		
4*	124	Pick traded to St. Louis in the Sean Hill deal. Later traded to Atlanta (Lane Manson).		
5*	155	Pick acquired as compensation for Scott Pellerin. Pick traded to Minnesota (Armands Berzins).		
5	160	Daniel Manzato	G	Victoriaville (QMJHL)
6*	174	Pick acquired as compensation for Rob DiMaio. Pick traded to Tampa Bay (Karri Akkanen) for a fourth-round pick in 2003.		
6*	192	Pick traded to Philadelphia (Nikita Korovkin) along with third-round pick in 2003 for a third-round pick in 2002.		
7	224	Adam Taylor	C	Kootenay (WHL)
8*	255	Pick traded to Tampa Bay (Ryan Craig) for a fourth-round pick in 2003.		
8*	256	Pick acquired from Philadelphia. Pick traded to Tampa Bay (Darren Reid) for a fourth-round pick in 2003.		
9	286	Pick traded to Tampa Bay (Alexei Glukhov) for a fourth-round pick in 2003.		

2003 ENTRY DRAFT (9 ROUNDS)

General Manager: Jim Rutherford | Player Personnel Director: Sheldon Ferguson

ROUND	OVERALL	PLAYER	POS	TEAM
1	2	**Eric Staal**	C	Peterborough (OHL)
2	31	**Danny Richmond**	D	Michigan (CCHA)
3*	69	Pick traded to Philadelphia (Colin Fraser) along with Carolina's sixth-round pick in 2002 (Nikita Korovkin) in exchange for Carolina's 2002 third-round pick (Jesse Lane), which was previously traded to Philadelphia.		
4	102	Aaron Dawson	D	Peterborough (OHL)
4*	126	Kevin Nastiuk	G	Medicine Hat (WHL)
		Pick acquired from Toronto in exchange for Tom Barrasso.		
4*	130	Matej Trojovsky	D	Regina (WHL)
		Pick acquired from Tampa Bay in exchange for the Hurricanes' sixth-round pick, two eighth-round picks and ninth-round pick in the 2002 NHL Entry Draft.		
5*	137	Tyson Strachan	D	Vernon (BCJHL)
		Pick acquired as compensation for Martin Gelinas		
5	138	Pick traded to Columbus (Arsi Piispanen) along with Carolina's sixth-round pick in 2003 in exchange for a fourth-round pick in the 2004 NHL Entry Draft.		
6	168	Pick traded to Columbus (Lukas Bolf) along with Carolina's fifth-round pick in 2003 in exchange for a fourth-round pick in the 2004 NHL Entry Draft.		
7	198	Shay Stephenson	LW	Red Deer (WHL)
8	230	Jamie Hoffmann	C	Des Moines (USHL)
9	262	Ryan Rorabeck	C	Tor. St. Michael's (OHL)

2004 ENTRY DRAFT (9 ROUNDS)

General Manager: Jim Rutherford | Player Personnel Director: Sheldon Ferguson

ROUND	OVERALL	PLAYER	POS	TEAM
1*	4	**Andrew Ladd**	L	Calgary (WHL)
		Pick acquired from Columbus in exchange for Carolina's first-round pick in 2004 and a second-round pick in 2004.		
1*	8	Pick traded to Columbus (Alexandre Picard) in draft-day trade.		
2	38	**Justin Peters**	G	Tor. St. Michael's (OHL)
2*	59	Pick traded to Columbus (Kyle Wharton) in draft-day trade. Was acquired from Toronto in exchange for Glen Wesley in March 2003.		
3*	69	**Casey Borer**	D	St. Cloud St. (WCHA)
		Pick acquired from Colorado in Bob Boughner trade. Colorado acquired pick from Washington along with Steve Konowalchuk in exchange for Bates Battaglia and Jonas Johansson.		
3	74	Pick traded to Anaheim (Kyle Klubertanz) in Martin Gerber trade.		
4	106	Pick traded to Atlanta (Chad Painchaud) in exchange for Atlanta's third-round pick in 2005.		
4*	109	**Brett Carson**	D	Calgary (WHL)
		Pick acquired from Atlanta in exchange for Janie Hurme.		
4*	121	Pick traded to Calgary (Kristopher Hogg) for Bob Boughner. Pick originally acquired from Columbus in a 2003 draft-day trade. Columbus had previously acquired the pick from New Jersey.		
5	137	Magnus Akerlund	G	HV 71 Jr. (Swedish Jr.)
6	171	Traded to Philadelphia (Frederik Cabana) in Marty Murray trade.		
7	202	Ryan Pottruff	D	London (OHL)
8	235	Jonas Fiedler	RW	Plymouth (OHL)
9	268	Martin Vagner	D	Gatineau (QMJHL)

2005 ENTRY DRAFT (7 ROUNDS)

General Manager: Jim Rutherford | Player Personnel Director: Sheldon Ferguson

ROUND	OVERALL	PLAYER	POS	TEAM
1	3	Jack Johnson	D	US National U-18 (USA)
2	58	Nathan Hagemo	D	Univs. of Minnesota (WCHA)
3	64	Joe Barnes	C	Saskatoon (WHL)
3*	69	Pick acquired from Atlanta in exchange for the 106th pick in 2004. Traded to Calgary (Gord Baldwin) in exchange for Mike Commodore.		
3*	78	Pick acquired from Phoenix as part of trade for Danny Markov. Later traded to Nashville in exchange for Andrew Hutchinson.		
4*	94	Jakub Vojta	D	Sparta Jr. (Czech Jr.)
		Pick acquired from Dallas in exchange for Jaroslav Svoboda.		
4*	101	Pick acquired from Toronto for Ron Francis. Later traded to Columbus for Derrick Walser and a fourth-round pick in 2006.		
4	123	Ondrej Otcenas	LW	Trencin Jr. (Svk Jr.)
5*	128	Pick sent to Calgary (Kevin Lalande) since Colorado re-signed Bob Boughner. Carolina received Colorado's 2005 fifth-round pick in return as part of the Boughner-Chris Bahen trade.		
5*	145	Timothy Kunes	D	N.E. JR. Falcons (EJHL)
		Pick assigned to the Hurricanes as compensation for the loss of Sean Hill to free agency (Florida).		
5*	159	Risto Korhonen	D	Karpat Jr. (Fin. Jr.)
		Pick acquired from Colorado as part of the Bob Boughner trade.		
6	192	**Nicolas Blanchard**	LW	Chicoutimi (QMJHL)
7	198	Kyle Lawson	D	US National U-18 (USA)

2006 ENTRY DRAFT (7 ROUNDS)

General Manager: Jim Rutherford | Player Personnel Director: Sheldon Ferguson

ROUND	OVERALL	PLAYER	POS	TEAM
1*	30	Pick traded to St. Louis in the Doug Weight trade (January 30, 2006) and later traded to New Jersey (Matthew Corrnente)		
2	63	**Jamie McBain**	D	U.S. National U-18 (USA)
3	93	Harrison Reed	RW	Sarnia (OHL)
4*	99	Pick acquired from Columbus as part of a 2005 draft-day trade. Pick traded to Chicago as part of trade for Anton Babchuk. Chicago traded the pick to Toronto and Toronto selected James Reimer.		
4*	106	Pick acquired from Toronto on draft day 2005 in exchange for Jeff O'Neill and later traded to St. Louis, January 30, 2006 (Reto Berra).		
4	123	Bobby Hughes	C	Kingston (OHL)
5	153	Stefan Chaput	C	Lewiston (QMJHL)
6	183	Nick Dodge	RW	Clarkson (ECAC)
7	213	Justin Krueger	D	Penticton (BCHL)

2007 ENTRY DRAFT (7 ROUNDS)

General Manager: Jim Rutherford | Player Personnel Director: Sheldon Ferguson

ROUND	OVERALL	PLAYER	POS	TEAM
1	11	**Brandon Sutter**	C/RW	Red Deer (WHL)
2*	41	Pick traded to Pittsburgh in Mark Recchi trade (March 9, 2006). Later traded to San Jose and later traded to Philadelphia. Philadelphia selected Kevin Marshall.		
3	72	**Drayson Bowman**	C/LW	Spokane (WHL)
4*	96	Pick acquired from Chicago in Anton Babchuk trade (January 20, 2007). Later traded to St. Louis in Doug Weight trade. St. Louis selected Cade Fairchild.		
4	102	Justin McCrae	C	Saskatoon (WHL)
5	132	**Chris Terry**	LW	Plymouth (OHL)
6	162	**Brett Bellemore**	D	Plymouth (OHL)
7*	192	Pick traded to Montreal in Michael Leighton trade (June 23, 2007). Montreal selected Scott Kishel.		

2008 ENTRY DRAFT (7 ROUNDS)

General Manager: Jim Rutherford | Player Personnel Director: Tony MacDonald

ROUND	OVERALL	PLAYER	POS	TEAM
1	14	**Zach Boychuk**	C	Lethbridge (WHL)
2	45	**Zac Dalpe**	C/RW	Penticton (BCHL)
3*	75	Pick traded to NY Rangers in Matt Cullen trade (July 17, 2007). Rangers selected C Evgeny Grachevs.		
4	105	**Michal Jordan**	D	Plymouth (OHL)
5*	135	Pick traded to Columbus in Anson Carter trade (February 23, 2007). Blue Jackets selected RW Tomas Kubalik.		
6	165	**Mike Murphy**	G	Belleville (OHL)
7	195	Samuel Morneau	LW	Baie-Comeau (QMJHL)

2009 ENTRY DRAFT (7 ROUNDS)

General Manager: Jim Rutherford | Player Personnel Director: Tony MacDonald

ROUND	OVERALL	PLAYER	POS	TEAM
1	27	Philippe Paradis	C	Shawinigan (QMJHL)
2*	51	Brian Dumoulin	D	Jr. Monarchs (EJHL)
		Originally Calgary's pick. Acquired from Los Angeles along with Patrick O'Sullivan for Justin Williams, March 4, 2009.		
2*	58	Pick traded to Edmonton in trade for Erik Cole. Edmonton traded pick to Buffalo for Ales Kotalik. Buffalo traded pick to Toronto for Dominic Moore. All trades occurred on March 4, 2009. Toronto selected Jesse Blacker.		
3	88	Mattias Lindstrom	LW	Skelleftea (Sweden)
4*	118	Pick traded to Tampa Bay along with Wade Brookbank and Josef Melichar for Jussi Jokinen (February 7, 2009). Tampa Bay traded pick to Toronto (March 4, 2009). Toronto forfeited pick as part of a penalty for violating the CBA in relation to free agent Jonas Frogren (July 4, 2008). The pick was skipped.		
5*	131	Matt Kennedy	RW	Guelph (OHL)
		Pick acquired from Edmonton in Erik Cole trade (March 4, 2009).		
5*	148	Pick traded to Nashville for rights to Darcy Hordichuk (June 19, 2008). Nashville traded the pick to Tampa Bay for a fifth-round pick in 2010. Tampa Bay selected Michael Zador.		
6	178	**Rasmus Rissanen**	D	Kalpa Jr. (Fin. Jr.)
7	208	Tommi Kivisto	D	Red Deer (WHL)

2010 ENTRY DRAFT (7 ROUNDS)

General Manager: Jim Rutherford | Player Personnel Director: Tony MacDonald

ROUND	OVERALL	PLAYER	POS	TEAM
1	7	**Jeff Skinner**	C	Kitchener (OHL)
2	37	**Justin Faulk**	D	U.S. National U-18 (USA)
2*	46	Pick acquired along with Alexandre Picard from Ottawa in exchange for Matt Cullen, February 12, 2010. Traded to Edmonton in exchange for Riley Nash, June 26, 2010. Edmonton selected Martin Marincin.		
2*	53	Mark Alt	D	Cretin-Derham (Minn. H.S.)
		Originally Buffalo's pick. Acquired from San Jose in exchange for Niclas Wallin and Carolina's 2010 fifth-round pick (127th overall). San Jose selected Cody Ferriero.		
3	67	**Danny Biega**	D	Harvard (ECAC)
3*	85	Austin Levi	D	Plymouth (OHL)
		Pick acquired from Vancouver in exchange for Andrew Alberts, March 3, 2010.		
4*	97	Pick traded to Boston along with Patrick Eaves in exchange for Aaron Ward, July 24, 2009. Boston selected Craig Cunningham.		
4*	105	**Justin Shugg**	LW	Windsor (OHL)
		Originally Boston's pick. Acquired from Anaheim along with Justin Pogge in exchange for Aaron Ward, March 3, 2010.		
5*	127	Pick traded to San Jose along with Niclas Wallin in exchange for Buffalo's 2010 second-round pick (53rd overall - Mark Alt).		
5*	138	Pick acquired from Nashville when Carolina acquired the rights to Darcy Hordichuk, June 19, 2008, and Hordichuk did not sign. Traded to Phoenix in exchange for Jared Staal, May 13, 2010. Phoenix selected Louie Domingue.		
6*	157	Pick traded to NY Rangers along with Washington's 2011 second-round pick in exchange for Bobby Sanguinetti, June 26, 2010. NY Rangers selected Jesper Fasth.		
6*	167	Tyler Stahl	D	Chilliwack (WHL)
		Pick acquired from Colorado along with Cedric LaLonde-McNicoll in exchange for Stephane Yelle, March 3, 2010.		
7	187	Frederik Andersen	G	Frederikshavn (Denmark)
7*	206	Pick acquired from Washington in exchange for Scott Walker, March 3, 2010. Traded to Philadelphia in exchange for Jonathan Matsumoto, June 26, 2010. Philadelphia selected Ricard Blidstrand.		

NHL DRAFT HISTORY

2011 ENTRY DRAFT (7 ROUNDS)

General Manager: Jim Rutherford | Player Personnel Director: Tony MacDonald

ROUND	OVERALL	PLAYER	POS	TEAM
1	12	**Ryan Murphy**	D	Kitchener (OHL)
2	42	**Victor Rask**	C	Leksand (Sweden Jr.)
2*	57	Pick acquired from Washington along with Brian Pothier and Oskar Osala in exchange for Joe Corvo, March 3, 2010. Pick traded to NY Rangers along with the 157th pick in the 2010 draft in exchange for Bobby Sanguinetti, June 26, 2010. Pick traded to Calgary along with Roman Horak and Rangers' second-round pick in 2011 (45th overall) in exchange for Tim Erixon and Calgary's fifth-round pick in 2011 (134th overall), June 1, 2011. Calgary selected Tyler Wotherspoon.		
3	73	**Keegan Lowe**	D	Edmonton (WHL)
4	103	Gregory Hofmann	C	Ambri (Swiss)
5*	133	Pick traded to Florida along with Ryan Carter in exchange for Cory Stillman, Feb. 24, 2011. Pick traded to Atlanta (Winnipeg) along with Radek Dvorak in exchange for Niclas Bergfors and Patrick Rissmiller, Feb. 28, 2011. Pick traded to San Jose along with Calgary's seventh-round pick in 2011 (194th overall) in exchange for the Sharks' 2011 fourth-round pick (119th overall), June 25, 2011. San Jose selected Sean Kuraly.		
6	163	Matt Mahalak	G	Plymouth (OHL)
7	193	**Brody Sutter**	C	Lethbridge (WHL)

2012 DRAFT (7 ROUNDS)

General Manager: Jim Rutherford | Player Personnel Director: Tony MacDonald

ROUND	OVERALL	PLAYER	POS	TEAM
1*	8	Pick traded to Pittsburgh along with Brandon Sutter and Brian Dumoulin in exchange for Jordan Staal, June 22, 2012. Pittsburgh selected Derrick Pouliot.		
2	38	**Phillip di Giuseppe**	LW	Univ. of Michigan (CCHA)
2*	47	**Brock McGinn**	LW	Guelph (OHL)
		Acquired from San Jose in exchange for Ian White, Feb. 18, 2011.		
3	69	Daniel Altshuller	G	Oshawa (OHL)
4	99	Erik Karlsson	C	Frolunda (Swe. Jr.)
4*	115	**Trevor Carrick**	D	Mississauga (OHL)
		Acquired from Boston in exchange for Joe Corvo, July 5, 2011.		
4*	120	**Jaccob Slavin**	D	Chicago (USHL)
		Acquired from New Jersey along with Joe Sova in exchange for Alexei Ponikarovsky, Jan. 20, 2012.		
5	129	**Brendan Woods**	LW	Univ. of Wisconsin (WCHA)
6	159	Collin Olson	G	USA (USHL)
7	189	Brendan Collier	LW	Malden Catholic (Mass. HS)

2013 DRAFT (7 ROUNDS)

General Manager: Jim Rutherford | Player Personnel Director: Tony MacDonald

ROUND	OVERALL	PLAYER	POS	TEAM
1	5	**Elias Lindholm**	C/RW	Brynas (Sweden)
2*	35	Pick traded to Buffalo along with Jamie McBain in exchange for Andrej Sekera, June 30, 2013. Buffalo selected J.T. Compher.		
3	66	**Brett Pesce**	D	New Hampshire (HE)
4*	96	Pick traded to Los Angeles along with Anthony Stewart and a 2014 sixth-round pick in exchange for Kevin Westgarth, Jan. 13, 2013. Los Angeles later traded the pick to Edmonton on June 30, 2013, in a multi-pick trade. Edmonton selected Kyle Platzer.		
5	126	Brent Pedersen	LW	Kitchener (OHL)
6	156	Tyler Ganly	D	Sault Ste. Marie (OHL)
7*	186	Pick traded to Tampa Bay along with Adam Hall in exchange for Marc-Andre Bergeron, April 2, 2013. Tampa Bay selected Joel Vermin.		

2014 DRAFT (7 ROUNDS)

General Manager: Ron Francis | Player Personnel Director: Tony MacDonald

ROUND	OVERALL	PLAYER	POS	TEAM
1	7	**Haydn Fleury**	D	Red Deer (WHL)
2	37	**Alex Nedeljkovic**	G	Plymouth (OHL)
3	67	**Warren Foegele**	LW	St. Andrews (CISAA)
4*	96	Josh Wesley	D	Plymouth (OHL)
		Acquired from Vancouver along with Kellan Tochkin in exchange for Zac Dalpe and Jeremy Welsh, Sept. 29, 2013.		
4	97	**Lucas Wallmark**	C	Lulea (SHL)
5	127	Clark Bishop	C	Cape Breton (QMJHL)
6*	157	Pick traded to Los Angeles along with a 2013 fourth-round pick and Anthony Stewart in exchange for Kevin Westgarth, Jan. 13, 2013. Los Angeles selected Jake Marchment.		
7	187	Kyle Jenkins	D	Sault Ste. Marie (OHL)

2015 DRAFT (7 ROUNDS)

General Manager: Ron Francis | Player Personnel Director: Tony MacDonald

ROUND	OVERALL	PLAYER	POS	TEAM
1	5	**Noah Hanifin**	D	Boston College (HE)
2	35	**Sebastian Aho**	RW	Karpat (Finland)
3*	66	Pick traded to Vancouver along with Carolina's seventh-round pick in 2016 in exchange for Eddie Lack. Vancouver selected Guillaume Brisebois.		
4*	93	Callum Booth	G	Quebec (QMJHL)
		Originally Arizona's pick, acquired by Washington on March 4, 2014 along with Rostislav Klesla and Chris Brown in exchange for Martin Erat and John Mitchell. Carolina acquired the pick from Washington along with Jack Hillen in exchange for Tim Gleason, Feb. 28, 2015.		
4	96	**Nicolas Roy**	C	Chicoutimi (QMJHL)
5	126	Luke Stevens	LW	Noble & Greenough (MA-HS)
5*	138	Spencer Smallman	RW	St. John (QMJHL)
		Pick acquired from Winnipeg along with the Jets' third-round pick in 2016 in exchange for Jiri Tlusty, Feb. 25, 2015. Acquisition of this pick was conditional upon Winnipeg qualifying for the 2015 Stanley Cup Playoffs, which it did. If the Jets had not qualified, Carolina would have received Winnipeg's 2015 sixth-round (168th overall) pick.		
6	156	Jake Massie	D	Kimball Union (NH-HS)
6*	169	David Cotton	C	Cushing Academy (MA-HS)
		Originally Ottawa's pick, acquired by Winnipeg on June 28, 2014, in exchange for Winnipeg's seventh-round pick in 2014. Carolina acquired the pick from Winnipeg in exchange for Jay Harrison, Dec. 18, 2014.		
7	186	Steven Lorentz	C/LW	Peterborough (OHL)

2016 DRAFT (7 ROUNDS)

General Manager: Ron Francis | Player Personnel Director: Tony MacDonald

ROUND	OVERALL	PLAYER	POS	TEAM
1	13	Jake Bean	D	Calgary (WHL)
1*	21	Julien Gauthier	RW	Val d'Or (QMJHL)
		Carolina acquired Los Angeles' first-round pick, conditionally in either 2015 or 2016, along with Roland McKeown on Feb. 25, 2015, in exchange for defenseman Andrej Sekera. Los Angeles failed to qualify for the 2015 playoffs, thus retaining its 2015 first-round pick and giving Carolina this pick.		
2	43	**Janne Kuokkanen**	C/LW	Karpat Jr. (Fin. Jr.)
2*	50	Originally the New York Rangers' pick acquired by Carolina on Feb. 28, 2016 along with the Rangers' 2017 second-round pick and Aleksi Saarela in exchange for Eric Staal. Carolina traded this pick along with Chicago's 2017 third-round pick (previously acquired by Carolina) to Chicago on June 15, 2016, in exchange for Teuvo Teravainen and Bryan Bickell. Chicago selected Artur Kayumov.		
3*	67	Matt Filipe	LW	Cedar Rapids (USHL)
		Pick acquired from Winnipeg along with Ottawa's 2015 sixth-round pick on Feb. 25, 2015, in exchange for Jiri Tlusty.		
3	74	Hudson Elynuik	C	Spokane (WHL)
3*	75	Jack Lafontaine	G	Janesville (NAHL)
		Pick acquired from Boston along with Anthony Camara and a 2017 fifth-round pick on Feb. 29, 2016, in exchange for John-Michael Liles.		
4	104	Max Zimmer	LW	Chicago (USHL)
5	134	Jeremy Helvig	G	Kingston (OHL)
6	164	Noah Carroll	D	Guelph (OHL)
7*	194	Pick traded to Vancouver along with a 2015 third-round pick on June 27, 2015, in exchange for Eddie Lack. Vancouver selected Brett McKenzie.		

2017 DRAFT (7 ROUNDS)

General Manager: Ron Francis | Player Personnel Director: Tony MacDonald

ROUND	OVERALL	PLAYER	POS	TEAM
1	12	**Martin Necas**	C	Brno (Czech)
2	42	Eetu Luostarinen	C	Kalpa (Finland)
2*	52	Luke Martin	D	Univ. of Michigan (Big10)
		Pick acquired from the New York Rangers' on Feb. 28, 2016, with a second-round pick in the 2016 NHL Draft and Aleksi Saarela in exchange for Eric Staal.		
2*	62	Carolina acquired Pittsburgh's second-round pick along with Danny Kristo on Feb. 23, 2017, in exchange for Ron Hainsey. The Hurricanes traded this pick to the Vegas Golden Knights on June 22, 2017, in exchange for Trevor Van Riemsdyk and a seventh-round pick in the 2018 NHL Draft. Vegas selected Jake Leschyshyn.		
3*	67	Morgan Geekie	C	Tri-City (WHL)
		Pick acquired from New Jersey on March 5, 2014, with Andrei Loktionov in exchange for Tuomo Ruutu.		
3	73	Stelio Mattheos	RW	Brandon (WHL)
3*	88	Carolina acquired Chicago's third-round pick on Sept. 11, 2015, with Kris Versteeg and Joakim Nordstrom in exchange for Dennis Robertson, Jake Massie and a fifth-round pick in the 2017 NHL Draft. The Hurricanes traded the pick back to Chicago on June 15, 2016, with the Rangers' second-round pick in 2016 in exchange for Teuvo Teravainen and Bryan Bickell. Chicago traded the pick to Detroit on Feb. 24, 2017, in exchange for Tomas Jurco. Detroit selected Keith Petruzzelli.		
3*	90	Carolina acquired Ottawa's third-round pick on Feb. 28, 2017, in exchange for Viktor Stalberg. The Hurricanes traded the pick to Chicago on April 28, 2017, in exchange for Scott Darling. Chicago selected Evan Barratt.		
4	104	Eetu Makiniemi	G	Jokerit Jr. (Finland Jr.)
5*	135	The Hurricanes traded their fifth-round pick to Chicago on Sept. 11, 2015, with Dennis Robertson and Jake Massie in exchange for Kris Versteeg, Joakim Nordstrom and a third-round pick in the 2017 NHL Draft. Chicago traded the pick to Vancouver on June 24, 2017, with a sixth-round pick in the 2017 NHL Draft in exchange for San Jose's fourth-round pick in the 2017 NHL Draft. Vancouver selected Kristoffer Gunnarsson.		
5*	142	Carolina acquired Bostons's fifth-round pick on Feb. 29, 2016, with a third-round pick in the 2016 NHL Draft and Anthony Camara in exchange for John-Michael Liles. The Hurricanes traded the pick to Vegas on June 21, 2017, to ensure the Golden Knights selected Connor Brickley in the 2017 NHL Expansion Draft. Vegas selected Jonathan Dugan.		
6	166	Brendan De Jong	D	Portland (WHL)
7	197	Ville Rasanen	D	Jokipojat (Finland Jr.)

2018 DRAFT (7 ROUNDS)

General Manager: Don Waddell | Player Personnel Director: Darren Yorke

ROUND	OVERALL	PLAYER	POS	TEAM
1	2	Andrei Svechnikov	RW	Barrie (OHL)
2	42	Jack Drury	C	Waterloo (USHL)
3*	63	Traded along with Marcus Kruger to Arizona in exchange for Jordan Martinook and a fourth-round pick in the 2018 NHL Draft on May 3, 2018. Arizona selected Ty Emberson.		
4*	96	Luke Henman	C	Blainville-Boisbriand (QMJHL)
		Pick acquired along with Jordan Martinook from Arizona in exchange for Marcus Kruger and a third-round pick in the 2018 NHL Draft on May 3, 2018.		
4	104	Lenni Killinen	RW	Blues U20 (Finland Jr.)
5*	135	Traded to Vegas in exchange for Marcus Kruger on July 4, 2017. Vegas selected Brandon Kruse.		
6	166	Jesper Sellgren	D	MODO (Sweden-2)
7	197	Jake Kucharski	G	Des Moines (USHL)
7*	216	Pick acquired from Vegas along with Trevor van Riemsdyk in exchange for Pittsburgh's second-round pick in the 2017 NHL Draft (Jake Leschyshyn) on June 22, 2017. Pick traded to NY Rangers in exchange for Boston's seventh-round pick in the 2019 NHL Draft on June 23, 2018. NY Rangers selected Riley Hughes.		



88 MARTIN NECAS



FRANCHISE RECORDS

Records in the NHL Including Individual and Team Records

CAREER RECORDS

MOST GAMES

1.	Ron Francis	1,186
2.	Glen Wesley	913
3.	Eric Staal	909
4.	Kevin Dineen	708
5.	Rod Brind'Amour	694
6.	Jeff O'Neill	673
7.	Cam Ward	668
8.	Adam Burt	626
9.	Jeff Skinner	579
10.	Erik Cole	557

MOST POINTS

1.	Ron Francis	1,175
2.	Eric Staal	775
3.	Kevin Dineen	544
4.	Rod Brind'Amour	473
5.	Jeff O'Neill	416
6.	Pat Verbeek	403
7.	Jeff Skinner	379
8.	Blaine Stoughton	377
9.	Geoff Sanderson	369
10.	Erik Cole	363

MOST GOALS

1.	Ron Francis	382
2.	Eric Staal	322
3.	Kevin Dineen	250
4.	Blaine Stoughton	219
5.	Jeff Skinner	204
6.	Jeff O'Neill	198
7.	Geoff Sanderson	196
8.	Pat Verbeek	192
9.	Sylvain Turgeon	178
10.	Rod Brind'Amour	174

MOST ASSISTS

1.	Ron Francis	793
2.	Eric Staal	453
3.	Rod Brind'Amour	299
4.	Kevin Dineen	294
5.	Andrew Cassels	253
6.	Jeff O'Neill	218
7.	Ray Whitney	215
8.	Pat Verbeek	211
9.	Sami Kapanen	203
10.	Dave Babych	196

MOST PENALTY MINUTES

1.	Kevin Dineen	1,439
2.	Torrie Robertson	1,368
3.	Pat Verbeek	1,144
4.	Ulf Samuelsson	1,110
5.	Adam Burt	875
6.	Paul MacDermid	744
7.	Randy Ladouceur	717
8.	Mark Janssens	712
9.	Ron Francis	684
10.	Eric Staal	678

MOST HAT TRICKS

1.	Eric Staal	13
2.	Ron Francis	9
3.	Blaine Stoughton	7
4.	Erik Cole	5
	Kevin Dineen	5
	Ray Ferraro	5
	Geoff Sanderson	5
8.	Mike Rogers	4
	Jeff Skinner	4
	Pat Verbeek	4

MOST POWER PLAY GOALS

1.	Ron Francis	132
2.	Eric Staal	105
3.	Pat Verbeek	73
4.	Kevin Dineen	71
5.	Sylvain Turgeon	68
6.	Jeff O'Neill	64
7.	Geoff Sanderson	62
8.	Rod Brind'Amour	60
9.	Ray Ferraro	59
10.	Blaine Stoughton	56

MOST SHORTHANDED GOALS

1.	Eric Staal	16
2.	Dave Tippett	11
3.	Rod Brind'Amour	10
4.	Kevyn Adams	8
	Erik Cole	8
	Stewart Gavin	8
	Chad LaRose	8
8.	Murray Craven	7
	Kevin Dineen	7
	Ron Francis	7
	Keith Primeau	7
	Paul Ranheim	7

MOST CONSECUTIVE GAMES WITH:

POINTS	18	Mike Rogers, 11/22/1980-01/02/1981 (19g, 20a) *NOTE: Streak was longest by an NHL player that season.*
	17	Mike Rogers, 02/18-03/22/1980 (12g, 17a)
GOALS	9	Pierre Larouche, 01/25-02/13/1982 (10g)
	7	Ray Ferraro, 02/09-23/1989 (9g)
	6	Jeff Skinner, 3/18-3/27/2017 (8g)
	6	Keith Primeau, 12/30/1997-01/08/1998 (6g)
	6	Ray Sheppard, 11/14-25/1998 (7g)
ASSISTS	11	Eric Staal, 2/10-3/6/2012 (14a) *NOTE: Streak was longest by an NHL player that season.*
	10	Dave Keon, 11/17-12/07/1979 (12a)
	9	Mike Rogers, 12/07-27/1980 (14a) Blaine Stoughton, 01/25-02/13/1982 (12a)
	8	Rod Brind'Amour, 02/18-02/01/2001 (10a) Matt Cullen, 10/22-11/8/07 (12a)
	7	Keith Primeau, 02/01-03/06/1998 (7a)
	7	Jeff O'Neill, 10/11-30/2002 (7a)
	7	Cory Stillman, 12/15/2005-01/07/2006 (7a)
	7	***Sebastian Aho***, 3/12/2018-3/26/2018 (8a)

MOST GOAL SEASONS:

20-GOALS	14	Ron Francis
	9	Eric Staal
	6	Kevin Dineen, Jeff Skinner
	5	Blaine Stoughton
30-GOALS	5	Eric Staal
	4	Blaine Stoughton, Geoff Sanderson
	3	Jeff Skinner, Ron Francis, Sylvain Turgeon, Kevin Dineen, Jeff O'Neill
40-GOALS	4	Blaine Stoughton
	2	Kevin Dineen, Pat Verbeek, Geoff Sanderson, Eric Staal
50-GOALS	2	Blaine Stoughton

MOST CONSECUTIVE SEASONS:

20-GOALS	10	Ron Francis (1981-82 to 1990-91)
	7	Eric Staal (2005-06 to 2011-12)
	6	Kevin Dineen (1984-85 to 1990-91)
	5	Blaine Stoughton (1979-80 to 1983-84) Pat Verbeek (1989-90 to 1993-94)
30-GOALS	4	Eric Staal (2005-06 to 2008-09) Blaine Stoughton (1979-80 to 1982-83)
	3	Jeff O'Neill (2000-01 to 2002-03)
40-GOALS	4	Blaine Stoughton (1979-80 to 1982-83)

MOST GOALS IN A SEASON:

Overall	56	Blaine Stoughton, 1979-80
Defense	20	Zarley Zalapski, 1991-92
Center	45	Eric Staal, 2005-06
Left Wing	46	Geoff Sanderson, 1992-93
Right Wing	56	Blaine Stoughton, 1979-80
Rookie	40	Sylvain Turgeon, 1983-84

MOST POINTS IN A SEASON:

Overall	105	Mike Rogers, 1979-80, 1980-81
Defense	69	Dave Babych, 1985-86
Center	105	Mike Rogers, 1979-80, 1980-81
Left Wing	89	Geoff Sanderson, 1992-93
Right Wing	100	Blaine Stoughton, 1979-80
Rookie	72	Sylvain Turgeon, 1983-84

MOST ASSISTS IN A SEASON:

Overall	69	Ron Francis, 1989-90
Defense	56	Mark Howe, 1979-80
Center	69	Ron Francis, 1989-90
Left Wing	55	Cory Stillman, 2005-06
Right Wing	45	Pat Verbeek, 1989-90
Goaltender	6	Sean Burke, 1995-96
Rookie	43	Ron Francis, 1981-82

MOST PENALTY MINUTES IN A SEASON:

Overall	358	Torrie Robertson, 1985-86
Defense	199	Ed Hospodar, 1982-83
Center	237	Mark Janssens, 1992-93
Left Wing	358	Torrie Robertson, 1985-86
Right Wing	246	Marc Potvin, 1993-94
Goaltender	33	Jason Muzzatti, 1995-96
Rookie	254	Scott Daniels, 1995-96

SINGLE SEASON HIGHS:

Power Play Goals	21	Geoff Sanderson, 1992-93
Shorthanded Goals	5	Kevyn Adams, 2003-04
Game Winning Goals	9	Blaine Stoughton, 1979-80 Erik Cole, 2010-11
Hat Tricks	4	Eric Staal, 2008-09
Hat Tricks by a Rookie	2	Ray Ferraro, 1984-85

NHL CAREER GOALTENDING LEADERS:

Minimum 15 Games Played

	GP	MINS	GA	GAA	W-L-T/OT	SO
1. Trevor Kidd	72	4,043	158	2.34	28-31-9	5
2. Kevin Weekes	119	6,852	275	2.41	39-54-20	11
3. Arturs Irbe	309	17,815	741	2.49	130-121-44	20
4. Anton Khudobin	70	4,005	167	2.50	27-31-7	2
5. Tom Barrasso	34	1,908	83	2.61	13-12-5	2
6. Cam Ward	668	38,437	1,728	2.70	318-244-84	27
7. Eddie Lack	54	3,011	138	2.75	20-21-9	3
8. Martin Gerber	60	3,493	162	2.78	38-14-6	3
9. Manny Legace	28	1,472	69	2.81	10-7-5	1
10. Justin Peters	68	3,703	188	3.05	22-31-8	3
11. Sean Burke	281	15,893	819	3.09	107-131-29	11
12. Dan Ellis	19	997	52	3.13	6-8-2	1
13. Jeff Reese	37	1,838	96	3.13	8-17-4	2
14. Daryl Reaugh	20	1,010	53	3.15	7-7-1	1
15. John Grahame	45	2,364	125	3.17	15-20-3	0
16. Scott Darling	***43***	***2,476***	***131***	***3.18***	***13-21-7***	***0***
17. Jason Muzzatti	52	2,604	140	3.23	13-21-8	1
18. Michael Leighton	33	1,748	94	3.23	10-14-2	0
19. Peter Sidorkiewicz	178	10,346	575	3.33	71-79-24	8
20. Mike Liut	252	14,705	823	3.36	115-111-19	13
21. Kay Whitmore	75	4,039	243	3.61	23-33-10	3
22. Al Smith	30	1,754	107	3.66	11-10-8	2
23. Steve Weeks	94	5,286	324	3.68	42-42-6	4
24. Frank Pietrangelo	44	2.663	182	4.10	12-27-3	0
25. Mario Gosselin	23	1,106	78	4.23	5-13-1	0
26. Greg Millen	219	12,963	919	4.25	62-120-33	4
27. John Garrett	122	7,088	506	4.28	36-57-27	0
28. Mike Veisor	69	3,809	309	4.87	17-37-9	3

NHL INDIVIDUAL GAME RECORDS

SINGLE GAME HIGHS FOR:

MOST GOALS ..... 4 ..... Jordy Douglas, Feb. 3, 1980 – In a 5-3 win vs. NY Islanders at Springfield
Ron Francis, Feb. 12, 1984 – In an 11-0 win vs. Edmonton
Eric Staal, March 7, 2009 – In a 9-3 win at Tampa Bay

MOST ASSISTS ..... 6 ..... Ron Francis, March 5, 1987 – In a 10-2 win vs. Boston

MOST POINTS ..... 6 ..... Paul Lawless, Jan. 4, 1987 – In an 8-3 win vs. Toronto (2g, 4a)
Ron Francis, March 5, 1987 – In a 10-2 win vs. Boston (6a)
Ron Francis, Oct. 8, 1989 – In a 9-6 win at Quebec (3g, 3a)
Eric Staal, March 7, 2009 – In a 9-3 win at Tampa Bay

MOST SHOTS ..... 13 ..... Jeff Skinner, March 13, 2014 – In a 4-2 win vs. Buffalo

MOST PENALTY MINUTES ..... 42 ..... Ed Kastelic, Nov. 10, 1990 – In a 3-2 OT win at Minnesota
He received a minor, 2 majors, a misconduct and 2 game misconducts
Nick Kypreos, Dec. 11, 1992 – In a 9-3 loss at Buffalo
He received a minor, 2 majors, 2 misconducts and a game misconduct

ROOKIE SINGLE GAME HIGHS FOR:

MOST GOALS ..... 3 ..... ***Sebastian Aho***, Jan. 31, 2017 – In an 5-1 win vs. Philadelphia
Ray Ferraro, March 23, 1985 – In a 5-2 win vs. Boston
Ray Ferraro, March 29, 1985 – In an 8-7 win vs. Edmonton
Michael Nylander, April 7, 1993 – In a 6-1 win at Ottawa
Erik Cole, Dec. 21, 2001 – In a 5-4 OT win vs. Atlanta

MOST ASSISTS ..... 4 ..... Shane Willis, Jan. 7, 2001 – In a 5-2 win vs. NY Islanders

MOST POINTS ..... 5 ..... Ray Ferraro, March 29, 1985 – In an 8-7 win vs. Edmonton (3g, 2a)
Michael Nylander, April 7, 1993 – In a 6-1 win at Ottawa (3g, 2a)

MOST SHOTS ..... 10 ..... Sylvain Turgeon, Jan. 29, 1984 – In an 5-5 tie vs. Quebec

MOST PENALTY MINUTES ..... 29 ..... Scott Daniels, Jan. 6, 1996 – In a 5-2 loss at Boston
He received a double-minor, a major, a 10-minute misconduct and a game misconduct

OPPONENTS INDIVIDUAL NHL GAME RECORDS

MOST GOALS IN A GAME
5 – Mark Pavelich (NY Rangers), Feb. 23, 1981 in an 11-3 win vs. Hartford
Mats Sundin (Quebec), March 5, 1992 in a 10-4 win at Hartford

MOST ASSISTS IN A GAME
5 – Owen Nolan (Quebec), March 5, 1992 in a 10-4 win at Hartford
Phil Housley (Winnipeg), Jan. 18, 1993 in an 8-7 win vs. Hartford at Saskatoon
Lyle Odelein (Montreal), Feb. 2, 1994 in a 9-2 win vs. Hartford

MOST POINTS IN A GAME
7 – Dino Ciccarelli (Washington), March 18, 1989 in an 8-2 win at Hartford (4g, 3a)
Mats Sundin (Quebec), March 5, 1992 in a 10-4 win at Hartford (5g, 2a)

MOST PENALTY MINUTES IN A GAME
51 – Chris Chelios (Chicago) (3 minors, 1 major, 2 misconducts, 2 game misconducts), Oct. 14, 1993 in a 6-2 loss vs. Hartford. It was the league-high for a player in one game for the season. Chelios also received a four-game suspension and was fined $500 by the NHL.

TEAM NHL GOALTENDING RECORDS

MOST GAMES

Career	668	Cam Ward, 2005-18
Season	77	Arturs Irbe, 2000-01

MOST MINUTES PLAYED

Career	38,437	Cam Ward, 2005-18
Season	4,405	Arturs Irbe, 2000-01

MOST SHUTOUTS

Career	27	Cam Ward, 2005-18
Season	6	Cam Ward, 2008-09; Kevin Weekes, 2003-04; Arturs Irbe, 1998-99, 2000-01

LOWEST GOALS-AGAINST AVERAGE

Career (min. 30 games)	2.34	Trevor Kidd, 1997-99
Season (min. 10 games)	2.17	Trevor Kidd, 1997-98

MOST WINS

Career	318	Cam Ward, 2005-18
Season	39	Cam Ward, 2008-09

MOST SAVES

Home	52	Mike Veisor, Nov. 2, 1982 in a 7-6 loss vs. Minnesota
Road	57	Cam Ward, Oct. 25, 2008 in a 4-3 win at NY Islanders

BEST WINNING PERCENTAGE

Career (min. 60 decisions)	.557	Cam Ward (318-244-84), 2005-18
Season (min. 10 decisions)	.707	Martin Gerber (38-14-6), 2005-06

MOST CONSECUTIVE GAMES PLAYED
40 – Arturs Irbe, Nov. 4, 2000-Feb. 7, 2001 (21-15-3)

LONGEST UNDEFEATED STREAK
9 – Cam Ward, March 18-April 7, 2009 (9-0-0)
Arturs Irbe, Dec. 31, 2000-Jan. 18, 2001 (7-0-2)

LONGEST WINNING STREAK
9 – Cam Ward, March 18-April 7, 2009

LONGEST WINLESS STREAK
12 – Peter Sidorkiewicz, Jan. 4-Feb. 19, 1992 (0-7-5)
Jeff Reese, Dec. 4, 1993-April 7, 1994 (0-9-3)

LONGEST LOSING STREAK
11 – Kevin Weekes, Dec. 27, 2002-Feb. 11, 2003

LONGEST SHUTOUT SEQUENCE (INDIVIDUAL)

Home	187:58	Sean Burke, Jan. 2-24, 1994. Includes 4-0 shutout vs. Winnipeg on Jan. 5 and 6-0 shutout vs. NY Islanders on Jan. 8
Road	234:28	Trevor Kidd, March 28-April 8, 1998. Includes shutouts against New Jersey (4-0), Montreal (1-0) and Boston (3-0)
Overall	219:20	Trevor Kidd, March 28-April 8, 1998. Includes shutouts over New Jersey (4-0), Montreal (1-0) and Boston (3-0)

LONGEST SHUTOUT SEQUENCE (TEAM)

Home	158:05	Jan. 2-19, 1994. Includes 4-0 shutout vs. Winnipeg on Jan. 5 and 6-0 shutout vs. NY Islanders on Jan. 8
Road	234:28	March 28-April 8, 1998. Includes shutouts over New Jersey (4-0), Montreal (1-0) and Boston (3-0)
Overall	219:21	March 28-April 8, 1998. Includes shutouts over New Jersey (4-0), Montreal (1-0) and Boston (3-0)

SEASON	GOAL SCORING	ASSISTS	TOTAL POINTS
1972-73 (WHA)	53—WEBSTER, Tom	61—CAFFERY, Terry	103—WEBSTER, Tom
1973-74 (WHA)	43—WEBSTER, Tom	48—FRENCH, John	72—FRENCH, John
1974-75 (WHA)	40—WEBSTER, Tom	40—FRENCH, John	74—CARLETON, Wayne
1975-76 (WHA)	35—BACKSTROM, Ralph	50—WEBSTER, Tom	83—BACKSTROM, Ralph
1976-77 (WHA)	40—ANTONOVICH, Mike	63—KEON, Dave	90—KEON, Dave
1977-78 (WHA)	34—HOWE, Gordie	62—HOWE, Gordie	96—HOWE, Gordie
1978-79 (WHA)	42—HOWE, Mark	65—HOWE, Mark	107—HOWE, Mark
1979-80 (NHL)	56—STOUGHTON, Blaine	61—ROGERS, Mike	105—ROGERS, Mike
1980-81 (NHL)	43—STOUGHTON, Blaine	65—ROGERS, Mike	105—ROGERS, Mike
1981-82 (NHL)	52—STOUGHTON, Blaine	45—HOWE, Mark	91—STOUGHTON, Blaine
1982-83 (NHL)	45—STOUGHTON, Blaine	59—FRANCIS, Ron	90—FRANCIS, Ron
1983-84 (NHL)	40—TURGEON, Sylvain	60—FRANCIS, Ron	87—JOHNSON, Mark
1984-85 (NHL)	31—TURGEON, Sylvain	57—FRANCIS, Ron	81—FRANCIS, Ron
1985-86 (NHL)	45—TURGEON, Sylvain	55—BABYCH, Dave	79—TURGEON, Sylvain
1986-87 (NHL)	40—DINEEN, Kevin	63—FRANCIS, Ron	93—FRANCIS, Ron
1987-88 (NHL)	27—WILSON, Carey	50—FRANCIS, Ron	75—FRANCIS, Ron
1988-89 (NHL)	45—DINEEN, Kevin	48—FRANCIS, Ron	89—DINEEN, Kevin
1989-90 (NHL)	44—VERBEEK, Pat	69—FRANCIS, Ron	101—FRANCIS, Ron
1990-91 (NHL)	43—VERBEEK, Pat	71—CULLEN, John (63 with Pit.)	110—CULLEN, John (94 with Pit.)
1991-92 (NHL)	27—CRAVEN, Murray (3 with Phi.)	51—CULLEN, John	77—CULLEN, John
1992-93 (NHL)	46—SANDERSON, Geoff	65—CASSELS, Andrew	89—SANDERSON, Geoff
1993-94 (NHL)	41—SANDERSON, Geoff	42—CASSELS, Andrew	75—VERBEEK, Pat
1994-95 (NHL)	18—SANDERSON, Geoff	30—CASSELS, Andrew	37—CASSELS, Andrew
1995-96 (NHL)	44—SHANAHAN, Brendan	47—BROWN, Jeff (16 with Van.)	78—SHANAHAN, Brendan
1996-97 (NHL)	36—SANDERSON, Geoff	44—CASSELS, Andrew	67—SANDERSON, Geoff
1997-98 (NHL)	26—KAPANEN/PRIMEAU	37—KAPANEN/PRIMEAU	63—KAPANEN/PRIMEAU
1998-99 (NHL)	30—PRIMEAU, Keith	35—KAPANEN, Sami	62—PRIMEAU, Keith
1999-00 (NHL)	25—O'NEILL, Jeff	50—FRANCIS, Ron	73—FRANCIS, Ron
2000-01 (NHL)	41—O'NEILL, Jeff	50—FRANCIS, Ron	67—O'NEILL, Jeff
2001-02 (NHL)	31—O'NEILL, Jeff	50—FRANCIS, Ron	77—FRANCIS, Ron
2002-03 (NHL)	30—O'NEILL, Jeff	35—FRANCIS, Ron	61—O'NEILL, Jeff
2003-04 (NHL)	19—VASICEK, Josef	**33—WILLIAMS, Justin (20 with Phi.)**	45—VASICEK, Josef
2005-06 (NHL)	45—STAAL, Eric	55—STAAL, Eric/STILLMAN	100—STAAL, Eric
2006-07 (NHL)	**33—WILLIAMS, Justin**	56—BRIND'AMOUR, Rod	83—WHITNEY, Ray
2007-08 (NHL)	38—STAAL, Eric	44—STAAL, Eric	82—STAAL, Eric
2008-09 (NHL)	40—STAAL, Eric	53—WHITNEY, Ray	77—WHITNEY, Ray
2009-10 (NHL)	30—JOKINEN, Jussi	41—STAAL, Eric	70—STAAL, Eric
2010-11 (NHL)	33—STAAL, Eric	43—STAAL, Eric	76—STAAL, Eric
2011-12 (NHL)	24—STAAL, Eric	46—STAAL, Eric	70—STAAL, Eric
2012-13 (NHL)	23—TLUSTY, Jiri	35—STAAL, Eric	53—STAAL, Eric
2013-14 (NHL)	33—SKINNER, Jeff	40—STAAL, Eric	61—STAAL, Eric
2014-15 (NHL)	23—STAAL, Eric	**34—FAULK, Justin**	54—STAAL, Eric
2015-16 (NHL)	28—SKINNER, Jeff	**28—**LINDHOLM, Elias/ **STAAL, Jordan**	51—SKINNER, Jeff
2016-17 (NHL)	37—SKINNER, Jeff	34—LINDHOLM, Elias	63—SKINNER, Jeff
2017-18 (NHL)	**29—AHO, Sebastian**	**41—TERAVAINEN, Tuevo**	**65—AHO, Sebastian**

SEASON	GAME WINNING GOALS	POWER PLAY GOALS	SHORTHANDED GOALS
1972-73 (WHA)	7—CAFFERY, Terry	12—WEBSTER, Tom	4—EARL, Tom
1973-74 (WHA)	9—WEBSTER, Tom	9—BLACKBURN, Don	2—CHARLEBOIS, Bob
1974-75 (WHA)	9—WEBSTER, Tom	7—BLACKBURN/ WEBSTER	2—SWAIN, Garry
1975-76 (WHA)	11—WEBSTER, Tom	12—PLEAU, Larry	6—EARL, Tom
1976-77 (WHA)	6—ANTONOVICH, Mike	12—LYLE, George	3—McKENZIE, John
1977-78 (WHA)	8—HOWE, Gordie	16—HOWE, Gordie	5—KEON, Dave
1978-79 (WHA)	6—LACROIX, Andre	13—HOWE, Mark	6—HOWE, Mark
1979-80 (NHL)	9—STOUGHTON, Blaine	16—STOUGHTON, Blaine	2—ROGERS/STOUGHTON/ HOWE, Mark
1980-81 (NHL)	6—STOUGHTON, Blaine	10—ROGERS/ STOUGHTON	4—ROGERS, Mike
1981-82 (NHL)	4—STOUGHTON/SULLIMAN	14—LAROUCHE, Pierre	1—Six Players
1982-83 (NHL)	8—STOUGHTON, Blaine	10—STOUGHTON, Blaine	3—JOHNSON, Mark
1983-84 (NHL)	5—FRANCIS/ NEUFELD	18—TURGEON, Sylvain	2—QUENNEVILLE, Joel
1984-85 (NHL)	4—MALONE, Greg	12—NEUFELD, Ray	4—DINEEN, Kevin
1985-86 (NHL)	8—DINEEN, Kevin	14—FERRARO, Ray	3—Four Players
1986-87 (NHL)	7—FRANCIS/DINEEN	14—FERRARO, Ray	3—TIPPETT, Dave
1987-88 (NHL)	8—WILSON, Carey	13—TURGEON, Sylvain	3—GAVIN, Stewart
1988-89 (NHL)	7—FERRARO, Ray	20—DINEEN, Kevin	2—TIPPETT, Dave
1989-90 (NHL)	5—FRANCIS/ VERBEEK/YOUNG	15—FRANCIS, Ron	2—Four Players
1990-91 (NHL)	5—VERBEEK, Pat	15—VERBEEK, Pat	1—Five Players
1991-92 (NHL)	4—CRAVEN, Murray	13—BROWN, Rob	4—CRAVEN, Murray
1992-93 (NHL)	6—VERBEEK, Pat	21—SANDERSON, Geoff	3—CASSELS, Andrew
1993-94 (NHL)	6—SANDERSON, Geoff	15—VERBEEK/SANDERSON	1—Seven Players (Paul Ranheim had 2, both with CHI)
1994-95 (NHL)	4—SANDERSON, Geoff	4—SANDERSON/RICE/CARSON	1—TURCOTTE/ KRON/NIKOLISHIN
1995-96 (NHL)	7—SANDERSON, Geoff	17—SHANAHAN, Brendan	2—SHANAHAN/SANDERSON
1996-97 (NHL)	4—KRON/DINEEN/SANDERSON	12—SANDERSON, Geoff	3—PRIMEAU/ RANHEIM
1997-98 (NHL)	5—KAPANEN, Sami	7—PRIMEAU/O'NEILL	3—PRIMEAU, Keith
1998-99 (NHL)	7—KAPANEN, Sami	9—PRIMEAU, Keith	2—RANHEIM, Paul
1999-00 (NHL)	7—O'NEILL, Jeff	12—ROBERTS, Gary	1—KRON/BRIND'AMOUR/WESTLUND
2000-01 (NHL)	6—WILLIS, Shane	17—O'NEILL, Jeff	2—OZOLINSH/DIMAIO
2001-02 (NHL)	6—O'NEILL, Jeff	14—FRANCIS, Ron	2—BRIND'AMOUR, Rod
2002-03 (NHL)	7—O'NEILL, Jeff	11—O'NEILL, Jeff	2—COLE, Erik
2003-04 (NHL)	5—VASICEK, Josef	7—O'NEILL, Jeff	5—ADAMS, Kevyn
2005-06 (NHL)	8—COLE, Erik	19—BRIND'AMOUR/STAAL, Eric	**4—**STAAL, Eric/**WILLIAMS, Justin**
2006-07 (NHL)	**8—WILLIAMS, Justin**	**12**—STAAL, Eric/**WILLIAMS, Justin**	2—Four players
2007-08 (NHL)	7—STAAL, Eric	14—STAAL, Eric	2—WALKER, Scott
2008-09 (NHL)	8—STAAL, Eric	14—STAAL, Eric	2—CULLEN/LaROSE
2009-10 (NHL)	6—JOKINEN, Jussi	13—STAAL, Eric	2—KOSTOPOULOS, Tom
2010-11 (NHL)	9—COLE, Erik	12—STAAL, Eric	3—STAAL, Eric
2011-12 (NHL)	5—LaROSE, Chad/SKINNER, Jeff	7—STAAL, Eric	3—STAAL, Eric/SUTTER, Brandon
2012-13 (NHL)	4—STAAL, Eric	5—SKINNER, Jeff	**1—**DWYER/**FAULK**/STAAL, Eric
2013-14 (NHL)	6—SKINNER, Jeff	11—SKINNER, Jeff	2—Four players
2014-15 (NHL)	**4**—STAAL/**FAULK**/LINDHOLM	**7—**STAAL, Eric/**FAULK, Justin**	**2—FAULK, Justin**
2015-16 (NHL)	7—SKINNER, Jeff	**12—FAULK, Justin**	1—LILES/ McCLEMENT/NORDSTROM
2016-17 (NHL)	**4—**SKINNER, Jeff/**AHO, Sebastian**	7—SKINNER, Jeff	2—STALBERG, Viktor
2017-18 (NHL)	**4—AHO, Sebastian**/LINDHOLM, Elias	**8—AHO, Sebastian**	**2—STAAL, Jordan**

LEADERS BY SEASON

SEASON	GOALS-AGAINST AVERAGE	SHUTOUTS	PENALTY MINUTES
1972-73 (WHA)	3.18—SMITH, Al	3—SMITH, Al	114—SELWOOD, Brad
1973-74 (WHA)	3.08—SMITH, Al	2—SMITH, Al	148—LEY, Rick
1974-75 (WHA)	3.47—SMITH, Al	2—SMITH, Al	144—FOTIU, Nick
1975-76 (WHA)	3.42—ABRAHAMSSON, Christer	2—ABRAHAMSSON, Christer	205—BUSNIUK, Ron
1976-77 (WHA)	3.12—RAEDER, Cap	2—RAEDER, Cap	215—BUTTERS, Bill
1977-78 (WHA)	3.22—SMITH, Al	3—LEVASSEUR, Louis	192—CARLSON, Jack
1978-79 (WHA)	3.31—SMITH, Al	2—GARRETT, John	148—HANGSLEBEN, Alan
1979-80 (NHL)	3.66—SMITH, Al	2—SMITH, Al	107—FOTIU, Nick
1980-81 (NHL)	4.48—VEISOR, Mike	1—VEISOR, Mike	190—ROWE, Tom
1981-82 (NHL)	4.21—GARRETT, John	NONE	242—HOWATT, Garry
1982-83 (NHL)	4.83—MILLEN, Greg	1—MILLEN/VEISOR	216—ADAMS, Greg
1983-84 (NHL)	3.71—MILLEN, Greg	2—MILLEN, Greg	198—ROBERTSON, Torrie
1984-85 (NHL)	3.58—LIUT, Mike	2—WEEKS, Steve	337—ROBERTSON, Torrie
1985-86 (NHL)	3.61—LIUT, Mike	2—LIUT, Mike	358—ROBERTSON, Torrie
1986-87 (NHL)	3.23—LIUT, Mike	4—LIUT, Mike	202—MacDERMID, Paul
1987-88 (NHL)	3.18—LIUT, Mike	2—LIUT, Mike	291—ROBERTSON, Torrie
1988-89 (NHL)	3.03—SIDORKIEWICZ, Peter	4—SIDORKIEWICZ, Peter	181—SAMUELSSON, Ulf
1989-90 (NHL)	2.64—LIUT, Mike	3—LIUT, Mike	228—VERBEEK, Pat
1990-91 (NHL)	3.15—REAUGH, Daryl	1—REAUGH/SIDORKIEWICZ	246—VERBEEK, Pat
1991-92 (NHL)	3.34—SIDORKIEWICZ, Peter	3—WHITMORE, Kay	243—VERBEEK, Pat
1992-93 (NHL)	3.94—GOSSELIN, Mario	NONE	325—KYPREOS, Nick
1993-94 (NHL)	2.99—BURKE, Sean	2—BURKE, Sean	246—POTVIN, Marc
1994-95 (NHL)	2.68—BURKE, Sean	NONE	141—CHASE, Kelly
1995-96 (NHL)	3.11—BURKE, Sean	4—BURKE, Sean	254—DANIELS, Scott
1996-97 (NHL)	2.69—BURKE, Sean	4—BURKE, Sean	218—GRIMSON, Stu
1997-98 (NHL)	2.17—KIDD, Trevor	3—KIDD, Trevor	204—GRIMSON, Stu
1998-99 (NHL)	2.22—IRBE, Arturs	6—IRBE, Arturs	178—ROBERTS, Gary
1999-00 (NHL)	2.42—IRBE, Arturs	5—IRBE, Arturs	90—PRATT, Nolan
2000-01 (NHL)	2.45—IRBE, Arturs	6—IRBE, Arturs	159—KARPA, Dave
2001-02 (NHL)	2.54—IRBE, Arturs	3—IRBE, Arturs	106—LANGDON, Darren
2002-03 (NHL)	2.55—WEEKES, Kevin	5—WEEKES, Kevin	141—HILL, Sean
2003-04 (NHL)	2.41—WEEKES, Kevin	6—WEEKES, Kevin	127—BOULERICE, Jesse
2005-06 (NHL)	2.78—GERBER, Martin	3—GERBER, Martin	138—COMMODORE, Mike
2006-07 (NHL)	2.85—GRAHAME, John	2—WARD, Cam	113—COMMODORE, Mike
2007-08 (NHL)	2.75—WARD, Cam	4—WARD, Cam	115—WALKER, Scott
2008-09 (NHL)	2.44—WARD, Cam	6—WARD, Cam	79—RUUTU, Tuomo
2009-10 (NHL)	2.69—WARD, Cam	1—LEGACE, Manny	106—KOSTOPOULOS, Tom
2010-11 (NHL)	2.56—WARD, Cam	4—WARD, Cam	85—GLEASON, Tim
2011-12 (NHL)	2.48—PETERS, Justin	5—WARD, Cam	76—ALLEN, Bryan
2012-13 (NHL)	2.84—WARD, Cam	1—ELLIS/PETERS	54—STAAL, Eric
2013-14 (NHL)	2.30—KHUDOBIN, Anton	1—KHUDOBIN/PETERS	74—STAAL, Eric
2014-15 (NHL)	2.40—WARD, Cam	1—KHUDOBIN/WARD	74—MALONE, Brad
2015-16 (NHL)	2.41—WARD, Cam	2—LACK, Eddie	75—MALONE, Brad
2016-17 (NHL)	2.64—LACK, Eddie	2—WARD, Cam	**38—STAAL, Jordan**
2017-18 (NHL)	2.73—WARD, Cam	2—WARD, Cam	**56—WILLIAMS, Justin**

STREAKS / SUPERLATIVES / HOME / AWAY

LONGEST UNBEATEN STREAKS

OVERALL

Jan. 20-Feb. 10, 1982	10	6-0-4
March 18-April 7, 2009	9	9-0-0
Dec. 31-Jan. 19, 2006	9	9-0-0
Oct. 22-Nov. 11, 2005	9	9-0-0
Dec. 31-Jan. 18, 2001	9	7-0-2
March 9-29, 1985	9	7-0-2
March 15-April 1, 1986	8	6-0-2
Feb. 5-March 4, 2010	7	7-0-0
Oct. 17-Nov. 4, 1987	7	5-0-2

AT HOME

Feb. 20-April 7, 2009	12	12-0-0
Dec. 31-Jan. 28, 2006	9	9-0-0
Dec. 15-Jan. 18, 2001	9	8-0-1
Jan. 24-March 11, 2010	8	8-0-0
Jan. 23-March 21, 2002	8	1-0-7
Nov. 12-Dec. 13, 2016	7	7-0-0
March 15-April 5, 1986	7	5-0-2

ON ROAD

Nov. 11-Dec. 5, 1996	8	4-0-4
Jan. 23-Feb. 10, 1982	6	3-0-3
Nov. 30-Dec. 26, 1989	6	5-0-1
Nov. 10-Dec. 7, 1990	6	6-0-0

LONGEST WIN STREAKS

OVERALL

March 18-April 7, 2009	9
Dec. 31-Jan. 19, 2006	9
Oct. 22-Nov. 11, 2005	9

AT HOME

Feb. 20-April 7, 2009	12

ON ROAD

Nov. 10-Dec. 7, 1990	6

MONTHLY SUPERLATIVES

	BEST RECORD		WORST RECORD		
	W-L-T/OT-OTL	PTS		W-L-T-OTL	PTS
OCTOBER					
2005-06	8-2-1	17	1982-83	2-6-2	6
2007-08	7-3-3	17	2016-17	2-4-2	6
2001-02	6-5-0-2	14	1992-93	3-8-0	6
			2014-15	0-6-2	2
NOVEMBER					
2006-07	9-5-1	19	2009-10	3-10-2	8
2002-03	6-3-3-2	17	1980-81	3-8-2	8
2005-06	8-5-0	16	1982-83	3-8-1	7
1986-87	7-3-2	16	1992-93	3-8-1	7
2016-17	7-5-2	16	1984-85	2-7-2	6
2001-02	6-6-4-0	16			
DECEMBER					
2001-02	8-2-1-3	20	1999-00	3-8-1	7
2005-06	8-3-3	19	1991-92	3-8-1	7
1986-87	8-5-3	19	1995-96	2-10-3	7
2017-18	8-5-2	18	2014-15	3-10-1	7
			1979-80	1-8-3	5
JANUARY					
2005-06	13-1-0	26	2002-03	2-10-1-2	7
2013-14	10-4-0	20	1996-97	3-10-1	7
2009-10	9-5-0	18	1980-81	2-10-3	7
2010-11	8-4-2	18	1982-83	3-10-1	7
2000-01	8-4-2-0	18	1992-93	3-11-1	7
1995-96	8-4-1	17	1991-92	1-7-3	5
1987-88	8-6-1	17	1994-95	1-2-2	4
2015-16	7-3-3	17	2012-13	2-3-0	4
FEBRUARY					
2012-13	8-5-1	17	2002-03	1-6-3-1	6
1979-80	7-5-2	16	1992-93	3-7-0	6
2011-12	6-1-4	16	1982-83	3-10-0	6
1983-84	7-5-1	15	1985-86	2-10-1	5
1986-87	7-4-0	15	2001-02	2-3-1	5
2007-08	7-5-1	15	2005-06	2-3-0	4
2014-15	7-4-1	15	2013-14	1-4-0	2
MARCH					
2016-17	10-2-5	25	2002-03	4-9-2-0	10
2008-09	10-1-2	22	1990-91	3-8-4	10
1985-86	9-3-2	20	1993-94	4-10-1	9
2009-10	9-5-2	20	1980-81	3-9-2	8
2005-06	9-5-2	20	1982-83	3-10-1	7
1989-90	9-5-2	20			
APRIL					
1994-95	6-8-0	12	2017-18	1-2-0	2
			2007-08	1-2-0	2
			2015-16	1-3-0	2
			2003-04	0-1-1-0	1
			2002-03	0-3-0-0	0

BEST ALL-TIME HOME STANDS

(Unbeaten records do not include games lost in overtime or a shootout)

THREE-GAME STANDS

Team was unbeaten in the following:

3-0-0	Jan. 21-24, 1988
	March 21-25, 1990
	Oct. 7-14, 1995
	March 13-18, 1996
	March 18-23, 2001
	Oct. 24-28, 2005
	Jan. 10-Jan. 15, 2006
	March 18-21, 2009
	Feb. 9-13, 2010
	Dec. 23-29, 2017
2-0-1	Nov. 21-25, 1979
	Jan. 27-31, 1982
	March 6-10, 1982
	March 27-April 2, 1983
	Oct. 24-31, 1987
	Dec. 29-Jan. 4, 1991-92
	Nov. 29-Dec. 4, 1998
	Nov. 2-6, 2001

FOUR-GAME STANDS

Team was unbeaten in the following:

4-0-0	March 17-24, 1985
4-0-0	Jan. 8-14, 2017
3-0-1	Oct. 18-25, 1980

FIVE-GAME STANDS

Team was unbeaten in the following:

5-0-0	Dec. 13-Dec. 23, 2005
4-0-1	Dec. 31-Jan. 9, 2000-01
3-0-2	March 22-April 1, 1986

SIX-GAME STANDS

Team was unbeaten in the following:

5-0-1	Feb. 25-March 7, 1987

SEVEN-GAME STANDS

Team had two seven-game home stands:

4-2-1	Feb. 21-March 7, 1997
4-3-0-0	Dec. 27-Jan. 8, 2003-04

EIGHT-GAME STANDS

Team's only eight-game home stand:

5-2-1	Jan. 30-Feb. 13, 2018

NINE-GAME STANDS

Team earned points in each game of its lone nine-game home stand:

4-0-3-2	Oct. 30-Nov. 19, 2002

BEST ALL-TIME ROAD TRIPS

(Unbeaten records do not include games lost in overtime or a shootout)

THREE-GAME TRIPS

Team earned at least one point in each game of the following:

2-0-1	Feb. 1-5, 1984
	Dec. 18-21, 1987
	Nov. 12-16, 1996
	April 1-4, 2001
	Dec. 26-31, 2001
	March 29-April 1, 2010
1-0-2	Feb. 8-13, 2012

FOUR-GAME TRIPS

Team was unbeaten in the following:

2-0-2	Feb. 2-10, 1982
	Nov. 29-Dec. 5, 1996
1-0-3-0	Oct. 18-25, 2003

Team earned at least one point in each game of the following:

3-0-1	March 19-25, 2017
2-0-1-1	Feb. 23-29, 2004

FIVE-GAME TRIPS

Team's best records:

4-1-0	Feb. 28-March 8, 1998
3-0-0-2	March 13-20, 2004
3-1-1	Dec. 4-16, 2010
3-2-0	Jan. 24-Feb. 1, 1987
	Jan. 11-19, 1988
2-1-2	March 4-11, 2006
2-1-1-1	Feb. 1-14, 2001

SIX-GAME TRIPS

Team's only six-game road trips:

5-1-0	Jan. 30-Feb. 11, 1996
4-1-1	Feb. 2-Feb. 12, 2013
3-1-2	Oct. 6-22, 2007
	Oct. 17-30, 2008
3-2-1	Feb. 1-12, 1994
	Nov. 29-Dec. 10, 2005
2-2-2	Dec. 5-15, 2017
2-4-0	Jan. 25-Feb 8, 1997

SEVEN-GAME TRIP

Team's only seven-game road trip:

3-3-1	Oct. 7-21, 2006

EIGHT-GAME TRIP

Team's only eight-game road trip:

5-3-0	Feb. 7-March 7, 2002

BEST COMEBACKS

MARCH 19, 1980 *(AT HARTFORD)* — Hartford trailed Montreal in the third period 5-1, but came back with four goals to tie the game. Blaine Stoughton tied the game at 19:48 of the third period.

FEBRUARY 15, 1981 *(AT HARTFORD)* — The Whalers trailed Chicago 4-1 at the 14-minute mark of the second period, but came back to gain a 4-4 tie. Pat Boutette scored the tying goal at 2:20 of the third period.

NOVEMBER 20, 1982 *(AT HARTFORD)* — Hartford trailed Calgary 3-0 after the first period, but eventually gained a 4-4 tie when Pierre Larouche scored with just 36 seconds to play in the third period.

FEBRUARY 1, 1984 (AT DETROIT) — Hartford trailed Detroit 6-3 with 10 minutes left in the game, but came back to get a 6-6 tie on goals by Ray Neufeld, Risto Siltanen and then Ron Francis with just 2:03 to play.

OCTOBER 10, 1985 (AT BUFFALO) — Buffalo jumped off to a quick 3-0 lead in the season opener, but the Whalers battled back and eventually posted a 5-4 victory on Bobby Crawford's goal at 18:49 of the third period.

NOVEMBER 9, 1985 (AT QUEBEC) — Hartford trailed Quebec 3-0 after two periods but came back with four goals in the third period to win it 4-3. Joel Quenneville scored the winner for Hartford at 15:24 of the final period.

DECEMBER 13, 1985 (AT BUFFALO) — Hartford trailed Buffalo 4-1 in the second period but eventually posted a 5-4 victory. Paul Lawless, who had three goals in the game, scored the game-winner at 19:18 of the third period.

OCTOBER 11, 1986 (AT HARTFORD) — Hartford trailed Calgary 5-2 in the third period of the season opener, but scored four straight goals in the final 13:28 of play to post a 6-5 victory. Joel Quenneville scored the dramatic game-winner at 19:40 with the Whalers shorthanded.

NOVEMBER 16, 1987 (AT MONTREAL) — Hartford trailed Montreal 3-0 midway through the game, but goals by Mike Millar, Brent Peterson and Stewart Gavin (Gavin's with 37 seconds left in regulation time) gave Hartford a 3-3 tie.

DECEMBER 8, 1988 *(AT HARTFORD)* — Hartford trailed the New York Rangers 4-1 at 15:24 of the second period. Ron Francis tallied a late goal in that stanza to reduce the deficit to 4-2, and then the Whalers registered three goals in a span of 9:42 of the third period to win it. Tom Martin scored the game-winner at 14:44.

JANUARY 19, 1989 *(AT HARTFORD)* — Montreal built up a 4-0 lead by the 13:01 mark of the second period. Dave Tippett scored late in the second stanza to make it 4-1, and the Whalers registered four goals in a 5:43 span of the third period to take the lead, with Jody Hull getting the eventual game-winner. Kevin Dineen scored into an empty net to clinch the 6-4 win.

NOVEMBER 23, 1990 *(AT BOSTON)* — Hartford trailed Boston 3-0 after two periods but took advantage of two major penalties by the Bruins to score four power-play goals to beat the Bruins 4-3. Pat Verbeek had two goals and two assists to pace the victory.

DECEMBER 13, 1991 *(AT BUFFALO)* — Hartford trailed Buffalo 3-0 after the first period but scored five unanswered second period goals, two by Zarley Zalapski, en route to an 8-4 win. It was Friday the 13th.

FEBRUARY 9, 1992 *(AT HARTFORD)* — Down 4-1 in the third period, Hartford scored three goals in a span of 3:25 to tie the Minnesota North Stars 4-4. Jim McKenzie scored two goals, Steve Konroyd the other. Zarley Zalapski had three assists.

FEBRUARY 27, 1993 *(AT QUEBEC)* — Down 3-0 after the first 8:19 of the game, Hartford scored five unanswered goals in a 5-3 win.

APRIL 10, 1994 *(AT TAMPA BAY)* — Down 3-0 after the first 3:58 of the game, Hartford scored three times in 4:58 to tie the score after the first period. They went on to win 6-4.

MARCH 14, 1995 *(AT NY ISLANDERS)* — Down 3-0 before scoring at 7:50 of the second period, Hartford scored five straight goals to take a 5-3 lead by 2:41 of the third period. They went on to win 6-4.

NOVEMBER 23, 1997 *(AT CALGARY)* — Calgary jumped out to a 3-0 lead in the second period before Carolina responded with a goal with one minute remaining in the period and two scores in the third to end up with a 3-3 tie. Nelson Emerson scored the game-tying goal with 5:24 left in the third period.

NOVEMBER 5, 1998 *(AT NY ISLANDERS)* — After allowing three goals in the first 11:59 of the game, Carolina scored in the first and second periods to close the gap to 3-2 entering the third period. Carolina tallied three goals (Jeff O'Neill, Martin Gelinas and Kent Manderville) in a 3:20 span early in the third period for a 6-3 victory.

MARCH 15, 1999 *(AT PHOENIX)* — Carolina surrendered two goals to Phoenix in the first 1:12 of the game and trailed 3-1 after the first period. After trading goals in the second period, Carolina was in a 5-2 hole with 11:51 remaining. Ron Francis and Jeff O'Neill tallied goals in a 5:57 span to close the deficit to one. Martin Gelinas notched the game-tying goal with 1:34 remaining in the third period to tie the game 5-5.

JANUARY 7, 2000 *(AT CAROLINA)* — After trailing 4-0 to Anaheim midway through the second period, Andrei Kovalenko scored at the 17:34 mark of the second period. Jeff O'Neill scored twice and Glen Wesley added another in the third period to tie the score at 4-4.

***MAY 9, 2002** *(AT MONTREAL)* — In Game 4 of the Eastern Conference Semifinals, Carolina trailed Montreal 3-0 heading into the third period. Sean Hill scored a power play goal at 3:57 of the third period and Bates Battaglia cut the lead to one at 12:43. Erik Cole tied the game with 41 seconds left in regulation with Carolina skating with an extra attacker. Then, defenseman Niclas Wallin won it with a shot from the right point at 3:14 of the overtime period to give Carolina the momentum and propel the Hurricanes to the series victory in six games.

***JUNE 5, 2006** *(AT CAROLINA)* — In Game 1 of the Stanley Cup Finals, Carolina trailed Edmonton 3-0 before Rod Brind'Amour put the Hurricanes on the board with 2:43 remaining in the second period. Ray Whitney opened the third period with an even-strength goal at the 1:40 mark and added a power-play goal at 5:09 to even the score 3-3. Justin Williams gave Carolina a 4-3 lead at the 10:02 mark before Edmonton's Ales Hemsky tied it 4-4 with 6:29 remaining in regulation. Brind'Amour iced the game with 32 seconds remaining in regulation to give Carolina its first Stanley Cup Finals victory en route to a 4-3 series triumph and the franchise's first championship.

JANUARY 11, 2007 *(AT CAROLINA)* — Trailing 3-0 after two periods, Chad LaRose broke up Alex Auld's shutout bid 1:40 into the third frame. Subsequently, Erik Cole (3:06), Scott Walker (8:02), Cory Stillman (9:35) and Craig Adams (10:02) combined for four more goals in the 9:22 following LaRose's tally to give Carolina a 5-3 lead. Olli Jokinen made the game 5-4 with 56 seconds remaining in regulation, but former Panthers winger Ray Whitney iced the 6-4 win for Carolina with just 13 seconds to play.

APRIL 7, 2007 *(AT CAROLINA)* — In the final game of the season, Carolina trailed Florida 4-1, 12:14 into the second period with David Tanabe's goal at 5:46 of the second the lone high point for the home team. Then, 5:31 into the third period, Tanabe again scored to bring the Hurricanes to within two goals. At the 12:13 mark of the third, Erik Cole scored to make it 4-3, followed by Eric Staal who tied the game with just 4:23 remaining in regulation. John Grahame stopped Bryan Allen's penalty shot 2:37 into overtime, and Rod Brind'Amour sent the Hurricanes into the offseason with a win when he beat netminder Craig Anderson with 24 seconds left in the extra frame.

OCTOBER 11, 2008 *(AT TAMPA BAY)* — In just the second game of the regular season, Carolina trailed 3-0 late in the second period. Rod Brind'Amour got the Hurricanes' rally started with less than one minute remaining in the second frame, and Matt Cullen used a power-play goal 1:56 into the third to cut the Lightning lead to one. Eric Staal tied the game 3-3 with 10:04 remaining in regulation. The Hurricanes peppered goaltender Mike Smith with five shots in the overtime period, the last coming when Staal notched his second of the game with 24 seconds remaining. It marked just the third regular-seaspm three-goal comeback for Carolina since the team's relocation in 1997.

***APRIL 28, 2009** *(AT NEW JERSEY)* — THE SHOCK AT THE ROCK: Carolina trailed New Jersey 3-2 with 1:20 remaining in Game 7 of the Eastern Conference Quarterfinals at the Prudential Center when Jussi Jokinen one-timed a pass from Joni Pitkanen to tie the game. Eric Staal then notched the game-winner when he fired a shot under Martin Brodeur's right shoulder with 32 seconds remaining. Staal's goal marked the latest game-winning goal in the third period of a Game 7 in Stanley Cup playoffs history, and Jokinen's and Staal's goals in the final 1:20 also marked the latest in a Game 7 that a team trailed in regulation and came back to win.

DECEMBER 31, 2013 *(AT CAROLINA)* — Down 3-0 through two periods, the Hurricanes appeared to be en route to a disappointing end to 2013. But, after the teams started the third period 4-on-4, Canadiens defenseman Andrei Markov took a penalty just 11 seconds into the frame that led to Jeff Skinner's 4-on-3 power-play goal at 1:38. Skinner struck again 37 seconds later during the ensuing 5-on-4 before Eric Staal tied the game 3-3 at 4:07. Manny Malhotra's goal at 8:16 gave the Hurricanes a short-lived lead that P.K. Subban nullified two minutes later. The score remained 4-4 until Carolina's Alexander Semin beat Carey Price at 3:27 of overtime to seal the win. The dramatic victory propelled the Hurricanes into their 14-game January schedule that saw the team post 10 wins in a month for just the third time in its history.

* Playoff game

1979-80 THROUGH 2017-18

(Minimum 70-Game Season For "Fewest" Records; OTLs do not count as losses)

		—OVERALL—		—AT HOME—		—ON ROAD—	
POINTS:	**MOST**	**112**	**(2005-06)**	**64**	**(2005-06)**	**48**	**(2001-02, 2005-06)**
	FEWEST	*45*	*(1982-83)*	*29*	*(1992-93)*	*14*	*(1982-83)*
WINS:	**MOST**	**52**	**(2005-06)**	**31**	**(2005-06)**	**21**	**(1989-90, 2005-06)**
	FEWEST	*19*	*(1982-83)*	*12*	*(1992-93, 2002-03)*	*5*	*(1979-80)*
LOSSES:	**MOST**	**54**	**(1982-83)**	**25**	**(1992-93)**	**32**	**(1982-83)**
	FEWEST	*22*	*(2005-06)*	*8*	*(2005-06)*	*13*	*(2001-02)*
TIES:	**MOST**	**19**	**(1979-80)**	**11**	**(2001-02)**	**13**	**(1979-80)**
	FEWEST	*4*	*(1985-86)*	*2*	*(1985-86, 1988-89)*	*1*	*(1992-93, 1997-98)*
GOALS SCORED:	**MOST**	**332**	**(1985-86)**	**181**	**(1985-86)**	**151**	**(1985-86)**
	FEWEST	*171*	*(2002-03)*	*84*	*(2002-03)*	*83*	*(2000-01)*
GOALS ALLOWED:	**MOST**	**403**	**(1982-83)**	**176**	**(1992-93)**	**234**	**(1982-83)**
	FEWEST	*202*	*(1998-99)*	*96*	*(1998-99)*	*106*	*(1998-99)*
SHUTOUTS:	**MOST**	**8**	**(1998-99)**	**5**	**(1998-99, 2011-12)**	**3**	**(1984-85, 1989-90, 1997-98, 1998-99, 1999-00, 2003-04, 2005-06, 2007-08 2008-09, 2010-11)**
	FEWEST	*0*	*(1981-82, 1992-93)*	*0*	*(1981-82, 1982-83, 1992-93)*	*0*	*(1979-80, 1980-81, 1992-93, 1996-97, 2014-15)*
TIMES SHUTOUT:	**MOST**	**8**	**(1995-96, 2006-07, 2014-15)**	**6**	**(2002-03)**	**7**	**(1995-96)**
	FEWEST	*1*	*(1982-83, 1988-89 2008-09)*	*0*	*(1979-80, 1980-81, 1986-87, 1988-89, 1990-91, 1998-99)*	*0*	*(2008-09)*
SHOTS TAKEN:	**MOST**	**2780**	**(2017-18)**	**1447**	**(2017-18)**	**1334**	**(2008-09)**
	FEWEST	*2142*	*(1998-99)*	*1081*	*(1998-99)*	*1046*	*(1979-80)*
SHOTS AGAINST:	**MOST**	**2871**	**(1982-83)**	**1373**	**(1982-83)**	**1501**	**(1992-93)**
	FEWEST	*2131*	*(1989-90)*	*963*	*(1989-90)*	*1069*	*(2000-01)*
PP CHANCES:	**MOST**	**531**	**(2005-06)**	**281**	**(2005-06)**	**250**	**(2005-06)**
	FEWEST	*217*	*(1979-80)*	*115*	*(2015-16)*	*99*	*(1979-80)*
PP GOALS:	**MOST**	**95**	**(2005-06)**	**48**	**(1989-90, 2005-06, 2007-08)**	**47**	**(2005-06)**
	FEWEST	*40*	*(2015-16)*	*18*	*(2016-17)*	*14*	*(1979-80)*
OPP. PP GOALS:	**MOST**	**107**	**(1992-93)**	**47**	**(1992-93)**	**60**	**(1992-93)**
	FEWEST	*29*	*(2014-15)*	*12*	*(1999-00, 2015-16)*	*13*	*(2014-15)*
SH SITUATIONS:	**MOST**	**493**	**(1992-93)**	**238**	**(2005-06)**	**260**	**(1992-93)**
	FEWEST	*190*	*(2014-15)*	*90*	*(2014-15)*	*96*	*(2017-18)*
SH GOALS:	**MOST**	**17**	**(2005-06)**	**8**	**(1985-86)**	**11**	**(2005-06)**
	FEWEST	*2*	*(2014-15)*	*1*	*(1988-89, 2014-15, 2017-18)*	*0*	*(1979-80)*
OPP. SH GOALS:	**MOST**	**18**	**(1988-89)**	**12**	**(1988-89)**	**9**	**(1980-81, 2000-01)**
	FEWEST	*1*	*(1979-80)*	*0*	*(1979-80, 2009-10)*	*1*	*(1979-80, 2010-11, 2011-12, 2016-17)*
PIMS:	**MOST**	**2354**	**(1992-93)**	**1213**	**(1989-90)**	**1353**	**(1992-93)**
	FEWEST	*476*	*(2016-17)*	*212*	*(2016-17)*	*251*	*(2017-18)*
OPPONENT PIMS:	**MOST**	**2244**	**(1992-93)**	**1017**	**(1989-90)**	**1258**	**(1987-88)**
	FEWEST	*544*	*(2016-17)*	*272*	*(2016-17)*	*263*	*(2017-18)*

SPECIAL TEAMS HISTORY

Year	Power Play GF – Opp.	Pct.	NHL Rank	Shorthanded GA – Opp.	Pct.	NHL Rank
1979-80	42 – 216	19.4%	15	64 – 249	74.3%	17
1980-81	60 – 318	18.9%	18	80 – 328	75.6%	14
1981-82	68 – 292	23.3%	10	78 – 283	72.4%	20
1982-83	51 – 264	19.3%	20	70 – 293	76.1%	12
1983-84	80 – 329	24.3%	5	68 – 301	77.4%	12
1984-85	73 – 321	22.7%	10	62 – 324	80.9%	4
1985-86	83 – 378	22.0%	11	72 – 376	80.9%	4
1986-87	73 – 352	20.7%	11	71 – 336	78.9%	12
1987-88	84 – 477	17.6%	17	67 – 426	84.3%	1
1988-89	87 – 418	20.8%	10	70 – 377	81.4%	7
1989-90	80 – 398	20.1%	13	74 – 401	81.5%	4
1990-91	73 – 403	18.1%	15	72 – 369	80.5%	11
1991-92	73 – 414	17.6%	15	86 – 396	78.3%	18
1992-93	78 – 444	17.6%	19	107 – 493	78.3%	19
1993-94	61 – 408	15.0%	23	88 – 416	78.8%	24
1994-95	30 – 174	17.2%	14	37 – 185	80.0%	22
1995-96	67 – 372	18.0%	13	83 – 429	80.7%	19
1996-97	58 – 321	18.1%	4	51 – 332	84.6%	10
1997-98	50 – 378	13.2%	18	58 – 391	85.2%	12
1998-99	42 – 382	11.0%	27	51 – 346	85.3%	12
1999-00	58 – 342	17.0%	9	40 – 253	84.2%	15
2000-01	72 – 382	18.8%	8	45 – 351	87.2%	2
2001-02	63 – 391	16.1%	12	54 – 332	83.7%	20
2002-03	58 – 420	13.8%	27	71 – 392	81.9%	22
2003-04	41 – 384	10.7%	30	66 – 359	81.6%	25
2005-06	95 – 531	17.9%	17	81 – 445	81.8%	19
2006-07	67 – 447	15.0%	25	61 – 395	84.6%	6
2007-08	79 – 420	18.8%	8	75 – 355	78.9%	26
2008-09	70 – 374	18.7%	18	59 – 301	80.4%	19
2009-10	56 – 332	16.9%	22	62 – 320	80.6%	19
2010-11	55 – 346	15.9%	24	51 – 272	81.2%	20
2011-12	49 – 294	16.7%	19	49 – 252	80.6%	22
2012-13	24 – 165	14.5%	27	36 – 161	77.6%	28
2013-14	41 – 281	14.6%	28	44 – 241	81.7%	17
2014-15	45 – 240	18.8%	13	29 – 190	84.7%	4
2015-16	40 – 238	16.8%	24	32 – 204	84.3%	6
2016-17	41 – 231	17.8%	21	32 – 202	84.2%	6
2017-18	44 – 239	18.4%	22	43 – 191	77.5%	24
TL:	**2,311 – 13,116**	**17.6%**		**2,307 – 12,063**	**80.9%**	

SEASON RECORDS

LONGEST WIN STREAK

	9	**OCT. 22 – NOV. 11, 2005; DEC. 31, 2005 – JAN. 19, 2006; MARCH 18 – APRIL 7, 2009**
AT HOME	12	FEB. 20 – APRIL 7, 2009
ON ROAD	6	NOV. 10 – DEC. 7, 1990

LONGEST UNBEATEN STREAK

	10	**JAN. 20 – FEB. 10, 1982 (6-0-4)**
AT HOME	12	FEB. 20 – APRIL 7, 2009
ON ROAD	8	NOV. 11 – DEC. 5, 1996 (4-0-4)

LONGEST WINLESS STREAK

	14	**JAN. 4 – FEB. 9, 1992 (0-8-6), OCT. 10 – NOV. 13, 2009 (0-10-4)**
AT HOME	13	JAN. 15 – MARCH 10, 1985 (0-11-2)
ON ROAD	15	NOV. 11, 1979 – JAN. 9, 1980 (0-11-4); JAN. 7, 2003 – MARCH 2, 2003 (0-11-2-2)

LONGEST LOSING STREAK

	9	**FEB. 19 – MARCH 8, 1983**
AT HOME	8	MARCH 14, 2013 – APRIL 9, 2013
ON ROAD	13	DEC. 18, 1982 – FEB. 5, 1983

MOST CONSECUTIVE TIES

	3	**MARCH 19 – 22, 1980 (ALL WERE 5-5 TIES)**
AT HOME	7	JAN. 23 – MARCH 18, 2002
ON ROAD	3	MARCH 9 – 22, 1980

MOST CONSECUTIVE NON-TIE GAMES

	39	**MARCH 16, 1985 – DEC. 14, 1985 (23W, 16L)**
AT HOME	44	MARCH 17, 1985 – MARCH 22, 1986 (25W, 19L)
ON ROAD	34	OCT. 26, 1997 – APRIL 19, 1998 (17W, 17L)

80-OR-MORE-POINT-MEN IN A SEASON

MOST	3	1979-80 (Mike Rogers 105, Blaine Stoughton 100, Mark Howe 80) 1992-93 (Geoff Sanderson 89, Andrew Cassels 86, Pat Verbeek 82)
FEWEST	0	1985-86, 1987-88, 1991-92, 1993-94, 1995-96, 1996-97, 1997-98, 1998-99, 1999-00, 2000-01, 2001-02, 2002-03, 2003-04, 2008-09, 2009-10, 2010-11, 2011-12, 2013-14, 2014-15, 2015-16, 2016-17, 2017-18

90-OR-MORE-POINT-MEN IN A SEASON

MOST	2	1979-80 (Mike Rogers 105, Blaine Stoughton 100)
FEWEST	0	1983-84, 1984-85, 1985-86, 1987-88, 1988-89, 1991-92, 1992-93, 1993-94, 1995-96, 1996-97, 1997-98, 1998-99, 1999-00, 2000-01, 2001-02, 2002-03, 2003-04, 2006-07, 2007-08, 2008-09, 2009-10, 2010-11, 2011-12, 2013-14, 2014-15, 2015-16, 2016-17, 2017-18

100-OR-MORE-POINT-MEN IN A SEASON

MOST	2	1979-80 (Mike Rogers 105, Blaine Stoughton 100)
FEWEST	0	1981-82, 1982-83, 1983-84, 1984-85, 1985-86, 1987-88, 1988-89, 1991-92, 1992-93, 1993-94, 1995-96, 1996-97, 1997-98, 1998-99, 1999-00, 2000-01, 2001-02, 2002-03, 2003-04, 2006-07, 2007-08, 2008-09, 2009-10, 2010-11, 2011-12, 2013-14, 2014-15, 2015-16, 2016-17, 2017-18

20-OR-MORE-GOAL-SCORERS IN A SEASON

MOST	8	1986-87 (Kevin Dineen 40, John Anderson 31, Ron Francis 30, Ray Ferraro 27, Sylvain Turgeon 23, Paul Lawless 22, Dean Evason 22, Stewart Gavin 20)
FEWEST	0	2003-04

30-OR-MORE-GOAL-SCORERS IN A SEASON

MOST	4	2005-06 (Eric Staal 45, **Justin Williams 31**, Rod Brind'Amour 31, Erik Cole 30)
FEWEST	0	1987-88, 1991-92, 1997-98, 1999-00, 2003-04, 2011-12, 2014-15, 2015-16, 2017-18

40-OR-MORE-GOAL-SCORERS IN A SEASON

MOST	2	1979-80 (Blaine Stoughton 56, Mike Rogers 44) 1980-81 (Blaine Stoughton 43, Mike Rogers 40) 1988-89 (Kevin Dineen 45, Ray Ferraro 41)
FEWEST	0	1984-85, 1987-88, 1991-92, 1996-97, 1997-98, 1998-99, 1999-00, 2001-02, 2002-03, 2003-04, 2006-07, 2007-08, 2009-10, 2010-11, 2011-12, 2013-14, 2014-15, 2015-16, 2016-17, 2017-18

50-OR-MORE-GOAL-SCORERS IN A SEASON

MOST	1	1979-80 (Blaine Stoughton 56) 1981-82 (Blaine Stoughton 52)
FEWEST	0	1980-81, 1982-83, 1983-84, 1984-85, 1985-86, 1986-87, 1987-88, 1988-89, 1989-90, 1990-91, 1991-92, 1992-93, 1993-94, 1995-96, 1996-97, 1997-98, 1998-99, 1999-00, 2000-01, 2001-02, 2002-03, 2003-04, 2005-06, 2006-07, 2007-08, 2008-09, 2009-10, 2010-11, 2011-12, 2013-14, 2014-15, 2015-16, 2016-17, 2017-18

40-OR-MORE-ASSIST-MEN IN A SEASON

MOST	4	1979-80 (Mike Rogers 61, Mark Howe 56, Dave Keon 52, Blaine Stoughton 44) 1985-86 (Dave Babych 55, Ron Francis 53, Ray Ferraro 47, John Anderson 45) 1988-89 (Ron Francis 48, Kevin Dineen 44, Dave Babych 41, Scott Young 40) 1989-90 (Ron Francis 69, Pat Verbeek 45, Kevin Dineen 41, Scott Young 40) 1992-93 (Andrew Cassels 65, Zarley Zalapski 51, Pat Verbeek 43, Geoff Sanderson 43)
FEWEST	0	1997-98, 1998-99, 2002-03, 2003-04, 2014-15, 2015-16, 2016-17

50-OR-MORE-ASSIST-MEN IN A SEASON

MOST	3	1979-80 (Mike Rogers 61, Mark Howe 56, Dave Keon 52)
FEWEST	0	1981-82, 1988-89, 1993-94, 1995-96, 1996-97, 1997-98, 1998-99, 2002-03, 2003-04, 2007-08, 2009-10, 2010-11, 2011-12, 2013-14, 2014-15, 2015-16, 2016-17, 2017-18

60-OR-MORE-ASSIST-MEN IN A SEASON

MOST	1	1979-80 (Mike Rogers 61), 1980-81 (Mike Rogers 65), 1983-84 (Ron Francis 60), 1986-87 (Ron Francis 63), 1989-90 (Ron Francis 69), 1990-91 (John Cullen 71: 63/Pitt., 8/HFD), 1992-93 (Andrew Cassels 65)
FEWEST	0	1981-82, 1982-83, 1984-85, 1985-86, 1987-88, 1988-89, 1991-92, 1993-94, 1995-96, 1996-97, 1997-98, 1998-99, 1999-00, 2000-01, 2001-02, 2002-03, 2003-04, 2006-07, 2007-08, 2009-10, 2010-11, 2011-12, 2013-14, 2014-15, 2015-16, 2016-17, 2017-18

100-PENALTY-MINUTE-MEN IN A SEASON

MOST	11	1990-91
FEWEST	0	1999-00, 2008-09, 2010-11, 2011-12, 2013-14, 2014-15, 2015-16, 2016-17, 2017-18

150-PENALTY-MINUTE-MEN IN A SEASON

MOST	5	1989-90, 1992-93
FEWEST	0	1979-80, 1999-00, 2001-02, 2002-03, 2006-07, 2007-08, 2008-09, 2009-10, 2010-11, 2011-12, 2013-14, 2014-15, 2015-16, 2016-17, 2017-18

200-PENALTY-MINUTE-MEN IN A SEASON

MOST	3	1992-93 (Nick Kypreos 325, Mark Janssens 237, Jim McKenzie 202)
FEWEST	0	1979-80, 1980-81, 1983-84, 1988-89, 1998-99, 1999-00, 2000-01, 2001-02, 2002-03, 2006-07, 2007-08, 2008-09, 2009-10, 2010-11, 2011-12, 2013-14, 2014-15, 2015-16, 2016-17, 2017-18

SINGLE GAME RECORDS

MOST GOALS SCORED

AT HOME	11	Feb. 12, 1984 — In an 11-0 win vs. Edmonton Oct. 19, 1985 — In an 11-6 win vs. Montreal Jan. 17, 1986 — In an 11-6 win vs. Quebec March 15, 1986 — In an 11-4 win vs. Chicago
ON ROAD	9	Nov. 27, 1985 — In a 9-0 win at Los Angeles March 30, 1989 — In a 9-5 win at Pittsburgh Oct. 8, 1989 — In a 9-6 win at Quebec March 7, 2009 — In a 9-3 win at Tampa Bay

MOST GOALS SCORED BY BOTH TEAMS

AT HOME	17	Oct. 19, 1985 — In an 11-6 win vs. Montreal Jan. 17, 1986 — In an 11-6 win vs. Quebec
ON ROAD	15	Feb. 22, 1982 — In an 8-7 loss at Minnesota Feb. 1, 1983 — In a 12-3 loss at Quebec Dec. 22, 1984 — In a 10-5 loss at Montreal Oct. 8, 1989 — In a 9-6 win at Quebec Jan. 18, 1993 — In an 8-7 loss vs. Winnipeg at Saskatoon

MOST SHOTS TAKEN

AT HOME	65	March 15, 1984 — In a 5-3 win vs. Toronto
ON ROAD	60	Nov. 2, 2017 — In a 5-3 loss at Colorado

MOST SHOTS ALLOWED

AT HOME	59	Nov. 2, 1982 — In a 7-6 loss vs. Minnesota
ON ROAD	60	Oct. 25, 2008 — In a 4-3 win at NY Islanders

MOST GOALS ALLOWED

AT HOME	10	Feb. 10, 1985 — In a 10-4 loss vs. Quebec March 5, 1992 — In a 10-4 loss vs. Quebec
ON ROAD	12	Feb. 1, 1983 — In a 12-3 loss at Quebec

LARGEST WINNING MARGIN

AT HOME	11 goals	Feb. 12, 1984 — In an 11-0 win vs. Edmonton
ON ROAD	9 goals	Nov. 27, 1985 — In a 9-0 win at Los Angeles

LARGEST LOSING MARGIN

AT HOME	9 goals	Nov. 12, 2005 — In a 9-0 loss vs. Atlanta
ON ROAD	9 goals	Dec. 6, 1982 — In an 11-2 loss at Montreal Feb. 1, 1983 — In a 12-3 loss at Quebec

MOST SHOTS ON GOAL BY BOTH TEAMS IN ONE GAME

AT HOME	91	Feb. 14, 1982 — Hartford had 40 shots, Islanders 51 in a 9-1 loss vs. NY Islanders
		March 7, 1982 — Hartford had 51 shots, Kings 40 in a 7-6 win vs. Los Angeles
ON ROAD	95	March 21, 1982 — Hartford had 44 shots, Flyers 51 in a 5-3 loss at Philadelphia

FEWEST SHOTS TAKEN

AT HOME	14	Jan. 28, 1995 — In a 2-1 loss vs. Florida
		Jan. 20, 2004 — In a 3-1 loss vs. Ottawa
ON ROAD	10	Jan. 30, 1999 — In a 3-1 win at Montreal

FEWEST SHOTS ALLOWED

AT HOME	10	March 26, 2000 — In a 4-1 win vs. NY Islanders
		March 22, 2007 — In a 4-3 win vs. Washington
ON ROAD	11	Dec. 16, 2001 — In a 7-0 win at Pittsburgh

FEWEST SHOTS ON GOAL BY BOTH TEAMS

AT HOME	33	Nov. 20, 1993 — Hartford took 20 shots, Sharks 13 in a 3-2 loss vs. San Jose
ON ROAD	35	March 8, 2001 — Carolina had 20 shots, Lightning 15 in a 1-0 loss at Tampa Bay

MOST PENALTY MINUTES

AT HOME	89	March 31, 1982 — In a 5-1 loss vs. Montreal (7 minors, 5 majors, 4 misconducts, 1 game misconduct)
ON ROAD	125	Oct. 12, 1992 — In a 6-2 loss at NY Rangers (15 minors, 5 majors, 4 misconducts, 2 game misconducts)

MOST PENALTY MINUTES BY AN OPPONENT

AT HOME	108	March 31, 1982 — In a 5-1 loss vs. Montreal (9 minors, 6 majors, 4 misconducts, 2 game misconducts)
ON ROAD	106	Jan. 11, 1982 — In a 6-2 loss at Quebec (6 minors, 5 majors, 7 misconducts)

MOST PENALTY MINUTES BY BOTH TEAMS

AT HOME	197	March 31, 1982 — In a 6-1 loss vs. Montreal. Hartford had 89 minutes, Canadiens 108
ON ROAD	222	Jan. 11, 1982 — In a 6-2 loss at Quebec. Hartford had 115 minutes, Nordiques 107

FEWEST PENALTY MINUTES

AT HOME	0	13 times; most recent: Oct. 29, 2017— In a 4-3 SO loss vs. Anaheim
ON ROAD	0	Nine times, most recent: Jan. 9, 2018— In a 5-4 loss at Tampa Bay

FEWEST PENALTY MINUTES BY AN OPPONENT

AT HOME	0	April 23, 2013 — NY Islanders in a 4-3 shootout loss
		Nov. 6, 2015 — Dallas in a 4-1 win
ON ROAD	0	Nine times; most recent: Dec. 28, 2016 — Pittsburgh in a 3-2 loss

FEWEST PENALTY MINUTES BY BOTH TEAMS

AT HOME	0	Jan. 14, 2017 — Neither Carolina nor the NY Islanders received a penalty in a 7-4 win
ON ROAD	0	Jan. 26, 1980 — Neither Hartford nor NY Islanders received a penalty in a 3-2 loss
		April 6, 2015 — Neither Carolina nor Buffalo received a penalty in a 4-3 loss
		Dec. 28, 2016 — Neither Carolina nor Pittsburgh received a penalty in a 3-2 loss

MOST GOALS SCORED

FIRST PERIOD		
AT HOME	7	Oct. 19, 1985 — In an 11-6 win vs. Montreal
ON ROAD	5	March 4, 2006 — In an 7-5 win at Pittsburgh
		April 6, 2010 — In an 8-5 win at Tampa Bay
SECOND PERIOD		
AT HOME	7	April 4, 1980 — In a 9-2 win vs. Quebec
ON ROAD	6	March 7, 2009 — In a 9-3 win at Tampa Bay
THIRD PERIOD		
AT HOME	6	Dec. 27, 1981 — In a 7-3 win vs. Toronto
		Jan. 11, 2007 — In a 6-4 win vs. Florida
		Dec. 13, 2016 — In an 8-6 win vs. Vancouver
ON ROAD	5	Oct. 25, 1983 — In an 8-5 win at Los Angeles
		Oct. 26, 1988 — In a 7-1 win at Buffalo

MOST GOALS ALLOWED

FIRST PERIOD		
AT HOME	5	Dec. 26, 1981 — In a 9-6 loss vs. Boston
		March 15, 1988 — In an 8-6 loss vs. Calgary
		Oct. 9, 1993 — In a 5-2 loss vs. Philadelphia
		Nov. 12, 2005 — In a 9-0 loss vs. Atlanta
ON ROAD	6	Feb. 1, 1983 — In a 12-3 loss at Quebec
SECOND PERIOD		
AT HOME	6	Jan. 29, 1991 — In an 8-1 loss vs. NY Islanders
		Dec. 26, 1998 — In a 6-3 loss vs. NY Rangers
ON ROAD	6	Jan. 30, 1996 — In an 8-2 loss at San Jose
THIRD PERIOD		
AT HOME	6	Nov. 12, 1985 — In an 8-1 loss vs. Los Angeles
ON ROAD	7	Dec. 6, 1982 — In an 11-2 loss at Montreal

MOST GOALS SCORED BY BOTH TEAMS

FIRST PERIOD		
AT HOME	9	Feb. 25, 1984 — Hartford 5 goals, Flyers 4 in a 9-7 win vs. Philadelphia
		Oct. 19, 1985 — Hartford scored 7 goals, Canadiens 2 in an 11-6 win vs. Montreal
ON ROAD	8	Jan. 2, 1983 — Hartford scored 3 goals, Sabres 5 in an 8-4 loss at Buffalo
		Dec. 9, 1989 — Hartford scored 6 goals, Devils 2 in a 7-3 win at New Jersey
		Nov. 1, 1991 — Hartford and Red Wings each scored 4 goals in an 8-5 loss at Detroit
SECOND PERIOD		
AT HOME	8	Nov. 30, 1979 — Hartford scored 5 goals, Penguins 3 in a 7-5 win vs. Pittsburgh
		April 4, 1980 — Hartford scored 7 goals, Nordiques 1 in a 9-2 win vs. Quebec
		Dec. 26, 1980 — Hartford scored 4 goals, Penguins 4 in a 9-7 win vs. Pittsburgh
		Nov. 18, 1981 — Hartford scored 5 goals, Maple Leafs 3 in an 8-5 win vs. Toronto
		March 7, 1982 — Hartford scored 5 goals, Kings 3 in a 7-6 win vs. Los Angeles
		March 28, 1987 — Hartford scored 4 goals, Penguins 4 in a 5-4 win vs. Pittsburgh
		Oct. 22, 1988 — Hartford scored 4 goals, Flyers 4 in an 8-6 win vs. Philadelphia
ON ROAD	8	Jan. 18, 1993 — Hartford scored 5 goals, Jets 3 in an 8-7 loss vs. Winnipeg at Saskatoon
THIRD PERIOD		
AT HOME	8	March 15, 1986 — Hartford scored 5 goals, Blackhawks 3 in an 11-4 win vs. Chicago
ON ROAD	7	Feb. 23, 1980 — Hartford scored 3 goals, Flames 4 in a 6-5 loss at Atlanta
		Feb. 22, 1982 — Hartford scored 3 goals, North Stars 4 in an 8-7 loss at Minnesota
		Dec. 6, 1982 — Hartford scored 0 goals, Canadiens 7 in an 11-2 loss at Montreal
		Oct. 25, 1983 — Hartford scored 5 goals, Kings 2 in an 8-5 win at Los Angeles
		Oct. 23, 1984 — Hartford scored 1 goal, Flames 6 in a 9-4 loss at Calgary
		Dec. 1, 1984 — Hartford scored 2 goals, Nordiques 5 in an 8-4 loss at Quebec
		Dec. 22, 1984 — Hartford scored 3 goals, Canadiens 4 in a 10-5 loss at Montreal
		Dec. 4, 1985 — Hartford scored 3 goals, Flames 4 in an 8-5 loss at Calgary
		Feb. 27, 1992 — Hartford scored 4 goals, Penguins 3 in an 8-4 win at Pittsburgh

SINGLE PERIOD RESULTS

MOST SHOTS TAKEN

FIRST PERIOD		
AT HOME	26	Feb. 26, 1989 — 8-6 win vs. Pittsburgh
ON ROAD	23	Dec. 28, 1995 — 9-4 loss at Pittsburgh
		Feb. 23, 1996 — 5-4 loss at Pittsburgh
		April 6, 2010 — 8-5 win at Tampa Bay
		April 6, 2015 — 4-3 loss at Buffalo
SECOND PERIOD		
AT HOME	32	March 15, 1984 — 5-3 win vs. Toronto
ON ROAD	24	Dec. 13, 1991 — 8-4 win at Buffalo
		Oct. 22, 2005 — 4-0 win at Washington
THIRD PERIOD		
AT HOME	24	Dec. 8, 1983 — 8-6 loss vs. Toronto
		April 7, 2009 — 9-0 loss vs. NY Islanders
ON ROAD	26	March 2, 2014 — 5-3 loss at Anaheim
OVERTIME		
AT HOME	9	April 7, 2007 — 5-4 win vs. Florida
		Oct. 29, 2017 — 4-3 shootout loss vs. Anaheim
ON ROAD	10	March 5, 2004 — 3-2 win at Atlanta

MOST SHOTS ALLOWED

FIRST PERIOD		
AT HOME	22	Feb. 15, 1983 — 5-2 loss vs. Los Angeles
ON ROAD	23	Nov. 7, 1982 — 6-2 loss at Washington
		Oct. 8, 1992 — 3-2 OT loss at Boston
SECOND PERIOD		
AT HOME	24	Nov. 2, 1982 — 7-6 loss vs. Minnesota
ON ROAD	24	Feb. 27, 1982 — 7-1 loss at Washington
		April 13, 1992 — 6-3 loss at Boston
		Nov. 13, 1992 — 8-2 loss at Buffalo
THIRD PERIOD		
AT HOME	28	Jan. 30, 1982 — 3-2 win vs. Boston
ON ROAD	24	Feb. 19, 1981 — 6-2 loss at Pittsburgh
		Feb. 15, 2000 — 5-1 loss at Ottawa
OVERTIME		
AT HOME	7	Jan. 25, 2002 — 1-1 tie vs. Florida
		Feb. 21, 2003 — 2-2 tie vs. Florida
		Dec. 26, 2009 — 3-4 shootout loss vs. Philadelphia
ON ROAD	8	Dec. 12, 1997 — 3-2 loss at Buffalo

MOST SHOTS ON GOAL TAKEN BY BOTH TEAMS

FIRST PERIOD		
AT HOME	41	Feb. 15, 1983 — Hartford had 19 shots, Kings 22 in a 5-2 loss vs. Los Angeles
		Feb. 25, 1984 — Hartford had 24 shots, Flyers 17 in a 9-7 win vs. Philadelphia
ON ROAD	36	Feb. 23, 1996 — Hartford had 23 shots, Penguins 13 in a 5-4 loss at Pittsburgh
		March 17, 2016 — Carolina had 14 shots, Penguins 22 in a 4-2 loss at Pittsburgh
SECOND PERIOD		
AT HOME	39	March 15, 1984 — Hartford had 32 shots, Maple Leafs 7 in a 5-3 win vs. Toronto
ON ROAD	39	Dec. 10, 2001 — Carolina had 21 shots, Rangers 18 in a 4-3 OT win at NY Rangers
THIRD PERIOD		
AT HOME	34	Oct. 11, 1986 — Hartford had 17 shots, Flames 17 in a 6-5 win vs. Calgary
ON ROAD	34	Nov. 5, 1980 — Hartford had 21 shots, Blues 13 in a 6-1 loss at St. Louis
		Oct. 28, 1983 — Hartford had 16 shots, Canucks 18 in a 5-4 OT loss at Vancouver
		Nov. 27, 1991 — Hartford had 16 shots, Flyers 18 in a 7-3 win at Philadelphia
		Feb. 6, 1992 — Hartford had 15 shots, Kings 19 in a 5-5 tie at Los Angeles
		March 2, 2014 — Carolina had 26 shots, Anaheim 8 in a 5-3 loss at Anaheim
OVERTIME		
AT HOME	13	April 7, 2007 — Carolina had 9 shots, Panthers 4 in a 5-4 win vs. Florida
ON ROAD	12	Jan. 7, 2003 — Carolina had 8 shots, Thrashers 4 in a 3-3 tie at Atlanta
		March 5, 2004 — Carolina had 10 shots, Thrashers 2 in a 3-2 OT win at Atlanta

FEWEST SHOTS TAKEN

FIRST PERIOD

AT HOME	1	March 19, 1991 — 1-1 tie vs. Boston
		Nov. 26, 2008 — 1-3 loss vs. Philadelphia
ON ROAD	1	March 26, 1980 — 7-0 loss at Winnipeg
		Nov. 15, 1990 — 4-2 win at New Jersey
		Nov. 22, 2006 — 4-2 loss at NY Islanders

SECOND PERIOD

AT HOME	2	Six times; most recent: April 2, 2016 — 5-1 loss vs. Columbus
ON ROAD	0	March 8, 1984 — 3-2 loss at Montreal

THIRD PERIOD

AT HOME	1	Dec. 18, 2002 — 1-1 tie vs. Tampa Bay
		Nov. 16, 2008 — 3-2 OT win vs. Tampa Bay
ON ROAD	0	Four times; most recent: March 18, 2014 — 3-1 win at Columbus

FEWEST SHOTS ALLOWED

FIRST PERIOD

AT HOME	1	March 28, 2002 — 4-1 win vs. Philadelphia
		March 22, 2007 — 4-3 win vs. Washington
		Feb. 20, 2009 — 4-1 win vs. Tampa Bay
ON ROAD	1	March 28, 1989 — 4-2 loss at Buffalo
		March 21, 1999 — 3-2 OT loss at Dallas
		March 8, 2001 — 1-0 loss at Tampa Bay
		Dec. 28, 2006 — 4-1 loss at Buffalo

SECOND PERIOD

AT HOME	2	Nine times; most recent: Jan. 31, 2017 — 5-1 win vs. Philadelphia
ON ROAD	2	Six times; most recent: Jan. 15, 2004 — 5-4 loss at Tampa Bay

THIRD PERIOD

AT HOME	0	Dec. 11, 1985 — 3-1 loss vs. Montreal
		March 29, 2003 — 3-1 loss vs. Buffalo
ON ROAD	0	Feb. 8, 2001 — 4-2 loss at Los Angeles
		Feb. 3, 2004 — 3-1 loss at Colorado

FEWEST SHOTS ON GOAL TAKEN BY BOTH TEAMS

FIRST PERIOD

AT HOME	7	Nov. 24, 1979 — Hartford had 5 shots, Nordiques 2 in a 4-4 tie vs. Quebec
		Dec. 6, 1986 — Hartford had 2 shots, Red Wings 5 in a 4-1 loss vs. Detroit
		Oct. 23, 1993 — Hartford had 4 shots, Sabres 3 in a 3-3 tie vs. Buffalo
		Oct. 20, 1998 — Carolina had 4 shots, Canucks 3 in a 3-1 win vs. Vancouver
		Dec. 4, 1998 — Carolina had 3 shots, Penguins 4 in a 3-3 tie vs. Pittsburgh
ON ROAD	6	March 28, 1989 — Hartford had 5 shots, Sabres 1 in a 4-2 loss at Buffalo

SECOND PERIOD

AT HOME	8	March 25, 1989 — Hartford had 5 shots, Blues 3 in a 4-0 win vs. St. Louis
		Oct. 28, 2009 — Carolina had 5 shots, Blues 3 in a 5-2 loss vs. St. Louis
		Jan. 28, 2010 — Carolina had 5 shots, Islanders 3 in a 4-1 loss vs. NY Islanders
ON ROAD	8	March 13, 1990 — Hartford had 4 shots, Canucks 4 in a 1-0 win at Vancouver
		Feb. 26, 1999 — Carolina had 4 shots, Canucks 4 in a 1-0 loss at Vancouver
		Nov. 19, 1999 — Carolina had 3 shots, Capitals 5 in a 3-3 tie at Washington

THIRD PERIOD

AT HOME	7	Feb. 18, 1986 — Hartford had 5 shots, Canucks 2 in a 5-4 win vs. Vancouver
		Jan. 3, 1998 — Carolina had 2 shots, Stars 5 in a 6-1 loss vs. Dallas
ON ROAD	5	Oct. 6, 1982 — Hartford had 4 shots, Canadiens 1 in a 2-1 loss at Montreal

SINGLE PERIOD RESULTS

RAPID SCORING RECORDS

FASTEST GOALS

Two	6 seconds	March 28, 1987 — Sylvain Turgeon scored twice (13:59 and 14:05) in the second period of a 5-4 win vs. Pittsburgh.
Three	43 seconds	Oct. 28, 2006 — Eric Staal (8:23), Kevyn Adams (8:32), Erik Cole (9:06) in first period of a 6-4 win vs. Tampa Bay
Four	2 minutes, 28 seconds	Feb. 26, 1989 — Jody Hull (18:52) and Brian Lawton (19:20) scored at end of the first period, and Ron Francis (0:27) and Jody Hull (1:20) scored at the beginning of the second period in an 8-6 win vs. Pittsburgh.
Five	7 minutes, 32 seconds	Oct. 25, 1983 — Sylvain Turgeon (2:24), Bob Crawford (2:52), Ron Francis (4:59) and Blaine Stoughton (9:06 and 9:56) scored third period goals in an 8-5 win at Los Angeles.

FASTEST GOALS BY OPPOSITION

Two	6 seconds	Jan. 6, 2000 — Joe Murphy (17:32) and Anson Carter (17:38) in first period of 7-3 Carolina win at Boston. Dec. 19, 2017 — Patrick Marleau (9:25) and Kasperi Kapanen (9:31) in the third period of an 8-1 Toronto win at Toronto.
Three	42 seconds	Jan. 3, 1984 — John Ogrodnick (15:45), Kelly Kisio (16:20) and Joe Paterson in a 7-1 Detroit win at Detroit.
Four	1 minute, 33 seconds	Nov. 21, 1992 — Andrei Kovalenko (4:01), Gino Cavallini (4:48), Bill Lindsay (5:18) and Claude Lapointe (5:34) scored second period goals for the Nordiques in an 8-2 loss at Quebec.
Five	3 minutes, 23 seconds	Dec. 6, 1982 — Mark Napier (11:44), Pierre Mondou (12:07), Ryan Walter (13:33), Guy Lafleur (14:08) and Keith Acton (15:07) scored third period goals for the Canadiens in an 11-2 loss at Montreal.

FASTEST GOALS BY BOTH TEAMS

Two	4 seconds	Jan. 19, 1980 — Chicago's Bob Murray (19:50) and Hartford's Jody Douglas (19:54) scored third period goals in a 5-3 win at Chicago.
Three	32 seconds	March 28, 1987 — Pittsburgh's Mario Lemieux (13:33) and Hartford's Sylvain Turgeon (13:59 and 14:05) scored second period goals in a 5-4 win vs. Pittsburgh.
	32 seconds	Dec. 27, 2013 — Carolina's Andrej Sekera (19:58 of 1st), Pittsburgh's Sidney Crosby (0:16 of 2nd) and Carolina's Nathan Gerbe (0:30 of 2nd) in a 4-3 overtime loss vs. Pittsburgh.
Four	1 minute, 15 seconds	April 10, 1994 — Tampa Bay's John Tucker (3:11), Denis Savard (3:30 and 3:58) and Hartford's Robert Kron (4:26) scored first period goals in a 6-4 win vs. Tampa Bay.
Five	2 minutes, 34 seconds	April 10, 1994 — Tampa Bay's John Tucker (3:11), Denis Savard (3:30 and 3:58) and Hartford's Robert Kron (4:26) and Jocelyn Lemieux (5:45) scored first period goals in a 6-4 win vs. Tampa Bay.

FASTEST GOAL AT THE START OF A PERIOD

FIRST PERIOD

HARTFORD/CAROLINA	9 seconds	Shane Willis, Nov. 12, 2000 in a 4-0 win vs. Ottawa
OPPONENTS	7 seconds	Dave (Tiger) Williams, Feb. 14, 1987 in a 5-2 loss at Los Angeles

SECOND PERIOD

HARTFORD/CAROLINA	10 seconds	Randy Cunneyworth, Feb. 18, 1990 in a 6-4 win at Buffalo
OPPONENTS	6 seconds	Barry Pederson, Nov. 12, 1986 in a 4-3 win at Vancouver

THIRD PERIOD

HARTFORD/CAROLINA	8 seconds	Ron Francis, Feb. 12, 1984 in an 11-0 win vs. Edmonton
OPPONENTS	*4 seconds	Denis Savard, Jan. 12, 1986 in a 4-3 loss vs. Chicago (*This tied an NHL record for the fastest goal at the start of a period.)

OVERTIME

HARTFORD/CAROLINA	16 seconds	Jeff O'Neill, Jan. 28, 2000 in a 4-3 win vs. New Jersey Glen Wesley, Feb. 22, 2007 in a 3-2 win vs. Philadelphia
OPPONENTS	9 seconds	Kelly Miller, Jan. 16, 1999 in a 3-2 loss vs. Washington

TEAM HAT TRICKS

	SCORER	DATE		OPP.	GOALTENDER(S)
1.	Blaine Stoughton	11/21/79		Buffalo	Don Edwards
2.	Jordy Douglas	1/17/80		Pittsburgh	Greg Millen
3.	Blaine Stoughton (2)	1/28/80		Atlanta	Dan Bouchard
4.	Mike Rogers	1/30/80		Boston	Gerry Cheevers
5.	Jordy Douglas (2)*	2/3/80		NY Islanders	Glenn Resch
6.	Mark Howe	10/9/80	at	St. Louis	Mike Liut
7.	Mike Rogers (2)	11/26/80		Winnipeg	P. Hamel (1)/L. Middlebrook (2)
8.	Mike Rogers (3)	12/3/80	at	Vancouver	Richard Brodeur
9.	Mike Rogers (4)	1/28/81		Colorado	Al Smith (2)/ENG (1)
10.	Warren Miller	2/8/81	at	Philadelphia	Phil Myre
11.	Dave Debol	3/10/81	at	Detroit	Gilles Gilbert
12.	Rick Meagher	10/17/81		Detroit	C. Micalef (2)/G. Gilbert (1)
13.	Blaine Stoughton (3)	12/27/81		Toronto	Michel Larocque
14.	Blaine Stoughton (4)	1/3/82		Pittsburgh	Paul Harrison
15.	Doug Sulliman	1/25/82	at	Chicago	Warren Skorodenski
16.	Blaine Stoughton (5)	3/7/82		Los Angeles	Doug Keans
17.	Pierre Larouche	10/16/82		Vancouver	Richard Brodeur
18.	Blaine Stoughton (6)	12/11/82		Philadelphia	Pelle Lindbergh
19.	Mark Johnson	2/12/83	at	NY Islanders	Billy Smith (2)/ENG (1)
20.	Blaine Stoughton (7)	2/13/83		Toronto	Mike Palmateer
21.	Ron Francis	3/6/83		Quebec	Dan Bouchard
22.	Mark Johnson (2)	12/3/83		St. Louis	Rick Heinz
23.	Ron Francis (2)*	2/12/84		Edmonton	G. Fuhr (2)/A. Moog (1)
24.	Greg Malone	2/12/84		Edmonton	G. Fuhr (2)/A. Moog (1)
25.	Torrie Robertson	3/4/84		Boston	Doug Keans
26.	Tony Currie	3/25/84		Quebec	Clint Malarchuk
27.	Ron Francis (3)	1/8/85	at	Toronto	Rick St. Croix
28.	Mark Johnson (3)	1/26/85	at	Boston	Pete Peeters
29.	Sylvain Turgeon	3/3/85		Vancouver	Frank Caprice
30.	Ray Ferraro	3/23/85		Boston	Doug Keans
31.	Ray Ferraro (2)	3/29/85		Edmonton	G. Fuhr (1)/A. Moog (2)
32.	Ron Francis (4)	10/19/85		Montreal	Patrick Roy
33.	Ron Francis (5)	11/23/85		Winnipeg	D. Bouchard (2)/B. Hayward (1)
34.	Paul Lawless	12/13/85	at	Buffalo	Tom Barrasso
35.	Sylvain Turgeon (2)	12/18/85		Calgary	Rejean Lemelin
36.	Dean Evason	1/7/86	at	Calgary	Rejean Lemelin
37.	Kevin Dineen	1/7/86	at	Calgary	Rejean Lemelin
38.	John Anderson	3/18/86	at	Detroit	Greg Stefan (2)/ENG (1)
39.	Kevin Dineen (2)	12/21/86	at	NY Rangers	John Vanbiesbrouck
40.	Ray Ferraro (3)	2/18/87	at	New Jersey	Alan Chevrier
41.	Sylvain Turgeon (3)	3/28/87		Pittsburgh	Pat Riggin
42.	Ron Francis (6)	11/18/87		Buffalo	D. Puppa (2)/J. Cloutier (1)
43.	Ray Ferraro (4)	11/26/88	at	Quebec	Mario Gosselin
44.	Ron Francis (7)	1/27/89	at	New Jersey	Craig Billington
45.	John Anderson (2)	2/11/89		Winnipeg	Daniel Berthiaume
46.	Jody Hull	2/26/89		Pittsburgh	T. Barrasso (1)/W. Young (2)
47.	Kevin Dineen (3)	3/8/89		Edmonton	Bill Ranford (2)/ENG (1)
48.	Ron Francis (8)	10/8/89	at	Quebec	R. Tugnutt (1)/S. Fiset (1)/ENG (1)
49.	Kevin Dineen (4)	11/4/89		Los Angeles	Kelly Hrudey
50.	Ray Ferraro (5)	12/9/89		New Jersey	S. Burke (2)/C. Terreri (1)
51.	Kevin Dineen (5)	3/6/90	at	NY Islanders	Mark Fitzpatrick
52.	Ron Francis (9)	2/13/91		Detroit	Tim Cheveldae
53.	Murray Craven	12/7/91		Buffalo	Clint Malarchuk
54.	John Cullen	2/4/92	at	San Jose	Jeff Hackett
55.	Geoff Sanderson	11/28/92		Boston	Rejean Lemelin
56.	Pat Verbeek	2/20/93		Edmonton	Bill Ranford
57.	Geoff Sanderson (2)	2/21/93		Pittsburgh	Tom Barrasso
58.	Pat Verbeek (2)	2/28/93		NY Islanders	Mark Fitzpatrick
59.	Michael Nylander	4/7/93	at	Ottawa	Dan Berthiaume
60.	Pat Verbeek (3)	10/14/93	at	Chicago	E. Belfour (2)/J. Hackett (1)
61.	Pat Verbeek (4)	12/7/93	at	Washington	R. Tabaracci (2)/D. Beaupre (1)
62.	Geoff Sanderson (3)	2/15/95		Montreal	Patrick Roy
63.	Steve Rice	3/29/95	at	Florida	J. Vanbiesbrouck (2)/M. Fitzpatrick (1)
64.	Igor Chibirev	4/5/95	at	Pittsburgh	Wendell Young
65.	Geoff Sanderson (4)	12/28/95	at	Pittsburgh	Ken Wregget
66.	Brendan Shanahan	2/23/96	at	Pittsburgh	Ken Wregget
67.	Geoff Sanderson (5)	3/2/96		Florida	John Vanbiesbrouck
68.	Jeff O'Neill	1/31/97		Anaheim	Guy Hebert
69.	Kent Manderville	3/12/97		Boston	Jim Carey (2)/ENG (1)
70.	Sami Kapanen	11/12/97	at	Edmonton	Curtis Joseph
71.	Sami Kapanen (2)	3/15/98		Edmonton	Curtis Joseph
72.	Gary Roberts	4/9/98		Toronto	Glenn Healy
73.	Bates Battaglia	3/8/00		Chicago	Jocelyn Thibault (2)/ENG (1)
74.	Rod Brind'Amour	1/7/01		NY Islanders	Wade Flaherty
75.	Shane Willis	2/21/01		Atlanta	Damian Rhodes
76.	Sandis Ozolinsh (2)	3/4/01	at	Chicago	Jocelyn Thibault
77.	Sami Kapanen (3)	11/27/01	at	Toronto	Curtis Joseph
78.	Erik Cole	12/21/01		Atlanta	Milan Hnilicka
79.	Erik Cole (2)	11/23/02	at	Montreal	Jose Theodore
80.	Jan Hlavac	11/29/02		Detroit	Curtis Joseph
81.	Josef Vasicek	10/28/03		San Jose	Vesa Toskala
82.	Radim Vrbata	11/29/03		Pittsburgh	Sebastian Caron
83.	Jeff O'Neill (2)	1/16/04		Atlanta	Byron Dafoe
84.	Eric Staal	10/28/05		Philadelphia	Antero Niittymaki
85.	Kevyn Adams	11/17/05		NY Rangers	Henrik Lundqvist
86.	Kevyn Adams (2)	12/6/05	at	Anaheim	J.S. Giguere
87.	Eric Staal (2)	1/15/06		St. Louis	Curtis Sanford
88.	Erik Cole (3)	1/31/06	at	Montreal	Jose Theodore
89.	***Justin Williams***	10/16/06	at	Tampa Bay	Marc Denis (2)/Johan Holmqvist (1)
90.	Erik Cole (4)	11/9/06		Washington	Brent Johnson
91.	Eric Staal (3)	11/18/06		Dallas	Marty Turco (2)/ENG (1)
92.	Ray Whitney	2/8/07	at	Boston	Tim Thomas
93.	Rod Brind'Amour (2)	10/27/07	at	NY Islanders	Rick Dipietro (2)/Wade Dubielewicz (1)
94.	Cory Stillman	11/5/07		Washington	Olaf Kolzig
95.	Eric Staal (4)	1/18/08		Edmonton	Mathieu Garon (2)/Dwayne Roloson (1)
96.	Joe Corvo	3/16/08		Ottawa	Martin Gerber
97.	Chad LaRose	4/2/08		Tampa Bay	Mike Smith
98.	Eric Staal (5)	11/21/08		Phoenix	Ilja Bryzgalov
99.	Eric Staal (6)	12/26/08	at	Atlanta	Johan Hedberg
100.	Matt Cullen	2/22/09		Colorado	Andrew Raycroft (2)/ENG (1)
101.	Ray Whitney (2)	3/6/09		Calgary	Curtis McElhinney
102.	Eric Staal (7)*	3/7/09	at	Tampa Bay	Mike McKenna (2)/Kari Ramo (2)
103.	Eric Staal (8)	4/7/09		NY Islanders	Yann Danis (1)/Joey MacDonald (2)
104.	Erik Cole (5)	12/5/09		Vancouver	Andrew Raycroft (2)/ENG (1)
105.	Tuomo Ruutu	12/16/09		Dallas	Marty Turco (2)/ENG (1)
106.	Eric Staal (9)	1/21/10	at	Atlanta	Ondrej Pavelec (2)/ENG (1)
107.	Eric Staal (10)	4/8/10		Montreal	Jaroslav Halak (2)/ENG (1)
108.	Eric Staal (11)	11/17/10		Ottawa	Brian Elliott (2)/Pascal Leclaire (1)
109.	Eric Staal (12)	12/18/10		Anaheim	Jonas Hiller
110.	Eric Staal (13)	1/24/13		Buffalo	Jonas Enroth (2)/ENG (1)
111.	Jiri Tlusty	4/2/13		Washington	Braden Holtby
112.	Jeff Skinner	12/5/13	at	Nashville	Marek Mazanec (2)/ENG (1)
113.	Jeff Skinner (2)	1/2/14	at	Washington	Philipp Grubauer
114.	Jiri Tlusty (2)	10/11/14	at	NY Islanders	Chad Johnson
115.	Elias Lindholm	3/8/15		Edmonton	Richard Bachman (2)/ENG (1)
116.	Jeff Skinner (3)	12/11/15	at	Anaheim	John Gibson (2)/ENG (1)
117.	Jeff Skinner (4)	12/15/15	at	Philadelphia	Michal Neuvirth
118.	***Sebastian Aho***	1/31/17		Philadelphia	Steve Mason
119.	***Jaccob Slavin***	3/13/17	at	NY Islanders	J-F Berube (1)/Thomas Greiss (2)
120.	***Teuvo Teravainen***	11/13/17		Dallas	Ben Bishop
121.	***Justin Faulk***	2/13/18		Los Angeles	Jonathan Quick

**Indicates a 4-goal game*
ENG = Empty Net Goal

HAT TRICKS

OPPONENTS' HAT TRICKS

SCORER	TEAM	DATE	GOALTENDER
1. Bill Harris	at NY Islanders	10/20/79	John Garrett
2. Wilf Paiement	at Colorado	12/15/79	John Garrett
3. Steve Shutt*	Montreal	1/24/80	John Garrett
4. Peter McNab	Boston	2/27/80	John Garrett (2)/Al Smith (1)
5. Dave Christian	at Winnipeg	3/26/80	Al Smith
6. Dennis Maruk	Washington	11/15/80	John Garrett
7. Anders Hedberg	at NY Rangers	11/16/80	Ken Holland
8. Ron Sedlbauer	at Chicago	11/23/80	Mike Veisor
9. Darryl Sittler*	at Toronto	1/24/81	John Garrett
10. Reggie Leach	at Philadelphia	2/8/81	John Garrett
11. Kent Nilsson	at Calgary	2/27/81	John Garrett
12. Glenn Anderson	Edmonton	3/25/81	Mike Veisor (2)/ENG (1)
13. Mario Tremblay	Montreal	10/15/81	Greg Millen
14. Doug Risebrough	at Montreal	11/29/81	Greg Millen
15. Don Marcotte	Boston	12/26/81	Greg Millen
16. Doug Shedden	at Pittsburgh	1/2/82	John Garrett
17. Wayne Gretzky	at Edmonton	2/19/82	Greg Millen
18. Chris Valentine*	at Washington	2/27/82	Greg Millen
19. Pierre Mondou	at Montreal	3/30/82	Greg Millen
20. Barry Pederson	at Boston	4/4/82	Greg Millen
21. Steve Tambellini	at New Jersey	12/3/82	Greg Millen
22. Ryan Walter	Montreal	12/8/82	Mike Veisor
23. Darcy Rota	Vancouver	1/6/83	Greg Millen
24. Darryl Sittler (2)	Philadelphia	1/8/83	Greg Millen
25. Ivan Boldirev	at Detroit	2/20/83	Greg Millen
26. Matt Pavelich**	at NY Rangers	2/23/83	Greg Millen
27. Dale Hawerchuk	at Winnipeg	2/25/83	Mike Veisor
28. Michel Goulet	at Quebec	3/5/83	Greg Millen (2)/Mike Veisor (1)
29. Peter Stastny	Quebec	3/6/83	Greg Millen
30. Wayne Gretzky (2)	Edmonton	3/8/83	Mike Veisor
31. Barry Pederson (2)	at Boston	3/26/83	Mike Veisor
32. Bernie Nicholls	at Los Angeles	10/25/83	Mike Veisor
33. Mike Bossy	at NY Islanders	11/15/83	Greg Millen
34. Darcy Rota (2)	Vancouver	11/30/83	Greg Millen
35. Rick Vaive	Toronto	12/8/83	Ed Staniowski (2)/Greg Millen (1)
36. Marcel Dionne	Los Angeles	12/30/83	Greg Millen (2)/Ed Staniowski (1)
37. Wayne Gretzky (3)	at Edmonton	1/7/84	Greg Millen (2)/ENG (1)
38. Tony Tanti	at Vancouver	1/15/84	Greg Millen
39. Glenn Anderson* (2)	at Edmonton	3/21/84	Greg Millen (3)/ENG (1)
40. Steve Tambellini (2)	at Calgary	10/23/84	Greg Millen
41. Tony McKegney	Quebec	10/31/84	Greg Millen
42. Marian Stastny	at Quebec	12/1/84	Greg Millen
43. Mats Naslund*	at Montreal	12/3/84	Steve Weeks
44. Kent Nilsson (2)	Calgary	2/6/85	Steve Weeks
45. Doug Gilmour	St. Louis	2/23/86	Mike Liut
46. Mark Hunter	St. Louis	2/23/86	Mike Liut
47. Michel Goulet (2)	Quebec	3/8/86	Mike Liut
48. Charlie Simmer	at Boston	12/18/86	Steve Weeks
49. Michel Goulet (3)	at Quebec	12/27/87	Mike Liut
50. Sergio Momesso	Montreal	2/3/88	Mike Liut
51. Hakan Loob	Calgary	3/15/88	Mike Liut (2)/Richard Brodeur (1)
52. Jiri Hrdina*	at Calgary	11/7/88	Mike Liut
53. Mike Foligno	Buffalo	1/31/89	Peter Sidorkiewicz
54. Brent Ashton	at Winnipeg	2/19/89	Peter Sidorkiewicz
55. Mark Messier*	at Edmonton	2/21/89	Mike Liut
56. Dino Ciccarelli*	Washington	3/18/89	Mike Liut
57. Mario Lemieux*	at Pittsburgh	3/30/89	Kay Whitmore
58. Joe Sakic	at Quebec	10/8/89	Kay Whitmore
59. Denis Savard	at Chicago	12/30/89	Peter Sidorkiewicz
60. Gary Leeman	Toronto	3/8/90	Peter Sidorkiewicz
61. Stephane Richer	Montreal	3/24/90	Peter Sidorkiewicz
62. Pierre Turgeon	at Buffalo	10/28/90	Peter Sidorkiewicz
63. David Volek	at NY Islanders	12/20/90	Peter Sidorkiewicz
64. David Gagner	Minnesota	12/23/90	Daryl Reaugh
65. Brett Hull	at St. Louis	11/9/91	Kay Whitmore
66. Luc Robitaille*	at Los Angeles	2/6/92	Kay Whitmore
67. Paul Broten	at NY Rangers	3/1/92	Kay Whitmore
68. Mats Sundin**	Quebec	3/5/92	Peter Sidorkiewicz(3)/Kay Whitmore (2)
69. Al MacInnis	at Calgary	3/16/92	Kay Whitmore
70. Kevin Stevens*	Pittsburgh	10/17/92	Sean Burke (2)/Frank Pietrangelo (2)
71. Benoit Hogue	at NY Islanders	10/24/92	Sean Burke
72. Dave Andreychuk*	at Buffalo	11/13/92	Sean Burke (3)/Frank Pietrangelo (1)
73. Vincent Damphousse	Montreal	11/25/92	Sean Burke
74. Kevin Miller	at St. Louis	12/1/92	Frank Pietrangelo (2)/Sean Burke (1)
75. Rob Gaudreau	at San Jose	12/3/92	Sean Burke
76. Dimitri Khristich	at Washington	3/19/93	Mario Gosselin (2)/ENG (1)
77. Rick Tocchet	at Pittsburgh	4/1/93	Frank Pietrangelo (2)/Mario Gosselin (1)
78. Joel Otto	Calgary	11/3/93	Frank Pietrangelo
79. Igor Larionov	at San Jose	1/15/94	Sean Burke
80. Luc Robitaille* (2)	at Pittsburgh	2/16/95	Jeff Reese
81. Brian Noonan	NY Rangers	3/1/95	Jeff Reese (2)/ENG (1)
82. Peter Bondra	at Washington	4/21/95	Sean Burke
83. Daniel Alfredsson	Ottawa	11/2/95	Sean Burke
84. Kevin Miller (2)	at San Jose	1/30/96	Sean Burke
85. Vincent Damphousse	at Montreal	1/6/97	Jason Muzzatti
86. Derek King	NY Islanders	1/24/97	Sean Burke
87. Randy McKay	at New Jersey	3/13/97	Jason Muzzatti
88. Steve Heinze	at Boston	12/6/97	Trevor Kidd
89. Darryl Sydor	Dallas	1/3/98	Pat Jablonski
90. Vladimir Malakhov	Montreal	2/1/98	Kirk McLean (2)
91. Pat Verbeek	at Dallas	3/20/98	Trevor Kidd (2)/Kirk McLean (1)
92. Wendel Clark	Tampa Bay	12/30/98	Arturs Irbe
93. Peter Bondra (2)	at Washington	2/5/99	Trevor Kidd
94. Sergei Berezin	at Toronto	2/10/99	Arturs Irbe
95. Brian Savage	at Montreal	10/21/00	Arturs Irbe
96. Bill Guerin	Boston	1/2/02	Tom Barrasso (2)/ENG (1)
97. Martin St. Louis	at Tampa Bay	1/30/03	Kevin Weekes
98. Bryan Smolinski	at Los Angeles	2/7/03	Kevin Weekes (2)/Arturs Irbe (1)
99. Robert Lang	at Washington	11/12/03	Kevin Weekes (1)/Jamie Storr (2)
100. Martin St. Louis (2)	at Tampa Bay	1/15/04	Kevin Weekes (1)/Jamie Storr (2)
101. Ladislav Nagy	at Phoenix	12/3/05	Cam Ward (2)/Martin Gerber (1)
102. Mark Recchi	at Pittsburgh	3/4/06	Cam Ward
103. Brad Boyes	at Boston	3/18/06	Cam Ward
104. Alexander Semin	at Washington	10/7/06	Cam Ward
105. Martin St. Louis (3)	at Tampa Bay	10/26/06	Cam Ward
106. Vincent Lecavalier	at Tampa Bay	11/14/07	John Grahame
107. Daniel Briere	Philadelphia	11/21/07	Cam Ward
108. Joffery Lupul	at Philadelphia	12/15/07	John Grahame
109. Scott Hartnell	at Philadelphia	12/11/08	Michael Leighton
110. Brian Little	at Atlanta	12/26/08	Cam Ward
111. Jason Blake	Toronto	1/15/09	Cam Ward
112. Ryan Malone	at Tampa Bay	10/10/09	Cam Ward (2)/ENG (1)
113. Alexei Kovalev	at Ottawa	12/12/09	Manny Legace (2)/ENG (1)
114. Curtis Glencross	at Calgary	2/3/10	Cam Ward (2)/ENG (1)
115. Jeff Carter	Philadelphia	11/11/10	Cam Ward
116. Zdeno Chara	at Boston	1/17/11	Cam Ward (1)/Justin Peters (2)
117. Steven Stamkos	at Tampa Bay	12/31/11	Cam Ward
118. RJ Umberger	at Columbus	3/23/12	Cam Ward
119. Wayne Simmonds	Philadelphia	4/20/13	Justin Peters
120. James Neal	at Pittsburgh	4/27/13	Justin Peters
121. Jussi Jokinen	at Pittsburgh	10/8/13	Cam Ward
122. Derek Stepan	at NY Rangers	11/2/13	Justin Peters
123. Alex Galchenyuk	at Montreal	12/16/14	Cam Ward
124. Ryan Nugent-Hopkins	Edmonton	3/8/15	Cam Ward
125. Joel Ward	at San Jose	10/24/15	Eddie Lack
126. Brandon Saad	Columbus	4/2/16	Eddie Lack
127. Michael Cammalleri	New Jersey	11/6/16	Eddie Lack
128. Michael Grabner	at NY Rangers	12/1/17	***Scott Darling*** (1)/ENG (2)
129. Jack Eichel	at Buffalo	12/15/17	Cam Ward
130. Patrice Bergeron*	at Boston	1/6/18	Cam Ward (1)/***Scott Darling*** (3)
131. Tyler Johnson	at Tampa Bay	1/9/18	Cam Ward
132. Jimmy Vesey	at NY Rangers	3/12/18	***Scott Darling*** (2)/ENG (1)
133. David Pastrnak	Boston	3/13/18	Cam Ward (2)/ENG (1)

**Indicates a 4-goal game*
***Indicates a 5-goal game*
ENG = Empty Net Goal

NHL TEAM SHUTOUTS

	GOALTENDER	DATE		OPPONENT	SAVES	SCORE
1.	Al Smith	11/17/79		Edmonton	23	3-0
2.	Al Smith (2)	2/29/80		St. Louis	14	3-0
3.	Mike Veisor	10/22/80		Colorado	26	3-0
4.	Mike Veisor (2)	12/17/82	at	Winnipeg	33	2-0
5.	Greg Millen	3/10/83	at	New Jersey	23	3-0
6.	Greg Millen (2)	10/19/83		Washington	22	3-0
7.	Greg Millen (3)	2/12/84		Edmonton	28	11-0
8.	Greg Millen (4)	11/10/84	at	Quebec	27	1-0
9.	Steve Weeks	2/14/85	at	New Jersey	19	4-0
10.	Steve Weeks (2)	3/16/65	at	St. Louis	28	5-0
11.	Mike Liut	4/4/85		Washington	40	2-0
12.	Mike Liut (2)	11/27/85	at	Los Angeles	30	9-0
13.	Steve Weeks (3)	1/20/86	at	NY Rangers	19	5-0
14.	Mike Liut (3)	3/26/86		Montreal	30	3-0
15.	Mike Liut (4)	11/21/86		St. Louis	22	4-0
16.	Mike Liut (5)	11/26/86		Buffalo	24	3-0
17.	Mike Liut (6)	12/23/86		Boston	23	2-0
18.	Steve Weeks (4)	1/24/87	at	Toronto	18	3-0
19.	Mike Liut (7)	3/13/87	at	Winnipeg	36	3-0
20.	Mike Liut (8)	11/11/87		Montreal	24	0-0
21.	Mike Liut (9)	1/23/88		Minnesota	33	5-0
22.	Mike Liut (10)	10/29/88		New Jersey	29	3-0
23.	Peter Sidorkiewicz	12/6/88		Buffalo	31	9-0
24.	Peter Sidorkiewicz (2)	1/23/89	at	Quebec	27	5-0
25.	Peter Sidorkiewicz (3)	3/3/89		Toronto	21	3-0
26.	Peter Sidorkiewicz (4)	3/25/89		St. Louis	29	4-0
27.	Mike Liut (11)	10/25/89		Quebec	22	2-0
28.	Mike Liut (12)	10/28/89	at	Boston	25	1-0
29.	Mike Liut (13)	11/14/89	at	Detroit	26	3-0
30.	Peter Sidorkiewicz (5)	3/13/90	at	Vancouver	18	1-0
31.	Daryl Reaugh	12/22/90		Philadelphia	26	1-0
32.	Peter Sidorkiewicz (6)	2/2/91	at	Philadelphia	20	2-0
33.	Kay Whitmore	10/23/91		San Jose	33	3-0
34.	Peter Sidorkiewicz (7)	2/22/92		Quebec	30	4-0
35.	Peter Sidorkiewicz (8)	3/3/92		Boston	21	4-0
36.	Kay Whitmore (2)	3/11/92		Los Angeles	21	4-0
37.	Kay Whitmore (3)	3/13/92	at	Winnipeg	40	1-0
38.	Jeff Reese	11/27/93		Florida	31	4-0
39.	Sean Burke	1/5/94		Winnipeg	20	4-0
40.	Sean Burke (2)	1/8/94		NY Islanders	28	6-0
41.	Sean Burke (3)	10/7/95		NY Rangers	37	2-0
42.	Jeff Reese (2)	11/24/95	at	Toronto	30	4-0
43.	Sean Burke (4)	1/3/96		Washington	33	2-0
44.	Sean Burke (5)	1/16/96		Vancouver	25	3-0
45.	Jason Muzzatti	4/4/96	at	New Jersey	40	1-0
46.	Sean Burke (6)	4/13/96		Boston	34	2-0
47.	Sean Burke (7)	10/5/96		Phoenix	30	1-0
48.	Sean Burke (8)	2/22/97		Washington	28	2-0
49.	Sean Burke (9)	3/5/97		Calgary	30	2-0
50.	Sean Burke (10)	3/7/97		Montreal	26	2-0
51.	Sean Burke (11)	11/28/97		Tampa Bay	27	2-0
52.	Trevor Kidd	4/1/98	at	New Jersey	37	4-0
53.	Trevor Kidd (2)	4/4/98	at	Montreal	24	1-0
54.	Trevor Kidd (3)	4/6/98	at	Boston	27	3-0
55.	Arturs Irbe	10/28/98		Chicago	21	2-0
56.	Arturs Irbe (2)	10/31/98	at	Boston	34	2-0
57.	Trevor Kidd (4)	11/25/98		San Jose	36	3-0
58.	Arturs Irbe (3)	12/12/98		Detroit	35	3-0
59.	Arturs Irbe (4)	12/15/98		Edmonton	29	3-0
60.	Arturs Irbe (5)	12/23/98	at	NY Rangers	29	1-0
61.	Trevor Kidd (5)	1/31/99	at	Boston	36	0-0
62.	Arturs Irbe (6)	4/14/99		Washington	19	3-0
63.	Arturs Irbe (7)	10/7/99	at	Philadelphia	30	2-0
64.	Eric Fichaud	10/30/99	at	NY Islanders	24	4-0
65.	Arturs Irbe (8)	11/20/99		Dallas	24	1-0
66.	Arturs Irbe (9)	1/9/00		NY Rangers	30	1-0
67.	Arturs Irbe (10)	3/21/00	at	New Jersey	22	5-0
68.	Arturs Irbe (11)	4/2/00		Philadelphia	31	1-0
69.	Arturs Irbe (12)	11/12/00		Ottawa	29	4-0
70.	Arturs Irbe (13)	11/16/00		Ottawa	27	1-0
71.	Arturs Irbe (14)	11/30/00		Philadelphia	25	2-0
72.	Arturs Irbe (15)	1/14/01		Anaheim	27	4-0
73.	Arturs Irbe (16)	3/15/01		Washington	25	3-0
74.	Arturs Irbe (17)	3/21/01		Buffalo	26	1-0
75.	Arturs Irbe (18)	10/7/01		Dallas	32	3-0
76.	Tom Barrasso	11/4/01		Phoenix	28	1-0
77.	Tom Barrasso (2)	12/16/01	at	Pittsburgh	11	7-0
78.	Arturs Irbe (19)	1/15/02		Minnesota	22	2-0
79.	Arturs Irbe (20)	3/30/02	at	Boston	30	2-0
80.	Kevin Weekes	11/7/02		Buffalo	26	2-0
81.	Kevin Weekes (2)	12/22/02		Dallas	28	1-0
82.	Kevin Weekes (3)	3/6/03	at	Pittsburgh	21	4-0
83.	Kevin Weekes (4)	3/7/03		Minnesota	22	1-0
84.	Kevin Weekes (5)	3/15/03		Los Angeles	23	0-0
85.	Kevin Weekes (6)	10/23/03	at	Boston	18	2-0
86.	Kevin Weekes (7)	10/28/03		San Jose	28	3-0
87.	Kevin Weekes (8)	11/23/03		Tampa Bay	21	0-0
88.	Kevin Weekes (9)	11/26/03		NY Islanders	28	2-0
89.	Kevin Weekes (10)	1/6/03		St Louis	19	2-0
90.	Kevin Weekes (11)	1/27/04	at	Toronto	32	2-0
91.	Ward/Gerber	10/22/05	at	Washington	1/17	4-0
92.	Martin Gerber	11/5/05		Florida	27	2-0
93.	Martin Gerber (2)	11/11/05	at	Florida	26	1-0
94.	Martin Gerber (3)	1/7/06	at	NY Islanders	30	3-0
95.	Cam Ward	11/9/06		Washington	20	5-0
96.	Cam Ward (2)	3/9/07	at	Washington	25	3-0
97.	Cam Ward (3)	11/5/07		Washington	35	5-0
98.	Cam Ward (4)	12/3/07	at	NY Rangers	28	4-0
99.	Cam Ward (5)	1/8/08	at	Boston	19	1-0
100.	Cam Ward (6)	3/12/08	at	Chicago	25	3-0
101.	Cam Ward (7)	10/30/08	at	St. Louis	19	1-0
102.	Cam Ward (8)	1/19/09	at	Toronto	35	2-0
103.	Cam Ward (9)	1/31/09		Atlanta	19	2-0
104.	Cam Ward (10)	2/15/09	at	Buffalo	36	3-0
105.	Cam Ward (11)	3/9/09		NY Rangers	28	3-0
106.	Cam Ward (12)	4/7/09		NY Islanders	12	9-0
107.	Manny Legace	3/7/10	at	Atlanta	27	4-0
108.	Cam Ward (13)	11/26/10	at	Boston	37	3-0
109.	Cam Ward (14)	12/29/10	at	Ottawa	37	4-0
110.	Cam Ward (15)	3/15/11	at	Buffalo	40	1-0
111.	Cam Ward (16)	4/6/11		Detroit	42	3-0
112.	Cam Ward (17)	10/28/11		Chicago	30	3-0
113.	Cam Ward (18)	1/20/12		Washington	23	3-0
114.	Cam Ward (19)	2/2/12	at	Boston	47	3-0
115.	Justin Peters	2/20/12		Washington	17	5-0
116.	Cam Ward (20)	3/15/12		St. Louis	40	2-0
117.	Cam Ward (21)	3/27/12	at	Toronto	30	3-0
118.	Dan Ellis	2/1/13		Ottawa	33	1-0
119.	Justin Peters (2)	3/12/13	at	Washington	26	4-0
120.	Justin Peters (3)	11/7/13		NY Islanders	21	1-0
121.	Anton Khudobin	3/27/14	at	Florida	35	3-0
122.	Cam Ward (22)	11/1/14		Arizona	25	3-0
123.	Anton Khudobin (2)	2/27/15		Washington	28	3-0
124.	Cam Ward (23)	10/21/15	at	Colorado	26	1-0
125.	Eddie Lack	1/21/16	at	Toronto	32	1-0
126.	Eddie Lack (2)	1/26/16		Chicago	26	5-0
127.	Cam Ward (24)	11/15/16		San Jose	22	1-0
128.	Cam Ward (25)	12/4/16		Tampa Bay	30	1-0
129.	Eddie Lack (3)	2/24/17		Ottawa	34	3-0
130.	Cam Ward (26)	1/4/18	at	Pittsburgh	21	4-0
131.	Cam Ward (27)	2/1/18		Montreal	27	2-0

SHUTOUTS

OPPONENTS SHUTOUTS

	GOALTENDER	DATE		OPPONENT	SAVES	SCORE
1.	Ed Mio	12/9/79	at	Edmonton	30	3-0
2.	Mike Liut	12/29/79	at	St. Louis	36	3-0
3.	Markus Mattsson	3/26/80	at	Winnipeg	27	7-0
4.	Glenn Resch	11/20/80	at	NY Islanders	24	5-0
5.	Glen Hanlon	3/1/81	at	Vancouver	28	3-0
6.	Dave Parro	11/14/81		Washington	44	4-0
7.	Denis Herron	2/28/82		Montreal	28	5-0
8.	Denis Herron (2)	3/13/82	at	Montreal	24	5-0
9.	Pete Peeters	11/27/82	at	Boston	16	8-0
10.	Frank Caprice	1/15/84	at	Vancouver	30	5-0
11.	Doug Keans	1/21/84		Boston	32	2-0
12.	Dan Bouchard	1/28/84	at	Quebec	23	3-0
13.	Mike Liut (2)	3/13/84	at	St. Louis	20	2-0
14.	Glen Hanlon (2)	4/1/84	at	NY Rangers	26	2-0
15.	Marc Behrend	11/7/84		Winnipeg	29	3-0
16.	Warren Skorodenski	11/17/84		Chicago	32	7-0
17.	Kelly Hrudey	12/21/84		NY Islanders	25	1-0
18.	Roberto Romano	12/28/84	at	Pittsburgh	34	4-0
19.	Tom Barrasso	1/19/85		Buffalo	14	2-0
20.	Doug Keans (2)	3/7/85	at	Boston	21	4-0
21.	Pelle Lindbergh	10/24/85	at	Philadelphia	24	3-0
22.	Tom Barrasso (2)	11/19/85		Buffalo	23	2-0
23.	Bob Froese	11/21/85	at	Philadelphia	24	3-0
24.	Reddick/Berthiaume	1/9/87	at	Winnipeg	29	3-0
25.	Tom Barrasso (3)	4/5/87	at	Buffalo	14	6-0
26.	Brian Hayward	11/11/87		Montreal	23	0-0
27.	Rick Wamsley	12/17/87		St. Louis	22	2-0
28.	Kelly Hrudey (2)	2/20/88	at	NY Islanders	29	3-0
29.	Patrick Roy	3/12/88	at	Montreal	17	5-0
30.	Pete Peeters (2)	2/3/89	at	Washington	31	1-0
31.	Patrick Roy (2)	2/4/90	at	Montreal	19	2-0
32.	Daren Puppa (1)	3/10/90		Buffalo	31	5-0
33.	Jon Casey	10/24/90	at	Minnesota	33	3-0
34.	Clint Malarchuk	10/28/90	at	Buffalo	29	5-0
35.	Andy Moog	1/21/91	at	Boston	23	3-0
36.	Ed Belfour	11/10/91	at	Chicago	18	3-0
37.	Jeff Reese	12/4/91		Toronto	26	3-0
38.	Tim Cheveldae	2/23/92		Detroit	24	4-0
39.	Stephane Fiset	3/9/92	at	Quebec	30	2-0
40.	Tim Cheveldae (2)	11/14/92		Detroit	19	2-0
41.	Ed Belfour (2)	3/28/93	at	Chicago	16	3-0
42.	Dominik Hasek	12/11/93		Buffalo	25	3-0
43.	Patrick Roy (3)	1/26/94		Montreal	30	3-0
44.	Chris Osgood	2/24/94	at	Detroit (in CLE)	17	3-0
45.	Chris Terreri	3/10/94	at	New Jersey	22	4-0
46.	Mike Richter	3/16/94	at	NY Rangers	27	4-0
47.	Jim Carey	3/20/95		Washington	30	6-0
48.	Daren Puppa (2)	3/31/95	at	Tampa Bay	25	2-0
49.	J.C. Bergeron	4/9/95		Tampa Bay	23	3-0
50.	Blaine Lacher	4/26/95	at	Boston	22	1-0
51.	John Vanbiesbrouck	10/21/95	at	Florida	24	3-0
52.	Craig Billington	10/28/95	at	Boston	27	3-0
53.	Don Beaupre	11/2/95		Ottawa	41	5-0
54.	Martin Brodeur	11/14/95	at	New Jersey	16	1-0
55.	Ken Wreggett	12/9/95	at	Pittsburgh	35	6-0
56.	Jim Carey (2)	12/30/95	at	Washington	26	3-0
57.	Bill Ranford	2/14/96		Boston	20	3-0
58.	Ron Hextall	3/25/96	at	Philadelphia	21	3-0
59.	John Vanbiesbrouck (2)	10/12/96	at	Florida	21	6-0
60.	Garth Snow	12/14/96		Philadelphia	21	4-0
61.	Patrick Lalime	1/15/97		Pittsburgh	31	3-0
62.	Martin Brodeur (2)	2/13/97	at	New Jersey	20	4-0
63.	Martin Brodeur (3)	3/13/97	at	New Jersey	35	6-0
64.	Arturs Irbe	3/21/97	at	Dallas	16	2-0
65.	Patrick Roy (4)	3/25/97		Colorado	46	4-0
66.	John Vanbiesbrouck (3)	1/27/98	at	Florida	31	3-0
67.	Tommy Salo	1/30/98	at	NY Islanders	32	2-0
68.	Martin Brodeur (4)	3/12/98		New Jersey	21	2-0
69.	Olaf Kolzig	3/18/98	at	Washington	36	1-0
70.	Mike Richter (2)	10/30/98	at	NY Rangers	30	1-0
71.	Mike Vernon	11/12/98	at	San Jose	20	3-0
72.	Hextall/ Vanbiesbrouck	1/9/99	at	Philadelphia	20	2-0
73.	Byron Dafoe	1/31/99	at	Boston	24	0-0
74.	Garth Snow (2)	2/26/99	at	Vancouver	23	1-0
75.	Jose Theodore	4/7/99	at	Montreal	27	2-0
76.	Curtis Joseph	11/3/99		Toronto	24	6-0
77.	Felix Potvin	11/10/99		NY Islanders	25	2-0
78.	Jose Theodore (2)	1/30/00	at	Montreal	23	3-0
79.	Jose Theodore (3)	2/17/00		Montreal	26	3-0
80.	Curtis Joseph (2)	11/8/00	at	Toronto	27	5-0
81.	Patrick Lalime (2)	12/3/00		Ottawa	28	2-0
82.	Robert Esche	2/16/01		Phoenix	33	2-0
83.	Roman Cechmanek	2/19/01	at	Philadelphia	21	4-0
84.	Kevin Weekes	3/8/01	at	Tampa Bay	20	1-0
85.	Olaf Kolzig (2)	3/28/01	at	Washington	18	7-0
86.	Chris Osgood	10/17/01		NY Islanders	20	4-0
87.	Nikolai Khabibulin	11/17/01	at	Tampa Bay	26	2-0
88.	Nikolai Khabibulin (2)	11/25/01		Tampa Bay	41	4-0
89.	Mike Richter (3)	11/29/01	at	NY Rangers	22	5-0
90.	Evgeni Nabokov	2/10/02	at	San Jose	24	4-0
91.	Roberto Luongo	12/6/02		Florida	40	2-0
92.	Chris Osgood (2)	12/28/02	at	NY Islanders	25	3-0
93.	Mike Dunham	12/31/02		NY Rangers	30	2-0
94.	Sebastien Caron	1/15/03		Pittsburgh	26	2-0
95.	Martin Gerber	2/23/03		Anaheim	28	4-0
96.	Olaf Kolzig (3)	3/2/03	at	Washington	21	2-0
97.	Cristobal Huet	3/15/03		Los Angeles	30	0-0
98.	Mathieu Garon	3/30/03		Montreal	33	4-0
99.	Mika Noronen	11/21/03	at	Buffalo	35	5-0
100.	Nikolai Khabibulin (3)	11/23/03		Tampa Bay	37	0-0
101.	Miikka Kiprusoff	12/11/03	at	Calgary	23	1-0
102.	Brian Boucher	1/4/04		Phoenix	26	3-0
103.	Jose Theodore(4)	2/28/04	at	Montreal	18	1-0
104.	Marc Denis	3/2/04		Columbus	25	3-0
105.	Pasi Nurminen	3/15/04	at	Atlanta	31	1-0
106.	Dunham/Berkhoel	11/12/05		Atlanta	5/14	9-0
107.	Martin Brodeur (5)	2/3/06	at	New Jersey	28	3-0
108.	Martin Biron	4/18/06		Buffalo	33	4-0
109.	Martin Brodeur (6)	10/6/06		New Jersey	29	4-0
110.	Cristobal Huet (2)	11/2/06		Montreal	31	4-0
111.	Henrik Lundqvist	11/21/06	at	NY Rangers	34	4-0
112.	Miikka Kiprusoff (2)	12/5/06	at	Calgary	23	3-0
113.	Marc-Andre Fleury	1/2/07	at	Pittsburgh	31	3-0
114.	Curtis Joseph (3)	1/4/07		Phoenix	29	2-0
115.	Johan Holmqvist	2/1/07		Tampa Bay	31	4-0
116.	Ray Emery	2/28/07	at	Ottawa	27	2-0
117.	Olaf Kolzig (4)	10/6/07	at	Washington	23	2-0
118.	Johan Hedberg	11/16/07		Atlanta	31	3-0
119.	Emery/Gerber	12/12/07		Ottawa	1/31	6-0
120.	Manny Legace	1/5/08	at	St. Louis	27	1-0
121.	Chris Mason	2/5/08	at	Nashville	31	1-0
122.	Tomas Vokoun	2/12/09		Florida	42	5-0
123.	Ray Emery (2)	10/2/09		Philadelphia	28	2-0
124.	Martin Brodeur (7)	10/17/09	at	New Jersey	26	2-0
125.	Tomas Vokoun (2)	11/4/09	at	Florida	32	3-0
126.	Marty Turco	11/23/09	at	Dallas	22	2-0
127.	Ilya Bryzgalov	3/13/10		Phoenix	29	4-0
128.	Johan Hedberg (2)	3/27/10		Atlanta	34	4-0
129.	Martin Brodeur (8)	4/3/10		New Jersey	26	4-0
130.	Michal Neuvirth	10/27/10		Washington	29	3-0
131.	Brent Johnson	10/30/10		Pittsburgh	33	3-0
132.	Tim Thomas	1/17/11	at	Boston	31	7-0
133.	James Reimer	2/3/11	at	Toronto	27	3-0
134.	Carey Price	11/16/11	at	Montreal	25	4-0
135.	Jhonas Enroth	11/18/11		Buffalo	34	1-0
136.	Jose Theodore (5)	3/11/12	at	Florida	34	2-0
137.	Martin Brodeur (9)	3/31/12		New Jersey	22	5-0
138.	Peter Budaj	2/18/13	at	Montreal	19	3-0
139.	Braden Holtby	2/26/13	at	Washington	33	3-0
140.	Ben Bishop	4/4/13		Tampa Bay	45	5-0
141.	Ben Bishop (2)	11/1/13		Tampa Bay	31	3-0
142.	Eddie Lack	12/9/13	at	Vancouver	31	2-0
143.	Sergei Bobrovsky	1/10/14	at	Columbus	36	3-0
144.	Karri Ramo	1/13/14		Calgary	23	2-0
145.	Carey Price (2)	1/28/14	at	Montreal	36	3-0
146.	Jonas Hiller	10/23/14	at	Calgary	16	5-0
147.	Troy Grosenick	11/16/14		San Jose	45	2-0
148.	Luongo/Montoya	11/26/14	at	Florida	11/22	1-0
149.	Cam Talbot	12/21/14	at	NY Rangers	18	1-0
150.	Ryan Miller	1/16/15		Vancouver	28	3-0
151.	Dan Ellis	3/14/15		Florida	27	2-0
152.	Carey Price (3)	3/19/15	at	Montreal	31	4-0
153.	Petr Mrazek	4/11/15		Detroit	35	2-0
154.	Jonathan Quick	10/23/15	at	Los Angeles	40	3-0
155.	Henrik Lundqvist (2)	11/10/15	at	NY Rangers	33	3-0
156.	Roberto Luongo (2)	12/18/15		Florida	24	2-0
157.	Cam Talbot (2)	1/4/16	at	Edmonton	29	1-0
158.	Marc-Andre Fleury (2)	1/17/16	at	Pittsburgh	22	5-0
159.	Peter Budaj (2)	1/26/17		Los Angeles	22	3-0
160.	Braden Holtby (2)	2/7/17	at	Washington	23	5-0
161.	Curtis McElhinney	2/19/17		Toronto	37	4-0
162.	Kari Lehtonen	4/1/17		Dallas	25	3-0
163.	Jaroslav Halak	4/6/17		NY Islanders	29	3-0
164.	Jacob Markstrom	12/5/17	at	Vancouver	30	3-0
165.	Thomas Greiss	2/16/18		NY Islanders	45	3-0

TEAM PENALTY SHOTS

SHOOTER	DATE	RESULT	OPPONENT	GOALTENDER
1. Mike Rogers	2/22/81	Missed	NY Rangers	Doug Soetaert
2. Blaine Stoughton	3/5/83	Missed	at Quebec	Clint Malarchuk
3. Blaine Stoughton (2)	3/29/83	SCORED	Buffalo	Bob Sauve
4. Bob Crawford	2/1/84	SCORED	at Detroit	Ken Holland
5. Tony Currie	3/17/84	Missed	Pittsburgh	Denis Herron
6. Ron Francis	1/17/86	SCORED	Quebec	Richard Sevigny
7. Dave Tippett	10/31/87	SCORED	Philadelphia	Ron Hextall
8. Dave Tippett (2)	1/9/88	Missed	Pittsburgh	Gilles Meloche
9. Dean Evason	1/13/88	Missed	at Chicago	Darren Pang
10. Kevin Dineen	10/19/89	Missed	at NY Rangers	Mike Richter
11. John Cullen	1/16/92	Missed	at Boston	Andy Moog
12. Murray Craven	3/24/92	SCORED	at Washington	Don Beaupre
13. Andrew Cassels	4/6/94	SCORED	NY Islanders	Ron Hextall
14. Sami Kapanen	3/12/97	SCORED	Boston	Jim Carey
15. Sami Kapanen (2)	1/7/99	Missed	at Pittsburgh	Tom Barrasso
16. Erik Cole	11/29/03	Missed	Pittsburgh	Sebastien Caron
17. Erik Cole (2)	4/2/04	Missed	NY Islanders	Rick Dipietro
18. Erik Cole (3)	11/9/05	SCORED	Buffalo	Martin Biron
19. Erik Cole (4)	11/9/05	Missed	Buffalo	Martin Biron
20. Erik Cole (5)	11/11/05	Missed	at Florida	Roberto Luongo
21. ***Justin Williams***	11/20/05	SCORED	Tampa Bay	John Grahame
22. Frantisek Kaberle	1/13/06	SCORED	Nashville	Tomas Vokoun
23. Erik Cole (6)	1/21/06	SCORED	at Washington	Olaf Kolzig
24. Erik Cole (7)	2/9/06	Missed	at Tampa Bay	John Grahame
25. Eric Staal	12/8/06	Missed	at Vancouver	Roberto Luongo
26. Erik Cole (8)	1/6/07	Missed	NY Islanders	Rick DiPietro
27. Eric Belanger	1/30/07	Missed	Toronto	Andrew Raycroft
28. ***Justin Williams (2)***	3/28/07	Missed	at Philadelphia	Martin Biron
29. Eric Staal (2)	10/26/07	SCORED	Montreal	Cristobal Huet
30. Chad LaRose	11/30/07	Missed	Washington	Olaf Kolzig
31. Chad LaRose (2)	12/28/07	SCORED	Boston	Tim Thomas
32. Eric Staal (3)	1/18/08	SCORED	Edmonton	Mathieu Garon
33. Matt Cullen	2/5/09	SCORED	at San Jose	Evgeni Nabokov
34. Eric Staal (4)	3/3/09	SCORED	at Washington	Michal Neuvirth
35. Ray Whitney	10/23/09	Missed	at Colorado	Craig Anderson
36. Eric Staal (5)	1/16/10	Missed	Atlanta	Ondrej Pavelec
37. Brandon Sutter	3/10/10	Missed	at Washington	Jose Theodore
38. Tom Kostopoulos	11/9/10	Missed	Edmonton	Devan Dubnyk
39. Chad LaRose (3)	3/29/11	Missed	at Washington	Semyon Varlamov
40. Eric Staal (6)	10/28/11	Missed	Chicago	Corey Crawford
41. Patrick Dwyer	11/14/11	SCORED	Philadelphia	Sergei Bobrovsky
42. Jiri Tlusty	12/6/11	SCORED	at Calgary	Miikka Kiprusoff
43. Jeff Skinner	12/7/11	Missed	at Edmonton	Devan Dubnyk
44. Eric Staal (7)	3/7/13	Missed	Montreal	Carey Price
45. Jeff Skinner (2)	12/12/13	Missed	at Calgary	Karri Ramo
46. Jeff Skinner (3)	3/7/14	SCORED	NY Rangers	Henrik Lundqvist
47. Brad Malone	2/3/15	SCORED	at Anaheim	Frederik Andersen
48. Jeff Skinner (4)	12/12/15	Missed	at Arizona	Anders Lindback
49. Elias Lindholm	1/24/16	SCORED	Calgary	Karri Ramo
50. Jeff Skinner (5)	3/13/17	SCORED	at NY Islanders	Thomas Greiss
51. Jeff Skinner (6)	11/4/17	Missed	at Arizona	Antti Raanta
52. Jeff Skinner (7)	12/1/17	Missed	at NY Rangers	Henrik Lundqvist

OPPONENT PENALTY SHOTS

SHOOTER	DATE	RESULT	OPPONENT	GOALTENDER
1. Claude Larose	1/7/80	SAVED	at NY Rangers	Al Smith
2. Steve Kasper	1/27/86	SAVED	at Boston	Mike Liut
3. Mike Gartner	1/17/87	Scored	Washington	Mike Liut
4. Mats Naslund	1/19/87	Scored	at Montreal	Mike Liut
5. Jimmy Carson	11/3/89	SAVED	at Detroit	Mike Liut
6. Bob Sweeney	12/12/90	Scored	Boston	Peter Sidorkiewicz
7. Randy Burridge	3/31/91	SAVED	at Boston	Kay Whitmore
8. Luc Robitaille	2/6/92	Scored	at Los Angeles	Kay Whitmore
9. Michal Pivonka	1/21/95	SAVED	Washington	Sean Burke
10. Wayne Presley	3/8/96	SAVED	Toronto	Sean Burke
11. Brian Bradley	4/3/96	SAVED	at Tampa Bay	Sean Burke
12. Brendan Shanahan	11/5/97	SAVED	Detroit	Trevor Kidd
13. Kevyn Adams	2/14/00	SAVED	at Toronto	Arturs Irbe
14. Ray Ferraro	2/21/01	Scored	Atlanta	Arturs Irbe
15. Joe Sacco	3/30/01	Scored	Washington	Arturs Irbe
16. Anson Carter	11/11/01	SAVED	Edmonton	Tom Barrasso
17. Pavel Bure	1/25/02	SAVED	Florida	Arturs Irbe
18. Jan Hlavac	11/6/03	Scored	NY Rangers	Kevin Weekes
19. Chris Phillips	12/28/05	SAVED	at Ottawa	Cam Ward
20. Michael Ryder	12/31/05	SAVED	Montreal	Martin Gerber
21. Martin Straka	3/14/06	SAVED	NY Rangers	Martin Gerber
22. Marc Savard	4/1/06	Scored	at Atlanta	Cam Ward
23. Jim Slater	4/8/06	SAVED	at Atlanta	Martin Gerber
24. John Pohl	12/15/06	SAVED	Toronto	Cam Ward
25. Ales Kotalik	12/28/06	Scored	at Buffalo	John Grahame
26. Tomas Plekanec	2/17/07	Scored	at Montreal	Cam Ward
27. Bryan Allen	4/7/07	SAVED	Florida	John Grahame
28. Richard Park	10/27/07	SAVED	at NY Islanders	John Grahame
29. Vincent Lecavalier	11/8/07	SAVED	Tampa Bay	Cam Ward
30. Mike Richards	11/21/07	SAVED	Philadelphia	Cam Ward
31. Drew Stafford	12/1/07	SAVED	at Buffalo	John Grahame
32. Nathan Horton	2/16/08	Scored	Florida	John Grahame
33. Doug Weight	10/25/08	SAVED	at NY Islanders	Cam Ward
34. Alex Tanguay	10/28/08	Scored	at Montreal	Cam Ward
35. Alex Ovechkin	12/7/08	SAVED	Washington	Michael Leighton
36. Guillaume Latendresse	12/16/08	Scored	Montreal	Cam Ward
37. Evgeni Malkin	4/4/09	SAVED	Pittsburgh	Cam Ward
38. Derek Roy	4/9/09	Scored	Buffalo	Michael Leighton
39. Mike Richards	1/23/10	SAVED	at Philadelphia	Cam Ward
40. Sean Bergenheim	12/20/10	SAVED	at Tampa Bay	Justin Peters
41. Jack Skille	11/29/11	SAVED	Florida	Cam Ward
42. Alex Ovechkin (2)	1/2/14	SAVED	at Washington	Anton Khudobin
43. Tyler Ennis	3/13/14	Scored	Buffalo	Cam Ward
44. Brian Gibbons	4/1/14	SAVED	at Pittsburgh	Anton Khudobin
45. Dustin Brown	11/22/15	Scored	Los Angeles	Cam Ward
46. Brayden Schenn	11/23/15	SAVED	at Philadelphia	Eddie Lack
47. Brandon Saad	11/11/17	SAVED	Chicago	***Scott Darling***

INDIVIDUAL RECORDS IN A SEASON SERIES

MOST GOALS

Eric Staal . . . . . 8 – vs. Tampa Bay, 2008-09
Sylvain Turgeon . . . . . 7 – vs. Montreal, 1985-86
Kevin Dineen . . . . . 7 – vs. Buffalo, 1988-89
Pat Verbeek . . . . . 7 – vs. Quebec, 1989-90
Geoff Sanderson . . . . . 7 – vs. Boston, 1992-93
Pat Verbeek . . . . . 7 – vs. Buffalo, 1992-93
Geoff Sanderson . . . . . 7 – vs. Buffalo, 1996-97
Erik Cole. . . . . 7 – vs. Washington, 2006-07
Eric Staal . . . . . 7 – vs. Atlanta, 2007-08

Mike Rogers . . . . . 6 – vs. Colorado, 1979-80
Mike Rogers . . . . . 6 – vs. Quebec, 1979-80
Blaine Stoughton. . . . . 6 – vs. Vancouver, 1979-80
Ron Francis . . . . . 6 – vs. Buffalo, 1982-83
Blaine Stoughton. . . . . 6 – vs. Montreal, 1982-83
Kevin Dineen . . . . . 6 – vs. Boston, 1984-85
Kevin Dineen . . . . . 6 – vs. Buffalo, 1985-86
Kevin Dineen . . . . . 6 – vs. NY Rangers, 1986-87
Dean Evason . . . . . 6 – vs. Montreal, 1986-87

Sylvain Turgeon . . . . . 6 – vs. Quebec, 1987-88
Ray Ferraro . . . . . 6 – vs. Quebec, 1988-89
Kevin Dineen . . . . . 6 – vs. Montreal, 1988-89
Kevin Dineen . . . . . 6 – vs. Los Angeles, 1989-90
Sami Kapanen . . . . . 6 – vs. Edmonton, 1997-98
Rod Brind'Amour . . . . . 6 – vs. Washington, 2005-06
Eric Staal . . . . . 6 – vs. Tampa Bay, 2006-07
Eric Staal . . . . . 6 – vs. NY Islanders, 2008-09
Jussi Jokinen. . . . . 6 – vs. Atlanta, 2009-10

MOST ASSISTS

Ron Francis . . . . . 13 – vs. Boston, 1986-87
Dave Babych . . . . . 10 – vs. Buffalo, 1987-88
Ron Francis . . . . . 9 – vs. Boston, 1984-85
Ron Francis . . . . . 9 – vs. Montreal, 1984-85
Dave Babych . . . . . 9 – vs. Buffalo, 1988-89
Pat Verbeek . . . . . 9 – vs. Montreal, 1989-90
John Cullen . . . . . 9 – vs. Buffalo, 1991-92

Eric Staal . . . . . 9 – vs. Atlanta, 2007-08
Rod Brind'Amour . . . . . 8 – vs. Atlanta, 2006-07
Rod Brind'Amour . . . . . 8 – vs. Florida, 2006-07
Ron Francis . . . . . 8 – vs. Boston, 1985-86
Ron Francis . . . . . 8 – vs. Minnesota, 1983-84
Ron Francis . . . . . 8 – vs. Buffalo, 1986-87
Kevin Dineen . . . . . 8 – vs. Buffalo, 1988-89

Pat Verbeek . . . . . 8 – vs. Buffalo, 1991-92
Andrew Cassels . . . . . 8 – vs. Boston, 1992-93
Andrew Cassels . . . . . 8 – vs. Buffalo, 1993-94
Rod Brind'Amour . . . . . 8 – vs. Atlanta, 2005-06
Eric Staal . . . . . 8 – vs. Pittsburgh, 2005-06
Cory Stillman. . . . . 8 – vs. Washington, 2005-06

MOST POINTS

Ron Francis . . . . . 16 – vs. Boston, 1986-87
Eric Staal . . . . . 16 – vs. Atlanta, 2007-08
Kevin Dineen . . . . . 15 – vs. Buffalo, 1988-89
Pat Verbeek . . . . . 14 – vs. Quebec, 1989-90
Dave Babych . . . . . 13 – vs. Buffalo, 1987-88

Ron Francis . . . . . 13 – vs. Montreal, 1984-85
Pat Verbeek . . . . . 13 – vs. Montreal, 1989-90
John Cullen . . . . . 13 – vs. Buffalo, 1991-92
Doug Sulliman . . . . . 12 – vs. Quebec, 1980-81
Ron Francis . . . . . 12 – vs. Quebec, 1989-90

Eric Staal . . . . . 12 – vs. Pittsburgh, 2005-06
Rod Brind'Amour . . . . . 12 – vs. Atlanta, 2006-07
Rod Brind'Amour . . . . . 12 – vs. Florida, 2006-07
Erik Cole. . . . . 12 – vs. Washington, 2006-07

MOST GAME-WINNING GOALS, SEASON

Erik Cole. . . . . 9 – 2010-11
Blaine Stoughton. . . . . 9 – 1979-80
Blaine Stoughton. . . . . 8 – 1982-83
Kevin Dineen . . . . . 8 – 1985-86
Carey Wilson . . . . . 8 – 1987-88
Erik Cole. . . . . 8 – 2005-06
Justin Williams . . . . 8 – 2006-07
Eric Staal . . . . . 8 – 2008-09
Eric Staal . . . . . 8 – 2010-11

Kevin Dineen . . . . . 7 – 1986-87
Ron Francis . . . . . 7 – 1986-87
Ray Ferraro . . . . . 7 – 1988-89
Geoff Sanderson . . . . . 7 – 1995-96
Sami Kapanen . . . . . 7 – 1998-99
Jeff O'Neill . . . . . 7 – 1999-00
Jeff O'Neill . . . . . 7 – 2002-03
Eric Staal . . . . . 7 – 2007-08
Jeff Skinner. . . . . 7 – 2015-16

MOST GAME-WINNING GOALS, CAREER

Ron Francis 57
Eric Staal 47
Jeff O'Neill 38
Kevin Dineen 37
Erik Cole. 34
Rod Brind'Amour 29
Blaine Stoughton. 29
Sami Kapanen 28
Jeff Skinner. 28

Geoff Sanderson 26
Pat Verbeek 22
Sylvain Turgeon 19
Ray Whitney 19
Robert Kron 18
Ray Ferraro 17
Justin Faulk 16
Jussi Jokinen. 14
Justin Williams 14

OVERTIME RESULTS

TEAM OVERTIME RESULTS

REGULAR-SEASON OVERTIME RESULTS

YEAR	OVERALL	HOME	ROAD
1983-84	2-3-10 (.457)	1-0-5 (.583)	1-3-5 (.389)
1984-85	4-4-9 (.500)	2-3-5 (.450)	2-1-4 (.571)
1985-86	1-2-4 (.400)	0-1-2 (.333)	1-1-2 (.500)
1986-87	2-0-7 (.611)	0-0-5 (.500)	2-0-2 (.750)
1987-88	3-2-7 (.542)	3-0-5 (.688)	0-2-2 (.250)
1988-89	1-4-5 (.350)	0-3-2 (.200)	1-1-3 (.500)
1989-90	0-0-9 (.500)	0-0-5 (.500)	0-0-4 (.500)
1990-91	2-5-11 (.416)	0-1-6 (.428)	2-4-5 (.450)
1991-92	2-3-13 (.472)	0-1-10 (.455)	2-2-3 (.500)
1992-93	3-9-6 (.333)	2-4-5 (.409)	1-5-1 (.214)
1993-94	4-1-9 (.607)	3-1-6 (.600)	1-0-3 (.625)
1994-95	4-0-5 (.722)	3-0-3 (.750)	1-0-2 (.667)
1995-96	2-3-9 (.464)	1-1-4 (.500)	1-2-5 (.38)
1996-97	3-4-11 (.472)	2-1-2 (.600)	1-3-9 (.423)
1997-98	2-2-8 (.500)	0-1-7 (.438)	2-1-1 (.625)
1998-99	1-5-18 (.417)	1-2-9 (.458)	0-3-9 (.375)
1999-00	4-0-10 (.643)	3-0-5 (.688)	1-0-5 (.583)
2000-01	6-3-9 (.583)	2-0-3 (.700)	4-3-6 (.538)
2001-02	6-5-16 (.519)	4-2-11 (.559)	2-3-5 (.450)
2002-03	2-6-11 (.395)	0-3-9 (.375)	2-3-2 (.429)
2003-04	5-6-14 (.480)	3-2-8 (.538)	2-4-6 (.417)
2005-06	12-8 (.600)	7-2 (.777)	5-6 (.455)
2006-07	6-8 (.429)	3-4 (.429)	3-4 (.429)
2007-08	7-6 (.538)	4-4 (.500)	3-2 (.600)
2008-09	10-7 (.588)	4-1 (.800)	6-6 (.500)
2009-10	9-10 (.474)	7-3 (.700)	2-7 (.222)
2010-11	11-11 (.500)	7-5 (.583)	4-6 (.400)
2011-12	4-16 (.200)	3-7 (.300)	1-9 (.100)
2012-13	2-4 (.333)	1-1 (.500)	1-3 (.250)
2013-14	6-11 (.353)	3-6 (.333)	3-5 (.375)
2014-15	6-11 (.353)	4-7 (.364)	2-4 (.333)
2015-16	10-16 (.385)	3-7 (.300)	7-9 (.438)
2016-17	8-15 (.347)	5-6 (.455)	3-9 (.250)
2017-18	6-11 (.353)	4-6 (.400)	2-5 (.286)
TOTALS	**156-201-201 (.460)**	**85-85-117 (.500)**	**71-116-84 (.417)**

REGULAR-SEASON OVERTIME GOALS

GOAL SCORER	DATE	TIME	RESULT	OPP. GOALIE
1. Blaine Stoughton	11/26/83	4:52	4-3 win vs. NYR	Steve Weeks
2. Tony Currie	3/24/84	0:46	3-2 win at QUE	Dan Bouchard
3. Risto Siltanen	10/13/84	2:25	3-2 win vs. BOS	Pete Peeters
4. Greg Malone	12/8/84	4:27	4-3 win at NYI	Kelly Hrudey
5. Pat Boutette	12/15/84	3:23	4-3 win vs. MTL	Doug Soetaert
6. Mike Crombeen	2/21/85	3:45	4-3 win at NYR	Glen Hanlon
7. Kevin Dineen	10/17/85	1:49	4-3 win at NJ	Glenn Resch
8. Kevin Dineen (2)	12/21/86	2:57	4-3 win at NYR	J. Vanbiesbrouck
9. Ron Francis	1/19/87	4:57	5-4 win at MTL	Brian Hayward
10. Sylvain Turgeon	10/17/87	3:59	4-3 win vs. NJ	Alain Chevrier
11. Kevin Dineen	1/2/88	0:55	5-4 win vs. PIT	Gilles Meloche
12. Ray Ferraro	1/24/88	2:21	2-1 win vs. DET	Sam St. Laurent
13. Brian Lawton	1/4/89	3:19	5-4 win at BUF	Daren Puppa
14. Randy Cunneyworth	11/10/90	0:49	3-2 win at MIN	Jon Casey
15. Scott Young	12/7/90	0:53	4-3 win at BUF	Clint Malarchuk
16. Adam Burt	2/29/92	4:58	5-4 win at MIN	Jon Casey (2)
17. Andrew Cassels	4/15/92	1:38	4-3 win at PHI	Dominik Roussel
18. Murray Craven	11/28/92	2:53	4-3 win vs. BOS	Rejean Lemelin
19. Murray Craven (2)	3/16/93	1:03	4-3 win at TB	Wendell Young
20. Mark Janssens	4/14/93	1:08	5-4 win vs. NYI	Mark Fitzpatrick
21. Brian Propp	11/10/93	0:20	4-3 win vs. OTT	Darrin Madeley
22. Robert Kron	11/23/93	3:55	2-1 win at FLA	J. Vanbiesbrouck (2)
23. Geoff Sanderson	12/26/93	4:10	3-2 win vs. OTT	Craig Billington
24. Andrew Cassels (2)	3/30/94	3:15	3-2 win vs. CHI	Jeff Hackett
25. Darren Turcotte	2/22/95	2:59	3-2 win vs. BOS	Blaine Lacher
26. Robert Kron (2)	3/4/95	1:11	3-2 win vs. TB	Darren Puppa (2)
27. Geoff Sanderson (2)	3/26/95	2:16	4-3 win at WSH	Jim Carey
28. Darren Turcotte (2)	4/14/95	1:04	4-3 win vs. MTL	Patrick Roy
29. Adam Burt (2)	2/9/96	3:24	3-2 win at COL	Patrick Roy (2)
30. Geoff Sanderson (3)	2/17/96	1:49	2-1 win vs. BUF	Dominik Hasek
31. Curtis Leschyshyn	11/9/96	4.55	4-3 win vs. BUF	Dominik Hasek (2)
32. Robert Kron (3)	12/21/96	2:11	6-5 win vs. TB	Rick Tabaracci
33. Robert Kron (4)	1/22/97	4:46	2-1 win vs. FLA	Mark Fitzpatrick (2)
34. Bates Battaglia	1/10/98	1:59	2-1 win at NYI	Wade Flaherty
35. Jeff O'Neill	3/6/98	2:34	5-4 win at PHX	Nikolai Khabibulin
36. Gary Roberts	1/28/99	3:18	3-2 win vs. NYR	Mike Richter
37. Nolan Pratt	12/26/99	0:27	4-3 win vs. FLA	M. Shtalenkov
38. Marek Malik	1/24/99	0:55	3-2 win vs. MTL	Jose Theodore
39. Jeff O'Neill (2)	1/28/00	0:16	4-3 win vs. NJ	Chris Terreri
40. Jeff O'Neill (3)	2/26/00	2:28	2-1 win at FLA	Mike Vernon
41. Sandis Ozolinsh	10/31/00	2:35	6-5 win vs. TB	Kevin Weekes
42. Bates Battaglia (2)	11/29/00	1:41	2-1 win at FLA	Trevor Kidd
43. Ron Francis (2)	1/16/01	0:33	3-2 win at MTL	Jose Theodore (2)
44. Jeff O'Neill (4)	2/7/01	0:25	2-1 win at PHX	Sean Burke
45. Rod Brind'Amour	3/30/01	3:07	4-3 win vs. WSH	Olaf Kolzig
46. Shane Willis	4/1/01	1:18	3-2 win at OTT	Patrick Lalime
47. Jeff O'Neill (5)	10/20/01	1:33	2-1 win vs. ATL	Milan Hnilicka
48. Sami Kapanen	10/28/01	1:33	3-2 win vs. LA	Felix Potvin
49. Josef Vasicek	11/4/01	0:52	1-0 win vs. PHX	Sean Burke (2)
50. Ron Francis (3)	12/10/01	2:36	4-3 win at NYR	Mike Richter (2)
51. Erik Cole	12/21/01	1:28	5-4 win vs. ATL	Milan Hnilicka (2)
52. Sean Hill	3/5/02	1:36	2-1 win at CHI	Steve Passmore
53. Aaron Ward	12/20/02	3:52	3-2 win at ATL	Byron Dafoe
54. Craig Adams	3/12/03	3:41	3-2 win at BUF	Martin Biron
55. Eric Staal	11/8/03	2:44	3-2 win vs. LA	Roman Cechmanek
56. Jeff O'Neill (6)	12/18/03	2:14	2-1 win vs. PIT	Sebastien Caron
57. Sean Hill (2)	12/27/03	0:39	2-1 win vs. MTL	Jose Theodore (3)
58. Kevyn Adams	3/5/04	4:59	3-2 win at ATL	Pasi Nurminen
59. Bret Hedican	3/20/04	4:00	3-2 win at OTT	Patrick Lalime (2)
60. Matt Cullen	10/26/05	3:24	4-3 win vs. BOS	Andrew Raycroft
61. Frantisek Kaberle	11/29/05	0:32	4-3 win at ATL	Michael Garnett
62. Frantisek Kaberle (2)	1/13/06	2:31	5-4 win vs. NSH	Tomas Vokoun
63. Ray Whitney	4/3/06	3:35	6-5 win vs. WSH	Olaf Kolzig (2)
64. Anton Babchuk	10/25/06	1:11	5-4 win at ATL	Kari Lehtonen
65. Erik Cole (2)	12/23/06	1:59	3-2 win at FLA	Ed Belfour
66. ***Justin Williams***	1/16/07	1:47	3-2 win at FLA	Ed Belfour (2)
67. Glen Wesley	2/22/07	0:16	3-2 win vs. PHI	Antero Niittymaki
68. Ray Whitney (2)	4/1/07	1:30	4-3 win at FLA	Ed Belfour (3)
69. Rod Brind'Amour (2)	4/7/07	4:36	5-4 win vs. FLA	Craig Anderson
70. Scott Walker	12/18/07	4:27	3-2 win vs. TOR	Vesa Toskala
71. Cory Stillman	1/21/08	0:52	3-2 win at NYI	Rick Dipietro
72. Rod Brind'Amour (3)	1/31/08	3:20	3-2 win vs. TOR	Vesa Toskala (2)
73. Sergei Samsonov	2/26/08	1:36	2-1 win vs. NJ	Martin Brodeur
74. Scott Walker (2)	3/8/08	2:50	4-3 win vs. BUF	Ryan Miller
75. Eric Staal (2)	10/11/08	4:36	4-3 win at TB	Mike Smith
76. Niclas Wallin	11/4/08	1:52	5-4 win at TOR	Vesa Toskala (3)
77. Sergei Samsonov (2)	11/28/08	3:53	3-2 win at PHI	Martin Biron (2)
78. Joe Corvo	12/18/08	4:16	2-1 win vs. FLA	Tomas Vokoun (2)
79. Tuomo Ruutu	12/21/08	1:43	3-2 win at MTL	Carey Price
80. Ray Whitney (3)	3/23/09	1:37	3-2 win at FLA	Tomas Vokoun (3)
81. Anton Babchuk	4/4/09	1:11	3-2 win vs. PIT	Marc-Andre Fleury
82. Ray Whitney (4)	1/2/10	3:45	2-1 win at NYR	Henrik Lundqvist
83. Sergei Samsonov (3)	2/11/10	1:47	4-3 win vs. BUF	Ryan Miller (2)
84. Brian Pothier	3/11/10	0:23	4-3 win vs. PIT	Brent Johnson
85. Ray Whitney (5)	3/18/10	4:02	4-3 win vs. WSH	Semyon Varlamov
86. Jamie McBain	3/20/10	4:59	3-2 win at PIT	Marc-Andre Fleury (2)
87. Anton Babchuk (2)	10/23/10	2:52	4-3 win at PHX	Ilya Bryzgalov
88. Brandon Sutter	12/3/10	1:16	2-1 win vs. COL	Craig Anderson (2)
89. Erik Cole (3)	1/9/11	2:09	4-3 win vs. ATL	Ondrej Pavelec
90. Erik Cole (4)	2/5/11	2:48	4-3 win vs. ATL	Ondrej Pavelec (2)
91. Jamie McBain (2)	3/3/11	0:26	3-2 win vs. BUF	Ryan Miller (3)
92. Joni Pitkanen	3/18/11	3:58	3-2 win vs. NYI	Al Montoya
93. Tuomo Ruutu (2)	12/23/11	1:36	2-1 win vs. OTT	Craig Anderson (3)
94. Eric Staal (3)	12/29/11	3:09	4-3 win vs. TOR	James Reimer
95. ***Justin Faulk***	3/6/12	3:38	4-3 win at WSH	Michal Neuvirth
96. Jay Harrison	2/7/13	2:19	3-2 win at OTT	Craig Anderson
97. Manny Malhotra	11/5/13	2:40	2-1 win vs. PHI	Steve Mason
97. Alexander Semin	12/31/13	3:27	5-4 win vs. MTL	Carey Price (2)
98. Jeff Skinner	1/2/14	1:20	4-3 win at WSH	Philipp Grubauer
99. Jay Harrison (2)	3/4/14	4:18	3-2 win at SJ	Alex Stalock
100. Elias Lindholm	11/7/14	4:22	3-2 win vs. CBJ	Curtis McElhinney
101. ***Victor Rask***	10/21/15	1:49	1-0 win at COL	Semyon Varlamov (2)
102. Ron Hainsey	10/29/15	2:21	3-2 win at NYI	Thomas Greiss
103. ***Jordan Staal***	11/7/15	2:51	3-2 win vs. OTT	Andrew Hammond
104. ***Victor Rask (2)***	12/12/15	0:53	5-4 win at ARI	Anders Lindback
105. ***Jordan Staal (2)***	1/9/16	2:45	4-3 win at CBJ	Joonas Korpisalo
106. Jeff Skinner (2)	1/12/16	3:02	3-2 win vs. PIT	Marc-Andre Fleury (3)
107. ***Jordan Staal (3)***	1/21/16	2:54	1-0 win at TOR	James Reimer (2)
108. ***Phil Di Giuseppe***	3/10/16	1:30	3-2 win at BOS	Tuukka Rask
109. ***Phil Di Giuseppe (2)***	12/4/16	1:26	1-0 win vs. TB	Ben Bishop
110. ***Teuvo Teravainen***	12/23/16	3:01	3-2 win vs. BOS	Anton Khudobin
111. ***Sebastian Aho***	1/8/17	1:34	4-3 win vs. BOS	Zane McIntyre
112. Ron Hainsey (2)	2/4/17	2:52	5-4 win at NYI	Jean-Francois Berube
113. Noah Hanifin	3/30/17	2:16	2-1 win vs. CBJ	Joonas Korpisalo (2)
114. Noah Hanifin (2)	12/2/17	4:58	3-2 win vs. FLA	James Reimer (3)
115. ***Jaccob Slavin***	12/15/17	2:15	5-4 win at BUF	Chad Johnson
116. Elias Lindholm (2)	4/7/18	0:49	3-2 win vs. TB	Louis Domingue

OPPONENTS' REGULAR-SEASON OVERTIME GOALS

GOAL SCORER	DATE	TIME	RESULT	CAR. GOALIE
1. Patrik Sundstrom	10/23/83	4:52	5-4 loss at VAN	Greg Millen
2. Jan Ludvig	2/16/84	4:54	6-5 loss at NJ	Ed Staniowski
3. Mike Foligno	3/11/84	1:53	4-3 loss at BUF	Greg Millen (2)
4. Petri Skriko	2/1/85	1:11	4-3 loss at VAN	Steve Weeks
5. Dan Daoust	2/17/85	1:30	5-4 loss vs. TOR	Steve Weeks (2)
6. Marcel Dionne	2/23/85	2:46	2-1 loss vs. LA	Mike Liut
7. Jean-Marc Lanthier	3/3/85	2:47	7-6 loss vs. VAN	Mike Liut (2)
8. Ray Bourque	1/29/86	2:26	5-4 loss vs. BOS	Steve Weeks (3)
9. Claude Loiselle	2/6/86	2:22	5-4 loss at DET	Mike Liut (3)
10. Gary Roberts	12/22/87	4:10	6-5 loss at CGY	Steve Weeks (4)
11. Dave Brown	2/15/88	3:55	5-4 loss at PHI	Mike Liut (4)
12. Petri Skriko (2)	11/5/88	0:34	3-2 loss vs. VAN	Mike Liut (5)
13. Rob Brown	12/26/88	1:39	4-3 loss vs. PIT	Mike Liut (6)
14. Marc Fortier	1/28/89	0:32	3-2 loss vs. QUE	Peter Sidorkiewicz
15. Brent Ashton	2/19/89	3:23	7-6 loss at WPG	Peter Sidorkiewicz (2)
16. Dave Andreychuk	12/18/90	1:07	4-3 loss vs. BUF	Daryl Reaugh
17. Brian Benning	1/8/91	3:37	4-3 loss at LA	Daryl Reaugh (2)
18. Rod Brind'Amour	1/31/91	0:55	4-3 loss at STL	Daryl Reaugh (3)
19. Brent Gilchrist	3/25/91	3:03	3-2 loss at MTL	Peter Sidorkiewicz (3)
20. Greg Brown	3/27/91	2:47	4-3 loss at NJ	Peter Sidorkiewicz (4)
21. Ray Bourque	11/16/91	1:39	5-4 loss vs. BOS	Peter Sidorkiewicz (5)
22. Stephan Lebeau	12/21/91	4:09	3-2 loss at MTL	Kay Whitmore
23. Vladimir Ruzicka	1/16/92	0:26	4-3 loss at BOS	Peter Sidorkiewicz (6)
24. Joe Juneau	10/8/92	2:16	3-2 loss at BOS	Sean Burke
25. Randy McKay	10/28/92	0:48	4-3 loss vs. NJ	Frank Pietrangelo
26. Ted Donato	11/27/92	4:36	5-4 loss at BOS	Frank Pietrangelo (2)
27. Gregori Pantaleyev	1/2/93	2:36	3-2 loss at BOS	Frank Pietrangelo (3)
28. Ric Nattress	1/24/93	2:36	5-4 loss at PHI	Frank Pietrangelo (4)
29. Gary Roberts (2)	2/13/93	3:29	4-3 loss at CGY	Sean Burke (2)
30. Pierre Turgeon	2/28/93	2:39	7-6 loss vs. NYI	Sean Burke (3)
31. Vincent Damphousse	3/24/93	2:01	6-5 loss vs. MTL	Mario Gosselin
32. Dmitri Yuskevich	4/16/93	1:25	5-4 loss vs. PHI	Mike Lenarduzzi
33. Jaromir Jagr	12/4/93	2:04	7-6 loss vs. PIT	Jeff Reese
34. Turner Stevenson	11/20/95	3:12	4-3 loss at MTL	Sean Burke (4)
35. Sandy McCarthy	1/10/96	2:06	3-2 loss at CGY	Sean Burke (5)
36. Don Sweeney	3/27/96	3:01	6-5 loss vs. BOS	Sean Burke (6)
37. Steve Konowalchuk	1/1/97	3:01	3-2 loss at WSH	Jason Muzzatti
38. Ted Donato	1/2/97	2:21	5-4 loss vs. BOS	Jason Muzzatti (2)
39. Mats Lindgren	1/12/97	2:27	2-1 loss at EDM	Sean Burke (7)
40. Brian Savage	2/8/97	1:01	3-2 loss at MTL	Sean Burke (8)
41. Jason Dawe	10/31/97	3:21	3-2 loss vs. BUF	Sean Burke (9)
42. Matthew Barnaby	12/12/97	4:45	3-2 loss at BUF	Sean Burke (10)
43. Steve Rucchin	11/11/98	1:04	5-4 loss at ANA	Trevor Kidd
44. Jay Pandolfo	11/19/98	3:37	3-2 loss at NJ	Arturs Irbe
45. Kelly Miller	1/16/99	0:09	3-2 loss vs. WSH	Arturs Irbe (2)
46. Kip Miller	3/10/99	2:49	3-2 loss vs. PIT	Arturs Irbe (3)
47. Mike Modano	3/21/99	0:44	3-2 loss at DAL	Arturs Irbe (4)
48. Patrik Elias	11/18/00	4:20	3-2 loss at NJ	Arturs Irbe (5)
49. Dan McGillis	12/23/00	3:50	2-1 loss at PHI	Arturs Irbe (6)
50. Sergei Fedorov	2/14/01	2:51	4-3 loss at DET	Arturs Irbe (7)
51. Radek Martinek	10/17/01	3:43	2-1 loss at NYI	Tom Barrasso
52. Mariusz Czerkawski	10/26/01	3:01	3-2 loss vs. NYI	Tom Barrasso (2)
53. Jeff Halpern	12/2/01	3:24	4-3 loss vs. WSH	Tom Barrasso (3)
54. Stu Barnes	12/14/01	0:50	3-2 loss at BUF	Tom Barrasso (4)
55. Mark Recchi	12/22/01	0:27	4-3 loss at PHI	Arturs Irbe (8)
56. Tom Koivisto	10/15/02	3:49	2-1 loss at STL	Kevin Weekes
57. John LeClair	11/5/02	1:56	2-1 loss vs. PHI	Kevin Weekes (2)
58. Cory Sarich	11/17/02	3:45	2-1 loss vs. TB	Kevin Weekes (3)
59. Milan Hejduk	1/12/03	2:04	3-2 loss vs. COL	Kevin Weekes (4)
60. Stephen Weiss	1/25/03	3:40	3-2 loss at FLA	Arturs Irbe (9)
61. Sergei Zubov	2/11/03	4:59	2-1 loss at DAL	Kevin Weekes (5)
62. Scott Hartnell	12/3/03	3:30	2-1 loss vs. NSH	Kevin Weekes (6)
63. Markus Naslund	12/14/03	4:13	2-1 loss at VAN	Jamie Storr
64. Darcy Tucker	2/19/04	2:18	2-1 loss vs. TOR	Kevin Weekes (7)
65. Mike Ribeiro	2/28/04	3:38	1-0 loss vs. MTL	Kevin Weekes (8)
66. Dany Heatley	3/15/04	1:43	1-0 loss at ATL	Kevin Weekes (9)
67. Aleksey Morozov	3/19/04	1:17	4-3 loss at PIT	Kevin Weekes (10)
68. Ken Klee	10/20/05	4:44	5-4 loss at TOR	Cam Ward
69. Dan Boyle	12/26/05	4:26	5-4 loss at TB	Martin Gerber
70. Sami Kapanen	12/29/05	1:27	4-3 loss vs. PHI	Cam Ward (2)
71. Joel Kwiatkowski	3/11/06	1:14	4-3 loss at FLA	Martin Gerber (2)
72. Brian Gionta	4/11/06	0:28	4-3 loss vs. NJ	Martin Gerber (3)
73. Martin St. Louis	4/15/06	4:49	3-2 loss at TB	Martin Gerber (4)
74. Tom Poti	10/21/06	0:23	4-3 loss at NYI	John Grahame
75. Daniel Sedin	12/8/06	3:02	4-3 loss at VAN	Cam Ward (3)
76. Zdeno Chara	2/3/07	1:49	4-3 loss vs. BOS	Cam Ward (4)
77. Saku Koivu	10/3/07	1:05	3-2 loss vs. MTL	Cam Ward (5)
78. Simon Gagne	10/20/07	0:48	3-2 loss at PHI	John Grahame (2)
79. Marian Hossa	1/2/08	4:28	5-4 loss vs. ATL	Cam Ward (6)
80. Michal Handzus	10/17/08	3:21	4-3 loss at LA	Cam Ward (7)
81. Jeff Carter	12/6/09	3:34	2-1 loss vs. PHI	Michael Leighton
82. Cal Clutterbuck	10/24/09	1:55	3-2 loss at MIN	Cam Ward (8)
83. Kyle Okposo	11/13/09	4:45	4-3 loss vs. NYI	Manny Legace
84. Mike Green	12/11/09	1:16	4-3 loss at WSH	Cam Ward (9)
85. Tomas Fleischmann	3/10/10	3:20	4-3 loss at WSH	Manny Legace (2)
86. Martin St. Louis (2)	3/23/10	0:29	3-2 loss at TB	Manny Legace (3)
87. Bryan Allen	1/3/11	1:16	4-3 loss vs. FLA	Cam Ward (10)
88. Mats Zuccarello	1/5/11	3:09	2-1 loss at NYR	Cam Ward (11)
89. Mattias Tedenby	2/8/11	2:42	3-2 loss at NJ	Cam Ward (12)
90. Marc-Andre Bergeron	2/12/11	1:32	4-3 loss at TB	Cam Ward (13)
91. Tim Stapleton	3/9/11	1:38	3-2 loss vs. ATL	Cam Ward (14)
92. Marc-Andre Gragnani	4/3/11	2:56	2-1 loss vs. BUF	Cam Ward (15)
93. Mike Green (2)	10/8/11	2:24	4-3 loss at WSH	Brian Boucher
94. Matt D'Agostini	10/21/11	2:24	3-2 loss at STL	Cam Ward (16)
95. Tim Connolly	12/13/11	0:44	2-1 loss at TOR	Cam Ward (17)
96. Kris Versteeg	12/18/11	3:08	3-2 loss at FLA	Cam Ward (18)
97. John Tavares	1/21/12	3:58	2-1 loss at NYI	Cam Ward (19)
98. Corey Perry	2/8/12	2:14	3-2 loss at ANA	Cam Ward (20)
99. Ryan O'Reilly	2/10/12	4:58	4-3 loss at COL	Cam Ward (21)
100. Steven Stamkos	3/3/12	2:41	4-3 loss vs. TB	Cam Ward (22)
101. Jason Pominville	3/7/12	0:56	3-2 loss at BUF	Cam Ward (23)
102. Andrew Ladd	3/30/12	0:16	4-3 loss vs. WPG	Cam Ward (24)
103. Danny Briere	2/9/13	1:47	4-3 loss at PHI	Cam Ward (25)
104. Dustin Byfuglien	4/18/13	1:23	4-3 loss at WPG	Justin Peters
105. Ryan Callahan	4/25/13	2:55	4-3 loss vs. NYR	Dan Ellis
106. Stephen Weiss (2)	10/4/13	3:13	3-2 loss vs. DET	Cam Ward (26)
107. David Krejci	11/23/13	1:28	3-2 loss at BOS	Cam Ward (27)
108. Jordan Eberle	12/10/13	1:48	5-4 loss at EDM	Cam Ward (28)
109. Chris Butler	12/12/13	4:56	2-1 loss at CGY	Justin Peters (2)
110. Radko Gudas	12/21/13	2:16	3-2 loss at TB	Justin Peters (3)
111. James Neal	12/27/13	1:03	4-3 loss vs. PIT	Justin Peters (4)
112. Ryan Johansen	3/29/14	2:40	3-2 loss vs. CBJ	Anton Khudobin
113. Nicklas Backstrom	11/8/14	4:46	4-3 loss at WSH	Anton Khudobin (2)
114. Ryan Getzlaf	2/3/15	0:45	5-4 loss at ANA	Anton Khudobin (3)
115. Mark Stone	3/17/15	4:46	2-1 loss vs. OTT	Anton Khudobin (4)
116. David Pastrnak	3/29/15	4:23	2-1 loss vs. BOS	Anton Khudobin (5)
117. Jason Zucker	11/12/15	3:50	3-2 loss vs. MIN	Cam Ward (29)
118. Jakub Voracek	11/14/15	0:37	3-2 loss vs. PHI	Cam Ward (30)
119. Shayne Gostibehere	11/23/15	0:24	3-2 loss at PHI	Eddie Lack
120. Shayne Gostibehere (2)	12/15/15	1:42	4-3 loss at PHI	Eddie Lack (2)
121. Mattias Ekholm	1/2/16	3:09	2-1 loss vs. NSH	Eddie Lack (3)
122. Andrej Sekera	1/4/16	2:47	1-0 loss at EDM	Cam Ward (31)
123. Bo Horvat	1/15/16	3:25	3-2 loss vs. VAN	Cam Ward (32)
124. Alex Killorn	3/5/16	4:17	4-3 loss at TB	Eddie Lack (4)
125. Jack Eichel	3/12/16	4:59	3-2 loss at BUF	Eddie Lack (5)
126. Alex Ovechkin	3/15/16	1:38	2-1 loss at WSH	Eddie Lack (6)
127. Cal Clutterbuck	3/26/16	4:46	4-3 loss vs. NYI	Eddie Lack (7)
128. Mark Scheifele	10/13/16	2:41	5-4 loss at WPG	Cam Ward (33)
129. Brandon Sutter	10/16/16	0:32	4-3 loss at VAN	Eddie Lack (8)
130. Kyle Turris	11/1/16	3:09	2-1 loss at OTT	Cam Ward (34)
131. Mikko Rantanen	2/17/17	4:23	2-1 loss vs. COL	Cam Ward (35)
132. Victor Hedman	3/1/17	0:46	4-3 loss at TB	Eddie Lack (9)
133. Morgan Rielly	3/11/17	2:13	3-2 loss vs. TOR	Cam Ward (36)
134. John Tavares (2)	3/14/17	0:34	3-2 loss vs. NYI	Cam Ward (37)
135. Brayden Schenn	3/19/17	0:38	4-3 loss at PHI	Cam Ward (38)
136. Andreas Athanasiou	3/27/17	1:59	4-3 loss vs. DET	Eddie Lack (10)
137. Sonny Milano	10/10/17	4:29	2-1 loss vs. CBJ	***Scott Darling***
138. Brandon Saad	11/11/17	1:44	4-3 loss vs. CHI	***Scott Darling (2)***
139. Brent Burns	12/7/17	0:22	5-4 loss at SJ	Cam Ward (39)
140. Tanner Pearson	12/9/17	4:40	3-2 loss at LA	***Scott Darling (3)***
141. Alex Ovechkin (2)	1/2/18	1:57	5-4 loss vs. WSH	Cam Ward (40)
142. Jordan Weal	2/6/18	4:56	2-1 loss vs. PHI	Cam Ward (41)
143. Taylor Hall	2/18/18	4:37	3-2 loss vs. NJ	Cam Ward (42)
144. Charlie McAvoy	2/27/18	1:08	4-3 loss at BOS	***Scott Darling (4)***

PLAYOFF OVERTIME GOALS

GOAL SCORER	DATE	TIME	RESULT	OPP. GOALIE
1. Sylvain Turgeon	4/9/86	2:36	3-2 win at QUE	Clint Malarchuk
2. Kevin Dineen	4/23/86	1:06	2-1 win vs. MTL	Patrick Roy
3. Paul MacDermid	4/8/87	2:20	3-2 win vs. QUE	Mario Gosselin
4. Kevin Dineen (2)	4/15/90	12:30	3-2 win vs. BOS	Andy Moog
5. Yvon Corriveau	4/29/92	0:24	2-1 win vs. MTL	Patrick Roy (2)
6. Ray Sheppard	4/24/99	17:05	3-2 win vs. BOS	Byron Dafoe
7. Rod Brind'Amour	4/18/01	0:46	3-2 win vs. NJ	Martin Brodeur
8. Bates Battaglia	4/19/02	15:26	2-1 win vs. NJ	Martin Brodeur (2)
9. Josef Vasicek	4/24/02	8:16	3-2 win vs. NJ	Martin Brodeur (3)
10. Niclas Wallin	5/9/02	3:14	4-3 win at MTL	Jose Theodore
11. Niclas Wallin (2)	5/19/02	13:42	2-1 win vs. TOR	Curtis Joseph
12. Jeff O'Neill	5/21/02	6:01	2-1 win at TOR	Curtis Joseph (2)
13. Martin Gelinas	5/28/02	8:05	2-1 win at TOR	Curtis Joseph (3)
14. Ron Francis	6/4/02	0:58	3-2 win at DET	Dominik Hasek
15. Eric Staal	4/26/06	3:38	2-1 win at MTL	Cristobal Huet
16. Cory Stillman	5/2/06	1:19	2-1 win at MTL	Cristobal Huet (2)
17. Niclas Wallin (3)	5/8/06	3:09	3-2 win vs. NJ	Martin Brodeur (4)
18. Cory Stillman (2)	5/28/06	8:46	4-3 win vs. BUF	Ryan Miller
19. Tim Gleason	4/17/09	2:40	2-1 win at NJ	Martin Brodeur (5)
20. Jussi Jokinen	5/6/09	2:48	3-2 win vs. BOS	Tim Thomas
21. Scott Walker	5/14/09	18:46	3-2 win at BOS	Tim Thomas (2)

OPPONENTS' PLAYOFF OVERTIME GOALS

GOAL SCORER	DATE	TIME	RESULT	CAR. GOALIE
1. Yvon Lambert	4/11/80	0:29	4-3 loss vs. MTL	Al Smith
2. Claude Lemieux	4/29/86	5:55	2-1 loss at MTL	Mike Liut
3. Peter Stastny	4/16/87	6:05	5-4 loss at QUE	Mike Liut (2)
4. Stephane Richer	4/8/89	5:01	5-4 loss vs. MTL	Peter Sidorkiewicz
5. Russ Courtnall	4/9/89	15:12	4-3 loss vs. MTL	Kay Whitmore
6. Russ Courtnall (2)	5/1/92	25:26	3-2 loss at MTL	Frank Pietrangelo
7. Anson Carter	4/30/99	34:45	4-3 loss vs. BOS	Arturs Irbe
8. Donald Audette	5/7/02	2:26	2-1 loss at MTL	Kevin Weekes
9. Igor Larionov	6/8/02	54:47	3-2 loss vs. DET	Arturs Irbe (2)
10. Michael Ryder	4/24/06	22:32	6-5 loss vs. MTL	Cam Ward
11. Daniel Briere	5/30/06	4:22	2-1 loss at BUF	Cam Ward (2)
12. Fernando Pisani	6/14/06	3:31	4-3 loss vs. EDM	Cam Ward (3)
13. Travis Zajac	4/19/09	4:58	3-2 loss vs. NJ	Cam Ward (4)


44 CALVIN
de HAAN
CANES
adidas
de HAAN
44



PLAYOFF HISTORY

History of Franchise Playoff Appearances with Results and Statistics

1980 PLAYOFF STATISTICS

PLAYER	GP	G	A	PTS	PIM	PPG	SHG
HOWE, Mark	3	1	2	3	0	0	0
ROGERS, Mike	3	0	3	3	0	0	0
ROWE, Tom	3	2	0	2	0	0	0
HOWE, Gordie	3	1	1	2	2	0	0
ROBERTS, Gordie	3	1	1	2	2	0	0
HOWE, Marty	3	1	1	2	0	0	0
BOUTETTE, Pat	3	1	0	1	6	0	1
NEUFELD, Ray	2	1	0	1	0	0	0
KEON, Dave	3	0	1	1	0	0	0
ALLISON, Ray	2	0	1	1	0	0	0
JOHNSTON, Bernie	3	0	1	1	0	0	0
ALLEY, Steve	3	0	1	1	0	0	0
STOUGHTON, Blaine	1	0	0	0	0	0	0
SIMS, Al	3	0	0	0	2	0	0
DEBOL, Dave	3	0	0	0	0	0	0
FOTIU, Nick	3	0	0	0	6	0	0
HULL, Bobby	3	0	0	0	0	0	0
GIROUX, Larry	3	0	0	0	2	0	0
HODGSON, Rick	1	0	0	0	0	0	0
TOTALS	3	8	12	20	22	0	1
OPPONENTS	3	18	25	43	26	1	0

GOALTENDER	GPI	MINS	GA	GAA	W-L	SO	SA
SMITH, Al	2	120	10	5.00	0-2	0	65
GARRETT, John	1	60	8	8.00	0-1	0	40

Power Play Totals: **Whalers 0-8 (0.0%); Montreal 1-10 (10.0%).** ***Penalty Killing:*** **Whalers 9-10 (90.0%); Montreal 8-8 (100%).**
Shots by Period: **Whalers 18-32-26-0 = 76; Montreal 37-40-27-1 = 105.**

1986 PLAYOFF STATISTICS

PLAYER	GP	G	A	PTS	PIM	PPG	SHG
DINEEN, Kevin	10	6	7	13	18	1	0
ANDERSON, John	10	5	8	13	0	3	0
FERRARO, Ray	10	3	6	9	4	3	0
GAVIN, Stewart	10	4	1	5	13	0	0
TURGEON, Sylvain	9	2	3	5	4	0	0
EVASON, Dean	10	1	4	5	10	0	0
TIPPETT, Dave	10	2	2	4	4	0	1
BABYCH, Dave	8	1	3	4	14	0	0
McEWEN, Mike	8	0	4	4	6	0	0
MACDERMID, Paul	10	2	1	3	20	0	0
FRANCIS, Ron	10	1	2	3	4	0	0
SAMUELSSON, Ulf	10	1	2	3	38	0	0
JARVIS, Doug	10	0	3	3	4	0	0
QUENNEVILLE, Joel	10	0	2	2	12	0	0
ROBERTSON, Torrie	10	1	0	1	67	0	0
BABYCH, Wayne	10	0	1	1	2	0	0
KLEINENDORST, Scot	10	0	1	1	18	0	0
LAWLESS, Paul	1	0	0	0	0	0	0
WEEKS, Steve	3	0	0	0	0	0	0
MURZYN, Dana	4	0	0	0	10	0	0
LIUT, Mike	8	0	0	0	0	0	0
BOTHWELL, Tim	10	0	0	0	8	0	0
TOTALS	10	29	50	79	256	7	1
OPPONENTS	10	23	34	57	267	10	3

GOALTENDER	GPI	MINS	GA	GAA	W-L	SO	SA
LIUT, Mike	8	441	14	1.90	5-2	1	226
WEEKS, Steve	3	169	8	2.84	1-2	0	64

Power Play Totals: **Whalers 7-38 (18.4%); Opponents 10-39 (25.6%).** ***Penalty Killing:*** **Whalers 29-39 (74.4%); Opponents 31-38 (81.6%).**
Shots by Period: **Whalers 75-100-82-4 = 261; Opponents 123-75-88-4 = 290.**

1987 PLAYOFF STATISTICS

PLAYER	GP	G	A	PTS	PIM	PPG	SHG
GAVIN, Stewart	6	2	4	6	10	0	0
EVASON, Dean	5	3	2	5	35	0	0
FRANCIS, Ron	6	2	2	4	6	1	0
KLEINENDORST, Scot	4	1	3	4	20	0	0
DINEEN, Kevin	6	2	1	3	31	1	0
MACDERMID, Paul	6	2	1	3	34	0	0
MURZYN, Dana	6	2	1	3	29	1	0
ANDERSON, John	6	1	2	3	0	1	0
TURGEON, Sylvain	6	1	2	3	6	0	0
McEWEN, Mike	1	1	1	2	0	1	0
BABYCH, Dave	6	1	1	2	14	1	0
FERRARO, Ray	6	1	1	2	8	0	0
COTE, Sylvain	2	0	2	2	0	0	0
LAWLESS, Paul	2	0	2	2	2	0	0
LADOUCEUR, Randy	6	0	2	2	12	0	0
TIPPETT, Dave	6	0	2	2	4	0	0
SAMUELSSON, Ulf	5	0	1	1	41	0	0
WEEKS, Steve	1	0	0	0	0	0	0
CHURLA, Shane	2	0	0	0	42	0	0
HUGHES, Pat	3	0	0	0	0	0	0
SEMENKO, Dave	4	0	0	0	15	0	0
JARVIS, Doug	6	0	0	0	4	0	0
LIUT, Mike	6	0	0	0	2	0	0
QUENNEVILLE, Joel	6	0	0	0	0	0	0
TOTALS	6	19	30	49	315	6	0
OPPONENTS	6	27	49	76	294	12	1

GOALTENDER	GPI	MINS	GA	GAA	W-L	SO	SA
WEEKS, Steve	1	36	1	1.67	0-0	0	22
LIUT, Mike	6	332	25	4.52	2-4	0	159

Power Play Totals: **Whalers 6-35 (17.1%); Quebec 12-39 (30.8%).** ***Penalty Killing:*** **Whalers 27-39 (69.2%); Quebec 29-35 (82.9%).**
Shots by Period: **Whalers 67-67-69-4 = 207; Quebec 54-71-50-6 = 181.**

1988 PLAYOFF STATISTICS

PLAYER	GP	G	A	PTS	PIM	PPG	SHG
DINEEN, Kevin	6	4	4	8	8	1	0
FRANCIS, Ron	6	2	5	7	2	1	0
WILSON, Carey	6	2	4	6	2	1	0
BABYCH, Dave	6	3	2	5	2	0	0
MACDERMID, Paul	6	0	5	5	14	0	0
GAVIN, Stewart	6	2	2	4	4	0	0
CARSON, Lindsay	5	1	2	3	0	0	0
KLEINENDORST, Scot	3	1	1	2	0	1	0
COTE, Sylvain	6	1	1	2	4	1	0
EVASON, Dean	6	1	1	2	2	0	0
FERRARO, Ray	6	1	1	2	6	1	0
LADOUCEUR, Randy	6	1	1	2	4	0	0
McEWEN, Mike	2	0	2	2	2	0	0
QUENNEVILLE, Joel	6	0	2	2	2	0	0
YOUNG, Scott	4	1	0	1	0	0	0
ROBERTSON, Torrie	6	0	1	1	6	0	0
SHEEHY, Neil	1	0	0	0	7	0	0
LIUT, Mike	3	0	0	0	0	0	0
BRODEUR, Richard	4	0	0	0	0	0	0
PETERSON, Brent	4	0	0	0	2	0	0
SAMUELSSON, Ulf	5	0	0	0	8	0	0
TIPPETT, Dave	6	0	0	0	2	0	0
TURGEON, Sylvain	6	0	0	0	4	0	0
TOTALS	6	20	34	54	81	6	0
OPPONENTS	6	23	40	63	80	6	0

GOALTENDER	GPI	MINS	GA	GAA	W-L	SO	SA
BRODEUR, Richard	4	200	12	3.60	1-3	0	87
LIUT, Mike	3	160	11	4.13	1-1	0	82

Power Play Totals: **Whalers 6-26 (23.1%); Montreal 6-25 (24.0%).** ***Penalty Killing:*** **Whalers 19-25 (76.0%); Montreal 21-26 (80.8%).**
Shots by Period: **Whalers 60-61-59 = 180; Montreal 47-65-57 = 169.**

1989 PLAYOFF STATISTICS

PLAYER	GP	G	A	PTS	PIM	PPG	SHG
BABYCH, Dave	4	1	5	6	2	0	0
EVASON, Dean	4	1	2	3	10	0	1
QUENNEVILLE, Joel	4	0	3	3	4	0	0
FERRARO, Ray	4	2	0	2	4	0	0
YOUNG, Scott	4	2	0	2	4	0	0
MACDERMID, Paul	4	1	1	2	6	0	0
SAMUELSSON, Ulf	4	0	2	2	4	0	0
FRANCIS, Ron	4	0	2	2	0	0	0
TURGEON, Sylvain	4	0	2	2	4	0	0
LAWTON, Brian	3	1	0	1	0	0	0
SHAW, Brad	3	1	0	1	0	0	0
DINEEN, Kevin	4	1	0	1	10	0	0
JENNINGS, Grant	4	1	0	1	17	1	0
PETERSON, Brent	2	0	1	1	4	0	0
COTE, Sylvain	3	0	1	1	4	0	0
ANDERSON, John	4	0	1	1	2	0	0
TIPPETT, Dave	4	0	1	1	0	0	0
HULL, Jody	1	0	0	0	2	0	0
LADOUCEUR, Randy	1	0	0	0	10	0	0
MACIVER, Norm	1	0	0	0	2	0	0
MARTIN, Tom	1	0	0	0	4	0	0
PAVESE, Jim	1	0	0	0	0	0	0
SIDORKIEWICZ, Peter	2	0	0	0	0	0	0
WHITMORE, Kay	2	0	0	0	0	0	0
MALONEY, Don	4	0	0	0	8	0	0
TOTALS	4	11	21	32	111	1	1
OPPONENTS	4	18	25	43	125	4	1

GOALTENDER	GPI	MINS	GA	GAA	W-L	SO	SA
SIDORKIEWICZ, Peter	2	124	8	3.87	0-2	0	45
WHITMORE, Kay	2	135	10	4.44	0-2	0	73

Power Play Totals: **Whalers 1-15 (6.7%); Montreal 4-18 (22.2%).** ***Penalty Killing:*** **Whalers 14-18 (77.8%); Montreal 14-15 (93.3%).**
Shots by Period: **Whalers 41-41-33-14 = 129; Montreal 31-41-31-15 = 118.**

1990 PLAYOFF STATISTICS

PLAYER	GP	G	A	PTS	PIM	PPG	SHG
SHAW, Brad	7	2	5	7	0	1	0
FRANCIS, Ron	7	3	3	6	8	1	0
DINEEN, Kevin	6	3	2	5	18	0	0
EVASON, Dean	7	2	2	4	22	0	0
VERBEEK, Pat	7	2	2	4	26	1	0
TIPPETT, Dave	7	1	3	4	2	0	0
KRYGIER, Todd	7	2	1	3	4	0	0
BABYCH, Dave	7	1	2	3	0	0	0
ANDERSSON, Mikael	5	0	3	3	2	0	0
FERRARO, Ray	7	0	3	3	2	0	0
YOUNG, Scott	7	2	0	2	2	0	0
CORRIVEAU, Yvon	4	1	0	1	0	0	0
LADOUCEUR, Randy	7	1	0	1	10	0	0
SAMUELSSON, Ulf	7	1	0	1	18	0	0
HULL, Jody	5	0	1	1	2	0	0
TOMLAK, Mike	7	0	1	1	2	0	0
BURT, Adam	2	0	0	0	0	0	0
GOVEDARIS, Chris	2	0	0	0	2	0	0
KASTELIC, Ed	2	0	0	0	0	0	0
CUNNEYWORTH, Randy	4	0	0	0	2	0	0
COTE, Sylvain	5	0	0	0	2	0	0
JENNINGS, Grant	7	0	0	0	17	0	0
SIDORKIEWICZ, Peter	7	0	0	0	0	0	0
Bench	0	0	0	0	2	0	0
TOTALS	7	21	28	49	143	3	0
OPPONENTS	7	23	38	61	193	8	1

GOALTENDER	GPI	MINS	GA	GAA	W-L	SO	SA
SIDORKIEWICZ, Peter	7	429	23	3.22	3-4	0	193

Power Play Totals: **Whalers 3-34 (8.8%); Boston 8-32 (25.0%).** ***Penalty Killing:*** **Whalers 24-32 (60.7%); Boston 31-34 (91.2%).**
Shots by Period: **Whalers 74-51-47-3 = 175; Boston 70-63-55-5 = 193.**

1991 PLAYOFF STATISTICS

PLAYER	GP	G	A	PTS	PIM	PPG	SHG
CULLEN, John	6	2	7	9	10	0	0
HUNTER, Mark	6	5	1	6	17	3	0
VERBEEK, Pat	6	3	2	5	40	2	0
LADOUCEUR, Randy	6	1	4	5	6	0	0
ZALAPSKI, Zarley	6	1	3	4	8	0	0
EVASON, Dean	6	0	4	4	29	0	0
SHAW, Brad	6	1	2	3	2	0	0
YAKE, Terry	6	1	1	2	16	0	1
COTE, Sylvain	6	0	2	2	2	0	0
KRYGIER, Todd	6	0	2	2	0	0	0
BROWN, Rob	5	1	0	1	7	1	0
CYR, Paul	6	1	0	1	10	0	0
DINEEN, Kevin	6	1	0	1	16	0	0
SIDORKIEWICZ, Peter	6	0	1	1	2	0	0
CUNNEYWORTH, Randy	1	0	0	0	0	0	0
TOMLAK, Mike	3	0	0	0	2	0	0
SANDERSON, Geoff	3	0	0	0	0	0	0
HOLIK, Bobby	6	0	0	0	7	0	0
HOUDA, Doug	6	0	0	0	8	0	0
McKENZIE, Jim	6	0	0	0	8	0	0
RICHARDS, Todd	6	0	0	0	2	0	0
TOTALS	6	17	29	46	192	6	1
OPPONENTS	6	24	40	64	145	10	0

GOALTENDER	GPI	MINS	GA	GAA	W-L	SO	SA
SIDORKIEWICZ, Peter	6	359	24	4.01	2-4	0	174

Power Play Totals: **Whalers 6-24 (25.0%); Boston 10-36 (28.0%).** ***Penalty Killing:*** **Whalers 26-36 (72.0%); Boston 18-24 (75.0%).**
Shots by Period: **Whalers 65-61-42 = 168; Boston 52-59-63 = 174.**

1992 PLAYOFF STATISTICS

PLAYER	GP	G	A	PTS	PIM	PPG	SHG
CRAVEN, Murray	7	3	3	6	6	0	1
CASSELS, Andrew	7	2	4	6	6	1	0
CORRIVEAU, Yvon	7	3	2	5	18	2	0
ZALAPSKI, Zarley	7	2	3	5	6	0	0
CUNNEYWORTH, Randy	7	3	0	3	9	1	1
CULLEN, John	7	2	1	3	12	1	0
POULIN, Patrick	7	2	1	3	0	1	0
RICHARDS, Todd	5	0	3	3	4	0	0
HOUDA, Doug	6	0	2	2	13	0	0
ANDERSSON, Mikael	7	0	2	2	6	0	0
VERBEEK, Pat	7	0	2	2	12	0	0
SANDERSON, Geoff	7	1	0	1	2	0	0
SHAW, Brad	3	0	1	1	4	0	0
GILLIS, Paul	5	0	1	1	0	0	0
HOLIK, Bobby	7	0	1	1	6	0	0
KONROYD, Steve	7	0	1	1	2	0	0
LADOUCEUR, Randy	7	0	1	1	11	0	0
WHITMORE, Kay	1	0	0	0	0	0	0
BURT, Adam	2	0	0	0	0	0	0
HUNTER, Mark	4	0	0	0	6	0	0
BERGEVIN, Marc	5	0	0	0	2	0	0
SHANK, Daniel	5	0	0	0	22	0	0
PIETRANGELO, Frank	7	0	0	0	0	0	0
TOTALS	7	18	28	46	147	6	2
OPPONENTS	7	21	35	56	169	8	1

GOALTENDER	GPI	MINS	GA	GAA	W-L	SO	SA
WHITMORE, Kay	1	19	1	3.16	0-0	0	1
PIETRANGELO, Frank	7	425	19	2.68	3-4	0	244

Power Play Totals: **Whalers 6-40 (15.0%); Montreal 8-41 (19.5%).** ***Penalty Killing:*** **Whalers 33-41 (80.5%); Montreal 34-40 (85.0%).**
Shots by Period: **Whalers 51-83-63-11 = 208; Montreal 71-87-69-23 = 250.**

1999 PLAYOFF STATISTICS

PLAYER	GP	G	A	PTS	PIM	PPG	SHG
SHEPPARD, Ray	6	5	1	6	2	1	0
CHIASSON, Steve	6	1	2	3	2	1	0
GELINAS, Martin	6	0	3	3	2	0	0
PRIMEAU, Keith	6	0	3	3	6	0	0
BATTAGLIA, Bates	6	0	3	3	8	0	0
KRON, Robert	5	2	0	2	0	0	0
KAPANEN, Sami	5	1	1	2	0	0	0
ROBERTS, Gary	6	1	1	2	8	0	0
KOVALENKO, Andrei	4	0	2	2	2	0	0
FRANCIS, Ron	3	0	1	1	0	0	0
COFFEY, Paul	5	0	1	1	2	0	0
O'NEILL, Jeff	6	0	1	1	0	0	0
MACDONALD, Craig	1	0	0	0	0	0	0
KARPA, Dave	2	0	0	0	2	0	0
PRATT, Nolan	3	0	0	0	2	0	0
HALKO, Steven	4	0	0	0	2	0	0
MALIK, Marek	4	0	0	0	4	0	0
DINEEN, Kevin	6	0	0	0	8	0	0
LESCHYSHYN, Curtis	6	0	0	0	6	0	0
RANHEIM , Paul	6	0	0	0	2	0	0
WESLEY, Glen	6	0	0	0	2	0	0
IRBE, Arturs	6	0	0	0	0	0	0
MANDERVILLE, Kent	6	0	0	0	2	0	0
TOTALS	6	10	19	29	62	2	0
OPPONENTS	6	16	24	40	54	4	0

GOALTENDER	GPI	MINS	GA	GAA	W-L	SO	SA
IRBE, Arturs	6	408	15	2.21	2-4	0	181

Power Play Totals: **Hurricanes 2-21 (9.5%); Boston 4-24 (16.7%).** ***Penalty Killing:*** **Hurricanes 20-24 (83.3%); Boston 19-21 (90.5%).**
Shots by Period: **Hurricanes 59-57-26-22 = 164; Boston 40-59-61-22 = 182.**

2001 PLAYOFF STATISTICS

PLAYER	GP	G	A	PTS	PIM	PPG	SHG
KAPANEN, Sami	6	2	3	5	0	1	0
BRIND'AMOUR, Rod	6	1	3	4	6	0	0
O'NEILL, Jeff	6	1	2	3	10	0	0
TANABE, David	6	2	0	2	12	2	0
VASICEK, Josef	6	2	0	2	0	0	0
OZOLINSH, Sandis	6	0	2	2	5	0	0
BATTAGLIA, Bates	6	0	2	2	2	0	0
DANIELS, Jeff	6	0	2	2	2	0	0
GELINAS, Martin	6	0	1	1	6	0	0
DIMAIO, Rob	6	0	0	0	4	0	0
WESTLUND, Tommy	6	0	0	0	17	0	0
WESLEY, Glen	6	0	0	0	0	0	0
HATCHER, Kevin	6	0	0	0	6	0	0
KARPA, David	6	0	0	0	17	0	0
PELLERIN, Scott	6	0	0	0	4	0	0
LANGDON, Darren	4	0	0	0	12	0	0
ADAMS, Craig	3	0	0	0	0	0	0
MALIK, Marek	3	0	0	0	6	0	0
WALLIN, Niclas	3	0	0	0	2	0	0
FRANCIS, Ron	3	0	0	0	0	0	0
WILLIS, Shane	2	0	0	0	0	0	0
TOTALS	6	8	15	23	111	3	0
OPPONENTS	6	20	33	53	97	2	1

GOALTENDER	GPI	MINS	GA	GAA	W-L	SO	SA
IRBE, Arturs	6	360	20	3.33	2-4	0	201

Power Play Totals: **Hurricanes 3-29 (10.3%); New Jersey 2-24 (8.3%).** ***Penalty Killing:*** **Hurricanes 22-24 (91.7%); New Jersey 26-29 (89.7%).**
Shots by Period: **Hurricanes 32-45-36-1= 114; New Jersey 72-79-50-0 = 201.**

2002 PLAYOFF STATISTICS

PLAYER	GP	G	A	PTS	PIM	PPG	SHG
FRANCIS, Ron	23	6	10	16	6	4	0
BATTAGLIA, Bates	23	5	9	14	14	1	0
O'NEILL, Jeff	22	8	5	13	27	3	0
BRIND'AMOUR, Rod	23	4	8	12	16	2	1
COLE, Erik	23	6	3	9	30	1	0
KAPANEN, Sami	23	1	8	9	6	0	0
HILL, Sean	23	4	4	8	20	4	0
GELINAS, Martin	23	3	4	7	10	0	0
VASICEK, Josef	23	3	2	5	12	0	0
HEDICAN, Bret	23	1	4	5	20	0	0
SVOBODA, Jaroslav	23	1	4	5	28	1	0
WALLIN, Niclas	23	2	1	3	12	0	0
MALIK, Marek	23	0	3	3	18	0	0
WARD, Aaron	23	1	1	2	22	0	0
WESLEY, Glen	22	0	2	2	12	0	0
WESTLUND, Tommy	19	1	0	1	0	0	0
ADAMS, Kevyn	23	1	0	1	4	0	0
TANABE, David	1	0	1	1	0	0	0
DANIELS, Jeff	23	0	1	1	0	0	0
ADAMS, Craig	1	0	0	0	0	0	0
MACDONALD, Craig	4	0	0	0	2	0	0
WEEKES, Kevin	8	0	0	0	0	0	0
IRBE, Arturs	18	0	0	0	0	0	0
TOTALS	23	47	70	117	259	16	1
OPPONENTS	23	43	69	112	296	15	2

GOALTENDER	GPI	MINS	GA	GAA	W-L	SO	SA
WEEKES, Kevin	8	408	11	1.62	3-2	2	180
IRBE, Arturs	18	1078	30	1.67	10-8	1	480

Power Play Totals: Hurricanes 16-103 (15.5%); Opponents 15-96 (15.6%). *Penalty Killing:* Hurricanes 81-96 (84.4%); Opponents 87-103 (84.5%).
Shots by Period: Hurricanes 161-219-213-52= 645; Opponents 199-216-198-49 = 662.

2006 PLAYOFF STATISTICS

PLAYER	GP	G	A	PTS	PIM	PPG	SHG
STAAL, Eric	25	9	19	28	8	7	0
STILLMAN, Cory	25	9	17	26	14	4	0
BRIND'AMOUR, Rod	25	12	6	18	16	6	0
WILLIAMS, Justin	25	7	11	18	34	0	1
CULLEN, Matt	25	4	14	18	12	2	0
RECCHI, Mark	25	7	9	16	18	2	0
WEIGHT, Doug	23	3	13	16	20	2	0
WHITNEY, Ray	24	9	6	15	14	5	0
KABERLE, Frantisek	25	4	9	13	8	3	0
HEDICAN, Bret	25	2	9	11	42	0	0
LADD, Andrew	17	2	3	5	4	0	0
WARD, Aaron	25	2	3	5	18	0	0
WALLIN, Niclas	25	1	4	5	14	0	0
COMMODORE, Mike	25	2	2	4	33	0	1
WESLEY, Glen	25	0	2	2	16	0	0
LAROSE, Chad	21	0	1	1	10	0	0
WARD, Cam	23	0	1	1	0	0	0
ADAMS, Kevyn	25	0	0	0	14	0	0
ADAMS, Craig	25	0	0	0	10	0	0
COLE, Erik	2	0	0	0	0	0	0
TVERDOVSKY, Oleg	5	0	0	0	0	0	0
GERBER, Martin	6	0	0	0	4	0	0
VASICEK, Josef	8	0	0	0	2	0	0
TOTALS	25	73	129	202	319	31	2
OPPONENTS	25	60	108	168	334	20	2

GOALTENDER	GPI	MINS	GA	GAA	W-L	SO	SA
WARD, Cam	23	1320	47	2.14	15-8	2	631
GERBER, Martin	6	221	13	3.53	1-1	1	103

Power Play Totals: Hurricanes 31-129 (24.0%); Opponents 20-137 (14.6%). *Penalty Killing:* Hurricanes 117-137 (85.4%); Opponents 98-129 (76.0%).
Shots by Period: Hurricanes 230-252-211-28= 721; Opponents 232-220-204-18 = 674.

2009 PLAYOFF STATISTICS

PLAYER	GP	G	A	PTS	PIM	PPG	SHG
STAAL, Eric	18	10	5	15	4	3	0
JOKINEN, Jussi	18	7	4	11	2	2	0
LAROSE, Chad	18	4	7	11	16	0	0
WHITNEY, Ray	18	3	8	11	4	0	0
SAMSONOV, Sergei	17	5	3	8	6	0	0
PITKANEN, Joni	18	0	8	8	16	0	0
CORVO, Joe	18	2	5	7	4	1	0
WALKER, Scott	18	1	6	7	19	0	0
CULLEN, Matt	18	3	3	6	14	0	1
SEIDENBERG, Dennis	16	1	5	6	16	0	0
GLEASON, Tim	18	1	4	5	32	0	0
COLE, Erik	18	0	5	5	22	0	0
BAYDA, Ryan	15	2	2	4	18	0	0
RUUTU, Tuomo	16	1	3	4	8	0	0
BRIND'AMOUR, Rod	18	1	3	4	8	0	0
EAVES, Patrick	18	1	2	3	13	0	0
DWYER, Patrick	2	0	1	1	0	0	0
KABERLE, Frantisek	7	0	1	1	2	0	0
BABCHUK, Anton	13	0	1	1	10	0	0
HELMINEN, Dwight	1	0	0	0	0	0	0
CONBOY, Tim	3	0	0	0	9	0	0
WALLIN, Niclas	18	0	0	0	4	0	0
WARD, Cam	18	0	0	0	0	0	0
TOTALS	18	42	76	118	231	6	1
OPPONENTS	18	52	89	141	214	8	0

GOALTENDER	GPI	MINS	GA	GAA	W-L	SO	SA
WARD, Cam	18	1101	49	2.67	8-10	2	576

Power Play Totals: **Hurricanes 6-60 (10.0%); Opponents 8-71 (11.3%).** ***Penalty Killing:*** **Hurricanes 63-71 (88.7%); Opponents 54-60 (90.0%).**
Shots by Period: **Hurricanes 186-189-177-18= 570; Opponents 181-205-176-17 = 579.**

ALL-TIME NHL PLAYOFF HISTORY

		WHALERS/HURRICANES	OPPONENT
YEAR	RESULTS vs. SERIES OPPONENT	GOALS	GOALS
1980	0-3 series loss to Montreal Canadiens	8	18
1981-1985	*Did not qualify for playoffs*		
1986	3-0 series win over Quebec Nordiques	16	7
	3-4 series loss to Montreal Canadiens	13	16
1987	2-4 series loss to Quebec Nordiques	19	27
1988	2-4 series loss to Montreal Canadiens	20	23
1989	0-4 series loss to Montreal Canadiens	11	18
1990	3-4 series loss to Boston Bruins	21	23
1991	2-4 series loss to Boston Bruins	17	24
1992	3-4 series loss to Montreal Canadiens	18	21
1993-1998	*Did not qualify for playoffs*		
1999	2-4 series loss to Boston Bruins	10	16
2000	*Did not qualify for playoffs*		
2001	2-4 series loss to New Jersey Devils	8	20
2002	4-2 series win over New Jersey Devils	9	11
	4-2 series win over Montreal Canadiens	21	12
	4-2 series win over Toronto Maple Leafs	10	6
	1-4 series loss to Detroit Red Wings	7	14
2003-2004	*Did not qualify for playoffs*		
2005	*No season held*		
2006	4-2 series win over Montreal Canadiens	15	17
	4-1 series win over New Jersey Devils	17	10
	4-3 series win over Buffalo Sabres	22	17
	4-3 series win over Edmonton Oilers	19	16
2007-2008	*Did not qualify for playoffs*		
2009	4-3 series win over New Jersey Devils	17	15
	4-3 series win over Boston Bruins	16	17
	0-4 series loss to Pittsburgh Penguins	9	20
2010-2018	*Did not qualify for playoffs*		
TOTALS	59-68 (.465)	323	368

INDIVIDUAL SINGLE-GAME PLAYOFF RECORDS

MOST GOALS	2	23 times; last: Eric Staal, May 8, 2009, in an 4-1 win vs. Boston
MOST ASSISTS	4	John Anderson, April 12, 1986, in a 9-4 win vs. Quebec
		Eric Staal, April 24, 2006, in a 6-5 double-overtime loss vs. Montreal
MOST POINTS	6	John Anderson, April 12, 1986, in a 9-4 win vs. Quebec
MOST PENALTY MINUTES	30	Shane Churla, April 11, 1987, in a 5-1 loss at Quebec
MOST SAVES	53	Frank Pietrangelo, May 1-2, 1992, in a 3-2 overtime loss at Montreal
FASTEST TWO GOALS (one player)	3:08	Erik Cole, May 13, 2002, in an 8-2 win at Montreal
MOST SHOTS ON GOAL	11	Jeff O'Neill, May 28, 2002, in a 2-1 overtime win at Toronto

INDIVIDUAL SERIES PLAYOFF RECORDS

MOST GOALS	5	Eric Staal vs. New Jersey, 2009; Ray Sheppard vs. Boston, 1999; Mark Hunter vs. Boston, 1991
MOST ASSISTS	7	John Cullen vs. Boston, 1991
MOST POINTS	10	Bates Battaglia vs. Montreal, 2002; Cory Stillman vs. Buffalo, 2006
MOST PENALTY MINUTES	51	Torrie Robertson vs. Montreal, 1986
MOST SAVES	227	Cam Ward vs. New Jersey, 2009
MOST SHOTS ON GOAL	33	Eric Staal vs. New Jersey, 2009
MOST CONSECUTIVE GAMES (Goalie)	7	Peter Sidorkiewicz, 1990; Frank Pietrangelo, 1992; Cam Ward, 2006 and twice in 2009
LONGEST SHUTOUT STREAK	105:07	Arturs Irbe, May 21-25, 2002

INDIVIDUAL ONE-YEAR PLAYOFF RECORDS

MOST GOALS	12	Rod Brind'Amour, 2006
MOST ASSISTS	19	Eric Staal, 2006
MOST POINTS	28	Eric Staal, 2006
MOST PENALTY MINUTES	67	Torrie Robertson, 1986
MOST SAVES	537	Cam Ward, 2006
MOST SHOTS ON GOAL	87	Eric Staal, 2006
LONGEST GOAL-SCORING STREAK	4 games	Ray Sheppard, April 24-30, 1999
		Bates Battaglia, May 7-13, 2002
LONGEST ASSIST STREAK	5 games	Cory Stillman, May 26-June 5, 2006
LONGEST POINT-SCORING STREAK	15 games	Eric Staal, April 24-May 28, 2006 (7g, 13a)
LONGEST SHUTOUT STREAK	143:55	Kevin Weekes, April 24-May 3, 2002

TEAM SINGLE-GAME PLAYOFF RECORDS

MOST GOALS	9	April 12, 1986, in a 9-4 win vs. Quebec
MOST GOALS AGAINST	8	April 9, 1980, in an 8-4 loss at Montreal
MOST TOTAL GOALS	13	April 12, 1986, in a 9-4 win vs. Quebec
FASTEST GOAL (game)	0:25	Erik Cole, May 13, 2002, in an 8-2 win at Montreal
FASTEST GOAL (period)	0:22	Ray Whitney, April 24, 2006, in a 6-5 2OT loss vs. Montreal (third period)
LARGEST WINNING MARGIN	6	May 13, 2002, in an 8-2 win at Montreal
		May 6, 2006, in a 6-0 win vs. New Jersey
LARGEST LOSING MARGIN	5	April 8, 1980, in a 6-1 loss at Montreal
		April 11, 1991, in a 6-1 loss at Boston
		April 22, 2006, in a 6-1 loss vs. Montreal
SHORTEST OVERTIME	0:24	April 29, 1992, in a 2-1 win vs. Montreal
LONGEST OVERTIME	54:47	June 8-9, 2002, in a 3-2 loss vs. Detroit
LONGEST GAME	114:47	June 8-9, 2002, in a 3-2 loss vs. Detroit. Igor Larionov scored at 14:47 of the third overtime.
MOST PENALTY MINUTES	71	April 17, 2001, in a 4-0 loss vs. New Jersey
MOST PENALTY MINUTES, BOTH TEAMS	243	April 11, 1987, in a 3-1 loss at Quebec

TEAM SERIES PLAYOFF RECORDS

MOST GOALS SCORED	22	vs. Buffalo, 2006, seven games
FEWEST GOALS SCORED	7	vs. Detroit, 2002, five games
MOST GOALS ALLOWED	27	by Quebec, 1987, six games
FEWEST GOALS ALLOWED	6	by Toronto, 2002, six games

TEAM ONE-YEAR PLAYOFF RECORDS

MOST GOALS SCORED	73	2006, 25 games
MOST GOALS ALLOWED	60	2006, 25 games
MOST TOTAL GOALS	133	2006, 25 games
MOST SHUTOUTS	3	2002, (4/27 and 5/3, Kevin Weekes; 5/23, Arturs Irbe)
		2006, (5/6 and 5/7, Cam Ward; 5/26, Martin Gerber)
LONGEST WINNING STREAK	7 games	April 26-May 10, 2006
LONGEST LOSING STREAK	4 games	April 11-16, 1987; April 5-9, 1989
		June 6-13, 2002; May 18-26, 2009

OPPONENT PLAYOFF RECORDS

OPPONENTS INDIVIDUAL SINGLE-GAME PLAYOFF RECORDS

MOST GOALS	3	Peter Stastny (April 11, 1987, in 5-1 Quebec win); Michel Goulet (April 12, 1987, in 4-1 Quebec win); John Ogrodnick (April 14, 1987, in 7-5 Quebec win); Cam Neely (April 4, 1991, in 4-3 Boston win) Evgeni Malkin (May 21, 2009, in a 7-4 Pittsburgh win)
MOST ASSISTS	5	Risto Siltanen, Quebec, April 5, 1987, in 7-5 Quebec win
MOST POINTS	5	Risto Siltanen, Quebec, April 5, 1987 (5a)
MOST PENALTY MINUTES	24	Randy Moller, Quebec, April 12, 1986, in a 9-4 Quebec loss
MOST SAVES	45	Jose Theodore, Montreal, May 5, 2002, in 4-1 Montreal win
FASTEST TWO GOALS BY ONE PLAYER	2:40	Kirk Muller, Montreal, April 27, 1992, in 7-4 Montreal win
MOST SHOTS ON GOAL	8	Alexander Mogilny, Toronto, May 19, 2002 Evgeni Malkin, May 21, 2009, in a 7-4 Pittsburgh win

OPPONENTS INDIVIDUAL SERIES PLAYOFF RECORDS

MOST GOALS	6	Yvon Lambert, Montreal, 1980; Stephane Richer, Montreal, 1988 Michel Goulet, Quebec, 1987; Evgeni Malkin, Pittsburgh, 2009
MOST ASSISTS	9	Denis Savard, Montreal, 1992
MOST POINTS	11	Stephane Richer, Montreal, 1988
MOST PENALTY MINUTES	50	Basil McRae, Quebec, 1987
MOST SAVES	222	Martin Brodeur, New Jersey, 2009
MOST SHOTS ON GOAL	29	Zach Parise, New Jersey, 2009
MOST CONSECUTIVE GAMES BY GOALTENDER	7	Patrick Roy, Montreal, 1986; Ryan Miller, Buffalo, 2006 Martin Brodeur, New Jersey, 2009; Tim Thomas, Boston, 2009
LONGEST SHUTOUT STREAK	186:03	Dominik Hasek, Detroit, 2002

OPPONENTS SINGLE-GAME PLAYOFF RECORDS

MOST GOALS	8	April 9, 1980, Montreal defeated Hartford 8-4
MOST GOALS AGAINST	9	April 12, 1986, Hartford defeated Quebec 9-4
MOST TOTAL GOALS	13	April 12, 1986, Hartford defeated Quebec 9-4
FASTEST GOAL (game)	0:13	Petri Skriko, April 5, 1991, in a 4-3 Boston win
FASTEST GOAL (period other than first)	0:29	Yvon Lambert in overtime on April 11, 1980 Montreal defeated Hartford 4-3
LARGEST WINNING MARGIN	5	Montreal in a 6-1 victory on April 8, 1980 Boston in a 6-1 victory on April 11, 1991 Montreal in a 6-1 victory on April 22, 2006
LARGEST LOSING MARGIN	6	Montreal in an 8-2 loss on May 13, 2002 New Jersey in a 6-0 loss on May 6, 2006

OPPONENTS TEAM SERIES PLAYOFF RECORDS

MOST GOALS SCORED	27	Quebec in 1987 in a 4-2 series win by Quebec
FEWEST GOALS SCORED	6	Toronto in 2002 in a 4-2 series win by Carolina
MOST GOALS ALLOWED	22	Buffalo in 2006 in a 4-3 series win by Carolina
FEWEST GOALS ALLOWED	7	Detroit in 2002 in a 4-1 series win by Detroit

TOP 20 PLAYOFF SCORERS

	PLAYER	GP	G	A	PTS	PIM
1.	STAAL, Eric	43	19	24	43	12
2.	FRANCIS, Ron	62	14	25	39	26
3.	BRIND'AMOUR, Rod	72	18	20	38	46
4.	DINEEN, Kevin	44	17	14	31	109
5.	WHITNEY, Ray	42	12	14	26	19
	STILLMAN, Cory	25	9	17	26	14
7.	CULLEN, Matt	43	7	17	24	26
8.	EVASON, Dean	38	8	15	23	18
9.	BABYCH, Dave	31	7	13	20	32
10.	BATTAGLIA, Bates	35	5	14	19	24
11.	***WILLIAMS, Justin***	***25***	***7***	***11***	***18***	***34***
	FERRARO, Ray	33	7	11	18	24
13.	O'NEILL, Jeff	34	9	7	17	37
	ANDERSON, John	20	6	11	17	2
15.	RECCHI, Mark	25	7	9	16	18
	KAPANEN, Sami	34	4	12	16	6
	WEIGHT, Doug	23	3	13	16	20
18.	GAVIN, Stewart	22	8	7	15	27
	HEDICAN, Bret	46	3	12	15	56
20.	COLE, Erik	43	6	8	14	52
	KABERLE, Frantisek	32	4	10	14	10

TEAM PLAYOFF GOALTENDING

GOALTENDER	GP	MINS	GA	GAA	SVS	SVS%	W-L	SO	SA
WEEKES, Kevin	8	408	11	1.62	169	.939	3-2	2	180
IRBE, Arturs	30	1846	65	2.11	797	.925	14-16	1	862
WARD, Cam	41	2421	96	2.38	1064	.917	23-18	4	1,160
WEEKS, Steve	4	205	9	2.63	77	.895	1-2	0	86
PIETRANGELO, Frank	7	425	19	2.68	225	.922	3-4	0	244
LIUT, Mike	17	933	50	3.21	417	.892	8-7	1	467
GERBER, Martin	6	221	13	3.53	77	.856	1-1	1	90
BRODEUR, Richard	4	200	12	3.60	75	.882	1-3	0	87
SIDORKIEWICZ, Peter	15	912	55	3.62	404	.881	5-10	0	459
WHITMORE, Kay	3	154	11	4.29	67	.859	0-2	0	78
SMITH, Al	2	120	10	5.00	55	.846	0-2	0	65
GARRETT, John	1	60	8	8.00	32	.800	0-1	0	40

OPPONENT PLAYOFF SCORING LEADERS

	PLAYER	TEAM	GP	G	A	PTS
1.	Patrik Elias	NJ	24	6	13	19
2.	Cam Neely	BOS	13	9	9	18
	Ray Bourque	BOS	15	4	14	18
4.	Craig Janney	BOS	9	2	14	16
5.	Stephane Richer	MTL-NJ	20	10	5	15
	Mats Naslund	MTL	14	4	11	15
7.	Bobby Smith	MTL	17	7	7	14
	Guy Carbonneau	MTL	24	7	7	14
	Bobby Holik	NJ	15	8	6	14
10.	Peter Stastny	QUE	9	6	6	12
	Michel Goulet	QUE	9	7	5	12
	Brian Rafalski	NJ	17	4	8	12
13.	Dave Poulin	BOS	13	4	7	11
	Michael Ryder	BOS-MTL	13	3	8	11
15.	Brian Gionta	NJ	18	5	5	10
	Mike McPhee	MTL	21	5	5	10
	Brian Skrudland	MTL	24	4	6	10
	Robert Picard	QUE	9	2	8	10
	Denis Savard	MTL	7	1	9	10
	Larry Robinson	MTL	20	0	10	10

OPPONENT GOALTENDING LEADERS (Minimum 60 minutes)

GOALTENDER	TEAM	GP	MINS	GA	(EN)	GAA	SVS	SVS%	W-L
Dominik Hasek	DET	5	355	7		1.18	113	.942	4-1
Byron Dafoe	BOS	6	412	10		1.46	154	.939	4-2
Curtis Joseph	TOR	5	387	10		1.55	149	.937	2-4
Tim Thomas	BOS	7	440	15	(1)	2.04	197	.929	3-4
Martin Brodeur	NJ	24	1459	50	(1)	2.06	595	.922	10-11
Jussi Markkanen	EDM	6	361	13	(1)	2.16	124	.905	3-3
Marc-Andre Fleury	PIT	4	240	9		2.25	109	.924	4-0
Brian Hayward	MTL	3	184	7	(1)	2.28	68	.907	2-1
Cristobal Huet	MTL	6	386	15		2.33	197	.929	2-4
Patrick Roy	MTL	21	1307	52	(2)	2.39	545	.905	14-7
Andy Moog	BOS	12	691	28	(1)	2.43	287	.911	8-4
Ryan Miller	BUF	7	431	22		2.50	172	.887	3-4
Denis Herron	MTL	2	120	5		3.06	43	.896	2-0
Jose Theodore	MTL	6	326	18		3.31	184	.911	2-4
Mario Gosselin	QUE	6	349	19		3.35	181	.905	4-2
Clint Malarchuk	QUE	4	203	16		4.73	94	.855	0-3

GAME HISTORY

GAME-BY-GAME PLAYOFF HISTORY

DATE	RESULT			GWG (OT TIME)	GOALIES: HFD-CAR/OPP (SAVES)	ATT.
1980						
Preliminary Round						
April 8	HFD 1 at MTL 6		Loss	Brian Engblom	Al Smith (31)/Denis Heron (20)	15,992
April 9	HFD 4 at MTL 8		Loss	Bob Gainey	John Garrett (32)/Denis Heron (23)	15,242
April 11	MTL 4 at HFD 3	OT	Loss	Yvon Lambert (0:29)	Al Smith (24)/Michel Larocque (25)	14,460
1981-1985						*Out of the Playoffs*
1986						
DIVISION SEMIFINAL						
April 9	HFD 3 at QUE 2	OT	WIN	SYLVAIN TURGEON (2:36)	Mike Liut (37)/Clint Malarchuk (34)	14,504
April 10	HFD 4 at QUE 1		WIN	PAUL MacDERMID	Mike Liut (26)/Clint Malarchuk (27)	14,562
April 12	QUE 4 at HFD 9		WIN	ULF SAMUELSSON	Mike Liut (29)/Clint Malarchuk (9)-Mario Gosselin (17)	15,126
DIVISION FINAL						
April 17	HFD 4 at MTL 1		WIN	SYLVAIN TURGEON	Mike Liut (26)/Patrick Roy (20)	17,145
April 19	HFD 1 at MTL 3		Loss	Guy Carbonneau	Mike Liut (27)/Patrick Roy (24)	17,657
April 21	MTL 4 at HFD 1		Loss	Stephane Richer	Mike Liut (5)-Steve Weeks (13)/Patrick Roy (20)	15,126
April 23	MTL 1 at HFD 2	OT	WIN	KEVIN DINEEN (1:06)	Steve Weeks (18)/Patrick Roy (22)	15,126
April 25	HFD 3 at MTL 5		Loss	Mike Lalor	Steve Weeks (25)/Patrick Roy (20)	17,660
April 27	MTL 0 at HFD 1		WIN	KEVIN DINEEN	Mike Liut (32)/Patrick Roy (16)	15,126
April 29	HFD 1 at MTL 2	OT	Loss	Claude Lemieux (5:55)	Mike Liut (30)/Patrick Roy (24)	17,546
1987						
DIVISION SEMIFINAL						
April 8	QUE 2 at HFD 3	OT	WIN	PAUL MacDERMID (2:20)	Mike Liut (23)/Mario Gosselin (38)	15,126
April 9	QUE 4 at HFD 5		WIN	DANA MURZYN	Mike Liut (20)/Clint Malarchuk (24)	15,126
April 11	HFD 1 at QUE 5		Loss	Peter Stastny	Mike Liut (11)-Steve Weeks (21)/Mario Gosselin (29)	14,527
April 12	HFD 1 at QUE 4		Loss	Michel Goulet	Mike Liut (33)/Mario Gosselin (28)	14,389
April 14	QUE 7 at HFD 5		Loss	John Ogrodnick	Mike Liut (17)/Mario Gosselin (38)	15,126
April 16	HFD 4 at QUE 5	OT	Loss	Peter Stastny (6:05)	Mike Liut (29)/Mario Gosselin (31)	15,383
1988						
DIVISION SEMIFINAL						
April 6	HFD 3 at MTL 4		Loss	Stephane Richer	Mike Liut (22)-Richard Brodeur (9)/Patrick Roy (21)	16,523
April 7	HFD 3 at MTL 7		Loss	Claude Lemieux	Richard Brodeur (21)/Patrick Roy (28)	16,640
April 9	MTL 4 at HFD 3		Loss	Ryan Walter	Mike Liut (24)/Patrick Roy (30)	15,223
April 10	MTL 5 at HFD 7		WIN	KEVIN DINEEN	Mike Liut (26)/Patrick Roy (36)	15,061
April 12	HFD 3 at MTL 1		WIN	CAREY WILSON	Richard Brodeur (22)/Brian Hayward (26)	16,687
April 14	MTL 2 at HFD 1		Loss	Stephane Richer	Richard Brodeur (23)/Brian Hayward (19)	15,223
1989						
DIVISION SEMIFINAL						
April 5	HFD 2 at MTL 6		Loss	Ryan Walter	Kay Whitmore (27)/Patrick Roy (25)	16,005
April 6	HFD 2 at MTL 3		Loss	Mike McPhee	Peter Sidorkiewicz (14)/Patrick Roy (27)	16,563
April 8	MTL 5 at HFD 4	OT	Loss	Stephane Richer (5:01)	Peter Sidorkiewicz (23)/Brian Hayward (23)	13,363
April 9	MTL 4 at HFD 3	OT	Loss	Russ Courtnall (15:12)	Kay Whitmore (36)/Patrick Roy (43)	12,245
1990						
DIVISION SEMIFINAL						
April 5	HFD 4 at BOS 3		WIN	RANDY LADOUCEUR	Peter Sidorkiewicz (33)/Rejean Lemelin (13)	14,448
April 7	HFD 1 at BOS 3		Loss	Garry Galley	Peter Sidorkiewicz (32)/Andy Moog (25)	14,448
April 9	BOS 3 at HFD 5		WIN	PAT VERBEEK	Peter Sidorkiewicz (32)/Andy Moog (22)	15,535
April 11	BOS 6 at HFD 5		Loss	Dave Poulin	Peter Sidorkiewicz (23)/R. Lemelin (17)/Andy Moog (7)	15,535
April 13	HFD 2 at BOS 3		Loss	Cam Neely	Peter Sidorkiewicz (15)/Andy Moog (20)	14,448
April 15	BOS 2 at HFD 3	OT	WIN	KEVIN DINEEN (12:30)	Peter Sidorkiewicz (23)/Andy Moog (23)	15,535
April 17	HFD 1 at BOS 3		Loss	Craig Janney	Peter Sidorkiewicz (22)/Andy Moog (27)	14,448

1991

DIVISION SEMIFINAL

April 3	HFD 5	at	BOS 2		WIN	ROB BROWN	Peter Sidorkiewicz (26)/Andy Moog (19)	14,448
April 5	HFD 3	at	BOS 4		Loss	Cam Neely	Peter Sidorkiewicz (36)/Andy Moog (24)	14,448
April 7	BOS 6	at	HFD 3		Loss	Dave Christian	Peter Sidorkiewicz (17)/Andy Moog (22)	15,635
April 9	BOS 3	at	HFD 4		WIN	ZARLEY ZALAPSKI	Peter Sidorkiewicz (32)/Andy Moog (30)	14,198
April 11	HFD 1	at	BOS 6		Loss	Dave Christian	Peter Sidorkiewicz (26)/Andy Moog (25)	14,448
April 13	BOS 3	at	HFD 1		Loss	Bob Sweeney	Peter Sidorkiewicz (13)/Andy Moog (31)	15,635

1992

DIVISION SEMIFINAL

April 19	HFD 0	at	MTL 2		Loss	Gilbert Dionne	Frank Pietrangelo (28)/Patrick Roy (32)	16,624
April 21	HFD 2	at	MTL 5		Loss	Kirk Muller	Frank Pietrangelo (23)/Patrick Roy (15)	16,627
April 23	MTL 2	at	HFD 5		WIN	JOHN CULLEN	Frank Pietrangelo (32)/Patrick Roy (28)	6,728
April 25	MTL 1	at	HFD 3		WIN	RANDY CUNNEYWORTH	Frank Pietrangelo (24)/Patrick Roy (33)	10,071
April 27	HFD 4	at	MTL 7		Loss	Kirk Muller	Frank Pietrangelo (23)-Kay Whitmore (4)/P. Roy (19)	16,693
April 29	MTL 1	at	HFD 2	OT	WIN	YVON CORRIVEAU (0:24)	Frank Pietrangelo (42)/Patrick Roy (24)	8,262
May 1	HFD 2	at	MTL 3	2 OT	Loss	Russ Courtnall (25:26)	Frank Pietrangelo (53)/Patrick Roy (39)	17,718

1993-1998

Out of the Playoffs

1999

CONFERENCE QUARTERFINAL

April 22	BOS 2	at	CAR 0		Loss	Rob DiMaio	Arturs Irbe (27)/Byron Dafoe (19)	11,059
April 24	BOS 2	at	CAR 3	OT	WIN	RAY SHEPPARD (17:05)	Arturs Irbe (22)/Byron Dafoe (27)	11,059
April 26	CAR 3	at	BOS 2		WIN	ROBERT KRON	Arturs Irbe (24)/Byron Dafoe (18)	17,565
April 28	CAR 1	at	BOS 4		Loss	Landon Wilson	Arturs Irbe (26)/Byron Dafoe (22)	17,565
April 30	BOS 4	at	CAR 3	2 OT	Loss	Anson Carter (34:45)	Arturs Irbe (48)/Byron Dafoe (37)	11,059
May 2	CAR 0	at	BOS 2		Loss	Joe Thornton	Arturs Irbe (19)/Byron Dafoe (31)	17,565

2000

Out of the Playoffs

2001

CONFERENCE QUARTERFINAL

April 12	CAR 1	at	NJ 5		Loss	Bobby Holik	Arturs Irbe (31)/Martin Brodeur (17)	19,040
April 15	CAR 0	at	NJ 2		Loss	Alexander Mogilny	Arturs Irbe (27)/Martin Brodeur (18)	19,040
April 17	NJ 4	at	CAR 0		Loss	Bobby Holik	Arturs Irbe (20)/Martin Brodeur (18)	17,525
April 18	NJ 2	at	CAR 3	OT	WIN	ROD BRIND'AMOUR (0:46)	Arturs Irbe (32)/Martin Brodeur (30)	14,339
April 20	CAR 3	at	NJ 2		WIN	JEFF O'NEILL	Arturs Irbe (37)/Martin Brodeur (11)	19,040
April 22	NJ 5	at	CAR 1		Loss	Sergei Brylin	Arturs Irbe (34)/Martin Brodeur (14)	18,730

2002

CONFERENCE QUARTERFINAL

April 17	NJ 1	at	CAR 2		WIN	ERIK COLE	Arturs Irbe (34)/Martin Brodeur (15)	15,401
April 19	NJ 1	at	CAR 2	OT	WIN	BATES BATTAGLIA (15:26)	Arturs Irbe (30)/Martin Brodeur (26)	18,730
April 21	CAR 0	at	NJ 4		Loss	Brian Gionta	Arturs Irbe (9), Kevin Weekes (22)/Martin Brodeur (16)	17,004
April 23	CAR 1	at	NJ 3		Loss	Brian Gionta	Arturs Irbe (6), Kevin Weekes (13)/Martin Brodeur (23)	17,057
April 24	NJ 2	at	CAR 3	OT	WIN	JOSEF VASICEK (8:16)	Kevin Weekes (40)/Martin Brodeur (35)	18,336
April 27	CAR 1	at	NJ 0		WIN	RON FRANCIS	Kevin Weekes (32)/Martin Brodeur (21)	17,104

CONFERENCE SEMIFINAL

May 3	MTL 0	at	CAR 2		WIN	RON FRANCIS	Kevin Weekes (25)/Jose Theodore (36)	18,809
May 5	MTL 4	at	CAR 1		Loss	Andrei Markov	Kevin Weekes (12)/Jose Theodore (45)	18,730
May 7	CAR 1	at	MTL 2	OT	Loss	Donald Audette	Kevin Weekes (18)/Jose Theodore (33)	21,273
May 9	CAR 4	at	MTL 3	OT	WIN	NICLAS WALLIN (3:14)	Kevin Weekes (7), Arturs Irbe (10)/Jose Theodore (36)	21,273
May 12	MTL 1	at	CAR 5		WIN	ROD BRIND'AMOUR	Arturs Irbe (30)/Jose Theodore (26)	18,853
May 13	CAR 8	at	MTL 2		WIN	SEAN HILL	Arturs Irbe (31)/Jose Theodore (8); Stephane Fiset (16)	21,273

CONFERENCE FINAL

May 16	TOR 2	at	CAR 1		Loss	Jonas Hoglund	Arturs Irbe (22)/Curtis Joseph (31)	18,730
May 19	TOR 1	at	CAR 2	OT	WIN	NICLAS WALLIN (13:42)	Arturs Irbe (26)/Curtis Joseph (31)	18,924
May 21	CAR 2	at	TOR 1	OT	WIN	JEFF O'NEILL (6:01)	Arturs Irbe (20)/Curtis Joseph (15)	19,293
May 23	CAR 3	at	TOR 0		WIN	JAROSLAV SVOBODA	Arturs Irbe (31)/Curtis Joseph (12)	19,299
May 25	TOR 1	at	CAR 0		Loss	Darcy Tucker	Arturs Irbe (18)/Curtis Joseph (27)	19,016
May 28	CAR 2	at	TOR 1	OT	WIN	MARTIN GELINAS (8:05)	Arturs Irbe (35)/Curtis Joseph (33)	19,327

STANLEY CUP FINAL

June 4	CAR 3	at	DET 2	OT	WIN	RON FRANCIS (0:58)	Arturs Irbe (23)/Dominik Hasek (23)	20,058
June 6	CAR 1	at	DET 3		Loss	Nicklas Lidstrom	Arturs Irbe (27)/Dominik Hasek (16)	20,058
June 8	DET 3	at	CAR 2	3OT	Loss	Igor Larionov (54:47)	Arturs Irbe (50)/Dominik Hasek (41)	18,982
June 10	DET 3	at	CAR 0		Loss	Brett Hull	Arturs Irbe (24)/Dominik Hasek (17)	18,986
June 13	CAR 1	at	DET 3		Loss	Brendan Shanahan	Arturs Irbe (24)/Dominik Hasek (16)	20,058

GAME HISTORY

2003-2004

Out of the Playoffs

2006

CONFERENCE QUARTERFINAL

April 22	MTL 6	at	CAR 1		Loss	Radek Bonk	Martin Gerber (15)/Cristobal Huet (42)	18,812
April 24	MTL 6	at	CAR 5	2OT	Loss	Michael Ryder (22:32)	Martin Gerber (10), Cam Ward (20)/Cristobal Huet (41)	18,730
April 26	CAR 2	at	MTL 1	OT	WIN	ERIC STAAL (3:38)	Cam Ward (27)/Cristobal Huet (34)	21,273
April 28	CAR 3	at	MTL 2		WIN	ROD BRIND'AMOUR	Cam Ward (23)/Cristobal Huet (27)	21,273
April 30	MTL 1	at	CAR 2		WIN	MATT CULLEN	Cam Ward (30)/Cristobal Huet (26)	18,887
May 2	CAR 2	at	MTL 1	OT	WIN	CORY STILLMAN (1:19)	Cam Ward (25)/Cristobal Huet (27)	21,273

CONFERENCE SEMIFINAL

May 6	NJ 0	at	CAR 6		WIN	RAY WHITNEY	Cam Ward (21)/Martin Brodeur (29), Scott Clemmensen (3)	18,730
May 8	NJ 2	at	CAR 3	OT	WIN	NICLAS WALLIN (3:09)	Cam Ward (21)/Martin Brodeur (35)	18,730
May 10	CAR 3	at	NJ 2		WIN	ROD BRIND'AMOUR	Cam Ward (28)/Martin Brodeur (21)	16,862
May 13	CAR 1	at	NJ 5		Loss	Jay Pandolfo	Cam Ward (13), Martin Gerber (15)/Martin Brodeur (19)	17,585
May 14	NJ 1	at	CAR 4		WIN	CORY STILLMAN	Cam Ward (17)/Martin Brodeur (27)	18,730

CONFERENCE FINAL

May 20	BUF 3	at	CAR 2		Loss	Jay McKee	Cam Ward (24)/Ryan Miller (29)	18,730
May 22	BUF 3	at	CAR 4		WIN	JUSTIN WILLIAMS	Cam Ward (16)/Ryan Miller (31)	18,730
May 24	CAR 3	at	BUF 4		Loss	Ales Kotalik	Cam Ward (22), Martin Gerber (7)/Ryan Miller (24)	18,690
May 26	CAR 4	at	BUF 0		WIN	MARK RECCHI	Martin Gerber (22)/Ryan Miller (17)	18,690
May 28	BUF 3	at	CAR 4	OT	WIN	CORY STILLMAN (8:46)	Martin Gerber (8)-Cam Ward (15)/Ryan Miller (22)	18,730
May 30	CAR 1	at	BUF 2	OT	Loss	Daniel Briere (4:22)	Cam Ward (29)/Ryan Miller (25)	18,690
June 1	BUF 2	at	CAR 4		WIN	ROD BRIND'AMOUR	Cam Ward (22)/Ryan Miller (24)	18,730

STANLEY CUP FINAL

June 5	EDM 4	at	CAR 5		WIN	ROD BRIND'AMOUR	Cam Ward (34)/Dwayne Roloson (19), Ty Conklin (2)	18,797
June 7	EDM 0	at	CAR 5		WIN	ANDREW LADD	Cam Ward (25)/Jussi Markkanen (21)	18,928
June 10	CAR 1	at	EDM 2		Loss	Ryan Smyth	Cam Ward (28)/Jussi Markkanen (24)	16,839
June 12	CAR 2	at	EDM 1		WIN	MARK RECCHI	Cam Ward (20)/Jussi Markkanen (18)	16,839
June 14	EDM 4	at	CAR 3	OT	Loss	Fernando Pisani (3:31)	Cam Ward (25)/Jussi Markkanen (21)	18,974
June 17	CAR 0	at	EDM 4		Loss	Fernando Pisani	Cam Ward (30)/Jussi Markkanen (16)	16,839
June 19	EDM 1	at	CAR 3		WIN	FRANTISEK KABERLE	Cam Ward (22)/Jussi Markkanen (24)	18,978

2007-2008

Out of the Playoffs

2009

CONFERENCE QUARTERFINAL

April 15	CAR 1	at	NJ 4		Loss	Zach Parise	Cam Ward (35)/Martin Brodeur (18)	17,625
April 17	CAR 2	at	NJ 1	OT	WIN	TIM GLEASON (2:40)	Cam Ward (33)/Martin Brodeur (30)	17,625
April 19	NJ 3	at	CAR 2	OT	Loss	Travis Zajac (4:58)	Cam Ward (32)/Martin Brodeur (28)	17,971
April 21	NJ 3	at	CAR 4		WIN	JUSSI JOKINEN	Cam Ward (26)/Martin Brodeur (42)	17,465
April 23	CAR 0	at	NJ 1		Loss	David Clarkson	Cam Ward (41)/Martin Brodeur (44)	17,625
April 26	NJ 0	at	CAR 4		WIN	RAY WHITNEY	Cam Ward (28)/Martin Brodeur (33)	18,680
April 28	CAR 4	at	NJ 3		WIN	ERIC STAAL	Cam Ward (32)/Martin Brodeur (27)	17,625

CONFERENCE SEMIFINAL

May 1	CAR 1	at	BOS 4		Loss	Marc Savard	Cam Ward (20)/Tim Thomas (26)	17,565
May 3	CAR 3	at	BOS 0		WIN	JOE CORVO	Cam Ward (36)/Tim Thomas (22)	17,565
May 6	BOS 2	at	CAR 3	OT	WIN	JUSSI JOKINEN	Cam Ward (21)/Tim Thomas (38)	18,680
May 8	BOS 1	at	CAR 4		WIN	JUSSI JOKINEN	Cam Ward (20)/Tim Thomas (27)	18,878
May 10	CAR 0	at	BOS 4		Loss	Mark Recchi	Cam Ward (36)/Tim Thomas (19)	17,565
May 12	BOS 4	at	CAR 2		Loss	Marc Savard	Cam Ward (15)/Tim Thomas (31)	18,680
May 14	CAR 3	at	BOS 2	OT	WIN	SCOTT WALKER	Cam Ward (34)/Tim Thomas (34)	17,565

CONFERENCE FINAL

May 18	CAR 2	at	PIT 3		Loss	Philippe Boucher	Cam Ward (28)/Marc-Andre Fleury (23)	17,132
May 21	CAR 4	at	PIT 7		Loss	Evgeni Malkin	Cam Ward (35)/Marc-Andre Fleury (24)	17,132
May 23	PIT 6	at	CAR 2		Loss	Evgeni Malkin	Cam Ward (34)/Marc-Andre Fleury (32)	18,789
May 26	PIT 4	at	CAR 1		Loss	Maxime Talbot	Cam Ward (21)/Marc-Andre Fleury (30)	18,680

2010-2018

Out of the Playoffs



GENERAL INFO

Media and NHL Information

MEDIA INFO

The Carolina Hurricanes extend a cordial welcome to all media covering our home games. We appreciate the coverage you provide us, and we will do everything possible to assist you in your game duties.

The following is some information relating to our game night operation and press box which you should read carefully. Your cooperation in following these guidelines is much appreciated.

MEDIA RELATIONS DEPARTMENT

Mike Sundheim — Vice President of Communications and Team Services
Office: 919/861-5477 *Home:* 919/233-7322
Mobile: 919/522-4583 *Email:* mikes@carolinahurricanes.com *Twitter:* @MikeSundheim

Pace Sagester — Manager of Communications and Team Services
Office: 919/861-5429
Mobile: 919/368-3533 *Email:* paces@carolinahurricanes.com *Twitter:* @PaceSagester

Mike Brown — Communications and Hockey Operations Coordinator
Office: 919/861-7148
Mobile: 207/752-4740 *Email:* michaelb@carolinahurricanes.com *Twitter:* @mike _ brownie

Department website: CanesPR.com

MEDIA CREDENTIALS POLICY

Media credentials are issued to working media only. All credentials are non-transferable, and any unauthorized use will subject bearer to ejection from PNC Arena and confiscation of the credential. Credentials are good for admittance to the arena, press box, media meal room and both locker rooms.

Media credentials are divided into two categories: full-season and single-game. Full-season media passes will be issued to recognized newspapers, magazines, television, radio stations and established websites by completing the request form at CanesPR.com. Please follow up via email with Mike Brown (michaelb@carolinahurricanes.com) after submitting your credential request. A media credential cannot be used to sit in spectator seating areas.

Single-game credentials should be requested via email to Mike Brown at least 24 hours prior to game time.

Photo credentials will be issued on a priority basis to daily publications, wire services, team photographers or national publications on specific assignments only.

PRE-GAME ACCESS

By request, the Hurricanes may open their locker room to the media two hours prior to all home games for a short window of availability.

MEDIA PARKING

Full-season media will be issued general media parking passes. The East (black) lot is closest to the media entrance, which is the VIP entrance on the South end of the building, adjacent to the box office. Television crews will be allowed to park just outside the security entrance. However, there will only be space for one truck per station.

MEDIA ROOM

Media possessing credentials are invited to enjoy a meal before each game in the press room. The room opens two and a half hours before game time. Dining room usage is limited to those presenting valid Hurricanes or NHL Team Management passes. It is prohibited to allow family members, friends or guests into the press room without a valid credential. Our fine press meal costs $10.

MEDIA NOTES

A complete set of media notes and additional materials are available for all working media at the morning skate and in the media meal room. Notes and other materials will also be available in the press box before and during the game, and are posted on CanesPR.com.

PRESS BOX

The press box is located at the top floor (5) of PNC Arena and is accessible via the press elevator.

GAME-NIGHT STAFF

The Hurricanes game-night staff members are available to meet your needs, so please feel free to ask them for help on event nights. Staff members are posted at the press gate (VIP Entrance) and the media meal room prior to game time and in the press box after faceoff.

IN-GAME NOTES

In-Game Notes are delivered to all radio and television broadcasters, as well as all media located in the press box, throughout the game.

POST-GAME ACCESS

Both locker rooms will be opened five minutes after the teams leave the ice. Hurricanes Head Coach Rod Brind'Amour will hold a post-game news conference following each game in the Media Room. Written quotes from both Rod Brind'Amour and the visiting coach, in addition to game statistics, will be provided to the media. The officials' locker room is off-limits to the media. Should a comment or interpretation from the game's referee or NHL supervisor be needed, a pool reporter may be assigned.

AREAS OFF-LIMITS

Media are prohibited from entering the medical room and shower area within the Hurricanes' and visiting locker rooms.

PRACTICES

Hurricanes' practices are open to the public and all media. You should, however, verify times and location. Hurricanes' practices that are not at PNC Arena will be held at Raleigh Center Ice in Raleigh, NC. Updates to the practice schedule are posted on CanesPR.com.

Directions to PNC Arena

FROM THE AIRPORT (RDU):
I-40 East to Wade Avenue exit… Take Edwards Mill Rd./Arena Exit and bear right… PNC Arena is on the left.

Directions to Practice Facility

FROM THE AIRPORT:
I-40 East take Wade Avenue exit… Get onto I-440 Inner Beltline… Take Wake Forest Road exit (#10)… Take right onto Wake Forest Road… Make third left onto Hodges Street… Raleigh Center Ice is directly on the right.

PRINT AND WEB

ASHEBORO COURIER-TRIBUNE
P.O. Box 340
Asheboro, NC 27204
336/626-6133; ***Fax:*** 336/626-7074
Sports Editor: Dennis Garcia
dgarcia@courier-tribune.com

BURLINGTON TIMES-NEWS
707 South Main St.
Burlington, NC 27215
336/506-3050; ***Fax:*** 336/229-2463
Sports Editor: Bob Sutton
bsutton@thetimesnews.com

CANES COUNTRY
canescountry.com
Writer: Brian Leblanc
bdleblanc@gmail.com

HERALD-SUN OF DURHAM
1530 N. Gregson St. Suite 2A
Durham, NC 27701
919/419-6500; ***Fax:*** 919/419-6889
Sports Editor: Steve Ruinsky
sruinsky@newsobserver.com

INDEPENDENT WEEKLY
indyweek.com
320 E. Chapel Hill St. Suite 200
Durham, NC 27701
919/286-1972

NEWS & OBSERVER

421 Fayetteville St. Suite 104
Raleigh, NC 27602
919/829-4500
Sports Editor: Steve Ruinsky
sruinsky@newsobserver.com
Writers: Chip Alexander
calexander@newsobserver.com
Luke DeCock
ldecock@newsobserver.com
Multimedia Editor: Scott Sharpe
ssharpe@newsobserver.com

NORTH STATE JOURNAL
nsjonline.com
819 W. Hargett St.
Raleigh, North Carolina 27603
info@nsjonline.com
866/458-7184
Sports Editor: Cory Lavalette
cory.lavalette@nsjonline.com

TRIANGLE BUSINESS JOURNAL
bizjournals.com/triangle
3515 Glenwood Ave. Suite 220
Raleigh, NC 27612
919/878-0010
Managing Editor: Dane Huffman
danehuffman@bizjournals.com

TRIANGLE SPORTS NETWORK
trianglesportsnet.com
Writer: Peter Koutroumpis
pksportconsultant@gmail.com

WILSON TIMES
P.O. Box 2447
Wilson, NC 27894
252/265-7807
Sports Editor: Paul Durham
paul@wilsontimes.com

WRALSPORTSFAN.COM
P.O. Box 12000
Raleigh, NC 27605
919/821-8793

ALL SPORTS RADIO

*(*Rightsholder)*

***99.9 THE FAN**
WCMC (99.9 FM)
Program Director: Dennis Glasgow
Hurricanes Insider: Adam Gold
Hurricanes Host: Alec Campbell
Hosts: Joe Ovies, Adam Gold
3100 Highwoods Blvd. Suite 140
Raleigh, NC 27604
919/860-6299
acampbell@999thefan.com

620 THE BUZZ
WDNC (620 AM | 99.3 FM)
3100 Highwoods Blvd. Suite 140
Raleigh, NC 27604
919/860-6299

PIRATE RADIO
WGHB (1250 AM)
WDLX (930 AM)
P.O. Box 3333
Greenville, NC 27836
252/317-1250

252RADIO
WWNB (103.9 FM | 1490 AM)
WAVQ (1400 AM)
WNOS (105.9 FM | 1450 AM)
WECU (1570 AM)
1202 Pollock St.
New Bern, NC 28560
252/633-1490

TRIAD SPORTS NETWORK
WSML (1200 AM)
WMFR (1230 AM)
WCOG (1320 AM)
210 N. Main St. Suite 330
Kernersville, NC 27284
336/777-3900

OTHER LOCAL RADIO

CAPITOL BROADCASTING CO.
WRAL (101.5 FM)
3100 Highwoods Blvd. Suite 140
Raleigh, NC 27604
919/890-6000

CURTIS MEDIA GROUP
WWMY (102.9 FM)
WBBB (96.1 FM)
WDTF (570 AM)
WKXU (101.1 FM)
WKIX (102.3 FM)
WPTF (680 AM)
3012 Highwoods Blvd. Suite 200
Raleigh, NC 27604
919/790-9392

IHEARTMEDIA, INC.
WDCG (105.1 FM)
WDCG HD2 (95.3 FM)
WRDU (100.7 FM)
WNCB (93.9 FM)
WTKK (106.1 FM)
3100 Smoketree Court, #505
Raleigh, NC 27604
919/876-1061
919/876-8578

LOCAL MEDIA

TELEVISION

WLFL (Channel 22 – CW)
3012 Highwoods Blvd., Suite 101
Raleigh, NC 27604
919/790-9535; ***Fax:*** 919/878-3877

WNCN (Channel 17 – CBS)
1205 Front St.
Raleigh, NC 27610
919/836-1717; ***Fax:*** 919/836-1687
Sports Editor: Jeff Jones
Sportscasters: Todd Gibson, Arran Andersen

WRAL (Channel 5 – NBC)
P.O. Box 12000
Raleigh, NC 27605
919/821-8600; ***Fax:*** 919/821-8541
Sportscasters: Jeff Gravley, Jared Fialko, Mary Dunleavy, Mandy Mitchell

WRAZ (Channel 50 – FOX)
P.O. Box 12000
Raleigh, NC 27605
919/515-5050; ***Fax:*** 919/821-8541

WTVD (Channel 11 – ABC)
319 Fayetteville St., Suite 107
Raleigh, NC 27601
800/672-9883
Sportscasters: Mark Armstrong, Joe Mazur, Bridget Condon
Photographer: Charlie Mickens

Spectrum News
2505 Atlantic Ave., Suite 102
Raleigh, NC 277604
919/882-4040
Sportscasters: Mike Solarte, J.B. Ricks, Jason Brown, Eddie Hughes, Mike Toper

WIRE SERVICES

Associated Press
4800 Six Forks Rd. #210
Raleigh, NC 27609
919/510-8937; ***Fax:*** 919/834-1078
Sports Editor: Joedy McCreary
Reporter: Aaron Beard
Mobile: 919/341-4024

PHOTOGRAPHER

Gregg Forwerck
Home: 704/882-3113
Mobile: 704/668-1045

RALEIGH AREA INFORMATION *(Area Code 919)*

TAXI SERVICES

Cardinal Cab, Inc.	828-3228
Checkers Taxi	779-2645
Omni Taxi and Transfer	821-0066
Taxi Taxi	333-3333
Universal Cab	832-3633
USA Taxi	877-0515

AREA HOTELS

Comfort Suites, Arena	854-0502
Embassy Suites, Airport	572-2200
Embassy Suites, Crabtree Valley	881-0833
Hilton Garden Inn, Crabtree Valley	703-2525
Marriott, Raleigh City Center	833-1120
Marriott, RTP	941-6200
Raleigh Marriott, Crabtree Valley	781-7000
Renaissance, North Hills	571-8773
The Umstead	888-678-1711
Washington Duke Inn & Golf Club	419-0627
JB Duke Hotel	660-6400

PUBLIC GOLF COURSES

Eagle Ridge	661-6300
Lochmere	851-0611
Lonnie Poole (N.C. State)	833-3338
Neuse Golf Club	550-0550
Pine Hollow	553-4554
River Ridge	661-8374
UNC Finley Golf Course	962-2349

RESTAURANTS

42nd St. Oyster Bar	831-2811
Angus Barn	781-2444
Backyard Bistro	851-6203
Bella Monica	881-9778
Bonefish Grill	677-1347
Brio Tuscan Grill	881-2048
Buffalo Brothers	782-4949
Caffé Luna	832-6990
Charlie Goodnight's Restaurant & Comedy Club	828-5233
Cheesecake Factory	781-0050
Cowfish Sushi Burger Bar	784-0400
Dos Taquitos	787-3373
Edwards Mill Bar & Grill	783-5447
Five Star Restaurant	833-3311
Fox and Hound	781-4495
Gravy	896-8513
Herons at The Umstead	447-4200
Hibernian Pub	833-2258
Irregardless Café	833-8898
Lynnwood Grill	785-0043
McCormick & Schmick's	881-7848
Ole Time Barbecue	859-2544
PF Chang's	787-7754
The Pit	890-4500
Raleigh Times	833-0999
Rey's Restaurant	380-0122
Rudino's Sports Corner	786-4235
Ruth's Chris Steak House (Cary)	677-0033
Ruth's Chris Steak House (Raleigh)	791-1103
Solas	755-0755
Spirits Pub & Grub	462-7001
Sullivan's Steak House	833-2888
Sushi Blues	664-8061
Vivace	787-7747
Woody's Sports Tavern & Grille	833-3000

NATIONAL HOCKEY LEAGUE

EXECUTIVE OFFICES

New York
1185 Avenue of the Americas, 15th Floor
New York, NY 10036
212/789-2000; ***Fax:*** 212/789-2020

NHL – Toronto
50 Bay Street, 11th Floor
Toronto, Ontario, M5J 2X8
416/359-7900; ***Fax:*** 416/981-2779

NHL – Montreal
1800 McGill College Avenue, Ste 2600
Montreal, Quebec, H3A 3J6
514/841-9220

NHL COMMUNICATIONS STAFF

COMMUNICATIONS

GARY MEAGHER, Executive Vice President
O: 416-359-7960, C: 416-729-4700, gmeagher@nhl.com

JOHN DELLAPINA, Senior Vice President
O: 212-789-2115, C: 917-363-7988, jdellapina@nhl.com
* Commissioner's Office & Department of Player Safety requests

JENNIFER NEZIOL, Vice President, Corporate Communications
TOR: 416-359-7912, NYC: 212-789-7912, C: 416-275-9182, jneziol@nhl.com
* Corporate communications inquiries/requests

GREG INGLIS, Senior Director
O: 212-789-2065, C: 347-853-2461, ginglis@nhl.com
* Editorial content/research

NIRVA MILORD, Senior Director, Corporate Communications
O: 212-789-2123, C: 917-715-6187, nmilord@nhl.com
* Corporate communications and entertainment publicity

JENNIFER MOAD, Director
O: 416-359-7961, C: 416-527-2852, jmoad@nhl.com
* Hockey Operations, Officiating and Central Scouting requests

JULIE YOUNG, Director
O: 416-359-7964, C: 416-605-3550, jyoung@nhl.com
* esports inquiries

JASMINE GHAFOUR, Senior Manager
O: 416-359-7968, C: 647-808-4876, jghafour@nhl.com

JOSH BERNSTEIN, Manager
O: 212-789-2609, C: 516-528-8365, jbpr@nhl.com
* Editorial content/research

STATISTICS & INFORMATION

O: 416-359-7978
@PR _ NHL on Twitter / Instagram #NHLStats

BENNY ERCOLANI, Vice President
O: 416-359-7963, C: 416-729-5666, bercolani@nhl.com

RUSS LEVINE, Vice President
O: 212-789-2783, C: 347-853-4159, rlevine@nhl.com

TREVOR BJERGSO, Senior Manager
O: 416-359-7965, C: 416-540-5306, tbjergso@nhl.com
* Situation Room requests

BRENDON CROSSMAN, Manager
O: 416-359-7903, C: 416-702-4645, bcrossman@nhl.com

STUART McCOMISH, Manager
O: 416-359-7966, smccomish@nhl.com

SCOTT RODGERS, Manager
srodgers@nhl.com

EVENT COMMUNICATIONS & PLAYER DEVELOPMENT

nhleventcommunications@nhl.com

JAMEY HORAN, Senior Vice President
O: 212-789-2785, C: 646-652-9981, jhoran@nhl.com
* Deputy Commissioner requests and event/player development inquiries

CHRIS WOJCIK, Director
O: 212-789-2097, C: 646-285-7711, cwojcik@nhl.com
* Event inquiries

DAVID KEON, Senior Manager
O: 416-359-7962, C: 416-729-5665, dkeon@nhl.com
* International credentials

CASEY BLOSSOM, Manager
O: 212-324-8112, C: 646-634-1311, cblossom@nhl.com

MEGAN COOPER, Coordinator
O: 212-324-8161, mcooper@nhl.com
* Event credentials

JEFF DAY, Coordinator
O: 212-789-2108, C: 914-552-1660, jday@nhl.com

SAM GILBERT, Coordinator
O: 416-359-7908, C: 514-594-8441, sgilbert@nhl.com

GINA MORRA, Coordinator
O: 212-789-2690, gmorra@nhl.com

EMILY CAMPBELL, Assistant
O: 212-789-2113, ecampbell@nhl.com

NHL SOCIAL

social@nhl.com

SEAN DENNISON, Director, Social Media
O: 212-789-2096, sdennison@nhl.com
* Departmental oversight

DAVID KLATT, Senior Manager, Social Media Programs
O: 212-789-2660, dklatt@nhl.com
* Events, programs and initiatives

CHRIS ACKROYD, Manager, In-Game Social Media
C: 437-777-9296, cackroyd@nhl.com
* In-game social media and day-to-day social content

KEVIN BAUMER, Manager, Social Content & Community Management
O: 212-789-2080, kbaumer@nhl.com
* Day-to-day social editorial, content and community management

ANDREW BOEHMER, Coordinator, In-Game Social Media
aboehmer@nhl.com
* In-game social media and weekend content management

DYLAN COOPER, Coordinator, In-Game Social Media
dcooper@nhl.com
* In-game social media and weekend content management

REBECCA FRIEDMAN, Coordinator, Social Media Programs
O: 212-324-6180, rfriedman@nhl.com
* LSC program, team coordination and on-site coverage

ENTRY LEVEL PLAYERS

1. Players 18 through 21 years of age when signing their first contract must remain in the entry level system for a period of three years; players age 22 and 23 when signing their first contract are in the entry level system for two years; while those age 24 when signing their first contract are in the entry level system for one year. Players age 25 and older will not be subject to the entry level system and have no limits on their compensation. Age is defined as the player's age on September 15 of the calendar year in which he signs the contract, regardless of his actual age on the date he signs such contract.
2. In the event that a signed 18- or 19-year-old player does not play a minimum of 10 NHL games (regular season and/or playoffs) in his first season under contract, the term of his player contract and his number of years in the entry level system will be extended for a period of one year. The exception to this is a 19-year-old player who turns 20 years of age between September 16 and December 31 in his first contract year.
3. In the event that a player signs his first contract at age 18 and has had his Player Contract extended for one season already, and such player does not play at least 10 NHL games (regular season and/or playoffs) in the second season under that player's Player Contract, then the term of his Player Contract and his number of years in the Entry Level System shall be extended for one additional year.

INJURED RESERVE LIST

A Club may place a Player on the Injured Reserve List only if such Player is reasonably expected to be injured, ill or disabled and unable to perform his duties as a hockey Player for a minimum of seven (7) days from the onset of such injury, illness or disability.

- Players on the Injured Reserve List may attend team meetings, travel with the Club (at the Club's option) and participate in practice sessions with other Players on the Club's Active Roster.
- Players on Injured Reserve are prohibited from appearing in NHL Games, participating in pre-game warm-ups with their Clubs, or dressing in game uniforms on NHL Game days.
- Players on Injured Reserve and Injured Non-Roster shall have access to the Club's primary training and medical facilities during regular business hours provided, however, the Club may restrict such Players' access during periods when Players on the Club's Active Roster are expected to be present at such primary training and medical facilities (e.g., pre-game skates, practices, games, medical and physical treatments for other Players) and within a reasonable period of time before and after such time periods.
- A Player who finishes an NHL Season on the Injured Reserve List and continues to be disabled and unable to perform his duties as a hockey Player by reason of the same injury at the time he reports to the Club's Training Camp in the next League Year, will again be eligible to be placed on the Club's Injured Reserve List. For any other Player who fails the Club's initial physical examination in any League Year, or is injured, ill or disabled while not on the Club's Active Roster, he shall not be eligible for, and may not be placed on, Injured Reserve, but instead shall be eligible to be, and may be designated as, Injured Non-Roster.
- Once a Player is placed on the Injured Reserve List, the Club may replace said Player on its NHL Active Roster with another Player, and during such period of his designation as an Injured Reserve Player he will not count against the Club's Active Roster limit, provided, however, that the Injured Reserve Player's Player Salary and Bonuses and his replacement's Player Salary and Bonuses are each included in calculating a Club's Actual Club Salary and Averaged Club Salary, and the Players' Share of the Team Payroll Range System.

REGULAR SEASON WAIVERS

For purposes of Regular Waivers, the five (5) year exemption for an 18 year old skater and the four (4) year exemption for a 19-year-old skater shall both be reduced to three (3) years commencing the first season that the 18- or 19-year-old skater plays in eleven (11) NHL Games or more. The next two (2) seasons, regardless of whether the skater plays any NHL Games in either season, shall count as the second and third years toward satisfying the exemption.

For purposes of Regular Waivers, the six (6) year exemption for an 18 year old goalie and the five (5) year exemption for a 19 year old goalie shall both be reduced to four (4) years commencing the first season that the 18 or 19 year old goalie plays in eleven (11) NHL Games or more. The next three (3) seasons, regardless of whether the goalie plays any NHL games in any of those three (3) seasons, shall count as the next three (3) years toward satisfying the exemption.

The first season in which a Player who is age 20 or older plays in one (1) or more Professional Games shall constitute the first year for calculating the number of years he is exempt from Regular Waivers.

A Player 25 years old or older who plays in one (1) or more Professional Games in any season shall be exempt from Regular Waivers for the remainder of that season.

For Players age 20 or older, Professional Games include NHL Games, all minor league regular season and playoff games and any other professional games, including but not limited to, play in European leagues when Player is on Loan to such club, and while Player is party to an SPC.

TIE-BREAKING PROCEDURES

If two or more clubs are tied in points during the regular season, the standing of the clubs is determined in the following order:
1. The fewer number of games played (i.e., superior points percentage).
2. The greater number of games won, excluding games won in a Shootout. This figure is reflected in the ROW column in the League standings.
3. The greater number of points earned in games between the tied clubs. If two clubs are tied, and have not played an equal number of home games against each other, points earned in the first game played in the city that had the extra game shall not be included. If more than two clubs are tied, the higher percentage of available points earned in games among those clubs, and not including any "odd" games, shall be used to determine the standing.
4. The greater differential between goals for and against for the entire regular season. (A victory in a Shootout counts as one goal for, while a shootout loss counts as one goal against).

23-MAN ROSTER

There shall be a maximum of twenty-three (23) Players on each Club's Active Roster at any one time, provided, however, that, on the date of each season's Trade Deadline, a Club's Active Roster may be increased to any number of Players the Club, in its discretion, so determines, subject to the Team Payroll Range System.

NHL KEY DATES

SEPTEMBER

6	Rookie camps open
13	Training camps open
15	Preseason schedule begins
15	2018 O.R.G. NHL China Games™: Boston Bruins at Calgary Flames (Shenzhen Universiade Sports Center, Shenzhen, China)
18	2018 Kraft Hockeyville Canada: Ottawa Senators vs. Toronto Maple Leafs (Lucan Community Memorial Centre, Lucan, Ont.)
19	2018 O.R.G. NHL China Games™: Calgary Flames at Boston Bruins (Cadillac Arena, Beijing, China)
19	Annual USA Hockey All-American Prospects Game (Xcel Energy Center, Saint Paul, MN)
25	2018 Kraft Hockeyville™ USA: Columbus Blue Jackets vs. Buffalo Sabres (Clinton Arena, Clinton, NY)

OCTOBER

1	NHL Global Series Challenge: Devils vs. SC Bern (PostFinance Arena, Bern, Switzerland)
2	Opening day playing rosters set (5 p.m. ET)
2	NHL Board of Governors Meeting (New York, NY)
3	Opening night of 2018-19 NHL regular season (4 games)
3	Washington Capitals raise Stanley Cup banner (vs. Boston Bruins)
3	NHL Global Series Challenge: Oilers vs. Kolner Haie (Lanxess Arena, Cologne, Germany)
6	2018 NHL Global Series™: Edmonton Oilers vs. New Jersey Devils (Scandinavium, Gothenburg, Sweden)
22	NHL Alumni Awards Gala – Honorees: Borje Salming, Mats Sundin, Nicklas Lidstrom (Keith Magnuson Man of the Year); Bob Cole (Keith McCreary 7th Man); Eddie Olczyk (Ace Bailey Award of Courage); Chris Hadfield (Honorary Alumni) (Toronto, Ont.)

NOVEMBER

1-30	Hockey Fights Cancer Awareness Month
1-2	2018 NHL Global Series™: Florida Panthers vs. Winnipeg Jets (Hartwall Arena, Helsinki, Finland)
9	Hockey Hall of Fame Game: New Jersey Devils at Toronto Maple Leafs
12	Hockey Hall of Fame Induction Ceremony (Toronto, Ont.): Inductees: Martin Brodeur, Jayna Hefford, Martin St. Louis, Alexander Yakushev (Player category); Gary Bettman, Willie O'Ree (Builder category); Larry Brooks, Joe Bowen (Media honorees).
13	NHL General Managers' Meeting (Toronto, Ont.)
23	2018 Discover NHL Thanksgiving Showdown™: New York Rangers at Philadelphia Flyers
26	NHL Founders Day (1917)

DECEMBER

1	Signing deadline for Group 2 free agents (5 p.m. ET)
12	U.S. Hockey Hall of Fame Induction (Inductees: Red Berenson, Natalie Darwitz, Hago Harrington, David Poile, Paul Stewart) and Celebration of Lester Patrick (Recipient: Jim Johannson, posthumous) (Nashville, TN)
19	101st Anniversary of League's first games played
19-27	Holiday roster freeze in effect: For all players on an NHL active roster, injured reserve, or with non-roster and injured non-roster status as of midnight (local time) Dec. 19, a roster freeze shall apply through midnight (local time) Dec. 27, with respect to waivers, trades and loans, subject to the exceptions provided for in CBA Article 16.5 (d).
24-26	Holiday break (no scheduled practices – dressing rooms closed)
26-Jan. 5	IIHF World Junior Championship (Vancouver/Victoria, B.C.)

JANUARY

1	2019 Bridgestone NHL Winter Classic®: Boston Bruins at Chicago Blackhawks (Notre Dame Stadium, South Bend, IN)
8	USHL/NHL Top Prospects Game (Ice Box, Lincoln, NE)
Week of 21st	NHL Central Scouting Mid-Season Rankings release
23	CHL/NHL Top Prospects Game (ENMAX Centrium, Red Deer, AB)
24-27	NHL All-Star Break (no games played)
24-26	No scheduled practices – dressing rooms closed
25	2019 NHL All-Star Skills Competition™ (SAP Center at San Jose, San Jose, CA)
26	2019 NHL All-Star Game (SAP Center at San Jose, San Jose, CA)
27-28	2019 AHL All-Star Classic (MassMutual Center, Springfield, MA)
28	NHL regular season resumes

FEBRUARY

9	Hockey Day in Canada (Hockey Canada)
9	19th Annual Scotiabank Hockey Day in Canada (Host: Swift Current, SK)
17-24	Hockey Week Across America (USA Hockey)
23	2019 Coors Light NHL Stadium Series™: Pittsburgh Penguins at Philadelphia Flyers (Lincoln Financial Field, Philadelphia, PA)
25	2019 NHL Trade Deadline (3 p.m. ET)

MARCH

4-6	NHL General Managers' Meeting (Boca Raton, FL)
29-31	NCAA Regionals

APRIL

6	Last day of 2018-19 regular season (15 games)
10	Stanley Cup Playoffs begin
11-13	NCAA Frozen Four (KeyBank Center, Buffalo, NY)
Week of 15th	NHL Central Scouting Final Rankings release
18-28	IIHF Under-18 World Championship (Örnsköldsvik/Umeå, Sweden)
TBA	2019 NHL Draft Lottery

MAY

10-26	IIHF World Championship (Bratislava/Košice, Slovakia)
17-26	2019 CHL Memorial Cup (Scotiabank Centre, Halifax, N.S.)
27-June 1	2019 NHL Scouting Combine (Buffalo, NY)

JUNE

15	Last possible day for 2019 Stanley Cup Final
TBA	2019 NHL Awards™ (Las Vegas, NV)
20	NHL General Managers' Meeting (Vancouver, B.C.)
21-22	2019 NHL Draft™ (Rogers Arena, Vancouver, B.C.)

JULY

1	Free agency begins (12 p.m. ET)
5	Deadline for player-elected salary arbitration notification (5 p.m. ET)
6	Deadline for club-elected salary arbitration notification (5 p.m. ET)
20-Aug. 4	Salary arbitration hearings held

AUGUST

6	Deadline for salary arbitration decisions to be rendered

MEDICAL GLOSSARY

Abduction: Movement of a joint away from the center of the body.
AC Joint (Acromioclavicular joint): Joint of the shoulder where acromion process of the shoulder blade and the distal end of the collarbone meet; most shoulder separations occur at this point.
Adduction: Movement of a joint toward the center of the body.
Adhesion: Abnormal adherence of collagen fibers to surrounding structures during immobilization following trauma or as a complication of surgery which restricts normal elasticity of the structures involved; or scar tissue which forms after trauma or surgery which can restrict normal motion.
Aerobic: Exercise in which energy needed is supplied by oxygen inspired and is required for sustained periods of vigorous exercise with a continually high pulse rate.
Anabolic Steroids: Steroids that promote tissue growth by creating protein in an attempt to enhance muscle growth. The main anabolic steroid is testosterone (male sex hormone).
Anaerobic: Exercise without the use of oxygen as an energy source; short bursts of vigorous exercise.
Anterior Cruciate Ligament (ACL): A primary stabilizing ligament within the center of the knee joint that prevents hyperextension and excessive rotation of the joint. A complete tear of the ACL necessitating reconstruction could require up to 12 months of rehabilitation.
Anti Inflammatory: Any agent which prevents inflammation, such as aspirin or ibuprofen.
Arteriogram: A film demonstrating arteries after injection of a dye.
Arthrogram: X ray technique for joints using air and/or dye injected into the affected area; useful in diagnosing meniscus tears of the knee and rotator cuff tears of the shoulder.
Arthroscope: An instrument used to visualize the interior of a joint cavity.
Arthroscopy: A surgical examination of the internal structures of a joint by means of observation through an arthroscope. An arthroscopic procedure can be used to remove or repair damaged tissue or as a diagnostic procedure in order to inspect the extent of any damage or confirm a diagnosis.
Atrophy: To shrivel or shrink from disuse; as in muscular atrophy.
Baker's Cyst: Localized swelling of a bursa sac in the back of the knee as a result of fluid that has escaped from the knee capsule. A Baker's cyst indicates that there is a trauma inside the knee joint that leads to excessive fluid production.
Bone Scan: An imaging procedure in which a radioactive labeled substance is injected into the body to determine the status of a bone injury. If the radioactive substance is taken up by the bone at the injury site, the injury will show as a 'hot spot' on the scan image. The bone scan is particularly useful in the diagnosis of stress fractures.
Bursa: A fluid filled sac located in areas where friction is likely to occur. The bursa sac minimizes the friction, for example, between a tendon and bone.
Cartilage: Smooth, slippery substance preventing two ends of bones from rubbing together and grating. Most joints use this to cover bones next to each other. A meniscus is made of cartilage.
CAT Scan (Computerized Tomography): Use of a computer to produce a cross-sectional view of the anatomical part being investigated from x ray data.
Chondromalacia: Roughening of the articular cartilage. Best known for the roughening of the underside of the kneecap, which can occur in any kneecap injury.
Clavicle: Collarbone; the bone connecting the breastbone with the shoulder blade.
Closed Reduction: Re-alignment of a fracture or dislocation without surgery.
Coccyx: The 'tailbone,' a group of four vertebrae that are fused together to form a small triangular bone, located at the terminal end of the spine.
Concussion: Jarring injury of the brain resulting in dysfunction. It can be graded as mild, moderate or severe, depending on loss of consciousness, amnesia and loss of equilibrium.
Contusion: An injury to a muscle and tissues caused by a blow from a blunt object.
Corticosteroids: Used to suppress joint inflammation and inflammation in a bursa or near tendons.
Cryotherapy: A treatment with the use of cold.
Cyst: Abnormal sac containing liquid or semi solid matter.
Degenerative Joint Disease: Changes in the joint surfaces as a result of repetitive trauma and 'wear and tear'.
Deltoid Ligament: Ligament that connects the tibia to bones of the medial aspect of the foot and is primarily responsible for stability of the ankle on the medial side. Is sprained less frequently than other ankle ligaments.
Deltoid Muscle: Muscles at the top of the arm, just below the shoulder, responsible for shoulder motions in the front, side and back.
Disc, Intervertebral: A flat, rounded plate between each vertebrae of the spine. The disc consists of a thick fiber ring which surrounds a soft gel like interior. It functions as a cushion and shock absorber for the spinal column.
Dislocation: Complete displacement of joint surfaces.
Electromyogram (EMG): Test to determine nerve function.
Epiconondylitis: Inflammation of tendons at the elbow due to overuse. Common in tennis players (outer part of elbow) and golfers (inner part of elbow).
Etiology: Study of the cause of injury and disease.
Extension: Action of straightening of a joint as achieved by an extensor muscle.
Fascia: A connective tissue sheath consisting of fibrous tissue and fat which unites the skin to the underlying tissue.
Fat Percentage: The amount of body weight that is adipose, fat tissue. Fat percentage can be calculated by underwater weighing, measuring select skinfold thickness or by analyzing electrical impedance.
Femur: Thighbone; longest bone in the body.
Fibula: Smaller of the two bones in the lower leg; runs from the knee to the ankle along the outside of the lower leg.
Flexibility: The ability of muscle to relax and yield to stretch forces.
Fracture: Breach in continuity of a bone. Types of fractures include simple, compound, comminuted, greenstick, incomplete, impacted, longitudinal, oblique, open, stress or transverse.
Glenohumeral: The shoulder girdle; consists of the glenoid capsule, head of the humerus and labrum.
Glenoid: Cavity of the scapula into which the head of the humerus fits to form the shoulder girdle.
Glenoid Labrum: A rim of fibrocartilaginous tissue attached around the margin of the glenoid fossa.
Grade One Injury: A mild injury in which ligament, tendon or other musculoskeletal tissue may have been stretched, but not torn or otherwise disrupted.
Grade Two Injury: A moderate injury in which musculoskeletal tissue has been partially, but not totally torn, causing appreciable limitation in function of the injured tissue.
Grade Three Injury: A severe injury in which tissue loss has been significant, and in many cases, totally torn or otherwise disrupted, causing a virtual loss of function.
Groin: Junction of the thigh and abdomen, location of muscles that rotate, flex and adduct the hip.
Hammer Toe: Condition when the first digit of a toe is at a different angle than the remaining digits of the same toe.
Hamstring: Category of muscle that runs from the buttocks to the knee along the back of the thigh. It functions to flex the knee and is often times injured as a result of improper conditioning or lack of muscle flexibility.
Hemarthrosis: Accumulation of blood within a joint as a result of an acute injury.
Hematoma: Mass produced by an accumulation of coagulated blood in a cavity or in soft tissues.
High Ankle Sprain: Disruption of thick connective tissue between the tibia and fibula above the ankle joint.
Hip Pointer: Contusion to the iliac crest.
Hydrotherapy: Treatment using water.
Hyperextension: Extreme extension of a limb or body part.
Ice and Stimulation: Use of ice to reduce inflammation and muscle stimulation by surface electrodes to maintain muscle strength used in rehabilitation of injury.
Iliotibial Band: A thick, wide fascial layer that runs from the iliac crest to the knee joint on the outside of the thigh.
Inflammation: The body's natural response to injury in which the injury site might display various degrees of pain, swelling, heat, redness and/or loss of function.
Isometric Contraction: Muscular contraction in which tension is developed but no mechanical work is done.

Labrum (Labrum Glenoidule): The cartilage of the glenoid cavity in the shoulder. A lip edged or lip like structure.
Lateral Collateral Ligament (LCL): Ligament of the knee along the outer aspect that connects the femur to the fibula. It provides lateral stability to the joint.
Ligament: Band of fibrous tissue that connects bone to bone or bone to cartilage and supports and strengthens joints.
Magnetic Resonance Imaging (MRI): Imaging procedure in which a radio frequency pulse causes certain electrical elements of the injured tissue to react to this pulse and through this process a computer display and permanent film establish a visual image. MRI does not require radiation and is very useful in the diagnosis of soft tissue, disc and meniscus injuries.
Mandible: Jaw bone.
Medial Collateral Ligament (MCL): Ligament of knee along the inner aspect that connects the femur to the tibia.
Meniscus: Crescent-shaped cartilage, usually pertaining to the knee joint; also known as cartilage. There are two menisci in the knee: medial and lateral. These work to absorb weight within the knee and provide stability.
Metacarpals: Five long bones of the hand, joining the fingers to the wrist.
Metatarsals: Five long bones of the foot, running from the ankle to the toes.
Myositis: Inflammation of a muscle.
Open Reduction: Re-alignment of a fracture or dislocation with surgery.
Orthotic: Any device applied to or around the body of physical impairment of disability. Commonly used to control foot mechanics.
Osteochondritis Dessicans: A piece of bone and/or cartilage loosened from its attachment after trauma and a cause of a lesion.
Osteomyelitis: An inflammatory disease of bone caused usually by infection with streptococcus or staphylococcus bacteria.
Patella: The kneecap. The patella functions to protect the distal end of the femur as well as increase the mechanical advantage and force generating capacities of the quadriceps muscle group.
Plantar Fasciitis: Inflammation of the plantar (a thick tissue on the bottom of the foot which helps create the arch) fascia; associated with overuse or acute foot injury.
Posterior Cruciate Ligament (PCL): A primary stabilizing ligament of the knee that provides significant stability and prevents displacement of the tibia backward within the knee joint. A complete tear of this ligament necessitating reconstruction could require up to 12 months of rehabilitation.
Quadricep Muscles: A group of four muscles of the front thigh that run from the hip and form a common tendon at the patella; they are responsible for knee extension.
Radius: Bone in the forearm from elbow to the thumb side of the wrist.
Reconstruction: Surgical rebuilding of a joint using natural, artificial or transplanted materials.
Rotator Cuff: Comprised of four muscles in the shoulder area that can be irritated by overuse. The muscles are the supraspinatus (most commonly injured), infraspinatus, teres minor and subscapularis.
Sacroiliac: Junction of the sacrum, the lower back bone, with the pelvis.
Sacrum: Group of five fused vertebrae located just below the lumbar vertebrae of the lower back, which form part of the pelvis.
Scapula: Shoulder blade.
Sciatica: Irritation of the sciatic nerve resulting in pain or tingling running down the inside of the leg.
Sciatic Nerve: Major nerve that carries impulses for muscular action and sensations between the low back and thigh and lower leg; it is the longest nerve in the body.
Shin Splint: A catch all syndrome describing pain in the shin that is not a fracture or tumor and cannot be defined otherwise.
Spleen: Large, solid organ responsible for the normal production and destruction of blood cells located under the left rib cage.
Spondylosis: Abnormal vertebral fixation or immobility, or a general term for arthritis of the spine.
Sprain: Injury resulting from the stretching or twisting of the joint and causes various degrees of stretching or tearing of a ligament or other soft tissue at the joint.
Strain: Injury resulting from a pulling or torsion to the muscle or tendon that causes various degrees of stretching or tearing to the muscle or tendon tissue.
Stress Fracture: A hair line type of break in a bone. Caused by overuse.
Subluxation: Partial dislocation of a joint. The term usually implies that the joint can return to a normal position without formal reduction.
Synovial Fluid: Lubricating fluid for joints and tendons, produced in synovium, or the inner lining of a joint.
Synovitis: Inflammation of the synovial lining of a joint.
Talus: The ankle bone that articulates with the tibia and fibula to form the ankle joint.
Tarsals: Group of seven bones of the foot consisting of the calnavicular, talus, cuboid and three cuneiform bones.
Tendinitis: Inflammation of the tendon and/or tendon sheath, caused by chronic overuse or sudden injury.
Tendon: Tissue that connects muscle to bone.
Tenosynovitis: Swelling or inflammation of a tendon sheath caused by calcium deposits, repeated strain or trauma.
Tibia: Shin bone; larger of the two bones of the lower leg and is the weight bearing bone of the shin.
Transcutaneous Electrical Nerve Stimulator (TENS): An electrical modality that sends a mild current through pads at the injury site which stimulates the brain to release the natural analgesic endorphin.
Transverse Process: Small lateral projection off the right and left side of each vertebrae that functions as an attachment site for muscles and ligaments of the spine.
Triceps: Muscle of the back of the upper arm, primarily responsible for extending the elbow.
Ulna: Inner bone of the forearm that runs from the tip of the elbow to the little finger side of the wrist.
Ulnar Nerve: Nerve in the elbow commonly irritated from excessive throwing.
Ultrasound: An electrical modality that transmits a sound wave through an applicator into the skin to the soft tissue in order to heat the local area for relaxing the injured tissue and/or disperse edema… Also a type of imaging study for certain body areas.
"Wind Knocked Out": Syndrome describing a contraction of the abdominal nerve truck, the solar plexus, as a result of an abdominal contusion.

HOW TO FIGURE

***NOTE: No individual skater/goaltender statistics apply for the shootout*

ASSIST: An assist is awarded to the player or players (maximum of two) who touched the puck prior to the goal, provided no defender plays or possesses the puck in between.

GAME PLAYED: A player receives credit for playing in a game if: i) he steps on the ice during time played or; ii) serves any penalty.

GAME-WINNING GOAL: After the final score has been determined, the goal which leaves the winning Club one goal ahead of its opponent is the game-winning goal (example: if Team A beats Team B 8-3, the player scoring the fourth goal for Team A receives credit for the game-winning goal).

GOAL: A goal is awarded to the last player on the scoring Club to touch the puck prior to the puck entering the net.

GOALS-AGAINST AVERAGE: Multiply goals allowed (GA) by 60 and divide by minutes played (MINS).

GOALTENDER: A goaltender receives a "W" for a win in regulation, overtime or shootout; an "L" for a loss in regulation; or an "OT" for a loss in overtime or shootout.

PENALTY-KILLING PCT.: Subtract total number of power-play goals allowed from total number of shorthanded situations to get total number of power-plays killed. Divide the total number of power-plays killed by the total number of shorthanded situations.

PLUS-MINUS: A player receives a "plus" if he is on the ice when his Club scores an even-strength or shorthand goal. He receives a "minus" if he is on the ice for an even-strength or shorthand goal scored by the opposing Club. The difference in these numbers is considered the player's plus-minus statistic.

POWER-PLAY GOAL: A goal scored by a Club while it has a manpower advantage due to an opponent's penalty. Following are some examples of what is and is not considered a power-play goal:

- if a Club has an advantage on a minor penalty starting at 2:02 of the period and it scores at 4:02, the goal is not a power-play goal.
- if a Club scores on a delayed penalty, the goal is not a power-play goal.
- if a Club has an advantage due to a five-minute major or match penalty, that Club is always credited with having one more advantage than the number of power-play goals it scores during that advantage, because the penalty does not expire. A new advantage begins after each power-play goal. For example, if Team A scores three goals during a major penalty, it is credited with four advantages.
- if a Club is on a power-play for any length of time, it is considered to have had an advantage.
- if a minor penalty is incurred by a Club on a power-play due to a major penalty, a new advantage is given to that Club when its minor penalty expires, provided the opponent's major penalty is still in effect.

POWER-PLAY PERCENTAGE: Total number of power-play goals divided by total number of power-play opportunities.

SAVE PERCENTAGE: Subtract goals allowed (GA) from shots against (SA) to determine saves. Then divide saves by shots-against.

SHOOTING PERCENTAGE: Divide the number of goals scored by the number of shots taken.

SHORTHANDED GOAL: A goal scored by a Club while it is at a manpower disadvantage. The same cases apply for shorthand as for power-play goals, but in the opposite manner.

SHOT ON GOAL: If a player shoots the puck with the intention of scoring and if that shot would have gone in the net had the goaltender not stopped it, the shot is recorded as a "shot on goal".

SHUTOUT: If two goaltenders combine for a shutout, neither receives credit for the shutout. Instead it is recorded as a Club shutout.

TENTHS OF A SECOND: If a penalty or goal occurs in the last minute, the time is rounded off to the previous second (ex: if a penalty is called with 12.4 seconds left in a period, the time is indicated as 19:47 and not 19:48.)

COACHES RECORD: A coach receives a "W" for a win in regulation, overtime or shootout; an "L" for a loss in regulation; or an "OT" for a loss in overtime or shootout.



CAROLINA HURRICANES 2018-19 SCHEDULE

SEPTEMBER

P PRESEASON

SUN	MON	TUE	WED	THU	FRI	SAT
16	17	TB 7:30 P 18	TB 7:00 P 19	20	WSH 7:30 P 21	22
23	24	NSH 8:00 P 25	26	27	WSH 7:00 P 28	29
NSH 1:30 P 30						

OCTOBER

☆ OPENING NIGHT

SUN	MON	TUE	WED	THU	FRI	SAT
	1	2	3	NYI 7:00 ☆ 4	CBJ 7:00 5	6
NYR 5:00 ■ 7	8	VAN 7:00 9	10	11	12	MIN 6:00 13
WPG 7:00 14	15	TB 7:30 16	17	18	19	COL 1:00 ▲ 20
21	DET 7:30 22	23	24	25	SJ 7:30 ■ 26	27
NYI 5:00 28	29	BOS 7:00 30	31			

NOVEMBER

SUN	MON	TUE	WED	THU	FRI	SAT
				1	ARI 10:00 2	VGK 10:00 3
4	5	STL 8:00 6	7	CHI 8:30 8	9	DET 7:00 10
11	CHI 7:00 12	13	14	15	16	CBJ 7:00 ▲ 17
NJ 5:00 18	19	20	TOR 7:00 21	22	FLA 7:30 ■ 23	NYI 7:00 24
25	26	MTL 7:30 27	28	29	ANA 7:30 ■ 30	

DECEMBER

SUN	MON	TUE	WED	THU	FRI	SAT
						1
LA 10:30 2	3	4	SJ 10:30 5	6	ANA 10:00 7	8
9	10	TOR 7:00 11	12	MTL 7:30 13	WSH 7:30 ■ 14	15
ARI 1:00 16	17	18	19	DET 7:00 ▲ 20	21	PIT 7:00 22
BOS 5:00 23	24	25	26	WSH 7:00 27	28	NJ 1:00 29
30	PHI 6:00 31					

JANUARY

SUN	MON	TUE	WED	THU	FRI	SAT
		1	2	PHI 7:00 3	CBJ 7:30 ■ 4	5
OTT 1:00 6	7	NYI 7:00 8	9	TB 7:30 10	BUF 7:30 ■ ▲ 11	12
NSH 12:30 ■ 13	14	NYR 7:00 15	16	17	OTT 7:30 ■ 18	19
EDM 9:30 20	21	CGY 9:00 22	VAN 10:30 23	24	25	26
27	28	29	30	31		

Jan. 25 & 26: NHL All-Star Weekend

FEBRUARY

SUN	MON	TUE	WED	THU	FRI	SAT
					VGK 7:30 ■ 1	2
CGY 2:00 3	4	PIT 7:00 5	6	BUF 7:00 7	NYR 7:00 8	9
NJ 3:00 10	11	OTT 7:30 12	13	14	EDM 7:30 ■ ▲ 15	DAL 8:00 16
17	18	NYR 7:00 19	20	FLA 7:00 21	22	DAL 5:00 23
24	25	LA 7:00 26	27	28		

MARCH

SUN	MON	TUE	WED	THU	FRI	SAT
					STL 7:30 ■ 1	FLA 7:00 2
3	4	BOS 7:00 5	6	7	WPG 7:30 ■ 8	NSH 8:00 9
10	COL 9:00 11	12	13	14	CBJ 7:00 15	BUF 7:00 ■ 16
17	18	PIT 7:00 19	20	TB 7:00 21	22	MIN 7:00 ▲ 23
MTL 7:00 24	25	WSH 7:00 26	27	WSH 7:00 28	29	PHI 1:30 30
PIT 5:00 31						

APRIL

SUN	MON	TUE	WED	THU	FRI	SAT
	1	TOR 7:30 2	3	NJ 7:00 4	5	PHI 7:00 6

HOME AWAY ■ Third Jersey ▲ Homegrown Series

TICKETS: 866-NHL-CANEs or HURRICANES.COM/TICKETS @NHLCanes

99.9 THE FAN ESPN FOX SPORTS CAROLINAS FOX SPORTS SOUTHEAST



CAROLINA HURRICANES