




20-21



# chicago black hawks

**MEDIA GUIDE**



# 2020-21 CHICAGO BLACKHAWKS BROADCAST SCHEDULE

DAY	DATE	OPPONENT	TIME (CT)	TV CHANNEL	RADIO
WED.	JAN. 13	AT TAMPA BAY	7:00 PM	NBCSN	WGN/TUDN 1200
FRI.	JAN. 15	AT TAMPA BAY	6:00 PM	NBCSCH	WGN/TUDN 1200
SUN.	JAN. 17	AT FLORIDA	6:00 PM	NBCSCH+	WGN/TUDN 1200
TUES.	JAN. 19	AT FLORIDA	6:00 PM	NBCSCH	WGN/TUDN 1200
FRI.	JAN. 22	DETROIT	7:00 PM	NBCSCH	WGN/TUDN 1200
SUN.	JAN. 24	DETROIT	11:30 AM	NBC	WGN/TUDN 1200
TUES.	JAN. 26	AT NASHVILLE	7:00 PM	NBCSCH	WGN/TUDN 1200
WED.	JAN. 27	AT NASHVILLE	6:30 PM	NBCSN	WGN/TUDN 1200
FRI.	JAN. 29	COLUMBUS	7:00 PM	NBCSCH	WGN/TUDN 1200
SUN.	JAN. 31	COLUMBUS	6:00 PM	NBCSCH	WGN/TUDN 1200
TUES.	FEB. 2	CAROLINA	7:00 PM	NBCSCH	WGN/TUDN 1200
THURS.	FEB. 4	CAROLINA	7:00 PM	NBCSCH	WGN/TUDN 1200
SUN.	FEB. 7	AT DALLAS	2:00 PM	NBCSCH	WGN/TUDN 1200
TUES.	FEB. 9	AT DALLAS	7:30 PM	NBCSCH	WGN/TUDN 1200
THURS.	FEB. 11	COLUMBUS	7:00 PM	NBCSCH	WGN/TUDN 1200
SAT.	FEB. 13	COLUMBUS	7:00 PM	NBCSCH	WGN/TUDN 1200
MON.	FEB. 15	AT DETROIT	6:30 PM	NBCSCH	WGN/TUDN 1200
WED.	FEB. 17	AT DETROIT	6:30 PM	NBCSN	WGN/TUDN 1200
FRI.	FEB. 19	AT CAROLINA	6:00 PM	NBCSCH	WGN/TUDN 1200
SAT.	FEB. 20	AT CAROLINA	6:00 PM	NBCSCH+	WGN/TUDN 1200
TUES.	FEB. 23	AT COLUMBUS	6:00 PM	NBCSCH	WGN/TUDN 1200
THURS.	FEB. 25	AT COLUMBUS	6:00 PM	NBCSCH	WGN/TUDN 1200
SAT.	FEB. 27	DETROIT	7:00 PM	NBCSCH	WGN/TUDN 1200
SUN.	FEB. 28	DETROIT	6:00 PM	NBCSN	WGN/TUDN 1200
THURS.	MARCH 4	TAMPA BAY	7:00 PM	NBCSCH	WGN/TUDN 1200
FRI.	MARCH 5	TAMPA BAY	7:00 PM	NBCSCH	WGN/TUDN 1200
SUN.	MARCH 7	TAMPA BAY	1:30 PM	NBCSCH	WGN/TUDN 1200
TUES.	MARCH 9	AT DALLAS	7:30 PM	NBCSCH	WGN
THURS.	MARCH 11	AT DALLAS	7:30 PM	NBCSCH	WGN
SAT.	MARCH 13	AT FLORIDA	6:00 PM	NBCSCH	WGN
MON.	MARCH 15	AT FLORIDA	6:00 PM	NBCSCH	WGN
THURS.	MARCH 18	AT TAMPA BAY	6:00 PM	NBCSCH	WGN
SAT.	MARCH 20	AT TAMPA BAY	6:00 PM	NBCSCH	WGN
TUES.	MARCH 23	FLORIDA	7:00 PM	NBCSCH	WGN/TUDN 1200
THURS.	MARCH 25	FLORIDA	7:00 PM	NBCSCH	WGN/TUDN 1200
SAT.	MARCH 27	NASHVILLE	7:00 PM	NBCSCH	WGN/TUDN 1200
SUN.	MARCH 28	NASHVILLE	7:00 PM	NBCSCH	WGN/TUDN 1200
TUES.	MARCH 30	CAROLINA	6:30 PM	NBCSCH	WGN/TUDN 1200
THURS.	APRIL 1	CAROLINA	7:00 PM	NBCSCH	WGN/TUDN 1200
SAT.	APRIL 3	AT NASHVILLE	2:00 PM	NBCSCH	WGN
SUN.	APRIL 4	AT NASHVILLE	4:00 PM	NBCSCH	WGN
TUES.	APRIL 6	DALLAS	7:00 PM	NBCSCH	WGN/TUDN 1200
THURS.	APRIL 8	DALLAS	7:00 PM	NBCSCH	WGN/TUDN 1200
SAT.	APRIL 10	AT COLUMBUS	6:00 PM	NBCSCH	WGN
MON.	APRIL 12	AT COLUMBUS	6:00 PM	NBCSCH	WGN
THURS.	APRIL 15	AT DETROIT	6:30 PM	NBCSCH	WGN
SAT.	APRIL 17	AT DETROIT	6:00 PM	NBCSCH	WGN
WED.	APRIL 21	NASHVILLE	6:00 PM	NBCSN	WGN/TUDN 1200
FRI.	APRIL 23	NASHVILLE	7:00 PM	NBCSCH	WGN/TUDN 1200
TUES.	APRIL 27	TAMPA BAY	7:00 PM	NBCSCH	WGN/TUDN 1200
THURS.	APRIL 29	FLORIDA	7:00 PM	NBCSCH	WGN/TUDN 1200
SAT.	MAY 1	FLORIDA	7:00 PM	NBCSCH	WGN/TUDN 1200
MON.	MAY 3	AT CAROLINA	6:00 PM	NBCSCH	WGN/TUDN 1200
TUES.	MAY 4	AT CAROLINA	6:00 PM	NBCSCH	WGN
THURS.	MAY 6	DALLAS	7:00 PM	NBCSCH	WGN/TUDN 1200
SAT.	MAY 8	DALLAS	7:00 PM	NBCSCH	WGN/TUDN 1200





## CREDITS

Editors.....Will Chukerman, Mike Horan, Adam Kempenaar, Adam Rogowin, John Sandberg, John Steinmiller  
 Layout and Production..... Kellie Fredette  
 Design Assistance..... Sean Grady  
 Photography ..... Bill Smith, Chase Agnello-Dean and Getty Images

© 2021 Chicago Blackhawks

The information contained in this publication was compiled by the Chicago Blackhawks and is provided as a courtesy to our media and fans and may be used only for personal and editorial purposes. Any commercial use of this information without the prior written consent of the Chicago Blackhawks is prohibited.

# TABLE OF CONTENTS



<b>LEADERSHIP ..... 9 - 44</b>	<b>OPPONENTS ..... 159 - 174</b>	<b>PLAYOFFS ..... 243 - 272</b>	<b>MEDIA ..... 407 - 424</b>
Ambassadors..... 23 - 25		Career Playoff Leaders..... 254 - 255	Blackhawks in the Community... 420 - 421
Athletic Trainers ..... 40 - 42		Coaching Ledger ..... 268	Broadcasters..... 412 - 414
Blunk, Jay ..... 14	<b>TRADITION ..... 175 - 204</b>	Goaltender, Statistics..... 259	Communications Staff ..... 410 - 411
Bowman, Stan..... 13	All Star Games in Chicago ..... 202	Goaltenders, Year-by-Year.. 257 - 258	NHL Key Dates ..... 422
Business Operations ..... 30 - 33	All-Time Captains..... 183	Moments..... 269 - 272	Maps, United Center ..... 418 - 419
Coaching Staff ..... 35 - 39	All-Time General Managers..... 183	Overtime Goals..... 256	Fifth Third Arena ..... 417
Colliton, Jeremy ..... 35	All-Time Head Coaches..... 183	Penalty Shots..... 260	Media Information..... 408 - 409
Equipment Staff..... 40 - 42	Chicago Stadium..... 203	Records, Individual..... 262 - 263	On-Ice Officials..... 423
Faulkner, Jaime ..... 12	Exposito, Tony ..... 179	Records, Team ..... 264 - 267	Traveling Media..... 415
Fifth Third Arena ..... 34	Hall, Glenn..... 178	Record vs. Opponent..... 245 - 247	United Center ..... 416
Hockey Ops/Scouting ..... 28 - 29	Hockey Hall of Fame Inductees ..... 199	Shutouts ..... 260	
MacIsaac, Al ..... 15	Hull, Bobby..... 177	Stanley Cup Playoff Record..... 244	
Medical Staff ..... 40 - 42	Magnuson, Keith..... 182	Summary and Stats..... 261	
Senior Management/Directors.. 26 - 27	Mikita, Stan..... 176	Results, Year-by-Year ..... 248 - 253	
Vice Presidents..... 14 - 22	NHL All-Star Teams..... 201		
Wirtz, Danny..... 11	Pilote, Pierre..... 181	<b>HISTORY ..... 273 - 400</b>	
Wirtz, Rocky ..... 10	Savard, Denis..... 180	Coaching Ledger ..... 280	
	Stanley Cup Teams..... 193 - 198	Dates to Remember..... 281 - 292	
	Trophy Winners..... 184 - 192	Goalie Register, All-Time... 399 - 400	
	US Hall of Fame Inductees ..... 200	Home/Road Record, All-Time 276 - 277	
<b>PLAYERS ..... 45 - 142</b>		Record, Season-by-Season... 274 - 275	
2019 Draft Selections ..... 133 - 134	<b>RECORDS..... 205 - 242</b>	Record vs. Defunct Clubs ..... 278	
All-Time Draft ..... 135 - 141	Double-figure Goal Games ..... 229	Roster, All-Time ..... 385 - 398	
How the Blackhawks Were Built... 142	Franchise Leaders ..... 206 - 209	Year-by-Year..... 293 - 384	
In the System ..... 102 - 120	Hat Tricks ..... 214 - 217		
Prospects ..... 121 - 132	Individual Records ..... 231 - 235	<b>MINORS ..... 401 - 406</b>	
Roster Bios..... 46 - 101	Penalty Shots ..... 224 - 226	Indy Fuel ..... 405 - 406	
	Scoring Leaders..... 210 - 211	Rockford IceHogs ..... 402 - 404	
<b>2019-20 REVIEW ... 139 - 150</b>	Season Openers ..... 241 - 242		
Home/Road Scoring ..... 147	Shootouts ..... 227 - 229		
Individual Highs..... 151	Shutouts ..... 220 - 223		
Individual Milestones ..... 152	Single-Season Leaders..... 212 - 213		
Schedule and Results ..... 144 - 145	Team Records..... 236 - 240		
Team Scoring..... 146			
Team Highs and Lows..... 1459 - 150			
The Last Time... ..... 153			
Transactions..... 148			



# STAFF DIRECTORY

## OWNERSHIP AND EXECUTIVES

W. Rockwell "Rocky" Wirtz	Chairman
Danny Wirtz	Chief Executive Officer
Jaime Faulkner	President of Business Operations
Stan Bowman	President of Hockey Operations and General Manager
Jay Blunk	Executive Vice President
Al MacIsaac	Senior Vice President, Hockey Operations
Kyle Davidson	Assistant General Manager/Hockey Administration
Mark Eaton	Assistant General Manager/Player Development
Ryan Stewart	Assistant General Manager/Pro Scouting
Mark Bernard	Vice President, Hockey Operations/Team Affiliates
Mark Kelley	Vice President, Amateur Scouting
Tony Omnen	Vice President, Team Services
Adam Rogovin	Vice President, Communications
Steve Waight	Vice President, Corporate Sponsorships
Adam Kempenaar	Vice President, Digital Content
T.J. Skattum	Vice President, Finance
Sara Guderyahn	Executive Director, Chicago Blackhawks Foundation/Vice President, Community
Marie Sutura	Vice President, Human Resources
Pete Hassen	Vice President, Marketing
Chris Werner	Vice President, Ticketing and Customer Relations

## HOCKEY OPERATIONS AND SCOUTING

Scotty Bowman	Senior Advisor, Hockey Operations
Ron Anderson	Senior Advisor, Player Recruitment
Pierre Gauthier	Senior Advisor, Player Personnel
Barry Smith	Senior Advisor, Player Personnel
Mats Hallin	Director, European Scouting
Brian Higgins	Director, Team Security
Mike Doneghy	Director, Player Evaluation/Recruitment
Meghan Hunter	Director of Hockey Administration and Amateur Scout
Ian Gentile	Senior Manager, Player Development
Mary DeBartolo	Coordinator, Research & Development/Hockey Analytics
Danny Tranchida	Team Services Assistant
Darrell May	Head Western Canada Scout
Alex Brooks	Head Pro Scout
Jim McKellar	Head Eastern Canada Scout
Rob Facca	Head USA Scout
Colin Fraser	Amateur Scout
Peter Nevin	Amateur Scout
Alexandre Rouleau	Amateur Scout
Niklas Blomgren	Head European Amateur Scout
Dan Ellis	Goaltending Scout
Karel Pavlik	European Amateur Scout
Mikko Luoma	European Amateur Scout
Andrei Nikolishin	Russia Amateur Scout
Peter Sundstrom	European Pro Scout
Wade Brookbank	Pro Scout
Gord Donnelly	Pro Scout
Richard Kromm	Pro Scout
Don Lever	Pro Scout
Anatoly Semenov	Pro Scout
Rick Comley	Player Recruitment
Hudson Chodos	Scouting Manager
Andrew Contis	Hockey Analytics/Video Analyst
Nick Anderson	Assistant General Manager, Rockford IceHogs

## COACHING

Jeremy Colliton	Head Coach
Sheldon Brookbank	Assistant Coach
Tomas Mitel	Assistant Coach
Marc Crawford	Assistant Coach
Jimmy Waite	Goaltending Coach
Matt Meacham	Assistant Coach, Video
Dylan Crawford	Assistant Video Coach
Paul Goodman	Strength and Conditioning Coach
Christian Burrus	Developmental Strength and Conditioning Coach
Kevin Delaney	Skating and Skills Development
Chris Kunitz	Player Development Advisor
Yanic Perreault	Player Development Coach
Brian Campbell	Player Development Coach
Erik Condra	Player Development Coach
Kendall Coyne Schofield	Player Development Coach & Youth Hockey Growth Specialist
Peter Aubry	Developmental Goaltending Coach
Derek King	Head Coach, Rockford (AHL)
Anders Sörensen	Assistant Coach, Rockford (AHL)
Adam Gill	Video Coach, Rockford (AHL)
Juan Gonzalez	Strength & Conditioning Coach, Rockford (AHL)

## TRAINING AND EQUIPMENT

Mike Gapski	Head Athletic Trainer
Troy Parchman	Head Equipment Manager
Pawel Prylinski	Massage Therapist
Jeff Thomas	Assistant Athletic Trainer
Patrick Becker	Assistant Strength and Conditioning Coach/Physical Therapist
Jim Heintzelman	Assistant Equipment Manager
D.J. Kogut	Equipment Assistant
Jeff Uyeno	Equipment Assistant
D.J. Jones	Head Athletic Trainer, Rockford
Russ Holden	Head Equipment Manager, Rockford
Ryan Martin	Assistant Equipment Manager, Rockford
Mike Harling	Massage Therapist, Rockford
John Walter	Assistant Athletic Trainer, Rockford

## MEDICAL

Michael A. Terry, M.D.	Head Team Physician, Orthopaedics
Bradley Merk, M.D.	Team Physician, Orthopaedics
Angelo Costas, M.D.	Team Physician, Internal Medicine
Lou Hiotis, M.D.	Team Physician, Internal Medicine
George Chiampas, D.O.	Team Physician, Emergency Medicine
Russ Baer, D.D.S.	Team Dentist
Martin Marcus, D.D.S.	Team Dentist
Michael Marcus, D.D.S.	Team Dentist
James F. Gary, L.C.P.C.	Mental Skills Coach
David Marks, M.S., L.C.P.C.	Mental Skills Coach
University Eye Specialists	Eye Care
Julie Burns, M.S., R.D., C.C.N.	Nutritionist
Brian Allen, D.C.	Chiropractor
Stuart Yoss, D.C.	Chiropractor

# STAFF DIRECTORY

## COMMUNICATIONS

John Steinmiller .....	Senior Director, Media Relations
Lyndsey Stroepe .....	Public Relations Manager
Mike Horan .....	Media Relations Manager
Will Chukerman .....	Media Relations Coordinator

## CORPORATE SPONSORSHIPS

Sara Bailey .....	Senior Director, Corporate Sponsorships
Kelly Smith .....	Senior Manager, Client Service
Greg Zinsmeister .....	Director, Corporate Sponsorships
Kayla Roan .....	Client Service Manager
Ryan Gallante .....	Senior Manager, Corporate Sponsorships
Rob Nugent .....	Corporate Sponsorships Manager
Lyndsie Klott .....	Client Service Specialist

## DIGITAL CONTENT

John Sandberg .....	Creative Director
Leah Hendrickson .....	Senior Manager, Social Media
Sean Grady .....	Senior Creative Manager
Chase Agnello-Dean .....	Photography Manager
Eric Lear .....	Reporter/Video Manager
Carter Baum .....	Digital Content Manager
Chris Levine .....	Business Analytics Manager
Preston Black .....	CRM Manager
Paulino Diaz .....	Data Scientist
Missy Wilson .....	Senior Graphic Designer
Leah Pascarella .....	Digital Content Coordinator
Taylor Wilder .....	Digital Content Specialist
Kellie Fredette .....	Assistant Graphic Designer
Bob Verdi .....	Team Historian
Adam Burish .....	Blackhawks TV Host/Analyst

## FINANCE

Michael Dorsch .....	Senior Director, Finance
Patricia Walsh .....	Payroll Director
Andrew LeFevour .....	Accounting Manager
Michael Kojza .....	Financial Analyst

## FOUNDATION AND COMMUNITY RELATIONS

Ashley Hinton .....	Senior Director, Community Relations
Meghan Pollock .....	Manager, Community Relations
Rachel Stellfox .....	Event Coordinator, Community Relations
Sarah Triner .....	Foundation Assistant

## HUMAN RESOURCES

Kyleen Howe .....	Director, Human Resources
Leanne Mayville .....	Benefits Manager
Matt Murphy .....	Business Strategy Partner
Molly Connelly .....	Manager, Business Administration
Lauren Miller .....	Receptionist

## MARKETING, FAN DEVELOPMENT & COMM. RELATIONS

Annie Camins .....	Senior Executive Director, Fan Development
Brian Howe .....	Director, Event Marketing
Brian Dahm .....	Marketing Director
Mike Horn .....	Senior Manager, Game Presentation
Spencer Montgomery .....	Fan Development Manager
Kendall Coyne Schofield .....	Player Development Coach & Youth Hockey Growth Specialist
Patrick Sharp .....	Marketing Liaison
Jamal Mayers .....	Community Liaison
Joe Doyle .....	Mascot Coordinator
Joelle Kearns .....	Game Presentation Coordinator
Laura Jordan .....	Fan Development Coordinator

## TICKET OPERATIONS AND CUSTOMER RELATIONS

Dan Rozenblat .....	Senior Executive Director, Ticket Sales & Service
James K. Bare .....	Executive Director, Ticket Operations
Julie Lovins .....	Senior Director, Service & Retention
Carl Manteau .....	Senior Director, Group Sales
T.R. Johnson .....	Director, Sales & Service
Shilpa Rupani .....	Manager, Service & Program Development
Andrew Roan .....	Manager, Ticket Sales
Matt Brooks .....	Manager, Group Sales
Jack Brennan .....	Ticket Operations Manager
Kathleen Massolio .....	Senior Account Executive, Group Sales
Kevin Kowynia .....	Senior Account Executive, Ticket Sales
Josh Helton .....	Senior Account Executive, Ticket Sales
AJ Burns .....	Account Executive, Ticket Sales
Logan Oppegard .....	Account Executive, Ticket Sales
Kevin LeClair .....	Senior Customer Service Executive
Rebecca Goldstein .....	Senior Customer Service Executive
Heather Larson .....	Customer Service Executive

## BROADCASTERS

Pat Foley .....	TV Play-By-Play
Eddie Olczyk .....	TV Color Analyst
John Wiedeman .....	Radio Play-By-Play
Troy Murray .....	Radio Color Analyst
Chris Boden .....	Radio Studio Host

## ADDITIONAL STAFF

Jim Cornelison .....	National Anthem Singer
Gene Honda .....	Public Address Announcer
Frank Pellico .....	Organist
Bill Smith .....	Team Photographer
Harvey Wittenberg .....	Press Box Announcer/Web Contributor



## FIFTH THIRD ARENA

Andrea Hahn .....	General Manager
Gregory Tam .....	Assistant General Manager
Michael Lushniak .....	Business Manager
Daniel Kroll .....	Facility Manager
Jeff Latiker .....	Security Supervisor
Megan Burciaga .....	Facility Supervisor, Special Events
Paul Goedjen .....	Facility Supervisor, Adult Hockey
John Skokna .....	Facility Supervisor, Marketing and Customer Service
Joe Caprio .....	Facility Supervisor, Youth Hockey
Caleb Weesner .....	Facility Supervisor, Operations
Ladonna Grandberry .....	Guest Services Supervisor
Paul Goedjen .....	Facility Supervisor, Adult League
John Skokna .....	Facility Supervisor, Customer Service Specialist
Joe Caprio .....	Operations and Rapid Shot Supervisor
Brian Keane .....	Elite Hockey Player Development Supervisor

UNITED   
CleanPlus



Clean is in the details.

*State-of-the-art air filtration removes  
99.97% of airborne particles on board.*

© 2021 United Airlines, Inc. All rights reserved.

A STAR ALLIANCE MEMBER 

fly the friendly skies<sup>®</sup>



**LEADERSHIP**



# BLACKHAWKS EXECUTIVES



## W. ROCKWELL WIRTZ

CHAIRMAN

W. Rockwell (Rocky) Wirtz serves as Chairman of the Chicago Blackhawks and President of Wirtz Corporation since 2007, where his role extends to a vast array of businesses from sports and beverage distribution to entertainment, real estate, agriculture, insurance and banking. As Chairman of the Chicago Blackhawks, Rocky is responsible for all aspects of the club's operations. He was just 2 years old when his grandfather, Arthur Wirtz, purchased the Chicago Blackhawks in 1954. Rocky grew up within the walls of the storied Chicago Stadium, and oversaw the team's historic Stanley Cup championship victories in 2010, 2013 and 2015. Rocky also serves as

Co-Chairman of the Executive Committee of the United Center and is a member of the National Hockey League's Executive and Audit/Finance Committees.

Rocky has led the family's beverage business since 1980, and his strategic vision, commitment to investment and time-honored focus on running a value-driven business helped the company expand its footprint. In 2016, Rocky drove efforts to form a partnership with The Charmer Sunbelt Group, creating Breakthru Beverage Group (BBG) where he serves as Co-Chairman.

Today, BBG employs more than 7,000 associates and has operations in 14 markets across North America. Recognizing his many contributions to the beverage industry, the Wine and Spirits Wholesalers of America honored Rocky with a Lifetime Leadership Award in 2014.

Wirtz Realty has developed properties in Illinois for decades, and the company owns and manages over 20 commercial and residential properties along Chicago's lakefront and throughout the suburbs. Rocky also oversees Wirtz Insurance, as well as banking interests at First Security Trust and Savings, based in Elmwood Park, Ill., and First National Bank of South Miami in Florida.

Through it all, Rocky continues to lead his family's commitment to numerous civic and charitable organizations. His dedication to the Chicago Blackhawks Foundation is unwavering. Founded by his father, the foundation has donated millions of dollars to dozens of organizations focused on youth programs, education, housing and health and wellness. When seeking a new practice rink for the Blackhawks, Rocky went beyond creating a single-use home for the team and set out to build a \$65-million community ice rink and practice facility. The facility offers numerous benefits to Chicago's youth who may not otherwise have the opportunity or resources to learn the sport of hockey. Since its opening at the end of 2017, over 13,000 CPS students have participated in programming at Fifth Third Arena - Chicago Blackhawks Community Rink.

Rocky is a member of the Civic Committee of the Commercial Club of Chicago and serves as a Trustee at The Field Museum of Natural History and Northwestern University, where he earned a Bachelor of Science in communications in 1975. At Northwestern, he established the Virginia Wadsworth Wirtz Endowment for Visiting Artists. That program, named in honor of his grandmother, allows Northwestern's School of Communication to invite nationally acclaimed performers to work directly with students and staff at the Theatre and Interpretation Center. In April 2014, the center was renamed the Virginia Wadsworth Wirtz Center for the Performing Arts in recognition of the family's financial gifts. In 2017, he endowed the W. Rockwell Wirtz Professorship in the School of Communication to attract top professors.

Rocky and his wife, Marilyn, reside in the northern suburbs of Chicago. Rocky has three children, Daniel, Hillary and Kendall; Marilyn has one daughter, Elizabeth. Rocky is also the proud grandfather of five grandchildren.

LEADERSHIP

PLAYERS

2019-20

OPPONENTS

TRADITION

RECORDS

PLAYOFFS

HISTORY

MINORS

MEDIA





DANNY WIRTZ  
CHIEF EXECUTIVE OFFICER

Daniel “Danny” Wirtz, 43, took over as Chief Executive Officer for the Chicago Blackhawks on December 16, 2020. Prior to this role with the team he had stints as Interim President of the Chicago Blackhawks and as Vice President and alternate Governor to the NHL. He has been an active advisor with the Blackhawks for the past decade, serves as the Chicago Blackhawks Foundation Vice Chairman and is a representative for the team with the United Center Joint Venture.

Danny Wirtz is a fourth-generation family leader with a vested interest in Wirtz Corporation. As a member of the Board of Directors, he also provides strategic counsel to its diversified holdings which include the Chicago Blackhawks, Breakthru Beverage Group, Wirtz Realty and banking interests in Illinois and Florida. He also is active in the United Center Joint Venture guiding campus evolution and development. In 2013, Danny launched the video production company, Banner, and in 2018, the creative studio Varyer.

He is an active leader in the Chicago community and serves on the boards of several Chicago-based civic organizations including the Chicago Blackhawks Foundation. Danny was recently appointed as association Chairman of the Wine & Spirits Wholesalers of America.

He is a graduate of Boston College and is married to wife Anne and their two daughters, Rosemary (11) and Juniper (8).

LEADERSHIP
PLAYERS
2019-20
OPPONENTS
TRADITION
RECORDS
PLAYOFFS
HISTORY
MINORS
MEDIA



## JAIME FAULKNER

### PRESIDENT OF BUSINESS OPERATIONS

Jaime Faulkner was named President of Business Operations for the Chicago Blackhawks on December 16, 2020. Her bold leadership, passion for analytics and customer-focused strategy has positioned her to be one of the brightest leaders in the industry. She will direct the consumer facing, revenue generating and brand aspects of the future Blackhawks vision.

Faulkner brings a unique blend of professional experience in sports and entertainment with a focus on analytics and emerging technology to the Blackhawks. In her role, she focuses on advancing the fan experience and business model while generating new revenue through

her oversight of strategy and operations across corporate partnerships, ticketing and customer relations, and integrated marketing communications. A value creator for the business, Faulkner works with a mindset to drive financial performance and drive big picture projects for the Blackhawks. Along with CEO Danny Wirtz, Faulkner also represents the Blackhawks as an Alternate Governor for National Hockey League matters.

Faulkner founded the E15 Group in 2013 and served as CEO from its founding. E15 is an industry-leading consulting strategy and analytics company for Compass Group to support its operations and new business growth by creating data-driven transformative strategies to adapt to evolving consumer and market demands. E15 has practice areas that include business strategy, experience strategy, consumer insights, data science and next generation technology. E15's client portfolio includes Fortune 500 companies, professional sports teams, resorts, live events and technology and entertainment clients such as Amazon. Today, E15 serves over 200 clients in all major North American markets and the UK.

With Jaime's leadership, E15 developed consumer-centric commercial strategies designed to drive consumer engagement, revenue, and brand distinction for all clients. The results of these customized strategies include designing and launching a series of first-ever consumer initiatives: fan-friendly pricing in a stadium, fully cash-free venues, frictionless arena marketplaces, and full-building all-inclusive pricing programs. The E15 team also designed new research and guest insight methods to drive enhanced voice of the consumer findings and insights that drove several "future of" projects around sports betting, 365 day a year stadium activation and GenZ engagement. Jaime has also spearheaded the development a network of thought leaders in technology to solve for the key challenges facing the sports industry. Bringing passion and a diverse business perspective to the table, E15 is known for working alongside its clients and partners to push best-in-class results and next generation thinking.

For her impact on the industry and development of her team, in 2015, Jaime was named one of Sports Business Journal's Women Game Changers, and she was also named to their 40 Under 40 list in 2016. In 2019, she was named one of SBJ's Sports Power Players of the year, and the following year, she was recognized by VenuesNow recognized as an industry All-Star. She currently serves on the board of directors for both ASM Global and VenueNext.

Prior to her time with E15, Jaime was a director in KPMG's Advisory practice. During her tenure at KPMG, she led many large fraud investigations and business strategy projects, using first of its kind analytics and technology. She also consulted for many professional sports organizations, assisting them with optimizing their business with analytics or building strategies around its hospitality services and business partners.

A graduate of Baylor University, Faulkner resides in Wilmette. Her husband, Colin is the Executive Vice President, Sales and Marketing, Chief Commercial Officer for the Chicago Cubs and the couple has five children: Avery, Blake, Drew, Maddie and Nolan. Their family doesn't end there, the Faulknors have served as a Billet family for several young hockey players including housing current Carolina Hurricanes defenseman Jaccob Slavin from 2011-13 and former defenseman at the University of Wisconsin Jake Bunz from 2013-15.

LEADERSHIP

PLAYERS

2019-20

OPPONENTS

TRADITION

RECORDS

PLAYOFFS

HISTORY

MINORS

MEDIA



**STAN BOWMAN**  
PRESIDENT OF HOCKEY OPERATIONS  
AND GENERAL MANAGER

Stan Bowman is in his 19th season with the Blackhawks and was named President of Hockey Operations and General Manager on December 16, 2020. He spent five seasons as Senior Vice President/General Manager prior to beginning in his current role. Bowman was originally named the ninth General Manager in Blackhawks history on July 14, 2009, after eight years in the Blackhawks hockey operations department.

Bowman led the Blackhawks to their sixth Stanley Cup championship on June 15, 2015, becoming the first GM to win three titles in the salary cap era. In 2010, Bowman became the youngest GM in National Hockey League history to guide an organization to the championship, as the team ended a 49-year title drought. During his time at the helm of the hockey operations department, Bowman has secured the team's core talent with long-term contract extensions, rebuilt the club's prospect depth with multiple acclaimed draft classes and acquired many key roster pieces through trades and free-agent signings.

Bowman and his father, Senior Advisor to Hockey Operations Scotty Bowman, are part of an elite group, becoming the 10th father-son GM tandem in the history of the NHL and just the fourth pair to have each of their names inscribed on the Stanley Cup.

Bowman originally joined the Blackhawks in 2000 and spent four seasons as Special Assistant to the General Manager before being promoted to Director of Hockey Operations, a role he served in for two years (2005-07). As Assistant General Manager, Bowman attended to the day-to-day administration of the hockey operations department, including all CBA-related matters, such as contract negotiations, free agency, salary arbitration and player movement and assignment. He also tracked the progress of Blackhawks prospects by working closely with the staff of the club's minor-league affiliate in Rockford while assisting with player evaluation, prospect development and professional and amateur scouting.

Bowman was named to Crain's Chicago Business "40 under 40" Class of 2010 and inducted into the Chicagoland Sports Hall of Fame on Sept. 16, 2015. He was selected as a manager for Team North America at the 2016 World Cup of Hockey alongside Peter Chiarelli. In that role, he helped select the playing roster, coaching and support staff, and oversaw tournament preparations and management for the 23-and-under team. He also served on the U.S. Men's National Team Advisory Group for the 2017 and 2018 IIHF World Championships.

Bowman graduated from the University of Notre Dame in 1995 with degrees in finance and computer applications. When he arrived at the Blackhawks in 2000, Bowman worked extensively on financial budgets and developed programs to track player movement and player evaluation.

Bowman and his wife, Suzanne, have three children: Will, Camden and Graycen.

LEADERSHIP
PLAYERS
2019-20
OPPONENTS
TRADITION
RECORDS
PLAYOFFS
HISTORY
MINORS
MEDIA

# BLACKHAWKS EXECUTIVES



## JAY BLUNK

EXECUTIVE VICE PRESIDENT

Executive Vice President Jay Blunk is in his 14th season with the Chicago Blackhawks. Since joining the Blackhawks as Vice President of Business Operations on Jan. 3, 2008, Blunk has engineered broad changes to the business landscape of the club, adopting the general business philosophy of fan accessibility and bold, innovative strategies, in addition to creating new sources of revenue generation. Building on that foundation, Blunk works closely with President, Business Operations, Jaime Faulkner, and the management team to continue to grow the Blackhawks business initiatives.

Blunk has collaborated on nationally-recognized campaigns such as #WhatsYourGoal, which was a finalist for the SportsBusiness Journal's Best in Sports Social Media in 2016. Blunk also enacted sweeping changes across the organization's media channels, including the development of the Emmy Award-winning Blackhawks TV. In recognition of the team's achievements, the Blackhawks earned nominations for SportsBusiness Journal's Professional Sports Team of the Year in 2009 and 2014.

With fan engagement and accessibility a priority, Blunk oversaw new concepts such as the Blackhawks Training Camp Festival. He also played a key role in developing the team's Hispanic marketing initiatives through its innovative partnership with Univision Chicago, including the first-ever Spanish-language radio broadcast in franchise history during the 2015-16 season. Blunk also has developed pioneering cross-promotional partnerships with a wealth of civic organizations, which have built the foundation for a year-round marketing strategy. In 2010 and 2011, the Blackhawks were voted to have the National Hockey League's "Most Innovative Business Practices" by a survey of SportsBusiness Journal's readers. The Blackhawks were also voted to have the "Best Business Savvy" by The Hockey News' 2012 "Best of Everything in Hockey" issue, in addition to being named "Best Franchise" in their 2014 "Franchise Ranking" issue.

The organization has established several attendance records during Blunk's tenure, and the franchise's season ticket base has tripled to more than 14,000 since the start of the 2007-08 season. During the team's run to the 2015 Stanley Cup, the Blackhawks registered three of their top five most-watched games, including the highest on record, a 41.0 HH average rating during Game 6 of the Final on June 15, 2015. Blunk worked with Chicago Cubs officials and the NHL to bring the 2009 NHL Winter Classic to Wrigley Field, and the organization appeared in their league-record sixth outdoor game on Jan. 1, 2019, at Notre Dame Stadium in South Bend, Indiana. In addition, as a board member, Blunk worked closely with the Chicago Sports Commission to bring the 2017 NCAA Frozen Four and the 2017 NHL Draft to the United Center.

Prior to joining the Blackhawks, Blunk spent 22 years with the Chicago Cubs front office, holding positions in marketing, sales, branding, promotions and advertising, the last of which was Vice President of Marketing and Broadcasting. He was responsible for the development of a wealth of promotional events during his tenure at Wrigley Field and was also a member of the Cubs organization when they drew over 3 million fans for five consecutive seasons (2003-07) and set the team's all-time record for attendance in 2007.

Blunk graduated from Illinois State University in 1986 and currently serves as an advisory board member for the ISU School of Communication. Blunk also sits on the boards of the United Center Joint Venture, the Chicago Sports Commission and the Magnificent Mile Association, as well as the Board of Directors for Choose Chicago, United Service Organization (USO) of Illinois and the Chicago Blackhawks Foundation. In addition, Blunk has occasionally represented the Blackhawks at National Hockey League Board of Governors meetings.

Blunk has been invited to lecture as a guest speaker at various civic events and universities, including Northwestern's Kellogg School of Management, University of Illinois, Illinois State University and the University of Notre Dame's Mendoza College of Business. He also accepted the 2014 Gilda's Club Agents of Hope Award on behalf of the Chicago Blackhawks Foundation. Blunk was a 2012 inductee into the Chicagoland Sports Hall of Fame and received the 2017 Jack Fitzsimmons Chief Blackhawk Award from the Blackhawk Alumni Association.

Blunk and his wife, Marci, have three children: Brandon, Maggie and Cameron.

LEADERSHIP

PLAYERS

2019-20

OPPONENTS

TRADITION

RECORDS

PLAYOFFS

HISTORY

MINORS

MEDIA





AL MacISAAC

SENIOR VICE PRESIDENT, HOCKEY OPERATIONS

Al MacIsaac is in his 21st season as a member of the Blackhawks Hockey Operations Department and his sixth as Senior Vice President of Hockey Operations. He previously served as Senior Director of Hockey Administration/Assistant to the President.

A native of Antigonish, Nova Scotia, MacIsaac was the Buffalo Sabres' 12th-round draft choice in 1987. He attended St. Francis Xavier University in Nova Scotia for four years, where he tallied 112 career points (54G, 58A) in 91 career college games along with 404 penalty minutes. He was named St. Francis Xavier University Student Male Athlete of the Year in 1991.

After college, he joined the ECHL's Hampton Roads Admirals as a defenseman for the 1991-92 season and led the team with a +33 plus/minus rating. He represented the Admirals in the 1993 ECHL All-Star Game. During that same season, MacIsaac made appearances with the American Hockey League's Baltimore Skipjacks and Cape Breton Oilers.

In 1993, MacIsaac joined the Norfolk Admirals front office as Assistant General Manager. He was named General Manager of Hockey Operations for the Admirals in July 1996. In 1997-98, the Admirals, then the Blackhawks' minor-league affiliate, won their third ECHL championship. MacIsaac was inducted into the Guelph Sports Hall of Fame (team category) in 1996, the Norfolk Admirals Hall of Fame in 2008, the ECHL Hall of Fame in 2014 and the St. Francis Xavier University Sports Hall of Fame in 2016.

MacIsaac has won seven titles in his career, including three Stanley Cups with the Blackhawks, an ECHL Championship as a general manager (1998) and three as a player: the Canadian Hockey League Memorial Cup (1986), ECHL Championship (1992) and Calder Cup (1993).

MacIsaac and his wife, Dawn, have three daughters: Madisson, Delaney and Emersyn.

LEADERSHIP
PLAYERS
2019-20
OPPONENTS
TRADITION
RECORDS
PLAYOFFS
HISTORY
MINORS
MEDIA

# BLACKHAWKS EXECUTIVES

LEADERSHIP

PLAYERS

2019-20

OPPONENTS

TRADITION

RECORDS

PLAYOFFS

HISTORY

MINORS

MEDIA



## KYLE DAVIDSON

ASSISTANT GENERAL MANAGER/  
HOCKEY ADMINISTRATION

Kyle Davidson enters his 11th season with the Chicago Blackhawks and first as Assistant General Manager of Hockey Administration. In his current role, Davidson assists Senior Vice-President/General Manager Stan Bowman with day-to-day hockey operations tasks including player contract research and negotiations, salary cap management, salary arbitration, collective bargaining agreement administration as well as scouting at the professional and amateur levels.

Davidson began his career with the Blackhawks as a Hockey Operations Intern in 2010 and was promoted to a full-time role as a Hockey Analytics/Video Analyst the next season. He was promoted again in the summer of 2011 to Hockey Administration Coordinator, elevated to Hockey Operations Manager in 2015 then to Senior Manager of Hockey Operations in 2017 before becoming Assistant to the General Manager in 2018.

Born in Ottawa, Ontario and raised in Sudbury, Ontario, Davidson graduated from the Sports Administration program at Laurentian University in 2010. He currently resides in Chicago with his fiancé, Angelica.



## MARK EATON

ASSISTANT GENERAL MANAGER/  
PLAYER DEVELOPMENT

Mark Eaton is in his sixth season with the Chicago Blackhawks and his first as Assistant General Manager of Player Development. In his current role, Eaton oversees the development of all Blackhawks prospects at both the amateur and minor-league professional levels in North America and Europe. Alongside the club's development coaches, Eaton works specifically with each prospect, on and off the ice, to develop all facets of their game. He previously served as a development coach for defensemen.

Eaton appeared in 650 National Hockey League games over parts of 13 seasons with Philadelphia, Nashville, Pittsburgh and the New York Islanders from 1999 to 2013, registering 85 points (24G, 61A) over that span. He recorded 13 points (4G, 9A) in 68 career postseason contests and won the Stanley Cup in 2009 with Pittsburgh.

Prior to his professional career, the Wilmington, Del., native played for the University of Notre Dame during the 1997-98 season. Eaton tallied 29 points (12G, 17A) and was named the team's top defenseman, in addition to being honored as the Central Collegiate Hockey Association's Rookie of the Year.



## RYAN STEWART

ASSISTANT GENERAL MANAGER/  
PRO SCOUTING

Ryan Stewart is in his 15th season with the Blackhawks and his first as Assistant General Manager of Pro Scouting. Stewart joined the organization prior to the 2006-07 season as a Video Coach and served as Assistant Coach in 2007-08. He then joined the scouting staff as an Amateur Scout from 2008-10, a Pro Scout from 2010-12 and Director of Pro Scouting from 2012-2018.

Stewart graduated with a Bachelor of Arts degree from Canisius College in Buffalo, N.Y., where he played four years of varsity hockey for the Golden Griffins, including two years as team captain. He joined the Central Hockey League's Tulsa Oilers in 1998 and signed with the ECHL's Greenville Grrrowl later that year. Stewart won the Kelly Cup with Greenville in 2001-02, the same season he received the ECHL Man of the Year Award. Over the course of a seven-year professional career, Stewart also made stops with the ECHL's Florida Everblades, the American Hockey League's Providence Bruins and the British Super league's Manchester Storm.

Stewart was named captain of Greenville for the 2003-04 season. After finishing his playing career in the 2004-05 campaign, he served as Greenville's Assistant Coach/Assistant General Manager before being named to the General Manager position in 2005, when the team was affiliated with Chicago. In February 2016, Stewart was inducted into the Canisius College Sports Hall of Fame. Stewart and his wife, Lindsay, reside in Simpsonville, S.C., with their three children: Owen, Langley and Kylie Jo.



## MARK BERNARD

VICE PRESIDENT, HOCKEY OPERATIONS/  
TEAM AFFILIATES

Mark Bernard is in his 13th season with the Chicago Blackhawks and his third as Vice President of Hockey Operations/Team Affiliates. He previously served as Senior Director of Minor League Affiliations and joint Director of Hockey Administration/General Manager of Minor League Affiliations. Bernard executes administrative responsibilities with the Blackhawks while overseeing the day-to-day operations of Chicago's American Hockey League affiliate, the Rockford IceHogs.

Bernard joined the Blackhawks from the AHL's Norfolk Admirals, where he served as Vice President and Assistant GM. He joined the Admirals in June 2006 as Assistant GM and was named Interim VP in October 2006 before his appointment to VP one month later. In 2008, the Ontario native won the James C. Hendy Memorial Award as the AHL's most outstanding executive. Bernard played parts of 13 pro seasons as a goaltender in the AHL, ECHL, Central Hockey League and Colonial Hockey League. He helped the ECHL's Hampton Roads Admirals capture consecutive Kelly Cups in 1991 and 1992, earning playoff MVP honors in 1992.

After his playing career, he coached the United Hockey League's Rockford IceHogs in 2003-04 and the Elite Ice Hockey League's Basingstoke Bison from 2004-06.

Bernard and his wife, Julie, have two children: Jackson and Mackenzie.

LEADERSHIP

PLAYERS

2019-20

OPPONENTS

TRADITION

RECORDS

PLAYOFFS

HISTORY

MINORS

MEDIA

# BLACKHAWKS EXECUTIVES

LEADERSHIP

PLAYERS

2019-20

OPPONENTS

TRADITION

RECORDS

PLAYOFFS

HISTORY

MINORS

MEDIA



## MARK KELLEY

VICE PRESIDENT, AMATEUR SCOUTING

Mark Kelley is in his 15th season with the Chicago Blackhawks and his fifth as Vice President of Amateur Scouting.

Kelley joined the Blackhawks in 2006 as an Amateur Scout. Before joining the team, he worked for the Pittsburgh Penguins for 13 years (1993-2006) and the Quebec Nordiques for five years (1988-93), and his role evolved from being a scout in the New England area to eventually covering all of North America. Kelley also lived in Moscow, Russia, serving as Assistant General Manager of CSKA Red Army while scouting European players for the Penguins.

Kelley attended Colby College from 1976-80 and played varsity hockey all four years. He then played a year of Australian League hockey before returning to his alma mater as an Assistant Coach.

Kelley has two sons, Kyle and Tyler.



## TONY OMMEN

VICE PRESIDENT, TEAM SERVICES

Tony Ommen is in his 22nd season with the Chicago Blackhawks and his second as Vice President of Team Services. For the past 16 seasons, Ommen has managed the day-to-day logistical operations of the team, including travel, after serving the organization in various publications and public/media relations capacities since 1999.

A native of Carrollton, Ill., Ommen previously worked for the St. Louis Blues as Assistant Director of Communications. While with the Blues, he was a member of the media relations department that received the 1998-99 Dick Dillman Award, given annually to the media relations team judged the best by members of the Professional Hockey Writers Association (PHWA). Before joining the Blues, Ommen held positions with Fans Inc., the St. Louis Cardinals and the St. Louis Rams.

A veteran of the United States Army and a graduate of Southern Illinois University at Edwardsville, Ommen and his wife, Nikki, have three children: Logan, Ashley and Emily.





SARA GUDERYAHN

EXECUTIVE DIRECTOR, CHICAGO BLACKHAWKS  
FOUNDATION/VICE PRESIDENT, COMMUNITY

Sara Guderyahn is in her second season with the Chicago Blackhawks, named the Executive Director of the Chicago Blackhawks Foundation on Nov. 11, 2019.

At the helm of the team's charitable arm, Guderyahn's role focuses on advancing the Foundation's long-term strategic vision in addition to fundraising, grant-making, program development and stewardship of the Board of Directors. Her vast career includes more than 15 years of experience in the social impact sector, including senior-level roles with Education

Pioneers and The Sheridan Group.

Guderyahn holds a Masters in Applied Political Science from American University and has served on boards locally for Education Pioneers, Roots of Development and Cambridge at the Glen. She resides in Glenview with her dog, Rosie.



PETE HASSEN

VICE PRESIDENT, MARKETING

Pete Hassen is in his 16th season with the Chicago Blackhawks and his fifth as Vice President of Marketing. He previously served as Senior Executive Director of Marketing.

Hassen assists in all aspects of the team's marketing, fan and brand development, game presentation and fan experience and player relations. He conducts research and manages projects to push the Blackhawks brand into the mainstream and develop the team's overall fan base. He also serves on the Blackhawks Foundation Board of Directors.

Before joining the Blackhawks, Hassen was the Senior Manager of Media Relations and Corporate Communications for Delaware North Companies. Prior to that, he served as Director of Community Development and Public Relations for the Buffalo Sabres. A native of Buffalo, N.Y., Hassen holds degrees from the State University of New York College at Buffalo and Central Michigan University.

Hassen and his wife, Kate, and son, Clayton, reside in Glencoe.

LEADERSHIP
PLAYERS
2019-20
OPPONENTS
TRADITION
RECORDS
PLAYOFFS
HISTORY
MINORS
MEDIA

# BLACKHAWKS EXECUTIVES

LEADERSHIP

PLAYERS

2019-20

OPPONENTS

TRADITION

RECORDS

PLAYOFFS

HISTORY

MINORS

MEDIA



## ADAM KEMPENAAR

VICE PRESIDENT, DIGITAL CONTENT

Adam Kempenaar is in his 19th season with the Chicago Blackhawks and fourth as Vice President of Digital Content. Kempenaar joined the club in 2002 as Web Producer before being appointed Director of New Media and Publications in 2008, Senior Director of New Media and Creative Services in 2012 and Senior Executive Director of Digital Content in 2016.

Kempenaar oversees content across the Blackhawks' digital platforms, including Blackhawks.com, Blackhawks TV and social media. He served as producer on the Blackhawks' two championship DVD/Blu-ray releases, "17 Seconds" (2013) and "Hat Trick" (2015), the

latter of which won an Emmy for Outstanding Achievement in Sports Programs from the Chicago/Midwest Chapter of the National Academy of Television Arts & Sciences. In addition, he is Editor-in-Chief of Blackhawks Publishing, which has produced three acclaimed hardcover championship books: "One Goal Achieved" (2010), "One Goal II" (2013) and "One Goal III" (2015). In 2017, Kempenaar and his team - in collaboration with Banner Collective - also launched the "Blackhawks Originals" video series "On The Clock," granting fans unprecedented access to the club's draft preparations. "Blackhawks Originals" has since expanded its longform offering, including 2018's local Emmy-winning "Signing Sikura" and "Making Strides," which followed two Chicago Public Schools students through G.O.A.L. and First Stride, programs that offer students who may not otherwise have the opportunity to try hockey access to the necessary equipment and instruction.

With a focus on engaging content that showcases player personalities and behind the scenes access, the Blackhawks lead the National Hockey League in social media following across Facebook, Twitter, Instagram and Snapchat. In 2016, the Blackhawks' #WhatsYourGoal social media and video campaign was recognized by SportsBusiness Journal as a finalist for Best in Sports Social at its annual Sports Business Awards. In 2009, the club's social efforts were recognized by technology site Mashable for "Best Brand Use of Twitter." The following year, the Blackhawks were finalists for Mashable's "Must Follow Brand."

Prior to joining the Blackhawks, Kempenaar was Creative Projects Coordinator for the media research and consulting firm Frank N. Magid Associates in Cedar Rapids, Iowa. He holds a master's degree in journalism and a bachelor's degree in communication studies from the University of Iowa, as well as a bachelor's degree in English from Grinnell College.

An Iowa native, Kempenaar and his wife, Sarah, have four children: Holden, Sophie, Quinn and Connor.



## ADAM ROGOWIN

VICE PRESIDENT, COMMUNICATIONS

Adam Rogowin is in his 13th season with the Chicago Blackhawks and his fourth as Vice President of Communications.

In his current role, Rogowin oversees all communications efforts as the organization's primary contact for media inquiries, including interview requests for front office staff, coaches and players; the dissemination of team information via press releases and game notes; and media credentialing for games, press conferences and special events. He is also the point person for television and radio broadcasts on flagship stations NBC Sports Chicago and WGN

Radio, as well as all Blackhawks national telecasts on NBC in the United States and Sportsnet in Canada.

Rogowin previously served as Senior Director of Public Relations, with a focus on promoting team announcements for all off-ice activities. He was a member of the Blackhawks media relations department that received the 2010-II Dick Dillman Award, given annually to the team judged by the members of the Professional Hockey Writers Association (PHWA) to be the best in media relations.

Prior to joining the Blackhawks, Rogowin spent four seasons with the Chicago Wolves. From 2006-08, he served as the team's Director of Media Relations, which includes the 2008 Calder Cup championship season.

The Morton Grove, Ill., native played hockey at Connecticut College, where he notched 19 assists and 28 points in 55 career games before graduating with a double major in English and sociology. In July 2016, Rogowin was named to Chicago's Jewish 36-under-36 list, an annual distinction presented by the Jewish United Fund (JUF). He is a host committee member for the Green Tie Ball, Chicago Gateway Green's signature fundraising gala.

He and his wife, Jen, have two sons, Cameron and Gavin, and a daughter, Ellorie.



## T.J. SKATTUM

### VICE PRESIDENT, FINANCE

T.J. Skattum is in his 13th year with the Chicago Blackhawks and his seventh as Vice President of Finance.

Skattum heads the Blackhawks' finance and accounting operations, including planning and forecasting, financial reporting, cash management and risk management. Skattum also oversees the finances and accounting for the Chicago Blackhawks Foundation and Fifth Third Arena.

Skattum has more than 20 years of experience in various finance and accounting roles, including restructuring, bankruptcy, mergers and acquisitions, corporate finance and interim management. Prior to joining the organization, Skattum spent six years in Arthur Andersen's global corporate finance practice and five years at Navigant Capital Advisors, the dedicated corporate finance business unit of Navigant Consulting, Inc. He has passed the Certified Public Accountant Examination in the State of Illinois. In addition to his duties with the Blackhawks, Skattum sits on the Board of Directors for the Chicago Blackhawks Foundation.



## MARIE SUTERA

### VICE PRESIDENT, HUMAN RESOURCES

Marie Sutera is in her 14th season with the Blackhawks and her fifth as Vice President of Human Resources.

During her time with the Blackhawks, Sutera has developed and executed the club's HR strategy and overseen a change in organizational culture that is lauded throughout the professional sports industry. The sweeping changes during her tenure have resulted in the hiring of over 90 percent of the current front office staff.

Prior to joining the Blackhawks, Sutera worked as a Human Resources Generalist for Wirtz Beverage Illinois (now Breakthru Beverage) and was responsible for staffing, labor negotiations, workers' compensation and company safety initiatives. She also spent seven years in human resources management in the insurance, warranty and furniture rental industries.

The Downers Grove, Ill., native is a member of numerous professional organizations, including the Society of Human Resource Management (SHRM), Human Resources Council (NHRD), Human Resources Management Association of Chicago (HRMAC) and Women in Sports and Events (WISE).

LEADERSHIP

PLAYERS

2019-20

OPPONENTS

TRADITION

RECORDS

PLAYOFFS

HISTORY

MINORS

MEDIA



## STEVE WAIGHT

VICE PRESIDENT, CORPORATE SPONSORSHIPS

Steve Waight is in his 21st season with the Chicago Blackhawks and his fifth as Vice President of Corporate Sponsorships.

Waight is responsible for all Blackhawks advertising sales, including print, Internet, in-arena, virtual TV signage, promotions, social media and all sponsorships affiliated with Blackhawks youth hockey programs and the Chicago Blackhawks Foundation. In addition, Waight spearheads all United Center advertising sales on behalf of the Blackhawks and manages relationships with the WGN Radio and NBC Sports Chicago sales staffs. Notable sponsorship accomplishments during Waight's tenure include the first-ever presenting sponsorship of a Blackhawks season (CBOE in 2008-09); the opening of the Crown Royal Whisky Bar and Ketel One Bar; exclusive agreements with Constellation Energy and NorthShore University HealthSystems; several on-premise activation programs with Bud Light, incorporating the Bud Light Ice Crew and Bud Light Bar Tour promotions; and the season-long Blackhawks customized Camaro sweepstakes with Chicagoland and NW Indiana Chevy Dealers.

Waight also played a key role in negotiating long-term sponsorship agreements with Lexus, Coca-Cola, Anheuser-Busch, AT&T, American Express, the United Airlines naming rights deal for the United Center and the naming rights to the Blackhawks practice facility, Fifth Third Arena.

Prior to joining the organization, Waight served as Corporate Sales Manager for the San Diego Chargers. In that role, he was in charge of selling corporate sponsorships for the Chargers and Qualcomm Stadium.

A native of Naperville, Ill., Waight is a graduate of the University of Iowa with a double major in marketing and finance. He and his wife, Katharine, have two children, David and Bridget, and reside in LaGrange, Ill.



## CHRIS WERNER

VICE PRESIDENT, TICKETING AND CUSTOMER RELATIONS

Chris Werner is in his 13th season with the Blackhawks and his 11th as Vice President of Ticketing and Customer Relations. Werner joined the Blackhawks in the spring of 2008 as Senior Executive Director of Ticketing and Business Development.

In his first season with the organization, Werner worked to expand and develop the ticket sales and service departments. In 2008-09, the Blackhawks drew more than 1 million fans (1,052,261) for the first time in franchise history, set a league record by attracting an average of 21,783 fans to their 40 United Center contests and surpassed the franchise regular-season attendance record of 835,972. As of the start of the 2019-20 campaign, the Blackhawks have entertained 497 consecutive capacity crowds, and the franchise's season ticket base has grown to more than 14,000.

Under Werner's direction, the Ticket Operations and Customer Relations Department has expanded to include staff dedicated to the highest levels of customer service, providing ticketholders with personalized service, developing value-added customer benefits and undertaking all fan analytics activities, including survey and focus group research programs designed to evaluate and enhance the overall fan experience.

In addition to traditional ticket sales, the Ticket Operations and Customer Relations Department supports the distribution of Blackhawks Convention passes, Training Camp Festival tickets and Illinois High School State Hockey Championship game tickets. Prior to joining the team, Werner spent 23 years in the live event industry, most recently as General Manager of Ticketmaster Chicago. In addition to his work in ticketing, Werner has senior-level experience in venue management and event promotion, working for entities such as Ogden Entertainment Services, the Metropolitan Pier and Exposition Authority and the University of Iowa.

Werner lives in Chicago with his wife, Valorie.



## CHRIS CHELIOS

### AMBASSADOR

Chris Chelios was named Blackhawks team ambassador on July 23, 2018 and was officially introduced to fans at the Blackhawks Convention later that month.

Inducted into the Hockey Hall of Fame on November 8, 2013, Chelios played nine seasons (1990-99) with the Blackhawks where he scored 92 goals and added 487 assists in 664 games played. He is fourth all-time in goals, assists and points among Blackhawks defenseman. He was awarded the Norris Trophy for best NHL defenseman twice with the Blackhawks—in 1993 and 1996 and was named to seven NHL All-Star Games as a member of

the Blackhawks.

The Chicago native served as Blackhawks captain from 1995-99. He reached the playoffs seven times with the Blackhawks, including a run to the Stanley Cup Final in 1992. He appeared in 65 playoff games and scored 12 goals and added 36 assists with the Blackhawks.

Prior to beginning his 26-year NHL career with Montreal in 1983-84, Chelios attended Mount Carmel High School and played at the University of Wisconsin. The defenseman played in 1,651 regular season NHL games and notched 185 goals, 763 assists and 948 points. His 1,651 career games played are the most by a defenseman in NHL history and sixth-most among all players.

A member of three Stanley Cup Championship teams (Montreal, 1986, Detroit, 2002 and Detroit, 2008, Chelios played in 266 career Stanley Cup Playoffs games with 31 goals and 113 assists. In addition to Chicago, he played with Montreal (1983-1990); Detroit (1999-2009) and Atlanta (2009-10). He represented Team USA in four Olympics (1984, 1998, 2002 and 2006), winning a silver medal in 2002 and served as an assistant coach for the team at the 2018 Winter Olympics.

The Chicago native most recently was a member of the Detroit Red Wings front office for the previous eight seasons. In 2017, Chelios was named one of the "100 Greatest Players in NHL History" by the NHL.



## TONY ESPOSITO

### AMBASSADOR

Tony Esposito has served as Team Ambassador since March 19, 2008. He was honored at the United Center that night in a pregame ceremony where he joined Bobby Hull and Stan Mikita who were earlier given that title with the team.

Esposito played all but one of his 16 NHL seasons with the Blackhawks, was a three-time Vezina Trophy winner as the top goaltender in the league (1970, 1972, 1974) and was awarded the Calder Memorial Trophy in 1970 for the top rookie in the NHL. He remains the all-time franchise leader in shutouts (74) and career wins (418). He set a team record

with 15 shutouts during the 1969-70 season. His career NHL record of 423-306-151 ranks eighth in league history. Esposito went seven consecutive seasons with 30-plus wins (1969-76).

A native of Sault Ste. Marie, Ontario, he was inducted into the Hockey Hall of Fame in 1988 where he joined his brother, Phil, who played 18 seasons in the NHL. Tony Esposito's No. 35 was retired by the Blackhawks on November 20, 1988 at Chicago Stadium. In 2017, Esposito was named one of the "100 Greatest Players in NHL History" by the NHL.

LEADERSHIP

PLAYERS

2019-20

OPPONENTS

TRADITION

RECORDS

PLAYOFFS

HISTORY

MINORS

MEDIA



## BOBBY HULL

### AMBASSADOR



Bobby Hull was named Blackhawks team ambassador on March 7, 2008 in a ceremony with Stan Mikita at the United Center. Hull and Mikita were the first two to carry this title with the organization. He remains the leading goal scorer in Chicago Blackhawks history with 604 and he holds the team single-season record for goals scored in a season with 58 (1968-69). He is second in team history in all-time games played with 1,036 during his Blackhawks career that lasted from 1957 - 72.

A three-time Art Ross Trophy winner (1960, 1962 and 1966) as the league's leading scorer, Hull led the Blackhawks to the 1961 Stanley Cup. Hull was also a two-time Hart Trophy winner as the league's Most Valuable Player and won the Lady Byng Trophy for sportsmanship in 1965.

Hull led the NHL in goals scored seven times and became the first player in NHL history to score more than 50 goals in a season (1965-66). He reached the 50-goal plateau five times in his career.

A native of Pointe Anne, Ontario, he retired following the 1979-80 season and was inducted into the Hockey Hall of Fame in 1983. His No. 9 was retired on December 18, 1983 at the Chicago Stadium. His brother, Dennis, played for the Blackhawks from 1964 - 77 and his son, Brett, played in the NHL from 1985 - 2006. When his son Brett won the Hart Trophy in 1991, they became the first father-son combination to win the award. In 2017, Bobby Hull was named one of the "100 Greatest Players in NHL History" by the NHL.

## STAN MIKITA

### AMBASSADOR



Stan Mikita joined former teammate Bobby Hull on the United Center ice on March 7, 2008 as they became the first two to be named Team Ambassador with the Blackhawks. Mikita served in his role until his passing on August 7, 2018.

Mikita played his entire 22-year career with the Blackhawks and led the team to the 1961 Stanley Cup. A four-time Art Ross Trophy winner (1964, 1965, 1967, 1968) as the National Hockey League's leading scorer, Mikita is the Blackhawks all-time franchise leader in points (1,467) and games played (1,394). He is second in franchise history in goals with 541. Mikita also was awarded the Hart Memorial Trophy as the Most Valuable Player in the NHL and Lady Byng Memorial Trophy for sportsmanlike conduct in 1967 and 1968.

His Blackhawks career began in the 1958-59 season and he played through the 1979-80 season. He had his No. 21 sweater retired on October 19, 1980 and was inducted into the Hockey Hall of Fame in 1983. In 2017, Mikita was named one of the "100 Greatest Players in NHL History" by the NHL.

LEADERSHIP

PLAYERS

2019-20

OPPONENTS

TRADITION

RECORDS

PLAYOFFS

HISTORY

MINORS

MEDIA



## DENIS SAVARD

### AMBASSADOR

Denis Savard was named a Blackhawks Team Ambassador on Nov. 13, 2008. He played 12 of his 17 NHL seasons with Chicago and ranks fourth in team history in goals (377) and second in team history in assists (719).

Selected third overall in the 1980 NHL Draft by Chicago, Savard became the second player in team history to record 100-plus points in a season (119) in 1981-82 and went on to record three 100-point seasons as a Blackhawk. He set the single-season team scoring record by tallying 131 points in 1987-88 and holds the single-season assist record with 87 (1981-82 and

1987-88).

Savard spent three seasons with Montreal—his hometown—where he won a Stanley Cup in 1993 and spent two seasons with the Tampa Bay Lightning. He spent his last three NHL seasons with the Blackhawks and retired in 1997. Savard also served as head coach of the Blackhawks for 147 games from 2006 – 08 where he compiled a record of 65-66-16.

His No. 18 was retired on March 19, 1998 at the United Center and he was inducted to the Hockey Hall of Fame in 2000. In 2017, Savard was named one of the “100 Greatest Players in NHL History” by the NHL.

LEADERSHIP

PLAYERS

2019-20

OPPONENTS

TRADITION

RECORDS

PLAYOFFS

HISTORY

MINORS

MEDIA

# SENIOR DIRECTORS/ADVISORS

LEADERSHIP

PLAYERS

2019-20

OPPONENTS

TRADITION

RECORDS

PLAYOFFS

HISTORY

MINORS

MEDIA



**SARA BAILEY**  
SENIOR DIRECTOR,  
CORPORATE SPONSORSHIPS



**JIM BARE**  
EXECUTIVE DIRECTOR,  
TICKET OPERATIONS




**ANNIE CAMINS**  
SENIOR EXECUTIVE DIRECTOR,  
FAN DEVELOPMENT




**MICHAEL DORSCH**  
SENIOR DIRECTOR, FINANCE



**ASHLEY HINTON**  
SENIOR DIRECTOR,  
COMMUNITY RELATIONS



**JULIE LOVINS**  
SENIOR DIRECTOR,  
SERVICE AND RETENTION



**CARL MANTEAU**  
SENIOR DIRECTOR,  
GROUP SALES




**DAN ROZENBLAT**  
SENIOR EXECUTIVE DIRECTOR,  
TICKET SALES & SERVICE



**JOHN STEINMILLER**  
SENIOR DIRECTOR, MEDIA RELATIONS




**RON ANDERSON**  
SENIOR ADVISOR, PLAYER RECRUITMENT



**SCOTTY BOWMAN**  
SENIOR ADVISOR, HOCKEY OPERATIONS




**PIERRE GAUTHIER**  
SENIOR ADVISOR, PLAYER PERSONNEL



**BARRY SMITH**  
SENIOR ADVISOR, PLAYER PERSONNEL

# DIRECTORS



**BRIAN DAHM**  
MARKETING DIRECTOR



**MIKE DONEGHEY**  
DIRECTOR, PLAYER EVALUATION/  
RECRUITMENT



**MATS HALLIN**  
DIRECTOR, EUROPEAN SCOUTING



**BRIAN HIGGINS**  
DIRECTOR, TEAM SECURITY



**BRIAN HOWE**  
DIRECTOR, EVENT MARKETING



**KYLEE HOWE**  
DIRECTOR, HUMAN RESOURCES



**MEGHAN HUNTER**  
DIRECTOR OF HOCKEY ADMINISTRATION  
AND AMATEUR SCOUT



**T.R. JOHNSON**  
DIRECTOR, SALES & SERVICE



**JOHN SANDBERG**  
CREATIVE DIRECTOR



**PATRICIA WALSH**  
PAYROLL DIRECTOR



**GREG ZINSMEISTER**  
DIRECTOR, CORPORATE SPONSORSHIPS

LEADERSHIP

PLAYERS

2019-20

OPPONENTS

TRADITION

RECORDS

PLAYOFFS

HISTORY

MINORS

MEDIA



# HOCKEY OPERATIONS/SCOUTING

LEADERSHIP

PLAYERS

2019-20

OPPONENTS

TRADITION

RECORDS

PLAYOFFS

HISTORY

MINORS


MEDIA



**NIKLAS BLOMGREN**  
HEAD EUROPEAN AMATEUR SCOUT



**WADE BROOKBANK**  
PRO SCOUT




**ALEX BROOKS**  
HEAD PRO SCOUT



**HUDSON CHODOS**  
SCOUTING MANAGER



**RICK COMLEY**  
PLAYER RECRUITMENT



**ANDREW CONTIS**  
HOCKEY ANALYTICS/VIDEO ANALYST



**MARY DEBARTOLO**  
COORDINATOR, RESEARCH &  
DEVELOPMENT/HOCKEY ANALYTICS




**GORD DONNELLY**  
PRO SCOUT



**ROB FACCA**  
HEAD USA SCOUT



**IAN GENTILE**  
SENIOR MANAGER,  
PLAYER DEVELOPMENT




**RICHARD KROMM**  
PRO SCOUT



**DON LEVER**  
PRO SCOUT



**DARRELL MAY**  
HEAD WESTERN CANADA SCOUT



**JIM MCKELLAR**  
HEAD EASTERN CANADA SCOUT



**PETER NEVIN**  
AMATEUR SCOUT



**ANDREI NIKOLISHIN**  
RUSSIA AMATEUR SCOUT

# HOCKEY OPERATIONS/SCOUTING



**KAREL PAVLIK**  
EUROPEAN AMATEUR SCOUT



**ALEXANDRE ROULEAU**  
AMATEUR SCOUT



**PETER SUNDSTROM**  
EUROPEAN PRO SCOUT



**DANNY TRANCHIDA**  
TEAM SERVICES ASSISTANT

**NOT PICTURED:**  
**DAN ELLIS**  
GOALTENDING SCOUT

**COLIN FRASER**  
AMATEUR SCOUT

**MIKKO LUOMA**  
EUROPEAN AMATEUR SCOUT

**ANATOLY SEMENOV**  
PRO SCOUT

LEADERSHIP

PLAYERS

2019-20

OPPONENTS

TRADITION

RECORDS

PLAYOFFS

HISTORY

MINORS

MEDIA

# BUSINESS OPERATIONS

LEADERSHIP

PLAYERS

2019-20

OPPONENTS

TRADITION

RECORDS

PLAYOFFS

HISTORY

MINORS


MEDIA



**CHASE AGNELLO-DEAN**  
PHOTOGRAPHY MANAGER



**CARTER BAUM**  
DIGITAL CONTENT MANAGER



**PRESTON BLACK**  
CRM MANAGER




**JACK BRENNAN**  
TICKET OPERATIONS MANAGER




**MATT BROOKS**  
MANAGER, GROUP SALES




**ADAM BURISH**  
BLACKHAWKS TV HOST/ANALYST



**AJ BURNS**  
ACCOUNT EXECUTIVE, TICKET SALES




**WILL CHUKERMAN**  
MEDIA RELATIONS COORDINATOR




**MOLLY CONNELLY**  
MANAGER, BUSINESS ADMINISTRATION



**KENDALL COYNE SCHOFIELD**  
PLAYER DEVELOPMENT COACH & YOUTH  
HOCKEY GROWTH SPECIALIST



**PAULINO DIAZ**  
DATA SCIENTIST




**JOE DOYLE**  
MASCOT COORDINATOR



**KELLIE FREDETTE**  
ASSISTANT GRAPHIC DESIGNER



**RYAN GALLANTE**  
SENIOR MANAGER, CORPORATE  
SPONSORSHIPS



**REBECCA GOLDSTEIN**  
SENIOR CUSTOMER SERVICE EXECUTIVE



**SEAN GRADY**  
SENIOR CREATIVE MANAGER

# BUSINESS OPERATIONS



**JOSH HELTON**  
SENIOR ACCOUNT EXECUTIVE,  
TICKET SALES



**LEAH HENDRICKSON**  
SENIOR MANAGER, SOCIAL MEDIA



**MIKE HORAN**  
MEDIA RELATIONS MANAGER




**MIKE HORN**  
SENIOR MANAGER, GAME PRESENTATION



**LAURA JORDAN**  
FAN DEVELOPMENT COORDINATOR



**JOELLE KEARNS**  
GAME PRESENTATION COORDINATOR



**LYNDSIE KLOTT**  
CLIENT SERVICE SPECIALIST



**MICHAEL KOJZA**  
FINANCIAL ANALYST



**KEVIN KOWYNIA**  
SENIOR ACCOUNT EXECUTIVE,  
TICKET SALES



**HEATHER LARSON**  
CUSTOMER SERVICE EXECUTIVE



**ERIC LEAR**  
REPORTER/VIDEO MANAGER



**KEVIN LECLAIR**  
SENIOR CUSTOMER SERVICE EXECUTIVE



**ANDREW LEFEVOUR**  
ACCOUNTING MANAGER



**CHRIS LEVINE**  
BUSINESS ANALYTICS MANAGER



**KATHLEEN MASSOLIO**  
SENIOR ACCOUNT EXECUTIVE,  
GROUP SALES



**JAMAL MAYERS**  
COMMUNITY LIAISON

LEADERSHIP

PLAYERS

2019-20

OPPONENTS

TRADITION

RECORDS

PLAYOFFS

HISTORY

MINORS

MEDIA

# BUSINESS OPERATIONS

## LEADERSHIP

## PLAYERS

## 2019-20

## OPPONENTS

## TRADITION

## RECORDS

## PLAYOFFS

## HISTORY

## MINORS

## MEDIA




**LEANNE MAYVILLE**  
BENEFITS MANAGER



**LAUREN MILLER**  
RECEPTIONIST



**SPENCER MONTGOMERY**  
FAN DEVELOPMENT MANAGER




**MATT MURPHY**  
BUSINESS STRATEGY PARTNER



**ROB NUGENT**  
CORPORATE SPONSORSHIPS MANAGER



**LOGAN OPPEGARD**  
ACCOUNT EXECUTIVE, TICKET SALES



**LEAH PASCARELLA**  
DIGITAL CONTENT COORDINATOR



**MEGHAN POLLOCK**  
MANAGER, COMMUNITY RELATIONS



**ANDY ROAN**  
MANAGER, TICKET SALES



**KAYLA ROAN**  
CLIENT SERVICES MANAGER



**SHILPA RUPANI**  
MANAGER, SERVICE & PROGRAM  
DEVELOPMENT



**PATRICK SHARP**  
MARKETING LIAISON



**KELLY SMITH**  
SENIOR MANAGER, CLIENT SERVICES



**RACHEL STELLFOX**  
EVENT COORDINATOR,  
COMMUNITY RELATIONS



**LYNDSE STROOPE**  
PUBLIC RELATIONS MANAGER



**SARAH TRINER**  
FOUNDATION ASSISTANT



# BUSINESS OPERATIONS



**BOB VERDI**  
TEAM HISTORIAN



**TAYLOR WILDER**  
DIGITAL CONTENT SPECIALIST



**MISSY WILSON**  
SENIOR GRAPHIC DESIGNER

LEADERSHIP
PLAYERS
2019-20
OPPONENTS
TRADITION
RECORDS
PLAYOFFS
HISTORY
MINORS
MEDIA



# FIFTH THIRD ARENA STAFF

LEADERSHIP

PLAYERS

2019-20

OPPONENTS

TRADITION

RECORDS

PLAYOFFS

HISTORY

MINORS

MEDIA



**MEGAN BURCIAGA**

FACILITY SUPERVISOR,  
SPECIAL EVENTS



**JOE CAPRIO**

FACILITY SUPERVISOR,  
YOUTH HOCKEY



**PAUL GOEDJEN**

FACILITY SUPERVISOR,  
ADULT HOCKEY



**LADONNA GRANDBERRY**

GUEST SERVICES SUPERVISOR




**ANDREA HAHN**

GENERAL MANAGER



**DANIEL KROLL**

FACILITY MANAGER



**JEFF LATIKER**

SECURITY SUPERVISOR



**MICHAEL LUSHNIAK**

BUSINESS MANAGER




**JOHN SKOKNA**

FACILITY SUPERVISOR, MARKETING  
AND CUSTOMER SERVICE



**GREGORY TAM**

ASSISTANT GENERAL MANAGER



**CALEB WEESNER**

FACILITY SUPERVISOR,  
OPERATIONS



## JEREMY COLLITON

### HEAD COACH

Jeremy Colliton, 35, is in his third season as Head Coach of the Chicago Blackhawks. He was named the 38th coach in franchise history on Nov. 6, 2018, becoming the youngest head coach in the NHL.

Colliton previously served as Head Coach of the Rockford IceHogs of the American Hockey League and led them to a record of 40-28-4-4 in 2017-18. Rockford made it to their first-ever 2018 AHL Western Conference Finals after sweeping Chicago in the Division Semifinals and sweeping Manitoba in the Division Finals, before losing to Texas, 4-2. Colliton

was named IceHogs head coach on May 18, 2017-his first coaching job in North America.

Prior to joining the Blackhawks organization, Colliton spent four seasons as the head coach of Mora IK in Sweden (HockeyAllsvenskan). A native of Blackie, Alberta, Colliton guided his team to a league-best 35-13-4 record and 105 points during the 2016-17 season. Following the regular season, he led Mora IK to promotion to the Swedish Hockey League for the 2017-18 season after defeating Leksands IF in six games of the best-of-seven series. Colliton joined the coaching ranks with Mora IK in an interim head coaching role during the 2013-14 season before taking over full-time the following season. In four seasons with Colliton behind the bench, Mora IK posted a 98-57-18 record.

Prior to becoming a coach, Colliton had an eight-year professional career primarily in the NHL and AHL. He appeared in 57 NHL games across five seasons (2005-09, 2010-11) with the New York Islanders, notching three goals and three assists. He was originally drafted by the Islanders in the second round (58th overall) of the 2003 NHL Draft.

He spent parts of six seasons (2005-09, 2010-12) in the AHL with the Bridgeport Sound Tigers, recording 203 points (77G, 126A) in 326 career games. Additionally, he had stints with Rogle Angelholm (2009-10) in the Swedish Elite League and Mora IK (2013-14). He also had experience on the international stage, earning gold and silver medals while representing Canada at the 2005 and 2004 IIHF World U20 Junior Championships, respectively.

Colliton and his wife, Jen, have two sons, Ben and Jack, and a daughter, Olivia.

### NHL HEAD COACHING RECORD

SEASON	CLUB	LEAGUE	REGULAR SEASON					PLAYOFFS					SEASON NOTES
			GC	W	L	T/OT	PCT	GC	W	L	T/OT	PCT	
2018-19	CHICAGO	NHL	67	30	28	9	.515	-	-	-	-	-	Did not qualify
2019-20	CHICAGO	NHL	70	32	30	8	.514	9	4	5	-	.444	
NHL TOTALS			137	62	58	17	.515	9	4	5	-	.444	

LEADERSHIP

PLAYERS

2019-20

OPPONENTS

TRADITION

RECORDS

PLAYOFFS

HISTORY

MINORS

MEDIA



## SHELDON BROOKBANK

### ASSISTANT COACH

The Chicago Blackhawks named Sheldon Brookbank an Assistant Coach on Jan. 4, 2019. Prior to joining Chicago, Brookbank was in his second season as Assistant Coach for the Rockford IceHogs.

As a member of Jeremy Colliton's staff in Rockford in 2017-18, Brookbank helped the IceHogs to a 40-28-4-4 record and their first-ever 2018 AHL Western Conference Finals after sweeping Chicago in the Division Semifinals and sweeping Manitoba in the Division Finals before losing to Texas, 4-2. The 2017-18 season marked his first coaching professional hockey.

Prior to his coaching career, Brookbank helped the Blackhawks to the 2013 Stanley Cup and appeared in 74 games across two seasons (2012-14) with Chicago, notching eight points (3G, 5A). He spent parts of eight seasons in the National Hockey League, compiling 44 points (7G, 37A) and 473 penalty minutes in 351 career games with the Nashville Predators (2006-07), New Jersey Devils (2007-09), Anaheim Ducks (2009-12) and Blackhawks. The Lanigan, Saskatchewan, native finished his professional career in 2016-17 with the AHL's Cleveland Monsters, where he registered one assist.

Brookbank compiled 126 points and 972 penalty minutes during 367 career AHL contests spanning parts of eight seasons with the Grand Rapids Griffins (2001-03), Cincinnati Mighty Ducks (2003-05), Milwaukee Admirals (2005-07), Lowell Devils (2007-08) and Cleveland. He won the Eddie Shore Award as the AHL's best defenseman during the 2006-07 season with Milwaukee. He also spent one season in the Kontinental Hockey League with Ak Bars Kazan in 2014-15 and the following season with Lukko Rauma in Finland's Liiga.



## TOMAS MITELL

### ASSISTANT COACH

Tomas Mitell is in his second season as an Assistant Coach for the Blackhawks after being named to the coaching staff on May 23, 2019.

Mitell, 39, served as head coach of AIK Hockey (Allsvenskan) from 2017-19 where he guided the club to a 64-27-13 overall record during his tenure. Mitell led AIK to a league-best 35-8-9 record during the 2018-19 season. The team's 109 points and 35 wins were each franchise records.

Prior to AIK, Mitell was an Assistant Coach under Blackhawks head coach Jeremy Colliton with Hockey Mora IK (Allsvenskan) during the 2016-17 season. He helped the club to a league-best 35-13-4 record, 105 points and a promotion to the Swedish Hockey League for the 2017-18 season after defeating Leksands IF in six games (4-2) of the best-of-seven series. He also served as an assistant coach with Hockey Västerås IK (Allsvenskan) from 2014-16.

As a player, Mitell skated for Mariestad BoIS (1997-2008), Enköpings SK (2009-10), Örebro HK (2008-09; 2012-13), Surahammars (2010-11) and Västerås IK (2010-12; 2013-14) of Division 1, Division 2 and Allsvenskan leagues. In 130 games in the Allsvenskan league, he tallied 79 points (19G, 60A).

Mitell is a native of Sweden.



## MARC CRAWFORD

### ASSISTANT COACH

Marc Crawford is in his second season as Assistant Coach for the Blackhawks, joining the staff on June 4, 2019. Crawford has 19 seasons of NHL coaching experience including 1,169 games as a head coach in the NHL. He won a Stanley Cup as head coach of the Colorado Avalanche during the 1995-96 season and has an all-time NHL coaching record of 556-431-182. As a head coach in the NHL, his all-time playoff record is 43-40.

Prior to joining the Blackhawks, he served as interim head coach with the Ottawa Senators where he compiled a record of 7-10-1 at the end of the 2018-19 season. Before being named interim head coach of the Senators, Crawford served as associate head coach for three seasons in Ottawa. In addition to Ottawa (2018-19) and Quebec/Colorado (1994-1998), Crawford also had head coaching stints with Vancouver (1998-2006), Los Angeles (2006-2008) and Dallas (2009-2011). A native of Belleville, Ontario, Crawford began his NHL coaching career with Quebec in 1994 and in his first season became the youngest coach to win the Jack Adams Trophy for coach of the year. Crawford's 556 career NHL wins place him 21st all-time in league history entering the 2019-20 NHL season.

As a player, Crawford spent his entire six-year NHL career with the Vancouver Canucks, tallying 50 points (19G, 31A) in 176 career games as a forward from 1981-87. In addition to his NHL coaching career, Crawford served as head coach for Team Canada at the 1998 Olympic Winter Games in Nagano. He also spent four seasons coaching the ZSC Lions of the Swiss National League where he won three league titles. Marc's son, Dylan Crawford, serves as assistant video coach on Colliton's staff.



## JIMMY WAITE

### GOALTENDING COACH

Jimmy Waite is in his seventh season as Goaltending Coach for the Blackhawks. He guided the Blackhawks to the 2015 Jennings Trophy with a league-low 189 goals allowed during the regular season (tied with Montreal), and won his first Stanley Cup on June 15, 2015. The Sherbrooke, Quebec, native previously spent three seasons as the Goaltending Coach for the Chicoutimi Saguenéens (2011-14) of the Quebec Major Junior Hockey League.

Prior to his coaching career, Waite enjoyed a 22-year professional playing career from 1988-2010. Originally selected by the Blackhawks in the first round (eighth overall) of the 1987 National Hockey League Draft, he appeared in 58 games with Chicago over parts of eight seasons (1988-97). Waite appeared in 106 career NHL games with the Blackhawks, San Jose Sharks and Arizona (Phoenix) Coyotes from 1988-99. He spent the last nine seasons of his playing career in the Deutsche Eishockey Liga (DEL) in Germany. Before his professional career, Waite played junior hockey with Chicoutimi in the QMJHL and helped lead Canada to a gold medal at the 1988 World Junior Championship.

Waite has a wife, Nancy, and two sons, Brandon and Matthew.

LEADERSHIP

PLAYERS

2019-20

OPPONENTS

TRADITION

RECORDS

PLAYOFFS

HISTORY

MINORS

MEDIA

# COACHING STAFF

LEADERSHIP

PLAYERS

2019-20

OPPONENTS

TRADITION

RECORDS

PLAYOFFS

HISTORY

MINORS

MEDIA



## PAUL GOODMAN


### STRENGTH AND CONDITIONING COACH

Paul Goodman is in his 13th season with the Blackhawks as Head Strength and Conditioning Coach. Goodman joined the Blackhawks after spending six years as Director and Head Strength and Conditioning Coach at the University of Vermont. In 2006, the National Strength and Conditioning Association (NSCA) named Goodman the State/Provincial Director of the Year, and he also was a finalist for the NSCA's College Strength and Conditioning Professional of the Year award. In addition to UVM, Goodman also spent time with USA Women's Hockey and the New York Rangers.

Goodman is a 1996 graduate of the University of Wisconsin, and he received his first master's degree in Education in 2002 while serving as a member of the Badgers' strength and conditioning staff. He later completed a second master's degree in Applied Exercise Science from Concordia University-Chicago, and is currently in pursuit of his PhD from Auckland University of Technology in New Zealand, where his research is focused on the return to performance / play protocols in post-concussive athletes. Goodman also co-authored the recently released book *Hockey Anatomy* with team physician Michael Terry through Human Kinetics.

As the Head Strength and Conditioning Coach, Goodman is responsible for the development of all players within the organization by preparing on- and off-ice training regimens during the season and in the offseason. Through the creation of *BlackhawkStrength.com*, Goodman is able to track individual player performance and progress throughout all club affiliates, as well as prospects and draft picks from all over the world. He also works in conjunction with the sports medicine staff by assisting in the rehabilitation process for injured athletes.

Paul and his wife, Susan, and son, Grant, currently reside in the western suburbs.



## MATT MEACHAM

### VIDEO COACH

Matt Meacham is in his eighth season as the Blackhawks Video Coach. He is responsible for all video analysis and breakdowns of pre-scouting and game film, focusing on systems and team tendencies.

Meacham previously spent six seasons with the Binghamton Senators of the American Hockey League and was a member of the 2011 Calder Cup championship team. His main duties included pre-scouting upcoming opponents, analyzing game tape and producing gameday preparation videos. He also handled processing the Senators' day-to-day transactions with the league office.

The Massena, N.Y., native graduated from SUNY Cortland in 2008 with a bachelor's degree in sport management and played two professional seasons with the United Hockey League's Elmira Jackals and the Southern Professional Hockey League's Jacksonville Barracudas. Meacham and his wife, Lindsay, and son, Landon, reside in the western suburbs.



## DYLAN CRAWFORD

### ASSISTANT VIDEO COACH

Dylan Crawford is in his third season as the Blackhawks Assistant Video Coach where he assists Matt Meacham and the coaching staff in all aspects of video analysis. He spent two years working for the Ottawa Senators American Hockey League affiliate in Belleville (2017-18) and Binghamton (2016-17) as video coach. Prior to joining the Senators organization, he served as an editor for the National Hockey League in their video department in Toronto from 2012-16.

A native of Vancouver, British Columbia, Crawford played Junior Hockey with Ridge Meadows of the Pacific Junior Hockey League (2008-09) and Burnaby Express of the British Columbia Hockey League (2007-08) prior to graduating from British Columbia Institute of Technology with a degree in broadcast journalism.

# DEVELOPMENT COACHES



**PETER AUBRY**  
DEVELOPMENTAL GOALTENDING COACH



**CHRISTIAN BURRUS**  
DEVELOPMENTAL STRENGTH  
AND CONDITIONING COACH



**BRIAN CAMPBELL**  
PLAYER DEVELOPMENT COACH



**KENDALL COYNE SCHOFIELD**  
PLAYER DEVELOPMENT COACH & YOUTH  
HOCKEY GROWTH SPECIALIST



**KEVIN DELANEY**  
SKATING AND SKILLS DEVELOPMENT



**CHRIS KUNITZ**  
PLAYER DEVELOPMENT ADVISOR



**YANIC PERREAULT**  
PLAYER DEVELOPMENT COACH

NOT PICTURED:

**ERIK CONDRA**  
PLAYER DEVELOPMENT COACH

LEADERSHIP

PLAYERS

2019-20

OPPONENTS

TRADITION

RECORDS

PLAYOFFS

HISTORY

MINORS

MEDIA





## MIKE GAPSKI

### HEAD ATHLETIC TRAINER

Mike Gapski is in his 34th year with the Chicago Blackhawks. A Chicago native, Gapski fulfilled a lifelong dream of working for his hometown NHL team when he earned the Blackhawks Head Athletic Trainer position in 1987. On Dec. 12, 2019, Gapski worked his 2,500th NHL game.

A graduate of Chicago's St. Rita High School, Gapski attended Daley Junior College before receiving an undergraduate degree in physical education with honors from the University of Illinois-Chicago in 1982. He stayed at UIC for five years, serving as assistant athletic trainer for three years and head trainer for the final two years. While at UIC he provided athletic healthcare coverage for all of the Flames sports teams, and in 2011 UIC awarded him a Lifetime Achievement Award. Gapski was honored to serve as athletic trainer for the 1991, 2003 and 2018 NHL All-Star Games and for Team Canada at the 1991 Canada Cup. Gapski, who was inducted into the St. Rita High School Hall of Fame in April 2015, is a certified member of the National Athletic Trainers' Association. Gapski also received the Jack E. Fitzsimmons Chief Blackhawk award from the Chicago Blackhawk Alumni Association in 2018.

His hobbies include cooking, boating and gardening. Gapski and his wife, Lynne, have four children: Michael, Steven, Gillian and Ryan.



## TROY PARCHMAN

### HEAD EQUIPMENT MANAGER

Troy Parchman is in his 26th year with the Chicago Blackhawks after joining the organization in 1994. A native of Moose Jaw, Saskatchewan, Parchman has more than 34 years of equipment management experience. He served as Equipment Manager for the University of Saskatchewan football and hockey teams from 1982-88 while earning undergraduate degrees in physical education and sociology.

From 1988-94, Parchman served as Equipment Manager for the Canadian national hockey team, where he worked consecutive World Championships from 1991-94. Parchman was selected to provide equipment management services for the Canadian hockey squad at the 1992 and 1994 Winter Olympics, as well as the 2003 NHL All-Star Game and 2004 World Championship. He most recently served on the equipment staff for Team North America at the 2016 World Cup of Hockey.

He and his wife, Whitney, have a son, Evan, and reside in the suburbs.



## MICHAEL A. TERRY, M.D.

### HEAD TEAM PHYSICIAN, ORTHOPAEDICS

Dr. Michael Terry is in his 16th season as the Head Team Physician for the Blackhawks. He became the first head team physician in the NHL to travel with the team for all games during preseason and the regular season and has done so since the 2009-10 season. Dr. Terry and his staff are responsible for all team injuries and return-to-play decisions. He also coordinates other health care for team and organization when needed.

Dr. Terry also serves as team physician for Northwestern University's varsity athletes and was recently named The Snorf Family Professor of Orthopedic Surgery at Northwestern Memorial Hospital, where he specializes in Sports Medicine. He teaches residents and students at Northwestern, performs research there and serves as Program Director for the sports medicine fellowship.

Dr. Terry grew up in the Northwest suburbs and attended Wheeling High School before graduating with a degree in Mechanical Engineering from The University of Illinois; he then graduated from The University of Chicago's Pritzker School of Medicine prior to completing his residency in Orthopedic Surgery at Cornell University's Hospital for Special Surgery. Dr. Terry then completed his fellowship in sports medicine and shoulder surgery at The Steadman-Hawkins clinic in Vail, Colo., before returning to Chicago to begin his career. His practice focus is orthopedic problems treated via arthroscopy as well as complex knee and shoulder surgery.

When not at the hospital or with the team, Dr. Terry enjoys golf and spending time with his wife, Lynne, and their children. He enjoys being on the sidelines of soccer, basketball and football games of his children: William, Allison and Thomas.



## JEFF THOMAS

ASSISTANT ATHLETIC TRAINER

Jeff Thomas is in his 18th season with the Chicago Blackhawks as Assistant Athletic Trainer after joining the organization in 2003. He previously served as Intern-Assistant Athletic Trainer with the National Basketball Association's Atlanta Hawks during the 2002-03 season.

A native of the Pacific Northwest, Thomas began his career as a summer athletic training intern with the National Football League's San Francisco 49ers and Seattle Seahawks. In the 1999-2000 season, Thomas also served as seasonal athletic training intern for the Chicago Bears. Thomas holds degrees from Oregon State University and Syracuse University.



## JIM HEINTZELMAN

ASSISTANT EQUIPMENT MANAGER

Jim Heintzelman is in his seventh season as Assistant Equipment Manager and his 12th season overall with the Blackhawks.

Before joining the Blackhawks, Heintzelman spent two seasons as the head equipment manager with the team's American Hockey League affiliate in Rockford. He arrived in Rockford after spending 10 seasons with the AHL's Grand Rapids Griffins.



## PAWEŁ PRYLINSKI

MASSAGE THERAPIST

Paweł Prylinski is in his 29th season with the Blackhawks. A native of Kalisz, Poland, he earned his Master's Degree at the Academy of Physical Education in Poznań, Poland, majoring in education while minoring in coaching and therapeutic massage. Prylinski then moved to Chicago and earned his professional certification at the Chicago School of Massage Therapy.

Prylinski joined the Blackhawks in 1991 and became full-time in 1992, as only the fourth such therapist on an NHL club. Prior to joining the Blackhawks, he was a massage therapist at a Chicago health club and also had a successful private practice. Prylinski and his two children,

Gabriela and Ryan, reside in the western suburbs.

LEADERSHIP

PLAYERS

2019-20

OPPONENTS

TRADITION

RECORDS

PLAYOFFS

HISTORY

MINORS

MEDIA

# TRAINING/EQUIPMENT/MEDICAL STAFF

LEADERSHIP

PLAYERS

2019-20

OPPONENTS

TRADITION

RECORDS

PLAYOFFS

HISTORY

MINORS

MEDIA



**PATRICK BECKER**  
ASSISTANT STRENGTH & CONDITIONING  
COACH/PHYSICAL THERAPIST



**D.J. KOGUT**  
EQUIPMENT ASSISTANT



**JEFF UYENO**  
EQUIPMENT ASSISTANT



**BRADLEY MERK, M.D.**  
TEAM PHYSICIAN, ORTHOPAEDICS



**ANGELO COSTAS, M.D.**  
TEAM PHYSICIAN, INTERNAL MEDICINE



**LOU HIOTIS, M.D.**  
TEAM PHYSICIAN, INTERNAL MEDICINE



**GEORGE CHIAMPAS, D.O.**  
TEAM PHYSICIAN, EMERGENCY MEDICINE



**RUSS BAER, D.D.S.**  
TEAM DENTIST



**MARTIN MARCUS, D.D.S.**  
TEAM DENTIST



**MICHAEL MARCUS, D.D.S.**  
TEAM DENTIST



**JAMES F. GARY, L.C.P.C.**  
MENTAL SKILLS COACH



**DAVID MARKS, M.S., L.C.P.C.**  
MENTAL SKILLS COACH



**JULIE BURNS, M.S., R.D., C.C.N.**  
NUTRITIONIST



**BRIAN ALLEN, D.C.**  
CHIROPRACTOR



**STUART YOSS, D.C.**  
CHIROPRACTOR



DEREK KING

HEAD COACH

Derek King is in his third season as Head Coach of the American Hockey League's Rockford IceHogs. King previously worked as Assistant and Associate Coach with the AHL's Toronto Marlies from 2009-15. With the Marlies, he helped the team win one Western Conference Championship (2012) and three North Division Championships (2012, 2013, 2014).

The Hamilton, Ontario, native had a 14-year National Hockey League career that began with the New York Islanders during the 1986-87 season. After 11 seasons with the Islanders, King played with the Hartford Whalers and Toronto Maple Leafs. His last stop in the NHL came in the 1999-2000 season, when he played for the St. Louis Blues. King totaled 261 goals and 351 assists in 830 career NHL games. In 47 career Stanley Cup Playoffs games, he recorded 21 points (4G, 17A). He was originally selected 13th overall in the 1985 NHL Draft by the New York Islanders.



ANDERS SÖRENSEN

ASSISTANT COACH

Anders Sorensen is in his third season as an Assistant Coach in Rockford. He previously worked as Development Coach for the Blackhawks.

Prior to working with the Blackhawks, the Södertälje, Sweden, native spent the 2014-15 season as Head Coach of the Chicago Mission U16 club and the 2010-11 season as Head Coach of the Chicago Mission U18 team. Sorensen was previously an Assistant Coach with the Swedish Hockey League's Södertälje from 2011-13 before serving as interim Head Coach in October 2013.

LEADERSHIP
PLAYERS
2019-20
OPPONENTS
TRADITION
RECORDS
PLAYOFFS
HISTORY
MINORS
MEDIA

# ROCKFORD COACHING/SUPPORT STAFF




**ADAM GILL**  
VIDEO COACH



**MIKE HARLING**  
MASSAGE THERAPIST



**RUSS HOLDEN**  
HEAD EQUIPMENT MANAGER



**D.J. JONES, M.S., A.T.C.**  
HEAD ATHLETIC TRAINER

**NOT PICTURED:**

**NICK ANDERSON**  
ASSISTANT GENERAL MANAGER,  
ROCKFORD ICEHOGS

**RYAN MARTIN**  
ASSISTANT EQUIPMENT MANAGER

**JOHN WALTER**  
ASSISTANT ATHLETIC TRAINER

**JUAN GONZALEZ**  
STRENGTH & CONDITIONING COACH

LEADERSHIP
PLAYERS
2019-20
OPPONENTS
TRADITION
RECORDS
PLAYOFFS
HISTORY
MINORS
MEDIA



**PLAYERS**



## ADAM BOQVIST

DEFENSE • 27

(BOH-kwhist)

SHOOTS: **RIGHT**

HEIGHT: **5'11"** WEIGHT: **179**

BIRTHDATE: **AUGUST 15, 2000**

BIRTHPLACE: **FALUN, SWE**



### DRAFT POSITION

Blackhawks' first-round selection (eighth overall) in the 2018 National Hockey League Draft.

### CAREER TRANSACTIONS

Agreed to terms with the Blackhawks on a three-year contract on July 1, 2018.

### CAREER

**2019-20:** Split the season between Chicago and the Rockford IceHogs of the American Hockey League ... Skated in 41 games with the Blackhawks, tallying 13 points (4G, 9A) ... Made his National Hockey League debut on Nov. 2 at LAK ... Scored his first NHL goal on Nov. 3 at ANA, becoming the third-youngest defenseman to ever score a goal in a Blackhawks sweater ... Skated in a career-high 23:08 TOI on Jan. 7 vs. CGY ... Blocked a career-high five shots on Feb. 1 at ARI ... Recorded a season-long three-game point streak (5A) from Feb. 29-March 5 ... Tallied his first multi-point contest of his career (2A) on March 3 vs. ANA ... Appeared in 15 games with Rockford, recording six points (1G, 5A) ... Made his professional hockey debut on Oct. 4 at Iowa ... Scored his first professional goal on Oct. 30 vs. San Antonio ... Tallied his first multi-point game (3A) and first professional assist on Nov. 23 at Texas. **2018-19:** Posted 20 goals and 40 assists in 54 regular-season games with the London Knights of the Ontario Hockey League ... His 20 markers were third and his 60 points shared seventh among OHL blueliners ... Shared first among OHL defensemen with 10 goals during the playoffs ... Named to the OHL Second All-Star Team. **2017-18:** Spent time with Brynäs IF in the Swedish Hockey League, Brynäs IF J20 in the SuperElit League and Almtuna IS in Allsvenskan ... Notched an assist in 15 regular-season SHL games ... Skated in three SHL postseason contests ... Tallied 14 goals and 10 assists in 25 SuperElit games ... Tallied three goals and two assists in three SuperElit postseason contests ... Had two assists in seven games for Almtuna. **2016-17:** Spent time with Brynäs IF J20 in the SuperElit League and Brynäs IF J18 in the J18 Allsvenskan and J18 Elit League ... Scored 16 points (4G, 12A) in 18 Super Elit regular-season games ... Played in two postseason games ... Skated in two J18 Allsvenskan games ... Had eight goals and six helpers in eight J18 Elit games.

### INTERNATIONAL CAREER

Had a goal and three assists in five games for Sweden at the 2019 IIHF World Junior Championship ... Helped Sweden to a bronze medal at the 2018 IIHF U18 World Junior Championship ... Was named the tournament's top defenseman and led all blueliners with three goals and six points ... Skated in six games at the 2017 IIHF U18 World Junior Championship.

### CAREER HIGHS

SOG	4	WPG	1/19/20
GOALS	1		FOUR TIMES
ASSISTS	2		TWICE
POINTS	2		TWICE
PIM	2		THREE TIMES

### BOQVIST VS. NHL

	GP	G	A	PTS	PIM
ANA	3	1	2	3	0
ARI	2	0	0	0	0
BOS	1	0	0	0	0
BUF	0	0	0	0	0
CGY	3	0	1	1	0
CAR	0	0	0	0	0
COL	2	0	0	0	0
CBJ	1	0	0	0	0
DAL	1	0	0	0	0
DET	1	1	0	1	0
EDM	2	1	2	3	0
FLA	2	0	1	1	2
LAK	1	0	0	0	0
MIN	2	1	0	1	0
MON	1	0	0	0	0
NSH	2	0	0	0	0
NJD	1	0	0	0	0
NYI	0	0	0	0	0
NYR	1	0	0	0	0
OTT	1	0	0	0	0
PIT	0	0	0	0	0
SJS	1	0	0	0	0
STL	3	0	0	0	0
TBL	1	0	0	0	0
TOR	2	0	0	0	0
VAN	3	0	1	1	2
VGK	2	0	1	1	2
WPG	2	0	1	1	0
<b>TOTALS</b>	<b>41</b>	<b>4</b>	<b>9</b>	<b>13</b>	<b>6</b>

## CAREER STATISTICS

## REGULAR SEASON

## PLAYOFFS

SEASON	TEAM	LEAGUE	GP	G	A	PTS	+/-	PIM	GP	G	A	PTS	+/-	PIM
2013-14	Hedemora SK U16	U16 Elite	17	0	1	1	-	2	-	-	-	-	-	-
2014-15	Hedemora SK U16	U16 Elite	26	15	28	43	-	4	-	-	-	-	-	-
	Hedemora SK U16	U16 SM	3	1	0	1	-	0	-	-	-	-	-	-
	Hedemora SK J18	J18 Div. 1	2	1	0	1	-	2	-	-	-	-	-	-
	Hedemora SK	Div. 2	2	0	0	0	-	0	-	-	-	-	-	-
2015-16	Brynas IF U16	U16 SM	3	5	0	5	-	2	-	-	-	-	-	-
	Brynas IF J18	J18 Elit	17	3	6	9	-	2	-	-	-	-	-	-
	Brynas IF J18	J18 Allsvenskan	17	6	6	14	6	2	5	0	0	0	-3	0
2016-17	Brynas IF J18	J18 Elit	8	8	6	14	-	2	-	-	-	-	-	-
	Brynas IF J18	J18 Allsvenskan	0	0	0	0	0	0	2	0	0	0	-3	0
	Brynas IF J20	SuperElit	18	4	12	16	1	10	2	0	0	0	-2	0
	Sweden U17	WHC-17	6	4	0	4	-	6	-	-	-	-	-	-
	Sweden U18	WJC-18	6	0	0	0	0	0	-	-	-	-	-	-
2017-18	Brynas IF J20	SuperElit	25	14	10	24	6	18	3	3	2	5	2	29
	Brynas IF	SuperElit	15	0	1	1	-7	4	3	0	0	0	0	1
	Almtuna IS	Allsvenskan	7	0	2	2	1	2	3	3	2	5	2	29
	Sweden U18	WJC-18	6	3	3	6	6	2	-	-	-	-	-	-
2018-19	London	OHL	54	20	40	60	12	12	11	10	3	13	-4	6
2019-20	CHICAGO	NHL	41	4	9	13	-3	6	8	0	0	0	-5	4
	Rockford	AHL	15	1	5	6	2	10	-	-	-	-	-	-
NHL TOTALS			41	4	9	13	-3	6	8	0	0	0	-5	4

LEADERSHIP

PLAYERS

2019-20

OPPONENTS

TRADITION

RECORDS

PLAYOFFS

HISTORY

MINORS

MEDIA

## RYAN CARPENTER


**FORWARD • 22**

**SHOOTS: RIGHT**

**HEIGHT: 6'0" WEIGHT: 200**

**BIRTHDATE: JANUARY 18, 1991**

**BIRTHPLACE: OVIEDO, FL**



### DRAFT POSITION

Undrafted.

### CAREER TRANSACTIONS

Signed as a free agent by Chicago on July 1, 2019 ... Claimed off waivers by the Vegas Golden Knights on Dec. 13, 2017 ... Agreed to terms with the San Jose Sharks on a two-year contract on March 26, 2014 ... Agreed to terms with SJS on a one-year contract extension on July 14, 2016 ... Agreed to terms with SJS on a two-year contract extension on June 17, 2017.

### CAREER HIGHLIGHTS

Has recorded 37 points (16G, 21A) in 132 NHL games with San Jose and Vegas ... Became the second player from state of Florida to score at least nine goals in a season.

### CAREER

**2019-20:** Skated in a single-season high 69 games for the Blackhawks and finished with 15 points (3G, 12A) ... Paced the club in shorthanded time on ice per game (2:24) ... Blocked a season-high 48 shots ... Picked up his first point (1A) as a Blackhawk on Oct. 12 vs. WPG ... Won a career-best 12 faceoffs and took a career-high 21 draws on Oct. 22 vs. VGK ... Netted a shorthanded marker, his first goal of the year on Dec. 5 at BOS ... Scored his second goal of the season on Dec. 18 vs. COL ... Recorded an assist and won a career-high 88% (seven-for-eight) of his faceoffs (min. eight draws) on Dec. 21 at COL ... Matched a season-high five hits on Jan. 5 vs. DET ... Registered a helper on Jan. 18 at TOR ... Had another assist a day later on Jan. 19 vs. WPG ... Blocked a career-high five shots on Jan. 21 vs. FLA ... Won five of seven draws (71%) on Feb. 5 vs. BOS ... Picked up a shorthanded assist on Feb. 11 at EDM ... Notched a goal on Feb. 16 at WPG ... Skated in a career-high 17:57 of total ice time on Feb. 25 at STL ... Skated in his 200th career National Hockey League game on March 8 vs. STL. **2018-19:** Skated in a career-high 68 games, notching career highs in points (18) and assists (13) during the 2018-19 season ... Also netted five goals ... Won a career-high 52.6% of faceoffs ... Skated in a career-high 17:27 of time on ice on Nov. 3 vs. Carolina ... Tied a career-high two points with a career-high two assists on Oct. 27 at Chicago. **2017-18:** Appeared in 36 games for the Golden Knights and finished with 14 points (9G, 5A) to go with nine penalty minutes ... His nine goals were a career-high and he became the second player born in the state of Florida to score at least nine goals in a season, joining Shayne Gostisbehere who scored 17 in 2015-16 and had 13 this season ... Played in 52 total NHL games during the season after playing in 16 games for the San Jose Sharks ... Recorded one assist for the Sharks at Tampa Bay on Dec. 2 ... Claimed off waivers by Vegas on Dec. 13 ... Made Vegas debut at Chicago on Jan. 5 ... Scored his first goal as a Golden Knight and recorded his first multi-point game at Washington on Feb. 4 ... Scored his second goal in a VGK sweater in as many games at Pittsburgh on Feb. 6 ... Had two points (1G, 1A) against Montreal on Feb. 17 ... Had two points (1G, 1A) against Calgary on Feb. 21 ... Scored game-winning goal at Philadelphia on March 12 ... Appeared 17 playoff games for the Vegas Golden Knights and finished with five points (0G, 5A) ... Recorded first career postseason assist in Game 3 against the Kings on April 15. **2016-17:** Finished 1st on the San Jose Barracuda (AHL) in goals (9), assists (8) and points, and tied for 1st in plus/minus (+6), helping the Barracuda reach the Western Conference Finals for the first time in franchise history ... Also appeared in 11 games for the San Jose Sharks, finishing with four points (2G, 2A). **2015-16:** Named the winner of the Yanick Dupre Memorial Award as the 2015-16 I/OA/American Specialty AHL Man of the Year ... Led the San Jose Barracuda (AHL) in points (55), assists (37) and plus/minus (+20) in 66

### CAREER HIGHS

SOG	5	THREE TIMES
GOALS	1	19 TIMES
ASSISTS	2	@ CHI 11/27/18
POINTS	2	FOUR TIMES
PIM	10	VS. BOS 2/5/20

### CARPENTER VS. NHL

	GP	G	A	PTS	PIM
ANA	9	0	2	2	4
ARI	9	1	0	1	2
BOS	5	1	0	1	10
BUF	6	0	0	0	0
CGY	10	1	2	3	0
CAR	3	0	0	0	0
CHI	6	2	2	4	2
COL	9	1	3	4	2
CBJ	3	0	0	0	2
DAL	6	1	1	2	2
DET	4	0	0	0	2
EDM	10	1	4	5	2
FLA	5	0	0	0	0
LAK	10	1	2	3	4
MIN	9	1	0	1	7
MON	5	1	1	2	0
NSH	8	0	0	0	0
NJD	7	0	1	1	0
NYI	5	0	1	1	0
NYR	4	1	0	1	0
OTT	5	1	0	1	0
PHI	6	1	1	2	0
PIT	4	1	1	2	2
SJS	10	0	1	1	4
STL	8	0	0	0	2
TBL	7	1	2	3	0
TOR	2	0	1	1	0
VAN	10	1	2	3	0
VGK	4	0	1	1	0
WAS	4	1	2	3	2
WPG	8	1	3	4	2
<b>TOTALS</b>	<b>201</b>	<b>19</b>	<b>33</b>	<b>52</b>	<b>51</b>

## CAREER (CONT.)

AHL games ... Ranked T-15th in the AHL in plus/minus and T-18th in assists ... Named to the 2016 AHL All-Star Game ... Made NHL debut with the San Jose Sharks on December 12, 2015 against the Minnesota Wild. **2014-15:** Played in first full professional season with Worcester, ranking second on the team in games played (74), tied for third in plus/minus (+10), tied for fourth in points (34) and fifth in assists (22). **2013-14:** Signed an amateur tryout agreement with the Worcester Sharks (AHL) on March 25 ... Recorded first professional point (assist) in first pro game at Portland on March 26 ... Led Bowling Green to the WCHA Final Five, scoring two goals and three assists in three WCHA playoff games. **2012-13:** Named to the 2013 All-CCHA Second Team, marking the first Bowling Green selection to the first or second team since 2007-08 (Derek Whitmore) ... Named to the 2013 CCHA Scholar-Athlete team ... Honored with the 2012-13 Dr. Ron Zwiernick Leadership Award ... Named the 2012-13 Jim Sears Award as the team's most valuable player...Finished first on the team in goals, scoring a career-best 18 ... Led the Falcons with a career-best 33 points, reaching the 30-point plateau for the second-straight season and earning the Sam Cooper award ... **2011-12:** As a freshman was named CCHA Rookie Of The Week twice during the season ... Honored with the Bowling Green Rookie Of The Year Award and Sam Cooper Award during 2011-12 season ... Led the team in assists (19) and points (30), marking the first Falcon to score 30 points since 2008-09 ... **2010-11:** Captained the Sioux City Musketeers of the USHL, recording 45 points (13G, 32A) in 59 games ... Also notched three points (2G, 1A) in three playoff appearances ... 2009-10: Totaled 22 points (10G, 12A) in 58 games with the Sioux City Musketeers of the USHL.

## CAREER STATISTICS

## REGULAR SEASON

## PLAYOFFS

SEASON	TEAM	LEAGUE	GP	G	A	PTS	+/-	PIM	GP	G	A	PTS	+/-	PIM
2009-10	Sioux City	USHL	58	10	12	22	-9	45	-	-	-	-	-	-
2010-11	Sioux City	USHL	59	13	32	45	3	30	3	2	1	3	1	2
2011-12	Bowling Green	CCHA	44	11	19	30	4	31	-	-	-	-	-	-
2012-13	Bowling Green	CCHA	41	18	15	33	12	20	-	-	-	-	-	-
2013-14	Bowling Green	WCHA	15	8	8	16	3	0	-	-	-	-	-	-
2013-14	Worcester	AHL	12	0	2	2	-5	8	-	-	-	-	-	-
2014-15	Worcester	AHL	74	12	22	34	10	40	4	1	2	3	2	2
2015-16	San Jose	AHL	66	18	37	55	20	33	4	1	1	2	3	2
2015-16	SAN JOSE	NHL	1	0	0	0	0	0	-	-	-	-	-	-
2016-17	SAN JOSE	NHL	11	2	2	4	5	4	-	-	-	-	-	-
2016-17	San Jose	AHL	54	14	25	39	17	24	15	9	8	17	6	8
2017-18	SAN JOSE	NHL	16	0	1	1	1	2	-	-	-	-	-	-
2017-18	VEGAS	NHL	36	9	5	14	0	9	17	0	5	5	5	6
2018-19	VEGAS	NHL	68	5	13	18	-6	8	-	-	-	-	-	-
2019-20	CHICAGO	NHL	69	3	12	15	-6	28	9	0	1	1	-4	0
NHL TOTALS			201	19	33	52	-6	51	26	0	6	6	1	6

LEADERSHIP

PLAYERS

2019-20

OPPONENTS

TRADITION

RECORDS

PLAYOFFS

HISTORY

MINORS

MEDIA

## KIRBY DACH

**FORWARD • 77**

(DAWK)

SHOOTS: **RIGHT**

HEIGHT: **6'4"** WEIGHT: **197**

BIRTHDATE: **JANUARY 21, 2001**

BIRTHPLACE: **FORT SASKATCHEWAN, AB**



### DRAFT POSITION

Blackhawks' first-round selection (third overall) in the 2019 National Hockey League Draft.

### CAREER TRANSACTIONS

Agreed to terms with the Blackhawks on a three-year contract on July 8, 2019.

### CAREER

**2019-20:** Appeared in 64 contests, recording 23 points (8G, 15A) during his rookie campaign ... His 15 assists paced all players drafted in the 2019 NHL Draft while his 23 points shared first and his eight goals were second among 2019 draftees ... Made his National Hockey League debut on Oct. 20, 2019, becoming the 18th-youngest Blackhawks player to make his NHL debut ... Scored his first NHL goal, his first NHL point, on Oct. 22, 2019, becoming the 6th-youngest Blackhawks player to score a goal ... Recorded his first multi-point game (1G, 1A) on Nov. 13 at VGK, including his first career game-winning goal ... Recorded his 1st multi-goal game on Nov. 17 vs. BUF ... Had the first of two season-high 5-game point streaks (4G, 3A) from Nov. 10-19 ... Skated in a career-high 20:32 of TOI on Dec. 29 at CBJ ... Matched a season-long 5-game point streak (1G, 5A) from Jan. 19-Feb. 5.

### CAREER HIGHS

SOG	4	SIX TIMES
GOALS	2	BUF 11/17/19
ASSISTS	1	15 TIMES
POINTS	2	FOUR TIMES
PIM	4	STL 3/8/20

### DACH VS. NHL

	GP	G	A	PTS	PIM
ANA	3	0	1	1	0
ARI	3	0	1	1	2
BOS	2	0	1	1	0
BUF	1	2	0	2	2
CGY	3	1	1	2	2
CAR	2	0	1	1	2
COL	4	1	0	1	0
CBJ	1	0	0	0	0
DAL	3	0	0	0	0
DET	2	0	0	0	0
EDM	2	0	1	1	0
FLA	2	1	1	2	2
LAK	2	0	1	1	0
MIN	2	0	1	1	2
MON	1	0	0	0	2
NSH	4	0	1	1	0
NJD	2	0	0	0	0
NYI	1	0	0	0	0
NYR	1	0	0	0	0
OTT	1	0	0	0	0
PHI	1	0	1	1	0
PIT	0	0	0	0	0
SJS	2	0	1	1	0
STL	4	0	1	1	6
TBL	2	0	0	0	0
TOR	2	1	0	1	0
VAN	3	0	0	0	2
VGK	3	2	1	3	0
WAS	1	0	0	0	0
WPG	4	0	1	1	2
<b>TOTALS</b>	<b>64</b>	<b>8</b>	<b>15</b>	<b>23</b>	<b>24</b>

CAREER STATISTICS

REGULAR SEASON

PLAYOFFS

SEASON	TEAM	LEAGUE	GP	G	A	PTS	+/-	PIM	GP	G	A	PTS	+/-	PIM
2016-17	Saskatoon	WHL	19	6	4	10	3	4	-	-	-	-	-	-
2017-18	Saskatoon	WHL	52	7	39	46	-10	12	-	-	-	-	-	-
2018-19	Saskatoon	WHL	62	25	48	73	15	40	10	5	3	8	-	6
2019-20	CHICAGO	NHL	64	8	15	23	-1	24	9	1	5	6	3	4
	Rockford	AHL	3	0	0	0	-1	0	-	-	-	-	-	-
NHL TOTALS			64	8	15	23	-1	24	9	1	5	6	3	4

LEADERSHIP

PLAYERS

2019-20

OPPONENTS

TRADITION

RECORDS

PLAYOFFS

HISTORY

MINORS

MEDIA



# ALEX DEBRINCAT

## ALEX DEBRINCAT

FORWARD • 12

SHOOTS: **RIGHT**

HEIGHT: **5'7"** WEIGHT: **165**

BIRTHDATE: **DEC. 18, 1997**

BIRTHPLACE: **FARMINGTON HILLS, MICH**



### DRAFT POSITION

Blackhawks' second-round selection (39th overall) in the 2016 National Hockey League Draft.

### CAREER TRANSACTIONS

Agreed to terms with the Blackhawks on a three-year entry-level contract on Nov. 7, 2016 ... Agreed to terms with the Blackhawks on a three-year contract extension on Oct. 3, 2019.

### CAREER HIGHLIGHTS

Finished the 2018-19 season tied for sixth in the NHL with 41 goals ... Became the second-youngest player in team history to score 40 goals during the 2018-19 season ... Became the first Blackhawks rookie in franchise history with three hat tricks in a single season in 2017-18 ... Notched his first career National Hockey League goal and multi-point performance (1G, 1A) on Oct. 10, 2017 at MTL ... Represented his country at the 2019 and 2018 World Championship.

### CAREER

**2019-20:** Registered 18 markers and 27 assists in 70 regular-season games for Chicago ... Led the team with 10 power-play goals ... Second on the club with 207 shots on goal ... Notched his first multi-point game of the season with a power-play goal and an assist on Oct. 18 vs. CBJ ... Had three points (1G, 2A) on Oct. 27 vs. LAK ... Matched a career best with three helpers on Nov. 10 vs. TOR ... Posted two assists the following game on Nov. 13 at VGK ... Had a season-long three-game goal streak (3G) from Dec. 5-8 ... Skated in a career-high 24:08 of total ice time on Dec. 29 at CBJ ... Registered a three-game point streak (2G, 2A) from Dec. 27-31 ... Logged a season-high eight shots on Feb. 1 at ARI ... Recorded two markers, including the overtime game-winning goal on Feb. 21 vs. NSH ... Netted two goals on March 5 vs. EDM ... Matched a career-high with three assists on March 11 vs. SJS. **2018-19:** Recorded career-highs in points (76), goals (41) and assists (35) ... Scored 13 power play goals to lead the team and tied for 10th in the NHL in that category ... Played in all 82 games for the second consecutive season and is one of four Blackhawks to play in all 82 games last season ... Enjoyed a career-high nine-game point streak (6G, 10A) from Jan. 17-Feb. 12 ... Recorded a career-high five points (3G, 2A), including his fourth career hat trick on Feb. 18 vs. OTT ... Had a career-high three assists on Feb. 18 vs. DET ... Recorded his 100th career point on Feb. 5 vs. EDM ... Scored three game-winning goals including two OT goals (Oct. 13 vs. STL and Feb. 2 at MIN). **2017-18:** Paced the team with 28 goals and shared second with 52 points ... Became the first Blackhawks rookie in franchise history with three hat tricks in a single season ... Was also the fourth player age 20 or younger to accomplish the feat in the last 30 years ... One of four Blackhawks and six league rookies to skate in all 82 regular-season games ... Notched his first career National Hockey League goal and multi-point performance (1G, 1A) on Oct. 10 at MTL ... Compiled a four-game point streak (4G, 2A) from Nov. 11-18 ... Registered his first hat trick and set a season best with four points (3G, 1A) on Nov. 27 vs. ANA ... Tallied his second three-goal game and matched a season high with four points by adding a helper on Jan. 25 at DET ... Matched a season-long four-game point streak (3G, 2A) from Feb. 12-17 ... Recorded his third hat trick of the 2017-18 campaign on March 18 vs. STL. **2016-17:** Recipient of the 2016-17 Red Tilson Trophy awarded

### CAREER HIGHS

SOG	8	TWICE
GOALS	3	FOUR TIMES
ASSISTS	3	THREE TIMES
POINTS	5	OTT 2/18/19
PIM	5	TWICE

### DEBRINCAT VS. NHL

	GP	G	A	PTS	PIM
ANA	9	7	5	12	2
ARI	9	2	4	6	2
BOS	6	3	1	4	0
BUF	5	1	2	3	2
CGY	9	4	3	7	0
CAR	6	3	2	5	0
COL	13	3	2	5	7
CBJ	6	2	3	5	0
DAL	11	3	5	8	0
DET	6	4	5	9	0
EDM	9	4	1	5	2
FLA	6	2	3	5	2
LAK	8	2	2	4	2
MIN	11	4	4	8	2
MON	5	2	4	6	0
NSH	12	4	3	7	5
NJD	6	2	0	2	2
NYI	5	1	2	3	0
NYR	5	3	2	5	0
OTT	5	4	2	6	0
PHI	6	2	0	2	0
PIT	5	2	2	4	0
SJS	9	4	8	12	2
STL	13	6	5	11	2
TBL	6	0	2	2	2
TOR	6	2	3	5	0
VAN	9	4	1	5	0
VGK	9	3	4	7	2
WAS	5	2	2	4	0
WPG	14	2	4	6	0
<b>TOTALS</b>	<b>234</b>	<b>87</b>	<b>86</b>	<b>173</b>	<b>36</b>

to the Ontario Hockey League's Most Outstanding Player of the Year ... Paced the OHL with a career-high 65 goals and 127 points in 63 regular-season games with the Erie Otters ... Added a career-best 62 assists ... Set a franchise single-season record in goals ... Became the second player in OHL history (Dale McCourt, 1974-77) to notch three consecutive 50-goal seasons ... Compiled a 19-game goal streak (26G) from Jan. 24-March 10 and closed out the campaign on a 27-game point streak from Jan. 14-March 18 ... Tallied a league-best 25 helpers and 38 points in 22 postseason tilts en route to the OHL championship ... Collected 10 points (2G, 8A) in five contests at the 2017 Memorial Cup. **2015-16:** Shared second in the OHL with 51 goals, including a franchise single-season record five hat tricks ... Added 50 helpers for 101 points in 60 regular-season games with Erie ... Finished the season with 269 shots on goal, third in the league ... Compiled 19 points (8G, 11A) in 13 postseason tilts. 2014-15: Registered 51 goals and 53 assists in 68 regular-season games, making his OHL debut ... Notched 28 multi-point games ... Earned the Emms Family Award as the OHL Rookie of the Year and was named the CHL Rookie of the Year.

## INTERNATIONAL CAREER

Appeared in eight 2019 World Championship games, notching seven goals and two assists ... Helped the United States to a bronze medal at the 2018 World Championship, recording one marker and eight assists in 10 games during the tournament. Won a bronze medal with Team USA at the 2016 IIHF U20 World Championship in Helsinki, Finland ... Tallied one goal and 25 penalty minutes in five games.

## CAREER STATISTICS

### REGULAR SEASON

### PLAYOFFS

SEASON	TEAM	LEAGUE	GP	G	A	PTS	+/-	PIM	GP	G	A	PTS	+/-	PIM
2014-15	Erie	OHL	68	51	53	104	59	73	20	9	7	16	1	26
2015-16	Erie	OHL	60	51	50	101	18	28	13	8	11	19	5	13
	USA	WJC	5	1	0	1	1	25	-	-	-	-	-	-
2016-17	Erie	OHL	63	65	62	127	60	49	22	13	25	38	11	10
	Memorial Cup	CHL	5	2	8	10	2	2	-	-	-	-	-	-
2017-18	CHICAGO	NHL	82	28	24	52	6	6	-	-	-	-	-	-
	USA	WC	10	1	8	9	3	0	-	-	-	-	-	-
2018-19	CHICAGO	NHL	82	41	35	76	0	15	-	-	-	-	-	-
	USA	WC	8	7	2	9	1	1	4	-	-	-	-	-
2019-20	CHICAGO	NHL	70	18	27	45	-10	15	9	2	4	6	4	9
NHL TOTALS			234	87	86	173	-4	36	9	2	4	6	4	9

LEADERSHIP

PLAYERS

2019-20

OPPONENTS

TRADITION

RECORDS

PLAYOFFS

HISTORY

MINORS

MEDIA

## CALVIN de HAAN

DEFENSE • 44

(DUH HAWN)

SHOOTS: **LEFT**

HEIGHT: **6'1"** WEIGHT: **195**

BIRTHDATE: **MAY 9, 1991**

BIRTHPLACE: **CARP, ONTARIO**



### DRAFT POSITION

New York Islanders' first-round selection (12th overall) in the 2009 National Hockey League Draft.

### CAREER TRANSACTIONS

Signed as a free agent by Carolina on July 3, 2018 ... Traded by CAR with Aleksii Saarela to Chicago in exchange for Gustav Forsling and Anton Forsberg.

### CAREER HIGHLIGHTS

Fourth in the National Hockey League with 198 blocked shots during the 2015-16 campaign with the Islanders ... Posted career bests in goals (5), assists (20), points (25) and games played (82) during the 2016-17 season with NYI ... Registered a season-high 187 hits during the 2018-19 season with CAR ... Notched his career NHL goal on Jan. 7, 2014 at TOR ... Skated in his first career postseason game on April 15, 2015 in the Eastern Conference First Round at WSH ... Tallied his first postseason marker in Game 3 of the 2019 Eastern Conference Finals vs. BOS.

### CAREER

**2019-20:** Skated in 29 games in his first season with Chicago, tallying six points (1G, 5A) ... Made his team debut on Oct. 12 vs. WPG ... Recorded his first point (1A) in a Blackhawks uniform ... Matched a career-high seven hits on Oct. 22 vs. VGK ... Had a three-game point streak (1G, 2A) from Nov. 9-13 ... Notched his 100th career point with an assist in a season-high 25:26 of total ice on Dec. 5 at BOS ... Missed two games due to shoulder recovery and 39 games due to shoulder surgery. **2018-19:** Recorded a goal and 13 helpers in 74 regular-season games with CAR ... Added 106 blocks and a career-high 187 hits ... Had a season-long three-game point streak (4A) from Dec. 14-20 ... Registered one of his two multi-point games of the season with two helpers as well as a season-high seven hits on Jan. 3 at PHI ... Picked up an assist and matched a season high with four blocked shots on Jan. 13 vs. NSH ... Added one marker in 12 Stanley Cup Postseason games ... Skated in 30:45 of total ice time in Game Four of Eastern Conference First round at WSH ... Scored his first career Stanley Cup Playoff goal in Game 4 of the Eastern Conference Finals vs. BOS. **2017-18:** Picked up one goal and 11 assists in 33 games with NYI ... Had a three-game assist streak (3A) from Oct. 19-24 ... Blocked a season-high six shots on Oct. 21 vs. SJS ... Sustained a shoulder injury in December and missed the remainder of the season. **2016-17:** Established career highs with five goals, 20 assists, 25 points and 82 games played ... Second among team blueliners in assists and points ... One of three Islanders to play in all 82 games ... Fourth in the league with 190 blocked shots ... Skated in his 200th career NHL game on Nov. 3 vs. PHI ... Posted a three-game assist streak (3A) from Nov. 1-5 ... Recorded two assists and logged a season-high 26:05 of total ice time on March 30 at PHI. **2015-16:** Had 16 points (2G, 14A) in 72 games with NYI ... Fourth on the team in average time on ice (20:37) ... Paced the team and was fourth in the NHL in blocked shots with 198 ... Tallied a season-high nine blocked shots and recorded a season-high 28:33 of ice time on March 31 vs. CBJ ... Had two assists on April 10 vs. PHI. **2014-15:** Scored 12 points (1G, 11A) in 65 games ... Tallied his first career shorthanded marker on Dec. 29 vs. WSH ... Had a three-game point streak (1G, 2A) from Dec. 29 - Jan. 2 ... Skated in his 100th NHL game on Feb. 7 at BOS ... Picked up one assist in five playoff games. **2013-14:** Spent time with the Islanders and Bridgeport Sound Tigers of the American Hockey League ... Registered three goals and 13 assists in 51 games as a rookie with NYI ... Tallied his first career NHL points with two assists on Jan. 6 vs. DAL ... Potted his first career NHL goal on Jan. 7 at TOR ... Had a five-game point streak (1G, 6A) from Jan. 6-14 ... Skated in 30:28 of total ice time on March 27 at TBL ... Had three points (1G, 2A) in 17 games with Bridgeport. **2012-13:** Posted two

### CAREER HIGHS

SOG	6	TBL	11/14/16
GOALS	1		14 TIMES
ASSISTS	2		SIX TIMES
POINTS	2		SIX TIMES
PIM	10	TBL	11/01/16

### DE HAAN VS. NHL

	GP	G	A	PTS	PIM
ANA	11	0	4	4	8
ARI	11	0	4	4	4
BOS	15	0	2	2	8
BUF	12	2	2	4	6
CGY	9	1	1	2	2
CAR	17	1	3	4	0
CHI	9	1	0	1	8
COL	13	0	2	2	10
CBJ	18	0	4	4	2
DAL	15	1	6	7	2
DET	12	1	1	2	4
EDM	9	0	3	3	2
FLA	15	0	4	4	6
LAK	13	0	1	1	10
MIN	10	1	3	4	6
MON	13	0	3	3	2
NSH	10	0	2	2	0
NJD	17	0	6	6	8
NYI	4	0	0	0	0
NYR	19	0	5	5	8
OTT	15	0	1	1	4
PHI	19	0	9	9	2
PIT	18	0	2	2	4
SJS	13	0	4	4	2
STL	12	0	1	1	4
TBL	18	0	2	2	14
TOR	12	1	5	6	6
VAN	11	2	1	3	4
VGK	6	1	0	1	0
WAS	21	1	4	5	6
WPG	10	1	2	3	6
<b>TOTALS</b>	<b>407</b>	<b>14</b>	<b>87</b>	<b>101</b>	<b>18</b>

## CAREER (CONT.)

helpers in three games with the Sound Tigers.

2011-12: Notched 16 points (2G, 14A) in 56 regular-season games with Bridgeport ... Named to the 2012 AHL All-Star Classic ... Made his NHL debut on Dec. 15 vs. DAL ... Had two assists in three Calder Cup Playoff games. **2010-11:** Captained Oshawa ... Led team defensemen with six goals, 42 assists and 48 points. **2009-10:** Posted 24 points (5G, 19A) in 34 games with the Generals. **2008-09:** Finished second among OHL rookie blueliners with 63 points (8G, 55A) in 68 games with the Oshawa Generals of the Ontario Hockey League ... Selected to the 2009 OHL All-Star Classic and the Canadian Hockey League Top Prospects Game ... Named Oshawa's Rookie of the Year and Top Defenseman.

## CAREER STATISTICS

CAREER STATISTICS			REGULAR SEASON							PLAYOFFS					
SEASON	TEAM	LEAGUE	GP	G	A	PTS	+/-	PIM	GP	G	A	PTS	+/-	PIM	
2007-08	Kemptville	CJHL	58	3	39	42	-	14	-	-	-	-	-	-	
2009-09	Oshawa	OHL	68	8	55	63	3	40	-	-	-	-	-	-	
2009-10	Oshawa	OHL	34	5	19	24	5	14	-	-	-	-	-	-	
2010-11	Oshawa	OHL	55	6	42	48	13	48	10	1	11	12	3	6	
2011-12	Bridgeport	AHL	56	2	14	16	-1	24	3	0	2	2	0	2	
2011-12	NY ISLANDERS	NHL	1	0	0	0	1	0	-	-	-	-	-	-	
2012-13	Bridgeport	AHL	3	0	2	2	1	4	-	-	-	-	-	-	
2013-14	NY ISLANDERS	NHL	51	3	13	16	-7	30	-	-	-	-	-	-	
2013-14	Bridgeport	AHL	17	1	2	3	-5	8	-	-	-	-	-	-	
2014-15	NY ISLANDERS	NHL	65	1	11	12	3	24	5	0	1	1	-2	2	
2015-16	NY ISLANDERS	NHL	72	2	14	16	3	20	11	0	2	2	-5	2	
2016-17	NY ISLANDERS	NHL	82	5	20	25	15	36	-	-	-	-	-	-	
2017-18	NY ISLANDERS	NHL	33	1	11	12	11	8	-	-	-	-	-	-	
2018-19	CAROLINA	NHL	74	1	13	14	1	20	12	1	0	1	3	2	
2019-20	CHICAGO	NHL	29	1	5	6	10	10	9	0	1	1	1	0	
NHL TOTALS			407	14	87	101	37	148	37	1	4	5	-3	6	

LEADERSHIP

PLAYERS

2019-20

OPPONENTS

TRADITION

RECORDS

PLAYOFFS

HISTORY

MINORS

MEDIA

## COLLIN DELIA

GOALTENDER • 60

(DEE-lee-ah)

CATCHES: **LEFT**

HEIGHT: **6'2"** WEIGHT: **200**

BIRTHDATE: **JUNE 20, 1994**

BIRTHPLACE: **RANCHO CUCAMONGA, CALIF.**



### DRAFT POSITION

Undrafted.

### CAREER TRANSACTIONS

Signed as a free agent by Chicago, July 28, 2017.

### CAREER HIGHLIGHTS

Made his National Hockey Debut and picked up his first career NHL victory on March 29, 2018 vs. WPG.

### CAREER

**2019-20:** Tallied a 16-13-4 record with a 2.66 goals-against average and a .912 save percentage with the Rockford IceHogs of the American Hockey League ... Recorded a career-high three shutouts with Rockford ... Made a season-high 40 saves vs. Laval ... Won a season-high four consecutive games from Dec. 3-Dec. 20. **2018-19:** Split the season between the Blackhawks and Rockford IceHogs of the American Hockey League ... Posted a 6-4-3 record with a 3.61 goals-against average and .908 SV% with Chicago ... Recorded a 13-8-4 mark in 26 appearances with the IceHogs ... Second among qualified AHL goaltenders with a .922 SV% and ninth with a 2.48 GAA. **2017-18:** Spent time with Chicago, Rockford and Indy ... Made his NHL debut on Mar. 29 vs. WPG ... Played in 28 games for the American Hockey League's Rockford IceHogs, compiling a 2.72 GAA and a .900 SVS% ... Recorded a 2.34 goals-against-average and a .924 save percentage in ten playoff contests for Rockford ... Made a season-high 52 saves in a triple overtime playoff win vs. the Chicago Wolves on Apr. 26 ... Appeared in ten games for the Indy Fuel of the East Coast Hockey League. **2016-17:** Played in 21 games for Merrimack College, finishing with a 9-8-3 record ... Ranked fourteenth nationally in goals-against average (2.15) and ninth in save percentage (.927) ... Posted a career-high three shutouts ... Received the NCAA (Hockey East) Goaltender of the Year award ... Named as a Hockey East Third Team All-Star, Hockey East Goaltender of the Month for January and a two-time Hockey East Defensive Player of the Week ... Recognized as a finalist for the Hockey Humanitarian Award and for the Hockey East All-Academic team. **2015-16:** Appeared in 26 games for Merrimack College, posting a 8-12-6 record, as well as a 2.96 GAA and a .889 SVS% ... Made a career-high 600 saves. **2014-15:** Posted a 1.86 GAA and a .937 SVS% in nine games for Merrimack College ... Dressed in six straight games (five starts) and helped team win three games in that span.

### CAREER HIGHS

SHOTS FACED 50 @ NYI 1/3/19  
SAVES 47 @ NYI 1/3/19  
GA 6 @ BOS 2/12/19  
CAREER SHUTOUTS: 0

### DELIA VS. NHL

	GP	MIN	W-L-OTL	SVS%
ANA	0	0	0-0-0	.000
ARI	0	0	0-0-0	.000
BOS	1	60	0-1-0	.838
BUF	0	0	0-0-0	.000
CAR	0	0	0-0-0	.000
CBJ	0	0	0-0-0	.000
CGY	1	59	0-1-0	.929
CHI	0	0	0-0-0	.000
COL	4	239	2-2-0	.910
DAL	0	0	0-0-0	.000
DET	0	0	0-0-0	.000
EDM	0	0	0-0-0	.000
FLA	0	0	0-0-0	.000
LAK	0	0	0-0-0	.000
MIN	2	121	2-0-0	.937
MTL	0	0	0-0-0	.000
NJD	1	19	0-0-0	.933
NSH	1	61	0-0-1	.892
NYI	1	62	0-0-1	.940
NYR	1	59	0-1-0	.906
OTT	1	8	0-0-0	.700
PHI	0	0	0-0-0	.000
PIT	0	0	0-0-0	.000
SJS	0	0	0-0-0	.000
STL	0	0	0-0-0	.000
TBL	0	0	0-0-0	.000
TOR	1	20	0-0-0	.897
VAN	1	63	1-0-0	.930
VGK	1	61	0-0-1	.882
WPG	1	46	1-0-0	.926
WSH	1	60	1-0-0	.872
TOTALS: 18	937	7-5-3	.906	

# GOALTENDER #60

## CAREER STATISTICS

## REGULAR SEASON

## PLAYOFFS

SEASON	TEAM	LEAGUE	GP	MINS	GA	GAA	W-L-T/OTL	SO	GP	MINS	GA	GAA	W-L	SO
2012-13	Amarillo	NAHL	19	981	37	2.26	11-2-2	3	11	-	-	-	-	-
2013-14	Amarillo	NAHL	31	1,723	46	1.60	22-7-0	7	6	-	-	2.38	-	-
2014-15	Merrimack	NCAA	9	517	16	1.86	4-4-1	1	-	-	-	-	-	-
2015-16	Merrimack	NCAA	26	1,521	75	2.96	8-12-6	0	-	-	-	-	-	-
2016-17	Merrimack	NCAA	21	1,202	43	2.15	9-8-3	3	-	-	-	-	-	-
2017-18	CHICAGO	NHL	2	106	7	3.96	1-1-0	0	-	-	-	-	-	-
	Rockford	AHL	28	1,675	76	2.72	17-7-4	1	10	667	26	2.34	7-3	0
	Indy	ECHL	10	539	37	4.12	1-7-0	0	-	-	-	-	-	-
2018-19	CHICAGO	NHL	16	831	50	3.61	6-4-3	0	-	-	-	-	-	-
	Rockford	AHL	26	1,547	64	2.48	13-8-4	0	-	-	-	-	-	-
2019-20	Rockford	AHL	32	1,824	81	2.66	16-13-1	3	-	-	-	-	-	-
NHL TOTALS			18	937	57	3.65	7-5-3	0	-	-	-	-	-	-

LEADERSHIP

PLAYERS

2019-20

OPPONENTS

TRADITION

RECORDS

PLAYOFFS

HISTORY

MINORS

MEDIA



# MATTHEW HIGHMORE

## MATTHEW HIGHMORE


FORWARD • 36

SHOOTS: **LEFT**

HEIGHT: **5'11"** WEIGHT: **181**

BIRTHDATE: **FEB. 27, 1996**

BIRTHPLACE: **HALIFAX, NS, CAN**



### DRAFT POSITION

Undrafted.

### CAREER TRANSACTIONS

Agreed to terms with the Blackhawks on a three-year contract on March 2, 2017 ... Agreed to terms with the Blackhawks on a two-year contract extension on April 2, 2020.

### CAREER HIGHLIGHTS

Appeared in 13 NHL games with the Blackhawks, notching two goals ... Scored his first NHL goal on March 10 at BOS ... Made his NHL debut on March 1 at SJS.

### CAREER

**2019-20:** Spent time with Chicago and Rockford during the 2019-20 campaign ... Posted single-season NHL highs in goals (2), assists (4), points (6) and games played (36) ... Made his season debut with the Blackhawks on Nov. 26 vs. DAL ... Picked up his first career NHL assist on Dec. 23 vs. NJD ... Netted his first marker of the season on Dec. 27 vs. NYI ... Picked up a season-best four hits on Jan. 11 vs. ANA ... Notched his second goal of the season on Feb. 25 at STL ... Picked up an assist on March 3 vs. ANA ... Recorded 12 points (4G, 8A) in 21 games with the IceHogs. **2018-19:** Served as alternate captain for the Rockford IceHogs ... Scored nine points (3G, 6A) in 12 games for Rockford ... Missed time due to a shoulder injury. **2017-18:** Split time between Chicago and the Rockford IceHogs of the American Hockey League ... Appeared in 13 NHL games with the Blackhawks, notching two goals ... Scored his first NHL goal on March 10 at BOS ... Made his NHL debut on March 1 at SJS ... Notched nine points (2G, 7A) in 13 postseason games with the IceHogs ... Tallied 44 points (24G, 19A) in regular-season 64 games with Rockford ... His 24 goals ranked first, his 43 points ranked second and his 19 assists shared fifth among IceHogs skaters ... Made his professional debut on Oct. 7 at CLE, recording his first AHL points (1G, 1A). **2016-17:** Served as alternate captain... Notched three assists in four games in the Memorial Cup ... Helped Saint John to the QMJHL Championship... Recorded 24 points (6G, 18A) in 18 postseason games ... Tallied career-highs in goals (34), assists (55) and points (89) in 64 regular-season games ... Led Saint John in assists (55) and points (89) while finishing 3rd in goals (34). **2015-16:** Served as alternate captain ... Recorded career-highs in goals (22), assists (55) and points (75) in 65 games with Saint John ... Led the Sea Dogs in assists (53) and points (75) ... Notched 20 points (9G, 11A) in 17 postseason games. **2014-15:** Served as alternate captain ... Appeared in 62 games, recording 24 points (11G, 13A) with the Sea Dogs ... Skated in five postseason games, tallying one assist. **2013-14:** Skated in a career-high 68 games, tallying 50 points (19G, 31A) ... Led Saint John in assists (31) and finished second in goals (19) and points (50) among Saint John skaters. **2012-13:** Appeared in 30 games with the Saint John Sea Dogs of the QMJHL, notching nine points (4G, 5A) ... Skated in four postseason games.

### CAREER HIGHS

SOG	5	BOS	3/11/18
GOALS	1		FOUR TIMES
ASSISTS	1		FOUR TIMES
POINTS	1		EIGHT TIMES
PIM	2		THREE TIMES

### HIGHMORE VS. NHL

	GP	G	A	PTS	PIM
ANA	3	0	1	1	0
ARI	1	0	0	0	0
BOS	2	1	0	1	0
BUF	1	0	0	0	0
CGY	2	0	1	1	0
CAR	1	0	0	0	0
COL	4	0	0	0	2
CBJ	1	0	0	0	0
DAL	2	0	0	0	0
DET	2	0	0	0	0
EDM	2	0	0	0	0
FLA	2	0	0	0	0
LAK	1	0	0	0	0
MIN	1	0	0	0	0
MON	1	0	0	0	0
NSH	2	0	0	0	0
NJD	1	0	1	1	0
NYI	2	1	0	1	2
NYR	1	0	0	0	0
OTT	1	0	0	0	0
SJS	3	0	0	0	0
STL	4	1	0	1	2
TBL	1	0	0	0	0
TOR	1	0	0	0	0
VAN	2	1	0	1	0
VKG	0	0	0	0	0
WPG	5	0	1	1	0
<b>TOTALS</b>	<b>49</b>	<b>4</b>	<b>4</b>	<b>8</b>	<b>6</b>

## CAREER STATISTICS

## REGULAR SEASON

## PLAYOFFS

SEASON	TEAM	LEAGUE	GP	G	A	PTS	+/-	PIM	GP	G	A	PTS	+/-	PIM
2012-13	Saint John	QMJHL	30	4	5	9	-3	26	4	0	0	0	-2	8
2013-14	Saint John	QMJHL	68	19	31	50	-13	62	-	-	-	-	-	-
2014-15	Saint John	QMJHL	62	11	13	24	-1	60	5	0	1	1	-4	6
2015-16	Saint John	QMJHL	65	22	53	75	25	38	17	9	11	20	1	12
2016-17	Saint John	QMJHL	64	34	55	89	34	46	18	6	18	24	18	14
2017-18	Rockford	AHL	64	24	19	43	-6	24	13	2	7	9	8	2
	CHICAGO	NHL	13	2	0	2	-4	0	-	-	-	-	-	-
2018-19	Rockford	AHL	12	3	6	9	1	6	-	-	-	-	-	-
	Rockford	AHL	21	4	8	12	5	14	-	-	-	-	-	-
NHL TOTALS			49	4	4	8	-5	6	9	3	1	4	-1	2

LEADERSHIP

PLAYERS

2019-20

OPPONENTS

TRADITION

RECORDS

PLAYOFFS

HISTORY

MINORS

MEDIA

## MATTIAS JANMARK

FORWARD • 13

(mah-TEE-uhs YAN-mahrk)

SHOOTS: **LEFT**

HEIGHT: **6'1"** WEIGHT: **195**

BIRTHDATE: **DEC. 8, 1992**

BIRTHPLACE: **DANDERYD, SWEDEN**



### DRAFT POSITION

Detroit Red Wings' third-round selection (79th overall) in the 2013 National Hockey League Draft.

### CAREER TRANSACTIONS

Traded by Detroit with Mattias Backman and a second-round pick in the 2015 NHL Draft in exchange for Erik Cole and a third-round pick in the 2015 NHL Draft on March 1, 2015 ... Signed as a free agent by Chicago on Oct. 12, 2020.

### CAREER HIGHLIGHTS

Set career highs in goals (19) and points (34) during the 2017-18 campaign ... Began his career in the NHL with a four-game point streak (2G, 2A) from Oct. 8-15, 2015 ... Netted his first career goal during his NHL debut just 1:39 into the game on Oct. 8, 2015.

### CAREER

**2019-20:** Began the season with a point (1G, 2A) in three consecutive games from Oct. 3-6 ... Blocked a season-high four shots on Dec. 5 vs. WPG ... Tallied a power-play goal and a helper in the 2020 NHL Winter Classic on Jan. 1 vs. NSH ... Matched a season-long three-game point streak (3A) from Jan. 29-Feb. 3 ... Skated in a season-high 18:34 of total ice time on Feb. 19 vs. ARI ... Helped the Stars reach the Stanley Cup Final with eight points (1G, 7A) in 26 postseason games. **2018-19:** Recorded 25 points (6G, 19A) in 81 regular-season games ... The 81 games matched a career high ... Established a new career high with 19 assists ... Netted a goal and added a season-high five shots on goal on Oct. 25 vs. ANA ... Finished with two helpers and a career-high +4 plus/minus rating on Nov. 23 vs. OTT ... Registered two assists on Dec. 3 vs. EDM ... Had a season-long four-game point streak (1G, 3A) from Dec. 22-29 ... Posted a career-high five blocked shots on Feb. 26 at VGK ... Picked up a goal and two assists in seven Stanley Cup Playoff games ... Recorded a postseason career-best three-game point streak (1G, 2A) from Games 2-5 in the Western Conference Semifinals against STL. **2017-18:** Posted a career-high 19 goals and 34 points in 81 games ... Shared the team lead with two shorthanded markers ... His four game-winning goals shared third on the club ... Notched a goal and an assist on Oct. 10 vs. DET ... Had a season-high two goals on Nov. 30 at CHI ... Matched a season-long three-game point streak (2G, 2A) from Dec. 27-31 ... Equaled a season high with two goals and had a season-best three points on Jan. 20 at BUF ... Logged a season-high four takeaways on Feb. 8 at CHI. **2016-17:** Missed the entire season after undergoing knee surgery. **2015-16:** Netted 15 goals and had 14 helpers in 73 games during his rookie season ... His 15 markers shared 11th among league rookies ... Began his career in the NHL with a four-game point streak (2G, 2A) from Oct. 8-15, 2015 ... Netted his first career goal during his NHL debut just 1:39 into the game on Oct. 8, 2015. **2014-15:** Notched 36 points (13G, 23A) with Frölunda of the Swedish Hockey League ... Added seven points (4G, 3A) in 13 postseason contests ... Skated in one Calder Cup Playoff game with the Texas Stars of the American Hockey League. **2013-14:** Spent time with AIK of the SHL and Grand Rapids Griffins of the AHL ... Posted 18 goals and 12 helpers in 45 regular-season contests with AIK ... Played in two regular-season games with the Griffins ... Notched a helper in six AHL postseason games. **2012-13:** Recorded 31 points (14G, 17A) with AIK. **2011-12:** Spent time with AIK and AIK J20 ... Skated in 18 regular-season and three postseason games with AIK ... Captained AIK J20 and registered 61 points (23G, 38A) in 40 games.

### CAREER HIGHS

SOG	6	FLA	1/23/18
GOALS	2	THREE TIMES	
ASSISTS	2	FOUR TIMES	
POINTS	3	@ BUF	1/20/18
PIM	4	@ STL	12/26/15

### JANMARK VS. NHL

	GP	G	A	PTS	PIM
ANA	9	2	0	2	2
ARI	10	3	1	4	2
BOS	8	0	3	3	2
BUF	7	2	2	4	0
CGY	11	1	3	4	4
CAR	8	0	1	1	2
CHI	15	3	1	4	4
COL	16	1	2	3	4
CBJ	7	1	1	2	2
DET	8	1	3	4	2
EDM	11	2	4	6	4
FLA	7	1	1	2	0
LAK	9	1	1	2	4
MIN	18	2	3	5	0
MON	8	1	0	1	2
NSH	16	5	4	9	8
NJD	8	1	5	6	2
NYI	7	1	3	4	2
NYR	8	0	1	1	2
OTT	8	0	4	4	4
PHI	7	1	0	1	6
PIT	8	2	1	3	0
SJS	10	3	3	6	2
STL	17	5	3	8	10
TBL	7	1	1	2	4
TOR	8	0	3	3	0
VAN	9	1	2	3	0
VGK	7	0	2	2	0
WAS	8	1	1	2	0
WPG	17	4	4	8	2
<b>TOTALS</b>	<b>297</b>	<b>46</b>	<b>63</b>	<b>109</b>	<b>76</b>

## INTERNATIONAL CAREER

Helped Team Sweden to a gold medal at the 2018 IIHF World Championship, recording 10 points (4G, 6A) ... His 10 points ranked third for his country and shared ninth in the tournament.

### CAREER STATISTICS

#### REGULAR SEASON

#### PLAYOFFS

SEASON	TEAM	LEAGUE	GP	G	A	PTS	+/-	PIM	GP	G	A	PTS	+/-	PIM
2012-13	AIK	Elitserien	55	14	17	31	-4	32	-	-	-	-	-	-
2013-14	AIK	SHL	45	18	12	30	-6	56	10	1	3	4	0	24
	Grand Rapids	AHL	2	0	0	0	1	2	6	0	1	1	-1	0
2014-15	Frolunda HC	SHL	55	13	23	36	9	30	13	4	3	7	4	0
	Texas	AHL	-	-	-	-	-	-	1	0	0	0	0	0
2015-16	DALLAS	NHL	73	15	14	29	12	16	12	2	3	5	-3	2
2017-18	DALLAS	NHL	81	19	15	34	-13	24	-	-	-	-	-	-
	Sweden	WC	10	4	6	10	8	8	-	-	-	-	-	-
2018-19	DALLAS	NHL	81	6	19	25	-4	24	7	1	2	3	-1	8
2019-20	DALLAS	NHL	62	6	15	21	-5	12	26	1	7	8	0	38
<b>NHL TOTALS</b>			<b>297</b>	<b>46</b>	<b>63</b>	<b>109</b>	<b>76</b>	<b>-10</b>	<b>45</b>	<b>4</b>	<b>12</b>	<b>16</b>	<b>48</b>	<b>-4</b>

LEADERSHIP

PLAYERS

2019-20

OPPONENTS

TRADITION

RECORDS

PLAYOFFS

HISTORY

MINORS

MEDIA

## DAVID KAMPF

**FORWARD • 64**

KAMPF (like “camp”)

SHOOTS: **LEFT**

HEIGHT: **6’2”** WEIGHT: **195**

BIRTHDATE: **JAN. 12, 1995**

BIRTHPLACE: **CHOMUTOV, CZECH REPUBLIC**



### DRAFT POSITION

Undrafted.

### CAREER TRANSACTIONS

Signed as a free agent by Chicago, May 1, 2017 ... Signed a two-year contract extension on July 1, 2019.

### CAREER HIGHLIGHTS

Made his National Hockey League Debut on Dec. 28, 2017 at VAN ... Notched his first career point (1A) on Jan. 3 at NYR ... Tallied his first career multi-point outing, netting a goal and an assist vs. WPG on Jan. 12, 2018.

### CAREER

**2019-20:** Skated in a career-high 70 games, notching 16 points (8G, 8A) ... His eight goals set a career high ... Also set career highs in hits (52), faceoff wins (313) and takeaways (37) ... Finished second on the Blackhawks in faceoffs won (313) and faceoff percentage (52.3%) and third in faceoffs taken (598) ... Skated in a career-high time on ice (19:29) on Oct. 22, 2019 vs. VGK ... Had a career-long 3-game point streak (3A) from Dec. 21-27. **2018-19:** Set career highs in points (19), assists (15) and games played (63) while tying a career-high four goals during the 2018-19 season ... Tied a career-high two points on three separate occasions (at Florida on Nov. 24; at Winnipeg on Nov. 29; at Dallas on Dec. 20) ... Tallied his first multi-assist game of his career on Nov. 29 at Winnipeg ... Recorded a career-high 18:22 in time on ice on Jan. 20 vs. Washington ... Skated in his 100th career NHL game on March 13 at TOR. **2017-18:** Split the season between Chicago and Rockford ... Recorded 11 points (4G, 7A) in 46 games with Chicago ... Made his NHL debut on Dec. 28 at VAN ... Tallied his first career point (1A) on Jan. 3 at NYR ... Registered his first career multi-point outing with a goal and an assist vs. WPG on Jan. 12 ... Posted 18 points (7G, 11A) in 33 games with the IceHogs ... Skated in 13 playoff games for Rockford, netting one goal. **2016-17:** Shared fourth on Pirati Chomutov of the Czech Extraliga in goals (15) and points (31) playing in all 52 regular-season games ... Scored three goals and seven assists in 15 playoff appearances for Pirati Chomutov. **2015-16:** Registered nine goals and four assists in 42 games for Pirati Chomutov of the Czech Extraliga ... Added an assist in eight playoff games for the senior club ... Netted a goal and two helpers in a Pirati Chomutov U20 playoff game. **2014-15:** Split the regular season between two levels with Pirati Chomutov ... Posted 24 points (11G, 13A) in 44 games in the Czech2 Extraliga ... Scored two goals and five assists in 11 playoff tilts for Czech2 Extraliga ... Added six helpers in three games for the U20 club ... Netted a goal in nine qualification games for Pirati Chomutov. **2013-14:** Appeared in 45 games for Pirati Chomutov of the Czech Extraliga, scoring a goal and two assists ... Registered 15 points (5G, 10A) in eight regular-season games for the U20 club ... Netted a goal for the U20 club in a playoff game. **2012-13:** Spent time between levels with Pirati Chomutov ... Scored eight goals and seven assists in 24 regular-season games with the U20 club ... Shared fourth on the U18 club in points (26) through 14 games ... Netted two goals in two playoff tilts for Pirati Chomutov U18.

### CAREER HIGHS

SOG	4	THREE TIMES
GOALS	1	16 TIMES
ASSISTS	2	TWICE
POINTS	2	FOUR TIMES
PIM	4 @ COL	3/23/19

### KAMPF VS. NHL

	GP	G	A	PTS	PIM
ANA	5	1	1	2	2
ARI	7	0	1	1	2
BOS	5	0	2	2	0
BUF	4	0	1	1	2
CGY	9	0	0	0	0
CAR	5	1	2	3	2
COL	11	0	2	2	10
CBJ	4	1	0	1	2
DAL	7	1	3	4	2
DET	4	0	0	0	0
EDM	7	0	2	2	0
FLA	4	1	1	2	0
LAK	6	2	0	2	0
MIN	8	1	0	1	0
MON	3	0	0	0	0
NSH	8	2	0	2	2
NJD	3	0	1	1	2
NYI	5	0	1	1	0
NYR	3	0	2	2	0
OTT	4	0	3	3	0
PHI	4	0	0	0	0
PIT	3	0	0	0	0
SJS	8	0	0	0	4
STL	10	1	1	2	0
TBL	5	1	0	1	2
TOR	5	0	0	0	0
VAN	8	2	0	2	0
VGK	8	0	1	1	0
WAS	4	0	2	2	2
WPG	12	2	4	6	0
<b>TOTALS</b>	<b>179</b>	<b>16</b>	<b>30</b>	<b>46</b>	<b>34</b>

### INTERNATIONAL CAREER

Represented the Czech Republic at the 2015 IIHF U20 World Championship in Toronto and Montreal, notching two points (1G, 1A) in five contests ... Tallied a goal and an assist in five games at the 2014 IIHF U20 World Championship in Malmo, Sweden ... Notched two goals and a pair of helpers in five games at the 2013 IIHF U18 World Championship.

## CAREER STATISTICS

## REGULAR SEASON

## PLAYOFFS

SEASON	TEAM	LEAGUE	GP	G	A	PTS	+/-	PIM	GP	G	A	PTS	+/-	PIM
2012-13	P-ChomutovU20	CzechU20	24	8	7	15	7	16	3	0	0	0	-1	0
	Czech Republic	WJC-18	5	2	2	4	-3	6	-	-	-	-	-	-
2013-14	P-ChomutovU20	CzechU20	8	5	10	15	11	6	1	1	0	1	2	2
	Pirati Chomutov	Czech	45	1	2	3	-11	12	-	-	-	-	-	-
	Czech Republic	WJC-20	5	1	1	2	-3	4	5	1	1	2	-1	4
2014-15	Pirati Chomutov	Czech2	44	11	13	24	17	16	11	2	5	7	9	6
	Czech Republic	WJC-20	5	0	2	2	-1	0	-	-	-	-	-	-
2015-16	Pirati Chomutov	Czech	42	9	4	13	-6	22	8	0	1	1	-3	0
2016-17	Pirati Chomutov	Czech	52	15	16	31	-9	16	15	3	7	10	1	6
2017-18	Rockford	AHL	33	7	11	18	1	14	13	1	0	1	0	2
	CHICAGO	NHL	46	4	7	11	-8	12	-	-	-	-	-	-
2018-19	CHICAGO	NHL	67	13	7	20	-13	37	-	-	-	-	-	-
2019-20	CHICAGO	NHL	70	8	8	16	-11	8	9	1	0	1	0	6
NHL TOTALS			179	16	30	46	-26	34	9	1	0	1	0	6

LEADERSHIP

PLAYERS

2019-20

OPPONENTS

TRADITION

RECORDS

PLAYOFFS

HISTORY

MINORS

MEDIA



# PATRICK KANE

## PATRICK KANE


FORWARD • 88

SHOOTS: **LEFT**

HEIGHT: **5'11"** WEIGHT: **177**

BIRTHDATE: **NOV. 19, 1988**

BIRTHPLACE: **BUFFALO, N.Y.**



### DRAFT POSITION

Blackhawks' first-round selection (first overall) in the 2007 National Hockey League Draft.

### CAREER TRANSACTIONS

Agreed to terms with the Blackhawks on a three-year entry level contract on July 25, 2007 ... Agreed to terms with the Blackhawks on a five-year contract extension on Dec. 2, 2009 ... Agreed to terms with the Blackhawks on an eight-year contract extension on July 9, 2014.

### CAREER HIGHLIGHTS

Recorded career highs in assists (66) and points (110) during the 2018-19 campaign ... Selected to the 2019 NHL All-Star Game in San Jose ... Recorded his 800th career point on Jan. 20, 2018 vs. NYI ... Tallied his 500th career assist on Feb. 17, 2018 vs. WSH ... His 312 goals are the most by a U.S. born player in franchise history ... Selected to the 2018 NHL All-Star Game in Tampa Bay ... Became the first U.S.-born player to capture the Art Ross Trophy as the NHL's leading scorer after logging career highs in goals (46), assists (60) and points (106) in the 2015-16 regular season ... Also became the first Blackhawk since Stan Mikita in 1968 to win the Hart Trophy that season ... Holds franchise single-season record for assists by a rookie (51, 2007-08) ... His 285 goals are the most by a U.S.-born player in franchise history ... Recorded a career-long seven-game goal streak (Nov. 2-15) as part of a franchise-best 26-game point streak (16G, 24A) from Oct. 17-Dec. 13, 2015 ... Skated in a career-high 25:27 on Nov. 6, 2015 at NJD ... Collected his 700th NHL point as part of a two-point night (1G, 1A) on Dec. 29, 2016 at NSH ... Notched playoff career bests with 18 assists and 28 points during the Blackhawks' 2010 Stanley Cup championship run ... Scored a career-high 11 goals during the 2015 Stanley Cup championship run ... Holds franchise record with 11 career playoff game-winning goals, including the Cup-clinching goal in 2010 ... Earned the 2013 Conn Smythe Trophy as the Most Valuable Player in the postseason ... Skated in his 100th career postseason contest in Game 1 of the Second Round vs. MIN on May 1, 2015 ... Won a silver medal at the 2010 Winter Olympics with Team USA ... Named to eight NHL All-Star Teams (2009, 2011, 2012, 2015, 2016, 2017, 2018, 2019) ... Captured the 2008 Calder Memorial Trophy as the NHL's top rookie 2016 Ted Lindsay Award as MVP as voted on by the NHLPA ... Won the Stanley Cup in 2010, 2013 and 2015 with Chicago.

### CAREER

**2019-20:** Paced the Blackhawks in goals (33), assists (51) and points (84) ... His 84 points were eighth in the NHL ... Led Chicago with 23 power-play points ... Named to his ninth All-Star Game appearance ... Picked up three points (1G, 2A) in the season opener on Oct. 4 vs. PHI in Prague, Czech Republic ... Had a 15-game point streak (1G, 13A) from Nov. 2-30 ... It was the third longest point streak of his career ... He became the 13th player in NHL history to record a point streak of 15 or more games in consecutive season ... His 24 points in November were the most the forward has scored in any calendar month in his career ... Skated in a season-high 27:52 of total ice time on Nov. 21 vs. TBL ... Recorded a hat trick on Dec. 15 vs. MIN ... Had four points (1G, 3A) on Dec. 19 at WPG ... Matched a season-high four points (2G, 2A) on Dec. 31 at CGY ... Became the 90th player in NHL history with 1000 career points on Jan. 19 vs. WPG ... Kane became the youngest (31 years, 61 days) American-born NHL player to reach 1,000 points ... Had a 12-game point streak (5G, 13A) from Dec. 31-Feb. 1 ... Picked up his 30th goal of the season on March 5 vs. EDM ... Netted two markers and recorded a season-high 10 shots on goal on March 11 vs. SJS. **2018-19:** Posted single-season highs with 66 assists and 110 points ... Finished fifth in goals (44), sixth in assists (66), third in points (110) and second in shots on goal (341)

### CAREER HIGHS

SOG	13	COL	2/22/19
GOALS	3		SIX TIMES
ASSISTS	4	@ OTT	1/9/18
POINTS	5		TWICE
PIM	12	CAR	11/19/19

### KANE VS. NHL

	GP	G	A	PTS	PIM
ANA	44	13	26	39	10
ARI	41	16	33	49	10
BOS	20	8	10	18	12
BUF	18	11	13	24	4
CGY	43	24	31	55	12
CAR	16	2	7	9	22
COL	52	18	30	48	16
CBJ	46	19	36	55	22
DAL	51	29	32	61	18
DET	49	15	29	44	20
EDM	43	18	38	56	24
FLA	21	10	13	23	16
LAK	41	12	26	38	8
MIN	51	24	25	49	14
MON	17	7	8	15	6
NSH	65	24	37	61	22
NJD	20	8	13	21	10
NYI	17	11	12	23	8
NYR	17	5	9	14	2
OTT	17	7	17	24	10
PHI	17	5	12	17	6
PIT	16	5	17	22	12
SJS	42	10	24	34	12
STL	66	26	38	64	34
TBL	19	8	14	22	6
TOR	19	14	16	30	10
VAN	42	14	26	40	6
VKG	9	3	5	8	4
WAS	17	7	8	15	4
WPG	37	16	28	44	18
<b>TOTALS</b>	<b>973</b>	<b>389</b>	<b>633</b>	<b>1022</b>	<b>378</b>

## CAREER (CONT.)

among NHL skaters ... Selected to the 2018-19 Second All-Star Team ... Finalist for the Ted Lindsay Award ... Named to his eighth All-Star Game appearance ... Became the third player in team history to score 40 or more goals at age 30 or older, joining Bobby Hull (1968-69, 1970-71, 1971-72) and Jim Pappin (1972-73) ... Recorded a hat trick on Dec. 27 vs. MIN ... Recorded a point in 20 straight games (17G, 26A) from Jan. 1 - Feb. 22 ... He became the seventh player in league history to record multiple point streaks of at least 20 games ... Posted a season-high five points (2G, 3A) on Jan. 20 vs. WSH ... Picked up his 900th career point on Feb. 1 at BUF ... Passed Steve Larmer for fourth in points in team history on March 7 vs. BUF ... Skated in his 900th career NHL game on April 1 vs. WP. **2017-18:** Paced Chicago in points (76), assists (49) and shots on goal (285) ... Finished second on the team in goals (27) ... One of four players to play in all 82 regular-season games (A. DeBrincat, D. Keith, B. Saad), marking the sixth time in his career he has done so ... Finished the regular season ranked fifth in franchise history in points (828) and goals (312) ... Tallied his 800th career point on Jan. 20 vs. NYL, the fifth player in franchise history to reach the mark ... Recorded his 500th career assist on Feb. 17 vs. WSH ... Selected to the 2018 NHL All-Star Game in Tampa Bay ... Registered a career-high five points (1G, 4A) on Jan. 9 at OTT ... Led the team with 19 multi-point games ... Collected a season-high seven game point streak from Nov. 11 - Nov. 27 (4G, 11A). **2016-17:** Led the club in goals (34), assists (55) and points (89), sharing second in the NHL ... One of three Chicago skaters to play in all 82 regular-season games (A. Panarin, R. Panik), marking the fifth time in his career he has done so ... Finished the regular season ranked sixth in franchise history in points (752), goals (285) and assists (467) ... Recorded two hat tricks (Feb. 23 vs. ARI, March 1 vs. PIT) ... Became the sixth player in team history to record 700 points with a goal and an assist on Dec. 29 at NSH ... Scored twice on a career-high 12 shots on Jan. 15 vs. MIN ... Selected for the 2017 All-Star Game in Los Angeles ... Became the club's all-time leading U.S.-born goal-scorer (269) with a tally on Feb. 10 at WPG ... Named the NHL's Third Star for the month of March after recording 22 points (10G, 12A) in 16 outings ... Collected a goal and an assist in four games during the Western Conference First Round vs. NSH. **2015-16:** Set career highs across all offensive categories and led the NHL with 106 points, becoming the first U.S.-born player to capture the Art Ross Trophy as the NHL's leading scorer ... Ranked second in the league with 46 goals and third with 60 assists ... Shared second in the NHL with 17 power-play goals ... Voted captain of the Central Division team at the 2016 All-Star Game, marking his fifth career appearance ... Named NHL's first star for the month of November ... Recorded a career-long seven-game goal streak (Nov. 2-15) as part of a franchise-best 26-game point streak (16G, 24A) from Oct. 17-Dec. 13, marking the longest streak in the NHL since 1992-93 (M. Sundin, 30 games) ... Passed Eddie Olczyk and Phil Kessel for the longest streak by an American-born player at 18 games on Nov. 28 ... Collected his 600th NHL point (1G) on Dec. 8 vs. NSH ... Netted his first career regular-season hat trick and equaled a career high with four points (3G, 1A) on Jan. 15 at TOR ... Set a career high with his 31st goal of the season on Feb. 4 at ARI ... Posted his 400th career assist as part of a four-point night (1G, 3A) on Feb. 15 vs. TOR ... Tallied his career-best 89th point (1G) on March 6 vs. DET ... Recorded his second regular-season hat trick and tied a career best with four points (3G, 1A) on April 3 vs. BOS to reach the 100-point mark for the first time in his career, becoming the first Blackhawks player to reach the mark since 1993-94 (J. Roenick, 107 points) ... Shared the team lead in assists (6) and points (7) in seven Stanley Cup Playoffs tilts. **2014-15:** Ranked second on the team with 27 goals and 64 points in 61 regular-season games ... Finished third on the team with 37 assists ... Earned his 500th career point (1A) on Oct. 26 vs. OTT ... Scored his 200th career goal on Jan. 20 vs. ARI ... Served as assistant captain on Team Foligno in his fourth All-Star Game ... Named NHL's second star in December ... Recorded five multigoal games and nine three-point games ... Missed the last 22 games of the regular season (Feb. 24-April 11) due to injury ... Shared the league lead with a team-high 23 points (11G, 12A) in 23 postseason games en route to the 2015 Stanley Cup championship ... Set a postseason career high in goals ... Logged a league-best seven-game point streak (6G, 4A) from April 21-May 7 ... Skated in his 100th career postseason contest in Game 1 of the Second Round vs. MIN on May 1, becoming the eighth youngest player in league history to reach the milestone ... Netted a goal in Game 2 of the Second Round vs. MIN on May 3 for his 100th career playoff point ... Notched two points (1G, 1A) in Game 6 of the Stanley Cup Final vs. TBL on June 15, including an assist on the game-winner and the insurance goal. **2013-14:** Posted 69 points (29G, 40A) in 69 regular-season games with Chicago ... Shared the team lead with 10 power-play goals and 25 power-play points ... Led the team with 39 road points (21G, 18A) ... Earned NHL First Star of the Month honors in November and December ... Was the only player in the NHL to record two point streaks of at least 10 games ... Led the team with 19 multi-point games and shared second with four three-point outings ... Recorded points in 12 consecutive games (8G, 9A) from Nov. 3-27 ... Registered assists in seven straight games (12A) from Nov. 30-Dec. 11, as part of a season-long 14-game point streak (8G, 17A) from Nov. 30-Dec. 28 ... Skated in a season-high 24:46 on Dec. 6 vs. ANA ... Tied his career high with three assists on Dec. 8 vs. FLA ... Posted his 300th career assist on Dec. 11 vs. PHI ... Took a career-high nine shots on goal on Dec. 27 vs. COL ... Skated in his 500th NHL game on Jan. 26 vs. WPG ... Missed 12 games due to injury (March 21-April 12) ... Recorded 20 points (8G, 12A) in 19 Stanley Cup Playoffs games ... Ranked fifth in the NHL and paced the club in points, marking the second straight postseason he has led the team in scoring ... Ranked second on the team in goals ... Shared the league lead with a career-high 4 GWG (J. Toews) ... Netted the overtime series-clinching GWG in Game 6 at MIN on May 13 ... Set a playoff career high in assists and points (4A) in Game 5 vs. LAK on May 28 ... Collected two four-game point streaks (April 23-May 2, 4G, 3A; May 26-June 1, 2G, 8A). **2012-13:** Split the season between Chicago and Switzerland's EHC Biel ... Ranked fifth in the NHL with a team-high 55 points (23G, 32A) in 47 regular-season games ... Shared the team lead with 23 goals, fifth-most in the league ... Paced team forwards with 20:03 of average ice time ... Shared 13th in the league with a team-high 17 power-play points (8G, 9A) ... Was one of two NHL players to register two separate point streaks of eight-plus games (March 10-29, 6G, 9A; Feb. 2-15, 7G, 5A) ... Skated in his 400th NHL game on Jan. 19 at LAK ... Notched his 400th career point with an assist on March 14 at CBJ ... Skated a season-high 25:21 on March 20 at ANA ... Named a finalist for the 2013 Lady Byng Memorial Trophy ... Ranked fourth on the club with 23 points (13G, 10A) in 20 regular-season games with Biel ... Ranked third on the team with 13 goals ... Earned silver with HC Davos in the Spengler Cup Championship ... Registered five points (4G, 1A) in as many games during the tournament, including the game-winner in the semifinal ... Won the 2013 Conn Smythe Trophy as the most valuable player of the Stanley Cup Playoffs ... Shared second in the league with a team-high 19 points in 23 postseason games en route to the 2013 Stanley Cup championship ... Shared second in the NHL with nine goals and ninth with 10 assists ... Netted his second career playoff hat trick, including the series-clinching goal in double overtime, in Game 5 of the Western Conference Final vs. LAK on June 8 ... Recorded a postseason career-high 37:49 TOI on June 12 in Game 1 of the Stanley Cup Final vs. BOS. **2011-12:** Ranked second on the club with 43 assists and third with 66 points (23G, 43A) in 82 regular-season games ... Became the third player in franchise history with 20 or more goals

LEADERSHIP

PLAYERS

2019-20

OPPONENTS

TRADITION

RECORDS

PLAYOFFS

HISTORY

MINORS

MEDIA

# PATRICK KANE

## CAREER (CONT.)

in each of his first five NHL seasons (J. Toews, D. Savard) ... Ranked second on the team with 15 goals and 38 points at home ... Paced club forwards with 20 assists on the road ... Won a career-high 240 faceoffs ... Finished sixth in the NHL with a team-high six shootout goals, while his four game-deciding markers shared second in the league ... Potted a goal for the victorious Team Chara at the 2012 NHL All-Star Game in Ottawa, his third career appearance ... Voted as the winner in the Breakaway Challenge during the 2012 All-Star Skills Challenge ... Logged a season-high 25:21 of ice time on Dec. 11 vs. SJS ... Paced Blackhawks forwards in total, even-strength and power-play TOI ... Registered six points (3G, 3A) during a five-game point streak from March 9-18 ... Notched eight points (1G, 7A) during a five-game point streak from Nov. 29-Dec. 8 ... Equalled a career high with three assists on Nov. 4 at TBL ... Led the team with four assists in six postseason appearances vs. ARI in the Western Conference Quarterfinals ... Shared second among club forwards with a postseason career-high average TOI of 21:58 ... Notched two assists and tallied a postseason career-high 7 SOG in Game 1 on April 12. **2010-11:** Collected a team-best 46 assists and ranked second with 73 points in 73 regular-season contests ... Paced the Blackhawks with 22 goals and shared the club lead with 49 points at even strength ... Posted 21 multi-point outings and shared the club lead with six three-point efforts ... Became the second-youngest player in franchise history to collect his 200th career assist (D. Savard) on April 10 vs. DET ... Recorded his 300th NHL point with a goal on April 5 at MTL, becoming the second-youngest player in franchise history to do so (D. Savard) ... Became the third-youngest player in franchise history to reach the 100-goal plateau (J. Roenick, B. Hull) on March 14 vs. SJS ... Reached the 300-game milestone on March 4 vs. CAR ... Compiled a season-long seven-game point streak from Feb. 27-March 9 (3G, 6A) ... Collected one assist for Team Lidstrom in the 2011 NHL All-Star Game, the second All-Star Game of his career ... Registered his first multi-goal effort and his first three-point outing of the year (2G, 1A) on Nov. 6 at ATL ... Missed nine games due to injury (Oct. 15, Dec. 8-26) ... Paced the Blackhawks with five assists and shared the club lead with six points (1G, 5A) in seven games during the WCQF vs. VAN. **2009-10:** Led the Blackhawks and American-born NHL players, and ranked ninth in the NHL, with 88 points (30G, 58A) ... Paced the team with 28 power-play points (9G, 19A) ... Led the club with 23 multi-point games, including a team-best five three-point outings ... Became the youngest player (21y, 68d) in Blackhawks franchise history to reach the 200-point plateau with an assist on Jan. 26 at EDM ... Collected his 100th NHL assist on Oct. 12 vs. CGY ... Tied a career high with three assists on Jan. 16 at CBJ ... Compiled a season-long 11-game point streak (9G, 9A) from Dec. 22-Jan. 9, including a five-game goal streak (7G) from Dec. 22-29 ... Skated in his 200th regular-season game on Dec. 27 vs. NSH ... Recorded 13 points (5G, 8A) over a nine-game point streak from Oct. 30-Nov. 21 ... Scored in five straight games (5G) from Nov. 11-21 ... Tallied four points (2G, 2A) to lead the team in scoring during NHL Premiere 2009 in Helsinki, Finland, from Oct. 2-3 ... Scored at 4:06 of overtime with 18:39 of average TOI ... Posted a season-long five-game point streak to give the Blackhawks a 4-3 victory and clinch the organization's first Stanley Cup since 1961 ... Ranked third in the league with a career-high 28 postseason points ... Tied for second with a career-high 18 assists ... Registered at least one point in 18 of 22 postseason tilts ... Paced Chicago with nine multi-point games in the playoffs ... Led the Blackhawks with eight points (3G, 5A) in the SCF ... Scored the first shorthanded goal of his NHL career at 19:46 of the third period in Game 5 of the WCQF vs. NSH on April 24. **2008-09:** Ranked second on the club with 70 points, shared second with 45 assists and finished fifth with 25 goals in 80 regular-season games ... Paced Chicago with 13 PPG and 35 power-play points ... Led the team with 36 road points and shared the lead with 17 road goals ... Named to the Western Conference starting lineup for the 2009 NHL All-Star Game in Montreal, finishing as the team's leading vote-getter ... Netted two points (1G, 1A) in his first NHL All-Star Game ... Participated in the Fan Fav NHL Breakaway Challenge during the skills competition ... Led the club with 254 shots on goal and paced team forwards with 18:39 of average TOI ... Posted a season-long five-game point streak on six different occasions ... Notched 16 multi-point performances, including six with a season-high three points, and two multi-goal games ... Accrued a career-high 8 PIM on Dec. 10 vs. OTT ... Missed two games due to injury (Jan. 4-6) ... Led the club with nine goals and ranked second with 14 points in 16 contests during his Stanley Cup Playoffs debut ... Paced Chicago with six goals and eight points in six games in the Western Conference Semifinals vs. VAN ... Became the third-youngest player (20y, 173d) in Stanley Cup Playoffs history at the time to post a hat trick (T. Kennedy, W. Gretzky) when he netted his first professional hat trick in the series-clinching Game 6 of the WCSF on May 11 ... Netted two goals in Game 1 of the WCSF vs. VAN on April 30 ... Posted a three-game goal-scoring and multi-point streak from April 27-May 2 ... Netted his first NHL postseason goal on April 22 at CGY ... Tallied two points (1G, 1A) on April 27 in Game 6 vs. CGY ... Missed Game 3 of the WCQF on April 20 at CGY due to injury ... Posted his first NHL playoff point (1A) on April 18 vs. CGY ... Netted Chicago's first goal of the regular season on Oct. 10 and the final marker of the team's playoff run on May 27. **2007-08:** Captured the 2008 Calder Trophy as the NHL's top rookie, becoming the eighth Blackhawks player to accomplish the feat ... Led the team and NHL rookies with 72 points (21G, 51A) in 82 regular-season games ... Established a franchise rookie record with 51 assists, which paced the team and ranked second among league rookies ... Led the squad and NHL rookies with 28 power-play points ... Shared the NHL lead with seven shootout goals and converted 7 of 9 attempts during the season ... Collected a career-high four points (2G, 2A) on Oct. 23 vs. CBJ ... Dishd out a career-most three assists on Nov. 28 vs. TBL ... Tallied two goals in the YoungStars Game during the 2008 NHL All-Star Game in Atlanta ... Named the NHL's Rookie of the Month for October after registering 16 points (5G, 11A) ... Notched a season-long six-game point streak (1G, 6A) from Dec. 23-Jan. 4 ... Scored his first NHL goal on Oct. 19 vs. COL as part of a three-point night ... Netted the game-winning shootout goal vs. DET on Oct. 6 after posting his first career NHL point (1A) in regulation. **2006-07:** Captured the Ontario Hockey League scoring title with 145 points (62G, 83A) in 58 regular-season games with the London Knights ... Earned the Emms Family Award as the OHL Rookie of the Year and was runner-up for the Red Tilson Trophy as OHL MVP.

## INTERNATIONAL CAREER

Selected as captain for Team USA for the second straight year at the 2019 IIHF World Championship where he led the team with 10 assists and 12 points ... Named captain for the United States at the 2018 IIHF World Championship in Copenhagen/Herring, leading the tournament in assists (12) and points (20) in ten games ... Paced the United States in goals (8), assists (12) and points (20) ... Voted the World Championship's Most Valuable Player ... Named to the IIHF World Championship All-Star Team ... Captured the bronze medal for the United States. Represented Team USA at the 2016 World Cup of Hockey, tallying two assists in three tilts ... Made his second career Olympic appearance at the 2014 Winter Games in Sochi, tallying four assists in six games with Team USA ... Ranked third among American forwards with 17:42 of ice time per game ... Was the second-youngest medalist in hockey at

LEADERSHIP
PLAYERS
2019-20
OPPONENTS
TRANSITION
RECORDS
PLAYOFFS
HISTORY
MINORS
MEDIA

## INTERNATIONAL CAREER (CONT.)

the 2010 Winter Olympic Games in Vancouver, earning a silver medal as the youngest member of the USA squad ... Ranked third on Team USA with five points (3G, 2A), including four points in the medal rounds against Finland (2G) and Canada (2A) ... Represented Team USA at the 2008 World Junior Championship and was selected to the First All-Star Team after sharing first on the team with 10 points (3G, 7A) ... Won a gold medal at the 2006 U18 WJC, leading the team in goals (7) and pacing the tournament with 12 points in six games ... Led the USA U17 Select Team with seven points in four games at the 2004 U17 Five Nations Tournament in Halle, Germany.

## CAREER STATISTICS

## REGULAR SEASON

## PLAYOFFS

SEASON	TEAM	LEAGUE	GP	G	A	PTS	+/-	PIM	GP	G	A	PTS	+/-	PIM
2003-04	Detroit	MWEHL	70	83	77	160	-	-	-	-	-	-	-	-
2004-05	USNTDP	U17	63	32	38	70	-	16	9	7	8	15	0	2
2005-06	USNTDP	U18	58	52	50	102	-	22	-	-	-	-	-	-
	USA	WJC U18	6	7	5	12	5	2	-	-	-	-	-	-
2006-07	London	OHL	58	62	83	145	42	52	16	10	21	31	2	16
	USA	WJC	7	5	4	9	2	4	-	-	-	-	-	-
2007-08	CHICAGO	NHL	82	21	51	72	-5	52	-	-	-	-	-	-
	USA	WC	7	3	7	10	0	0	-	-	-	-	-	-
2008-09	CHICAGO	NHL	80	25	45	70	-2	42	16	9	5	14	-9	12
2009-10	CHICAGO	NHL	82	30	58	88	16	20	22	10	18	28	-2	6
	USA	OLY	6	3	2	5	4	2	-	-	-	-	-	-
2010-11	CHICAGO	NHL	73	27	46	73	7	28	7	1	5	6	-1	2
2011-12	CHICAGO	NHL	82	23	43	66	7	40	6	0	4	4	1	10
2012-13	CHICAGO	NHL	47	23	32	55	11	8	23	9	10	19	7	8
	Biel	Swiss	20	13	10	23	-	6	-	-	-	-	-	-
2013-14	CHICAGO	NHL	69	29	40	69	7	22	19	8	12	20	5	8
	USA	OLY	6	0	4	4	2	6	-	-	-	-	-	-
2014-15	CHICAGO	NHL	61	27	37	64	10	10	23	11	12	23	7	0
2015-16	CHICAGO	NHL	82	46	60	106	17	30	7	1	6	7	-1	14
2016-17	CHICAGO	NHL	82	34	55	89	11	32	4	1	1	2	-3	2
	USA	W-CUP	3	0	2	2	-4	0	-	-	-	-	-	-
2017-18	CHICAGO	NHL	82	27	49	76	-20	32	-	-	-	-	-	-
	USA	WC	10	8	12	20	-2	0	-	-	-	-	-	-
2018-19	CHICAGO	NHL	81	44	66	110	2	22	-	-	-	-	-	-
	USA	WC	8	2	10	12	0	4	-	-	-	-	-	-
2019-20	CHICAGO	NHL	70	33	51	84	8	40	9	2	7	9	0	2
NHL TOTALS			973	389	633	1,022	69	378	136	52	80	132	4	64

LEADERSHIP

PLAYERS

2019-20

OPPONENTS

TRADITION

RECORDS

PLAYOFFS

HISTORY

MINORS

MEDIA

# DUNCAN KEITH

## DUNCAN KEITH

DEFENSE • 2

SHOOTS: **LEFT**

HEIGHT: **6'11"** WEIGHT: **192**

BIRTHDATE: **JULY 16, 1983**

BIRTHPLACE: **WINNIPEG, MANITOBA**

HOMETOWN: **PENTICTON, BRITISH COLUMBIA**



### DRAFT POSITION

Blackhawks' second-round selection (54th overall) in the 2002 National Hockey League Draft.

### CAREER TRANSACTIONS

Agreed to terms with the Blackhawks on a four-year contract on July 13, 2006 ... Agreed to terms with the Blackhawks on a 13-year contract extension on Dec. 3, 2009.

### CAREER HIGHLIGHTS

Passed Bobby Hull (1036) for third most games played in team history on Jan. 1 vs. BOS ... Skated in his 1,000th career game on Oct. 13 vs. STL ... Posted career-best numbers in the 2009-10 regular season with 14 goals, 55 assists and 69 points ... Matched his career best with 55 assists in 2013-14 ... Has led Chicago in average ice time for 12 consecutive seasons ... Is one of four defensemen in franchise history to reach the 30-point mark in 10 or more seasons and one of three to record two seasons of 60-plus points (C. Chelios, D. Wilson) ... Recorded a regular-season career-high ice time of 34:32 on March 9, 2011 at TBL ... Recorded a career-long eight-game point and assist streak (10A) from Nov. 19-Dec. 3, 2013 ... Skated in his 900th NHL game on March 10, 2017 at DET ... Earned the 2015 Conn Smythe Trophy as the Most Valuable Player in the postseason ... Notched playoff career bests in assists (18) and points (21, tying a franchise record among defensemen) during the 2015 postseason ... Skated in a postseason career-high 49:51 of TOI on May 19, 2015, in Game 2 of the Western Conference Final vs. ANA ... Set a playoff career-long five-game assist streak (8A) from May 23-June 3, 2015 ... Won the gold medal with Team Canada at the 2010 and 2014 Winter Olympics ... Named to four NHL All-Star Games (2008, 2011, 2015, 2017) ... Two-time winner of the James Norris Trophy as the NHL's top defenseman (2010, 2014) ... Won the Stanley Cup in 2010, 2013 and 2015 with Chicago.

### CAREER

**2019-20:** Finished the season with 27 points (3G, 24A) in 61 games ... Notched an assist in the season opener in Prague, Czech Republic on Oct. 4 at PHI as part of the National Hockey League's Global Series Had a four-game point streak (1G, 3A) from Nov. 2-7 ... Skated in his 1,000th game on Nov. 23 at DAL ... Missed nine games due to a groin injury (Nov. 30 - Dec. 15) ... Picked up his first multi-point effort of the year (2A) on Dec. 27 vs. NYI ... Logged a season-high six blocked shots on Jan. 15 at MTL ... Recorded his 500th career assist on Feb. 19 vs. NYR ... Notched his 600th career point (1A) on Feb. 21 vs. NSH ... Registered his 100th career goal on Feb. 25 at STL ... Skated in 28:45 of total ice time and recorded an assist on Feb. 27 at TBL ... Had a season-long five-game point streak (1G, 6A) from Feb. 19-27 ... Had two assists on March 3 vs. ANA ... Skated in a season-high 30:21 of total ice time on March 8 vs. STL. **2018-19:** Skated in all 82 games for the sixth time in his career, notching 40 points (6G, 34A) ... Led the Blackhawks in plus-minus (+13) ... Passed Bobby Hull (1,036) for third most games played in team history on Jan. 1 vs. BOS ... Skated in his 1,000th career game on Oct. 13 vs. STL ... Notched three assists on Oct. 7 vs. TOR. **2017-18:** Played in all 82 regular-season games for the fifth time in his career ... Led Blackhawks skaters in TOI/G (23:50) for the 13th straight year ... Notched two goals and paced Chicago blueliners with 30 assists ... Recorded six multi-point games ... Tallied an assist in two straight games to open the 2017-18 campaign ... Compiled a season-long four-game point streak (5A) from Oct. 14 - 21 ... Scored his first goal of the year on Feb. 15 vs. ANA. **2016-17:** Led Blackhawks defensemen in goals (6), assists (47) and points (53) in 80 regular-season games ... Collected two assists on Dec. 15 vs. NYI to pass P. Pilote for fourth-most points (478) by a Blackhawks defenseman ... Tallied his 400th career assist on Jan. 5 ... Selected

### CAREER HIGHS

SOG	8			TWICE
GOALS	2			TWICE
ASSISTS	4	@ CBJ	03/20/12	
POINTS	4	@ CBJ	03/20/12	
PIM	29	@ NSH	12/01/18	

### KEITH VS. NHL

	GP	G	A	PTS	PIM
ANA	50	5	21	26	29
ARI	49	3	26	29	24
BOS	20	3	6	9	4
BUF	20	4	11	15	12
CGY	52	4	20	24	36
CAR	20	0	3	3	4
COL	60	3	31	34	24
CBJ	65	6	32	38	35
DAL	61	5	28	33	28
DET	65	7	29	36	34
EDM	51	8	25	33	24
FLA	21	1	9	10	4
LAK	50	4	28	32	14
MIN	55	5	19	24	26
MON	19	0	7	7	10
NSH	81	6	39	45	77
NJD	18	1	11	12	4
NYI	20	0	13	13	6
NYR	20	1	11	12	4
OTT	19	2	11	13	8
PHI	20	2	6	8	2
PIT	19	1	6	7	12
SJS	52	7	19	26	45
STL	78	11	29	40	56
TBL	19	2	9	11	14
TOR	20	3	17	20	8
VAN	51	5	19	22	49
VGK	8	0	3	3	4
WAS	18	1	8	9	6
WPG	37	3	13	16	20
<b>TOTALS</b>	<b>1138</b>	<b>101</b>	<b>509</b>	<b>610</b>	<b>623</b>

# ALTERNATE CAPTAIN | DEFENSE #2

## CAREER (CONT.)

to the 2017 All-Star Game in Los Angeles ... Dished out an assist for his 500th career point on Feb. 26 vs. STL ... Recorded assists in four straight games (4A) from Feb. 26-March 4 ... Became the eighth player in team history to skate in 900 games on March 10 at DET ... Collected one helper in four games in the Western Conference First Round vs. NSH. **2015-16:** Ranked second among team defensemen with 43 points (9G, 34A) in 67 regular-season games ... Ranked second on the team with 179:32 of shorthanded ice time and fourth with 116 blocked shots ... Recorded a six-game point streak (2G, 6A) from Nov. 25-Dec. 6 ... Became the sixth defenseman in franchise history to reach 800 games played on Jan. 10 vs. COL ... Logged a season-high 31:38 on Feb. 4 at ARI ... Missed 10 games (Oct. 22-Nov. 12) due to injury and six games (April 1-13) due to suspension ... Led team defensemen with five points (3G, 2A) in six postseason games during the WCFR vs. STL ... Missed Game 1 due to suspension. **2014-15:** Led club defensemen with 45 points and ranked fourth on the team with 35 assists ... Ranked seventh in the NHL with a team-high 25:33 of ice time, marking the 10th consecutive season he has led the club in TOI ... Notched five multi-point outings and four four-game point streaks ... Skated in his 700th NHL game on Nov. 7 vs. WSH ... Made his third career NHL All-Star Game appearance on Jan. 25 in Columbus, registering one assist ... Tallied his 400th career point with the game-winning goal on Jan. 30 at ANA ... Paced league defensemen with a career-best 18 assists and 21 points in 23 postseason contests en route to the 2015 Stanley Cup championship ... Equaled a franchise record for points by a defenseman in one playoff year ... Became the fourth skater in league history to log 700 minutes in one playoff year since TOI was introduced as an official stat in 1998 ... Skated in his 100th career postseason game in Game 1 of the Second Round vs. MIN on May 1 ... Registered a playoff career-high 49:51 of TOI on May 19 in Game 2 of the Western Conference Final vs. ANA ... Set a playoff career-long five-game assist streak (8A) from May 23-June 3 ... Netted the Stanley Cup-clinching goal in Game 6 of the Stanley Cup Final vs. TBL on June 15 to help Chicago win the championship on home ice for the first time since since April 12, 1938 ... Won the 2015 Conn Smythe Trophy as the most valuable player in the postseason, the first defenseman to do so since 2007 (S. Niedermayer). **2013-14:** Awarded the 2014 Norris Trophy as the league's best defenseman ... Paced team blueliners and ranked second among NHL defensemen with 61 points (6G, 55A) in 79 regular-season games ... Ranked sixth in the league and matched his career high with a club-most 55 assists ... Ranked seventh among league blueliners with 198 shots on goal ... Led the team with 24:38 TOI per game ... Recorded a career-long eight-game point and assist streak (10A) from Nov. 19-Dec. 3 ... Reached the 40-assist mark in 46 games, the quickest for a defenseman in franchise history ... Posted his 300th career assist on March 16 vs. DET ... Named the NHL's Third Star for the week ending Dec. 1 ... Shared sixth among NHL defensemen with 12 multi-point games ... Missed one game due to illness (Jan. 23) ... Registered 11 points (4G, 7A) in 19 Stanley Cup Playoffs games ... Ranked second among team defensemen in scoring ... Ranked sixth in the NHL with a team-high 27:49 of average ice time ... Equaled a playoff career high with four points and three assists in Game 6 of the Western Conference First Round vs. STL on April 27, and was one of only two NHL defensemen to record four points in a single game during the postseason. **2012-13:** Paced team defensemen and shared fourth on the club with 27 points (3G, 24A) in 47 regular-season games ... Shared fifth among NHL defensemen in assists ... Recorded a career-high 19 PIM on Feb. 5 at SJS ... Posted five multi-point games, including two three-point outings ... Registered a season-high three assists on March 25 vs. LAK, including his 300th NHL helper ... Appeared in his 600th NHL game on April 12 vs. DET ... Skated in a season-high 30:30 on April 20 vs. ARI ... Shared third among league defensemen with 13 points in 22 postseason games en route to the 2013 Stanley Cup championship ... Shared first on the team and seventh in the league with 11 helpers ... Registered over 40 minutes of ice time in back-to-back games, including a postseason-high 48:40 on June 12 in Game 1 of the Stanley Cup Final vs. BOS ... Missed one game due to suspension (June 6). **2011-12:** Led team defensemen with 36 assists and 40 points in 74 regular-season tilts ... His 36 helpers shared third on the team ... Shared first in the NHL with a team-high 26:53 TOI per game, marking the seventh consecutive season in which he led Chicago in ice time ... Paced team defensemen with nine multi-point efforts and 162 shots on goal ... Led Blackhawks defensemen with four goals and ranked second with 19 points at the United Center ... Collected his 200th NHL assist on Nov. 18 at CGY ... Posted a season-long five-game point streak (2G, 4A) from Nov. 10-18 ... Registered a season-high six blocked shots on Jan. 31 at VAN ... Notched a career-high four assists on March 20 at CBJ ... Missed three games due to injury (Nov. 3-6) and five games due to suspension (March 25-April 1) ... Registered one assist in six postseason appearances in the 2012 Western Conference Quarterfinals vs. ARI ... Led the league with a postseason career-high average TOI of 30:15. **2010-11:** Ranked second among club defensemen with seven goals, 38 assists and 45 points ... Led the NHL for the first time in his career with 26:55 of ice time per game, his sixth straight season pacing the club in TOI ... Finished second among team blueliners with nine multi-point efforts, including one season-high three-point outing (Oct. 29 vs. EDM, 3A) ... Voted by fans as one of two starting defensemen for the 2011 NHL All-Star Game in Raleigh ... Collected one assist for Team Lidstrom in his second career All-Star appearance ... Recorded a season-high 6 SOG twice (Jan. 25 vs. MIN, Feb. 27 vs. ARI) ... Logged more than 30:00 of ice time 13 times, including a regular-season career-high 34:32 on March 9 at TBL ... Netted a team-best four goals and tied for the club lead with six points in seven games vs. VAN in the 2011 WCFR ... Logged a team-high 26:55 TOI per game ... Notched the GWG in Game 4 on April 19 ... Registered a postseason career-high four points (2G, 2A) in Game 5 on April 21. **2009-10:** Won the 2010 James Norris Memorial Trophy as the NHL's top defenseman ... Ranked second on the team and second among NHL defensemen with a career-high 69 points, including career bests in goals (14) and assists (55) ... Posted the most points by a Chicago defenseman since 1995-96 (C. Chelios, 72) ... Led league blueliners in goals (10), assists (38) and points (48) at even strength ... Ranked second among NHL defensemen with 15 multi-point outings ... Led league defensemen and shared third overall with five shorthanded points (1G, 4A) ... Ranked second on the club with 143 blocked shots ... Paced the club for the fifth consecutive season and ranked second in the league with an average TOI of 26:35 ... Collected his 100th NHL assist on Oct. 14 vs. EDM ... Recorded a multi-goal game in a three-point night (2G, 1A) on Jan. 7 at BOS ... Registered assists in seven consecutive games from Dec. 18-29, marking the team's longest assist streak of the campaign ... Collected a season-high three assists twice (Nov. 19 at CGY, Nov. 25 at SJS) ... Logged over 30:00 eight times, including a season-high 32:40 on March 14 vs. WSH ... Finished second among NHL defensemen with 17 points (2G, 15A) in 22 playoff tilts, helping the Blackhawks win the 2010 Stanley Cup championship ... Ranked third on the club with a career-best 15 assists in the postseason ... Recorded three multi-point outings ... Established a postseason career high with three assists in Game 4 of the Stanley Cup Final on June 4 at PHI ... Paced blueliners and ranked seventh overall in the postseason with 61 SOG. **2008-09:** Led NHL defensemen and tied for fourth overall in the league with a career-high +33 plus/minus rating ... Shared the lead among team defensemen with eight goals and ranked second among team blueliners with 36 assists and 44 points in 77 regular-season games ...

LEADERSHIP

PLAYERS

2019-20

OPPONENTS

TRADITION

RECORDS

PLAYOFFS

HISTORY

MINORS

MEDIA



# DUNCAN KEITH

## CAREER (CONT.)

Led the Blackhawks in TOI for the fourth consecutive season, averaging 25:34 per game and ranking seventh in the league ... Posted points in five straight contests (1G, 5A) from Jan. 11-31 ... Posted a season-high three assists on March 22 vs. LAK ... Recorded 13 multi-point performances ... Tallied the overtime winner on Dec. 19 at CGY, his 100th career NHL point ... Logged a season-high 32:00 TOI on Oct. 18 at STL ... Missed four games due to injury (Jan. 16-21), snapping a streak of 273 consecutive games ... Collected six assists and 10 PIM in 17 games during his Stanley Cup Playoffs debut ... Ranked second on Chicago in average TOI (24:38) and third in blocked shots (30) ... Tallied his first career postseason points (2A) in Game 1 of the Western Conference Semifinals vs. VAN on April 30 ... Tallied assists in three straight games (4A) from April 30-May 5. **2007-08:** Played 82 regular-season games for the second consecutive season ... Led the squad for the third straight season with 25:33 of average TOI ... Logged a season-high 34:14 TOI on Jan. 8 vs. MTL ... Skated in his 200th career NHL tilt on Dec. 30 vs. LAK ... Paced team defensemen with 12 goals and shared first with 32 points ... Represented Chicago at the 2008 NHL All-Star Game in Atlanta ... Notched a season-high two points five times, including a season-best two assists twice ... Tallied a point in a season-long three straight games (1G, 2A) from Feb. 2-7. **2006-07:** Led team defensemen with 29 assists and 31 points while skating in all 82 regular-season tilts ... Paced the squad in average TOI (23:35) and blocked shots (148) ... Awarded his first career penalty shot on March 30 against CBJ (no goal). **2005-06:** Made his NHL debut, posting 21 points (9G, 12A) in 81 regular-season contests with Chicago ... Ranked second among NHL rookie blueliners with a team-high 23:25 average TOI and shared fourth among NHL first-year defensemen with nine goals ... Skated 24:18 in his NHL debut on Oct. 5 vs. ANA ... Accrued a career-high 79 PIM. **2004-05:** Recorded 17 assists and 26 points in 79 regular-season games with the American Hockey League's Norfolk Admirals ... Posted the only hat trick of his professional career on Feb. 18 vs. Hershey ... Racked up 14 PIM and was held scoreless in six Calder Cup Playoffs contests. **2003-04:** Made his professional debut in 75 regular-season games with Norfolk, posting seven goals, 25 points and 44 PIM ... Made his professional postseason debut, accruing two points (1G, 1A) in eight tilts. **2002-03:** Split the season between the Western Hockey League's Kelowna Rockets and the Central Collegiate Hockey League's Michigan State ... Amassed 46 points (11G, 35A) in 37 regular-season matchups with Kelowna ... Added 14 points (3G, 11A) in 19 playoff outings with Kelowna ... Opened the season with Michigan State, posting three goals and five assists in 13 contests. **2001-02:** Recorded 15 points (3G, 12A) and 18 PIM in 41 games with Michigan State. **2000-01:** Played in 60 games for Penticton of the British Columbia Hockey League, accruing 64 assists, 82 points and 61 PIM ... Appeared in nine playoff games for Penticton, registering 10 points (4G, 6A) and 18 PIM.

## INTERNATIONAL CAREER

Won a gold medal with Team Canada at the 2014 Olympic Games in Sochi, tallying one assist in six games ... Led Team Canada at the 2012 World Championship with 10 assists and 11 points in eight games, while averaging a team-high 22:28 TOI ... Won a gold medal with Team Canada at the 2010 Winter Olympic Games in Vancouver ... Tied for 10th in the tournament and second among defensemen with six points (6A) ... Led Team Canada with an average TOI of 20:44 ... Skated for Team Canada at the 2008 IIHF World Championship, accruing two assists and 6 PIM in nine games.

LEADERSHIP

PLAYERS

2019-20

OPPONENTS

TRADITION

RECORDS

PLAYOFFS

HISTORY

MINORS

MEDIA

# ALTERNATE CAPTAIN | DEFENSE #2

## CAREER STATISTICS

## REGULAR SEASON

## PLAYOFFS

SEASON	TEAM	LEAGUE	GP	G	A	PTS	+/-	PIM	GP	G	A	PTS	+/-	PIM
1998-99	Penticton	BCAHA	44	51	57	108	-	45	-	-	-	-	-	-
1999-2000	Penticton	BCHL	59	9	27	36	-	37	-	-	-	-	-	-
2000-01	Penticton	BCHL	60	18	64	82	-	61	9	4	6	10	-	18
2001-02	Michigan State	NCAA	41	3	12	15	-	18	-	-	-	-	-	-
2002-03	Kelowna	WHL	37	11	35	46	32	60	19	3	11	14	5	12
	Michigan State	NCAA	15	3	6	9	-	8	-	-	-	-	-	-
2003-04	Norfolk	AHL	75	7	18	25	-8	44	8	1	1	2	-2	6
2004-05	Norfolk	AHL	79	9	17	26	-	78	6	0	0	0	-3	14
2005-06	CHICAGO	NHL	81	9	12	21	-11	79	-	-	-	-	-	-
2006-07	CHICAGO	NHL	82	2	29	31	-	76	-	-	-	-	-	-
2007-08	CHICAGO	NHL	82	12	20	32	30	56	-	-	-	-	-	-
	Canada	WC	9	0	2	2	-	6	-	-	-	-	-	-
2008-09	CHICAGO	NHL	77	8	36	44	33	60	17	0	6	6	1	10
2009-10	CHICAGO	NHL	82	14	55	69	21	51	22	2	15	17	2	10
	Canada	OLY	7	0	6	6	6	2	-	-	-	-	-	-
2010-11	CHICAGO	NHL	82	7	38	45	-1	22	7	4	2	6	-3	6
2011-12	CHICAGO	NHL	74	4	36	40	15	42	6	0	1	1	1	2
	Canada	WC	8	1	10	11	7	0	-	-	-	-	-	-
2012-13	CHICAGO	NHL	47	3	24	27	16	31	22	2	11	13	10	18
2013-14	CHICAGO	NHL	79	6	55	61	22	28	19	4	7	11	7	8
	Canada	OLY	6	0	1	1	6	4	-	-	-	-	-	-
2014-15	CHICAGO	NHL	80	10	35	45	12	20	23	3	18	21	16	4
2015-16	CHICAGO	NHL	67	9	34	43	13	26	6	3	2	5	3	2
2016-17	CHICAGO	NHL	80	6	47	53	22	16	4	0	1	1	-6	2
2017-18	CHICAGO	NHL	82	2	30	32	-29	28	-	-	-	-	-	-
2018-19	CHICAGO	NHL	82	6	34	40	13	70	-	-	-	-	-	-
2019-20	CHICAGO	NHL	61	3	24	27	1	18	9	0	5	5	-7	4
NHL TOTALS			1,138	101	509	610	157	623	135	18	68	86	24	66

LEADERSHIP

PLAYERS

2019-20

OPPONENTS

TRADITION

RECORDS

PLAYOFFS

HISTORY

MINORS

MEDIA

## DOMINIK KUBALIK

FORWARD • 8

(DAHM-ihh-ihk KOO-bah-leek)

SHOOTS: **LEFT**

HEIGHT: **6'2"** WEIGHT: **179**

BIRTHDATE: **AUGUST 21, 1995**

BIRTHPLACE: **PLZEN, CZECH REPUBLIC**



### DRAFT POSITION

Kings' seventh-round selection (191st overall) in the 2013 National Hockey League Draft.

### CAREER TRANSACTIONS

Traded by LAK to Chicago in exchange for ARI's fifth-round pick in the 2019 NHL Draft on Dec. 30, 2018.

### CAREER

**2019-20:** Finished his rookie season with 46 points (30G, 16A) in 68 games ... Named a finalist for the Calder Trophy along with Cale Makar and Quinn Hughes ... Led all NHL rookies in goals (30) and his 46 points were third among first year players ... Finished in second in goals on the Blackhawks and third in points ... Made his National Hockey League debut on Oct. 4 ... Recorded his first NHL point - his first NHL goal - on Oct. 10 vs. SJS ... Tallied his first career multi-point game (1G, 1A) on Dec. 21 at COL ... Notched a career-high three assists on Jan. 2 at VAN ... Recorded his first multi-goal game (2G) of his career on Jan. 11 vs. ANA ... Had a goal in five straight games, the second longest rookie goal streak in team history, from Jan. 5-14 ... Had a career-long 6-game point streak (7G, 3A) from Jan. 2-14 ... Named the NHL Rookie of the Month for January after leading all rookies with 10 goals and 14 points ... Netted his first career hat trick on Feb. 27 at TBL ... Scored his 30th goal of the year on March 11 vs. SJS, becoming just the fifth Blackhawks' rookie to score 30 goals in a season. **2018-19:** Paced the National League in Switzerland with 57 points, was second with 32 assists and third with 25 goals en route to being named the league's most valuable player. **2017-18:** Split the season between HC Ambri-Piotta and HC Plzen of the Czech Extraliga ... Picked up 27 points (10G, 17A) in 25 regular-season games for Ambri-Piotta while adding seven points (1G, 6A) in 10 relegation contests ... Had 16 goals and eight helpers in 20 games for Plzen. **2016-17:** Paced the Czech Extraliga with 29 goals and added 19 assists in 51 regular-season games for HC Plzen ... Recorded three goals and two assists in 11 playoff games. **2015-16:** Led the Czech Extraliga with 25 markers and also had 15 assists for HC Plzen ... Tallied four points (1G, 3A) in 11 postseason contests. **2014-15:** Spent time with HC Plzen of the Czech Extraliga, HC Havlickuv Brod of Czech2, HC Klatovy of Czech3 and HC Plzen U20 of the Czech U20 league ... Had seven points (3G, 4A) in 35 regular-season games with HC Plzen ... Added a goal and an assist in four playoff games ... Had two points (1G, 1A) in four games for Havlickuv Brod ... Notched a marker in two games for Klatovy ... Registered 27 points (18G, 9A) in 16 regular-season games with Plzen U20 ... Had three goals and two helpers in four Czech U20 postseason contests. **2013-14:** Split the season between the Sudbury Wolves and Kitchener Rangers of the Ontario Hockey League ... Posted 13 markers and 10 assists in 36 games with the Wolves ... Had six points (5G, 1A) in 23 games with Kitchener. **2012-13:** Recorded 34 points (17G, 17A) in 67 games with the Wolves ... Tacked on three goals and three assists in nine postseason contests.

### INTERNATIONAL CAREER

Shared eighth among all skaters with 12 points and shared seventh with six goals at the 2019 World Championships ... Scored three goals and added five assists in eight games for the Czech Republic at the 2018 World Championships ... Netted two goals at the 2018 Olympic Games ... Captained the Czech Republic at the 2015 IIHF World Junior Championship ... Notched five helpers in five games at the 2013 IIHF U18 World Juniors.

### CAREER HIGHS

SOG	10	WSH	10/20/19
GOALS	3	@ TBL	2/27/20
ASSISTS	3	@ VAN	1/2/20
POINTS	3		THREE TIMES
PIM	4	EDM	10/14/19

### KUBALIK VS. NHL

	GP	G	A	PTS	PIM
ANA	3	2	1	3	0
ARI	3	1	1	2	0
BOS	2	0	0	0	0
BUF	1	0	1	1	0
CGY	3	2	1	3	0
CAR	2	0	0	0	0
COL	4	2	1	3	0
CBJ	2	0	1	1	0
DAL	3	1	0	1	0
DET	2	1	0	1	2
EDM	3	0	1	1	4
FLA	2	0	1	1	0
LAK	2	1	1	2	0
MIN	2	0	0	0	0
MON	1	0	0	0	0
NSH	4	2	0	2	0
NJD	2	0	0	0	0
NYI	1	1	0	1	0
NYR	1	2	0	2	0
OTT	1	2	0	2	2
PHI	2	0	0	0	2
PIT	1	1	0	1	0
SJS	3	2	0	2	0
STL	4	0	1	1	2
TBL	1	3	0	3	0
TOR	2	2	1	3	0
VAN	2	0	3	3	0
VKG	3	1	0	1	0
WAS	1	1	0	1	0
WPG	5	3	2	5	4
<b>TOTALS</b>	<b>68</b>	<b>30</b>	<b>16</b>	<b>46</b>	<b>16</b>

## CAREER STATISTICS

## REGULAR SEASON

## PLAYOFFS

SEASON	TEAM	LEAGUE	GP	G	A	PTS	+/-	PIM	GP	G	A	PTS	+/-	PIM
2011-12	Pízen HC	Czech	8	1	0	1	-2	0	-	-	-	-	-	-
2012-13	Sadbury	OHL	67	17	17	34	-3	25	9	3	3	6	0	4
2013-14	Sadbury	OHL	36	13	10	23	0	35	-	-	-	-	-	-
	Kitchener	OHL	23	5	1	6	-16	11	-	-	-	-	-	-
2014-15	Pízen HC	Czech	35	3	4	7	-8	35	4	1	1	2	-	2
2015-16	Pízen HC	Czech	48	25	15	40	1	20	11	1	3	4	-	8
2016-17	Pízen HC	Czech	51	29	19	48	3	22	11	3	2	5	-	2
2017-18	Pízen HC	Czech	20	16	8	24	8	2	-	-	-	-	-	-
	Ambri-Piotta	NLA	25	10	17	27	-6	39	5	1	3	4	-	4
2018-19	Ambri-Piotta	NLA	50	25	32	57	5	18	5	1	5	6	-	6
2019-20	CHICAGO	NHL	68	30	16	46	2	16	9	4	4	8	-2	4
NHL TOTALS			68	30	16	46	2	16	9	4	4	8	-2	4

LEADERSHIP

PLAYERS

2019-20

OPPONENTS

TRADITION

RECORDS

PLAYOFFS

HISTORY

MINORS

MEDIA

## KEVIN LANKINEN

GOALTENDER • 34


(LAHNK-ih-nehn)

CATCHES: **LEFT**

HEIGHT: **6'2"** WEIGHT: **185**

BIRTHDATE: **APRIL 28, 1995**

BIRTHPLACE: **HELSINKI, FIN**



### DRAFT POSITION

Undrafted.

### CAREER TRANSACTIONS

Signed as a free agent by Chicago on May 21, 2018 ... Signed a two-year contract extension with Chicago on April 2, 2020.

### CAREER

**2019-20:** Notched an 8-10-2 record with a 3.03 goals-against average and a .909 save percentage with Rockford this season ... Was named a 2020 AHL All-Star for the first time in his career ... Won four of his first five games on the year, combining for a 1.99 GAA and .937 save percentage during that span ... Set an Rockford franchise record with 55 saves on 56 shots in a 2-1 overtime win against Milwaukee on Dec. 10. **2018-19:** Split time between the Rockford IceHogs of the American Hockey League and the Indy Fuel of the ECHL during the 2018-19 season ... Made six appearances with Indy, posting a 4-2-0 record with a 3.18 goals-against average and a .893 save percentage ... Recorded a 7-8-4 record, a 2.50 GAA and a .910 SV% with Rockford ... Made his North American professional hockey debut with the Rockford IceHogs on Oct. 5 at Cleveland ... Won his first game with Rockford on Dec. 2 vs. San Antonio.

### CAREER HIGHS

SHOTS FACED N/A  
SAVES N/A  
GA N/A  
CAREER SHUTOUTS: N/A

### LANKINEN VS. NHL

	GP	MIN	W-L-OTL	SVS%
ANA	0	0	0-0-0	.000
ARI	0	0	0-0-0	.000
BOS	0	0	0-0-0	.000
BUF	0	0	0-0-0	.000
CAR	0	0	0-0-0	.000
CBJ	0	0	0-0-0	.000
CGY	0	0	0-0-0	.000
CHI	0	0	0-0-0	.000
COL	0	0	0-0-0	.000
DAL	0	0	0-0-0	.000
DET	0	0	0-0-0	.000
EDM	0	0	0-0-0	.000
FLA	0	0	0-0-0	.000
LAK	0	0	0-0-0	.000
MIN	0	0	0-0-0	.000
MTL	0	0	0-0-0	.000
NJD	0	0	0-0-0	.000
NSH	0	0	0-0-0	.000
NYI	0	0	0-0-0	.000
NYR	0	0	0-0-0	.000
OTT	0	0	0-0-0	.000
PHI	0	0	0-0-0	.000
PIT	0	0	0-0-0	.000
SJS	0	0	0-0-0	.000
STL	0	0	0-0-0	.000
TBL	0	0	0-0-0	.000
TOR	0	0	0-0-0	.000
VAN	0	0	0-0-0	.000
VGK	0	0	0-0-0	.000
WPG	0	0	0-0-0	.000
WSH	0	0	0-0-0	.000
<b>TOTALS:</b>	<b>0</b>	<b>0</b>	<b>0-0-0</b>	<b>.000</b>

## CAREER STATISTICS

SEASON	TEAM	LEAGUE	REGULAR SEASON					PLAYOFFS				
			GP	MINS	GA	GAA	W-L-T/OTL SO	GP	MINS	GA	GAA	W-L SO
2012-13	Jokerit U18	Jr B SM-sarja Q	6	-	-	1.64	-- -	10	-	-	.87	- 0
	Jokerit U20	Jr. A SM-liiga	23	-	-	2.92	-- -	6	-	-	2.38	- 0
2013-14	Jokerit U20	Jr A SM-liiga	36	-	-	2.33	-- -	4	-	-	2.09	- 0
	Jokerit Helsinki	SM-liiga	1	17	2	7.16	0-0-0 0	-	-	-	-	- -
2014-15	HIFK Helsinki	SM-liiga	24	1,307	50	2.29	8-10-5 0	-	-	-	-	- -
	Kiekko	Mestis	10	-	-	3.29	-- -	-	-	-	-	- -
2015-16	HIFK Helsinki	SM-liiga	24	1423	56	2.36	12-5-6 0	-	-	-	-	- -
	KooKoo Kouvola	SM-liiga	2	128	5	2.34	0-0-2 0	-	-	-	-	- -
2016-17	HIFK Helsinki	SM-liiga	42	2443	87	2.14	13-19-9 7	13	-	-	2.50	- -
2017-18	HIFK Helsinki	SM-liiga	15	900	20	1.33	10-3-2 4	13	-	-	1.99	- -
2018-19	Ketterä Imatra	Mestis	2	120	3	1.50	- -	-	-	-	-	- -
	Rockford	AHL	19	1,151	48	2.50	7-12-1 0	-	-	-	-	- -
2019-20	Indy	ECHL	6	358	19	3.18	4-2-0 0	-	-	-	-	- -
	Rockford	AHL	21	1,189	60	3.03	8-10-2 0	-	-	-	-	- -

LEADERSHIP

PLAYERS

2019-20

OPPONENTS

TRADITION

RECORDS

PLAYOFFS

HISTORY

MINORS

MEDIA



# CONNOR MURPHY

## CONNOR MURPHY


DEFENSE • 5

SHOOTS: **RIGHT**

HEIGHT: **6'4"** WEIGHT: **212**

BIRTHDATE: **MARCH 26, 1993**

BIRTHPLACE: **DUBLIN, OHIO**



### DRAFT POSITION

Arizona Coyotes' first-round selection (20th overall) in the 2011 National Hockey League Draft.

### CAREER TRANSACTIONS

Agreed to terms with the Arizona Coyotes on a three-year entry-level contract on August 4, 2011 ... Agreed to terms with ARZ on a six-year contract extension on July 28, 2016. Traded by ARI with Laurent Dauphin to Chicago in exchange for Niklas Hjalmarsson on June 23, 2017.

### CAREER HIGHLIGHTS

Netted career bests in points (17) in both 2015-16 and 2016-17 with ARI ... Posted a career-high 15 assists during the 2016-17 campaign with ARI ... Notched a career-best six goals during the 2015-16 season with ARI ... Skated in a regular-season career-high 28:26 on March 26, 2016 vs. PHI ... Skated in his 200th NHL game on Nov. 27, 2016 at EDM.

### CAREER

**2019-20:** Recorded a career-high 19 points (5G, 14A) in 58 regular-season games ... Paced the team with 128 hits and 138 blocked shots ... Averaged a career-high 21:15 of total ice time per game ... Missed the season opener with a groin injury ... Missed 11 games due to a groin injury from Oct. 24-Nov. 13 ... Netted his first goal of the year on Nov. 19 vs. CAR ... Skated in his 400th career game on Nov. 30 at COL ... Picked up two helpers on Dec. 5 at BOS ... Skated in a season-high 27:47 of total ice time and had an assist on Dec. 8 vs. ARI ... Notched two helpers on Dec. 15 vs. MIN ... Had a season-long three-game point streak (1G, 2A) from Dec. 29-Jan. 2 ... Recorded two assists and matched a season high with six blocked shots on Jan. 19 vs. WPG ... Logged five hits on Feb. 24 at DAL ... Scored a goal on Feb. 25 at STL. **2018-19:** Finished his second season with the Blackhawks, scoring five goals and adding eight assists in 52 games ... Recorded a two-assist game on Dec. 23 vs. FLA ... Notched a season-high six hits twice ... Played 22 or more minutes six times including a career high 24:29 on Jan. 20 vs. WSH. **2017-18:** Had 14 points (2G, 12A) in 76 games for the Blackhawks, his first year with the team ... Finished second on the club with 138 hits and third with 101 blocked shots ... Recorded his first point (1G) in a Blackhawks sweater on Nov. 9 at PHI ... Logged a season-high five hits on Nov. 15 vs. NYR ... Skated in a season-high 22:12 of TOI on Dec. 29 at EDM ... Compiled a season-best six blocks on March 18 vs. STL. **2016-17:** Matched a career best with 17 points (2G, 15A) in 77 regular-season games with ARI ... Added 119 blocked shots ... Collected two assists on Oct. 18 at OTT ... Logged a season-high 25:21 of ice time on Nov. 27 and Dec. 3 ... Skated in his 200th NHL game on Nov. 27 at EDM ... Notched a goal and an assist on March 21 at TBL. **2015-16:** Registered a career-high 17 points (6G, 11A) in 78 regular-season games with ARI ... Established career highs in games played, goals and PIM (48) ... Finished second on the club with 139 blocked shots ... Shared second among team defensemen in goals ... Notched a career-high 101 shots on goal ... Collected two helpers on Nov. 5 vs. COL ... Scored his first career power-play goal on Nov. 21 at WPG ... Logged a career-high 28:26 of ice time on March 26 vs. PHI. **2014-15:** Registered four goals and three assists in 73 regular-season games with ARI ... Ranked second on the team with 142 blocked shots ... Notched a goal and an assist on Nov. 11 vs. DAL ... Played in his 100th career NHL game on April 4 vs. SJS. **2013-14:** Split the season between ARI and the American Hockey League's Portland Pirates ... Posted a goal and seven assists in 30 regular-season games in his NHL debut with ARI ... Recorded his first career goal and 22:32 of ice time in his NHL debut on Nov. 16 vs. TBL ... Played in a season-high 26:50 of ice time on Dec. 10 ... Recorded his first career NHL assist on Dec. 12 vs.

### CAREER HIGHS

SOG	6	WPG	3/29/18
GOALS	1		25 TIMES
ASSISTS	2		SIX TIMES
POINTS	2		NINE TIMES
PIM	6	CGY	11/27/15

### MURPHY VS. NHL

	GP	G	A	PTS	PIM
ANA	22	0	4	4	16
ARI	8	0	2	2	2
BOS	11	0	3	3	4
BUF	12	2	1	3	8
CGY	21	0	4	4	21
CAR	9	2	1	3	0
CHI	10	2	0	2	10
COL	22	1	4	5	10
CBJ	12	0	1	1	6
DAL	23	2	7	9	8
DET	11	0	1	1	8
EDM	22	1	2	3	12
FLA	11	1	4	5	2
LAK	19	1	2	3	12
MIN	19	0	4	4	8
MON	11	1	2	3	4
NSH	17	0	0	0	10
NJD	13	0	1	1	8
NYI	10	0	2	2	4
NYR	10	0	2	2	0
OTT	11	0	3	3	14
PHI	10	2	2	4	5
PIT	10	1	0	1	4
SJS	25	2	2	4	10
STL	16	1	1	2	4
TBL	11	2	1	3	9
TOR	10	1	2	3	6
VAN	20	1	3	4	12
VGN	6	0	0	0	4
WAS	10	1	1	2	13
WPG	22	1	8	9	12
<b>TOTALS</b>	<b>444</b>	<b>25</b>	<b>70</b>	<b>95</b>	<b>246</b>

NYI ... Had a three-game point streak (3A) from Dec. 12-17 ... Notched his first career multi-point game (2A) on Jan. 4 vs. PHI ... Recorded 13 helpers in 36 regular-season games with Portland in his professional debut. **2012-13:** Played in 33 regular-season games while serving as an alternate captain with the Ontario Hockey League's Sarnia Sting ... Notched 18 points (6G, 12A) and 32 penalty minutes ... Picked up four power-play goals. **2011-12:** Set OHL career highs in games played (35), goals (8), assists (18) and points (26) ... Recorded a goal and two helpers in six playoff games with Sarnia, leading club blueliners in postseason scoring. **2010-11:** Played in nine USHL games for the U.S. National Team Development Program, totaling four points (3G, 1A). **2009-10:** Appeared in six games with the USNTDP U17 team and scored one goal.

## INTERNATIONAL CAREER

Captained Team USA at the 2017 IIHF World Championship in Cologne, Germany, and Paris, France, netting a goal and an assist in eight games ... Recorded five points (3G, 2A) in 10 games as an alternate captain for Team USA at the 2016 IIHF World Championship in Moscow and St. Petersburg, Russia, recording five points (3G, 2A) in 10 games ... Won bronze with Team USA at the 2015 IIHF World Championship in Prague and Ostrava, Czech Republic, skating in 10 tilts ... Skated in five games for Team USA at the 2014 IIHF World Championship in Belarus ... Won gold with Team USA at the 2013 IIHF U20 World Championship in Ufa, Russia, tallying one assist in seven contests ... Won a gold medal with Team USA at the 2011 IIHF U18 World Championship, compiling three goals and a helper in six games.

## CAREER STATISTICS

		REGULAR SEASON								PLAYOFFS					
SEASON	TEAM	LEAGUE	GP	G	A	PTS	+/-	PIM		GP	G	A	PTS	+/-	PIM
2009-10	USNTDP	U17	8	1	0	1	-	4		-	-	-	-	-	-
2010-11	USNTDP	U18	22	6	4	10	-	6		-	-	-	-	-	-
	USA	WJC U18	6	3	1	4	7	2		-	-	-	-	-	-
2011-12	Sarnia	OHL	35	8	18	26	-3	26		6	1	2	3	-2	6
2012-13	Sarnia	OHL	33	6	12	18	14	32		-	-	-	-	-	-
	USA	WJC	7	0	1	1	5	2		-	-	-	-	-	-
2013-14	ARIZONA	NHL	30	1	7	8	5	10		-	-	-	-	-	-
	Portland	AHL	36	0	13	13	-1	48		-	-	-	-	-	-
	USA	WC	5	0	0	0	-1	0		-	-	-	-	-	-
2014-15	ARIZONA	NHL	73	4	3	7	-27	42		-	-	-	-	-	-
	USA	WC	10	0	0	0	-2	0		-	-	-	-	-	-
2015-16	ARIZONA	NHL	78	6	11	17	5	48		-	-	-	-	-	-
	USA	WC	10	3	2	5	2	12		-	-	-	-	-	-
2016-17	ARIZONA	NHL	77	2	15	17	-13	45		-	-	-	-	-	-
	USA	WC	8	1	1	2	4	2		-	-	-	-	-	-
2017-18	CHICAGO	NHL	76	2	12	14	-3	34		-	-	-	-	-	-
	USA	WC	10	0	1	1	7	8		-	-	-	-	-	-
2018-19	CHICAGO	NHL	52	5	8	13	12	40		-	-	-	-	-	-
2019-20	CHICAGO	NHL	58	5	14	19	2	27		9	0	4	4	-1	4
NHL TOTALS			444	25	70	95	-19	246		9	0	4	4	-1	4

LEADERSHIP

PLAYERS

2019-20

OPPONENTS

TRADITION

RECORDS

PLAYOFFS

HISTORY

MINORS

MEDIA

# ALEX NYLANDER

## ALEX NYLANDER

FORWARD • 92

(NEE-lan-duhr)

SHOOTS: **RIGHT**

HEIGHT: **6'1"** WEIGHT: **175**

BIRTHDATE: **MARCH 2, 1998**

BIRTHPLACE: **CALGARY, ALBERTA**



### DRAFT POSITION

Sabres' first-round selection (eighth overall) in the 2016 National Hockey League Draft.

### CAREER TRANSACTIONS

Agreed to terms with the Buffalo Sabres on a three-year entry-level contract on July 15, 2016 ... Traded by BUF to CHI in exchange for Henri Jokiharju on July 9, 2019.

### CAREER HIGHLIGHTS

Picked up his first career NHL goal on April 6, 2018 at TBL ... Made his NHL debut on April 3, 2017 vs. BUF.

### CAREER

**2019-20:** Tallied 26 points (10G, 16A) in 65 games with the Blackhawks ... His 26 points shared ninth among league rookies ... Made his team debut, scoring his first goal as a Blackhawk on Oct. 4 at PHI as part of the NHL's Global Series in Prague, Czech Republic ... Scored his first career game-winning goal on Oct. 14 vs. EDM ... Tied career highs in points (2) and assists (2) on Oct. 20 vs. WSH ... Tallied a helper and had career highs in shots (7) and TOI (16:33) on Nov. 3 at ANA ... Notched his first career multi-goal game in the NHL on Nov. 16 at NSH ... Recorded a goal and an assist on Dec. 19 at WPG ... Picked up two points (1G, 1A) on Jan. 19 vs. WPG ... Tallied his second multi-goal game (2G) and fifth multi-point game of the year on Feb. 15 at CGY ... Matched a season high with two points (1G, 1A) on March 3 vs. ANA ... Had a goal and an assist on March 11 vs. SJS. **2018-19:** Split the season between the Buffalo Sabres and Rochester Americans of the American Hockey League ... Recorded two goals and two assists in 12 games with BUF ... Notched his first career multi-point game (2A) on March 17 vs. STL ... Notched a point (2G, 2A) in three straight games from March 17-23 ... Tallied 31 points (12G, 19A) in 49 games with the Americans. **2017-18:** Spent time with the Sabres and Americans ... Netted one goal in three games with BUF ... Scored his first career NHL marker on April 6 at TBL ... Had 27 points (8G, 19A) in 51 games with Rochester ... Skated in three Calder Cup Playoff games. **2016-17:** Played for both the Sabres and Rochester Americans ... Logged an assist in four games with BUF ... Made his NHL debut on April 3 vs. TOR ... Tallied his first career NHL point (1A) on April 9 at TBL ... Had 10 markers and 18 helpers in 65 regular-season games with Rochester. **2015-16:** Registered 75 points (28G, 47A) in 57 regular-season games with the Mississauga Steelheads of the Ontario Hockey League ... Added 12 points (6G, 6A) in six playoff games ... Paced OHL rookies in assists and points en route to being named the OHL Rookie of the Year and CHL Rookie of the Year ... Named to the OHL First All-Rookie Team, OHL Third All-Star Team and to the CHL Top Prospects game. **2014-15:** Notched 15 goals and 24 helpers in 42 games for AIK J20 of the SuperElit league while also playing for AIK's senior team in three Allsvenskan games ... Had one helper in two postseason games for AIK J20 and two points (1G, 1A) for AIK in their postseason contests.

### INTERNATIONAL CAREER

His 28 points (10G, 18A) in 21 career U20 World Junior Championship games shares fourth in Team Sweden history ... Helped his country to a silver medal at the 2018 IIHF World Junior Championship ... Named as a Top Three Player on Sweden after sharing the team lead with seven points (1G, 6A) during the tournament ... Selected to the 2017 IIHF World Junior Championship's All-Star Team while sharing first among all skaters with 12 points (5G, 7A) in seven games ... Contributed nine points (4G, 5A) in seven games at the 2016 IIHF World Junior Championships ... Helped Sweden to a silver medal at the 2016 IIHF U18 World Championship.

### CAREER HIGHS

SOG	7	@ ANA	11/3/19
GOALS	2		TWICE
ASSISTS	2		TWICE
POINTS	2		EIGHT TIMES
PIM	4	@ OTT	3/26/19

### NYLANDER VS. NHL

	GP	G	A	PTS	PIM
ANA	3	1	2	3	0
ARI	3	0	0	0	2
BOS	2	0	0	0	4
BUF	1	0	0	0	0
CGY	2	2	0	2	0
CAR	3	0	0	0	0
CHI	0	0	0	0	0
COL	4	0	0	0	0
CBJ	3	0	0	0	0
DAL	4	0	1	1	0
DET	2	0	0	0	0
EDM	3	1	2	0	0
FLA	4	0	0	0	0
LAK	2	0	2	2	0
MIN	2	0	1	1	0
MON	3	1	0	1	0
NSH	5	2	0	2	0
NJD	3	0	0	0	2
NYI	2	0	0	0	0
NYR	1	0	1	1	0
OTT	3	0	0	0	4
PHI	2	1	0	1	0
PIT	2	0	0	0	0
SJS	3	1	2	0	0
STL	5	0	3	3	0
TBL	4	1	2	2	0
TOR	4	1	2	2	0
VAN	2	0	0	0	0
VGK	3	0	1	1	0
WAS	1	0	2	2	0
WPG	3	2	2	4	0
<b>TOTALS</b>	<b>84</b>	<b>13</b>	<b>19</b>	<b>32</b>	<b>14</b>

## CAREER STATISTICS

## REGULAR SEASON

## PLAYOFFS

SEASON	TEAM	LEAGUE	GP	G	A	PTS	+/-	PIM	GP	G	A	PTS	+/-	PIM
2014-15	AIK	Swe-1	3	0	0	0	0	0	-	-	-	-	-	-
2015-16	Mississauga	OHL	57	28	47	75	8	18	6	6	6	12	1	2
	Sweden	WJC	7	4	5	9	0	0	-	-	-	-	-	-
2016-17	BUFFALO	NHL	4	0	1	1	-2	0	-	-	-	-	-	-
	Rochester	AHL	65	10	18	28	-24	6	-	-	-	-	-	-
2017-18	Sweden	WJC	7	5	7	12	0	0	-	-	-	-	-	-
	BUFFALO	NHL	3	1	0	1	-3	0	-	-	-	-	-	-
	Rochester	AHL	51	8	19	27	3	10	3	0	0	0	-1	0
2018-19	Sweden	WJC	7	1	6	7	0	2	-	-	-	-	-	-
	BUFFALO	NHL	12	2	2	4	-4	4	-	-	-	-	-	-
	Rochester	AHL	49	12	19	31	11	12	-	-	-	-	-	-
2019-20	CHICAGO	NHL	65	10	16	26	-2	10	8	0	0	0	-4	2
NHL TOTALS			84	13	19	32	-11	14	8	0	0	0	-4	2

LEADERSHIP

PLAYERS

2019-20

OPPONENTS

TRADITION

RECORDS

PLAYOFFS

HISTORY

MINORS

MEDIA

## BRENT SEABROOK

DEFENSE • 7


SHOOTS: **RIGHT**

HEIGHT: **6'3"** WEIGHT: **220**

BIRTHDATE: **APRIL 20, 1985**

BIRTHPLACE: **RICHMOND, BRITISH COLUMBIA**

HOMETOWN: **TSAWWASSEN, BRITISH COLUMBIA**



### DRAFT POSITION

Blackhawks' first-round selection (14th overall) in the 2003 National Hockey League Draft.

### CAREER TRANSACTIONS

Agreed to terms with the Blackhawks on a three-year contract on July 28, 2005 ... Agreed to terms with the Blackhawks on a three-year contract extension on Feb. 18, 2008 ... Agreed to terms with the Blackhawks on a five-year contract extension on Feb. 28, 2011 ... Agreed to terms with the Blackhawks on an eight-year extension contract on Sep. 26, 2015.

### CAREER HIGHLIGHTS

Skated in his 1,000 game on Mar. 29, 2018 vs. WPG. Posted a career-high 14 goals and 49 points in 81 games during the 2015-16 regular season ... Collected a career-best 39 helpers in 82 games during the 2010-11 regular season ... Tallied a career-best four points (4A) on Oct. 7, 2005 vs. SJS, a franchise record among rookies ... Skated in a regular-season career-high 31:22 on Nov. 3, 2011 at FLA ... Posted a career-long seven-game point streak (2G, 5A) from Nov. 14-28, 2014 ... Played in his 900th career game on Feb. 18, 2017 vs. EDM ... Recorded two assists to reach 400 career points on March 4, 2017 at NSH ... Notched postseason career highs with 12 assists and 15 points in the 2014 playoffs ... Set a career high and single-postseason franchise record among defensemen with seven goals in the 2015 playoffs ... Selected to one All-Star Game (2015) ... Won a gold medal with Team Canada at the 2010 Winter Olympics ... Won the Stanley Cup in 2010, 2013 and 2015 with Chicago.

### CAREER

**2019-20:** Appeared in 32 contests, notching three goals and one assist ... Skated in his 1,000th career game, tallying an assist on Nov. 17 vs. BUF ... Missed 36 games due to injury. **2018-19:** Led the Blackhawks with 180 blocked shots, finishing fourth in the NHL ... Also led Chicago with 124 hits ... Finished the season with five goals and 23 assists. **2017-18:** Led all blueliners in goals (7), appearing in 81 games ... Finished second among team defensemen in points (26), assists (19) and shots (136) ... Became the fifth player in franchise history to appear in 1,000 games on Mar. 29 vs. WPG. **2016-17:** Ranked second among team defensemen with 36 helpers and added three goals in 79 regular-season games ... Dished out a season-high three assists on Oct. 18 vs. PHI ... Became the 16th player in Blackhawks history to record 300 assists with a helper on Dec. 20 vs. OTT ... Had assists in four straight games (4A) from Jan. 26-Feb. 4 ... Played in his 900th career game on Feb. 18 vs. EDM, becoming the seventh Blackhawk to reach the mark ... Recorded two assists to reach 400 career points on March 4 at NSH ... Was held without a point in four postseason tilts in the Western Conference First Round vs. NSH. **2015-16:** Tied for 13th among NHL defensemen with a career-best 49 points and 11th with a career-high 14 goals in 81 regular-season games ... Became the fifth defenseman in franchise history to reach 800 games played on Dec. 27 vs. CAR ... Tied a career high with two goals and set a career high with his 10th goal of the year on Feb. 13 vs. ANA ... Recorded three three-point games (Oct. 22 vs. FLA, Nov. 27 at ANA, March 2 at DET) ... Matched a career high with his third game-winning goal of the season on April 1 at WPG ... Notched one goal and one assist in seven postseason tilts in the First Round vs. STL. **2014-15:** Ranked second among club defensemen with 31 points (8G, 23A) in 82 regular-season games ... Led team blueliners with a career-high 181 shots on goal ... Paced the team with 141 blocked shots ... Notched six multi-point outings ... Posted a career-long and team-best seven-game point streak (2G, 5A) from Nov. 14-28 ... Skated in his 700th NHL game on Nov. 20 at CGY ... Recorded his 300th point with an assist on Nov. 26 at COL ... Made his first NHL All-Star Game appearance, tallying one assist on the contest ... Set a career high and franchise record, as well as postseason-

### CAREER HIGHS

SOG	10	ANA	2/15/18
GOALS	2	THREE TIMES	
ASSISTS	4	SJS	10/07/05
POINTS	4	SJS	10/07/05
PIM	22	@ NSH	12/02/06

### SEABROOK VS. NHL

	GP	G	A	PTS	PIM
ANA	49	4	15	19	14
ARI	50	4	18	22	22
BOS	21	1	7	8	8
BUF	20	0	9	9	12
CGY	47	6	16	22	36
CAR	20	1	5	6	8
COL	59	5	15	20	26
CBJ	63	9	29	38	49
DAL	60	3	25	28	53
DET	62	8	24	32	26
EDM	48	7	15	22	22
FLA	21	3	9	12	8
LAK	49	3	16	19	37
MIN	58	4	8	12	33
MON	18	0	4	4	6
NSH	78	6	22	28	70
NJD	20	3	12	15	17
NYI	18	3	7	10	4
NYR	19	1	7	8	6
OTT	16	4	5	9	6
PHI	19	2	3	5	2
PIT	18	2	7	9	8
SJS	50	5	21	26	40
STL	83	7	24	31	65
TBL	20	2	7	9	4
TOR	19	4	9	13	14
VAN	47	2	9	11	29
VGK	9	0	0	0	6
WAS	18	1	4	5	9
WPG	35	3	9	12	21
<b>TOTALS</b>	<b>1114</b>	<b>103</b>	<b>361</b>	<b>464</b>	<b>661</b>

# ALTERNATE CAPTAIN | DEFENSE #7

## CAREER (CONT.)

best among NHL defensemen, with seven goals in 23 games en route to the 2015 Stanley Cup championship ... Added four assists for a playoff total of 11 points ... Recorded a four-game point streak (2G, 2A) from April 17-23 ... Ranked third in the NHL with a career-high 604:34 of ice time in the postseason ... Notched his third career playoff overtime goal on April 21 vs. NSH ... Skated in a postseason career-high 47:46 on May 19 at ANA. **2013-14:** Earned 41 points (7G, 34A) in 82 regular-season games, second among club blueliners ... Shared the lead among team defensemen in goals ... Ranked second on the team with 142 blocked shots ... Recorded eight multi-point games ... Tied a career-long four-game assist streak (4A) from Oct. 24-28 ... Tallied his 200th career assist on Nov. 14 vs. ARI ... Tied a season-long four-game point streak (2G, 4A) from Dec. 6-11 ... Skated in a season-high 26:57 on March 23 vs. NSH ... Recorded 15 points (3G, 12A) in 16 Stanley Cup Playoffs games ... Set postseason career highs in points and assists ... Paced team defensemen and ranked third among league blueliners in playoff points ... Led the club with six power-play points (2G, 4A) ... Notched multi-point efforts in his first four games of the postseason (1G, 1A on April 17 at STL; 1G, 1A on April 19 at STL; 2A on April 27 vs. STL; 2A on May 2 vs. MIN) ... Posted two three-game point streaks (5A, April 27-May 4; 1G, 3A, May 28-June 1) ... Missed three games due to suspension (April 21-27). **2012-13:** Ranked second among team blueliners with 20 points (8G, 12A) in 47 regular-season games ... Was one of seven NHL blueliners with 100-plus blocked shots (106) and hits (103) ... Recorded four multi-point games ... Logged a season-high 27:37 of ice time on Jan. 27 vs. DET ... Took a season-high 5 SOG on Feb. 15 vs. SJS ... Registered a season-high eight hits on March 1 vs. CBJ ... Tied a career high with two goals, both on the power play, on April 20 vs. ARI, and was one of two Blackhawks to net a goal on his birthday (N. Leddy) ... Missed one game due to injury (Feb. 19) ... Tallied four points (3G, 1A) in 23 postseason games en route to the 2013 Stanley Cup championship ... Netted two game-winning goals and was one of two league defensemen to net more than one GWG ... Notched his first career playoff GWG in overtime in Game 7 of the Western Conference Semifinals vs. DET on May 29 ... Skated in a postseason-high 39:12 in Game 1 of the Stanley Cup Final vs. BOS on June 12 ... Tallied the OT GWG in Game 4 of the SCF at BOS on June 19. **2011-12:** Paced team defensemen with nine goals and ranked third among club blueliners with 34 points (9G, 25A) in 78 regular-season contests ... Reached the 30-point plateau for the fifth time in his career and the 20-point mark for the seventh consecutive season ... Paced Chicago with 165 blocked shots ... One of two NHL blueliners to record 150 hits, 150 blocked shots and 150 shots on goal (D. Seidenberg) ... Finished second on the club with a career-high 24:43 average TOI ... Recorded six multi-point games, second among club blueliners ... Skated in a regular-season career-high 31:22 on Nov. 3 at FLA ... Recorded his 200th NHL point (1A) on Dec. 2 vs. NYI ... Collected an assist in his 500th NHL game on Dec. 11 vs. SJS ... Posted a season-long three-game point streak (2G, 1A) from Feb. 3-10 ... Missed four regular-season games due to injury (Nov. 16-23) ... Tallied three points (1G, 2A) in six postseason appearances in the 2012 Western Conference Quarterfinals vs. ARI ... Led team blueliners with 18 SOG and paced the team with 12 blocked shots ... Posted a postseason career-high 7 SOG in Game 1 on April 12. **2010-11:** Ranked fifth on the club and led team defensemen with 48 points, including a career-best 39 assists ... Netted 5 PPG to lead team blueliners ... Finished second on the club with 154 blocked shots ... Ranked second on the team with 24:23 TOI per game ... Paced the team with 2:46 of shorthanded TOI per game ... Registered a team-high 27 assists at home and led club defensemen with 30 home points ... Led team blueliners with 10 multi-point games, including one three-point outing ... Registered a pair of assists on Oct. 16 vs. BUF for his first multi-point outing of the campaign ... Recorded a season-high 6 SOG on Oct. 9 vs. DET ... Logged a season-high 28:30 TOI twice (Oct. 11 at BUF, March 9 at TBL) ... Registered one assist in five playoff games during the 2011 WCQF vs. VAN ... His only point of the postseason came on the game-tying goal to force overtime in Game 7 on April 26 ... Missed two games due to injury (April 19-21). **2009-10:** Collected 26 assists and 30 points in 78 regular-season games ... Led the club with 153 blocked shots ... Posted six multi-assist games and seven multi-point outings ... Compiled two season-long three-game point streaks (Oct. 2-8, 4A; Nov. 13-19, 3A) ... Collected his 100th NHL assist on Dec. 13 vs. TBL ... Ended the longest shootout in Blackhawks history (tied) with an 11th-round game-deciding goal on Dec. 1 vs. CBJ ... Netted the OT WCQF on Oct. 12 vs. CGY to cap the biggest comeback in franchise history (down 5-0) ... Credited with a Blackhawks season-high nine hits on Dec. 5 at PIT ... Missed one game due to injury (Oct. 24), ending a streak of 223 consecutive regular-season games played ... Netted four goals and added seven assists in 22 games while helping Chicago win the 2010 Stanley Cup championship ... Registered a postseason career-high three points (1G, 2A) in Game 2 of the WCSF vs. VAN on May 3 ... Posted four multi-point outings. **2008-09:** Appeared in all 82 regular-season games, sharing the lead among team defensemen with eight goals ... Ranked fourth among club blueliners with 18 assists and 26 points ... Led Chicago with 224 hits and 113 blocked shots ... Posted a season-long three-game point streak (1G, 2A) from Nov. 1-9 ... Tallied his 100th NHL point (1A) on Jan. 11 vs. NSH ... Set a season high with two points three times ... Paced Chicago with 11 assists and led team defensemen with 12 points while appearing in all 17 games during his Stanley Cup Playoffs debut ... Paced Chicago with an average TOI of 26:00 ... Recorded a postseason-long five-game point streak (1G, 6A) from April 22-May 2 ... Notched his first career playoff point (1A) on April 18 vs. CGY ... Netted a postseason career-high two assists and three points, including his first NHL playoff goal, on April 25 vs. CGY ... Shared the team lead with five assists and tied for second with six points in the WCQF vs. CGY ... Recorded a postseason-high six blocked shots in Game 2 of the Western Conference Final vs. DET on May 19. **2007-08:** Paced Blackhawks defensemen with 23 assists and shared the lead among team blueliners with 32 points while skating in all 82 regular-season games ... Netted a career-high two goals, including the GWG, on Dec. 23 against EDM ... Notched a season-long four-game point streak (5A) from March 29-April 4. **2006-07:** Shared the lead among team defensemen with four goals and ranked second with 20 assists and 24 points in 81 regular-season games ... Ranked second with 129 blocked shots and 146 hits ... Racked up a career-high 22 PIM and two fighting majors on Dec. 2 at NSH ... Participated in the YoungStars Game as part of the 2007 NHL All-Star Game festivities on Jan. 23 in Dallas ... Missed one game due to injury (Dec. 17). **2005-06:** Paced Blackhawks defensemen with 27 assists and 32 points in 69 regular-season contests as a rookie ... Ranked second among club rookies and sixth on the team with 32 points ... Ranked second on the team with 27 assists ... Posted an assist in his NHL debut on Oct. 5 vs. ANA ... Dished out a career-high four assists in his second NHL contest on Oct. 7 vs. SJS, matching a franchise single-game record for points and assists by a rookie ... Notched his first two career NHL goals in overtime (Nov. 2 at STL, Nov. 6 vs. ARI). **2004-05:** Ranked second on the Western Hockey League's Lethbridge Hurricanes with 42 assists and ranked third with 54 points in 63 regular-season contests ... Made his professional debut, appearing in three regular-season contests for the American Hockey League's Norfolk Admirals ... Logged one assist in six postseason tilts in his Calder Cup Playoffs debut. **2003-04:** Ranked second on Lethbridge with 29 assists and fifth with 41 points and tied for fourth with 107 PIM in 61 regular-season games. **2002-03:** Ranked third on Lethbridge

LEADERSHIP

PLAYERS

2019-20

OPPONENTS

TRADITION

RECORDS

PLAYOFFS

HISTORY

MINORS

MEDIA

CAREER (CONT.)

with 33 assists and fourth with 113 PIM ... Tallied nine goals. **2001-02:** Collected 33 assists, 39 points and 70 PIM in 67 regular-season tilts with Lethbridge ... Appeared in four postseason contests, posting two points (1G, 1A). **2000-01:** Held scoreless in four regular-season games with Lethbridge in his major-junior debut.

INTERNATIONAL CAREER

Won a gold medal with Team Canada at the 2010 Winter Olympic Games in Vancouver ... Posted one assist and 2 PIM in seven games ... Appeared in eight games with Team Canada at the 2006 IIHF World Championship in Riga, Latvia ... Won gold with Team Canada at the 2005 IIHF U20 World Championship in Grand Forks, N.D., posting three assists during the tournament ... Represented Canada at the 2004 IIHF U20 World Championship in Finland, recording three points (1G, 2A) in six games ... Played seven games for Team Canada at the 2003 U18 IIHF World Championship, logging six points (3G, 3A) and 4 PIM for the tournament winners.

LEADERSHIP
PLAYERS
2019-20
OPPONENTS
TRADITION
RECORDS
PLAYOFFS
HISTORY
MINORS
MEDIA



# ALTERNATE CAPTAIN | DEFENSE #7

## CAREER STATISTICS

## REGULAR SEASON

## PLAYOFFS

SEASON	TEAM	LEAGUE	GP	G	A	PTS	+/-	PIM	GP	G	A	PTS	+/-	PIM
2000-01	Lethbridge	WHL	4	0	0	0	-1	0	-	-	-	-	-	-
	Delta	PJHL	54	16	26	42	-	55	-	-	-	-	-	-
2001-02	Lethbridge	WHL	67	6	33	39	6	70	4	1	1	2	0	2
2002-03	Lethbridge	WHL	69	9	33	42	-14	113	-	-	-	-	-	-
	Canada	WJC U18	7	3	3	6	11	4	-	-	-	-	-	-
2003-04	Lethbridge	WHL	61	12	29	41	-3	107	-	-	-	-	-	-
	Canada	WJC	6	1	2	3	3	2	-	-	-	-	-	-
2004-05	Lethbridge	WHL	63	12	42	54	25	107	5	1	2	3	-3	10
	Norfolk	AHL	3	0	0	0	-3	2	6	0	1	1	-3	6
	Canada	WJC	5	0	3	3	6	0	-	-	-	-	-	-
2005-06	CHICAGO	NHL	69	5	27	32	5	60	-	-	-	-	-	-
	Canada	WC	8	0	0	0	-1	2	-	-	-	-	-	-
2006-07	CHICAGO	NHL	81	4	20	24	-6	104	-	-	-	-	-	-
2007-08	CHICAGO	NHL	82	9	23	32	13	90	-	-	-	-	-	-
2008-09	CHICAGO	NHL	82	8	18	26	23	62	17	1	11	12	0	14
2009-10	CHICAGO	NHL	78	4	26	30	20	59	22	4	7	11	8	14
	Canada	OLY	7	0	1	1	2	2	-	-	-	-	-	-
2010-11	CHICAGO	NHL	82	9	39	48	0	47	5	0	1	1	0	6
2011-12	CHICAGO	NHL	78	9	25	34	21	22	6	1	2	3	1	0
2012-13	CHICAGO	NHL	47	8	12	20	12	23	23	3	1	4	-1	4
2013-14	CHICAGO	NHL	82	7	34	41	23	22	16	3	12	15	0	21
2014-15	CHICAGO	NHL	82	8	23	31	-3	27	23	7	4	11	5	10
2015-16	CHICAGO	NHL	81	14	35	49	6	32	7	1	1	2	-2	12
2016-17	CHICAGO	NHL	79	3	36	39	5	26	4	0	0	0	-3	2
2017-18	CHICAGO	NHL	81	7	19	26	-3	38	-	-	-	-	-	-
2018-19	CHICAGO	NHL	78	5	23	28	-6	41	-	-	-	-	-	-
2019-20	CHICAGO	NHL	32	3	1	4	1	8	-	-	-	-	-	-
NHL TOTALS			1,114	103	361	464	111	661	123	20	39	59	8	83

LEADERSHIP

PLAYERS

2019-20

OPPONENTS

TRADITION

RECORDS

PLAYOFFS

HISTORY

MINORS

MEDIA

## NICK SEELER

DEFENSE • 55

SHOOTS: **LEFT**

HEIGHT: **6'2"** WEIGHT: **201**

BIRTHDATE: **JUNE 3, 1993**

BIRTHPLACE: **EDEN PRARIE, MINNESOTA**



### DRAFT POSITION

Wild's fifth-round selection (131st overall) in the 2011 National Hockey League Draft.

### CAREER TRANSACTIONS

Claimed off waivers by the Blackhawks on Feb. 3, 2020 ... Agreed to terms with the Minnesota Wild on a three-year contract extension on July 1, 2018 ... Agreed to terms with MIN on a two-year entry-level contract on March 26, 2016.

### CAREER

**2019-20:** Spent time with the Blackhawks, MIN and Iowa Wild of the American Hockey League ... Picked up an assist in six games for Chicago ... Recorded a helper in 15:19 of total ice time in his Blackhawks debut on Feb. 9 at WPG ... Logged four hits and three blocked shots on March 8 vs. STL ... Appeared in six games for Minnesota ... Notched two assists in six games for Iowa.

### CAREER HIGHS

SOG	4		TWICE
GOALS	1		TWO TIMES
ASSISTS	2	@ STL	11/3/18
POINTS	3	@ STL	11/3/18
PIM	17	@ MTL	1/7/19

### SEELER VS. NHL

	GP	G	A	PTS	PIM
ANA	5	0	0	0	4
ARI	5	0	0	0	2
BOS	2	0	0	0	2
BUF	1	0	0	0	0
CGY	3	0	0	0	0
CAR	2	0	0	0	2
CHI	4	0	0	0	0
COL	6	0	0	0	4
CBJ	2	0	0	0	0
DAL	6	0	0	0	11
DET	3	0	0	0	5
EDM	4	0	0	0	0
FLA	2	0	1	1	4
LAK	5	0	1	1	7
MON	3	0	0	0	26
NSH	7	0	0	0	6
NJD	3	1	1	2	6
NYI	3	0	0	0	0
NYR	3	0	0	0	0
OTT	2	0	0	0	0
PHI	2	0	0	0	2
PIT	1	0	0	0	0
SJS	4	0	1	1	0
STL	7	1	3	4	4
TBL	3	0	0	0	2
TOR	2	0	0	0	0
VAN	3	0	0	0	0
VKG	4	0	2	2	0
WAS	2	0	0	0	2
WPG	6	0	1	1	11
<b>TOTALS</b>	<b>105</b>	<b>2</b>	<b>10</b>	<b>12</b>	<b>100</b>

## CAREER STATISTICS

## REGULAR SEASON

## PLAYOFFS

SEASON	TEAM	LEAGUE	GP	G	A	PTS	+/-	PIM	GP	G	A	PTS	+/-	PIM
2012-13	Nebraska-Omaha	NCAA	34	2	7	9	7	55	-	-	-	-	-	-
2013-14	Nebraska-Omaha	NCAA	36	4	6	10	-6	61	-	-	-	-	-	-
2015-16	Minnesota	NCAA	36	0	10	10	21	43	-	-	-	-	-	-
2016-17	Iowa	AHL	57	0	5	5	-10	109	-	-	-	-	-	-
2017-18	MINNESOTA	NHL	22	0	4	4	10	21	5	0	2	2	1	7
	Iowa	AHL	49	2	10	12	-3	74	-	-	-	-	-	-
2018-19	MINNESOTA	NHL	71	2	5	7	-4	64	-	-	-	-	-	-
2019-20	CHICAGO	NHL	6	0	1	1	-2	7	-	-	-	-	-	-
	MINNESOTA	NHL	6	0	0	0	-6	8	-	-	-	-	-	-
	Iowa	AHL	6	0	2	2	9	4	-	-	-	-	-	-
NHL TOTALS			105	2	10	12	-2	100	5	0	2	2	1	7

LEADERSHIP

PLAYERS

2019-20

OPPONENTS

TRADITION

RECORDS

PLAYOFFS

HISTORY

MINORS

MEDIA

## ANDREW SHAW


FORWARD • 65

SHOOTS: **RIGHT**

HEIGHT: **5'11"** WEIGHT: **182**

BIRTHDATE: **JULY 20, 1991**

BIRTHPLACE: **BELLEVILLE, ON, CAN**



### DRAFT POSITION

Blackhawks' fifth-round selection (139th overall) in the 2011 National Hockey League Draft.

### CAREER TRANSACTIONS

Traded by MTL to CHI with a seventh-round pick in the 2021 National Hockey League Draft to Chicago in exchange for a second and seventh-round pick in the 2020 NHL Draft and third-round pick in the 2021 draft ... Traded by CHI to Montreal for Montreal's second-round pick in the 2016 NHL Draft and Minnesota's second-round pick in the 2016 NHL Draft.

### CAREER HIGHLIGHTS

Set career highs in assists (28) and points (47) during the 2018-19 campaign ... Skated in his 500th career NHL game on March 28, 2019 at CBJ ... Recorded his 100th career NHL goal on Dec. 6, 2018 at OTT ... Won the Stanley Cup in 2013 and 2015 with Chicago.

### CAREER

**2019-20:** Skated in 26 games, notching 10 points (3G, 7A) ... Scored a season-high two goals and had a season-high seven hits on Oct. 10 vs. SJS ... Skated in a season-high 18:16 in TOI on Oct. 24 vs. PHI ... Won a season-high six faceoffs on Nov. 19 vs. CAR ... Missed 44 games due to injury. **2018-19:** Set career highs in assists (28) and points (47) during the 2018-19 season for Montreal ... Picked up his 100th career helper on Nov. 24 vs. BOS ... Recorded a season-long seven-game point streak (2G, 5A) from Dec. 2-15 ... Tallied his 200th career point with an assist on Dec. 4 vs. OTT ... Recorded his 100th career NHL goals on Dec. 6 at OTT ... Registered his first career hat trick on Feb. 26 at DET ... Logged a season-high seven hits on March 16 vs. CHI ... Skated in his 500th career NHL Game on March 28. **2017-18:** Had 10 goals and 10 assists in 51 games with the Canadiens ... Won 54.3 percent of his faceoffs ... Notched a season-high two points on three occasions ... Recorded a season-long five-game point streak (3G, 3A) from Nov. 27 - Dec. 5 ... Won a season-best nine faceoffs on Jan. 2 vs. SJS ... Matched a single-game high with nine hits on Jan. 13 vs. BOS. **2016-17:** Recorded 29 points (12G, 17A) in his first season with Montreal ... Won a career-high 54.6 percent of his faceoffs ... Paced MTL forwards with 147 hits ... Equalled a career high with three points (1G, 2A) on Nov. 12 vs. DET ... Matched a career-high with nine hits on Nov. 13 at CHI ... Won a season-high 13 of his 19 (68.4 percent) draws on April 8 at DET ... Skated in five Stanley Cup games. **2015-16:** Skated in 78 games with Chicago, notching 34 points (14G, 20A) ... His 20 helpers set a career high ... Recorded his 1st career penalty shot goal on Nov. 4 vs. STL ... Missed the last four games of the season due to injury (April 3-9) ... Appeared in six playoff contests, recording four goals and two assists. **2014-15:** Recorded 26 points (15G, 11A) in 79 regular-season games ... Notched five multi-point outings ... Skated in his 200th career game on Jan. 1 at WSH ... Posted a career-high eight shots on goal on Jan. 20 vs. ARI ... Collected his 100th career point with an assist on March 30 vs. LAK ... Totaled a career-high 12 points (5G, 7A) in 23 postseason games en route to the 2015 Stanley Cup championship ... Ranked third in the NHL with a team-high 36 postseason penalty minutes ... Notched a career-most 25:33 of time on ice in Game 2 of the Western Conference Final vs. ANA ... Scored two goals in Game 6 of the WCF vs. ANA ... Recorded a three-game point streak (1G, 2A) in Games 1-3 of the Stanley Cup Final vs. TBL. **2013-14:** Tallied 39 points (20G, 19A) in 80 regular-season games with Chicago, setting career highs in goals, assists and points ... Set a career high with five power-play goals and matched his career best with two game-winning goals ... Matched a career high with two goals three times ... Appeared in his 100th career NHL game on Nov. 3 vs. CGY ... Tallied a season-high

### CAREER HIGHS

SOG	8	ARI	01/20/15
GOALS	3	@ DET	02/26/19
ASSISTS	2		13 TIMES
POINTS	3		5 TIMES
PIM	22	NYR	01/14/17

### SHAW VS. NHL

	GP	G	A	PTS	PIM
ANA	15	2	3	5	49
ARI	16	4	3	7	21
BOS	13	0	1	1	12
BUF	19	7	8	15	28
CGY	18	3	4	7	14
CAR	15	5	5	10	24
CHI	6	0	1	1	4
COL	24	4	7	11	19
CBJ	19	5	2	7	26
FLA	16	2	6	8	6
LAK	21	2	3	5	20
MIN	23	4	4	8	42
MON	6	0	5	5	2
NSH	29	7	11	18	30
NJD	14	1	6	7	6
NYI	14	0	2	2	29
NYR	16	4	2	6	32
OTT	19	4	5	9	39
PHI	14	4	6	10	15
PIT	12	0	2	2	2
SJS	21	9	4	13	18
STL	25	6	4	10	18
TBL	17	3	3	6	16
TOR	17	7	8	15	8
VAN	19	5	4	9	14
VKG	5	2	1	3	2
WAS	13	2	2	4	12
WPG	18	3	3	6	11
<b>TOTALS</b>	<b>530</b>	<b>114</b>	<b>129</b>	<b>243</b>	<b>567</b>

## CAREER (CONT.)

three points (2G, 1A) on Nov. 25 at EDM ... Equalled a career-long five-game point streak (3G, 2A) from Nov. 30-Dec. 11 ... Recorded a career-high nine hits on Dec. 30 vs. LAK ... Logged a career-high six shots on goal on Jan. 8 vs. NYR ... Skated in a regular-season career-high 22:08 on April 3, 2014 vs. MIN ... Missed two games due to injury (Dec. 5-6) ... Recorded eight points (2G, 6A) in 12 Stanley Cup Playoffs games ... Set a postseason career high in assists ... Registered a postseason career-high 17:06 of average ice time ... Notched two three-game point streaks (2G, 2A, April 23-27; 4A, May 28-June 1) ... Missed seven games due to injury (May 4-21). **2012-13:** Split the season between Chicago and the American Hockey League's Rockford IceHogs ... Registered 15 points (9G, 6A) in 48 regular-season games with Chicago ... Skated in a season-high 18:42 on Jan. 22 vs. STL ... Equalled a career-long five-game point streak (2G, 3A) from Jan. 30-Feb. 7 ... Netted his first career PPG on Feb. 15 vs. SJS ... Recorded his first career game-deciding goal in the shootout on Feb. 19 vs. VAN ... Tallied nine points in 23 games en route to the 2013 Stanley Cup championship ... Ranked fifth on the team with five goals ... Shared second in the league with a team-high 35 penalty minutes ... Notched his first playoff multi-goal game on May 25 vs. DET ... Netted 2 GWG, including the GWG in triple overtime in Game 1 of the SCF on June 12 vs. BOS ... Registered 14 points (8G, 6A) in 28 regular-season games with Rockford ... Notched seven points (4G, 3A) during a season-long six-game point streak (Nov. 23-Dec. 7) ... Missed seven games due to suspension (Nov. 9-21, Dec. 1). **2011-12:** Split the season between Chicago and Rockford ... Registered 23 points (12G, 11A) in 37 regular-season tilts in his NHL debut ... Tallied a season-high 5 SOG twice (Jan. 15 vs. SJS, April 7 at DET) ... Recorded a career-long five-game point streak (4G, 4A) from March 16-25 ... Was one of nine NHL rookies and five Western Conference freshmen to record a point streak of five or more games ... Netted his first NHL goal on his first shot in his NHL debut on Jan. 5 at PHI ... Netted a career-high two goals in his first career three-point effort on March 18 vs. WSH ... Recorded the first overtime GWG of his career on March 21 vs. VAN ... Made his NHL postseason debut vs. ARI in the 2012 Western Conference Quarterfinals, recording 15 PIM and 8 SOG in three games ... Missed three postseason tilts due to suspension (April 17-21) ... Opened the season with Rockford, tallying 23 points (12G, 11A) in 38 regular-season games ... Registered his first professional point (1A) on Oct. 9 at Peoria ... Netted his first professional goal on Oct. 28 at Peoria ... Tallied his first professional multi-point game (1G, 2A) on Nov. 25 vs. Peoria ... Collected his first multi-goal (2G) game on Dec. 9 vs. Chicago. **2010-11:** Tallied career highs in points (54), goals (22), assists (32) and PIM (135) in 66 regular-season contests with the Ontario Hockey League's Owen Sound Attack ... Led the team with 135 PIM ... Ranked third on the club with 10 goals and fourth with 17 points in 20 postseason appearances ... Led the team with 53 PIM while helping Owen Sound win the OHL championship ... Paced all skaters at the 2011 Memorial Cup with seven points (2G, 5A) in four games ... Named the OHL's Hardest Working Player of the Year. **2009-10:** Collected 11 goals and 25 assists in 68 regular-season tilts with the OHL's Niagara IceDogs ... Ranked fifth on the club with 36 points and paced the IceDogs with 129 PIM ... Recorded 4 PIM in five postseason appearances with Niagara. **2008-09:** Tallied 17 points (8G, 9A) in his rookie season with Niagara ... Ranked second on Niagara with 97 PIM in 56 regular-season tilts ... Netted his first junior goal vs. Plymouth on Oct. 4 ... Posted his first OHL assist on Nov. 14 at Kitchener ... Registered three points (2G, 1A) and 22 PIM in 12 postseason appearances.

## CAREER STATISTICS

## REGULAR SEASON

## PLAYOFFS

SEASON	TEAM	LEAGUE	GP	G	A	PTS	+/-	PIM	GP	G	A	PTS	+/-	PIM
2008-09	Niagara	OHL	56	8	9	17	-4	97	12	2	1	3	0	22
2009-10	Niagara	OHL	68	11	25	36	-6	129	5	0	0	0	1	4
2010-11	Owen Sound	OHL	66	22	32	54	17	135	20	10	7	17	4	53
<b>2011-12</b>	<b>CHICAGO</b>	<b>NHL</b>	<b>37</b>	<b>12</b>	<b>11</b>	<b>23</b>	<b>-1</b>	<b>50</b>	<b>3</b>	<b>0</b>	<b>0</b>	<b>0</b>	<b>-1</b>	<b>15</b>
	Rockford	AHL	38	12	11	23	-2	99	-	-	-	-	-	-
<b>2012-13</b>	<b>CHICAGO</b>	<b>NHL</b>	<b>48</b>	<b>9</b>	<b>6</b>	<b>15</b>	<b>6</b>	<b>38</b>	<b>23</b>	<b>5</b>	<b>4</b>	<b>9</b>	<b>2</b>	<b>35</b>
	Rockford	AHL	28	8	6	14	-2	84	-	-	-	-	-	-
<b>2013-14</b>	<b>CHICAGO</b>	<b>NHL</b>	<b>80</b>	<b>20</b>	<b>19</b>	<b>39</b>	<b>12</b>	<b>76</b>	<b>12</b>	<b>2</b>	<b>6</b>	<b>8</b>	<b>5</b>	<b>12</b>
<b>2014-15</b>	<b>CHICAGO</b>	<b>NHL</b>	<b>79</b>	<b>15</b>	<b>11</b>	<b>26</b>	<b>-8</b>	<b>67</b>	<b>23</b>	<b>5</b>	<b>7</b>	<b>12</b>	<b>-4</b>	<b>36</b>
<b>2015-16</b>	<b>CHICAGO</b>	<b>NHL</b>	<b>78</b>	<b>14</b>	<b>20</b>	<b>34</b>	<b>11</b>	<b>69</b>	<b>6</b>	<b>4</b>	<b>2</b>	<b>6</b>	<b>0</b>	<b>18</b>
2016-17	MONTREAL	NHL	68	12	17	29	4	110	5	0	0	0	-2	7
2017-18	MONTREAL	NHL	51	10	10	20	-8	53	-	-	-	-	-	-
2018-19	MONTREAL	NHL	63	19	28	47	17	71	-	-	-	-	-	-
<b>2019-20</b>	<b>CHICAGO</b>	<b>NHL</b>	<b>26</b>	<b>3</b>	<b>7</b>	<b>10</b>	<b>-4</b>	<b>33</b>	<b>-</b>	<b>-</b>	<b>-</b>	<b>-</b>	<b>-</b>	<b>-</b>
<b>NHL TOTALS</b>			<b>530</b>	<b>114</b>	<b>129</b>	<b>243</b>	<b>29</b>	<b>567</b>	<b>72</b>	<b>16</b>	<b>19</b>	<b>35</b>	<b>0</b>	<b>123</b>

LEADERSHIP

PLAYERS

2019-20

OPPONENTS

TRADITION

RECORDS

PLAYOFFS

HISTORY

MINORS

MEDIA

# CARL SÖDERBERG

## CARL SÖDERBERG

FORWARD • 34

(SOH-duhr-buhrg)

SHOOTS: **LEFT**

HEIGHT: **6'3"** WEIGHT: **210**

BIRTHDATE: **OCT. 12, 1985**

BIRTHPLACE: **MALMÖ, SWEDEN**



### DRAFT POSITION

St. Louis Blues' second-round selection (49th overall) in the 2004 National Hockey League Draft.

### CAREER TRANSACTIONS

Traded by STL to BOS in exchange for Hannu Toivonen on July 23, 2007 ... Traded by BOS to COL for a sixth-round pick in the 2016 NHL Draft ... Traded by COL to ARI for Kevin Connauton and a third-round pick in the 2020 NHL Draft ... Signed as a free agent by Chicago on Dec. 26, 2020.

### CAREER HIGHLIGHTS

Posted career highs in goals (23), shots (188) and shorthanded goals (3) during the 2018-19 campaign ... Won a season-high 52 percent of his faceoffs during the 2016-17 campaign ... Notched a season-high 39 assists during the 2015-16 season ... Became the second player in Bruins history to make his Stanley Cup Playoff debut in the Final when he played Game 5 against the Blackhawks in 2013.

### CAREER

**2019-20:** Recorded 35 points (17G, 18A) in 70 regular-season games with the Coyotes ... His 17 markers shared third among ARI skaters while his 35 points were sixth ... Equalled his career high with two helpers on Oct. 10 vs. VGK ... Won a season-high 10 of 14 draws (71.4%) on Oct. 28 at BUF ... Skated in a season-high 20:33 of total ice time on Nov. 12 at STL ... Matched a career high with three points (1G, 2A) on Dec. 3 at CBJ ... Registered a goal and assist on Dec. 8 at CHI ... Picked up the game-winning goal on Dec. 22 at DET ... Had three hits and four blocked shots on Jan. 14 vs. SJS ... Potted a goal and added an assist in nine Stanley Cup Playoff games.

**2018-19:** Skated in all 82 regular-season games for the third time in his career ... Set a career high with 23 markers and 188 shots ... His three shorthanded markers were a career best and shared the team lead ... Notched two power-play and game-winning goals ... Finished fourth on the Avalanche in goals and fifth in points ... Paced COL with 49 takeaways ... Recorded a four-game point streak (3G, 2A) from Oct. 4-11 ... Matched a season-long four-game point streak (2G, 3A) from Nov. 9-16 ... Scored his first career NHL hat trick on Jan. 14 at TOR ... Posted three points (1G, 2A) on Feb. 9 at NYI ... Netted two goals on Feb. 22 at CHI ... Registered two helpers in 12 Stanley Cup Playoff games. **2017-18:** Notched 16 goals and 21 assists in 77 games with the Avalanche ... matched a career best with three game-winning goals ... Recorded his first career multi-goal game on Dec. 23 at ARI ... Netted two markers on Jan. 6 vs. MIN ... Skated in his 400th NHL game and had two assists on April 7 vs. STL ... Collected two assists in six postseason games. **2016-17:** Tallied 14 points (6G, 8A) in 80 games with COL ... Picked up a goal in his first game of the season and had a season-high three takeaways on Oct. 15 vs. DAL ... Won a season-best 13 of 16 faceoffs (81.3%) on Nov. 15 vs. LAK ... Recorded a point (1G, 1A) in consecutive games from Nov. 19-21 ... Played in his 300th NHL game on Feb. 19 vs. TBL. **2015-16:** Appeared in all 82 games with COL ... Set career highs in assists (39) and points (51) ... Paced the Avalanche in assists and was fourth in points ... Picked up his 100th career NHL point (assist) on Nov. 1 vs. SJS ... Tallied a four-game point streak (1G, 3A) from Dec. 7-13 ... Led the team in scoring during the month of December with 11 points (3G, 8A) ... Registered three points (1G, 2A) on Dec. 28 at SJS ... Skated in his 200th NHL game on Jan. 2 vs. CGY ... Netted his first career shorthanded goal on Jan. 23 at DAL. **2014-15:** Skated in all 82 games with BOS ... Was one of just two Bruins skaters to play in every game ... Registered 44 points (13G, 31A) ... Posted a career-best +10 plus/minus rating ... His five power-play goals were second on the club ... Played in his 100th NHL game on Nov. 21 at CBJ ... Matched a career high with three points (1G, 2A) on Dec. 29 vs. DET ... Logged a four-game point streak (2G, 4A) from March 28 - April 2. **2013-14:** Posted 16 goals and 32 helpers in 73 games with BOS

### CAREER HIGHS

SOG	7	FOUR TIMES
GOALS	3 @ TOR	1/14/19
ASSISTS	2	25 TIMES
POINTS	3	EIGHT TIMES
PIM	14	TWICE

### SÖDERBERG S. NHL

	GP	G	A	PTS	PIM
ANA	20	2	6	8	8
ARI	16	3	3	6	8
BOS	10	2	2	4	8
BUF	18	3	8	11	8
CGY	20	4	5	9	8
CAR	16	3	5	8	8
CHI	24	5	4	9	4
COL	5	1	1	2	0
CBJ	15	6	4	10	0
DAL	24	4	8	12	12
DET	16	6	6	12	8
EDM	20	5	7	12	4
FLA	19	3	7	10	4
LAK	18	2	11	13	6
MIN	25	7	8	15	2
MON	18	3	1	4	8
NSH	24	2	11	13	16
NJD	16	4	3	7	4
NYI	15	3	8	11	12
NYR	14	2	3	5	4
OTT	17	4	8	12	4
PHI	16	0	9	9	4
PIT	17	2	4	6	6
SJS	19	4	5	9	8
STL	26	2	7	9	8
TBL	18	3	3	6	8
TOR	17	7	4	11	6
VAN	18	1	3	4	4
VGK	9	1	3	4	0
WAS	17	2	8	10	6
WPG	25	7	12	19	6
<b>TOTALS</b>	<b>552</b>	<b>103</b>	<b>177</b>	<b>280</b>	<b>192</b>

... Third on the team in assists and seventh in points ... Netted five power-play goals ... Registered his first multi-point game (2A) on Oct. 23 at BUF ... Tallied his first NHL goal on Oct. 31 vs. ANA ... Appeared in all 12 postseason contests ... Had one goal and five helpers ... Collected his first career playoff point with an assist in Game 4 of the Eastern Conference First Round on April 4 at DET ... Recorded his first NHL playoff goal and added two assists in Game 5 of the Eastern Conference Second Round on May 10 vs. MTL. **2012-13:** Spent the season with BOS and Linköping HC of the Swedish Elite League ... Made his NHL debut on April 20 vs. PIT ... Recorded his first career NHL point with an assist on April 21 vs. FLA ... Skated in two postseason games with the Bruins ... Scored 31 goals and had 29 assists in 54 games with Linköping ... Led the league in goals and was second in points. **2011-12:** Posted 35 points (14G, 21A) in 42 games with Linköping. **2010-11:** Tallied 46 points (12G, 34A) in 52 games with Malmö of Allsvenskan. **2009-10:** Picked up 51 points (20G, 31A) in 51 games with Malmö ... Added an assist in five qualification games. **2008-09:** Registered 59 points (18G, 41A) and was the alternate captain for Malmö. **2007-08:** Skated in 32 games and recorded 44 points (15G, 29A) for Malmö ... Posted 14 points (7G, 7A) in 10 postseason contests. **2006-07:** Had 30 points (12G, 18A) in 31 Swedish Elite League games with Malmö. **2005-06:** Collected 15 goals and 24 assists in 39 games for Malmö ... Added five markers and three assists in 10 postseason games.

## INTERNATIONAL CAREER

Helped Team Sweden to a gold medal at the 2017 IIHF World Championship ... Skated in four games and had an assist with Sweden at the 2016 World Cup of Hockey ... Recorded six points (4G, 2A) with Sweden at the 2005 IIHF World Junior Championship.

## CAREER STATISTICS

SEASON	TEAM	LEAGUE	REGULAR SEASON						PLAYOFFS					
			GP	G	A	PTS	+/-	PIM	GP	G	A	PTS	+/-	PIM
2012-13	BOSTON	NHL	6	0	2	2	-2	6	2	0	0	0	0	0
	Linköping HC	Elitserien	54	31	29	60	18	48	6	1	1	2	0	27
2013-14	BOSTON	NHL	73	16	32	48	4	36	12	1	5	6	4	2
2014-15	BOSTON	NHL	82	13	31	44	10	26	-	-	-	-	-	-
2015-16	COLORADO	NHL	82	12	39	51	-7	32	-	-	-	-	-	-
2016-17	COLORADO	NHL	80	6	8	14	26	22	-	-	-	-	-	-
	SWEDEN	WC	10	0	1	1	2	2	-	-	-	-	-	-
2017-18	COLORADO	NHL	77	16	21	37	0	26	6	0	2	2	-3	2
2018-19	COLORADO	NHL	82	23	26	49	-5	26	12	0	2	2	4	8
2019-20	ARIZONA	NHL	70	17	18	35	6	18	9	1	1	2	0	2
NHL TOTALS			552	103	177	280	-20	192	41	2	10	12	5	14

LEADERSHIP

PLAYERS

2019-20

OPPONENTS

TRADITION

RECORDS

PLAYOFFS

HISTORY

MINORS

MEDIA



## DYLAN STROME

FORWARD • 17

SHOOTS: **LEFT**

HEIGHT: **6'3"** WEIGHT: **200**

BIRTHDATE: **MARCH 7, 1997**

BIRTHPLACE: **MISSISSAUGA, ON, CAN**



### DRAFT POSITION

Arizona Coyotes' first-round selection (3rd overall) in the 2015 National Hockey League Draft.

### CAREER TRANSACTIONS

Agreed to terms with the Arizona Coyotes on a three-year entry-level contract on July 6, 2015 ... Traded to Chicago from Arizona on November 25, 2018 with Brendan Perlini in exchange for Nick Schmaltz.

### CAREER HIGHLIGHTS

Skated in his 100th career NHL game on March 26 at ARI ... Totalled 20 goals and 37 assists over 78 NHL games in 2018-19, establishing career-highs in his third NHL season ... Won a silver medal with Team Canada at the 2019 World Championships.

### CAREER

**2019-20:** Tallied 12 goals and 26 helpers in 58 games for Chicago ... Had a career-high six shots on goal on Oct. 14 vs. EDM ... Matched a career best with three points (2G, 1A) and won 80% (4-for-5) of his faceoffs on Oct. 27 vs. LAK ... Tied a career-high three assists on Nov. 7 vs. VAN ... Posted a career-high-tying three points (1G, 2A) on Nov. 13 at VGK ... Picked up two points on Dec. 5 at BOS ... Had an assist in a season-high 21:54 of total ice time on Dec. 6 at NJD ... Won a season-high 11 faceoffs on Dec. 10 at VGK ... Had two helpers on Dec. 27 vs. NYI ... Returned to the lineup on Feb. 1 at ARI after missing seven games with an ankle injury ... Recorded a career-high faceoff win percentage (min. 10 draws) of 83.3% after going 10-for-12 on Feb. 19 vs. NYR ... Matched a career best with three points (2G, 1A) on March 3 vs. ANA. **2018-19:** Played 58 games with the Blackhawks after being traded from ARI on Nov. 25 and scored 17 goals and added 34 assists ... Finished fifth on the team in total points ... Scored 34 points (10G, 24A) over the last 34 games of the season ... Recorded his first career multi-goal game on April 1 vs. WPG ... Tied a career-high with three points six times with Chicago ... Tied a career-high with three assists on Feb. 7 vs. VAN ... Totalled three game-winning goals--two with Chicago. **2017-18:** Split the season between Arizona and Tucson of the American Hockey League ... Scored his first NHL goal on Dec. 2 vs. NJD ... Finished the season with four goals and five assists in 21 games with the Coyotes ... Played in 50 games with Tucson, scoring 22 goals and adding 31 assists ... Named to the AHL Rookie Team and AHL All-Star Game ... Skated in nine playoff games with Tucson, scoring three goals and adding five assists. **2016-17:** Made his NHL debut on Oct. 18 at OTT, recording an assist ... Played seven games with the Coyotes before returning to Erie of the Ontario Hockey League... Totalled 75 points (22G, 53A) in 35 games with Erie ... Appeared in 22 playoff games for Erie, scoring 34 points (14G, 20A) helping the Otters to an OHL Championship ... Winner of the Ed Chynoweth Award for most points (11) in the Canadian Hockey League Memorial Cup ... Also named the CHL Memorial Cup Stafford Smythe Trophy winner (Most Valuable Player). **2015-16:** Served as Erie's captain, scoring 37 goals and adding 74 assists in 56 games ... Scored 21 points (10G, 11A) in 13 playoff games with Erie ... Earned OHL Third All-Star Team honors. **2014-15:** Led the OHL in scoring with 129 points (45G, 84A) ... Established franchise records in assists and points ... Earned the Eddie Powers Memorial Trophy as the OHL's top scorer and the William Hanley Trophy as the OHL's most sportsmanlike player ... Had 22 points in 20 playoff games as Erie advanced to the OHL final ... Served as assistant captain ... Skated in 13 playoff games with Erie and scored 10 goals and added 12 assists. **2013-14:** As a rookie with Erie, scored 10 goals and 29 assists.

### CAREER HIGHS

SOG	6	EDM	10/14/19
GOALS	2	THREE TIMES	
ASSISTS	3	THREE TIMES	
POINTS	3	11 TIMES	
PIM	6	CGY	1/7/19

### STROME VS. NHL

	GP	G	A	PTS	PIM
ANA	9	3	2	5	0
ARI	5	1	1	2	0
BOS	6	1	2	3	2
BUF	5	1	0	1	2
CGY	8	3	2	5	6
CAR	4	0	2	2	0
CHI	2	0	0	0	2
COL	8	2	2	4	0
CBJ	5	2	1	3	2
DAL	7	1	0	1	0
DET	5	2	4	6	0
EDM	4	1	2	3	0
FLA	3	1	2	3	2
LAK	5	2	2	4	2
MIN	5	0	5	5	2
MON	3	0	1	1	0
NSH	8	0	2	2	0
NJD	5	1	3	4	2
NYI	4	1	3	4	0
NYR	2	0	0	0	0
OTT	3	1	3	4	0
PHI	5	0	0	0	0
PIT	5	1	0	1	2
SJS	7	3	3	6	4
STL	5	0	6	6	2
TBL	4	1	2	3	0
TOR	2	0	4	4	4
VAN	8	1	6	7	2
VGK	10	3	4	7	2
WAS	3	1	3	4	2
WPG	9	3	2	5	4
<b>TOTALS</b>	<b>164</b>	<b>31</b>	<b>69</b>	<b>105</b>	<b>44</b>

## INTERNATIONAL CAREER

Skated in ten games with Canada at the 2019 IIHF World Championship in Slovakia, scoring one goal and four assists, winning a silver medal ... Served as team captain with Canada at the 2017 IIHF World Junior Championship, scoring ten points (3G, 7A) in seven games, helping team Canada to a silver medal ... Scored four goals and added two assists for Canada at the 2016 IIHF World Junior Championship.

## CAREER STATISTICS

## REGULAR SEASON

## PLAYOFFS

SEASON	TEAM	LEAGUE	GP	G	A	PTS	+/-	PIM	GP	G	A	PTS	+/-	PIM
2013-14	Erie	OHL	60	10	29	39	17	11	14	3	6	9	2	0
2014-15	Erie	OHL	68	45	84	129	47	32	20	10	12	22	1	12
2015-16	Erie	OHL	56	37	74	111	23	44	13	10	11	21	7	12
2016-17	ARIZONA	NHL	7	0	1	1	-5	0	-	-	-	-	-	-
	Erie	OHL	35	22	53	75	36	18	22	14	20	34	10	14
2017-18	ARIZONA	NHL	21	4	5	9	4	8	-	-	-	-	-	-
	Tucson	AHL	50	22	31	53	8	28	9	3	5	8	-3	2
2018-19	ARIZONA	NHL	20	3	3	6	-10	6	-	-	-	-	-	-
	CHICAGO	NHL	58	17	34	51	2	14	-	-	-	-	-	-
2019-20	Canada	WC	10	1	4	5	1	2	-	-	-	-	-	-
	CHICAGO	NHL	58	12	26	38	2	16	9	2	1	3	-3	2
NHL TOTALS			164	36	69	105	-8	44	9	2	1	3	-3	2

LEADERSHIP

PLAYERS

2019-20

OPPONENTS

TRADITION

RECORDS

PLAYOFFS

HISTORY

MINORS

MEDIA

MALCOLM  
SUBBAN

GOALTENDER • 30

(SOO-ban)

CATCHES: LEFT

HEIGHT: 6'2" WEIGHT: 215

BIRTHDATE: DECEMBER 21, 1993

BIRTHPLACE: TORONTO, ONTARIO



## DRAFT POSITION

Bruins first round (24th overall) selection in the 2012 National Hockey League Draft.

## CAREER TRANSACTIONS

Agreed to terms with the Boston Bruins on a three-year entry-level contract on Sep. 7, 2012 ... Agreed to terms with BOS on a two-year contract extension on July 14, 2017 ... Claimed off waivers by the Vegas Golden Knights on Oct. 3, 2017 ... Traded by VGK with Slava Demin and a second-round pick in the 2020 NHL Draft in exchange for Robin Lehner.

## CAREER

**2019-20:** Spent time with Chicago and VGK ... Appeared in one game for the Blackhawks on March 3 vs. ANA ... Acquired by Chicago on Feb. 24 from VGK ... Posted a 9-7-3 mark with a 3.18 goals-against average and a .890 save percentage in 20 appearances for the Golden Knights ... Won four straight starts from Nov. 27-Dec. 3 ... Stopped a season-high 37 of 38 shots on Dec. 22 at SJS. **2018-19:** Recorded his first career shutout on March 21 vs. WPG ... Matched season-high 36 saves on March 18 vs. SJS in a 7-3 victory ... Stopped season-high 36 shots in a 3-2 win over NJD on Jan. 6. **2017-18:** Finished with a 13-4-2 record to go with a 2.68 goals-against average and a .910 save percentage ... Stopped a career-best 42 shots in 2-1 loss on March 22 at SJS ... Won six straight games and finished the month of December with a 6-0-0 record ... Made 41 saves and stopped all six shootout attempts in win on Dec. 8 at Nashville ... Recorded first shootout victory against ANA on Dec. 5 after stopping all three shooters. **2016-17:** Spent most of the season in Providence (AHL) with an 11-14-5 record, 2.41 GAA and .917 save percentage with one shutout in 32 games ... Recalled once to Boston, and appeared in one game vs. Minnesota on Oct. 25. **2015-16:** Spent the entire season in Providence (AHL) with a 14-8-5 record, 2.46 GAA and .911 save percentage with one shutout in 27 games. **2014-15:** Spent most of the season in Providence (AHL) and went 16-13-4 with a 2.44 goals-against average and .921 save percentage in 35 games played ... Made his NHL debut for Boston on Feb. 20 at STL. **2013-14:** Spent first professional season with Boston's AHL affiliate in Providence with a 15-10-5 record and 2.31 goals against average in 33 games.

## CAREER HIGHS

SHOTS FACED 44 TWICE  
SAVES 42 @ SJS 3/22/18  
GA 7 @ CGY 11/19/18  
CAREER SHUTOUTS: 1

## SUBBAN VS. NHL

	GP	MIN	W-L-OTL	SVS%
ANA	5	248	3-1-0	.876
ARI	4	209	3-1-0	.936
BOS	2	120	1-1-0	.915
BUF	1	64	1-0-0	.882
CAR	1	60	1-0-0	.880
CBJ	1	59	0-1-0	.968
CGY	3	139	0-2-0	.835
CHI	1	60	1-0-0	.875
COL	2	119	0-2-0	.897
DAL	3	179	1-2-0	.898
DET	2	120	0-1-1	.878
EDM	3	178	2-1-0	.887
FLA	3	186	2-0-0	.864
LAK	3	175	1-2-0	.873
MIN	5	226	0-4-0	.891
MTL	0	0	0-0-0	.000
NJD	2	120	2-0-0	.932
NSH	4	244	3-1-0	.926
NYI	1	63	0-0-1	.903
NYR	2	120	1-1-0	.891
OTT	0	0	0-0-0	.000
PHI	1	30	0-0-0	1.000
PIT	1	59	0-1-0	.818
SJS	5	262	3-0-2	.937
STL	5	263	2-2-0	.868
TBL	0	0	0-0-0	.000
TOR	2	122	1-0-1	.917
VAN	2	105	1-0-0	.896
VGK	0	0	0-0-0	.000
WPG	2	123	1-0-1	.932
WSH	0	0	0-0-0	.000
<b>TOTALS:</b>	<b>66</b>	<b>3653</b>	<b>30-23-7</b>	<b>.899</b>

# GOALTENDER #30

## CAREER STATISTICS

## REGULAR SEASON

## PLAYOFFS

SEASON	TEAM	LEAGUE	GP	MINS	GA	GAA	W-L-T/OTL	SO	GP	MINS	GA	GAA	W-L	SO
2013-14	Providence	AHL	33	1920	74	2.31	15-10-0	1	6	244	12	2.96	2-2	0
2014-15	BOSTON	NHL	1	31	3	5.76	0-1-0	0	-	-	-	-	-	-
	Providence	AHL	35	2017	82	2.44	16-13-4	3	2	160	3	1.12	1-1	0
2015-16	Providence	AHL	27	1635	67	2.46	14-8-5	1	-	-	-	-	-	-
2016-17	BOSTON	NHL	1	31	3	5.88	0-1-0	0	-	-	-	-	-	-
	Providence	AHL	32	1789	72	2.41	11-14-5	1	3	113	4	2.12	0-2	0
2017-18	VEGAS	NHL	22	1230	55	2.68	13-4-2	0	-	-	-	-	-	-
2018-19	VEGAS	NHL	21	1227	60	2.93	8-10-2	1	-	-	-	-	-	-
2019-20	CHICAGO	NHL	1	1	0	0.00	0-0-0	0	-	-	-	-	-	-
	VEGAS	NHL	20	1133	60	3.18	9-7-3	0	-	-	-	-	-	-
NHL TOTALS			66	3653	181	2.97	30-23-7	1	-	-	-	-	-	-

LEADERSHIP

PLAYERS

2019-20

OPPONENTS

TRADITION

RECORDS

PLAYOFFS

HISTORY

MINORS

MEDIA

## JONATHAN TOEWS

FORWARD • 19

SHOOTS: **LEFT**

HEIGHT: **6'2"** WEIGHT: **201**

BIRTHDATE: **APRIL 29, 1988**

BIRTHPLACE: **WINNIPEG, MANITOBA**



### DRAFT POSITION

Blackhawks' first-round selection (third overall) in the 2006 National Hockey League Draft.

### CAREER TRANSACTIONS

Agreed to terms with the Blackhawks on a three-year contract on May 18, 2007 ... Agreed to terms with the Blackhawks on a five-year contract extension on Dec. 2, 2009 ... Agreed to terms with the Blackhawks on an eight-year contract extension on July 9, 2014.

### CAREER HIGHLIGHTS

Registered career highs in goals (35), assists (46), points (81) and matched a career high in games played (82) during the 2018-19 season ... Named the 34th captain in Blackhawks history on July 17, 2008 ... Recorded a career-best 44 assists and 76 points in 80 games during the 2010-11 regular season ... Scored a career-high 34 goals in 2008-09 ... Began his NHL career with a point in each of his first 10 games (5G, 5A), the second-longest such streak in NHL history (T. Selanne) and a career-long point streak ... Skated in a regular-season career-high 26:55 on Dec. 11, 2011 vs. SJS ... Recorded his 600th NHL point with a helper on Feb. 18, 2017 vs. EDM ... Skated in his 700th NHL game on March 3, 2017 vs. NYI ... Tallied a postseason career-high 22 assists and 29 points during the 2010 postseason, earning the Conn Smythe Trophy as playoff MVP ... Shares the club record for single-season playoff points (D. Savard, 1985) ... Earned the 2013 Frank J. Selke Trophy as the league's best defensive forward and has been nominated four times ... Earned the 2015 Mark Messier Leadership Award ... Named to six NHL All-Star Games (2009, 2011, 2012, 2015, 2016, 2017) ... Earned gold medals with Team Canada at the 2010 and 2014 Winter Olympic Games and at the 2016 World Cup of Hockey ... Named alternate captain for Canada at the 2014 Winter Olympics and 2016 World Cup of Hockey ... Won the Stanley Cup in 2010, 2013 and 2015 with Chicago.

### CAREER

**2019-20:** Skated in all 70 games, recording 60 points (18G, 42A) ... His 60 points and 42 assists ranked second among Blackhawks' skaters while his 18 markers shared fourth on the club ... Shared third among all NHL skaters in faceoff win percentage (57.3%, min. 1000 faceoffs) ... Skated in his 900th career NHL game on Dec. 2 vs. STL ... Had a season-high four points (2G, 2A) on Jan. 18 at TOR ... Had a season-long 6-game point streak from Jan. 9-19 ... Named the NHL's Third Star of the week ending Jan. 19 after pacing the NHL with nine points (3G, 6A) ... Posted his 800th career point (1A) on Feb. 9 at WPG. **2018-19:** Compiled a career-high 35 goals, 46 assists, 81 points and matched a career high with 82 games played ... It was the second time in his career he played in all 82 games ... Finished seventh in the league (min. 1000 faceoffs) with a 56.3 faceoff win percentage ... Won a season-high 20 faceoffs on Oct. 4 at OTT ... Began the season on a six-game point streak (5G, 5A) from Oct. 4-18 ... Recorded a hat trick on Oct. 6 at STL ... Matched a career-high with five points and registered his second hat trick of the season on Jan. 20 vs. WSH ... Recorded a season-long seven-game point streak (4G, 6A) from Feb. 14-27. **2017-18:** Notched 52 points (20G, 32A) in 74 regular-season games ... Finished sixth among all NHL players in faceoff wins with 900 ... Started the season on a five-game point streak, notching six points (3G, 3A) ... Won a season-high 19 faceoffs on Oct. 14 vs. NSH ... Posted a season-high three points four times (on Oct. 25 at FLA; on Feb. 17 vs. WSH; on March 3 at LAK; on March 11 vs. BOS) ... Matched a season-high five-game point streak (5G, 4A) from Dec. 31 - Jan. 9 ... Scored a season-high two goals on Jan. 9 at OTT ... Tallied a career-high-tying three assists on March 11 vs. BOS ... Had his best month of the season in

### CAREER HIGHS

SOG	10	@ EDM	02/02/12
GOALS	3		SIX TIMES
ASSISTS	3		SEVEN TIMES
POINTS	5		THREE TIMES
PIM	10	BOS	01/19/14

### TOEWS VS. NHL

	GP	G	A	PTS	PIM
ANA	39	11	18	29	15
ARI	40	18	26	44	21
BOS	21	9	5	14	20
BUF	19	10	11	21	8
CGY	43	11	18	29	18
CAR	19	6	6	12	12
COL	49	22	28	50	18
CBJ	46	19	24	43	26
DAL	50	17	29	46	28
DET	45	13	21	34	32
EDM	43	19	23	42	22
FLA	21	9	10	19	12
LAK	40	18	20	38	22
MIN	47	16	34	50	18
MON	15	7	7	14	12
NSH	61	17	27	44	27
NJD	18	3	9	12	17
NYI	17	6	10	16	10
NYR	17	7	8	15	10
OTT	17	12	10	22	6
PHI	17	3	5	8	14
PIT	17	9	9	18	8
SJS	40	14	19	33	25
STL	62	18	31	49	42
TBL	20	9	7	16	14
TOR	18	7	7	14	8
VAN	42	13	20	33	28
VGK	9	2	3	5	6
WAS	16	10	9	19	4
WPG	35	10	16	26	22
<b>TOTALS</b>	<b>943</b>	<b>345</b>	<b>470</b>	<b>815</b>	<b>525</b>

## CAREER (CONT.)

March, notching 12 points (4G, 8A) ... Missed eight games (March 22-April 7) due to injury. **2016-17:** Registered 58 points (21G, 37A) in 72 regular-season games ... Posted four points (1G, 3A) on Jan. 22 vs. VAN ... Registered his fourth career hat trick and added two assists on Feb. 21 at MIN, becoming the first Blackhawks skater to record five points since he accomplished the feat on Nov. 25, 2011 ... Selected to the 2017 All-Star Game in Los Angeles and tallied one goal ... Named the NHL's First Star for February after posting 18 points (7G, 11A) ... Recorded his 600th NHL point with a helper on Feb. 18 vs. EDM ... Skated in his 700th NHL game on March 3 vs. NYI ... Passed T. Amonte for seventh in team history after scoring his 269th career goal on March 14 at MTL ... Posted a six-game point streak (3G, 4A) from March 14-23 ... Missed nine games (Nov. 25-Dec. 11) due to injury ... Tallied a goal and an assist in four postseason tilts during the Western Conference First Round vs. NSH. **2015-16:** Compiled 58 points (28G, 30A) in 80 regular-season games ... Paced the NHL with five overtime game-winners and shared fourth with eight game-winning goals, tying a career high ... Finished the season with a career-best four shorthanded goals ... Led the NHL with a 58.6 faceoff win percentage (min. 400 faceoffs) and ranked eighth with 921 faceoff wins ... Scored back-to-back game-winning OT goals in 1-0 victories on Oct. 24 and Oct. 26 ... Skated in his 600th NHL game on Dec. 20 vs. SJS ... Tallied his 300th career assist on Feb. 6 at DAL ... Compiled a season-long six-game point streak to end the regular season (March 27-April 7, 3G, 5A) ... Shared the team lead with six assists and shared second with six points in seven games during the First Round vs. STL. **2014-15:** Led the team with 66 points and 28 goals, and ranked second with 38 assists, in 81 regular-season games ... Shared eighth in the NHL with a team-best 7 GWG ... Paced the club with three shorthanded points (2G, 1A) and shared second with 17 power-play points (6G, 11A) ... Ranked sixth in the league with a 56.5 faceoff win percentage and fourth with 947 faceoff wins ... Tallied his 200th career goal and 250th career assist on Nov. 4 at MTL ... Skated in his 500th career game on Nov. 11 vs. TBL ... Posted a six-game point streak (1G, 7A) from Jan. 8-20 ... Registered his 500th career point (1A) on March 23 at CAR ... Notched a season-high four points (2G, 2A) on March 17 vs. NYI ... Was selected to the NHL All-Star Game for the fourth time in his career and named a team captain for the first time ... Recorded five points (1G, 4A) in the contest ... Won the 2015 Mark Messier Leadership Award ... Notched 21 points (10G, 11A) in 23 postseason games en route to the 2015 Stanley Cup championship ... Set a career high with 10 playoff goals ... Shared fourth among all skaters in postseason points ... His 3 PPG shared third in the NHL ... Led the league with 528 faceoffs and 296 faceoff wins ... Notched three-point games (1G, 2A) in Game 1 and Game 6 of the Western Conference First Round vs. NSH ... Tallied seven multi-point games, including two multi-goal games, both in the Western Conference Final vs. ANA. **2013-14:** Ranked third on the team with 68 points (28G, 40A) in 76 regular-season games ... Ranked fifth in the NHL with a 57.2 FOW and 884 faceoff wins ... Paced team forwards with 20:28 of average ice time ... Shared fourth in the league with a career-high five shorthanded points (3G, 2A) ... Ranked second on the team with 5 GWG ... Tallied two six-game point streaks (Jan. 2-12, 2G, 5A; Dec. 8-17, 1G, 7A) ... Paced the team and shared second in the NHL with three four-point outings ... Netted his third career regular-season hat trick and added a helper on Oct. 29 vs. OTT ... Netted a goal and equaled a career high with three helpers on Nov. 21 at WPG ... Collected his 400th career NHL point (1A) on Dec. 10 at DAL ... Logged a career-high 10 penalty minutes on Jan. 19 vs. BOS ... Became the third player in franchise history to record 20 goals and 40 points in each of his first seven seasons (D. Savard, P. Kane) ... Missed six games due to injury (April 3-12) ... Registered 17 points (9G, 8A) in 19 Stanley Cup Playoffs games ... Led team forwards with 21:42 of average ice time ... Ranked third in the league with 261 faceoff wins ... Became the 24th player in NHL history to score at least 3 GWG in a series (Games 3, 5 and 6 in the First Round vs. STL) ... Paced the NHL with a playoff career-best 4 GWG ... Notched a six-game point streak (4G, 3A) from April 21-May 4 ... Posted a five-game point streak (3G, 3A) from May 24-June 1. **2012-13:** Ranked second on the club with 48 points and shared the team lead with 23 goals in 47 regular-season games ... Ranked second in the league with a conference-best 59.9 FOW and paced the Western Conference with 559 faceoff wins ... Shared the NHL lead with 56 takeaways ... Posted five point streaks of four games or more ... Notched a season-high 9 PIM on Feb. 15 vs. SJS ... Took a season-high seven shots on goal on March 14 vs. CBJ ... Skated in a season-high 24:12 on April 1 vs. NSH ... Posted his 200th career assist on April 4 vs. STL ... Skated in his 400th NHL game on April 9 at MIN ... Tallied 14 points in 23 postseason games en route to the 2013 Stanley Cup championship ... Shared the club lead with 11 helpers ... Notched five multi-point games, including a two-point outing (1G, 1A) in Game 6 of the Stanley Cup Final on June 24 at BOS ... Collected a playoff career-high 7 SOG in Game 3 of the Western Conference Semifinals at DET on May 20 ... Skated in a postseason career-high 36:24 in Game 1 vs. BOS on June 12 ... Posted five points (2G, 3A) in the final three games of the SCF ... Ranked second in the league with 268 faceoff wins ... Won the 2013 Frank J. Selke Trophy as the league's best defensive forward. **2011-12:** Shared second on the Blackhawks with 29 goals and ranked fourth with 57 points (29G, 28A) in 59 regular-season tilts ... Collected his 300th NHL point (1A) on Dec. 14 at MIN ... Honored as the NHL's Second Star of the Month for November and the NHL's Third Star for the week ending Nov. 14 ... Finished with an NHL-best 59.4 FOW and paced the Blackhawks with 675 faceoff wins ... Posted 16 multi-point outings, including three three-point outings and five multi-goal games ... Led team forwards with an average TOI of 20:50 and 1:52 of shorthanded TOI per game ... Tallied a career-high five points (2G, 3A) on Nov. 25 at ANA ... Logged a regular-season career-high 26:55 on Dec. 11 vs. SJS ... Recorded a season-long six-game point streak (5G, 4A) from Jan. 10-20 ... Tallied a five-game point streak (5G, 5A) from Nov. 10-18 ... Fired a career-high 10 SOG on Feb. 2 at EDM ... Became the first player in franchise history to score two penalty-shot goals in one season (Dec. 30 vs. DET, Feb. 16 at NYR) ... His penalty-shot tally just 1:05 into the game at NYR on Feb. 16 was the quickest in franchise history ... Ranked second on the club with three shootout goals and two game-deciding markers ... Selected to his third career All-Star Game, but did not participate due to injury ... Missed 23 regular-season games due to injury (Jan. 24, Feb. 21-April 7) ... Shared the club lead with two goals and four points in six postseason appearances vs. ARI in the 2012 Western Conference Quarterfinals ... Led Blackhawks forwards with an average TOI of 22:17. **2010-11:** Paced the Blackhawks and shared 10th in the NHL with a career-high 76 points (32G, 44A) in 80 regular-season contests ... Finished ninth in the league with a 56.7 FOW and paced the NHL with 937 total draws ... Led team forwards with 20:45 TOI per game ... Posted a team-best 24 multi-point outings ... Honored as the NHL's First Star of the Month for February ... Voted by fans as one of three starting forwards for the 2011 NHL All-Star Game in Raleigh ... Recorded three points (1G, 2A) for Team Lidstrom in his second career All-Star appearance ... Netted his 100th NHL goal on Jan. 16 vs. NSH, becoming the fifth-youngest player in franchise history to reach the milestone ... Tallied Chicago's only hat trick of the season and the third of his NHL career (regular and postseason) on Nov. 17 at EDM ... Recorded a season-high four points (2G, 2A) on Nov. 6 at ATL ... Reached the 200-point plateau with a goal and an assist on Oct. 29 vs. EDM ... Missed two games due to injury (Dec. 30-Jan. 2) ... Posted four points (1G, 3A) in seven games in the 2011 WCQF vs. VAN ... Netted

LEADERSHIP

PLAYERS

2019-20

OPPONENTS

TRADITION

RECORDS

PLAYOFFS

HISTORY

MINORS

MEDIA

# JONATHAN TOEWS

## CAREER (CONT.)

the game-tying SHG with 1:56 remaining in regulation to force overtime in Game 7 on April 26. **2009-10:** Ranked second on the club with 25 goals and third with 43 assists and 68 points in 76 regular-season games ... Tied for the team lead with 9 PPG ... Ranked second on the Blackhawks with 18 multi-point outings, including three three-point games ... Paced the team with 69 takeaways ... Finished seventh in the NHL with a 57.2 F0% ... Tied for the NHL lead with eight shootout goals and ranked fourth with 3 GDG ... Compiled a season-long four-game point streak (2G, 3A) from Dec. 13-20 ... Collected a season-high three assists on Dec. 27 vs. NSH ... Posted four consecutive multi-point games (1G, 7A) from Feb. 14-March 5 ... Tallied his 100th NHL assist on March 5 vs. VAN ... Recorded his first career SHG on April 6 at DAL ... Won the 2010 Conn Smythe Trophy as the Most Valuable Player in the Stanley Cup Playoffs ... Ranked second in the NHL and tied a Blackhawks franchise record (D. Savard, 1985) with a career-high 29 points (7G, 22A) in 22 postseason contests ... Led the league and established a franchise record with 22 playoff helpers ... Tied for the postseason lead with 5 PPG ... Posted seven multi-point outings in the postseason ... Tied Stan Mikita's franchise-record 13-game postseason point streak (7G, 18A) from April 22-May 23 ... Recorded his first career postseason hat trick and tied a franchise playoff record with a career-best five points in Game 4 of the WCSF at VAN on May 7. **2008-09:** Recorded 69 points (34G, 35A) in 82 regular-season games ... Paced the team with 34 goals and ranked second with 12 PPG ... Named the 34th captain in Blackhawks history on July 17, 2008, making him the third-youngest player to earn that distinction in NHL history at the time ... Ranked second on the club with 18 multi-point performances, including six multi-goal games, and posted a season-high three points four times ... Awarded the NHL's Second Star for the week ending Dec. 7 ... Named to the starting lineup for the Western Conference in the 2009 NHL All-Star Game in Montreal and notched a goal in the contest ... Paced the club with 7 GWG and a 54.7 F0% ... Recorded Chicago's only hat trick of the season and the first of his NHL career on Feb. 27 vs. PIT ... Matched a season-long five-game point streak twice ... Netted his 100th career point as part of a three-point night (2G, 1A) on Feb. 17 at TBL ... Accrued the first fighting major of his NHL career on Nov. 18 against ARI's Martin Hanzal ... Tied for second on the club with seven goals and ranked third with 13 points in 17 tilts during his Stanley Cup Playoffs debut ... Paced the club with 43 SOG ... Netted his first two postseason goals, including the GWG, in Game 2 of the WCQF vs. CGY on April 18 ... Tallied a playoff-best two assists in Game 3 vs. CGY on April 20 ... Recorded three points (2G, 1A) in Game 6 of the WCSF vs. VAN on May 11 ... Netted the series-clinching goal in Game 6 vs. VAN on May 11. **2007-08:** Nominated for the 2008 Calder Trophy as the NHL's top rookie ... Led NHL rookies with 24 goals and ranked third with 54 points in 64 regular-season games in his NHL debut ... Registered 10 multi-point games, tallying five two-point outings and notching a season-high three points five times ... Scored his first NHL goal on his first shot in his first game on Oct. 10 vs. SJS ... Began his Blackhawks and professional career with a point in each of his first 10 games (5G, 5A), the second-longest streak to start a career in NHL history (T. Selanne) and a career long ... Potted a season-high two goals on Feb. 14 at NSH ... Dished out a season-high three assists on Feb. 24 at ANA ... Missed 16 games due to injury (Jan. 1-Feb. 9). **2006-07:** Capped his collegiate career with the Western Collegiate Hockey Association's University of North Dakota, ranking second on the team with 18 goals and 28 assists in 34 games while helping UND reach the NCAA Frozen Four Tournament ... Served as the team's alternate captain ... Earned the American Hockey Coaches Association First-Team West All-American honors ... Named to the WCHA Final Five All-Tournament Team and Second Team All-WCHA ... Tallied 33 points (14G, 19A) in the team's final 21 games. **2005-06:** Made his collegiate debut, ranking third on North Dakota with 22 goals and fourth with 39 points in 42 contests ... Earned the NCAA West Regional Most Outstanding Player Award ... Won UND's Tom Hoghaug Memorial Scholarship, awarded annually to the freshman hockey player who has demonstrated initiative, character and a sense of responsibility.

## INTERNATIONAL CAREER

Won gold with Team Canada at the 2016 World Cup of Hockey, collecting five points (3G, 2A) in six games during the tournament ... Won a gold medal with Team Canada at the 2014 Winter Olympics in Sochi, recording three points (1G, 2A) in six games while serving as an alternate captain ... Was the third-youngest player to earn a men's hockey medal at the 2010 Winter Olympics in Vancouver, winning a gold medal with Team Canada ... Became the youngest Canadian in history to earn gold medals at the U20 World Championship, World Championship and Olympics ... Was honored with a Directorate Award as the 2010 Olympic tournament's top forward and was named to the All-Tournament Team ... Led Team Canada and ranked third overall in the tournament with eight points (1G, 7A) ... Won a gold medal with Team Canada at the IIHF 2008 World Championship in Halifax and Quebec City, tallying five points (2G, 3A) in nine outings ... Captured two gold medals with Canada in 2007, first at the U20 World Championship in Sweden (4G, 3A), then as the only non-NHL player at the World Championship in Russia (2G, 5A) ... Won a gold medal with Canada at the 2006 IIHF U20 World Championship in British Columbia, tallying two points in six contests.

LEADERSHIP

PLAYERS

2019-20

OPPONENTS

TRADITION

RECORDS

PLAYOFFS

HISTORY

MINORS

MEDIA



# CAPTAIN | FORWARD #19

## CAREER STATISTICS

## REGULAR SEASON

## PLAYOFFS

SEASON	TEAM	LEAGUE	GP	G	A	PTS	+/-	PIM	GP	G	A	PTS	+/-	PIM
2004-05	Shattuck St. Mary's	HIGH-MN	64	48	62	110	-	38	-	-	-	-	-	-
2005-06	North Dakota	NCAA	42	22	17	39	22	22	-	-	-	-	-	-
	Canada	WJC	6	0	2	2	2	2	-	-	-	-	-	-
2006-07	North Dakota	NCAA	34	18	28	46	14	10	-	-	-	-	-	-
	Canada	WJC	6	4	3	7	1	12	-	-	-	-	-	-
	Canada	WC	9	2	5	7	0	6	-	-	-	-	-	-
2007-08	CHICAGO	NHL	64	24	30	54	11	44	-	-	-	-	-	-
	Canada	WC	9	2	3	5	0	8	-	-	-	-	-	-
2008-09	CHICAGO	NHL	82	34	35	69	12	51	17	7	6	13	-1	26
2009-10	CHICAGO	NHL	76	25	43	68	22	47	22	7	22	29	-1	4
	Canada	OLY	7	1	7	8	9	2	-	-	-	-	-	-
2010-11	CHICAGO	NHL	80	32	44	76	25	26	7	1	3	4	-4	2
2011-12	CHICAGO	NHL	59	29	28	57	17	28	6	2	2	4	4	6
2012-13	CHICAGO	NHL	47	23	25	48	28	27	23	3	11	14	9	18
2013-14	CHICAGO	NHL	76	28	40	68	26	34	19	9	8	17	3	8
	Canada	OLY	6	1	2	3	3	0	-	-	-	-	-	-
2014-15	CHICAGO	NHL	81	28	38	66	30	36	23	10	11	21	7	8
2015-16	CHICAGO	NHL	80	28	30	58	16	62	7	0	6	6	2	10
2016-17	CHICAGO	NHL	72	21	37	58	7	35	4	1	1	2	-5	0
	Canada	W-CUP	6	2	3	5	6	0	-	-	-	-	-	-
2017-18	CHICAGO	NHL	74	20	32	52	-1	47	-	-	-	-	-	-
2018-19	CHICAGO	NHL	82	35	46	81	2	40	-	-	-	-	-	-
2019-20	CHICAGO	NHL	70	18	42	60	-2	48	9	5	4	9	-2	2
NHL TOTALS			943	345	470	815	193	525	137	45	74	119	12	84

LEADERSHIP

PLAYERS

2019-20

OPPONENTS

TRADITION

RECORDS

PLAYOFFS

HISTORY

MINORS

MEDIA

## LUCAS WALLMARK

FORWARD • 71

(LOO-kuhs WAHL-mark)

SHOOTS: **LEFT**

HEIGHT: **6'0"** WEIGHT: **178**

BIRTHDATE: **SEP. 5, 1995**

BIRTHPLACE: **UMEA, SWEDEN**



### DRAFT POSITION

Carolina Hurricanes fourth-round selection (97th overall) in the 2014 National Hockey League Draft.

### CAREER TRANSACTIONS

Traded by CAR with Erik Haula, Eetu Luostarinen and Chase Priskie to FLA in exchange for Vincent Trocheck on Feb. 24, 2020 ... Signed as a free agent by Chicago on Oct. 12, 2020.

### CAREER HIGHLIGHTS

Established new career highs in games played (81), assists (18) and points (28) during the 2018-19 campaign.

### CAREER

**2019-20:** Split the season between CAR and FLA ... Skated in 60 games with CAR and tallied 23 points (11G, 12A) ... Posted a goal and an assist in seven games with FLA ... His 12 total markers were a career high ... Netted a goal in the season opener on Oct. 3 vs. MTL ... Went seven-for-eight at the dot (87.5 percent) Won a career-high 88.2% (15-for-17) of his draws (min. 10 faceoffs) on Nov. 27 at NYR ... Posted a career-long seven-game point streak (4G, 5A) from Dec. 17-31 ... Skated in two playoff games with the Panthers. **2018-19:** Established new career highs in games played (81), assists (18) and points (28) with the Hurricanes ... Posted two helpers on Nov. 8 at CHI ... Took a career-high eight shots on Nov. 10 vs. DET ... Recorded a three-game assist streak (5A) from Nov. 21-24 ... Tallied a career-high three assists on Nov. 23 vs. FLA ... Netted his first career power-play goal on Dec. 5 at SJS ... Tallied three points (2G, 1A) for his first career multi-goal game on Jan. 20 at EDM ... Had a three-game point streak (1G, 2A) from Feb. 23 - March 2 ... Recorded one goal and four helpers in 15 Stanley Cup Playoff games ... Earned his first career playoff points with two assists in his postseason debut in Game 1 of the Eastern Conference First Round on April 11 at WSH ... Scored his first career playoff goal in Game 2 on April 13 at WSH. **2017-18:** Split the season between the Hurricanes and Charlotte Checkers of the American Hockey League ... Made his season debut and scored his first career NHL goal on Dec. 30 at STL ... Registered 55 points (17G, 38A) in 45 games with Charlotte ... Paced the AHL in points per game at 1.22 (min. 10 games played). **2016-17:** Spent the season with the Hurricanes and Checkers ... Recorded two assists in eight games with the Hurricanes ... Made his National Hockey League debut on March 13 at NYI ... Tallied his first NHL point with a helper on March 14 vs. NYI ... Paced the Checkers in goals (24) and was second in points (46) ... Was fourth among AHL rookies in goals and shared ninth in points. **2015-16:** Skated in 48 games with Lulea of the Swedish Hockey League ... Registered eight goals and 24 helpers ... Added nine points (7G, 2A) in 11 postseason games. **2014-15:** Had 18 points (5G, 13A) in 50 regular-season games with Lulea ... Added five helpers in nine playoff games. **2013-14:** Split the season between Lulea and Asplöven ... Netted three goals and added seven assists in 41 regular-season games with Lulea ... Skated in one playoff game for Lulea ... Had eight points (1G, 7A) with Asplöven.

### CAREER HIGHS

SOG	8	DET	11/10/18
GOALS	2	@ EDM	1/20/19
ASSISTS	3	FLA	11/23/18
POINTS	3		TWICE
PIM	4	MIN	12/7/19

### WALLMARK VS. NHL

	GP	G	A	PTS	PIM
ANA	4	0	0	0	0
ARI	5	1	1	2	2
BOS	6	0	1	1	2
BUF	4	1	0	1	0
CGY	6	0	2	2	6
CHI	5	0	4	4	0
COL	3	0	1	1	4
CBJ	8	0	2	2	4
DAL	4	1	1	2	2
DET	8	0	0	0	0
EDM	4	3	2	5	2
FLA	6	1	4	5	6
LAK	4	0	1	1	2
MIN	6	2	0	2	8
MON	6	2	2	4	2
NSH	4	1	1	2	4
NJD	8	0	0	0	2
NYI	8	0	2	2	2
NYR	8	2	1	3	2
OTT	5	0	1	1	0
PHI	8	4	1	5	0
PIT	5	0	2	2	4
SJS	4	1	0	1	2
STL	3	1	1	2	0
TBL	6	0	0	0	2
TOR	6	1	3	4	0
VAN	4	0	0	0	0
VKG	4	0	0	0	0
WAS	10	1	0	1	0
WPG	5	1	0	1	0
<b>TOTALS</b>	<b>167</b>	<b>23</b>	<b>33</b>	<b>56</b>	<b>58</b>

### INTERNATIONAL CAREER

Posted four goals and two assists for Team Sweden at the 2015 IIHF World Junior Championship ... His four goals shared fifth among all skaters at the tournament ... Helped Sweden to a silver medal at the 2014 IIHF World Junior Championship, finishing the tournament with eight points (3G, 5A) ... Had five points (3G, 2A) in five games at the 2013 IIHF U18 World Junior Championship.

CAREER (CONT.)

REGULAR SEASON

PLAYOFFS

SEASON	TEAM	LEAGUE	GP	G	A	PTS	+/-	PIM	GP	G	A	PTS	+/-	PIM
2016-17	CAROLINA	NHL	8	0	2	2	1	2	-	-	-	-	-	-
	Charlotte	AHL	67	24	22	46	13	28	5	3	3	6	2	2
2017-18	CAROLINA	NHL	11	1	0	1	-4	2	-	-	-	-	-	-
	Charlotte	AHL	45	17	38	55	15	16	8	3	2	5	-1	4
2018-19	CAROLINA	NHL	81	10	18	28	-8	36	15	1	4	5	0	6
2019-20	CAROLINA	NHL	60	11	12	23	0	18	-	-	-	-	-	-
	FLORIDA	NHL	7	1	1	2	0	0	2	0	0	0	-1	2
NHL TOTALS			167	23	33	56	-11	58	17	1	4	5	-1	8

LEADERSHIP
PLAYERS
2019-20
OPPONENTS
TRADITION
RECORDS
PLAYOFFS
HISTORY
MINORS
MEDIA

## NIKITA ZADOROV

**FORWARD • 16**


(nih-KEE-tuh za-DOHR-awv)

SHOOTS: **LEFT**

HEIGHT: **6'6"** WEIGHT: **235**

BIRTHDATE: **APRIL 16, 1995**

BIRTHPLACE: **MOSCOW, RUSSIA**



### DRAFT POSITION

Buffalo Sabres' first-round selection (16th overall) in the 2013 National Hockey League Draft.

### CAREER TRANSACTIONS

Traded by BUF to COL with Mikhail Grigorenko, J.T. Compher and a second-round pick in the 2015 NHL Draft in exchange for Jamie McGinn and Ryan O'Reilly on June 26, 2015 ... Traded by COL with Anton Lindholm to Chicago in exchange for Brandon Saad and Dennis Gilbert.

### CAREER HIGHLIGHTS

Tallied postseason highs in goals (3) and points (5) during the 2020 Stanley Cup Playoffs ... Recorded a career-best 23 takeaways during the 2019-20 regular season ... Matched a season high with seven markers during the 2018-19 season ... Registered career highs in games played (77), goals (7), assists (13), points (20), blocks (106) and hits (278) during the 2017-18 season ... Paced rookie defensemen with 134 hits during the 2014-15 season ... Picked up the game-winning goal in overtime on Dec. 13, 2014 vs. FLA to become the youngest blueliner in Sabres history to score an OT goal (19 years, 242 days) ... Made his National Hockey League debut on Oct. 19, 2013 vs. COL.

### CAREER

**2019-20:** Notched 13 points (4G, 9A) in 64 games with COL ... Paced Avalanche skaters with 175 hits, the fourth straight season he led the team in that category ... Had an assist in the season opener on Oct. 3 vs. CGY ... Logged a season-high 10 hits and skated in a season-high 27:10 of total ice time on Dec. 7 at BOS ... Tallied a career-long four-game point streak (2G, 5A) from Jan. 18 - Feb. 4 ... Appeared in 15 playoff games and recorded postseason highs in goals (3) and points (5) ... Achieved his first career multi-point postseason game with a goal and an assist on Aug. 26 at DAL. **2018-19:** Led the Avalanche in hits for the third consecutive season with 228, becoming the first COL player to lead the team in hits for three straight seasons ... Finished second on the team with a career-best +19 plus/minus rating and was the only player in the NHL to compile over 225 hits with a plus/minus rating of +19 or better ... Had five hits and blocked four shots on Nov. 7 vs. NSH ... Delivered a season-high eight hits on Nov. 28 vs. PIT ... Scored a goal on Jan. 16 at OTT ... Picked up a point (1G, 1A) in consecutive games from Feb. 2-5 ... Notched his lone multi-point effort of the season with a goal and an assist on Feb. 23 at NSH ... Matched a season high with eight hits on March 15 vs. ANA ... Skated in 12 postseason games with the Avalanche ... Set a playoff career high with 11 hits in Game 3 of the Western Conference Semifinals on April 30 vs. SJS. **2017-18:** Posted career highs in goals (7), assists (13), points (20) and games played (77) ... Paced the NHL and set an Avalanche franchise record with 278 hits ... Became the first COL player to lead the league in that category ... Was the first league blueliner to score seven-plus goals with over 270 hits in a season since the NHL began tracking hits in 1998-99 ... Tallied goals in consecutive games for the first time in his NHL career from Nov. 25-29 ... Appeared in his 200th career NHL game on Feb. 22 at EDM ... Set a single-game COL record with 15 hits on March 22 vs. LAK ... Recorded a goal and two helpers in six Stanley Cup Playoff games with COL ... Potted a marker in his postseason debut on April 12 at NSH ... Picked up his first career postseason assist in Game 2 of the Western Conference Quarterfinals on April 14 at NSH. **2016-17:** Registered 10 assists in 56 games for the Avalanche ... Led the club in hits (153) ... Skated in his 100th NHL game on Nov. 6 at STL ... Had two helpers on Jan. 23 vs. SJS ... Suffered a season-ending ankle injury on Feb. 20. **2015-16:** Split time with the Avalanche and San Antonio Rampage of the American Hockey League ... Recorded two helpers in 22 games with COL ... Made his Avalanche debut on Oct. 8 vs. MIN ... Finished second

### CAREER HIGHS

SOG	6	@ANA	1/31/17
GOALS	1		22 TIMES
ASSISTS	2		SIX TIMES
POINTS	2		10 TIMES
PIM	14		TWICE

### ZADOROV VS. NHL

	GP	G	A	PTS	PIM
ANA	16	1	0	1	15
ARI	12	0	1	1	28
BOS	12	1	2	3	13
BUF	8	1	2	3	8
CGY	11	2	1	3	19
CAR	10	0	1	1	6
CHI	14	0	1	1	8
COL	2	0	0	0	2
CBJ	10	1	0	1	6
DAL	21	1	4	5	26
DET	9	0	5	5	4
EDM	9	1	1	2	2
FLA	14	1	4	5	20
LAK	13	1	0	1	17
MIN	17	1	1	2	14
MON	10	0	2	2	6
NSH	17	2	3	5	15
NJD	11	0	0	0	9
NYI	11	0	1	1	13
NYR	8	0	0	0	6
OTT	9	1	1	2	6
PHI	10	2	2	4	4
PIT	9	0	0	0	10
SJS	9	1	2	3	6
STL	17	1	1	2	19
TBL	14	0	4	4	26
TOR	11	0	3	3	23
VAN	11	1	6	7	12
VKG	6	0	1	1	4
WAS	9	1	0	1	16
WPG	16	2	4	6	20
<b>TOTALS</b>	<b>356</b>	<b>22</b>	<b>53</b>	<b>75</b>	<b>383</b>

## CAREER (CONT.)

among Rampage defensemen with 19 points (10G, 9A). **2014-15:** Played in 60 games as a rookie for the Buffalo Sabres ... Finished sixth among NHL rookie defensemen with 15 points (3G, 12A) ... Led rookie blueliners with 134 hits ... Tallied his first career NHL assist on Nov. 13 at MIN ... Picked up the game-winning goal in overtime on Dec. 13, 2014 vs. FLA to become the youngest blueliner in Sabres history to score an OT goal (19 years, 242 days).

**2013-14:** Spent time with BUF and the London Knights of the Ontario Hockey League ... Made his NHL debut on Oct. 19 vs. COL ... Notched his first NHL goal on Oct. 23 vs. BOS ... Had 30 points (11G, 19A) in 36 games with the Knights ... Was selected to the OHL's Second All-Star Team ... Added nine points (4G, 5A) in nine postseason contests with London. **2012-13:** Helped London win the OHL championship in his first year with the Knights ... Paced league rookies with a +33 plus/minus rating and ranked second among first-year defensemen with 25 points (6G, 19A) ... Named to the OHL All-Rookie Team.

## INTERNATIONAL CAREER

Won a bronze medal with Russia at the 2019 IIHF World Championship and at the 2014 IIHF World Junior Championship ... Led all Russian blueliners in goals (4) and points (5) during the 2014 tournament ... Registered two goals in six games at the 2012 IIHF Under-18 World Championship.

## CAREER STATISTICS

SEASON	TEAM	LEAGUE	REGULAR SEASON						PLAYOFFS					
			GP	G	A	PTS	+/-	PIM	GP	G	A	PTS	+/-	PIM
2012-13	London	OHL	63	6	19	25	33	54	20	2	4	6	5	36
2013-14	BUFFALO	NHL	7	1	0	1	-4	4	-	-	-	-	-	-
	London	OHL	36	11	19	30	30	43	9	4	5	9	-1	12
2014-15	BUFFALO	NHL	60	3	12	15	-10	51	-	-	-	-	-	-
2015-16	COLORADO	NHL	22	0	2	2	-5	12	-	-	-	-	-	-
	San Antonio	AHL	52	10	19	29	-9	90	-	-	-	-	-	-
2016-17	COLORADO	NHL	56	0	10	10	-20	73	-	-	-	-	-	-
2017-18	COLORADO	NHL	77	7	13	20	4	103	6	1	2	3	1	32
2018-19	COLORADO	NHL	70	7	7	14	19	75	12	0	0	0	-5	24
2019-20	COLORADO	NHL	64	4	9	13	6	65	15	3	2	5	5	18
NHL TOTALS			356	22	53	75	-10	383	33	4	4	8	1	74

LEADERSHIP

PLAYERS

2019-20

OPPONENTS

TRADITION

RECORDS

PLAYOFFS

HISTORY

MINORS

MEDIA

## NICOLAS BEAUDIN

DEFENSE • 74

SHOOTS: **LEFT**

HEIGHT: **5'11"** WEIGHT: **168**

BIRTHDATE: **OCTOBER 7, 1999**

BIRTHPLACE: **CHATEAUGUAY, QC, CAN**



### DRAFT POSITION

Blackhawks' first-round selection (27th overall) in the 2018 National Hockey League Draft.

### CAREER TRANSACTIONS

Agreed to terms with the Blackhawks on a three-year contract on Nov. 9, 2018.

### CAREER HIGHLIGHTS

Made his NHL debut and recorded two assists in a victory on March 29 vs. WPG.

### CAREER

**2019-20:** Split the season with the Rockford IceHogs of the American Hockey League and the Blackhawks ... Skated in 59 contests, notching 15 points (3G, 12A) with Rockford and skated in one game with Chicago ... Ranked second in assists (12) among IceHogs bluelines and shared second among Rockford defensemen in points (15) ... Made his professional hockey debut with the Rockford IceHogs on Oct. 4 at Iowa ... Recorded his first professional points (1A) on Oct. 30 vs. San Antonio ... Scored his first professional goal on Dec. 13 at Belleville ... Notched his first multi-point game (2A) on Feb. 28 at Texas ... Made his NHL debut on March 11 vs. SJS. **2018-19:** Skated in 53 games with Drummondville of the Quebec Major Junior Hockey League, scoring 56 points (7G, 49A) ... Finished fifth in the QMJHL in scoring among defensemen ... Played in 16 playoff games and scored two goals and six assists ... Named to QMJHL Second All-Star Team. **2017-18:** His 69 points ranked fourth among defensemen in the QMJHL in scoring ... Totaled 12 goals and 57 assists in 68 games ... Picked up QMJHL Second All-Star Team Honors ... Played in 10 playoff games and scored 11 points (3G, 8A). **2016-17:** Led Drummondville defensemen with 41 points (5G, 36A) in 64 games played ... Played in four playoff games with Drummondville. **2015-16:** Played 26 games and tallied one assist in his first season with Drummondville.

### CAREER STATISTICS

SEASON	TEAM	LEAGUE	REGULAR SEASON						PLAYOFFS					
			GP	G	A	PTS	+/-	PIM	GP	G	A	PTS	+/-	PIM
2014-15	Châteauguay	QMAAA	41	3	21	24	-3	22	16	1	12	13	-1	10
2015-16	Châteauguay	QMAAA	21	5	18	23	19	44	-	-	-	-	-	-
	Drummondville	QMJHL	26	0	1	1	-7	4	3	1	0	1	2	2
2016-17	Drummondville	QMJHL	64	5	36	41	-19	26	4	0	0	0	-6	2
2017-18	Drummondville	QMJHL	68	12	57	69	27	45	10	3	8	11	2	2
2018-19	Drummondville	QMJHL	53	7	49	56	60	48	16	2	6	8	7	20
2019-20	CHICAGO	NHL	1	0	0	0	1	0	-	-	-	-	-	-
	Rockford	AHL	59	3	12	15	-5	33	-	-	-	-	-	-
NHL TOTALS			1	0	0	0	1	0	-	-	-	-	-	-

## LUCAS CARLSSON

DEFENSE • 46

SHOOTS: **LEFT**

HEIGHT: **6'0"** WEIGHT: **189**

BIRTHDATE: **JULY 5, 1997**

BIRTHPLACE: **GAVLE, SWEDEN**



### DRAFT POSITION

Blackhawks' fourth-round selection (110th overall) in the 2016 National Hockey League Draft.

### CAREER TRANSACTIONS

Agreed to terms with the Blackhawks on a three-year contract on May 21, 2018.

### CAREER

**2019-20:** Split the season between Chicago and the Rockford IceHogs of the American Hockey League ... Skated in six contests with the Blackhawks, tallying one assist ... Appeared in 48 games with Rockford, recording 26 points (5G, 21A) ... Made his National Hockey League debut on Feb. 23 at DAL ... Notched his first career NHL point (1A) on March 3 vs. ANA ... Led all defenseman in Rockford in points (26), goals (5) and assists (21) ... Tallied six multi-point contests with the IceHogs. **2018-19:** Made his North American professional hockey debut with the Rockford IceHogs of the American Hockey League, recording 33 points (9G, 24A) in 69 games ... His 33 points led all IceHogs blueliners and finished fifth on the team among all skaters. **2017-18:** Skated in 44 games with Brynas IF of the Swedish Hockey League, recording 17 points (7G, 10A) ... Also appeared in six playoff contests. **2016-17:** Appeared in 41 contests with Brynas IF of the SHL, notching 11 points (3G, 8A) ... Also skated in 20 playoff games, recording four helpers. **2015-16:** Split the season between Brynas IF J20 of the J20 SuperElit league and Brynas IF of the SHL ... With Brynas IF J20, notched 11 points (1G, 10A) in 15 games and skated in one playoff contest ... Made his SHL debut with Brynas IF, skating in 35 contests and totaling nine points (4G, 5A) and two assists in three playoff contests.

### CAREER STATISTICS

SEASON	TEAM	LEAGUE	GP	REGULAR SEASON						PLAYOFFS					
				G	A	PTS	+/-	PIM		GP	G	A	PTS	+/-	PIM
2012-13	Brynas IF J18	SWE J18	34	4	13	17	27	50		3	0	0	0	1	0
	Brynas IF U16	SWE U16	6	1	5	6	-	34		-	-	-	-	-	-
2013-14	Brynas IF J20	SuperElit	5	1	1	2	-3	10		-	-	-	-	-	-
	Brynas IF J18	SWE J18	34	14	18	32	24	96		5	0	5	5	0	2
2014-15	Brynas IF	SWE	16	0	1	1	-2	2		1	0	0	0	0	0
	Brynas IF J20	SuperElit	42	6	12	18	5	60		2	0	1	1	2	4
	Brynas IF J18	SWE J18	9	8	6	14	10	33		4	4	2	6	5	2
	Sweden	WJC U18	5	1	1	2	0	4		-	-	-	-	-	-
2015-16	Brynas IF	SWE	35	4	5	9	-4	8		3	0	2	2	5	0
	Brynas IF J20	SuperElit	15	1	10	11	11	53		1	0	0	0	0	25
2016-17	Brynas IF	SWE	41	3	8	11	5	16		20	0	4	4	2	4
	Sweden	WJC	7	1	2	3	9	4		-	-	-	-	-	-
2017-18	Brynas IF	SWE	44	7	10	17	-9	28		6	0	0	0	-6	2
2018-19	Rockford	AHL	69	9	24	33	-5	34		-	-	-	-	-	-
2019-20	CHICAGO	NHL	6	0	1	1	3	0		1	0	0	0	-2	0
	Rockford	AHL	48	5	21	26	3	26		-	-	-	-	-	-
NHL TOTALS			6	0	1	1	3	0		1	0	0	0	-2	0

LEADERSHIP

PLAYERS

2019-20

OPPONENTS

TRADITION

RECORDS

PLAYOFFS

HISTORY

MINORS

MEDIA



## MATEJ CHALUPA

**FORWARD • 67**

(MAW-tay huh-LOO-puh)

SHOOTS: **LEFT**

HEIGHT: **6'1"** WEIGHT: **172**

BIRTHDATE: **JULY 26, 1998**

BIRTHPLACE: **PRAGUE, CZECH REPUBLIC**



### DRAFT POSITION

Undrafted.

### CAREER TRANSACTIONS

Signed as a free agent with Chicago on May 29, 2020.

### CAREER

**2019-20:** Spent the majority of the season with HK Hradec Kralove of the Czech Republic League ... Recorded 24 points (7G, 17A) in 50 games ... His 17 helpers shared first among HK Hradec Kralove skaters ... Skated in two postseason games ... Appeared in one game with SK Kadan of the Czech Republic-2 League and recorded a goal. **2018-19:** Collected 14 points (4G, 10A) in 48 regular-season games with HK Hradec Kralove ... Appeared in four playoff games. **2017-18:** Made Appearances with HC Plzen of the Czech Republic League, HC Stadion Litomerice of the Czech Republic-2 League, HC Slovan Usti nad Labem of Czech Republic-2 League, HC Klatovy of the Czech Republic-3 League and HC Plzen U20 of the Czech Republic U20 League totaling 16 goals and nine assists over 57 games. **2016-17:** Split the season between HC Plzen and HC Klatovy of the Czech Republic-3 League ... Totaled nine points (4G, 5A) in five regular-season games for Klatovy.

### CAREER STATISTICS

SEASON	TEAM	LEAGUE	REGULAR SEASON						PLAYOFFS					
			GP	G	A	PTS	+/-	PIM	GP	G	A	PTS	+/-	PIM
2016-17	Plzen	Czech	6	0	0	0	-1	0	-	-	-	-	-	-
	Klatovy	Czech3	5	4	5	9	-	2	2	0	0	0	-	0
2017-18	Plzen U20	Czech U20	14	10	5	15	4	4	7	3	1	4	3	12
	Plzen	Czech	18	0	1	1	1	12	-	-	-	-	-	-
	Litomerice	Czech2	14	5	2	7	-3	4	-	-	-	-	-	-
	Usti nad Labem	Czech2	8	0	1	1	-3	8	-	-	-	-	-	-
	Klatovy	Czech3	3	1	0	1	-	0	-	-	-	-	-	-
2018-19	Kralove	Czech	48	4	10	14	10	30	4	0	0	0	-2	0
2019-20	Kralove	Czech	50	7	17	24	2	20	2	0	0	0	-1	0
	Kadan	Czech2	1	1	0	1	1	0	-	-	-	-	-	-

## MACKENZIE ENTWISTLE

**FORWARD • 58**

(muh-KEHN-zee EHN-twiH-suhl)

SHOOTS: **RIGHT**

HEIGHT: **6'3"** WEIGHT: **174**

BIRTHDATE: **JULY 14, 1999**

BIRTHPLACE: **PRAGUE, GEORGETOWN, ONTARIO**



### DRAFT POSITION

Arizona Coyotes' third-round selection (69th overall) in the 2017 National Hockey League Draft.

### CAREER TRANSACTIONS

From ARI along with Marcus Kruger, Jordan Maletta, Andrew Campbell and a 2019 pick for Marian Hossa, Vinnie Hinostroza, Jordan Oesterle and a 2019 pick on July 12, 2018.

### CAREER

**2019-20:** Skated in 56 contests with the Rockford IceHogs of the American Hockey League, recording 26 points (11G, 15A) during his rookie campaign ... His 15 assists ranked fourth among all Rockford skaters while his 26 points shared fourth ... Made his professional hockey debut on Oct. 4 at Iowa, tallying his career point (1A) ... Scored his first professional goal and notched his first career multi-point game (1A, 1A) on Oct. 30 vs. San Antonio. **2018-19:** Split the season between the Hamilton Bulldogs and the Guelph Storm of the Ontario Hockey League ... Captained Hamilton, appearing in 29 contests and recording 27 points (15G, 12A) ... Traded to Guelph and skated in 28 games, notching 30 points (15G, 15A) ... Helped Guelph win the 2019 OHL Championship, recording 21 points (7G, 14A) in 24 playoff contests. **2017-18:** Skated in 49 contests with the Hamilton Bulldogs of the OHL, recording 38 points (13G, 25A) ... Also appeared in 21 playoff games, recording 17 points (10G, 7A). **2016-17:** Recorded 25 points (12G, 13A) in 54 regular-season contests with the Hamilton Bulldogs of the OHL ... Also skated in seven postseason games, notching a goal and an assist. **2015-16:** Made his Ontario Hockey League debut with the Hamilton Bulldogs, recording 14 points (6G, 8A) in 60 contests.

### CAREER STATISTICS

SEASON	TEAM	LEAGUE	GP	REGULAR SEASON						PLAYOFFS					
				G	A	PTS	+/-	PIM		GP	G	A	PTS	+/-	PIM
2015-16	Hamilton	OHL	60	6	8	14	-14	17		-	-	-	-	-	-
	Canada	WHC-17	6	1	0	1	-	6		-	-	-	-	-	-
2016-17	Hamilton	OHL	54	12	13	25	0	25		7	1	1	2	-1	0
	Canada	Wjc-18	5	4	3	7	1	6		-	-	-	-	-	-
2017-18	Hamilton	OHL	49	13	25	38	16	35		21	10	7	17	9	14
2018-19	Hamilton	OHL	29	15	12	27	-	25		-	-	-	-	-	-
	Guelph	OHL	28	15	15	23	10	23		24	7	14	21	13	14
2019-20	Rockford	AHL	56	11	15	26	0	38		-	-	-	-	-	-

LEADERSHIP

PLAYERS

2019-20

OPPONENTS

TRADITION

RECORDS

PLAYOFFS

HISTORY

MINORS

MEDIA

## BRANDON HAGEL

**FORWARD • 38**

(HAY-guhl)

SHOOTS: **LEFT**

HEIGHT: **5'11"** WEIGHT: **174**

BIRTHDATE: **AUGUST 27, 1998**

BIRTHPLACE: **SASKATOON, SASKATCHEWAN**



### DRAFT POSITION

Buffalo Sabres' sixth-round selection (159th overall) in the 2016 National Hockey League Draft.

### CAREER TRANSACTIONS

Signed as a free agent by Chicago on Nov. 5, 2018.

### CAREER

**2019-20:** Appeared in one game with the Chicago Blackhawks, making his National Hockey League debut on March 11 vs. SJS ... Also skated in 59 contests with the Rockford IceHogs of the American Hockey League, recording 31 points (19G, 12A) ... His 19 goals ranked first among Rockford skaters and shared sixth among rookies in the AHL ... His 31 points also ranked third among IceHogs players ... Scored his first professional hockey marker on Nov. 3 vs. Chicago ... Recorded his first career multi-point game (1G, 1A) on Nov. 16 vs. Grand Rapids ... Tallied his first multi-goal game (2G) of his career on Jan. 8 vs. Manitoba. **2018-19:** Split the season between the Red Deer Rebels of the Western Hockey League and the Rockford IceHogs of the American Hockey League ... As an alternate captain with Red Deer, tallied a career-high 102 points (41G, 61A) in 66 games ... Also appeared in four playoff contests, recording four goals and two assists ... Made his professional hockey debut with Rockford, skating in eight games and tallying a helper. **2017-18:** Selected as an alternate captain with the Red Deer Rebels of the WHL ... Recorded 59 points (18G, 41A) in 56 regular-season contests ... Also skated in five postseason games, notching five markers and an assist. **2016-17:** Posted 71 points (31G, 40A) in 65 regular-season games with the Red Deer Rebels of the WHL ... Also tallied seven goals and an assist in eight playoff contests. **2015-16:** Split the season between the Whitecourt Wolverines of the AJHL and the Red Deer Rebels of the WHL ... With Whitecourt, notched a goal and two assists in three contests ... Tallied 47 points (13G, 34A) in 72 games with Red Deer ... Also recorded a goal and nine helpers in 17 playoff contests with the Rebels.

### CAREER STATISTICS

SEASON	TEAM	LEAGUE	GP	REGULAR SEASON					PIM	GP	PLAYOFFS				
				G	A	PTS	+/-				G	A	PTS	+/-	PIM
2015-16	Rebels	WHL	72	13	34	47	22	46		17	1	9	10	-2	18
2016-17	Rebels	WHL	65	31	40	71	2	85		7	7	1	8	-1	10
2017-18	Rebels	WHL	56	18	41	59	2	45		5	5	1	6	-4	16
2018-19	Rebels	WHL	66	41	61	102	42	80		4	4	2	6	-5	8
	Rockford	AHL	8	0	1	1	-2	2		-	-	-	-	-	-
2019-20	CHICAGO	NHL	1	0	0	0	0	0		-	-	-	-	-	-
	Rockford	AHL	59	19	12	31	0	38		-	-	-	-	-	-
NHL TOTALS			1	0	0	0	0	0		-	-	-	-	-	-

## WYATT KALYNUK

DEFENSE • 48

(KAL-nihk)

SHOOTS: **LEFT**

HEIGHT: **6'1"** WEIGHT: **180**

BIRTHDATE: **APRIL 14, 1997**

BIRTHPLACE: **MANITOBA, CANADA**



### DRAFT POSITION

Philadelphia Flyers' seventh-round selection (196th overall) in the 2017 National Hockey League Draft.

### CAREER TRANSACTIONS

Signed as a free agent with Chicago on July 16, 2020.

### CAREER

**2019-20:** Served as team captain of the Wisconsin Badgers ... Named to the All-Big Ten First Team after finishing second among conference blueliners in points (28) and sharing second in goals (7). **2018-19:** Named to the All-Big Ten Second Team and the Spike Carlson/Chris Chelios Most Valuable Player ... Finished second on the team with nine goals ... Led the club with 116 shots ... Shared second on the Badgers with eight power-play points. **2017-18:** Named to the All-Big Ten Freshman team and was an All-Big Ten honorable mention ... Paced Wisconsin with 22 helpers ... His 25 points were second among conference blueliners ... Became the first UW defenseman to score 25-or-more points in his rookie season since 1992-93 ... Co-recipient of the team's Mark Johnson Rookie of the Year Award. **2016-17:** Tallied 31 points (6G, 25A) in 60 games for the Bloomington Thunder of the United States Hockey League. **2015-16:** Posted three goals and 21 assists in 59 regular-season games for the Thunder ... Added two helpers in 10 postseason contests. **2014-15:** Collected 15 assists in 55 games for the Lincoln Stars of the USHL.

### CAREER STATISTICS

CAREER STATISTICS			REGULAR SEASON							PLAYOFFS					
SEASON	TEAM	LEAGUE	GP	G	A	PTS	+/-	PIM	GP	G	A	PTS	+/-	PIM	
2014-15	LINCOLN	USHL	55	0	15	15	-28	16	-	-	-	-	-	-	
2015-16	Bloomington	USHL	59	3	21	24	6	16	10	0	2	2	-6	8	
2016-17	Bloomington	USHL	60	6	25	31	3	82	-	-	-	-	-	-	
2017-18	Wisconsin	NCAA	37	3	22	25	-11	28	-	-	-	-	-	-	
2018-19	Wisconsin	NCAA	37	9	16	25	0	32	-	-	-	-	-	-	
2019-20	Wisconsin	NCAA	36	7	21	28	-5	24	-	-	-	-	-	-	

LEADERSHIP

PLAYERS

2019-20

OPPONENTS

TRADITION

RECORDS

PLAYOFFS

HISTORY

MINORS

MEDIA

## PHILIPP KURASHEV

**FORWARD • 23**

(FIHL-ihp KUHR-uh-shehv)

SHOOTS: **LEFT**

HEIGHT: **6'0"** WEIGHT: **192**

BIRTHDATE: **OCTOBER 12, 1999**

BIRTHPLACE: **MÜNSINGEN, SWITZERLAND**



### DRAFT POSITION

Blackhawks' fourth-round selection (120th overall) in the 2018 National Hockey League Draft.

### CAREER TRANSACTIONS

Agreed to terms with the Blackhawks on a three-year contract on March 12, 2019.

### CAREER

**2019-20:** Tallied 19 points (7G, 12A) with the Rockford IceHogs of the American Hockey League ... Recorded his first professional point (1A) on Oct. 4 at Iowa ... Scored his first career marker on Nov. 6 vs. Toronto ... Notched a career-high three points (1G, 2A) for his first career multi-point games on Dec. 15 at Toronto. **2018-19:** Split the season between the Quebec Remparts of the QMJHL and the Rockford IceHogs of the American Hockey League ... With Quebec, tallied a career-high 65 points (29G, 36A) in 59 regular-season games and notched a goal and four assists in seven playoff contests ... Made his North American professional hockey debut with the Rockford IceHogs, skating in three games. **2017-18:** Appeared in 59 games with the Quebec Remparts of the QMJHL, totaling 60 points (19G, 41A) ... His 41 assists marked a career high ... Tallied a marker and four helpers in six postseason games. **2016-17:** Recorded 54 points (21G, 33A) in 65 contests in his first season with the Quebec Remparts of the QMJHL ... Also notched one goal and two assists in four playoff games.

### CAREER STATISTICS

SEASON	TEAM	LEAGUE	REGULAR SEASON						PLAYOFFS					
			GP	G	A	PTS	+/-	PIM	GP	G	A	PTS	+/-	PIM
2011-12	Dragons u15	SUI	3	0	1	1	-	0	-	-	-	-	-	-
2012-13	Bern u15	SUI	24	13	12	25	-	6	-	-	-	-	-	-
2013-14	Bern u15	SUI	20	35	18	53	-	8	-	-	-	-	-	-
	Bern u17	SUI	7	1	0	1	-	0	-	-	-	-	-	-
2014-15	Bern u17	SUI	26	22	28	50	-	6	3	3	3	6	-	2
2014-15	Bern u20	SUI	3	1	1	2	-	0	-	-	-	-	-	-
2015-16	GCK u20	SUI	34	9	9	18	-	8	12	4	4	8	-	8
	Switzerland u18	WJC-18	5	1	1	2	-5	4	-	-	-	-	-	-
2016-17	Quebec	QMJHL	65	21	33	54	-8	10	4	1	2	3	-6	2
	Switzerland u18	WJC-18	5	3	1	4	-1	2	-	-	-	-	-	-
2017-18	Quebec	QMJHL	59	19	41	60	-4	24	6	1	4	5	6	-5
	Switzerland u20	WJC-20	5	1	2	3	-3	2	-	-	-	-	-	-
2018-19	Quebec	QMJHL	59	29	36	65	0	33	7	1	4	5	-7	8
	Rockford	AHL	3	0	0	0	-2	0	-	-	-	-	-	-
2019-20	Rockford	AHL	36	7	12	19	5	8	-	-	-	-	-	-

# ANTON LINDHOLM

DEFENSE • 54

(AN-tawn LIHND-hohlm)

SHOOTS: **LEFT**

HEIGHT: **5'11"** WEIGHT: **191**

BIRTHDATE: **NOV. 29, 1994**

BIRTHPLACE: **SKELLEFTEÅ, SWEDEN**



## DRAFT POSITION

Colorado Avalanche's fifth-round selection (144th overall) in the 2014 National Hockey League Draft.

## CAREER TRANSACTIONS

Traded by COL with Nikita Zadorov to Chicago in exchange for Brandon Saad and Dennis Gilbert.

## CAREER HIGHLIGHTS

Notched his first career NHL point on Jan. 25, 2018 at STL ... Made his National Hockey League Debut on March 15, 2017 vs. DET.

## CAREER

**2019-20:** Spent time with the Avalanche and Colorado Eagles of the American Hockey League ... Picked up a helper in four games with COL ... Notched three points (1G, 2A) in 45 games with the Eagles. **2018-19:** Skated in two games for the Avalanche ... Posted one marker and seven assists in 57 regular-season games with the Eagles ... Had a goal in four Calder Cup Playoff games. **2017-18:** Tallied a NHL season-high four helpers in 48 games. **2016-17:** Skated in 12 games for the Avalanche ... Made his NHL Debut on March 15, 2017 vs. DET ... Had two goals and 11 assists in 62 games with the San Antonio Rampage of the AHL. **2015-16:** Recorded four assists in 30 games with Skellefteå of the Swedish Hockey League ... Added a helper in 16 postseason contests. **2014-15:** Split the season between Skellefteå and Malmö ... Had seven assists in 35 SHL games ... Posted five points (1G, 4A) in the postseason ... Had one goal and two assists with Malmö. **2013-14:** Spent time with Skellefteå, Skellefteå AIK J20 and Piteå of HockeyEttan ... Skated in seven-regular season SHL contests ... Helped Skellefteå capture the league championship by posting a goal and two assists in 14 playoff games ... Recorded one goal and five helpers in 39 J20 SuperElit games ... Had an assist in one game with Piteå.

## CAREER STATISTICS

SEASON	TEAM	LEAGUE	REGULAR SEASON						PLAYOFFS					
			GP	G	A	PTS	+/-	PIM	GP	G	A	PTS	+/-	PIM
2014-15	SKELLEFTEÅ	SHL	35	0	7	7	12	35	15	1	4	5	10	8
2015-16	Skellefteå	SHL	30	0	4	4	3	18	16	0	1	1	6	6
2016-17	Colorado	NHL	12	0	0	0	-8	2	-	-	-	-	-	-
	San Antonio	AHL	62	2	11	13	-18	39	-	-	-	-	-	-
2017-18	Colorado	NHL	48	0	4	4	4	14	-	-	-	-	-	-
2018-19	Colorado	NHL	2	0	0	0	-1	0	-	-	-	-	-	-
	Colorado	AHL	57	1	7	8	-11	16	4	1	0	1	4	0
2019-20	Colorado	NHL	4	0	1	1	0	1	-	-	-	-	-	-
	Colorado	AHL	45	1	2	3	3	14	-	-	-	-	-	-

LEADERSHIP

PLAYERS

2019-20

OPPONENTS

TRADITION

RECORDS

PLAYOFFS

HISTORY

MINORS

MEDIA

## IAN MITCHELL

DEFENSE • 51

SHOOTS: **LEFT**

HEIGHT: **5'11"** WEIGHT: **173**

BIRTHDATE: **JAN. 18, 1999**

BIRTHPLACE: **ALBERTA, CANADA**



### DRAFT POSITION

Chicago Blackhawks second-round selection (57th overall) in the 2017 National Hockey League Draft.

### CAREER TRANSACTIONS

Agreed to terms with the Blackhawks on a three-year contract on March 12, 2019.

### CAREER

**2019-20:** Served as team captain for the University of Denver ... Named First-Team All American, First-Team All-National Collegiate Hockey Conference and a finalist for NCHC Offensive Defenseman of the Year ... Shared sixth among NCAA blueliners with 32 points (10G, 22A) ... His 10 goals shared first among NCHC defensemen ... Also placed conference defensemen in shorthanded goals (2), game-winning goals (3) and shots on goal (100). **2018-19:** Served as an alternate captain for Denver ... Named Second-Team All-NCHC ... Appeared in 39 of 41 games ... Paced the team with eight power-play assists, 12 power-play points and 66 blocked shots ... Led team blueliners with 27 points (6G, 21A). **2017-18:** Named to the NCHC All-Rookie Team and finalist for NCHC Rookie of the Year ... Received the Pioneers' Barry Sharp Award as the top freshman ... Posted the second-most points among NCAA freshmen defensemen (30) ... Led Denver with 19 power-play assists and 54 blocked shots ... His 19 power-play helpers ranked second in the nation ... Appeared in all 41 games. **2016-17:** Recorded 37 points (8G, 29A) in 53 games for the Spruce Grove Saints of the Alberta Junior Hockey League ... Added four points (1G, 3A) in 10 postseason games. **2015-16:** Collected 27 points (6G, 21A) in 54 games with the Saints ... Had a marker and four helpers in 14 playoff contests.

### INTERNATIONAL CAREER

Helped Team Canada win the 2019 Spengler Cup, finishing the tournament with one goal and one assist in four games ... Served as an alternate captain for Team Canada at the 2019 IIHF World Junior Championship ... Finished the tournament with a goal and two helpers in five games ... Posted two assists in five games at the 2017 IIHF U18 World Junior Championship.

### CAREER STATISTICS

SEASON	TEAM	LEAGUE	GP	G	A	PTS	+/-	PIM		GP	G	A	PTS	+/-	PIM
2014-15	Spruce Grove	AJHL	2	0	0	0	-0	0		-	-	-	-	-	-
	St. Albert	AMHL	27	1	10	11	-	6		1	0	0	0	-	0
2015-16	Spruce Grove	AJHL	54	6	21	27	-	8		14	1	4	5	-	6
2016-17	Spruce Grove	AJHL	53	8	29	37	-	34		10	1	3	4	-	0
	Canada	WJC U18	5	0	2	2	-3	0		-	-	-	-	-	-
2017-18	Denver	NCAA	41	2	28	30	17	14		-	-	-	-	-	-
2018-19	Denver	NCAA	39	6	21	27	18	18		-	-	-	-	-	-
2019-20	Denver	NCAA	36	10	22	32	7	16		-	-	-	-	-	-



# BRANDON PIRRI


FORWARD • 73

SHOOTS: **LEFT**

HEIGHT: **6'0"** WEIGHT: **186**

BIRTHDATE: **APRIL 10, 1991**

BIRTHPLACE: **TORONTO, ONTARIO**



## DRAFT POSITION

Blackhawks' second-round selection (59th overall) in the 2009 NHL Entry Draft.

## CAREER TRANSACTIONS

Acquired from VGK for Dylan Sikura on Sept. 28, 2020 ... Signed with VGK on July 1, 2019 ... Signed with the VGK on July 1, 2018 ... Signed with the VGK on Oct. 5, 2017 ... Signed with the NYR on Aug. 25, 2016 ... Acquired by ANA from FLA for a 2016 sixth-round draft pick on Feb. 29, 2016 ... Acquired by FLA from CHI on March 2, 2014 for two draft picks.

## CAREER

**2019-20:** Split the season between the VGK and the Chicago Wolves of the AHL ... With Vegas, recorded two helpers in 16 games ... Skated in 29 games with the Wolves, recording 42 points (18G, 24A). **2018-19:** Split time between VGK and Chicago (AHL) finishing with 18 points (12G, 6A) in 31 NHL games and 42 points (18 G, 24 A) in 29 games with the Wolves ... Had a career-high 6-game point streak from Dec. 30-Jan. 15, including a career-high 3-game goal streak from Dec. 30-Jan. 8 ... Scored two goals vs. Montreal on Dec. 22. **2017-18:** Appeared in two games with Vegas and scored three goals ... Recorded 52 points (29G, 23A) with Chicago (AHL) ... Also appeared in three Calder Cup Playoff games. **2016-17:** Appeared in 60 games during one season with NY Rangers and finished with 18 points (8 G, 10 A) ... Scored two goals against Boston on Oct. 26. **2015-16:** Appeared in a career-high 61 games split between Florida and Anaheim and finished with a career-high 29 points (14G, 15A) ... Recorded 24 points (11 G, 13 A) in 52 games with Florida ... Posted five points (3G, 2A) in nine games after joining Anaheim ... Had two three-point games (1G, 2A) with Florida. **2014-15:** Recorded 24 points (22G, 2A) in 49 games with Florida ... Scored a career-high 22 goals. **2013-14:** Split time between Chicago, Florida and Rockford ... Finished with 25 points (13G, 12A) in 49 NHL games ... Started season in Chicago and finished with 11 points (6G, 5A) in 28 games with Chicago ... Posted 14 points (7 G, 7 A) in 21 games with Florida ... Also had 26 points (11G, 15A) in 26 games with Rockford. **2012-13:** Appeared in 76 games with Rockford recording 75 points (22G, 53A) ... Appeared in one game with Chicago. **2011-12:** Appeared in five games for Chicago, notching two assists ... Recorded 56 points (23G, 33A) in 66 games with Rockford. **2010-11:** Made NHL debut for Chicago vs. DET on Oct. 9 ... Appeared in 70 games for Rockford and finished with 43 points (12G, 31A).

## CAREER STATISTICS

SEASON	TEAM	LEAGUE	REGULAR SEASON						PLAYOFFS					
			GP	G	A	PTS	+/-	PIM	GP	G	A	PTS	+/-	PIM
2010-11	CHICAGO	NHL	1	0	0	0	-1	0	-	-	-	-	-	-
	ROCKFORD	AHL	70	12	31	43	-6	50	-	-	-	-	-	-
2011-12	CHICAGO	NHL	5	0	2	2	2	0	-	-	-	-	-	-
	ROCKFORD	AHL	66	23	33	56	9	36	-	-	-	-	-	-
2012-13	CHICAGO	NHL	1	0	0	0	0	0	-	-	-	-	-	-
	ROCKFORD	AHL	76	22	53	75	11	72	-	-	-	-	-	-
2013-14	CHICAGO	NHL	28	6	5	11	6	6	-	-	-	-	-	-
	FLORIDA	NHL	21	7	7	14	0	2	-	-	-	-	-	-
	ROCKFORD	AHL	26	11	15	26	-1	10	-	-	-	-	-	-
2014-15	FLORIDA	NHL	49	22	2	24	6	14	-	-	-	-	-	-
2015-16	FLORIDA	NHL	52	11	13	24	-4	30	-	-	-	-	-	-
	ANAHEIM	NHL	9	3	2	5	0	0	-	-	-	-	-	-
2016-17	NEW YORK RANGERS	NHL	60	8	10	18	-8	25	-	-	-	-	-	-
2017-18	VEGAS	NHL	2	3	0	3	3	0	-	-	-	-	-	-
	CHICAGO	AHL	57	29	23	52	8	28	3	0	0	0	-1	2
2018-19	VEGAS	NHL	31	12	6	18	7	6	1	0	0	0	0	0
	CHICAGO	AHL	29	18	24	42	7	37	-	-	-	-	-	-
2019-20	VEGAS	NHL	16	0	2	2	-4	8	-	-	-	-	-	-
	CHICAGO	AHL	38	15	20	35	1	30	-	-	-	-	-	-
NHL TOTALS			275	72	49	121	7	91	1	0	0	0	0	0

## JOHN QUENNEVILLE

**FORWARD • 47**


(KWEHN-vihl)

SHOOTS: **LEFT**

HEIGHT: **6'1"** WEIGHT: **195**

BIRTHDATE: **APRIL 16, 1996**

BIRTHPLACE: **EDMONTON, ALBERTA**



### DRAFT POSITION

Devils' first-round selection (30th overall) in the 2014 National Hockey League Draft.

### CAREER TRANSACTIONS

Agreed to terms with the Blackhawks on a two-year contract extension on Nov. 9, 2019 ... Traded by NJD to Chicago in exchange for John Hayden.

### CAREER HIGHLIGHTS

Made his NHL debut on Dec. 1, 2016 at Chicago ... Notched his first NHL goal and multi-point game (1G, 1A) on March 21, 2017 vs. NYR.

### CAREER

**2019-20:** Split time between Chicago and the Rockford IceHogs of the American Hockey League ... Skated in nine games with the Blackhawks, making his Chicago debut on Dec. 23 vs. NJD ... Appeared in 36 games with the IceHogs, notching 22 points (13G, 9A) ... His 13 goals ranked fourth among Rockford skaters ... Scored two goals twice (Nov. 23 at Texas; Dec. 15 at Toronto) ... Recorded a season-high three points (2G, 1A) on Dec. 15 at Toronto.

**2018-19:** Split the season between the New Jersey Devils and Binghamton Devils of the American Hockey League ... Tallied one marker in 19 regular-season games with NJD ... Picked up 39 points (18G, 21A) in 37 regular-season games with Binghamton. **2017-18:** Spent time with New Jersey and Binghamton ... Skated in two games for NJD ... Had 14 goals and 20 helpers in 43 games in the AHL. **2016-17:** Played for both NJD and the Albany Devils of the American Hockey League ... Posted a goal and three assists in 12 games with NJD ... Selected to play in the AHL All-Star Game ... Tallied 46 points (14G, 32A) in 58 regular-season AHL games ... Added three markers and one helper in four Calder Cup playoff games. **2015-16:** Served as Alternate Captain for the Brandon Wheat Kings of the WHL ... Helped lead the Wheat Kings to a WHL Championship ... Scored 73 points (31G, 42A) in 57 regular-season games ... Led the league with 16 postseason goals. **2014-15:** Tallied 47 points (17G, 30A) in 57 regular-season games for the Wheat Kings ... Added 10 markers and nine assists in 19 postseason games. **2013-14:** Had 58 points (25G, 33A) in 61 regular-season games for Brandon ... Notched 13 points (5G, 8A) in nine playoff games. **2012-13:** Posted eight goals and 11 assists in 47 regular-season games with the Wheat Kings, first season with the club.

### INTERNATIONAL CAREER

Posted a goal and an assist in five games at the 2016 IIHF World Junior Championship ... Helped Canada to a bronze medal at the 2014 IIHF U18 World Junior Championship.

### CAREER STATISTICS

		REGULAR SEASON							PLAYOFFS						
SEASON	TEAM	LEAGUE	GP	G	A	PTS	+/-	PIM	GP	G	A	PTS	+/-	PIM	
2012-13	Brandon	WHL	47	8	11	19	-18	14	-	-	-	-	-	-	
2013-14	Brandon	WHL	61	25	33	58	3	71	9	5	8	13	4	-	
2014-15	Brandon	WHL	57	17	30	47	12	63	19	10	9	19	8	18	
2015-16	Brandon	WHL	57	31	42	73	28	71	21	16	11	27	17	8	
2016-17	Albany	AHL	58	14	32	46	-19	53	4	3	1	4	-2	4	
	NEW JERSEY	NHL	12	1	3	4	1	2	-	-	-	-	-	-	
2017-18	Binghamton	AHL	43	14	20	34	-14	-	-	-	-	-	-	-	
	NEW JERSEY	NHL	2	0	0	0	-3	0	-	-	-	-	-	-	
2018-19	NEW JERSEY	NHL	19	1	0	1	-1	4	-	-	-	-	-	-	
	Binghamton	AHL	37	18	21	39	-2	41	-	-	-	-	-	-	
2019-20	CHICAGO	NHL	9	0	0	0	-1	0	2	0	0	0	-1	0	
	Rockford	AHL	36	13	9	22	4	31	-	-	-	-	-	-	
NHL TOTALS			42	2	3	5	-4	6	2	-	-	-	-1	0	

# PIUS SUTER

**FORWARD • 24**


(PEE-uhs SOO-tuhr)

SHOOTS: **LEFT**

HEIGHT: **5'9"** WEIGHT: **176**

BIRTHDATE: **MAY 24, 1996**

BIRTHPLACE: **ZÜRICH, SWITZERLAND**



## DRAFT POSITION

Undrafted.

## CAREER TRANSACTIONS

Signed as a free agent by Chicago on July 16, 2020.

## CAREER

**2019-20:** Registered a league best and career-high 53 points (30G, 23A) in 50 games for ZSC Lions of Switzerland's National League-A en route to earning the league's Most Valuable Player Award ... His 30 goals were also a career high and paced all NLA skaters. **2018-19:** Recorded 24 points (9G, 15A) in 41 games with ZSC ... Added a goal and an assist in six relegation games. **2017-18:** Paced the Lions with 28 helpers and was second on the team with 39 points ... Helped ZSC claim the NL Championship finishing the postseason with 11 points (5G, 6A). **2016-17:** Finished third on ZSC with 17 goals ... Had two goals and two helpers in six playoff games. **2015-16:** Spent the season with ZSC, The Küssnacht Lions of NLB and the GCK Lions U20 team in Elite Jr. A ... Registered 14 markers and 10 helpers in 45 games with ZSC ... Added a goal in the postseason ... Had one assist in one NLB contest ... Picked up an assist in one Elite Jr. A game while adding eight points (3G, 5A) in six postseason games. **2014-15:** Shared the team lead and eighth in the Ontario Hockey League with 43 goals ... Posted three goals and two helpers in nine postseason games. **2013-14:** Had 24 points (9G, 15A) in 66 games with Guelph ... Notched six goals and two helpers in 20 postseason contests.

## INTERNATIONAL CAREER

Tallied five points (3G, 2A) in four games at the 2018 Olympic Games for Team Switzerland ... Recorded a goal and two helpers at the 2016 IIHF World Championship ... Scored two goals for Switzerland at the 2014 IIHF World Junior Championship.

## CAREER STATISTICS

CAREER STATISTICS			REGULAR SEASON							PLAYOFFS					
SEASON	TEAM	LEAGUE	GP	G	A	PTS	+/-	PIM		GP	G	A	PTS	+/-	PIM
2013-14	Guelph	OHL	66	9	15	24	16	16		20	6	2	8	9	2
2014-15	Guelph	OHL	61	43	29	72	25	28		9	3	2	5	1	10
2015-16	ZSC	NLA	45	14	10	24	12	14		4	1	0	1	-2	0
2016-17	ZSC	NLA	38	17	11	28	16	14		6	2	2	4	2	0
2017-18	ZSC	NLA	36	11	28	39	13	12		18	5	6	11	1	8
2018-19	ZSC	NL	41	9	15	24	4	16		-	-	-	-	-	-
2019-20	ZSC	NL	50	30	23	53	23	16		-	-	-	-	-	-

LEADERSHIP

PLAYERS

2019-20

OPPONENTS

TRADITION

RECORDS

PLAYOFFS

HISTORY

MINORS

MEDIA

## ZACK SMITH

FORWARD • 15

SHOOTS: **LEFT**

HEIGHT: **6'2"** WEIGHT: **208**

BIRTHDATE: **APRIL 5, 1988**

BIRTHPLACE: **MAPLE CREEK, SK, CAN**



### DRAFT POSITION

Senator's third-round pick (79th overall) in the 2008 NHL Draft.

### CAREER TRANSACTIONS

Traded to Chicago from Ottawa for Artem Anisimov on July 16, 2019.

### CAREER HIGHLIGHTS

Made his National Hockey League debut on Nov. 29, 2008 ... Recorded his first NHL goal and point on Jan. 16, 2010 at Montreal ... Skated in 82 games for the first time in his career during the 2013-14 season ... Set career highs in goals (25) and points (36) during the 2015-16 season with Ottawa ... Skated in his 600th career game on March 5, 2019 ... Notched a career-high 19 assists during the 2018-19 campaign ... Ranks ninth in games played (612) in career games played for the Ottawa Senators. Recorded his 200th career point with an assist on Jan. 2 at VAN.

### CAREER

**2019-20:** Totaled 11 points (4G, 7A) in 50 games in his first season with the Blackhawks ... Recorded a season-high two goals on Jan. 15 at MTL ... Won a season-high seven draws on Jan. 14 at OTT ... Picked up his 200th career point (1A) on Jan. 2 at VAN ... Skated in a season-high 16:01 of TOI on Dec. 21 at COL ... Scored his first goal as a Blackhawk on Nov. 29 vs. COL ... Picked up his first two points (2A) as a Blackhawk on Nov. 13 at VGG ... Tied a season-high six hits on Nov. 10 vs. TOR. **2018-19:** Skated in 70 contests with Ottawa, notching a career-high 19 assists and adding nine goals ... Served as an alternate captain for the second consecutive season ... Tied a career-high three points with a career-high three assists vs. Toronto on March 16, 2019 ... **2017-18:** Was appointed to the role of alternate captain for the first time in his NHL career following Dion Phaneuf's trade to Los Angeles on Feb. 13 ... Set a new career high (for the second consecutive season) in averaging 16:43 time-on-ice per game ... Established a new NHL single-game high by skating in 22:59 time-on-ice on Feb. 8 vs. Nashville (4-3 OT win) one of a NHL single-season high seven games in which he played 20:00 or more. **2016-17:** Reached the 30-point plateau for the second consecutive season and established career highs in assists (16) and time-on-ice average (16:22) ... Led the Senators and tied for second among NHL players with four shorthanded goals ... Recorded a career-high three points on two occasions – on 12/18/17 at N.Y. Islanders (6-2 win) and on 1/22/17 vs. Columbus (7-6 OT loss); both contests saw him score twice ... Signed a four-year contract extension with the Senators on 1/23/17 ... Appeared in each of Ottawa's playoff games, recording six points (one goal, five assists). **2015-16:** Established new NHL career highs in goals (25), points (36) and plus/minus (-16) ... Ranked second among Senators (Pageau) and was second among all NHL players with five shorthanded goals ... Matched a career high when he scored twice in one game (and twice in one period for the second time) at Nashville (10/10/15, 7-5 loss) ... Recorded the 100th point of his NHL career at Calgary (2/27/16, 6-4 win) ... Became only the 17th player in franchise history to appear in 400 games for the club when he did so at Boston (4/9/16, 6-1 win) ... Was selected by the Professional Hockey Writers Association (PHWA) as the Senators' nominee for the 2015-16 Bill Masterton Memorial Trophy. **2014-15:** Was limited to only 37 regular-season games primarily on account of sustaining a dislocated left wrist on 12/13/14 at Boston (3-2 SO win) and missing more than three months of action ... Completed a two-game conditioning assignment with Binghamton (AHL) where he recorded two points (one goal, one assist) before returning to the Senators lineup on 3/23/15 vs. San Jose (5-2 win) ... Played in the 300th game of his NHL career on 11/20/14 vs. Nashville

### CAREER HIGHS

SOG	8	MTL	10/30/17
GOALS	2		EIGHT TIMES
ASSISTS	3	TOR	3/16/19
POINTS	3		THREE TIMES
PIM	17	WSH	3/25/11

### SMITH VS. NHL

	GP	G	A	PTS	PIM
ANA	13	0	2	2	4
ARI	13	2	1	3	17
BOS	38	3	3	6	55
BUF	35	2	5	7	20
CGY	17	3	2	5	16
CAR	26	3	3	6	37
CHI	15	4	2	6	16
COL	13	3	3	6	13
CBJ	19	5	1	6	10
DAL	13	3	1	4	10
DET	23	2	5	7	16
EDM	15	2	5	7	15
FLA	33	6	5	11	49
LAK	12	2	1	3	12
MIN	14	0	3	3	2
MON	39	10	8	18	64
NSH	15	3	1	4	19
NJD	27	5	5	10	32
NYI	28	8	3	11	51
NYR	25	5	5	10	37
OTT	1	0	0	0	0
PHI	27	2	5	7	22
PIT	25	2	3	5	26
SJS	13	2	4	6	0
STL	16	0	3	3	14
TBL	33	8	4	12	35
TOR	41	5	14	19	49
VAN	18	0	3	3	17
VGG	4	0	2	2	2
WAS	25	2	1	3	41
WPG	24	6	3	9	21
<b>TOTAL</b>	<b>662</b>	<b>98</b>	<b>106</b>	<b>204</b>	<b>722</b>

## CAREER (CONT.)

(3-2 win). **2013-14:** Was one of four Senators (Erik Karlsson, Milan Michalek, Kyle Turris) to have appeared in each of the club's 82 games ... Averaged greater than 15 minutes of time-on-ice for the second consecutive season while averaging a season career high of 16:32 ... Ranked second among Senators (Jason Spezza) faceoff leaders at 52.7% ... Recorded the third two-goal game of his NHL career when he scored twice in the contest's opening six minutes on 4/4/14 vs. Montreal (7-4 loss). **2012-13:** Was one of six Senators to appear in each of the club's 48 games ... Registered two multi-point games including the first two-assist game of his NHL career vs. Montreal (1/30/13, 5-1 win) ... Played his 200th career NHL game at Boston (4/28/13, 4-2 win), the 39th player all-time to reach that mark as a Senator ... Ranked first among Senators faceoff leaders with a 51.8% average ... Played in all 10 of Ottawa's playoff games ... Recorded his first NHL playoff goal in Game 5 at Montreal (5/9/13, 6-1 win) ... Opened season with Frederikshavn (Denmark) recording 10 points in seven games. **2011-12:** Established new NHL career highs in games played (81), goals (14), assists (12), points (26) and plus/minus (+4) ... Recorded the first multi-point game (one goal, one assist) of his NHL career at Toronto (11/12/11, 5-2 win) ... Registered the first game-winning goal of his NHL career at Toronto (11/12/11, 5-2 win) ... Recorded his first two-goal game at Winnipeg (11/29/11, 6-4 win) that included the first power-play goal of his NHL career ... Played his 100th career NHL game at New Jersey (12/8/11, 5-4 SO loss). **2010-11:** Was recalled from Binghamton on three occasions ... Appeared in a career-high 55 NHL games, setting career highs in goals (four) and assists (five) ... Played a season-high 19:41 at Florida (3/10/11) ... Was a member of Calder Cup championship team in Binghamton, and tied for fourth in AHL playoff scoring with 20 points (eight goals, 12 assists). **2009-10:** Made his 2009-10 NHL debut against Florida (1/9/10) ... Scored his first NHL goal (and first NHL point) with a shorthanded marker in a 4-2 win at Montreal (1/16/10) ... Appeared in each of Ottawa's six post-season contests against Pittsburgh ... Completed his second professional season with the Binghamton, tallying 41 points (14 goals, 27 assists) in 68 games. **2008-09:** Completed his first full professional season with Binghamton, missing only one regular-season game (due to NHL recall) ... Tallied his first professional goal in the B-Sens' 3-1 win at Rochester on 10/12/08 ... Was recalled by Ottawa on one occasion (11/28/08) and made his NHL debut in a 4-2 loss on 11/29/08 at the N.Y. Islanders ... Ranked second (tie) among all B-Sens in goals (24), fifth in points (48) and fifth in penalty minutes (132) ... Finished third (tie) among all AHL rookies in goals and 14th (tie) in points ... Co-winner of the B-Sens Rookie of the Year award. **2007-08:** Signed amateur tryout contract with the Manitoba Moose (AHL) on 4/15/08 ... Made professional debut with the Moose on 4/18/08 at Syracuse and recorded first professional point (an assist) in that contest ... Appeared in six AHL playoff contests ... Led the Swift Current Broncos (WHL) in scoring and was also first in assists (48) ... Ranked fourth in team post-season scoring and first in penalty minutes (29) ... Appeared in all regular and post-season contests. **2006-07:** Was one of three players to appear in all but one regular-season contest ... Surpassed 100 penalty minutes and ranked third among Broncos in penalty minutes (130).

## CAREER STATISTICS

## REGULAR SEASON

## PLAYOFFS

SEASON	TEAM	LEAGUE	GP	G	A	PTS	+/-	PIM	GP	G	A	PTS	+/-	PIM
2004-05	Swift Current	WHL	14	1	1	2	-4	0	-	-	-	-	-	-
2005-06	Swift Current	WHL	64	2	5	7	-5	78	3	0	0	0	0	9
2006-07	Swift Current	WHL	71	16	15	31	-18	130	6	0	2	2	-6	11
2007-08	Swift Current	WHL	72	22	48	70	31	136	12	5	5	10	-1	29
	Manitoba	AHL	-	-	-	-	-	-	6	0	1	1	1	0
2008-09	Binghamton	AHL	79	24	24	48	-4	132	-	-	-	-	-	-
	OTTAWA	NHL	1	0	0	0	0	0	-	-	-	-	-	-
2009-10	Binghamton	AHL	68	14	27	41	-7	100	-	-	-	-	-	-
	OTTAWA	NHL	15	2	1	3	1	14	6	0	0	0	-4	5
2010-11	OTTAWA	NHL	55	4	5	9	-11	120	-	-	-	-	-	-
	Binghamton	AHL	22	7	5	12	3	32	23	8	12	20	-5	36
2011-12	OTTAWA	NHL	81	14	12	26	4	98	7	0	1	1	-2	10
2012-13	OTTAWA	NHL	48	4	11	15	-9	56	10	1	1	2	-2	31
2013-14	OTTAWA	NHL	82	13	9	22	-9	111	-	-	-	-	-	-
2014-15	OTTAWA	NHL	37	2	1	3	-8	18	3	0	0	0	-1	0
	Binghamton	AHL	2	1	1	2	1	2	-	-	-	-	-	-
2015-16	OTTAWA	NHL	81	25	11	36	16	80	-	-	-	-	-	-
2016-17	OTTAWA	NHL	74	16	16	32	6	61	19	1	5	6	-5	12
2017-18	OTTAWA	NHL	68	5	14	19	-32	54	-	-	-	-	-	-
2018-19	OTTAWA	NHL	70	9	19	28	-6	81	-	-	-	-	-	-
2019-20	CHICAGO	NHL	50	4	7	11	2	29	-	-	-	-	-	-
<b>NHL TOTALS</b>			<b>662</b>	<b>98</b>	<b>106</b>	<b>204</b>	<b>-46</b>	<b>722</b>	<b>2</b>	<b>7</b>	<b>9</b>	<b>-14</b>	<b>58</b>	

LEADERSHIP

PLAYERS

2019-20

OPPONENTS

TRADITION

RECORDS

PLAYOFFS

HISTORY

MINORS

MEDIA

## ALEC REGULA


DEFENSE • 75

SHOOTS: **RIGHT**

HEIGHT: **6'4"** WEIGHT: **208**

BIRTHDATE: **AUGUST 6, 2000**

BIRTHPLACE: **WEST BLOOMFIELD, MI**



### DRAFT POSITION

Detroit Red Wings' third-round selection (67th overall) in the 2018 National Hockey League Draft.

### CAREER TRANSACTIONS

Traded by DET to CHI in exchange for Brendan Perlini on Oct. 28, 2019.

### CAREER

**2019-20:** Served as co-captain of the London Knights of the Ontario Hockey League ... Named to the OHL Third All-Star Team after leading league blueliners in goals with 27 ... Finished sixth on the team with 60 points. **2018-19:** Posted 39 points (11G, 28A) in 66 games with the Knights ... Added two goals and four helpers in 11 postseason games. **2017-18:** Named to the OHL First All-Rookie Team after registering 25 points (7G, 18A) in 67 regular-season games ... Skated in four playoff contests for the Knights. **2016-17:** Registered five points (1G, 4A) in 53 regular-season games with the Chicago Steel of the United States Hockey League ... Helped the Steel claim the Clark Cup with one helper in five playoff games.

### CAREER STATISTICS

SEASON	TEAM	LEAGUE	GP	REGULAR SEASON					PIM	PLAYOFFS					
				G	A	PTS	+/-	GP		G	A	PTS	+/-	PIM	
2016-17	Chicago	USHL	53	1	4	5	6	8		5	0	1	1	+4	0
2017-18	London	OHL	67	7	18	25	23	22		4	0	0	0	+4	0
2018-19	London	OHL	66	11	28	39	32	41		11	2	4	6	2	0
2019-20	London	OHL	56	27	33	60	39	55		-	-	-	-	-	-

LEADERSHIP

PLAYERS

2019-20

OPPONENTS

TRADITION

RECORDS

PLAYOFFS

HISTORY

MINORS

MEDIA



## EVAN BARRATT

**FORWARD • #26**

**SHOOTS:** LEFT

**HEIGHT:** 6'0"

**WEIGHT:** 188

**BIRTHDATE:** FEB. 18, 1999

**BIRTHPLACE:** BRISTOL, PA.

**ACQUIRED:** 2017 NHL DRAFT (ROUND 3, 90TH OVERALL)

### STATISTICS

#### REGULAR SEASON

#### PLAYOFFS

SEASON	TEAM	LEAGUE	GP	G	A	PTS	+/-	PIM	GP	G	A	PTS	+/-	PIM
2015-16	USNTDP U17	USNTDP	58	15	25	40	-	64	-	-	-	-	-	-
2016-17	USNTDP U18	USNTDP	63	18	38	56	-	76	-	-	-	-	-	-
	USA	WJC U18	7	1	5	6	5	6	-	-	-	-	-	-
2017-18	Penn State	NCAA	32	11	7	18	0	34	-	-	-	-	-	-
2018-19	Penn State	NCAA	32	16	27	43	19	55	-	-	-	-	-	-
2019-20	Penn State	NCAA	34	12	22	34	12	28	-	-	-	-	-	-



## MIKAEL HAKKARAINEN

**FORWARD**

**SHOOTS:** LEFT

**HEIGHT:** 6'0"

**WEIGHT:** 194

**BIRTHDATE:** JAN. 26, 1988

**BIRTHPLACE:** HELSINKI, FINLAND

**ACQUIRED:** 2018 NHL DRAFT (ROUND 5, 139TH OVERALL)

### STATISTICS

#### REGULAR SEASON

#### PLAYOFFS

SEASON	TEAM	LEAGUE	GP	G	A	PTS	+/-	PIM	GP	G	A	PTS	+/-	PIM
2012-13	Blues U16 II	Finland	20	13	16	29	-	6	-	-	-	-	-	-
	Blues U16	Finland	13	7	8	15	-	4	9	2	3	5	-	2
2013-14	Blues U16 A	Finland	24	24	25	49	-	6	10	3	8	11	-	0
	Blues U18 Akatemia	Finland	5	0	2	2	-	0	-	-	-	-	-	0
	Blues U18	Finland	3	0	2	2	-	0	-	-	-	-	-	0
2014-15	Blues U18	Finland	43	21	30	51	-	6	9	3	1	4	-	4
2015-16	Brookings	NAHL	54	13	27	40	-14	10	4	2	0	2	-4	2
2016-17	Chicago	NAHL	16	0	4	4	-4	2	-	-	-	-	-	-
	Muskegon	NAHL	32	9	5	14	-3	8	2	0	0	0	0	0
2017-18	Muskegon	NAHL	36	15	31	46	7	16	3	0	1	1	-4	0
2018-19	Providence	NCAA	1	0	0	0	0	0	-	-	-	-	-	-
	Muskegon	USHL	42	19	28	47	24	22	8	4	5	9	2	12
2019-20	Rockford	AHL	8	0	0	0	-1	0	-	-	-	-	-	-
	Indy	ECHL	3	2	2	4	-2	2	-	-	-	-	-	-

LEADERSHIP

PLAYERS

2019-20

OPPONENTS

TRADITION

RECORDS

PLAYOFFS

HISTORY

MINORS

MEDIA



## REESE JOHNSON

**FORWARD • 52**

**SHOOTS:** RIGHT

**HEIGHT:** 6'1"

**WEIGHT:** 193

**BIRTHDATE:** JULY 10, 1998

**BIRTHPLACE:** REGINA, SK, CAN

**ACQUIRED:** SIGNED AS A FREE AGENT BY CHICAGO, MARCH 6, 2019

### STATISTICS

SEASON	TEAM	LEAGUE	REGULAR SEASON					PIM	PLAYOFFS					PIM
			GP	G	A	PTS	+/-		GP	G	A	PTS	+/-	
2014-15	Rebels	WHL	12	2	0	2	-1	11	3	0	0	0	0	0
2015-16	Rebels	WHL	36	3	3	6	-2	31	-	-	-	-	-	-
2016-17	Rebels	WHL	-	-	-	-	-	-	3	0	0	0	0	0
2017-18	Rebels	WHL	72	23	16	39	-12	42	5	2	4	6	-1	7
2018-19	Rebels	WHL	67	27	26	53	15	71	-	-	-	-	-	-
2019-20	Rockford	AHL	6	0	4	4	0	2	-	-	-	-	-	-
	Rockford	AHL	52	4	4	8	-7	63	-	-	-	-	-	-



## CHAD KRYZ

**DEFENSE • 43**

**SHOOTS:** LEFT

**HEIGHT:** 5'11"

**WEIGHT:** 185

**BIRTHDATE:** APRIL 10, 1998


**BIRTHPLACE:** PHILADELPHIA, PA.

**ACQUIRED:** 2016 NHL DRAFT (ROUND 2, 45TH OVERALL)

### STATISTICS

SEASON	TEAM	LEAGUE	REGULAR SEASON					PIM	PLAYOFFS					PIM
			GP	G	A	PTS	+/-		GP	G	A	PTS	+/-	
2013-14	New Jersey Rockets	Midget	41	10	35	45	21	22	-	-	-	-	-	-
2014-15	USNTDP	U18	35	4	22	26	17	16	-	-	-	-	-	-
	USA	WJC U18	7	1	4	5	9	4	-	-	-	-	-	-
2015-16	USNTDP	U18	53	3	26	29	-	78	-	-	-	-	-	-
	USA	WJC	7	0	0	0	-1	2	-	-	-	-	-	-
	USA	WJC U18	7	0	3	3	4	33	-	-	-	-	-	-
2016-17	Boston Univ.	NCAA	39	5	6	11	7	10	-	-	-	-	-	-
2017-18	Boston Univ.	NCAA	36	7	20	27	8	10	-	-	-	-	-	-
2018-19	Boston	H-EAS	30	8	12	20	-10	12	-	-	-	-	-	-
	Rockford	AHL	9	0	4	4	-4	8	-	-	-	-	-	-
2019-20	Rockford	AHL	41	2	6	8	-5	18	-	-	-	-	-	-





## BRAD MORRISON

**FORWARD • 78**

**SHOOTS:** LEFT

**HEIGHT:** 6'0"

**WEIGHT:** 171

**BIRTHDATE:** JANUARY 4, 1997

**BIRTHPLACE:** PRINCE GEORGE, BC, CAN

**ACQUIRED:** TRADED TO CHICAGO BY LOS ANGELES FOR OLLI MAATTA, OCTOBER 4, 2020

### STATISTICS

SEASON	TEAM	LEAGUE	REGULAR SEASON					PIM	PLAYOFFS					PIM
			GP	G	A	PTS	+/-		GP	G	A	PTS	+/-	
2013-14	Prince George	WHL	55	12	9	21	-4	12	-	-	-	-	-	-
2014-15	Prince George	WHL	67	23	26	49	-3	30	5	2	5	7	-1	4
2015-16	Prince George	WHL	72	28	34	62	-7	35	4	0	3	3	-2	2
2016-17	Prince George	WHL	61	21	31	52	16	55	2	1	0	1	2	4
2017-18	Vancouver	WHL	42	11	24	35	0	33	-	-	-	-	-	-
	Lethbridge	WHL	32	16	24	40	-8	29	16	16	21	37	8	6
2018-19	Ontario	AHL	50	10	10	20	0	13	-	-	-	-	-	-
2019-20	Fort Wayne	ECHL	17	6	13	19	-6	4	-	-	-	-	-	-



## CAM MORRISON

**FORWARD • 45**

**SHOOTS:** LEFT

**HEIGHT:** 6'3"

**WEIGHT:** 210

**BIRTHDATE:** AUGUST 27, 1998

**BIRTHPLACE:** AURORA, ON, CAN

**ACQUIRED:** SIGNED AS A FREE AGENT BY CHICAGO, AUGUST 18, 2020.

### STATISTICS

SEASON	TEAM	LEAGUE	REGULAR SEASON					PIM	PLAYOFFS					PIM
			GP	G	A	PTS	+/-		GP	G	A	PTS	+/-	
2016-17	Notre Dame	NCAA	40	12	12	24	5	12	-	-	-	-	-	-
2017-18	Notre Dame	NCAA	40	8	15	23	-11	12	-	-	-	-	-	-
2018-19	Notre Dame	NCAA	32	11	10	21	-2	12	-	-	-	-	-	-
2019-20	Notre Dame	NCAA	37	13	14	27	10	8	-	-	-	-	-	-

LEADERSHIP

PLAYERS

2019-20

OPPONENTS

TRADITION

RECORDS

PLAYOFFS

HISTORY

MINORS

MEDIA

## TIM SODERLUND

**FORWARD • 76**

**SHOOTS:** LEFT

**HEIGHT:** 5'9"

**WEIGHT:** 163

**BIRTHDATE:** JAN. 23, 1998

**BIRTHPLACE:** SKELLEFTEA, SWEDEN

**ACQUIRED:** 2017 NHL DRAFT (ROUND 4, 112TH OVERALL)



### STATISTICS

SEASON	TEAM	LEAGUE	GP	REGULAR SEASON					PIM	PLAYOFFS					PIM
				G	A	PTS	+/-	GP		G	A	PTS	+/-		
2012-13	Clemensas J18	J18 Elit	19	3	8	11	-1	8		1	0	0	0	-2	2
2013-14	Lulea J20	SuperElit	2	0	0	0	-1	0		-	-	-	-	-	-
	Lulea J18	J18 Elit	28	9	19	28	18	71		3	1	2	3	3	0
	Lulea U16	U16 SM	6	5	3	8	-	37		-	-	-	-	-	-
	Lulea J20	SuperElit	30	8	15	23	-3	24		3	0	0	0	-2	0
2014-15	Lulea J18	J18 Elit	5	2	1	3	-2	0		-	-	-	-	-	-
	Skelleftea	SWE	8	0	0	0	-2	2		-	-	-	-	-	-
	Skelleftea J20	SuperElit	42	21	18	39	16	26		6	1	2	3	2	0
	Skelleftea J18	J18 Elit	1	0	1	1	0	0		1	0	0	0	-1	2
2015-16	Sweden	WJC U18	7	1	2	3	1	2		-	-	-	-	-	-
	Skelleftea	SWE	39	3	4	7	-2	8		1	0	0	0	-1	0
	Skelleftea J20	SuperElit	6	2	3	5	-1	4		2	0	1	1	1	14
	Skelleftea	SWE	43	9	5	14	3	6		16	4	0	4	0	0
2017-18	Sweden	WJC 20	7	2	3	5	3	6		-	-	-	-	-	-
	Frolunda HC	SHL	26	3	2	5	-3	29		-	-	-	-	-	-
2018-19	Skelleftea AIK	SHL	22	3	6	9	3	4		6	0	0	0	-	2
	Rockford	AHL	29	1	2	3	-6	14		-	-	-	-	-	-
2019-20	Indy	ECHL	7	2	4	6	6	6		-	-	-	-	-	-

## MATT TOMKINS

**GOALTENDER • 76**

**CATCHES:** LEFT

**HEIGHT:** 6'3"

**WEIGHT:** 194

**BIRTHDATE:** JUNE 19, 1994

**BIRTHPLACE:** EDMONTON, AB, CAN

**ACQUIRED:** 2012 CHL, 7TH RD, 18TH PK (199TH OVERALL)



### STATISTICS

SEASON	TEAM	LEAGUE	GP	REGULAR SEASON				W-L-T/OTL SO	GP	PLAYOFFS				W-L	SO
				MIN	GA	GAA				MIN	GA	GAA			
2017-18	Rockford	AHL	8	445	30	4.04	1-4-2	0	-	-	-	-	-	-	-
	Indy	ECHL	25	-	-	3.47	11-9-2	0	-	-	-	-	-	-	-
2018-19	Indy	ECHL	54	1713	163	3.04	29-19-2	2	-	-	-	-	-	-	-
2019-20	Rockford	AHL	13	769	40	3.12	5-7-1	0	-	-	-	-	-	-	-



## ANDREI ALTYPARMAKYAN

**FORWARD**

**SHOOTS:** LEFT

**HEIGHT:** 5'11"

**WEIGHT:** 183

**BIRTHDATE:** AUG. 4, 1998

**BIRTHPLACE:** ST. PETERSBURG, RUSSIA

**ACQUIRED:** 2017 NHL DRAFT (ROUND 3, 70TH OVERALL)

### STATISTICS

SEASON	TEAM	LEAGUE	REGULAR SEASON						PLAYOFFS					
			GP	G	A	PTS	+/-	PIM	GP	G	A	PTS	+/-	PIM
2014-15	Serebryanye Lvy	MHL	2	0	0	0	-1	0	-	-	-	-	-	-
	Serebryanye Lvy	RUS U17	31	19	40	59	-	109	-	-	-	-	-	-
2015-16	Serebryanye Lvy	MHL	42	8	22	30	-2	30	-	-	-	-	-	-
2016-17	SKA-Neva	VHL	27	5	4	9	5	10	11	0	0	0	-3	4
	Serebryanye Lvy	MHL	31	20	25	45	23	77	-	-	-	-	-	-
2017-18	SKA St. Petersburg	KHL	14	0	0	0	0	4	-	-	-	-	-	-
	SKA-Neva	VHL	32	9	9	18	14	31	20	7	3	10	4	56
	SKA-1946	MHL	7	3	2	5	0	14	1	0	1	1	0	2
2018-19	Sochi HC	KHL	38	2	4	6	-5	14	5	2	1	3	-	3
2019-20	Sochi HC	KHL	49	6	11	17	-12	39	-	-	-	-	-	-
	HK Tambov	VHL	3	0	0	0	-3	4	-	-	-	-	-	-



## DOMINIC BASSE

**GOALTENDER**

**CATCHES:** LEFT

**HEIGHT:** 6'6"

**WEIGHT:** 179

**BIRTHDATE:** APRIL 22, 2001

**BIRTHPLACE:** ALEXANDRIA, VA

**ACQUIRED:** 2019 NHL DRAFT (ROUND 6, 167TH OVERALL)

### STATISTICS

STATISTICS			REGULAR SEASON						PLAYOFFS					
SEASON	TEAM	LEAGUE	GP	MINS	GA	GAA	W-L-T/OTL	SO	GP	MINS	GA	GAA	W-L	SO
2018-19	Selects HIGH	CT	23	-	1.63	-	-	-	-	-	-	-	-	-
2019-20	Youngstown	USHL	37	1915	111	3.48	14-12-3	1	-	-	-	-	-	-

LEADERSHIP

PLAYERS

2019-20

OPPONENTS

TRADITION

RECORDS

PLAYOFFS

HISTORY

MINORS

MEDIA



## DREW COMNESS

**GOALTENDER**

**CATCHES:** LEFT

**HEIGHT:** 6'2"

**WEIGHT:** 180

**BIRTHDATE:** JULY 19, 2002

**BIRTHPLACE:** NORWELL, MA

**ACQUIRED:** 2020 CHI, 2ND RD, 15TH PK (46TH OVERALL)

### STATISTICS

SEASON	TEAM	LEAGUE	REGULAR SEASON						PLAYOFFS					
			GP	MIN	GA	GAA	W-L-T/OTL	SO	GP	MIN	GA	GAA	W-L	SO
2018-19	USNTDP	USHL	24	1259	73	3.48	5-12-4	1	-	-	-	-	-	-
2019-20	USNTDP	USHL	11	628	21	2.01	8-2-0	0	-	-	-	-	-	-



## LOUIS CREVIER

**DEFENSE**

**SHOOTS:** RIGHT

**HEIGHT:** 6'0"

**WEIGHT:** 196

**BIRTHDATE:** MAY 4, 2001

**BIRTHPLACE:** QUEBEC CITY, QC, CAN

**ACQUIRED:** 2020 CHI, 7TH RD, 2ND PK (188TH OVERALL)

### STATISTICS

SEASON	TEAM	LEAGUE	GP	REGULAR SEASON					PLAYOFFS				
				G	A	PTS	+/-	PIM	GP	G	A	PTS	+/-
2018-19	Chicoutimi	QMJHL	44	0	4	4	-2	2	4	0	1	1	0
2019-20	Chicoutimi	QMJHL	59	10	11	21	18	16	-	-	-	-	-



## STANISLAV DEMIN

### DEFENSE

SHOOTS: LEFT

HEIGHT: 6'2"

WEIGHT: 190


BIRTHDATE: APRIL 4, 2000

BIRTHPLACE: SANTA CLARA, CA

ACQUIRED: 2018 VGK, 4TH RD, 6TH PK (99TH OVERALL)

### STATISTICS

SEASON	TEAM	LEAGUE	REGULAR SEASON						PLAYOFFS					
			GP	G	A	PTS	+/-	PIM	GP	G	A	PTS	+/-	PIM
2018-19	Denver	NCAA	41	4	10	14	19	14	-	-	-	-	-	-
2019-20	Denver	NCAA	34	2	7	9	4	50	-	-	-	-	-	-



## JOSHUA ESS

### DEFENSE

SHOOTS: LEFT

HEIGHT: 5'11"

WEIGHT: 180

BIRTHDATE: APRIL 3, 1999

BIRTHPLACE: BURNSVILLE, MINN.

ACQUIRED: 2017 NHL DRAFT (ROUND 7, 215TH OVERALL)

### STATISTICS

SEASON	TEAM	LEAGUE	REGULAR SEASON						PLAYOFFS					
			GP	G	A	PTS	+/-	PIM	GP	G	A	PTS	+/-	PIM
2014-15	Lakeville South	HIGH-MN	24	7	13	20	-	14	2	0	3	3	-	2
2015-16	Lakeville South	HIGH-MN	25	8	18	26	-	19	2	1	2	3	-	4
2016-17	Team Southeast	HIGH-MN	21	1	9	10	-	10	-	-	-	-	-	-
	Lakeville South	HIGH-MN	23	8	20	28	-	12	3	3	2	5	-	0
	Team Southeast	HIGH-MN	18	2	11	13	-	12	3	0	1	1	-	4
	Cedar Rapids	USHL	2	0	1	1	-1	4	-	-	-	-	-	-
2017-18	Wisconsin	NCAA	33	2	2	4	10	10	-	-	-	-	-	-
2018-19	Wisconsin	NCAA	37	5	8	13	2	14	-	-	-	-	-	-
2019-20	Wisconsin	NCAA	35	2	6	8	-3	4	-	-	-	-	-	-

LEADERSHIP

PLAYERS

2019-20

OPPONENTS

TRADITION

RECORDS

PLAYOFFS

HISTORY

MINORS

MEDIA

## PARKER FOO

**FORWARD**

**SHOOTS:** LEFT


**HEIGHT:** 6'1"

**WEIGHT:** 171

**BIRTHDATE:** SEPT. 12, 1998

**BIRTHPLACE:** EDMONTON, ALBERTA

**ACQUIRED:** 2017 NHL DRAFT (ROUND 5, 144TH OVERALL)



### STATISTICS

#### REGULAR SEASON

#### PLAYOFFS

SEASON	TEAM	LEAGUE	GP	G	A	PTS	+/-	PIM	GP	G	A	PTS	+/-	PIM
2014-15	Bonnyville	AJHL	1	0	0	0	-	0	-	-	-	-	-	-
	Edmonton	AMHL	34	15	15	30	-	18	12	4	4	8	-	10
2015-16	Bonnyville	AJHL	5	0	1	1	-	0	-	-	-	-	-	-
	Brooks	AJHL	44	8	19	27	-	56	13	4	2	6	-	14
2016-17	Brooks	AJHL	60	34	32	66	-	58	13	10	10	20	-	4
2017-18	Union	NCAA	33	1	5	6	-8	17	-	-	-	-	-	-
2018-19	Union	NCAA	35	5	10	15	-8	30	-	-	-	-	-	-
2019-20	Union	NCAA	20	3	4	7	-4	10	-	-	-	-	-	-

## JAKUB GALVAS

**DEFENSE**

**SHOOTS:** LEFT


**HEIGHT:** 5'11"

**WEIGHT:** 161

**BIRTHDATE:** JUNE 15, 1999

**BIRTHPLACE:** OSTRAVA, CZECH REPUBLIC

**ACQUIRED:** 2017 NHL DRAFT (ROUND 5, 150TH OVERALL)



### STATISTICS

#### REGULAR SEASON

#### PLAYOFFS

SEASON	TEAM	LEAGUE	GP	G	A	PTS	+/-	PIM	GP	G	A	PTS	+/-	PIM
2015-16	HC Olomouc U20	CZE U20	22	1	11	12	-1	10	-	-	-	-	-	-
	HC Olomouc U18	CZE U18	12	3	7	10	10	4	-	-	-	-	-	-
2016-17	HC Olomouc	CZE	36	1	5	6	-7	14	-	-	-	-	-	-
	HC Dukla Jihlava	CZE-2	-	-	-	-	-	-	1	0	1	1	0	0
	HC Olomouc U20	CZE U20	5	1	4	5	0	0	-	-	-	-	-	-
	HC Olomouc U18	CZE U18	3	1	4	5	1	0	-	-	-	-	-	-
	Czech Rep.	WJC U18	2	0	1	1	0	0	-	-	-	-	-	-
2017-18	HC Olomouc	CZE	42	2	11	13	5	10	9	1	4	5	-7	2
	Czech Rep.	WJC U20	7	0	2	2	-3	4	-	-	-	-	-	-
	Czech Rep.	EHT	2	0	0	0	1	0	-	-	-	-	-	-
2018-19	HC Olomouc	CZE	40	4	13	17	-4	12	7	1	0	1	-	0
2019-20	Jukurit	Liiga	43	2	13	15	-17	20	-	-	-	-	-	-
	Jukurit U20	Jr. A SM-Liiga	2	0	0	0	0	0	1	0	0	0	-2	2



## WYATT KAISER

### DEFENSE

SHOOTS: LEFT

HEIGHT: 6'0"

WEIGHT: 173


BIRTHDATE: JULY 31, 2002

BIRTHPLACE: ANDOVER, MN

ACQUIRED: 2020 CHI, 3RD RD, 19TH PK (81ST OVERALL)

### STATISTICS

SEASON	TEAM	LEAGUE	REGULAR SEASON						PLAYOFFS					
			GP	G	A	PTS	+/-	PIM	GP	G	A	PTS	+/-	PIM
2017-18	Andover	USHS-MN	22	3	10	13	-	14	3	1	2	3	-	0
2018-19	Andover	USHS-MN	25	9	20	29	-	28	3	1	2	3	-	0
2019-20	Andover	USHS-MN	25	9	25	34	-	26	6	2	7	9	-	8
	Dubuque	USHL	11	0	3	3	1	6	-	-	-	-	-	-



## ARTUR KAYUMOV

### FORWARD

SHOOTS: LEFT

HEIGHT: 5'11"

WEIGHT: 176

BIRTHDATE: FEB. 14, 1998

BIRTHPLACE: PODGORNYY, RUSSIA

ACQUIRED: 2016 NHL DRAFT (ROUND 2, 50TH OVERALL)

### STATISTICS

SEASON	TEAM	LEAGUE	REGULAR SEASON						PLAYOFFS					
			GP	G	A	PTS	+/-	PIM	GP	G	A	PTS	+/-	PIM
2014-15	Yaroslavl	MHL	14	1	4	5	1	25	2	0	0	0	0	2
	Yaroslavl Jr.	MHL B	32	16	18	34	20	4	8	1	2	3	-1	2
	Yaroslavl U17	RUS U17	19	11	15	26	-	35	-	-	-	-	-	-
2015-16	Russia U18	MHL	39	12	19	31	28	12	3	0	1	1	-1	25
2016-17	Yaroslavl	KHL	4	0	0	0	-1	0	-	-	-	-	-	-
	HK Ryazan	VHL	12	1	6	7	-4	8	4	0	0	0	-1	4
	Yaroslavl	MHL	33	8	11	19	0	43	3	1	1	2	2	4
	Yunior Yaroslavl	NMHL	-	-	-	-	-	-	1	1	0	1	1	0
2017-18	Yaroslavl	KHL	20	2	1	3	5	2	5	1	0	1	2	2
	Yaroslavl	MHL	4	1	0	1	-1	8	9	1	1	2	1	6
	Russia U20	WJC-20	5	3	2	5	3	0	-	-	-	-	-	-
2018-19	Yaroslavl	KHL	46	5	8	13	-1	59	11	2	4	6	-	7
2019-20	Yaroslavl	KHL	60	16	9	25	13	18	6	2	0	2	-5	2

LEADERSHIP

PLAYERS

2019-20

OPPONENTS

TRADITION

RECORDS

PLAYOFFS

HISTORY

MINORS

MEDIA

## MICHAEL KRUTIL



### DEFENSE

SHOOTS: RIGHT

HEIGHT: 6'3"

WEIGHT: 202

BIRTHDATE: JUNE 3, 2002

BIRTHPLACE: PRAGUE, CZE

ACQUIRED: 2020 CHI, 4TH RD, 17TH PK (110TH OVERALL)

### STATISTICS

SEASON	TEAM	LEAGUE	GP	G	A	PTS	+/-	PIM		GP	G	A	PTS	+/-	PIM
2018-19	Praha U19	Czech U19	22	1	2	3	0	4		-	-	-	-	-	-
2019-20	Praha U20	Czech U20	19	3	2	5	-1	12		-	-	-	-	-	-
	Praha	Czech	1	0	0	0	-1	0		-	-	-	-	-	-
	Litomerice	Czech2	8	0	1	1	-1	2		-	-	-	-	-	-

## ROOPE LAAVAINEN



### DEFENSE

SHOOTS: RIGHT

HEIGHT: 6'2"

WEIGHT: 200

BIRTHDATE: AUG. 23, 1998

BIRTHPLACE: HELSINKI, FINLAND

ACQUIRED: 2017 NHL DRAFT (ROUND 4, 119TH OVERALL)

### STATISTICS

SEASON	TEAM	LEAGUE	GP	REGULAR SEASON					PIM	PLAYOFFS					PIM
				G	A	PTS	+/-	GP		G	A	PTS	+/-		
2014-15	Jokerit U18	FIN Jr. B	46	11	15	26	-	32	10	0	1	1	-	18	
2015-16	Jokerit U18	FIN Jr. B	26	5	17	22	-	68	-	-	-	-	-	-	
2016-17	Jokerit U20	FIN Jr. A	48	5	16	21	-	42	-	-	-	-	-	-	
2017-18	HPK	Liiga	39	0	4	4	-9	31	-	-	-	-	-	-	
	LeKi	Mestis	15	1	1	2	-4	4	5	1	2	3	0	2	
2018-19	TuTo Turku	Mestis	5	1	0	1	-2	2	-	-	-	-	-	-	
	Jukurit Mikkeli	Liiga	5	0	1	1	-1	4	-	-	-	-	-	-	
	LeKi Lempäala	Mestis	17	4	8	12	-7	6	-	-	-	-	-	-	
2019-20	HPK	Liiga	14	0	2	2	-1	4	-	-	-	-	-	-	
	KooKoo U20	Jr. A SM-liiga	2	0	0	0	1	0	-	-	-	-	-	-	
	KooKoo	Liiga	26	0	2	2	1	4	-	-	-	-	-	-	





## COLE MOBERG

### DEFENSE

SHOOTS: RIGHT

HEIGHT: 6'3"

WEIGHT: 187


BIRTHDATE: OCTOBER 17, 2000

BIRTHPLACE: NORTH VANCOUVER, BC, CAN

ACQUIRED: 2019 NHL DRAFT (ROUND 7, 194TH OVERALL)

### STATISTICS

SEASON	TEAM	LEAGUE	REGULAR SEASON						PLAYOFFS					
			GP	G	A	PTS	+/-	PIM	GP	G	A	PTS	+/-	PIM
2016-17	Prince George	WHL	4	1	0	1	2	0	-	-	-	-	-	-
2017-18	Prince George	WHL	64	2	9	11	-5	37	-	-	-	-	-	-
2018-19	Prince George	WHL	61	13	27	40	33	36	-	-	-	-	-	-
2019-20	Prince George	WHL	58	13	24	37	-14	28	-	-	-	-	-	-



## IVAN NALIMOV

### GOALTENDER

CATCHES: LEFT

HEIGHT: 6'4"

WEIGHT: 210

BIRTHDATE: MARCH 12, 1994

BIRTHPLACE: NOVOKUZNETSK, RUSSIA

ACQUIRED: 2014 NHL DRAFT (ROUND 6, 179TH OVERALL)

### STATISTICS

STATISTICS			REGULAR SEASON						PLAYOFFS					
SEASON	TEAM	LEAGUE	GP	MINS	GA	GAA	W-L-T/SOP	SO	GP	MINS	GA	GAA	W-L	SO
2011-12	SKA-1946	MHL	20	966	36	2.24	7-6-3	1	-	-	-	-	-	-
	Russia	WJC U18	1	60	1	1.00	1-0-0	0	-	-	-	-	-	-
2012-13	SKA-1946	MHL	47	2,772	98	2.12	23-11-10	4	7	388	21	3.25	3-4	0
2013-14	SKA Kareliya	VHL	1	60	1	1.00	1-0-0	0	-	-	-	-	-	-
	SKA St. Petersburg	MHL	12	634	30	2.84	5-7-0	0	1	12	2	10.06	0-0	0
	Russia	WJC	2	90	4	2.65	0-1-0	0	-	-	-	-	-	-
	Vladivostok	KHL	30	1,478	68	2.76	10-10-5	3	-	-	-	-	-	-
2015-16	Vladivostok	KHL	39	2,189	95	2.60	20-13-3	4	3	175	10	3.44	0-3	0
2016-17	Vladivostok	KHL	13	564	27	2.87	4-4-1	0	-	-	-	-	-	-
	Sibir	KHL	5	275	15	3.27	1-3-1	1	-	-	-	-	-	-
2017-18	Vladivostok	KHL	17	1001	33	1.98	6-10-0	2	-	-	-	-	-	-
	Salavat Yulaev	KHL	6	371	16	2.59	4-0-2	0	3	-	-	4.83	-	-
2018-19	Omsk Avangard	KHL	14	757	27	2.14	5-5-2	2	-	-	-	-	-	-
2019-20	HK Sochi	KHL	24	-	-	2.50	7-14-1	2	-	-	-	-	-	-

LEADERSHIP

PLAYERS

2019-20

OPPONENTS

TRADITION

RECORDS

PLAYOFFS

HISTORY

MINORS

MEDIA



## NIKLAS NORDGREN

### FORWARD

SHOOTS: RIGHT

HEIGHT: 5'9"

WEIGHT: 170

BIRTHDATE: MAY 4, 2000

BIRTHPLACE: HELSINKI, FINLAND

ACQUIRED: 2018 NHL DRAFT (ROUND 3, 74TH OVERALL)

### STATISTICS

SEASON	TEAM	LEAGUE	GP	G	A	PTS	+/-	PIM	GP	G	A	PTS	+/-	PIM
2014-15	HIFK U16	FIN	10	8	3	11	-	6	4	1	1	2	-	0
2015-16	HIFK U16	FIN	0	0	0	0	-	0	5	6	5	11	-	2
	HIFK U18	FIN	44	23	21	44	-	16	2	1	2	3	-	0
2016-17	HIFK U18	FIN	9	7	8	15	-	22	2	0	0	0	-	2
	HIFK U20	FIN	40	13	26	39	5	32	7	7	2	9	4	4
2017-18	Finland U17	WHC-17	5	2	1	3	-	2	7	7	2	9	4	4
	HIFK U18	FIN	0	0	0	0	-	0	5	6	7	13	-	4
	HIFK U20	FIN	28	13	29	42	10	18	10	6	4	10	2	4
	HIFK	FIN	15	0	3	3	4	4	10	6	4	10	2	4
2018-19	Finland U18	WJC-18	7	8	2	10	10	4	-	-	-	-	-	-
	HIFK	Liiga	15	4	3	7	-3	2	-	-	-	-	-	-
2019-20	HIFK U20	Jr. A SM-liiga	13	6	13	19	9	10	-	-	-	-	-	-
	HIFK	Liiga	11	0	1	1	1	0	-	-	-	-	-	-



## ISAAK PHILIPPS

### DEFENSE

SHOOTS: LEFT

HEIGHT: 6'3"

WEIGHT: 193

BIRTHDATE: SEPTEMBER 28, 2001

BIRTHPLACE: BARRIE, ON, CAN

ACQUIRED: 2020 CHI, 5TH RD, 17TH PK (141ST OVERALL)

### STATISTICS

SEASON	TEAM	LEAGUE	GP	G	A	PTS	+/-	PIM	GP	G	A	PTS	+/-	PIM
2018-19	Sudbury	OHL	68	3	11	14	6	54	8	0	1	1	-2	6
2019-20	Sudbury	OHL	63	9	17	26	4	27	-	-	-	-	-	-



## ANTTI SAARELA

**FORWARD**

**SHOOTS:** LEFT

**HEIGHT:** 5'11"

**WEIGHT:** 183

**BIRTHDATE:** JUNE 27, 2001

**BIRTHPLACE:** LAITILA, FIN

**ACQUIRED:** 2019 NHL DRAFT (ROUND 4, 123RD OVERALL)

### STATISTICS

STATISTICS			REGULAR SEASON							PLAYOFFS					
SEASON	TEAM	LEAGUE	GP	G	A	PTS	+/-	PIM	GP	G	A	PTS	+/-	PIM	
2017-18	Lukko Rauma	Liiga	1	0	0	0	0	0	-	-	-	-	-	-	
2018-19	Lukko Rauma	Liiga	24	2	8	10	3	20	4	0	0	0	-	0	
2019-20	Ilves	Liiga	40	4	8	12	7	12	-	-	-	-	-	-	



## MAXIM SHALUNOV

**FORWARD**

**SHOOTS:** LEFT

**HEIGHT:** 6'4"

**WEIGHT:** 216

**BIRTHDATE:** JAN 31, 1993

**BIRTHPLACE:** CHELYABINSK, RUS

**ACQUIRED:** 2011 NHL DRAFT (ROUND 4, 109TH OVERALL)

### STATISTICS

STATISTICS			REGULAR SEASON							PLAYOFFS					
SEASON	TEAM	LEAGUE	GP	G	A	PTS	+/-	PIM	GP	G	A	PTS	+/-	PIM	
2008-09	Chelyabinsk U16	russia	26	29	30	59	-	78	-	-	-	-	-	-	
2009-10	Chelyabinsk U17	russia	26	39	33	72	-	46	-	-	-	-	-	-	
	Chelyabinsk	Russia	3	2	3	5	6	12	-	-	-	-	-	-	
	Russia U17	whc-17	6	1	2	3	-	10	-	-	-	-	-	-	
	Russia U18	wjc-18	7	3	1	4	3	31	-	-	-	-	-	-	
2010-11	Chelyabinsk	KHL	6	0	1	1	-2	0	-	-	-	-	-	-	
	Chelyabinsk	RUSSIA	39	22	14	36	13	42	5	1	6	7	-1	2	
	Russia U18	wjc-18	6	2	1	3	-3	0	-	-	-	-	-	-	
2011-12	Chelyabinsk	RUSSIA	48	30	30	60	1	60	6	3	5	8	4	8	
	Russia U18	CCOA U20	4	9	5	14	16	2	-	-	-	-	-	-	
2012-13	Chelyabinsk	KHL	1	0	0	0	0	0	-	-	-	-	-	-	
	Chelyabinsk	RUSSIA	19	2	7	9	-10	10	-	-	-	-	-	-	
	Chelyabinsk	RUSSIA	7	3	7	10	4	6	-	-	-	-	-	-	
	Russia U20	WJC-20	6	0	2	2	2	6	-	-	-	-	-	-	
2013-14	Rockford	AHL	20	0	4	4	-4	8	-	-	-	-	-	-	
	Toldeo	ECHL	43	18	16	34	-22	19	-	-	-	-	-	-	
2014-15	Novosibirsk	KHL	33	1	3	4	6	32	16	4	1	5	6	4	
	Angarsk	RUSSIA	6	0	3	3	-3	6	10	2	4	6	4	8	
2015-16	Novosibirsk	KHL	59	18	12	30	8	32	10	2	4	6	4	8	
	Russia	EHT	5	0	0	0	0	2	-	-	-	-	-	-	
2016-17	Novosibirsk	KHL	49	19	18	37	8	26	-	-	-	-	-	-	
	Russia	EHT	6	3	1	4	1	0	-	-	-	-	-	-	
2017-18	CSKA Moscow	KHL	46	20	20	40	28	24	17	3	2	5	3	2	
	Russia	EHT	6	1	0	1	-	6	-	-	-	-	-	-	
	Russia	WC	8	3	3	6	6	4	-	-	-	-	-	-	
2018-19	CSKA Moscow	KHL	55	14	11	25	-21	34	20	4	4	8	-	6	
2019-20	CSKA Moscow	KHL	54	14	11	25	17	26	4	1	1	2	1	0	

LEADERSHIP

PLAYERS

2019-20

OPPONENTS

TRADITION

RECORDS

PLAYOFFS

HISTORY

MINORS

MEDIA



## LANDON SLAGGERT

**FORWARD**

**SHOOTS:** LEFT

**HEIGHT:** 6'0"

**WEIGHT:** 180

**BIRTHDATE:** JUNE 25, 2002

**BIRTHPLACE:** SOUTH BEND, IN

**ACQUIRED:** 2020 CHI, 3RD RD, 17TH PK (79TH OVERALL)

### STATISTICS

SEASON	TEAM	LEAGUE	GP	G	A	PTS	+/-	PIM		GP	G	A	PTS	+/-	PIM
2018-19	USNT U17	USDP	48	10	14	24	-	56		-	-	-	-	-	-
	USNTDP	USHL	30	6	8	14	-10	16		-	-	-	-	-	-
	USNT U18	USDP	3	0	0	0	-	2		-	-	-	-	-	-
2019-20	USNT U18	USDP	47	13	11	24	-	32		-	-	-	-	-	-
	USNTDP	USHL	19	6	4	10	-3	14		-	-	-	-	-	-



## JOSIAH SLAVIN

**FORWARD**

**SHOOTS:** LEFT

**HEIGHT:** 6'3"

**WEIGHT:** 190

**BIRTHDATE:** DEC. 31, 1998

**BIRTHPLACE:** ERIE, COLO.

**ACQUIRED:** 2018 NHL DRAFT (ROUND 7, 193RD OVERALL)

### STATISTICS

SEASON	TEAM	LEAGUE	GP	G	A	PTS	+/-	PIM	GP	G	A	PTS	+/-	PIM
2013-14	Colorado	Bantam	15	4	7	11	-	2	-	-	-	-	-	-
2014-15	Colorado	TIEHL U16	24	12	6	18	-	6	4	0	1	1	-	0
2015-16	Colorado	TIEHL U18	32	13	10	23	-	24	4	0	1	1	-	10
2016-17	Tri-City	USHL	49	6	8	14	-14	24	-	-	-	-	-	-
2016-17	Lincoln	USHL	60	23	19	42	27	30	7	2	1	3	0	0
2018-19	Lincoln	USHL	32	10	17	27	-10	34	-	-	-	-	-	-
	Chicago Seel	USHL	27	14	6	20	1	10	-	-	-	-	-	-
2019-20	Colorado College	NCAA	34	5	8	13	-10	43	-	-	-	-	-	-



## MICHAL TEPLY

**FORWARD**

**SHOOTS:** LEFT

**HEIGHT:** 6'3"

**WEIGHT:** 187

**BIRTHDATE:** MAY 27, 2001

**BIRTHPLACE:** HAVLICKUV BROD, CZE

**ACQUIRED:** 2019 NHL DRAFT (ROUND 4, 105TH OVERALL)

### STATISTICS

SEASON	TEAM	LEAGUE	REGULAR SEASON						PLAYOFFS					
			GP	G	A	PTS	+/-	PIM	GP	G	A	PTS	+/-	PIM
2018-19	Liberec	Czech	15	0	2	2	1	2	-	-	-	-	-	-
2019-20	Winnipeg	WHL	53	29	34	63	-17	16	-	-	-	-	-	-



## ALEX VLASIC

**DEFENSE**

**SHOOTS:** LEFT

**HEIGHT:** 6'6"

**WEIGHT:** 199

**BIRTHDATE:** JUNE 5, 2001

**BIRTHPLACE:** WILMETTE, IL

**ACQUIRED:** 2019 NHL DRAFT (ROUND 2, 43RD OVERALL)

### STATISTICS

SEASON	TEAM	LEAGUE	REGULAR SEASON						PLAYOFFS					
			GP	G	A	PTS	+/-	PIM	GP	G	A	PTS	+/-	PIM
2017-18	U.S. Nat. Under-17	Exhib	27	5	11	16	7	24	-	-	-	-	-	-
	U.S. Nat. Under-18	USHL	1	0	0	0	0	0	-	-	-	-	-	-
	U.S. Nat. Under-17	USHL	33	4	9	13	-3	12	8	1	2	3	-	-
2018-19	U.S. Nat. Under-18	Exhib	34	2	10	12	6	12	-	-	-	-	-	-
	U.S. Nat. Under-18	USHL	27	2	13	15	7	28	-	-	-	-	-	-
2019-20	Boston	NCAA	34	0	4	4	-5	10	-	-	-	-	-	-

LEADERSHIP

PLAYERS

2019-20

OPPONENTS

TRADITION

RECORDS

PLAYOFFS

HISTORY

MINORS

MEDIA



## JAKE WISE

**FORWARD**

**SHOOTS:** LEFT

**HEIGHT:** 5'10"

**WEIGHT:** 190

**BIRTHDATE:** FEB. 28, 2000

**BIRTHPLACE:** NAPLES, FLA.

**ACQUIRED:** 2018 NHL DRAFT (ROUND 3, 69TH OVERALL)

### STATISTICS

### REGULAR SEASON

### PLAYOFFS

SEASON	TEAM	LEAGUE	GP	G	A	PTS	+/-	PIM	GP	G	A	PTS	+/-	PIM
2013-14	Middlesex	BANTAM	47	56	62	118	-	-	-	-	-	-	-	-
2014-15	Central Catholic	PREP	25	16	26	42	-	-	-	-	-	-	-	-
2015-16	Central Catholic	PREP	21	16	25	41	-	-	-	-	-	-	-	-
2016-17	USNTDP Juniors	USHL	33	2	9	11	-12	10	-	-	-	-	-	-
	USA U17	USDP	49	8	18	26	-	26	-	-	-	-	-	-
	USA U18	USDP	8	1	2	3	-	2	-	-	-	-	-	-
	USA U17	WHC-17	5	2	2	4	-	10	-	-	-	-	-	-
2017-18	USNTDP Juniors	USHL	18	9	19	28	17	4	-	-	-	-	-	-
	USA U18	USDP	38	11	32	43	-	6	-	-	-	-	-	-
	USA U18	WJC-18	7	1	4	5	-3	2	-	-	-	-	-	-
2018-19	Boston	NCAA	12	0	2	2	-7	0	-	-	-	-	-	-
2019-20	Boston	NCAA	33	2	11	13	-2	12	-	-	-	-	-	-



## CHAD YETMAN

**FORWARD**

**SHOOTS:** RIGHT

**HEIGHT:** 5'11"

**WEIGHT:** 179

**BIRTHDATE:** FEBRUARY 18, 2000

**BIRTHPLACE:** AJAX, ON, CAN

**ACQUIRED:** 2020 CHI, 6TH RD, 17TH PK (172ND OVERALL)

### STATISTICS

### REGULAR SEASON

### PLAYOFFS

SEASON	TEAM	LEAGUE	GP	G	A	PTS	+/-	PIM	GP	G	A	PTS	+/-	PIM
2017-18	Erie	OHL	56	9	7	16	-7	4	-	-	-	-	-	-
2018-19	Erie	OHL	68	21	36	57	-12	18	-	-	-	-	-	-
2019-20	Erie	OHL	61	43	31	74	10	8	-	-	-	-	-	-

# 2020 DRAFT SELECTIONS



**LUKAS REICHEL**  
ROUND 1, 17<sup>TH</sup> OVERALL

## LUKAS REICHEL

Recorded 24 points (12G, 12A) in 42 games as a rookie for Eisbären Berlin of the DEL, Germany's top professional league, during the 2019-20 season ... A native of Nurnberg, Germany, represented Team Germany at the 2020 World Junior Championship where he notched five points (3G, 2A) in seven games ... Also helped Germany to a gold medal in the 2019 Under-18 World Championship where he tallied three goals and two assists in five games.

## DREW COMMESSO

Posted an 18-7-1 record for the USA National Team Development Program during the 2019-20 season with a 2.05 goals-against average, a .920 save percentage and three shutouts in 30 contests ... Also appeared in 11 games in the USHL, notching an 8-2-0 record with a 2.01 GAA, .917 SV% and two shutouts ... A native of Norwell, Mass., the 6-foot-2, 180-pound netminder represented Team USA at the 2018 Under-17 World Hockey Challenge ... Currently attending Boston University.

## LONDON SLAGGERT

Skated for the USA National Team Development Program during the 2019-20 season tallying 24 points (13G, 11A) in 47 contests ... His 13 goals ranked fifth among USNTDP players ... Also appeared in 19 USHL games, recording six goals and four assists ... A native of South Bend, Ind., the 6-foot, 183-pound forward skated in five games with the 2018 Under-17 World Hockey Challenge notching two goals and one assist for Team USA ... Currently attending the University of Notre Dame.

## WYATT KAISER

Captained Andover High School in Minnesota and was a recipient of the 2020 Reed Larson Award for the top senior defenseman in Minnesota High School Hockey after tallying 43 points (11G, 32A) in 31 games ... The 6-foot, 173-pound blueliner also skated in 11 games with Dubuque of the USHL, notching three assists ... A native of Andover, Minn., represented Team USA at the 2019 Hlinka Gretzky Cup, appearing in four games ... Currently at the University of Minnesota-Duluth.

LEADERSHIP

PLAYERS

2019-20

OPPONENTS

TRADITION

RECORDS

PLAYOFFS

HISTORY

MINORS

MEDIA

# 2020 DRAFT SELECTIONS



**MICHAEL KRUTIL**  
ROUND 4, 110<sup>TH</sup> OVERALL

## MICHAEL KRUTIL

Skated in 19 games with HC Sparta Praha U20 of the Czech U20 League, recording three goals and two assists ... The 6-foot-3, 202-pound defenseman also appeared in one contest with Sparta of the Czech Extraliga and eight games with Litomerice of the Czech Second League, tallying a helper during the 2019-20 season ... A native of Prague, Czech Republic, represented his country in the 2018 World Under-17 Hockey Challenge, skating in five games.

## ISAAC PHILLIPS

Skated for the Sudbury Wolves of the Ontario Hockey League during the 2019-20 season, recording 26 points (9G, 17A) ... The Barrie, Ontario native's 26 points ranked second among Sudbury defenseman ... Over two seasons (2018-20) with the Wolves, the 6-foot-2, 193-pound defenseman tallied 40 points (12G, 28A) in 131 games ... Also skated for Team Jamaica in the U20 Team Elite Prospect Tournament in 2018.

## CHAD YETMAN

Skated with the Erie Otters of the Ontario Hockey League during the 2019-20 season, notching 74 points (43G, 31A) in 61 games ... A native of Whitby, Ontario, his 43 goals led the Otters and finished eighth in the OHL, while his 74 points ranked second on Erie ... Spent the last three seasons (2017-20) with Erie, totaling 147 points (73G, 74A) in 185 games.

## LOUIS CREVIER

Skated in 59 games for the Chicoutimi Saguenéens of the QMJHL during the 2019-20 campaign, tallying 21 points (10G, 11A) ... The 6-foot-8, 209-pound defenseman and Quebec City, Quebec native has totaled 10 goals and 19 assists in 114 regular-season games with the Saguenéens and a helper in four playoff contests.

LEADERSHIP

PLAYERS

2019-20

OPPONENTS

TRADITION

RECORDS

PLAYOFFS

HISTORY

MINORS

MEDIA



# ALL-TIME DRAFT SELECTIONS



ADAM BOQVIST  
2018



KIRBY DACH  
2019



ALEX DEBRINCAT  
2016

## 2020 NHL DRAFT

NAME	RD	PK	POS
Lukas Reichel	1	17	F
Drew Comness	2	46	G
Landon Slagert	3	79	F
Wyatt Kaiser	3	81	D
Michael Krutik	4	110	D
Isaak Phillips	5	141	D
Chad Yetman	6	172	F
Louis Crevier	7	188	D

AMATEUR TEAM
Eisbären Berlin
USNTDP
USNTDP
Andover HS
HC Sparta Praha U20
Sudbury
Erie
Chicoutimi

## 2017 CHICAGO

NAME	RD	PK	POS
Henri Jokiharju	1	29	D
Ian Mitchell	2	57	D
Andrei Altybarmakyan	3	70	RW
Evan Barratt	3	90	C
Tim Soderlund	4	112	C/LW
Roope Laavainen	4	119	D
Parker Foo	5	144	LW
Jakub Galvas	5	150	D
Joshua Ess	7	215	D

AMATEUR TEAM
Portland
Spruce Grove
Lvy St. Petersburg
USNTDP
Skelletfeaa
Jokerit U20
Brooks
Olomouc
Lakeville South

## 2019 VANCOUVER

NAME	RD	PK	POS
Kirby Dach	1	3	F
Alex Vlasic	2	43	D
Michal Teplý	4	105	F
Antti Saarela	4	123	F
Dominic Basse	6	167	G
Cole Moberg	7	194	D

AMATEUR TEAM
Saskatoon
USNTDP
Benatky N.J.
Lukko
Selects U-18 - South Kent
Prince George

## 2016 BUFFALO

NAME	RD	PK	POS
Alex DeBrincat	2	39	RW
Chad Kryz	2	45	D
Artur Kayumov	2	50	LW/RW
Wouter Peeters	3	83	G
Lucas Carlsson	4	110	D
Nathan Noel	4	113	C
Mathias From	5	143	LW/RW
Blake Hillman	6	173	D
Jake Ryzcek	7	203	D

AMATEUR TEAM
Erie
USNTDP
Russia U18
EC Salzburg 2
Brynäs IF
Saint John
Rogle Jr.
U. of Denver
Waterloo

## 2018 DALLAS

NAME	RD	PK	POS
Adam Boqvist	1	8	D
Nicolas Beaudin	1	27	D
Jake Wise	3	69	C
Niklas Nordgren	3	74	RW
Philipp Kurashev	4	120	C
Mikael Hakkarainen	5	139	C
Alexis Gravel	6	162	G
Josiah Slavin	7	193	LW

AMATEUR TEAM
Brynäs IF J20
Drummondville
USNTDP
HIFK
Quebec
Muskegon
Halifax
Lincoln

## 2015 SUNRISE, FLA.

NAME	RD	PK	POS
Graham Knott	2	54	LW
Dennis Gilbert	3	91	D
Ryan Shea	4	121	D
Radovan Bondra	5	151	RW
Roy Radke	6	164	RW
Joni Tuulola	6	181	D
John Dahlstrom	7	211	RW

AMATEUR TEAM
Niagara
Chicago
Boston College HS
Kosice
Barrie
HPK
Frolunda-Jr.

LEADERSHIP

PLAYERS

2019-20

OPPONENTS

TRADITION

RECORDS

PLAYOFFS

HISTORY

MINORS

MEDIA

# ALL-TIME DRAFT SELECTIONS

## 2014 PHILADELPHIA

NAME	RD	PK	POS	AMATEUR TEAM
Nick Schmaltz	1	20	C	Green Bay
Matheson Iacopelli	3	83	RW	Muskegon
Beau Starrett	3	88	C/LW	South Shore
Fredrik Olofsson	4	98	LW	Chicago/Green Bay
Luc Snuggerud	5	141	D	Eden Prairie HS
Andreas Soderberg	5	148	D	Skelleftea-Jr.
Dylan Sikura	6	178	C	Aurora
Ivan Nalimov	6	179	G	SKA St. Petersburg-2
Jack Ramsey	7	208	RW	Penticton

## 2013 NEWARK, N.J.

NAME	RD	PK	POS	AMATEUR TEAM
Ryan Hartman	1	30	RW	Plymouth
Carl Dahlstrom	2	51	D	Linköping-Jr.
John Hayden	3	74	C	U.S. National U18
Robin Norell	4	111	D	Djurgarden-Jr.
Tyler Motte	4	121	C	U.S. National U18
Luke Johnson	5	134	C	Lincoln
Anthony Louis	6	181	C	U.S. National U18
Robin Press	7	211	D	Södertälje

## 2012 PITTSBURGH

NAME	RD	PK	POS	AMATEUR TEAM
Teuvo Teravainen	1	18	LW	Jokerit
Dillon Fournier	2	48	D	Rouyn-Noranda
Chris Calnan	3	79	RW	Nobles HS
Garret Ross	5	139	LW	Saginaw
Travis Brown	5	149	D	Moose Jaw
Vincent Hinostroza	6	169	C	Waterloo
Brandon Whitney	7	191	G	Victoriaville
Matt Tomkins	7	199	G	Sherwood Park

## 2011 MINNEAPOLIS

NAME	RD	PK	POS	AMATEUR TEAM
Mark McNeill	1	18	C	Prince Albert
Phillip Danault	1	26	C	Victoriaville
Adam Clendening	2	36	D	Boston University
Brandon Saad	2	43	LW	Saginaw
Michael Paliotta	3	70	D	U.S. National U18
Klas Dahlbeck	3	79	D	Linköping
Maxim Shalunov	4	109	RW	Chelyabinsk 2
Andrew Shaw	5	139	C	Owen Sound
Sam Jardine	6	169	D	Camrose
Alexander Broadhurst	7	199	C	Green Bay
Johan Mattsson	7	211	G	Södertälje-Jr.

## 2010 LOS ANGELES

NAME	RD	PK	POS	AMATEUR TEAM
Kevin Hayes	1	24	RW	Nobles HS
Ludvig Rensfeldt	2	35	LW	Brynäs-Jr.
Justin Holl	2	54	D	Minnetonka
Kent Simpson	2	58	G	Everett
Stephen Johns	2	60	D	U.S. National U18
Joakim Nordstrom	3	90	C	AIK-Jr.
Rob Flick	4	120	C	Mississauga
Mirko Hoefflin	6	151	C	Mannheim-Jr.
Nick Mattson	6	180	D	Indiana
Mac Carruth	7	191	G	Portland



JONATHAN TOEWS  
2006

## 2009 MONTREAL

NAME	RD	PK	POS	AMATEUR TEAM
Dylan Olsen	1	28	D	Camrose
Brandon Pirri	2	59	C	Georgetown
Daniel DeLisle	3	89	C	Totino Grace HS
Byron Froese	4	119	C	Everett
Marcus Kruger	5	149	C	Djurgarden-Jr.
David Pacan	6	177	C	Cumberland
Paul Phillips	7	195	D	Cedar Rapids
David Gilbert	7	209	C	Quebec

## 2008 OTTAWA

NAME	RD	PK	POS	AMATEUR TEAM
Kyle Beach	1	11	LW	Everett
Shawn Lalonde	3	68	D	Belleville
Teigan Zahn	5	132	D	Saskatoon
Jonathan Carlsson	6	162	D	Brynäs IF
Ben Smith	6	169	RW	Boston College
Braden Birch	6	179	D	Oakville
Joe Gleason	7	192	D	Edina

## 2007 COLUMBUS

NAME	RD	PK	POS	AMATEUR TEAM
Patrick Kane	1	1	RW	London
Bill Sweatt	2	38	LW	Colorado College
Akim Aliu	2	56	RW	Sudbury
Maxime Tanguay	3	69	C	Rimouski
Josh Unice	3	86	G	U.S. National U18
Joseph Lavin	5	126	D	U.S. National U18
Richard Greenop	6	156	C	Windsor

# ALL-TIME DRAFT SELECTIONS

## 2006 VANCOUVER

NAME	RD	PK	POS	AMATEUR TEAM
Jonathan Toews	1	3	C	Univ. of North Dakota
Igor Makarov	2	33	RW	Krylja
Simon Danis-Pepin	2	61	D	Univ. of Maine
Tony Lagerstrom	3	76	C	Sodertalje-Jr.
Ben Shutton	4	95	D	Kingston
Joseph Palmer	4	96	G	US National U18
Jan-Mikael Juutilainen	6	156	C	Jokerit-Jr.
Chris Auger	6	169	C	Wellington
Peter LeBlanc	7	186	C	Hamilton

## 2005 OTTAWA

NAME	RD	PK	POS	AMATEUR TEAM
Jack Skille	1	7	RW	US National U18
Michael Blunden	2	43	RW	Erie
Dan Bertram	2	54	RW	Boston College
Evan Brophey	3	68	C	Belleville
Niklas Hjalmarsson	4	108	D	HV 71-Jr.
Nathan Davis	4	113	C	Miami Univ.
Denis Istomin	4	117	RW	Chelyabinsk
Brennan Turner	5	134	D	Norte Dame-Jr.
Joseph Fallon	6	167	G	U. of Vermont
Joe Charlebois	6	188	D	Sioux City
David Kuchejda	7	202	RW	Budejovice-Jr.
Adam Hobson	7	203	C	Spokane

## 2004 RALEIGH, N.C.

NAME	RD	PK	POS	AMATEUR TEAM
Cam Barker	1	3	D	Medicine Hat
Dave Bolland	2	32	C	London
Bryan Bickell	2	41	LW	Ottawa
Ryan Garlock	2	45	C	Windsor
Jakub Sindel	2	54	C	Sparta
Adam Berti	3	68	LW	Oshawa
Mitch Maunu	4	120	D	Windsor
Karel Hromas	4	123	LW	Sparta-Jr.
Trevor Kell	5	131	RW	London
Jacob Dowell	5	140	C	Univ. of Wisconsin
Scott McCulloch	6	165	LW	Grande Prairie
Petri Kontiola	7	196	C	Tappara
Troy Brouwer	7	214	RW	Moose Jaw
Jared Walker	7	223	C	Red Deer
Eric Hunter	8	229	C	Prince George
Matthew Ford	8	256	RW	Sioux Falls
Marko Anttila	9	260	RW	Lempäala

## 2003 NASHVILLE

NAME	RD	PK	POS	AMATEUR TEAM
Brent Seabrook	1	14	D	Lethbridge
Corey Crawford	2	52	G	Moncton
Michal Barinka	2	59	D	Budejovice
Lasse Kukkonen	5	151	D	Karpat
Alexei Ivanov	5	156	C	Yaroslavl-Jr.
Johan Andersson	6	181	C	Troja
Mike Brodeur	7	211	G	Camrose
Dustin Byfuglien	8	245	D	Prince George
Michael Grenzy	9	275	D	Chicago
Chris Porter	9	282	C	Lincoln

## 2002 TORONTO

NAME	RD	PK	POS	AMATEUR TEAM
Anton Babchuk	1	21	D	Elektrostal
Duncan Keith	2	54	D	Michigan State Univ.
Alexander Kojevnikov	3	93	LW	Krylja-Jr.
Matt Ellison	4	128	RW	Cowichan
James Wisniewski	5	156	D	Plymouth
Kevin Kantee	6	188	D	Jokerit-Jr.
Tyson Kellerman	7	219	G	North Bay
Jason Kostadine	8	251	RW	Hull
Adam Burish	9	282	RW	Green Bay

## 2001 MIAMI

NAME	RD	PK	POS	AMATEUR TEAM
Tuomo Ruutu	1	9	C	Jokerit
Adam Munro	1	29	G	Erie
Matt Keith	2	59	RW	Spokane
Craig Anderson	3	73	G	Guelph
Brent MacLellan	4	104	D	Rimouski
Vladimir Gusev	4	115	D	Khabarovsk
Aleksey Zotkin	4	119	LW	Magnitogorsk
Tommi Jaminki	5	142	LW	Blues-Jr.
Alexander Golovin	6	174	LW	Omsk-Jr.
Petr Puncochar	6	186	D	Karlovy Vary
Teemu Jaaskelainen	7	205	D	Ilves-Jr.
Oleg Minakov	7	216	RW	Elektrostal
Jeff Miles	9	268	C	Univ. of Vermont

## 2000 CALGARY

NAME	RD	PK	POS	AMATEUR TEAM
Mikhail Yakubov	1	10	C	Togliatti 2
Pavel Vorobiev	1	11	RW	Yaroslavl 2
Jonas Nordqvist	2	49	C	Leksand IF-Jr.
Igor Radulov	3	74	LW	Yaroslavl
Scott Balan	4	106	D	Regina
Olli Malmivaara	4	117	D	Jokerit-Jr.
Alexander Barkunov	5	151	D	Yaroslavl 2
Michael Ayers	6	177	G	Dubuque
Joey Martin	6	193	D	Omaha
Cliff Loya	7	207	D	Univ. of Maine
Vladislav Luchkin	7	225	C	Cherepovets 2
Adam Berkhoe	8	240	G	Twin Cities
Peter Flache	9	262	C	Guelph
Reto Von Arx	9	271	LW	Davos
Arne Ramholt	9	291	D	Kloten

## 1999 BOSTON

NAME	RD	PK	POS	AMATEUR TEAM
Steve McCarthy	1	23	D	Kootenay
Dimitri Levinski	2	46	RW	Cherepovets
Stephan Mokhov	2	63	D	Cherepovets
Michael Jacobsen	5	134	D	Belleville
Michael Leighton	6	165	G	Windsor
Mattias Wennerberg	7	194	C	MoDo-Jr.
Yorick Treille	7	195	RW	Univ. of Lowell
Andrew Carver	8	223	D	Hull

LEADERSHIP

PLAYERS

2019-20

OPPONENTS

TRADITION

RECORDS

PLAYOFFS

HISTORY

MINORS

MEDIA

# ALL-TIME DRAFT SELECTIONS

## 1998 BUFFALO

NAME	RD	PK	POS	AMATEUR TEAM
Mark Bell	1	8	LW	Ottawa
Matthias Trattnig	4	94	LW	Univ. of Maine
Kent Huskins	6	156	D	Clarkson Univ.
Jari Viuhkola	6	158	C	Karpat
Jonathan Pelletier	6	166	G	Drummondville
Tyler Annason	7	183	C	Fargo-Moorehead
Sean Griffin	8	210	D	Kingston
Alexandre Couture	9	238	LW	Sherbrooke
Andrei Yershov	9	240	D	Khimik

## 1997 PITTSBURGH

NAME	RD	PK	POS	AMATEUR TEAM
Daniel Cleary	1	13	RW	Belleville
Ty Jones	1	16	RW	Spokane
Jeremy Reich	2	39	C	Seattle
Mike Souza	3	67	LW	Univ. of New Hampshire
Ben Simon	5	110	LW	Notre Dame
Peter Gardiner	5	120	RW	R.P.I.
Kyle Calder	5	130	C	Regina
Heath Gordon	6	147	LW	Green Bay
Jerad Smith	7	174	D	Portland
Sergei Shikhanov	8	204	RW	Toglyatti Lada
Chris Feil	9	230	D	Ohio State Univ.

## 1996 ST. LOUIS

NAME	RD	PK	POS	AMATEUR TEAM
Remi Royer	2	31	D	St. Hyacinthe
Jeff Paul	2	42	D	Niagara Falls
Geoff Peters	2	46	C	Niagara Falls
Andy Johnson	5	130	D	Peterborough
Mike Vellinga	7	184	D	Guelph
Chris Twerdun	8	210	D	Moose Jaw
Andrei Kozyrev	9	236	D	Cherepovets

## 1995 EDMONTON

NAME	RD	PK	POS	AMATEUR TEAM
Dmitri Nabokov	1	19	C	Krylja Sovetov
Christian Laffamme	2	45	D	Beaupoit
Kevin McKay	3	71	D	Moose Jaw
Chris Van Dyk	4	82	D	Windsor
Pavel Kriz	4	97	D	Tri-City
Marc Magliarditi	6	146	G	Des Moines Jr.
Marty Wilford	6	149	D	Oshawa
Steve Tardif	7	175	C	Drummondville
Casey Hankinson	8	201	LW	Univ. of Minnesota
Mike Pittman	9	227	C	Guelph

## 1994 HARTFORD, CONN.

NAME	RD	PK	POS	AMATEUR TEAM
Ethan Moreau	1	14	LW	Niagara Falls
Jean-Yves Leroux	2	40	LW	Beaupoit
Steve McLaren	4	85	LW	North Bay
Marc Dupuis	5	118	D	Belleville
Jim Ensom	6	144	C	North Bay
Tyler Prosforsky	7	170	RW	Tacoma
Mike Josephson	8	196	LW	Kamloops
Lubomir Jandera	9	222	D	Litvinov CHP HC
Lars Weibel	10	248	G	Lugano
Rob Mara	11	263	RW	Belmont Hill HS

## 1993 QUEBEC CITY, QUEBEC

NAME	RD	PK	POS	AMATEUR TEAM
Eric Lecompte	1	24	LW	Hull
Eric Manlow	2	50	C	Kitchener
Bogdan Savenko	3	54	RW	Niagara Falls
Ryan Huska	3	76	LW	Kamloops
Eric Daze	4	90	LW	Beaupoit
Patrick Pysz	4	102	C	Augsburg
Jonni Vauhkonen	5	128	LW	Reipas Lahti
Tom White	7	180	C	Westminster HS
Sergei Petrov	8	206	LW	Cloquet HS
Mike Rusk	9	232	D	Guelph
Mike McGhan	10	258	LW	Prince Albert
Tom Noble	11	284	G	Catholic Memorial HS

## 1992 MONTREAL

NAME	RD	PK	POS	AMATEUR TEAM
Sergei Krivokrasov	1	12	RW	CSKA Moscow
Jeff Shantz	2	36	C	Regina
Sergei Klimovich	2	41	C	Moscow Dynamo
Andy MacIntyre	4	89	LW	Saskatoon
Tim Hogan	5	113	D	Univ. of Michigan
Gerry Skrypec	6	137	D	Ottawa
Mike Prokopec	7	161	RW	Cornwall
Layne Roland	8	185	RW	Portland
David Hymovitz	9	209	LW	Thayer Academy
Richard Raymond	10	233	D	Cornwall

## 1991 BUFFALO

NAME	RD	PK	POS	AMATEUR TEAM
Dean McAmmond	1	22	C	Prince Albert
Michael Pomichter	2	39	C	Springfield
Jamie Matthews	2	44	C	Sudbury
Bobby House	3	66	RW	Brandon
Igor Kravchuk	4	71	D	CSKA Moscow
Zac Boyer	4	88	RW	Kamloops
Maco Balkovec	5	110	D	Merritt T-II Jr.
Kevin St. Jacques	6	112	LW	Lethbridge
Jacques Auger	6	132	D	Univ. of Wisconsin
Scott Kirtan	7	154	RW	Powell River T-II
Roch Belley	8	176	G	Niagara Falls
Scott MacDonald	9	198	D	Choate HS
Alex Andrievski	10	220	RW	Moscow Dynamo
Mike Larkin	11	242	D	Rice Memorial HS
Scott Dean	12	264	D	Lake Forest HS

LEADERSHIP

PLAYERS

2019-20

OPPONENTS

TRADITION

RECORDS

PLAYOFFS

HISTORY

MINORS

MEDIA

# ALL-TIME DRAFT SELECTIONS



**EDDIE OLCZYK**  
1984

## 1988 MONTREAL

NAME	RD	PK	POS	AMATEUR TEAM
Jeremy Roenick	1	8	C	Thayer Academy
Trevor Dam	3	50	RW	London
Stefan Elvenas	4	71	RW	Rogle (Sweden)
Joe Cleary	5	92	D	Stratford Jr.
Justin Lafayette	6	113	LW	Ferris State
Craig Woodcroft	7	134	LW	Colgate Univ.
Jon Pojar	8	155	LW	Roseville HS
Mathew Hentges	9	176	D	Edina HS
Daniel Maurice	10	197	C	Chicoutimi
Dirk Tenzer	11	218	D	St. Paul's HS
Andreas Lupzig	12	239	C	Landshut (Germany)

## 1987 DETROIT

NAME	RD	PK	POS	AMATEUR TEAM
Jimmy Waite	1	8	G	Chicoutimi
Ryan McGill	2	29	D	Swift Current
Cam Russell	3	50	D	Hull
Mike Dagenais	3	60	D	Peterborough
Ulf Sandstrom	5	92	RW	MoDo (Sweden)
Mike McCormick	6	113	R	Richmond T-II
Stephen Tepper	7	134	RW	Westboro HS
John Reilly	8	155	LW	Phillips Academy
Lance Werness	9	176	RW	Burnsville HS
Dale Marquette	10	197	LW	Brandon
Bill Lacouture	11	218	RW	Natick HS
Mike Lappin	12	239	C	Norwood Prep

## 1990 VANCOUVER

NAME	RD	PK	POS	AMATEUR TEAM
Karl Dykhuis	1	16	D	Hull
Ivan Droppa	2	37	D	Liptovsky Mikulas
Chris Tucker	4	79	C	Bloomington Jefferson HS
Brett Stickney	6	121	C	St. Paul's HS
Derek Edgerly	6	124	C	Stoneham
Hugo Belanger	8	163	LW	Clarkson Univ.
Owen Lessard	9	184	LW	Owen Sound
Erik Peterson	10	205	C	Brockton HS
Steve Dubinsky	11	226	RW	Clarkson Univ.
Dino Grossi	12	247	RW	Northeastern Univ.

## 1989 BLOOMINGTON, MINN.

NAME	RD	PK	POS	AMATEUR TEAM
Adam Bennett	1	6	D	Sudbury
Michael Speer	2	27	D	Guelph
Bob Kellogg	3	48	D	Springfield Jr.
Tommi Pullola	6	111	C	Sport Fin. Div. I
Tracy Egeland	7	132	RW	Prince Albert
Milan Tichy	8	153	D	Plzen Skoda
Jason Greyerbiehl	9	174	LW	Colgate Univ.
Matt Saunders	10	195	LW	Northeastern Univ.
Mike Kozak	11	216	RW	Clarkson Univ.
Michael Doneghy	12	237	G	Catholic Memorial HS

## 1986 MONTREAL

NAME	RD	PK	POS	AMATEUR TEAM
Everett Sanipass	1	14	LW	Verdun Jr.
Mark Kurzawski	2	35	D	Windsor
Frantisek Kucera	4	77	D	Sparta Praha
Lonnie Loach	5	98	LW	Guelph
Mario Doyon	6	119	D	Drummondville
Mike Hudson	7	140	C	Sudbury
Marty Nanne	8	161	RW	Univ. of Minnesota
Geoff Benic	9	182	LW	Windsor
Glen Lowes	10	203	LW	Toronto
Chris Thayer	11	224	C	Kent HS
Sean Williams	12	245	RW	Oshawa

## 1985 TORONTO

NAME	RD	PK	POS	AMATEUR TEAM
Dave Manson	1	11	D	Prince Albert
Andy Helmuth	3	53	G	Ottawa
Dan Vincelette	4	74	LW	Drummondville
Rick Herbert	5	87	D	Portland
Brad Belland	5	95	C	Sudbury
Jonas Heed	6	116	D	Sodertalje SK
Victor Posa	7	137	LW	Univ. of Wisconsin
John Reid	8	158	G	Belleville
Richard LaPlante	9	179	C	Univ. of Vermont
Brad Hamilton	10	200	D	Aurora
Ian Pound	11	221	D	Kitchener
Rick Braccia	12	242	F	Avon Old Farms HS

LEADERSHIP

PLAYERS

2019-20

OPPONENTS

TRADITION

RECORDS


PLAYOFFS

HISTORY

MINORS

MEDIA

# ALL-TIME DRAFT SELECTIONS



DENIS SAVARD  
1980

## 1984 MONTREAL

NAME	RD	PK	POS	AMATEUR TEAM
Eddie Olczyk	1	3	RW	US National
Trent Yawney	3	45	D	Saskatoon
Tom Eriksson	4	66	LW	MoDo
Timo Lehtonen	5	90	G	Jokerit
Darin Sceviour	5	101	RW	Lethbridge
Chris Clifford	6	111	G	Kingston
Mike Stapleton	7	132	C	Cornwall
Glenn Greenough	8	153	RW	Sudbury
Ralph DiFiore	9	174	D	Shawinigan
Joakim Persson	10	194	LW	Brynäs IF
Bill Brown	11	215	C	St. Paul HS
David Mackey	11	224	LW	Victoria
Dan Williams	12	235	D	Chicago Jets

## 1983 MONTREAL

NAME	RD	PK	POS	AMATEUR TEAM
Bruce Cassidy	1	18	D	Ottawa
Wayne Presley	2	39	RW	Kitchener
Marc Bergevin	3	59	D	Chicoutimi
Tarek Howard	4	79	D	Olds T-II
Kevin Robinson	5	99	LW	Toronto
Jari Torkki	6	115	RW	Lukko
Mark LaVarre	6	119	RW	Stratford Jr.
Scot Birnie	7	139	RW	Cornwall
Kent Paynter	8	159	D	Kitchener
Brian Noonan	9	179	RW	Archbishop William HS
Dominik Hasek	10	199	G	Pardubice HC
Steve Pepin	11	219	C	St. Jean

## 1982 MONTREAL

NAME	RD	PK	POS	AMATEUR TEAM
Ken Yaremchuk	1	7	C	Portland
Rene Badeau	2	28	D	Quebec
Tom McMurphy	3	49	RW	Brandon
Bill Watson	4	70	RW	Prince Albert
Brad Beck	5	91	D	Penticton
Mark Hatcher	6	112	D	Niagara Falls
Jay Ness	7	133	C	Roseau HS
Jeff Smith	8	154	LW	London
Phil Patterson	9	175	RW	Ottawa
Jim Camazzola	10	196	LW	Penticton
Mike James	11	217	D	Ottawa
Bob Andrea	12	238	D	Dartmouth T-II

## 1981 MONTREAL

NAME	RD	PK	POS	AMATEUR TEAM
Tony Tanti	1	12	RW	Oshawa
Kevin Griffin	2	25	LW	Portland
Darrel Anholt	3	54	D	Calgary
Perry Pelensky	4	75	RW	Portland
Doug Chessell	5	96	G	London
Bill Schaffhauser	6	117	D	Northern Michigan Univ.
Marc Centrone	7	138	C	Lethbridge
Johan Mellstrom	8	159	RW	Falun
John Bennis	9	180	LW	Billings
Sylvain Roy	10	201	D	Hull

## 1980 MONTREAL

NAME	RD	PK	POS	AMATEUR TEAM
Denis Savard	1	3	C	Montreal Jr.
Jerome Dupont	1	15	D	Toronto
Steve Ludzik	2	28	C	Niagara Falls
Ken Solheim	2	30	LW	Medicine Hat
Len Dawes	2	36	D	Victoria
Troy Murray	3	57	C	St. Albert
Marcel Frere	3	58	LW	Billings
Carey Wilson	4	67	C	Dartmouth
Brian Shaw	4	78	RW	Portland
Kevin Ginnell	5	99	C	Medicine Hat
Steve Larmer	6	120	RW	Niagara Falls
Sean Simpson	7	141	C	Ottawa
Jim Ralph	8	162	G	Ottawa
Dan Dietrich	9	183	D	Brandon
Dan Frawley	10	204	RW	Sudbury

## 1979 MONTREAL

NAME	RD	PK	POS	AMATEUR TEAM
Keith Brown	1	7	D	Portland
Timothy Trimmer	2	28	LW	Peterborough
Bill Gardner	3	49	C	Peterborough
Louis Begin	4	70	LW	Sherbrooke
Lowell Loveday	5	91	D	Kingston
Doug Crossman	6	112	D	Ottawa

## 1978 MONTREAL

NAME	RD	PK	POS	AMATEUR TEAM
Tim Higgins	1	10	RW	Ottawa
Doug Lecuyer	2	29	LW	Portland
Rick Paterson	3	46	C	Cornwall
Brian Young	4	63	D	New Westminster
Mark Murphy	5	79	LW	Toronto
Dave Feamster	6	96	D	Colorado
Dave Mancuso	7	113	D	Windsor
Sandy Ross	8	130	D	Colgate Univ.
Mark Locken	9	147	G	Niagara Falls
Glen Van	10	164	D	Colorado
Darryl Sutter	11	179	C	Lethbridge



# ALL-TIME DRAFT SELECTIONS

## 1977 MONTREAL

NAME	RD	PK	POS	AMATEUR TEAM
Doug Wilson	1	6	D	Ottawa
Jean Savard	2	19	C	Quebec
Randy Ireland	4	60	G	Portland
Gary Platt	5	78	D	Sorel
Jack O'Callahan	6	96	D	Boston Univ.
Floyd Lahache	7	114	D	Sherbrooke
Jeff Geiger	8	129	D	Ottawa
Stephen Ough	9	144	D	Laval

## 1976 MONTREAL

NAME	RD	PK	POS	AMATEUR TEAM
Real Cloutier	1	9	RW	Quebec
Jeff McDill	2	27	RW	Victoria
Tomas Gradin	3	45	C	MoDo
Dave DeBo	4	63	C	Univ. of Michigan
Terry McDonald	5	81	D	Edmonton
John Peterson	6	99	G	Notre Dame
John Rothstein	7	115	RW	Univ. of Minnesota

## 1975 MONTREAL

NAME	RD	PK	POS	AMATEUR TEAM
Greg Vaydik	1	7	C	Medicine Hat
Daniel Arndt	2	25	LW	Saskatoon
Mike O'Connell	3	43	D	Kingston
Pierre-Yves Giroux	4	61	C	Hull
Bob Hoffmeyer	5	79	D	Saskatoon
Tom Ulseth	6	97	RW	Univ. of Wisconsin
Ted Bulley	7	115	LW	Hull
Paul Jensen	8	133	D	Michigan Tech

## 1974 MONTREAL

NAME	RD	PK	POS	AMATEUR TEAM
Grant Mulvey	1	16	RW	Calgary
Alain Daigle	2	34	RW	Trois Rivières
Bob Murray	3	52	D	Cornwall
Terry Ruskowski	4	70	C	Swift Current
Dave Logan	5	88	D	Laval
Bob Volpe	6	106	G	Sudbury
Ed Mio	7	124	G	Colorado
Mike St. Cyr	8	141	D	Kitchener
Stephen Colp	9	158	C	Michigan State Univ.
Rick Fraser	10	173	D	Oshawa
Jean Bernier	11	188	D	Shawinigan Falls
Dwane Byers	12	200	RW	Sherbrooke
Glen Ing	13	210	RW	Victoria

## 1973 MONTREAL

NAME	RD	PK	POS	AMATEUR TEAM
Darcy Rota	1	13	LW	Edmonton
Reg Thomas	2	29	C	London
Randy Holt	3	45	D	Sudbury
Dave Elliott	4	61	C	Winnipeg
Dan Hinton	5	77	LW	Sault Ste. Marie
Gary Doerksen	6	93	LW	Winnipeg
Wayne Dye	7	109	LW	New Westminster
Jim Koleff	8	125	C	Hamilton
Jack Johnson	9	140	D	Univ. of Wisconsin
Steve Alley	9	141	LW	Univ. of Wisconsin
Rick Clubbe	10	156	C	Univ. of North Dakota
Gene Strate	11	165	D	Edmonton

## 1972 MONTREAL

NAME	RD	PK	POS	AMATEUR TEAM
Philip Russell	1	13	D	Edmonton
Brian Ogilvie	2	29	C	Edmonton
Michael Veisor	3	45	G	Peterborough
Tom Peluso	4	61	RW	Univ. of Denver
Rejean Giroux	5	77	RW	Quebec
Rob Palmer	6	93	C	Univ. of Denver
Terry Smith	7	109	RW	Edmonton
Billy Reay	8	125	F	Univ. of Wisconsin
Gary Donaldson	9	141	RW	Victoria

## 1971 MONTREAL

NAME	RD	PK	POS	AMATEUR TEAM
Dan Spring	1	12	F	Edmonton
Dave Kryskow	2	26	LW	Edmonton
Bob Peppler	3	40	F	St. Catharines
Clyde Simon	4	54	F	St. Catharines
Dean Blais	5	68	C	Univ. of Minnesota
Jim Johnston	6	82	C	Univ. of Wisconsin

## 1970 MONTREAL

NAME	RD	PK	POS	AMATEUR TEAM
Daniel Maloney	1	14	LW	London
Michel Archambault	2	28	LW	Drummondville
Leonard Frig	3	42	D	Calgary
Walter Ledingham	4	56	LW	Univ. of Minn.-Duluth
Gilles Meloche	5	70	G	Verdun

## 1969 MONTREAL

NAME	RD	PK	POS	AMATEUR TEAM
Jean-Pierre Bordeleau	1	13	RW	Montreal
Larry Romanchych	2	24	RW	Flin Flon
Milt Black	3	36	C	Winnipeg
Darryl Maggs	4	48	D	Calgary
Mike Baumgartner	5	60	D	Univ. of North Dakota
Dave Hudson	6	71	C	Univ. of North Dakota

LEADERSHIP

PLAYERS

2019-20

OPPONENTS

TRADITION

RECORDS

PLAYOFFS

HISTORY

MINORS

MEDIA

# HOW THE BLACKHAWKS WERE BUILT

LEADERSHIP
PLAYERS
2019-20
OPPONENTS
TRADITION
RECORDS
PLAYOFFS
HISTORY
MINORS
MEDIA

Evan Barratt  
Nicolas Beaudin  
Adam Boqvist  
Lucas Carlsson  
Ryan Carpenter  
Matej Chalupa  
Kirby Dach  
Alex DeBrincat  
Calvin de Haan  
Collin Delia  
MacKenzie Entwistle

Brandon Hagel  
Mikael Hakkarainen  
Matthew Highmore

Mattias Janmark  
Reese Johnson  
Wyatt Kalynuk

David Kampf  
Patrick Kane

Duncan Keith  
Chad Krys

Dominik Kubalik  
Philipp Kurashev

Kevin Lankinen  
Anton Lindholm

Ian Mitchell  
Cam Morrison

Connor Murphy  
Alexander Nylander

Brandon Pirri  
John Quenneville

Alec Regula  
Brent Seabrook

Nick Seeler  
Andrew Shaw

Zack Smith  
Tim Soderlund  
Dylan Strome  
Malcolm Subban

Pius Suter  
Michal Teplý  
Matt Tomkins  
Jonathan Toews  
Lucas Wallmark  
Nikita Zadorov

Blackhawks' third-round pick (90th overall) in the 2017 NHL Draft  
Blackhawks' first-round pick (27th overall) in the 2018 NHL Draft.  
Blackhawks' first-round pick (8th overall) in the 2018 NHL Draft.  
Blackhawks' fourth-round pick (110th overall) in the 2016 NHL Draft.  
Signed as a free agent on July 1, 2019  
Signed as a free agent with Chicago on May 29, 2020.  
Blackhawks' first-round pick (3rd overall) in the 2019 NHL Draft.  
Blackhawks' second-round pick (39th) in the 2016 NHL Draft.  
From CAR with Aleksii Saarela for Anton Forsberg and Gustav Forsling on June 25, 2019.  
Signed as a free agent on July 28, 2017  
From ARI with Marcus Kruger, MacKenzie Entwistle, Jordan Maletta and a 2019 fifth-round pick for Marian Hossa,  
Vinnie Hinostroza, Jordan Oesterle and a third-round selection in the 2019 NHL Draft on July 12, 2018.  
Signed as a free agent on Nov. 5, 2018.  
Blackhawks fifth-round pick (139th overall) in the 2018 NHL Draft.  
Signed as a free agent on March 2, 2017.  
Signed as a free agent by Chicago on Oct. 12, 2020.  
Signed as a free agent on March 6, 2019.  
Signed as a free agent with Chicago on July 16, 2020.  
Signed as a free agent on May 2, 2017.  
Blackhawks' first-round pick (1st overall) in the 2007 NHL Draft.  
Blackhawks' second-round pick (54th overall) in the 2002 NHL Draft.  
Blackhawks' second-round pick (45th overall) in the 2016 NHL Draft.  
From LAK for Arizona's fifth-round pick in the 2019 NHL Draft.  
Blackhawks' fourth-round pick (120th overall) in the 2018 NHL Draft.  
Signed as a free agent on May 21, 2018.  
From COL with Nikita Zadorov for Brandon Saad and Dennis Gilbert on Oct. 10, 2020.  
Blackhawks' second-round pick (57th overall) in the 2017 NHL Draft.  
Signed as a free agent by Chicago on August 18, 2020.  
From ARI with Laurent Dauphin for Niklas Hjalmarsson on June 23, 2017.  
From BUF for Henri Jokiharju on July 9, 2019.  
From Vegas for Dylan Sikura on Sept. 28, 2020  
From NJD for John Hayden on June 22, 2019.  
From DET for Brendan Perlini on Oct. 28, 2019.  
Blackhawks' first-round pick (14th overall) in the 2003 NHL Draft.  
Claimed off waivers by the Blackhawks on Feb. 3, 2020  
From MTL with a seventh-round pick in the 2021 NHL Draft for a second- and seventh-round pick in the 2020 NHL Draft  
and a third-round pick in the 2021 NHL Draft on June 30, 2019.  
From OTT for Artem Anisimov on July 16, 2019.  
Blackhawks' fourth-round selection (112th overall) in the 2017 NHL Draft.  
From ARI with Brendan Perlini for Nick Schmaltz on Nov. 25, 2018.  
From VGK with Slava Demin and a second-round pick in the 2020 NHL Draft in exchange for Robin Lehner on Feb. 24,  
2020.  
Signed as a free agent by Chicago on July 16, 2020.  
Blackhawks' fourth-round pick (105th overall) in the 2019 NHL Draft.  
Blackhawks' seventh-round pick (199th overall) in the 2012 NHL Draft.  
Blackhawks' first-round pick (3rd overall) in the 2006 NHL Draft.  
Signed as a free agent by Chicago on Oct. 12, 2020.  
From COL with Anton Lindholm for Brandon Saad and Dennis Gilbert on Oct. 10, 2020.



# **2019-20 SEASON IN REVIEW**

# SCHEDULE AND RESULTS

LEADERSHIP
PLAYERS
2019-20
OPPONENTS
TRADITION
RECORDS
PLAYOFFS
HISTORY
MINORS
MEDIA

GM	DATE	OPPONENT	RESULT	RECORD	SCORE	SCORERS	GWG	W/L GOALIE	ATT
1	10/04	@ PHI	L	0-1-0	4-3	92,12p,88	12	79 / 50	17463
2	10/10	SJS	L	0-2-0	5-4	8,65,65,17	23	30 / 50	21455
3	10/12	WPG	O*	0-2-1	3-2	20s,7p	55	37 / 40	21340
4	10/14	EDM	W	1-2-1	3-1	88,92,20	92	50 / 41	21260
5	10/18	CBJ	W*	2-2-1	3-2	91,12p,19	19	40 / 90	21518
6	10/20	WSH	L	2-3-1	5-3	91,8,88	43	70 / 50	21187
7	10/22	VGK	O**	2-3-2	2-1	77	27	29 / 40	21172
8	10/24	PHI	L	2-4-2	4-1	20	28	37 / 40	21315
9	10/26	@ CAR	L	2-5-2	4-0		37	34 / 50	15738
10	10/27	LAK	W	3-5-2	5-1	17,64,17,12,91	64	40 / 36	21334
11	10/29	@ NSH	L	3-6-2	3-0		13	35 / 40	17259
12	11/02	@ LAK	O*	3-6-3	4-3	8p,64,19	8	36 / 50	18230
13	11/03	@ ANA	W*	4-6-3	3-2	27,12p,88	88	40 / 30	15576
14	11/05	@ SJS	L	4-7-3	4-2	20,2	48	31 / 40	16087
15	11/07	VAN	W	5-7-3	5-2	12,65p,88p,64s,20	88	50 / 25	21418
16	11/09	@ PIT	O**	5-7-4	3-2	8,88	19	30 / 50	18653
17	11/10	TOR	W	6-7-4	5-4	88,77,88,19p,20	20	40 / 30	21598
18	11/13	@ VGK	W	7-7-4	5-3	88,44,56,77,17	77	50 / 29	18324
19	11/16	@ NSH	W	8-7-4	7-2	56,8,7,64,88,92,92	7	40 / 35	17393
20	11/17	BUF	W	9-7-4	4-1	77,77,88p,19	77	50 / 40	21334
21	11/19	CAR	L	9-8-4	4-2	56,5	21	34 / 40	21325
22	11/21	TBL	L	9-09-4	4-2	7,17	21	35 / 50	21336
23	11/23	@ DAL	O**	9-09-5	2-1	6	16	35 / 40	18532
24	11/26	DAL	W	10-09-5	3-0	20,88p,5	20	50 / 35	21210
25	11/29	COL	L	10-10-5	5-2	15,88	8	39 / 50	21822
26	11/30	@ COL	L	10-11-5	7-3	20s,8,88p	72	31 / 40	18015
27	12/02	STL	L	10-12-5	4-0		28	34 / 50	21204
28	12/05	@ BOS	W*	11-12-5	4-3	22s,17p,12,19	19	40 / 40	17850
29	12/06	@ NJD	W**	12-12-5	2-1	12p	77	50 / 29	15273
30	12/08	ARI	O**	12-12-6	4-3	19,12p,8	83	35 / 40	21232
31	12/10	@ VGK	L	12-13-6	5-1	8p	5	29 / 50	18319
32	12/12	@ ARI	L	12-14-6	5-2	19,17p	15	35 / 40	13150
33	12/14	@ STL	L	12-15-6	4-3	20,20,88	72	50 / 50	18096
34	12/15	MIN	W	13-15-6	5-3	88,88p,64,20,88	20	40 / 31	21513
35	12/18	COL	L	13-16-6	4-1	22	29	39 / 50	21481

# SCHEDULE AND RESULTS

GM	DATE	OPPONENT	RESULT	RECORD	SCORE	SCORERS	GWG	W/L GOALIE	ATT	
36	12/19	@ WPG	W	14-16-6	4-1	92,8,56p,88	8	40 / 37	15325	
37	12/21	@ COL	W	15-16-6	5-3	19,88,77,8,5	8	40 / 31	18056	
38	12/23	NJD	L	15-17-6	7-1	15	76	29 / 50	21559	
39	12/27	NYI	W	16-17-6	5-2	39,8,12,19,36	12	40 / 1	21747	
40	12/29	@ CBJ	W**	17-17-6	3-2	17,56p	88	40 / 90	18544	
41	12/31	@ CGY	W	18-17-6	5-3	6,12p,88,17,88	17	40 / 33	19289	
42	01/02	@ VAN	L	18-18-6	7-5	5,64,88p,19,88	88	25 / 40	18871	
43	01/05	DET	W	19-18-6	4-2	17,95,27,8	27	50 / 35	21493	
44	01/07	CGY	L	19-19-6	2-1	8	28	39 / 50	21274	
45	01/09	NSH	L	19-20-6	5-2	8,12p	95	35 / 50	21440	
46	01/11	ANA	W	20-20-6	4-2	19,8,8,6	8	40 / 36	21548	
47	01/14	@ OTT	W*	21-20-6	3-2	8,8,19	19	40 / 35	12238	
48	01/15	@ MTL	W	22-20-6	4-1	15,15,12p,91	15	50 / 39	21302	
49	01/18	@ TOR	W	23-20-6	6-2	91,19,20,19,8,8	20	50 / 31	19502	
50	01/19	WPG	W	24-20-6	5-2	92,56,64,20,8	64	40 / 37	21487	
51	01/21	FLA	L	24-21-6	4-3	77,91p,88	77	72 / 40	21559	
52	02/01	@ ARI	W**	25-21-6	3-2	20,20	19	50 / 32	17125	
53	02/04	@ MIN	O*	25-21-7	3-2	27,6	24	32 / 50	17341	
54	02/05	BOS	O*	25-21-8	2-1	12p	73	41 / 40	21472	
55	02/09	@ WPG	L	25-22-8	5-2	8,20	9	37 / 50	15325	
56	02/11	@ EDM	L	25-23-8	5-3	20,19,5,27	93	41 / 40	17066	
57	02/12	@ VAN	L	25-24-8	3-0		53	25 / 50	18871	
58	02/15	@ CGY	W	26-24-8	8-4	19,8,20,92,12,92,88,77	12	40 / 39	19231	
59	02/16	@ WPG	L	26-25-8	3-2	22,88	88	37 / 50	15325	
60	02/19	NYR	L	26-26-8	6-3	8,8,91	20	31 / 40	21573	
61	02/21	NSH	W*	27-26-8	2-1	12p,12	12	50 / 35	21878	
62	02/23	@ DAL	L	27-27-8	2-1	8p	91	35 / 50	18532	
63	02/25	@ STL	L	27-28-8	6-5	2p,5,88p,36,20p	12	50 / 50	18096	
64	02/27	@ TBL	W	28-28-8	5-2	20,8,68,8p,8	68	50 / 35	19092	
65	02/29	@ FLA	W**	29-28-8	3-2	19,91	19	50 / 72	16055	
66	03/03	ANA	W	30-28-8	6-2	91,17,17,92,88,64	17	50 / 36	21345	
67	03/05	EDM	W	31-28-8	4-3	88,19,12,12	12	50 / 41	21481	
68	03/06	@ DET	L	31-29-8	2-1	88	14	45 / 50	19515	
69	03/08	STL	L	31-30-8	2-0		41	34 / 50	21815	
70	03/11	SJS	W	32-30-8	6-2	2p,88p,20,92,88,8	20	50 / 30	21275	

\* - denotes OT

\*\* - denotes SO

LEADERSHIP
PLAYERS
2019-20
OPPONENTS
TRADITION
RECORDS
PLAYOFFS
HISTORY
MINORS
MEDIA

# FINAL TEAM SCORING

	PLAYER	GP	G	A	PTS	+/-	PIM	PP	SH	GW	S	PCTG	TOI	AVG TOI
LEADERSHIP	Patrick Kane	70	33	51	84	8	40	8	0	2	275	12.0	1494	21:20
	Jonathan Toews	70	18	42	60	-2	48	1	1	3	172	10.5	1384	19:47
	Dominik Kubalik	68	30	16	46	2	16	4	0	3	157	19.1	977	14:22
	Alex DeBrincat	70	18	27	45	-10	15	10	0	4	207	8.7	1225	17:30
	Dylan Strome	58	12	26	38	1	16	2	0	2	97	12.4	925	15:56
	Brandon Saad	58	21	12	33	2	16	1	2	5	140	15.0	971	16:45
	Duncan Keith	61	3	24	27	1	18	2	0	0	111	2.7	1488	24:23
	Alexander Nylander	65	10	16	26	-2	10	0	0	1	94	10.6	789	12:08
	Erik Gustafsson	59	6	20	26	-8	25	2	0	0	98	6.1	1219	20:40
	Kirby Dach	64	8	15	23	-1	24	0	0	2	101	7.9	913	14:16
PLAYERS	Connor Murphy	58	5	14	19	2	27	0	0	0	117	4.3	1233	21:15
	Olli Maatta	65	4	13	17	0	20	0	0	0	80	5.0	1197	18:25
	David Kampf	70	8	8	16	-11	8	0	1	2	90	8.9	957	13:40
	Drake Caggiula	40	9	6	15	-3	32	1	0	0	56	16.1	473	11:49
	Ryan Carpenter	69	3	12	15	-6	28	0	1	0	80	3.8	971	14:04
	Adam Boqvist	41	4	9	13	-3	6	0	0	1	50	8.0	665	16:13
	Zack Smith	50	4	7	11	2	29	0	1	1	43	9.3	589	11:47
	Andrew Shaw	26	3	7	10	-4	33	1	0	0	46	6.5	376	14:27
	Slater Koekkoek	42	1	9	10	3	42	0	0	1	47	2.1	704	16:45
	Matthew Highmore	36	2	4	6	-1	6	0	0	0	35	5.7	353	9:49
OPPONENTS	Calvin de Haan	29	1	5	6	10	10	0	0	0	42	2.4	577	19:55
	Brent Seabrook	32	3	1	4	1	8	1	0	1	40	7.5	581	18:09
	Dennis Gilbert	21	1	2	3	-8	38	0	0	0	12	8.3	330	15:42
	Dylan Sikura	9	1	2	3	1	0	0	0	0	10	10.0	89	9:54
	Lucas Carlsson	6	0	1	1	3	0	0	0	0	3	0.0	85	14:08
	Nick Seeler	6	0	1	1	-2	7	0	0	0	1	0.0	81	13:32
	Nicolas Beaudin	1	0	0	0	1	0	0	0	0	2	0.0	17	17:01
	Corey Crawford	40	0	0	0	0	0	0	0	0	0	-	2340	58:30
	Brandon Hagel	1	0	0	0	0	0	0	0	0	4	0.0	12	11:48
	Robin Lehner	33	0	0	0	0	4	0	0	0	0	-	1875	56:50
TRADITION	Brendan Perlini	1	0	0	0	0	0	0	0	0	1	0.0	8	7:49
	John Quenneville	9	0	0	0	-1	0	0	0	0	14	0.0	99	11:03
	Malcolm Subban	1	0	0	0	0	0	0	0	0	0	-	1	1:10
	Anton Wedin	4	0	0	0	1	4	0	0	0	2	0.0	36	9:04
	<b>Team Total</b>	<b>70</b>	<b>208</b>	<b>350</b>	<b>558</b>	<b>-24</b>	<b>530</b>	<b>33</b>	<b>6</b>	<b>28</b>	<b>2227</b>	<b>9.3</b>		
RECORDS	<b>GOALTENDER</b>	<b>GP</b>	<b>GS</b>	<b>W</b>	<b>L</b>	<b>OT</b>	<b>GA</b>	<b>SA</b>	<b>SV</b>	<b>SV%</b>	<b>GAA</b>	<b>SO</b>	<b>TOI</b>	
	Robin Lehner	33	31	16	10	5	94	1152	1058	.918	3.01	0	1875	
	Corey Crawford	40	39	16	20	3	108	1294	1186	.917	2.77	1	2340	
	Malcolm Subban	1	0	0	0	0	0	0	0	---	0.00	0	1	
	<b>Team Total</b>	<b>70</b>	<b>70</b>	<b>32</b>	<b>30</b>	<b>8</b>	<b>202</b>	<b>2446</b>	<b>2244</b>	<b>0.917</b>	<b>2.87</b>	<b>1</b>	<b>4216</b>	
PLAYOFFS														
HISTORY														
MINORS														
MEDIA														

GOALTENDER	GP	GS	W	L	OT	GA	SA	SV	SV%	GAA	SO	TOI
Robin Lehner	33	31	16	10	5	94	1152	1058	.918	3.01	0	1875
Corey Crawford	40	39	16	20	3	108	1294	1186	.917	2.77	1	2340
Malcolm Subban	1	0	0	0	0	0	0	0	---	0.00	0	1
<b>Team Total</b>	<b>70</b>	<b>70</b>	<b>32</b>	<b>30</b>	<b>8</b>	<b>202</b>	<b>2446</b>	<b>2244</b>	<b>0.917</b>	<b>2.87</b>	<b>1</b>	<b>4216</b>

# HOME/ROAD SCORING

PLAYER	HOME				
	GP	G	A	P	+/-
Patrick Kane	34	16	21	37	-4
Alex DeBrincat	34	11	17	28	3
Jonathan Toews	34	7	18	25	-6
Dylan Strome	27	7	15	22	6
Dominik Kubalik	32	13	4	17	-2
Duncan Keith	31	1	14	15	-2
Brandon Saad	28	9	5	14	1
Alex Nylander	32	4	10	14	4
Kirby Dach	30	5	8	13	0
David Kampf	34	5	5	10	-4
Erik Gustafsson	29	2	8	10	1
Drake Caggiula	20	6	2	8	-2
Andrew Shaw	15	3	5	8	1
Connor Murphy	30	2	6	8	-8
Ryan Carpenter	33	1	7	8	3
Olli Maatta	33	1	6	7	-1
Adam Boqvist	17	1	5	6	2
Zack Smith	24	2	3	5	3
Matthew Highmore	17	1	3	4	0
Slater Koekoek	18	0	4	4	6
Brent Seabrook	17	2	1	3	2
Calvin de Haan	16	0	3	3	7
Dennis Gilbert	8	1	0	1	2
Dylan Sikura	3	1	0	1	1
Lucas Carlsson	3	0	1	1	2
John Quenneville	6	0	0	0	0
Brendan Perlini	1	0	0	0	0
Nick Seeler	2	0	0	0	-1
Brandon Hagel	1	0	0	0	0
Nicolas Beaudin	1	0	0	0	1
Anton Wedin	1	0	0	0	0

PLAYER	ROAD				
	GP	G	A	P	+/-
Patrick Kane	36	17	30	47	12
Jonathan Toews	36	11	24	35	4
Dominik Kubalik	36	17	12	29	4
Brandon Saad	30	12	7	19	1
Alex DeBrincat	36	7	10	17	-13
Dylan Strome	31	5	11	16	-5
Erik Gustafsson	30	4	12	16	-9
Alex Nylander	33	6	6	12	-6
Duncan Keith	30	2	10	12	3
Connor Murphy	28	3	8	11	10
Olli Maatta	32	3	7	10	1
Kirby Dach	34	3	7	10	-1
Drake Caggiula	20	3	4	7	-1
Adam Boqvist	24	3	4	7	-5
Ryan Carpenter	36	2	5	7	-9
David Kampf	36	3	3	6	-7
Zack Smith	26	2	4	6	-1
Slater Koekoek	24	1	5	6	-3
Calvin de Haan	13	1	2	3	3
Matthew Highmore	19	1	1	2	-1
Dennis Gilbert	13	0	2	2	-10
Dylan Sikura	6	0	2	2	0
Andrew Shaw	11	0	2	2	-5
Brent Seabrook	15	1	0	1	-1
Nick Seeler	4	0	1	1	-1
Lucas Carlsson	3	0	0	0	1
Anton Wedin	3	0	0	0	1
John Quenneville	3	0	0	0	-1

GOALTENDER	GP	W-L-OT	SV%	GAA	MIN
Corey Crawford	19	9-10-0	.916	2.67	1,099:25
Robin Lehner	16	7-4-4	.922	2.88	937:55
Malcolm Subban	1	0-0-0	--	0	1:10

GOALTENDER	GP	W-L-OT	SV%	GAA	MIN
Robin Lehner	17	9-6-1	.915	3.14	937:33
Corey Crawford	21	7-10-3	.917	2.85	1,240:38

## RECORD BY MONTH

	W-L-OT	POINTS
October	3-6-2	8
November	7-5-3	17
December	8-6-1	17
January	6-4-0	12
February	5-7-2	12
March	3-2-0	6
<b>TOTALS</b>	<b>32-30-8</b>	<b>72</b>

LEADERSHIP
PLAYERS
2019-20
OPPONENTS
TRADITION
RECORDS
PLAYOFFS
HISTORY
MINORS
MEDIA

# TRANSACTIONS

## DATE

## TRANSACTION

1/3/2021	<b>DYLAN STROME</b> re-signed
12/26/2020	<b>CARL SODERBERG</b> signed as a free agent
10/12/2020	<b>LUCAS WALLMARK</b> signed as a free agent
10/12/2020	<b>MATTIAS JANMARK</b> signed as a free agent
10/10/2020	<b>NIKITA ZADOROV</b> and Anton Lindholm acquired from COL for Brandon Saad and Dennis Gilbert
10/9/2020	<b>DOMINIK KUBALIK</b> re-signed
10/9/2020	<b>MALCOLM SUBBAN</b> signed as a free agent
10/4/2020	<b>BRAD MORRISON</b> acquired from LAK for Olli Maatta
9/28/2020	<b>BRANDON PIRRI</b> acquired from VGK for Dylan Sikura
8/18/2020	<b>CAM MORRISON</b> signed as a free agent
7/16/2020	<b>WYATT KALYNUK</b> signed as a free agent
7/16/2020	<b>PIUS SUTER</b> signed as a free agent
5/29/2020	<b>MATEJ CHALUPA</b> signed as a free agent
4/13/2020	<b>IAN MITCHELL</b> signed to an entry-level contract
4/10/2020	<b>MICHAL TEPLY</b> signed to an entry-level contract
4/2/2020	<b>MATTHEW HIGHMORE</b> re-signed
4/2/2020	<b>KEVIN LANKINEN</b> re-signed
4/2/2020	<b>EVAN BARRATT</b> signed to an entry-level contract
4/2/2020	<b>ANDREI ALTYBARMAKYAN</b> signed to an entry-level contract

LEADERSHIP

PLAYERS

2019-20

OPPONENTS

TRADITION

RECORDS

PLAYOFFS

HISTORY

MINORS

MEDIA

# TEAM HIGHS AND LOWS

## GOALS

Most in a period (Home)	4 (2x)	last—March 3, 2020 vs. ANA
Most in a period (Away)	5	Feb. 27, 2020 at TBL
Most in a game (Home)	6 (2x)	last—March 11, 2020 vs. SJS
Most in a game (Away)	8	Feb. 15, 2020 at CGY
Most allowed in a period (Home)	5	Feb. 19, 2020 vs. NYR
Most allowed in a period (Away)	4 (4x)	last—Feb. 25, 2020 at STL
Most allowed in a game (Home)	7	Dec. 23, 2019 vs. NJD
Most allowed in a game (Away)	7 (2x)	last—Jan. 2, 2020 at VAN
Fewest in a game (Home)	0 (2x)	last—March 8, 2020 vs. STL
Fewest in a game (Away)	0 (3x)	last—Feb. 12, 2020 at VAN
Fewest allowed in a game (Home)	0	Nov. 26, 2019 vs. DAL
Fewest allowed in a game (Away)	1 (3x)	last—Jan. 15, 2020 at MTL
Fastest goal to start a game	0:15	Feb. 9, 2020 at WPG (Kubalik)
Fastest goal to start a game, opponent	0:33	Feb. 25, 2020 at STL
Fastest goal to start a period	0:17	Dec. 5, 2019 at BOS (3rd period)
Fastest goal to start a period, opponent	0:14	Jan. 7, 2020 vs. CGY (2nd period)
Fastest two goals	12:00 and 12:10 (10 seconds apart)	Nov. 10, 2019 vs. TOR
Fastest two goals, opponent	13:08 and 13:20 (12 seconds apart)	Dec. 14, 2019 at STL

## SHOTS

Most in a period (Home)	20	Nov. 19, 2019 vs. CAR
Most in a period (Away)	18	Feb. 11, 2020 at EDM
Most in a game (Home)	45	March 11, 2020 vs. SJS
Most in a game (Away)	49	Feb. 12, 2020 at VAN
Most allowed in a period (Home)	26	Nov. 10, 2019 vs. TOR
Most allowed in a period (Away)	20	Feb. 15, 2020 at CGY
Most allowed in a game (Home)	57	Nov. 10, 2019 vs. TOR
Most allowed in a game (Away)	51	Oct. 29, 2019 at NSH
Fewest in a period (Home)	1	Oct. 24, 2019 vs. PHI
Fewest in a period (Away)	2 (2x)	last—Feb. 29, 2020 at FLA
Fewest in a game (Home)	22	Feb. 5, 2020 vs. BOS
Fewest in a game (Away)	20	Oct. 29, 2019 at NSH
Fewest allowed in a period (Home)	4	March 5, 2020 vs. EDM
Fewest allowed in a period (Away)	4	Feb. 29, 2020 at FLA
Fewest allowed in a game (Home)	21	Jan. 5, 2020 vs. DET
Fewest allowed in a game (Away)	20	Feb. 12, 2020 at VAN

## POWER-PLAY GOALS

Most in a game (Home)	2 (2x)	last—March 11, 2020 vs. SJS
Most in a game (Away)	3	Feb. 25, 2020 at STL
Most allowed in a game (Home)	2 (3x)	last—Dec. 8, 2019 vs. ARI
Most allowed in a game (Away)	2 (3x)	last—Feb. 25, 2020 at STL

## SHORTHANDED GOALS

Most in a game (Home)	1 (2x)	last—Nov. 7, 2019 vs. VAN
Most in a game (Away)	1 (4x)	last—Feb. 11, 2020 at EDM
Most allowed in a game (Home)	1 (4x)	last—Jan. 5, 2020 vs. DET
Most allowed in a game (Away)	1 (4x)	last—Feb. 9, 2020 at WPG

LEADERSHIP

PLAYERS

2019-20

OPPONENTS

TRADITION

RECORDS

PLAYOFFS

HISTORY

MINORS

MEDIA

# TEAM HIGHS AND LOWS

## POWER PLAYS

Most in a game	7	Dec. 23, 2019 vs. NJD
Most allowed in a game	6 (2x)	Feb. 9, 2020 at WPG

## PENALTY MINUTES

Most in a game (Home)	27	Dec. 8, 2019 vs. ARI
Most in a game (Away)	17	Feb. 9, 2020 at WPG
Fewest in a game (Home)	2 (2x)	last—March 5, 2020 vs. EDM
Fewest in a game (Away)	0	Feb. 16, 2020 at WPG
Most in a period (Home)	21	Dec. 8, 2019 vs. ARI
Most in a period (Away)	11	Dec. 6, 2019 at NJD
Most in a game, both teams	46	Feb. 27, 2020 at TBL
Most in a game, opponent	34	Feb. 27, 2020 at TBL
Fewest in a game, both teams	0	Feb. 16, 2020 at WPG
Fewest in a game, opponent	0	Feb. 16, 2020 at WPG

## SCORING MARGINS

Largest winning margin (Home)	Four goals (3x)	last—March 11, 2020 vs. SJS
Largest winning margin (Away)	Five goals	Nov. 16, 2019 at NSH
Largest losing margin (Home)	Six goals	Dec. 23, 2019 vs. NJD
Largest losing margin (Away)	Four goals (3x)	last—Dec. 10, 2019 at VGK

## STREAKS

Longest winning streak	5	Jan. 11, 2020 to Jan. 19, 2020
Longest point streak (games without a regulation loss)	6	Jan. 7, 2020 to Jan. 19, 2020
Longest winless streak	5	Feb. 4, 2020 to Feb. 12, 2020
Longest losing streak (games without a point)	3	3 times, last from Feb. 9, 2020 to Feb. 12, 2020
Longest home winning streak	4	Oct. 27, 2019 to Nov. 17, 2019
Longest home winless streak	3	2 times, last from Nov. 29, 2010 to Dec. 8, 2019
Longest home losing streak (games without a point)	2	4 times, last from Jan. 7, 2020 to Jan. 9, 2020
Longest road winning streak	4	2 times, last from Jan. 11, 2020 to Feb. 1, 2020
Longest road winless streak	4	2 times, last from Feb. 4, 2020 to Feb. 11, 2020
Longest road losing streak (games without a point)	3	4 times, last from Feb. 16, 2020 to Feb. 25, 2020
Consecutive shutouts	N/A	
Consecutive shutout losses	2	Oct. 26, 2019 to Oct. 29, 2019

LEADERSHIP
PLAYERS
2019-20
OPPONENTS
TRADITION
RECORDS
PLAYOFFS
HISTORY
MINORS
MEDIA



# INDIVIDUAL HIGHS

## SKATERS

Most goals in a game, home	3	P. Kane on 12/15/19 5-3 W vs. MIN
Most goals in a game, road	3	D. Kubalik on 02/27/20 5-2 W @ TBL
Most goals in a period, home	2	5 times, last by A. DeBrincat on 03/05/20 4-3 W vs. EDM, 2nd
Most goals in a period, road	3	D. Kubalik on 02/27/20 5-2 W @ TBL, 3rd
Most assists in a game, home	3	4 times, last by A. DeBrincat on 03/11/20 6-2 W vs. SJS
Most assists in a game, road	3	2 times, last by D. Kubalik on 01/02/20 7-5 L @ VAN
Most assists in a period, home	3	2 times, last by A. DeBrincat on 03/11/20 6-2 W vs. SJS, 2nd
Most assists in a period, road	2	7 times, last by J. Toews on 02/25/20 6-5 L @ STL, 1st
Most points in a game, home	3	11 times, last by A. DeBrincat on 03/11/20 6-2 W vs. SJS
Most points in a game, road	4	3 times, last by J. Toews on 01/18/20 6-2 W @ TOR
Most points in a period, home	3	5 times, last by A. DeBrincat on 03/11/20 6-2 W vs. SJS, 2nd
Most points in a period, road	3	4 times, last by D. Kubalik on 02/27/20 5-2 W @ TBL, 3rd
Most shots in a game, home	11	P. Kane on 03/11/20 6-2 W vs. SJS
Most shots in a game, road	9	D. Kubalik on 01/14/20 3-2 W @ OTT
Most power-play goals in a game, home	1	15 times, last by P. Kane on 03/11/20 6-2 W vs. SJS
Most power-play goals in a game, road	1	18 times, last by D. Kubalik on 02/27/20 5-2 W @ TBL
Most shorthanded goals in a game	1	6 times, last by J. Toews on 02/11/20 5-3 L @ EDM
Most penalty minutes in a game, home	17	D. Gilbert on 12/08/19 4-3 OTL vs. ARI
Most penalty minutes in a game, road	7	N. Seeler on 02/09/20 5-2 L @ WPG
Most penalty minutes in a period, home	17	D. Gilbert on 12/08/19 4-3 OTL vs. ARI, 2nd
Most penalty minutes in a period, road	5	7 times, last by Connor Murphy on 02/12/20 3-2 L @ VAN, 3rd
Longest goal streak	6	P. Kane from 11/07/19 to 11/17/19 7G
Longest assist streak	8	P. Kane from 01/05/20 to 01/19/20 9A
Longest point streak	15	P. Kane from 11/02/19 to 11/30/19 11G, 13A

## GOALTENDERS

Most goals allowed in a game	6	3 times, last by C. Crawford on 02/25/20 6-5 L @ STL
Most goals allowed in a period	6	2 times, last by C. Crawford on 02/25/20 6-5 L @ STL, 2nd
Most shots against in a game	57	R. Lehner on 11/10/19 5-4 W vs. TOR
Most shots against in a period	26	R. Lehner on 11/10/19 5-4 W vs. TOR, 3rd
Most shots against in an overtime period	5	3 times, last by C. Crawford on 02/04/20 3-2 OTL @ MIN
Most saves in a game	53	R. Lehner on 11/10/19 5-4 W vs. TOR
Most saves in a period	23	R. Lehner on 11/10/19 5-4 W vs. TOR, 3rd
Most saves in an overtime period	5	2 times, last by R. Lehner on 11/23/19 2-1 OTL @ DAL

LEADERSHIP

PLAYERS

2019-20

OPPONENTS

TRADITION

RECORDS

PLAYOFFS

HISTORY

MINORS

MEDIA

# INDIVIDUAL MILESTONES

## NICOLAS BEAUDIN

Made his NHL debut on March 11 vs. SJS.

## ADAM BOQVIST

Made his NHL debut on Nov. 2 at LAK.

Scored his first NHL goal and point on Nov. 3 at ANA.

Tallied his first NHL assist on Dec. 10 at VGK.

## LUCAS CARLSSON

Made his NHL debut on Feb. 23 at DAL.

Tallied his first NHL point and assist on March 3 vs. ANA.

## JEREMY COLLITON

Coached in his 100th career NHL game on Dec. 14 at STL.

## COREY CRAWFORD

Earned his 250th career win on Dec. 6 at NJD.

## KIRBY DACH

Made his NHL debut on Oct. 20 vs. WSH.

Scored his first NHL goal on Oct. 22 vs. VGK.

Tallied his first NHL assist on Oct. 24 vs. PHI.

## CALVIN DE HAAN

Notched his 100th career point on Dec. 5 at BOS.

## BRANDON HAGEL

Made his NHL debut on March 11 at SJS.

## MATTHEW HIGHMORE

Tallied his first NHL assist on Dec. 23 at NJD.

## PATRICK KANE

Recorded his 1,000th career point on Jan. 19 vs. WPG.

Tallied his 600th assist on Nov. 21 vs. TBL.

## DUNCAN KEITH

Skated in his 1,100th game on Nov. 23 at DAL.

Notched his 500th career assist on Feb. 19 vs. NYR.

Tallied his 600th career point on Feb. 21 vs. NSH.

Recorded his 100th career goal on Feb. 25 at STL.

## OLLI MAATTA

Skated in his 400th career game on Jan. 5 at DET.

## CONNOR MURPHY

Skated in his 400th career game on Nov. 30 at COL.

## BRENT SEABROOK

Skated in his 1,100th game on Nov. 17 vs. BUF.

## DYLAN SIKURA

Scored his first NHL goal on Jan. 5 vs. DET.

## ZACK SMITH

Notched his 100th career assist on Nov. 13 at VGK.

Tallied his 200th career point on Jan. 2 at VAN.

## DYLAN STROME

Recorded his 100th career point on Feb. 28 at TBL.

## JONATHAN TOEWS

Skated in his 900th career game on Dec. 2 vs. STL.

Posted his 800th career point on Feb. 9 at WPG.

LEADERSHIP

PLAYERS

2019-20

OPPONENTS

TRADITION

RECORDS

PLAYOFFS

HISTORY

MINORS

MEDIA

## GOALS, INDIVIDUAL

Scored three goals, home	12/15/19	P. Kane vs. MIN
Scored three goals, road	02/27/20	D. Kubalik @ TBL
Allowed three goals, home	01/21/20	F. Vatrano vs. FLA
Allowed three goals, road	10/29/19	N. Bonino @ NSH
Scored four goals, home	02/24/94	J. Roenick vs. WPG
Scored four goals, road	12/04/99	M. Nylander @ BOS
Allowed four goals, home	03/25/03	A. Yashin vs. NYI
Allowed four goals, road	02/02/12	S. Gagner @ EDM
Scored five goals, home	02/03/82	G. Mulvey vs. STL
Scored five goals, road		N/A
Allowed five goals, home		N/A
Allowed five goals, road	02/15/75	Y. Courmoyer @ MTL

## GOALS, TEAM

Scored 10+ goals, home	10/05/17	CHI 10, PIT 1
Scored 10+ goals, road	01/30/69	CHI 12, PHI 0
Allowed 10+ goals, home	11/12/98	TOR 10, CHI 3
Allowed 10+ goals, road	12/04/87	DET 12, CHI 0

## GOALS, SHORTHANDED

Scored 2+ shorthanded goals, home	04/13/06	K. Calder, P. Sharp vs. DET
Scored 2+ shorthanded goals, road	02/06/16	M. Hossa, A. Anisimov @ DAL
Allowed 2+ shorthanded goals, home	10/05/05	J. Lupul, R. Niedermayer vs. ANA
Allowed 2+ shorthanded goals, away	04/04/17	M. Duchene, G. Landeskog @ COL

## PENALTY SHOTS

Chicago had penalty shot, home	03/11/19	J. Toews vs. L. Pickard, MIN
Chicago had penalty shot, road	02/02/19	B. Perlini vs. A. Stalock, MIN (NG)
Opponent had penalty shot, home	04/01/19	M. Scheifele, WPG vs. C. Crawford (NG)
Opponent had penalty shot, road	12/23/17	J. Oesterle, NJ vs. A. Forsberg (NG)
Chicago scored penalty shot, home	03/11/19	J. Toews vs. L. Pickard, MIN
Chicago scored penalty shot, road	12/16/12	J. Toews vs. M. Biron, NYR
Opponent scored penalty shot, home	12/16/14	N. Niederreiter, MIN vs. A. Raanta
Opponent scored penalty shot, road	03/25/10	J. Voracek, CBJ vs. C. Huet

## SHUTOUTS AND TIES

Recorded a shutout, home	11/26/19	3-0 vs. DAL (C. Crawford)
Recorded a shutout, road	03/16/19	2-0 @ MTL (C. Crawford)
Opponent recorded a shutout, home	03/08/20	2-0 vs. STL (J. Allen)
Opponent recorded a shutout, road	02/12/20	3-0 @ VAN (J. Markstrom)
Played in a 0-0 tie, home	01/08/03	vs. ARI (M. Leighton, Z. Bieri)
Played in a 0-0 tie, road	12/17/97	@ EDM (J. Hackett, C. Joseph)

LEADERSHIP

PLAYERS

2019-20

OPPONENTS

TRADITION

RECORDS

PLAYOFFS

HISTORY

MINORS

MEDIA

# PLAYER GAME-BY-GAME

	Date	Opp.	Keith #2	Murphy #5	Maatta #6	Seabrook #7	Kubalik #8	Perlini #11	DeBrincat #12
	Oct 4	@ PHI	0-1/1/1 23:48		0-0/1/1 20:03	0-0/0/1 19:03	0-0/3/0 13:59	DNP	1-0/5/1 17:40
	Oct 10	Vs SJS	0-0/2/2 22:57	0-0/2/0 18:59	0-1/0/0 17:45	0-0/1/1 17:37	1-0-6/0 14:01	DNP	0-1/3/3 18:30
	Oct 12	Vs WPG	0-1/2/1 25:02	0-0/2/1 23:10	0-0/2/0 16:55	1-0/1/0 18:39	0-1/0/0 13:09	0-0/1/0 07:49	0-0/3/-1 15:34
	Oct 14	Vs EDM	0-0/1/1 24:22	0-0/3/1 23:28	0-0/0/0 17:10	0-0/1/0 18:48	0-0/3/0 13:25	DNP	0-0/3/0 16:21
	Oct 18	Vs CBJ	0-0/0/0 24:40	0-0/2/1 22:56	0-0/0/0 14:00	0-0/2/0 15:13	0-0/3/1 12:28	DNP	1-1/2/1 17:13
	Oct 20	Vs WSH	0-0/2/1 24:59	0-0/2/1 20:08	0-0/1/1 15:28	0-0/4/0 16:27	1-0/10/1 14:15	DNP	0-0/3/-3 19:30
	Oct 22	Vs VGK	0-0/3/0 28:03	0-0/0/0 12:24	0-1/0/0 19:57	0-0/3/1 19:37	0-0/2/1 15:55	DNP	0-0/5/0 17:18
	Oct 24	Vs PHI	0-0/1/0 23:15	INJ	0-0/1/-2 16:50	0-0/1/-2 16:58	0-0/2/-2 13:30	DNP	0-0/3/-1 18:11
	Oct 26	@ CAR	0-0/1/-1 24:35	INJ	0-0/2/-1 17:25	0-0/1/-2 16:25	0-0/1/0 15:03	DNP	0-0/2/-1 20:37
	Oct 27	Vs LAK	0-0/0/0 24:13	INJ	0-0/0/3 18:39	DNP	0-1/0/1 12:22	DNP	1-2/3/3 13:26
	Oct 29	@ NSH	0-0/3/-1 23:23	INJ	0-0/4/0 21:06	DNP	0-0/0/0 11:54	DNP	0-0/2/-2 16:31
	Nov 2	@ LAK	0-1/2/2 28:43	INJ	0-0/0/-3 20:37	0-0/1/0 21:11	1-0/2/0 13:50		0-0/3/0 17:31
	Nov 3	@ ANA	0-1/4/0 24:42	INJ	0-0/1/-1 17:51	0-0/3/0 19:37	0-1/3/0 12:28		1-0/3/-1 18:53
	Nov 5	@ SJS	1-0/3/0 25:10	INJ	0-0/0/-1 15:13	0-0/0/-1 17:25	0-0/2/-1 10:41		0-1/1/0 21:31
	Nov 7	Vs VAN	0-1/2/0 26:11	INJ	0-2/0/2 15:03	0-0/0/2 17:51	DNP		1-0/3/1 16:05
	Nov 9	@ PIT	0-0/0/0 26:45	INJ	0-0/1/-1 18:09	0-0/2/1 18:00	1-0/2/1 11:36		0-0/2/0 17:23
	Nov 10	Vs TOR	0-0/0/-1 25:50	INJ	0-0/0/1 18:06	0-0/1/2 17:05	0-0/2/0 11:04		0-3/5/2 17:16
	Nov 13	@ VGK	0-0/1/0 23:49	INJ	0-0/2/1 18:50	0-0/1/2 20:23	0-0/3/1 13:08		0-2/1/3 16:28
	Nov 16	@ NSH	0-0/2/1 21:20	0-0/1/1 20:05	0-1/1/1 19:24	1-0(W)/1/4 17:10	1-0/2/1 14:48		0-1/2/2 17:39
	Nov 17	Vs BUF	0-0/2/1 22:34	0-0/1/1 17:59	0-1/2/1 19:00	0-1/1/0 15:54	0-1/3/1 12:16		0-0/0/0 16:34
	Nov 19	Vs CAR	0-0/2/-1 23:52	1-0/2/1 18:04	0-0/2/0 18:03	0-0/0/-1 15:31	0-0/3/0 11:51		0-1/2/0 20:55
	Nov 21	Vs TBL	0-0/0/0 20:04	0-0/2/-2 18:55	0-0/1/-2 15:34	1-0/2/1 12:07	DNP		0-0/3/1 17:57
	Nov 23	@ DAL	0-0/2/0 27:28	0-0/3/0 18:05	1-0/2/0 16:37	0-0/2/0 16:16	0-0/2/-1 08:32		0-1/3/1 19:32
	Nov 26	Vs DAL	0-0/0/1 21:08	1-0/1/1 20:20	0-0/4/1 18:24	0-0/0/0 18:08	0-0/0/0 13:13		0-1/7/0 17:49
	Nov 29	Vs COL	0-0/1/-2 09:30	0-0/0/-1 22:13	0-0/2/-2 23:52	0-0/3/1 19:10	0-0/1/-1 12:40		0-0/3/-1 18:46
	Nov 30	@ COL	DNP	0-0/0/-2 19:48	0-1/0/0 17:27	0-0/2/-1 19:01	1-0/2/0 11:46		0-0/5/-2 14:58
	Dec 2	Vs STL	DNP	0-0/3/-2 20:03	0-0/3/-2 19:51	0-0/1/-1 16:34	0-0/0/-1 12:14		0-0/2/-1 21:41
	Dec 5	@ BOS	DNP	0-2/4/2 22:01	DNP	0-0/0/0 20:47	0-0/0/0 09:42		1-0/3/0 18:05
	Dec 6	@ NJD	INJ	0-0/1/0 23:24	DNP	0-0/1/0 21:51	0-0/0/0 09:20		1-0/6/0 21:13
	Dec 8	Vs ARI	INJ	0-1/3/1 27:47	DNP	0-0/2/1 21:04	1-0/3/1 13:02		1-0/2/0 20:39
	Dec 10	@ VGK	INJ	0-0/2/-1 23:05	DNP	0-0/0/-1 20:21	1-0/1/-1 15:24		0-0/4/-1 17:43
	Dec 12	@ ARI	INJ	0-0/2/0 22:16	0-0/3/0 22:24	0-0/2/-2 18:29	0-1/3/1 13:50		0-1/2/-4 18:30
	Dec 14	@ STL	INJ	0-0/2/1 22:30	0-0/0/0 19:25	0-0/0/-2 19:26	0-0/3/0 12:56		0-1/3/0 19:26
	Dec 15	Vs MIN	INJ	0-2/0/1 24:58	0-0/4/0 19:56	0-0/1/1 18:38	0-0/1/0 14:13		0-0/2/0 15:59
	Dec 18	Vs COL	0-0/6/-2 23:16	0-0/2/-3 20:56	0-0/2/-1 15:40	DNP	0-0/0/-1 12:39		0-1/1/-2 18:35
	Dec 19	@ WPG	0-0/2/0 23:26	0-0/0/1 21:45	0-0/0/1 18:18	DNP	1-0(W)/4/1 14:39		0-0/1/-1 16:55
	Dec 21	@ COL	0-0/2/1 26:24	1-0/3/3 24:47	0-0/1/-1 14:08	DNP	1-0(W)/3/3 14:32		0-0/3/2 14:58
	Dec 23	Vs NJD	0-0/2/-3 25:13	0-0/2/-4 20:16	0-0/4/-1 19:28	INJ	0-0/2/-2 17:41		0-0/3/-3 18:38
	Dec 27	Vs NYI	0-2/2/2 23:40	0-0/5/1 19:55	0-0/0/0 15:30	INJ	1-0/1/0 15:43		1-0(W)/3/1 16:12
	Dec 29	@ CBJ	0-1/1/0 28:23	0-1/1/0 22:08	DNP	INJ	0-1/0/-1 12:09		0-1/4/1 24:08
	Dec 31	@ CGY	0-0/0/-2 22:04	0-1/2/1 20:41	1-1/1/2 18:36	INJ	0-0/3/-1 16:14		1-1/5/1 17:25
	Jan 2	@ VAN	0-1/1/0 25:18	1-0/4/2 21:50	0-1/1/-1 16:23	INJ	0-3/2/1 12:53		0-0/3/2 19:01
	Jan 5	Vs DET	0-1/2/1 22:09	0-0/2/1 21:15	0-0/1/1 15:28	INJ	1-0/3/2 17:15		0-1/2/1 17:01
	Jan 7	Vs CGY	0-0/3/-1 27:05	0-0/2/-1 20:58	0-0/0/0 15:06	INJ	1-0/3/0 15:50		0-0/2/-1 19:05
	Jan 9	Vs NSH	0-1/1/-3 23:37	0-0/0/0 20:05	0-0/2/-1 18:10	INJ	1-0/2/0 15:09		1-0/3/-2 18:14
	Jan 11	Vs ANA	0-0/2/-1 19:59	0-1/4/0 23:25	1-0/1/2 18:57	INJ	2-0(W)/3/2 15:42		0-1/4/1 16:20
	Jan 14	@ OTT	0-0/1/3 24:37	0-0/2/0 22:28	0-0/0/0 19:19	INJ	2-0/9/2 17:19		0-0/4/-1 16:33
	Jan 15	@ MTL	0-0/1/0 24:15	0-0/3/1 20:44	0-1/1/2 17:13	INJ	0-0/3/-1 14:01		1-0/3/0 15:50
	Jan 18	@ TOR	0-1/3/1 19:37	0-1/0/2 20:51	0-0/1/2 21:14	INJ	2-1/3/2 12:29		0-0/2/0 12:48
	Jan 19	Vs WPG	0-0/2/0 20:42	0-2/4/2 23:51	0-0/0/1 18:38	INJ	1-0/1/0 13:25		0-1/0/1 13:47
	Jan 21	Vs FLA	0-1/0/0 23:12	0-0/0/-1 18:56	0-0/3/0 15:32	INJ	0-0/2/0 17:31		0-1/4/0 18:07
	Feb 1	@ ARI	0-0/3/0 27:00	0-0/2/-1 20:02	0-0/3/1 17:22	INJ	0-0/3/-1 17:18		0-0/8/-1 15:51
	Feb 4	@ MIN	0-1/1/0 25:22	0-0/4/0 21:02	1-0/2/1 19:12	INJ	0-0/1/-1 16:47		0-0/2/1 16:43
	Feb 5	Vs BOS	0-0/2/-2 26:40	0-0/2/-2 21:20	0-0/1/0 21:18	INJ	0-0/0/-1 12:51		1-0/3/0 14:43
	Feb 9	@ WPG	0-0/3/-2 26:14	0-0/2/1 18:43	0-0/1/0 18:43	INJ	1-0/4/0 14:51		0-0/1/3 14:10
	Feb 11	@ EDM	0-0/0/-1 21:42	0-1/5/1 21:53	0-1/0/2 16:00	INJ	0-0/4/-2 16:21		0-0/4/-2 17:48
	Feb 12	@ VAN	0-0/4/-1 24:57	0-0/3/0 17:43	0-0/1/-1 13:58	INJ	0-0/7/-1 17:45		0-0/3/-1 15:45
	Feb 15	@ CGY	0-0/1/2 21:39	0-1/2/1 20:26	0-0/0/2 20:27	INJ	1-1/1/2 14:46		1-0(W)/1/1 14:32
	Feb 16	@ WPG	0-0/1/0 24:18	0-0/1/-1 20:15	0-1/0/0 19:03	INJ	0-1/3/0 18:21		0-0/2/-2 14:51
	Feb 19	Vs NYR	0-1/2/-2 20:10	0-0/0/-1 21:34	0-0/4/-1 19:29	INJ	2-0/3/0 14:18		0-0/2/-2 16:37
	Feb 21	Vs NSH	0-2/4/1 28:23	0-0/0/0 23:11	0-0/0/-1 22:43	INJ	0-0/2/-1 18:08		2-0(W)/8/1 16:50
	Feb 23	@ DAL	0-1/2/-1 27:42	0-0/3/-1 20:35	0-0/1/-1 17:13	INJ	1-0/2/-1 23:21		0-0/3/0 20:21
	Feb 25	@ STL	1-1/4/0 27:42	1-0/5/-2 24:25	0-0/0/-2 19:47	INJ	0-1/1/0 14:35		0-0/2/-1 17:58
	Feb 27	@ TBL	0-1/2/1 28:45	0-0/1/2 19:37	0-0/1/1 23:33	INJ	3-0/6/2 16:29		0-1/2/0 17:38
	Feb 29	@ FLA	0-0/2/1 27:11	0-1/4/0 23:34	0-0/2/-2 23:15	INJ	0-1/0/1 17:02		0-0/3/0 18:10
	Mar 3	Vs ANA	0-2/2/3 24:17	0-0/2/0 19:59	0-0/2/0 18:23	INJ	0-0/2/0 18:01		0-0/1/1 17:25
	Mar 5	Vs EDM	0-1/0/3 27:48	0-0/2/-1 26:00	0-1/1/-1 20:32	INJ	0-1/2/0 14:17		2-0(W)/6/2 14:07
	Mar 6	@ DET	0-0/6/1 25:59	0-0/2/1 21:24	0-0/2/-1 20:23	INJ	0-0/0/0 16:39		0-0/6/-1 19:24
	Mar 8	Vs STL	0-0/1/0 30:21	0-0/0/-2 20:56	0-0/2/-1 20:13	INJ	0-0/0/-1 19:49		0-0/4/0 18:54
	Mar 11	Vs SJS	1-1/3/1 22:01	0-0/1/2 22:24	0-0/0/0 19:00	INJ	1-0/3/0 14:43		0-3/3/1 16:06

# PLAYER GAME-BY-GAME

Date	Opp.	Smith #15	Strome #17	Toews #19	Saad #20	Carpenter #22	Boqvist #27	Highmore #36
Oct 4	@ PHI	0-0/0/1 08:12	0-0/0/0 17:48	0-0/3/1 21:41	0-0/4/1 12:45	0-0/0/1 09:42		
Oct 10	Vs SJS	0-0/0/0 12:37	1-1/2/3 16:41	0-0/1/1 20:15	0-1/4/1 12:53	0-0/0/0 14:20		
Oct 12	Vs WPG	0-0/0/0 10:16	0-0/1/0 17:11	0-0/2/1 19:22	1-0/1/0 16:06	0-1/1/1 10:59		
Oct 14	Vs EDM	0-0/1/1 09:16	0-1/6/1 16:02	0-1/3/1 17:48	1-0/4/1 16:04	0-1/0/1 13:42		
Oct 18	Vs CBJ	0-0/2/0 08:59	0-0/2/0 18:33	1-0(W),3/1 22:06	0-0/2/1 14:56	0-0/0/0 13:52		
Oct 20	Vs WSH	DNP	0-0/2/-2 20:12	0-0/2/-3 19:17	0-1/5/0 15:37	0-1/1/2 12:40		
Oct 22	Vs VGG	DNP	0-1/2/1 09:01	0-0/2/1 21:19	0-0/4/1 17:34	0-0/0/0 17:50		
Oct 24	Vs PHI	DNP	0-0/0/0 10:39	0-0/1/1 18:59	1-0/3/1 15:24	0-0/1/0 11:08		
Oct 26	@ CAR	0-0/0/0 09:21	0-0/2/0 11:48	0-0/1/1 20:14	0-0/1/1 15:58	0-0/0/0 10:35		
Oct 27	Vs LAK	DNP	2-1/3/14 26	0-0/2/0 17:40	0-0/0/0 18:02	0-1/1/3 15:07		
Oct 29	@ NSH	DNP	0-0/1/-2 15:54	0-0/1/0 19:32	0-0/0/0 16:42	0-0/0/0 16:13		
Nov 2	@ LAK	0-0/0/1 07:48	0-0/2/0 17:39	1-0/4/1 22:01	0-0/3/1 18:57	0-0/0/0 15:11	0-0/1/0 15:38	
Nov 3	@ ANA	DNP	0-0/2/1 16:24	0-2/2/2 20:29	0-0/1/0 17:12	0-0/1/0 12:56	1-0/3/1 15:44	
Nov 5	@ SJS	DNP	0-0/0/0 20:25	0-1/1/-2 16:23	1-0/3/1 15:42	0-0/1/1 14:44	0-0/1/-2 15:45	
Nov 7	Vs VAN	0-0/2/0 11:57	0-3/0/0 17:08	0-0/6/1 18:06	1-0/2/1 16:42	0-1/3/1 13:47	0-0/3/1 12:18	
Nov 9	@ PIT	0-0/3/0 09:47	0-0/1/1 17:06	0-0/2/-2 21:08	0-1/1/0 19:53	0-0/1/0 14:46	DNP	
Nov 10	Vs TOR	0-0/1/0 12:40	0-2/1/2 17:34	1-1/1/0 19:28	1-0(W),2/1 19:05	DNP	0-0/2/2 12:33	
Nov 13	@ VGG	0-2/0/2 11:13	1-2/2/3 15:15	0-0/3/1 17:56	0-0/0/0 17:12	0-1/0/2 14:06	0-0/0/0 14:44	
Nov 16	@ NSH	0-0/3/1 12:50	0-1/0/2 16:22	0-2/0/3 14:34	0-2/0/3 14:37	0-0/1/0 13:35	MIN	
Nov 17	Vs BUF	0-1/0/0 11:23	0-0/0/0 15:24	1-0/2/1 18:05	0-1/5/1 19:17	0-0/0/0 15:18	MIN	
Nov 19	Vs CAR	0-0/0/0 09:02	0-0/1/-2 18:04	0-0/5/-2 18:38	0-0/1/1 17:35	0-0/0/0 10:46	MIN	
Nov 21	Vs TBL	0-0/1/1 11:18	1-0/1/0 16:26	0-1/5/2 21:47	0-1/2/0 17:21	0-0/1/1 14:56	MIN	
Nov 23	@ DAL	0-0/2/0 12:58	0-0/0/1 17:32	0-0/5/0 24:27	0-0/2/0 17:45	0-0/0/0 13:44	MIN	
Nov 26	Vs DAL	0-0/3/0 12:46	DNP	0-0/3/2 17:01	1-0(W),4/2 14:57	0-0/2/1 14:11	MIN	0-0/0/0 08:10
Nov 29	Vs COL	1-0/3/1 12:38	DNP	0-1/2/-1 16:15	0-1/6/-1 15:55	0-1/1/1 15:18	MIN	0-0/0/0 10:19
Nov 30	@ COL	0-1/0/1 13:31	DNP	0-1/5/-3 18:39	1-0/3/1 15:56	0-0/0/-2 15:10	MIN	MIN
Dec 2	Vs STL	0-0/0/1 12:57	DNP	0-0/3/1 20:56	0-0/5/0 18:57	0-0/1/1 14:03	MIN	MIN
Dec 5	@ BOS	0-0/1/0 12:44	1-1/3/0 18:29	1-0(W),3/1 19:37	0-0/0/1 16:11	1-0/1/0 16:23	MIN	MIN
Dec 6	@ NJD	0-0/0/0 12:52	0-0/2/0 21:54	0-0/2/0 19:41	0-0/2/0 18:12	0-0/2/0 17:04	MIN	MIN
Dec 8	Vs ARI	0-0/2/0 10:23	0-0/0/0 19:05	1-2/5/1 21:10	0-0/1/1 17:45	0-0/1/0 16:22	MIN	DNP
Dec 10	@ VGG	0-0/0/1 12:18	0-0/2/-1 18:32	0-0/2/-2 19:15	0-0/4/1 17:52	0-0/1/1 12:04	0-1/2/-2 17:42	MIN
Dec 12	@ ARI	0-0/1/1 10:52	1-0/3/-3 18:47	1-0/2/1 21:02	0-0/0/0 17:58	0-0/5/1 12:23	0-0/1/-2 15:20	0-0/0/0 08:19
Dec 14	@ STL	0-0/0/1 12:52	0-1/1/1 18:13	0-2/3/0 18:24	2-0/3/0 15:34	0-0/0/1 13:56	0-0/0/0 14:56	0-0/1/1 09:50
Dec 15	Vs MIN	0-0/0/1 11:57	0-1/1/0 18:34	0-3/1/1 16:00	1-0(W),3/1 16:25	0-0/1/0 14:00	0-0/0/0 14:12	0-0/1/1 11:59
Dec 18	Vs COL	0-0/0/0 09:52	0-0/1/1 19:27	0-0/3/-2 20:03	0-0/1/1 15:05	1-0/3/1 15:11	0-0/2/1 12:50	0-0/2/0 09:23
Dec 19	@ WPG	0-0/0/0 13:25	0-1/2/1 14:52	0-0/4/1 19:02	0-0/1/0 08:16	0-0/2/0 15:37	0-1/1/0 17:07	0-0/0/0 13:29
Dec 21	@ COL	0-0/2/1 16:01	0-0/1/-2 13:39	1-2/1/2 19:22	INJ	0-0/1/0 15:34	0-0/2/0 17:34	0-0/2/0 09:18
Dec 23	Vs NJD	1-0/2/0 12:09	0-0/3/-3 16:56	0-0/0/-3 20:23	INJ	0-0/3/-2 16:13	0-0/0/0 02:42	0-1/1/0 11:05
Dec 27	Vs NYI	0-0/0/1 12:34	0-2/4/1 15:27	1-0/1/0 18:22	INJ	0-0/2/0 15:21	DNP	1-0/4/1 09:50
Dec 29	@ CBJ	0-0/1/1 11:37	1-0/3/1 21:14	0-0/3/1 24:05	INJ	0-0/1/0 14:20	0-0/2/0 20:19	0-0/2/-1 08:51
Dec 31	@ CGY	0-0/0/1 12:25	1-1(W),1/1 15:44	0-0/2/0 20:21	INJ	0-1/3/1 14:46	0-0/1/0 18:44	0-0/0/1 11:53
Jan 2	@ VAN	0-1/0/0 12:08	0-0/2/-3 19:28	1-1/1/0 19:25	INJ	0-0/4/-4 17:08	0-1/1/-2 20:35	0-0/0/1 08:36
Jan 5	Vs DET	0-1/0/1 12:29	1-0/4/1 17:21	0-1/4/2 22:11	INJ	0-0/0/0 14:55	1-0(W),3/1 20:32	0-0/0/1 08:32
Jan 7	Vs CGY	0-0/3/0 11:07	0-0/0/0 08:31	0-0/1/0 21:06	INJ	0-0/0/0 13:34	0-1/1/0 23:08	DNP
Jan 9	Vs NSH	0-0/2/-1 10:49	DNP	0-2/1/-2 20:59	INJ	0-0/2/-1 14:07	0-0/1/-2 17:41	0-0/0/1 07:59
Jan 11	Vs ANA	0-1/0/1 13:54	DNP	1-1/1/2 17:39	INJ	0-0/2/0 13:04	0-0/1/0 17:18	0-0/4/1 12:29
Jan 14	@ OTT	0-0/0/0 12:54	DNP	1-2(W),1/3 20:33	INJ	0-0/0/1 14:07	0-0/0/1 18:53	0-0/0/0 07:57
Jan 15	@ MTL	2-0(W),4/2 13:44	DNP	0-1/0/1 18:12	INJ	0-0/1/1 13:18	0-0/2/-1 22:00	0-0/0/1 11:48
Jan 18	@ TOR	0-0/2/1 15:02	INJ	2-2/3/4 16:06	1-0(W),4/1 17:08	0-1/1/1 17:04	0-0/1/1 18:17	0-0/1/0 13:01
Jan 19	Vs WPG	0-0/0/2 14:02	INJ	0-1/2/0 20:42	0-1/1/0 14:40	0-0/1/0 15:52	0-0/4/0 17:58	0-1/0/2 10:00
Jan 21	Vs FLA	0-0/1/0 09:30	INJ	0-0/2/1 23:06	0-0/5/1 15:57	0-0/2/1 12:51	0-0/2/0 20:27	0-0/1/0 05:49
Feb 1	@ ARI	0-0/0/0 11:45	0-0/2/-1 14:03	0-0/3/0 19:56	2-0/5/2 18:21	0-0/1/0 11:22	0-0/0/0 16:18	DNP
Feb 4	@ MIN	0-0/0/0 11:00	0-0/0/0 15:35	0-0/1/1 20:12	0-1/0/1 15:20	0-0/2/0 12:45	1-0/1/0 18:49	DNP
Feb 5	Vs BOS	0-0/0/0 12:53	0-0/3/0 15:55	0-0/2/1 20:30	0-0/0/1 16:38	0-0/0/0 13:40	0-0/0/0 08:48	DNP
Feb 9	@ WPG	0-0/0/0 12:03	0-0/1/1 10:24	0-1/2/-2 19:05	1-0/1/1 16:55	0-0/1/0 14:56	DNP	0-0/1/0 09:09
Feb 11	@ EDM	0-0/0/0 12:17	DNP	1-0/4/1 21:26	1-1/3/1 21:02	0-1/2/1 13:56	1-0/2/-1 19:15	0-0/0/0 06:51
Feb 12	@ VAN	0-0/1/0 10:13	0-0/1/0 14:30	0-0/5/-2 21:36	0-0/0/1 18:12	0-0/3/0 13:26	0-0/0/0 18:50	DNP
Feb 15	@ CGY	DNP	0-1/1/0 13:20	1-2/3/3 18:29	1-0/4/0 19:43	0-0/1/1 15:32	0-0/0/2 15:08	0-1/1/1 10:24
Feb 16	@ WPG	DNP	0-0/0/1 13:46	0-1/3/0 19:39	0-0/2/1 18:32	1-0/3/1 16:05	DNP	0-0/1/0 09:56
Feb 19	Vs NYR	DNP	0-0/5/-2 15:32	0-2/2/0 17:51	0-0/7/0 18:13	0-0/0/0 15:41	0-0/1/1 14:46	0-0/0/0 10:04
Feb 21	Vs NSH	DNP	0-0/2/0 12:50	0-0/4/1 22:38	0-0/2/1 16:02	0-0/1/0 15:44	0-0/2/0 11:29	0-0/2/0 08:31
Feb 23	@ DAL	DNP	0-0/1/0 15:14	0-0/4/1 19:53	0-0/2/0 14:41	0-0/1/0 12:25	0-0/3/0 16:51	0-0/1/1 09:03
Feb 25	@ STL	DNP	0-1/1/1 12:42	0-2/1/0 18:44	1-0/6/1 19:00	0-0/1/0 11:57	0-0/1/1 15:15	1-0/1/0 09:46
Feb 27	@ TBL	DNP	0-1/2/0 13:32	0-0/4/2 19:51	1-1/1/2 16:15	0-0/0/0 12:53	0-0/2/0 11:53	0-0/0/0 09:58
Feb 29	@ FLA	DNP	0-0/1/0 12:21	1-1/3/1 20:12	0-0/1/0 18:44	0-0/1/1 14:14	0-1/0/1 16:41	0-0/3/0 12:22
Mar 3	Vs ANA	DNP	2-1(W),5/2 13:59	0-0/2/1 19:47	0-0/1/3 14:46	0-0/1/0 12:31	0-2/1/3 20:03	0-1/2/0 09:56
Mar 5	Vs EDM	DNP	0-1/1/1 16:26	1-0/4/0 19:47	0-0/4/-2 17:59	0-0/2/0 12:12	0-2/1/2 14:38	0-0/0/1 10:20
Mar 6	@ DET	DNP	0-0/1/0 14:15	0-1/6/1 22:26	0-1/1/1 18:15	0-0/1/0 10:02	DNP	0-0/0/0 07:13
Mar 8	Vs STL	DNP	0-0/1/3 19:01	0-0/1/1 23:49	0-0/2/1 20:10	0-0/1/0 08:43	0-0/1/0 10:56	0-0/1/0 09:57
Mar 11	Vs SJS	DNP	0-1/3/2 15:19	0-2/2/1 17:40	1-0(W),2/1 14:39	0-0/2/0 13:07	DNP	0-0/2/0 11:29

LEADERSHIP
PLAYERS
2019-20
OPPONENTS
TRADITION
RECORDS
PLAYOFFS
HISTORY
MINORS
MEDIA

# PLAYER GAME-BY-GAME

	Date	Opp.	Hagel #38	Gilbert #39	de Haan #44	Carlsson #46	Quenneville #47	Seeler #55	Gustafsson #56
LEADERSHIP	Oct 4	@ PHI		0-0,2/-1 14:57	DNP				0-2,2/0 25:43
	Oct 10	Vs SJS		MIN	DNP				0-1,0/2 23:40
PLAYERS	Oct 12	Vs WPG		MIN	0-0,1/-1 18:03				0-0,2/-2 16:43
	Oct 14	Vs EDM		MIN	0-0,0/2 15:56				0-0,2/2 16:19
2019-20	Oct 18	Vs CBJ		MIN	0-1,1/0 18:09				0-1,0/0 21:13
	Oct 20	Vs WSH		MIN	0-0,0/1 15:45				0-0,2/0 18:52
OPPONENTS	Oct 22	Vs VGK		MIN	0-0,1/0 21:05				0-0,0/1 18:13
	Oct 24	Vs PHI		DNP	0-0,0/-1 19:09				0-0,1/0 21:31
TRADITION	Oct 26	@ CAR		DNP	0-0,3/0 21:01				0-0,3/0 19:54
	Oct 27	Vs LAK		0-0,0/0 16:47	0-0,0/0 20:57				0-0,1/1 18:13
RECORDS	Oct 29	@ NSH		0-0,0/-2 15:22	0-0,0/-1 21:06				0-0,1/-2 17:38
	Nov 2	@ LAK		DNP	0-0,1/-1 23:12				DNP
PLAYOFFS	Nov 3	@ ANA		DNP	0-0,2/0 20:55				0-0,1/1 14:22
	Nov 5	@ SJS		DNP	0-0,0/0 18:53				0-0,0/1 21:39
HISTORY	Nov 7	Vs VAN		MIN	0-0,3/2 22:33				0-0,3/-1 21:40
	Nov 9	@ PIT		MIN	0-1,1/1 21:00				0-0,2/0 25:28
MINORS	Nov 10	Vs TOR		MIN	0-1,3/1 21:17				0-0,3/-1 19:08
	Nov 13	@ VGK		MIN	1-0,1/1 21:41				1-0,1/2 19:23
MEDIA	Nov 16	@ NSH		MIN	0-0,4/3 19:55				1-0,2/0 20:30
	Nov 17	Vs BUF		MIN	0-0,0/0 18:43				0-0,1/1 17:39
	Nov 19	Vs CAR		MIN	0-0,0/0 16:46				1-0,2/-2 19:57
	Nov 21	Vs TBL		MIN	0-0,2/1 16:36				0-0,1/0 20:25
	Nov 23	@ DAL		MIN	0-0,0/0 20:47				0-0,2/0 22:25
	Nov 26	Vs DAL		MIN	0-0,3/0 21:54				0-1,3/1 19:13
	Nov 29	Vs COL		MIN	0-0,3/2 20:10				0-0,3/-2 23:16
	Nov 30	@ COL		MIN	0-0,5/-2 19:07				0-1,0/-2 22:04
	Dec 2	Vs STL		MIN	0-0,3/-1 19:33				0-0,0/0 22:59
	Dec 5	@ BOS		0-0,2/-2 14:31	0-1,2/2 25:26				0-1,3/-2 17:56
	Dec 6	@ NJD		0-0,1/0 14:16	0-0,2/0 23:38				0-0,2/0 20:29
	Dec 8	Vs ARI		0-0,0/-1 11:43	0-1,0/1 26:33				0-0,4/0 23:18
	Dec 10	@ VGK		0-0,1/-1 19:48	0-0,1/0 07:35				0-0,2/-2 25:44
	Dec 12	@ ARI		0-1,0/-1 14:25	INJ				0-1,3/-3 23:24
	Dec 14	@ STL		0-0,0/-2 19:03	INJ				0-1,3/1 22:01
	Dec 15	Vs MIN		0-0,1/0 16:48	INJ				0-1,1/2 23:21
	Dec 18	Vs COL		0-0,1/1 16:51	INJ				0-0,1/0 25:10
	Dec 19	@ WPG		0-0,1/1 17:32	INJ				1-0,3/1 19:33
	Dec 21	@ COL		0-1,0/-1 12:48	INJ				0-1,2/1 21:33
	Dec 23	Vs NJD		0-0,0/-1 17:53	INJ		0-0,0/0 08:20		0-0,4/-2 23:59
	Dec 27	Vs NYI		1-0,1/2 17:55	INJ		0-0,2/0 13:55		0-0,1/0 20:14
	Dec 29	@ CBJ		0-0,1/-1 15:36	INJ		0-0,0/0 08:29		1-0,3/0 20:34
	Dec 31	@ CGY		0-0,0/2 18:26	INJ		0-0,3/-1 12:58		0-0,1/1 18:20
	Jan 2	@ VAN		0-0,1/-2 12:38	INJ		0-0,3/0 08:13		0-1,1/-1 18:36
	Jan 5	Vs DET		0-0,0/1 15:43	INJ		0-0,2/1 15:52		0-1,2/0 19:51
	Jan 7	Vs CGY		0-0,0/0 13:11	INJ		0-0,4/-1 12:20		0-0,2/0 18:02
	Jan 9	Vs NSH		DNP	INJ		0-0,0/0 09:24		0-0,2/-1 20:41
	Jan 11	Vs ANA		DNP	INJ		0-0,0/0 11:55		0-0,0/1 20:11
	Jan 14	@ OTT		DNP	INJ		MIN		0-0,2/-2 17:39
	Jan 15	@ MTL		DNP	INJ		MIN		0-0,0/0 17:31
	Jan 18	@ TOR	DNP	DNP	INJ		MIN		0-2,1/2 19:57
	Jan 19	Vs WPG	DNP	MIN	INJ		MIN		1-1,2/2 17:46
	Jan 21	Vs FLA	DNP	DNP	INJ		MIN		0-2,0/-1 20:56
	Feb 1	@ ARI		DNP	INJ		MIN		0-0,3/-1 20:32
	Feb 4	@ MIN		MIN	INJ		MIN		0-1,1/0 19:56
	Feb 5	Vs BOS		MIN	INJ		MIN	DNP	0-0,1/0 22:02
	Feb 9	@ WPG		MIN	INJ		MIN	0-1,1/1 15:19	0-0,1/-3 20:03
	Feb 11	@ EDM		MIN	INJ		MIN	DNP	0-0,3/-1 23:03
	Feb 12	@ VAN		MIN	INJ		MIN	DNP	0-0,0/-1 23:00
	Feb 15	@ CGY		MIN	INJ		MIN	DNP	0-1,2/0 17:53
	Feb 16	@ WPG		MIN	INJ		MIN	0-0,0/-2 14:13	0-0,4/1 24:06
	Feb 19	Vs NYR		MIN	INJ		MIN	DNP	0-0,0/0 22:46
	Feb 21	Vs NSH		MIN	INJ		MIN	0-0,0/0 12:23	DNP
	Feb 23	@ DAL		MIN	INJ	0-0,0/0 14:55	MIN	DNP	DNP
	Feb 25	@ STL		MIN	INJ		MIN	0-0,0/0 13:56	
	Feb 27	@ TBL		MIN	INJ	0-0,1/0 11:40	MIN	DNP	
	Feb 29	@ FLA		MIN	INJ	0-0,0/1 11:32	MIN	DNP	
	Mar 3	Vs ANA		MIN	INJ	0-1,0/1 16:55	MIN	DNP	
	Mar 5	Vs EDM		MIN	INJ	0-0,0/-1 11:40	MIN	DNP	
	Mar 6	@ DET		0-0,0/0 13:36	INJ	DNP	MIN	0-0,0/0 13:29	
	Mar 8	Vs STL		MIN	INJ	DNP	MIN	0-0,0/-1 11:54	
	Mar 11	Vs SJS	0-0,4/0 11:48	MIN	INJ	0-0,2/2 18:08	MIN	DNP	

# PLAYER GAME-BY-GAME

Date	Opp.	Wedin #57	Kampf #64	Shaw #65	Koekkoek #68	Beaudin #74	Dach #77	Kane #88
Oct 4	@ PHI		0-0,4/1 13:20	0-0,2/1 15:04	0-0,0/-2 13:43			1-2,2/1 21:28
Oct 10	Vs SJS		0-0,2/1 13:36	2-0,5/2 16:53	0-0,1/-14:50			0-1,2/0 20:25
Oct 12	Vs WPG		0-0,3/0 16:01	0-0,4/0 15:51	DNP		DNP	0-0,2/-1 20:29
Oct 14	Vs EDM		0-1,3/1 18:02	0-0,0/1 16:45	DNP		DNP	1-0,2/1 19:21
Oct 18	Vs CBJ		0-0,1/-1 13:42	0-0,1/-1 15:28	DNP		DNP	0-2,9/0 21:19
Oct 20	Vs WSH		0-1,2/1 11:04	0-0,2/-2 15:01	DNP		0-0,0/-1 13:41	1-0,3/-2 24:32
Oct 22	Vs VGG		0-0,2/-1 19:29	0-0,0/0 11:36	DNP		1-0,1/1 08:22	0-0,4/0 22:36
Oct 24	Vs PHI		0-0,2/-2 15:19	0-1,2/0 18:16	0-0,2/-1 15:39		0-1,1/0 14:09	0-0,1/-3 22:23
Oct 26	@ CAR		0-0,2/-1 15:30	0-0,1/-1 15:23	0-0,1/0 14:41		0-0,4/0 12:40	0-0,3/-1 21:14
Oct 27	Vs LAK		1-0(W)/1 16:38	0-0,1/0 12:31	0-2,1/4 18:29		0-0,2/0 10:20	0-1,5/0 16:16
Oct 29	@ NSH		0-0,3/0 13:46	0-0,0/-2 11:14	0-0,1/0 17:46		0-0,1/0 12:43	0-0,2/0 20:14
Nov 2	@ LAK		1-0,2/0 15:48	0-0,2/0 09:16	0-0,0/-2 14:02		0-1,0/0 07:29	0-1,2/0 23:03
Nov 3	@ ANA		0-0,0/0 14:43	0-0,1/0 10:50	DNP		0-0,1/1 12:37	1-1(W)/3 0 19:45
Nov 5	@ SJS		0-0,0/0 13:42	0-1,5/1 15:46	DNP		0-0,0/-1 10:06	0-1,2/0 23:35
Nov 7	Vs VAN		1-0,2/1 16:37	1-0,1/1 13:06	DNP		0-0,0/0 09:02	1-2(W)/4 0 19:23
Nov 9	@ PIT		0-0,3/1 15:12	0-0,4/0 13:46	0-1,1/-1 14:38		DNP	1-0,3/1 24:28
Nov 10	Vs TOR		0-0,2/0 15:45	0-1,2/0 15:01	DNP		1-0,2/0 07:43	2-1,5/1 18:45
Nov 13	@ VGG		0-0,1/-1 13:27	0-0,1/-1 14:19	DNP		1-1(W)/3 2 12:36	1-2,4/3 19:13
Nov 16	@ NSH		1-0,1/0 16:35	0-1,0/0 15:10	DNP		0-1,0/0 11:50	1-1,2/2 17:51
Nov 17	Vs BUF		0-0,0/0 12:08	0-1,1/1 12:52	DNP		2-0(W)/4 1 13:46	1-0,3/0 18:01
Nov 19	Vs CAR		0-0,1/-1 10:17	0-0,3/-2 18:06	DNP		0-1,2/2 14:06	0-2,4/1 23:14
Nov 21	Vs TBL		0-0,0/-2 13:24	0-1,2/2 17:41	0-0,1/0 08:14		0-0,0/-2 13:47	0-1,8/0 27:52
Nov 23	@ DAL		0-0,3/-1 11:50	0-0,2/-1 14:44	DNP		0-0,1/0 11:38	0-1,8/1 23:10
Nov 26	Vs DAL		0-0,0/0 15:46	0-1,3/0 14:12	DNP		0-0,1/0 15:01	1-0,3/0 21:53
Nov 29	Vs COL	DNP	0-0,0/1 13:17	0-0,1/-1 12:53	DNP		0-0,1/-1 16:10	1-0,3/1 21:25
Nov 30	@ COL	0-0,1/1 10:52	0-1,0/1 14:53	0-0,0/-2 14:10	0-0,0/-1 15:34		0-0,0/-1 14:16	1-0,5/-3 22:02
Dec 2	Vs STL	0-0,1/0 09:32	0-0,2/-1 16:53	DNP	0-0,1/0 17:08		0-0,4/0 16:00	0-0,6/-1 24:30
Dec 5	@ BOS	0-0,0/0 07:24	0-0,2/0 14:21	DNP	0-0,0/0 17:08		0-0,1/-1 10:00	0-1,5/1 21:55
Dec 6	@ NJD	0-0,0/0 08:29	0-0,0/0 12:39	INJ	0-0,1/0 18:34		0-0,4/0 11:41	0-1,4/0 22:05
Dec 8	Vs ARI	MIN	0-0,0/0 15:15	INJ	0-0,1/0 16:13		0-0,1/0 08:01	0-1,0/0 20:30
Dec 10	@ VGG	MIN	0-0,1/-1 11:56	INJ	DNP		0-0,2/-1 13:00	0-0,2/-1 19:15
Dec 12	@ ARI	MIN	0-0,1/-1 09:20	INJ	DNP		0-0,1/-1 12:25	0-0,1/-3 20:23
Dec 14	@ STL	MIN	0-0,0/-1 12:59	INJ	DNP		0-0,0/-1 13:03	1-0,3/1 20:52
Dec 15	Vs MIN	MIN	1-0,1/1 12:40	INJ	DNP		0-0,1/0 13:43	3-0,7/1 19:24
Dec 18	Vs COL	MIN	0-0,1/0 10:32	INJ	DNP		0-0,2/-1 13:43	0-0,3/-1 22:23
Dec 19	@ WPG	MIN	0-0,0/0 15:09	INJ	DNP		0-0,0/0 13:28	1-3,8/3 19:12
Dec 21	@ COL	MIN	0-1,1/1 16:05	INJ	DNP		1-0,4/1 14:50	1-1,2/2 21:06
Dec 23	Vs NJD	MIN	0-1,2/0 11:13	INJ	DNP		0-0,1/-2 14:59	0-0,2/-3 21:23
Dec 27	Vs NYI	MIN	0-0,1/0 11:48	INJ	0-0,0/1 15:37		0-0,2/1 15:52	0-1,2/0 20:12
Dec 29	@ CBJ	MIN	0-0,1/-1 12:57	INJ	0-0,1/-1 14:28		0-0,3/1 20:32	0-0,3/-1 24:14
Dec 31	@ CGY	MIN	0-0,1/0 14:00	INJ	DNP		0-0,0/0 14:00	2-2,6/2 19:30
Jan 2	@ VAN	MIN	1-0,3/0 11:51	INJ	DNP		0-0,1/0 17:24	2-0,6/0 23:02
Jan 5	Vs DET	MIN	0-0,0/0 12:57	INJ	DNP		0-0,1/1 13:29	0-1,0/1 21:02
Jan 7	Vs CGY	MIN	0-0,2/0 13:04	INJ	DNP		0-0,1/-1 18:33	0-1,7/0 23:42
Jan 9	Vs NSH	MIN	0-0,4/0 16:28	INJ	0-0,0/-1 17:00		0-0,4/-2 19:20	0-1,4/-3 22:35
Jan 11	Vs ANA	MIN	0-1,1/1 15:39	INJ	0-0,1/2 18:23		0-0,1/1 16:07	0-1,4/2 20:01
Jan 14	@ OTT	MIN	0-0,2/0 16:41	INJ	0-1,1/1 17:10		0-0,2/-1 16:15	0-2,3/1 21:16
Jan 15	@ MTL	MIN	0-0,1/0 17:19	INJ	0-1,1/2 14:47		0-0,2/0 17:42	0-1,4/0 18:45
Jan 18	@ TOR	MIN	0-0,2/0 14:03	INJ	0-1,2/2 20:16		0-0,1/0 14:02	0-1,4/2 18:39
Jan 19	Vs WPG	MIN	1-0(W)/3 17:02	INJ	0-0,1/1 17:59		0-1,2/1 13:37	0-1,6/0 18:50
Jan 21	Vs FLA	MIN	0-0,1/0 11:15	INJ	0-1,2/0 14:31		1-1,2/1 18:27	1-0,6/1 26:05
Feb 1	@ ARI	MIN	0-0,0/-1 15:08	INJ	0-0,3/1 19:33		0-1,2/1 19:54	0-2,4/2 21:51
Feb 4	@ MIN	MIN	0-0,4/1 14:46	INJ	0-0,1/0 15:25		0-1,1/1 17:30	0-0,3/-1 20:22
Feb 5	Vs BOS	MIN	0-0,1/0 14:12	INJ	0-0,1/0 18:27		0-1,3/-1 17:54	0-1,1/0 20:31
Feb 9	@ WPG	MIN	0-0,0/-1 14:38	INJ	0-0,2/0 18:59		0-0,2/0 14:26	0-1,3/-2 20:49
Feb 11	@ EDM	MIN	0-0,0/0 12:25	INJ	0-0,2/0 14:43		0-0,3/2 15:06	0-2,6/1 23:10
Feb 12	@ VAN	MIN	0-0,3/0 11:46	INJ	0-0,2/-1 15:19		0-0,3/0 16:41	0-0,8/-1 22:33
Feb 15	@ CGY	MIN	0-0,1/1 13:42	INJ	0-1,1/5 21:13		1-1,2/0 14:24	1-2,2/2 17:21
Feb 16	@ WPG	MIN	0-0,0/0 09:37	INJ	0-0,2/0 18:05		0-0,3/-2 14:56	1-1,3/1 20:45
Feb 19	Vs NYR	MIN	0-0,0/0 13:25	INJ	0-0,3/1 17:29		0-0,3/-2 15:53	0-1,5/1 20:13
Feb 21	Vs NSH	MIN	0-0,1/0 10:48	INJ	0-0,2/0 21:03		0-0,2/0 16:59	0-1,1/-1 22:36
Feb 23	@ DAL	MIN	0-0,0/-1 10:08	INJ	0-0,0/-1 15:26		0-0,2/0 15:55	0-1,6/0 24:29
Feb 25	@ STL	MIN	0-1,2/0 11:02	INJ	0-0,1/-1 15:24		0-1,2/-1 14:19	1-0,2/-1 22:55
Feb 27	@ TBL	MIN	0-0,0/0 13:52	INJ	1-0(W)/1 0 17:15		0-0,1/1 14:08	0-0,3/0 20:26
Feb 29	@ FLA	MIN	0-0,0/-1 15:44	INJ	0-0,2/-1 19:23		0-0,1/0 17:29	0-0,4/-1 23:23
Mar 3	Vs ANA	MIN	1-0,3/0 11:27	INJ	0-0,1/0 17:10		0-1,2/1 13:09	1-1,5/2 18:11
Mar 5	Vs EDM	MIN	0-0,0/-2 12:24	INJ	0-0,2/0 17:24		0-1,1/2 14:44	1-0,3/0 21:11
Mar 6	@ DET	MIN	0-0,0/0 10:09	INJ	0-0,0/-1 19:12		0-0,0/-1 15:51	1-0,6/1 24:13
Mar 8	Vs STL	MIN	0-0,0/0 09:46	INJ	0-0,1/0 16:59		0-0,1/0 14:55	0-0,7/-1 26:21
Mar 11	Vs SJS	MIN	0-0,1/0 13:05	INJ	0-1,1/0 18:31	0-0,2/1 17:01	0-1,1/0 16:32	2-0,11/2 18:03

LEADERSHIP
PLAYERS
2019-20
OPPONENTS
TRADITION
RECORDS
PLAYOFFS
HISTORY
MINORS
MEDIA

# PLAYER GAME-BY-GAME


	Date	Opp.	Caggiula #91	Nylander #92	Sikura #95	Subban #30	Lankinen #34	Lehner #40	Crawford #50
LEADERSHIP	Oct 4	@ PHI	0-0,1/-1 12:07	1-0,1/0 15:07				DND	4/38 L 58:04
	Oct 10	Vs SJS	0-0,0/0 10:14	0-0,0/-2 11:51				DND	5/34 L 58:30
	Oct 12	Vs WPG	0-0,1/-1 13:24	DNP				3/33 O 60:47	DND
	Oct 14	Vs EDM	0-0,1/0 12:06	1-0(W),2/1 08:20				DND	1/28 W 59:54
	Oct 18	Vs CBJ	1-0,2/1 12:04	0-0,0/0 07:29				2/39 W 60:44	DND
	Oct 20	Vs WSH	1-0,1/1 11:14	0-2,2/2 13:12				DND	4/29 L 57:58
	Oct 22	Vs VGG	0-0,1/0 15:36	0-0,1/0 12:20				1/34 O 64:52	DND
	Oct 24	Vs PHI	0-0,0/-1 09:54	0-0,2/0 14:46				4/23 L 60:00	DND
	Oct 26	@ CAR	DNP	0-0,4/0 15:48				DND	4/31 L 60:00
	Oct 27	Vs LAK	1-0,2/10 14:34	0-1,4/1 13:20				1/39 W 60:00	DND
PLAYERS	Oct 29	@ NSH	0-0,0/-1 09:50	0-0,0/-1 09:13				3/51 L 59:53	DND
	Nov 2	@ LAK	DNP	0-1,2/0 15:22				0/5 05:18	4/44 O 58:16
	Nov 3	@ ANA	0-0,0/0 08:32	0-1,7/1 16:33				2/38 W 60:24	DND
	Nov 5	@ SJS	0-0,2/0 08:49	0-0,0/-2 10:24				3/31 L 58:07	DND
	Nov 7	Vs VAN	0-0,2/-1 09:54	0-0,1/0 15:02				DND	2/38 W 59:37
	Nov 9	@ PIT	0-0,0/0 08:27	0-0,2/-2 10:54				DND	2/31 O 65:00
	Nov 10	Vs TOR	0-1,2/1 10:22	0-0,0/0 12:50				4/57 W 60:00	DND
	Nov 13	@ VGG	DNP	0-0,1/-1 12:52				DND	3/42 W 60:00
	Nov 16	@ NSH	DNP	2-0,2/3 14:05				2/41 W 59:40	DND
	Nov 17	Vs BUF	DNP	0-0,2/1 15:16				DND	1/34 W 59:53
OPPONENTS	Nov 19	Vs CAR	DNP	0-0,2/-1 15:21				3/32 L 57:52	DND
	Nov 21	Vs TBL	DNP	0-0,2/-2 12:46				DND	3/34 L 57:40
	Nov 23	@ DAL	INJ	0-0,0/0 12:04				1/41 O 65:00	DND
	Nov 26	Vs DAL	INJ	0-1,1/1 12:14				DND	0/32 W 60:00
	Nov 29	Vs COL	INJ	0-0,3/-2 13:24				DND	5/23 L 59:54
	Nov 30	@ COL	INJ	0-0,1/-2 14:15				5/14 L 25:50	2/15 34:10
	Dec 2	Vs STL	INJ	0-0,3/-2 12:56			DND	DNP	4/30 L 60:00
	Dec 5	@ BOS	INJ	0-0,1/-1 11:59			MIN	3/40 W 60:54	DND
	Dec 6	@ NJD	INJ	0-0,0/0 10:53			MIN	DND	1/30 W 65:00
	Dec 8	Vs ARI	INJ	0-0,0/0 08:42	0-0,2/0 09:58		MIN	3/47 O 64:51	DND
TRADITION	Dec 10	@ VGG	INJ	0-1,2/-1 13:32	0-0,0/-1 11:02		MIN	DND	5/37 L 59:50
	Dec 12	@ ARI	INJ	0-0,0/0 11:43	DNP		MIN	5/40 L 60:00	DND
	Dec 14	@ STL	INJ	0-0,0/0 10:46	DNP		MIN	DND	4/38 L 58:08
	Dec 15	Vs MIN	INJ	0-1,1/1 14:50	DNP		MIN	3/26 W 60:00	DND
	Dec 18	Vs COL	INJ	0-0,1/0 14:43	DNP		MIN	DND	3/35 L 59:42
	Dec 19	@ WPG	INJ	1-1,3/1 14:15	DNP		MIN	1/37 W 60:00	DND
	Dec 21	@ COL	INJ	0-0,1/-2 14:24	0-0,2/-1 06:57		MIN	3/31 W 60:00	DND
	Dec 23	Vs NJD	INJ	0-0,2/-1 13:56	DNP		MIN	3/24 29:20	4/20 L 30:40
	Dec 27	Vs NYI	INJ	0-0,1/1 17:53	DNP		MIN	2/40 W 60:00	DND
	Dec 29	@ CBJ	INJ	0-0,0/0 07:19	DNP		MIN	2/33 W 65:00	DND
RECORDS	Dec 31	@ CGY	INJ	DNP	0-2,4/1 11:53		MIN	3/44 W 60:00	DND
	Jan 2	@ VAN	INJ	DNP	0-0,0/0 12:11		MIN	6/36 L 58:51	DND
	Jan 5	Vs DET	INJ	DNP	1-0,1/1 09:39		DND	DNP	2/21 W 60:00
	Jan 7	Vs CGY	INJ	0-0,1/0 10:16	0-0,0/0 09:21		DND	DNP	2/28 L 58:01
	Jan 9	Vs NSH	0-0,2/-1 11:13	0-0,1/-1 13:12	DNP		MIN	DND	3/28 L 59:02
	Jan 11	Vs ANA	0-0,2/-1 13:09	0-0,2/0 12:59	DNP		MIN	2/37 W 60:00	DND
	Jan 14	@ OTT	0-0,1/0 14:16	0-0,0/-1 12:52	0-0,1/0 07:17		MIN	2/22 W 60:42	DND
	Jan 15	@ MTL	1-1,1/1 13:53	0-0,1/1 12:04	0-0,0/1 10:47		MIN	DND	1/33 W 59:50
	Jan 18	@ TOR	1-1,2/3 12:40	0-1,1/2 13:23	DNP		MIN	DND	2/33 W 59:46
	Jan 19	Vs WPG	0-0,3/0 13:12	1-1,1/2 11:11	MIN		MIN	2/38 W 60:00	DND
PLAYOFFS	Jan 21	Vs FLA	1-0,2/-2 15:13	0-0,0/1 09:52	MIN		MIN	4/26 L 58:49	DND
	Feb 1	@ ARI	0-0,1/-1 12:55	0-0,1/0 09:49	MIN		MIN	DND	2/42 W 65:00
	Feb 4	@ MIN	0-0,2/0 12:51	0-0,3/0 10:33	MIN		MIN	DND	3/34 O 62:21
	Feb 5	Vs BOS	0-0,1/-1 10:41	0-0,1/0 12:12	MIN		MIN	2/40 O 61:19	DND
	Feb 9	@ WPG	0-1,1/1 11:03	DNP	MIN		MIN	DND	3/34 L 59:14
	Feb 11	@ EDM	0-0,1/-2 13:22	0-0,2/0 07:55	MIN		MIN	4/30 L 57:54	DND
	Feb 12	@ VAN	0-0,4/-1 10:02	0-0,1/0 09:13	MIN		MIN	DND	2/19 L 58:58
	Feb 15	@ CGY	0-1,1/2 11:04	2-0,4/1 10:08	MIN		MIN	4/42 W 60:00	DND
	Feb 16	@ WPG	0-0,2/-1 13:55	0-0,3/0 11:28	MIN		MIN	DND	3/38 L 58:09
	Feb 19	Vs NYR	1-1,2/-1 10:15	0-1,1/0 09:37	MIN		MIN	6/41 L 59:21	DND
MINORS	Feb 21	Vs NSH	0-0,4/0 13:16	0-0,1/0 07:58	MIN		MIN	DND	1/43 W 63:36
	Feb 23	@ DAL	0-0,0/-1 12:28	0-0,1/1 09:17	MIN		MIN	DND	2/33 L 58:04
	Feb 25	@ STL	0-0,1/0 12:17	0-0,0/0 08:26	MIN	DND	MIN	DNP	6/37 L 57:50
	Feb 27	@ TBL	0-0,0/0 12:30	0-0,0/-1 09:13	MIN	DND	MIN		2/38 W 60:00
	Feb 29	@ FLA	1-0,2/1 11:02	0-0,0/0 06:41	MIN	DND	MIN		2/40 W 65:00
	Mar 3	Vs ANA	1-0,3/1 14:13	1-1,3/3 13:48	MIN	0/0 01:10	MIN		2/39 W 58:50
	Mar 5	Vs EDM	0-0,2/3 11:55	0-1,0/0 14:52	MIN	DND	MIN		3/24 W 59:44
	Mar 6	@ DET	0-0,0/-1 13:26	0-0,2/0 12:39	MIN	DND	MIN		2/25 L 57:58
	Mar 8	Vs STL	0-0,1/0 04:39	0-0,3/-1 12:00	MIN	DND	MIN		2/26 L 56:24
	Mar 11	Vs SJS	DNP	1-1,2/2 14:30	MIN	DND	MIN		2/36 W 60:00
MEDIA									



**OPPONENTS**



# CAROLINA HURRICANES



**ROD BRIND'AMOUR**



**JORDAN STAAL**



## CLUB INFORMATION

Founded: ..... 1972-73 (WHA, Hartford), 1979-80 (NHL), 1997-98 (Carolina)  
 Home Arena: ..... PNC Arena (18,680)  
 Front Office Address: ..... 1400 Edwards Mill Road, Raleigh, NC 27607  
 Phone: ..... 919-467-7825  
 Fax: ..... 919-462-7030  
 Website: ..... nhl.com/hurricanes  
 Stanley Cups: ..... 2006  
 President/General Manager: ..... Don Waddell  
 Head Coach: ..... Rod Brind'Amour  
 Assistant Coaches: ..... Jeff Daniels, Dean Chynoweth  
 Goaltending Coach: ..... Jason Muzzatti  
 Vice President, Communications/Team Services: ..... Mike Sundheim  
 Manager, Communications/Team Services: ..... Pace Sagester  
 Communications/Hockey Operations Coordinator: ..... Mike Brown  
 2019-20 record: ..... 38-25-5 (81 points), 4th Metropolitan Division  
 2020 playoffs: ..... Eastern Conference First Round (def. by Boston 4-1)

## BROADCAST TEAMS

Television play-by-play: ..... Mike Maniscalco  
 Television color analyst: ..... Tripp Tracy  
 TV Reporter: ..... Abby Labar

## 2020-21 MEETINGS

Tuesday, Feb. 2 ..... in Chicago  
 Thursday, Feb. 4 ..... in Chicago  
 Friday, Feb. 19 ..... at Carolina  
 Saturday, Feb. 20 ..... at Carolina  
 Tuesday, March 30 ..... in Chicago  
 Thursday, April 1 ..... in Chicago  
 Monday, May 3 ..... at Carolina  
 Tuesday, May 4 ..... at Carolina

## ALL-TIME FRANCHISE RECORDS INCLUDES TOTALS FROM HARTFORD WHALERS (1979-97)

### SEASON-BY-SEASON RECORD

	GP	W	L	T	OTL		GP	W	L	T	OTL
1979-80	4	1	1	2	-	1999-2000	1	0	1	0	0
1980-81	4	3	0	1	-	2000-01	2	0	2	0	0
1981-82	3	1	1	1	-	2001-02	1	0	0	0	1
1982-83	3	3	0	0	-	2002-03	1	0	0	1	0
1983-84	3	1	2	0	-	2003-04	1	0	1	0	0
1984-85	3	1	2	0	-	2004-05	-	SEASON CANCELED	-	-	-
1985-86	3	2	1	0	-	2005-06	1	0	1	0	0
1986-87	3	2	1	0	-	2006-07	-	DID NOT PLAY	-	-	-
1987-88	3	1	2	0	-	2007-08	1	0	1	0	0
1988-89	3	1	2	0	-	2008-09	1	1	0	0	0
1989-90	3	2	1	0	-	2009-10	1	0	1	0	0
1990-91	3	1	1	1	-	2010-11	1	1	0	0	0
1991-92	3	3	0	0	-	2011-12	1	0	1	0	0
1992-93	2	2	0	0	-	2012-13	-	DID NOT PLAY	-	-	-
1993-94	2	0	2	0	-	2013-14	2	2	0	0	0
1994-95	-	DID NOT PLAY	-	-	-	2014-15	2	2	0	0	0
1995-96	2	1	1	0	-	2015-16	2	0	2	0	0
1996-97	2	1	0	1	-	2016-17	2	1	1	0	0
1997-98	2	1	1	0	-	2017-18	2	1	1	0	0
1998-99	2	1	1	0	-	2018-19	2	0	1	0	1
						2019-20	2	0	2	0	0
						<b>TOTALS</b>	<b>79</b>	<b>36</b>	<b>35</b>	<b>7</b>	<b>2</b>

### HOME/AWAY SPLITS

LIFETIME	GP	W	L	T	OTL	GF	GA	PTS
Home	39	21	14	3	1	142	108	46
Road	40	15	21	4	1	111	130	35
<b>TOTALS</b>	<b>79</b>	<b>36</b>	<b>34</b>	<b>7</b>	<b>2</b>	<b>253</b>	<b>238</b>	<b>81</b>

### THE LAST TIME THE BLACKHAWKS...

Last Win: ..... Nov. 11, 2017 (4-3 OT at Carolina)  
 Last Home Win: ..... Jan. 6, 2017 (2-1)  
 Last Road Win: ..... Nov. 11, 2017 (4-3 OT)  
 Last Loss: ..... Nov. 19, 2019 (4-2 vs. Carolina)  
 Last Home Loss: ..... Nov. 19, 2019 (4-2)  
 Last Road Loss: ..... Oct. 26, 2019 (4-0)  
 Last Tie: ..... Oct. 26, 2002 (3-3 at Carolina)  
 Last Shutout Win: ..... March 28, 1993 (3-0 vs. Carolina)  
 Last Shutout Loss: ..... Oct. 26, 2019 (4-0 at Carolina)

## 2019-20 REGULAR-SEASON SERIES RECAP

2019-20 Blackhawks record: 0-1-0 at United Center; 0-1-0 at Carolina

DATE	TEAM	SCORING BY PERIOD				SHOTS BY PERIOD				TOT	PP	PIM	GWG	GOALIE (SAVES-SHOTS)	ATTN.
		1	2	3	OT	F	1	2	3	OT					
10/26	CHI	0	0	0	-	0	13	11	8	-	32	0-3 (0.0)	2-4	Crawford (27-31)	15,738
	CAR	1	1	2	-	4	12	9	10	-	31	2-2 (100.0)	3-6	Mrazek (32-32)	
11/19	CAR	1	2	1	-	4	13	14	6	-	33	0-1 (0.0)	3-6	Mrazek (30-32)	21,325
	CHI	0	0	2	-	2	4	8	20	-	32	0-3 (0.0)	2-12	Lehner (29-32)	
TOTALS		SCORING BY PERIOD					SHOTS BY PERIOD							GOALIE (SAVES-SHOTS)	
	TEAM	1	2	3	OT	TOT	1	2	3	OT	TOT	PP	PIM		
	CAR	0	0	2	-	2	25	23	16	-	64	2-3 (66.7)	6-12	Mrazek (62-64)	
	CHI	2	3	3	-	8	17	19	28	-	63	0-6 (0.0)	4-18	Crawford (27-31), Lehner (29-32)	

## 2019-20 REGULAR-SEASON STATISTICS

BLACKHAWKS							HURRICANES								
	GP	G	A	PTS	+/-	PIM		GP	G	A	PTS	+/-	PIM		
Alex DeBrincat	2	0	1	1	-1	0	Andrei Svechnikov	2	3	0	3	2	0		
Alex Nylander	2	0	0	0	-1	0	Brett Pesce	2	0	0	0	0	2		
Andrew Shaw	2	0	0	0	-3	0	Brian Gibbons	1	0	0	0	0	0		
Brandon Saad	2	0	0	0	-2	0	Brock McGinn	2	0	0	0	0	0		
Brent Seabrook	2	0	0	0	-3	0	Dougie Hamilton	2	0	2	2	2	2		
Calvin de Haan	2	0	0	0	0	0	Eetu Luostarinen	1	0	0	0	0	0		
Connor Murphy	1	1	0	1	1	0	Erik Haua	1	0	1	1	0	0		
David Kampf	2	0	0	0	-2	0	Jacob Slavin	2	0	2	2	3	0		
Dominik Kubalik	2	0	0	0	0	0	Jake Gardiner	2	0	1	1	1	4		
Duncan Keith	2	0	0	0	-2	2	Joel Edmundson	2	0	1	1	1	2		
Dylan Strome	2	0	0	0	-2	0	Jordan Martinook	1	0	0	0	0	0		
Erik Gustafsson	2	1	0	1	-2	0	Jordan Staal	2	1	0	1	0	0		
Jonathan Toews	2	0	0	0	-3	0	Lucas Wallmark	2	0	2	2	2	0		
Kirby Dach	2	0	1	1	2	2	Martin Necas	2	1	0	1	1	2		
Olli Maatta	2	0	0	0	-1	0	Nino Niederreiter	2	2	2	4	2	0		
Patrick Kane	2	0	2	2	-2	12	Ryan Dzingel	2	0	0	0	-1	0		
Ryan Carpenter	2	0	0	0	0	0	Sebastian Aho	2	1	2	3	3	0		
Slater Koekoek	1	0	0	0	0	0	Teuvo Teravainen	2	0	0	0	3	0		
Zack Smith	2	0	0	0	0	0	Trevor van Riemsdyk	2	0	0	0	1	0		
							Warren Foegele	2	0	0	0	0	0		
GOALTENDER	GP	MIN	GA	SA	SV	AVG	W-L-OTL	GOALTENDER	GP	MIN	GA	SA	SV	AVG	W-L-OTL
Corey Crawford	1	60	4	31	27	4.00	0+0-0	Peter Mrazek	2	120	2	64	62	1.00	2-0-0
Robin Lehner	1	58	3	32	29	3.11	0+1-0								

LEADERSHIP

PLAYERS

2019-20

OPPONENTS

TRADITION

RECORDS

PLAYOFFS

HISTORY


MINORS

MEDIA

# COLUMBUS BLUE JACKETS



**JOHN TORTORELLA**



**NICK FOLIGNO**



## CLUB INFORMATION

Founded: ..... 2000-01  
 Home Arena: ..... Nationwide Arena (18,144)  
 Front Office Address: ..... 200 W. Nationwide Blvd., Columbus, OH 43215  
 Phone: ..... 614-246-4625  
 Fax: ..... 614-246-4007  
 Website: ..... nhl.com/bluejackets  
 Stanley Cups: ..... none  
 General Manager: ..... Jarmo Kekalainen  
 Head Coach: ..... John Tortorella  
 Assistant Coaches: ..... Brad Larsen, Kenny McCudden, Brad Shaw  
 Goaltending Coach: ..... Manny Legace  
 Vice President, Communications/Team Services: ..... Todd Sharrock  
 Manager, Communications: ..... Glenn Odebralski  
 2019-20 record: ..... 33-22-15 (81 points), 6th Metropolitan Division  
 2020 playoffs: ..... Eastern Conference First Round (def. by Tampa Bay, 4-1)

## BROADCAST TEAMS

Television play-by-play: ..... Jeff Rimer  
 Television color analyst: ..... Jody Shelley  
 Radio play-by-play: ..... Bob McEligott

## 2020-21 MEETINGS

Friday, Jan. 29 ..... in Chicago  
 Sunday, Jan. 31 ..... in Chicago  
 Thursday, Feb. 11 ..... in Chicago  
 Saturday, Feb. 13 ..... in Chicago  
 Tuesday, Feb. 23 ..... at Columbus  
 Thursday, Feb. 25 ..... at Columbus  
 Saturday, April 10 ..... at Columbus  
 Monday, April 12 ..... at Columbus

## ALL-TIME FRANCHISE RECORDS

### SEASON-BY-SEASON RECORD

	GP	W	L	T	OTL		GP	W	L	T	OTL
2000-01	5	4	0	0	1	2010-11	6	4	2	0	0
2001-02	5	2	1	2	0	2011-12	6	6	0	0	0
2002-03	5	3	2	0	0	2012-13	4	4	0	0	0
2003-04	6	2	4	0	0	2013-14	2	2	0	0	0
2004-05	- SEASON CANCELED -					2014-15	2	0	1	0	1
2005-06	8	3	4	0	1	2015-16	2	1	0	0	1
2006-07	8	4	3	0	1	2016-17	2	1	1	0	0
2007-08	8	4	4	0	0	2017-18	2	1	1	0	0
2008-09	6	3	1	0	2	2018-19	2	1	1	0	0
2009-10	6	4	2	0	0	2019-20	2	2	0	0	0
<b>TOTALS</b>	<b>87</b>	<b>51</b>	<b>27</b>	<b>2</b>	<b>7</b>						

### HOME/AWAY SPLITS

LIFETIME	GP	W	L	T	OTL	GF	GA	PTS
Home	43	27	13	1	2	136	99	57
Road	44	24	14	1	5	149	136	54
<b>TOTALS</b>	<b>87</b>	<b>51</b>	<b>27</b>	<b>2</b>	<b>7</b>	<b>285</b>	<b>235</b>	<b>111</b>

## THE LAST TIME THE BLACKHAWKS...

Last Win: ..... Dec. 29, 2019 (3-2 SO at Columbus)  
 Last Home Win: ..... Oct. 18, 2019 (3-2 OT)  
 Last Road Win: ..... Dec. 29, 2019 (3-2 SO)  
 Last Loss: ..... Feb. 16, 2019 (5-2 vs. Columbus)  
 Last Home Loss: ..... Feb. 16, 2019 (5-2)  
 Last Road Loss: ..... Feb. 24, 2018 (3-2)  
 Last Tie: ..... Nov. 23, 2001 (2-2 at Columbus)  
 Last Shutout Win: ..... Feb. 24, 2013 (1-0 vs. Columbus)  
 Last Shutout Loss: ..... March 26, 2008 (4-0 at Columbus)

# COLUMBUS BLUE JACKETS

## 2019-20 REGULAR-SEASON SERIES RECAP

2019-20 Blackhawks record: 1-0-0 at United Center; 1-0-0 at Columbus

DATE	TEAM	SCORING BY PERIOD					SHOTS BY PERIOD					PP	PIM	GWG	GOALIE (SAVES-SHOTS)	ATTN.
		1	2	3	OT	F	1	2	3	OT	TOT					
10/18	CBJ	0	1	1	0	2	15	11	13	0	39	0-4 (0.0)	4-8		Merzlikins (30-33)	
	CHI	1	0	1	1	3	10	8	13	2	33	1-4 (25.0)	4-8	J. Toews (OT)	Lehner (37-39)	21,518
12/29	CHI	0	0	2	0	3	4	8	11	7	30	1-5 (20.0)	4-8	P. Kane (SO)	Lehner (31-33)	
	CBJ	2	0	0	0	2	9	13	8	3	33	0-3 (0.0)	6-12		Korpisalo (28-30)	18,544
TOTALS																
TEAM		SCORING BY PERIOD					SHOTS BY PERIOD					PP	PIM	GOALIE (SAVES-SHOTS)		
		1	2	3	OT	TOT	1	2	3	OT	TOT					
CBJ		2	1	1	0	4	24	24	21	3	72	0-7 (0.0)	10-20		Korpisalo (28-30), Merzlikins (30-33)	
CHI		1	0	3	1	5	14	16	24	9	63	2-9 (22.2)	8-16		Lehner (68-72)	

## 2019-20 REGULAR-SEASON STATISTICS

BLACKHAWKS	GP	G	A	PTS	+/-	PIM	BLUE JACKETS	GP	G	A	PTS	+/-	PIM
Adam Boqvist	1	0	0	0	0	0	Alexander Wennberg	2	0	1	1	1	2
Alex DeBrincat	2	1	2	3	2	0	Anthony Duclair	2	0	0	0	0	0
Alex Nylander	2	0	0	0	0	0	Artemi Panarin	2	2	1	3	0	0
Andrew Shaw	1	0	0	0	-1	4	Boone Jenner	1	0	0	0	-1	0
Brandon Saad	1	0	0	0	-1	0	Cam Atkinson	2	1	0	1	-1	2
Brent Seabrook	1	0	0	0	0	2	David Savard	2	0	1	1	-1	2
Calvin de Haan	1	0	1	1	0	0	Dean Kukan	1	0	0	0	0	0
Connor Murphy	2	0	1	1	-1	2	Eric Robinson	1	0	0	0	0	0
David Kampf	2	0	0	0	-2	0	Josh Anderson	2	1	0	1	0	0
Dennis Gilbert	1	0	0	0	-1	0	Kole Sherwood	1	0	0	0	0	0
Dominik Kubalik	2	0	1	1	-2	0	Lukas Sedlak	2	0	0	0	0	0
Drake Gaggliola	1	1	0	1	1	0	Markus Nutivaara	2	0	1	1	0	0
Duncan Keith	2	0	1	1	0	0	Nick Foligno	2	0	0	0	0	0
Dylan Strome	2	1	0	1	1	2	Oliver Bjorkstrand	2	0	1	1	1	0
Erik Gustafsson	2	1	1	2	0	0	Pierre-Luc Dubois	2	1	1	2	1	2
John Quenneville	1	0	0	0	0	0	Riley Nash	2	0	0	0	0	0
Jonathan Toews	2	1	0	1	0	0	Ryan Murray	2	0	3	3	2	0
Kirby Dach	1	0	0	0	1	0	Scott Harrington	2	0	0	0	-1	0
Matthew Highmore	1	0	0	0	-1	0	Seth Jones	1	0	1	1	2	0
Olli Maatta	1	0	0	0	0	0	Sonny Milano	1	0	0	0	0	0
Patrick Kane	2	0	2	2	-1	0	Zach Werenski	2	1	0	1	0	0
Ryan Carpenter	2	0	0	0	0	0							
Slater Koekkoek	1	0	0	0	-1	2							
Zack Smith	2	0	0	0	-1	0							

GOALTENDER	GP	MIN	GA	SA	SV	AVG	W-L-OTL	GOALTENDER	GP	MIN	GA	SA	SV	AVG	W-L-OTL
Robin Lehner	2	126	4	72	68	1.91	2-0-0	Jonas Korpisalo	1	65	2	30	28	1.85	0-0-0
								Elvis Merzlikins	2	60	3	33	30	2.99	0-0-2

LEADERSHIP
PLAYERS
2019-20
OPPONENTS
TRADITION
RECORDS
PLAYOFFS
HISTORY
MINORS
MEDIA

# DALLAS STARS



**JIM MONTGOMERY**



**JAMIE BENN**



## CLUB INFORMATION

Founded: 1967-68 (Minnesota), 1993-94 (Dallas)  
 Home Arena: American Airlines Center (8,532)  
 Front Office Address: 2601 Avenue of the Stars, Frisco, TX 75034  
 Phone: 214-387-5500  
 Fax: 214-387-5564  
 Website: nhl.com/stars  
 Stanley Cups: 1999  
 President/Chief Executive Officer: Brad Alberts  
 General Manager: Jim Nill  
 Head Coach: Rick Bowness  
 Assistant Coaches: Derek Laxdal, Todd Nelson, John Stevens  
 Goaltending Coach: Jeff Reese  
 Vice President, Communications: Tom Holy  
 Manager, Media Relations: Ben Fromstein  
 Manager, Corporate Communications: Joe Calvillo  
 2019-20 record: 37-24-8 (82 points), 3rd Central Division  
 2020 playoffs: Stanley Cup Final (def. by Tampa Bay, 4-2)

## BROADCAST TEAMS

Television/radio play-by-play: Josh Bogorad  
 Television/radio color analyst: Daryl Reaugh  
 Television color analyst: Brent Severyn

## 2020-21 MEETINGS

Sunday, Feb. 7 ..... at Dallas  
 Tuesday, Feb. 9 ..... at Dallas  
 Tuesday, March 9 ..... at Dallas  
 Thursday, March 11 ..... at Dallas  
 Tuesday, April 6 ..... in Chicago  
 Thursday, April 8 ..... in Chicago  
 Thursday, May 6 ..... in Chicago  
 Saturday, May 8 ..... in Chicago

## ALL-TIME FRANCHISE RECORDS INCLUDES TOTALS FROM MINNESOTA NORTH STARS (1967-93)

### SEASON-BY-SEASON RECORD

	GP	W	L	T	OTL		GP	W	L	T	OTL
1967-68	4	3	1	0	-	1993-94	6	3	2	1	-
1968-69	6	5	0	1	-	1994-95	5	2	3	0	-
1969-70	6	3	2	1	-	1995-96	6	4	0	2	-
1970-71	6	3	2	1	-	1996-97	6	2	3	1	-
1971-72	6	5	1	0	-	1997-98	5	0	4	1	-
1972-73	6	3	2	1	-	1998-99	4	1	2	1	-
1973-74	5	3	1	1	-	1999-2000	5	2	2	1	0
1974-75	6	5	1	0	-	2000-01	4	1	3	0	0
1975-76	6	5	1	0	-	2001-02	4	1	1	2	0
1976-77	6	2	3	1	-	2002-03	4	0	3	0	1
1977-78	6	5	0	1	-	2003-04	4	0	3	1	0
1978-79	4	2	2	0	-	2004-05	- SEASON CANCELED -				
1979-80	4	2	1	1	-	2005-06	4	0	3	0	1
1980-81	4	2	2	0	-	2006-07	4	2	2	0	0
1981-82	7	3	3	1	-	2007-08	4	2	2	0	0
1982-83	8	3	4	1	-	2008-09	4	4	0	0	0
1983-84	8	2	6	0	-	2009-10	4	2	2	0	0
1984-85	8	4	3	1	-	2010-11	4	1	2	0	1
1985-86	8	3	3	2	-	2011-12	4	2	2	0	0
1986-87	8	2	4	2	-	2012-13	3	3	0	0	0
1987-88	8	5	2	1	-	2013-14	5	4	1	0	0
1988-89	8	4	2	2	-	2014-15	5	3	2	0	0
1989-90	8	3	4	1	-	2015-16	5	1	4	0	0
1990-91	8	5	2	1	-	2016-17	5	5	0	0	0
1991-92	8	4	3	1	-	2017-18	4	0	2	0	2
1992-93	7	6	1	0	-	2018-19	4	3	1	0	0
						2019-20	3	1	1	0	1
						<b>TOTALS</b>	<b>284</b>	<b>141</b>	<b>106</b>	<b>31</b>	<b>6</b>

### HOME/AWAY SPLITS

LIFETIME	GP	W	L	T	OTL	GF	GA	PTS
Home	140	81	43	15	1	510	379	178
Road	144	60	63	16	5	435	470	140
<b>TOTALS</b>	<b>284</b>	<b>141</b>	<b>106</b>	<b>31</b>	<b>6</b>	<b>945</b>	<b>849</b>	<b>319</b>

## THE LAST TIME THE BLACKHAWKS...

Last Win: Nov. 26, 2019 (3-0 vs. Dallas)  
 Last Home Win: Nov. 26, 2019 (3-0)  
 Last Road Win: March 9, 2019 (2-1)  
 Last Loss: Feb. 23, 2020 (2-1 at Dallas)  
 Last Home Loss: Feb. 24, 2019 (4-3)  
 Last Road Loss: Feb. 23, 2020 (2-1)  
 Last Tie: Dec. 14, 2003 (1-1 vs. Dallas)  
 Last Shutout Win: Nov. 26, 2019 (3-0 vs. Dallas)  
 Last Shutout Loss: Dec. 21, 2017 (4-0 at Dallas)

## 2019-20 REGULAR-SEASON SERIES RECAP

2019-20 Blackhawks record: 1-0-0 at United Center; 0-1-1 at Dallas

DATE	TEAM	SCORING BY PERIOD					SHOTS BY PERIOD					PP	PIM	GWG	GOALIE (SAVES-SHOTS)	ATTN.
		1	2	3	OT	TOT	1	2	3	OT	TOT					
11/23	CHI	1	0	0	0	1	12	13	12	2	39	0-4 (0.0)	4-8		Lehner (40-41)	
	DAL	1	0	0	0	2	16	8	12	5	41	0-4 (0.0)	4-8	J. Pavelski (50)	Khudobin (38-39)	18,532
11/26	DAL	0	0	0	-	0	9	14	9	-	32	0-2 (0.0)	1-2		Khudobin (35-37)	
	CHI	1	0	2	-	3	12	11	15	-	38	1-1 (100.0)	2-4	B. Saad	Crawford (32-33)	21,210
2/23	CHI	0	1	0	-	1	10	13	9	-	32	1-5 (20.0)	0-0		Crawford (31-33)	
	DAL	1	1	0	-	2	12	10	11	-	33	0-0 (0.0)	5-10	T. Seguin	Khudobin (31-32)	18,532
TOTALS		SCORING BY PERIOD					SHOTS BY PERIOD					PP	PIM	GOALIE (SAVES-SHOTS)		
TEAM		1	2	3	OT	TOT	1	2	3	OT	TOT			Khudobin (107-118)		
DAL		2	1	0	-	3	37	32	32	5	106	0-6 (0.0)	10-20	Crawford (63-65), Lehner (40-41)		
CHI		2	1	2	-	5	34	37	36	2	109	2-10 (20.0)	6-12			

## 2019-20 REGULAR-SEASON STATISTICS

BLACKHAWKS	GP	G	A	PTS	+/-	PIM	STARS	GP	G	A	PTS	+/-	PIM		
Adam Boqvist	1	0	0	0	0	0	Alexander Radulov	3	0	2	2	2	4		
Alex DeBrincat	3	0	2	2	1	0	Andrej Sekera	3	0	0	0	0	0		
Alex Nylander	3	0	1	1	0	0	Andrew Coglian	3	0	0	0	-1	0		
Andrew Shaw	2	0	1	1	-1	2	Blake Comeau	3	0	0	0	-1	2		
Brandon Saad	3	1	0	1	2	0	Corey Perry	3	0	1	1	0	0		
Brent Seabrook	2	0	0	0	0	0	Denis Gurianov	2	0	0	0	-1	0		
Calvin de Haan	2	0	0	0	0	0	Esa Lindell	3	0	0	0	-1	0		
Connor Murphy	3	1	0	1	0	0	Jamie Benn	3	0	1	1	0	0		
David Kampf	3	0	0	0	-2	2	Jamie Oleksiak	3	0	0	0	0	2		
Dominik Kubalik	3	1	0	1	-2	0	Jason Dickinson	3	0	0	0	0	0		
Drake Gaggliola	1	0	0	0	-1	0	Joe Pavelski	3	1	0	1	2	4		
Duncan Keith	3	0	1	1	0	0	John Klingberg	3	0	1	1	1	2		
Dylan Strome	2	0	0	0	1	0	Justin Dowling	1	0	0	0	0	0		
Erik Gustafsson	2	0	1	1	1	2	Mattias Janmark	3	0	1	1	1	0		
Jonathan Toews	3	0	0	0	1	2	Miro Heiskanen	3	0	0	0	0	2		
Kirby Dach	3	0	0	0	0	0	Radek Faksa	3	0	0	0	-2	2		
Lucas Carlsson	1	0	0	0	0	0	Roman Polak	1	0	0	0	0	0		
Matthew Highmore	2	0	0	0	-1	0	Roope Hintz	3	1	0	1	-1	2		
Olli Maatta	3	1	0	1	0	0	Stephen Johns	1	0	0	0	1	0		
Patrick Kane	3	1	2	3	1	0	Taylor Fedun	1	0	0	0	-1	0		
Ryan Carpenter	3	0	0	0	1	2	Tyler Seguin	3	1	0	1	0	0		
Slater Koekoek	1	0	0	0	-1	0									
Zack Smith	2	0	0	0	0	0									
GOALTENDER	GP	MIN	GA	SA	SV	AVG	W-L-OTL	GOALTENDER	GP	MIN	GA	SA	SV	AVG	W-L-OTL
Corey Crawford	2	118	2	65	63	1.02	1-1-0	Anton Khudobin	3	184	4	108	104	1.30	2-1-0
Robin Lehner	1	65	1	41	40	0.92	0-0-1								

LEADERSHIP

PLAYERS

2019-20

OPPONENTS

TRADITION

RECORDS

PLAYOFFS

HISTORY

MINORS


MEDIA



# DETROIT RED WINGS



JEFF BLASHILL



DYLAN LARKIN



## CLUB INFORMATION

Founded: .....1926-27  
 Home Arena: .....Little Caesars Arena (19,515)  
 Front Office Address: .....19 Steve Yzerman Drive, Detroit, MI 48226  
 Phone: .....313-394-7000  
 Fax: .....313-567-0296  
 Website: .....nhl.com/redwings  
 Stanley Cups: .....1936, '37, '43, '50, '52, '54, '55, '97, '98, 2002, '08  
 Executive Vice President/General Manager: .....Steve Yzerman  
 Head Coach: .....Jeff Blashill  
 Assistant Coaches: .....Doug Houda, Dan Bylsma  
 Goaltending Coach: .....Jeff Salajko  
 Director, Public Relations: .....Todd Beam  
 Coordinator, Public Relations: .....Alex DiFilippo  
 Coordinator, Public Relations: .....Kyle Kujawa  
 2019-20 record: .....17-49-5 (39 points), 8th Atlantic Division  
 2020 playoffs: .....DNQ

## BROADCAST TEAMS

Television play-by-play: .....Ken Daniels  
 Television color analyst: .....Mickey Redmond  
 Radio play-by-play: .....Ken Kal  
 Radio color analyst: .....Paul Woods

## 2020-21 MEETINGS

Friday, Jan. 22 .....in Chicago  
 Sunday, Jan. 24 .....in Chicago  
 Monday, Feb. 15 .....at Detroit  
 Wednesday, Feb. 17 .....at Detroit  
 Saturday, Feb. 27 .....in Chicago  
 Sunday, Feb. 28 .....in Chicago  
 Thursday, April 15 .....at Detroit  
 Saturday, April 17 .....at Detroit

## ALL-TIME FRANCHISE RECORDS INCLUDES TOTALS FROM DETROIT COUGARS (1926-30) & DETROIT FALCONS (1930-32)

### SEASON-BY-SEASON RECORD

	GP	W	L	T	OTL		GP	W	L	T	OTL
1926-27	6	3	2	1	-	1959-60	14	4	8	2	-
1927-28	6	2	3	1	-	1960-61	14	6	4	4	-
1928-29	6	1	4	1	-	1961-62	14	7	3	4	-
1929-30	6	2	3	1	-	1962-63	14	5	6	3	-
1930-31	6	2	3	1	-	1963-64	14	5	6	3	-
1931-32	8	3	4	1	-	1964-65	14	8	5	1	-
1932-33	6	1	5	0	-	1965-66	14	11	1	2	-
1933-34	6	1	4	1	-	1966-67	14	10	4	0	-
1934-35	6	3	3	0	-	1967-68	10	4	3	3	-
1935-36	8	3	4	1	-	1968-69	8	3	4	1	-
1936-37	8	2	5	1	-	1969-70	8	4	4	0	-
1937-38	8	3	4	1	-	1970-71	6	6	0	0	-
1938-39	8	1	5	2	-	1971-72	6	5	0	1	-
1939-40	8	6	0	2	-	1972-73	5	3	2	0	-
1940-41	8	2	6	0	-	1973-74	5	4	0	1	-
1941-42	8	3	5	0	-	1974-75	4	2	1	1	-
1942-43	10	2	4	4	-	1975-76	4	1	2	1	-
1943-44	10	5	5	0	-	1976-77	4	4	0	0	-
1944-45	10	3	7	0	-	1977-78	4	3	1	0	-
1945-46	10	3	4	3	-	1978-79	4	0	3	1	-
1946-47	12	4	7	1	-	1979-80	4	3	1	0	-
1947-48	12	2	10	0	-	1980-81	4	1	1	2	-
1948-49	12	3	9	0	-	1981-82	7	3	3	1	-
1949-50	14	3	9	2	-	1982-83	8	6	2	0	-
1950-51	14	1	13	0	-	1983-84	8	4	4	0	-
1951-52	14	2	12	0	-	1984-85	8	3	3	2	-
1952-53	14	3	8	3	-	1985-86	8	6	2	0	-
1953-54	14	2	11	1	-	1986-87	8	3	4	1	-
1954-55	14	1	12	1	-	1987-88	8	3	5	0	-
1955-56	14	2	8	4	-	1988-89	8	4	2	2	-
1956-57	14	2	10	2	-	1989-90	8	4	3	1	-
1957-58	14	7	7	0	-	1990-91	8	4	3	1	-
1958-59	14	6	7	1	-	1991-92	8	1	5	2	-

## HOME/AWAY SPLITS

LIFETIME	GP	W	L	T	OTL	GF	GA	PTS
Home	371	171	142	51	7	1,108	1,043	398
Road	368	115	216	33	4	926	1,245	267
TOTALS	739	286	358	84	11	2,034	2,288	667

## THE LAST TIME THE BLACKHAWKS...

Last Win: .....Jan. 5, 2020 (4-2 vs. Detroit)  
 Last Home Win: .....Jan. 5, 2020 (4-2)  
 Last Road Win: .....Feb. 20, 2019 (5-2)  
 Last Loss: .....March 6, 2020 (2-1 at Detroit)  
 Last Home Loss: .....Jan. 14, 2018 (4-0)  
 Last Road Loss: .....March 6, 2020 (2-1)  
 Last Tie: .....April 10, 2002 (3-3 at Detroit)  
 Last Shutout Win: .....Dec. 23, 2009 (3-0 at Detroit)  
 Last Shutout Loss: .....Jan. 14, 2018 (4-0 in Chicago)



## 2019-20 REGULAR-SEASON SERIES RECAP

2019-20 Blackhawks record: 1-0-0 at United Center; 0-1-0 at Detroit

DATE	TEAM	SCORING BY PERIOD					SHOTS BY PERIOD					TOT	PP	PIM	GWG	GOALIE (SAVES-SHOTS)	ATTN.
		1	2	3	OT	F	1	2	3	OT							
1/5	DET	2	0	0	-	2	8	5	8	-	21	1-3 (33.3)	3-6			Howard (23-26)	
	CHI	0	2	2	-	4	12	6	9	-	27	0-3 (0.0)	3-6		A. Boqvist	Crawford (19-21)	21,493
3/6	CHI	0	1	0	-	1	9	7	17	-	33	0-3 (0.0)	2-4			Crawford (23-25)	
	DET	0	2	0	-	2	9	11	5	-	25	1-2 (25.0)	3-6		R. Fabbri	Bernier (32-33)	19,515
TOTALS		SCORING BY PERIOD					SHOTS BY PERIOD					TOT	PP	PIM		GOALIE (SAVES-SHOTS)	
		TEAM	1	2	3	OT	TOT	1	2	3	OT						
		DET	2	2	0	-	4	17	16	13	-	46	1-5 (20.0)	6-12		Bernier (32-33), Howard (23-26)	
		CHI	0	3	2	-	5	21	13	26	-	60	0-6 (0.0)	5-10		Crawford (42-46)	

## 2019-20 REGULAR-SEASON STATISTICS

BLACKHAWKS	GP	G	A	PTS	+/-	PIM	RED WINGS	GP	G	A	PTS	+/-	PIM		
Adam Boqvist	1	1	0	1	1	0	Adam Erne	1	0	0	0	-2	0		
Alex DeBrincat	2	0	1	1	0	0	Alex Biega	1	0	0	0	0	2		
Alex Nylander	1	0	0	0	0	0	Anthony Mantha	1	0	0	0	0	2		
Brandon Saad	1	0	1	1	1	0	Brendan Perlini	1	0	0	0	-1	0		
Connor Murphy	2	0	0	0	2	6	Brian Lashoff	1	0	0	0	-1	2		
David Kampf	2	0	0	0	0	0	Christoffer Ehn	1	0	0	0	-1	0		
Dennis Gilbert	2	0	0	0	1	0	Darren Helm	2	0	1	1	0	0		
Dominik Kubalik	2	1	0	1	2	2	Dmytro Timashov	1	0	0	0	0	0		
Drake Caggiula	1	0	0	0	-1	0	Dylan Larkin	2	0	2	2	-1	2		
Duncan Keith	2	0	1	1	2	0	Filip Hronek	2	0	1	1	-3	0		
Dylan Sikura	1	1	0	1	1	0	Filip Zadina	1	1	0	1	-1	0		
Dylan Strome	2	1	0	1	1	0	Frans Nielsen	2	0	1	1	-1	0		
Erik Gustafsson	1	0	1	1	0	0	Gustav Lindstrom	1	0	1	1	0	2		
John Quenneville	1	0	0	0	1	0	Jonathan Ericsson	1	0	0	0	0	0		
Jonathan Toews	2	0	2	2	3	2	Justin Abdelkader	2	0	0	0	-1	0		
Kirby Dach	2	0	0	0	0	0	Luke Glendening	2	1	0	1	0	0		
Matthew Highmore	2	0	0	0	-1	0	Madison Bowey	2	0	0	0	-1	0		
Nick Seeler	1	0	0	0	0	0	Mike Green	1	0	0	0	1	2		
Olli Maatta	2	0	0	0	0	0	Patrik Nemeth	2	0	1	1	0	0		
Patrick Kane	2	1	1	2	2	0	Robby Fabbri	2	1	0	1	-2	0		
Ryan Carpenter	2	0	0	0	0	0	Sam Gagner	1	0	0	0	0	0		
Slater Koekoek	1	0	0	0	-1	0	Trevor Daley	2	0	1	1	-1	0		
Zack Smith	1	0	1	1	1	0	Tyler Bertuzzi	2	1	0	1	-1	0		
							Valtteri Filppula	2	0	0	0	0	0		
GOALTENDER	GP	MIN	GA	SA	SV	AVG	W-L-OTL	GOALTENDER	GP	MIN	GA	SA	SV	AVG	W-L-OTL
Corey Crawford	2	118	4	46	42	2.03	1-1-0	Jonathan Bernier	1	60	1	33	32	1.00	1-0-0
								Jimmy Howard	1	58	3	26	23	3.10	0-1-0

LEADERSHIP

PLAYERS

2019-20

OPPONENTS

TRADITION

RECORDS

PLAYOFFS

HISTORY


MINORS

MEDIA

# FLORIDA PANTHERS



JOEL QUENNEVILLE



ALEKSANDER BARKOV



## CLUB INFORMATION

Founded: ..... 1993-94  
 Home Arena: ..... BB&T Center (19,250)  
 Front Office Address: ..... 1 Panther Parkway, Sunrise, FL 33323  
 Phone: ..... 954-835-7000  
 Fax: ..... 954-835-7700  
 Website: ..... nhl.com/panthers  
 Stanley Cups: ..... none  
 General Manager: ..... Bill Zito  
 Head Coach: ..... Joel Quenneville  
 Assistant Coach: ..... Andrew Brunette, Derek MacKenzie, Ulf Samuelsson  
 Goaltending Coach: ..... Robb Tallas  
 Sr. Director, Communications: ..... Adelyn Biedenbach  
 Manager, Communications: ..... Chrissy Parente  
 Hockey Communications Specialist: ..... Mike Lewis  
 2019-20 record: ..... 36-32-14 (86 points), 5th Atlantic Division  
 2020 playoffs: ..... Eastern Conference Qualifying Round (def. by NY Islanders, 3-1)

## BROADCAST TEAMS

Television play-by-play: ..... Steve Goldstein  
 Television color analyst: ..... Randy Moller  
 Radio play-by-play: ..... Doug Plagens  
 Radio color analyst: ..... Bill Lindsay

## 2020-21 MEETINGS

Sunday, Jan. 17 ..... at Florida  
 Tuesday, Jan. 19 ..... at Florida  
 Saturday, March 13 ..... at Florida  
 Monday, March 15 ..... at Florida  
 Tuesday, March 23 ..... in Chicago  
 Thursday, March 25 ..... in Chicago  
 Thursday, April 29 ..... in Chicago  
 Saturday, May 1 ..... in Chicago

## ALL-TIME FRANCHISE RECORDS

### SEASON-BY-SEASON RECORD

	GP	W	L	T	OTL		GP	W	L	T	OTL
1993-94	2	1	0	1	-	2006-07	-	DID NOT PLAY	-	-	-
1994-95	- DID NOT PLAY -					2007-08	1	0	1	0	0
1995-96	2	2	0	0	-	2008-09	1	1	0	0	0
1996-97	2	0	2	0	-	2009-10	2	1	0	0	1
1997-98	2	1	1	0	-	2010-11	2	1	1	0	0
1998-99	2	0	2	0	-	2011-12	2	2	0	0	0
1999-2000	2	2	0	0	0	2012-13	- DID NOT PLAY -				
2000-01	1	1	0	0	0	2013-14	2	2	0	0	0
2001-02	2	2	0	0	0	2014-15	2	2	0	0	0
2002-03	2	1	0	1	0	2015-16	2	1	1	0	0
2003-04	1	0	0	1	0	2016-17	2	1	1	0	0
2004-05	- SEASON CANCELED -					2017-18	2	2	0	0	0
2005-06	1	0	0	0	1	2018-19	2	1	1	0	0
						2019-20	2	1	1	0	0
						TOTALS	41	25	11	3	2

### HOME/AWAY SPLITS

LIFETIME	GP	W	L	T	OTL	GF	GA	PTS
Home	21	12	6	2	1	66	56	27
Road	20	13	5	1	1	61	47	28
<b>TOTALS</b>	<b>41</b>	<b>25</b>	<b>11</b>	<b>3</b>	<b>2</b>	<b>127</b>	<b>103</b>	<b>55</b>

### THE LAST TIME THE BLACKHAWKS...

Last Win: ..... Feb. 29, 2020 (3-2 SO at Florida)  
 Last Home Win: ..... Dec. 12, 2017 (3-2 OT)  
 Last Road Win: ..... Feb. 29, 2020 (3-2 SO)  
 Last Loss: ..... Jan. 21, 2020 (4-3 vs. Florida)  
 Last Home Loss: ..... Jan. 21, 2020 (4-3)  
 Last Road Loss: ..... March 25, 2017 (7-0)  
 Last Tie: ..... Feb. 29, 2004 (2-2 vs. Florida)  
 Last Shutout Win: ..... Feb. 26, 2015 (3-0 at Florida)  
 Last Shutout Loss: ..... March 25, 2017 (7-0 at Florida)

## 2019-20 REGULAR-SEASON SERIES RECAP

2019-20 Blackhawks record: 0-1-0 at United Center; 1-0-0 at Florida

DATE	TEAM	SCORING BY PERIOD					SHOTS BY PERIOD					PP	PIM	GWG	GOALIE (SAVES-SHOTS)	ATTN.
		1	2	3	OT	F	1	2	3	OT	TOT					
11/24	FLA	0	4	0	-	4	7	13	6	-	26	1-3 (33.3)	4-8	F. Vatrano	Bobrovsky (32-35)	21,559
	CHI	0	1	2	-	3	6	14	15	-	35	1-4 (25.0)	3-6		Lehner (22-26)	
12/23	CHI	1	1	0	0	3	14	10	2	3	29	0-3 (0.0)	3-6	J. Toews (50)	Crawford (38-40)	16,055
	FLA	1	0	1	0	2	4	15	17	4	40	0-3 (0.0)	3-6		Bobrovsky (27-29)	
TOTALS		SCORING BY PERIOD					SHOTS BY PERIOD					PP	PIM	GOALIE (SAVES-SHOTS)		
	TEAM	1	2	3	OT	TOT	1	2	3	OT	TOT			Bobrovsky (59-64)		
	FLA	1	4	1	0	6	11	28	23	4	66	1-6 (16.7)	7-14	Crawford (38-40), Lehner (22-26)		
	CHI	1	2	2	0	5	20	24	17	3	64	1-7 (14.3)	6-12			

## 2019-20 REGULAR-SEASON STATISTICS


BLACKHAWKS	GP	G	A	PTS	+/-	PIM	PANTHERS	GP	G	A	PTS	+/-	PIM
Adam Boqvist	2	0	1	1	1	2	Aleksander Barkov	2	0	1	1	2	0
Alex DeBrincat	2	0	1	1	0	2	Anton Stalman	2	0	0	0	1	0
Alex Nylander	2	0	0	0	1	0	Brett Connolly	2	0	0	0	-2	0
Brandon Saad	2	0	0	0	-1	0	Brian Boyle	1	0	1	1	1	0
Connor Murphy	2	0	1	1	-1	0	Colton Sceviour	2	0	0	0	0	0
David Kampf	2	0	0	0	-1	0	Dominic Toninato	2	0	1	1	1	0
Dominik Kubalik	2	0	1	1	1	0	Erik Haula	1	0	0	0	0	2
Drake Caggliola	2	2	0	2	-1	0	Evgenii Dadonov	2	1	0	1	1	0
Duncan Keith	2	0	1	1	1	2	Frank Vatrano	2	3	0	3	1	0
Dylan Strome	1	0	0	0	0	0	Jonathan Huberdeau	2	0	1	1	2	2
Erik Gustafsson	1	0	2	2	-1	0	Josh Brown	1	0	0	0	0	0
Jonathan Toews	2	1	1	2	0	2	Keith Yandle	2	0	0	0	1	2
Kirby Dach	2	1	1	2	1	2	Lucas Wallmark	1	0	0	0	-1	0
Lucas Carlsson	1	0	0	0	1	0	MacKenzie Weegar	1	0	0	0	-1	2
Matthew Highmore	2	0	0	0	0	0	Mark Pysyk	2	0	0	0	-1	0
Olli Maatta	2	0	0	0	-2	2	Mike Hoffman	2	1	3	4	1	2
Patrick Kane	2	1	0	1	0	0	Mike Matheson	2	1	1	2	2	0
Ryan Carpenter	2	0	0	0	-2	0	Noel Acciari	2	0	0	0	-1	2
Slater Koekoek	2	0	1	1	-1	0	Riley Stillman	2	0	0	0	0	0
Zack Smith	1	0	0	0	0	0	Vincent Trocheck	1	0	0	0	-2	0

GOALTENDER	GP	MIN	GA	SA	SV	AVG	W-L-OTL	GOALTENDER	GP	MIN	GA	SA	SV	AVG	W-L-OTL
Corey Crawford	1	65	2	40	38	1.85	1-0-0	Sergei Bobrovsky	2	125	5	64	59	2.40	1-0-1
Robin Lehner	1	59	4	26	22	4.08	0-1-0								

# NASHVILLE PREDATORS



JOHN HYNES



ROMAN JOSI



## CLUB INFORMATION

Founded: .....1998-99  
 Home Arena: .....Bridgestone Arena (1713)  
 Front Office Address: .....501 Broadway, Nashville, TN 37205  
 Phone: .....615-770-2500  
 Fax: .....615-770-2295  
 Website: .....nhl.com/predators  
 Stanley Cups: .....none  
 President, Hockey Operations/General Manager: .....David Poile  
 Head Coach: .....John Hynes  
 Assistant Coaches: .....Dan Hinote, Todd Richards, Dan Lambert  
 Goaltending Coach: .....Ben VanderKlok  
 Vice President, Marketing & Communications: .....Danny Shaklan  
 Director, Communications: .....Kevin Wilson  
 Sr. Coordinator, Communications: .....Nick Barnowski  
 2019-20 record: .....35-26-8 (78 points), 4th Central Division  
 2020 playoffs: .....Western Conference Qualifying Round (def. by Arizona, 3-1)

## BROADCAST TEAMS

Television play-by-play: .....Willy Daunic  
 Television color analyst: .....Chris Mason  
 Radio play-by-play: .....Pete Weber  
 Radio color analyst: .....Hal Gill

## ALL-TIME FRANCHISE RECORDS

### SEASON-BY-SEASON RECORD

	GP	W	L	T	OTL		GP	W	L	T	OTL
1998-99	6	4	1	1	-	2009-10	6	4	2	0	0
1999-2000	6	1	4	1	0	2010-11	6	3	1	0	2
2000-01	5	3	1	0	1	2011-12	6	2	4	0	0
2001-02	5	2	3	0	0	2012-13	5	5	0	0	0
2002-03	5	3	0	1	1	2013-14	5	1	4	0	0
2003-04	6	3	2	1	0	2014-15	4	3	1	0	0
2004-05	-	SEASON CANCELED	-	-	-	2015-16	5	3	2	0	0
2005-06	8	2	5	0	1	2016-17	5	4	1	0	0
2006-07	8	4	4	0	0	2017-18	4	2	2	0	0
2007-08	8	5	1	0	2	2018-19	4	1	2	0	1
2008-09	6	3	2	0	1	2019-20	4	2	2	0	0
						<b>TOTALS</b>	<b>117</b>	<b>60</b>	<b>44</b>	<b>4</b>	<b>9</b>

## 2020-21 MEETINGS

Tuesday, Jan. 26 .....at Nashville  
 Wednesday, Jan. 27 .....at Nashville  
 Saturday, March 27 .....in Chicago  
 Sunday, March 28 .....in Chicago  
 Sunday, March 22 .....in Chicago  
 Saturday, April 3 .....at Nashville  
 Sunday, April 4 .....at Nashville  
 Wednesday, April 21 .....in Chicago  
 Friday, April 23 .....in Chicago

## HOME/AWAY SPLITS

LIFETIME	GP	W	L	T	OTL	GF	GA	PTS
Home	59	35	20	1	3	166	153	74
Road	58	24	2	3	6	161	175	59
<b>TOTALS</b>	<b>117</b>	<b>60</b>	<b>44</b>	<b>4</b>	<b>9</b>	<b>327</b>	<b>328</b>	<b>133</b>

## THE LAST TIME THE BLACKHAWKS...

Last Win: .....Feb. 21, 2020 (2-1 vs. Nashville)  
 Last Home Win: .....Feb. 21, 2020 (2-1)  
 Last Road Win: .....Nov. 16, 2019 (7-2)  
 Last Loss: .....Jan. 9, 2020 (5-2 vs. Nashville)  
 Last Home Loss: .....Jan. 9, 2020 (5-2)  
 Last Road Loss: .....Oct. 29, 2019 (3-0)  
 Last Tie: .....March 1, 2004 (2-2 at Nashville)  
 Last Shutout Win: .....April 6, 2013 (1-0 at Nashville)  
 Last Shutout Loss: .....Oct. 29, 2019 (3-0 vs. Nashville)

# NASHVILLE PREDATORS

## 2019-20 REGULAR-SEASON SERIES RECAP

2019-20 Blackhawks record: 1-1-0 at United Center; 1-1-0 at Nashville

DATE	TEAM	SCORING BY PERIOD					SHOTS BY PERIOD					TOT	PP	PIM	GWG	GOALIE (SAVES-SHOTS)	ATTN.
		1	2	3	OT	F	1	2	3	OT							
10/29	CHI	0	0	0	-	0	6	8	6	-	20	0-2 (0.0)	5-10			Lehner (48-51)	
	NSH	1	1	1	-	3	19	21	11	-	51	0-5 (0.0)	3-6	N. Bonino		Rinne (20-20)	17,259
11/16	CHI	2	2	3	-	7	9	8	7	-	24	0-1 (0.0)	1-2	B. Seabrook		Rinne (10-14), Saros (7-10)	
	NSH	0	0	2	-	2	12	14	15	-	41	0-1 (0.0)	1-2			Lehner (39-41)	17,393
1/9	NSH	3	0	2	-	5	12	13	5	-	30	0-2 (0.0)	3-6	M. Duchene		Rinne (29-31)	
	CHI	0	1	1	-	2	10	7	14	-	31	1-3 (33.3)	2-4			Crawford (25-28)	21,255
2/21	NSH	0	1	0	0	1	10	20	10	3	43	0-5 (0.0)	4-8			Rinne (36-38)	
	CHI	0	0	1	1	2	12	9	16	1	38	1-4 (25.0)	5-10	A. DeBrincat (OT)		Crawford (42-43)	17,694
TOTALS		SCORING BY PERIOD					SHOTS BY PERIOD									GOALIE (SAVES-SHOTS)	
	TEAM	1	2	3	OT	TOT	1	2	3	OT	TOT	PP	PIM				
	NSH	4	2	5	0	11	53	68	41	3	165	0-13 (0.0)	11-22			Rinne (95-103), Saros (7-10)	
	CHI	2	3	5	1	11	37	32	43	1	113	2-10 (20.0)	13-26			Crawford (67-71), Lehner (87-92)	

## 2019-20 REGULAR-SEASON STATISTICS

BLACKHAWKS	GP	G	A	PTS	+/-	PIM	PREDATORS	GP	G	A	PTS	+/-	PIM
Adam Boqvist	2	0	0	0	-3	0	Austin Watson	3	0	0	0	-2	0
Alex DeBrincat	4	3	1	4	-1	0	Calle Jankrok	4	0	0	0	2	0
Alex Nylander	4	2	0	2	1	0	Colin Blackwell	2	1	1	2	2	0
Andrew Shaw	2	0	1	1	-2	0	Colton Sissons	3	0	0	0	-1	0
Brandon Saad	3	0	2	2	4	2	Craig Smith	4	0	2	2	1	0
Brent Seabrook	1	1	0	1	4	0	Dan Hamhuis	4	0	0	0	0	0
Calvin de Haan	2	0	0	0	2	0	Dante Fabbro	3	0	1	1	-2	2
Connor Murphy	3	0	0	0	1	0	Filip Forsberg	3	0	1	1	0	2
David Kampf	4	1	0	1	0	0	Jarred Tinordi	2	0	0	0	1	2
Dennis Gilbert	1	0	0	0	-2	0	Kyle Turris	4	0	1	1	-1	0
Dominik Kubalik	4	2	0	2	0	0	Matt Duchene	4	1	1	2	0	2
Drake Gaggiula	3	0	0	0	-2	0	Matt Irwin	3	0	0	0	0	0
Duncan Keith	4	0	3	3	-2	6	Mattias Ekholm	4	1	1	2	1	0
Dylan Strome	3	0	1	1	0	0	Miikka Salomaki	1	0	0	0	0	0
Erik Gustafsson	3	1	0	1	-3	0	Mikael Granlund	4	0	1	1	0	4
John Quenneville	1	0	0	0	0	0	Nick Bonino	3	4	0	4	3	2
Jonathan Toews	4	0	4	4	0	0	Rocco Grimaldi	4	0	4	4	2	0
Kirby Dach	4	0	1	1	-2	0	Roman Josi	4	2	1	3	3	2
Matthew Highmore	2	0	0	0	-1	0	Ryan Ellis	3	0	1	1	1	0
Nick Seeler	1	0	0	0	0	0	Ryan Johansen	4	0	0	0	0	4
Olli Maatta	4	0	1	1	-1	2	Viktor Arvidsson	4	1	0	1	0	2
Patrick Kane	4	1	3	4	-2	4	Yakov Trenin	1	0	1	1	1	0
Ryan Carpenter	4	0	0	0	-2	0	Yannick Weber	1	0	0	0	1	0
Slater Koekkoek	3	0	0	0	-1	10							
Zack Smith	2	0	0	0	-2	0							

GOALTENDER	GP	MIN	GA	SA	SV	AVG	W-L-OTL	GOALTENDER	GP	MIN	GA	SA	SV	AVG	W-L-OTL
Carn Ward	3	180	9	109	100	3.01	1-2-0	Juuse Saros	1	28	3	10	7	6.35	0-0-0
Collin Delia	1	61	4	37	33	3.93	0-0-1	Pekka Rinne	4	216	8	103	95	2.23	2-1-1

LEADERSHIP
PLAYERS
2019-20
OPPONENTS
TRADITION
RECORDS
PLAYOFFS
HISTORY
MINORS
MEDIA

# TAMPA BAY LIGHTNING



**JON COOPER**



**STEVEN STAMKOS**



## CLUB INFORMATION

Founded: ..... 1992-93  
 Home Arena: ..... Amalie Arena (19,092)  
 Address: ..... 401 Channelside Drive, Tampa, FL 33602  
 Phone: ..... 813-301-6500  
 Fax: ..... 813-301-1480  
 Website: ..... nhl.com/lightning  
 Stanley Cups: ..... 2004  
 Vice President/General Manager: ..... Julien BriseBois  
 Head Coach: ..... Jon Cooper  
 Assistant Coaches: ..... Jeff Halpern, Derek Lalonde  
 Goaltending Coach: ..... Frantz Jean  
 Executive Vice President, Communications: ..... Bill Wickett  
 Senior Director, Communications: ..... Brian Breseman  
 Senior Manager, Communications: ..... Trevor van Knippenburg  
 2019-20 record: ..... 43-21-6 (92 points), 2nd Atlantic Division  
 2020 playoffs: ..... Stanley Cup Champions (def. Dallas, 4-2)

## BROADCAST TEAMS

Television play-by-play: ..... Dave Randolph  
 Television color analyst: ..... Brian Engblom  
 Radio play-by-play: ..... David Mishkin  
 Radio color analysts: ..... Phil Esposito, Caley Chelios

## 2020-21 MEETINGS

Wednesday, Jan. 13 ..... at Tampa Bay  
 Friday, Jan. 15 ..... at Tampa Bay  
 Thursday, March 4 ..... in Chicago  
 Friday, March 5 ..... in Chicago  
 Sunday, March 7 ..... in Chicago  
 Thursday, March 18 ..... at Tampa Bay  
 Saturday, March 20 ..... at Tampa Bay  
 Tuesday, April 27 ..... in Chicago

## ALL-TIME FRANCHISE RECORDS

### SEASON-BY-SEASON RECORD

	GP	W	L	T	OTL		GP	W	L	T	OTL
1992-93	7	4	1	2	-	2006-07	-	DID NOT PLAY	-	-	-
1993-94	2	1	1	0	-	2007-08	1	1	0	0	0
1994-95	-	DID NOT PLAY	-	-	-	2008-09	1	1	0	0	0
1995-96	2	0	2	0	-	2009-10	1	1	0	0	0
1996-97	2	0	1	1	-	2010-11	2	0	1	0	1
1997-98	2	0	2	0	-	2011-12	1	0	0	0	1
1998-99	2	1	0	1	-	2012-13	-	DID NOT PLAY	-	-	-
1999-2000	2	2	0	0	0	2013-14	2	0	0	0	2
2000-01	1	1	0	0	0	2014-15	2	1	1	0	0
2001-02	2	1	0	1	0	2015-16	2	1	1	0	0
2002-03	2	2	0	0	0	2016-17	2	0	1	0	1
2003-04	1	0	1	0	0	2017-18	2	0	1	0	1
2004-05	-	SEASON CANCELED	-	-	-	2018-19	2	0	2	0	0
2005-06	1	0	0	0	1	2019-20	2	1	1	0	0
						<b>TOTALS</b>	<b>46</b>	<b>18</b>	<b>16</b>	<b>5</b>	<b>7</b>

### HOME/AWAY SPLITS

LIFETIME	GP	W	L	T	OTL	GF	GA	PTS
Home	24	12	9	2	1	66	59	27
Road	22	6	7	3	6	61	65	21
<b>TOTALS</b>	<b>46</b>	<b>18</b>	<b>16</b>	<b>5</b>	<b>7</b>	<b>127</b>	<b>124</b>	<b>48</b>

## THE LAST TIME THE BLACKHAWKS...

Last Win: ..... Feb. 27, 2020 (5-2 at Tampa Bay)  
 Last Home Win: ..... Oct. 24, 2015 (1-0 OT)  
 Last Road Win: ..... Feb. 27, 2020 (5-2)  
 Last Loss: ..... Nov. 21, 2019 (4-2 vs. Tampa Bay)  
 Last Home Loss: ..... Nov. 21, 2019 (4-2)  
 Last Road Loss: ..... Nov. 23, 2018 (4-2)  
 Last Tie: ..... Jan. 18, 2002 (2-2 at Tampa Bay)  
 Last Shutout Win: ..... Oct. 24, 2015 (1-0 OT vs. Tampa Bay)  
 Last Shutout Loss: ..... Jan. 22, 2018 (2-0 vs. Tampa Bay)

# TAMPA BAY LIGHTNING

## 2019-20 REGULAR-SEASON SERIES RECAP

2019-20 Blackhawks record: 0-1-0 at United Center; 1-0-0 at Tampa Bay

DATE	TEAM	SCORING BY PERIOD					SHOTS BY PERIOD					PP	PIM	GWG	GOALIE (SAVES-SHOTS)	ATTN.	
		1	2	3	OT	F	1	2	3	OT	TOT						
11/21	TBL	1	0	3	-	4	14	10	11	-	35	1-3 (33.3)	3-6	B. Point	McElhinney (32-34)	21,336	
	CHI	0	0	2	-	2	12	8	14	-	34	0-3 (0.0)	3-6		Crawford (31-34)		
2/27	CHI	0	0	5	-	5	11	6	10	-	27	1-6 (16.7)	6-12	S. Koekkoek	Crawford (36-38)	19,092	
	TBL	0	1	1	-	2	10	17	11	-	38	0-5 (0.0)	9-34		McElhinney (22-26)		
TOTALS																	
TEAM		SCORING BY PERIOD					TOT	SHOTS BY PERIOD					TOT	PP	PIM	GOALIE (SAVES-SHOTS)	
		1	2	3	OT	TOT		1	2	3	OT	TOT					
TBL		1	1	4	-	6	24	27	22	-	73	1-8 (12.5)	12-40		McElhinney (54-60)		
CHI		0	0	7	-	7	23	14	24	-	61	1-9 (11.1)	9-18		Crawford (67-72)		

## 2019-20 REGULAR-SEASON STATISTICS

BLACKHAWKS	GP	G	A	PTS	+/-	PIM	LIGHTNING	GP	G	A	PTS	+/-	PIM		
Adam Boqvist	1	0	0	0	0	0	Alex Killorn	2	0	2	2	-1	4		
Alex DeBrincat	2	0	1	1	1	0	Anthony Cirelli	2	1	1	2	-1	0		
Alex Nylander	2	0	0	0	-3	0	Barclay Goodrow	1	0	0	0	-1	4		
Andrew Shaw	1	0	1	1	2	0	Brayden Point	2	2	1	3	0	0		
Brandon Saad	2	1	2	3	2	4	Braydon Coburn	2	0	0	0	-1	0		
Brent Seabrook	1	1	0	1	1	0	Carter Verhaeghe	1	0	0	0	-1	0		
Calvin de Haan	1	0	0	0	1	0	Cedric Paquette	2	1	0	1	-1	10		
Connor Murphy	2	0	0	0	0	4	Cory Conacher	1	0	0	0	0	0		
David Kampf	2	0	0	0	-2	2	Erik Cernak	2	0	0	0	-2	2		
Dominik Kubalik	1	3	0	3	2	0	Jan Rutta	1	0	0	0	0	2		
Drake Caggiula	1	0	0	0	0	2	Kevin Shattenkirk	2	0	0	0	2	0		
Duncan Keith	2	0	1	1	1	2	Luke Schenn	1	0	0	0	0	2		
Dylan Strome	2	1	1	2	0	0	Mathieu Joseph	1	0	0	0	1	0		
Erik Gustafsson	1	0	0	0	0	0	Mikhail Sergachev	2	1	0	1	-1	0		
Jonathan Toews	2	0	1	1	4	0	Mitchell Stephens	1	0	0	0	-2	0		
Kirby Dach	2	0	0	0	-1	0	Nikita Kucherov	1	1	1	2	0	2		
Lucas Carlsson	1	0	0	0	0	0	Ondrej Palat	2	0	1	1	2	0		
Matthew Highmore	1	0	0	0	0	0	Pat Maroon	1	0	1	1	0	0		
Olli Maatta	2	0	0	0	-1	0	Ryan McDonagh	1	0	0	0	0	0		
Patrick Kane	2	0	1	1	0	2	Steven Stamkos	1	0	0	0	0	0		
Ryan Carpenter	2	0	0	0	-1	0	Tyler Johnson	2	0	0	0	1	0		
Slater Koekoek	2	1	0	1	0	2	Victor Hedman	2	0	2	2	1	0		
Zack Smith	1	0	0	0	-1	0	Yanni Gourde	2	0	1	1	0	2		
							Zach Bogosian	1	0	0	0	-2	10		
GOALTENDER														GOALTENDER	
Corey Crawford	2	118	5	72	67	2.55	W-L-OTL	Curtis McElhinney	2	119	6	60	54	3.03	W-L-OTL

LEADERSHIP

PLAYERS

2019-20

OPPONENTS

TRADITION

RECORDS

PLAYOFFS

HISTORY

MINORS

MEDIA

# NHL RECORDS VS. OPPONENTS


LEADERSHIP
PLAYERS
2019-20
OPPONENTS
TRADITION
RECORDS
PLAYOFFS
HISTORY
MINORS
MEDIA

Team	OVERALL					HOME					ROAD				
	Wins	Losses	Ties	OT	Points	Wins	Losses	Ties	OT	Points	Wins	Losses	Ties	OT	Points
Anaheim Ducks	40	47	5	3	88	23	21	2	3	51	17	26	3	0	37
Arizona Coyotes	73	50	15	9	170	40	17	10	5	95	33	33	5	4	75
Arizona Coyotes	11	3	0	1	23	6	1	0	1	13	5	2	0	0	10
Phoenix Coyotes	28	24	8	8	72	11	11	7	4	33	17	13	1	4	39
Winnipeg Jets	34	23	7	0	75	23	5	3	0	49	11	18	4	0	26
Boston Bruins	243	266	79	2	567	151	98	45	2	349	92	168	34	0	218
Buffalo Sabres	56	53	13	1	126	36	18	6	1	79	20	35	7	0	47
Calgary Flames	75	64	26	8	184	41	29	13	3	98	34	35	13	5	86
Calgary Flames	57	51	17	8	139	31	26	7	3	72	26	25	10	5	67
Atlanta Flames	18	13	9	0	45	10	3	6	0	26	8	10	3	0	19
Carolina Hurricanes	36	32	7	2	81	21	13	3	1	46	15	19	4	1	35
Carolina Hurricanes	10	15	1	2	23	6	7	0	1	13	4	8	1	1	10
Hartford Whalers	26	17	6	0	58	15	6	3	0	33	11	11	3	0	25
Colorado Avalanche	62	59	9	9	142	36	25	3	6	81	26	34	6	3	58
Colorado Avalanche	39	43	3	9	90	22	18	1	6	51	17	25	2	3	39
Quebec Nordiques	23	16	6	0	52	14	7	2	0	30	9	9	4	0	22
Columbus Blue Jackets	49	27	2	7	107	26	13	1	2	55	23	14	1	5	52
Dallas Stars	140	105	31	5	316	80	43	15	1	176	60	62	16	4	140
Dallas Stars	48	49	10	5	111	24	25	5	1	54	24	24	5	4	57
Minnesota North Stars	92	56	21	0	205	56	18	10	0	122	36	38	11	0	83
Detroit Red Wings	285	357	84	11	665	170	142	51	7	398	115	215	33	4	267
Detroit Red Wings	272	338	78	11	633	163	134	47	7	380	109	204	31	4	253
Detroit Cougars	8	12	4	0	20	3	6	3	0	9	5	6	1	0	11
Detroit Falcons	5	7	2	0	12	4	2	1	0	9	1	5	1	0	3
Edmonton Oilers	68	51	12	7	155	36	20	7	6	85	32	31	5	1	70
Florida Panthers	24	10	3	2	53	12	5	2	1	27	12	5	1	1	26
Los Angeles Kings	94	78	17	9	214	50	38	9	3	112	44	40	8	6	102
Minnesota Wild	32	32	1	10	75	17	16	1	3	38	15	16	0	7	37
Montreal Canadiens	159	301	103	4	425	100	127	55	0	255	59	174	48	4	170
Nashville Predators	58	42	4	9	129	34	19	1	3	72	24	23	3	6	57
New Jersey Devils	50	39	21	3	124	30	15	10	1	71	20	24	11	2	53
New Jersey Devils	27	29	11	3	68	16	13	5	1	38	11	16	6	2	30
Kansas City Scouts	9	1	2	0	20	5	0	1	0	11	4	1	1	0	9
Colorado Rockies	14	9	8	0	36	9	2	4	0	22	5	7	4	0	14
New York Islanders	51	40	20	3	125	33	19	5	1	72	18	21	15	2	53
New York Rangers	251	239	98	3	603	134	116	43	3	314	117	123	55	0	289
Ottawa Senators	24	9	2	1	51	12	3	2	0	26	12	6	0	1	25
Philadelphia Flyers	47	62	30	1	125	31	19	19	0	81	16	43	11	1	44
Pittsburgh Penguins	76	42	17	2	171	47	11	10	1	105	29	31	7	1	66
San Jose Sharks	43	43	5	9	100	26	18	2	4	58	17	25	3	5	42
St. Louis Blues	152	117	35	11	350	92	43	18	6	208	60	74	17	5	142
Tampa Bay Lightning	17	15	5	7	46	12	8	2	1	27	5	7	3	6	19
Toronto Maple Leafs	266	286	96	3	631	163	120	42	2	371	103	166	54	1	261
Toronto Maple Leafs	264	284	96	3	627	161	120	42	2	366	103	164	54	1	261
Toronto St. Patricks	2	2	0	0	4	2	0	0	0	4	0	2	0	0	0
Vancouver Canucks	88	71	22	11	209	57	24	7	7	128	31	47	15	4	81
Vegas Golden Knights	0	5	0	1	1	0	2	0	1	1	0	3	0	0	0
Washington Capitals	44	41	11	3	102	28	13	6	2	64	16	28	5	1	38
Winnipeg Jets	22	16	0	2	46	9	8	0	2	20	13	8	0	0	26
Winnipeg Jets	14	13	0	2	30	6	7	0	2	14	8	6	0	0	16
Atlanta Thrashers	8	3	0	0	16	3	1	0	0	6	5	2	0	0	10
DEFUNCT TEAMS															
Brooklyn Americans	6	2	0	0	12	4	0	0	0	8	2	2	0	0	4
California Golden Seals	19	6	6	0	44	12	1	2	0	26	7	5	4	0	18
Cleveland Barons	4	4	0	0	8	3	1	0	0	6	1	3	0	0	2
Montreal Maroons	23	30	9	0	55	15	10	6	0	36	8	20	3	0	19
New York Americans	35	34	17	0	87	22	13	8	0	52	13	21	9	0	35
Oakland Seals	8	7	1	0	17	5	3	0	0	10	3	4	1	0	7
Ottawa Senators	15	11	6	0	36	8	6	2	0	18	7	5	4	0	18
Philadelphia Quakers	6	0	0	0	12	3	0	0	0	6	3	0	0	0	6
Pittsburgh Pirates	11	12	1	0	23	5	6	1	0	11	6	6	0	0	12
St. Louis Eagles	4	1	1	0	9	2	0	1	0	5	2	1	0	0	4
ALL-TIME RECORD	2720	2672	814	146	6400	1607	1089	410	70	3694	1103	1583	350	76	2653



**TRADITION**





## SWEATER RETIRED ON OCT. 19, 1980 AT CHICAGO STADIUM

Played his entire 22-year career with the Blackhawks ... Led the Blackhawks to the 1961 Stanley Cup and paced the team in scoring throughout the playoffs ... Four-time Art Ross Trophy winner (1964, 1965, 1967, 1968) ... Two-time Hart Trophy winner (1967, 1968) ... Two-time Lady Byng Trophy winner (1967, 1968) ... Lester Patrick Trophy winner (1976) ... Six-time First Team All-Star (1962, 1963, 1964, 1966, 1967, 1968) ... Only player in National Hockey League history to win the Art Ross, Hart and Lady Byng Trophies in the same season (1966-67, 1967-68) ... Two-time Second Team All-Star (1965, 1970) ... Blackhawks all-time assists leader (926) ... Blackhawks all-time points leader (1,467) ... Second to Bobby Hull in goals (541) ... Blackhawks leader in games played (1,394) ... Hockey Hall of Fame inductee (1983) ... Blackhawks captain in 1975-76 and 1976-77 ... First Czechoslovakian-born player in the NHL ... Member of the famous “Scooter Line” with Ken Wharram and Ab McDonald, and later Doug Mohns ... Named a Blackhawks ambassador in a ceremony with Bobby Hull at the United Center on March 7, 2008 ... Stan Mikita passed away on August 7, 2018 at the age of 78.

LEADERSHIP

PLAYERS

2019-20

OPPONENTS

TRADITION


RECORDS

PLAYOFFS

HISTORY

MINORS

MEDIA



## SWEATER RETIRED ON DEC. 18, 1983 AT CHICAGO STADIUM

Led the Blackhawks to the 1961 Stanley Cup ... Arguably the best left winger in National Hockey League history ... Three-time Art Ross Trophy winner (1960, 1962, 1966) ... Two-time Hart Trophy winner (1965, 1966) ... Lady Byng Trophy winner (1965) ... Led the NHL in goals scored seven times, the most in league history ... Ten-time First Team All-Star (1960, 1962, 1964-70, 1972) ... Two-time Second Team All-Star (1963, 1971) ... Lester Patrick Award winner (1969) ... Blackhawks all-time goals leader (604) ... Second to Stan Mikita in games played (1,036) ... Fourth in team history in assists (549) ... Second to Stan Mikita in points (1,153) ... 13 consecutive seasons with 30 or more goals (1959-1972) ... First player in NHL history to score more than 50 goals in a single season (1966) ... Reached the 50-goal plateau five times in his career (1961-62, 1965-66, 1966-67, 1968-69, 1971-72) ... Hockey Hall of Fame inductee (1983) ... When son, Brett, was named the Hart Trophy winner in 1991, they became the first father-son combination in NHL history to win the award ... Named a Blackhawks ambassador in a ceremony with Stan Mikita at the United Center on March 7, 2008.

LEADERSHIP

PLAYERS

2019-20

OPPONENTS

TRADITION

RECORDS


PLAYOFFS

HISTORY

MINORS

MEDIA





## SWEATER RETIRED ON NOV. 20, 1988 AT CHICAGO STADIUM

Led the Blackhawks to the 1961 Stanley Cup, posting two shutouts and starting all 12 playoff games ... Three-time Vezina Trophy winner (1963, 1967, 1969) ... Conn Smythe Trophy winner with St. Louis (1968) ... Played in 503 consecutive games (a National Hockey League record), all without wearing a face mask ... 363 of those games were with the Blackhawks ... Recipient of the Calder Memorial Trophy with Detroit (1955-56) ... Seven-time First Team All-Star, five with the Blackhawks (1958, 1960, 1963, 1964, 1966) ... Three-time Second Team All-Star (1961, 1962, 1967) ... Posted a record of 275-229-106 with 51 shutouts during his time in Chicago ... Played in a record 13 NHL All-Star Games from 1955-69 ... Hockey Hall of Fame inductee (1975) ... Completed his NHL career with 407 wins and 84 shutouts ... His 407 wins are good for eighth in NHL history.

LEADERSHIP

PLAYERS

2019-20

OPPONENTS

TRADITION


RECORDS

PLAYOFFS

HISTORY

MINORS

MEDIA



## SWEATER RETIRED ON NOV. 20, 1988 AT CHICAGO STADIUM

Played all but one of his seasons during his professional career with the Blackhawks ... Three-time Vezina Trophy winner (1970, 1972, 1974) ... Calder Memorial Trophy winner (1970) ... Three-time First Team All-Star (1970, 1972, 1980) ... Two-time Second Team All-Star (1973, 1974) ... Blackhawks all-time shutouts leader (74) ... Set a team and National Hockey League record with 15 shutouts during the 1969-70 season ... Seven consecutive seasons with 30-plus wins (1969-1976) ... Blackhawks career wins leader (418) ... Appeared in six NHL All-Star Games (1970-74, 1980) ... Compiled a record of 423-306-151, which ranks seventh in NHL history ... His 76 career shutouts also are tied for ninth in NHL history ... Hockey Hall of Fame inductee (1988) ... Joined his brother, Phil, in the Hockey Hall of Fame ... Named a Blackhawks ambassador in a ceremony at the United Center on March 19, 2008.

LEADERSHIP

PLAYERS

2019-20

OPPONENTS

TRADITION


RECORDS

PLAYOFFS

HISTORY

MINORS

MEDIA



## SWEATER RETIRED ON MARCH 19, 1998 AT UNITED CENTER

Played 12 seasons of his 17-year National Hockey League career with the Blackhawks ... NHL Second Team All-Star (1983) ... Fourth in team history in goals (377) and second in assists (719) ... Tallied 61 goals and 84 assists (145 points) in 131 playoff games ... Blackhawks first-round pick (third overall) in the 1980 NHL Entry Draft ... Became the second player in team history to record 100-plus points in a season (119) in 1981-82 ... Compiled three 100-point seasons as a Blackhawk ... Holds the Blackhawks single-season assists record with 87 (1981-82 and 1987-88), as well as the team's single-season points standard (131 in 1987-88) ... Made seven appearances in the NHL All-Star Game... His 1,338 career points are tied for 28th in NHL history ... In Stanley Cup competition, his 175 points (66G, 109A) in 169 games ranks 16th in NHL history ... Hockey Hall of Fame inductee (2000) ... Named a Blackhawks ambassador on Nov. 13, 2008.

LEADERSHIP

PLAYERS

2019-20

OPPONENTS

TRADITION

RECORDS


PLAYOFFS

HISTORY

MINORS

MEDIA





## SWEATER RETIRED ON NOV. 12, 2008 AT UNITED CENTER

Led the Blackhawks to the 1961 Stanley Cup, recording three goals and 12 assists in 12 playoff games ... Played all but one season of his National Hockey League career with the Blackhawks ... Three-time Norris Trophy winner (1963, 1964, 1965) ... Five-time NHL First Team All-Star (1963, 1964, 1965, 1966, 1967) ... Blackhawks captain from 1961-1968 ... Played in 376 consecutive regular-season games between 1956 and 1961 ... Ranks sixth in team history in assists (400) and 10th in games played (821) ... Earned 1,205 career penalty minutes with the Blackhawks, then a team record ... Three-time NHL Second Team All-Star (1960, 1961, 1962) ... Ranks sixth in team postseason history with 52 career assists ... Hockey Hall of Fame inductee (1975) ... Completed his career with 80 goals, 418 assists and 1,251 penalty minutes ... Pierre Pilote passed away on September 9, 2017 at the age of 85.

LEADERSHIP

PLAYERS

2019-20

OPPONENTS

TRADITION

RECORDS

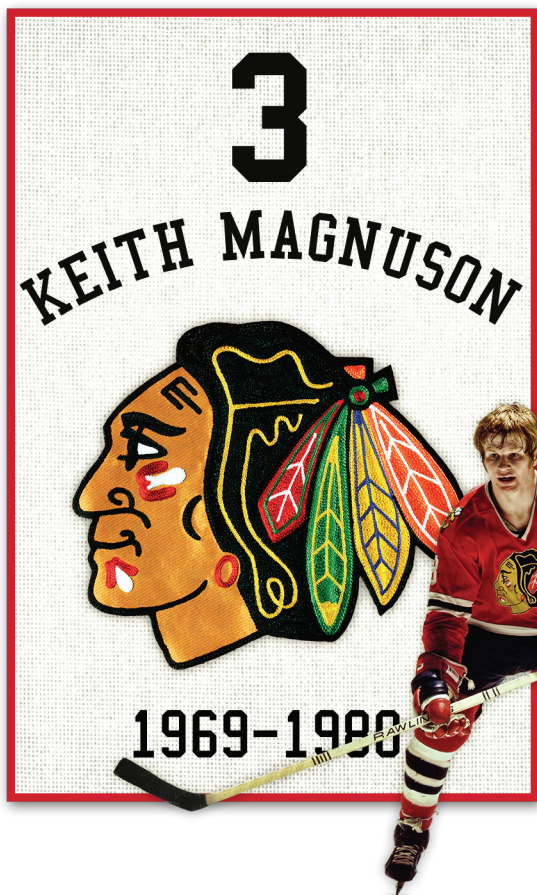
PLAYOFFS

HISTORY

MINORS

MEDIA

# RETIRED SWEATERS



## SWEATER RETIRED ON NOV. 12, 2008 AT UNITED CENTER

Played all 11 seasons of his National Hockey League career with the Blackhawks ... Held title of team captain for four seasons (1976-1980) ... Appeared in two NHL All-Star Games ... Set a then-team record with 213 penalty minutes in his rookie season (1971-72) ... Retired with 1,442 career penalty minutes, then a team record ... Earned a +170 career plus/minus rating, third-highest in team history ... Played in 68 career playoff games, drawing 164 penalty minutes ... Set a then-team record with 63 penalty minutes in one playoff year (1971) ... Scored a career 139 points (14 goals, 125 assists) in 589 games ... Named the Blackhawks head coach in 1980 after previously serving as an assistant coach ... Co-founder and first president of the Blackhawks Alumni Association.

LEADERSHIP

PLAYERS

2019-20

OPPONENTS

TRADITION

RECORDS

PLAYOFFS

HISTORY

MINORS

MEDIA



## HEAD COACHES

PETER MULDOON	1926-27
BARNEY STANLEY	1927-28
HUGH LEHMAN	1927-28
HERB GARDINER	1928-29
TOM SHAUGHNESSY	1929-30
BILL TOBIN	1929-30, 1931-32
DICK IRVIN	1928-29, 1930-31, 1955-56
EMIL IVERSON	1932-33
GODFREY MATHESON	1932-33
TOM GORMAN	1932-34
CLEM LOUGHLIN	1934-37
BILL STEWART	1937-39
PAUL THOMPSON	1938-45
JOHN GOTTSSELIG	1944-48
CHARLES CONACHER	1947-50
EBBIE GOODFELLOW	1950-52
SID ABEL	1952-54
FRANK EDDOLLS	1954-55
TOMMY IVAN	1956-58
RUDY PILOUS	1957-63
BILLY REAY	1963-77
BILL WHITE	1976-77
BOB PULFORD	1977-79, 1981-82, 1984-87, 1999-00
EDDIE JOHNSTON	1979-80
KEITH MAGNUSON	1980-82
ORVAL TESSIER	1982-85
BOB MURDOCH	1987-88
MIKE KEENAN	1988-92
DARRYL SUTTER	1992-95
CRAIG HARTSBURG	1995-98
DIRK GRAHAM	1998-99
LORNE MOLLEKEN	1998-2000
ALPO SUHONEN	2000-01
BRIAN SUTTER	2001-04
TRENT YAWNEY	2005-07
DENIS SAVARD	2006-08
JOEL QUENNEVILLE	2008-2018
<b>JEREMY COLLITON</b>	2018-PRESENT

## GENERAL MANAGERS

FREDERIC MCLAUGHLIN	1926-42
BILL TOBIN	1942-54
TOMMY IVAN	1954-77
BOB PULFORD	1977-90; 1993-97; 1999-2000; 2003-05
MIKE KEENAN	1990-93
BOB MURRAY	1997-99
MIKE SMITH	2000-03
DALE TALLON	2005-09
<b>STAN BOWMAN</b>	2009-PRESENT

CURRENT PLAYERS AND STAFF IN **BOLD RED**.

## CAPTAINS

DICK IRVIN	1926-29
DUKE DUTKOWSKI	1929-30
TY ARBOUR	1930-31
CY WENTWORTH	1931-32
HELGE BOSTROM	1932-33
CHARLIE GARDINER	1933-34
JOHN GOTTSSELIG	1935-40
EARL SEIBERT	1940-42
DOUG BENTLEY	1942-44, 1949-50
CLINT SMITH	1944-45
JOHN MARIUCCI	1945-46, 1947-48
RED HAMILL	1946-47
GAYE STEWART	1948-49
JACK STEWART	1950-52
BILL GADSBY	1952-54
GUS MORTSON	1954-57
ED LITZENBERGER	1958-61
PIERRE PILOTE	1961-68
PAT STAPLETON	1969-70
PIT MARTIN	1975-77
STAN MIKITA	1975-77
KEITH MAGNUSON	1976-80
TERRY RUSKOWSKI	1979-82
DARRYL SUTTER	1982-87
BOB MURRAY	1985-86
DENIS SAVARD	1988-89
DIRK GRAHAM	1988-95
CHRIS CHELIOS	1995-99
DOUG GILMOUR	1999-2000
TONY AMONTE	2000-02
ALEX ZHAMNOV	2002-04
ADRIAN AUCCOIN	2005-07
MARTIN LAPOINTE	2005-07
<b>JONATHAN TOEWS</b>	2008-PRESENT

LEADERSHIP
PLAYERS
2019-20
OPPONENTS
TRADITION
RECORDS
PLAYOFFS
HISTORY
MINORS
MEDIA

# TROPHY WINNERS

## ART ROSS TROPHY SCORING LEADER

**DOUG BENTLEY**  
1943

**MAX BENTLEY**  
1946, 1947

**ROY CONACHER**  
1949

**BOBBY HULL**  
1960, 1962, 1966

**STAN MIKITA**  
1964, 1965, 1967, 1968

**PATRICK KANE**  
2016

## HART MEMORIAL TROPHY MOST VALUABLE PLAYER

**MAX BENTLEY**  
1946

**AL ROLLINS**  
1954

**BOBBY HULL**  
1965, 1966

**STAN MIKITA**  
1967, 1968

**PATRICK KANE**  
2016



LEADERSHIP
PLAYERS
2019-20
OPPONENTS
TRADITION
RECORDS
PLAYOFFS
HISTORY
MINORS
MEDIA

# TROPHY WINNERS

## JAMES NORRIS TROPHY DEFENSEMAN OF THE YEAR

**PIERRE PILOTE**  
1963, 1964, 1965

**DOUG WILSON**  
1982

**CHRIS CHELIOS**  
1993, 1996

**DUNCAN KEITH**  
2010, 2014



## CALDER MEMORIAL TROPHY ROOKIE OF THE YEAR

**MIKE KARAKAS**  
1936

**CARL DAHLSTROM**  
1938

**ED LITZENBERGER**  
1955

**BILL HAY**  
1960

**TONY ESPOSITO**  
1970

**STEVE LARMER**  
1983

**ED BELFOUR**  
1991

**PATRICK KANE**  
2008

**ARTEMI PANARIN**  
2016



LEADERSHIP

PLAYERS

2019-20

OPPONENTS

TRADITION

RECORDS

PLAYOFFS

HISTORY

MINORS

MEDIA

# TROPHY WINNERS

## FRANK J. SELKE TROPHY BEST DEFENSIVE FORWARD

**TROY MURRAY**  
1986

**DIRK GRAHAM**  
1991

**JONATHAN TOEWS**  
2013

## GEORGES VEZINA TROPHY MOST VALUABLE GOALTENDER

**CHARLES GARDINER**  
1932, 1934

**LORNE CHABOT**  
1935

**GLENN HALL**  
1963, 1967

**TONY ESPOSITO**  
1970, 1972, 1974\*

**GARY SMITH**  
1972

**ED BELFOUR**  
1991, 1993

\*SHARED WITH PHILADELPHIA'S  
BERNIE PARENT



LEADERSHIP

PLAYERS

2019-20

OPPONENTS

TRADITION

RECORDS

PLAYOFFS

HISTORY

MINORS

MEDIA

# TROPHY WINNERS

## LADY BYNG MEMORIAL TROPHY SPORTSMANSHIP AWARD

**ELWIN ROMNES**  
1936

**MAX BENTLEY**  
1943

**CLINT SMITH**  
1944

**BILL MOSIENKO**  
1945

**KEN WHARRAM**  
1964

**BOBBY HULL**  
1965

**STAN MIKITA**  
1967, 1968



## BILL MASTERTON TROPHY PERSEVERANCE AND DEDICATION AWARD

**PIT MARTIN**  
1970

**BRYAN BERARD**  
2004



LEADERSHIP

PLAYERS

2019-20

OPPONENTS

TRADITION

RECORDS

PLAYOFFS

HISTORY

MINORS

MEDIA

# TROPHY WINNERS

## CONN SMYTHE TROPHY

PLAYOFFS MOST  
VALUABLE PLAYER

**JONATHAN TOEWS**  
2010

**PATRICK KANE**  
2013

**DUNCAN KEITH**  
2015

## WILLIAM M. JENNINGS TROPHY

GOALTENDER WITH FEWEST  
GOALS ALLOWED

**ED BELFOUR**  
1991, 1993, 1995

**COREY CRAWFORD**  
2013, 2015\*

**RAY EMERY**  
2013

\*SHARED WITH MONTREAL'S  
CAREY PRICE



LEADERSHIP

PLAYERS

2019-20

OPPONENTS

TRADITION

RECORDS

PLAYOFFS

HISTORY

MINORS

MEDIA

## LESTER PATRICK TROPHY OUTSTANDING SERVICE TO HOCKEY IN THE USA

**JAMES NORRIS**  
1967

**BOBBY HULL**  
1969

**JAMES D. NORRIS**  
1972

**THOMAS N. IVAN**  
1975

**STAN MIKITA**  
1976

**WILLIAM W. WIRTZ**  
1978

**ARTHUR M. WIRTZ**  
1985

**BOB PULFORD**  
2011



## JACK ADAMS AWARD COACH OF THE YEAR

**ORVAL TESSIER**  
1983



LEADERSHIP

PLAYERS

2019-20

OPPONENTS

TRADITION

RECORDS

PLAYOFFS

HISTORY

MINORS

MEDIA



# TROPHY WINNERS

## NHL ALL-STAR GAME MVP

MOST VALUABLE PLAYER:  
NHL ALL-STAR GAME

**TROY MURRAY**  
1986

**DIRK GRAHAM**  
1991

**JONATHAN TOEWS**  
2013

## CLARENCE S. CAMPBELL BOWL

REGULAR SEASON  
CHAMPIONS (WEST)

**REGULAR SEASON  
CHAMPIONS**  
WEST DIVISION (1968-74)  
1971, 1972, 1973

**WESTERN CONFERENCE  
CHAMPIONS**  
(1994-PRESENT)  
1992, 2010, 2013, 2015



LEADERSHIP

PLAYERS

2019-20

OPPONENTS

TRADITION

RECORDS

PLAYOFFS

HISTORY

MINORS

MEDIA

## PRESIDENTS' TROPHY

MOST POINTS DURING  
REGULAR SEASON

1991, 2013



## PRINCE OF WALES TROPHY

REGULAR SEASON CHAMPIONS

REGULAR SEASON  
CHAMPIONS  
(1938-67)  
1967

REGULAR SEASON  
CHAMPIONS  
EAST DIVISION (1968-74)  
1970



LEADERSHIP

PLAYERS

2019-20

OPPONENTS

TRADITION

RECORDS

PLAYOFFS

HISTORY

MINORS

MEDIA

# TROPHY WINNERS

## MESSIER LEADERSHIP AWARD

SUPERIOR LEADER AND  
CONTRIBUTING MEMBER  
OF SOCIETY

**JONATHAN TOEWS**  
2015

**TED LINDSAY AWARD**  
MOST OUTSTANDING PLAYER  
AS JUDGED BY THE NHLPA

**PATRICK KANE**  
2016

LEADERSHIP

PLAYERS

2019-20

OPPONENTS

TRADITION

RECORDS

PLAYOFFS

HISTORY

MINORS

MEDIA



# 1934 STANLEY CUP CHAMPIONSHIPS



**REGULAR-SEASON RECORD:** 20-17-11

**PLAYOFF RECORD:** 6-1-1

**QUARTERFINALS:** against the Montreal Canadiens. Chicago won total-goals series 4-3.

**SEMIFINALS:** against the Montreal Maroons. Chicago won total-goals series 6-2.

**FINAL:** against the Detroit Red Wings. Chicago won best-of-five series 3-1.

**HEAD COACH:** Tom Gorman

**ROSTER:** Charlie Gardiner in goal; Clarence "Taffy" Abel, Lionel Conacher, Art Coulter, Joe Starke, Duke Dutkowsky and Roger Jenkins on defense; and forwards Elywn "Doc" Romnes, Johnny Gottselig, Harold "Mush" March, Rosario Couture, Louis Trudel, Paul Thompson, Leroy Goldsworthy, Don McFayden, Tommy Cook, John Sheppard, Bill Kendall and Jack Leswick.

#### NOTES:

- Stanley Cup-winning goal: Harold "Mush" March in 30:05 of overtime against Detroit, score 1-0, series win 3-1.
- Charlie Gardiner won his second Vezina Trophy with his 1.73 goals-against average. He suffered a brain hemorrhage and died at age 29 on June 13, 1934, due to brain surgery complications, just eight weeks after the team won the Stanley Cup.



LEADERSHIP

PLAYERS

2019-20

OPPONENTS

TRADITION

RECORDS

PLAYOFFS

HISTORY

MINORS

MEDIA

# 1938 STANLEY CUP CHAMPIONSHIPS

LEADERSHIP
PLAYERS
2019-20
OPPONENTS
TRADITION
RECORDS
PLAYOFFS
HISTORY
MINORS
MEDIA



**REGULAR-SEASON RECORD:** 14-25-9

**PLAYOFF RECORD:** 7-3

**QUARTERFINALS:** against the Montreal Canadiens. Chicago won best-of-three series 2-1.

**SEMIFINALS:** against the New York Americans. Chicago won best-of-three series 2-1.

**FINAL:** against the Toronto Maple Leafs. Chicago won best-of-five series 3-1.

**HEAD COACH:** Bill Stewart

**ROSTER:** Mike Karakas, Paul Goodman and Alfie Moore in goal; Art Wiebe, Alex Levinsky, Harold Jackson, Bill MacKenzie, Earl Seibert, Virgil Johnson and Roger Jenkins on defense; and forwards Jack Shill, Carl Voss, Carl Dahlstrom, Harold "Mush" March, Paul Thompson, Johnny Gottselig, Elwyn "Doc" Romnes, Louis Trudel, Pete Palangio and Bert Connelly.

## NOTES:

- Stanley Cup-winning goal: Carl Voss in 16:45 of second period against Toronto, score 4-1, series win 3-1.
- Alfie Moore played his one and only game as a Blackhawk on April 3, 1938, against Toronto in a Stanley Cup Playoffs game and helped the team beat the Maple Leafs 3-1.





# 1961 STANLEY CUP CHAMPIONSHIPS



Front row, left to right - Glenn Hall, Ed Litzenberger, Reg Fleming, Arthur M. Wirtz (Pres.), Thomas N. Ivan (Gen. Mgr.), James D. Norris (Chmn.), Rudy Pilous (Coach), Bobby Hull, Red Hay, Dennis DeJordy.  
 Second row, left to right - John P. Gottselig (Dir. of Publicity), Eric Nesterenko, Dollard St. Laurent, Earl Balfour, Elmer Vasko, Ab McDonald, Al Arbour, Jack Evans, Wayne Hillman, Michael Wirtz (V. Pres.).  
 Third row, left to right - Nick Garen (Trainer), Murray Balfour, Pierre Pilote, Chico Maki, Stan Mikita, Ron Murphy, Wayne Hicks, Tod Sloan, Kenny Wharram, Walter Humeniuk (Equip. Mgr. and Spare Goalie).

**REGULAR-SEASON RECORD:** 29-24-17

**PLAYOFF RECORD:** 8-4

**SEMIFINALS:** against the Montreal Canadiens. Chicago won best-of-seven series 4-2.

**FINAL:** against the Detroit Red Wings. Chicago won best-of-seven series 4-2.

**HEAD COACH:** Rudy Pilous

**ROSTER:** Glenn Hall in goal; Pierre Pilote, Dollard St. Laurent, Jack Evans, Elmer Vasko, Al Arbour and Wayne Hillman on defense; and forwards Bobby Hull, Stan Mikita, Murray Balfour, Ken Wharram, Bill Hay, Eric Nesterenko, Ab McDonald, Ed Litzenberger, Ron Murphy, Tod Sloan, Reg Fleming, Chico Maki, Wayne Hicks and Earl Balfour.

## NOTES:

- Stanley Cup-winning goal: Ab McDonald in 18:49 of second period against Detroit, score 5-1, series win 4-2.
- In Game 3 of the semifinals, Murray Balfour scored the game-winning goal on a power play at 52:12 in overtime to defeat the Montreal Canadiens 2-1. Canadiens Head Coach Hector "Toe" Blake took a swing at referee Dalton McArthur due to the outcome of the game.



LEADERSHIP

PLAYERS

2019-20

OPPONENTS

TRADITION

RECORDS

PLAYOFFS

HISTORY

MINORS

MEDIA

# 2010 STANLEY CUP CHAMPIONSHIPS



**REGULAR-SEASON RECORD:** 52-22-8

**PLAYOFF RECORD:** 16-6

**CONF. QUARTERFINALS:** against the Nashville Predators. Chicago won best-of-seven series 4-2.

**CONF. SEMIFINALS:** against the Vancouver Canucks. Chicago won best-of-seven series 4-2.

**CONFERENCE FINAL:** against the San Jose Sharks. Chicago won best-of-seven series 4-0.

**FINAL:** against the Philadelphia Flyers. Chicago won best-of-seven series 4-2.

**HEAD COACH:** Joel Quenneville

**ROSTER:** Antti Niemi and Cristobal Huet in goal; Duncan Keith, Brent Seabrook, Niklas Hjalmarsson, Brent Sopel, Brian Campbell, Jordan Hendry and Nick Boynton on defense; and forwards Jonathan Toews, Patrick Kane, Patrick Sharp, Dustin Byfuglien, Dave Bolland, Marian Hossa, Kris Versteeg, John Madden, Troy Brouwer, Andrew Ladd, Ben Eager, Tomas Kopecky, Adam Burish, Bryan Bickell and Colin Fraser.

## NOTES:

- Stanley Cup-winning goal: Patrick Kane in 4:06 of first overtime period against Philadelphia, score 4-3, series win 4-2. The goal light at the Wachovia Center was never turned on due to the fact that the puck was wedged under the inner padding of Philadelphia's goal and was not initially seen by the linesman.
- There was one other game decided in overtime in the series, which Philadelphia won 4-3 (Game 3).



# 2013 STANLEY CUP CHAMPIONSHIPS



**REGULAR-SEASON RECORD:** 36-7-5

**PLAYOFF RECORD:** 16-7

**CONF. QUARTERFINALS:** against the Minnesota Wild. Chicago won best-of-seven series 4-1.

**CONF. SEMIFINALS:** against the Detroit Red Wings. Chicago won best-of-seven series 4-3.

**CONFERENCE FINAL:** against the Los Angeles Kings. Chicago won best-of-seven series 4-1.

**FINAL:** against the Boston Bruins. Chicago won best-of-seven series 4-2.

**HEAD COACH:** Joel Quenneville

**ROSTER:** Corey Crawford and Ray Emery in goal; Duncan Keith, Brent Seabrook, Niklas Hjalmarsson, Johnny Oduya, Michal Rozsival, Nick Leddy and Sheldon Brookbank on defense; and forwards Jonathan Toews, Patrick Kane, Patrick Sharp, Bryan Bickell, Dave Bolland, Marian Hossa, Michal Handzus, Michael Frolík, Brandon Saad, Andrew Shaw, Viktor Stalberg, Marcus Kruger, Daniel Carcillo, Jamal Mayers, Brandon Bollig and Ben Smith.

## NOTES:

- Stanley Cup-winning goal: Dave Bolland at 19:01 in the third period. The Blackhawks trailed Boston 2-1 until Bryan Bickell and Bolland each scored in a span of 17 seconds to secure the franchise's fifth championship.
- Three of Chicago's six overtime games occurred in the Stanley Cup Final, including a triple-overtime contest in Game 1 at the United Center. Andrew Shaw's tip-in ended the game after 112:08, marking the third-longest playoff game in franchise history at the time.



LEADERSHIP

PLAYERS

2019-20

OPPONENTS

TRADITION

RECORDS

PLAYOFFS

HISTORY

MINORS

MEDIA



# 2015 STANLEY CUP CHAMPIONSHIPS



**REGULAR-SEASON RECORD:** 48-28-6

**PLAYOFF RECORD:** 16-7

**FIRST ROUND:** against the Nashville Predators. Chicago won best-of-seven series 4-2.

**SECOND ROUND:** against the Minnesota Wild. Chicago won best-of-seven series 4-0.

**CONFERENCE FINAL:** against the Anaheim Ducks. Chicago won best-of-seven series 4-3.

**FINAL:** against the Tampa Bay Lightning. Chicago won best-of-seven series 4-2.

**HEAD COACH:** Joel Quenneville

**ROSTER:** Corey Crawford and Scott Darling in goal; Duncan Keith, Brent Seabrook, Niklas Hjalmarsson, Johnny Oduya, Michal Rozsival, Kimmo Timonen, David Rundblad, Kyle Cumiskey and Trevor van Riemsdyk on defense; and forwards Jonathan Toews, Patrick Kane, Patrick Sharp, Bryan Bickell, Marian Hossa, Brandon Saad, Brad Richards, Andrew Shaw, Marcus Kruger, Teuvo Teravainen, Antoine Vermette, Andrew Desjardins, Kris Versteeg, Joakim Nordstrom and Daniel Carcillo.

## NOTES:

- Stanley Cup-winning goal: Duncan Keith at 17:13 in the third period. The Conn Smythe recipient netted three game-winning goals during the playoffs, including two series-clinching tallies.
- The Blackhawks contested the longest game in franchise history, outlasting Anaheim over 116:12 in Game 2 of the Western Conference Final. Marcus Kruger tallied the game-winner late in triple overtime for a 3-2 win.



# HALL OF FAME INDUCTEES



## HOCKEY HALL OF FAME

BCE PLACE, 30 YONGE ST., TORONTO, ONTARIO, CANADA M5E 1X8 PH: 416-360-7735

PLAYERS	YEARS
SID ABEL	1952-53
ED BELFOUR	1988-97
DOUG BENTLEY	1939-52
MAX BENTLEY	1940-48
GEORGES BOUCHER	1931-32
FRANK BRIMSEK	1949-50
BILLY BURCH	1932-33
CHRIS CHELIOS	1990-99
PAUL COFFEY	1998-99
ART COULTER	1931-36
CECIL "BABE" DYE	1926-27
TONY ESPOSITO	1969-84
PHIL ESPOSITO	1963-67
BILL GADSBY	1946-54
CHARLIE GARDINER	1927-34
DOUG GILMOUR	1998-2000
MICHEL GOULET	1990-94
GLENN HALL	1957-67
DOMINIK HASEK	1990-92
GEORGE HAY	1926-27
BOBBY HULL	1957-72
DICK IRVIN	1926-29
GORDON "DUKE" KEATS	1928-29
HUGH LEHMAN	1926-28
TED LINDSAY	1957-60
HARRY LUMLEY	1951-52
MICKEY MacKAY	1926-28
STAN MIKITA	1958-80
HOWIE MORENZ	1934-36
BILL MOSIENKO	1941-55
BERT OLMSTEAD	1948-51
BOBBY ORR	1976-78
PIERRE PILOTE	1955-68
DENIS SAVARD	1980-90, 95-97
EARL SEIBERT	1936-44
ALLAN STANLEY	1954-56
JACK STEWART	1950-52

### INDUCTED

1969  
2011  
1964  
1966  
1960  
1966  
1974  
2013  
2004  
1974  
1970  
1988  
1984  
1970  
1945  
2011  
1998  
1975  
2014  
1958  
1983  
1958  
1958  
1966  
1980  
1952  
1983  
1945  
1965  
1985  
1979  
1975  
2000  
1963  
1981  
1964

### VETERANS

LIONEL CONACHER  
ROY CONACHER  
CLINT SMITH  
HARRY WATSON

### YEARS

1933-34  
1947-52  
1943-46  
1954-57

### INDUCTED

1994  
1998  
1991  
1994

### BUILDERS

AL ARBOUR  
BILL HAY  
THOMAS N. IVAN  
JOHN MARIUCCI  
FREDERIC McLAUGHLIN  
JAMES D. NORRIS  
JAMES E. NORRIS  
RUDY PILOUS  
BUD POILE  
ARTHUR M. WIRTZ  
WILLIAM W. WIRTZ

### INDUCTED

1996  
2015  
1974  
1985  
1963  
1962  
1958  
1985  
1990  
1971  
1976

### FOSTER HEWITT MEMORIAL AWARD

LLOYD PETTIT  
PAT FOLEY

### AWARDED

1986  
2014

### ELMER FERGUSON AWARD

BOB VERDI

### AWARDED

2016

LEADERSHIP

PLAYERS

2019-20

OPPONENTS

TRADITION

RECORDS

PLAYOFFS

HISTORY

MINORS

MEDIA

# HALL OF FAME INDUCTEES



## UNITED STATES HOCKEY HALL OF FAME

801 HAT TRICK AVE., P.O. BOX 657, EVELETH, MN 55734 PH: 218-744-5167

### PLAYERS

CLARENCE ABEL  
TONY AMONTE  
FRANK BRIMSEK  
CHRIS CHELIOS  
CARL "CULLY" DAHLSTROM  
VICTOR DESJARDINS  
VICTOR HEYLIGER  
PHIL HOUSLEY  
VIRGIL JOHNSON  
MICHAEL KARAKAS  
SAM LOPRESTI  
JOHN MARIUCCI  
EDDIE OLCZYK  
FIDO PURPUR  
JEREMY ROENICK  
DOC ROMNES  
GARY SUTER

### YEARS

1929-34  
1994-02  
1949-50  
1990-99  
1937-45  
1930-31  
1937-43  
2001-03  
1937-45  
1935-46  
1940-42  
1940-48  
1984-87, 1998-2000  
1941-45  
1988-96  
1930-38  
1994-98

### INDUCTED

1973  
2009  
1973  
2011  
1973  
1974  
2004  
1974  
1973  
1973  
2012  
1974  
2010  
1973  
2011

### COACHES

WILLIAM J. STEWART

### ADMINISTRATORS

WILLIAM W. WIRTZ

### YEARS

1937-39

### INDUCTED

1982

### INDUCTED

1984

LEADERSHIP

PLAYERS

2019-20

OPPONENTS

TRADITION

RECORDS

PLAYOFFS

HISTORY

MINORS

MEDIA

# NHL ALL-STAR TEAMS



## FIRST TEAM ALL-STARS

### GOALTENDER

CHARLIE GARDINER	1931, 1932, 1934
LORNE CHABOT	1935
GLENN HALL	1958, 1960, 1963, 1964, 1966
TONY ESPOSITO	1970, 1972, 1980
ED BELFOUR	1991, 1993

### DEFENSEMAN

LIONEL CONACHER	1934
EARL SEIBERT	1942, 1943, 1944
PIERRE PILOTE	1963, 1964, 1965, 1966, 1967
DOUG WILSON	1982
CHRIS CHELIOS	1993, 1995, 1996
<b>DUNCAN KEITH</b>	2010, 2014

### CENTER

MAX BENTLEY	1946
STAN MIKITA	1962, 1963, 1964
	1966, 1967, 1968

### LEFT WING

PAUL THOMPSON	1938
DOUG BENTLEY	1943, 1944, 1947
ROY CONACHER	1949
BOBBY HULL	1960, 1962, 1964, 1965, 1966
	1967, 1968, 1969, 1970, 1972

### RIGHT WING

KEN WHARRAM	1964, 1967
<b>PATRICK KANE</b>	2010, 2016, 2017

### COACH\*

PAUL THOMPSON	1940
---------------	------

## SECOND TEAM ALL-STARS

### GOALTENDER

CHARLIE GARDINER	1933
MIKE KARAKAS	1945
GLENN HALL	1961, 1962, 1967
TONY ESPOSITO	1973, 1974
ED BELFOUR	1995

### DEFENSEMAN

ART COULTER	1935
EARL SEIBERT	1936, 1937, 1938, 1939, 1940, 1941
BILL GADSBY	1953, 1954
PIERRE PILOTE	1960, 1961, 1962
ELMER "MOOSE" VASKO	1963, 1964
PAT STAPLETON	1966, 1971, 1972
BILL WHITE	1972, 1973, 1974
DOUG WILSON	1985, 1990
CHRIS CHELIOS	1991, 1997
<b>DUNCAN KEITH</b>	2017

### CENTER

MAX BENTLEY	1947
DOUG BENTLEY	1949
ED LITZENBERGER	1957
STAN MIKITA	1965, 1970
DENIS SAVARD	1983
<b>JONATHAN TOEWS</b>	2013

### LEFT WING

PAUL THOMPSON	1936
JOHN GOTTSSELIG	1939
GAYE STEWART	1948
BOBBY HULL	1963, 1971
DENNIS HULL	1973
ARTEM PANARIN	2017

### RIGHT WING

BILL MOSIENKO	1945, 1946
BUD POILE	1948
<b>PATRICK KANE</b>	2019

### COACH\*

DICK IRVIN	1931
PAUL THOMPSON	1942
JOHN GOTTSSELIG	1946

CURRENT PLAYERS IN **BOLD RED**.

\* 1946 WAS THE LAST YEAR THAT COACHES WERE SELECTED TO ALL-STAR TEAMS.

VOTING FOR THE ALL-STAR TEAM IS CONDUCTED AMONG REPRESENTATIVES OF THE PROFESSIONAL HOCKEY WRITERS ASSOCIATION.

LEADERSHIP

PLAYERS

2019-20

OPPONENTS

TRADITION

RECORDS

PLAYOFFS

HISTORY

MINORS

MEDIA

# ALL-STAR GAMES IN CHICAGO



## SECOND NHL ALL-STAR GAME, NOV. 3, 1948

### NHL ALL-STARS 3, TORONTO MAPLE LEAFS 1

The second annual NHL All-Star Game was a preseason match-up between the reigning champion Toronto Maple Leafs and the NHL All-Stars, which included three Blackhawks (Doug Bentley, Bud Poile and Gaye Stewart). Nineteen-year-old Gordie Howe made the first of his 23 All-Star Game appearances in the game and received a major penalty for fighting.

**DID YOU KNOW?** Max Bentley, whom the Blackhawks traded to Toronto the year before, returned to Chicago as a member of the Maple Leafs. With the defeat, it was the first time Bentley departed Chicago with a loss as a member of the Leafs.

## 15TH NHL ALL-STAR GAME, OCT. 7, 1961

### NHL ALL-STARS 3, CHICAGO BLACKHAWKS 1

Having won the 1961 Stanley Cup, Chicago was pitted against the NHL All-Stars led by Gordie Howe and Alex Delvecchio, who each registered a goal and an assist in the game. Eric Nesterenko tallied the lone Chicago goal in the loss.

**DID YOU KNOW?** Though he was part of the Stanley Cup championship team, Stan Mikita did not dress for the Blackhawks in the All-Star Game.

## 27TH NHL ALL-STAR GAME, JAN. 29, 1974

### WEST DIVISION ALL-STARS 6, EAST DIVISION ALL-STARS 4

With six players in the game, the Blackhawks led all teams in All-Star Game participants. A capacity crowd packed the old Chicago Stadium as Blackhawks goalie Tony Esposito earned the win in the West's come-from-behind victory.

**DID YOU KNOW?** At their request, Pit Martin, Jim Pappin and Dennis Hull — the members of the Blackhawks famed MPH Line — were introduced as a line rather than individuals during pregame introductions.

## 42ND NHL ALL-STAR GAME, JAN. 19, 1991

### CAMPBELL CONFERENCE 11, WALES CONFERENCE 5

Blackhawks defenseman Chris Chelios netted a goal, but St. Louis' Adam Oates (G, 4A) and Toronto's Vincent Damphousse (4G) stole the show for the victorious Campbell Conference All-Stars.

**DID YOU KNOW?** The most famous national anthem in Chicago Stadium history was sung before the contest. Anthem singer Wayne Messmer's vocals were nearly drowned out by the 18,472 cheering fans who showed their support for the troops in Operation Desert Storm, which had begun three days earlier.

LEADERSHIP

PLAYERS

2019-20

OPPONENTS

TRADITION

RECORDS

PLAYOFFS

HISTORY

MINORS

MEDIA

## CHICAGO STADIUM HISTORY

Opened on March 28, 1929, the Chicago Stadium served host to numerous sporting events, concerts and political conventions. Built at a cost of \$7 million, the Madhouse on Madison served as the home of the Chicago Bulls (1967-1994) and the Chicago Blackhawks (1929-1994) through the end of their respective seasons in 1994.

Over the years, the Stadium played host to the NBA, the NHL, the NASL and MISL, and even the NFL. On Dec. 15, 1930, the Chicago Bears and the St. Louis Cardinals played the NFL's first indoor football game on an 80-yard field. The game, played as an exhibition contest that the Bears won 9-7, served as a charity game to aid those affected by the Great Depression. Just over two years later, on Dec. 18, 1932, the Bears returned to play the Portsmouth (Ohio) Spartans in the 1932 NFL Championship Game. In front of 11,198 fans, Bronko Nagurski found Red Grange on a two-yard touchdown pass to help lead the Bears to a 9-0 win and claim the NFL Championship.

For 65 years, the Chicago Blackhawks called historic Chicago Stadium home. After playing their inaugural season at International Amphitheatre in 1966-67, the Chicago Bulls moved to the West side in the fall of 1967. Between the two teams, the Stadium hosted 10 Stanley Cup Finals and three NBA Finals. The Stadium, which was located at 1800 W. Madison St., was demolished in February 1995.



## CHICAGO STADIUM FACTS AND FIGURES

Seating capacity.....	18,676 for basketball and 17,317 for hockey
First sporting event.....	Tommy Loughran defended his light heavyweight title against Mickey Walker before 14,554 fans on March 28, 1929
First Bulls game.....	St. Louis Hawks defeated the Bulls 104-98 on Feb. 11, 1967
Last Bulls game.....	Game 6 of the Eastern Conference Semifinals, a 93-79 Bulls win over the New York Knicks on May 20, 1994
Largest Bulls game.....	21,652 on April 8, 1977 against the Houston Rockets
First Blackhawks game.....	3-1 victory over the Pittsburgh Pirates on Dec. 15, 1929
Last Blackhawks game.....	Game 6 of the Conference Quarterfinals, a 1-0 defeat to the Toronto Maple Leafs on April 28, 1994
Largest Blackhawks game.....	20,069 on April 10, 1982 vs. the Minnesota North Stars
Smallest Blackhawks game.....	527 on Jan. 26, 1978 vs. Cleveland Barons
Championships won at the Stadium.....	1934 Stanley Cup, 1938 Stanley Cup, 1992 NBA Finals

- Site of the 1973 and 1988 NBA All-Star Games, and the NHL All-Star Games in 1948, 1961, 1974 and 1991
- Hosted the funeral of Chicago Mayor Anton J. Cermak on March 10, 1933
- Hosted the Democratic National Convention in 1932, 1940 and 1944, as well as the Republican National Convention in 1932 and 1944
- Home of the "famous" 3,663-pipe Barton organ
- Was the first major arena equipped with an air-conditioning system

LEADERSHIP

PLAYERS

2019-20

OPPONENTS

TRADITION

RECORDS

PLAYOFFS

HISTORY

MINORS

MEDIA



**CBH SHOP**




Visit the official shop of the Chicago Blackhawks at [CBHShop.com](https://www.cbhshop.com)




**RECORDS**


# FRANCHISE LEADERS



STAN MIKITA



BOBBY HULL



DENIS SAVARD


## GAMES PLAYED IN A BLACKHAWKS UNIFORM

RK.	NAME	GAMES PLAYED	SEASONS
1	STAN MIKITA	1,394	22
2	<b>DUNCAN KEITH</b>	<b>1,138</b>	<b>15</b>
3	<b>BRENT SEABROOK</b>	<b>1,114</b>	<b>15</b>
4	BOBBY HULL	1,036	15
5	ERIC NESTERENKO	1,013	16
6	BOB MURRAY	1,008	15
7	<b>PATRICK KANE</b>	<b>973</b>	<b>13</b>
8	<b>JONATHAN TOEWS</b>	<b>943</b>	<b>13</b>
9	DOUG WILSON	938	13
10	DENNIS HULL	904	13
11	STEVE LARMER	891	13
12	DENIS SAVARD	881	13
13	TONY ESPOSITO	873	15
14	CHICO MAKI	841	14
15	PIERRE PILOTE	821	13
16	CLIFF KOROLL	814	11
17	KEITH BROWN	812	14
18	KEN WHARRAM	766	14
19	HAROLD "MUSH" MARCH	761	17
20	PATRICK SHARP	749	11
21	PIT MARTIN	740	11
22	DOUG JARRETT	721	11
23	BILL MOSIENKO	711	14
24	TROY MURRAY	688	12
25	CHRIS CHELIOS	664	9
26	JOHN MARKS	657	10
27	ELMER "MOOSE" VASKO	641	10
28	TONY AMONTE	627	9
29	NIKLAS HJALMARSSON	623	10
30	GLENN HALL	618	10

RK.	NAME	GAMES PLAYED	SEASONS
31	ERIC DAZE	601	11
32	JOHN GOTTSSELIG	591	16
33	KEITH MAGNUSON	589	11
34	GRANT MULVEY	574	9
35	DIRK GRAHAM	546	8
36	DOUG BENTLEY	545	12
	PAT STAPLETON	545	8
38	MARIAN HOSSA	534	8
39	ALEX ZHAMNOV	528	8
40	JEREMY ROENICK	524	8
41	J.P. BORDELEAU	519	9
42	BILL HAY	506	8
43	PHIL RUSSELL	504	7
44	COREY CRAWFORD	488	13
	JIM PAPPIN	488	7
45	TOM LYSIAK	474	8
46	MARCUS KRUGER	472	8
47	BILL GADSBY	468	9
48	AL SECORD	466	8
49	BOB PROBERT	461	7
50	RON MURPHY	459	7
51	DARCY ROTA	448	6
52	ED LITZENBERGER	438	7
53	DAVE MANSON	431	7
54	RICK PATERSON	430	8
55	RICH PRESTON	429	6
56	BRANDON SAAD	428	7
57	BRENT SUTTER	417	7
58	DOUG MOHNS	415	7
	BILL WHITE	415	7
	ED BELFOUR	415	8

CURRENT PLAYERS IN **BOLD RED**.


# FRANCHISE LEADERS



STEVE LARMER



DENNIS HULL



DOUG WILSON

## GOALS SCORED IN A BLACKHAWKS UNIFORM

RK.	NAME	GOALS	RK.	NAME	GOALS
1	BOBBY HULL	604	32	TOM LYSIAK	137
2	STAN MIKITA	541	33	BOB MURRAY	132
3	STEVE LARMER	406	34	STEVE SULLIVAN	118
4	<b>PATRICK KANE</b>	<b>389</b>		PAUL THOMPSON	118
5	DENIS SAVARD	377	36	DARCY ROTA	117
6	<b>JONATHAN TOEWS</b>	<b>345</b>	37	DOUG MOHNS	116
7	DENNIS HULL	298	38	BRANDON SAAD	114
8	TONY AMONTE	268	39	BILL HAY	113
9	JEREMY ROENICK	267	40	RED HAMILL	112
10	BILL MOSIENKO	258		JOHN MARKS	112
11	KEN WHARRAM	252	42	STEVE THOMAS	110
12	PATRICK SHARP	249	43	MAX BENTLEY	109
13	PIT MARTIN	243	44	RON MURPHY	105
14	ERIC DAZE	226	45	<b>BRENT SEABROOK</b>	<b>103</b>
15	DOUG WILSON	225	46	ROY CONACHER	102
16	DOUG BENTLEY	217	47	<b>DUNCAN KEITH</b>	<b>101</b>
17	JIM PAPPIN	216	48	J.P. BORDELEAU	97
18	AL SECORD	213	49	RICH PRESTON	96
19	CLIFF KOROLL	208	50	TED BULLEY	94
20	ERIC NESTERENKO	207		CURT FRASER	94
21	TROY MURRAY	197		GEORGE GEE	94
22	MARIAN HOSSA	186	53	WAYNE PRESLEY	93
23	JOHN GOTTSSELIG	176	54	CHRIS CHELIOS	92
24	DARRYL SUTTER	161		MICHEL GOULET	92
25	HAROLD "MUSH" MARCH	153	56	CARL "CULLY" DAHLSTROM	88
26	DIRK GRAHAM	152	57	GUS BODNAR	87
27	GRANT MULVEY	148	58	<b>ALEX DEBRINCAT</b>	<b>87</b>
28	ED LITZENBERGER	145		KYLE CALDER	85
29	CHICO MAKI	143	60	JOE MURPHY	83
30	IVAN BOLDIREV	140			
	ALEX ZHAMNOV	140			

CURRENT PLAYERS IN **BOLD RED**.

LEADERSHIP

PLAYERS

2019-20

OPPONENTS

TRADITION

RECORDS

PLAYOFFS


HISTORY

MINORS

MEDIA

# FRANCHISE LEADERS

LEADERSHIP
PLAYERS
2019-20
OPPONENTS
TRADITION
RECORDS
PLAYOFFS
HISTORY
MINORS
MEDIA



PIERRE PILOTE



CHRIS CHELIOS



PIT MARTIN

## ASSISTS IN A BLACKHAWKS UNIFORM

RK.	NAME	ASSISTS
1	STAN MIKITA	926
2	DENIS SAVARD	719
3	<b>PATRICK KANE</b>	<b>633</b>
4	DOUG WILSON	554
5	BOBBY HULL	549
6	STEVE LARMER	517
7	<b>DUNCAN KEITH</b>	<b>509</b>
8	<b>JONATHAN TOEWS</b>	<b>470</b>
9	PIERRE PILOTE	400
10	CHRIS CHELIOS	395
11	PIT MARTIN	384
12	BOB MURRAY	382
13	<b>BRENT SEABROOK</b>	<b>361</b>
14	DENNIS HULL	342
15	JEREMY ROENICK	329
16	DOUG BENTLEY	314
17	CHICO MAKI	293
18	TROY MURRAY	291
19	ERIC NESTERENKO	288
20	PAT STAPLETON	286
21	ALEX ZHAMNOV	284
22	PATRICK SHARP	283
23	BILL MOSIENKO	282
24	KEN WHARRAM	281
25	TOM LYSIAK	275
26	TONY AMONTE	273
	BILL HAY	273
28	KEITH BROWN	266
29	CLIFF KOROLL	254
30	HAROLD "MUSH" MARCH	231

RK.	NAME	ASSISTS
31	MARIAN HOSSA	229
32	JIM PAPPIN	228
33	ED LITZENBERGER	199
34	JOHN GOTTSSELIG	196
35	IVAN BOLDIREV	195
36	DIRK GRAHAM	191
37	STEVE SULLIVAN	185
38	DOUG JARRETT	178
39	PHIL RUSSELL	176
40	ERIC DAZE	172
41	JOHN MARKS	163
	DOUG MOHNS	163
43	AL SECORD	160
44	DICK REDMOND	156
45	ELMER "MOOSE" VASKO	153
46	BILL WHITE	149
47	MAX BENTLEY	147
48	PAUL THOMPSON	146
49	BRENT SUTTER	143
50	GUS BODINAR	142
51	TERRY RUSKOWSKI	138
52	EARL SEIBERT	134
53	GRANT MULVEY	133
54	EDDIE OLCZYK	132
	BILL GADSBY	132
56	GEORGE GEE	130
57	BRANDON SAAD	127
	RON MURPHY	127
	RICHARD PRESTON	127
60	J.P. BORDELEAU	126
	GARY SUTER	126

CURRENT PLAYERS IN **BOLD RED**.


# FRANCHISE LEADERS



JEREMY ROENICK



TONY AMONTE



TROY MURRAY

## POINTS SCORED IN A BLACKHAWKS UNIFORM

RK.	NAME	POINTS
1	STAN MIKITA	1,467
2	BOBBY HULL	1,153
3	DENIS SAVARD	1,096
4	<b>PATRICK KANE</b>	<b>1,022</b>
5	STEVE LARMER	923
6	<b>JONATHAN TOEWS</b>	<b>815</b>
7	DOUG WILSON	779
8	DENNIS HULL	640
9	PIT MARTIN	627
10	<b>DUNCAN KEITH</b>	<b>610</b>
11	JEREMY ROENICK	596
12	TONY AMONTE	541
13	BILL MOSIENKO	540
14	KEN WHARRAM	533
15	PATRICK SHARP	532
16	DOUG BENTLEY	531
17	BOB MURRAY	514
18	ERIC NESTERENKO	495
19	TROY MURRAY	488
20	CHRIS CHELIOS	487
21	PIERRE PILOTE	477
22	<b>BRENT SEABROOK</b>	<b>464</b>
23	CLIFF KOROLL	462
24	JIM PAPPIN	444
25	CHICO MAKI	436
26	ALEX ZHAMNOV	424
27	MARIAN HOSSA	415
28	TOM LYSIAK	412
29	ERIC DAZE	398
30	BILL HAY	386

RK.	NAME	POINTS
31.	HAROLD "MUSH" MARCH	384
32.	AL SECORD	373
33	JOHN GOTTSSELIG	372
34	ED LITZENBERGER	344
35	DIRK GRAHAM	343
36	IVAN BOLDIREV	335
37	KEITH BROWN	330
38	PAT STAPLETON	327
39	STEVE SULLIVAN	303
40	GRANT MULVEY	281
41	DOUG MOHNS	279
	DARRYL SUTTER	279
43	JOHN MARKS	275
44	PAUL THOMPSON	264
45	MAX BENTLEY	256
46	BRANDON SAAD	241
47	RON MURPHY	232
48	STEVE THOMAS	230
49	GUS BODNAR	229
	PHIL RUSSELL	229
51	ROY CONACHER	227
	DICK REDMOND	227
	DARCY ROTA	227
54	GEORGE GEE	224
55	J.P. BORDELEAU	223
	RICH PRESTON	223
57	BRENT SUTTER	219
58	DOUG JARRETT	216
59	CURT FRASER	214
60	KYLE CALDER	210

CURRENT PLAYERS IN **BOLD RED**.

LEADERSHIP

PLAYERS

2019-20

OPPONENTS

TRADITION

RECORDS

PLAYOFFS

HISTORY

MINORS

MEDIA



# SCORING LEADERS

## SEASON

1926-27  
1927-28  
1928-29  
1929-30  
1930-31  
1931-32  
1932-33  
1933-34  
1934-35  
1935-36  
1936-37  
1937-38  
1938-39  
1939-40  
1940-41  
1941-42  
1942-43  
1943-44  
1944-45  
1945-46  
1946-47  
1947-48  
1948-49  
1949-50  
1950-51  
1951-52  
1952-53  
1953-54  
1954-55  
1955-56  
1956-57  
1957-58  
1958-59  
1959-60  
1960-61  
1961-62  
1962-63  
1963-64  
1964-65  
1965-66  
1966-67  
1967-68  
1968-69  
1969-70  
1970-71

## GOALS

BABE DYE  
MICKEY MACKAY  
VIC RIPLEY  
JOHN GOTTSSELIG  
JOHN GOTTSSELIG  
JOHN GOTTSSELIG  
PAUL THOMPSON  
PAUL THOMPSON  
JOHN GOTTSSELIG  
PAUL THOMPSON  
PAUL THOMPSON  
PAUL THOMPSON  
JOHN GOTTSSELIG  
DOUG BENTLEY  
GEORGE ALLEN  
RED HAMILL  
**DOUG BENTLEY**  
**DOUG BENTLEY**  
BILL MOSIENKO  
MAX BENTLEY  
MAX BENTLEY  
GAYE STEWART  
ROY CONACHER  
METRO PRYSTAI  
ROY CONACHER  
BILL MOSIENKO  
JIM MCFADDEN  
PETE CONACHER  
GEORGE "RED" SULLIVAN  
JOHN WILSON  
ED LITZENBERGER  
ED LITZENBERGER  
ED LITZENBERGER  
**BOBBY HULL**  
BOBBY HULL  
**BOBBY HULL**  
BOBBY HULL/**STAN MIKITA**  
**BOBBY HULL**  
BOBBY HULL  
**BOBBY HULL**  
**BOBBY HULL**  
**BOBBY HULL**  
**BOBBY HULL**  
**BOBBY HULL**  
STAN MIKITA  
BOBBY HULL

25  
17  
11  
21  
20  
13  
13  
20  
19  
17  
17  
22  
16  
12  
14  
18  
**33**  
**38**  
28  
31  
29  
26  
29  
26  
31  
23  
19  
19  
24  
32  
32  
33  
**39**  
31  
**50**  
31  
**43**  
39  
**54**  
**52**  
**44**  
**58**  
39  
44

## ASSISTS

**DICK IRVIN**  
DUKE KEATS/CHARLEY MCVEIGH  
ERNEST "TY" ARBOUR  
TOMMY COOK  
TOMMY COOK  
JOHN GOTTSSELIG  
PAUL THOMPSON  
ELWYN "DOC" ROMNES  
HOWIE MORENZ  
ELWIN "DOC" ROMNES  
JOHN GOTTSSELIG  
P. THOMPSON/E. ROMNES  
JOHN GOTTSSELIG  
CARL "CULLY" DAHLSTROM  
DOUG BENTLEY  
BILL THOMS  
MAX BENTLEY  
**CLINT SMITH**  
CLINT SMITH  
MAX BENTLEY/BILL MOSIENKO  
MAX BENTLEY  
**DOUG BENTLEY**  
**DOUG BENTLEY**  
BEP GUIDOLIN  
JIM CONACHER  
GEORGE GEE  
CAL GARDNER  
LARRY WILSON  
GEORGE "RED" SULLIVAN  
ED LITZENBERGER  
ED LITZENBERGER  
BOBBY HULL  
ED LITZENBERGER  
BOBBY HULL  
BILL HAY  
BILL HAY/**STAN MIKITA**  
STAN MIKITA  
STAN MIKITA  
**STAN MIKITA**  
**STAN MIKITA**  
STAN MIKITA  
STAN MIKITA  
STAN MIKITA  
BOBBY HULL

**18**  
8  
4  
16  
14  
16  
20  
21  
26  
25  
21  
22  
23  
19  
20  
30  
44  
**49**  
31  
30  
43  
**37**  
**43**  
34  
27  
31  
24  
33  
42  
29  
32  
34  
44  
42  
48  
52  
45  
50  
**59**  
**48**  
**62**  
47  
67  
47  
52

## TOTAL POINTS

DICK IRVIN  
DUKE KEATS  
VIC RIPLEY  
TOMMY COOK  
JOHN GOTTSSELIG  
JOHN GOTTSSELIG  
PAUL THOMPSON  
PAUL THOMPSON  
PAUL THOMPSON  
PAUL THOMPSON  
PAUL THOMPSON  
PAUL THOMPSON  
JOHN GOTTSSELIG  
CARL "CULLY" DAHLSTROM  
BILL THOMS  
BILL THOMS  
**DOUG BENTLEY**  
DOUG BENTLEY  
BILL MOSIENKO/CLINT SMITH  
**MAX BENTLEY**  
**MAX BENTLEY**  
DOUG BENTLEY  
**ROY CONACHER**  
ROY CONACHER  
ROY CONACHER  
BILL MOSIENKO  
JIM MCFADDEN  
LARRY WILSON  
GEORGE "RED" SULLIVAN  
GEORGE "RED" SULLIVAN  
ED LITZENBERGER  
ED LITZENBERGER  
ED LITZENBERGER  
**BOBBY HULL**  
BILL HAY  
**BOBBY HULL**  
STAN MIKITA  
**STAN MIKITA**  
**STAN MIKITA**  
**BOBBY HULL**  
**STAN MIKITA**  
**STAN MIKITA**  
BOBBY HULL  
STAN MIKITA  
BOBBY HULL

36  
22  
13  
30  
32  
29  
33  
36  
39  
40  
35  
44  
39  
30  
32  
45  
**73**  
77  
54  
**61**  
**72**  
57  
**68**  
56  
50  
53  
44  
42  
61  
40  
64  
62  
77  
**81**  
59  
**84**  
76  
**89**  
**87**  
**97**  
**97**  
**87**  
107  
86  
96

\***BOLD** INDICATES PLAYER WHO LED THE LEAGUE IN SCORING.

# SCORING LEADERS

SEASON	GOALS	ASSISTS	TOTAL POINTS
1971-72	BOBBY HULL	PIT MARTIN	BOBBY HULL
1972-73	JIM PAPPIN	PIT MARTIN	JIM PAPPIN
1973-74	JIM PAPPIN	STAN MIKITA	STAN MIKITA
1974-75	STAN MIKITA/JIM PAPPIN	STAN MIKITA	STAN MIKITA
1975-76	PIT MARTIN	DALE TALLON	PIT MARTIN
1976-77	IVAN BOLDIREV/DARCY ROTA	IVAN BOLDIREV	IVAN BOLDIREV
1977-78	IVAN BOLDIREV	IVAN BOLDIREV	IVAN BOLDIREV
1978-79	IVAN BOLDIREV	STAN MIKITA	IVAN BOLDIREV
1979-80	GRANT MULVEY	TERRY RUSKOWSKI	TERRY RUSKOWSKI
1980-81	DARRYL SUTTER	TOM LYSIAK	TOM LYSIAK
1981-82	AL SECORD	DENIS SAVARD	DENIS SAVARD
1982-83	AL SECORD	DENIS SAVARD	DENIS SAVARD
1983-84	DENIS SAVARD	DENIS SAVARD	DENIS SAVARD
1984-85	STEVE LARMER	DENIS SAVARD	DENIS SAVARD
1985-86	DENIS SAVARD	DENIS SAVARD	DENIS SAVARD
1986-87	DENIS SAVARD	STEVE LARMER	DENIS SAVARD
1987-88	DENIS SAVARD	DENIS SAVARD	DENIS SAVARD
1988-89	STEVE LARMER	DENIS SAVARD	STEVE LARMER
1989-90	STEVE THOMAS	STEVE LARMER	STEVE LARMER
1990-91	STEVE LARMER	STEVE LARMER	STEVE LARMER
1991-92	JEREMY ROENICK	JEREMY ROENICK	JEREMY ROENICK
1992-93	JEREMY ROENICK	CHRIS CHELIOS	JEREMY ROENICK
1993-94	JEREMY ROENICK	JEREMY ROENICK	JEREMY ROENICK
1994-95	JOE MURPHY	CHRIS CHELIOS	BERNIE NICHOLLS
1995-96	JEREMY ROENICK	CHRIS CHELIOS	CHRIS CHELIOS
1996-97	TONY AMONTE	ALEX ZHAMNOV	TONY AMONTE
1997-98	TONY AMONTE/ERIC DAZE	TONY AMONTE	TONY AMONTE
1998-99	TONY AMONTE	ALEX ZHAMNOV	TONY AMONTE
1999-2000	TONY AMONTE	STEVE SULLIVAN	TONY AMONTE
2000-01	TONY AMONTE	STEVE SULLIVAN	STEVE SULLIVAN
2001-02	ERIC DAZE	MICHAEL NYLANDER	ERIC DAZE
2002-03	STEVE SULLIVAN	ALEX ZHAMNOV	STEVE SULLIVAN
2003-04	TUOMO RUUTU	BRYAN BERARD	TYLER ARNASON
2004-05		-SEASON CANCELED -	
2005-06	KYLE CALDER	KYLE CALDER	KYLE CALDER
2006-07	MARTIN HAVLAT	MARTIN HAVLAT	MARTIN HAVLAT
2007-08	PATRICK SHARP	PATRICK KANE	PATRICK KANE
2008-09	JONATHAN TOEWS	MARTIN HAVLAT	MARTIN HAVLAT
2009-10	PATRICK KANE	PATRICK KANE	PATRICK KANE
2010-11	PATRICK SHARP	PATRICK KANE	JONATHAN TOEWS
2011-12	PATRICK SHARP	MARIAN HOSSA	MARIAN HOSSA
2012-13	P. KANE/J. TOEWS	PATRICK KANE	PATRICK KANE
2013-14	PATRICK SHARP	DUNCAN KEITH	PATRICK SHARP
2014-15	JONATHAN TOEWS	MARIAN HOSSA	JONATHAN TOEWS
2015-16	PATRICK KANE	PATRICK KANE	<b>PATRICK KANE</b>
2016-17	PATRICK KANE	PATRICK KANE	PATRICK KANE
2017-18	ALEX DEBRINCAT	PATRICK KANE	PATRICK KANE
2018-19	PATRICK KANE	PATRICK KANE	PATRICK KANE
2019-20	PATRICK KANE	PATRICK KANE	PATRICK KANE

\***BOLD** INDICATES PLAYER WHO LED THE LEAGUE IN SCORING.

LEADERSHIP
PLAYERS
2019-20
OPPONENTS
TRADITION
RECORDS
PLAYOFFS
HISTORY
MINORS
MEDIA



# SINGLE-SEASON LEADERS

## GOALS

RK	G	PLAYER	SEASON
1	58	BOBBY HULL	1968-69
2	54	BOBBY HULL	1965-66
	54	AL SECORD	1982-83
4	53	JEREMY ROENICK	1991-92
5	52	BOBBY HULL	1966-67
6	50	BOBBY HULL	1961-62
	50	BOBBY HULL	1971-72
	50	JEREMY ROENICK	1992-93
9	47	DENIS SAVARD	1985-86
10	46	<b>PATRICK KANE</b>	<b>2015-16</b>
	46	STEVE LARMER	1984-85
	46	JEREMY ROENICK	1993-94
13	45	TROY MURRAY	1985-86
14	44	<b>PATRICK KANE</b>	<b>2018-19</b>
	44	BOBBY HULL	1967-68
	44	BOBBY HULL	1970-71
	44	AL SECORD	1981-82
	44	DENIS SAVARD	1987-88
	44	STEVE LARMER	1990-91
	44	TONY AMONTE	1998-99
21	43	BOBBY HULL	1963-64
	43	STEVE LARMER	1982-83
	43	RICK VAIVE	1987-88
	43	STEVE LARMER	1988-89
	43	TONY AMONTE	1999-2000
26	41	<b>ALEX DEBRINCAT</b>	<b>2018-19</b>
	41	JIM PAPPIN	1972-73
	41	STEVE LARMER	1987-88
	41	JEREMY ROENICK	1990-91
	41	TONY AMONTE	1996-97

## ASSISTS

RK	A	PLAYER	SEASON
1	87	DENIS SAVARD	1981-82
	87	DENIS SAVARD	1987-88
3	86	DENIS SAVARD	1982-83
4	69	DENIS SAVARD	1985-86
5	67	STAN MIKITA	1968-69
	67	DENIS SAVARD	1984-85
7	66	<b>PATRICK KANE</b>	<b>2018-19</b>
8	62	STAN MIKITA	1966-67
9	61	PIT MARTIN	1972-73
	61	JEREMY ROENICK	1993-94
11	60	<b>PATRICK KANE</b>	<b>2015-16</b>
	59	STAN MIKITA	1964-65
	59	DENIS SAVARD	1988-89
	59	STEVE LARMER	1989-90
15	58	CHRIS CHELIOS	1992-93
	58	CHRIS CHELIOS	1995-96
	58	<b>PATRICK KANE</b>	<b>2009-10</b>
18	57	DENIS SAVARD	1983-84
	57	STEVE LARMER	1990-91
	57	JEREMY ROENICK	1992-93
21	56	STAN MIKITA	1972-73
	56	STEVE LARMER	1986-87
23	55	TERRY RUSKOWSKI	1979-80
	55	TOM LYSIAK	1980-81
	55	<b>DUNCAN KEITH</b>	<b>2009-10</b>
	55	<b>DUNCAN KEITH</b>	<b>2013-14</b>
	55	<b>PATRICK KANE</b>	<b>2016-17</b>
28	54	DOUG WILSON	1984-85
	54	TROY MURRAY	1985-86
30	53	DENIS SAVARD	1989-90
	53	JEREMY ROENICK	1990-91

LEADERSHIP

PLAYERS

2019-20

OPPONENTS

TRADITION

RECORDS

PLAYOFFS

HISTORY

MINORS

MEDIA

# SINGLE-SEASON LEADERS

## POINTS

RK	PTS	PLAYER	SEASON
1	131	DENIS SAVARD	1987-88
2	121	DENIS SAVARD	1982-83
3	119	DENIS SAVARD	1981-82
4	116	DENIS SAVARD	1985-86
5	<b>110</b>	<b>PATRICK KANE</b>	<b>2018-19</b>
6	107	BOBBY HULL	1968-69
	107	JEREMY ROENICK	1992-93
	107	JEREMY ROENICK	1993-94
9	<b>106</b>	<b>PATRICK KANE</b>	<b>2015-16</b>
10	105	DENIS SAVARD	1984-85
11	103	JEREMY ROENICK	1991-92
12	101	STEVE LARMER	1990-91
13	99	TROY MURRAY	1985-86
14	97	BOBBY HULL	1965-66
	97	STAN MIKITA	1966-67
	97	STAN MIKITA	1968-69
17	96	BOBBY HULL	1970-71
18	94	DENIS SAVARD	1983-84
	94	JEREMY ROENICK	1990-91
20	93	BOBBY HULL	1971-72
21	92	JIM PAPPIN	1972-73
22	90	PIT MARTIN	1972-73
	90	DENNIS HULL	1972-73
	90	STEVE LARMER	1982-83
	90	DENIS SAVARD	1986-87
	90	STEVE LARMER	1989-90
27	<b>89</b>	<b>PATRICK KANE</b>	<b>2016-17</b>
	89	STAN MIKITA	1963-64
	89	STEVE LARMER	1987-88
30	<b>88</b>	<b>PATRICK KANE</b>	<b>2009-10</b>

CURRENT PLAYERS IN **BOLD RED**.

## PENALTY MINUTES

RK	PIM	PLAYER	SEASON
1	408	MIKE PELLUSO	1991-92
2	352	DAVE MANSON	1988-89
3	326	BOB PROBERT	1996-97
4	320	MIKE PELLUSO	1990-91
5	313	BRYAN MARCHMENT	1992-93
6	304	STEVE SMITH	1991-92
7	303	AL SECORD	1981-82
	303	WAYNE VAN DORP	1989-90
9	301	DAVE MANSON	1989-90
10	289	KEITH MAGNUSON	1970-71
11	282	CHRIS CHELIOS	1992-93
12	260	PHIL RUSSELL	1974-75
13	252	TERRY RUSKOWSKI	1979-80
14	246	DAVE HUTCHISON	1981-82
15	245	CHRIS CHELIOS	1991-92
16	237	BOB PROBERT	1995-96
17	234	STU GRIMSON	1991-92
18	233	ENRICO CICCONE	1996-97
	233	PHIL RUSSELL	1976-77
20	225	TERRY RUSKOWSKI	1980-81
21	224	ADAM CREIGHTON	1989-90
22	214	DUANE SUTTER	1988-89
	214	STEVE SMITH	1992-93
	214	ADAM BURISH	2007-08
25	213	KEITH MAGNUSON	1969-70
26	212	CHRIS CHELIOS	1993-94
27	208	GARY NYLUND	1987-88
28	206	BOB PROBERT	1998-99
29	204	GLEN COCHRANE	1987-88
	204	BOB MCGILL	1989-90

CURRENT PLAYERS IN **BOLD RED**.

LEADERSHIP

PLAYERS

2019-20

OPPONENTS

TRADITION

RECORDS

PLAYOFFS

HISTORY

MINORS

MEDIA

# ALL-TIME HAT TRICK LEADERS

LEADERSHIP	PLAYERS	2019-20	OPPONENTS	TRADITION	RECORDS	PLAYOFFS	HISTORY	MINORS	MEDIA
------------	---------	---------	-----------	-----------	---------	----------	---------	--------	-------

NAME	3GG	4GG	5GG	TOT
BOBBY HULL	24	4	0	28
STAN MIKITA	14	2	0	16
DENIS SAVARD	11	0	0	11
STEVE LARMER	9	0	0	9
DOUG BENTLEY	6	2	0	8
JIM PAPPIN	7	0	0	7
JEREMY ROENICK	4	2	0	6
AL SECORD	4	2	0	6
ERIC DAZE	5	1	0	6
TONY AMONTE	6	0	0	6
<b>JONATHAN TOEWS</b>	<b>6</b>	<b>0</b>	<b>0</b>	<b>6</b>
<b>PATRICK KANE</b>	<b>6</b>	<b>0</b>	<b>0</b>	<b>6</b>
GRANT MULVEY	4	0	1	5
MAX BENTLEY	4	1	0	5
PIT MARTIN	4	1	0	5
BILL MOSIENKO	4	1	0	5
KEN WHARRAM	5	0	0	5
STEVE THOMAS	3	1	0	4
TROY MURRAY	4	0	0	4
PATRICK SHARP	4	0	0	4
<b>ALEX DEBRINCAT</b>	<b>4</b>	<b>0</b>	<b>0</b>	<b>4</b>
BERNIE NICHOLLS	1	2	0	3
BRIAN NOONAN	2	1	0	3
DARRYL SUTTER	2	1	0	3
PAUL THOMPSON	2	1	0	3
IVAN BOLDIREV	3	0	0	3
TED BULLEY	3	0	0	3
MICHEL GOULET	3	0	0	3
CLIFF KOROLL	3	0	0	3
DARCY ROTA	3	0	0	3
ROY CONACHER	3	0	0	3
RICK VAIVE	3	0	0	3
JOHN GOTTSSELIG	1	1	0	2
FRANK INGRAM	1	1	0	2
ALEX KALETA	1	1	0	2
TYLER ARNASON	2	0	0	2
TOM COOK	2	0	0	2
CULLY DAHLSTROM	2	0	0	2
RED HAMILL	2	0	0	2
JEFF HAMILTON	2	0	0	2
DENNIS HULL	2	0	0	2
REG KERR	2	0	0	2
JOCELYN LEMIEUX	2	0	0	2
ED LITZENBERGER	2	0	0	2
TOM LYSIAK	2	0	0	2
DOUG MOHNS	2	0	0	2
STEVE SULLIVAN	2	0	0	2
PLAYERS WITH ONE HAT TRICK	45	4	0	48
<b>TOTALS</b>	<b>236</b>	<b>29</b>	<b>1</b>	<b>266</b>

CURRENT PLAYERS IN **BOLD RED**.

## MULTIPLE HAT TRICKS IN ONE GAME

PLAYER	OPP	DATE
DOUG BENTLEY, BILL THOMS	NYR	02/07/43
DOUG BENTLEY, MAX BENTLEY	@ NYR	02/26/47
BOBBY HULL, STAN MIKITA	@ BOS	01/31/63
KEN WHARRAM, STAN MIKITA	DET	02/18/68
AL SECORD, TROY MURRAY	PIT	01/01/86
STEVE SULLIVAN, ERIC DAZE	BOS	03/09/03

## BLACKHAWKS FOUR OR MORE GOAL GAMES

PLAYER	OPPONENT	DATE
FRANK INGRAM (4)	PHI QU	01/01/31
PAUL THOMPSON (4)	TOR	02/03/32
JOHN GOTTSSELIG (4)	@ NYA	01/09/36
MAX BENTLEY (4)	NYR	01/28/43
DOUG BENTLEY (4)	@ NYR	02/22/44
CLINT SMITH (4)	MTL	03/04/45
ALEX KALETA (4)	@ TOR	01/26/46
DOUG BENTLEY (4)	@ NYR	02/26/47
JIM CONACHER (4)	NYR	11/25/48
BILL MOSIENKO (4)	@ DET	11/27/48
JACK MCINTYRE (4)	@ TOR	11/17/56
BOBBY HULL (4)	TOR	02/21/60
BOBBY HULL (4)	@ DET	02/01/62
BOBBY HULL (4)	BOS	12/15/65
BOBBY HULL (4)	NYR	01/16/66
STAN MIKITA (4)	PIT	12/06/67
PIT MARTIN (4)	DET	03/30/69
STAN MIKITA (4)	STL	12/16/70
AL SECORD (4)	TOR	11/01/81
GRANT MULVEY (5)	STL	02/03/82
DARRYL SUTTER (4)	QUE	12/12/82
AL SECORD (4)	TOR	01/07/87
STEVE THOMAS (4)	NJD	03/22/90
JEREMY ROENICK (4)	@ NYI	12/07/91
BRIAN NOONAN (4)	DET	12/29/91
JEREMY ROENICK (4)	WPG	02/24/94
BERNIE NICHOLLS (4)	@ VAN	02/05/95
BERNIE NICHOLLS (4)	@ LAK	02/28/95
ERIC DAZE (4)	@ FLA	03/15/98
MICHAEL NYLANDER (4)	@ BOS	12/04/99

## BLACKHAWKS WITH ONE CAREER HAT TRICK

ARTEM ANISIMOV	NICK MICKOSKI
ADAM BROWN	EARL MILLER
DUSTIN BYFUGLIEN	AB McDONALD
JIM CONACHER (4G)	JACK MCINTYRE (4G)
PETE CONACHER	ERIC NESTERENKO
ADAM CREIGHTON	MICHAEL NYLANDER (4G)
J.P. DUMONT	ARTEMI PANARIN
RICH FRASER	RICHARD PANIK
GEORGE GEE	RICK PATERSON
DIRK GRAHAM	BRENDAN PERLINI
RYAN HARTMAN	WAYNE PRESLEY
GEORGE HAY	FIDO PURPUR
KEN HODGE	DICK REDMOND
PETE HORECK	DOC ROMNES
REGIS "PEP" KELLY	BRANDON SAAD
BILL KENDALL	RON SEDLBAUER
<b>DOMINIK KUBALIK</b>	ART SOMERS
ANDREW LADD	CLINT SMITH (4G)
HECTOR LALANDE	VIKTOR STALBERG
WILDLAR LAROCHELLE	GAYE STEWART
TONY LESWICK	BILL THOMS
TED LINDSAY	DOUG WILSON
STEVE LUDZIK	JOHN WILSON
CHICO MAKI	ALEX ZHAMNOV
DAN MALONEY	

# ALL-TIME HAT TRICKS

NO.	NAME	DATE	TEAM
1	GEORGE HAY	02/19/27	DET *
2	ART SOMERS	11/21/29	OTT
3	EARL MILLER	12/08/29	NYA
4	FRANK INGRAM	12/07/30	DET
5	FRANK INGRAM (4)	01/01/31	PHI QU
6	TOMMY COOK	02/05/31	PHI QU
7	PAUL THOMPSON (4)	02/03/32	TOR
8	TOMMY COOK	03/04/32	NYA
9	PAUL THOMPSON	01/01/33	MTL
10	BILL KENDALL	12/17/33	MTL
11	DOC ROMNES	03/05/35	NYA
12	JOHN GOTTSSELIG (4)	01/09/36	@ NYA
13	REGIS "PEP" KELLY	01/26/37	@ NYA
14	WILDER LAROCHELLE	01/28/37	@ MTL
15	PAUL THOMPSON	03/18/37	@ NYA
16	JOHN GOTTSSELIG	11/13/38	MTL
17	DOUG BENTLEY	12/04/41	MTL
18	RED HAMILL	01/08/42	MTL
19	RED HAMILL	11/08/42	DET
20	DOUG BENTLEY	11/19/42	DET
21	MAX BENTLEY	12/06/42	MTL
22	MAX BENTLEY (4)	01/28/43	NYR
23	DOUG BENTLEY	02/07/43	NYR
24	BILL THOMS	02/07/43	NYR
25	CULLY DAHLSTROM	11/14/43	NYR
26	DOUG BENTLEY	11/25/43	DET
27	FIDO PURPUR	12/05/43	NYR
28	BILL MOSIENKO	12/26/43	@ NYR
29	BILL MOSIENKO	01/13/44	@ NYR
30	DOUG BENTLEY (4)	02/22/44	@ NYR
31	CULLY DAHLSTROM	02/27/44	NYR
32	BILL MOSIENKO	11/26/44	DET
33	CLINT SMITH (4)	03/04/45	MTL
34	MAX BENTLEY	11/08/45	@ NYR
35	DOUG BENTLEY	12/23/45	DET
36	MAX BENTLEY	01/20/46	NYR
37	GEORGE GEE	01/23/46	MTL
38	ALEX KALETA (4)	01/26/46	@ TOR
39	PETE HORECK	03/13/46	DET
40	ALEX KALETA	11/16/46	@ NYR
41	DOUG BENTLEY (4)	02/26/47	@ NYR
42	MAX BENTLEY	02/26/47	@ NYR
43	ADAM BROWN	03/03/47	@ NYR
44	DOUG BENTLEY	12/25/47	@ BOS

NO.	NAME	DATE	TEAM
45	ROY CONACHER	02/05/48	@ MTL
46	GAYE STEWART	02/25/48	@ NYR
47	JIM CONACHER (4)	11/25/48	NYR
48	BILL MOSIENKO (4)	11/27/48	@ DET
49	ROY CONACHER	12/25/49	@ BOS
50	ROY CONACHER	03/22/50	@ BOS
51	BILL MOSIENKO	03/23/52	@ NYR
52	PETE CONACHER	03/19/54	BOS
53	ED LITZENBERGER	02/23/55	BOS **
54	NICK MICKOSKI	11/18/55	BOS
55	TONY LESWICK	03/08/56	NYR ***
56	JACK MCINTYRE (4)	11/17/56	@ TOR
57	JOHNNY WILSON	01/30/57	@ NYR
58	HEC LALANDE	02/27/57	@ NYR
59	ERIC NESTERENKO	03/02/58	TOR
60	ED LITZENBERGER	02/07/59	@ NYR
61	TED LINDSAY	02/22/59	TOR
62	BOBBY HULL	12/06/59	@ BOS
63	BOBBY HULL	12/20/59	TOR
64	BOBBY HULL	12/27/59	BOS
65	BOBBY HULL (4)	02/21/60	TOR
66	BOBBY HULL	10/09/60	NYR
67	BOBBY HULL	11/29/61	BOS
68	AB McDONALD	12/06/61	@ NYR
69	BOBBY HULL (4)	02/01/62	@ DET
70	BOBBY HULL	01/31/63	@ BOS
71	STAN MIKITA	01/31/63	@ BOS
72	BOBBY HULL	02/17/63	BOS
73	STAN MIKITA	02/21/63	@ DET
74	STAN MIKITA	02/24/63	BOS
75	STAN MIKITA	10/16/63	BOS
76	KEN WHARRAM	10/29/63	DET
77	BOBBY HULL	11/17/63	TOR
78	STAN MIKITA	12/11/63	@ NYR
79	BOBBY HULL	01/11/64	DET
80	KEN WHARRAM	03/01/64	MTL
81	BOBBY HULL	10/25/64	@ NYR
82	BOBBY HULL	11/15/64	TOR
83	BOBBY HULL	10/23/65	@ TOR
84	BOBBY HULL	11/07/65	TOR
85	STAN MIKITA	12/04/65	@ BOS
86	STAN MIKITA	12/05/65	@ NYR
87	BOBBY HULL (4)	12/15/65	BOS

\*AT WINDSOR, ONTARIO.

\*\*AT ST. PAUL, MINN.

\*\*\*AT ST. LOUIS, MO.

LEADERSHIP
PLAYERS
2019-20
OPPONENTS
TRADITION
RECORDS
PLAYOFFS
HISTORY
MINORS
MEDIA

# ALL-TIME HAT TRICKS

NO.	NAME	DATE	TEAM
88	KEN HODGE	01/15/66	@ MTL
89	BOBBY HULL (4)	01/16/66	NYR
90	STAN MIKITA	11/27/66	@ BOS
91	DOUG MOHNS	12/08/66	@ BOS
92	BOBBY HULL	01/11/67	DET
93	DOUG MOHNS	01/19/67	@ BOS
94	BOBBY HULL	02/11/67	@ TOR
95	BOBBY HULL	03/01/67	NYR
96	BOBBY HULL	11/22/67	@ NYR
97	STAN MIKITA	11/25/67	@ MIN
98	STAN MIKITA (4)	12/06/67	PIT
99	CHICO MAKI	02/17/68	@DET
100	KEN WHARRAM	02/18/68	DET
101	STAN MIKITA	02/18/68	DET
102	JIM PAPPIN	10/16/68	MIN
103	BOBBY HULL	11/14/68	@ PIT
104	BOBBY HULL	12/08/68	BOS
105	KEN WHARRAM	01/26/69	LAK
106	JIM PAPPIN	01/30/69	@ PHI
107	BOBBY HULL	02/20/69	@ LAK
108	KEN WHARRAM	03/26/69	NYR
109	PIT MARTIN (4)	03/30/69	DET
110	STAN MIKITA	11/09/69	TOR
111	CLIFF KOROLL	12/14/69	PHI
112	JIM PAPPIN	02/01/70	MIN
113	STAN MIKITA	02/11/70	PIT
114	PIT MARTIN	04/05/70	MTL
115	BOBBY HULL	11/22/70	CALIF
116	PIT MARTIN	12/06/70	TOR
117	STAN MIKITA (4)	12/16/70	STL
118	BOBBY HULL	02/06/71	@ MIN
119	BOBBY HULL	02/21/71	LAK
120	BOBBY HULL	12/22/71	@ CALIF
121	JIM PAPPIN	03/01/72	@ LAK
122	DENNIS HULL	11/04/72	@ MIN
123	DAN MALONEY	11/08/72	NYI
124	PIT MARTIN	11/29/72	DET
125	STAN MIKITA	12/05/73	@ DET
126	DENNIS HULL	01/06/74	CALIF
127	PIT MARTIN	01/09/74	LAK
128	STAN MIKITA	02/10/74	PIT

NO.	NAME	DATE	TEAM
129	JIM PAPPIN	02/17/74	TOR
130	DARCY ROTA	10/27/74	STL
131	JIM PAPPIN	02/12/75	BOS
132	JIM PAPPIN	02/22/75	WSH
133	IVAN BOLDIREV	12/23/75	STL
134	CLIFF KOROLL	03/16/76	@ KC
135	DICK REDMOND	02/12/77	@ COL
136	DARCY ROTA	03/26/77	MIN
137	IVAN BOLDIREV	11/25/77	@ COL
138	CLIFF KOROLL	01/18/78	WSH
139	GRANT MULVEY	03/22/78	@ WSH
140	DARCY ROTA	11/25/78	@ MTL
141	TED BULLEY	01/06/79	@ TOR
142	IVAN BOLDIREV	02/17/79	@ STL
143	GRANT MULVEY	03/29/79	NYI
144	TED BULLEY	10/24/79	WPG
145	GRANT MULVEY	12/23/79	NYI
146	TOM LYSIAK	10/19/80	WSH
147	REG KERR	10/29/80	WPG
148	RON SEDLBAUER	11/23/80	HFD
149	REG KERR	12/07/80	@ NYR
150	RICK PATERSON	01/28/81	VAN
151	GRANT MULVEY	10/10/81	@ TOR
152	DARRYL SUTTER	10/18/81	EDM
153	AL SECORD (4)	11/01/81	TOR
154	GRANT MULVEY (5)	02/03/82	STL
155	TED BULLEY	02/13/82	@ TOR
156	STEVE LARMER	11/14/82	MIN
157	DARRYL SUTTER (4)	12/12/82	QUE
158	STEVE LARMER	12/18/82	@ TOR
159	TOM LYSIAK	01/12/83	EDM
160	AL SECORD	02/12/83	@ MIN
161	DENIS SAVARD	10/15/83	@ TOR
162	DENIS SAVARD	11/29/84	@ PIT
163	DENIS SAVARD	12/09/84	TOR
164	DENIS SAVARD	12/16/84	MIN
165	DARRYL SUTTER	03/02/85	@ STL
166	DENIS SAVARD	12/15/85	DET
167	STEVE LUDZIK	12/28/85	@ WSH
168	AL SECORD	01/01/86	PIT
169	TROY MURRAY	01/01/86	PIT

LEADERSHIP

PLAYERS

2019-20

OPPONENTS

TRADITION

RECORDS

PLAYOFFS

HISTORY

MINORS

MEDIA

# ALL-TIME HAT TRICKS

NO.	NAME	DATE	TEAM
170	CURT FRASER	02/13/86	TOR
171	TROY MURRAY	02/19/86	MIN
172	TROY MURRAY	02/27/86	@ LAK
173	STEVE LARMER	03/12/86	BUF
174	AL SECORD	11/01/86	@ MIN
175	DENIS SAVARD	11/23/86	NJD
176	AL SECORD (4)	01/07/87	TOR
177	DENIS SAVARD	03/18/87	@ TOR
178	DENIS SAVARD	04/05/87	TOR
179	DENIS SAVARD	11/08/87	MIN
180	WAYNE PRESLEY	11/11/87	DET
181	RICK VAIVE	11/18/87	MIN
182	STEVE THOMAS	01/08/88	TOR
183	DENIS SAVARD	01/17/88	WSH
184	RICK VAIVE	02/28/88	PIT
185	STEVE LARMER	03/28/88	@ MIN
186	RICK VAIVE	10/12/88	WPG
187	ADAM CREIGHTON	02/19/89	MTL
188	TROY MURRAY	10/24/89	@ DET
189	JEREMY ROENICK	12/23/89	@ TOR
190	DENIS SAVARD	12/30/89	HFD
191	AL SECORD	01/11/90	@ PHI
192	STEVE THOMAS	01/14/90	CGY
193	DIRK GRAHAM	02/08/90	@ DET
194	JOCELYN LEMIEUX	02/20/90	@ STL
195	STEVE THOMAS (4)	03/22/90	NJD
196	JEREMY ROENICK	10/11/90	PIT
197	STEVE LARMER	10/13/90	@ MIN
198	STEVE THOMAS	11/17/90	@ QUE
199	JEREMY ROENICK	12/16/90	MIN
200	DOUG WILSON	01/26/91	TOR
201	MICHEL GOULET	02/23/91	@ MIN
202	STEVE LARMER	10/10/91	VAN
203	BRIAN NOONAN	12/05/91	LAK
204	JEREMY ROENICK (4)	12/07/91	@ NYI
205	STEVE LARMER	12/08/91	MIN
206	BRIAN NOONAN	12/27/91	WPG
207	BRIAN NOONAN (4)	12/29/91	DET
208	JEREMY ROENICK	11/07/92	@ QUE
209	MICHEL GOULET	11/08/92	PIT
210	STEVE LARMER	11/28/92	@ CGY
211	STEVE LARMER	12/23/92	@ OTT
212	MICHEL GOULET	01/17/93	TOR
213	JOCELYN LEMIEUX	01/02/94	WPG
214	JEREMY ROENICK (4)	02/24/94	WPG
215	BERNIE NICHOLLS (4)	02/05/95	@ VAN
216	BERNIE NICHOLLS (4)	02/28/95	@ LAK
217	BERNIE NICHOLLS	03/21/95	@ SJS
218	TONY AMONTE	02/22/96	STL*

NO.	NAME	DATE	TEAM
219	TONY AMONTE	11/30/96	@ LAK
220	TONY AMONTE	03/16/97	NYI
221	ALEX ZHAMNOV	04/11/97	CGY
222	ERIC DAZE	04/13/97	@ DAL
223	ERIC DAZE (4)	03/15/98	@ FLA
224	TONY AMONTE	11/28/98	@ CGY
225	TONY AMONTE	03/28/99	STL
226	J.P. DUMONT	04/08/99	NYR
227	MICHAEL NYLANDER (4)	12/04/99	@ BOS
228	TONY AMONTE	03/12/00	@ TBL
229	STEVE SULLIVAN	12/21/00	VAN
230	ERIC DAZE	12/07/01	NYI
231	ERIC DAZE	12/31/01	@ OTT
232	ERIC DAZE	12/11/02	@ NYR
233	TYLER ARNASON	12/28/02	@ SJS
234	STEVE SULLIVAN	03/09/03	BOS
235	ERIC DAZE	03/09/03	BOS
236	TYLER ARNASON	03/19/04	VAN
237	JEFF HAMILTON	12/02/06	@ NSH
238	JEFF HAMILTON	03/10/07	@ PHX
239	PATRICK SHARP	11/17/07	@ DET
240	DUSTIN BYFUGLIEN	11/30/07	ARI
241	<b>JONATHAN TOEWS</b>	02/27/09	PIT
242	ANDREW LADD	03/07/10	DET
243	<b>JONATHAN TOEWS</b>	11/17/10	@ EDM
244	PATRICK SHARP	11/25/11	@ ANA
245	VIKTOR STALBERG	01/10/12	CBJ
246	<b>JONATHAN TOEWS</b>	10/29/13	OTT
247	PATRICK SHARP	12/27/13**	COL
248	PATRICK SHARP	01/03/14	@ NJD
249	<b>PATRICK KANE</b>	01/15/16	@ TOR
250	ARTEMI PANARIN	02/17/16	@ NYR
251	<b>PATRICK KANE</b>	04/03/16	BOS
252	RICHARD PANIK	10/15/16	NSH
253	RYAN HARTMAN	01/08/17	NSH
254	<b>JONATHAN TOEWS</b>	02/21/17	@ MIN
255	<b>PATRICK KANE</b>	02/23/17	ARI
256	<b>PATRICK KANE</b>	03/01/17	PIT
257	BRANDON SAAD	10/05/17	PIT
258	ARTEM ANISIMOV	11/15/17	NYR
259	<b>ALEX DEBRINCAT</b>	11/27/17	ANA
260	<b>ALEX DEBRINCAT</b>	01/25/18	@ DET
261	<b>ALEX DEBRINCAT</b>	03/18/18	STL
262	<b>JONATHAN TOEWS</b>	10/06/18	@ STL
263	<b>PATRICK KANE</b>	12/27/18	MIN
264	<b>JONATHAN TOEWS</b>	01/20/19	WSH
265	<b>ALEX DEBRINCAT</b>	02/18/19	OTT
266	BRENDAN PERLINI	03/11/2019	ARI
267	<b>PATRICK KANE</b>	12/15/2019	MIN
268	<b>DOMINIUK KUBALIK</b>	02/27/2020	TBL

\* FIRST HAT TRICK AT UNITED CENTER.

\*\* FIRST BIRTHDAY HAT TRICK IN FRANCHISE HISTORY.

CURRENT PLAYERS IN **BOLD RED**.

LEADERSHIP
PLAYERS
2019-20
OPPONENTS
TRADITION
RECORDS
PLAYOFFS
HISTORY
MINORS
MEDIA

# SHUTOUTS FOR AND AGAINST

LEADERSHIP
PLAYERS
2019-20
OPPONENTS
TRADITION
RECORDS
PLAYOFFS
HISTORY
MINORS
MEDIA

SEASON	HOME			ROAD		
	W	L	T	W	L	T
1926-27	2	2	0	3	3	0
1927-28	1	4	1	2	6	0
1928-29	1	9	2	2	9	0
1929-30	2	1	0	1	2	0
1930-31	5	1	0	6	1	1
1931-32	3	3	0	1	6	0
1932-33	2	2	2	0	5	1
1933-34	5	1	2	2	4	1
1934-35	5	1	0	3	5	0
1935-36	5	1	0	3	3	1
1936-37	1	3	0	2	2	2
1937-38	1	3	0	0	2	0
1938-39	3	5	0	2	2	0
1939-40	2	1	0	2	3	0
1940-41	2	3	0	1	0	0
1941-42	2	2	0	1	2	0
1942-43	1	0	0	0	2	0
1943-44	1	1	1	1	0	0
1944-45	2	0	1	0	1	1
1945-46	0	0	0	1	0	0
1946-47	0	0	1	0	2	0
1947-48	0	1	0	1	1	0
1948-49	0	2	0	0	0	0
1949-50	3	2	1	1	6	0
1950-51	1	2	0	1	2	1
1951-52	1	4	1	0	5	0
1952-53	5	4	1	0	5	0
1953-54	2	5	2	1	7	0
1954-55	0	3	0	0	4	0
1955-56	2	4	0	2	4	0
1956-57	2	4	1	0	6	0
1957-58	4	5	1	2	1	0
1958-59	0	0	0	1	3	0
1959-60	4	3	0	2	3	0
1960-61	4	1	0	2	2	0
1961-62	6	2	0	2	1	1
1962-63	1	1	1	3	1	0
1963-64	6	1	0	1	5	0
1964-65	5	1	0	1	2	1
1965-66	1	1	0	3	3	0
1966-67	4	2	0	2	2	0
1967-68	3	2	0	3	5	0
1968-69	1	0	0	4	2	0
1969-70	8	1	1	6	2	0
1970-71	4	0	0	2	0	0
1971-72	12	0	0	2	0	0
1972-73	3	1	0	1	2	0

SEASON	HOME			ROAD		
	W	L	T	W	L	T
1973-74	5	0	0	6	1	0
1974-75	7	0	0	0	3	0
1975-76	3	2	0	1	0	0
1976-77	1	2	0	1	5	0
1977-78	5	3	0	1	3	1
1978-79	2	2	0	2	0	0
1979-80	4	1	2	0	2	0
1980-81	0	1	0	0	1	0
1981-82	2	0	0	0	1	0
1982-83	4	0	0	1	0	0
1983-84	2	1	0	1	2	0
1984-85	1	0	0	1	1	0
1985-86	1	0	0	0	0	0
1986-87	1	0	0	0	1	0
1987-88	0	0	0	0	4	0
1988-89	0	0	0	0	3	0
1989-90	2	1	0	0	2	0
1990-91	2	1	0	2	2	0
1991-92	5	0	0	1	2	0
1992-93	6	1	0	3	2	0
1993-94	4	1	0	3	2	0
1994-95	1	0	0	3	1	0
1995-96	3	0	0	2	4	0
1996-97	2	6	0	1	1	0
1997-98	4	6	0	5	4	1
1998-99	3	0	0	1	4	0
1999-2000	2	3	0	2	1	0
2000-01	5	7	0	1	2	0
2001-02	4	1	0	2	2	0
2002-03	4	4	1	4	1	0
2003-04	4	3	0	0	4	0
2004-05	- SEASON CANCELED -					
2005-06	2	0	-	0	3	-
2006-07	2	4	-	1	2	-
2007-08	4	2	-	0	3	-
2008-09	3	2	-	3	3	-
2009-10	6	0	-	5	2	-
2010-11	3	2	-	2	2	-
2011-12	0	2	-	0	5	-
2012-13	2	0	-	5	0	-
2013-14	2	1	-	1	3	-
2014-15	2	4	-	3	4	-
2015-16	7	3	-	1	4	-
2016-17	3	2	-	1	5	-
2017-18	1	3	-	1	3	-
2018-19	1	0	-	1	3	-
2019-20	0	2	-	0	3	-
TOTALS	277	190	22	157	252	13



# SHUTOUTS AND SCORELESS TIES

## SHUTOUTS BY BLACKHAWKS GOALTENDERS

RK.	NAME	SHUTOUTS
1	TONY ESPOSITO*	74
2	GLENN HALL	51
3	CHUCK GARDINER	42
4	ED BELFOUR	30
5	MIKE KARAKAS	28
	JOCELYN THIBAUT	28
7	COREY CRAWFORD**	26
8	AL ROLLINS	17
9	JEFF HACKETT	14
10	DENIS DEJORDY	13
11	MURRAY BANNERMAN	8
	LORNE CHABOT	8
13	CRISTOBAL HUET	7
	ANTTI NIEMI	7
15	PAUL GOODMAN	6
	NIKOLAI KHABIBULIN	6
	HUGH LEHMAN	6
18	FRANK BRIMSEK	5
	HARRY LUMLEY	5
	GARY SMITH	5
21	DAVE DRYDEN	4
	SAM LOPRESTI	4
	SCOTT DARLING	4
24	RAY EMERY**	3
	MICHAEL LEIGHTON	3
	ANTTI RAANTA	3
	MIKE VEISOR	3
28	CRAIG ANDERSON	2
	JACQUES CLOUTIER	2
	PATRICK LALIME	2
	WARREN SKORODENSKI	2
	CHRIS TERRERI	2
	JIMMY WAITE	2
34	HANK BASSEN	1
	PAUL BIBEALUT	1
	BRIAN BOUCHER	1
	EMILE FRANCIS	1
	BERT GARDINER	1
	DOMINIK HASEK	1
	ADAM MUNRO	1
	JACK NORRIS	1
	STEVE PASSMORE	1
	BOB SAUVE	1
	MARTY TURCO	1

\* TONY ESPOSITO AND MICHEL DUMAS SHARED A SHUTOUT ON 02/23/75 VS. ATL.

\*\* COREY CRAWFORD AND RAY EMERY SHARED A SHUTOUT ON 02/28/13 @ STL.

CURRENT PLAYERS IN **BOLD RED**.

## BLACKHAWKS ALL-TIME SCORELESS TIES

DATE	OPPONENT	CHI GOALIE	OPP. GOALIE
11/26/27	DET	GARDINER	HOLMES
02/24/29	DET	GARDINER	DOLSON
02/28/29	NYR	GARDINER	ROACH
12/18/30	@ MTL	GARDINER	HAINSWORTH
12/18/32	@ NYA	GARDINER	WORTERS
01/05/33	BOS	GARDINER	THOMPSON
02/19/33	MTL MA	GARDINER	KERR
12/21/33	@ MTL MA	GARDINER	KERR
01/11/34	BOS	GARDINER	THOMPSON
02/22/34	NYA	GARDINER	WORTERS
11/14/35	@ DET	KARAKAS	SMITH
11/12/36	@ NYA	KARAKAS	WORTERS
12/08/36	@ NYR	KARAKAS	KERR
02/20/44	TOR	KARAKAS	BIBEAULT
01/07/45	@ NYR	KARAKAS	MCAULEY
02/18/45	MTL	KARAKAS	DURNAN
12/04/46	DET	BIBEAULT	LUMLEY
11/13/49	MTL	BRIMSEK	DURNAN
12/02/50	@ TOR	LUMLEY	ROLLINS/BRODA
01/31/52	BOS	LUMLEY	HENRY
03/15/53	DET	ROLLINS	SAWCHUK
11/01/53	BOS	ROLLINS	HENRY
03/05/54	NYR	ROLLINS	BOWER
03/03/57	TOR	ROLLINS	CHADWICK
12/28/57	BOS	HALL	SIMMONS
12/27/61	@ TOR	HALL	BOWER
10/13/62	DET	HALL	SAWCHUK
01/13/65	@ TOR	DEJORDY	BOWER
03/11/70	BOS	ESPOSITO	JOHNSTON
01/07/78	@ STL	ESPOSITO	MYRE
10/31/79	BUF	ESPOSITO	SAUVE
12/19/79	PIT	ESPOSITO	MILLEN
12/17/97	@ EDM	HACKETT	JOSEPH
01/08/03	ARI	LEIGHTON	BIERK

LEADERSHIP

PLAYERS

2019-20

OPPONENTS

TRADITION

RECORDS

PLAYOFFS

HISTORY

MINORS

MEDIA

# ALL-TIME SHUTOUTS

NO.	NAME	DATE	TEAM	SCORE
1	HUGH LEHMAN	12/11/26	@ MTL	3-0
2	HUGH LEHMAN	12/25/26	DET	2-0
3	HUGH LEHMAN	01/08/27	@ PIT PI	4-0
4	HUGH LEHMAN	03/01/27	NYR	3-0
5	HUGH LEHMAN	03/13/27	@ BOS	4-0
6	CHARLES GARDINER	11/26/27	DET	0-0 OT
7	HUGH LEHMAN	01/18/28	DET	2-0
8	CHARLES GARDINER	02/05/28	@ NYA	6-0
9	CHARLES GARDINER	02/12/28	@ NYR	3-0
10	CHARLES GARDINER	12/27/28	@ NYA	2-0
11	CHARLES GARDINER	02/05/29	@ DET	1-0
12	CHARLES GARDINER	02/24/29	DET	0-0 OT
13	CHARLES GARDINER	02/28/29	NYR	0-0 OT
14	CHARLES GARDINER	03/09/29	PIT PI	1-0
15	CHARLES GARDINER	11/24/29	DET	4-0
16	CHARLES GARDINER	02/25/30	@ MTL MA	2-0
17	CHARLES GARDINER	03/02/30	PIT PI	3-0
18	CHARLES GARDINER	11/20/30	BOS	1-0
19	CHARLES GARDINER	11/23/30	MTL	3-0
20	CHARLES GARDINER	11/27/30	@ NYR	4-0
21	CHARLES GARDINER	11/29/30	@ OTT	3-0
22	CHARLES GARDINER	12/18/30	@ MTL	0-0 OT
23	CHARLES GARDINER	01/08/31	@ PHI QU	4-0
24	CHARLES GARDINER	01/11/31	@ NYR	2-0
25	CHARLES GARDINER	01/13/31	@ NYA	1-0
26	CHARLES GARDINER	01/15/31	BOS	2-0
27	CHARLES GARDINER	03/01/31	OTT	5-0
28	CHARLES GARDINER	03/05/31	NYA	1-0
29	CHARLES GARDINER	03/17/31	@ PHI QU	4-0
30	CHARLES GARDINER	12/20/31	TOR	1-0 OT
31	CHARLES GARDINER	01/21/32	@ NYA	1-0
32	CHARLES GARDINER	02/03/32	TOR	7-0
33	CHARLES GARDINER	03/20/32	BOS	1-0
34	CHARLES GARDINER	12/18/32	@ NYA	0-0 OT
35	CHARLES GARDINER	01/05/33	BOS	0-0 OT
36	CHARLES GARDINER	01/19/33	NYA	6-0
37	CHARLES GARDINER	02/12/33	MTL	2-0
38	CHARLES GARDINER	02/19/33	MTL MA	0-0 OT
39	CHARLES GARDINER	11/12/33	NYR	1-0
40	CHARLES GARDINER	11/23/33	@ NYA	2-0
41	CHARLES GARDINER	11/26/33	BOS	1-0
42	CHARLES GARDINER	12/14/33	DET	4-0
43	CHARLES GARDINER	12/21/33	@ MTL MA	0-0 OT
44	CHARLES GARDINER	01/11/34	BOS	0-0 OT
45	CHARLES GARDINER	01/14/34	NYA	4-0
46	CHARLES GARDINER	01/28/34	TOR	2-0
47	CHARLES GARDINER	01/30/34	@ OTT	2-0
48	CHARLES GARDINER	02/22/34	NYA	0-0 OT
49	LORNE CHABOT	11/22/34	STL EA	1-0
50	LORNE CHABOT	11/25/34	BOS	4-0
51	LORNE CHABOT	12/09/34	NYR	4-0
52	LORNE CHABOT	12/11/34	DET	4-0
53	LORNE CHABOT	01/05/35	@ BOS	6-0
54	LORNE CHABOT	01/22/35	@ NYA	2-0
55	LORNE CHABOT	02/14/35	@ DET	3-0
56	LORNE CHABOT	03/03/35	@ MTL	3-0
57	MIKE KARAKAS	11/14/35	@ DET	0-0 OT

NO.	NAME	DATE	TEAM	SCORE
58	MIKE KARAKAS	11/17/35	NYR	3-0
59	MIKE KARAKAS	12/01/35	MTL	1-0
60	MIKE KARAKAS	12/08/35	BOS	1-0
61	MIKE KARAKAS	12/25/35	@ DET	2-0
62	MIKE KARAKAS	01/21/36	@ NYR	1-0
63	MIKE KARAKAS	02/02/36	TOR	2-0
64	MIKE KARAKAS	02/25/36	@ MTL MA	2-0
65	MIKE KARAKAS	03/08/36	MTL	2-0
66	MIKE KARAKAS	11/12/36	@ NYA	0-0 OT
67	MIKE KARAKAS	11/26/36	@ DET	2-0
68	MIKE KARAKAS	12/08/36	@ NYR	0-0 OT
69	MIKE KARAKAS	01/21/37	NYR	2-0
70	MIKE KARAKAS	01/26/37	@ NYA	9-0
71	MIKE KARAKAS	01/09/38	MTL MA	1-0
72	MIKE KARAKAS	11/05/38	@ TOR	2-0
73	MIKE KARAKAS	11/27/38	@ NYR	1-0
74	MIKE KARAKAS	12/11/38	NYA	4-0
75	MIKE KARAKAS	12/18/38	NYR	5-0
76	MIKE KARAKAS	01/08/39	TOR	1-0
77	PAUL GOODMAN	01/01/40	DET	1-0
78	PAUL GOODMAN	01/09/40	@ MTL	2-0
79	PAUL GOODMAN	02/09/40	@ DET	3-0
80	PAUL GOODMAN	02/11/40	NYR	3-0
81	PAUL GOODMAN	11/23/40	@ TOR	1-0
82	PAUL GOODMAN	12/19/40	MTL	2-0
83	SAM LOPRESTI	02/27/41	DET	1-0
84	SAM LOPRESTI	11/06/41	BRK	1-0
85	SAM LOPRESTI	12/20/41	@ TOR	2-0
86	SAM LOPRESTI	02/15/42	BOS	2-0
87	BERT GARDINER	02/21/43	TOR	5-0
88	MIKE KARAKAS	02/01/44	@ BOS	2-0
89	MIKE KARAKAS	02/20/44	TOR	0-0
90	MIKE KARAKAS	03/19/44	DET	2-0
91	MIKE KARAKAS	01/07/45	@ NYR	0-0
92	MIKE KARAKAS	01/21/45	TOR	4-0
93	MIKE KARAKAS	02/18/45	MTL	0-0
94	MIKE KARAKAS	02/21/45	BOS	5-0
95	MIKE KARAKAS	01/05/46	@ TOR	3-0
96	PAUL BIBEAL	12/04/46	DET	0-0
97	EMILE FRANCIS	02/11/48	@ BOS	3-0
98	FRANK BRIMSEK	10/29/49	@ NYR	2-0
99	FRANK BRIMSEK	11/13/49	MTL	0-0
100	FRANK BRIMSEK	02/01/50	TOR	3-0
101	FRANK BRIMSEK	02/15/50	DET	3-0
102	FRANK BRIMSEK	03/15/50	TOR	4-0
103	HARRY LUMLEY	11/26/50	DET	5-0
104	HARRY LUMLEY	12/02/50	@ TOR	0-0
105	HARRY LUMLEY	12/09/50	@ MTL	5-0
106	HARRY LUMLEY	11/18/51	TOR	1-0
107	HARRY LUMLEY	01/31/52	BOS	0-0
108	AL ROLLINS	10/12/52	NYR	2-0
109	AL ROLLINS	11/23/52	DET	3-0
110	AL ROLLINS	01/18/53	NYR	2-0
111	AL ROLLINS	02/22/53	BOS	2-0
112	AL ROLLINS	02/27/53	BOS	3-0
113	AL ROLLINS	03/15/53	DET	0-0
114	AL ROLLINS	10/31/53	MTL	1-0

# ALL-TIME SHUTOUTS

NO.	NAME	DATE	TEAM	SCORE
115	AL ROLLINS	11/01/53	BOS	0-0
116	AL ROLLINS	12/06/53	@ DET	5-0
117	AL ROLLINS	03/05/54	NYR	0-0
118	AL ROLLINS	03/19/54	BOS	7-0
119	AL ROLLINS	10/25/55	BOS	2-0#
120	AL ROLLINS	11/11/55	TOR	2-0
121	AL ROLLINS	11/27/55	@ BOS	6-0
122	HANK BASSEN	01/12/56	@ BOS	5-0
123	AL ROLLINS	10/30/56	BOS	4-0
124	AL ROLLINS	12/30/56	TOR	2-0
125	AL ROLLINS	03/03/57	TOR	0-0
126	GLENN HALL	10/08/57	TOR	1-0
127	GLENN HALL	10/27/57	@ DET	3-0
128	GLENN HALL	10/29/57	DET	1-0
129	GLENN HALL	11/09/57	NYR	5-0
130	GLENN HALL	12/04/57	@ NYR	2-0
131	GLENN HALL	12/28/57	BOS	0-0
132	GLENN HALL	02/16/58	MTL	4-0
133	GLENN HALL	01/07/59	@ NYR	4-0
134	GLENN HALL	12/16/59	BOS	4-0
135	GLENN HALL	12/23/59	@ NYR	3-0
136	GLENN HALL	01/10/60	MTL	3-0
137	GLENN HALL	02/14/60	MTL	2-0
138	GLENN HALL	03/03/60	@ BOS	2-0
139	GLENN HALL	03/05/60	NYR	5-0
140	GLENN HALL	10/12/60	TOR	3-0
141	GLENN HALL	11/09/60	TOR	2-0
142	GLENN HALL	12/14/60	NYR	4-0
143	GLENN HALL	12/25/60	@ DET	3-0
144	GLENN HALL	12/31/60	@ DET	3-0
145	GLENN HALL	01/01/61	DET	3-0
146	GLENN HALL	11/07/61	TOR	6-0
147	GLENN HALL	11/15/61	DET	2-0
148	GLENN HALL	12/27/61	@ TOR	0-0
149	GLENN HALL	01/01/62	MTL	2-0
150	GLENN HALL	01/11/62	@ BOS	6-0
151	GLENN HALL	01/28/62	@ NYR	3-0
152	GLENN HALL	02/18/62	BOS	6-0
153	GLENN HALL	02/25/62	BOS	8-0
154	GLENN HALL	03/20/62	DET	3-0
155	GLENN HALL	10/13/62	DET	0-0
156	GLENN HALL	11/22/62	TOR	1-0
157	GLENN HALL	11/29/62	@ BOS	5-0
158	GLENN HALL	01/26/63	@ DET	3-0
159	GLENN HALL	03/14/63	@ BOS	2-0
160	GLENN HALL	11/02/63	@ TOR	2-0
161	GLENN HALL	11/17/63	TOR	6-0
162	GLENN HALL	11/28/63	TOR	2-0
163	GLENN HALL	12/08/63	MTL	3-0
164	GLENN HALL	12/29/63	TOR	2-0
165	GLENN HALL	02/23/64	BOS	2-0
166	GLENN HALL	03/17/64	NYR	4-0
167	GLENN HALL	10/14/64	BOS	3-0
168	DENIS DEJORDY	12/13/64	DET	5-0
169	DENIS DEJORDY	01/13/65	@ TOR	0-0
170	DENIS DEJORDY	01/31/65	MTL	3-0
171	GLENN HALL	02/13/65	@ NYR	3-0

NO.	NAME	DATE	TEAM	SCORE
172	GLENN HALL	02/21/65	BOS	7-0
173	GLENN HALL	03/07/65	MTL	7-0
174	GLENN HALL	10/23/65	@ TOR	4-0
175	GLENN HALL	11/07/65	TOR	9-0
176	GLENN HALL	11/27/65	@ NYR	1-0
177	GLENN HALL	12/29/65	@ NYR	3-0
178	GLENN HALL	11/24/66	MTL	5-0
179	DENIS DEJORDY	01/15/67	TOR	4-0
180	DENIS DEJORDY	02/05/67	@ BOS	5-0
181	DENIS DEJORDY	02/08/67	MTL	5-0
182	GLENN HALL	03/12/67	TOR	5-0
183	DENIS DEJORDY	04/02/67	@ NYR	8-0
184	DENIS DEJORDY	12/10/67	@ PHI	3-0
185	DENIS DEJORDY	12/17/67	TOR	2-0
186	DENIS DEJORDY	12/31/67	OAK	3-0
187	DAVE DRYDEN	02/21/68	@ OAK	1-0
188	DENIS DEJORDY	02/28/68	@ TOR	1-0
189	JACK NORRIS	03/10/68	TOR	4-0
190	DAVE DRYDEN	11/20/68	@ MIN	2-0
191	DAVE DRYDEN	11/24/68	MIN	6-0
192	DENIS DEJORDY	12/19/68	@ DET	2-0
193	DENIS DEJORDY	01/30/69	@ PHI	12-0
194	DAVE DRYDEN	02/15/69	@ PHI	3-0
195	TONY ESPOSITO	10/25/69	@ MTL	5-0
196	TONY ESPOSITO	11/09/69	TOR	9-0
197	TONY ESPOSITO	11/16/69	MTL	1-0
198	TONY ESPOSITO	11/26/69	LAK	6-0
199	TONY ESPOSITO	12/19/69	@ OAK	4-0
200	TONY ESPOSITO	12/21/69	STL	4-0
201	TONY ESPOSITO	12/27/69	@ PIT	3-0
202	TONY ESPOSITO	01/07/70	DET	7-0
203	TONY ESPOSITO	01/14/70	PIT	5-0
204	TONY ESPOSITO	01/17/70	@ BOS	1-0
205	TONY ESPOSITO	01/31/70	@ PHI	5-0
206	TONY ESPOSITO	03/11/70	BOS	0-0
207	TONY ESPOSITO	03/22/70	STL	1-0
208	TONY ESPOSITO	03/26/70	@ DET	1-0
209	TONY ESPOSITO	03/29/70	TOR	4-0
210	TONY ESPOSITO	10/24/70	@ TOR	1-0
211	TONY ESPOSITO	10/25/70	@ BUF	4-0
212	TONY ESPOSITO	11/22/70	CALIF	9-0
213	TONY ESPOSITO	01/21/71	DET	2-0
214	TONY ESPOSITO	02/07/71	PIT	1-0
215	TONY ESPOSITO	03/21/71	DET	2-0
216	TONY ESPOSITO	10/13/71	STL	1-0
217	TONY ESPOSITO	10/17/71	LAK	4-0
218	GARY SMITH	11/03/71	PHI	3-0
219	TONY ESPOSITO	11/17/71	VAN	3-0
220	GARY SMITH	12/05/71	LAK	7-0
221	GARY SMITH	12/19/71	STL	2-0
222	GARY SMITH	01/08/72	@ PIT	4-0
223	TONY ESPOSITO	01/19/72	CALIF	2-0
224	TONY ESPOSITO	01/23/72	TOR	4-0
225	TONY ESPOSITO	01/27/72	VAN	4-0
226	TONY ESPOSITO	02/06/72	MIN	5-0
227	TONY ESPOSITO	02/26/72	CALIF	3-0
228	TONY ESPOSITO	03/26/72	STL	4-0

LEADERSHIP
PLAYERS
2019-20
OPPONENTS
TRADITION
RECORDS
PLAYOFFS
HISTORY
MINORS
MEDIA

# AT ST. LOUIS, MO.

# ALL-TIME SHUTOUTS

NO.	NAME	DATE	TEAM	SCORE
229	GARY SMITH	04/01/72	@ STL	2-0
230	TONY ESPOSITO	12/06/72	LAK	6-0
231	TONY ESPOSITO	12/17/72	LAK	2-0
232	TONY ESPOSITO	01/06/73	@ MIN	2-0
233	TONY ESPOSITO	03/24/73	ATL	7-0
234	TONY ESPOSITO	10/10/73	@ LAK	3-0
235	TONY ESPOSITO	10/17/73	VAN	5-0
236	TONY ESPOSITO	11/09/73	@ VAN	4-0
237	TONY ESPOSITO	11/11/73	@ LAK	3-0
238	TONY ESPOSITO	12/01/73	@ MTL	5-0
239	TONY ESPOSITO	02/03/74	STL	3-0
240	TONY ESPOSITO	02/08/74	@ ATL	3-0
241	TONY ESPOSITO	02/13/74	LAK	4-0
242	TONY ESPOSITO	02/16/74	@ NYI	4-0
243	TONY ESPOSITO	02/20/74	CALIF	3-0
244	MIKE VEISOR	03/24/74	MIN	6-0
245	TONY ESPOSITO	10/16/74	BOS	4-0
246	TONY ESPOSITO	10/20/74	MIN	6-0
247	TONY ESPOSITO	11/23/74	KC	6-0
248	TONY ESPOSITO	12/01/74	MIN	3-0
249	TONY ESPOSITO	12/22/74	TOR	3-0
250	TONY ESPOSITO	02/23/75	ATL	4-0*
251	TONY ESPOSITO	04/06/75	MIN	3-0
252	TONY ESPOSITO	10/12/75	VAN	3-0
253	TONY ESPOSITO	10/25/75	@ KC	4-0
254	TONY ESPOSITO	11/09/75	MIN	3-0
255	TONY ESPOSITO	01/18/76	PHI	2-0
256	TONY ESPOSITO	10/17/76	MIN	3-0
257	TONY ESPOSITO	01/22/77	@ DET	3-0
258	MIKE VEISOR	10/16/77	@ BUF	2-0
259	TONY ESPOSITO	10/23/77	STL	2-0
260	TONY ESPOSITO	12/18/77	ATL	3-0
261	MIKE VEISOR	12/28/77	TOR	4-0
262	TONY ESPOSITO	01/07/78	@ STL	0-0
263	TONY ESPOSITO	01/26/78	CLE	5-0
264	TONY ESPOSITO	04/01/78	DET	2-0
265	TONY ESPOSITO	01/10/79	LAK	3-0
266	TONY ESPOSITO	01/24/79	@ VAN	5-0
267	TONY ESPOSITO	03/02/79	@ COL	4-0
268	TONY ESPOSITO	03/25/79	COL	3-0
269	TONY ESPOSITO	10/24/79	WPG	4-0
270	TONY ESPOSITO	10/31/79	BUF	0-0
271	TONY ESPOSITO	11/21/79	WSH	4-0
272	TONY ESPOSITO	12/19/79	PIT	0-0
273	TONY ESPOSITO	12/23/79	NYI	8-0
274	TONY ESPOSITO	01/27/80	MIN	3-0
275	MURRAY BANNERMAN	10/11/81	CGY	3-0
276	TONY ESPOSITO	11/15/81	COL	10-0
277	MURRAY BANNERMAN	10/20/82	BUF	4-0
278	MURRAY BANNERMAN	11/21/82	DET	3-0
279	MURRAY BANNERMAN	02/01/83	@ STL	5-0
280	TONY ESPOSITO	03/27/83	DET	6-0
281	MURRAY BANNERMAN	03/30/83	MIN	5-0
282	MURRAY BANNERMAN	11/30/83	@ NYR	4-0
283	MURRAY BANNERMAN	01/08/84	VAN	2-0
284	TONY ESPOSITO	01/15/84	PIT	2-0
285	WARREN SKORODENSKI	11/17/84	@ HFD	7-0
286	WARREN SKORODENSKI	04/03/85	NJD	5-0
287	MURRAY BANNERMAN	11/20/85	VAN	2-0

\* TONY ESPOSITO AND MICHEL DUMAS SHARED A SHUTOUT.

NO.	NAME	DATE	TEAM	SCORE
288	BOB SAUVE	01/28/87	TOR	5-0
289	JACQUES CLOUTIER	10/15/89	DET	3-0
290	JACQUES CLOUTIER	10/29/89	WSH	1-0
291	ED BELFOUR	10/18/90	TOR	3-0
292	ED BELFOUR	12/31/90	@ DET	4-0
293	ED BELFOUR	01/28/91	@ VAN	1-0
294	ED BELFOUR	03/03/91	VAN	8-0
295	ED BELFOUR	11/10/91	HFD	3-0
296	ED BELFOUR	11/14/91	TOR	3-0
297	DOMINIK HASEK	01/09/92	TOR	2-0
298	ED BELFOUR	01/16/92	TOR	4-0
299	ED BELFOUR	01/25/92	@ MIN	2-0
300	ED BELFOUR	03/08/92	BOS	4-0
301	JIMMY WAITE	10/10/92	@ STL	3-0
302	ED BELFOUR	11/05/92	TOR	1-0
303	ED BELFOUR	11/12/92	STL	1-0
304	JIMMY WAITE	12/06/92	MTL	2-0
305	ED BELFOUR	12/12/92	@ MIN	3-0
306	ED BELFOUR	12/20/92	MIN	4-0
307	ED BELFOUR	12/31/92	TBL	5-0
308	ED BELFOUR	03/16/93	@ CGY	1-0
309	ED BELFOUR	03/28/93	HFD	3-0
310	ED BELFOUR	11/07/93	EDM	3-0
311	ED BELFOUR	12/19/93	ANA	2-0
312	ED BELFOUR	01/13/94	TBL	1-0
313	ED BELFOUR	01/25/94	@ DET	5-0
314	ED BELFOUR	01/31/94	@ OTT	1-0
315	ED BELFOUR	03/08/94	ANA	3-0
316	ED BELFOUR	03/09/94	@ LAK	4-0**
317	ED BELFOUR	02/01/95	@ EDM	7-0
318	ED BELFOUR	02/07/95	@ ANA	3-0
319	ED BELFOUR	02/09/95	@ STL	5-0
320	ED BELFOUR	03/05/95	ANA	3-0
321	ED BELFOUR	04/30/95	@ DET	4-0
322	JEFF HACKETT	12/23/95	@ DAL	2-0
323	JEFF HACKETT	12/31/95	NJD	5-0
324	JEFF HACKETT	01/12/96	ANA	3-0
325	ED BELFOUR	01/31/96	@ EDM	4-0
326	JEFF HACKETT	02/15/96	BOS	3-0
327	ED BELFOUR	11/10/96	OTT	2-0
328	JEFF HACKETT	02/15/97	NYR	2-0
329	JEFF HACKETT	03/02/97	@ ARI	4-0
330	CHRIS TERRERI	10/22/97	@ NYR	1-0
331	CHRIS TERRERI	10/29/97	VAN	3-0
332	JEFF HACKETT	11/19/97	@ ANA	4-0
333	JEFF HACKETT	12/17/97	@ EDM	0-0
334	JEFF HACKETT	12/20/97	@ VAN	5-0
335	JEFF HACKETT	12/28/97	ANA	2-0
336	JEFF HACKETT	01/29/98	@ SJS	3-0
337	JEFF HACKETT	02/28/98	@ COL	4-0
338	JEFF HACKETT	03/19/98	MTL	1-0
339	JEFF HACKETT	03/22/98	BOS	1-0
340	JOCELYN THIBAUT	12/31/98	NYI	1-0
341	JOCELYN THIBAUT	01/21/99	MTL	3-0
342	JOCELYN THIBAUT	02/17/99	VAN	4-0
343	JOCELYN THIBAUT	03/06/99	@ SJS	4-0
344	JOCELYN THIBAUT	10/27/99	@ MTL	1-0
345	STEVE PASSMORE	11/12/99	NYI	5-0
346	JOCELYN THIBAUT	03/21/00	@ ARI	3-0

\*\* NEUTRAL-SITE GAME PLAYED IN PHOENIX.

# ALL-TIME SHUTOUTS

NO.	NAME	DATE	TEAM	SCORE
347	JOCELYN THIBAUT	03/30/00	TOR	4-0
348	JOCELYN THIBAUT	12/03/00	CBJ	5-0
349	JOCELYN THIBAUT	12/16/00	@ NSH	3-0
350	JOCELYN THIBAUT	01/03/01	VAN	6-0
351	JOCELYN THIBAUT	01/17/01	FLA	5-0
352	JOCELYN THIBAUT	02/18/01	LAK	3-0
353	JOCELYN THIBAUT	02/23/01	ATL	1-0
354	JOCELYN THIBAUT	10/11/01	ARI	3-0
355	JOCELYN THIBAUT	12/17/01	@ DET	2-0
356	JOCELYN THIBAUT	01/04/02	TBL	2-0
357	JOCELYN THIBAUT	01/06/02	PIT	2-0
358	JOCELYN THIBAUT	01/16/02	@ FLA	3-0
359	JOCELYN THIBAUT	04/14/02	CBJ	2-0
360	JOCELYN THIBAUT	10/13/02	BUF	3-0
361	JOCELYN THIBAUT	11/05/02	@ DET	2-0
362	JOCELYN THIBAUT	11/07/02	ATL	5-0
363	JOCELYN THIBAUT	12/04/02	OTT	1-0
364	JOCELYN THIBAUT	12/30/02	@ LA	2-0
365	MICHAEL LEIGHTON	01/08/03	ARI	0-0
366	JOCELYN THIBAUT	01/12/03	NSH	2-0
367	JOCELYN THIBAUT	02/08/03	@ EDM	3-0
368	JOCELYN THIBAUT	03/14/03	@ ARI	4-0
369	JOCELYN THIBAUT	10/08/03	MIN	1-0
370	MICHAEL LEIGHTON	12/23/03	STL	3-0
371	MICHAEL LEIGHTON	12/28/03	DET	3-0
372	CRAIG ANDERSON	01/22/04	CBJ	7-0
373	ADAM MUNRO	01/26/06	CGY	2-0
374	CRAIG ANDERSON	03/01/06	NSH	3-0
375	BRIAN BOUCHER	11/12/06	CBJ	1-0
376	PATRICK LALIME	02/07/07	@ VAN	3-0
377	NIKOLAI KHABIBULIN	03/06/07	LAK	3-0
378	NIKOLAI KHABIBULIN	02/20/08	MIN	3-0
379	PATRICK LALIME	02/27/08	ARI	1-0
380	COREY CRAWFORD	03/05/08	ANA	3-0
381	NIKOLAI KHABIBULIN	03/19/08	WSH	5-0
382	NIKOLAI KHABIBULIN	10/22/08	EDM	3-0
383	CRISTOBAL HUET	12/10/08	OTT	2-0
384	CRISTOBAL HUET	01/06/09	@ ARI	6-0
385	CRISTOBAL HUET	02/19/09	@ FLA	4-0
386	NIKOLAI KHABIBULIN	04/05/09	@ CBJ	1-0
387	NIKOLAI KHABIBULIN	04/12/09	DET	3-0
388	ANTTI NIEMI	10/03/09	@ FLA	4-0*
389	CRISTOBAL HUET	10/24/09	NSH	2-0
390	ANTTI NIEMI	11/22/09	@ VAN	1-0
391	ANTTI NIEMI	12/13/09	TBL	4-0
392	CRISTOBAL HUET	12/16/09	STL	3-0

NO.	NAME	DATE	TEAM	SCORE
393	CRISTOBAL HUET	12/20/09	DET	3-0
394	ANTTI NIEMI	12/23/09	@ DET	3-0
395	CRISTOBAL HUET	01/14/10	CBJ	3-0
396	ANTTI NIEMI	03/18/10	@ LAK	3-0
397	ANTTI NIEMI	03/23/10	ARI	2-0
398	ANTTI NIEMI	03/31/10	@ MIN	4-0
399	MARTY TURCO	11/17/10	@ EDM	5-0
400	COREY CRAWFORD	01/09/11	NYI	5-0
401	COREY CRAWFORD	01/12/11	COL	4-0
402	COREY CRAWFORD	02/24/11	@ NSH	3-0
403	COREY CRAWFORD	03/23/11	FLA	4-0
404	COREY CRAWFORD	02/10/13	@ NSH	3-0
405	COREY CRAWFORD	02/24/13	CBJ	1-0
406	COREY CRAWFORD	02/28/13	@ STL	3-0**
407	RAY EMERY	03/26/13	CGY	2-0
408	RAY EMERY	04/06/13	@ NSH	1-0
409	RAY EMERY	04/09/13	@ MIN	1-0
410	COREY CRAWFORD	04/14/13	@ STL	2-0
411	ANTTI RAANTA	12/30/13	LAK	1-0
412	COREY CRAWFORD	02/05/14	@ ANA	2-0
413	COREY CRAWFORD	03/19/14	STL	4-0
414	ANTTI RAANTA	10/21/14	PHI	4-0
415	COREY CRAWFORD	11/04/14	@ MTL	5-0
416	ANTTI RAANTA	12/21/14	TOR	4-0
417	COREY CRAWFORD	02/26/15	@ FLA	3-0
418	SCOTT DARLING	03/18/15	@ NYR	1-0
419	COREY CRAWFORD	10/24/15	TBL	1-0
420	COREY CRAWFORD	10/26/15	ANA	1-0
421	COREY CRAWFORD	12/11/15	WPG	2-0
422	COREY CRAWFORD	12/13/15	VAN	4-0
423	COREY CRAWFORD	12/17/15	EDM	4-0
424	COREY CRAWFORD	01/03/16	OTT	3-0
425	COREY CRAWFORD	01/24/16	STL	2-0
426	SCOTT DARLING	03/18/16	@ WPG	4-0
427	COREY CRAWFORD	10/30/16	LAK	3-0
428	COREY CRAWFORD	11/03/16	COL	4-0
429	SCOTT DARLING	12/06/16	ARI	4-0
430	SCOTT DARLING	01/20/17	@ BOS	1-0
431	COREY CRAWFORD	11/01/17	PHI	3-0
432	COREY CRAWFORD	11/04/17	@ MIN	2-0
433	COREY CRAWFORD	11/14/18	STL	1-0
434	COREY CRAWFORD	3/16/19	@ MTL	2-0
435	COREY CRAWFORD	11/26/19	DAL	3-0
* GAME PLAYED IN HELSINKI, FINLAND.				
** COREY CRAWFORD AND RAY EMERY SHARED A SHUTOUT.				
CURRENT PLAYERS IN <b>BOLD RED</b> .				

## BLACKHAWKS 30+ WIN SEASONS

WINS	GOALIE	SEASON	GP	RECORD
43	ED BELFOUR	1990-91	74	43-19-7
41	ED BELFOUR	1992-93	71	41-18-11
38	TONY ESPOSITO	1969-70	63	38-17-8
37	ED BELFOUR	1993-94	70	37-24-6
35	TONY ESPOSITO	1970-71	57	35-14-6
35	COREY CRAWFORD	2015-16	58	35-18-5
34	GLENN HALL	1965-66	64	34-21-7
34	GLENN HALL	1963-64	65	34-19-11
34	TONY ESPOSITO	1973-74	70	34-14-21
34	TONY ESPOSITO	1974-75	71	34-30-7
33	JOCELYN THIBAUT	2001-02	67	33-23-9

WINS	GOALIE	SEASON	GP	RECORD
33	COREY CRAWFORD	2010-11	57	33-18-6
32	TONY ESPOSITO	1972-73	56	32-17-7
32	COREY CRAWFORD	2013-14	59	32-16-10
32	COREY CRAWFORD	2016-17	55	32-18-4
32	COREY CRAWFORD	2014-15	57	32-20-5
31	TONY ESPOSITO	1971-72	48	31-10-6
31	TONY ESPOSITO	1979-80	69	31-22-16
31	GLENN HALL	1961-62	70	31-26-13
30	GLENN HALL	1962-63	66	30-20-15
30	TONY ESPOSITO	1975-76	68	30-23-13
30	COREY CRAWFORD	2011-12	57	30-17-7

LEADERSHIP
PLAYERS
2019-20
OPPONENTS
TRADITION
RECORDS
PLAYOFFS
HISTORY
MINORS
MEDIA

# PENALTY SHOTS FOR AND AGAINST

## PENALTY SHOTS: AGAINST

PLAYER	DATE
EARL ROBINSON	12/16/34
CHARLIE CONACHER	12/22/34
BERT CONNOLLY	01/24/35
KING CLANCY	11/14/36
ALEX SHIBICKY	02/01/38
JOHN GALLAGHER	03/15/38
MUD BRUNETEAU	11/24/38
PAT EGAN	03/05/42
BEP GUIDOLIN	11/30/43
MAURICE RICHARD	03/17/45
SYL APPS	03/06/46
MAURICE RICHARD	01/01/52
LARRY LEACH	11/08/59
BRUCE MacGREGOR	01/31/62
J.C. TREMBLAY	02/17/62
JOHN BUCYK	11/01/62
MURRAY OLIVER	01/16/63
DOUG BARKLEY	11/20/63
FORBES KENNEDY	12/22/63
BOBBY ROUSSEAU	01/12/64
DEAN PRENTICE	12/27/64
FRANK MAHOVLICH	11/23/66
NORM ULLMAN	01/05/67
BOB DILLABOUGH	02/25/67
MIKE WALTON	03/10/68
BUSTER HARVEY	10/14/73
GREG POLIS	04/06/74
DENNIS MARUK	01/14/76
BOB NEVIN	02/11/76
BERNIE FEDERKO	02/17/79
PERRY TURNBULL	10/23/82
GREG TERRION	10/15/83
GILBERT PERREAULT	11/25/83
GREG TERRION	01/14/84
ANDY BRICKLEY	11/29/84
ROB RAMAGE	02/03/85
DEAN EVASON	01/13/88
STEVE TUTTLE	02/05/89
GREG ADAMS	12/10/89
JOE KOCUR	11/29/90
STEVE MALTAIS	02/25/93
PHILIPPE BOZON	04/03/93
RANDY WOOD	01/11/94
STEVE LARMER	01/16/94
ROMAN OKSIUTA	02/04/94
MARK HOWE	03/22/94
BRETT HULL	01/04/96
GEOFF COURTNALL	12/13/96
ADAM DEADMARSH	03/01/97
ROB ZAMUNER	10/09/97
MATS SUNDIN	01/10/98
DAVID VYBORNÝ	10/15/00
SERGEI BRYLIN	03/20/02
MARIAN GABORIK	02/05/03
MIKE KNUBLE	03/09/03
MIKE JOHNSON	03/14/03
ESA PIIRNES	10/12/03
MILAN HEIDUK	01/11/04

\* 0:12 FROM START OF GAME.

TOTAL ATTEMPTS: 94

OPPONENT
MTL MAROONS
@ Toronto
@ NY Rangers
@ Toronto
@ NY Rangers
@ NY Americans
@ DETROIT
@ NY Americans
@ Boston
@ Montreal
TORONTO
MONTREAL
@ Boston
@ Montreal
@ Boston
BOSTON
DETROIT
@ Boston
MONTREAL
BOSTON
@ Toronto
@ Detroit
BOSTON
TORONTO
MINNESOTA
@ St. Louis
@ California
LOS ANGELES
@ St. Louis
@ St. Louis
@ Toronto
@ Buffalo
@ Toronto
@ Pittsburgh
ST. LOUIS
HARTFORD
ST. LOUIS
VANCOUVER
DETROIT
@ Tampa Bay
@ St. Louis
BUFFALO
NY RANGERS
@ Edmonton
@ Detroit
ST. LOUIS
@ St. Louis
@ Colorado
TAMPA BAY
@ Toronto
COLUMBUS
NEW JERSEY
MINNESOTA
BOSTON
@ PHOENIX
LOS ANGELES
COLORADO

TOTAL GOALS: 33 (35.1%)

GOALIE	RESULT
LORNE CHABOT	GOAL
LORNE CHABOT	NO GOAL
LORNE CHABOT	NO GOAL
MIKE KARAKAS	GOAL
MIKE KARAKAS	GOAL
MIKE KARAKAS	NO GOAL
MIKE KARAKAS	NO GOAL
SAM LOPRESTI	GOAL
HEC HIGHTON	NO GOAL
DOUG STEVENSON	NO GOAL
MIKE KARAKAS	GOAL
HARRY LUMLEY	GOAL*
GLENN HALL	NO GOAL
GLENN HALL	NO GOAL
GLENN HALL	NO GOAL
GLENN HALL	NO GOAL
GLENN HALL	GOAL
GLENN HALL	NO GOAL
GLENN HALL	NO GOAL
DENIS DEJORDY	GOAL
GLENN HALL	GOAL
GLENN HALL	GOAL
GLENN HALL	NO GOAL
JACK NORRIS	NO GOAL
TONY ESPOSITO	NO GOAL
MIKE VEISOR	GOAL
TONY ESPOSITO	NO GOAL
TONY ESPOSITO	GOAL
TONY ESPOSITO	NO GOAL
MURRAY BANNERMAN	NO GOAL
TONY ESPOSITO	GOAL
MURRAY BANNERMAN	GOAL
MURRAY BANNERMAN	NO GOAL
MURRAY BANNERMAN	NO GOAL
MURRAY BANNERMAN	NO GOAL
DARREN PANG	NO GOAL
ALAIN CHEVRIER	NO GOAL
JACQUES CLOUTIER	NO GOAL
JACQUES CLOUTIER	GOAL
ED BELFOUR	NO GOAL
ED BELFOUR	GOAL
JEFF HACKETT	GOAL
ED BELFOUR	GOAL
ED BELFOUR	NO GOAL
ED BELFOUR	NO GOAL
JEFF HACKETT	NO GOAL
JEFF HACKETT	GOAL
JEFF HACKETT	GOAL
CHRIS TERRERI	NO GOAL
ANDREI TREFILOV	NO GOAL
ROBBIE TALLAS	GOAL
JOCELYN THIBAUT	NO GOAL
JOCELYN THIBAUT	NO GOAL
JOCELYN THIBAUT	GOAL
JOCELYN THIBAUT	NO GOAL
JOCELYN THIBAUT	NO GOAL
MICHAEL LEIGHTON	GOAL

# PENALTY SHOTS FOR AND AGAINST

PLAYER	DATE	OPPONENT	GOALIE	RESULT
ALEX ZHAMNOV	02/24/04	@ Philadelphia	MICHAEL LEIGHTON	NO GOAL
IVAN NOVOSELTSEV	04/03/04	@ Arizona	ADAM MUNRO	NO GOAL
JAY MCCLEMENT	10/11/05	@ St. Louis	NIKOLAI KHABIBULIN	GOAL
ROBERT LANG	11/01/05	@ Detroit	NIKOLAI KHABIBULIN	NO GOAL
DOUG WEIGHT	12/16/05	ST. LOUIS	NIKOLAI KHABIBULIN	NO GOAL
JARKKO RUUTU	01/05/06	VANCOUVER	CRAIG ANDERSON	GOAL
ALEXANDRE BURROWS	01/05/06	VANCOUVER	CRAIG ANDERSON	NO GOAL
STEVE SULLIVAN	01/08/06	NASHVILLE	CRAIG ANDERSON	GOAL
DAN FRITSCHÉ	03/15/06	COLUMBUS	NIKOLAI KHABIBULIN	NO GOAL
NIKLAS HAGMAN	10/20/06	@ Dallas	BRIAN BOUCHER	NO GOAL
JARRET STOLL	12/10/06	EDMONTON	NIKOLAI KHABIBULIN	GOAL
RICK NASH	12/31/06	@ Columbus	NIKOLAI KHABIBULIN	NO GOAL
BILL GUERIN	03/13/07	@ San Jose	PATRICK LALIME	GOAL
MARK STREIT	01/08/08	@ Montreal	PATRICK LALIME	NO GOAL
DANIEL SEDIN	02/10/08	@ Vancouver	NIKOLAI KHABIBULIN	NO GOAL
MATT STAJAN	11/22/08	@ Toronto	NIKOLAI KHABIBULIN	NO GOAL
RICK NASH	04/08/09	COLUMBUS	NIKOLAI KHABIBULIN	NO GOAL
MATTHEW LOMBARDI	03/20/10	@ Arizona	ANTTI NIEMI	NO GOAL
JAKUB VORACEK	03/25/10	@ Columbus	CRISTOBAL HUET	GOAL
BRAD BOYES	04/07/10	ST. LOUIS	ANTTI NIEMI	GOAL
TEEMU SELANNE	01/02/11	@ Anaheim	COREY CRAWFORD	NO GOAL
MIKHAIL GRABOVSKI	03/05/11	@ Toronto	COREY CRAWFORD	NO GOAL
ERIC STAAL	10/28/11	@ Carolina	COREY CRAWFORD	NO GOAL
MIKE RICHARDS	12/28/11	LOS ANGELES	COREY CRAWFORD	NO GOAL
RYAN GARbutt	01/24/13	@ Dallas	COREY CRAWFORD	NO GOAL
JONATHAN HUBERDEAU	10/22/13	@ Florida	COREY CRAWFORD	NO GOAL
T.J. GALLIARDI	11/03/13	CALGARY	COREY CRAWFORD	NO GOAL
SAM GAGNER	11/10/13	EDMONTON	COREY CRAWFORD	NO GOAL
ALEX CHIASSON	11/29/13	@ Dallas	COREY CRAWFORD	NO GOAL
ANTOINE ROUSSEL	12/03/13	DALLAS	COREY CRAWFORD	GOAL
DUSTIN BROWN	12/30/13	LOS ANGELES	ANTTI RAANTA	NO GOAL
NINO NIEDERREITER	12/16/14	MINNESOTA	ANTTI RAANTA	GOAL
JASON ZUCKER	01/11/15	MINNESOTA	COREY CRAWFORD	NO GOAL
DEREK MACKENZIE	02/24/15	FLORIDA	SCOTT DARLING	NO GOAL
RADEK FAKSA	11/30/17	DALLAS	COREY CRAWFORD	GOAL
JACK EICHEL	12/08/17	BUFFALO	COREY CRAWFORD	NO GOAL
JESPER BRATT	12/23/17	NEW JERSEY	ANTON FORSBERG	GOAL
WILLIAM NYLANDER	1/24/18	TORONTO	JEFF GLASS	NO GOAL
MARK SCHEIFELE	04/01/19	WINNIPEG	COREY CRAWFORD	NO GOAL
JONATHAN MARCHESSAULT	11/13/19	@ VEGAS	COREY CRAWFORD	NO GOAL
MATTIAS JANMARK	02/23/20	@ DALLAS	COREY CRAWFORD	NO GOAL

## PENALTY SHOTS: FOR

PLAYER	DATE
PAUL THOMPSON	01/01/36
PAUL THOMPSON	02/23/36
PAUL THOMPSON	02/01/38
JOFFRE DESILETS	12/25/39
JOE COOPER	12/04/41
MAX BENTLEY	02/01/42
JIM CONACHER	12/04/48
CHICO MAKI	12/15/68
JIM PAPPIN	11/27/71
STAN MIKITA	03/15/72
PIT MARTIN	11/08/72
JIM PAPPIN	10/23/74
STAN MIKITA	10/23/74
CLIFF KOROLL	10/24/76
ALAIN DAIGLE	11/21/76
GLEN SHARPLEY	02/12/81

TOTAL ATTEMPTS: 75

OPPONENT
DETROIT
TORONTO
@ NY Rangers
@ Boston
MONTREAL
MONTREAL
@ Toronto
OAKLAND
@ Toronto
NY RANGERS
NY ISLANDERS
WASHINGTON
WASHINGTON
ST. LOUIS
@ Pittsburgh
LOS ANGELES

TOTAL GOALS: 17 (22.6%)

GOALIE	RESULT
NORM SMITH	GOAL
GEORGE HAINSWORTH	GOAL
DAVE KERR	NO GOAL
FRANK BRIMSİK	NO GOAL
BERT GARDINER	GOAL
PAUL BIBEALUT	NO GOAL
TURK BRODA	NO GOAL
GARY SMITH	NO GOAL
BERNIE PARENT	NO GOAL
ED GIACOMIN	NO GOAL
GERRY DESJARDINS	NO GOAL
MICHEL BELHUMIER	NO GOAL
MICHEL BELHUMIER	NO GOAL
ED JOHNSTON	GOAL
DUNC WILSON	NO GOAL
MARIO LESSARD	NO GOAL

LEADERSHIP
PLAYERS
2019-20
OPPONENTS
TRADITION
RECORDS
PLAYOFFS
HISTORY
MINORS
MEDIA



# PENALTY SHOTS FOR AND AGAINST

	PLAYER	DATE	OPPONENT	GOALIE	RESULT
	DENIS SAVARD	01/10/82	VANCOUVER	RICHARD BRODEUR	NO GOAL
	DENIS SAVARD	01/04/83	@ ST. LOUIS	MIKE LIUT	GOAL
	RICK PATERSON	10/15/83	@TORONTO	MIKE PALMATEER	NO GOAL
	BILL GARDNER	10/13/84	@ NY Islanders	KELLY HRUDEY	GOAL
	DENIS SAVARD	10/23/84	CALGARY	DON EDWARDS	NO GOAL
	DOUG WILSON	01/13/85	NY ISLANDERS	BILL SMITH	NO GOAL
	DENIS SAVARD	03/10/85	MINNESOTA	ROLAND MELANSON	NO GOAL
	DENIS SAVARD	12/15/85	DETROIT	GREG STEFAN	GOAL
	TROY MURRAY	12/30/87	MINNESOTA	KARI TAKKO	GOAL
	DENIS SAVARD	02/03/88	DETROIT	GLEN HANLON	NO GOAL
	STEVE LARMER	02/22/89	MINNESOTA	KARI TAKKO	NO GOAL
	DAVE MANSON	01/24/91	BUFFALO	DARCY WAKALUK	NO GOAL
	WAYNE PRESLEY	02/09/91	@ Boston	REGGIE LEMELIN	GOAL
	MICHEL GOULET	02/26/91	@ St. Louis	PAT JABLONSKI	NO GOAL
	BRYAN MARCHMENT	12/31/92	TAMPA BAY	PAT JABLONSKI	NO GOAL
	JEREMY ROENICK	03/07/95	CALGARY	ANDREI TREFILOV	NO GOAL
	DIRK GRAHAM	03/09/95	LOS ANGELES	KELLY HRUDEY	NO GOAL
	JIM CUMMINS	04/07/96	DETROIT	MIKE VERNON	NO GOAL
	TONY AMONTE	02/01/98	@ Anaheim	GUY HEBERT	NO GOAL
	TODD WHITE	02/26/99	LOS ANGELES	JAMIE STORR	NO GOAL
	DOUG GILMOUR	10/16/99	@ Pittsburgh	PETER SKUDRA	NO GOAL
	ALEX ZHAMNOV	03/22/01	NASHVILLE	TOMAS VOUKON	NO GOAL
	KYLE CALDER	12/01/01	@ Toronto	CURTIS JOSEPH	NO GOAL
	ALEX ZHAMNOV	12/30/01	ANAHEIM	STEVE SHIELDS	NO GOAL
	STEVE SULLIVAN	11/15/02	WASHINGTON	OLAF KOLZIG	NO GOAL
	ALEX ZHAMNOV	12/13/02	@ Buffalo	MARTIN BIRON	GOAL
	STEVE SULLIVAN	02/25/03	PHILADELPHIA	ROMAN CECHEMANEK	NO GOAL
	<b>DUNCAN KEITH</b>	03/30/07	COLUMBUS	BRIAN BOUCHER	NO GOAL
	PATRICK SHARP	12/22/07	@ Ottawa	BRIAN BOUCHER	NO GOAL
	<b>PATRICK KANE</b>	01/09/08	DALLAS	MARTY TURCO	NO GOAL
	RENE BOURQUE	01/19/08	@ Arizona	ILJA BRYZGALOV	NO GOAL
	ROBERT LANG	03/11/08	@ Detroit	CHRIS OSGOOD	NO GOAL
	PATRICK SHARP	11/12/08	BOSTON	TIM THOMAS	NO GOAL
	<b>JONATHAN TOEWS</b>	03/20/09	EDMONTON	DWAYNE ROLOSON	NO GOAL
	PATRICK SHARP	03/29/09	VANCOUVER	ROBERTO LUONGO	NO GOAL
	DUSTIN BYFUGLIEN	04/11/09	@ Detroit	TY CONKLIN	GOAL
	PATRICK SHARP	10/14/09	EDMONTON	NIKOLAI KHABIBULIN	NO GOAL
	TROY BROUWER	12/13/09	TAMPA BAY	ANTERO NIITYMAKI	NO GOAL
	<b>PATRICK KANE</b>	01/21/10	@ Calgary	MIKKA KIPRUSOFF	NO GOAL
	JACK SKILLE	12/26/10	COLUMBUS	MATHIEU GARON	NO GOAL
	VIKTOR STALBERG	01/05/11	DALLAS	KARI LEHTONEN	NO GOAL
	MARIAN HOSSA	01/23/11	PHILADELPHIA	SERGEI BOBROVSKY	GOAL
	<b>JONATHAN TOEWS</b>	12/30/11	DETROIT	JIMMY HOWARD	GOAL
	JIMMY HAYES	01/08/12	DETROIT	TY CONKLIN	NO GOAL
	<b>JONATHAN TOEWS</b>	02/16/12	@ NY Rangers	MARTIN BIRON	GOAL
	PATRICK SHARP	03/02/12	@ Ottawa	ROBIN LEHNER	NO GOAL
	VIKTOR STALBERG	03/11/12	LOS ANGELES	JONATHAN QUICK	NO GOAL
	<b>PATRICK KANE</b>	11/02/13	@ Winnipeg	AL MONTTOYA	NO GOAL
	PATRICK SHARP	11/17/13	SAN JOSE	ANTTI NIEMI	GOAL
	<b>ANDREW SHAW</b>	10/26/14	OTTAWA	CRAIG ANDERSON	NO GOAL
	BRANDON SAAD	03/21/15	@ Dallas	KARI LEHTONEN	NO GOAL
	<b>ANDREW SHAW</b>	11/04/15	ST. LOUIS	BRIAN ELLIOTT	GOAL
	ANDREW LADD	04/07/16	ST. LOUIS	BRIAN ELLIOTT	NO GOAL
	MARCUS KRUGER	12/20/16	OTTAWA	MIKE CONDON	NO GOAL
	TOMMY WINGLES	10/21/17	@ ARIZONA	LOUIS DUMINGUE	NO GOAL
	BRANDON SAAD	11/11/17	@ CAROLINA	SCOTT DARLING	NO GOAL
	PATRICK SHARP	02/13/18	VEGAS	MARC-ANDRE FLEURY	NO GOAL
	ANTHONY DUCCLAIR	03/01/18	@ SAN JOSE	MARTIN JONES	NO GOAL
	BRENDAN PERLINI	02/02/19	@ MINNESOTA	ALEX STALOCK	NO GOAL
	<b>JONATHAN TOEWS</b>	03/11/19	ARIZONA	CALVIN PICKARD	GOAL
	ZACK SMITH	11/13/19	@ VEGAS	MARC-ANDRE FLEURY	NO GOAL
	BRANDON SAAD	2/21/20	NASHVILLE	PEKKA RINNE	NO GOAL

# ALL-TIME SHOOTOUTS

## ALL-TIME SHOOTOUTS

DATE	OPP.	RESULT	GAME SCORE	RDS	SCORE	CHI GOALTENDER	OPP. GOALTENDER	CHI SCORERS
10/14/05	@ COL	W	3-2	3	3-1	N. KHABIBULIN	P. BUDAJ	ARNASON, RUUTU, VOROBIEV
12/02/05	@ TBL	L	3-2	3	2-1	C. ANDERSON	J. GRAHAME	BOURQUE
12/11/05	@ ATL	W	5-4	5	3-2	N. KHABIBULIN	M. GARNETT	VOROBIEV, SPACEK, HOLMOVIST
01/15/06	NJD	L	3-2	4	2-1	A. MUNRO	M. BRODEUR	HOLMOVIST
02/02/06	@ STL	L	6-5	3	2-1	C. CRAWFORD	C. SANFORD	VRBATA
03/03/06	VAN	L	5-4	3	1-0	C. ANDERSON	A. AULD	NONE
03/24/06	@ DAL	L	3-2	8	2-1	N. KHABIBULIN	J. HEDBERG	BARNABY
04/08/06	@ NSH	L	2-1	2	2-0	C. ANDERSON	C. MASON	NONE
11/09/06	@ NJD	L	2-1	2	2-0	B. BOUCHER	M. BRODEUR	NONE
11/16/06	@ ARI	L	3-2	3	2-1	B. BOUCHER	C. JOSEPH	HAMILTON
11/17/06	@ ANA	W	4-3	3	1-0	N. KHABIBULIN	I. BRYZGALOV	RUUTU
12/05/06	@ MIN	L	3-2	6	3-2	N. KHABIBULIN	M. FERNANDEZ	HAMILTON, SMOLINSKI
12/07/06	ARI	L	2-1	6	2-1	N. KHABIBULIN	M. TELLOVIST	RUUTU
01/14/07	MIN	L	4-3	3	1-0	N. KHABIBULIN	M. FERNANDEZ	NONE
02/06/07	@ CGY	W	3-2	2	2-0	N. KHABIBULIN	M. KIPRUSOFF	HAVLAT, HAMILTON
02/14/07	@ PIT	L	5-4	3	2-0	N. KHABIBULIN	M. FLEURY	NONE
02/16/07	VAN	L	2-1	2	2-0	P. LALIME	R. LUONGO	NONE
03/04/07	OTT	W	4-3	4	2-1	P. LALIME	M. GERBER	HAMILTON, VRBATA
03/15/07	@ LAK	W	4-3	7	3-2	N. KHABIBULIN	S. BURKE	HAYLAT, SHARP, ALEXEEV
04/03/07	@ NSH	W	3-2	3	3-1	P. LALIME	C. MASON	WILLIAMS, VRBATA, HAMILTON
04/05/07	DET	W	3-2	4	2-1	N. KHABIBULIN	C. OSGOOD	WILLIAMS, SHARP
10/06/07	DET	W	4-3	3	1-0	N. KHABIBULIN	D. HASEK	KANE
11/24/07	@ EDM	L	3-2	3	2-0	N. KHABIBULIN	D. ROLOSON	NONE
01/13/08	@ NSH	W	3-2	3	2-1	P. LALIME	D. ELLIS	KANE, SHARP
01/18/08	@ COL	W	2-1	4	2-1	P. LALIME	J. THEODORE	KANE, LANG
01/19/08	@ ARI	W	2-1	2	2-0	P. LALIME	I. BRYZGALOV	KANE, HAVLAT
02/02/08	@ SJS	L	3-2	5	2-1	N. KHABIBULIN	E. NABOKOV	KANE
02/10/08	@ VAN	L	3-2	3	1-0	N. KHABIBULIN	R. LUONGO	NONE
03/22/08	@ NSH	L	2-1	3	2-1	N. KHABIBULIN	D. ELLIS	KANE
03/30/08	CBJ	W	5-4	3	1-0	N. KHABIBULIN	F. NORRENA	KANE
10/13/08	NSH	L	3-2	2	2-0	C. HUET	D. ELLIS	NONE
10/18/08	@ STL	L	4-3	4	2-1	N. KHABIBULIN	M. LEGACE	TOEWS
10/25/08	DET	L	6-5	4	2-1	N. KHABIBULIN	T. CONKLIN	TOEWS
11/01/08	@ CBJ	W	4-3	3	1-0	C. HUET	F. NORRENA	TOEWS
11/12/08	BOS	L	2-1	3	2-1	N. KHABIBULIN	T. THOMAS	KANE
11/18/08	@ ARI	W	3-2	2	2-0	N. KHABIBULIN	I. BRYZGALOV	TOEWS, SHARP
12/06/08	@ DET	L	5-4	3	1-0	C. HUET	T. CONKLIN	NONE
03/11/09	CAR	W	3-2	4	3-2	C. HUET	C. WARD	TOEWS, KANE, VERSTEEG
03/20/09	EDM	L	5-4	2	2-0	N. KHABIBULIN	D. ROLOSON	NONE
03/25/09	SJS	W	6-5	2	2-0	N. KHABIBULIN	E. NABOKOV	KANE, TOEWS
04/08/09	CBJ	L	4-3	3	1-0	N. KHABIBULIN	S. MASON	NONE
10/02/09	FLA	L	4-3	3	2-1	C. HUET	T. VOKOUN	TOEWS
10/10/09	COL	W	4-3	9	4-3	C. HUET	C. ANDERSON	TOEWS, VERSTEEG, KOPECKY, LADD
11/06/09	@ COL	L	4-3	8	2-1	A. NIEMI	C. ANDERSON	KANE
11/11/09	COL	W	3-2	3	2-1	C. HUET	C. ANDERSON	TOEWS, SHARP
11/28/09	@ LAK	L	2-1	2	2-0	C. HUET	J. QUICK	NONE
12/01/09	CBJ	W	4-3	11	2-1	C. HUET	S. MASON	HOSSA, SEABROOK
12/18/09	BOS	W	5-4	2	2-0	A. NIEMI	T. THOMAS	TOEWS, KANE
01/09/10	@ MIN	L	6-5	8	2-1	C. HUET	J. HARDING	KANE
01/17/10	@ DET	W	4-3	4	3-2	A. NIEMI	J. HOWARD	TOEWS, HOSSA, SHARP
02/05/10	ARI	L	2-1	4	2-1	C. HUET	J. LABARBERA	TOEWS
02/09/10	DAL	W	4-3	5	1-0	A. NIEMI	M. TURCO	VERSTEEG
02/13/10	ATL	W	5-4	3	1-0	A. NIEMI	O. PAVELEC	TOEWS
02/14/10	@ CBJ	W	5-4	4	2-1	A. NIEMI	M. GARON	KANE, BROUWER
03/20/10	@ ARI	L	5-4	3	1-0	A. NIEMI	I. BRYZGALOV	NONE
04/02/10	@ NJD	W	2-1	3	1-0	A. NIEMI	M. BRODEUR	TOEWS
10/20/10	VAN	W	2-1	3	3-2	M. TURCO	R. LUONGO	TOEWS, SHARP, KANE
11/06/10	@ ATL	W	5-4	5	2-1	M. TURCO	O. PAVELEC	TOEWS, STALBERG
11/13/10	@ NSH	L	4-3	3	1-0	M. TURCO	P. RINNE	NONE

LEADERSHIP

PLAYERS

2019-20

OPPONENTS

TRADITION

RECORDS

PLAYOFFS

HISTORY

MINORS

MEDIA

# ALL-TIME SHOOTOUTS

## ALL-TIME SHOOTOUTS

	DATE	OPP.	RESULT	GAME SCORE	RDS	SCORE	CHI GOALTENDER	OPP. GOALTENDER	CHI SCORERS
LEADERSHIP	01/15/11	@ NSH	L	3-2	3	1-0	C. CRAWFORD	P. RINNE	NONE
	02/11/11	@ DAL	L	4-3	3	3-1	M. TURCO	K. LEHTONEN	TOEWS
	02/12/11	@ ARI	L	3-2	3	1-0	C. CRAWFORD	I. BRYZGALOV	NONE
	02/20/11	PIT	W	3-2	3	1-0	C. CRAWFORD	M. FLEURY	KANE
	02/27/11	ARI	W	4-3	3	1-0	C. CRAWFORD	I. BRYZGALOV	TOEWS
	03/09/11	@ TBL	L	4-3	3	1-0	C. CRAWFORD	D. ROLOSON	NONE
	04/01/11	@ CBJ	W	4-3	3	1-0	C. CRAWFORD	M. GARON	STALBERG
	10/15/11	BOS	L	3-2	3	1-0	C. CRAWFORD	T. THOMAS	NONE
	10/22/11	COL	L	5-4	3	1-0	C. CRAWFORD	S. VARLAMOV	NONE
	10/25/11	ANA	W	3-2	3	2-1	C. CRAWFORD	J. HILLER	TOEWS, KANE
PLAYERS	11/03/11	@ FLA	W	3-2	3	1-0	C. CRAWFORD	J. MARKSTROM	KANE
	12/02/11	NYI	W	5-4	3	1-0	C. CRAWFORD	A. MONTOYA	TOEWS
	12/05/11	ARI	L	4-3	2	2-0	R. EMERY	M. SMITH	NONE
	12/14/11	@ MIN	W	4-3	2	2-0	R. EMERY	N. BACKSTROM	TOEWS, KANE
	03/11/12	LAK	L	3-2	6	1-0	R. EMERY	J. QUICK	NONE
	03/13/12	STL	W	4-3	3	1-0	C. CRAWFORD	J. HALAK	KANE
	03/27/12	@ NJD	L	2-1	5	2-1	C. CRAWFORD	M. BRODEUR	SHARP
	03/29/12	STL	W	4-3	4	1-0	C. CRAWFORD	J. HALAK	BOLLAND
	04/01/12	MIN	L	5-4	3	2-1	R. EMERY	J. HARDING	KANE
	04/05/12	@ MIN	L	2-1	3	1-0	C. CRAWFORD	J. HARDING	NONE
OPPONENTS	04/07/12	@ DET	W	3-2	3	1-0	C. CRAWFORD	J. HOWARD	KANE
	01/30/13	@ MIN	L	3-2	3	2-1	C. CRAWFORD	N. BACKSTROM	TOEWS
	02/01/13	@ VAN	L	2-1	4	1-0	C. CRAWFORD	R. LUONGO	NONE
	02/02/13	@ CGY	W	3-2	3	1-0	R. EMERY	M. KIPRUSOFF	KANE
	02/12/13	ANA	L	3-2	3	2-1	C. CRAWFORD	V. FASTH	TOEWS
	02/19/13	VAN	W	4-3	3	2-1	R. EMERY	C. SCHNEIDER	KANE, SHAW
	03/03/13	@ DET	W	2-1	3	1-0	C. CRAWFORD	J. HOWARD	KANE
	03/14/13	@ CBJ	W	2-1	3	2-1	C. CRAWFORD	S. BOBROVSKY	TOEWS, KANE
	04/01/13	NSH	W	3-2	5	2-1	C. CRAWFORD	P. RINNE	TOEWS, ROZSIVAL
	04/04/13	STL	L	4-3	6	4-3	C. CRAWFORD	B. ELLIOTT	TOEWS, KANE, HOSSA
TRADITION	04/12/13	DET	W	3-2	5	2-1	C. CRAWFORD	J. HOWARD	HOSSA, SAAD
	04/20/13	ARI	L	3-2	3	2-1	C. CRAWFORD	M. SMITH	KANE
	10/05/13	TBL	L	3-2	3	1-0	C. CRAWFORD	B. BISHOP	NONE
	10/15/13	@ CAR	W	3-2	3	1-0	C. CRAWFORD	C. WARD	SHARP
	10/17/13	STL	L	3-2	3	1-0	C. CRAWFORD	J. HALAK	NONE
	10/22/13	@ FLA	W	3-2	3	2-0	C. CRAWFORD	J. MARKSTROM	TOEWS, SHARP
	11/14/13	ARI	W	5-4	4	2-1	C. CRAWFORD	M. SMITH	TOEWS, PIRRI
	11/29/13	@ DAL	W	2-1	11	2-1	C. CRAWFORD	K. LEHTONEN	SHARP, SMITH
	12/06/13	ANA	L	3-2	3	2-1	A. RAANTA	J. HILLER	TOEWS
	12/20/13	VAN	L	3-2	8	2-1	A. RAANTA	E. LACK	SHARP
RECORDS	12/28/13	@ STL	L	6-5	5	3-2	A. RAANTA	B. ELLIOTT	TOEWS, SHARP
	01/05/14	SJS	L	3-2	2	2-0	C. CRAWFORD	A. STALOCK	NONE
	01/19/14	BOS	W	3-2	3	2-1	C. CRAWFORD	T. RASK	TOEWS, KANE
	01/22/14	@ DET	L	5-4	6	3-2	C. CRAWFORD	J. GUSTAVSSON	TOEWS, SHARP
	02/01/14	@ SJS	L	2-1	3	3-1	C. CRAWFORD	A. NIEMI	TOEWS
	04/03/14	MIN	W	3-2	3	1-0	C. CRAWFORD	I. BRYZGALOV	HOSSA
	10/09/14	@ DAL	W	3-2	3	1-0	C. CRAWFORD	K. LEHTONEN	KANE
	10/30/14	@ OTT	W	5-4	3	1-0	S. DARLING	C. ANDERSON	SHARP
	11/11/14	TBL	W	3-2	3	1-0	C. CRAWFORD	B. BISHOP	KANE
	12/09/14	@ NJD	W	3-2	2	2-0	S. DARLING	K. KINKAID	TOEWS, KANE
PLAYOFFS	12/20/14	@ CBJ	L	3-2	9	2-1	C. CRAWFORD	S. BOBROVSKY	SHAW
	12/29/14	NSH	W	5-4	3	1-0	C. CRAWFORD	P. RINNE	TOEWS
	12/19/15	@ BUF	W	3-2	3	1-0	C. CRAWFORD	C. JOHNSON	KANE
	01/21/15	@ PIT	W	3-2	2	2-0	C. CRAWFORD	M. FLEURY	TOEWS, KANE
	02/09/15	ARI	L	3-2	3	2-1	A. RAANTA	M. SMITH	KANE
	02/15/15	PIT	W	2-1	3	3-2	C. CRAWFORD	M. FLEURY	TOEWS, KANE, SHARP
	01/07/11	OTT	W	3-2	2	2-0	C. CRAWFORD	B. ELLIOTT	TOEWS, KANE
	02/18/15	DET	L	3-2	3	2-1	C. CRAWFORD	J. HOWARD	TOEWS

CURRENT PLAYERS IN BOLD RED.

# DOUBLE-FIGURE GOAL GAMES

## ALL-TIME SHOOTOUTS CONTINUED

DATE	OPP.	RESULT	GAME SCORE	RDS	SCORE	CHI GOALTENDER	OPP. GOALTENDER	CHI SCORERS
02/24/15	FLA	W	3-2	2	2-0	S. DARLING	R. LUONGO	TOEWS, SHARP
03/06/15	EDM	W	2-1	3	1-0	C. CRAWFORD	B. SCRIVENS	VERMETTE
03/09/16	@ STL	L	3-2	6	3-2	C. CRAWFORD	J. ALLEN	PANARIN, ANISIMOV
03/20/16	MIN	L	3-2	3	1-0	S. DARLING	D. DUBNYK	NONE
10/22/16	TOR	W	5-4	3	2-1	S. DARLING	F. ANDERSEN	TOEWS, PANARIN
10/24/16	CGY	L	3-2	7	1-0	C. CRAWFORD	B. ELLIOTT	NONE
11/29/16	FLA	W	2-1	3	2-0	C. CRAWFORD	R. LUONGO	PANARIN, PANIK
03/03/17	NYI	W	2-1	3	2-0	C. CRAWFORD	T. GREISS	TOEWS, PANARIN
03/23/17	DAL	W	3-2	3	2-1	C. CRAWFORD	K. LEHTONEN	KANE, PANARIN
12/02/17	@DAL	L	3-2	2	2-0	A. FORSBERG	B. BISHOP	NONE
02/21/18	OTT	W	3-2	7	3-2	A. FORSBERG	M. CONDON	KANE, DEBRINCAT, SCHMALTZ
03/26/18	SJS	L	4-3	4	2-1	A. FORSBERG	M. JONES	SHARP
11/16/18	LAK	L	2-1	2	2-0	C. CRAWFORD	C. PETERSON	NONE
01/22/19	NYI	W	3-2	2	2-0	C. WARD	R. LEHNER	TOEWS, KANE
03/07/19	BUF	W	5-4	3	3-1	C. CRAWFORD	C. HUTTON	TOEWS, KANE, DEBRINCAT
04/03/19	STL	W	4-3	3	1-0	C. WARD	J. ALLEN	TOEWS
10/22/19	VGK	L	2-1	3	2-1	R. LEHNER	M. FLEURY	TOEWS
11/09/19	PIT	L	3-2	3	2-1	C. CRAWFORD	M. MURRAY	KANE
11/23/19	DAL	L	2-1	2	2-0	R. LEHNER	A. KHUDOBIN	NONE
12/06/19	NJD	W	2-1	5	3-2	C. CRAWFORD	M. BLACKWOOD	TOEWS, KANE, DACH
12/07/19	ARI	L	4-3	3	2-1	R. LEHNER	D. KUEMPER	KANE
12/29/19	CBJ	W	3-2	3	2-1	R. LEHNER	E. MERZLIKINS	TOEWS, KANE
02/01/20	ARI	W	3-2	2	2-0	C. CRAWFORD	A. RAANTA	TOEWS, KANE
2/29/20	FLA	W	3-2	2	2-0	C. CRAWFORD	S. BOBROVSKY	TOEWS, KANE
<b>TOTAL</b>			<b>69-64 (.518)</b>					

## DOUBLE-FIGURE GOALS AGAINST

DATE	OPPONENT	SCORE
01/24/28	@ MTL	10-0
03/12/29	@ BOS	11-1
03/19/32	@ TOR	11-3
10/29/44	TOR	11-5
01/06/45	@ MTL	10-1
11/30/46	@ TOR	11-0
01/08/47	@ TOR	10-4
03/08/47	@ TOR	12-4
03/16/47	DET	10-6
12/06/47	@ TOR	12-5
03/05/50	@ BOS	11-4
02/07/51	@ DET	11-3
03/04/51	@ BOS	10-2
03/10/51	@ MTL	12-2
03/12/52	@ NYR	10-2
11/22/52	@ DET	10-1
01/09/54	@ MTL	12-1
01/09/58	@ MTL	11-3
12/14/68	@ BOS	10-5
02/15/75	@ MTL	12-3
02/21/76	@ PIT	10-1
11/06/76	@ MTL	11-3
02/20/77	TOR	10-8
11/26/80	@ EDM	10-3
01/12/83	EDM	10-4
10/15/83	@ TOR	10-8

## DOUBLE-FIGURE GOALS FOR

DATE	OPPONENT	SCORE
11/05/83	@ MIN	10-5
12/11/85	EDM	12-9
03/15/86	@ HFD	11-4
12/04/87	@ DET	12-0
10/16/88	BOS	10-3
11/12/98	TOR	10-3 0
1/01/31	PHI QU	10-3
02/22/40	MTL	10-1
01/28/43	NYR	10-1
11/14/43	NYR	10-5
10/30/49	BOS	10-4
02/17/55	BOS	10-2
12/04/55	@ BOS	10-1
12/08/66	@ BOS	10-2
10/16/68	MIN	10-4
01/30/69	@ PHI	12-0
04/05/70	MTL	10-2
10/21/74	STL	10-3
02/22/75	WSH	10-3
11/23/80	HFD	11-3
11/08/81	CGY	10-4
11/15/81	COL	10-0
12/15/82	WPG	10-3
10/12/88	WPG	10-1
10/05/17	PIT	10-1

LEADERSHIP
PLAYERS
2019-20
OPPONENTS
TRADITION
RECORDS
PLAYOFFS
HISTORY
MINORS
MEDIA

# ALL-TIME SHOOTOUT STATS

PLAYER	ATTEMPTS	GOALS	PCT.	GDG
<b>JONATHAN TOEWS</b>	101	50	49.5	19
<b>PATRICK KANE</b>	110	49	46.7	19
PATRICK SHARP	62	18	29	7
ARTEMI PANARIN	7	5	71.4	3
JEFF HAMILTON	10	5	50	0
MARIAN HOSSA	22	5	22.7	1
TUOMO RUUTU	5	3	60	2
KRIS VERSTEEG	10	3	30	2
RADIM VRBATA	11	3	27.3	2
MARTIN HAVLAT	13	3	23.1	1
<b>ALEX DEBRINCAT</b>	7	2	28.6	0
PAVEL VOROBIEV	3	2	66.7	0
JASON WILLIAMS	5	2	40	0
VIKTOR STALBERG	7	2	28.6	2
<b>ANDREW SHAW</b>	8	2	25	1
MICHAEL HOLMQVIST	8	2	25	1
NIKITA ALEXEEV	1	1	100	1
<b>BRENT SEABROOK</b>	1	1	100	1
ANTOINE VERMETTE	1	1	100	1
JAROSLAV SPACEK	1	1	100	0
<b>KIRBY DACH</b>	2	1	50.0	1
ARTEM ANISIMOV	3	1	33.3	0
RICHARD PANIK	2	1	50	0
ROBERT LANG	2	1	50	1
MICHAŁ ROZSIWAŁ	2	1	50	1
MATTHEW BARNABY	2	1	50	0
BRANDON PIRRI	3	1	33.3	1
BEN SMITH	3	1	33.3	1

PLAYER	ATTEMPTS	GOALS	PCT.	GDG
TYLER ARNASON	3	1	33.3	0
TOMAS KOPECKY	3	1	33.3	0
BRYAN SMOLINSKI	3	1	33.3	0
ANDREW LADD	5	1	20	1
TROY BROUWER	6	1	16.7	1
RENE BOURQUE	6	1	16.7	0
BRANDON SAAD	8	1	12.5	1
DAVE BOLLAND	9	1	11.1	1
NICK SCHMALTZ	3	1	33.3	1
<b>DYLAN STROME</b>	1	0	0	0
ANTHONY DUCLAIR	1	0	0	0
TOMAS JURCO	1	0	0	0
BRANDON BOCHENSKI	1	0	0	0
KYLE CALDER	1	0	0	0
MARK CULLEN	1	0	0	0
NICK LEDDY	1	0	0	0
BRAD RICHARDS	1	0	0	0
TONY SÄLMELÄINEN	1	0	0	0
BRYAN BICKELL	1	0	0	0
TEUVO TERÄVÄINEN	2	0	0	0
DENIS ARKHIPOV	2	0	0	0
MARK BELL	2	0	0	0
CAM BARKER	2	0	0	0
JOHN MADDEN	2	0	0	0
YANIC PERREAU	2	0	0	0
MICHAŁ HANDZUS	3	0	0	0
MARCUS KRUGER	3	0	0	0
DUSTIN BYFUGLIEN	4	0	0	0

GOALTENDER	ATT. FACED	GOALS	SAVES	SAVE PCT.	W	L	WIN PCT.
COREY CRAWFORD	197	56	141	.716	34	24	.706
NIKOLAI KHABIBULIN	86	32	54	.628	10	14	.417
CRISTOBAL HUET	50	18	32	.640	5	6	.455
ANTTI NIEMI	32	6	26	.813	6	2	.750
RAY EMERY	19	6	13	.684	3	3	.500
PATRICK LALIME	17	6	11	.647	5	1	.833
ANTTI RAANTA	18	9	9	.500	0	4	.000
MARTY TURCO	13	7	6	.462	2	2	.500
ANTON FORSBERG	13	6	7	.538	1	2	.33.3
SCOTT DARLING	12	2	10	.833	4	1	.800
ROBIN LEHNER	10	7	3	.300	1	3	.333
CRAIG ANDERSON	7	5	2	.286	0	3	.000
CAM WARD	5	0	5	1.000	2	0	1.000
ADAM MUNRO	4	2	2	.500	0	1	.000
BRIAN BOUCHER	4	4	0	.000	0	2	.000

CURRENT PLAYERS IN **BOLD RED**.

# INDIVIDUAL RECORDS

## CAREER: GAMES

Most games	1,394	STAN MIKITA	
Most games, including playoffs	1,551	STAN MIKITA	
Most consecutive games played	884	STEVE LARMER	(10/06/82 to 04/15/93)
Most consecutive games played by a goaltender	363	GLENN HALL	(10/08/57 to 11/07/62)
Most seasons	22	STAN MIKITA	

## CAREER: GOALS

Career	604	BOBBY HULL	
Career, including playoffs	666	BOBBY HULL	
Games scoring 3+ goals	28	BOBBY HULL	
20+ goal seasons	14	STAN MIKITA	
Consecutive 20+ goal seasons	14	STAN MIKITA	1961-62 to 1974-75
30+ goal seasons	13	BOBBY HULL	
Consecutive 30+ goal seasons	13	BOBBY HULL	1959-60 to 1971-72
40+ goal seasons	8	BOBBY HULL	
Consecutive 40+ goal seasons	4	BOBBY HULL	1965-66 to 1968-69
		JEREMY ROENICK	1990-91 to 1993-94
50+ goal seasons	5	BOBBY HULL	
Consecutive 50+ goal seasons	2	BOBBY HULL	1965-66 to 1966-67
		JEREMY ROENICK	1991-92 to 1992-93

## CAREER: ASSISTS

Career	926	STAN MIKITA
Career, including playoffs	1,017	STAN MIKITA

## CAREER: POINTS

Career	1,467	STAN MIKITA	
Career, including playoffs	1,617	STAN MIKITA	
Most 100+ point seasons	5	DENIS SAVARD	
Most consecutive 100+ point seasons	3	JEREMY ROENICK	1991-92 to 1993-94

## CAREER: PENALTY MINUTES

Career	1,495	CHRIS CHELIOS	(1990-91 to 1998-99)
By a goaltender	240	ED BELFOUR	(1988-89 to 1996-97)

## SEASON: GOALS

Regular season	58	BOBBY HULL	1968-69 (74GP)
Season, including playoffs	65	JEREMY ROENICK	1991-92 (53 regular season, 12 playoffs)
Power-play goals	24	JEREMY ROENICK	1993-94
Shorthanded goals	10	DIRK GRAHAM	1988-89
Game-winning goals	13	JEREMY ROENICK	1991-92
Games scoring 3+ goals	4	BOBBY HULL	1959-60, 1965-66
By a defenseman	39	DOUG WILSON	1981-82 (76GP)
By a center	53	JEREMY ROENICK	1991-92 (80GP)
By a right wing	46	STEVE LARMER	1984-85 (80GP)
	46	<b>PATRICK KANE</b>	2015-16 (82GP)
By a left wing	58	BOBBY HULL	1968-69 (74GP)
By a rookie	43	STEVE LARMER	1982-83 (80GP)
By a line	132	STEVE LARMER (43)	1982-83
		AL SECORD (54)	
		DENIS SAVARD (35)	

CURRENT PLAYERS IN **BOLD RED**.

LEADERSHIP

PLAYERS

2019-20

OPPONENTS

TRADITION

RECORDS

PLAYOFFS

HISTORY

MINORS

MEDIA

# INDIVIDUAL RECORDS

## SEASON: GOALS

Consecutive game goalscoring streak	10	BOBBY HULL	1968-69 (15)
Consecutive game multi-goalscoring streak	3	BOBBY HULL DOUG MOHNS AL SECOND STEVE LARMER STEVE SULLIVAN	12/19/65 to 12/25/65 (6) 01/30/69 to 02/02/69 (6) 11/01/81 to 11/06/81 (8) 03/10/91 to 03/16/91 (6) 03/09/03 to 03/14/03 (7)

## SEASON: ASSISTS

Regular season	87	DENIS SAVARD	1981-82
Including playoffs	95	DENIS SAVARD	1987-88
By a defenseman	58	DENIS SAVARD CHRIS CHELIOS CHRIS CHELIOS	1982-83 1995-96 (81GP) 1992-93 (84GP)
By a center	87	DENIS SAVARD	1981-82 (80GP)
By a right wing	66	PATRICK KANE	1987-88 (80GP)
By a left wing	52	BOBBY HULL	2018-19 (81GP)
By a rookie	51	PATRICK KANE	1970-71 (78GP)
By a goaltender	6	DARREN PANG	2007-08 (82GP)
Consecutive game assist streak	17	PATRICK KANE	1987-88 (45GP) 2018-19 (26A)

## SEASON: POINTS

Regular season	131	DENIS SAVARD	1987-88	(80GP)
Including playoffs	138	DENIS SAVARD	1982-83	(121 regular season, 17 playoff)
		DENIS SAVARD	1987-88	(131 regular season, 7 playoff)
By a defenseman	85	DOUG WILSON	1981-82	(76GP)
By a center	131	DENIS SAVARD	1987-88	(80GP)
By a right wing	110	PATRICK KANE	2018-19	(81GP)
By a left wing	107	BOBBY HULL	1968-69	(74GP)
By a rookie	90	STEVE LARMER	1982-83	(80GP)
By a line	297	STEVE LARMER (90) DENIS SAVARD (121) AL SECOND (86)	1982-83	
Consecutive games scoring a point	26	PATRICK KANE	2015-16	(16G, 24A)
Consecutive games scoring a point by a defenseman	15	CHRIS CHELIOS	1995-96	(4G, 16A)
100+ point scorers	131	DENIS SAVARD	1987-88	
	121	DENIS SAVARD	1982-83	
	119	DENIS SAVARD	1981-82	
	116	DENIS SAVARD	1985-86	
	110	PATRICK KANE	2018-19	
	107	BOBBY HULL	1968-69	
	107	JEREMY ROENICK	1992-93	
	107	JEREMY ROENICK	1993-94	
	106	PATRICK KANE	2015-16	
	105	DENIS SAVARD	1984-85	
	103	JEREMY ROENICK	1991-92	
	101	STEVE LARMER	1990-91	

## SEASON: PENALTY RECORDS

Season	408	MIKE PELLUSO	1991-92
By a goaltender	61	ED BELFOUR	1993-94

## SEASON: SHOTS ON GOAL (SINCE 1959-60)

Shots on goal	414	BOBBY HULL	1968-69	(74GP)
---------------	-----	------------	---------	--------



# INDIVIDUAL RECORDS

## GAME: GOALS

In a period	4	FOUR TIMES		
	First	MAX BENTLEY	NYR	01/28/43 (3rd)
	Last	AL SECOND	TOR	01/07/87 (2nd)
Most Times in Career		FOUR PLAYERS TIED WITH ONE		
Game	5	GRANT MULVEY	STL	02/03/82
By a defenseman	3	THREE TIMES		
	First	DICK REDMOND	COL	02/12/77
	Last	DUSTIN BYFUGLIEN	ARI	11/30/07
Most Times in Career		THREE PLAYERS TIED WITH ONE		
By a rookie	3	19 TIMES		
	First	GEORGE HAY	DET	2/19/27
	Last	<b>DOMINIK KUBALIK</b>	TBL	02/27/20
Most Times in Career		<b>ALEX DEBRINCAT (3)</b>		
Power-play goals	3	SIX TIMES		
	First	WAYNE PRESLEY	DET	11/11/87
	Last	<b>JONATHAN TOEWS</b>	PIT	02/27/09
Most Times in Career		SIX PLAYERS TIED WITH ONE		
Shorthanded goals	2	11 TIMES		
	First	PEP KELLY	@MTL	12/26/40
	Last	RENE BOURQUE	@DAL	02/28/08
Most Times in Career		RENE BOURQUE (2)		
Power-play goals by a defenseman	2	14 TIMES		
	First	PIERRE PILOTE	DET	1/10/65
	Last	<b>BRENT SEABROOK</b>	ARI	04/20/13
Most Times in Career		DOUG WILSON (4)		

## GAME: ASSISTS

In a period	4	SEVEN TIMES		
	First	DOUG BENTLEY	NYR	01/28/43 (3rd)
	Last	<b>PATRICK KANE</b>	@OTT	1/9/2018 (2nd)
Game	6	PAT STAPLETON	DET	03/30/69
By an opponent	7	BILL TAYLOR	DET	03/16/47
		WAYNE GREZKY	EDM	12/11/85
By a defenseman	6	PAT STAPLETON	DET	03/30/69
By a goaltender	2	TONY ESPOSITO	MIN	12/11/77
		NIKOLAI KHABIBULIN	TBL	11/28/07
By a rookie	4	FOUR TIMES		
	First	JIM WISTE	TOR	11/09/69
	Last	<b>BRENT SEABROOK</b>	SJS	10/07/05

LEADERSHIP
PLAYERS
2019-20
OPPONENTS
TRADITION
RECORDS
PLAYOFFS
HISTORY
MINORS
MEDIA

# INDIVIDUAL RECORDS

## GAME: POINTS

In a period	5	THREE TIMES		
	First	LES CUNNINGHAM	MTL	01/28/40 (2G, 3A), 3rd
	Last	GRANT MULVEY	STL	02/03/82 (4G, 1A), 1st
Most Times In Career		THREE PLAYERS TIED WITH ONE		
Game	7	MAX BENTLEY	NYR	01/28/43 (4G, 3A)
		GRANT MULVEY	STL	02/03/82 (5G, 2A)
By an opponent	8	BERT OLMSTEAD	@ MTL	01/09/54 (4G, 4A)
		SAM GAGNER	@ EDM	02/02/12 (4G, 4A)
By a rookie	5	KENNY WHARRAM	BOS	03/19/54 (1G, 4A)

## GAME: PENALTY MINUTES

In a period	37	DAVE MANSON	TOR	12/23/1989
			(minor, major and 3 game misconducts; 1st)	
		CHRIS CHELIOS	HFD	10/14/93
			(minor, major, misconduct and 2 game misconducts; 3rd)	
In a game	51	CHRIS CHELIOS	HFD	10/14/93
Total penalties in a game	8	PHIL RUSSELL	MIN	03/26/77
			(6 minors, misconduct and game misconduct)	
	8	CHRIS CHELIOS	HFD	10/14/93
			(3 minors, major, 2 misconducts and 2 game misconducts)	

## GAME: SHOTS ON GOAL

In a period (Since 1997-98)	7	TYLER ARNASON	@ STL	10/11/2005 (1st)
		DUSTIN BYFUGLIEN	@ EDM	02/06/08 (3rd)
		BRANDON SAAD	FLA	11/25/17 (1ST)
Game (Since 1959-60)	14	ED LITZENBERGER	TOR	12/20/59
By an opponent (Since 1959-60)	14	DINO CICCARELLI	@ MNS	03/28/88

## QUICKEST: INDIVIDUAL RECORDS

Goal from start of game	0:08	BRENT SUTTER	@ VAN	02/05/95
Goal from start of a period	0:04	DENIS SAVARD	HFD	01/12/86 (3rd)
Penalty shot goal from start of game	1:05	JONATHAN TOEWS	@ NYR	02/16/12
Two goals from start of game	0:33	JOHN MARKS	@ PHI	11/13/75
				(0:14 and 0:33)
Two goals	0:06	JIM PAPPIN	PHI	02/16/72
				(2:57 and 3:03, 3rd)
Two goals by an opponent	0:05	PETE MAHOVLICH	@ MON	02/20/71
				(12:16 and 12:21, 3rd)
Two shorthanded goals	0:51	STEVE SULLIVAN	@ COL	01/26/01
				(16:43 and 17:34, 2nd)
Three goals	0:21	BILL MOSIENKO	@ NYR	03/23/52
				(6:09, 6:20 and 6:30, 3rd)
Three goals by an opponent	1:25	HARRY OLIVER	@ BOS	01/11/27
				(10:56, 12:05 and 12:21, 1st)
Four goals	8:24	AL SECORD	TOR	01/07/87
				(0:31, 3:36, 3:46 and 8:55, 2nd)
Three assists	0:21	GUS BODNAR	@ NYR	03/23/52
				(6:09, 6:20 and 6:30 3rd)
Goal by a rookie in first NHL game	13:43	JONATHAN TOEWS	SJS	10/10/07
Overtime goal	0:08	STEVE LARMER	WSH	10/25/90

# INDIVIDUAL RECORDS

## CAREER: GOALTENDER RECORDS

Shutouts	76	TONY ESPOSITO	
Wins	423	TONY ESPOSITO	1969-70 to 1983-84
Consecutive 20+ win seasons	12	TONY ESPOSITO	1969-70 to 1980-81
Most 40+ win seasons	2	ED BELFOUR	
Most 30+ win seasons	8	TONY ESPOSITO	
Most 20+ win seasons	13	TONY ESPOSITO	

## SEASON: GOALTENDER RECORDS

Wins	43	ED BELFOUR	1990-91
By a rookie	43	ED BELFOUR	1990-91
Consecutive wins	12	RAY EMERY	01/20/13 to 03/26/13
Consecutive wins by a rookie	8	COREY CRAWFORD	02/20/11 to 03/05/11
		DENIS DEJORDY	12/09/64 to 12/27/64
Undefeated streak	17	GLEN HALL	10/13/63 to 12/04/63 (12-0-5)
Games played	74	ED BELFOUR	1990-91
Games played by a rookie	74	ED BELFOUR	1990-91
Minutes played	4,209	TONY ESPOSITO	1974-75 (71GP)
Minutes played by a rookie	4,127	ED BELFOUR	1990-91 (74GP)
Shutouts	15	TONY ESPOSITO	1969-70
Shutouts by a rookie	15	TONY ESPOSITO	1969-70
Consecutive shutouts	4	CHARLIE GARDINER	1930-31
Consecutive scoreless minutes	290:12	CHARLIE GARDINER	1930-31
Most goalsies used	6	LEIGHTON, ANDERSON, THIBAUT, PASSMORE, MUNRO, UNDERHILL, CRAWFORD, FORSBERG, GLASS, BERUBE, DELIA, FOSTER	2003-04

## GAME: GOALTENDER RECORDS (PLAYERS WHO DEBUTED IN 1955-56 OR LATER)

Shots against in a period	33	CAM WARD	TBL	10/21/18 (2nd)
Saves in a period	30	CAM WARD	TBL	10/21/18 (2nd)
Saves by an opponent in a period	24	JOHN BOWER	TOR	12/11/60 (2nd)
		GUMP WORSLEY	NYR	01/17/60 (1st)
Shots against in a game	63	BOB MASON	@ MNS	03/28/88
Saves in a game	59	AL ROLLINS	@ BOS	12/13/56
Saves by an opponent in a game	57	TOM BARRASSO	PIT	03/12/89

LEADERSHIP
PLAYERS
2019-20
OPPONENTS
TRADITION
RECORDS
PLAYOFFS
HISTORY
MINORS
MEDIA

# TEAM RECORDS

## WINNING IN ONE SEASON

Points	112	2009-10 (82 games)
Points in a shortened season	77	2012-13 (48 games)
Games won	52	2009-10 (82 games)
Games won at home	30	1970-71 (78 games)
Games won on the road	24	2014-15, 2016-17 (82 games)
Fewest games won	7	1927-28, 1928-29 (44 games)
Fewest games won at home	2	1927-28 (22 games)
Fewest games won on the road	3	1942-43 (25 games)

## LOSING IN ONE SEASON

Fewest points	17	1927-28 (44 games)
	31	1953-54 (70 games)
Most games lost	51	1953-54 (70 games)
	56 (combined regulation, OT and SOL)	2005-06 (82 games)
Fewest games lost	14	1973-74 (78 games)

## GAMES TIED IN ONE SEASON

Most	23	1973-74 (78 games)
Fewest	3	1926-27 (44 games)
		1927-28 (44 games)
		1930-31 (44 games)
		1941-42 (48 games)
Most at home	13	1973-74 (39 games)
Most on the road	12	1967-68 (74 games), 1979-80 (80 games)

## CONSECUTIVE WINNING STREAKS

Games won	12	12/29/15 to 01/19/16
At home	13	11/11/70 to 12/20/70
At home, over two seasons	14	03/02/83 to 10/25/83
On the road	8	02/02/17 to 03/04/17
From start of season	6	01/19/13 to 01/27/13
At home, from start of season	11	1963-64

## UNDEFEATED STREAKS

Games without a loss (ties)	15	01/14/67 to 02/16/67 (12-0-3)
		10/29/75 to 12/03/75 (6-0-9)
Games without a loss (overtime)	30	03/27/12 to 03/06/13 (24-0-6)
At home	18	10/11/70 to 12/20/70 (16-0-2)
On the road	18	03/16/12 to 03/03/13 (14-0-4)
From start of season	24	01/19/13 to 03/06/13 (21-0-3)
At home, from start of season	18	10/11/70 to 12/20/70 (16-0-2)
On the road, from start of season	12	01/19/13 to 03/03/13 (10-0-2)

## CONSECUTIVE LOSING STREAKS

Games lost	12	02/25/51 to 03/25/51
Over two seasons	13	02/25/51 to 10/11/51
At home	9	02/08/28 to 03/21/28
At home, over two seasons	11	02/08/28 to 11/22/28
On the road	16	01/02/54 to 03/21/54
		11/22/03 to 01/29/04
From start of season	7	10/15/47 to 11/05/47, 10/01/97 to 10/17/97

## WINLESS STREAKS

Games without a win	21	12/17/50 to 01/28/51 (0-18-3)
At home	15	12/16/28 to 02/28/29 (0-11-4)
On the road	22	12/19/50 to 03/25/51 (0-20-2)
On the road, over two seasons	23	12/19/50 to 10/11/51 (0-21-2)
From start of season	8	10/08/53 to 10/25/53 (0-7-1)
		10/04/99 to 10/23/99 (0-4-4)

## CONSECUTIVE TYING STREAKS

Games tied	5	11/22/75 to 12/03/75
At home	4	11/26/75 to 12/03/75
On the road	4	12/27/61 to 01/04/62

## MOST GOALS SCORED BY BLACKHAWKS AND OPPONENTS

In a period	7	NYR @ NYR TOR MTL DET 11/29/72 (3rd)	01/28/43 (3rd) 3/03/47 (3rd) 12/20/59 (2nd) 04/05/70 (3rd)
Game	12	@ PHI	01/30/69 (12-0)
By both teams	21	EDM	12/11/85 (9-12)
At home	11	HFD	11/23/80 (11-3)
On the road	12	@ PHI	01/30/69 (12-0)
Highest tied score	7-7	@ COL @ STL @ MIN NYI MIN DET TOR @ BUF TOR @ DET @ MTL MTL @ EDM BOS @ BOS @ BUF @ NYR @ LAK VAN 11/06/11	01/18/77 03/15/88 03/28/88 12/23/79 11/08/87 11/11/87 01/10/91 12/29/95 10/29/44 11/22/52 01/09/54 12/20/55 02/15/75 11/26/80 10/16/88 11/26/88 01/12/89 12/06/95 01/01/08
Power-play goals in a game	5		
Power-play goals in a game by an opponent	5		
Shorthanded goals in a game	3	WPG @ EDM @ LAK @ DET @ SJS MTL ERIC NESTERENKO, BOBBY HULL, DENNIS HULL, CLIFF KOROLL, GERRY PINDER	10/12/88 (DENIS SAVARD 2, MIKE HUDSON) 01/25/89 (WAYNE PRESLEY, DIRK GRAHAM, TROY MURRAY) 03/14/91 (DIRK GRAHAM, STEVE LARMER, ADAM CREIGHTON) 11/17/07 (RENE BOURQUE 2, PATRICK SHARP) 11/25/09 (TROY BROUWER, MARIAN HOSSA, PATRICK SHARP)
Empty-net goals in a period/game	5		04/05/70 (3rd)
Most goals in a season	351	1985-86	80 games
Fewest goals in a season	33	1928-29	44 games
Fewest goals in a season, modern era	133	1953-54	70 games
Most power-play goals in a season	98	1987-88	
Most shorthanded goals in a season	25	1988-89*	

\* The shorthanded goalscorers in 1988-89 were: Graham (10), Savard (5), Presley (3), Murray (2), Wilson (1), Yawney (1), Hudson (1), Manson (1) and Larmer (1).

LEADERSHIP

PLAYERS

2019-20

OPPONENTS

TRADITION

RECORDS

PLAYOFFS

HISTORY

MINORS

MEDIA

# TEAM RECORDS

## TEAM RECORDS FOR INDIVIDUAL GOALSCORERS

Most 20+ goal scorers in a season	7	1968-69* 1981-82* 1984-85* 1989-90*	
Most 30+ goal scorers in a season	5	1968-69**	
Most 40+ goal scorers in a season	3	1985-86*** 1987-88	
Most 50+ goal scorers in a season	1	1961-62 1965-66 1966-67 1968-69 1971-72 1982-83 1991-92 1992-93	(B. HULL, 50) (B. HULL, 54) (B. HULL, 52) (B. HULL, 58) (B. HULL, 50) (SECORD, 54) (ROENICK, 53) (ROENICK, 50)
Most three-goal games in a season	8	1968-69**** 1985-86**** 1989-90****	

\* The seven 20-goal scorers in 1968-69 were B. Hull (58), Mikita (30), Wharram (30), Pappin (30), D. Hull (30), Martin (23) and Mohns (22). In 1981-82, they were Secord (44), Wilson (39), Savard (32), Lysiak (32), Mulvey (30), Sutter (23) and Higgins (20). In 1984-85, they were Larmer (46), Savard (38), T. Murray (26), Fraser (25), D. Wilson (22), Olczyk (20) and Sutter (20). In 1989-90, they were Thomas (40), Creighton (34), Larmer (31), Savard (27), Roenick (26), Wilson (23) and Graham (22).

\*\* The five 30-goal scorers in 1968-69 were B. Hull (58), Mikita (30), Pappin (30), Wharram (30) and D. Hull (30).

\*\*\* The three 40-goal scorers in 1985-86 were Savard (47), T. Murray (45) and Secord (40). In 1987-88, they were Savard (44), Vaive (43) and Larmer (41).

\*\*\*\* In 1968-69, the eight three-goal games were accomplished by B. Hull (3), Wharram (2), Pappin (2) and Martin (1). In 1985-86, it was accomplished by T. Murray (3), Larmer (1), Savard (1), Secord (1), Ludzik (1) and Fraser (1). In 1989-90, it was accomplished by Thomas (2), Savard (1), T. Murray (1), Secord (1), Lemieux (1), Roenick (1) and Graham (1).

## GOALS SCORED AGAINST BLACKHAWKS TEAMS

Most in a period	7	@ MTL @ NYR	03/10/51 (1st) 03/12/52 (3rd)
Most in a game	12	@ TOR @ TOR @ MTL @ MTL @ MTL EDM @ DET	03/08/47 (12-4) 12/06/47 (12-5) 03/10/51 (12-2) 01/09/54 (12-1) 02/15/75 (12-3) 12/11/85 (12-9) 12/04/87 (12-0)
Most at home	12	EDM	12/11/85 (12-9)
Most on the road	12	@ TOR @ TOR @ MTL @ MTL @ MTL @ DET	03/08/47 (12-4) 12/06/47 (12-5) 03/10/51 (12-2) 01/09/54 (12-1) 02/15/75 (12-3) 12/04/87 (12-0)
Most in a season	363	1981-82	80 games
Fewest goals allowed in a season	78	1930-31	44 games
	164	1973-74	78 games
	186	2014-15	82 games
Most power-play goals allowed in a season	122	1988-89	80 games

## MOST POINTS BY A BLACKHAWKS TEAM

In a period	20	DET	11/29/72 (7G, 13A, 3rd)
Game	31	@ PHI	01/30/69 (12G, 19A)
		HFD	11/23/80 (11G, 20A)
Season	920	1985-86	80 games

## SHOTS ON GOAL BY A BLACKHAWKS TEAM (SINCE 1955-56)

Most in a period	26	@ WIN	03/15/81 (3rd)
		MNS	03/15/87 (2nd)
		@ TOR	11/01/14 (3rd)
Fewest in a period	0	NJD	10/10/98 (1st)
		@ MIN	10/29/00 (3rd)
Most in a game	62	PIT	03/12/89
Fewest in a game	11	@ BOS	02/15/27
		@ DAL	04/18/98 (1-6-4)
		STL	01/21/00 (3-3-5)
		STL	03/26/00 (3-4-3-1)
		@ EDM	10/09/01 (1-9-1)
		@ LAK	03/11/02 (2-3-6)
Most in an overtime period	10	TOR	12/20/31
		@ CGY	02/06/03

## SHOTS AGAINST A BLACKHAWKS TEAM (SINCE 1955-56)

Most in a period	33	TBL	10/21/18
Fewest in a period	0	DET	12/04/46 (1st)
		TBL	10/05/13 (1st)
Most in a game	63	@ MNS	03/28/88
Fewest in a game	10	VAN	03/02/08
Most in an overtime period	10	@ OTT	12/06/31

## BLACKHAWKS PENALTY RECORDS

Penalties in a period	21	@ TOR	12/23/89 (1st)
Penalty minutes in a period	102	@ MIN	03/21/83 (3rd)
Penalties by both teams in a period	37	@ MIN	03/21/83 (CHI 17, MIN 20, 3rd)
Penalty minutes by both teams in a period	197	@ MIN	03/21/83 (CHI 102, MIN 95, 3rd)
Penalties in a game	32	DET	12/23/88
Penalty minutes in a game	158	STL	03/17/91
Penalties by both teams in a game	72	DET	12/23/88 (CHI 32, DET 40)
Penalty minutes by both teams in a game	308	DET	12/23/88 (CHI 150, DET 158)
Penalty minutes in a season	2,663	1991-92	

## QUICKEST TEAM RECORDS

Two goals from start of game	0:33	@ PHI, 11/13/75	JOHN MARKS (0:14, 0:33)
Two goals	0:05	PHI, 01/01/31 (3rd)	DESJARDINS (1:15), INGRAM (1:20)
Two goals from start of a period	0:21	@ MIN, 11/05/83 (2nd)	YAREMCHUK (0:12), DARRYL SUTTER (0:21)
Three goals	0:21	@ NYR, 03/23/52 (2nd)	BILL MOSIENKO (6:09, 6:20, 6:30)
Four goals	1:51	@ DET, 01/09/47 (1st)	KALETA (09:09), BENTLEY (10:04), MOSIENKO (10:16), BROWN (11:00)
Five goals	5:38	@ LAK, 02/01/90 (2nd)	DUANE SUTTER (2:12), GRAHAM (3:09), WILSON (5:43), HUDSON (6:23), LEMIEUX (7:50)
Six goals	9:13	MTL, 04/05/70 (3rd)	MARTIN (10:44), NESTERENKO (12:27), KOROLL (13:57), B. HULL (14:44), D. HULL (17:08), PINDER (19:57)
Two power-play goals in a game	0:15	CGY, 03/26/89 (2nd)	SAVARD (7:11), CREIGHTON (7:26)
Two shorthanded goals in a game	0:12	@ TOR, 10/31/87 (3rd)	T. MURRAY (1:36), SAVARD (1:48)
		SJS, 10/13/91 (2nd)	HUDSON (16:49), ROENICK (17:01)

LEADERSHIP

PLAYERS

2019-20

OPPONENTS

TRADITION

RECORDS

PLAYOFFS

HISTORY

MINORS

MEDIA



# TEAM RECORDS

## QUICKEST: OPPONENTS

Goal from start of game	0:05	MMR, 12/29/26	M. PHILLIPS
Goal from start of a period	0:05	MMR, 12/29/26 (1st)	M. PHILLIPS
Two goals from start of game	0:29	@ PIT, 12/06/80	FERGUSON (0:17), MALONE (0:29)
		WSH, 10/27/85	DUCHESNE (0:23), TAYLOR (0:29)
Two goals	0:03	@ MIN, 01/21/04 (3rd)	DOWD (19:44), PARK (19:47)
Two shorthanded goals	0:27	TOR, 11/16/86 (2nd)	SALMING (18:40), TERRION (19:07)
Three goals	0:36	NYI, 03/25/03 (3rd)	YASHIN (2:14, 2:26), SCATCHARD (2:50)
Four goals	1:25	@ BOS, 1/11/27 (1st)	OLIVER (10:45), FREDRICKSON (11:08), OLIVER (12:05, 12:21)
Five goals	4:31	@ NYR, 03/12/52 (3rd)	RALEIGH (12:10), SLOWINSKI (13:01), HERGESHEIMER (13:15, 14:20), KULLMAN (16:41)

## QUICKEST: BOTH TEAMS

Two goals	0:02	WPG, 10/23/81 (2nd)	CHRISTIAN (00:48), SUTTER (00:50)
Three goals	0:19	WPG, 12/17/86 (2nd)	MULLEN (16:05), PRESLEY (16:17), WATSON (16:24)
Four goals	0:53	@ TOR, 10/15/83 (2nd)	GRINGAS (16:49), SAVARD (17:12), LARMER (17:27), SAVARD (17:42)
Five goals	1:24	@ TOR, 10/15/83 (2nd)	GINGRAS (16:49), SAVARD (17:12), LARMER (17:27), SAVARD (17:42), ANDERSON (18:13)

## SINGLE-SEASON OVERTIME RECORD

Most in one season	23	2002-03 (11 home, 12 road) 2003-04 (15 home, 8 road) 2009-10 (14 home, 9 road)
Most at home	15	2003-04
Most on the road	13	2015-16
Wins at home	10	2009-10
Wins on the road	8	2015-16
Losses at home	8	2008-09
Losses on the road	9	2010-11
Ties at home	10	1988-89
Ties on the road	9	1996-97
Consecutive in one season	4	02/05/88 to 02/14/88 12/02/05 to 12/11/05 03/24/06 to 03/31/06 12/02/06 to 12/09/06 12/05/11 to 12/14/11 01/27/13 to 02/02/13 02/19/89 to 02/26/89 02/13/92 to 02/20/92 12/02/11 to 12/11/11
Consecutive at home	3	02/19/89 to 02/26/89 02/13/92 to 02/20/92 12/02/11 to 12/11/11
Consecutive on the road	4	12/30/37 to 01/15/38

## SEASON OPENERS

SEASON	DATE	HOME	VISITOR	RESULT
1996-97	10/05/96	WASHINGTON	BLACKHAWKS	W 5-2
1997-98	10/01/97	PHOENIX	BLACKHAWKS	L 2-6
1998-99	10/10/98	BLACKHAWKS	NEW JERSEY	W 2-1
1999-2000	10/04/99	SAN JOSE	BLACKHAWKS	L 1-7
2000-01	10/05/00	BUFFALO	BLACKHAWKS	L 2-4
2001-02	10/04/01	VANCOUVER	BLACKHAWKS	W 5-4
2002-03	10/10/02	COLUMBUS	BLACKHAWKS	L 1-2
2003-04	10/08/03	BLACKHAWKS	MINNESOTA	W 1-0
2004-05	-	SEASON CANCELED	-	-
2005-06	10/05/05	BLACKHAWKS	ANAHEIM	L 3-5
2006-07	10/05/06	NASHVILLE	BLACKHAWKS	W 8-6
2007-08	10/04/07	MINNESOTA	BLACKHAWKS	L 0-1
2008-09	10/10/08	NY RANGERS	BLACKHAWKS	L 2-4
2009-10	10/02/09	BLACKHAWKS	FLORIDA	L 3-4 (SO)*
2010-11	10/07/10	COLORADO	BLACKHAWKS	L 3-4 (OT)
2011-12	10/07/11	DALLAS	BLACKHAWKS	L 2-1
2012-13	01/19/13	LOS ANGELES	BLACKHAWKS	W 5-2
2013-14	10/01/13	BLACKHAWKS	WASHINGTON	W 6-4
2014-15	10/09/14	DALLAS	BLACKHAWKS	W 3-2 (SO)
2015-16	10/07/15	BLACKHAWKS	NY RANGERS	L 3-2
2016-17	10/12/16	BLACKHAWKS	ST. LOUIS	L 5-2
2017-18	10/5/17	BLACKHAWKS	PITTSBURGH	W 10-1
2018-19	10/4/18	OTTAWA	BLACKHAWKS	W 4-3 (OT)
2019-20	10/4/19	PHILADELPHIA	BLACKHAWKS	L 4-3**

\* GAME PLAYED IN HELSINKI, FINLAND

\*\* GAME PLAYED IN PRAGUE, CZECH REPUBLIC

## ALL-TIME SEASON OPENERS

LIFETIME	GP	W	L	T	OTL	GF	GA
HOME	45	22	11	11	1	143	122
AWAY	48	18	23	6	1	123	150
TOTALS	91	38	34	17	2	266	272

## ALL-TIME HOME/AWAY OPENERS

LIFETIME	GP	W	L	T	OTL	GF	GA
HOME	93	38	33	19	3	268	253
AWAY	93	33	46	12	1	246	308
TOTALS	186	71	79	31	4	517	565

LEADERSHIP

PLAYERS

2019-20

OPPONENTS

TRADITION

RECORDS

PLAYOFFS

HISTORY

MINORS

MEDIA

# SEASON OPENERS

## FIRST HOME GAME

SEASON	DATE	OPPONENT	RESULT
1975-76	10/12/75	VANCOUVER	W 3-0
1976-77	10/10/76	VANCOUVER	W 5-1
1977-78	10/15/77	COLORADO	T 3-3
1978-79	10/11/78	ATLANTA	T 4-4
1979-80	10/10/79	EDMONTON	W 4-2
1980-81	10/09/80	BUFFALO	W 4-3
1981-82	10/07/81	PITTSBURGH	T 5-5
1982-83	10/06/82	TORONTO	T 3-3
1983-84	10/05/83	ST. LOUIS	W 4-3
1984-85	10/11/84	DETROIT	W 7-3
1985-86	10/13/85	TORONTO	L 1-5
1986-87	10/09/86	NY ISLANDERS	W 3-2
1987-88	10/08/87	TORONTO	L 5-7
1988-89	10/06/88	NY RANGERS	T 2-2
1989-90	10/05/89	ST. LOUIS	L 3-8
1990-91	10/04/90	NY RANGERS	W 4-3
1991-92	10/03/91	DETROIT	T 3-3
1992-93	10/11/92	TAMPA BAY	T 4-4
1993-94	10/06/93	FLORIDA	T 4-4
1994-95	01/25/95	EDMONTON	W 5-1
1995-96	10/12/95	PITTSBURGH	W 5-1
1996-97	10/09/96	ANAHEIM	L 0-2
1997-98	10/09/97	TAMPA BAY	L 1-4
1998-99	10/10/98	NEW JERSEY	W 2-1
1999-2000	10/08/99	PHOENIX	T 3-3
2000-01	10/12/00	DETROIT	L 0-4
2001-02	10/11/01	PHOENIX	W 3-0
2002-03	10/13/02	BUFFALO	W 3-0
2003-04	10/08/03	MINNESOTA	W 1-0
2004-05	- SEASON CANCELED -		
2005-06	10/05/05	ANAHEIM	L 3-5
2006-07	10/07/06	COLUMBUS	L 4-5
2007-08	10/06/07	DETROIT	W 4-3 (SO)
2008-09	10/13/08	NASHVILLE	L 2-3 (SO)
2009-10	10/02/09	FLORIDA	L 3-4 (SO)*
2010-11	10/09/10	DETROIT	L 2-3
2011-12	10/08/11	DALLAS	W 5-2
2012-13	01/22/13	ST. LOUIS	W 3-2
2013-14	10/01/13	WASHINGTON	W 6-4
2014-15	10/11/14	BUFFALO	W 6-2
2015-16	10/07/15	NY RANGERS	L 3-2
2016-17	10/12/16	ST. LOUIS	L 5-2
2017-18	10/5/17	PITTSBURGH	W 10-1
2018-19	10/7/18	TORONTO	L 7-6 (OT)
2019-20	10/10/19	SAN JOSE	L 5-4

## FIRST AWAY GAME

SEASON	DATE	OPPONENT	RESULT
1975-76	10/08/75	NY RANGERS	T 2-2
1976-77	10/07/76	ST. LOUIS	W 6-4
1977-78	10/13/77	PHILADELPHIA	L 1-5
1978-79	10/18/78	WASHINGTON	W 4-2
1979-80	10/13/79	MINNESOTA	L 1-5
1980-81	10/11/80	MONTREAL	W 5-4
1981-82	10/10/81	TORONTO	L 8-9
1982-83	10/09/82	MONTREAL	W 8-7
1983-84	10/08/83	ST. LOUIS	L 1-4
1984-85	10/13/84	NY ISLANDERS	L 6-7
1985-86	10/10/85	QUEBEC	L 2-6
1986-87	10/11/86	DETROIT	L 3-4
1987-88	10/10/87	WASHINGTON	L 4-6
1988-89	10/08/88	TORONTO	L 4-7
1989-90	10/07/89	WASHINGTON	W 3-2
1990-91	10/06/90	ST. LOUIS	W 5-2
1991-92	10/05/91	MINNESOTA	L 2-4
1992-93	10/07/92	TAMPA BAY	L 3-7
1993-94	10/09/93	TORONTO	L 1-2
1994-95	01/20/95	DETROIT	L 1-4
1995-96	10/07/95	SAN JOSE	W 4-3
1996-97	10/05/96	WASHINGTON	W 5-2
1997-98	10/01/97	PHOENIX	L 2-6
1998-99	10/13/98	DALLAS	L 1-3
1999-2000	10/04/99	SAN JOSE	L 1-7
2000-01	10/05/00	BUFFALO	L 2-4
2001-02	10/04/01	VANCOUVER	W 5-4
2002-03	10/10/02	COLUMBUS	L 1-2
2003-04	10/10/03	COLORADO	L 0-5
2004-05	- SEASON CANCELED -		
2005-06	10/11/05	ST. LOUIS	L 1-4
2006-07	10/05/06	NASHVILLE	W 8-6
2007-08	10/04/07	MINNESOTA	L 0-1
2008-09	10/10/08	NY RANGERS	L 2-4
2009-10	10/03/09	FLORIDA	W 4-0*
2010-11	10/07/10	COLORADO	L 3-4 (OT)
2011-12	10/07/10	DALLAS	L 2-1
2012-13	01/19/13	LOS ANGELES	W 5-2
2013-14	10/09/13	ST. LOUIS	L 3-2
2014-15	10/09/14	DALLAS	W 3-2 (SO)
2015-16	10/09/15	NY ISLANDERS	W 3-2 (OT)
2016-17	10/14/16	NASHVILLE	L 3-2
2017-18	10/9/17	TORONTO	L 4-3
2018-19	10/4/18	OTTAWA	W 4-3 (OT)
2019-20	10/4/19	PHILADELPHIA	L 4-3**

\* GAME PLAYED IN HELSINKI, FINLAND

\*\* GAME PLAYED IN PRAGUE, CZECH REPUBLIC

LEADERSHIP
PLAYERS
2019-20
OPPONENTS
TRADITION
RECORDS
PLAYOFFS
HISTORY
MINORS
MEDIA

# PLAYOFFS



# STANLEY CUP PLAYOFFS RECORD

## BLACKHAWKS VS. NHL TEAMS SINCE 1927

TEAM	SERIES				HOME						ROAD						TOTAL					
	TOTAL	W	L	GP	W	L	T	GF	GA	GP	W	L	T	GF	GA	GP	W	L	T	GF	GA	
ANAHEIM	1	1	0	3	2	1	0	11	8	4	2	2	0	13	14	7	4	3	0	24	22	
ARIZONA	1	0	1	3	0	3	0	4	10	3	2	1	0	8	7	6	2	4	0	12	17	
BOSTON	7	2	5	13	4	9	0	31	48	15	5	9	1	49	64	28	9	18	1	80	112	
BUFFALO	2	0	2	4	1	3	0	10	15	5	0	5	0	7	21	9	1	8	0	17	36	
CALGARY	4	2	2	8	5	3	0	25	18	10	4	6	0	29	35	18	9	9	0	54	53	
COLORADO	2	0	2	6	3	3	0	22	22	6	1	5	0	6	27	12	4	8	0	28	49	
DALLAS*	6	4	2	17	10	7	0	67	59	16	9	7	0	53	59	33	19	14	0	120	118	
DETROIT	16	9	7	40	28	12	0	137	100	41	15	26	0	99	124	81	43	38	0	236	224	
EDMONTON	5	2	3	12	7	5	0	50	47	12	4	8	0	43	70	24	11	13	0	93	117	
LOS ANGELES	3	2	1	10	8	2	0	32	24	7	3	4	0	15	22	17	11	6	0	47	46	
MINNESOTA	3	3	0	8	8	0	0	31	12	7	4	3	0	14	15	15	12	3	0	45	27	
MONTREAL	17	5	12	39	21	17	1	92	93	42	8	33	1	93	168	81	29	50	2	185	261	
NASHVILLE	3	2	1	8	5	3	0	19	21	8	3	5	0	20	28	16	8	8	0	39	49	
NY ISLANDERS	2	0	2	2	0	2	0	1	7	4	0	4	0	5	14	6	0	6	0	6	21	
NY RANGERS	5	4	1	13	9	4	0	42	29	11	5	6	0	24	25	24	14	10	0	66	54	
PHILADELPHIA	2	2	0	5	5	0	0	26	14	5	3	2	0	19	16	10	8	2	0	45	30	
PITTSBURGH	2	1	1	4	2	2	0	11	10	4	2	2	0	13	13	8	4	4	0	24	23	
SAN JOSE	1	1	0	2	2	0	0	7	4	2	2	0	0	6	3	4	4	0	0	13	7	
ST. LOUIS	12	8	4	31	21	10	0	121	79	32	14	18	0	90	96	63	35	28	0	211	175	
TAMPA BAY	1	1	0	3	2	1	0	6	4	3	2	1	0	7	6	6	4	2	0	13	10	
TORONTO	9	3	6	20	11	9	0	54	48	18	4	13	1	35	63	38	15	22	1	89	111	
VANCOUVER	5	3	2	14	8	6	0	40	38	14	8	6	0	52	39	28	16	12	0	92	77	
VEGAS	1	0	1	2	1	1	0	4	3	3	0	3	0	7	12	5	1	4	0	11	15	
DEFUNCT CLUBS	4	2	2	4	3	1	0	9	7	5	2	2	1	7	8	9	5	3	1	16	15	
TOTALS	114	57	57	271	166	104	1	852	720	277	102	171	4	714	949	548	268	275	5	1,566	1,669	

\* Includes series vs. Minnesota North Stars

## BLACKHAWKS PLAYOFF SERIES RESULTS VS. OPPONENTS

### ARIZONA COYOTES

**2012** WESTERN CONFERENCE QUARTERFINALS Arizona won best-of-seven series 4-2, outscoring Chicago 17-12.



### ANAHEIM DUCKS

**2015** WESTERN CONFERENCE FINAL Chicago won best-of-seven series 4-3, outscoring Anaheim 24-22.



### BOSTON BRUINS

**1927** QUARTERFINALS Boston won two-game, total-goals series 10-5.  
**1942** QUARTERFINALS Boston won best-of-three series 2-1, Chicago outscoring Boston 7-5.  
**1970** SEMIFINALS Boston won best-of-seven series 4-0, outscoring Chicago 20-10.  
**1974** SEMIFINALS Boston won best-of-seven series 4-2, outscoring Chicago 28-20.  
**1975** PRELIMINARY ROUND Chicago won best-of-three series 2-1, Boston outscoring Chicago 15-12.  
**1978** QUARTERFINALS Boston won best-of-seven series 4-0, outscoring Chicago 19-9.  
**2013** STANLEY CUP FINAL Chicago won best-of-seven series 4-2, outscoring Boston 17-15.



### BUFFALO SABRES

**1975** QUARTERFINALS Buffalo won best-of-seven series 4-1, outscoring Chicago 20-10.  
**1980** QUARTERFINALS Buffalo won best-of-seven series 4-0, outscoring Chicago 16-7.



# PLAYOFF RESULTS VS. OPPONENT

## CALGARY FLAMES

1981	PRELIMINARY ROUND	Calgary won best-of-five series 3-0, outscoring Chicago 15-9.
1989	CONFERENCE FINAL	Calgary won best-of-seven series 4-1, outscoring Chicago 15-8.
1996	WESTERN CONFERENCE QUARTERFINALS	Chicago won best-of-seven series 4-0, outscoring Calgary 16-7.
2009	WESTERN CONFERENCE QUARTERFINALS	Chicago won best-of-seven series 4-2, outscoring Calgary 21-16.



## COLORADO AVALANCHE

1996	WESTERN CONFERENCE SEMIFINALS	Colorado won best-of-seven series 4-2, outscoring Chicago 21-14.
1997	WESTERN CONFERENCE QUARTERFINALS	Colorado won best-of-seven series 4-2, outscoring Chicago 28-14.



## DALLAS (MINNESOTA) STARS

1982	DIVISION SEMIFINALS	Chicago won best-of-five series 3-1, with each team scoring 14 goals.
1983	DIVISION FINALS	Chicago won best-of-seven series 4-1, outscoring Minnesota 22-16.
1984	DIVISION SEMIFINALS	Minnesota won best-of-five series 3-2, outscoring Chicago 18-14.
1985	DIVISION FINALS	Chicago won best-of-seven series 4-2, outscoring Minnesota 33-29.
1990	DIVISION SEMIFINALS	Chicago won best-of-seven series 4-3, outscoring Minnesota 21-18.
1991	DIVISION SEMIFINALS	Minnesota won best-of-seven series 4-2, outscoring Chicago 23-16.



## DETROIT RED WINGS

1934	STANLEY CUP FINAL	Chicago won best-of-five series 3-1, outscoring Detroit 9-7.
1941	SEMIFINALS	Detroit won best-of-three series 2-0, outscoring Chicago 5-2.
1944	SEMIFINALS	Chicago won best-of-seven series 4-1, outscoring Detroit 17-8.
1961	STANLEY CUP FINAL	Chicago won best-of-seven series 4-2, outscoring Detroit 19-12.
1963	SEMIFINALS	Detroit won best-of-seven series 4-2, outscoring Chicago 25-19.
1964	SEMIFINALS	Detroit won best-of-seven series 4-3, outscoring Chicago 24-18.
1965	SEMIFINALS	Chicago won best-of-seven series 3-3, outscoring Detroit 23-19.
1966	SEMIFINALS	Detroit won best-of-seven series 4-2, outscoring Chicago 22-10.
1970	QUARTERFINALS	Chicago won best-of-seven series 4-0, outscoring Detroit 16-8.
1985	DIVISION SEMIFINALS	Chicago won best-of-five series 3-0, outscoring Detroit 23-8.
1987	DIVISION SEMIFINALS	Detroit won best-of-seven series 4-0, outscoring Chicago 15-6.
1989	DIVISION SEMIFINALS	Chicago won best-of-seven series 4-2, outscoring Detroit 18-8.
1992	DIVISION FINALS	Chicago won best-of-seven series 4-0, outscoring Detroit 11-6.
1995	WESTERN CONFERENCE FINAL	Detroit won best-of-seven series 4-1, outscoring Chicago 13-12.
2009	WESTERN CONFERENCE FINAL	Detroit won best-of-seven series 4-1, outscoring Chicago 19-10.
2013	WESTERN CONFERENCE SEMIFINALS	Chicago won best-of-seven series 4-3, outscoring Detroit 16-15.



## EDMONTON OILERS

1983	CONFERENCE FINALS	Edmonton won best-of-seven series 4-0, outscoring Chicago 25-11.
1985	CONFERENCE FINALS	Edmonton won best-of-seven series 4-2, outscoring Chicago 44-25.
1990	CONFERENCE FINALS	Edmonton won best-of-seven series 4-2, outscoring Chicago 25-20.
1992	CONFERENCE FINALS	Chicago won best-of-seven series 4-0, outscoring Edmonton 21-8.
2020	QUALIFYING ROUND	Chicago won best-of-five series 3-1, outscoring Edmonton 16-15.



## LOS ANGELES KINGS

1974	QUARTERFINALS	Chicago won best-of-seven series 4-1, outscoring Los Angeles 10-7.
2013	WESTERN CONFERENCE FINAL	Chicago won best-of-seven series 4-1, outscoring Los Angeles 14-11.
2014	WESTERN CONFERENCE FINAL	Los Angeles won best-of-seven series 4-3, outscoring Chicago 28-23.



## MINNESOTA WILD

2013	WESTERN CONFERENCE QUARTERFINALS	Chicago won best-of-seven series 4-1, outscoring Minnesota 17-7.
2014	WESTERN CONFERENCE SECOND ROUND	Chicago won best-of-seven series 4-2, outscoring Minnesota 15-13.
2015	WESTERN CONFERENCE SECOND ROUND	Chicago won best-of-seven series 4-0, outscoring Minnesota 13-7.



LEADERSHIP

PLAYERS

2019-20

OPPONENTS

TRADITION

RECORDS

PLAYOFFS

HISTORY

MINORS

MEDIA

# PLAYOFF RESULTS VS. OPPONENT

## MONTREAL CANADIENS



1930	QUARTERFINALS	Montreal won two-game, total-goals series 3-2.
1931	STANLEY CUP FINAL	Montreal won best-of-five series 3-2, outscoring Chicago 11-8.
1934	QUARTERFINALS	Chicago won two-game, total-goals series 4-3.
1938	QUARTERFINALS	Chicago won best-of-three series 2-1, outscoring Montreal 11-8.
1941	QUARTERFINALS	Chicago won best-of-three series 2-1, outscoring Montreal 8-7.
1944	STANLEY CUP FINAL	Montreal won best-of-seven series 4-0, outscoring Chicago 16-8.
1946	SEMIFINALS	Montreal won best-of-seven series 4-0, outscoring Chicago 26-7.
1953	SEMIFINALS	Montreal won best-of-seven series 4-3, outscoring Chicago 18-14.
1959	SEMIFINALS	Montreal won best-of-seven series 4-2, outscoring Chicago 21-16.
1960	SEMIFINALS	Montreal won best-of-seven series 4-0, outscoring Chicago 14-6.
1961	SEMIFINALS	Chicago won best-of-seven series 4-2, outscoring Montreal 16-15.
1962	SEMIFINALS	Chicago won best-of-seven series 4-2, outscoring Montreal 19-13.
1965	STANLEY CUP FINAL	Montreal won best-of-seven series 4-3, outscoring Chicago 18-12.
1968	SEMIFINALS	Montreal won best-of-seven series 4-1, outscoring Chicago 22-10.
1971	STANLEY CUP FINAL	Montreal won best-of-seven series 4-3, outscoring Chicago 20-18.
1973	STANLEY CUP FINAL	Montreal won best-of-seven series 4-2, outscoring Chicago 33-23.
1976	QUARTERFINALS	Montreal won best-of-seven series 4-0, outscoring Chicago 13-3.

## NASHVILLE PREDATORS



2010	WESTERN CONFERENCE QUARTERFINALS	Chicago won best-of-seven series 4-2, outscoring Nashville 17-15.
2015	WESTERN CONFERENCE FIRST ROUND	Chicago won best-of-seven series 4-2, Nashville outscoring Chicago 21-19.
2017	WESTERN CONFERENCE FIRST ROUND	Nashville won best-of-seven series 4-0, outscoring Chicago 13-3.

## NEW YORK ISLANDERS



1977	PRELIMINARY ROUND	NY Islanders won best-of-three series 2-0, outscoring Chicago 7-3.
1979	QUARTERFINALS	NY Islanders won best-of-seven series 4-0, outscoring Chicago 14-3.

## NEW YORK RANGERS



1931	SEMIFINALS	Chicago won two-game, total-goals series 3-0.
1968	QUARTERFINALS	Chicago won best-of-seven series 4-2, outscoring NY Rangers 18-12.
1971	SEMIFINALS	Chicago won best-of-seven series 4-3, outscoring NY Rangers 21-14.
1972	SEMIFINALS	NY Rangers won best-of-seven series 4-0, outscoring Chicago 17-9.
1973	SEMIFINALS	Chicago won best-of-seven series 4-1, outscoring NY Rangers 15-11.

## PHILADELPHIA FLYERS



1971	QUARTERFINALS	Chicago won best-of-seven series 4-0, outscoring Philadelphia 20-8.
2010	STANLEY CUP FINAL	Chicago won best-of-seven series 4-2, outscoring Philadelphia 25-22.

## PITTSBURGH PENGUINS



1972	QUARTERFINALS	Chicago won best-of-seven series 4-0, outscoring Pittsburgh 14-8.
1992	STANLEY CUP FINAL	Pittsburgh won best-of-seven series 4-0, outscoring Chicago 15-10.

## SAN JOSE SHARKS



2010	WESTERN CONFERENCE FINAL	Chicago won best-of-seven series 4-0, outscoring San Jose 13-7.
------	--------------------------	---



# PLAYOFF RESULTS VS. OPPONENT

## ST. LOUIS BLUES

1973	QUARTERFINALS	Chicago won best-of-seven series 4-1, outscoring St. Louis 22-9.
1980	PRELIMINARY ROUND	Chicago won best-of-five series 3-0, outscoring St. Louis 12-4.
1982	DIVISION FINALS	Chicago won best-of-seven series 4-2, outscoring St. Louis 23-19.
1983	DIVISION SEMIFINALS	Chicago won best-of-five series 3-1, outscoring St. Louis 16-10.
1988	DIVISION SEMIFINALS	St. Louis won best-of-seven series 4-1, outscoring Chicago 21-17.
1989	DIVISION FINALS	Chicago won best-of-seven series 4-1, outscoring St. Louis 19-12.
1990	DIVISION FINALS	Chicago won best-of-seven series 4-3, outscoring St. Louis 28-22.
1992	DIVISION SEMIFINALS	Chicago won best-of-seven series 4-2, outscoring St. Louis 23-19.
1993	DIVISION SEMIFINALS	St. Louis won best-of-seven series 4-0, outscoring Chicago 13-6.
2002	WESTERN CONFERENCE QUARTERFINALS	St. Louis won best-of-seven series 4-1, outscoring Chicago 13-5.
2014	WESTERN CONFERENCE FIRST ROUND	Chicago won best-of-seven series 4-2, outscoring St. Louis 20-14.
2016	WESTERN CONFERENCE FIRST ROUND	St. Louis won best-of-seven series 4-3, Chicago outscoring St. Louis 20-19.



## TAMPA BAY LIGHTNING

2015	STANLEY CUP FINAL	Chicago won best-of-seven series 4-2, outscoring Tampa Bay 13-10.
------	-------------------	---



## TORONTO MAPLE LEAFS

1931	QUARTERFINALS	Chicago won two-game, total-goals series 4-3.
1932	QUARTERFINALS	Toronto won two-game, total-goals series 6-2.
1938	STANLEY CUP FINAL	Chicago won best-of-five series 3-1, outscoring Toronto 10-8.
1940	QUARTERFINALS	Toronto won best-of-three series 2-0, outscoring Chicago 5-3.
1962	STANLEY CUP FINAL	Toronto won best-of-seven series 4-2, outscoring Chicago 18-15.
1967	SEMIFINALS	Toronto won best-of-seven series 4-2, outscoring Chicago 18-14.
1986	DIVISION SEMIFINALS	Toronto won best-of-five series 3-0, outscoring Chicago 18-9.
1994	WESTERN CONFERENCE QUARTERFINALS	Toronto won best-of-seven series 4-2, outscoring Chicago 15-10.
1995	WESTERN CONFERENCE QUARTERFINALS	Chicago won best-of-seven series 4-3, outscoring Toronto 22-20.



## VANCOUVER CANUCKS

1982	CONFERENCE FINALS	Vancouver won best-of-seven series 4-1, outscoring Chicago 18-13.
1995	WESTERN CONFERENCE SEMIFINALS	Chicago won best-of-seven series 4-0, outscoring Vancouver 11-6.
2009	WESTERN CONFERENCE SEMIFINALS	Chicago won best-of-seven series 4-2, outscoring Vancouver 23-19.
2010	WESTERN CONFERENCE SEMIFINALS	Chicago won best-of-seven series 4-2, outscoring Vancouver 23-18.
2011	WESTERN CONFERENCE QUARTERFINALS	Vancouver won best-of-seven series 4-3, Chicago outscoring Vancouver 22-16.



## VEGAS GOLDEN KNIGHTS

2020	WESTERN CONFERENCE QUARTERFINALS	Vegas won best-of-seven series 4-1, outscoring Chicago 16-11.
------	----------------------------------	---

## DEFUNCT CLUBS

1934	SEMIFINALS	Chicago defeated Montreal Maroons in two-game, total-goals series 6-2.
1935	QUARTERFINALS	Montreal Maroons defeated Chicago in two-game, total-goals series 1-0.
1936	QUARTERFINALS	NY Americans defeated Chicago in two-game, total-goals series 7-5.
1938	SEMIFINALS	Chicago defeated NY Americans in best-of-three series 2-1, each team scoring five goals.

LEADERSHIP

PLAYERS

2019-20

OPPONENTS

TRADITION

RECORDS

PLAYOFFS

HISTORY

MINORS

MEDIA



# YEAR-BY-YEAR RESULTS

## 1927 QUARTERFINALS

Boston won total-goals series 10-5

DATE	OPPONENT	SCORE	RESULT
03/29	BOSTON	1-6	L
03/31	@ Boston	4-4	T

## 1930 QUARTERFINALS

Montreal won total-goals series 3-2

DATE	OPPONENT	SCORE	RESULT
03/23	MONTREAL	0-1	L
03/26	@ Montreal	2-2*	T

## 1931 QUARTERFINALS

Chicago won total-goals series 4-3

DATE	OPPONENT	SCORE	RESULT
03/24	@ Toronto	2-2	T
03/26	TORONTO	2-1*	W

## 1931 SEMIFINALS

Chicago won total-goals series 3-0

DATE	OPPONENT	SCORE	RESULT
03/29	NY RANGERS	2-0	W
03/31	@ NY Rangers	1-0	W

## 1931 STANLEY CUP FINAL

Montreal won best-of-five series 3-2

DATE	OPPONENT	SCORE	RESULT
04/03	MONTREAL	1-2	L
04/05	MONTREAL	2-1*	W
04/09	@ Montreal	3-2*	W
04/11	@ Montreal	2-4	L
04/14	@ Montreal	0-2	L

## 1932 QUARTERFINALS

Toronto won total-goals series 6-2

DATE	OPPONENT	SCORE	RESULT
03/27	TORONTO	1-0	W
03/29	@ Toronto	1-6	L

## 1934 QUARTERFINALS

Chicago won total-goals series 4-3

DATE	OPPONENT	SCORE	RESULT
03/22	@ Montreal	3-2	W
03/25	MONTREAL	1-1*	T

## 1934 SEMIFINALS

Chicago won total-goals series 6-2

DATE	OPPONENT	SCORE	RESULT
03/28	@ Mtl Maroons	3-0	W
04/01	MTL MAROONS	3-2	W

## 1934 STANLEY CUP FINAL

Chicago won best-of-five series 3-1

DATE	OPPONENT	SCORE	RESULT
04/03	@ Detroit	2-1*	W
04/05	@ Detroit	4-1	W
04/08	DETROIT	2-5	L
04/10	DETROIT	1-0*	W

## 1935 QUARTERFINALS

Maroons won total-goals series 1-0

DATE	OPPONENT	SCORE	RESULT
03/23	@ Mtl Maroons	0-0	T
03/26	MTL MAROONS	0-1*	L

## 1936 QUARTERFINALS

Americans won total-goals series 7-5

DATE	OPPONENT	SCORE	RESULT
03/24	@ NY Americans	0-3	L
03/26	NY AMERICANS	5-4	W

## 1938 QUARTERFINALS

Chicago won best-of-three series 2-1

DATE	OPPONENT	SCORE	RESULT
03/22	@ Montreal	4-6	L
03/24	MONTREAL	4-0	W
03/26	@ Montreal	3-2*	W

## 1938 SEMIFINALS

Chicago won best-of-three series 2-1

DATE	OPPONENT	SCORE	RESULT
03/29	@ NY Americans	1-3	L
03/31	NY AMERICANS	1-0*	W
04/03	@ NY Americans	3-2	W

## 1938 STANLEY CUP FINAL

Chicago won best-of-five series 3-1

DATE	OPPONENT	SCORE	RESULT
04/05	@ Toronto	3-1	W
04/07	@ Toronto	1-5	L
04/10	TORONTO	2-1	W
04/12	TORONTO	4-1	W

## 1940 QUARTERFINALS

Toronto won best-of-three series 2-0

DATE	OPPONENT	SCORE	RESULT
03/19	@ Toronto	2-3*	L
03/21	TORONTO	1-2	L

## 1941 QUARTERFINALS

Chicago won best-of-three series 2-1

DATE	OPPONENT	SCORE	RESULT
03/20	MONTREAL	2-1	W
03/22	@ Montreal	3-4*	L
03/25	MONTREAL	3-2	W

## 1941 SEMIFINALS

Detroit won best-of-three series 2-0

DATE	OPPONENT	SCORE	RESULT
03/27	@ Detroit	1-3	L
03/30	DETROIT	1-2*	L

## 1942 QUARTERFINALS

Boston won best-of-three series 2-1

DATE	OPPONENT	SCORE	RESULT
03/22	BOSTON	1-2*	L
03/24	@ Boston	4-0	W
03/26	@ Boston	2-3	L

## 1944 SEMIFINALS

Chicago won best-of-seven series 4-1

DATE	OPPONENT	SCORE	RESULT
03/21	@ Detroit	2-1	W
03/23	@ Detroit	1-4	L
03/26	DETROIT	2-0	W
03/28	DETROIT	7-1	W
03/30	@ Detroit	5-2	W

## 1944 STANLEY CUP FINAL

Montreal won best-of-seven series 4-0

DATE	OPPONENT	SCORE	RESULT
04/04	@ Montreal	1-5	L
04/06	MONTREAL	1-3	L
04/09	MONTREAL	2-3	L
04/13	@ Montreal	4-5*	L

## 1946 SEMIFINALS

Montreal won best-of-seven series 4-0

DATE	OPPONENT	SCORE	RESULT
03/19	@ Montreal	2-6	L
03/21	@ Montreal	1-5	L
03/24	MONTREAL	2-8	L
03/26	MONTREAL	2-7	L

## 1953 SEMIFINALS

Montreal won best-of-seven series 4-3

DATE	OPPONENT	SCORE	RESULT
03/24	@ Montreal	1-3	L
03/26	@ Montreal	3-4	L
03/29	MONTREAL	2-1*	W
03/31	MONTREAL	3-1	W
04/02	@ Montreal	4-2	W
04/04	MONTREAL	0-3	L
04/07	@ Montreal	1-4	L

## 1959 SEMIFINALS

Montreal won best-of-seven series 4-2

DATE	OPPONENT	SCORE	RESULT
03/24	@ Montreal	2-4	L
03/26	@ Montreal	1-5	L
03/28	MONTREAL	4-2	W
03/31	MONTREAL	3-1	W
04/02	@ Montreal	2-4	L
04/04	MONTREAL	4-5	L

\* Indicates overtime game.

# YEAR-BY-YEAR RESULTS

## 1960 SEMIFINALS

Montreal won best-of-seven series 4-0

DATE	OPPONENT	SCORE	RESULT
03/24	@ Montreal	3-4	L
03/26	@ Montreal	3-4*	L
03/29	MONTREAL	0-4	L
03/31	MONTREAL	0-2	L

## 1961 SEMIFINALS

Chicago won best-of-seven series 4-2

DATE	OPPONENT	SCORE	RESULT
03/21	@ Montreal	2-6	L
03/23	@ Montreal	4-3	W
03/26	MONTREAL	2-1*	W
03/28	MONTREAL	2-5	L
04/01	@ Montreal	3-0	W
04/04	MONTREAL	3-0	W

## 1961 STANLEY CUP FINAL

Chicago won best-of-seven series 4-2

DATE	OPPONENT	SCORE	RESULT
04/06	DETROIT	3-2	W
04/08	@ Detroit	1-3	L
04/10	DETROIT	3-1	W
04/12	@ Detroit	1-2	L
04/14	DETROIT	6-3	W
04/16	@ Detroit	5-1	W

## 1962 SEMIFINALS

Chicago won best-of-seven series 4-2

DATE	OPPONENT	SCORE	RESULT
03/27	@ Montreal	1-2	L
03/29	@ Montreal	3-4	L
04/01	MONTREAL	4-1	W
04/03	MONTREAL	5-3	W
04/05	@ Montreal	4-3	W
04/08	MONTREAL	2-0	W

## 1962 STANLEY CUP FINAL

Toronto won best-of-seven series 4-2

DATE	OPPONENT	SCORE	RESULT
04/10	@ Toronto	1-4	L
04/12	@ Toronto	2-3	L
04/15	TORONTO	3-0	W
04/17	TORONTO	4-1	W
04/19	@ Toronto	4-8	L
04/22	TORONTO	1-2	L

## 1963 SEMIFINALS

Detroit won best-of-seven series 4-2

DATE	OPPONENT	SCORE	RESULT
03/26	DETROIT	5-4	W
03/28	DETROIT	5-2	W
03/31	@ Detroit	2-4	L
04/02	@ Detroit	1-4	L
04/04	DETROIT	2-4	L
04/07	@ Detroit	4-7	L

## 1964 SEMIFINALS

Detroit won best-of-seven series 4-3

DATE	OPPONENT	SCORE	RESULT
03/26	DETROIT	4-1	W
03/29	DETROIT	4-5	L
03/31	@ Detroit	0-3	L
04/02	@ Detroit	3-2*	W
04/05	DETROIT	3-2	W
04/07	@ Detroit	2-7	L
04/09	DETROIT	2-4	L

## 1965 SEMIFINALS

Chicago won best-of-seven series 4-3

DATE	OPPONENT	SCORE	RESULT
04/01	@ Detroit	3-4	L
04/04	@ Detroit	3-6	L
04/06	DETROIT	5-2	W
04/08	DETROIT	2-1	W
04/11	@ Detroit	2-4	L
04/13	DETROIT	4-0	W
04/15	@ Detroit	4-2	W

## 1965 STANLEY CUP FINAL

Montreal won best-of-seven series 4-3

DATE	OPPONENT	SCORE	RESULT
04/17	@ Montreal	2-3	L
04/20	@ Montreal	0-2	L
04/22	MONTREAL	3-1	W
04/25	MONTREAL	5-1	W
04/27	@ Montreal	0-6	L
04/29	MONTREAL	2-1	W
05/01	@ Montreal	0-4	L

## 1966 SEMIFINALS

Detroit won best-of-seven series 4-2

DATE	OPPONENT	SCORE	RESULT
04/07	DETROIT	2-1	W
04/10	DETROIT	0-7	L
04/12	@ Detroit	2-1	W
04/14	@ Detroit	1-5	L
04/17	DETROIT	3-5	L
04/19	@ Detroit	2-3	L

## 1967 SEMIFINALS

Toronto won best-of-seven series 4-2

DATE	OPPONENT	SCORE	RESULT
04/06	TORONTO	5-2	W
04/09	TORONTO	1-3	L
04/11	@ Toronto	1-3	L
04/13	@ Toronto	4-3	W
04/15	TORONTO	2-4	L
04/18	@ Toronto	1-3	L

## 1968 QUARTERFINALS

Chicago won best-of-seven series 4-2

DATE	OPPONENT	SCORE	RESULT
04/04	@ NY Rangers	1-3	L
04/09	@ NY Rangers	1-2	L
04/11	NY RANGERS	7-4	W
04/13	NY RANGERS	3-1	W
04/14	@ NY Rangers	2-1	W
04/16	NY RANGERS	4-1	W

## 1968 SEMIFINALS

Montreal won best-of-seven series 4-1

DATE	OPPONENT	SCORE	RESULT
04/18	@ Montreal	2-9	L
04/20	@ Montreal	1-4	L
04/23	MONTREAL	2-4	L
04/25	MONTREAL	2-1	W
04/28	@ Montreal	3-4*	L

## 1970 QUARTERFINALS

Chicago won best-of-seven series 4-0

DATE	OPPONENT	SCORE	RESULT
04/08	DETROIT	4-2	W
04/09	DETROIT	4-2	W
04/11	@ Detroit	4-2	W
04/12	@ Detroit	4-2	W

## 1970 SEMIFINALS

Boston won best-of-seven series 4-0

DATE	OPPONENT	SCORE	RESULT
04/19	BOSTON	3-6	L
04/21	BOSTON	1-4	L
04/23	@ Boston	2-5	L
04/26	@ Boston	4-5	L

## 1971 QUARTERFINALS

Chicago won best-of-seven series 4-0

DATE	OPPONENT	SCORE	RESULT
04/07	PHILADELPHIA	5-2	W
04/08	PHILADELPHIA	6-2	W
04/10	@ Philadelphia	3-2	W
04/11	@ Philadelphia	6-2	W

## 1971 SEMIFINALS

Chicago won best-of-seven series 4-3

DATE	OPPONENT	SCORE	RESULT
04/18	NY RANGERS	1-2*	L
04/20	NY RANGERS	3-0	W
04/22	@ NY Rangers	1-4	L
04/25	@ NY Rangers	7-1	W
04/27	NY RANGERS	3-2*	W
04/29	@ NY Rangers	2-3*	L
05/02	NY RANGERS	4-2	W

## 1971 STANLEY CUP FINAL

Montreal won best-of-seven series 4-3

DATE	OPPONENT	SCORE	RESULT
05/04	MONTREAL	2-1*	W
05/06	MONTREAL	5-3	W
05/09	@ Montreal	2-4	L
05/11	@ Montreal	2-5	L
05/13	MONTREAL	2-0	W
05/16	@ Montreal	3-4	L
05/18	MONTREAL	2-3	L

\* Indicates overtime game.

LEADERSHIP

PLAYERS

2019-20

OPPONENTS

TRADITION

RECORDS

PLAYOFFS

HISTORY

MINORS

MEDIA

# YEAR-BY-YEAR RESULTS

LEADERSHIP
PLAYERS
2019-20
OPPONENTS
TRADITION
RECORDS
PLAYOFFS
HISTORY
MINORS
MEDIA

## 1972 QUARTERFINALS

Chicago won best-of-seven series 4-0

DATE	OPPONENT	SCORE	RESULT
04/05	PITTSBURGH	3-1	W
04/06	PITTSBURGH	3-2	W
04/08	@ Pittsburgh	2-0	W
04/09	@ Pittsburgh	6-5*	W

## 1972 SEMIFINALS

NY Rangers won best-of-seven series 4-0

DATE	OPPONENT	SCORE	RESULT
04/16	NY RANGERS	2-3	L
04/18	NY RANGERS	3-5	L
04/20	@ NY Rangers	2-3	L
04/23	@ NY Rangers	2-6	L

## 1973 QUARTERFINALS

Chicago won best-of-seven series 4-1

DATE	OPPONENT	SCORE	RESULT
04/04	ST. LOUIS	7-1	W
04/05	ST. LOUIS	1-0	W
04/07	@ St. Louis	5-2	W
04/08	@ St. Louis	3-5	L
04/10	ST. LOUIS	6-1	W

## 1973 SEMIFINALS

Chicago won best-of-seven series 4-1

DATE	OPPONENT	SCORE	RESULT
04/12	NY RANGERS	1-4	L
04/15	NY RANGERS	5-4	W
04/17	@ NY Rangers	2-1	W
04/19	@ NY Rangers	3-1	W
04/24	NY RANGERS	4-1	W

## 1973 STANLEY CUP FINAL

Montreal won best-of-seven series 4-2

DATE	OPPONENT	SCORE	RESULT
04/29	@ Montreal	3-8	L
05/01	@ Montreal	1-4	L
05/03	MONTREAL	7-4	W
05/06	MONTREAL	0-4	L
05/08	@ Montreal	8-7	W
05/10	MONTREAL	4-6	L

## 1974 QUARTERFINALS

Chicago won best-of-seven series 4-1

DATE	OPPONENT	SCORE	RESULT
04/10	LOS ANGELES	3-1	W
04/11	LOS ANGELES	4-1	W
04/13	@ Los Angeles	1-0	W
04/14	@ Los Angeles	1-5	L
04/16	LOS ANGELES	1-0	W

## 1974 SEMIFINALS

Boston won best-of-seven series 4-2

DATE	OPPONENT	SCORE	RESULT
04/18	@ Boston	4-2	W
04/21	@ Boston	6-8	L
04/23	BOSTON	4-3*	W
04/25	BOSTON	2-5	L
04/28	@ Boston	2-6	L
04/30	BOSTON	2-4	L

## 1975 PRELIMINARY ROUND

Chicago won best-of-three series 2-1

DATE	OPPONENT	SCORE	RESULT
04/08	@ Boston	2-8	L
04/10	BOSTON	4-3*	W
04/11	@ Boston	6-4	W

## 1975 QUARTERFINALS

Buffalo won best-of-seven series 4-1

DATE	OPPONENT	SCORE	RESULT
04/13	@ Buffalo	1-4	L
04/15	@ Buffalo	1-3	L
04/17	BUFFALO	5-4*	W
04/20	BUFFALO	2-6	L
04/22	@ Buffalo	1-3	L

## 1976 QUARTERFINALS

Montreal won best-of-seven series 4-0

DATE	OPPONENT	SCORE	RESULT
04/11	@ Montreal	0-4	L
04/13	@ Montreal	1-3	L
04/15	MONTREAL	1-2	L
04/18	MONTREAL	1-4	L

## 1977 PRELIMINARY ROUND

NY Islanders won best-of-three series 2-0

DATE	OPPONENT	SCORE	RESULT
04/05	@ NY Islanders	2-5	L
04/07	@ NY Islanders	1-2	L

## 1978 QUARTERFINALS

Boston won best-of-seven series 4-0

DATE	OPPONENT	SCORE	RESULT
04/17	@ Boston	1-6	L
04/19	@ Boston	3-4*	L
04/21	BOSTON	3-4*	L
04/23	BOSTON	2-5	L

## 1979 QUARTERFINALS

NY Islanders won best-of-seven series 4-0

DATE	OPPONENT	SCORE	RESULT
04/16	@ NY Islanders	2-6	L
04/18	@ NY Islanders	0-1*	L
04/20	NY ISLANDERS	0-4	L
04/22	NY ISLANDERS	1-3	L

## 1980 PRELIMINARY ROUND

Chicago won best-of-five series 3-0

DATE	OPPONENT	SCORE	RESULT
04/08	ST. LOUIS	3-2*	W
04/09	ST. LOUIS	5-1	W
04/11	@ St. Louis	4-1	W

## 1980 QUARTERFINALS

Buffalo won best-of-seven series 4-0

DATE	OPPONENT	SCORE	RESULT
04/16	@ Buffalo	0-5	L
04/17	@ Buffalo	4-6	L
04/19	BUFFALO	1-2	L
04/20	BUFFALO	2-3	L

## 1981 PRELIMINARY ROUND

Calgary won best-of-five series 3-0

DATE	OPPONENT	SCORE	RESULT
04/08	@ Calgary	3-4	L
04/09	@ Calgary	2-6	L
04/11	CALGARY	4-5*	L

## 1982 DIVISION SEMIFINALS

Chicago won best-of-five series 3-1

DATE	OPPONENT	SCORE	RESULT
04/07	@ Minnesota	3-2*	W
04/08	@ Minnesota	5-3	W
04/10	MINNESOTA	1-7	L
04/11	MINNESOTA	5-2	W

## 1982 DIVISION FINALS

Chicago won best-of-seven series 4-2

DATE	OPPONENT	SCORE	RESULT
04/15	@ St. Louis	5-4	W
04/16	@ St. Louis	1-3	L
04/18	ST. LOUIS	6-5	W
04/19	ST. LOUIS	7-4	W
04/21	@ St. Louis	2-3*	L
04/23	ST. LOUIS	2-0	W

## 1982 CONFERENCE FINALS

Vancouver won best-of-seven series 4-1

DATE	OPPONENT	SCORE	RESULT
04/27	VANCOUVER	1-2*	L
04/29	VANCOUVER	4-1	W
05/01	@ Vancouver	3-4	L
05/04	@ Vancouver	3-5	L
05/06	VANCOUVER	2-6	L

## 1983 DIVISION SEMIFINALS

Chicago won best-of-five series 3-1

GAME	OPPONENT	SCORE	RESULT
04/06	ST. LOUIS	2-4	L
04/07	ST. LOUIS	7-2	W
04/09	@ St. Louis	2-1	W
04/10	@ St. Louis	5-3	W

\* Indicates overtime game.

# YEAR-BY-YEAR RESULTS

## 1983 DIVISION FINALS

Chicago won best-of-seven series 4-1

DATE	OPPONENT	SCORE	RESULT
04/14	MINNESOTA	5-2	W
04/15	MINNESOTA	7-4	W
04/17	@ Minnesota	1-5	L
04/18	@ Minnesota	4-3*	W
04/20	MINNESOTA	5-2	W

## 1983 CONFERENCE FINALS

Edmonton won best-of-seven series 4-0

DATE	OPPONENT	SCORE	RESULT
04/24	@ Edmonton	4-8	L
04/26	@ Edmonton	2-8	L
05/01	EDMONTON	2-3	L
05/03	EDMONTON	3-6	L

## 1984 DIVISION SEMIFINALS

Minnesota won best-of-five series 3-2

DATE	OPPONENT	SCORE	RESULT
04/04	@ Minnesota	3-1	W
04/05	@ Minnesota	5-6	L
04/07	MINNESOTA	1-4	L
04/08	MINNESOTA	4-3	W
04/10	@ Minnesota	1-4	L

## 1985 DIVISION SEMIFINALS

Chicago won best-of-five series 3-0

DATE	OPPONENT	SCORE	RESULT
04/10	DETROIT	9-5	W
04/11	DETROIT	6-1	W
04/13	@ Detroit	8-2	W

## 1985 DIVISION FINALS

Chicago won best-of-seven series 4-2

DATE	OPPONENT	SCORE	RESULT
04/18	MINNESOTA	5-8	L
04/21	MINNESOTA	6-2	W
04/23	@ Minnesota	5-3	W
04/25	@ Minnesota	7-6*	W
04/28	MINNESOTA	4-5*	L
04/30	@ Minnesota	6-5*	W

## 1985 CONFERENCE FINALS

Edmonton won best-of-seven series 4-2

DATE	OPPONENT	SCORE	RESULT
05/04	@ Edmonton	2-11	L
05/07	@ Edmonton	3-7	L
05/09	EDMONTON	5-2	W
05/12	EDMONTON	8-6	W
05/14	@ Edmonton	5-10	L
05/16	EDMONTON	2-8	L

## 1986 DIVISION SEMIFINALS

Toronto won best-of-five series 3-0

DATE	OPPONENT	SCORE	RESULT
04/09	TORONTO	3-5	L
04/10	TORONTO	4-6	L
04/12	@ Toronto	2-7	L

## 1987 DIVISION SEMIFINALS

Detroit won best-of-seven series 4-0

DATE	OPPONENT	SCORE	RESULT
04/08	@ Detroit	1-3	L
04/09	@ Detroit	1-5	L
04/11	DETROIT	3-4*	L
04/12	DETROIT	1-3	L

## 1988 DIVISION SEMIFINALS

St. Louis won best-of-seven series 4-1

DATE	OPPONENT	SCORE	RESULT
04/06	@ St. Louis	1-4	L
04/07	@ St. Louis	2-3	L
04/09	ST. LOUIS	6-3	W
04/10	ST. LOUIS	5-6	L
04/12	@ St. Louis	3-5	L

## 1989 DIVISION SEMIFINALS

Chicago won best-of-seven series 4-2

DATE	OPPONENT	SCORE	RESULT
04/05	@ Detroit	2-3	L
04/06	@ Detroit	5-4*	W
04/08	DETROIT	4-2	W
04/09	DETROIT	3-2	W
04/11	@ Detroit	4-6	L
04/13	DETROIT	7-1	W

## 1989 DIVISION FINALS

Chicago won best-of-seven series 4-1

DATE	OPPONENT	SCORE	RESULT
04/18	@ St. Louis	3-1	W
04/20	@ St. Louis	4-5*	L
04/22	ST. LOUIS	5-2	W
04/24	ST. LOUIS	3-2	W
04/26	@ St. Louis	4-2	W

## 1989 CONFERENCE FINALS

Calgary won best-of-seven series 4-1

DATE	OPPONENT	SCORE	RESULT
05/02	@ Calgary	0-3	L
05/04	@ Calgary	4-2	W
05/06	CALGARY	2-5	L
05/08	CALGARY	1-2*	L
05/10	@ Calgary	1-3	L

## 1990 DIVISION SEMIFINALS

Chicago won best-of-seven series 4-3

DATE	OPPONENT	SCORE	RESULT
04/04	MINNESOTA	1-2	L
04/06	MINNESOTA	5-3	W
04/08	@ Minnesota	2-1	W
04/10	@ Minnesota	0-4	L
04/12	MINNESOTA	5-1	W
04/14	@ Minnesota	3-5	L
04/16	MINNESOTA	5-2	W

## 1990 DIVISION FINALS

Chicago won best-of-seven series 4-3

DATE	OPPONENT	SCORE	RESULT
04/18	ST. LOUIS	3-4	L
04/20	ST. LOUIS	5-3	W
04/22	@ St. Louis	4-5	L
04/24	@ St. Louis	3-2	W
04/26	ST. LOUIS	3-2	W
04/28	@ St. Louis	2-4	L
04/30	ST. LOUIS	8-2	W

## 1990 CONFERENCE FINALS

Edmonton won best-of-seven series 4-2

DATE	OPPONENT	SCORE	RESULT
05/02	@ Edmonton	2-5	L
05/04	@ Edmonton	4-3	W
05/06	EDMONTON	5-1	W
05/08	EDMONTON	2-4	L
05/10	@ Edmonton	3-4	L
05/12	EDMONTON	4-8	L

## 1991 DIVISION SEMIFINALS

Minnesota won best-of-seven series 4-2

DATE	OPPONENT	SCORE	RESULT
04/04	MINNESOTA	3-4*	L
04/06	MINNESOTA	5-2	W
04/08	@ Minnesota	6-5	W
04/10	@ Minnesota	1-3	L
04/12	MINNESOTA	0-6	L
04/14	@ Minnesota	1-3	L

## 1992 DIVISION SEMIFINALS

Chicago won best-of-seven series 4-2

DATE	OPPONENT	SCORE	RESULT
04/18	ST. LOUIS	3-1	W
04/20	ST. LOUIS	3-5	L
04/22	@ St. Louis	4-5*	L
04/24	@ St. Louis	5-3	W
04/26	ST. LOUIS	6-4	W
04/28	@ St. Louis	2-1	W

\* Indicates overtime game.

# YEAR-BY-YEAR RESULTS

## 1992 DIVISION FINALS

Chicago won best-of-seven series 4-0

DATE	OPPONENT	SCORE	RESULT
05/02	@ Detroit	2-1	W
05/04	@ Detroit	3-1	W
05/06	DETROIT	5-4	W
05/08	DETROIT	1-0	W

## 1992 CONFERENCE FINALS

Chicago won best-of-seven series 4-0

DATE	OPPONENT	SCORE	RESULT
05/16	EDMONTON	8-2	W
05/18	EDMONTON	4-2	W
05/20	@ Edmonton	4-3*	W
05/22	@ Edmonton	5-1	W

## 1992 STANLEY CUP FINAL

Pittsburgh won best-of-seven series 4-0

DATE	OPPONENT	SCORE	RESULT
05/26	@ Pittsburgh	4-5	L
05/28	@ Pittsburgh	1-3	L
05/30	PITTSBURGH	0-1	L
06/01	PITTSBURGH	5-6	L

## 1993 DIVISION SEMIFINALS

St. Louis won best-of-seven series 4-0

DATE	OPPONENT	SCORE	RESULT
04/18	ST. LOUIS	3-4	L
04/21	ST. LOUIS	0-2	L
04/23	@ St. Louis	0-3	L
04/25	@ St. Louis	3-4*	L

## 1994 CONFERENCE QUARTERFINALS

Toronto won best-of-seven series 4-2

DATE	OPPONENT	SCORE	RESULT
04/18	@ Toronto	1-5	L
04/20	@ Toronto	0-1*	L
04/23	TORONTO	5-4	W
04/24	TORONTO	4-3*	W
04/26	@ Toronto	0-1	L
04/28	TORONTO	0-1	L

## 1995 CONFERENCE QUARTERFINALS

Chicago won best-of-seven series 4-3

DATE	OPPONENT	Score	Result
05/07	TORONTO	3-5	L
05/09	TORONTO	0-3	L
05/11	@ Toronto	3-2	W
05/13	@ Toronto	3-1	W
05/15	TORONTO	4-2	W
05/17	@ Toronto	4-5*	L
05/19	TORONTO	5-2	W

## 1995 CONFERENCE SEMIFINALS

Chicago won best-of-seven series 4-0

DATE	OPPONENT	SCORE	RESULT
05/21	VANCOUVER	2-1*	W
05/23	VANCOUVER	2-0	W
05/25	@ Vancouver	3-2*	W
05/27	@ Vancouver	4-3*	W

## 1995 CONFERENCE FINALS

Detroit won best-of-seven series 4-1

DATE	OPPONENT	SCORE	RESULT
06/01	@ Detroit	1-2*	L
06/04	@ Detroit	2-3	L
06/06	DETROIT	3-4*	L
06/08	DETROIT	5-2	W
06/11	@ Detroit	1-2*	L

## 1996 CONFERENCE QUARTERFINALS

Chicago won best-of-seven series 4-0

DATE	OPPONENT	SCORE	RESULT
04/17	CALGARY	4-1	W
04/19	CALGARY	3-0	W
04/21	@ Calgary	7-5	W
04/23	@ Calgary	2-1*	W

## 1996 CONFERENCE SEMIFINALS

Colorado won best-of-seven series 4-2

DATE	OPPONENT	SCORE	RESULT
05/02	@ Colorado	3-2*	W
05/04	@ Colorado	1-5	L
05/06	COLORADO	4-3*	W
05/08	COLORADO	2-3*	L
05/11	@ Colorado	1-4	L
05/13	COLORADO	3-4*	L

## 1997 CONFERENCE QUARTERFINALS

Colorado won best-of-seven series 4-2

DATE	OPPONENT	SCORE	RESULT
04/16	@ Colorado	0-6	L
04/18	@ Colorado	1-3	L
04/20	COLORADO	4-3*	W
04/22	COLORADO	6-3	W
04/24	@ Colorado	0-7	L
04/26	COLORADO	3-6	L

## 2002 CONFERENCE QUARTERFINALS

St. Louis won best-of-seven series 4-1

DATE	OPPONENT	SCORE	RESULT
04/18	@ St. Louis	2-1	W
04/20	@ St. Louis	0-2	L
04/21	ST. LOUIS	0-4	L
04/23	ST. LOUIS	0-1	L
04/25	@ St. Louis	3-5	L

## 2009 CONFERENCE QUARTERFINALS

Chicago won best-of-seven series 4-2

DATE	OPPONENT	SCORE	RESULT
04/16	CALGARY	3-2*	W
04/18	CALGARY	3-2	W
04/20	@ Calgary	2-4	L
04/22	@ Calgary	4-6	L
04/25	CALGARY	5-1	W
04/27	@ Calgary	4-1	W

## 2009 CONFERENCE SEMIFINALS

Chicago won best-of-seven series 4-2

DATE	OPPONENT	SCORE	RESULT
04/30	@ Vancouver	3-5	L
05/02	@ Vancouver	6-3	W
05/05	VANCOUVER	1-3	L
05/07	VANCOUVER	2-1*	W
05/09	@ Vancouver	4-2	W
05/11	VANCOUVER	7-5	W

## 2009 CONFERENCE FINALS

Detroit won best-of-seven series 4-1

DATE	OPPONENT	SCORE	RESULT
05/17	@ Detroit	2-5	L
05/19	@ Detroit	2-3*	L
05/22	DETROIT	4-3*	W
05/24	DETROIT	1-6	L
05/27	@ Detroit	1-2*	L

## 2010 CONFERENCE QUARTERFINALS

Chicago won best-of-seven series 4-2

DATE	OPPONENT	SCORE	RESULT
04/16	NASHVILLE	1-4	L
04/18	NASHVILLE	2-0	W
04/20	@ Nashville	1-4	L
04/22	@ Nashville	3-0	W
04/24	NASHVILLE	5-4*	W
04/26	@ Nashville	5-3	W

## 2010 CONFERENCE SEMIFINALS

Chicago won best-of-seven series 4-2

DATE	OPPONENT	SCORE	RESULT
05/01	VANCOUVER	1-5	L
05/03	VANCOUVER	4-2	W
05/05	@ Vancouver	5-2	W
05/07	@ Vancouver	7-4	W
05/09	VANCOUVER	1-4	L
05/11	@ Vancouver	5-1	W

## 2010 CONFERENCE FINALS

Chicago won best-of-seven series 4-0

DATE	OPPONENT	SCORE	RESULT
05/16	@ San Jose	2-1	W
05/18	@ San Jose	4-2	W
05/21	SAN JOSE	3-2*	W
05/23	SAN JOSE	4-2	W

\* Indicates overtime game.

# YEAR-BY-YEAR RESULTS

## 2010 STANLEY CUP FINAL

Chicago won best-of-seven series 4-2

DATE	OPPONENT	SCORE	RESULT
05/29	PHILADELPHIA	6-5	W
05/31	PHILADELPHIA	2-1	W
06/02	@ Philadelphia	3-4*	L
06/04	@ Philadelphia	3-5	L
06/06	PHILADELPHIA	7-4	W
06/09	@ Philadelphia	4-3*	W

## 2011 CONFERENCE QUARTERFINALS

Vancouver won best-of-seven series 4-3

DATE	OPPONENT	SCORE	RESULT
04/13	@ Vancouver	0-2	L
04/15	@ Vancouver	3-4	L
04/17	VANCOUVER	2-3	L
04/19	VANCOUVER	7-2	W
04/21	@ Vancouver	5-0	W
04/24	VANCOUVER	4-3*	W
04/26	@ Vancouver	1-2*	L

## 2012 CONFERENCE QUARTERFINALS

Arizona won best-of-seven series 4-2

DATE	OPPONENT	SCORE	RESULT
04/12	@ Arizona	2-3*	L
04/14	@ Arizona	4-3*	W
04/17	ARIZONA	2-3*	L
04/19	ARIZONA	2-3*	L
04/21	@ Arizona	2-1*	W
04/23	ARIZONA	0-4	L

## 2013 CONFERENCE QUARTERFINALS

Chicago won best-of-seven series 4-1

DATE	OPPONENT	SCORE	RESULT
04/30	MINNESOTA	2-1*	W
05/03	MINNESOTA	5-2	W
05/05	@ Minnesota	2-3*	L
05/07	@ Minnesota	3-0	W
05/09	MINNESOTA	5-1	W

## 2013 CONFERENCE SEMIFINALS

Chicago won best-of-seven series 4-3

DATE	OPPONENT	SCORE	RESULT
05/15	DETROIT	4-1	W
05/18	DETROIT	1-4	L
05/20	@ Detroit	1-3	L
05/23	@ Detroit	0-2	L
05/25	DETROIT	4-1	W
05/27	@ Detroit	4-3	W
05/29	DETROIT	2-1*	W

## 2013 CONFERENCE FINALS

Chicago won best-of-seven series 4-1

DATE	OPPONENT	SCORE	RESULT
06/01	LOS ANGELES	2-1	W
06/02	LOS ANGELES	4-2	W
06/04	@ Los Angeles	1-3	L
06/06	@ Los Angeles	3-2	W
06/08	LOS ANGELES	4-3*	W

## 2013 STANLEY CUP FINAL

Chicago won best-of-seven series 4-2

DATE	OPPONENT	SCORE	RESULT
06/12	BOSTON	4-3*	W
06/15	BOSTON	1-2*	L
06/17	@ Boston	0-2	L
06/19	@ Boston	6-5*	W
06/22	BOSTON	3-1	W
06/24	@ Boston	3-2	W

## 2014 FIRST ROUND

Chicago won best-of-seven series 4-2

DATE	OPPONENT	SCORE	RESULT
04/17	@ St. Louis	3-4*	L
04/19	@ St. Louis	3-4*	L
04/21	ST. LOUIS	2-0	W
04/23	ST. LOUIS	4-3*	W
04/25	@ St. Louis	3-2*	W
04/27	ST. LOUIS	5-1	W

## 2014 SECOND ROUND

Chicago won best-of-seven series 4-2

DATE	OPPONENT	SCORE	RESULT
05/02	MINNESOTA	5-2	W
05/04	MINNESOTA	4-1	W
05/06	@ Minnesota	0-4	L
05/09	@ Minnesota	2-4	L
05/11	MINNESOTA	2-1	W
05/13	@ Minnesota	2-1*	W

## 2014 CONFERENCE FINALS

Los Angeles won best-of-seven series 4-3

DATE	OPPONENT	SCORE	RESULT
05/18	LOS ANGELES	3-1	W
05/21	LOS ANGELES	2-6	L
05/24	@ Los Angeles	3-4	L
05/26	@ Los Angeles	2-5	L
05/28	LOS ANGELES	5-4*	W
05/30	@ Los Angeles	4-3	W
06/01	LOS ANGELES	4-5*	L

## 2015 FIRST ROUND

Chicago won best-of-seven series 4-2

DATE	OPPONENT	SCORE	RESULT
04/15	@ Nashville	4-3*	W
04/17	@ Nashville	2-6	L
04/19	NASHVILLE	4-2	W
04/21	NASHVILLE	3-2*	W
04/23	@ Nashville	2-5	L
04/25	NASHVILLE	4-3	W

## 2015 SECOND ROUND

Chicago won best-of-seven series 4-0

DATE	OPPONENT	SCORE	RESULT
05/01	MINNESOTA	4-3	W
05/03	MINNESOTA	4-1	W
05/05	@ Minnesota	1-0	W
05/07	@ Minnesota	4-3	W

## 2015 CONFERENCE FINALS

Chicago won best-of-seven series 4-3

DATE	OPPONENT	SCORE	RESULT
05/17	@ Anaheim	1-4	L
05/19	@ Anaheim	3-2*	W
05/21	ANAHEIM	1-2	L
05/23	ANAHEIM	5-4*	W
05/25	@ Anaheim	4-5*	L
05/27	ANAHEIM	5-2	W
06/30	@ Anaheim	5-3	W

## 2015 STANLEY CUP FINAL

Chicago won best-of-seven series 4-2

DATE	OPPONENT	SCORE	RESULT
06/03	@ Tampa Bay	2-1	W
06/06	@ Tampa Bay	3-4	L
06/08	TAMPA BAY	2-3	L
06/10	TAMPA BAY	2-1	W
06/13	@ Tampa Bay	2-1	W
06/15	TAMPA BAY	2-0	W

## 2016 FIRST ROUND

St. Louis won best-of-seven series 4-3

DATE	OPPONENT	SCORE	RESULT
04/13	@ St. Louis	0-1*	L
04/15	@ St. Louis	3-2	W
04/17	ST. LOUIS	2-3	L
04/19	ST. LOUIS	3-4	L
04/21	@ St. Louis	4-3*	W
04/23	ST. LOUIS	6-3	W
04/25	@ St. Louis	2-3	L

## 2017 FIRST ROUND

Nashville won best-of-seven series 4-0

DATE	OPPONENT	SCORE	RESULT
04/13	NASHVILLE	0-1	L
04/15	NASHVILLE	0-5	L
04/17	@ Nashville	2-3*	L
04/20	@ Nashville	1-4	L

## 2020 QUALIFYING ROUND

Chicago won best-of-five series 3-1

(all games played at Rogers Place, Edmonton)

DATE	OPPONENT	SCORE	RESULT
08/01	@ Edmonton	6-4	W
08/03	@ Edmonton	3-6	L
08/05	EDMONTON	4-3	W
08/07	EDMONTON	3-2	W

## 2020 FIRST ROUND

Vegas won best-of-seven series 4-1

(all games played at Rogers Place, Edmonton)

DATE	OPPONENT	SCORE	RESULT
08/11	at Vegas	1-4	L
08/13	at Vegas	3-4 (OT)	L
08/15	VEGAS	2-1	L
08/16	VEGAS	3-1	W
08/18	at Vegas	3-4	L

\* Indicates overtime game.

# CAREER PLAYOFF LEADERS

## GAMES PLAYED

RANK	NAME	PLAYOFF GAMES
1	STAN MIKITA	155
2	<b>JONATHAN TOEWS</b>	<b>137</b>
3	<b>PATRICK KANE</b>	<b>136</b>
4	<b>DUNCAN KEITH</b>	<b>135</b>
5	DENIS SAVARD	131
6	NIKLAS HJALMARSSON	125
7	<b>BRENT SEABROOK</b>	<b>123</b>
8	PATRICK SHARP	117
9	BOBBY HULL	116
10	ERIC NESTERENKO	115
11	CHICO MAKI	113
12	BOB MURRAY	112
13	STEVE LARMER	107
	MARIAN HOSSA	107
15	KEITH BROWN	103
16	TONY ESPOSITO	99
	DOUG JARRETT	99
18	DENNIS HULL	97
19	COREY CRAWFORD	96
20	DOUG WILSON	95
21	MARCUS KRUGER	87
22	TROY MURRAY	86
23	CLIFF KOROLL	85
24	PIERRE PILOTE	82
	JEREMY ROENICK	82
26	PIT MARTIN	80
	KEN WHARRAM	80
28	BRYAN BICKELL	75
	DIRK GRAHAM	75
	JOHNNY ODUYA	75

## ASSISTS

RANK	NAME	PLAYOFF ASSISTS
1	STAN MIKITA	91
2	DENIS SAVARD	84
3	<b>PATRICK KANE</b>	<b>80</b>
4	<b>JONATHAN TOEWS</b>	<b>74</b>
5	<b>DUNCAN KEITH</b>	<b>68</b>
6	BOBBY HULL	67
7	STEVE LARMER	66
8	DOUG WILSON	61
9	MARIAN HOSSA	52
	PIERRE PILOTE	52
11	JEREMY ROENICK	42
12	<b>BRENT SEABROOK</b>	<b>39</b>
	PAT STAPLETON	39
14	PATRICK SHARP	38
15	BOB MURRAY	37
16	CHRIS CHELIOS	36
	CHICO MAKI	36
18	DENNIS HULL	34
19	TOM LYSIAK	33
20	KEITH BROWN	32
21	CLIFF KOROLL	29
22	AL SECORD	27
	KEN WHARRAM	27
24	NIKLAS HJALMARSSON	26
	DAVE BOLLAND	26
	JIM PAPPIN	26
27	BILL WHITE	25
	PIT MARTIN	25
	TROY MURRAY	25
30	DIRK GRAHAM	22
	ERIC NESTERENKO	22
	BRANDON SAAD	22
33	BILL HAY	21
34	BRYAN BICKELL	19
35	<b>ANDREW SHAW</b>	<b>19</b>
	KRIS VERSTEEG	19
	DARRYL SUTTER	19
38	JOHNNY ODUYA	18
	BERNIE NICHOLLS	18
	RICHARD PRESTON	18

CURRENT PLAYERS IN **BOLD RED**.

LEADERSHIP

PLAYERS

2019-20

OPPONENTS

TRADITION

RECORDS

PLAYOFFS

HISTORY

MINORS

MEDIA



# CAREER PLAYOFF LEADERS

## GOALS

RANK	NAME	PLAYOFF GOALS
1	BOBBY HULL	62
2	DENIS SAVARD	61
3	STAN MIKITA	59
4	<b>PATRICK KANE</b>	<b>52</b>
5	STEVE LARMER	45
	<b>JONATHAN TOEWS</b>	<b>45</b>
7	PATRICK SHARP	42
8	JEREMY ROENICK	35
9	DENNIS HULL	33
10	PIT MARTIN	26
	JIM PAPPIN	26
12	DARRYL SUTTER	24
13	TOM LYSIAK	23
14	MARIAN HOSSA	21
15	BRYAN BICKELL	20
	<b>BRENT SEABROOK</b>	<b>20</b>
	AL SECORD	20
18	CLIFF KOROLL	19
	BOB MURRAY	19
	DOUG WILSON	19
21	<b>DUNCAN KEITH</b>	<b>18</b>
22	BRANDON SAAD	17
	DAVE BOLLAND	17
	CHICO MAKI	17
	WAYNE PRESLEY	17
26	<b>ANDREW SHAW</b>	<b>16</b>
	JOE MURPHY	16
	KEN WHARRAM	16
29	TROY MURRAY	15
	BILL HAY	15
31	DUSTIN BYFUGLIEN	14
	DIRK GRAHAM	14

## POINTS

RANK	NAME	PLAYOFF POINTS
1	STAN MIKITA	150
2	DENIS SAVARD	145
4	<b>PATRICK KANE</b>	<b>132</b>
3	BOBBY HULL	129
6	<b>JONATHAN TOEWS</b>	<b>119</b>
5	STEVE LARMER	111
7	<b>DUNCAN KEITH</b>	<b>86</b>
8	PATRICK SHARP	80
	DOUG WILSON	80
10	JEREMY ROENICK	77
11	MARIAN HOSSA	73
12	DENNIS HULL	67
13	PIERRE PILOTE	60
14	<b>BRENT SEABROOK</b>	<b>59</b>
15	TOM LYSIAK	56
	BOB MURRAY	56
17	CHICO MAKI	53
18	JIM PAPPIN	52
19	PIT MARTIN	51
20	PAT STAPLETON	49
21	CHRIS CHELIOS	48
	CLIFF KOROLL	48
23	AL SECORD	47
24	DAVE BOLLAND	43
	DARRYL SUTTER	43
	KEN WHARRAM	43
27	TROY MURRAY	40
28	BRYAN BICKELL	39
	BRANDON SAAD	39
30	KEITH BROWN	36
	DIRK GRAHAM	36
	BILL HAY	36

## HAT TRICK LEADERS

NAME	3GG	4GG	TOT
DENIS SAVARD	2	1	3
DOUG BENTLEY	2	0	2
BOBBY HULL	2	0	2
PIT MARTIN	2	0	2
<b>PATRICK KANE</b>	<b>2</b>	<b>0</b>	<b>2</b>
TONY AMONTE	0	1	1
JIM PAPPIN	1	0	1
DICK REDMOND	1	0	1
WAYNE PRESLEY	1	0	1
DIRK GRAHAM	1	0	1
BRIAN NOONAN	1	0	1
GARY SUTER	1	0	1
DUSTIN BYFUGLIEN	1	0	1
<b>JONATHAN TOEWS</b>	<b>1</b>	<b>0</b>	<b>1</b>
<b>TOTALS</b>	<b>18</b>	<b>2</b>	<b>20</b>

## HAT TRICKS

NO.	NAME	DATE	TEAM
1	DOUG BENTLEY	03/28/44	DET
2	DOUG BENTLEY	03/30/44	@DET
3	BOBBY HULL	04/07/63	@DET
4	JIM PAPPIN	04/11/71	@PHI
5	BOBBY HULL	04/09/72	@PIT
6	PIT MARTIN	04/04/73	STL
7	DICK REDMOND	04/04/73	STL
8	<b>PIT MARTIN</b>	<b>05/10/73</b>	<b>MTL</b>
9	DENIS SAVARD	04/19/82	STL
10	DENIS SAVARD (4)	04/10/86	TOR
11	DENIS SAVARD	04/09/88	STL
12	WAYNE PRESLEY	04/13/89	DET
13	<b>DIRK GRAHAM</b>	<b>06/01/92</b>	<b>PIT</b>
14	BRIAN NOONAN	04/18/93	STL
15	TONY AMONTE (4)	04/23/94	TOR
16	GARY SUTER	04/24/94	TOR
17	<b>PATRICK KANE</b>	<b>05/11/09</b>	<b>VAN</b>
18	DUSTIN BYFUGLIEN	05/05/10	@ VAN
19	<b>JONATHAN TOEWS</b>	<b>05/07/10</b>	@ <b>VAN</b>
20	<b>PATRICK KANE</b>	<b>06/08/13</b>	<b>LAK</b>

CURRENT PLAYERS IN **BOLD RED**.

**BOLD TYPE** INDICATES HAT TRICK SCORED IN STANLEY CUP FINAL.

LEADERSHIP

PLAYERS

2019-20

OPPONENTS

TRADITION

RECORDS

PLAYOFFS

HISTORY

MINORS

MEDIA

# OVERTIME GOALS

## OVERTIME GOALS: FOR

DATE	TEAM	SCORER	TIME	SCORE
03/26/31	TOR	STEWART ADAMS	19:20	2-1*
04/05/31	MTL	JOHN GOTTSSELIG	24:50	2-1
04/09/31	@ MTL	CY WENTWORTH	53:50	3-2
03/25/34	MTL	HAROLD "MUSH" MARCH	11:05	1-1*
04/03/34	@ DET	PAUL THOMPSON	21:10	2-1*
<b>04/10/34</b>	<b>DET</b>	<b>HAROLD "MUSH" MARCH</b>	<b>30:05</b>	<b>1-0*</b>
03/26/38	@ MTL	PAUL THOMPSON	11:49	3-2*
03/31/38	NYA	CULLY DAHLSTROM	33:01	1-0*
03/29/53	MTL	AL DEWSBURY	5:38	2-1
03/26/61	MTL	MURRAY BALFOUR	52:12	2-1*
04/02/64	@ DET	MURRAY BALFOUR	8:21	3-2
04/27/71	NYR	BOBBY HULL	6:35	3-2*
05/04/71	MTL	JIM PAPPIN	21:11	2-1
04/09/72	@ PIT	PIT MARTIN	0:12	6-5*
04/23/74	BOS	JIM PAPPIN	3:48	4-3
04/10/75	BOS	IVAN BOLDIREV	7:33	4-3*
04/17/75	BUF	STAN MIKITA	2:31	5-4
04/08/80	STL	DOUG LECUYER	12:34	3-2*
04/07/82	@ MIN	GREG FOX	3:34	3-2*
04/18/83	@ MIN	RICH PRESTON	10:34	4-3*
04/25/85	@ MIN	DARRYL SUTTER	21:57	7-6*
04/30/85	@ MIN	DARRYL SUTTER	15:41	6-5*
04/06/89	@ DET	DUANE SUTTER	14:36	5-4*
05/20/92	@ EDM	JEREMY ROENICK	2:45	4-3*
04/24/94	TOR	JEREMY ROENICK	1:23	4-3
05/21/95	VAN	JOE MURPHY	9:04	2-1*
05/25/95	@ VAN	CHRIS CHELIOS	6:22	3-2*
05/27/95	@ VAN	CHRIS CHELIOS	5:35	4-3*
04/23/96	@ CGY	JOE MURPHY	50:02	2-1*
05/02/96	@ COL	JEREMY ROENICK	6:29	3-2
05/06/96	COL	SERGEI KRIVOKRASOV	0:46	4-3
04/20/97	COL	SERGEI KRIVOKRASOV	31:03	4-3
04/16/09	CGY	MARTIN HAVLAT	0:12	3-2*
05/07/09	VAN	ANDREW LADD	2:52	2-1*
05/22/09	DET	PATRICK SHARP	1:52	4-3
04/24/10	NSH	MARIAN HOSSA	4:07	5-4*
05/21/10	SJS	DUSTIN BYFUGLIEN	12:24	3-2*
<b>06/09/10</b>	<b>@ PHI</b>	<b>PATRICK KANE</b>	<b>4:06</b>	<b>4-3*</b>
04/24/11	VAN	BEN SMITH	15:30	4-3
04/14/12	@ PHX	BRYAN BICKELL	10:36	3-2
04/21/12	@ PHX	JONATHAN TOEWS	2:44	2-1
04/30/13	MIN	BRYAN BICKELL	16:35	2-1*
05/29/13	DET	BRENT SEABROOK	3:35	2-1*
06/08/13	LAK	PATRICK KANE	31:40	4-3*
06/12/13	BOS	ANDREW SHAW	52:08	4-3*
06/19/13	@ BOS	BRENT SEABROOK	9:51	6-5*
04/23/14	STL	PATRICK KANE	11:17	4-3*
04/25/14	@ STL	JONATHAN TOEWS	7:36	3-2*
05/13/14	@ MIN	PATRICK KANE	9:42	2-1*
05/28/14	LAK	MICHAEL HANDZUS	22:04	5-4
04/15/15	@ NSH	DUNCAN KEITH	27:49	4-3*
04/21/15	NSH	BRENT SEABROOK	41:00	3-2*
05/19/15	@ ANA	MARCUS KRUGER	56:12	3-2*
05/23/15	ANA	ANTOINE VERMETTE	25:37	5-4*
04/21/16	@ STL	PATRICK KANE	23:07	4-3

## OVERTIME GOALS: AGAINST

DATE	TEAM	SCORER	TIME	SCORE
03/26/30	@ MTL	HOWIE MORENZ	51:43	2-2
03/26/35	MTL MA	BALDY NORTHCOTT	4:02	0-1
03/19/40	@ TOR	SYL APPS	6:35	2-3
03/22/41	@ MTL	CHARLIE SANDS	34:04	3-4*
03/30/41	DET	GUS GIESEBRECHT	9:15	1-2
03/22/42	BOS	DES SMITH	6:51	1-2
<b>04/13/44</b>	<b>@ MTL</b>	<b>TOE BLAKE</b>	<b>9:12</b>	<b>4-5</b>
03/26/60	@ MTL	DOUG HARVEY	8:38	3-4
04/28/68	@ MTL	JACQUES LEMAIRE	2:14	3-4
04/18/71	NYR	PETE STEMKOWSKI	1:37	1-2*
04/29/71	@ NYR	PETE STEMKOWSKI	41:29	2-3*
04/19/78	@ BOS	TERRY O'REILLY	1:50	3-4
04/21/78	BOS	PETER MCNAB	10:17	3-4
04/18/79	@ NYI	MIKE BOSSY	2:31	0-1
04/11/81	CGY	WILLI PLETT	35:17	4-5
04/21/82	@ STL	BERNIE FEDERKO	3:28	2-3*
04/27/82	VAN	JIM NILL	28:58	1-2
04/28/85	MIN	DENNIS MARUK	1:14	4-5*
04/11/87	DET	SHAWN BURR	4:51	3-4
04/20/89	@ STL	TONY HRKAC	33:49	4-5*
05/08/89	CGY	AL MACINNIS	15:05	1-2
04/04/91	MIN	BRIAN PROPP	4:14	3-4
04/22/92	@ STL	BRETT HULL	23:33	4-5*
04/25/93	@ STL	CRAIG JANNEY	10:43	3-4
04/20/94	@ TOR	TODD GILL	2:15	0-1
05/17/95	@ TOR	RANDY WOOD	10:00	4-5*
06/01/95	@ DET	NICKLAS LIDSTROM	1:01	1-2
06/06/95	DET	VLADIMIR KONSTANTINOV	29:25	3-4
06/11/95	@ DET	VYACHESLAV KOZLOV	22:25	1-2
05/08/96	COL	JOE SAKIC	44:33	2-3
05/13/96	COL	SANDIS OZOLINSH	25:18	3-4
05/19/09	@ DET	MIKAEL SAMUELSSON	5:14	2-3
05/27/09	@ DET	DARREN HELM	3:58	1-2
06/02/10	@ PHI	CLAUDE GIROUX	5:59	3-4*
04/26/11	@ VAN	ALEXANDRE BURROWS	5:22	1-2
04/12/12	@ PHX	MARTIN HANZAL	9:29	3-2
04/17/12	PHX	MIKKEL BOEDKER	13:15	3-2
04/19/12	PHX	MIKKEL BOEDKER	2:15	3-2
05/05/13	@ MIN	JASON ZUCKER	2:15	3-2*
06/15/13	BOS	DANIEL PAILLE	13:48	2-1*
04/17/14	@ STL	ALEXANDER STEEN	50:26	4-3*
04/19/14	@ STL	BARRET JACKMAN	5:50	4-3*
06/01/14	LAK	ALEC MARTINEZ	5:47	5-4
05/25/15	@ ANA	MATT BELESKEY	0:45	5-4*
04/13/16	@ STL	DAVID BACKES	9:04	1-0
04/17/17	@ NSH	KEVIN FIALA	16:44	3-2
08/13/20	@ VGK	REILLY SMITH	7:14	4-3

\* INDICATES BLACKHAWKS WON PLAYOFF SERIES.  
**BOLD TYPE** INDICATES STANLEY CUP-WINNING GOAL.

# GOALTENDERS YEAR-BY-YEAR

YEAR	PLAYER	GP	W	L	T	MINS	GA	SO	GAA
1927	HUGH LEHMAN	2	0	1	1	120	10	0	5.00
1930	CHARLES GARDINER	2	0	1	1	171	3	0	1.05
1931	CHARLES GARDINER	9	5	3	1	638	14	2	1.32
1932	CHARLES GARDINER	2	1	1	0	120	6	1	3.00
1934	CHARLES GARDINER	8	6	1	1	542	12	2	1.33
1935	LORNE CHABOT	2	0	1	1	125	1	1	0.48
1936	MIKE KARAKAS	2	1	1	-	120	7	0	3.50
1938	MIKE KARAKAS	8	6	2	-	525	15	2	1.71
	ALFRED MOORE	1	1	0	-	60	1	0	1.00
	PAUL GOODMAN	1	0	1	-	60	5	0	5.00
1940	PAUL GOODMAN	2	0	2	-	127	5	0	2.37
1941	SAM LOPRESTI	5	2	3	-	344	12	0	2.09
1942	SAM LOPRESTI	3	1	2	-	187	5	1	1.61
1944	MIKE KARAKAS	9	4	5	-	549	24	1	2.62
1946	MIKE KARAKAS	4	0	4	-	240	26	0	6.50
1953	AL ROLLINS	7	3	4	-	425	18	0	2.54
1959	GLENN HALL	6	2	4	-	360	21	0	3.50
1960	GLENN HALL	4	0	4	-	248	14	0	3.39
1961	GLENN HALL	12	8	4	-	771	26	2	2.02
1962	GLENN HALL	12	6	6	-	720	31	2	2.58
1963	GLENN HALL	6	2	4	-	360	25	0	4.17
1964	GLENN HALL	7	3	4	-	408	22	0	3.23
	DENIS DEJORDY	1	0	0	-	20	2	0	6.00
1965	GLENN HALL	13	7	6	-	760	28	1	2.21
	DENIS DEJORDY	2	0	1	-	80	9	0	6.75
1966	GLENN HALL	6	2	4	-	349	22	0	3.78
	DAVE DRYDEN	1	0	0	-	8	0	0	0.00
1967	DENIS DEJORDY	4	1	2	-	184	10	0	3.26
	GLENN HALL	3	1	2	-	175	8	0	2.74
1968	DENIS DEJORDY	11	5	6	-	661	34	0	3.08
1970	TONY ESPOSITO	8	4	4	-	478	27	0	3.39
1971	TONY ESPOSITO	18	11	7	-	1,147	42	2	2.20
1972	TONY ESPOSITO	5	2	3	-	298	16	0	3.22
	GARY SMITH	2	1	1	-	120	3	1	1.50
	GERRY DESJARDINS	1	1	0	-	60	5	0	4.98
1973	TONY ESPOSITO	15	10	5	-	892	46	1	3.09
	GARY SMITH	2	0	1	-	65	5	0	4.59
1974	TONY ESPOSITO	10	6	4	-	580	28	2	2.90
	MIKE VEISOR	2	0	1	-	80	5	0	3.75
1975	TONY ESPOSITO	8	3	5	-	470	34	0	4.33
	MICHEL DUMAS	1	0	0	-	19	1	0	3.24
1976	TONY ESPOSITO	4	0	4	-	239	13	0	3.27
1977	TONY ESPOSITO	2	0	2	-	119	6	0	3.03
1978	TONY ESPOSITO	4	0	4	-	252	19	0	4.53
1979	TONY ESPOSITO	4	0	4	-	239	14	0	3.52
1980	TONY ESPOSITO	6	3	3	-	370	14	0	2.27
	MIKE VEISOR	1	0	1	-	59	6	0	6.08
1981	TONY ESPOSITO	3	0	3	-	215	15	0	4.19
1982	TONY ESPOSITO	7	3	3	-	379	16	1	2.54
	MURRAY BANNERMAN	10	5	4	-	554	35	0	3.79
1983	TONY ESPOSITO	5	3	2	-	310	18	0	3.49
	MURRAY BANNERMAN	8	4	4	-	479	32	0	4.01
1984	MURRAY BANNERMAN	5	2	3	-	299	17	0	3.41
1985	MURRAY BANNERMAN	15	9	6	-	903	72	0	4.79
	WARREN SKORODENSKI	2	0	0	-	33	6	0	10.91
1986	MURRAY BANNERMAN	2	0	1	-	81	9	0	6.65
	BOB SAUVE	2	0	2	-	97	8	0	4.95
1987	BOB SAUVE	4	0	4	-	241	15	0	3.73

LEADERSHIP
PLAYERS
2019-20
OPPONENTS
TRADITION
RECORDS
PLAYOFFS
HISTORY
MINORS
MEDIA

# GOALTENDERS YEAR-BY-YEAR

YEAR	PLAYER	GP	W	L	T	MINS	GA	SO	GAA
1988	DARREN PANG	4	1	3	-	239	18	0	4.52
	BOB MASON	1	0	1	-	60	3	0	3.00
1989	ALAIN CHEVRIER	16	9	7	-	1,013	44	0	2.61
	DARREN PANG	2	0	0	-	10	0	0	0.00
1990	ED BELFOUR	9	4	2	-	409	17	0	2.49
	JACQUES CLOUTIER	4	0	2	-	175	8	0	2.74
	GREG MILLEN	14	6	6	-	613	40	0	3.92
	ED BELFOUR	6	2	4	-	295	20	0	4.07
1991	DOMINIC HASEK	3	0	0	-	69	3	0	2.62
	ED BELFOUR	18	12	4	-	949	39	1	2.47
1992	DOMINIC HASEK	3	0	2	-	158	8	0	3.05
	ED BELFOUR	4	0	4	-	249	13	0	3.13
1993	ED BELFOUR	6	2	4	-	360	15	0	2.50
1994	ED BELFOUR	16	9	7	-	1,014	37	1	2.19
	JEFF HACKETT	2	0	0	-	26	1	0	2.28
1995	ED BELFOUR	9	6	3	-	666	23	1	2.07
	JEFF HACKETT	1	0	1	-	60	5	0	5.00
1996	JEFF HACKETT	6	2	4	-	345	25	0	4.34
	CHRIS TERRERI	2	0	0	-	44	3	0	4.11
2002	STEVE PASSMORE	3	0	2	-	138	6	0	2.62
	JOCELYN THIBAUT	3	1	2	-	159	7	0	2.65
2009	NIKOLAI KHABIBULIN	15	8	6	-	881	43	0	2.93
	CRISTOBAL HUET	3	1	2	-	130	7	0	3.23
2010	COREY CRAWFORD	1	0	0	-	16	1	0	3.77
	ANTTI NIEMI	22	16	6	-	1,322	58	2	2.63
2011	CRISTOBAL HUET	1	0	0	-	20	0	0	0.00
	COREY CRAWFORD	7	3	4	-	435	16	1	2.21
2012	COREY CRAWFORD	6	2	4	-	396	17	0	2.58
2013	COREY CRAWFORD	23	16	7	-	1,504	46	1	1.84
2014	COREY CRAWFORD	19	11	8	-	1,234	52	1	2.53
2015	COREY CRAWFORD	20	13	6	-	1,223	47	2	2.31
	SCOTT DARLING	5	3	1	-	298	11	0	2.22
2016	COREY CRAWFORD	7	3	4	-	448	19	0	2.55
2017	COREY CRAWFORD	4	0	4	-	254	12	0	2.84
2020	COREY CRAWFORD	9	4	5	-	544	30	0	3.31

LEADERSHIP

PLAYERS

2019-20

OPPONENTS

TRADITION

RECORDS

PLAYOFFS

HISTORY

MINORS

MEDIA

# ALL-TIME GOALTENDER STATISTICS

NAME	GP	MINS	GA	SO	GAA	W	L	T	A	PIM
COREY CRAWFORD	96	6,054	240	5	2.38	52	42	-	2	2
TONY ESPOSITO	99	6,017	308	6	3.07	45	53	-	0	0
ED BELFOUR	68	3,942	164	3	2.50	35	28	-	0	32
GLENN HALL	69	4,152	197	5	2.85	31	38	-	0	2
MURRAY BANNERMAN	40	2,322	165	0	4.27	20	18	-	5	17
ANTTI NIEMI	22	1,322	58	2	2.63	16	6	-	0	2
CHARLIE GARDINER	21	1,472	35	5	1.43	12	6	3	0	0
MIKE KARAKAS	23	1,434	72	3	3.01	11	12	-	0	0
ALAIN CHEVRIER	16	1,013	44	0	2.61	9	7	-	1	0
NIKOLAI KHABIBULIN	15	881	43	0	2.93	8	6	-	0	0
GREG MILLEN	14	613	40	0	3.92	6	6	-	0	4
DENIS DEJORDY	18	946	55	0	3.49	6	9	-	0	0
SCOTT DARLING	5	298	11	0	2.22	3	1	-	0	0
AL ROLLINS	7	425	18	0	2.54	3	4	-	0	0
SAM LOPRESTI	8	530	17	1	1.92	3	5	-	0	0
JEFF HACKETT	9	431	31	0	4.31	2	5	-	0	0
ALFIE MOORE	1	60	1	0	1.00	1	0	-	0	0
GERRY DESJARDINS	1	60	5	0	4.98	1	0	-	0	4
GARY SMITH	4	185	8	1	2.59	1	2	-	0	0
CRISTOBAL HUET	4	150	7	0	2.80	1	2	-	0	0
JOCELYN THIBAUT	3	159	7	0	2.65	1	2	-	0	0
DARREN PANG	6	250	18	0	4.35	1	3	-	0	2
DAVE DRYDEN	1	8	0	0	0.00	0	0	-	0	0
MICHEL DUMAS	1	19	1	0	3.24	0	0	-	0	0
CHRIS TERRERI	2	44	3	0	4.11	0	0	-	0	2
WARREN SKORODENSKI	2	33	6	0	10.91	0	0	-	0	0
LORNE CHABOT	2	125	1	1	0.48	0	1	1	0	0
BOB MASON	1	60	3	0	3.00	0	1	-	0	0
HUGH LEHMAN	2	120	10	0	5.00	0	1	1	0	0
STEVE PASSMORE	3	138	6	0	2.62	0	2	-	0	0
JACQUES CLOUTIER	4	175	8	0	2.74	0	2	-	0	0
DOMINIK HASEK	6	227	11	0	2.92	0	2	-	1	0
MIKE VEISOR	3	139	11	0	4.74	0	2	-	0	0
PAUL GOODMAN	3	187	10	0	3.22	0	3	-	0	0
BOB SAUVE	6	338	23	0	4.08	0	6	-	0	0
EMPTY NET GOALS			24							
<b>TOTALS</b>	<b>585</b>	<b>34,329</b>	<b>1,637</b>	<b>32</b>	<b>2.92</b>	<b>268</b>	<b>275</b>	<b>5</b>	<b>9</b>	<b>65</b>

CURRENT BLACKHAWKS IN **BOLD RED**.

LEADERSHIP
PLAYERS
2019-20
OPPONENTS
TRADITION
RECORDS
PLAYOFFS
HISTORY
MINORS
MEDIA

# SHUTOUTS AND PENALTY SHOTS

## SHUTOUTS BY BLACKHAWKS

NO.	NAME	DATE	OPP	SCORE
1	CHARLES GARDINER	03/29/31	NYR	2-0
2	CHARLES GARDINER	03/31/31	@ NYR	1-0
3	CHARLES GARDINER	03/27/32	TOR	1-0
4	CHARLES GARDINER	03/28/34	@ MTL MA	3-0
5	<b>CHARLES GARDINER</b>	<b>04/10/34</b>	<b>DET</b>	<b>1-0**</b>
6	LORNE CHABOT	03/23/35	@ MTL MA	0-0
7	MIKE KARAKAS	03/24/38	MTL	4-0
8	MIKE KARAKAS	03/31/38	NYA	1-0*
9	SAM LOPRESTI	03/24/42	@ BOS	4-0
10	MIKE KARAKAS	03/26/44	DET	2-0
11	GLENN HALL	04/01/61	@ MTL	3-0
12	GLENN HALL	04/04/61	MTL	3-0
13	GLENN HALL	04/08/62	MTL	2-0
14	<b>GLENN HALL</b>	<b>04/15/62</b>	<b>TOR</b>	<b>3-0</b>
15	GLENN HALL	04/13/65	DET	4-0
16	TONY ESPOSITO	04/20/71	NYR	3-0
17	<b>TONY ESPOSITO</b>	<b>05/13/71</b>	<b>MTL</b>	<b>2-0</b>
18	GARY SMITH	04/08/72	@ PIT	2-0
19	TONY ESPOSITO	04/05/73	STL	1-0
20	TONY ESPOSITO	04/13/74	@ LAK	1-0
21	TONY ESPOSITO	04/16/74	LAK	1-0
22	TONY ESPOSITO	04/23/82	STL	2-0
23	ED BELFOUR	05/08/92	DET	1-0
24	ED BELFOUR	05/23/95	VAN	2-0
25	ED BELFOUR	04/19/96	CGY	3-0
26	ANTTI NIEMI	04/18/10	NSH	2-0
27	ANTTI NIEMI	04/22/10	@ NSH	3-0
28	COREY CRAWFORD	04/21/11	@ VAN	5-0
29	COREY CRAWFORD	05/07/13	@ MIN	3-0
30	COREY CRAWFORD	04/21/14	STL	2-0
31	COREY CRAWFORD	05/05/15	@ MIN	1-0
32	<b>COREY CRAWFORD</b>	<b>06/15/15</b>	<b>TBL</b>	<b>2-0*</b>

\* INDICATES OVERTIME GAME.

\* INDICATES STANLEY CUP-CLINCHING GAME.

## SHUTOUTS AGAINST BLACKHAWKS

NO.	NAME	DATE	OPP	SCORE
1	GEORGE HAINSWORTH	03/23/30	MTL	1-0
2	<b>GEORGE HAINSWORTH</b>	<b>04/14/31</b>	<b>@ MTL</b>	<b>2-0</b>
3	ALEC CONNELL	03/23/35	@ MTL MA	0-0
4	ALEC CONNELL	03/26/35	MTL MA	1-0*
5	ROY WORTERS	03/24/36	@ NYA	3-0
6	JACQUES PLANTE	04/04/53	MTL	3-0
7	JACQUES PLANTE	03/29/60	MTL	4-0
8	JACQUES PLANTE	03/31/60	MTL	2-0
9	TERRY SAWCHUK	03/31/64	@ DET	3-0
10	<b>LORNE WORSLEY</b>	<b>04/20/65</b>	<b>@ MTL</b>	<b>2-0</b>
11	<b>CHARLIE HODGE</b>	<b>04/27/65</b>	<b>@ MTL</b>	<b>6-0</b>
12	<b>LORNE WORSLEY</b>	<b>05/01/65</b>	<b>@ MTL</b>	<b>4-0</b>
13	ROGER CROZIER	04/10/66	DET	7-0
14	<b>KEN DRYDEN</b>	<b>05/06/73</b>	<b>MTL</b>	<b>4-0</b>
15	KEN DRYDEN	04/11/76	@ MTL	4-0
16	BILLY SMITH	04/18/79	@ NYI	1-0*
17	GLENN RESCH	04/20/79	NYI	4-0
18	DON EDWARDS	04/16/80	@ BUF	5-0
19	MIKE VERNON	05/02/89	@ CGY	3-0
20	JON CASEY	04/10/90	@ MIN	4-0
21	JON CASEY	04/12/91	MIN	6-0
22	<b>TOM BARRASSO</b>	<b>05/30/92</b>	<b>PIT</b>	<b>1-0</b>
23	CURTIS JOSEPH	04/21/93	STL	2-0
24	CURTIS JOSEPH	04/23/93	@ STL	3-0
25	FELIX POTVIN	04/20/94	@ TOR	1-0
26	FELIX POTVIN	04/26/94	@ TOR	1-0*
27	FELIX POTVIN	04/28/94	TOR	1-0
28	FELIX POTVIN	05/09/95	TOR	3-0
29	PATRICK ROY	04/16/97	@ COL	6-0
30	PATRICK ROY	04/24/97	@ COL	7-0
31	BRENT JOHNSON	04/20/02	@ STL	2-0
32	BRENT JOHNSON	04/21/02	STL	4-0
33	BRENT JOHNSON	04/23/02	STL	1-0
34	ROBERTO LUONGO	04/13/11	@ VAN	2-0
35	MIKE SMITH	04/23/12	PHX	4-0
36	JIMMY HOWARD	05/23/13	@ DET	2-0
37	<b>TUUKKA RASK</b>	<b>06/17/13</b>	<b>@ BOS</b>	<b>2-0</b>
38	ILYA BRYZGALOV	05/06/14	@ MIN	4-0
39	BRIAN ELLIOTT	04/13/16	@ STL	1-0*
40	PEKKA RINNE	04/13/17	NSH	1-0
41	PEKKA RINNE	04/15/17	NSH	5-0

## PENALTY SHOTS BY BLACKHAWKS

NAME	DATE	OPP	GOALIE	G/NG
VIRGIL JOHNSON	04/13/44	@ MTL	BILL DURNAN	NG
MIKE WALTON	04/20/79	NYI	GLENN RESCH	NG
PATRICK POULIN	05/09/95	TOR	FELIX POTVIN	NG
MICHAEL FROLIK	04/24/11	VAN	CORY SCHNEIDER	G
MICHAEL FROLIK	05/27/13	@ DET	JIMMY HOWARD	G

## PENALTY SHOTS AGAINST BLACKHAWKS

NAME	DATE	OPP	GOALIE	G/NG
FRANK MAHOVLICH	05/16/71	@ MTL	<b>TONY ESPOSITO</b>	<b>NG</b>
BASIL MCRAE	04/06/91	MIN	ED BELFOUR	G
MARTIN ERAT	04/20/10	@ NSH	ANTTI NIEMI	G
ALEXANDRE BURROWS	04/26/11	@ VAN	COREY CRAWFORD	NG

**BOLD TYPE** INDICATES EVENT OCCURRED IN A STANLEY CUP FINAL GAME.

# PLAYOFF SUMMARY AND STATS

## BLACKHAWKS STANLEY CUP PLAYOFF SERIES SUMMARY

Stanley Cup Championships	6	1934, 1938, 1961, 2010, 2013, 2015
Final series	13	6-7
Semifinals/Conference Finals	33	13-20
Quarterfinals/Division Finals/Conference Semifinals	36	22-14
Preliminary series/Division Semifinals/Conference Quarterfinals	16-16	
Two-game series	12	4-8
Three-game series	9	6-3
Four-game series	28	14-14
Five-game series	19	8-11
Six-game series	33	19-14
Seven-game series	14	7-7
Years in the playoffs	63	
Consecutive Final series appearances	2	1961-62
Most consecutive playoff appearances	28	1969-97
Most consecutive wins in a playoff year	11	1991-92
Longest playoff losing streak	16	04/20/75 to 04/22/79

## BLACKHAWKS PLAYOFF SERIES SITUATIONAL STATS

	RECORD	LAST IN...
When winning the first game of a playoff series	36-9	2020 vs. EDM
When losing the first game of a playoff series	20-44	2020 vs. VGK
When winning the first two games of a playoff series	23-2	2015 vs. MIN
When losing the first two games of a playoff series	5-35	2020 vs. VGK
When splitting the first two games of a playoff series	27-17	2020 vs. EDM
When winning the first three games of a playoff series	13-0	2015 vs. MIN
When losing the first three games of a playoff series	0-20	2020 vs. VGK
When winning two of the first three games of a playoff series	26-8	2020 vs. EDM
When losing two of the first three games of a playoff series	14-21	2016 vs. STL
When winning three of the first four games of a playoff series	17-0	2015 vs. NSH
When losing three of the first four games of a playoff series	1-13	2016 vs. STL
When splitting the first four games of a playoff series	19-18	2015 vs. TBL
When winning three of the first five games of a playoff series	23-3	
When losing three of the first five games of a playoff series	3-21	
When winning three of the first five games of a playoff series	2020 vs. EDM	
When losing three of the first five games of a playoff series	2020 vs. VGK	
When facing elimination in a playoff series	33-52	2020 vs. VGK
Blackhawks series sweeps	11	2015 vs. MIN
Series sweeps against Blackhawks	19	2017 vs. NSH

## BLACKHAWKS STANLEY CUP PLAYOFFS GAME 7 RESULTS

DATE	RESULT	SERIES	LOCATION
04/07/53	Montreal 4, Chicago 1	Semifinals	@ MTL
04/09/64	Detroit 4, Chicago 2	Semifinals	CHI
04/15/65	Chicago 4, Detroit 2	Semifinals	@ DET
05/01/65	Montreal 4, Chicago 0	Final	@ MTL
05/02/71	Chicago 4, NY Rangers 2	Semifinals	CHI
05/18/71	Montreal 3, Chicago 2	Final	CHI
04/16/90	Chicago 5, Minnesota 2	Division Semifinals	CHI
04/30/90	Chicago 8, St. Louis 2	Division Finals	CHI
05/19/95	Chicago 5, Toronto 2	Conference Quarterfinals	CHI
04/26/11	Vancouver 2, Chicago 1 (OT)	Conference Quarterfinals	@ VAN
05/29/13	Chicago 2, Detroit 1 (OT)	Conference Semifinals	CHI
06/01/14	Los Angeles 5, Chicago 4 (OT)	Conference Final	CHI
05/30/15	Chicago 5, Anaheim 3	Conference Final	@ ANA
04/25/16	St. Louis 3, Chicago 2	First Round	@ STL

LEADERSHIP
PLAYERS
2019-20
OPPONENTS
TRADITION
RECORDS
PLAYOFFS
HISTORY
MINORS
MEDIA

# INDIVIDUAL PLAYOFF RECORDS

## GAMES

Most games 155 STAN MIKITA

## MOST PLAYOFF GOALS

Career	62	BOBBY HULL		
Power-play goals in career	24	BOBBY HULL		
Overtime goals in career	5	<b>PATRICK KANE</b>		
In a quarterfinal or semifinal series	8	BOBBY HULL	DET	1963 (5 games)
		BOBBY HULL	DET	1965 (7 games)
Overtime goals in a playoff series	2	DARRYL SUTTER	MIN	1985
		CHRIS CHELIOS	VAN	1995
Shorthanded goals in a playoff series	3	WAYNE PRESLEY	DET	1989
Most three-goal games in a playoff series	2	DOUG BENTLEY	DET	1944
Longest game goal-scoring streak	6	BOBBY HULL	DET	04/09/64 to 04/11/65
		STEVE LARMER	DET/STL	04/11/89 to 04/24/89
In a period	3	DIRK GRAHAM	PIT	06/01/92 (1st)
Power-play goals in a period	2	BOBBY HULL	@ PHI	04/10/71 (3rd)
		PIT MARTIN	STL	04/04/73 (3rd)
		DENIS SAVARD	STL	04/19/82 (1st)
		CHRIS CHELIOS	STL	04/20/92 (1st)
		<b>JONATHAN TOEWS</b>	@ VAN	05/07/10 (2nd)
		PATRICK SHARP	VAN	04/19/11 (3rd)
Game	4	DENIS SAVARD	TOR	04/10/86
		TONY AMONTE	TOR	04/23/94
By a defenseman in one game	3	DICK REDMOND	STL	04/04/73
		GARY SUTER	TOR	04/24/94
In a playoff year	12	DARRYL SUTTER		1985 (15 games)
		JEREMY ROENICK		1992 (18 games)
By a rookie in a playoff year	11	JEREMY ROENICK		1990 (20 games)
By a defenseman in a playoff year	7	<b>BRENT SEABROOK</b>		2015 (23 games)
Power-play goals in a playoff year	6	BOBBY HULL		1971 (18 games)
Shorthanded goals in a playoff year	3	WAYNE PRESLEY		1989 (14 games)
Overtime goals in a playoff year	2	<b>BRENT SEABROOK</b>		2013 (23 games)
		HAROLD MARCH		1934 (8 games)
		DARRYL SUTTER		1985 (15 games)
		CHRIS CHELIOS		1995 (16 games)
		<b>PATRICK KANE</b>		2014 (19 games)
Three-goal games in a playoff year	2	DOUG BENTLEY		1944
		PIT MARTIN		1973

## MOST PLAYOFF ASSISTS

Career	91	STAN MIKITA		
In a quarterfinal or semifinal series	10	STAN MIKITA	MTL	1962 (6 games)
Consecutive playoff games with an assist in a playoff year	7	DENIS SAVARD		04/06/89 to 04/20/89
		<b>JONATHAN TOEWS</b>		04/22/10 to 05/07/10
Most consecutive playoff games with 1+ assists	8	DOUG WILSON		05/04/82 to 04/15/83
Most assists by a goalie in a playoff year	2	MURRAY BANNERMAN		1985
		COREY CRAWFORD		2011
In a period	3	PAT STAPLETON	@ MTL	04/29/73 (1st)
		CHRIS CHELIOS	EDM	05/18/92 (3rd)
In a game	5	STAN MIKITA	STL	04/04/73
In a playoff year	22	<b>JONATHAN TOEWS</b>		2010 (22 games)
In a playoff year, by a defenseman	18	<b>DUNCAN KEITH</b>		2015 (23 games)

CURRENT PLAYERS IN **BOLD RED**.



# INDIVIDUAL PLAYOFF RECORDS

## MOST PLAYOFF POINTS

Period	3	HELD BY MANY PLAYERS		
Game	5	HAROLD "MUSH" MARCH	NYA (2G, 3A)	03/26/36
		DOUG BENTLEY	DET (3G, 2A)	03/28/44
		STAN MIKITA	STL (5A)	04/04/73
		STEVE LARMER	STL (1G, 4A)	04/30/90
		<b>JONATHAN TOEWS</b>	@ VAN (3G, 2A)	05/07/10
		<b>DOMINIK KUBALIK</b>	@ EDM (2G, 3A)	08/01/20
In a playoff year	29	DENIS SAVARD	9G, 20A	1985
		<b>JONATHAN TOEWS</b>	7G, 22A	2010
By a defenseman	21	<b>DUNCAN KEITH</b>	3G, 18A	2015
		CHRIS CHELIOS	6G, 15A	1992
By a rookie	18	JEREMY ROENICK	11G, 7A	1990
Career	150	STAN MIKITA	59G, 91A	
Longest point streak	13	STAN MIKITA	8G, 17A	04/14/61 to 04/19/62
		<b>JONATHAN TOEWS</b>	7G, 18A	04/22/10 to 05/23/10
Consecutive games scoring a point in a playoff year	13	<b>JONATHAN TOEWS</b>	7G, 18A	04/22/10 to 05/23/10
By a line in a playoff year	55	DENNIS HULL	9G, 15A	1973
		JIM PAPPIN	8G, 7A	
		PIT MARTIN	10G, 6A	
Points in a quarterfinal or semifinal series	13	STAN MIKITA	3G, 10A	MTL, 1962
		BOBBY HULL	8G, 5A	DET, 1965
		DENIS SAVARD	4G, 9A	DET, 1989
Points in a Stanley Cup Final	9	BOBBY HULL	3G, 6A	MTL, 1971

## PLAYOFF PENALTY RECORDS

Minutes in a playoff period	35	AL SECORD	@ STL	04/09/83 (2nd)
			Major, Misconduct, 2 Game Misconducts	
Minutes in a playoff game	37	AL SECORD	@ STL	04/09/83
			Major, Minor, Misconduct, 2 Game Misconducts	
Minutes in a playoff year	84	DAVE MANSON		1989
Minutes in a career	266	AL SECORD		

## QUICKEST

Goal from start of playoff game	0:09	KEN WHARRAM	@ TOR	04/13/67
Two goals by one player in a playoff game	0:18	DICK REDMOND	STL	04/04/73 (15:02, 15:20)
Three goals by one player in a playoff game	7:11	DICK REDMOND	STL	04/04/73 (15:02, 15:20 of 1st, 2:13 of 2nd)

## GOALTENDER RECORDS IN PLAYOFFS

Consecutive wins in a playoff year	11	ED BELFOUR	1992	
Most minutes played in a playoff year	1,504	COREY CRAWFORD	2013 (23 games)	
Longest shutout sequence	171:50	GLENN HALL	03/28/61 (15:36) to 04/01/61 (60:00)	
			04/04/61 (60:00) to 04/06/61 (36:14)	

CURRENT PLAYERS IN **BOLD RED**.

# TEAM PLAYOFF RECORDS

## BLACKHAWKS STANLEY CUP PLAYOFFS OVERTIME RECORD

	OVERALL				HOME				ROAD			
	GP	W	L	T	GP	W	L	T	GP	W	L	T
1ST OVERTIME	72	36	35	1	33	19	13	1	39	17	22	0
2ND OVERTIME	20	12	8	0	12	8	4	0	8	4	4	0
3RD OVERTIME	10	6	3	1	4	3	1	0	6	3	2	1
<b>TOTAL</b>	<b>102</b>	<b>54</b>	<b>46</b>	<b>2</b>	<b>49</b>	<b>30</b>	<b>18</b>	<b>1</b>	<b>53</b>	<b>24</b>	<b>28</b>	<b>1</b>

## MOST GOALS SCORED BY BLACKHAWKS IN THE PLAYOFFS

In a period	5	NYR	04/11/68	3rd
		@ MTL	05/08/73	2nd
		MIN	04/21/85	2nd
		EDM	05/12/85	1st
Shorthanded in a period	2	MTL	05/03/73	WHITE, MIKITA; 1st
Power-play in a period	3	@ VAN	05/07/10	<b>TOEWS</b> (2), SHARP; 2nd
In a game	9	DET	04/10/85	
Shorthanded in a game	2	MTL	05/03/73	WHITE, MIKITA
		MIN	04/20/83	WILSON, PATERSON
		@ DET	04/11/89	PRESLEY, KONROYD
		STL	04/30/90	LARMER, CREIGHTON
Power-play in a game	5	@ EDM	05/14/85	

## MOST GOALS AGAINST BLACKHAWKS IN THE PLAYOFFS

In a period	5	@ MTL	04/18/68	3rd
		@ BOS	04/28/74	2nd
		BUF	04/20/75	3rd
		@ MIN	04/08/91	1st
		LAK	05/21/14	3rd
Shorthanded in a period	2	@ EDM	04/24/83	3rd
Power-play in a period	3	@ MIN	04/08/91	
In a game	11	@ EDM	05/04/85	
Shorthanded in a game	2	@ EDM	04/24/83	
Power-play in a game	5	MIN	04/12/91	
		@ COL	04/24/97	

## TWO-TEAM TOTAL GOAL RECORDS FOR PLAYOFF GAMES

In a period	8	@ MTL	05/08/73	2nd
Power-play goals in a period	4	@ DET	04/04/65	3rd
		@ EDM	05/14/85	1st
		@ MIN	04/08/91	1st
		@ VAN	05/07/10	2nd
In a game	15	CHI 8 @ MTL 7	05/08/73	
		CHI 5 @ EDM 10	05/14/85	
Shorthanded goals in a game	2	MTL	05/03/73	
		MIN	04/20/83	
		@ DET	04/11/89	
		NSH	04/24/10	
Power-play goals in a game	7	CHI 5, EDM 2	05/14/85	

CURRENT PLAYERS IN **BOLD RED**.

# TEAM PLAYOFF RECORDS

## MOST ASSISTS FOR AND AGAINST IN THE PLAYOFFS

In a period	9	EDM	05/12/85 (1st)
In a period, by an opponent	10	@ MIN	04/08/91 (1st)
Game	16	@ DET	04/13/85
Game, by an opponent	20	@ EDM	05/04/85

## MOST POINTS FOR AND AGAINST IN THE PLAYOFFS

Points in a game	24	@ DET	04/13/85 (8G, 16A)
Points in a game, by an opponent	31	@ EDM	05/04/85 (11G, 20A)

## BLACKHAWKS PLAYOFF SERIES RECORDS

### TWO-GAME SERIES

Most goals	6	MTL MAROONS	1934
Fewest goals	0	MTL MAROONS	1935
Most goals, both teams	15	BOS 10, CHI 5	1927
Fewest goals, both teams	1	MTL MAROONS 1, CHI 0	1935

### THREE-GAME SERIES

Most goals	23	DET	1985
Fewest goals	5	NY AMERICANS	1938
Most goals, both teams	31	CHI 23, DET 8	1985
Fewest goals, both teams	10	NY AMERICANS 5, CHI 5	1938

### FOUR-GAME SERIES

Most goals	21	EDM	1992
Fewest goals	3	MTL	1976
		NYI	1979
		NSH	2017
Most goals, both teams	36	EDM 25, CHI 11	1983
Fewest goals, both teams	16	CHI 9, DET 7	1934
		MTL 13, CHI 3	1976
		NSH 13, CHI 3	2017

### FIVE-GAME SERIES

Most goals	22	STL	1973
		MIN	1983
Fewest goals	5	STL	2002
Most goals, both teams	38	CHI 22, MIN 16	1983
		CHI 17, STL 21	1988
Fewest goals, both teams	17	CHI 10, LAK 7	1974

### SIX-GAME SERIES

Most goals	33	MIN	1985
Fewest goals	10	DET	1966
		TOR	1994
Most goals, both teams	69	EDM 44, CHI 25	1985
Fewest goals, both teams	25	CHI 10, TOR 15	1994

### SEVEN-GAME SERIES

Most goals	28	STL	1990
Fewest goals	12	MTL	1965
Most goals, both teams	51	LAK 28, CHI 23	2014
Fewest goals, both teams	30	MTL 18, CHI 12	1965

LEADERSHIP
PLAYERS
2019-20
OPPONENTS
TRADITION
RECORDS
PLAYOFFS
HISTORY
MINORS
MEDIA

# TEAM PLAYOFF RECORDS

## SHOTS BY A BLACKHAWKS TEAM

Most shots in a period	24	DET	04/14/61	3rd
	24	BUF	04/20/80	2nd
Fewest shots in a period	1	@ LAK	04/13/74	1st
		@ BOS	04/19/78	3rd
		@ BUF	04/16/80	1st
		@ DET	06/01/95	3rd
		STL	04/21/02	3rd
Most shots in a regulation game	49	TOR	04/15/67	12-15-22
Fewest shots in a game	10	@ LAK	04/13/74	
Most shots in an overtime period	14	CGY	04/11/81	
	14	COL	04/20/97	
	14	@ ANA	05/19/15	
Most shots in an overtime game	65	CGY	04/11/81	14-19-15-14-3

## SHOTS AGAINST A BLACKHAWKS TEAM

Most shots in a period	26	MTL	03/28/61	1st
Fewest shots in a period	1	STL	04/23/02	1st
Most shots in a regulation game	56	@ BOS	04/11/75	
Most shots in an overtime game	62	@ ANA	05/19/15	
Fewest shots in a game	13	STL	04/10/73	
Most shots in an overtime period	17	@ NSH	04/15/15	
	17	ANA	05/23/15	

## PENALTY RECORDS IN THE PLAYOFFS

Penalties in a period	15	VAN	05/06/82	1st
Penalty minutes in a period	83	VAN	05/06/82	1st
Penalties in a period, both teams	28	VAN (13)	05/06/82	1st
Penalty minutes in a period, both teams	164	VAN (83)	05/06/82	1st
Penalty minutes in a game	104	CGY	05/06/89	
Most penalties in a game	22	MIN	04/10/91	
Penalty minutes in a game, both teams	188	VAN	04/29/82	VAN 106, CHI 82
Penalties in a playoff series	90	MIN	1991	
Penalty minutes in a playoff series	280	MIN	1991	
Penalty minutes in a playoff series, both teams	560	VAN	1982	VAN 285, CHI 275

## QUICKEST

Goal from start of game	0:09	@ TOR	04/13/67	WHARRAM
Two goals in a game	0:10	STL	04/20/90	3rd period MURRAY (8:37), THOMAS (8:47)
Two goals in a game, by an opponent	0:05	@ DET	04/11/65	2nd period NORM ULLMAN (17:35, 17:40)
Two goals in a game, by defensemen on one team	0:17	VAN	04/19/11	2nd period CAMPBELL (5:18), KEITH (5:35)
Three goals in a game	1:25	@ CGY	04/21/96	2nd period AMONTE (1:52), WEINRICH (2:29), B. SUTTER (3:17)
Three goals in a game, by an opponent	2:24	@ TOR	04/07/38	3rd period DRILLON (9:44), PARSONS (11:29, 12:08)

## OVERTIME GAMES

Longest	56:12	@ ANA	05/19/15	MARCUS KRUGER
Longest, home	52:12	MTL	03/26/61	MURRAY BALFOUR
Longest, away	56:12	@ ANA	05/19/15	MARCUS KRUGER
Shortest	0:12	CGY	04/16/09	MARTIN HAVLAT
		@ PIT	04/09/72	PIT MARTIN
Shortest, home	0:12	CGY	04/16/09	MARTIN HAVLAT
Shortest, away	0:12	@ PIT	04/09/72	PIT MARTIN
Most overtime games in one playoff year	7	1995, 2013, 2014		

## GWG

# TEAM PLAYOFF RECORDS

## SHUTOUTS FOR AND AGAINST IN THE PLAYOFFS

Total for	32	21 home, 11 away
Total against	41	18 home, 23 away
Most for in a playoff year	2	1931, 1934, 1938, 1961, 1962, 1971, 1974, 2010, 2015
Most against in a playoff year	3	1965, 1994, 2002

## SHUTOUTS IN THE PLAYOFFS

Longest shutout sequence	171:50	GLENN HALL	1961
Opponents longest shutout sequence	207:44	STL	2002
Largest shutout at home	4-0	MTL	03/24/38
		DET	04/13/65
Largest shutout on road	5-0	@ VAN	04/21/11
Largest shutout against at home	7-0	DET	04/10/66
Largest shutout against on road	7-0	@ COL	04/24/97

## BLACKHAWKS STANLEY CUP-WINNING GOALS

YEAR	PLAYER	OPPONENT	TIME	SCORE	SERIES WIN
1934	HAROLD "MUSH" MARCH	DET	30:05, overtime	1-0	3-1
1938	CARL VOSS	TOR	16:45, 2nd period	4-1	3-1
1961	AB McDONALD	DET	18:49, 2nd period	5-1	4-2
2010	<b>PATRICK KANE</b>	PHI	4:06, overtime	4-3	4-2
2013	DAVE BOLLAND	BOS	19:01, 3rd period	3-2	4-2
2015	<b>DUNCAN KEITH</b>	TBL	17:13, 2nd period	2-0	4-2

CURRENT PLAYERS IN **BOLD RED**.



# PLAYOFF COACHING LEDGER



COACH	PLAYOFF GAMES	WON	LOST	TIED	PCT.	SERIES RECORD	CUP WINS	YEARS
JOEL QUENNEVILLE	128	76	52	-	.594	16-6	3	2009-2018
BILL REAY	117	57	60	-	.487	10-12		1963-77
MIKE KEENAN	60	33	27	-	.550	7-4		1988-92
RUDY PILLOUS	40	18	22	-	.450	3-4	1	1957-63
BOB PULFORD	45	17	28	-	.378	4-6		1977-85
DARRYL SUTTER	26	11	15	-	.423	2-3		1992-95
ORVAL TESSIER	18	9	9	-	.500	2-2		1982-85
CRAIG HARTSBURG	16	8	8	-	.500	1-2		1996-98
BILL STEWART	10	7	3	-	.700	3-0	1	1937-39
PAUL THOMPSON	19	7	12	-	.368	2-4		1938-45
TOM GORMAN	8	6	1	1	.812	3-0	1	1933-34
DICK IRVIN	9	5	3	1	.611	2-1		1930-32
JEREMY COLLITON	9	4	5	-	.444	1-1		2018-
SID ABEL	7	3	4	-	.428	0-1		1952-54
EDDIE JOHNSTON	7	3	4	-	.428	1-1		1979-80
BILL TOBIN	4	1	2	1	.375	0-2		1929-32
CLEM LOUGHLIN	4	1	2	1	.375	0-2		1934-37
BRIAN SUTTER	5	1	4	-	.200	0-1		2001-02
BOB MURDOCH	5	1	4	-	.200	0-1		1987-88
PETER MULDOON	2	0	1	1	.250	0-1		1926-27
BILL WHITE	2	0	2	-	.000	0-1		1976-77
KEITH MAGNUSON	3	0	3	-	.000	0-1		1980-82
JOHN GOTTSSELIG	4	0	4	-	.000	0-1		1944-48
<b>TOTALS</b>	<b>548</b>	<b>268</b>	<b>275</b>	<b>5</b>	<b>.489</b>	<b>57-58</b>	<b>6</b>	





## April 10, 1934

**HAROLD "MUSH" MARCH** breaks a scoreless tie in overtime of Game 4 of the 1934 Stanley Cup Final against Detroit. The history-making shot against Red Wings goaltender Wilf Cude won the first Cup in Blackhawks history.

## March 28-30, 1944

**MAX BENTLEY** scores a hat trick in consecutive games, marking the first two playoff hat tricks in team history and helping the Blackhawks clinch their Stanley Cup Semifinals series against Detroit.

## April 4, 1961

With a 3-0 shutout from **GLENN HALL**, the Blackhawks defeat the Montreal Canadiens, who ousted them from their previous two playoffs, in the semifinals en route to winning the 1961 Stanley Cup championship.

## April 14, 1968

Head Coach **BILLY REAY** becomes the winningest coach in Blackhawks playoff history with a 2-1 victory in New York against the Rangers, passing **RUDY PILLOUS**. His 57 career playoff wins are eventually passed by **JOEL QUENNEVILLE** (76 wins as of the 2017 Stanley Cup Playoffs).

## May 10, 1973

**PIT MARTIN** scores the first hat trick in Blackhawks Stanley Cup Final history in a 6-4 loss to Montreal, the deciding game of the series.

## April 23, 1982

Goaltender **TONY ESPOSITO** earns his sixth career playoff shutout, a franchise record, as the Blackhawks defeat St. Louis in the division finals of the 1982 playoffs.

## April 24, 1992

The Blackhawks defeat the St. Louis Blues 5-3 at St. Louis Arena, the first of a franchise-record 11 straight playoff victories. The Blackhawks go on to win the Campbell Conference championship.

## April 28, 1994

The Blackhawks play their final game at Chicago Stadium, dropping the Western Conference Quarterfinal series against Toronto with a 6-4 loss in Game 6.

## May 25-27, 1995

**CHRIS CHELIOS** scores the overtime game-winning goal in consecutive contests to help the Blackhawks sweep the Vancouver Canucks in their conference semifinals series.

LEADERSHIP

PLAYERS

2019-20

OPPONENTS

TRADITION

RECORDS

PLAYOFFS

HISTORY

MINORS

MEDIA

# PLAYOFF MOMENTS

## April 16, 2009

**MARTIN HAVLAT**'s game-winner 12 seconds into overtime ties a franchise record for fastest postseason overtime goal as the Blackhawks defeat the Calgary Flames 3-2 for their first Stanley Cup Playoffs victory in seven years.

## May 11, 2009

**PATRICK KANE** records his first career hat trick, pushing the Blackhawks into the Western Conference Final with a series-clinching 7-5 win over Vancouver in Game 6 at the United Center.

## April 24, 2010

Down one goal and facing elimination, **PATRICK KANE** scores a shorthanded tally against the Nashville Predators with 14 seconds left in regulation to force overtime. **MARIAN HOSSA** puts in the game-winning goal seconds after serving a major penalty, and the Blackhawks go on to defeat Nashville in six games.

## May 5-7, 2010

**DUSTIN BYFUGLIEN** and **JONATHAN TOEWS** record back-to-back hat tricks while on the road in Vancouver, leading the Blackhawks to an eventual 4-2 conference semifinals win over the Canucks for the second year in a row.

## May 16, 2010

Rookie goalie **ANTTI NIEMI** deflects 44 of 45 shots as the Blackhawks beat the San Jose Sharks 2-1 in Game 1 of the Western Conference Final. Niemi earns the First Star of the Game and will eventually stop 129 of 136 shots during the series, helping Chicago sweep the No. 1 seed from the West and advance to the Stanley Cup Final for the first time since 1992.

## June 9, 2010

Just 4:06 into overtime in Game 6 of the Stanley Cup Final, **PATRICK KANE** scores what turns out to be the game- (and Cup-) winning goal, but only he seems to know that the puck is in the net. The goal light at the Wachovia Center in Philadelphia is never triggered, but replays confirm Kane's goal, and the Chicago Blackhawks clinch their first Stanley Cup since 1961.

## April 24, 2011

First-year forward **BEN SMITH** finds the back of the net at 15:30 of overtime in Game 6 of the conference quarterfinals, forcing Game 7 against the Canucks, who had previously held a 3-0 series lead over the Blackhawks. On the play, a long shot by defenseman **NIKLAS HJALMARSSON** is parried away by Vancouver goaltender Roberto Luongo, and Smith backhands the rebound in for his third goal of the postseason.

## April 12-21, 2012

By forcing overtime in the first five games of the 2012 Western Conference Quarterfinals, the Chicago-Arizona series becomes the second in NHL history to have five consecutive tilts decided in extra time, after the 1951 Stanley Cup Final between Toronto and Montreal went to overtime in all five games. Additionally, the Blackhawks become the first team in league history to have seven straight playoff matchups end in overtime, dating back to Game 6 of the 2011 Western Conference Quarterfinals against Vancouver. After scoring game-tying goals with less than 15 seconds remaining in regulation in Games 1 and 2, Chicago also becomes the first team in NHL history to do so in consecutive games of a postseason series. Rookie **BRANDON SAAD**, 19, becomes the youngest Blackhawk skater to make his playoff debut since Dean McAmmond (18y, 312d) on April 22, 1992, when he suits up for Game 4 on April 19. Rookie **BRANDON BOLLIG** becomes the first Blackhawks player to record a postseason goal as his first NHL point since Warren Rychel (April 6, 1991 vs. MIN).

## May 27, 2013

With the Blackhawks carrying a 3-2 lead over the Detroit Red Wings in Game 6 of the Western Conference Semifinals, **MICHAEL FROLIK** earns a penalty shot after being tripped on a breakaway. He scores, becoming the first player in NHL history to convert two penalty shots in the Stanley Cup Playoffs. Frolík's first successful attempt was against Cory Schneider of the Vancouver Canucks on April 24, 2011, in Game 6 of the conference quarterfinals.

## May 29, 2013

**BRENT SEABROOK** scores at 3:35 of overtime to lift the Blackhawks over the Detroit Red Wings 2-1 in Game 7 of the conference semifinals, marking the first time in franchise history that the team has recovered from a 3-1 series deficit to reach the next round.

## June 8, 2013

In Game 5 of the Western Conference Final, **PATRICK KANE** collects his second career hat trick (both have occurred in the playoffs) to lead the Blackhawks to a 4-3 overtime victory over the Los Angeles Kings. Kane scores twice in regulation, then notches the game-winner at 11:40 of the second overtime period off a pass from **JONATHAN TOEWS**. The Blackhawks win the series 4-1 to claim their third Western Conference title (1992, 2010) and advance to the Stanley Cup Final.

LEADERSHIP

PLAYERS

2019-20

OPPONENTS

TRADITION

RECORDS

PLAYOFFS

HISTORY

MINORS

MEDIA



## June 12, 2013

The opening game of the 2013 Stanley Cup Final is an instant classic, as the Blackhawks edge the Boston Bruins 4-3 in triple overtime to take a 1-0 lead in the series. **ANDREW SHAW** scores the game-winner after 52:08 of extra hockey when the puck deflects off his shinpad and past Tuukka Rask. The game marks the third-longest playoff game in franchise history and the fifth-longest game ever played in the Stanley Cup Final.

## June 19, 2013

Down 2-1 to Boston in the Stanley Cup Final, the Blackhawks engage the Bruins in a wild shootout in Game 4 at TD Garden. Ten different scorers account for 11 goals between the two teams, the last of which is **BRENT SEABROOK**'s goal at 9:51 of overtime to give Chicago a 6-5 win. Seabrook's tally sets a franchise record for career overtime goals (regular and postseason).

## June 24, 2013

The Blackhawks score two goals in 17 seconds in the final 1:16 of Game 6 in Boston, turning a 2-1 deficit into a 3-2 victory and clinching the organization's fifth Stanley Cup. With Chicago's goaltender pulled, **BRYAN BICKELL** takes a feed from **JONATHAN TOEWS** and jams the puck past Tuukka Rask to tie the game at 18:44 of the third period. **DAVE BOLLAND** scores the game-winning goal on a rebound at 19:01, the latest timestamp in league history for a Stanley Cup-winning goal in a regulation game. **PATRICK KANE** is named the 2013 Conn Smythe Trophy winner after recording a team-leading 19 points (9G, 10A) in 23 games.

## April 21-27, 2014

**JONATHAN TOEWS** became the 24th player in NHL history to score at least three game-winning goals in a series, after netting the GWG in Games 3, 5 and 6 against the St. Louis Blues in the Western Conference First Round. Toews and **PATRICK KANE** finish the postseason sharing the NHL lead with 4 GWG apiece. Toews currently paces the Blackhawks' all-time list and shares sixth among active NHLers with 10 career playoff GWG.

## May 2-4, 2014

**MARIAN HOSSA** records back-to-back three-point efforts in Games 1 and 2 of the Western Conference Second Round against the Minnesota Wild (1G, 5A), becoming the second player to accomplish that feat for the Blackhawks since 1995. **JONATHAN TOEWS** previously posted consecutive three-point games in Games 3 and 4 of the 2010 Western Conference Semifinals vs. Vancouver.

## May 13, 2014

**PATRICK KANE** nets the series-clinching goal 9:42 into overtime in Game 6 of the Western Conference Second Round vs. Minnesota, marking his fourth career overtime postseason goal; he currently holds the franchise record and shares fourth in league history with four playoff OT goals. With the 2-1 victory, Chicago advances to the Western Conference Final for the fourth time in five years.

## May 28, 2014

**MICHAEL HANDZUS** nets his second career postseason game-winner with a goal 2:04 into the second overtime period to give Chicago a 5-4 win over the Los Angeles Kings in Game 5 of the Western Conference Final. **PATRICK KANE** posts a playoff career-high four points (4A), and **BRANDON SAAD** notches a postseason career-high three points (1G, 2A).

## May 30, 2014

The Blackhawks overcome a 3-2 third-period deficit at Los Angeles to win 4-3 and even the series at 3-3, forcing Game 7 after falling behind 3-1 in the series. The game marks the second straight contest in which Chicago rallied from a third-period deficit; they are only the fourth team in Stanley Cup Playoffs history to win consecutive elimination games when trailing in the third period.

## April 15, 2015

The Blackhawks open their 2015 postseason campaign with a 4-3 double-overtime win in Game 1 of the First Round at Nashville, marking four straight playoff years that have begun with overtime games. **SCOTT DARLING** makes his NHL playoff debut in relief of **COREY CRAWFORD** to start the second period and stops all 42 shots he faces, setting a league record for longest relief appearance without allowing a goal. **DUNCAN KEITH** nets his first career playoff OT winner at 7:49 of the second overtime, and rookie **TEUVO TERAVAINEN** collects his first NHL playoff point with an assist on **NIKLAS HJALMARSSON**'s opening goal.

## April 21, 2015

Chicago takes a commanding 3-1 series lead over the Predators with a 3-2 effort decided in the first minute of triple overtime, as **SCOTT DARLING** makes a career-high 50 saves on 52 shots in Game 4. Defenseman **BRENT SEABROOK** nets his second goal of the playoffs and third career overtime winner with a blast from the high slot 1:00 into the third extra frame.

LEADERSHIP

PLAYERS

2019-20

OPPONENTS

TRADITION

RECORDS

PLAYOFFS

HISTORY

MINORS

MEDIA

# PLAYOFF MOMENTS

## May 3, 2015

With his two-goal effort—including the game-winner—propelling the Blackhawks to a 4-1 win over Minnesota in Game 2 of the Western Conference Second Round, **PATRICK KANE** breaks the 100-point plateau in his playoff career, ending the night with 101 points in 101 games.

## May 7, 2015

**PATRICK KANE** extends his goal streak to a career-long five games and his point streak to seven games (matching a career best) with a goal and an assist as the Blackhawks complete the four-game sweep over Minnesota, eliminating their divisional rivals from the playoffs for the third year in a row. **MARIAN HOSSA**'s empty-netter stands as the first such goal to clinch a series since 1991.

## May 19, 2015

**MARCUS KRUGER**'s goalmouth tally at 56:12 ends a marathon triple-overtime Game 4 in Anaheim, setting a record for longest game in franchise history; the previous mark was 53:50 against Montreal on April 9, 1931. Nine players set career highs in playoff ice time, while **COREY CRAWFORD** makes a career-best 60 saves on 62 shots.

## June 3-13, 2015

The Blackhawks and Lightning play five consecutive one-goal games to open the 2015 Stanley Cup Final, matching the historical closeness of the 1951 Final between Toronto and Montreal. Up to this point, the two teams are tied or separated by just one goal for the entire series, marking the first Final in which neither team has a multi-goal lead at any point in the opening five games; additionally, the winning goal has been scored in the third period in each contest, including two in the final 5 minutes of regulation (**ANTOINE VERMETTE** at 15:26 of Game 1 and Cedric Paquette at 16:49 of Game 3). Vermette also scores the game-winner in Game 5, becoming the sixth player in NHL history to net two GWG in the Final after joining the team midseason.

## June 15, 2015

Capping off a postseason for the history books, **DUNCAN KEITH** scores the Cup-winning goal late in the second period in a 2-0 win to help the Blackhawks clinch their sixth Stanley Cup and third in the last six years. **COREY CRAWFORD** makes 25 saves for his second shutout of the playoffs, matching a career high and tying a franchise record with 45 career playoff wins; he's the second goaltender in team history to register a shutout in a Cup-clinching game (C. Gardiner, 1934). Keith wins the Conn Smythe Trophy, becoming the first defenseman to do so since 2007 (S. Niedermayer). Keith's 21 points (3G, 18A) equal a franchise record for defensemen in a playoff year, and he becomes the fourth skater to log 700 minutes in one postseason (since TOL was introduced 1998).

## April 25, 2016

The Blackhawks twice held off elimination vs. the St. Louis Blues in the Western Conference First Round, coming back to tie the series at 3-3 after being down 3-1, but fell 3-2 in Game 7 at Scottrade Center.

## August 1, 2020

After the 2020 NHL regular season was paused due to the Covid-19 virus, plans for an expanded Stanley Cup Playoffs format were announced and the Blackhawks opened their Qualifying Round series vs. Edmonton. All 12 Western Conference Playoff teams played at Rogers Place in Edmonton and the Blackhawks opened their best-of-five series with a 6-4 win thanks to five points (2G, 3A) from rookie Dominik Kubalik. Kubalik became the first NHL player in history to score five points in his postseason debut.

## August 7, 2020

The 12th-seed Blackhawks topped the No. 5 seed Oilers 3-2 to clinch the Qualifying Round series, 3-games-to-1. Dominik Kubalik's third period goal proved to be the series clincher.

LEADERSHIP

PLAYERS

2019-20

OPPONENTS

TRADITION

RECORDS

PLAYOFFS

HISTORY

MINORS

MEDIA

# HISTORY

# SEASON-BY-SEASON RECORD

	YEAR	COACH	GC	W	L	T	OTL	DIV. RK	GF	GA	PTS
LEADERSHIP	1926-27	PETER MULDOON	44	19	22	3	-	3	115	116	41
	1927-28	BARNEY STANLEY	23	4	17	2	-	-	32	61	10
		HUGH LEHMAN	21	3	17	1	-	-	36	73	7
	1928-29	HERB GARDINER	44	7	29	8	-	5	33	85	22
	1929-30	TOM SHAUGHNESSY	21	10	8	3	-	-	61	53	23
		BILL TOBIN	23	11	10	2	-	-	56	58	24
	1930-31	DICK IRVIN	44	24	17	3	-	2	108	78	51
	1931-32	DICK IRVIN	5	3	1	1	-	-	9	6	7
		BILL TOBIN	43	15	18	10	-	-	77	95	40
	1932-33	EMIL IVERSON	21	8	7	6	-	-	38	39	22
PLAYERS		GODFREY MATHESON	2	0	2	0	-	-	3	7	0
		TOM GORMAN	25	8	11	6	-	-	47	55	22
	1933-34	<b>TOM GORMAN</b>	<b>48</b>	<b>20</b>	<b>17</b>	<b>11</b>	<b>-</b>	<b>2</b>	<b>88</b>	<b>83</b>	<b>51</b>
	1934-35	CLEM LOUGHLIN	48	26	17	5	-	2	118	88	57
	1935-36	CLEM LOUGHLIN	48	21	19	8	-	3	93	92	50
	1936-37	CLEM LOUGHLIN	48	14	27	7	-	4	99	131	35
	1937-38	<b>BILL STEWART</b>	<b>48</b>	<b>14</b>	<b>25</b>	<b>9</b>	<b>-</b>	<b>3</b>	<b>97</b>	<b>139</b>	<b>37</b>
	1938-39	BILL STEWART	21	8	10	3	-	-	50	54	19
		PAUL THOMPSON	27	4	18	5	-	-	41	78	13
	1939-40	PAUL THOMPSON	48	23	19	6	-	4	112	120	52
OPPONENTS	1940-41	PAUL THOMPSON	48	16	25	7	-	5	112	139	39
	1941-42	PAUL THOMPSON	48	22	23	3	-	4	145	155	47
	1942-43	PAUL THOMPSON	50	17	18	15	-	5	179	180	49
	1943-44	PAUL THOMPSON	50	22	23	5	-	4	178	187	49
	1944-45	PAUL THOMPSON	42	9	27	6	-	-	108	162	24
		JOHN GOTTSELIG	8	4	3	1	-	-	33	32	9
	1945-46	JOHN GOTTSELIG	50	23	20	7	-	3	200	178	53
	1946-47	JOHN GOTTSELIG	60	19	37	4	-	6	193	274	42
	1947-48	JOHN GOTTSELIG	28	7	19	2	-	-	93	124	16
		CHARLES CONACHER	32	13	15	4	-	-	102	101	30
RECORDS	1948-49	CHARLES CONACHER	60	21	31	8	-	5	173	211	50
	1949-50	CHARLES CONACHER	70	22	38	10	-	6	203	244	54
	1950-51	EBBIE GOODFELLOW	70	13	47	10	-	6	171	280	36
	1951-52	EBBIE GOODFELLOW	70	17	44	9	-	6	158	241	43
	1952-53	SID ABEL	70	27	28	15	-	4	169	175	69
	1953-54	SID ABEL	70	12	51	7	-	6	133	242	31
	1954-55	FRANK EDDOLLS	70	13	40	17	-	6	161	235	43
	1955-56	DICK IRVIN	70	19	39	12	-	6	155	216	50
	1956-57	TOM IVAN	70	16	39	15	-	6	169	225	47
	1957-58	TOM IVAN	33	10	17	6	-	-	55	81	26
HISTORY		RUDY PILOUS	37	14	22	1	-	-	108	121	29
	1958-59	RUDY PILOUS	70	28	29	13	-	3	197	208	69
	1959-60	RUDY PILOUS	70	28	29	13	-	3	191	180	69
	1960-61	<b>RUDY PILOUS</b>	<b>70</b>	<b>29</b>	<b>24</b>	<b>17</b>	<b>-</b>	<b>3</b>	<b>198</b>	<b>180</b>	<b>75</b>
	1961-62	RUDY PILOUS	70	31	26	13	-	3	217	186	75
	1962-63	RUDY PILOUS	70	32	21	17	-	2	194	178	81
	1963-64	BILL REAY	70	36	22	12	-	2	218	169	84
	1964-65	BILL REAY	70	34	28	8	-	3	224	176	76
	1965-66	BILL REAY	70	37	25	8	-	2	240	187	82
	1966-67	BILL REAY	70	41	17	12	-	1	264	170	94
	1967-68	BILL REAY	74	32	26	16	-	4	212	222	80
MINORS	1968-69	BILL REAY	76	34	33	9	-	6	280	246	77
	1969-70	BILL REAY	76	45	22	9	-	1	250	170	99
	1970-71	BILL REAY	78	49	20	9	-	1	277	184	107
	1971-72	BILL REAY	78	46	17	15	-	1	256	166	107
	1972-73	BILL REAY	78	42	27	9	-	1	284	225	93
	1973-74	BILL REAY	78	41	14	23	-	2	272	164	105
	1974-75	BILL REAY	80	37	35	8	-	3	268	241	82
	1975-76	BILL REAY	80	32	30	18	-	1	254	261	82
MEDIA											

# SEASON-BY-SEASON RECORD

YEAR	COACH	GC	W	L	T	OTL	DIV. RK	GF	GA	PTS
1976-77	BILL REAY	34	10	19	5	-	-	105	128	25
	BILL WHITE	46	16	24	6	-	-	135	170	38
1977-78	BOB PULFORD	80	32	29	19	-	1	230	220	83
1978-79	BOB PULFORD	80	29	36	15	-	1	244	277	73
1979-80	EDDIE JOHNSTON	80	34	27	19	-	1	241	250	87
1980-81	KEITH MAGNUSON	80	31	33	16	-	2	304	315	78
1981-82	KEITH MAGNUSON	59	21	28	10	-	-	254	272	52
	BOB PULFORD	21	9	10	2	-	-	78	91	20
1982-83	ORVAL TESSIER	80	47	23	10	-	1	338	268	104
1983-84	ORVAL TESSIER	80	30	42	8	-	4	277	311	68
1984-85	ORVAL TESSIER	53	22	28	3	-	-	205	205	47
	BOB PULFORD	27	16	7	4	-	-	104	94	36
1985-86	BOB PULFORD	80	39	33	8	-	1	351	349	86
1986-87	BOB PULFORD	80	29	37	14	-	3	290	310	72
1987-88	BOB MURDOCH	80	30	41	9	-	3	284	328	69
1988-89	MIKE KEENAN	80	27	41	12	-	4	297	335	66
1989-90	MIKE KEENAN	80	41	33	6	-	1	316	294	88
1990-91	MIKE KEENAN	80	49	23	8	-	1	284	211	106
1991-92	MIKE KEENAN	80	36	29	15	-	2	257	236	87
1992-93	DARRYL SUTTER	84	47	25	12	-	1	279	230	106
1993-94	DARRYL SUTTER	84	39	36	9	-	5	254	240	87
1994-95	DARRYL SUTTER	48	24	19	5	-	3	156	115	53
1995-96	CRAIG HARTSBURG	82	40	28	14	-	2	273	220	94
1996-97	CRAIG HARTSBURG	82	34	35	13	-	5	223	210	81
1997-98	CRAIG HARTSBURG	82	30	39	13	-	5	192	199	73
1998-99	DIRK GRAHAM	59	16	35	8	-	-	131	190	40
	LORNE MOLLEKEN	23	13	6	4	-	-	71	58	30
1999-2000*	LORNE MOLLEKEN	24	5	13	4	2	-	57	77	16
	BOB PULFORD	58	28	24	6	0	-	185	168	62
2000-01*	ALPO SUHONEN	82	29	40	8	5	4	210	246	71
2001-02*	BRIAN SUTTER	82	41	27	13	1	3	210	207	96
2002-03*	BRIAN SUTTER	82	30	33	13	6	3	207	226	79
2003-04*	BRIAN SUTTER	82	20	43	11	8	5	188	259	59
2004-05							- SEASON CANCELED -			
2005-06*	TRENT YAWNEY	82	26	43	-	13	4	211	285	65
2006-07*	TRENT YAWNEY	21	7	12	-	2	-	49	67	16
	DENIS SAVARD	61	24	30	-	7	-	152	191	55
2007-08*	DENIS SAVARD	82	40	34	-	8	3	234	231	88
2008-09*	DENIS SAVARD	4	1	2	-	1	-	10	12	3
	JOEL QUENNEVILLE	78	45	22	-	11	-	250	197	101
2009-10*	JOEL QUENNEVILLE	82	52	22	-	8	1	271	209	112
2010-11*	JOEL QUENNEVILLE	82	44	29	-	9	3	258	225	97
2011-12*	JOEL QUENNEVILLE	82	45	26	-	11	4	248	238	101
2012-13*	JOEL QUENNEVILLE	48	36	7	-	5	1	155	102	77
2013-14*	JOEL QUENNEVILLE	82	46	21	-	15	3	261	212	107
2014-15*	JOEL QUENNEVILLE	82	48	28	-	6	3	220	186	102
2015-16*	JOEL QUENNEVILLE	82	47	26	-	9	3	235	209	103
2016-17*	JOEL QUENNEVILLE	82	50	23	-	9	1	244	213	109
2017-18*	JOEL QUENNEVILLE	82	33	39	-	10	7	229	256	76
2018-19	JOEL QUENNEVILLE	15	6	6	-	3	-	46	56	15
2018-19	JEREMY COLLITON	67	30	28	-	9	6	221	235	69
2019-20	JEREMY COLLITON	70	32	30	-	8	7	208	214	72
FRANCHISE TOTALS		6504	2788	2736	814	166		19303	19433	

Stanley Cup champions indicated in **BOLD RED**.

\* Teams receive one point in the standings for each overtime loss and are credited with an overtime loss only.

LEADERSHIP
PLAYERS
2019-20
OPPONENTS
TRADITION
RECORDS
PLAYOFFS
HISTORY
MINORS
MEDIA

# ALL-TIME HOME/ROAD RECORD

## HOME RECORD

YEAR	GP	W	L	T	OTL	GF	GA	PTS
1926-27	22	12	8	2	-	64	47	26
1927-28	22	2	18	2	-	27	60	6
1928-29	22	3	13	6	-	14	36	12
1929-30	22	12	9	1	-	63	53	25
1930-31	22	13	8	1	-	63	39	27
1931-32	24	13	5	6	-	53	39	32
1932-33	24	12	7	5	-	52	43	29
1933-34	24	13	4	7	-	50	29	33
1934-35	24	12	9	3	-	60	42	27
1935-36	24	15	7	2	-	54	38	32
1936-37	24	8	13	3	-	44	51	19
1937-38	24	10	10	4	-	53	59	24
1938-39	24	5	13	6	-	49	59	17
1939-40	24	15	7	2	-	61	41	32
1940-41	24	11	10	3	-	58	58	25
1941-42	24	15	8	1	-	83	66	31
1942-43	25	14	3	8	-	103	67	36
1943-44	25	15	6	4	-	98	75	34
1944-45	25	9	14	2	-	80	87	20
1945-46	25	15	5	5	-	111	72	35
1946-47	30	10	17	3	-	92	108	23
1947-48	30	10	17	3	-	92	104	23
1948-49	30	13	12	5	-	93	89	31
1949-50	35	13	18	4	-	110	110	30
1950-51	35	8	22	5	-	94	131	21
1951-52	35	9	19	7	-	79	108	25
1952-53	35	14	11	10	-	83	66	38
1953-54	35	8	21	6	-	69	98	22
1954-55	35	6	21	8	-	82	111	20
1955-56	35	9	19	7	-	75	103	25
1956-57	35	12	15	8	-	91	91	32
1957-58	35	15	17	3	-	83	86	33
1958-59	35	14	12	9	-	106	96	37
1959-60	35	18	11	6	-	111	81	42
1960-61	35	20	6	9	-	120	76	49
1961-62	35	20	10	5	-	114	76	45
1962-63	35	17	9	9	-	94	93	43
1963-64	35	26	4	5	-	127	68	57
1964-65	35	20	13	2	-	122	83	52
1965-66	35	21	8	6	-	131	88	48
1966-67	35	24	5	6	-	133	62	54
1967-68	37	20	13	4	-	120	111	44
1968-69	38	20	14	4	-	158	121	44
1969-70	38	26	7	5	-	145	69	57
1970-71	39	30	6	3	-	153	78	63
1971-72	39	28	3	8	-	139	63	64
1972-73	39	26	9	4	-	161	94	56
1973-74	39	20	6	13	-	142	85	53
1974-75	40	24	12	4	-	157	105	52
1975-76	40	17	15	8	-	137	134	42
1976-77	40	19	16	5	-	142	130	43
1977-78	40	20	9	11	-	128	92	51
1978-79	40	18	12	10	-	128	117	46
1979-80	40	21	12	7	-	128	112	49
1980-81	40	21	11	8	-	171	145	50
1981-82	40	20	13	7	-	182	152	47
1982-83	40	29	8	3	-	190	124	61
1983-84	40	25	13	2	-	157	135	52
1984-85	40	22	16	2	-	161	138	46

## ROAD RECORD

GP	W	L	T	OTL	GF	GA	PTS
22	7	14	1	-	51	69	15
22	5	16	1	-	41	74	11
22	4	16	2	-	19	49	10
22	9	9	4	-	54	58	22
22	11	9	2	-	45	39	24
24	5	14	5	-	33	62	15
24	4	13	7	-	36	58	15
24	7	13	4	-	38	54	18
24	14	8	2	-	58	46	30
24	6	12	6	-	39	54	18
24	6	14	4	-	55	80	16
24	4	15	5	-	44	80	13
24	7	15	2	-	42	73	15
24	8	12	4	-	51	79	20
24	5	15	4	-	54	81	13
24	7	15	2	-	62	89	16
25	3	15	7	-	76	113	13
25	7	17	1	-	80	112	15
25	4	16	5	-	61	107	13
25	8	15	2	-	89	106	18
30	9	20	1	-	101	166	19
30	10	17	3	-	103	121	23
30	8	19	3	-	80	122	19
35	9	20	6	-	93	134	24
35	5	25	5	-	77	149	15
35	8	25	2	-	79	133	18
35	13	17	5	-	86	109	31
35	4	30	1	-	64	144	9
35	7	19	9	-	79	124	23
35	10	20	5	-	80	113	25
35	4	24	7	-	78	134	15
35	9	22	4	-	80	116	22
35	14	17	4	-	91	112	32
35	10	18	7	-	80	99	27
35	11	16	8	-	103	110	30
35	15	12	8	-	100	85	38
35	10	18	7	-	91	101	27
35	14	15	6	-	102	93	34
35	16	17	2	-	109	99	34
35	17	12	6	-	131	108	40
37	12	13	12	-	92	111	36
38	14	19	5	-	122	125	33
38	19	15	4	-	105	101	42
39	19	14	6	-	124	106	44
39	18	14	7	-	117	103	43
39	16	18	5	-	123	131	37
39	21	8	10	-	130	79	52
40	13	23	4	-	111	136	30
40	15	15	10	-	117	127	40
40	7	27	6	-	98	168	20
40	12	20	8	-	102	128	32
40	11	24	5	-	116	160	27
40	13	15	12	-	113	138	38
40	10	22	8	-	133	170	28
40	10	25	5	-	150	211	25
40	18	15	7	-	148	144	43
40	5	29	6	-	120	176	16
40	16	19	5	-	148	161	37

# ALL-TIME HOME/ROAD RECORD

HOME RECORD									ROAD RECORD								
YEAR	GP	W	L	T	OTL	GF	GA	PTS	GP	W	L	T	OTL	GF	GA	PTS	
1985-86	40	23	12	5	-	184	161	51	40	16	21	3	-	167	189	35	
1986-87	40	18	13	9	-	168	152	45	40	11	24	5	-	122	158	27	
1987-88	40	21	17	2	-	164	158	44	40	9	24	7	-	120	170	25	
1988-89	40	16	14	10	-	165	153	42	40	11	27	2	-	132	182	24	
1989-90	40	25	13	2	-	165	135	52	40	16	20	4	-	151	159	36	
1990-91	40	28	8	4	-	162	103	60	40	21	15	4	-	122	108	46	
1991-92	40	23	9	8	-	156	110	54	40	13	20	7	-	101	126	33	
1992-93*	42	25	11	6	-	155	115	56	42	22	14	6	-	124	115	50	
1993-94*	42	21	16	5	-	137	126	47	42	18	20	4	-	117	114	40	
1994-95†	24	11	10	3	-	73	57	25	24	13	9	2	-	83	58	28	
1995-96	41	22	13	6	-	139	108	50	41	18	15	8	-	134	112	44	
1996-97	41	16	21	4	-	105	112	36	41	18	14	9	-	118	98	45	
1997-98	41	14	19	8	-	82	90	36	41	16	20	5	-	110	109	37	
1998-99	41	20	17	4	-	109	112	44	41	9	24	8	-	93	136	26	
1999-2000**	41	16	19	5	1	125	123	38	41	17	18	5	1	117	122	40	
2000-01**	41	14	21	4	2	94	123	34	41	15	19	4	3	116	123	37	
2001-02**	41	28	7	5	1	114	81	62	41	13	20	8	0	102	126	34	
2002-03**	41	17	15	7	2	101	103	43	41	13	18	6	4	106	123	36	
2003-04**	41	13	17	6	5	98	116	37	41	7	26	5	3	90	143	22	
2004-05	- SEASON CANCELED -								- SEASON CANCELED -								
2005-06**	41	16	19	-	6	109	127	38	41	10	24	-	7	102	158	27	
2006-07**	41	17	20	-	4	88	107	38	41	14	22	-	5	113	151	33	
2007-08**	41	23	16	-	2	128	102	48	41	17	18	-	6	111	133	40	
2008-09**	41	24	9	-	8	138	100	56	41	22	15	-	4	122	109	48	
2009-10**	41	29	8	-	4	134	98	62	41	23	14	-	4	128	105	50	
2010-11**	41	24	17	-	0	128	108	48	41	20	12	-	9	124	112	49	
2011-12**	41	27	8	-	6	134	108	60	41	18	18	-	5	107	123	41	
2012-13**†	24	18	3	-	3	74	54	39	24	18	4	-	2	75	43	38	
2013-14**	41	27	7	-	7	140	92	61	41	19	14	-	8	121	120	46	
2014-15**	41	24	12	-	5	112	91	53	41	24	16	-	1	108	95	49	
2015-16**	41	26	11	-	4	120	83	56	41	21	15	-	5	114	124	47	
2016-17**	41	26	10	-	5	126	96	57	41	24	13	-	4	114	116	52	
2017-18**	41	18	18	-	5	119	112	41	41	15	21	-	5	110	144	35	
2018-19	41	19	14	-	8	138	138	46	41	17	20	-	4	129	153	38	
2019-20**‡	34	16	14	-	4	101	100	36	36	16	16	-	4	107	114	36	
ALL-TIME	3,251	1,642	1,117	410	82	10,319	8,748		3,253	1,146	1,619	404	84	8,984	10,685		

UNITED CENTER (JAN. 25, 1995-PRESENT) - 980 GAMES; 504-343-52-81; CHICAGO STADIUM (DEC. 15, 1929-APRIL 14, 1994) - 2173 GAMES; 1113-720-340-0; CHICAGO COLISEUM+ (NOV. 17, 1926-DEC. 12, 1929) - 61 GAMES; 19-35-7-0

+Played 1 home game (1-0-0-0) at WINDSOR ARENA (Windsor, Ontario), 4 home games (0-2-2-0) at DETROIT OLYMPIA, 5 home games (1-3-1-0) at PEACE BRIDGE ARENA (Fort Erie, Ontario) during 1928-29 season. WINTER CLASSIC OUTDOOR GAMES: 0-3-0: Jan. 1, 2009 Wrigley Field, Chicago (L vs. Detroit, 6-4); Jan. 1, 2015 Nationals Park, Washington, D.C. (L at Washington, 3-2); Jan. 2, 2017 (L at St. Louis, 4-1). 0-4-0: Jan. 1, 2018 Notre Dame Stadium, Notre Dame, Ind. (L at Boston, 4-2). STADIUM SERIES OUTDOOR GAMES: 1-1-0: March 1, 2014 Soldier Field, Chicago (W vs. Pittsburgh, 5-1); Feb. 21, 2016 TCF Bank Stadium, St. Paul, Minn. (L at Minnesota, 6-1)

Stanley Cup champions indicated in **BOLD RED**.

\*Includes two neutral-site games, one "home" and one "road."

† There were only 48 regular-season games played during the 1994-95 and 2012-13 seasons due to a lockout.

\*\*Teams receive one point in the standings for each overtime loss and are credited with an overtime loss only.

\*\*‡ There were only 70 regular-season games played during the 2019-20 season due to the COVID-19 pandemic.

LEADERSHIP
PLAYERS
2019-20
OPPONENTS
TRADITION
RECORDS
PLAYOFFS
HISTORY
MINORS
MEDIA



# RECORD VS. NHL

Team	OVERALL					HOME					ROAD				
	Wins	Losses	Ties	OT	Points	Wins	Losses	Ties	OT	Points	Wins	Losses	Ties	OT	Points
Anaheim Ducks	43	47	5	3	94	25	21	2	3	55	18	26	3	0	39
Arizona Coyotes	74	51	15	10	173	40	17	10	6	96	34	34	5	4	77
Arizona Coyotes	12	4	0	2	26	6	1	0	2	14	6	3	0	0	12
Phoenix Coyotes	28	24	8	8	72	11	11	7	4	33	17	13	1	4	39
Winnipeg Jets	34	23	7	0	75	23	5	3	0	49	11	18	4	0	26
Boston Bruins	244	266	79	3	570	151	98	45	3	350	93	168	34	0	220
Buffalo Sabres	57	53	13	1	128	37	18	6	1	81	20	35	7	0	47
Calgary Flames	77	65	26	8	188	41	30	13	3	98	36	35	13	5	90
Calgary Flames	59	52	17	8	143	31	27	7	3	72	28	25	10	5	71
Atlanta Flames	18	13	9	0	45	10	3	6	0	26	8	10	3	0	19
Carolina Hurricanes	36	34	7	2	81	21	14	3	1	46	15	20	4	1	35
Carolina Hurricanes	10	17	1	2	23	6	8	0	1	13	4	9	1	1	10
Hartford Whalers	26	17	6	0	58	15	6	3	0	33	11	11	3	0	25
Colorado Avalanche	63	62	9	9	144	36	27	3	6	81	27	35	6	3	63
Colorado Avalanche	40	46	3	9	92	22	20	1	6	51	18	26	2	3	41
Quebec Nordiques	23	16	6	0	52	14	7	2	0	30	9	9	4	0	22
Columbus Blue Jackets	51	27	2	7	111	27	13	1	2	57	24	14	1	5	54
Dallas Stars	141	106	31	6	319	81	43	15	1	178	60	63	16	5	141
Dallas Stars	49	50	10	6	114	25	25	5	1	56	24	25	5	5	58
Minnesota North Stars	92	56	21	0	205	56	18	10	0	122	36	38	11	0	83
Detroit Red Wings	286	358	84	11	667	171	142	51	7	400	115	216	33	4	267
Detroit Red Wings	273	339	78	11	635	164	134	47	7	382	109	205	31	4	253
Detroit Cougars	8	12	4	0	20	3	6	3	0	9	5	6	1	0	11
Detroit Falcons	5	7	2	0	12	4	2	1	0	9	1	5	1	0	3
Edmonton Oilers	70	52	12	7	159	38	20	7	6	89	32	32	5	1	70
Florida Panthers	25	11	3	2	55	12	6	2	1	27	13	5	1	1	28
Los Angeles Kings	95	78	17	10	217	51	38	9	3	114	44	40	8	7	103
Minnesota Wild	33	32	1	11	78	18	16	1	3	40	15	16	0	8	38
Montreal Canadiens	160	301	103	4	427	100	127	55	0	255	60	174	48	4	172
Nashville Predators	60	44	4	9	133	35	20	1	3	74	25	24	3	6	59
New Jersey Devils	51	40	21	3	126	30	16	10	1	71	21	24	11	2	55
New Jersey Devils	28	30	11	3	70	16	14	5	1	38	12	16	6	2	32
Kansas City Scouts	9	1	2	0	20	5	0	1	0	11	4	1	1	0	9
Colorado Rockies	14	9	8	0	36	9	2	4	0	22	5	7	4	0	14
New York Islanders	52	40	20	3	127	34	19	5	1	74	18	21	15	2	53
New York Rangers	251	240	98	3	603	134	117	43	3	314	117	123	55	0	289
Ottawa Senators	25	9	2	1	53	12	3	2	0	26	13	6	0	1	27
Philadelphia Flyers	47	64	30	1	125	31	20	19	0	81	16	44	11	1	44
Pittsburgh Penguins	76	42	17	3	172	47	11	10	1	105	29	31	7	2	67
San Jose Sharks	44	45	5	9	102	27	19	2	4	60	17	26	3	5	42
St. Louis Blues	152	121	35	11	350	92	45	18	6	208	60	76	17	5	142
Tampa Bay Lightning	18	16	5	7	48	12	9	2	1	27	6	7	3	6	21
Toronto Maple Leafs	268	286	96	3	635	164	120	42	2	373	104	166	54	1	263
Toronto Maple Leafs	266	284	96	3	631	162	120	42	2	368	104	164	54	1	263
Toronto St. Patricks	2	2	0	0	4	2	0	0	0	4	0	2	0	0	0
Vancouver Canucks	89	73	22	11	211	58	24	7	7	130	31	49	15	4	81
Vegas Golden Knights	1	6	0	2	4	0	2	0	2	2	1	4	0	0	2
Washington Capitals	44	42	11	3	102	28	14	6	2	64	16	28	5	1	38
Winnipeg Jets	24	18	0	3	51	10	8	0	3	23	14	10	0	0	28
Winnipeg Jets	16	15	0	3	35	7	7	0	3	17	9	8	0	0	18
Atlanta Thrashers	8	3	0	0	16	3	1	0	0	6	5	2	0	0	10
ALL-TIME RECORD	2788	2736	814	166	6556	1642	1117	410	82	3776	1146	1619	404	84	2780



# RECORD VS. NHL/MILESTONES

TEAM	OVERALL				HOME				ROAD				OT	POINTS
	WINS	LOSSES	TIES	OT	POINTS	WINS	LOSSES	TIES	OT	POINTS	WINS	LOSSES	TIES	
Brooklyn Americans	6	2	0	0	12	4	0	0	0	8	2	2	0	4
California Golden Seals	19	6	6	0	44	12	1	2	0	26	7	5	4	18
Cleveland Barons	4	4	0	0	8	3	1	0	0	6	1	3	0	2
Montreal Maroons	23	30	9	0	55	15	10	6	0	36	8	20	3	19
New York Americans	35	34	17	0	87	22	13	8	0	52	13	21	9	35
Oakland Seals	8	7	1	0	17	5	3	0	0	10	3	4	1	7
Ottawa Senators	15	11	6	0	36	8	6	2	0	18	7	5	4	18
Philadelphia Quakers	6	0	0	0	12	3	0	0	0	6	3	0	0	6
Pittsburgh Pirates	11	12	1	0	23	5	6	1	0	11	6	6	0	12
St. Louis Eagles	4	1	1	0	9	2	0	1	0	5	2	1	0	4
<b>DEFUNCT TEAM TOTALS</b>	<b>131</b>	<b>107</b>	<b>41</b>	<b>0</b>	<b>303</b>	<b>79</b>	<b>40</b>	<b>20</b>	<b>0</b>	<b>178</b>	<b>52</b>	<b>67</b>	<b>21</b>	<b>125</b>

The Chicago Blackhawks never played a regular season game against the Hamilton Tigers, Montreal Wanderers or the Quebec Bulldogs.

## REGULAR-SEASON TEAM MILESTONES

GAMES PLAYED:	6,504	GOALS FOR:	19,303
WINS:	2,788	GOALS AGAINST:	19,433
LOSSES:	2,736	SHUTOUTS FOR:	433
TIES:	814	SHUTOUTS AGAINST:	439
OVERTIME LOSSES:	166*	TOTAL POINTS:	6,556

\* Overtime and shootout losses since 1999-2000, when the league began awarding one point for those results.

MILESTONE	DATE	OPPONENT	SCORE
1ST WIN:	NOV. 17, 1926	TOR	4-1
100TH WIN:	DEC. 8, 1932	DET	3-1
250TH WIN:	JAN. 7, 1941	@ NYR	3-2
500TH WIN:	DEC. 20, 1953	TOR	4-1
750TH WIN:	JAN. 23, 1964	@ BOS	3-1
1,000TH WIN:	DEC. 2, 1970	BOS	4-3
1,250TH WIN:	JAN. 30, 1977	CLE	9-3
1,500TH WIN:	NOV. 17, 1984	@ HFD	7-0
1,750TH WIN:	OCT. 31, 1991	NYI	4-3
2,000TH WIN:	NOV. 29, 1998	@ EDM	3-2
2,250TH WIN:	DEC. 22, 2007	@ OTT	4-3 (OT)
2,500TH WIN:	OCT. 15, 2013	@ CAR	3-2 (SO)
2,750TH WIN:	MARCH 11, 2019	@ ARI	7-1

LEADERSHIP

PLAYERS

2019-20

OPPONENTS

TRADITION

RECORDS

PLAYOFFS

HISTORY

MINORS

MEDIA

# COACHING LEDGER

	COACH	REGULAR SEASON					STANLEY CUP PLAYOFFS		
		GAMES	W	L	T	OTL*	PCT.	STANLEY CUPS	SEA
LEADERSHIP	BILL REAY	1,012	516	335	161	----	.589	0	14
	JOEL QUENNEVILLE	797	452	249	-	96	.627	3	9
	BOB PULFORD	426	182	176	68	----	.507	0	7
	RUDY PILOUS	387	162	151	74	----	.514	1	6
	MIKE KEENAN	320	153	126	41	----	.542	0	4
	PAUL THOMPSON	313	113	153	47	----	.436	0	7
	DARRYL SUTTER	216	110	80	26	----	.569	0	3
	CRAIG HARTSBURG	246	104	102	40	----	.504	0	3
	ORVAL TESSIER	213	99	93	21	----	.514	0	3
	BRIAN SUTTER	246	91	103	37	15	.476	0	3
PLAYERS	DENIS SAVARD	147	65	66	-	16	.497	0	3
	JEREMY COLLITON	137	62	58	-	17	.515	0	1
	CLEM LOUGHLIN	144	61	63	20	----	.493	0	3
	CHARLES CONACHER	162	56	84	22	----	.414	0	3
	JOHN GOTTSELIG	146	53	79	14	----	.411	0	4
	KEITH MAGNUSON	139	52	61	26	----	.468	0	2
	DICK IRVIN	119	46	57	16	----	.454	0	2
	SID ABEL	140	39	79	22	----	.357	0	2
	EDDIE JOHNSTON	80	34	27	19	----	.544	0	1
	TRENT YAWNEY	103	33	55	-	15	.393	0	2
2019-20	BOB MURDOCH	80	30	41	9	----	.413	0	1
	EBBIE GOODFELLOW	140	30	91	19	----	.282	0	2
	ALPO SIUHONEN	82	29	40	8	5	.433	0	1
	TOM GORMAN	73	28	28	17	----	.500	1	1
	BILL TOBIN	66	26	28	12	----	.485	0	3
	TOMMY IVAN	103	26	56	21	----	.354	0	2
	BILL STEWART	69	22	35	12	----	.406	1	2
	PETER MULDOON	44	19	22	3	----	.466	0	1
	LORNE MOLLEKEN	47	18	19	8	2	.489	0	2
	BILL WHITE	46	16	24	6	----	.413	0	1
OPPONENTS	DIRK GRAHAM	59	16	35	8	----	.339	0	1
	FRANK EDDOLLS	70	13	40	17	----	.307	0	1
	TOM SHAUGHNESSY	21	10	8	3	----	.548	0	1
	EMIL IVERSON	21	8	7	6	----	.523	0	1
	HERB GARDINER	44	7	29	8	----	.250	0	1
	BARNEY STANLEY	23	4	17	2	----	.217	0	1
	HUGH LEHMAN	21	3	17	1	----	.167	0	1
	GODFREY MATHESON	2	0	2	0	----	.000	0	1
	TOTALS	6504	2788	2736	814	166	.504	6	93
TRADITION									
RECORDS									
PLAYOFFS									
HISTORY									
MINORS									
MEDIA									

\*Teams receive one point in the standings for each overtime or shootout loss and are credited with an OTL only.

# DATES TO REMEMBER



## NOV. 22, 1917

The National Hockey League is organized in Montreal.

## SEPT. 25, 1926

The city of Chicago receives an NHL franchise. The team owner is Major Frederic McLaughlin, a coffee baron.

## NOV. 17, 1926

The newly-formed Chicago Blackhawks hockey team plays its first game ever at the Chicago Coliseum against the Toronto St. Patricks, winning 4-1.

## MARCH 28, 1929

Chicago Stadium opens to the public with a boxing match. The Stadium is the enterprise of Paddy Harmon, a sports promoter, built at the cost of \$6 million.

## DEC. 15, 1929

The Chicago Blackhawks play their first game at Chicago Stadium. They win 3-1 over the Pittsburgh Pirates.

## DEC. 18, 1932

The Chicago Bears defeat Portsmouth 9-0 in the first NFL title game played at Chicago Stadium.

## MARCH 14, 1933

The only forfeit in Blackhawks history occurs when the players refuse to return to the ice after their coach, Tom Gorman, was ejected by referee Bill Stewart. Although the score reads 3-2, Boston is awarded a 1-0 forfeit victory.

## MARCH 19, 1933

The first afternoon game in NHL history is played in Chicago. Detroit defeats Chicago 4-3.

## APRIL 10, 1934

The Blackhawks win their first Stanley Cup, defeating Detroit 1-0 in the second overtime period. Harold "Mush" March gets the game-winner.

## JUNE 13, 1934

Outstanding Blackhawks goaltender Charlie Gardiner dies of a brain tumor at age 29, just eight weeks after the team won the Stanley Cup.

## MARCH 8, 1937

Onetime Blackhawk Howie Morenz dies of a heart attack in a Montreal hospital 39 days after suffering a broken leg in a game against the Blackhawks.

## APRIL 3, 1938

Alfie Moore plays his one and only game as a Blackhawk against Toronto in a Stanley Cup Final game and helps the team beat the Leafs 3-1.

## APRIL 12, 1938

The Blackhawks win their second Stanley Cup, defeating the Toronto Maple Leafs in the Final 4-1.

## MARCH 18, 1940

The first chartered flight in NHL history occurs as the Chicago Blackhawks fly to Toronto for the first round of the Stanley Cup Final.

## MARCH 4, 1941

Goaltender Sam LoPresti makes an NHL-record 80 saves on 83 shots against Boston; however, the Blackhawks lose to the Bruins 3-2.

## MARCH 16, 1941

Blackhawks coach Paul Thompson pulls goaltender Sam LoPresti for an extra attacker in the season's final regular-season game, the first time the tactic is used in an NHL game.

## JAN. 28, 1943

Max Bentley scores seven points (4G, 3A) against the New York Rangers.

## FEB. 20, 1944

A "perfect game" is played at Chicago Stadium between the Blackhawks and the Toronto Maple Leafs. The game ends in a scoreless tie, and there are no penalties called.

## DEC. 17, 1944

Major Frederic McLaughlin, first owner of the Blackhawks, passes away.

LEADERSHIP

PLAYERS

2019-20

OPPONENTS

TRADITION

RECORDS

PLAYOFFS

HISTORY

MINORS

MEDIA

# DATES TO REMEMBER

LEADERSHIP
PLAYERS
2019-20
OPPONENTS
TRADITION
RECORDS
PLAYOFFS
HISTORY
MINORS
MEDIA

## FEB. 23, 1947

Goaltender Emile Francis debuts at Chicago Stadium against Boston in front of 20,004 fans.

## NOV. 4, 1947

Blackhawks trade Max Bentley to Toronto for Gus Bodnar, Gaye Stewart, Bob Goldham, Bud Poile and Ernie Dickens.

## NOV. 3, 1948

Chicago hosts its first All-Star Game, as the All-Stars defeat Toronto 3-1.

## JAN. 17, 1952

Bill Mosienko scores his 200th career goal.

## MARCH 23, 1952

Bill Mosienko scores three goals in 21 seconds, an NHL record.

## SEPT. 11, 1952

Bill Tobin sells his controlling interest in the Blackhawks to the owners of Chicago Stadium: James E. Norris, James D. Norris and Arthur M. Wirtz.

## DEC. 4, 1952

James E. Norris dies of a heart attack.

## JULY 8, 1954

Tommy Ivan is named general manager of the Blackhawks.

## DEC. 18, 1954

Maurice "Rocket" Richard scores his 400th goal in Chicago Stadium.

## JAN. 5, 1957

CBS televises the first network hockey game and introduces "Peter Puck" to audiences, as the New York Rangers defeat Chicago 4-1.

## JAN. 19, 1960

Blackhawks captain Ed Litzenberger and his wife are involved in an auto accident. Litzenberger is seriously injured, and his wife is killed.

## MARCH 26, 1961

Murray Balfour scores at 52:12 in the third overtime period of a Stanley Cup Playoffs game to beat Montreal 2-1.

## APRIL 16, 1961

Blackhawks win a third Stanley Cup, defeating the Detroit Red Wings 5-1 in Game 6 of the Final.

## OCT. 7, 1961

The All-Stars defeat the Blackhawks 3-1 in the second All-Star Game played in Chicago.

## JAN. 17, 1962

Glenn Hall plays his 500th consecutive game, playoffs included, in goal. He is honored for his achievement before the game.

## NOV. 7, 1962

Glenn Hall's regular-season NHL record of 502 consecutive games ends after he leaves the game with a pinched nerve.

## FEB. 25, 1966

James D. Norris, co-owner of the Chicago Blackhawks, dies at age 59. William (Bill) Wirtz assumes the position of president.

## MARCH 12, 1966

Bobby Hull becomes the first player to score more than 50 goals in a season when he notches his 51st in the third period against New York Rangers goaltender Cesare Maniago.

## MARCH 12, 1967

The Blackhawks clinch first place as regular-season NHL champions and receive the Prince of Wales Trophy for the first time in team history.

## MAY 15, 1967

Chicago trades Phil Esposito, Ken Hodge and Fred Stanfield to Boston for Gilles Marotte, Pit Martin and Jack Norris, in one of the biggest trades in franchise history.

## JAN. 30, 1969

The Blackhawks record their biggest shutout ever, winning 12-0 at Philadelphia.

## JUNE 15, 1969

The Blackhawks claim rookie goaltender Tony Esposito from the Montreal Canadiens for \$25,000.

## FEB. 21, 1970

Bobby Hull scores his 500th career goal against New York Rangers goaltender Ed Giacomin.

## MARCH 29, 1970

Tony Esposito records his 15th shutout of the season, setting a modern-day shutout record.

## APRIL 5, 1970

Chicago defeats Montreal 10-2 in the final game of the regular season to take first place after a last place finish the previous season.

## JAN. 19, 1971

The Blackhawks place 11 players on the West All-Star squad, which defeats the East 2-1 in Minnesota.

## MARCH 25, 1972

Bobby Hull scores his 600th career goal against Boston Bruins goaltender Gerry Cheevers.

## APRIL 2, 1972

Bobby Hull scores his last goal as a Blackhawk, No. 604, against Detroit Red Wings goaltender Andy Brown.

## JAN. 29, 1974

The third All-Star Game held at Chicago Stadium pits the West Division against the East Division. The West All-Stars prevail 6-4.

## APRIL 6, 1975

The Blackhawks win their 1,200th game with a 5-0 result over Minnesota. It is also the 500th NHL victory overall for Head Coach Billy Reay.

## FEB. 26, 1976

Billy Reay wins his 500th game as head coach of the Blackhawks, a 6-2 victory over the Los Angeles Kings.

## FEB. 27, 1977

Stan Mikita scores his 500th career goal against Vancouver Canucks goaltender Cesare Maniago.

## MARCH 13, 1979

The Blackhawks and Atlanta Flames complete an eight-player trade. The Blackhawks acquire Tom Lysiak, Harold Phillipoff, Pat Ribble, Greg Fox and Miles Zaharko in exchange for Ivan Boldirev, Phil Russell and Darcy Rota.

## OCT. 19, 1980

The Blackhawks retire the first jersey in team history, honoring Stan Mikita's No. 21.

## FEB. 3, 1982

Grant Mulvey records seven points (5G, 2A) against St. Louis, setting a new team record for goals. His seven points also tie Max Bentley's franchise-record game total (4G, 3A), set on Jan. 28, 1943.

## MARCH 22, 1982

Denis Savard breaks Bobby Hull's single-season record of 107 points. He finishes the season with 119 points (52G, 87A).

## APRIL 4, 1982

Doug Wilson scores his 39th goal, setting a record for Blackhawks defensemen.

## MAY 10, 1982

Chicago's farm team, the New Brunswick Hawks, captures the AHL Calder Cup. Orval Tessier is chosen as the top AHL head coach for 1981-82.

# DATES TO REMEMBER

## MARCH 20, 1983

Al Secord becomes the second Blackhawk in team history to score 50 goals in a season. Secord scored his 50th goal against Mike Palmateer and the Toronto Maple Leafs at Chicago Stadium.

## JULY 21, 1983

Arthur Wirtz, owner and chairman of the board of the Chicago Blackhawks, passes away.

## OCT. 30, 1983

Blackhawk forward Tom Lysiak receives a 20-game suspension for tripping a game referee, the third longest in NHL history.

## DEC. 18, 1983

The Chicago Blackhawks retire the second jersey in team history: No. 9, honoring Bobby "The Golden Jet" Hull.

## JUNE 18, 1988

Blackhawks sign free agent goalies Bob Mason and Ed Belfour.

## NOV. 20, 1988

The Blackhawks retire Glenn Hall's No. 1 jersey and Tony Esposito's No. 35 jersey in a ceremony honoring both goaltenders.

## MARCH 4, 1990

Bob Murray plays his 1,000th NHL game, all in a Blackhawks uniform.

## MAY 25, 1990

Chicago's farm team, the Indianapolis Ice, captures the IHL Turner Cup. Darryl Sutter is chosen as the IHL Coach of the Year.

## JAN. 19, 1991

Chicago Stadium hosts the NHL All-Star Game just days after the Persian Gulf War begins. Thousands of flag-waving fans cheer during a stirring national anthem sung by Wayne Messmer.

## FEB. 23, 1991

Michel Goulet reaches the 1,000-point mark in the NHL while wearing a Blackhawks uniform. He gains his 1,000th point at Minnesota with his third goal of the night, surpassing the 30th player in NHL history to reach this milestone.

## MARCH 14, 1991

Ed Belfour sets a Blackhawks record for wins in a single season (39) in a 6-3 victory over Los Angeles, surpassing Tony Esposito's mark of 38, set in 1969-70.

## MARCH 31, 1991

The Blackhawks beat the Detroit Red Wings 5-1 to win their first Presidents' Trophy as regular-season champions.

## FEB. 16, 1992

Michel Goulet scores his 500th career goal against Calgary at Chicago Stadium. He becomes the 17th player in NHL history to reach the milestone.

## MARCH 7, 1992

Jeremy Roenick becomes the third Blackhawk and first American-born Blackhawk to score 50 goals in a season when he nets the game-winner in a 2-1 victory against the Bruins in his hometown of Boston.

## MAY 22, 1992

The Blackhawks win a franchise-record 11th straight playoff game with a 5-1 victory at Edmonton. The result gives the Blackhawks a berth in the Stanley Cup Final.

## OCT. 6, 1993

The Florida Panthers play their first NHL game, meeting the Blackhawks at Chicago Stadium. The game ends in a 4-4 tie.

## APRIL 14, 1994

The Blackhawks play their final regular-season game at Chicago Stadium against Toronto, losing 6-4. The game was preceded by a half-hour ceremony in which the four banners commemorating the Blackhawks retired jerseys were lowered and presented to each player.

## APRIL 28, 1994

Game 6 of the Western Conference Quarterfinals against Toronto marks the final hockey game played in the Chicago Stadium. The Maple Leafs win the game 1-0 and the series 4-2.

## JAN. 25, 1995

The Blackhawks play the first hockey game at the United Center and defeat the Edmonton Oilers 5-1. Joe Murphy scores the first goal in the United Center.

## MAY 3, 1995

The Blackhawks finish the 48-game regular season allowing 115 goals for a 2.37 GAA. Ed Belfour captures the Jennings Trophy, awarded to the goalie on the team with the lowest GAA, for the third time in five years.

## FEB. 22, 1996

Blackhawks winger Tony Amonte records the first hat trick in the United Center against the St. Louis Blues in the 53rd game played at the new arena.

## AUG. 16, 1996

The Blackhawks trade Jeremy Roenick to the Arizona Coyotes for Alex Zhamnov, Craig Mills and a 1997 first-round draft pick.

## NOV. 5, 1996

Blackhawks Executive Vice President Arthur Michael Wirtz, Jr., dies at the age of 62.

## MARCH 19, 1998

The Blackhawks retire Denis Savard's No. 18 sweater at the United Center prior to the game against Montreal, Savard's hometown team and the team with whom he won the Stanley Cup in 1993. Savard becomes the fifth Blackhawk to have his number retired.

## APRIL 18, 1998

At the end of the NHL regular season, the Blackhawks fail to qualify for the Stanley Cup Playoffs for the first time since 1969, ending a 28-year streak of qualifying for the postseason.

## JUNE 24, 1999

Blackhawks Vice President Thomas N. Ivan dies at the age of 88.

## OCT. 5, 2000

The Blackhawks open their 75th season at Buffalo.

## OCT. 12, 2000

The Blackhawks unveil their 75th anniversary statue, "Badge of Honor," and announce their 75th Anniversary all-star team, as selected by the fans (listed in alphabetical order by position). Left Wing: Bobby Hull, Dennis Hull, Al Secord. Center: Stan Mikita, Jeremy Roenick, Denis Savard. Right Wing: Tony Amonte, Steve Larmer, Harold "Mush" March. Defense: Chris Chelios, Keith Magnuson, Pierre Plante, Pat Stapleton, Bill White, Doug Wilson. Goaltenders: Ed Belfour, Tony Esposito, Glenn Hall. Coaches: Mike Keenan, Bob Pulford, Billy Reay.

## OCT. 21, 2000

The Blackhawks play their 5,000th game in franchise history at St. Louis, a 1-0 loss.

## DEC. 15, 2003

Keith Magnuson, former Blackhawks defenseman and president of the Blackhawk Alumni Association, dies in an automobile accident in suburban Toronto at age 56.

## AUG. 5, 2005

The Blackhawks sign free-agent goaltender Nikolai Khabibulin to a four-year, \$27 million deal, the largest goalie contract in Blackhawks history.

## NOV. 27, 2006

Hall of Famer and former Blackhawks center Denis Savard is named the 36th head coach in team history after Trent Yawney is relieved of his duties. Savard, who originally joined the coaching staff as an assistant in December 1997, wins his first three games, becoming the third head coach in franchise history to accomplish that feat.

## JUNE 22, 2007

The Blackhawks select Patrick Kane first overall in the 2007 NHL Entry Draft, the first time the franchise has held the top pick.

LEADERSHIP

PLAYERS

2019-20

OPPONENTS

TRADITION

RECORDS

PLAYOFFS

HISTORY

MINORS

MEDIA

# DATES TO REMEMBER

LEADERSHIP
PLAYERS
2019-20
OPPONENTS
TRADITION
RECORDS
PLAYOFFS
HISTORY
MINORS
MEDIA

## SEPT. 26, 2007

Team President William W. Wirtz passes away at the age of 77. The organization honors Wirtz with a pregame ceremony before the regular-season home opener on Oct. 6 and wear shoulder patches with his initials (W.W.W.) throughout the entire campaign.

## OCT. 5, 2007

W. Rockwell "Rocky" Wirtz assumes the role of chairman of the Blackhawks.

## NOV. 20, 2007

John F. McDonough is named president of the Chicago Blackhawks. McDonough had previously served as president of the Chicago Cubs for 24 years.

## DEC. 19, 2007

The Blackhawks announce that Bobby Hull and Stan Mikita will rejoin the organization as official team ambassadors; Tony Esposito joins them later in the season and Denis Savard joins them in October 2008.

## JAN. 3, 2008

Jay Blunk is named senior vice president of business operations, departing the Chicago Cubs, where he served in the marketing department for the previous 22 years.

## APRIL 1, 2008

For the first time in team history, the Blackhawks announce that they will televise the entire 82-game regular-season schedule and playoffs. In conjunction with Comcast SportsNet, WGN-TV Channel 9 and NHL broadcast rightsholders Versus and NBC, every contest will air in HD.

## JUNE 12-13, 2008

Patrick Kane is awarded the Calder Memorial Trophy as the NHL's top rookie for the 2007-08 season, marking the eighth time in franchise history a Blackhawk accepts the honor. Jonathan Toews finishes as a finalist for the award and joins Kane on the 2007-08 NHL All-Rookie Team. With over 500 youth hockey players from the Chicago area and the Calder Trophy in attendance, the Blackhawks honor Kane and Toews with a rally at the United Center the day after the awards ceremony.

## JUNE 16, 2008

The Blackhawks announce the return of veteran play-by-play announcer Pat Foley to the broadcast booth after a two-year hiatus. Foley, a member of the Chicagoland Sports Hall of Fame, previously served as the voice of the Blackhawks for 25 years, from 1981 to 2006.

## JULY 16, 2008

In conjunction with the NHL, the Chicago Blackhawks announce that the team will host the defending Stanley Cup champion Detroit Red Wings in a regular-season outdoor game: the NHL Winter Classic, to be played at Wrigley Field on Jan. 1, 2009.

## JULY 18-20, 2008

The first annual Chicago Blackhawks Convention takes place at the Hilton Chicago, the first of its kind in NHL history. The event sold out and entertained over 10,000 fans.

## JULY 31, 2008

The Blackhawks name Hall of Famer Scotty Bowman as senior advisor to hockey operations. Bowman has been a part of a record 12 Stanley Cup-winning teams and is the NHL's all-time coaching leader with 1,226 regular-season wins and 223 postseason victories.

## SEPT. 2, 2008

The Blackhawks and Chicago Cubs hold Blackhawks Night at Wrigley Field. Players and alumni join together in a pregame ceremony honoring the team.

## SEPT. 9, 2008

The Blackhawks and Chicago White Sox team up for Blackhawks Night at U.S. Cellular Field, featuring special promotions before, during and after the game. More than 1,000 Blackhawks season ticketholders attend the game, which features a first-pitch "shot" by Patrick Sharp.

## SEPT. 20, 2008

The Blackhawks host their first-ever Training Camp Festival at the United Center. Events include a 5K run/walk/skate, 3-on-3 street hockey tournament, live music, interactive games and a public Blackhawks practice.

## SEPT. 23, 2008

The Blackhawks announce that for the 2008-09 season the organization has surpassed its previous franchise record of 13,425 season ticketholders, established in 1994-95 during the inaugural campaign at the United Center.

## OCT. 16, 2008

The Blackhawks name Joel Quenneville the 37th head coach in franchise history; at the time of his appointment to the position, Quenneville ranked fifth among active coaches and 18th in NHL history with 438 wins (438-283-118). Quenneville had also guided nine of his 10 teams to the postseason, including the St. Louis Blues and the Colorado Avalanche, where he won a Stanley Cup as an assistant coach in 1996.

## NOV. 12, 2008

The Blackhawks retire jersey No. 3 in honor of Pierre Plote and the late Keith Magnuson in a pregame ceremony at the United Center. Plote and Magnuson join Glenn Hall, Bobby Hull, Denis Savard, Stan Mikita and Tony Esposito as the only Blackhawks players to have their jersey numbers retired.

## DEC. 26, 2008

The Blackhawks set a regular-season franchise record at the United Center by entertaining 22,712 fans in a 5-1 win over the Philadelphia Flyers; the victory is Chicago's eighth straight, matching a franchise record.

## DEC. 28, 2008

The Blackhawks establish a franchise record with their ninth straight win, a 4-1 victory over the Minnesota Wild at Xcel Energy Center.

## JAN. 1, 2009

The Blackhawks and Red Wings take the ice at Wrigley Field in the 2009 NHL Winter Classic, the first outdoor professional hockey game held in Chicago and second overall in the United States. Chicago is defeated by Detroit 6-4 in front of 40,818 fans. The game draws an 11.8 overnight rating and a 21 share (12:00-3:35 CST) on NBC in Chicago and over 4.4 million U.S. viewers overall.

## JAN. 3, 2009

Patrick Kane, Jonathan Toews and Brian Campbell are voted onto the Western Conference's starting lineup for the 2009 NHL All-Star Game in Montreal. It is the first time since fan voting began deciding All-Star starters in 1985-86 that three Blackhawks are to start in the midseason classic. Kane and Toews finish first and second among Western Conference forwards, while Campbell paces defensemen.

## FEB. 19, 2009

The Blackhawks are selected as one of four teams that will open the 2009-10 NHL regular season in Europe as part of NHL Premiere 2009. Chicago is scheduled to face off twice against the Florida Panthers in Helsinki, Finland.

## APRIL 3, 2009

The Blackhawks defeat the Nashville Predators 3-1 at the United Center, clinching a spot in the 2009 Stanley Cup Playoffs, marking the franchise's first postseason berth since 2002. As the fourth seed in the Western Conference, the franchise clinches home-ice advantage in the first round of the postseason for the first time since 1996.



# DATES TO REMEMBER



## APRIL 8, 2009

The Blackhawks shatter an all-time single-season attendance record when Laura Fontana-Vena of Elmhurst, Ill., becomes the 835,972nd fan to pass through the United Center turnstile before the team's 39th home game of 2008-09, surpassing the previous mark set in 1995-96.

## APRIL 12, 2009

The Blackhawks close out their regular-season slate with a 3-0 win over the Detroit Red Wings in front of 22,376 fans at the United Center. The Blackhawks establish an NHL club record by attracting an average of 21,783 to their 40 home dates at the United Center.

## MAY 11, 2009

The Blackhawks eliminate the Vancouver Canucks in Game 6 of the Western Conference Semifinals with a 7-5 victory at the United Center, lifting the franchise to its first berth in the conference finals in 14 years; the 1 millionth fan to attend a Blackhawks home game in 2008-09 passes through the United Center turnstiles. The 46th capacity crowd in 46 home dates of the campaign witnesses Patrick Kane's first professional hat trick and a four-goal third period in the victory.

## MAY 18, 2009

Forbes.com posts an article by Nathan Vardi proclaiming the Blackhawks as "The Greatest Sports-Business Turnaround Ever."

## MAY 28, 2009

Five years removed from being named the worst professional franchise by ESPN, the Blackhawks organization (Professional Sports Team of the Year) and Chairman Rocky Wirtz (Sports Executive of the Year) finish as finalists at the 2009 Sports Business Awards Gala, presented by Street & Smith's SportsBusiness Journal and SportsBusiness Daily. The Blackhawks organization finishes in the top four of all professional sports teams in the North American major and minor leagues. Wirtz finishes fourth among all American executives who have a primary involvement in sports business.

## JULY 1, 2009

The Blackhawks sign right wing Marian Hossa, a four-time All-Star, to a 12-year contract worth \$63.3 million.

## JULY 2, 2009

The Blackhawks finish first among Chicago professional sports organizations and 21st overall in ESPN Magazine's 2009 Ultimate Standings. The seventh annual list measures how much MLB, NBA, NFL and NHL franchises give back to the fans in exchange for all the time, money and emotion the fans invest in them. The Blackhawks made the largest jump of any team from 2008 to 2009, rising from No. 88 in 2008 after placing 118th in 2007.

## JULY 14, 2009

The Blackhawks promote Stan Bowman to the position of general manager, becoming the youngest general manager in the NHL and the ninth person in franchise history to hold the title. He and his father, Scotty, currently the Blackhawks senior advisor of hockey operations, become the seventh father-son general manager tandem in league history.

## SEPT. 28-29, 2009

The Blackhawks participate in the 2009 Victoria Cup in Zurich, Switzerland, to close out their 2009 preseason schedule. Chicago plays against HC Davos and ZSC Zurich Lions at Hallenstadion, marking the franchise's first contests in Europe since playing a pair of exhibition games against the Montreal Canadiens in London, England, in September 1992.

LEADERSHIP

PLAYERS

2019-20

OPPONENTS

TRADITION

RECORDS

PLAYOFFS

HISTORY

MINORS

MEDIA

# DATES TO REMEMBER

LEADERSHIP
PLAYERS
2019-20
OPPONENTS
TRADITION
RECORDS
PLAYOFFS
HISTORY
MINORS
MEDIA

## OCT. 2-3, 2009

The Blackhawks play their first ever regular-season games in Europe, going 1-0-1 against the Florida Panthers in a pair of games at Hartwall Arena in Helsinki, Finland, as part of NHL Premiere 2009. Chicago and Florida make NHL history in the crowd, becoming the first teams to play a regular-season game in Finland.

## OCT. 10, 2009

For the first time in the 83-year history of the franchise, Hall of Famers and Blackhawks Ambassadors Bobby Hull, Stan Mikita, Tony Esposito and Denis Savard skate together on the same ice surface, a feat they accomplish in front of a capacity crowd of 20,655 before the 2009-10 regular-season home opener.

## OCT. 12, 2009

The Blackhawks set a franchise record for their largest comeback win, overcoming a 5-0 first-period deficit to defeat the Calgary Flames 6-5 in overtime. Defenseman Brent Seabrook ends the historic night 26 seconds into the extra frame, helping the club match the NHL record for the largest comeback win.

## DEC. 1, 2009

Blackhawks Head Coach Joel Quenneville earns his 500th career regular-season victory when the team defeats Columbus 4-3 in a franchise-record 11-round shootout.

## DEC. 3, 2009

The Blackhawks announce the contract extensions of captain Jonathan Toews, alternate captain Duncan Keith and right winger Patrick Kane, locking up all three players to multi-year deals on the same day.

## DEC. 25, 2009

The premiere of "Blackhawks TV" runs on Comcast SportsNet. The show is an all-access, 30-minute program that includes a variety of segments highlighting player personalities off the ice.

## JAN. 11, 2010

Blackhawks Chairman Rocky Wirtz announces a long-term contract extension for Team President John McDonough. In a memo, Wirtz states: "Under John's leadership the Chicago Blackhawks have become a franchise leader in the National Hockey League. His commitment, insight and guidance have led the organization to record attendance, unprecedented season ticket sales, new sponsorships and partnerships with WGN Radio and WGN-TV. John has played an instrumental role in building the organization at every level from front office to coaching, recruiting and player development."

## JAN. 14, 2010

Blackhawks Team President John McDonough announces the contract extension of Senior Vice President of Business Operations Jay Blunk. In a release, McDonough says, "Jay deserves a tremendous amount of credit for what has gone on with the Blackhawks business operations over the past two years. He has brought that area to a higher level and will continue to use his innovative and aggressive style to make us better and stronger."

## FEB. 16, 2010

The 2010 Winter Olympic Games in Vancouver begin, featuring six members of the Blackhawks, second-most among NHL teams. Patrick Kane (USA); Jonathan Toews, Duncan Keith and Brent Seabrook (Canada); and Marian Hossa and Tomas Kopecky (Slovakia) represent their countries in the tournament.

## FEB. 28, 2010

The 2010 Winter Olympic Games men's hockey gold medal game between Team USA and Team Canada becomes the most-watched hockey game in 30 years and features four members of the Blackhawks. Jonathan Toews, Duncan Keith and Brent Seabrook receive gold medals after Canada wins 3-2 in overtime, while Patrick Kane earns a silver medal. Toews nets a goal in the game and is named the tournament's top forward, while Keith (1A) and Kane (2A) also collect points.

## MARCH 25, 2010

The Blackhawks clinch a berth in the 2010 Stanley Cup Playoffs, marking the first time in 13 years the team has made consecutive postseason appearances.

## APRIL 4, 2010

The Blackhawks clinch the Central Division title, the franchise's first in 17 years, by virtue of the Detroit Red Wings losing 4-3 to the Philadelphia Flyers. Later in the day, Chicago matches a franchise record with its 49th victory of the season, a 4-1 win over the Calgary Flames at the United Center.

## APRIL 6, 2010

The Blackhawks earn a 5-2 victory over the Dallas Stars at American Airlines Arena, establishing a franchise record with their 50th win of the regular season. Chicago also ties the club record for road victories (22).

## APRIL 7, 2010

Chicago establishes a franchise record in reaching the 109-point mark (51-22-7) with a 6-5 win over St. Louis at the United Center. The 2009-10 club eclipses the previous mark of 107, set by both the 1970-71 and 1971-72 squads.

## APRIL 13, 2010

The Blackhawks and WGN Radio AM-720 announce a three-year broadcast rightsholder extension that will keep Blackhawks hockey on the 50,000-watt radio powerhouse through the conclusion of the 2013-14 NHL season.

## MAY 5, 2010

Dustin Byfuglien's hat trick paces a 5-2 win by the Blackhawks over the Vancouver Canucks in Game 3 of the Western Conference Semifinals. The game registers a 10.14 household rating on Comcast SportsNet, setting an all-time record for the Blackhawks on the station for the seventh time in 2009-10.

## MAY 21, 2010

Jonathan Toews tallies a point in his 12th consecutive game to establish a franchise playoff record in Chicago's 3-2 overtime victory over San Jose in Game 3 of the Western Conference Final, surpassing Stan Mikita's 11-game single-season mark set during the 1962 Stanley Cup Playoffs.

## MAY 23, 2010

The Blackhawks earn a berth in the Stanley Cup Final after sweeping the San Jose Sharks in four games with a 4-2 victory at the United Center. It marks Chicago's 11th Final appearance and first since 1992, just four years removed from finishing with the NHL's fourth-worst record.

## JUNE 9, 2010

The Chicago Blackhawks clinch their fourth Stanley Cup and first in 49 years with a 4-3 overtime win over the Philadelphia Flyers in Game 6. Patrick Kane's goal 4:06 into the extra frame ends the then-longest Stanley Cup drought in the NHL. Captain Jonathan Toews ties a franchise record with 29 (7G, 22A) points during the postseason and is awarded the Conn Smythe Trophy, given annually to the playoffs MVP.

## JUNE 11, 2010

Less than 48 hours after winning the Stanley Cup, an estimated 2 million people line the streets of Chicago to honor the Blackhawks. The City of Chicago and Office of the Mayor throws a ticker-tape parade and rally to celebrate the championship. The parade route takes the organization from the United Center down Washington Street and Michigan Avenue, and ends in a rally on Wacker Drive.

## JUNE 13, 2010

The Blackhawks organization is honored at Wrigley Field before the Chicago Cubs host the Chicago White Sox. Members of the team and front office parade on the field with the Stanley Cup, greeting both baseball clubs before Team President John McDonough throws out the ceremonial first pitch. The Blackhawks, Cubs and White Sox then pose for a one-of-a-kind group photo on the pitcher's mound with the Stanley Cup as the centerpiece.



# DATES TO REMEMBER

## JUNE 23, 2010

Duncan Keith wins the Norris Trophy at the NHL Awards, held in Las Vegas. Keith becomes the fourth Chicago defenseman to win the award, given annually to the NHL's top blueliner, and the first since Chris Chelios in 1996, capping a season that also sees him win the Stanley Cup and a gold medal with Team Canada at the 2010 Winter Olympic Games in Vancouver, a feat never accomplished before in the history of hockey.

## SEPT. 16, 2010

The Blackhawks hold a press conference at the United Center to announce a three-year contract extension for Head Coach Joel Quenneville through the conclusion of the 2013-14 NHL season.

## OCT. 9, 2010

Prior to the 2010-11 regular-season home opener, the Blackhawks raise the 2010 Stanley Cup championship banner, the franchise's first in 49 years. The banner is unfurled by Bobby Hull, Stan Mikita, Pierre Plante, Eric Nesterenko and Ab McDonald from the 1961 Stanley Cup championship team, skated across the ice by members of the 2010 club and raised to the rafters to signify the franchise' fourth league title.

## NOV. 7, 2010

The Chicago Blackhawks are honored with Emmy Awards from the Chicago/Midwest Chapter of the National Academy of Television Arts & Sciences for their "One Goal" advertisements featuring Head Coach Joel Quenneville and defenseman Niklas Hjalmarsson, and for the "Blackhawks TV" television program.

## NOV. 29, 2010

SportsBusiness Journal runs a reader poll that has the Blackhawks tallying the most votes in the category of "Most Innovative Business Practices in the NHL." Chairman Rocky Wirtz finishes second in the "Most Effective Team Owner" category.

## JAN. 9, 2011

The Blackhawks organization announces plans to unveil statues for Hall of Famers and Blackhawks Ambassadors Bobby Hull and Stan Mikita. Hull, Mikita and six other members of the 1961 Stanley Cup championship team are honored before the Blackhawks blank the New York Islanders 5-0.

## JAN. 30, 2011

An NHL-high six Blackhawks take part in the NHL All-Star Game festivities in Raleigh, N.C., including Patrick Kane, Duncan Keith, Patrick Sharp, Jonathan Toews, Joel Quenneville and Mike Haviland. All four players collect at least one point in the game, and Sharp (1G, 2A) is voted MVP of the game, joining former Blackhawks Eric Daze and Bobby Hull in earning that distinction.

## FEB. 15, 2011

The Blackhawks and Chicago's WGN-TV Channel 9 ink a five-year broadcast rightsholder extension that will keep Blackhawks hockey on "Chicago's Very Own" through the conclusion of the 2015-16 NHL season. Team President John McDonough and Blackhawks Ambassador Denis Savard make the special announcement on "WGN Morning News."

## FEB. 27, 2011

The Blackhawks agree to a five-year contract extension with defenseman Brent Seabrook, a member of the organization since he was drafted at the age of 18 in 2003.

## MARCH 10, 2011

Chicago Blackhawks players, coaches and front office executives visit soldiers at Walter Reed Army Medical Center in Washington, D.C., spending several hours with wounded soldiers and their families. Two days later, several servicemen join Head Coach Joel Quenneville and the players at practice in Washington, D.C., for a series of drills and a friendly scrimmage.

## MARCH 11, 2011

President Barack Obama hosts the Chicago Blackhawks at the White House in honor of the team's 2010 Stanley Cup championship. Obama has a meet-and-greet with members of the Stanley Cup-winning team before being presented with his own Blackhawks jersey and a replica Stanley Cup. After the ceremony, the Blackhawks join First Lady Michelle Obama for a special hockey clinic on the South Lawn celebrating her Let's Move! initiative.

## APRIL 10, 2011

The Blackhawks clinch the eighth seed in the Western Conference for the 2011 Stanley Cup Playoffs, marking the first time in 14 years that the organization has qualified for the postseason three consecutive years. Chicago wraps up the regular season with 97 points, the 10th highest in franchise history.

## OCT. 22, 2011

The organization unveils statues for Hall of Fame legends and Ambassadors Bobby Hull and Stan Mikita outside of the United Center prior to that night's game against the Colorado Avalanche. The bronze life-sized statues, created by the Studio of Rotblatt-Amrany and cast by Alchemist Foundry, are located on the northeast plaza outside of the United Center near Madison Street.

## DEC. 16, 2011

Head Coach Joel Quenneville logs his 600th NHL win as the Blackhawks defeat Calgary 4-1 at the United Center. Quenneville, the 10th bench boss to reach that milestone, is the second-quickest to the mark after current Senior Advisor to Hockey Operations Scotty Bowman. Quenneville also becomes just the second man in the history of the NHL to have played in 800 or more games and coached 1,000 or more contests (J. Lemaire).

## JAN. 29, 2012

Patrick Kane (1G) and Marian Hossa (1G, 2A) participate in the 2012 All-Star Game in Ottawa. Jonathan Toews is selected to the midwinter classic, but is unable to skate due to injury. During the Skills Competition the evening prior to the All-Star contest, Kane wins the Breakaway Challenge for most creative shootout move.

## MARCH 7, 2012

The Blackhawks premiere an original film, "Bobby Hull and Stan Mikita - Monuments to Excellence," at the IMAX Navy Pier. Produced by the Emmy Award-winning Blackhawks TV, the movie details the lives and careers of the Blackhawks Ambassadors and Hall of Famers and includes never-before-seen footage of the duo, as well as interviews with Blackhawks executives.

## MARCH 9, 2012

The Blackhawks set a franchise record (ongoing) with their 180th consecutive sellout crowd at the United Center. At the start of the 2015-16 season, the organization has enjoyed 329 consecutive sellout crowds at the UC.

## MARCH 25, 2012

The Blackhawks host Ed Belfour Heritage Night, and the Hall of Fame goaltender drops the ceremonial first puck prior to the game against the Nashville Predators. Belfour was elected to the Hall of Fame in November 2011.

## APRIL 7, 2012

The Blackhawks clinch the sixth seed in the Western Conference for the 2012 Stanley Cup Playoffs, marking the fourth consecutive year that the organization has qualified for the postseason. Chicago wraps up the regular season with 101 points, tied for ninth highest in franchise history, and reaches at least 40 wins (45) for the fifth straight campaign.

## JAN. 27, 2013

The Blackhawks defeat the Detroit Red Wings 2-1 in overtime, with Nick Leddy scoring the game-winner, to log their sixth consecutive victory to open the 2012-13 campaign. The win sets a franchise record for best start to a season.

LEADERSHIP

PLAYERS

2019-20

OPPONENTS

TRADITION

RECORDS

PLAYOFFS

HISTORY

MINORS

MEDIA

# DATES TO REMEMBER

LEADERSHIP
PLAYERS
2019-20
OPPONENTS
TRADITION
RECORDS
PLAYOFFS
HISTORY
MINORS
MEDIA

## FEB. 22, 2013

The Blackhawks honor TV analyst Eddie Olczyk for his 2012 induction into the U.S. Hockey Hall of Fame prior to the game against the San Jose Sharks. Rookie Brandon Saad scores his first career shorthanded goal and game-winner in the 2-1 victory, which improves Chicago's record to 14-0-3 to begin the season and bests the existing NHL record, set by the Anaheim Ducks in 2006-07.

## MARCH 5, 2013

Marian Hossa is given a rousing pregame tribute by teammates, who don his No. 81 jersey during warmups, and the organization, in honor of his 1,000th NHL game, which he played on March 3 in Detroit. Hossa goes on to score the game-winner in a 5-3 win over the Minnesota Wild.

## MARCH 6, 2013

The Blackhawks defeat the Colorado Avalanche 3-2 after Daniel Carillo scores the game-winner with just 50 seconds left in regulation. The win marked the 24th consecutive game from the start of the season gaining at least a point in the standings (21-0-3), setting a league record.

## APRIL 19, 2013

TV announcer Pat Foley is recognized for his 30th season as the voice of the Blackhawks prior to the game against the Nashville Predators. The Blackhawks win 5-4, sweeping the season series with Nashville for the first time in team history.

## APRIL 24, 2013

The Blackhawks earn the Presidents' Trophy for the first time since 1991 and the second time overall after defeating the Oilers 4-1 in Edmonton. Chicago had previously secured a playoff spot on April 7 and clinched the Central Division title on April 12, and are guaranteed home ice advantage throughout the 2013 Stanley Cup Playoffs as the NHL's top seed.

## APRIL 28, 2013

Goaltenders Corey Crawford and Ray Emery are named the 2013 Jennings Trophy winners after allowing a combined 95 goals during the 2012-13 regular season. Chicago's netminders earn the honor for the first time since 1994-95 (E. Belfour).

## MAY 1, 2013

The NHL announces that the Blackhawks will host the Pittsburgh Penguins in an outdoor game at Soldier Field on March 1, 2014, as part of the NHL Stadium Series, marking the team's second time hosting an outdoor game.

## MAY 6, 2013

Brandon Saad is named a finalist for the 2013 Calder Trophy for most outstanding rookie. The 20-year-old, who was drafted by Chicago in 2011, becomes the club's fourth Calder Trophy finalist in the last five years.

## MAY 15, 2013

Jonathan Toews is named a 2013 Selke Trophy finalist, his second career nomination. Five days later, he is picked by Hall of Famer Mark Messier as a finalist for the Mark Messier Leadership Award.

## MAY 16, 2013

Patrick Kane is named one of three finalists for the 2013 Lady Byng Trophy as the league's most gentlemanly player after recording just eight penalty minutes in 47 regular-season games.

## MAY 17, 2013

Head Coach Joel Quenneville is named one of three finalists for the 2013 Jack Adams Award for most outstanding coach. Quenneville led the Blackhawks to a league-best 77 points (36-7-5).

## MAY 29, 2013

The Blackhawks defeat the Red Wings 2-1 in Game 7 of the Western Conference Semifinals after Brent Seabrook tallies at 3:35 of overtime. The series win marks the first time the team has recovered from a 3-1 series deficit to advance to the next round of the playoffs.

## JUNE 8, 2013

The Blackhawks are presented with the Clarence Campbell Bowl as Western Conference champions after defeating the Los Angeles Kings 4-3 in Game 5. Patrick Kane records his second career playoff hat trick in the victory, including the game-winner at 11:40 of the second overtime period.

## JUNE 12, 2013

The Blackhawks and Boston begin the Stanley Cup Final with an epic triple-overtime Game 1 at the United Center. Andrew Shaw scores the game-winner after 52:08 of extra hockey, ending the third-longest playoff game in franchise history and the fifth-longest game ever played in the Stanley Cup Final.

## JUNE 14, 2013

Jonathan Toews wins his first career Selke Trophy as the league's best two-way forward, becoming the third Blackhawk to claim the honor and the first since Dirk Graham in 1991.

## JUNE 24, 2013

The Blackhawks score two goals late in regulation to turn a 2-1 deficit into a 3-2 victory in Game 6 of the Stanley Cup Final and claim the franchise's fifth title. Bryan Bickell ties the game at 18:44 of the third period, and Dave Bolland scores the game-winner 17 seconds later, marking the latest Cup-clinching goal ever scored in regulation. Patrick Kane is awarded the 2013 Conn Smythe Trophy as playoff MVP.

## JUNE 28, 2013

An estimated 2 million fans gather downtown and in Grant Park to celebrate the Blackhawks' 2013 Stanley Cup victory. The parade route takes the organization from the United Center down Washington Street and Columbus Drive, and the festivities continue in a rally in Grant Park.

## OCT. 1, 2013

The Blackhawks hoist their fifth championship banner to the United Center rafters in a ceremony before the season opener against the Washington Capitals. Chicago records a 6-4 victory over the Capitals to become the first team to win on the night of their banner-raising ceremony since the Pittsburgh Penguins in 2009.

## NOV. 4, 2013

Chicago Blackhawks players, coaches and executives bring the Stanley Cup to visit wounded soldiers at Walter Reed National Military Medical Center. After the visit, President Barack Obama hosts the team at the White House in honor of their 2013 Stanley Cup championship.

## FEB. 12-24, 2014

Chicago shares the NHL lead with 10 players participating in the 2014 Winter Olympics in Sochi: Jonathan Toews, Duncan Keith and Patrick Sharp (CAN); Patrick Kane (USA); Marian Hossa and Michal Handzus (SVK); Michal Rozsival (CZE); and Niklas Hjalmarsson, Johnny Oduya and Marcus Kruger (SWE). Team Canada wins their second consecutive gold medal, while Team Sweden wins silver. The Blackhawks also tie the NHL lead with six medal-winners.

## FEB. 28, 2014

Blackhawks players and staff hold a special presentation with the USA Warriors hockey team at Soldier Field to announce that the Warriors will be outfitted with new equipment. Each Blackhawks player and hockey staff member donate an unspecified amount, which is then matched by CCM/Reebok, to help provide the Warriors team with all new equipment. Each member of the Warriors receives a team jersey and socks, along with new helmets and gloves.

## MARCH 1, 2014

The Blackhawks host the Pittsburgh Penguins at Soldier Field in the final game of the NHL's Coors Light Stadium Series, recording a 5-1 victory in front of 62,921 fans. Jonathan Toews leads the way offensively with three points (2G, 1A). Kris Versteeg nets his 100th career goal to become the only NHL player to score at Soldier Field, Wrigley Field and the United Center. Patrick Sharp and Bryan Bickell also tally for the Blackhawks, who outshoot the visitors 40-32 in the wintry elements.

# DATES TO REMEMBER



## MARCH 14, 2014

The Blackhawks announce plans to more than double the team's retail space, the Blackhawks Store, transforming it into a two-floor flagship store at one of the most highly-trafficked locations in the city: the intersection of Wacker Drive and Michigan Avenue. The project, conceived by Chipman Design Architecture, will be officially unveiled in fall 2014.

## MARCH 17, 2014

The Blackhawks are selected as a finalist for the 2014 Street & Smith's SportsBusiness Journal and SportsBusiness Daily Professional Sports Team of the Year award.

## MARCH 19, 2014

The Blackhawks post a 4-0 victory over the St. Louis Blues, marking Head Coach Joel Quenneville's 700th career win. Quenneville becomes the third coach in NHL history to reach the 700-win mark and the second fastest behind Scotty Bowman. Prior to the game, the Blackhawks honor Michal Handzus for appearing in his 1,000th career NHL contest.

## MARCH 25, 2014

The Blackhawks clinch a spot in the 2014 Stanley Cup Playoffs, marking the franchise's sixth consecutive postseason berth.

## APRIL 24, 2014

The Blackhawks are named No. 1 on the Bloomberg Businessweek 2014 Smartest Spenders in Sports ranking, which ranks all 122 franchises in the NFL, NBA, NHL and MLB based on how much each organization spent in player payroll for every win during the last five seasons. Additionally, Jonathan Toews is named a finalist for the 2014 Frank J. Selke Trophy, given annually to the forward who best excels in the defensive aspects of the game, marking his second consecutive nomination and third career nod.

## APRIL 28, 2014

Duncan Keith is named a 2014 James Norris Trophy finalist, his second career nomination.

## APRIL 29, 2014

Jonathan Toews is named a finalist for the 2014 Mark Messier NHL Leadership Award, presented by Bridgestone, given annually to the player who exemplifies great leadership qualities on and off the ice during the regular season.

## MAY 15, 2014

The Blackhawks and Chicago's WGN-TV announce a three-year extension of the station's television rights, keeping Blackhawks hockey on "Chicago's Very Own" through the conclusion of the 2018-19 NHL season.

## JUNE 5, 2014

Television play-by-play announcer Pat Foley is selected as the Foster Hewitt Memorial Award winner for outstanding contributions as a hockey broadcaster. He is inducted into the Hockey Hall of Fame in a ceremony on Nov. 17 in Toronto.

## JUNE 18, 2014

Radio play-by-play broadcaster John Wiedeman and color analyst Troy Murray receive top honors in the Chicago Market "Best Radio Play-By-Play" category at the 2014 Illinois Broadcasters Association Silver Dome Awards.

## JUNE 22, 2014

The NHL announces that the Blackhawks will face off against the Washington Capitals in the 2015 NHL Bridgestone Winter Classic on Jan. 1, 2015, at 12 p.m. CT in Washington, D.C. This marks the organization's second Winter Classic appearance and third outdoor game.

## JUNE 24, 2014

Duncan Keith wins his second Norris Trophy at the NHL Awards, held in Las Vegas.

## JULY 9, 2014

The Blackhawks announce that the organization has agreed to terms with Jonathan Toews and Patrick Kane on eight-year contract extensions, which run through the 2022-23 National Hockey League season. A formal press conference is held at the United Center the following week on July 16.

## OCT. 10, 2014

The Blackhawks open their flagship retail store, the Blackhawks Store, at 333 North Michigan Avenue. The project, developed by Wirtz Realty, transformed the landmark building into a 5,000 square-foot, two-story retail location at one of the most highly-trafficked areas in Chicago at the intersection of Wacker Drive and Michigan Avenue.

LEADERSHIP

PLAYERS

2019-20

OPPONENTS

TRADITION

RECORDS

PLAYOFFS

HISTORY

MINORS

MEDIA

# DATES TO REMEMBER

## OCT. 26, 2014

Patrick Kane reaches the 500-point milestone with an assist in a 2-1 win over Ottawa.

## OCT. 30, 2014

Marian Hossa tallies his 1,000th career point with a goal in a 5-4 overtime win at Ottawa, marking his 1,000th NHL appearance.

## JAN. 1, 2015

The Blackhawks fall 3-2 to the Washington Capitals in the 2015 Bridgestone NHL Winter Classic on New Year's Day at Nationals Park in Washington, D.C., marking their third-ever outdoor game, which equals the NHL record for the most appearances. With an assist in the contest, Jonathan Toews sets a league record for outdoor points (26, 3A).

## JAN. 23-25, 2015

The Blackhawks send a league-high five players to the 2015 Honda NHL All-Star Weekend at Nationwide Arena. On Jan. 24, the league announces that the Blackhawks will participate in their record fourth outdoor game, taking on the Minnesota Wild at TCF Bank Stadium in Minneapolis on Feb. 26, 2016. On Jan. 25, Team Toews, which features Jonathan Toews, Corey Crawford and Brent Seabrook, posts a 17-12 victory over Team Foligno, which includes assistant captain Patrick Kane and Duncan Keith.

## FEB. 6, 2015

Joel Quenneville earns his 300th win as Blackhawks bench boss with a 2-1 overtime victory at Winnipeg, 17 days after he coaches his 500th game with the club in a 6-1 win over Arizona.

## MARCH 23, 2015

Jonathan Toews registers his 500th career point with an assist in a 3-1 win at Carolina.

## APRIL 2, 2015

The Blackhawks clinch a spot in the 2015 Stanley Cup Playoffs, marking the franchise's seventh consecutive postseason berth, their first such streak since 1997.

## APRIL 11, 2015

Corey Crawford is named the 2015 Jennings Trophy winner (in conjunction with Montreal's Carey Price) after the Blackhawks allow a league-low 189 goals during the 2014-15 regular season.

## APRIL 22, 2015

Jonathan Toews is named a finalist for the 2015 Selke Trophy, his third career nomination after finishing the regular season with a team-high 66 points and 28 goals.

## MAY 4, 2015

Jonathan Toews is selected by Hall of Famer Mark Messier as one of the three finalists for the 2015 Mark Messier Leadership Award, his second career nomination.

## MAY 19, 2015

The Blackhawks notch a 3-2 triple-overtime victory over Anaheim in Game 2 of the Western Conference Final after Marcus Kruger nets the game-winner at 16:12 of the third overtime period, ending the longest game in franchise history.

## MAY 30, 2015

The Blackhawks are presented with the Clarence Campbell Bowl as Western Conference champions after defeating the Anaheim Ducks 5-3 in Game 7 of the conference final.

## JUNE 15, 2015

The Blackhawks shut out Tampa Bay in Game 6 of the Stanley Cup Final to earn a 2-0 victory at the United Center to claim the franchise's sixth title and first on home ice since 1938. Duncan Keith is unanimously awarded the 2015 Conn Smythe Trophy as playoff MVP after tying a franchise record for points by a defenseman (21) and becoming one of four players to reach the 700-minute mark in a single playoff year since the TOI statistic was introduced in 1998.

## JUNE 18, 2015

An estimated 2 million fans gather downtown, including over 60,000 at Soldier Field, to celebrate the Blackhawks' 2015 Stanley Cup victory. The parade route takes the organization from the United Center to the rally at Soldier Field.

## JUNE 24, 2015

Jonathan Toews wins the Mark Messier Leadership Award, becoming the first player in franchise history to do so.

## JULY 15, 2015

The Blackhawks' #WhatsYourGoal campaign is honored with the Golden Matrix Award for Best Promotional Video at the 2015 Information Display Entertainment Association (IDEA) Conference. Additionally, the Blackhawks Game Operations Department and United Center Scoreboard Operations Department are named the National Hockey League's Best Overall Video Display and are finalists for the Best Special Occasion Video. The Blackhawks Game Operations Department and United Center Scoreboard Operations Department previously received a Golden Matrix Award for Best Overall Video Display in the NHL at the 2008 and 2009 IDEA Conferences.

## JULY 30, 2015

The Blackhawks announce that the organization will build a 125,000 square-foot community training center for youth hockey development programs, recreational leagues and other events, which will also serve as the practice facility for the Blackhawks and visiting NHL teams. The state-of-the-art facility will be located two blocks south of the United Center on a 4-acre site previously housing Malcolm X College. Approximately 94 percent of the proposed facility's utilization will serve the surrounding community, including young adult, youth and community programs.

## SEPT. 26, 2015

The Blackhawks announce an eight-year contract extension with Brent Seabrook, which runs through the end of the 2023-24 season.

## OCT. 17-DEC. 13, 2015

Patrick Kane registers a franchise-record 26-game point streak (16G, 24A), passing Eddie Olczyk and Phil Kessel for the longest streak by a U.S.-born player (previously 18 games). His streak marks the longest streak by an active player and the longest streak since Mats Sundin's 30-game streak in 1992-93.

## DEC. 11, 2015

The NCAA announces that the United Center, in conjunction with the University of Notre Dame, will host the 2017 NCAA Division I Men's Ice Hockey Championship from April 6-8, 2017, marking the first time the event has been held at the United Center.

## DEC. 29, 2015-JAN. 19, 2016

The Blackhawks win 12 consecutive games, setting a club record and tying the league's longest streak of the season; Chicago becomes the 14th team in NHL history to post a winning streak of 12 or more games. During the same span, Corey Crawford registers a career-best nine-game win streak.

## JAN. 14, 2016

The Blackhawks post a 2-1 win over the Montreal Canadiens at Bell Centre to move Joel Quenneville into second place on the NHL's all-time wins list, surpassing Al Arbour.

## FEB. 11, 2016

In a press conference at the United Center featuring Chairman Rocky Wirtz, Commissioner Gary Bettman and Chicago Mayor Rahm Emanuel, it is announced that the Blackhawks and the city of Chicago will host the NHL Draft at the United Center from June 23-24, 2017, marking the first time the organization and city will host the two-day event.

## FEB. 21, 2016

The Blackhawks face off against the Minnesota Wild in the 2016 Coors Light NHL Stadium Series at TCF Bank Stadium, marking the organization's fourth outdoor game. Chicago falls 6-1 in the contest, but Jonathan Toews registers an assist for his league-best sixth point (2G, 4A) in an outdoor game.

LEADERSHIP
PLAYERS
2019-20
OPPONENTS
TRADITION
RECORDS
PLAYOFFS
HISTORY
MINORS
MEDIA

# DATES TO REMEMBER

## MARCH 2, 2016

Seven Blackhawks are named to initial World Cup of Hockey rosters. Artem Anisimov (Russia), Corey Crawford (Canada), Niklas Hjalmarsson (Sweden), Marian Hossa (Europe), Patrick Kane (USA), Duncan Keith (Canada), Artemi Panarin (Russia) and Jonathan Toews (Canada) are all selected to represent their countries. Marcus Kruger (Sweden) and Ville Pokka (Finland) are later added as team rosters were completed, and Michal Kempny (Czech Republic) signs with the club as a free agent after being named. Additionally, Joel Quenneville is named to Team Canada's coaching staff. SVP/GM Stan Bowman is previously selected to serve as the Co-Manager for Team North America.

## MARCH 9, 2016

The NHL announces that the Blackhawks will match up against their Central Division rival St. Louis Blues in the 2017 Bridgestone NHL Winter Classic on Jan. 2, 2017, at Busch Stadium.

## APRIL 3, 2016

Joel Quenneville records his 800th career win with a 6-4 result over Boston.

## APRIL 10, 2016

Patrick Kane wins the 2016 Art Ross Trophy as the league's leading scorer, finishing the 2015-16 regular season with a career-high 106 points (46G, 60A), becoming the first U.S.-born player to lead the league in scoring. He is also the first Blackhawks player to win the award since Stan Mikita captured his fourth Art Ross Trophy award in the 1967-68 season.

## JUNE 15, 2016

Chicago Mayor Rahm Emanuel and Blackhawks Chairman Rocky Wirtz break ground on the organization's new 125,000 square-foot Community Ice Arena on the Near West Side. The state-of-the-art facility will house year-round youth hockey programs, recreational leagues and events, and serve as the practice facility for the organization and visiting NHL teams.

## JUNE 22, 2016

Patrick Kane wins the Hart Memorial Trophy, awarded "to the player adjudged to be the most valuable to his team" as selected by the Professional Hockey Writers Association, becoming Chicago's first Hart Trophy winner since 1967-68 (Stan Mikita). Kane becomes the second American-born player to win the Hart Memorial Trophy, joining Billy Burch, who won the award in 1925—the second year of its existence. The Buffalo, N.Y., native also takes home the Ted Lindsay Award, given to the most outstanding player as selected by the National Hockey League Players Association. Artemi Panarin wins the Calder Memorial Trophy, awarded "to the player selected as the most proficient in his first year of competition in the National Hockey League," as selected by the PHWA.

## OCT. 18, 2016

With his first tally of the season in a 7-4 win over Philadelphia, Marian Hossa becomes the 44th player in NHL history to score 500 career goals.

## JAN. 2, 2017

The Blackhawks participate in their league-record fifth outdoor game, facing off against the St. Louis Blues at Busch Stadium. Michal Kempny tallies the team's lone goal in a 4-1 defeat.

## JAN. 28, 2017

To kick off the NHL's centennial celebration, the league unveils the 100 Greatest NHL Players at a formal event at the NHL All-Star weekend in Los Angeles. Jonathan Toews, Duncan Keith and Patrick Kane, along with Chicago's four Hall of Fame ambassadors (Stan Mikita, Tony Esposito, Denis Savard and Bobby Hull) and all-time Blackhawks greats Max Bentley and Glenn Hall were included in the group. Toews, Keith and Kane were among the six active players honored.

## APRIL 1, 2017

The Blackhawks clinch first seed in the Central Division and claim their 16th division title in franchise history.

## APRIL 6-8, 2017

The United Center plays host to the NCAA Division I Men's Ice Hockey Championship. The University of Denver defeats the University of Minnesota-Duluth 3-2 in the title game. Notre Dame and Harvard are the other two teams in the Frozen Four.

## JUNE 23-24, 2017

Chicago hosts the 2017 NHL Draft, a two-day event that attracts a record weekend crowd of 47,514 fans. Weekend festivities include a Fan Fest in the United Center parking lots, and the team makes nine picks across seven rounds.

## NOVEMBER 16, 2017

The Blackhawks host their first practice at the new MB Ice Arena - Chicago Blackhawks Community Ice Rink just two blocks south of the United Center.

## DECEMBER 11, 2017

In front of dignitaries, team staff and fans, the Chicago Blackhawks hold the official Grand Opening and Ribbon Cutting Ceremony for the MB Ice Arena - Chicago Blackhawks Community Ice Rink.

## DECEMBER 17, 2017

With goals scored by Vinnie Hinostroza and Tommy Wingels at Winnipeg, it marked the first time in franchise history that two Illinois-born players scored for the Blackhawks in the same game.

## JANUARY 20, 2018

Patrick Kane recorded his 800th career point vs. the New York Islanders at the United Center, becoming the fifth player in Blackhawks history to reach that milestone and the 16th American-born player to hit the 800 point plateau.

## MARCH 10, 2018

Joel Quenneville coached in his 1,608th career game, giving him sole possession of second all-time in NHL history.

## MARCH 29, 2018

Brent Seabrook skated in his 1,000th career NHL vs. Winnipeg at the United Center, he became the fifth player in Blackhawks franchise history to surpass the 1,000 game plateau. That same game saw the NHL debuts of forward Dylan Sikura, goaltender Collin Delia and emergency goaltender Scott Foster. It was the first time in Blackhawks history two goaltenders made their NHL debut in the same game.

## JULY 23, 2018

Blackhawks announce that Chris Chelios will rejoin the organization as official team ambassador. Chelios is the first ambassador named to the role since Denis Savard joined the team in October of 2008. Chelios, Savard, Bobby Hull, Stan Mikita and Tony Esposito currently serve in the role.

## AUGUST 7, 2018

The Blackhawks mourn the loss of Stan Mikita who passed away on this date at the age of 78. The Hockey Hall of Famer and Blackhawks Ambassador played his entire 22-year career with Chicago. On August 12, a public viewing is held at the United Center Atrium where fans pay their respects to "Stosh" and the Mikita family.

## OCT. 13, 2018

Blackhawks defenseman Duncan Keith skated in his 1,000th career NHL game vs. St. Louis at the United Center. He became the sixth player in Blackhawks history to surpass the 1,000 games played mark.

## NOV. 4, 2018

The Chicago Blackhawks make a coaching change, relieving Joel Quenneville of his duties and naming Jeremy Colliton the 38th head coach in franchise history. Colliton becomes the youngest current coach in the NHL at 33 and the youngest head coach in Blackhawks history.

LEADERSHIP
PLAYERS
2019-20
OPPONENTS
TRADITION
RECORDS
PLAYOFFS
HISTORY
MINORS
MEDIA



# DATES TO REMEMBER



LEADERSHIP

PLAYERS

2019-20

OPPONENTS

TRADITION

RECORDS

PLAYOFFS

HISTORY

MINORS

MEDIA

## JAN. 1, 2019

At historic Notre Dame Stadium, the Blackhawks and Boston Bruins participated in the 2019 Winter Classic in front of 76,126 fans. Blackhawks goals were scored by Brendan Perlini and Dominik Kahun. Chicago fell to Boston, 4-2.

## JAN. 6 – FEB. 18, 2019

Patrick Kane established a franchise-record 17-game assist streak (28A).

## FEB. 14, 2019

Blackhawks forward Chris Kunitz skated in his 1,000th career NHL vs. New Jersey at the United Center. Kunitz played the majority of his 15-year NHL career with Pittsburgh (5696).

## APRIL 9, 2019

When the numbers 2-3-9-11 were drawn by the NHL Lottery machine, the Chicago Blackhawks beat the odds and moved up ten spots to receive the third selection in the 2019 NHL Draft. The Blackhawks had odds of just 3.1% of moving up and the Blackhawks were able to earn their highest draft position in 12 years. Chicago would go on to select forward Kirby Dach from the Saskatoon Blades.

## MAY 6, 2019

The Chicago Blackhawks practice facility was renamed Fifth Third Arena – Chicago Blackhawks Community Ice Rink as a result of a merger between Fifth Third Bancorp and MB Financial, Inc.

## OCTOBER 4, 2019

In conjunction with the National Hockey League, the Chicago Blackhawks opened the 2019-20 regular-season on October 4 in Prague, Czech Republic against the Philadelphia Flyers at O2 Arena. The Flyers defeated the Blackhawks 4-3 in front of a sellout and a hockey record for the O2 Arena in Prague, 17,463 fans.

## OCTOBER 14, 2019

With a crowd of 21,260 vs. the Edmonton Oilers, the Blackhawks reached their 500th consecutive capacity crowd (436 regular-season games, 64 playoff).

## JANUARY 18, 2020

The NHL announced the Chicago Blackhawks were named the Franchise of the Decade as a part of their "Best of the Decade" Announcements. The Blackhawks won the Stanley Cup in 2010, 2013 and 2015, finished first in the Central Division in 2010, 2013 and 2016 and won the Presidents' Trophy as the NHL team that finished with the most points in 2013, starting that season 21-0-3 before their first regulation loss.

## JANUARY 19, 2020

Patrick Kane recorded his 1,000th career point against Winnipeg, becoming just the fourth Blackhawks player to notch 1,000 points.

## APRIL 27, 2020

Blackhawks Chairman Rocky Wirtz released President and CEO John McDonough from his role and named Danny Wirtz, Rocky's son, interim Vice President and alternate Governor to the NHL.

## NOVEMBER 23, 2020

Kendall Coyne Schofield joins the Chicago Blackhawks as a player development coach and Youth Hockey Growth Specialist, becoming the organization's first-ever female development coach.

## DECEMBER 16, 2020

The Chicago Blackhawks announced a new structure for its executive leadership team, naming Danny Wirtz as Chief Executive Officer, hiring Jaime Faulkner as President of Business Operations, and elevating Stan Bowman to President of Hockey Operations and General Manager.

# HISTORY OF THE BLACKHAWKS

## 1926-27 CHICAGO BLACKHAWKS

19-22-3, 41 POINTS, 3RD AMERICAN DIVISION

GM	DATE	OPPONENT	RESULT	SCORE	RECORD	GM	DATE	OPPONENT	RESULT	SCORE	RECORD
1	11/07	TORONTO	W	4-1	1-0-0	40	03/05	BOSTON	L	1-2 OT	18-20-2
2	11/20	BOSTON	W	5-1	2-0-0	41	03/07	@ PIT Pirates	L	2-6	18-21-2
3	11/24	DETROIT	L	0-1	2-1-0	42	03/09	PIT PIRATES	W	3-2 OT	19-21-2
4	11/27	PIT PIRATES	L	3-5	2-2-0	43	03/22	DETROIT	T	3-3 OT	19-21-3
5	11/30	@ NY Rangers	L	3-4 OT	2-3-0	44	03/25	@ NY Rangers	L	0-4	19-22-3
6	12/01	@ NY Americans	T	2-2 OT	2-3-1						
7	12/04	@ Mtl Maroons	W	5-3	3-3-1						
8	12/07	OTTAWA	L	2-3	3-4-1						
9	12/09	@ Toronto	L	2-5	3-5-1						
10	12/11	@ Montreal	W	3-0	4-5-1						
11	12/15	NY RANGERS	W	6-2	5-5-1						
12	12/18	NY AMERICANS	W	4-2	6-5-1						
13	12/22	MONTREAL	L	1-3	6-6-1						
14	12/25	DETROIT	W	2-0	7-6-1						
15	12/29	MTL MAROONS	W	5-4 OT	8-6-1						
16	01/01	NY RANGERS	L	0-4	8-7-1						
17	01/04	PIT PIRATES	L	1-2	8-8-1						
18	01/08	@ Pit Pirates	W	4-0	9-8-1						
19	01/11	@ Boston	L	3-6	9-9-1						
20	01/16	@ NY Rangers	L	4-5	9-10-1						
21	01/19	TORONTO	W	4-3 OT	10-10-1						
22	01/22	BOSTON	T	2-2 OT	10-10-2						
23	01/27	@ Pit Pirates	L	2-4	10-11-2						
24	01/29	@ Toronto	L	1-6	10-12-2						
25	02/01	@ Detroit	L	3-4 OT	10-13-2						
26	02/03	@ Mtl Maroons	L	0-3	10-14-2						
27	02/05	@ Ottawa	L	1-2	10-15-2						
28	02/09	OTTAWA	W	5-3	11-15-2						
29	02/11	MONTREAL	W	6-1	12-15-2						
30	02/13	@ NY Americans	L	1-2 OT	12-16-2						
31	02/15	@ Boston	L	0-3	12-17-2						
32	02/19	@ Detroit	W	4-1	13-17-2						
33	02/23	NY AMERICANS	W	3-1	14-17-2						
34	02/26	MTL MAROONS	L	1-2 OT	14-18-2						
35	03/01	NY RANGERS	W	3-0	15-18-2						
36	03/03	@ Montreal	L	1-7	15-19-2						
37	03/05	@ Ottawa	W	2-1 OT	16-19-2						
38	03/08	@ Detroit	W	4-1	17-19-2						
39	03/13	@ Boston	W	4-0	18-19-2						

PLAYER	GP	G	A	PTS	PIM	PLAYER	GP	G	A	PTS	PIM
IRVIN, DICK	44	18	18	36	34	LEHMAN, HUGH	44	0	0	0	0
DYE, CECIL	41	25	5	30	14						
HAY, GEORGE	35	14	10	24	12						
MACKAY, MICKEY	34	14	8	22	23						
FRASER, GORDON	44	14	6	20	93						
MCVEIGH, CHARLES	44	12	4	16	17						
WILSON, CULLY	42	8	4	12	42						
RODDEN, EDDIE	19	3	3	6	0						
TRAPP, BOB	44	4	2	6	94						
DUTKOWSKI, DUKE	28	3	2	5	22						
TRAUB, PERCY	42	0	2	2	83						
DORATY, KEN	18	0	0	0	0						
MC FARLANE, GORDON	2	0	0	0	0						
RILEY, JIM	3	0	0	0	0						
TOWNSEND, ART	5	0	0	0	0						

GOALIES	GP	W	L	T	MIN	GA	SO	AVG
LEHMAN, HUGH	44	19	22	3	2,797	116	5	2.49

LEADERSHIP

PLAYERS

2019-20

OPPONENTS

TRADITION

RECORDS

PLAYOFFS

HISTORY

MINORS

MEDIA

# HISTORY OF THE BLACKHAWKS

## 1927-28 CHICAGO BLACKHAWKS

7-34-3, 17 POINTS, 5TH AMERICAN DIVISION

	GM	DATE	OPPONENT	RESULT	SCORE	RECORD	GM	DATE	OPPONENT	RESULT	SCORE	RECORD
LEADERSHIP	1	11/15	@ Boston	T	1-1 OT	0-0-1	38	03/01	@ Mtl Maroons	L	3-6	7-28-3
	2	11/17	@ Mtl Maroons	W	3-2	1-0-1	39	03/03	@ Ottawa	L	1-3	7-29-3
	3	11/19	@ Toronto	L	2-4	1-1-1	40	03/10	@ Pit Pirates	L	2-5	7-30-3
	4	11/23	OTTAWA	L	0-2	1-2-1	41	03/12	PIT PIRATES	L	1-2	7-31-3
PLAYERS	5	11/26	DETROIT	T	0-0 OT	1-2-2	42	03/15	BOSTON	L	1-3	7-32-3
	6	11/30	MONTREAL	L	2-5	1-3-2	43	03/17	DETROIT	L	0-7	7-33-3
	7	12/01	@ Detroit	L	1-3	1-4-2	44	03/21	NY RANGERS	L	1-6	7-34-3
	8	12/03	NY RANGERS	W	4-2	2-4-2						
2019-20	9	12/07	NY AMERICANS	L	1-2	2-5-2						
	10	12/10	BOSTON	L	0-2	2-6-2						
	11	12/14	TORONTO	L	2-4	2-7-2						
	12	12/17	@ Pit Pirates	W	5-2	3-7-2						
OPPONENTS	13	12/18	@ NY Americans	L	0-2	3-8-2						
	14	12/22	@ Montreal	L	2-5	3-9-2						
	15	12/25	@ NY Rangers	L	0-2	3-10-2						
	16	12/28	MTL MAROONS	L	3-4	3-11-2						
TRADITION	17	01/02	TORONTO	L	1-4	3-12-2						
	18	01/04	MONTREAL	L	1-3	3-13-2						
	19	01/08	@ NY Rangers	L	0-5	3-14-2						
	20	01/10	@ Boston	L	1-3	3-15-2						
RECORDS	21	01/12	@ Pit Pirates	L	0-2	3-16-2						
	22	01/16	PIT PIRATES	L	1-2	3-17-2						
	23	01/18	DETROIT	W	2-0	4-17-2						
	24	01/21	BOSTON	T	1-1 OT	4-17-3						
PLAYOFFS	25	01/24	@ Montreal	L	0-10	4-18-3						
	26	01/26	@ Ottawa	L	6-9	4-19-3						
	27	01/28	@ Toronto	L	1-4	4-20-3						
	28	01/29	DETROIT	L	2-4	4-21-3						
HISTORY	29	02/05	@ NY Americans	W	6-0	5-21-3						
	30	02/08	PIT PIRATES	L	1-2	5-22-3						
	31	02/10	MTL MAROONS	L	2-3	5-23-3						
	32	02/12	@ NY Rangers	W	3-0	6-23-3						
MINORS	33	02/14	@ Boston	L	0-1	6-24-3						
	34	02/19	@ Detroit	W	2-1	7-24-3						
	35	02/22	OTTAWA	L	2-3	7-25-3						
	36	02/25	NY RANGERS	L	0-1	7-26-3						
MEDIA	37	02/28	NY AMERICANS	L	1-2	7-27-3						

PLAYER	GP	G	A	PTS	PIM	PLAYER	GP	G	A	PTS	PIM			
KEATS, DUKE	33	14	8	22	52	GRAHAM, TED	20	1	0	1	8			
MACKAY, MICKEY	36	17	4	21	23	LAFRANCE, LEO	15	1	0	1	4			
MCVEIGH, CHARLES	40	6	8	14	10	WASNIE, NICK	14	1	0	1	22			
ARBOUR, TY	33	5	5	10	32	HOFFINGER, VAL	18	0	1	1	18			
WENTWORTH, CY	43	5	5	10	31	RODDEN, EDDIE	8	0	1	1	6			
IRVIN, DICK	12	5	4	9	14	DYE, CECIL	11	0	0	0	0			
DENNENY, CORBETT	18	5	0	5	12	STANLEY, BARNEY	1	0	0	0	0			
BROWNE, CECIL	13	2	0	2	4	GARDINER, CHARLES	40	0	0	0	0			
MCCALMON, EDDIE	23	2	0	2	6	LEHMAN, HUGH	4	0	0	0	0			
FRASER, GORDON	10	1	1	2	10									
MILLER, EARL	22	1	1	2	34									
MORAN, AMBY	23	1	1	2	14									
TAYLOR, RALPH	25	1	1	2	36	GOALIES	GP	W	L	T	MINs	GA	SO	AVG
TRAPP, BOB	38	0	2	2	37	GARDINER, CHARLES	40	6	32	2	2,420	114	3	2.83
						LEHMAN, HUGH	4	1	2	1	250	20	1	4.80



# HISTORY OF THE BLACKHAWKS

## 1928-29 CHICAGO BLACKHAWKS

7-29-8, 22 POINTS, 5TH AMERICAN DIVISION

GM	DATE	OPPONENT	RESULT	SCORE	RECORD	GM	DATE	OPPONENT	RESULT	SCORE	RECORD
1	11/15	@ Toronto	L	0-2	0-1-0	40	03/05	@ Pit Pirates	L	2-3 OT	6-28-6
2	11/17	@ Mtl Maroons	L	2-4	0-2-0	41	03/07	TORONTO*	T	1-1 OT	6-28-7
3	11/20	PIT PIRATES	L	0-2	0-3-0	42	03/10	PIT PIRATES*	W	1-0	7-28-7
4	11/22	NY RANGERS	L	1-2	0-4-0	43	03/12	@ Boston	L	1-11	7-29-7
5	11/25	BOSTON	T	1-1 OT	0-4-1	44	03/14	@ NY Rangers	T	1-1 OT	7-29-8
6	11/29	@ NY Rangers	L	1-2 OT	0-5-1						
7	12/01	@ Pit Pirates	W	3-2	1-5-1	#	Games moved to Detroit due to building conflicts.				
8	12/06	@ Ottawa	L	0-2	1-6-1	##	Bad ice in Chicago on 02/24; game moved to Detroit on 02/23.				
9	12/08	@ Montreal	L	1-2	1-7-1	*	Games moved to Fort Erie, Ontario, due to building conflicts.				
10	12/11	OTTAWA	W	2-1	2-7-1	**	Games moved to Windsor, Ontario, due to building conflicts.				
11	12/16	NY AMERICANS	L	0-1	2-8-1						
12	12/18	MONTREAL	L	0-5	2-9-1						
13	12/25	@ Boston	W	2-1	3-9-1						
14	12/27	@ NY Americans	W	2-0	4-9-1						
15	12/30	@ Detroit	L	1-3	4-10-1						
16	01/01	DETROIT	L	1-2	4-11-1						
17	01/03	TORONTO	L	0-2	4-12-1						
18	01/06	DETROIT	L	1-3	4-13-1						
19	01/08	@ Pit Pirates	L	0-1 OT	4-14-1						
20	01/10	MTL MAROONS	T	1-1 OT	4-14-2						
21	01/13	PIT PIRATES	T	1-1 OT	4-14-3						
22	01/15	@ Montreal	L	0-1	4-15-3						
23	01/17	@ NY Rangers	L	0-1	4-16-3						
24	01/20	BOSTON	L	0-2	4-17-3						
25	01/22	@ Ottawa	T	1-1 OT	4-17-4						
26	01/26	@ Toronto	L	0-2	4-18-4						
27	01/29	@ Boston	L	1-4	4-19-4						
28	01/31	@ Mtl Maroons	L	0-2	4-20-4						
29	02/03	NY RANGERS#	L	2-3	4-21-4						
30	02/05	@ Detroit	W	1-0	5-21-4						
31	02/07	@ NY Americans	L	0-1	5-22-4						
32	02/10	NY AMERICANS*	L	0-1	5-23-4						
33	02/14	MONTREAL*	L	0-1	5-24-4						
34	02/17	BOSTON*	L	0-3	5-25-4						
35	02/21	OTTAWA#	L	0-3	5-26-4						
36	02/23	DETROIT##	T	0-0 OT	5-26-5						
37	02/26	@ Detroit	L	0-3	5-27-5						
38	02/28	NY RANGERS#	T	0-0 OT	5-27-6						
39	03/02	MTL MAROONS**	W	2-1	6-27-6						

PLAYER	GP	G	A	PTS	PIM	PLAYER	GP	G	A	PTS	PIM	
RIPLY, VIC	38	11	2	13	29	TAYLOR, RALPH	38	0	0	0	64	
GOTTSELIG, JOHN	44	5	3	8	24	GARDINER, CHARLES	44	0	0	0	2	
IRVIN, DICK	39	6	1	7	36							
ARBOUT, TY	44	3	4	7	30							
MARCH, HAROLD	35	3	3	6	8							
COUTURE, ROSIE	43	1	3	4	24							
WENTWORTH, CY	44	2	1	3	46							
MILLER, EARL	17	1	1	2	28							
MCKINNON, ALEX	44	1	1	2	54							
KEATS, DUKE	3	0	1	1	0							
LOUGHLIN, CLEM	24	0	1	1	16							
LESIEUR, ART	3	0	0	0	0							
GARDINER, HERB	4	0	0	0	0							
BURNS, BOBBY	7	0	0	0	0							
HOFFINGER, VAL	10	0	0	0	10							

GOALIES	GP	W	L	T	MIN	GA	SO	AVG
GARDINER, CHARLES	44	7	29	8	2,758	85	5	1.85

LEADERSHIP

PLAYERS

2019-20

OPPONENTS

TRADITION

RECORDS

PLAYOFFS

HISTORY

MINORS

MEDIA

21-18-5, 47 POINTS, 2ND AMERICAN DIVISION

296 2020-21 CHICAGO BLACKHAWKS MEDIA GUIDE • BLACKHAWKS.COM

# HISTORY OF THE BLACKHAWKS

## 1930-31 CHICAGO BLACKHAWKS

24-17-3, 51 POINTS, 2ND AMERICAN DIVISION

GM	DATE	OPPONENT	RESULT	SCORE	RECORD	GM	DATE	OPPONENT	RESULT	SCORE	RECORD
1	11/16	NY RANGERS	T	1-1 OT	0-0-1	40	03/12	BOSTON	W	3-2	22-15-3
2	11/20	BOSTON	W	1-0	1-0-1	41	03/15	TORONTO	L	1-2	22-16-3
3	11/23	MONTREAL	W	3-0	2-0-1	42	03/17	@ Phi Quakers	W	4-0	23-16-3
4	11/25	@ Boston	W	4-3 OT	3-0-1	43	03/19	@ Toronto	L	2-8	23-17-3
5	11/27	@ NY Rangers	W	4-0	4-0-1	44	03/22	@ Detroit	W	2-1	24-17-3
6	11/29	@ Ottawa	W	3-0	5-0-1						
7	12/02	@ Mtl Maroons	L	1-2	5-1-1						
8	12/04	NY AMERICANS	W	4-2	6-1-1						
9	12/07	DETROIT	W	3-2	7-1-1						
10	12/09	@ Detroit	L	0-1	7-2-1						
11	12/14	MTL MAROONS	L	0-2	7-3-1						
12	12/16	OTTAWA	W	4-2	8-3-1						
13	12/18	@ Montreal	T	0-0 OT	8-3-2						
14	12/20	@ Toronto	L	1-3	8-4-2						
15	12/23	@ Phi Quakers	W	3-2	9-4-2						
16	12/28	TORONTO	L	2-3	9-5-2						
17	01/01	PHI QUAKERS	W	10-3	10-5-2						
18	01/04	DETROIT	L	1-2	10-6-2						
19	01/06	@ Boston	L	2-5	10-7-2						
20	01/08	@ Phi Quakers	W	4-0	11-7-2						
21	01/11	@ NY Rangers	W	2-0	12-7-2						
22	01/13	@ NY Americans	W	1-0	13-7-2						
23	01/15	BOSTON	W	2-0	14-7-2						
24	01/18	NY RANGERS	W	2-1	15-7-2						
25	01/22	PHI QUAKERS	W	5-2	16-7-2						
26	01/25	MTL MAROONS	L	2-3 OT	16-8-2						
27	02/01	MONTREAL	L	2-4	16-9-2						
28	02/05	PHI QUAKERS	W	6-1	17-9-2						
29	02/08	@ NY Rangers	W	3-2	18-9-2						
30	02/10	@ Boston	L	1-2 OT	18-10-2						
31	02/12	@ Ottawa	W	3-2	19-10-2						
32	02/15	NY RANGERS	L	1-2	19-11-2						
33	02/20	DETROIT	L	4-5 OT	19-12-2						
34	02/22	@ Detroit	T	1-1 OT	19-12-3						
35	02/24	@ Mtl Maroons	L	2-3 OT	19-13-3						
36	03/01	OTTAWA	W	5-0	20-13-3						
37	03/05	NY AMERICANS	W	1-0	21-13-3						
38	03/08	@ NY Americans	L	1-2	21-14-3						
39	03/10	@ Montreal	L	1-2	21-15-3						

PLAYER	GP	G	A	PTS	PIM
GOTTSELIG, JOHN	42	20	12	32	12
COOK, TOM	43	15	14	29	36
INGRAM, FRANK	43	17	4	21	37
COUTURE, ROSIE	44	8	11	19	29
ADAMS, STEWART	35	5	13	18	24
MARCH, HAROLD	44	11	6	17	38
DESIARDINS, VICTOR	39	3	12	15	17
RIPLEY, VIC	37	8	4	12	9
ROMNES, ELWYN	30	5	7	12	10
SOMERS, ART	33	3	6	9	35
WENTWORTH, CY	44	4	4	8	12
MILLER, EARL	19	3	4	7	10
GRAHAM, TED	42	0	7	7	42
ARBOUR, TY	41	3	3	6	12
BOSTROM, HELGE	42	2	2	4	32
DUTKOWSKI, DUKE	26	1	3	4	44
ABEL, CLARENCE	43	0	1	1	43

PLAYER	GP	G	A	PTS	PIM
JENKINS, ROGER	10	0	1	1	2
VOKES, ED	5	0	0	0	0
GARDINER, CHARLES	44	0	0	0	0

GOALIES	GP	W	L	T	MIN	GA	SO	AVG
GARDINER, CHARLES	44	24	17	3	2,710	78	12	1.73

LEADERSHIP

PLAYERS

2019-20

OPPONENTS

TRADITION

RECORDS

PLAYOFFS

HISTORY

MINORS

MEDIA

# HISTORY OF THE BLACKHAWKS

## 1931-32 CHICAGO BLACKHAWKS

18-19-11, 47 POINTS, 2ND AMERICAN DIVISION

	GM	DATE	OPPONENT	RESULT	SCORE	RECORD	GM	DATE	OPPONENT	RESULT	SCORE	RECORD
LEADERSHIP	1	11/12	@ Toronto	W	2-1	1-0-0	38	02/24	MTL MAROONS	W	3-1	14-14-10
	2	11/15	NY AMERICANS	T	1-1 OT	1-0-1	39	02/27	@ Toronto	L	2-4	14-15-10
	3	11/18	TORONTO	T	1-1 OT	1-0-2	40	03/01	@ Mtl Maroons	L	0-1	14-16-10
	4	11/22	MTL MAROONS	W	4-2	2-0-2	41	03/04	NY AMERICANS	W	6-1	15-16-10
PLAYERS	5	11/24	@ NY Rangers	T	1-1 OT	2-0-3	42	03/06	NY RANGERS	W	4-3 OT	16-16-10
	6	11/26	@ Boston	L	0-1	2-1-3	43	03/08	@ NY Rangers	L	1-6	16-17-10
	7	11/29	NY RANGERS	L	0-5	2-2-3	44	03/10	@ Boston	W	3-2	17-17-10
	8	12/02	MONTREAL	W	2-1	3-2-3	45	03/12	@ Montreal	L	0-1	17-18-10
2019-20	9	12/06	@ NY Americans	L	0-2	3-3-3	46	03/16	DETROIT	T	1-1 OT	17-18-11
	10	12/08	@ Montreal	T	1-1 OT	3-3-4	47	03/19	@ Toronto	L	3-11	17-19-11
	11	12/13	BOSTON	L	0-3	3-4-4	48	03/20	BOSTON	W	1-0	18-19-11
	12	12/16	DETROIT	W	4-1 OT	4-4-4						
OPPONENTS	13	12/17	@ Detroit	L	1-4	4-5-4						
	14	12/20	TORONTO	W	1-0 OT	5-5-4						
	15	12/22	@ Mtl Maroons	T	1-1 OT	5-5-5						
	16	12/27	@ NY Rangers	L	1-3	5-6-5						
TRADITION	17	12/29	@ Boston	T	3-3 OT	5-6-6						
	18	01/01	NY AMERICANS	W	3-2	6-6-6						
	19	01/03	NY RANGERS	T	1-1 OT	6-6-7						
	20	01/06	DETROIT	W	4-2	7-6-7						
RECORDS	21	01/10	BOSTON	T	1-1 OT	7-6-8						
	22	01/13	MONTREAL	L	1-2	7-7-8						
	23	01/14	@ Detroit	L	0-2	7-8-8						
	24	01/17	MTL MAROONS	T	3-3 OT	7-8-9						
PLAYOFFS	25	01/19	@ Boston	W	3-2	8-8-9						
	26	01/21	@ NY Americans	W	1-0	9-8-9						
	27	01/23	@ Mtl Maroons	T	3-3 OT	9-8-10						
	28	01/27	DETROIT	W	2-1 OT	10-8-10						
HISTORY	29	01/28	@ Detroit	L	2-4	10-9-10						
	30	01/31	NY RANGERS	L	0-3	10-10-10						
	31	02/03	TORONTO	W	7-0	11-10-10						
	32	02/07	@ NY Rangers	L	0-1	11-11-10						
MINORS	33	02/09	@ NY Americans	W	3-1	12-11-10						
	34	02/11	@ Montreal	L	1-4	12-12-10						
	35	02/14	@ Detroit	L	1-3	12-13-10						
	36	02/17	MONTREAL	L	1-3	12-14-10						
MEDIA	37	02/20	BOSTON	W	2-1	13-14-10						
PLAYER	GP	G	A	PTS	PIM	PLAYER	GP	G	A	PTS	PIM	
GOTTSELIG, JOHN	44	13	16	29	28	MILLER, EARL	8	0	0	0	0	
COOK, TOM	48	12	13	25	28	GARDINER, CHARLES	48	0	0	0	0	
MARCH, HAROLD	48	12	10	22	59	CLUDE, WILF	1	0	0	0	0	
THOMPSON, PAUL	48	8	14	22	38							
RIPLEY, VIC	46	12	6	18	44							
COUTURE, ROSIE	48	9	9	18	8							
WENTWORTH, CY	48	3	10	13	30							
LOWREY, GERRY	48	8	3	11	32							
ABEL, CLARENCE	48	4	3	7	34							
HOLMES, LOUIS	41	2	4	6	8							
BOUCHER, GEORGES	43	1	5	6	54							
ADAMS, STEWART	26	0	5	5	28							
INGRAM, FRANK	19	1	2	3	4							
GRAHAM, TED	48	0	3	3	50							
ROMNES, ELWYN	18	1	0	1	2							
COULTER, ART	13	0	1	1	26							
SHEA, PAT	10	0	1	1	0							
BOSTROM, HELGE	14	0	0	0	6							
GOALIES	GP	W	L	T	MIN	GA	SO	AVG				
GARDINER, CHARLES	48	18	18	11	2,989	92	4	1.85				
CLUDE, WILF	1	0	1	0	41	9	0	13.17				

# HISTORY OF THE BLACKHAWKS

## 1932-33 CHICAGO BLACKHAWKS

16-20-12, 44 POINTS, 4TH AMERICAN DIVISION

GM	DATE	OPPONENT	RESULT	SCORE	RECORD	GM	DATE	OPPONENT	RESULT	SCORE	RECORD
1	11/10	@ Detroit	L	1-3	0-1-0	40	02/26	NY RANGERS	L	1-4	14-16-10
2	11/13	NY AMERICANS	T	1-1 OT	0-1-1	41	03/02	NY AMERICANS	W	3-2	15-16-10
3	11/17	TORONTO	W	3-1	1-1-1	42	03/05	TORONTO	L	1-2	15-17-10
4	11/20	MONTREAL	W	2-1	2-1-1	43	03/07	OTTAWA	W	5-1	16-17-10
5	11/22	@ Boston	L	1-5	2-2-1	44	03/09	@ Ottawa	T	3-3 OT	16-17-11
6	11/24	@ NY Rangers	T	1-1 OT	2-2-2	45	03/11	@ Mtl Maroons	L	2-6	16-18-11
7	11/26	@ Montreal	L	1-2	2-3-2	46	03/14	@ Boston (A)	L	0-1	16-19-11
8	11/29	@ Ottawa	L	1-3	2-4-2	47	03/19	DETROIT	L	2-4	16-20-11
9	12/04	NY RANGERS	W	4-3	3-4-2	48	03/23	@ Toronto	T	2-2 OT	16-20-12
10	12/06	OTTAWA	T	1-1 OT	3-4-3	<p>A The only forfeit in Blackhawks history. With the Blackhawks trailing 3-2, the players refused to return to the ice after their coach, Tom Gorman, was ejected by referee Bill Stewart. Boston was awarded a 1-0 victory by Stewart.</p>					
11	12/08	DETROIT	W	3-1	4-4-3						
12	12/11	MTL MAROONS	T	2-2 OT	4-4-4						
13	12/15	BOSTON	L	0-1	4-5-4						
14	12/18	@ NY Americans	T	0-0 OT	4-5-5						
15	12/22	@ Mtl Maroons	W	4-1	5-5-5						
16	12/24	@ Toronto	W	2-1	6-5-5						
17	12/25	@ Detroit	L	0-4	6-6-5						
18	12/27	TORONTO	L	3-4	6-7-5						
19	01/01	MONTREAL	W	4-1	7-7-5						
20	01/05	BOSTON	T	0-0 OT	7-7-6						
21	01/08	MTL MAROONS	W	4-3	8-7-6						
22	01/10	@ NY Americans	L	1-3	8-8-6						
23	01/12	@ Montreal	L	2-4	8-9-6						
24	01/15	NY RANGERS	L	0-5	8-10-6						
25	01/19	NY AMERICANS	W	6-0	9-10-6						
26	01/22	OTTAWA	W	2-1	10-10-6						
27	01/24	@ Mtl Maroons	L	0-3	10-11-6						
28	01/26	@ NY Rangers	W	3-1	11-11-6						
29	01/29	@ NY Americans	L	0-4	11-12-6						
30	01/31	@ Boston	W	5-1	12-12-6						
31	02/02	@ Ottawa	T	1-1 OT	12-12-7						
32	02/04	@ Toronto	T	2-2 OT	12-12-8						
33	02/05	@ Detroit	L	0-1	12-13-8						
34	02/09	DETROIT	L	1-4	12-14-8						
35	02/12	MONTREAL	W	2-0	13-14-8						
36	02/16	BOSTON	W	2-1	14-14-8						
37	02/19	MTL MAROONS	T	0-0 OT	14-14-9						
38	02/21	@ NY Rangers	T	2-2 OT	14-14-10						
39	02/23	@ Montreal	L	0-2	14-15-10						

PLAYER	GP	G	A	PTS	PIM	PLAYER	GP	G	A	PTS	PIM
THOMPSON, PAUL	48	13	20	33	27	WEIBE, ART	4	0	0	0	0
COOK, TOM	48	12	14	26	30	GARDINER, CHARLES	48	0	0	0	0
GOTTSELIG, JOHN	41	11	11	22	6						
ROMNES, ELWYN	47	10	11	21	2						
MARCH, HAROLD	48	9	11	20	38						
COUTURE, ROSIE	46	10	7	17	26						
MCFADYEN, DON	48	5	10	15	20						
JENKINS, ROGER	46	3	10	13	42						
GRAHAM, TED	47	3	8	11	57						
MACKENZIE, BILL	36	4	4	8	13						
RIPLLEY, VIC	15	2	4	6	8						
COULTER, ART	46	3	2	5	53						
ABLE, CLARENCE	47	0	4	4	63						
BURCH, BILL	22	2	0	2	2						
BOSTROM, HELGE	20	1	0	1	14						
HOLMES, LOUIS	18	0	0	0	0						

GOALIES	GP	W	L	T	MIN	GA	SO	AVG
GARDINER, CHARLES	48	16	20	12	3,010	101	5	2.01

LEADERSHIP
PLAYERS
2019-20
OPPONENTS
TRADITION
RECORDS
PLAYOFFS
HISTORY
MINORS
MEDIA

20-17-11, 51 POINTS, 2ND AMERICAN DIVISION

PLAYER	GP	G	A	PTS	PIM
THOMPSON, PAUL	48	20	16	36	17
GOTTSEIG, JOHN	48	16	14	30	4
ROMNES, ELWYN	47	8	21	29	6
CONACHER, LIONEL	48	9	14	23	87
MARCH, HAROLD	48	4	13	17	26
COOK, TOM	37	5	9	14	15
COUTURE, ROSIE	48	5	8	13	21
LESWICK, JACK	37	1	7	8	16
COLLIER, ART	41	5	2	7	39
SHEPPARD, JOHN	41	3	4	7	4
GOLDSWORTHY, LEROY	27	3	3	6	0
JENKINS, ROGER	48	2	2	4	37
MCFADEEN, DON	43	1	3	4	20
TRUDEL, LOUIS	34	1	3	4	13
KENDALL, BILL	21	3	0	3	0
ABEL, CLARENCE	46	2	1	3	28

PLAYER	GP	G	A	PTS	PIM
DUTKOWSKI, DUKE	5	0	0	0	2
COLLIER, THOMAS	2	0	0	0	0
GARDINER, CHARLES	48	0	0	0	0

GOALIES	GP	W	L	T	MIN	GA	SO	AVG
GARDINER, CHARLES	48	20	17	11	3,050	83	10	1.63

# HISTORY OF THE BLACKHAWKS

## 1934-35 CHICAGO BLACKHAWKS

26-17-5, 57 POINTS, 2ND AMERICAN DIVISION

GM	DATE	OPPONENT	RESULT	SCORE	RECORD	GM	DATE	OPPONENT	RESULT	SCORE	RECORD
1	11/08	@ Stl Eagles	W	3-1	1-0-0	40	02/24	MTL MAROONS	W	6-1	21-15-4
2	11/15	@ Mtl Maroons	W	4-3	2-0-0	41	02/28	@ Detroit	L	1-5	21-16-4
3	11/18	TORONTO	L	0-5	2-1-0	42	03/03	MONTREAL	W	3-0	22-16-4
4	11/22	STL EAGLES	W	1-0	3-1-0	43	03/05	NY AMERICANS	W	5-1	23-16-4
5	11/25	BOSTON	W	4-0	4-1-0	44	03/10	NY RANGERS	T	1-1 OT	23-16-5
6	11/27	@ Boston	W	3-2	5-1-0	45	03/14	DETROIT	L	3-4	23-17-5
7	11/29	@ NY Americans	L	0-2	5-2-0	46	03/16	@ Boston	W	5-2	24-17-5
8	12/02	NY AMERICANS	L	1-2	5-3-0	47	03/17	@ NY Rangers	W	5-2	25-17-5
9	12/09	NY RANGERS	W	4-0	6-3-0	48	03/19	@ Montreal	W	4-2	26-17-5
10	12/11	DETROIT	W	4-0	7-3-0						
11	12/16	MTL MAROONS	W	3-2	8-3-0						
12	12/18	@ Montreal	T	1-1 OT	8-3-1						
13	12/20	@ NY Rangers	W	4-1	9-3-1						
14	12/22	@ Toronto	L	0-1	9-4-1						
15	12/23	MONTREAL	L	1-4	9-5-1						
16	12/25	@ Detroit	W	2-1	10-5-1						
17	12/30	STL EAGLES	T	3-3 OT	10-5-2						
18	01/01	MTL MAROONS	L	1-2 OT	10-6-2						
19	01/05	@ Boston	W	6-0	11-6-2						
20	01/06	@ NY Americans	W	2-1	12-6-2						
21	01/08	DETROIT	L	1-2	12-7-2						
22	01/10	@ Mtl Maroons	L	0-4	12-8-2						
23	01/12	@ Toronto	L	1-5	12-9-2						
24	01/13	BOSTON	T	1-1 OT	12-9-3						
25	01/15	TORONTO	L	2-3	12-10-3						
26	01/17	@ Stl Eagles	W	5-1	13-10-3						
27	01/20	TORONTO	W	2-1	14-10-3						
28	01/22	@ NY Americans	W	2-0	15-10-3						
29	01/24	@ NY Rangers	T	3-3 OT	15-10-4						
30	01/27	STL EAGLES	W	5-3	16-10-4						
31	02/03	NY AMERICANS	W	3-2	17-10-4						
32	02/05	MONTREAL	W	4-1	18-10-4						
33	02/07	@ Stl Eagles	L	0-1 OT	18-11-4						
34	02/10	NY RANGERS	L	1-2	18-12-4						
35	02/12	@ Mtl Maroons	L	0-3	18-13-4						
36	02/14	@ Detroit	W	3-0	19-13-4						
37	02/17	BOSTON	L	1-2	19-14-4						
38	02/21	@ Montreal	W	3-1	20-14-4						
39	02/23	@ Toronto	L	1-4	20-15-4						

PLAYER	GP	G	A	PTS	PIM	PLAYER	GP	G	A	PTS	PIM
THOMPSON, PAUL	48	16	23	39	20	GOLDSWORTHY, LEROY	4	0	0	0	2
GOTTSELIG, JOHN	48	19	18	37	16	KENNY, ERNEST	4	0	0	0	8
MORENZ, HOWIE	48	8	26	34	21	CHABOT, LORNE	48	0	0	0	0
MARCH, HAROLD	48	13	18	31	48						
COOK, TOM	48	12	18	30	33						
ROMNES, ELWYN	35	9	15	24	8						
TRUDEL, LOUIS	47	12	10	22	28						
COUTURE, ROSIE	47	7	8	15	10						
COULTER, ART	48	5	8	13	68						
KENDALL, BILL	47	6	4	10	16						
LEVINSKY, ALEX	23	3	4	7	16						
MCFADEVEN, DON	37	2	5	7	4						
LOCKING, NORMAN	35	2	5	7	19						
BURKE, MARTY	47	2	2	4	29						
WIEBE, ART	42	2	1	3	27						

GOALIES	GP	W	L	T	MINS	GA	SO	AVG
CHABOT, LORNE	48	26	17	5	2,940	88	8	1.80

LEADERSHIP

PLAYERS

2019-20

OPPONENTS

TRADITION

RECORDS

PLAYOFFS

HISTORY

MINORS

MEDIA



# HISTORY OF THE BLACKHAWKS

## 1935-36 CHICAGO BLACKHAWKS

21-19-8, 50 POINTS, 3RD AMERICAN DIVISION

	GM	DATE	OPPONENT	RESULT	SCORE	RECORD	GM	DATE	OPPONENT	RESULT	SCORE	RECORD
LEADERSHIP	1	11/07	NY AMERICANS	W	3-1	1-0-0	38	02/23	TORONTO	W	5-1	18-14-6
	2	11/14	@ Detroit	T	0-0 OT	1-0-1	39	02/25	@ Mtl Maroons	W	2-0	19-14-6
	3	11/17	NY RANGERS	W	3-0	2-0-1	40	02/29	@ Toronto	L	2-4	19-15-6
	4	11/21	TORONTO	W	4-3	3-0-1	41	03/01	NY RANGERS	W	2-1	20-15-6
	5	11/24	MTL MAROONS	W	2-1	4-0-1	42	03/05	BOSTON	T	2-2 OT	20-15-7
PLAYERS	6	11/26	@ Mtl Maroons	L	1-4	4-1-1	43	03/08	MONTREAL	W	2-0	21-15-7
	7	11/28	@ NY Rangers	L	1-2	4-2-1	44	03/12	MTL MAROONS	T	3-3 OT	21-15-8
	8	12/01	MONTREAL	W	1-0	5-2-1	45	03/15	@ Boston	L	0-1	21-16-8
	9	12/03	@ Boston	W	3-1	6-2-1	46	03/17	@ NY Rangers	L	2-4	21-17-8
	10	12/07	@ Toronto	L	1-2 OT	6-3-1	47	03/19	@ Detroit	L	3-5	21-18-8
2019-20	11	12/08	BOSTON	W	1-0	7-3-1	48	03/21	@ Mtl Maroons	L	1-3	21-19-8
	12	12/12	DETROIT	L	1-3	7-4-1						
	13	12/15	@ NY Americans	L	0-3	7-5-1						
	14	12/19	@ Montreal	T	2-2 OT	7-5-2						
	15	12/22	NY AMERICANS	L	2-3 OT	7-6-2						
OPPONENTS	16	12/25	@ Detroit	W	2-0	8-6-2						
	17	12/29	NY RANGERS	W	3-1	9-6-2						
	18	01/01	DETROIT	L	2-4	9-7-2						
	19	01/05	MTL MAROONS	L	2-3	9-8-2						
	20	01/07	@ Boston	L	0-2	9-9-2						
TRADITION	21	01/09	@ NY Americans	W	4-1	10-9-2						
	22	01/12	MONTREAL	L	1-2	10-10-2						
	23	01/16	DETROIT	W	4-1	11-10-2						
	24	01/19	BOSTON	W	2-1	12/10/2						
	25	01/21	@ NY Rangers	W	1-0	13-10-2						
RECORDS	26	01/23	@ Montreal	T	1-1 OT	13-10-3						
	27	01/26	NY RANGERS	W	2-1	14-10-3						
	28	01/30	@ Detroit	W	4-3	15-10-3						
	29	02/01	@ Toronto	L	2-3 OT	15-11-3						
	30	02/02	TORONTO	W	2-0	16-11-3						
PLAYOFFS	31	02/06	DETROIT	L	0-1	16-12-3						
	32	02/09	NY AMERICANS	L	1-4	16-13-3						
	33	02/11	@ Boston	L	1-7	16-14-3						
	34	02/13	NY AMERICANS	T	2-2 OT	16-14-4						
	35	02/16	BOSTON	W	4-2	17-14-4						
HISTORY	36	02/18	@ Montreal	T	3-3 OT	17-14-5						
	37	02/20	@ NY Rangers	T	1-1 OT	17-14-6						
MINORS												
MEDIA												

PLAYER	GP	G	A	PTS	PIM	PLAYER	GP	G	A	PTS	PIM
THOMPSON, PAUL	45	17	23	40	19	COULTER, ART	22	0	1	1	18
ROMMES, ELWYN	48	13	25	38	6	LOCKING, NORMAN	13	0	1	1	7
MARCH, HAROLD	48	16	19	35	42	KARAKAS, MIKE	48	0	0	0	0
GOTTSSELG, JOHN	40	14	15	29	4						
MCFADYEN, DON	48	4	16	20	33						
MORENZ, HOWIE	24	4	10	14	20						
COOK, TOM	47	4	8	12	20						
BRYDSON, GLENN	21	6	3	9	30						
SEIBERT, EARL	26	3	6	9	19						
LEVINSKY, ALEX	48	1	7	8	69						
TRUDEL, LOUIS	47	3	4	7	27						
OUELLETTE, EDDIE	45	3	2	5	11						
LAROCHELLE, WILDOR	27	2	2	4	8						
KENDALL, BILL	22	2	2	4	0						
BURKE, MARTY	48	0	3	3	49						
WIEBE, ART	46	1	0	1	25						

GOALIES	GP	W	L	T	MIN	GA	SO	AVG
KARAKAS, MIKE	48	21	19	8	2,990	92	9	1.85

# HISTORY OF THE BLACKHAWKS

## 1936-37 CHICAGO BLACKHAWKS

14-27-7, 35 POINTS, 4TH AMERICAN DIVISION

GM	DATE	OPPONENT	RESULT	SCORE	RECORD	GM	DATE	OPPONENT	RESULT	SCORE	RECORD
1	11/05	NY AMERICANS	T	1-1 OT	0-0-1	40	02/28	NY RANGERS	W	4-3	11-25-6
2	11/12	@ NY Americans	T	0-0 OT	0-0-2	41	03/02	@ Boston	W	4-2	12-23-6
3	11/14	@ Toronto	L	2-6	0-1-2	42	03/04	@ Montreal	W	5-3	15-23-6
4	11/15	TORONTO	T	1-1 OT	0-1-3	43	03/07	TORONTO	T	2-2 OT	15-25-7
5	11/19	MTL MAROONS	L	0-4	0-2-3	44	03/11	BOSTON	L	2-6	15-24-7
6	11/22	BOSTON	L	1-2	0-3-3	45	03/13	@ Toronto	L	2-3	15-25-7
7	11/24	@ Boston	T	1-1 OT	0-3-4	46	03/16	@ NY Rangers	W	4-3	14-25-7
8	11/26	@ Detroit	W	2-0	1-3-4	47	03/18	@ NY Americans	L	4-9	14-26-7
9	11/29	MONTREAL	L	1-2	1-4-4	48	03/21	@ Boston	L	1-6	14-27-7
10	12/06	NY RANGERS	L	1-2	1-5-4						
11	12/08	@ NY Rangers	T	0-0 OT	1-5-5						
12	12/10	@ Mtl Maroons	L	1-2	1-6-5						
13	12/13	DETROIT	L	1-2 OT	1-7-5						
14	12/20	NY AMERICANS	W	2-1	2-7-5						
15	12/22	@ Montreal	L	1-4	2-8-5						
16	12/25	@ Detroit	T	1-1 OT	2-8-6						
17	12/27	@ NY Rangers	L	0-1	2-9-6						
18	12/29	MONTREAL	W	5-1	3-9-6						
19	01/01	DETROIT	W	4-2	4-9-6						
20	01/03	MTL MAROONS	L	1-3	4-10-6						
21	01/07	BOSTON	L	0-2	4-11-6						
22	01/10	TORONTO	W	2-1	5-11-6						
23	01/12	@ Boston	W	4-2	6-11-6						
24	01/14	@ Mtl Maroons	L	3-7	6-12-6						
25	01/16	@ Toronto	L	2-3 OT	6-13-6						
26	01/17	DETROIT	L	0-2	6-14-6						
27	01/19	@ Detroit	L	2-7	6-15-6						
28	01/21	NY RANGERS	W	2-0	7-15-6						
29	01/24	MONTREAL	L	1-4	7-16-6						
30	01/27	@ NY Americans	W	9-0	8-16-6						
31	01/28	@ Montreal	L	5-6	8-17-6						
32	01/31	MTL MAROONS	L	1-2	8-18-6						
33	02/07	NY AMERICANS	W	5-1	9-18-6						
34	02/11	NY RANGERS	W	5-2	10-18-6						
35	02/14	BOSTON	L	1-2	10-19-6						
36	02/18	@ NY Rangers	L	1-2 OT	10-20-6						
37	02/20	@ Mtl Maroons	L	1-6	10-21-6						
38	02/21	@ Detroit	L	0-6	10-22-6						
39	02/25	DETROIT	L	1-3	10-23-6						

PLAYER	GP	G	A	PTS	PIM	PLAYER	GP	G	A	PTS	PIM			
THOMPSON, PAUL	47	17	18	35	28	LAPRAIRIE, BENJAMIN	7	0	0	0	0			
GOTTSSELIG, JOHN	47	9	21	30	10	BRINK, MILT	5	0	0	0	0			
LAROCHELLE, WILDOR	43	9	10	19	6	SCHAEFFER, PAUL	5	0	0	0	6			
ROMNES, ELWYN	28	4	15	19	2	SUOMI, AL	5	0	0	0	0			
TRUDEL, LOUIS	45	6	12	18	11	KARAKAS, MIKE	48	0	0	0	2			
KELLY, REGIS	29	13	4	17	0									
MARCH, HAROLD	37	11	6	17	31									
PALANGIO, PETE	30	8	9	17	16									
SEIBERT, EARL	43	9	6	15	46									
BRYDSON, GLENN	30	7	7	14	20									
LEVINSKY, ALEX	48	0	8	8	32									
BURKE, MARTY	43	1	3	4	28									
JACKSON, HAROLD	38	1	3	4	6									
KENDALL, BILL	18	3	0	3	8									
KLINGBEIL, IKE	5	1	2	3	2									
BLAIR, ANDY	44	0	3	3	33									
WIERBE, ART	43	0	2	2	6									
COOK, TOM	15	0	2	2	0									
						GOALIES	GP	W	L	T	MIN	GA	SO	AVG
						KARAKAS, MIKE	48	14	27	7	2,978	131	5	2.64

LEADERSHIP

PLAYERS

2019-20

OPPONENTS

TRADITION

RECORDS

PLAYOFFS

HISTORY

MINORS

MEDIA

# HISTORY OF THE BLACKHAWKS

## 1937-38 CHICAGO BLACKHAWKS

14-25-9, 37 POINTS, 3RD AMERICAN DIVISION

	GM	DATE	OPPONENT	RESULT	SCORE	RECORD	GM	DATE	OPPONENT	RESULT	SCORE	RECORD
LEADERSHIP	1	11/04	NY AMERICANS	L	0-3	0-1-0	37	02/15	TORONTO	T	1-1 OT	10-19-8
	2	11/09	@ Montreal	T	2-2 OT	0-1-1	38	02/17	NY AMERICANS	T	3-3 OT	10-19-9
	3	11/11	@ NY Rangers	W	3-1	1-1-1	39	02/20	DETROIT	L	0-1	10-20-9
	4	11/13	@ Toronto	L	3-7	1-2-1	40	02/22	@ Mtl Maroons	W	6-5	11-20-9
PLAYERS	5	11/14	TORONTO	T	3-3 OT	1-2-2	41	02/24	@ NY Rangers	L	3-6	11-21-9
	6	11/18	DETROIT	W	3-1	2-2-2	42	02/27	NY RANGERS	L	1-4	11-22-9
	7	11/21	BOSTON	L	1-2	2-3-2	43	03/03	BOSTON	W	3-2	12-22-9
	8	11/25	@ Detroit	L	1-4	2-4-2	44	03/06	MTL MAROONS	W	7-1	13-22-9
2019-20	9	11/27	@ NY Americans	L	0-4	2-5-2	45	03/10	MONTREAL	W	4-1	14-22-9
	10	11/30	@ Mtl Maroons	L	0-1	2-6-2	46	03/13	@ Detroit	L	1-5	14-23-9
	11	12/02	NY RANGERS	W	2-1	3-6-2	47	03/15	@ NY Americans	L	1-2	14-24-9
	12	12/05	MONTREAL	L	2-3	3-7-2	48	03/20	@ Boston	L	1-6	14-25-9
OPPONENTS	13	12/12	MTL MAROONS	W	3-2	4-7-2						
	14	12/16	DETROIT	W	3-1	5-7-2						
	15	12/19	NY AMERICANS	L	0-1	5-8-2						
	16	12/21	@ Boston	L	1-2	5-9-2						
TRADITION	17	12/26	@ NY Rangers	W	3-1	6-9-2						
	18	12/30	@ Detroit	T	2-2 OT	6-9-3						
	19	01/02	MONTREAL	L	2-4	6-10-3						
	20	01/06	NY RANGERS	L	1-4	6-11-3						
RECORDS	21	01/09	MTL MAROONS	W	1-0	7-11-3						
	22	01/11	@ NY Americans	T	1-1 OT	7-11-4						
	23	01/13	@ Montreal	T	2-2 OT	7-11-5						
	24	01/15	@ Toronto	T	4-4 OT	7-11-6						
PLAYOFFS	25	01/16	TORONTO	L	2-7	7-12-6						
	26	01/18	@ Boston	L	1-5	7-13-6						
	27	01/20	@ Detroit	L	2-4	7-14-6						
	28	01/23	BOSTON	W	3-2	8-14-6						
HISTORY	29	01/27	DETROIT	W	4-3	9-14-6						
	30	01/30	NY RANGERS	T	2-2 OT	9-14-7						
	31	02/01	@ NY Rangers	L	1-6	9-15-7						
	32	02/03	@ Mtl Maroons	L	2-4	9-16-7						
MINORS	33	02/06	BOSTON	L	2-7	9-17-7						
	34	02/08	@ Boston	L	1-3	9-18-7						
	35	02/10	@ Montreal	L	1-2	9-19-7						
	36	02/12	@ Toronto	W	2-1	10-19-7						
MEDIA												
GOALIES												
KARAKAS, MIKE												

# HISTORY OF THE BLACKHAWKS

## 1938-39 CHICAGO BLACKHAWKS

12-28-8, 32 POINTS, 7TH NHL

GM	DATE	OPPONENT	RESULT	SCORE	RECORD	GM	DATE	OPPONENT	RESULT	SCORE	RECORD
1	11/03	NY AMERICANS	W	6-1	1-0-0	40	02/26	BOSTON	L	1-5	11-22-7
2	11/05	@ Toronto	W	2-0	2-0-0	41	03/02	@ NY Rangers	W	3-1	12-22-7
3	11/06	@ Montreal	W	3-2	3-0-0	42	03/04	@ Toronto	T	1-1 OT	12-22-8
4	11/13	MONTREAL	W	4-3	4-0-0	43	03/05	MONTREAL	L	1-2 OT	12-23-8
5	11/17	NY RANGERS	L	0-1	4-1-0	44	03/09	NY RANGERS	L	3-8	12-24-8
6	11/20	TORONTO	T	1-1 OT	4-1-1	45	03/12	NY AMERICANS	L	2-3	12-25-8
7	11/24	@ Detroit	L	2-4	4-2-1	46	03/14	@ Boston	L	2-4	12-26-8
8	11/26	@ NY Americans	L	4-6	4-3-1	47	03/16	@ Montreal	L	1-5	12-27-8
9	11/27	@ NY Rangers	W	1-0	5-3-1	48	03/19	@ Detroit	L	2-3	12-28-8
10	12/01	DETROIT	L	1-4	5-4-1						
11	12/04	BOSTON	L	0-5	5-5-1						
12	12/06	@ Boston	L	0-2	5-6-1						
13	12/10	@ Toronto	L	1-4	5-7-1						
14	12/11	NY AMERICANS	W	4-0	6-7-1						
15	12/15	TORONTO	T	4-4 OT	6-7-2						
16	12/18	NY RANGERS	W	5-0	7-7-2						
17	12/22	DETROIT	T	3-3 OT	7-7-3						
18	12/25	@ NY Americans	L	1-5	7-8-3						
19	12/27	@ Montreal	W	4-1	8-8-3						
20	12/29	@ Detroit	L	1-4	8-9-3						
21	01/01	MONTREAL	L	3-4 OT	8-10-3						
22	01/05	BOSTON	L	1-2	8-11-3						
23	01/08	TORONTO	W	1-0	9-11-3						
24	01/10	@ Boston	L	1-3	9-12-3						
25	01/12	@ NY Rangers	L	0-6	9-13-3						
26	01/14	@ Toronto	L	1-3	9-14-3						
27	01/15	NY RANGERS	T	1-1 OT	9-14-4						
28	01/22	NY AMERICANS	T	1-1 OT	9-14-5						
29	01/26	DETROIT	L	0-1	9-15-5						
30	01/29	MONTREAL	L	0-1	9-16-5						
31	01/31	@ NY Rangers	L	2-3	9-17-5						
32	02/02	@ Montreal	W	4-2	10-17-5						
33	02/05	BOSTON	L	0-3	10-18-5						
34	02/07	@ NY Americans	T	2-2 OT	10-18-6						
35	02/09	@ Detroit	W	4-2	11-18-6						
36	02/16	DETROIT	T	1-1 OT	11-18-7						
37	02/19	TORONTO	L	3-4 OT	11-19-7						
38	02/21	@ Boston	L	2-8	11-20-7						
39	02/23	@ NY Americans	L	1-3	11-21-7						

PLAYER	GP	G	A	PTS	PIM	PLAYER	GP	G	A	PTS	PIM
GOTTSELIG, JOHN	48	16	23	39	15	JENKINS, ROGER	16	1	1	2	2
DESILETS, JOFFRE	48	11	13	24	28	MACKENZIE, BILL	47	1	0	1	36
MARCH, HAROLD	46	10	11	21	29	DEMARCO, SR., AB	2	1	0	1	0
DAHLSTROM, CARL	48	6	14	20	2	KARAKAS, MIKE	48	0	0	0	2
THOMS, BILL	36	6	11	17	18						
ROBINSON, EARL	48	9	6	15	13						
THOMPSON, PAUL	33	5	10	15	33						
SEIBERT, EARL	48	4	11	15	57						
BLINCO, RUSSELL	48	3	12	15	2						
NORTHSCOTT, LAWRENCE	46	5	7	12	9						
GRACIE, BOB	30	4	7	11	27						
COOPER, JOE	17	3	3	6	10						
SHILL, JACK	28	2	4	6	4						
LEVINSKY, ALEX	30	1	3	4	36						
MASON, CHARLIE	13	1	3	4	0						
ROMNES, ELWYN	12	0	4	4	0						
WIEBE, ART	47	1	2	3	24						
BESLER, PHIL	17	1	2	3	14						

GOALIES	GP	W	L	T	MIN	GA	SO	AVG
KARAKAS, MIKE	48	12	28	8	2,998	130	5	2.61

LEADERSHIP
PLAYERS
2019-20
OPPONENTS
TRADITION
RECORDS
PLAYOFFS
HISTORY
MINORS
MEDIA

# HISTORY OF THE BLACKHAWKS

## 1939-40 CHICAGO BLACKHAWKS

23-19-6, 52 POINTS, 4TH NHL

	GM	DATE	OPPONENT	RESULT	SCORE	RECORD	GM	DATE	OPPONENT	RESULT	SCORE	RECORD			
LEADERSHIP	1	11/02	DETROIT	W	3-2	1-0-0	38	02/18	@ NY Americans	T	1-1 OT	16-16-6			
	2	11/05	@ Montreal	L	2-8	1-1-0	39	02/22	MONTREAL	W	10-1	17-16-6			
	3	11/12	NY AMERICANS	W	2-1	2-1-0	40	02/25	BOSTON	W	3-1	18-16-6			
	4	11/14	@ Boston	L	1-3 OT	2-2-0	41	02/27	@ Boston	L	0-6	18-17-6			
PLAYERS	5	11/16	@ NY Rangers	W	3-2	3-2-0	42	02/29	@ NY Rangers	W	2-1	19-17-6			
	6	11/19	BOSTON	L	0-2	3-3-0	43	03/05	NY RANGERS	L	1-2	19-18-6			
	7	11/26	@ Detroit	W	4-2	4-3-0	44	03/07	@ Montreal	W	6-1	20-18-6			
	8	11/30	NY RANGERS	L	2-7	4-4-0	45	03/09	@ Toronto	L	2-5	20-19-6			
2019-20	9	12/02	@ Toronto	T	3-3 OT	4-4-1	46	03/10	TORONTO	W	2-1	21-19-6			
	10	12/03	TORONTO	L	1-3 OT	4-5-1	47	03/15	@ Detroit	W	4-3	22-19-6			
	11	12/07	NY AMERICANS	W	2-1	5-5-1	48	03/17	DETROIT	W	3-1	23-19-6			
	12	12/10	MONTREAL	W	3-2	6-5-1									
OPPONENTS	13	12/12	@ NY Americans	L	0-4	6-6-1									
	14	12/17	BOSTON	L	2-4	6-7-1									
	15	12/21	TORONTO	W	3-1	7-7-1									
	16	12/23	@ NY Rangers	L	1-7	7-8-1									
TRADITION	17	12/25	@ Boston	L	3-6	7-9-1									
	18	12/27	@ NY Americans	L	2-4 OT	7-10-1									
	19	12/30	@ Toronto	L	2-4	7-11-1									
	20	01/01	DETROIT	W	1-0	8-11-1									
RECORDS	21	01/04	TORONTO	W	2-1	9-11-1									
	22	01/07	MONTREAL	L	1-2	9-12-1									
	23	01/09	@ Montreal	W	2-0	10-12-1									
	24	01/11	@ NY Rangers	L	3-5	10-13-1									
PLAYOFFS	25	01/14	NY RANGERS	W	2-1	11-13-1									
	26	01/21	NY AMERICANS	L	1-2	11-14-1									
	27	01/25	BOSTON	T	2-2 OT	11-14-2									
	28	01/26	@ Detroit	T	1-1 OT	11-14-3									
HISTORY	29	01/28	MONTREAL	W	8-1	12-14-3									
	30	01/30	@ Boston	L	0-5	12-15-3									
	31	02/01	@ NY Americans	L	2-5	12-16-3									
	32	02/03	@ Toronto	W	3-2	13-16-3									
MINORS	33	02/04	DETROIT	T	1-1 OT	13-16-4									
	34	02/08	NY AMERICANS	W	3-2	14-16-4									
	35	02/09	@ Detroit	W	3-0	15-16-4									
	36	02/11	NY RANGERS	W	3-0	16-16-4									
MEDIA	37	02/15	@ Montreal	T	1-1 OT	16-16-5									
PLAYER							PLAYER								
GP	G	A	PTS	PIM			GP	G	A	PTS	PIM				
DAHLSTROM, CARL	45	11	19	30	15		MACKENZIE, BILL	19	0	1	1	14			
MARCH, HAROLD	47	9	14	23	49		GOODMAN, PAUL	31	0	0	0	0			
GOTTSSELIG, JOHN	39	8	15	23	7		KARAKAS, MIKE	17	0	0	0	0			
ALLEN, GEORGE	48	10	12	22	26										
CARSE, BILL	48	10	12	22	10										
THOMS, BILL	48	9	13	22	4										
HERGESHEIMER, PHIL	42	9	11	20	6										
BENTLEY, DOUG	39	12	7	19	12										
CUNNINGHAM, LES	37	6	11	17	2										
DESILETS, JOFFRE	26	6	7	13	6										
COOPER, JOE	44	4	8	12	59										
CHAD, JOHN	22	8	3	11	11										
SEIBERT, EARL	37	3	7	10	35										
CARSE, BOB	22	3	5	8	11										
SMITH, DES	26	1	4	5	27										
PORTLAND, JACK	21	1	4	5	22										
DEMARCO, SR., AB	18	0	5	5	17										
WIEBE, ART	42	2	2	4	20										
GOALIES							GOALIES								
GP	W	L	T	MINS	GA	SO	AVG	GP	W	L	T	MINS	GA	SO	AVG
GOODMAN, PAUL	31	16	10	5	1,920	62	4	1.94							
KARAKAS, MIKE	17	7	9	1	1,050	58	0	3.31							

# HISTORY OF THE BLACKHAWKS

## 1940-41 CHICAGO BLACKHAWKS

16-25-7, 39 POINTS, 5TH NHL

GM	DATE	OPPONENT	RESULT	SCORE	RECORD	GM	DATE	OPPONENT	RESULT	SCORE	RECORD
1	11/07	NY AMERICANS	L	0-1	0-1-0	40	02/22	@ Montreal	L	3-7	15-19-6
2	11/10	@ Montreal	W	3-1	1-1-0	41	02/23	@ NY Rangers	L	1-4	15-20-6
3	11/12	@ Boston	W	6-5	2-1-0	42	02/27	DETROIT	W	1-0	16-20-6
4	11/14	@ NY Americans	T	2-2 OT	2-1-1	43	03/02	BOSTON	L	3-4	16-21-6
5	11/17	MONTREAL	T	4-4 OT	2-2-2	44	03/04	@ Boston	L	2-3	16-22-6
6	11/21	BOSTON	L	0-2	2-2-2	45	03/09	NY AMERICANS	T	2-2 OT	16-22-7
7	11/23	@ Toronto	W	1-0	3-2-2	46	03/13	@ Detroit	L	2-3	16-23-7
8	11/24	TORONTO	L	2-4	3-3-2	47	03/15	@ Toronto	L	1-7	16-24-7
9	11/29	@ Detroit	L	1-3	3-4-2	48	03/16	TORONTO	L	0-3	16-25-7
10	12/01	NY RANGERS	W	4-1	4-4-2						
11	12/05	DETROIT	L	1-5	4-5-2						
12	12/08	BOSTON	W	3-2 OT	5-5-2						
13	12/12	@ NY Americans	T	2-2 OT	5-5-3						
14	12/14	@ Toronto	L	1-2	5-6-3						
15	12/15	TORONTO	L	1-4	5-7-3						
16	12/19	MONTREAL	W	2-0	6-7-3						
17	12/22	NY RANGERS	W	3-1 OT	7-7-3						
18	12/25	@ NY Rangers	T	3-3 OT	7-7-4						
19	12/26	@ Montreal	L	5-7	7-8-4						
20	12/29	@ Detroit	L	1-2	7-9-4						
21	01/01	DETROIT	L	1-4	7-10-4						
22	01/05	@ Boston	T	2-2 OT	7-10-5						
23	01/07	@ NY Rangers	W	3-2	8-10-5						
24	01/09	MONTREAL	W	3-1 OT	9-10-5						
25	01/12	DETROIT	W	2-1	10-10-5						
26	01/16	@ Montreal	L	1-5	10-11-5						
27	01/19	BOSTON	T	4-4 OT	10-11-6						
28	01/23	NY AMERICANS	W	3-1	11-11-6						
29	01/26	NY RANGERS	W	4-1	12-11-6						
30	01/28	@ Boston	L	2-3	12-12-6						
31	01/30	@ NY Americans	L	4-5	12-13-6						
32	02/01	@ Toronto	L	1-3	12-14-6						
33	02/02	TORONTO	W	4-1	13-14-6						
34	02/06	@ NY Rangers	L	2-6	13-15-6						
35	02/09	NY RANGERS	L	1-2	13-16-6						
36	02/13	MONTREAL	L	5-6	13-17-6						
37	02/14	@ Detroit	L	1-2	13-18-6						
38	02/16	NY AMERICANS	W	5-4 OT	14-18-6						
39	02/20	@ NY Americans	W	4-2	15-18-6						

PLAYER	GP	G	A	PTS	PIM	PLAYER	GP	G	A	PTS	PIM
THOMS, BILL	47	13	19	32	8	PORTLAND, JACK	5	0	0	0	4
ALLEN, GEORGE	45	14	17	31	22	GOODMAN, PAUL	21	0	0	0	0
BENTLEY, DOUG	47	8	20	28	12	LOPRESTI, SAM	27	0	0	0	0
DAHLSTROM, CARL	42	11	14	25	6						
CHAD, JOHN	45	7	18	25	16						
HERGESHEIMER, PHIL	48	8	16	24	9						
SEIBERT, EARL	46	3	17	20	52						
CARSE, BOB	43	10	8	18	9						
MARCH, HAROLD	44	8	9	17	16						
BENTLEY, MAX	36	7	10	17	6						
CARSE, BILL	32	4	13	17	12						
COOPER, JOE	45	5	5	10	76						
KELLY, REGIS	22	5	3	8	7						
WIERE, ART	45	3	2	5	28						
GOTTSSELIG, JOHN	6	1	4	5	5						
MARIUCCI, JOHN	24	0	5	5	33						
PAPIKE, JOE	9	2	2	4	2						
MACKAY, DAVE	27	3	0	3	28						

GOALIES	GP	W	L	T	MIN	GA	SO	AVG
GOODMAN, PAUL	21	7	10	4	1,320	55	2	2.50
LOPRESTI, SAM	27	9	15	3	1,670	84	1	3.02

LEADERSHIP  
PLAYERS  
2019-20  
OPPONENTS  
TRADITION  
RECORDS  
PLAYOFFS  
HISTORY  
MINORS  
MEDIA

# HISTORY OF THE BLACKHAWKS

## 1941-42 CHICAGO BLACKHAWKS

22-23-3, 47 POINTS, 4TH NHL

	GM	DATE	OPPONENT	RESULT	SCORE	RECORD	GM	DATE	OPPONENT	RESULT	SCORE	RECORD
LEADERSHIP	1	11/06	BROOKLYN	W	1-0	1-0-0	38	02/19	@ Detroit	L	1-6	20-15-3
	2	11/08	@ Montreal	T	2-2 OT	1-0-1	39	02/21	@ Montreal	L	3-5	20-16-3
	3	11/13	@ Brooklyn	W	2-1	2-0-1	40	02/22	@ NY Rangers	L	2-3	20-17-3
	4	11/16	DETROIT	W	3-2	3-0-1	41	02/26	MONTREAL	W	5-4	21-17-3
PLAYERS	5	11/20	BOSTON	W	3-2	4-0-1	42	02/28	@ Toronto	L	2-8	21-18-3
	6	11/22	@ Toronto	L	0-3	4-1-1	43	03/01	TORONTO	L	3-4	21-19-3
	7	11/23	TORONTO	W	3-2	5-1-1	44	03/05	@ Brooklyn	L	1-2	21-20-3
	8	11/25	@ NY Rangers	L	4-5 OT	4-2-1	45	03/08	BROOKLYN	W	6-1	22-20-3
2019-20	9	11/27	@ Detroit	L	1-4	4-3-1	46	03/10	@ Boston	L	1-9	22-21-3
	10	11/30	NY RANGERS	L	1-5	5-4-1	47	03/15	NY RANGERS	L	1-5	22-22-3
	11	12/04	MONTREAL	W	9-2	6-4-1	48	03/19	@ Detroit	L	4-6	22-23-3
	12	12/07	BROOKLYN	W	5-4	7-4-1						
OPPONENTS	13	12/09	@ Boston	T	2-2 OT	7-4-2						
	14	12/14	BOSTON	T	3-3 OT	7-4-3						
	15	12/18	NY RANGERS	W	5-1	8-4-3						
	16	12/20	@ Toronto	W	2-0	9-4-3						
TRADITION	17	12/21	TORONTO	L	0-3	9-5-3						
	18	12/23	@ Brooklyn	L	3-4	9-6-3						
	19	12/25	@ NY Rangers	L	3-4	9-7-3						
	20	12/30	@ Montreal	L	3-5	9-8-3						
RECORDS	21	01/01	DETROIT	L	0-3	9-9-3						
	22	01/06	@ Boston	L	2-3	9-10-3						
	23	01/08	MONTREAL	W	5-1	10-10-3						
	24	01/11	DETROIT	L	0-3	11-10-3						
PLAYOFFS	25	01/15	@ Brooklyn	W	7-4	12-10-3						
	26	01/17	@ Toronto	W	4-2	13-10-3						
	27	01/18	BOSTON	L	3-4	13-11-3						
	28	01/22	BROOKLYN	W	4-2	14-11-3						
HISTORY	29	01/25	TORONTO	W	6-4	15-11-3						
	30	01/29	@ Detroit	L	0-2	15-12-3						
	31	02/01	MONTREAL	L	2-3	15-13-3						
	32	02/03	@ Boston	W	5-3 OT	16-13-3						
MINORS	33	02/05	@ Montreal	W	4-3	17-13-3						
	34	02/08	NY RANGERS	L	3-4	17-14-3						
	35	02/10	@ NY Rangers	W	5-2	18-14-3						
	36	02/12	DETROIT	W	4-2	19-14-3						
MEDIA	37	02/15	BOSTON	W	2-0	20-14-3						
PLAYER	GP	G	A	PTS	PIM	PLAYER	GP	G	A	PTS	PIM	
THOMS, BILL	48	15	30	45	8	TUTEN, AUDLEY	5	1	1	2	10	
MARCH, HAROLD	48	6	26	32	22	PAPKE, JOE	9	1	0	1	0	
BENTLEY, MAX	39	13	17	30	2	PURPUR, CLIFF	8	0	0	0	0	
KALETA, ALEX	48	7	21	28	24	MITCHELL, RED	1	0	0	0	4	
HAMILL, RED	34	18	9	27	31	DICKIE, BILL	1	0	0	0	0	
CARSE, BILL	43	13	14	27	16	LOPRESTI, SAM	47	0	0	0	0	
DAHLSTROM, CARL	34	13	14	27	6							
BENTLEY, DOUG	38	12	14	26	11							
CARSE, BOB	33	7	16	23	10							
SEIBERT, EARL	46	7	14	21	52							
ALLEN, GEORGE	43	7	13	20	31							
COOPER, JOE	47	6	14	20	58							
MOSIENKO, BILL	12	6	8	14	4							
HERGESHEIMER, PHIL	23	3	11	14	2							
MARIUKKI, JOHN	47	5	8	13	64							
WEIRE, ART	44	2	4	6	20							
JOHNSTON, GEORGE	2	2	0	2	0							
STEWART, KEN	6	1	1	2	0							
GOALIES	GP	W	L	T	MINS	GA	SO	AVG				
DICKIE, BILL	1	1	0	0	60	3	0	3.00				
LOPRESTI, SAM	47	21	23	3	2,860	152	3	3.18				

# HISTORY OF THE BLACKHAWKS

## 1942-43 CHICAGO BLACKHAWKS

17-18-15, 49 POINTS, 5TH NHL

GM	DATE	OPPONENT	RESULT	SCORE	RECORD	GM	DATE	OPPONENT	RESULT	SCORE	RECORD
1	11/05	BOSTON	W	5-1	1-0-0	40	02/21	TORONTO	W	5-0	15-14-11
2	11/08	@ Detroit	T	3-3 OT	1-0-1	41	02/23	@ Boston	W	7-5	16-14-11
3	11/10	@ NY Rangers	L	3-5 OT	1-1-1	42	02/25	@ NY Rangers	L	4-7	16-15-11
4	11/12	@ Montreal	L	2-5	1-2-1	43	02/27	@ Toronto	W	4-1	17-15-11
5	11/14	@ Toronto	W	4-3	2-2-1	44	02/28	BOSTON	T	4-4	17-15-12
6	11/15	TORONTO	W	5-4	3-2-1	45	03/06	@ Detroit	L	0-5	17-16-12
7	11/19	DETROIT	W	6-2	4-2-1	46	03/07	DETROIT	T	3-3	17-16-13
8	11/22	MONTREAL	T	3-3	4-2-2	47	03/11	MONTREAL	T	4-4	17-16-14
9	11/24	@ Boston	T	5-5	4-2-3	48	03/13	@ Montreal	T	6-6	17-16-15
10	11/26	NY RANGERS	L	1-2	4-3-3	49	03/14	@ NY Rangers	L	5-7	17-17-15
11	11/29	TORONTO	W	3-2	5-3-3	50	03/18	@ Detroit	L	5-6	17-18-15
12	12/03	NY RANGERS	W	3-1	6-3-3						
13	12/06	MONTREAL	W	5-2	7-3-3						
14	12/08	@ Boston	L	6-9	7-4-3						
15	12/10	@ Toronto	L	2-7	7-5-3						
16	12/13	TORONTO	W	5-2	8-5-3						
17	12/17	DETROIT	L	1-3	8-6-3						
18	12/20	BOSTON	T	4-4	8-6-4						
19	12/25	@ Montreal	T	2-2	8-6-5						
20	12/27	@ Detroit	L	1-6	8-7-5						
21	01/01	NY RANGERS	W	6-5	9-7-5						
22	01/03	@ NY Rangers	T	3-3	9-7-6						
23	01/10	DETROIT	W	2-1	10-7-6						
24	01/12	@ Boston	L	0-3	10-8-6						
25	01/14	@ Montreal	L	1-5	10-9-6						
26	01/16	@ Detroit	T	1-1	10-9-7						
27	01/17	DETROIT	T	2-2	10-9-8						
28	01/21	MONTREAL	T	4-4	10-9-9						
29	01/23	@ Toronto	L	3-5	10-10-9						
30	01/24	BOSTON	W	4-3	11-10-9						
31	01/28	NY RANGERS	W	10-1	12-10-9						
32	01/31	TORONTO	T	3-3	12-10-10						
33	02/02	@ Boston	L	3-5	12-11-10						
34	02/04	@ NY Rangers	T	1-1	12-11-11						
35	02/07	NY RANGERS	W	8-4	13-11-11						
36	02/11	@ Montreal	L	3-5	13-12-11						
37	02/13	@ Toronto	L	2-3	13-13-11						
38	02/14	BOSTON	W	3-2	14-13-11						
39	02/18	MONTREAL	L	4-5	14-14-11						

PLAYER	GP	G	A	PTS	PIM	PLAYER	GP	G	A	PTS	PIM
BENTLEY, DOUG	50	33	40	73	18	MATTE, JOE	12	0	2	2	8
BENTLEY, MAX	47	26	44	70	2	CARBOL, LEO	6	0	1	1	4
HAMILL, RED	50	28	16	44	44	GARDINER, BERT	50	0	0	0	0
THOMS, BILL	46	15	28	43	11						
MARCH, HAROLD	50	7	29	36	46						
CARSE, BOB	46	10	22	32	6						
SEIBERT, EARL	44	5	27	32	48						
PURPUR, CLIFF	50	13	16	29	14						
DAHLSTROM, CARL	38	11	13	24	10						
ALLEN, GEORGE	47	10	14	24	26						
JOHNSTON, GEORGE	30	10	7	17	0						
TUTEN, AUDLEY	34	3	7	10	38						
GOTTSSELG, JOHN	10	2	6	8	22						
WIEBE, ART	33	1	7	8	25						
HERGESHEIMER, PHIL	9	1	3	4	0						
BENTLEY, REG	11	1	2	3	2						
MOSIENKO, BILL	2	2	0	2	0						
MITCHELL, RED	42	1	1	2	47						

GOALIES	GP	W	L	T	MIN	GA	SO	AVG
GARDINER, BERT	50	17	18	15	3,020	180	1	3.58

LEADERSHIP

PLAYERS

2019-20

OPPONENTS

TRADITION

RECORDS

PLAYOFFS

HISTORY

MINORS

MEDIA



# HISTORY OF THE BLACKHAWKS

## 1943-44 CHICAGO BLACKHAWKS

22-23-5, 49 POINTS, 4TH NHL

	GM	DATE	OPPONENT	RESULT	SCORE	RECORD	GM	DATE	OPPONENT	RESULT	SCORE	RECORD
LEADERSHIP	1	10/31	TORONTO	L	1-4	0-1-0	38	02/20	TORONTO	T	0-0	16-18-4
	2	11/04	MONTREAL	L	3-5	0-2-0	39	02/22	@ NY Rangers	W	8-4	17-18-4
	3	11/06	@ NY Rangers	W	4-3		40	02/26	@ Toronto	W	3-2	18-18-4
	4	11/07	@ Montreal	L	1-5	1-3-0	41	02/27	NY RANGERS	W	4-2	19-18-4
	5	11/11	BOSTON	W	6-4	2-3-0	42	03/02	BOSTON	W	4-2	20-18-4
PLAYERS	6	11/13	@ Toronto	W	4-1	3-3-0	43	03/04	@ Detroit	L	2-6	20-19-4
	7	11/14	NY RANGERS	W	10-5	4-3-0	44	03/05	DETROIT	W	6-1	21-19-4
	8	11/18	BOSTON	W	7-3	5-3-0	45	03/09	MONTREAL	L	2-3	21-20-4
	9	11/21	@ Detroit	L	2-5	5-4-0	46	03/12	NY RANGERS	T	4-4	21-20-5
	10	11/25	DETROIT	W	4-3	6-4-0	47	03/14	@ Boston	L	4-6	21-21-5
2019-20	11	11/28	BOSTON	W	5-4	7-4-0	48	03/16	@ Montreal	L	2-3	21-22-5
	12	11/30	@ Boston	L	5-6	7-5-0	49	03/18	@ Detroit	L	3-6	21-23-5
	13	12/02	@ Montreal	L	2-6	7-6-0	50	03/19	DETROIT	W	2-0	22-23-5
	14	12/05	NY RANGERS	W	7-6	8-6-0						
	15	12/12	TORONTO	W	3-2	9-6-0						
OPPONENTS	16	12/14	@ Boston	L	3-4	9-7-0						
	17	12/18	@ Toronto	L	4-8	9-8-0						
	18	12/19	TORONTO	L	2-5	9-9-0						
	19	12/22	DETROIT	W	7-1	10-9-0						
	20	12/25	@ Montreal	L	1-5	10-10-0						
TRADITION	21	12/26	@ NY Rangers	L	6-7	10-11-0						
	22	01/01	MONTREAL	L	0-4	10-12-0						
	23	01/04	@ Boston	L	4-6	10-13-0						
	24	01/06	@ Toronto	L	1-6	10-14-0						
	25	01/09	@ Detroit	L	2-4	10-15-0						
RECORDS	26	01/13	@ NY Rangers	W	5-2	11-15-0						
	27	01/16	MONTREAL	T	1-1	11-15-1						
	28	01/20	@ Detroit	L	3-4	11-16-1						
	29	01/23	TORONTO	W	5-3	12-16-1						
	30	01/27	NY RANGERS	W	6-4	13-16-1						
PLAYOFFS	31	01/29	@ Toronto	W	4-3	14-16-1						
	32	01/30	DETROIT	W	3-2	15-16-1						
	33	02/01	@ Boston	W	2-0	16-16-1						
	34	02/05	@ Montreal	L	1-6	16-17-1						
	35	02/06	@ NY Rangers	T	4-4	16-17-2						
HISTORY	36	02/10	BOSTON	L	4-5	16-18-2						
	37	02/13	MONTREAL	T	2-2	16-18-3						
MINORS												
MEDIA												

PLAYER	GP	G	A	PTS	PIM	PLAYER	GP	G	A	PTS	PIM
BENTLEY, DOUG	50	38	39	77	22	BUTTREY, GORDON	10	0	0	0	0
SMITH, CLINT	50	23	49	72	4	FARRANT, WALT	1	0	0	0	0
MOSIENKO, BILL	50	32	38	70	10	HARMS, JOHN	1	0	0	0	0
DAHLSTROM, CARL	50	20	22	42	8	KARAKAS, MIKE	26	0	0	0	0
ALLEN, GEORGE	45	17	24	41	38	HIGHTON, HEC	24	0	0	0	0
MARCH, HAROLD	48	10	27	37	16						
SEIBERT, EARL	50	8	25	33	40						
GOTTSSELIG, JOHN	46	8	15	23	6						
PURPUR, CLIFF	40	9	10	19	13						
JOHNSON, VIRGIL	49	1	8	9	23						
THOMS, BILL	7	3	5	8	2						
WIERE, ART	23	2	4	6	2						
HEYLIGER, VIC	26	2	3	5	2						
CAMPBELL, DON	17	1	3	4	6						
TOUPIN, JACQUES	8	1	2	3	0						
DYTE, JACK	27	1	0	1	31						
COOPER, JOE	13	1	0	1	17						
GRIGOR, GEORGE	2	1	0	1	0						

GOALIES	GP	W	L	T	MINS	GA	SO	AVG
KARAKAS, MIKE	26	12	9	5	1,560	79	3	3.04
HIGHTON, HEC	24	10	14	0	1,440	108	0	4.50

# HISTORY OF THE BLACKHAWKS

## 1944-45 CHICAGO BLACKHAWKS

13-30-7, 33 POINTS, 5TH NHL

GM	DATE	OPPONENT	RESULT	SCORE	RECORD	GM	DATE	OPPONENT	RESULT	SCORE	RECORD
1	10/29	TORONTO	L	5-11	0-1-0	40	02/21	BOSTON	W	5-0	9-25-6
2	11/01	NY RANGERS	W	8-3	1-1-0	41	02/24	@ Detroit	L	2-4	9-26-6
3	11/05	BOSTON	L	3-6	1-2-0	42	02/25	DETROIT	L	1-3	9-27-6
4	11/09	@ Montreal	L	2-9	1-3-0	43	02/27	@ Toronto	T	3-3	9-27-7
5	11/12	MONTREAL	L	2-4	1-4-0	44	03/01	@ NY Rangers	W	5-3	10-27-7
6	11/14	@ Boston	L	5-7	1-5-0	45	03/04	MONTREAL	W	6-4	11-27-7
7	11/18	@ Toronto	L	4-5	1-6-0	46	03/07	NY RANGERS	W	6-3	12-27-7
8	11/19	TORONTO	L	3-4	1-7-0	47	03/11	@ Boston	L	2-7	12-28-7
9	11/23	NY RANGERS	T	4-4	1-7-1	48	03/15	BOSTON	L	3-5	12-29-7
10	11/25	@ Detroit	L	4-7	1-8-1	49	03/17	@ Montreal	L	3-4	12-30-7
11	11/26	DETROIT	W	6-5	2-8-1	50	03/18	@ Detroit	W	5-3	13-30-7
12	11/30	BOSTON	L	2-7	2-9-1						
13	12/03	MONTREAL	L	1-2	2-10-1						
14	12/10	@ NY Rangers	T	1-1	2-10-2						
15	12/17	DETROIT	W	2-1	3-10-2						
16	12/20	NY RANGERS	L	1-3	3-11-2						
17	12/23	@ Montreal	L	1-2	3-12-2						
18	12/24	@ NY Rangers	T	3-3	3-12-3						
19	12/28	@ Boston	L	1-2	3-13-3						
20	12/30	@ Toronto	L	0-4	3-14-3						
21	12/31	@ Detroit	L	2-6	3-15-3						
22	01/01	DETROIT	L	2-4	3-16-3						
23	01/06	@ Montreal	L	1-10	3-17-3						
24	01/07	@ NY Rangers	T	0-0	3-17-4						
25	01/14	BOSTON	W	4-1	4-17-4						
26	01/17	MONTREAL	L	2-4	4-18-4						
27	01/20	@ Toronto	L	4-8	4-19-4						
28	01/21	TORONTO	W	4-0	5-19-4						
29	01/24	NY RANGERS	L	3-4	5-20-4						
30	01/27	@ Detroit	L	1-5	5-21-4						
31	01/28	DETROIT	L	2-4	5-22-4						
32	01/30	@ Boston	W	5-3	6-22-4						
33	02/01	@ Montreal	T	1-1	6-22-5						
34	02/04	TORONTO	L	3-4	6-23-5						
35	02/10	@ Toronto	W	2-1	7-23-5						
36	02/11	TORONTO	W	2-1	8-23-5						
37	02/13	@ Boston	L	2-3	8-24-5						
38	02/15	@ NY Rangers	L	2-6	8-25-5						
39	02/18	MONTREAL	T	0-0	8-25-6						

PLAYER	GP	G	A	PTS	PIM	PLAYER	GP	G	A	PTS	PIM
MOSENIKO, BILL	50	28	26	54	0	KARAKAS, MIKE	48	0	1	1	0
SMITH, CLINT	50	23	31	54	0	JOHNSON, VIRGIL	2	0	1	1	2
HORECK, PETE	50	20	16	36	44	PAPKE, JOE	2	0	1	1	2
COOPER, JOE	50	4	17	21	50	SIMON, CULLY	28	0	0	0	14
DAHLSTROM, CARL	40	6	13	19	0	BRETTO, JOE	3	0	0	0	4
MCDONALD, BYRON	26	6	13	19	0	GOTTSELIG, JOHN	1	0	0	0	0
GROSSO, DON	22	9	6	15	4	ZUBOROSKY, MARTY	1	0	0	0	2
SEIBERL, EARL	22	7	8	15	13	STEVENS, DOUG	2	0	0	0	0
BRAYSHAW, RUSS	45	5	9	14	24						
HARMS, JOHN	45	5	5	10	21						
MARCH, HAROLD	38	5	5	10	12						
FRASER, HARVEY	21	5	4	9	0						
PURPUR, CLIFF	21	2	7	9	11						
CHECK, LUDE	26	6	2	8	4						
THOMS, BILL	21	2	6	8	8						
MITCHELL, RED	40	3	4	7	16						
FIELD, WILFRED	37	3	4	7	20						
RAMSAY, LES	11	2	2	4	2						

GOALIES	GP	W	L	T	MIN	GA	SO	AVG
KARAKAS, MIKE	48	12	29	7	2,880	187	4	3.90
STEVENS, DOUG	2	1	1	0	120	7	0	3.50

LEADERSHIP
PLAYERS
2019-20
OPPONENTS
TRADITION
RECORDS
PLAYOFFS
HISTORY
MINORS
MEDIA

# HISTORY OF THE BLACKHAWKS

## 1945-46 CHICAGO BLACKHAWKS

23-20-7, 53 POINTS, 3RD NHL

	GM	DATE	OPPONENT	RESULT	SCORE	RECORD	GM	DATE	OPPONENT	RESULT	SCORE	RECORD
LEADERSHIP	1	10/24	@ Boston	W	5-4	1-0-0	38	02/13	MONTREAL	L	1-5	20-14-4
	2	10/27	@ Montreal	L	4-8	1-1-0	39	02/16	@ Detroit	T	3-3	20-14-5
	3	10/31	NY RANGERS	W	5-1	2-1-0	40	02/17	DETROIT	T	2-2	20-14-6
	4	11/04	TORONTO	W	7-4	3-1-0	41	02/20	BOSTON	W	4-3	21-14-6
PLAYERS	5	11/08	@ NY Rangers	W	5-4	4-1-0	42	02/24	NY RANGERS	T	2-2	21-14-7
	6	11/10	@ Toronto	L	2-3	4-2-0	43	03/02	@ Toronto	L	4-9	21-15-7
	7	11/11	TORONTO	W	5-3	5-2-0	44	03/03	BOSTON	W	5-3	22-15-7
	8	11/15	@ Detroit	L	2-5	5-3-0	45	03/06	TORONTO	L	2-5	22-16-7
2019-20	9	11/18	DETROIT	L	3-5	5-4-0	46	03/10	MONTREAL	L	1-3	22-17-7
	10	11/22	NY RANGERS	T	3-3	5-4-1	47	03/13	DETROIT	W	9-4	23-17-7
	11	11/25	MONTREAL	W	5-1	6-4-1	48	03/14	@ Detroit	L	3-7	23-18-7
	12	12/01	@ Toronto	W	8-2	7-4-1	49	03/16	@ Montreal	L	3-6	23-19-7
OPPONENTS	13	12/02	TORONTO	L	3-5	7-5-1	50	03/17	@ Boston	L	3-5	23-20-7
	14	12/05	@ Boston	L	3-6	7-6-1						
	15	12/09	BOSTON	W	8-3	8-6-1						
	16	12/13	@ NY Rangers	W	7-4	9-6-1						
TRADITION	17	12/16	DETROIT	W	6-4	10-6-1						
	18	12/19	MONTREAL	T	4-4	10-6-2						
	19	12/22	@ Detroit	W	6-4	11-6-2						
	20	12/23	DETROIT	T	4-4	11-6-3						
RECORDS	21	12/29	@ Montreal	W	5-4	12-6-3						
	22	12/30	@ NY Rangers	L	2-3	12-7-3						
	23	01/01	TORONTO	W	3-1	13-7-3						
	24	01/05	@ Toronto	W	3-0	14-7-3						
PLAYOFFS	25	01/06	@ Detroit	L	2-3	14-8-3						
	26	01/12	@ Boston	L	3-4	14-9-3						
	27	01/13	@ NY Rangers	L	2-3	14-10-3						
	28	01/16	@ Montreal	W	2-1	15-10-3						
HISTORY	29	01/20	NY RANGERS	W	9-1	16-10-3						
	30	01/23	MONTREAL	W	7-2	17-10-3						
	31	01/26	@ Toronto	L	5-6	17-11-3						
	32	01/27	BOSTON	W	3-1	18-11-3						
MINORS	33	01/30	@ Boston	L	3-4	18-12-3						
	34	02/03	BOSTON	W	3-1	19-12-3						
	35	02/06	NY RANGERS	W	6-2	20-12-3						
	36	02/09	@ Montreal	L	2-6	20-13-3						
MEDIA	37	02/10	@ NY Rangers	T	2-2	20-13-4						
PLAYER	GP	G	A	PTS	PIM	PLAYER	GP	G	A	PTS	PIM	
BENTLEY, MAX	47	31	30	61	6	REISE, JR., LEO	6	0	0	0	6	
SMITH, CLINT	50	26	24	50	2	KARAKAS, MIKE	48	0	0	0	5	
MOSIENKO, BILL	40	18	30	48	12	STEVENSON, DOUG	2	0	0	0	0	
KALETA, ALEX	49	19	27	46	17							
HORECK, PETE	50	20	21	41	34							
BENTLEY, DOUG	36	19	21	40	16							
HAMILL, RED	48	20	17	37	23							
GEE, GEORGE	35	14	15	29	12							
ALLEN, GEORGE	44	11	15	26	16							
GROSSO, DON	46	7	10	17	17							
WARES, EDDIE	46	4	11	15	34							
MARIUCCI, JOHN	50	3	8	11	58							
JOHNSTON, GEORGE	16	5	4	9	2							
COOPER, JOE	50	2	7	9	46							
HAMILTON, REG	48	1	7	8	31							
CHAD, JOHN	13	0	1	1	2							
GOALIES	GP	W	L	T	MINS	GA	SO	AVG				
KARAKAS, MIKE	48	22	19	7	2,880	166	1	3.46				
STEVENSON, DOUG	2	1	1	0	120	12	0	6.00				

# HISTORY OF THE BLACKHAWKS

## 1946-47 CHICAGO BLACKHAWKS

19-37-4, 42 POINTS, 6TH NHL

GM	DATE	OPPONENT	RESULT	SCORE	RECORD	GM	DATE	OPPONENT	RESULT	SCORE	RECORD
1	10/20	@ Boston	T	2-2	0-0-1	40	02/02	BOSTON	W	3-1	13-24-3
2	10/23	@ Detroit	W	6-5	1-0-1	41	02/05	NY RANGERS	L	2-3	13-25-3
3	10/26	@ Toronto	L	1-2	1-1-1	42	02/09	BOSTON	W	6-4	14-25-3
4	10/30	TORONTO	L	2-5	1-2-1	43	02/12	MONTREAL	T	1-1	14-25-4
5	11/03	BOSTON	W	5-3	2-2-1	44	02/15	@ Detroit	L	1-5	14-26-4
6	11/06	NY RANGERS	W	6-2	3-2-1	45	02/16	DETROIT	W	3-2	15-26-4
7	11/07	@ Montreal	L	3-4	3-3-1	46	02/19	TORONTO	W	5-3	16-26-4
8	11/10	TORONTO	L	2-4	3-4-1	47	02/23	BOSTON	L	4-9	16-27-4
9	11/16	@ NY Rangers	W	6-2	4-4-1	48	02/26	@ NY Rangers	W	9-7	17-27-4
10	11/17	@ Detroit	L	2-5	4-5-1	49	02/27	@ Montreal	L	5-6	17-28-4
11	11/20	DETROIT	L	6-8	4-6-1	50	03/02	DETROIT	L	1-3	17-29-4
12	11/24	NY RANGERS	L	1-5	4-7-1	51	03/03	@ NY Rangers	W	9-4	18-29-4
13	11/27	TORONTO	W	5-2	5-7-1	52	03/05	NY RANGERS	L	1-3	18-30-4
14	11/30	@ Toronto	L	0-11	5-8-1	53	03/08	@ Toronto	L	4-12	18-31-4
15	12/01	NY RANGERS	L	1-2	5-9-1	54	03/09	MONTREAL	L	1-4	18-32-4
16	12/03	@ Montreal	L	1-4	5-10-1	55	03/12	BOSTON	L	3-8	19-33-4
17	12/04	DETROIT	T	0-0	5-10-2	56	03/15	@ Detroit	L	3-8	19-34-4
18	12/08	MONTREAL	L	3-5	5-11-2	57	03/16	DETROIT	L	6-10	19-35-4
19	12/11	@ Boston	L	1-4	5-12-2	58	03/19	@ Boston	L	3-7	19-36-4
20	12/15	TORONTO	L	3-4	5-13-2	59	03/22	@ Montreal	W	5-4	19-36-4
21	12/18	DETROIT	W	5-2	6-13-2	60	03/23	@ NY Rangers	L	3-4	19-37-4
22	12/21	@ Toronto	L	1-3	6-14-2						
23	12/22	BOSTON	W	5-1	7-14-2						
24	12/25	@ Boston	W	5-3	8-14-2						
25	12/28	@ Montreal	L	2-8	8-15-2						
26	01/01	MONTREAL	L	2-5	8-16-2						
27	01/05	@ NY Rangers	L	0-9	8-17-2						
28	01/08	@ Toronto	L	4-10	8-18-2						
29	01/09	@ Detroit	W	6-4	9-18-2						
30	01/11	@ Montreal	W	2-1	10-18-2						
31	01/12	MONTREAL	W	3-1	11-18-2						
32	01/15	@ Boston	L	3-6	11-19-2						
33	01/18	@ Boston	L	1-3	11-20-2						
34	01/19	@ NY Rangers	L	3-5	11-21-2						
35	01/22	NY RANGERS	L	2-4	11-22-2						
36	01/23	@ Detroit	L	2-8	11-23-2						
37	01/26	TORONTO	T	6-6	11-23-3						
38	01/28	MONTREAL	L	2-4	11-24-3						
39	02/01	@ Toronto	W	5-4	12-24-3						

PLAYER	GP	G	A	PTS	PIM	PLAYER	GP	G	A	PTS	PIM
BENTLEY, MAX	60	29	43	72	12	FOWLER, TOM	24	0	1	1	18
BENTLEY, DOUG	52	21	34	55	18	DICK, HARRY	12	0	1	1	12
MOSENIKO, BILL	59	25	27	52	2	REISE, JR., LEO	17	0	0	0	13
KALETA, ALEX	57	24	20	44	37	BIBEAULT, PAUL	41	0	0	0	2
HAMILL, RED	60	21	19	40	12	FRANCIS, EMILE	19	0	0	0	0
GEE, GEORGE	60	20	20	40	26						
BROWN, ADAM	42	11	25	36	57						
SMITH, CLINT	52	9	17	26	6						
GADSBY, BILL	48	8	10	18	31						
WARES, EDDIE	60	4	7	11	21						
MARIUCCI, JOHN	52	2	9	11	110						
HORECK, PETE	18	4	6	10	12						
ASHWORTH, FRANK	18	5	4	9	2						
NATRASS, RALPH	35	4	5	9	34						
JACKSON, JACK	48	2	5	7	38						
JOHNSTON, GEORGE	10	3	1	4	0						
BLADE, HANK	18	1	3	4	2						
HAMILTON, REG	10	0	3	3	2						

GOALIES	GP	W	L	T	MIN	GA	SO	AVG
BIBEAULT, PAUL	41	13	25	3	2,460	170	1	4.15
FRANCIS, EMILE	19	6	12	1	1,340	104	0	5.47

LEADERSHIP  
PLAYERS  
2019-20  
OPPONENTS  
TRADITION  
RECORDS  
PLAYOFFS  
HISTORY  
MINORS  
MEDIA

# HISTORY OF THE BLACKHAWKS

## 1947-48 CHICAGO BLACKHAWKS

20-34-6, 46 POINTS, 6TH NHL

LEADERSHIP
PLAYERS
2019-20
OPPONENTS
TRADITION
RECORDS
PLAYOFFS
HISTORY
MINORS
MEDIA

GM	DATE	OPPONENT	RESULT	SCORE	RECORD	GM	DATE	OPPONENT	RESULT	SCORE	RECORD
1	10/15	@ Detroit	L	2-4	0-1-0	38	01/24	@ Toronto	L	1-2	11-25-2
2	10/18	@ Montreal	L	2-4	0-2-0	39	01/25	TORONTO	T	4-4	11-25-3
3	10/25	@ Toronto	L	1-5	0-3-0	40	01/28	NY RANGERS	L	2-3	11-26-3
4	10/26	@ Boston	L	2-3	0-4-0	41	01/31	@ Boston	W	7-4	12-26-3
5	10/29	DETROIT	L	2-5	0-5-0	42	02/01	@ NY Rangers	T	2-2	12-26-4
6	11/02	MONTREAL	L	2-4	0-6-0	43	02/03	DETROIT	L	1-4	12-27-4
7	11/05	BOSTON	L	1-2	0-7-0	44	02/05	@ Montreal	W	7-2	12-27-4
8	11/09	NY RANGERS	W	8-5	1-7-0	45	02/08	NY RANGERS	T	2-2	12-27-5
9	11/12	@ Toronto	W	5-4	2-7-0	46	02/11	@ Boston	W	3-0	14-27-5
10	11/13	@ Montreal	L	2-5	2-8-0	47	02/15	MONTREAL	W	2-1	15-27-5
11	11/15	@ NY Rangers	W	5-3	3-8-0	48	02/18	BOSTON	L	2-4	15-28-5
12	11/16	TORONTO	L	4-5	3-9-0	49	02/22	TORONTO	L	2-3	15-29-5
13	11/19	MONTREAL	T	2-2	3-9-1	50	02/25	@ NY Rangers	W	7-4	16-29-5
14	11/22	@ Detroit	L	5-8	3-10-1	51	02/28	@ Toronto	L	3-4	16-30-5
15	11/23	DETROIT	L	3-9	3-11-1	52	02/29	BOSTON	W	5-1	17-30-5
16	11/26	BOSTON	W	5-3	4-11-1	53	03/03	@ Boston	T	4-4	17-30-6
17	11/30	NY RANGERS	L	2-6	4-12-1	54	03/07	MONTREAL	W	9-3	18-30-6
18	12/03	@ Boston	T	4-4	4-12-2	55	03/09	DETROIT	W	4-1	19-30-6
19	12/06	@ Toronto	L	5-12	4-13-2	56	03/10	@ Detroit	L	2-7	19-31-6
20	12/07	TORONTO	L	2-3	4-14-2	57	03/14	TORONTO	L	0-3	19-32-6
21	12/10	BOSTON	W	6-5	5-14-2	58	03/17	NY RANGERS	L	2-5	19-33-6
22	12/13	@ Detroit	L	3-4	5-15-2	59	03/20	@ Montreal	L	4-7	19-34-6
23	12/14	MONTREAL	L	3-4	5-16-2	60	03/21	@ NY Rangers	W	4-3	20-34-6
24	12/17	DETROIT	L	1-7	5-17-2						
25	12/21	TORONTO	L	1-3	5-18-2						
26	12/23	NY RANGERS	W	7-1	6-18-2						
27	12/25	@ Boston	W	6-1	7-18-2						
28	12/27	@ Montreal	L	1-3	7-19-2						
29	12/31	@ Detroit	L	0-4	7-20-2						
30	01/01	DETROIT	L	1-4	7-21-2						
31	01/04	@ NY Rangers	W	4-1	8-21-2						
32	01/10	@ Toronto	L	4-6	8-22-2						
33	01/11	BOSTON	W	4-1	9-22-2						
34	01/14	@ NY Rangers	L	2-4	9-23-2						
35	01/17	@ Montreal	L	1-3	9-24-2						
36	01/18	@ Detroit	W	5-4	10-24-2						
37	01/21	MONTREAL	W	3-1	11-24-2						

PLAYER	GP	G	A	PTS	PIM	PLAYER	GP	G	A	PTS	PIM
BENTLEY, DOUG	60	20	37	57	16	BLADE, HANK	6	1	0	1	0
STEWART, GAYE	54	26	29	55	74	THOMAS, CY	6	1	0	1	8
POILE, BUD	54	23	29	52	17	BALDWIN, DOUG	5	0	0	0	2
CONACHER, ROY	52	22	27	49	4	MICHALUK, ART	5	0	0	0	0
GEE, GEORGE	60	14	25	39	18	FRANCIS, EMILE	54	0	0	0	6
BODNAR, GIJS	46	13	22	35	23	JACKSON, DOUG	6	0	0	0	0
KALETA, ALEX	52	10	16	26	40						
MOSIENKO, BILL	40	16	9	25	0						
HAMILL, RED	60	11	13	24	18						
DICKENS, ERNIE	54	5	15	20	30						
PRYSTAL, METRO	54	7	11	18	25						
BROWN, ADAM	32	7	10	17	41						
NATRASS, RALPH	60	5	12	17	79						
GADSBY, BILL	60	6	10	16	66						
GOLDHAM, BOB	38	2	9	11	38						
BENTLEY, MAX	6	3	3	6	4						
MARIUCCI, JOHN	51	1	4	5	63						
BUTLER, DICK	7	2	0	2	0						

GOALIES	GP	W	L	T	MINS	GA	SO	AVG
FRANCIS, EMILE	54	19	30	5	3,240	183	1	3.39
JACKSON, DOUG	6	1	4	1	360	42	0	7.00

# HISTORY OF THE BLACKHAWKS

## 1948-49 CHICAGO BLACKHAWKS

21-31-8, 50 POINTS, 5TH NHL

GM	DATE	OPPONENT	RESULT	SCORE	RECORD	GM	DATE	OPPONENT	RESULT	SCORE	RECORD
1	10/13	@ Detroit	L	1-3	0-1-0	44	02/06	NY RANGERS	L	0-2	16-23-5
2	10/16	@ Montreal	L	2-8	0-2-0	45	02/09	@ Boston	L	3-5	16-24-5
3	10/20	@ Boston	L	3-8	0-3-0	46	02/10	@ NY Rangers	W	3-1	17-24-5
4	10/23	@ Toronto	L	1-6	0-4-0	47	02/13	MONTREAL	W	4-3	18-24-5
5	10/28	BOSTON	L	1-5	0-5-0	48	02/16	BOSTON	W	5-1	19-24-5
6	10/31	TORONTO	W	2-1	1-5-0	49	02/20	TORONTO	L	3-4	19-25-5
7	11/07	NY RANGERS	W	4-2	2-5-0	50	02/24	MONTREAL	L	1-3	19-26-5
8	11/10	@ NY Rangers	L	3-4	2-6-0	51	02/26	@ Toronto	T	2-2	19-26-6
9	11/11	@ Montreal	L	1-4	2-7-0	52	02/27	BOSTON	T	2-2	19-26-7
10	11/13	@ Toronto	W	6-3	3-7-0	53	03/02	NY RANGERS	W	5-2	20-26-7
11	11/14	DETROIT	L	1-3	3-8-0	54	03/05	@ Detroit	L	5-6	20-27-7
12	11/17	MONTREAL	W	4-3	4-8-0	55	03/06	DETROIT	L	2-6	20-28-7
13	11/21	TORONTO	T	3-3	4-8-1	56	03/09	MONTREAL	T	2-2	20-28-8
14	11/25	NY RANGERS	W	6-4	5-8-1	57	03/13	TORONTO	L	1-3	20-29-8
15	11/27	@ Detroit	W	5-3	6-8-1	58	03/16	@ Boston	W	4-3	21-29-8
16	11/28	DETROIT	L	6-9	6-9-1	59	03/19	@ Montreal	L	1-5	21-30-8
17	11/30	@ NY Rangers	W	4-2	7-9-1	60	03/20	@ NY Rangers	L	1-5	21-31-8
18	12/01	@ Boston	L	1-5	7-10-1						
19	12/04	@ Toronto	W	6-4	8-10-1						
20	12/05	TORONTO	L	0-2	8-11-1						
21	12/08	BOSTON	W	4-3	9-11-1						
22	12/11	@ Montreal	W	5-2	10-11-1						
23	12/12	MONTREAL	T	4-4	10-11-2						
24	12/15	DETROIT	W	5-1	11-11-2						
25	12/19	BOSTON	W	7-2	12-11-2						
26	12/23	NY RANGERS	L	2-3	12-12-2						
27	12/25	@ Boston	L	1-2	12-13-2						
28	12/26	@ NY Rangers	W	2-1	13-13-2						
29	01/01	DETROIT	W	5-3	14-13-2						
30	01/02	@ Detroit	L	3-5	14-14-2						
31	01/05	@ NY Rangers	L	1-3	14-15-2						
32	01/06	@ Montreal	L	2-7	14-16-2						
33	01/08	@ Toronto	T	3-3	14-16-3						
34	01/09	BOSTON	W	4-2	15-16-3						
35	01/15	@ Montreal	L	1-7	15-17-3						
36	01/16	@ Boston	L	1-3	15-18-3						
37	01/19	@ Detroit	L	1-2	15-19-3						
38	01/23	NY RANGERS	T	2-2	15-19-4						
39	01/26	MONTREAL	L	2-3	15-20-4						
40	01/29	@ Toronto	T	4-4	15-20-5						
41	01/30	TORONTO	W	4-2	16-20-5						
42	02/02	@ Detroit	L	4-6	16-21-5						
43	02/03	DETROIT	L	2-4	16-22-5						

PLAYER	GP	G	A	PTS	PIM	PLAYER	GP	G	A	PTS	PIM
CONACHER, ROY	60	26	42	68	8	GEE, GEORGE	4	0	2	2	4
BENTLEY, DOUG	58	23	43	66	38	POILE, BUD	4	0	0	0	2
CONACHER, JIM	55	25	23	48	41	HENRY, JIM	60	0	0	0	0
BODNAR, GUS	59	19	26	45	14						
MOSIENKO, BILL	60	17	25	42	6						
STEWART, GAYE	54	20	18	38	57						
GUIDOLIN, REP	56	4	17	21	116						
BROWN, ADAM	58	8	12	20	69						
PRYSTAL, METRO	59	12	7	19	19						
NATRASS, RALPH	60	4	10	14	99						
GADSBY, BILL	50	3	10	13	85						
HAMILL, RED	57	8	4	12	16						
GOLDHAM, BOB	60	1	10	11	43						
DICKENS, ERNIE	59	2	3	5	14						
MCCAIG, DOUG	55	1	3	4	60						
OLMSTEAD, BERT	9	0	2	2	4						

GOALIES	GP	W	L	T	MIN	GA	SO	AVG
HENRY, JIM	60	21	31	8	3,600	211	0	3.52

LEADERSHIP

PLAYERS

2019-20

OPPONENTS

TRADITION

RECORDS

PLAYOFFS

HISTORY

MINORS

MEDIA

# HISTORY OF THE BLACKHAWKS

## 1949-50 CHICAGO BLACKHAWKS

22-38-10, 54 POINTS, 6TH NHL

	GM	DATE	OPPONENT	RESULT	SCORE	RECORD	GM	DATE	OPPONENT	RESULT	SCORE	RECORD
LEADERSHIP	1	10/15	@ Montreal	L	0-4	0-1-0	44	01/26	BOSTON	W	5-1	14-22-8
	2	10/15	@ Toronto	T	4-4	0-1-1	45	01/28	@ Toronto	L	1-9	14-23-8
	3	10/19	@ Boston	L	4-7	0-2-1	46	01/29	TORONTO	L	0-4	14-24-8
	4	10/23	@ Detroit	T	3-3	0-2-2	47	02/01	TORONTO	W	3-0	15-24-8
PLAYERS	5	10/25	NY RANGERS	L	1-2	0-3-2	48	02/04	@ Montreal	W	6-2	16-24-8
	6	10/27	DETROIT	L	1-3	0-4-2	49	02/05	MONTREAL	L	3-4	16-25-8
	7	10/29	@ NY Rangers	W	2-0	1-4-2	50	02/08	@ Detroit	L	2-9	16-26-8
	8	10/30	BOSTON	W	10-4	2-4-2	51	02/09	NY RANGERS	L	3-5	16-27-8
2019-20	9	11/02	MONTREAL	W	4-1	3-4-2	52	02/12	TORONTO	T	1-1	16-27-9
	10	11/06	TORONTO	L	2-4	3-5-2	53	02/15	DETROIT	W	3-0	17-27-9
	11	11/09	@ Boston	W	3-1	4-5-2	54	02/19	BOSTON	T	4-4	17-27-10
	12	11/12	@ Toronto	L	0-4	4-6-2	55	02/22	@ NY Rangers	L	0-3	17-28-10
OPPONENTS	13	11/13	MONTREAL	T	0-0	4-6-3	56	02/23	NY RANGERS	L	3-7	17-29-10
	14	11/16	@ Detroit	L	1-4	4-7-3	57	02/26	DETROIT	L	1-4	17-30-10
	15	11/17	BOSTON	W	8-3	5-7-3	58	03/02	MONTREAL	W	5-2	18-30-10
	16	11/20	NY RANGERS	L	2-5	6-7-3	59	03/04	@ Montreal	L	1-3	18-31-10
TRADITION	17	11/24	DETROIT	T	3-3	5-8-4	60	03/05	@ Boston	L	4-11	18-32-10
	18	11/26	@ Detroit	W	7-2	6-8-4	61	03/08	NY RANGERS	L	2-4	18-33-10
	19	11/27	TORONTO	W	6-3	7-8-4	62	03/11	@ Detroit	L	1-5	18-34-10
	20	12/01	BOSTON	W	5-4	8-8-4	63	03/12	DETROIT	L	2-4	18-35-10
RECORDS	21	12/03	@ Boston	L	3-5	8-9-4	64	03/15	TORONTO	W	4-0	19-35-10
	22	12/04	@ NY Rangers	L	0-4	8-10-4	65	03/18	@ Toronto	L	1-2	19-36-10
	23	12/07	@ NY Rangers	L	1-2	8-11-4	66	03/19	BOSTON	L	3-4	19-37-10
	24	12/08	TORONTO	L	1-4	8-12-4	67	03/21	@ NY Rangers	W	6-3	20-37-10
PLAYOFFS	25	12/10	@ Montreal	T	1-1	8-12-5	68	03/22	@ Boston	W	7-5	21-37-10
	26	12/11	MONTREAL	L	0-3	8-13-5	69	03/25	@ Montreal	L	0-4	21-38-10
	27	12/14	NY RANGERS	W	5-3	9-13-5	70	03/26	@ Detroit	W	5-4	22-38-10
	28	12/17	@ Toronto	W	7-1	10-13-5						
HISTORY	29	12/18	DETROIT	L	3-5	10-14-5						
	30	12/21	BOSTON	L	1-4	10-15-5						
	31	12/25	@ Boston	T	4-4	10-15-6						
	32	12/28	@ NY Rangers	L	2-5	10-16-6						
MINORS	33	12/31	@ Montreal	L	2-3	10-17-6						
	34	01/01	MONTREAL	W	5-1	11-17-6						
	35	01/04	@ Toronto	T	4-4	11-17-7						
	36	01/07	@ Toronto	L	2-5	11-18-7						
MEDIA	37	01/08	@ NY Rangers	T	1-1	11-18-8						
	38	01/10	MONTREAL	L	3-7	11-19-8						
	39	01/14	@ Montreal	L	0-3	11-20-8						
	40	01/15	@ Boston	W	5-1	12-20-8						
	41	01/18	DETROIT	L	4-5	12-21-8						
	42	01/21	@ Detroit	L	3-5	12-22-8						
	43	01/22	NY RANGERS	W	4-3	13-22-8						

PLAYER	GP	G	A	PTS	PIM	PLAYER	GP	G	A	PTS	PIM
CONACHER, ROY	70	25	31	56	16	STASIUK, VIC	17	1	1	2	2
BENTLEY, DOUG	63	20	33	53	28	LEIER, ED	5	0	1	1	0
PRYSTAL, METRO	65	29	22	51	31	MILLER, JACK	6	0	0	0	0
GUIDOLINI, BEP	70	17	34	51	42	BEDARD, JIM	5	0	0	0	2
OLMSTEAD, BERT	70	20	29	49	40	BRIMSEK, FRANK	70	0	0	0	2
MOSENIKO, BILL	69	18	28	46	10						
STEWART, GAYE	70	24	19	43	41						
BOONAR, GUS	70	11	28	39	6						
GADESBY, BILL	70	10	25	35	138						
CONACHER, JIM	66	13	20	33	14						
NATRASS, RALPH	68	5	11	16	96						
DICKENS, ERNIE	70	0	13	13	22						
GOLDHAM, BOB	67	2	10	12	57						
HAMILL, RED	59	6	2	8	6						
BROWN, ADAM	25	2	2	4	16						
MCCAIG, DOUG	62	0	4	4	49						

GOALIES	GP	W	L	T	MIN	GA	SO	AVG
BRIMSEK, FRANK	70	22	38	10	4,200	244	5	3.49

# HISTORY OF THE BLACKHAWKS

## 1950-51 CHICAGO BLACKHAWKS

13-47-10, 36 POINTS, 6TH NHL

GM	DATE	OPPONENT	RESULT	SCORE	RECORD	GM	DATE	OPPONENT	RESULT	SCORE	RECORD
1	10/12	@ Montreal	T	3-3	0-0-1	44	01/21	MONTREAL	L	2-3	11-24-9
2	10/14	@ Toronto	W	2-1	1-0-1	45	01/23	DETROIT	L	2-8	11-25-9
3	10/15	NY RANGERS	L	2-3	1-1-1	46	01/25	NY RANGERS	L	1-2	11-26-9
4	10/22	TORONTO	L	3-5	1-2-1	47	01/27	@ Montreal	L	2-4	11-27-9
5	10/26	MONTREAL	W	5-1	2-2-1	48	01/28	TORONTO	L	3-4	11-28-9
6	10/28	@ Detroit	L	1-3	2-3-1	49	02/01	BOSTON	W	5-2	12-28-9
7	10/29	TORONTO	T	3-3	2-3-2	50	02/03	@ Toronto	L	3-6	12-29-9
8	11/02	BOSTON	W	5-2	3-3-2	51	02/04	NY RANGERS	T	4-4	12-29-10
9	11/05	NY RANGERS	W	3-1	4-3-2	52	02/07	@ Detroit	L	3-11	12-30-10
10	11/09	MONTREAL	W	2-1	5-3-2	53	02/08	DETROIT	L	3-4	12-31-10
11	11/11	@ Boston	W	4-2	6-3-2	54	02/11	TORONTO	L	3-5	12-32-10
12	11/12	@ NY Rangers	W	4-1	7-3-2	55	02/14	@ NY Rangers	L	1-5	12-33-10
13	11/16	DETROIT	L	1-5	7-4-2	56	02/15	NY RANGERS	L	3-7	12-34-10
14	11/18	@ Montreal	L	2-3	7-5-2	57	02/18	BOSTON	L	3-7	12-35-10
15	11/19	MONTREAL	L	0-3	7-6-2	58	02/22	MONTREAL	W	3-2	13-35-10
16	11/22	@ Toronto	L	2-5	7-7-2	59	02/25	BOSTON	L	2-3	13-36-10
17	11/23	BOSTON	W	4-1	8-7-2	60	03/01	NY RANGERS	L	1-4	13-37-10
18	11/25	@ Detroit	L	1-4	8-8-2	61	03/03	@ Toronto	L	0-3	13-38-10
19	11/26	DETROIT	W	5-0	9-8-2	62	03/04	@ Boston	L	2-10	13-39-10
20	11/29	@ NY Rangers	T	1-1	9-8-3	63	03/07	@ NY Rangers	L	1-3	13-40-10
21	12/02	@ Toronto	T	0-0	9-8-4	64	03/10	@ Montreal	L	2-12	13-41-10
22	12/03	TORONTO	T	3-3	9-8-5	65	03/11	DETROIT	L	0-7	13-42-10
23	12/06	@ Boston	L	4-5	9-9-5	66	03/15	TORONTO	L	3-5	13-43-10
24	12/09	@ Montreal	W	5-0	10-9-5	67	03/17	@ Detroit	L	2-8	13-44-10
25	12/10	NY RANGERS	T	3-3	10-9-6	68	03/18	DETROIT	L	3-4	13-45-10
26	12/14	TORONTO	L	1-7	10-10-6	69	03/21	@ Boston	L	5-6	13-46-10
27	12/16	@ Toronto	W	3-2	11-10-6	70	03/25	@ NY Rangers	L	2-5	13-47-10
28	12/17	MONTREAL	L	3-7	11-11-6						
29	12/19	@ Detroit	L	1-6	11-12-6						
30	12/21	BOSTON	L	1-3	11-13-6						
31	12/24	@ NY Rangers	L	1-6	11-14-6						
32	12/25	@ Boston	L	4-7	11-15-6						
33	12/27	@ Boston	T	4-4	11-15-7						
34	12/30	@ Montreal	L	3-4	11-16-7						
35	01/01	MONTREAL	T	3-3	11-16-8						
36	01/04	@ Detroit	L	0-1	11-17-8						
37	01/07	@ NY Rangers	L	2-3	11-18-8						
38	01/09	BOSTON	L	4-5	11-19-8						
39	01/11	@ Montreal	L	1-4	11-20-8						
40	01/13	@ Toronto	T	3-3	11-20-9						
41	01/14	@ Boston	L	1-5	11-21-9						
42	01/17	DETROIT	L	2-4	11-22-9						
43	01/18	@ Detroit	L	2-3	11-23-9						

PLAYER	GP	G	A	PTS	PIM	PLAYER	GP	G	A	PTS	PIM
CONACHER, ROY	70	26	24	50	14	CORLUN, HUGH	31	0	3	3	33
BARANDO, PETE	70	18	19	37	36	LEIER, ED	11	2	0	2	2
CONACHER, JIM	52	10	27	37	16	BEDARD, JIM	17	1	1	2	6
MOSENIKO, BILL	65	21	15	36	18	STEWART, JACK	26	0	2	2	49
GUDDOLIN, BEP	69	12	22	34	56	HUCUL, FRED	3	1	0	1	2
BENTLEY, DOUG	44	9	23	32	20	MILLER, JACK	11	0	0	0	4
BROWN, ADAM	53	10	12	22	61	FIELDER, GUY	3	0	0	0	0
POWELL, RAY	31	7	15	22	2	HAMILL, RED	2	0	0	0	0
MORRISON, DON	59	8	12	20	6	SMITH, GLEN	2	0	0	0	0
BOONAR, GUS	44	8	12	20	8	MICHALUK, JOHN	1	0	0	0	0
DEWSBURY, AL	67	5	14	19	79	LUMLEY, HARRY	64	0	0	0	4
LUNDY, PAT	61	9	9	18	9	PELLETIER, MARCEL	6	0	0	0	2
FOGOLIN, LEE	37	3	10	13	63	ALMAS, RALPH	1	0	0	0	0
BLACK, STEVE	39	4	6	10	22						
GADSBY, BILL	25	3	7	10	32						
DICKENS, ERNIE	70	2	8	10	20						
STASIUK, VIC	21	5	3	8	6						
MCCAIG, DOUG	54	2	5	7	29						
FASHWAY, GORDON	13	3	2	5	14						
OLMSTED, BERT	15	2	1	3	0						

GOALIES	GP	W	L	T	MIN	GA	SO	AVG
LUMLEY, HARRY	64	12	41	10	3,785	245	3	3.88
PELLETIER, MARCEL	6	1	5	0	355	28	0	4.73
ALMAS, RALPH	1	0	1	0	60	5	0	5.00

LEADERSHIP
PLAYERS
2019-20
OPPONENTS
TRADITION
RECORDS
PLAYOFFS
HISTORY
MINORS
MEDIA



# HISTORY OF THE BLACKHAWKS

## 1951-52 CHICAGO BLACKHAWKS

17-44-9, 43 POINTS, 6TH NHL

	GM	DATE	OPPONENT	RESULT	SCORE	RECORD	GM	DATE	OPPONENT	RESULT	SCORE	RECORD
LEADERSHIP	1	10/11	@ Montreal	L	2-4	0-1-0	44	01/24	MONTREAL	L	1-4	12-28-4
	2	10/13	@ Toronto	W	3-1	1-1-0	45	01/26	@ Detroit	W	3-2	13-28-4
	3	10/14	NY RANGERS	W	3-2	2-1-0	46	01/27	DETROIT	L	0-2	13-29-4
	4	10/18	DETROIT	L	1-6	2-2-0	47	01/31	BOSTON	T	0-0	13-29-5
PLAYERS	5	10/21	TORONTO	T	1-1	2-2-1	48	02/03	TORONTO	W	3-1	14-29-5
	6	10/25	MONTREAL	T	2-2	2-2-2	49	02/05	@ Boston	L	0-5	14-30-5
	7	10/28	BOSTON	L	0-2	2-3-2	50	02/07	NY RANGERS	L	1-3	14-31-5
	8	11/01	NY RANGERS	W	4-2	3-3-2	51	02/10	MONTREAL	L	2-3	14-32-5
2019-20	9	11/04	BOSTON	L	2-4	3-4-2	52	02/14	DETROIT	L	2-3	14-33-5
	10	11/07	@ Toronto	L	0-1	3-5-2	53	02/16	@ Toronto	T	2-2	14-33-6
	11	11/08	TORONTO	L	1-3	3-6-2	54	02/17	BOSTON	L	2-5	14-34-6
	12	11/10	@ Montreal	L	2-4	3-7-2	55	02/21	TORONTO	W	5-1	15-34-6
OPPONENTS	13	11/11	@ NY Rangers	L	2-3	3-8-2	56	02/23	@ Montreal	L	0-7	15-35-6
	14	11/13	@ Boston	W	3-1	4-8-2	57	02/24	DETROIT	L	1-2	15-36-6
	15	11/15	@ Detroit	L	1-3	4-9-2	58	02/28	NY RANGERS	T	2-2	15-36-7
	16	11/18	TORONTO	W	1-0	5-9-2	59	03/02	MONTREAL	L	4-6	15-37-7
TRADITION	17	11/21	@ Toronto	L	1-5	5-10-2	60	03/03	@ Detroit	L	2-3	15-38-7
	18	11/22	MONTREAL	W	5-1	6-10-2	61	03/06	NY RANGERS	L	3-5	15-39-7
	19	11/24	@ Detroit	W	6-2	7-10-2	62	03/08	@ Montreal	T	4-4	15-39-8
	20	11/25	DETROIT	L	2-5	7-11-2	63	03/09	@ Boston	L	2-4	15-40-8
RECORDS	21	11/28	@ NY Rangers	L	3-6	7-12-2	64	03/12	@ NY Rangers	L	2-10	15-41-8
	22	12/01	@ Montreal	L	2-4	7-13-2	65	03/15	BOSTON	T	3-3	15-41-9
	23	12/02	NY RANGERS	W	6-4	8-13-2	66	03/15	@ Detroit	L	1-6	15-42-9
	24	12/04	@ Boston	L	1-3	8-14-2	67	03/16	DETROIT	L	0-4	15-43-9
PLAYOFFS	25	12/08	@ Toronto	L	1-3	8-15-2	68	03/18	@ Boston	L	0-4	15-44-9
	26	12/09	BOSTON	W	4-3	9-15-2	69	03/22	@ Toronto	W	3-2	16-44-9
	27	12/13	MONTREAL	T	1-1	9-15-3	70	03/23	@ NY Rangers	W	7-6	17-44-9
	28	12/15	@ Detroit	L	0-3	9-16-3						
HISTORY	29	12/16	TORONTO	W	4-3	10-16-3						
	30	12/20	DETROIT	L	4-6	10-17-3						
	31	12/22	@ Montreal	L	1-5	10-18-3						
	32	12/23	@ NY Rangers	L	2-3	10-19-3						
MINORS	33	12/25	@ Boston	W	6-2	11-19-3						
	34	12/29	@ Detroit	L	1-3	11-20-3						
	35	01/01	MONTREAL	L	0-3	11-21-3						
	36	01/05	@ Toronto	L	1-2	11-22-3						
MEDIA	37	01/06	@ NY Rangers	L	2-3	11-23-3						
	38	01/08	BOSTON	L	2-7	11-24-3						
	39	01/12	@ Montreal	L	3-8	11-25-3						
	40	01/13	@ Boston	L	4-5	11-26-3						
	41	01/16	@ NY Rangers	W	6-4	12-26-3						
	42	01/17	NY RANGERS	T	6-6	12-26-4						
	43	01/20	TORONTO	L	1-3	12-27-4						

PLAYER	GP	G	A	PTS	PIM	PLAYER	GP	G	A	PTS	PIM
MOSENIKO, BILL	70	31	22	53	10	TAYLOR, HARRY	15	1	1	2	0
GEE, GEORGE	70	18	31	49	39	CONACHER, JIM	5	1	1	2	0
BODNAR, JIM	69	14	26	40	26	QUACKENBUSH, MAX	14	0	1	1	4
PETERS, GUS	70	15	21	36	16	CONACHER, PETE	2	0	1	1	0
MCFADDEN, JIM	70	10	24	34	14	BUCHANAN, MIKE	1	0	0	0	0
GUIDOLINI, JIM	67	13	18	31	78	POETA, TONY	1	0	0	0	0
BABANDON, PETE	49	11	14	25	29	PRICE, JACK	1	0	0	0	0
DEWSBURY, AL	69	7	17	24	99	WHARRAM, KEN	1	0	0	0	0
GADSBY, BILL	59	7	15	22	87	LUMLEY, HARRY	70	0	0	0	2
HORECK, PETE	60	9	11	20	22	ROBERTS, MOE	1	0	0	0	0
FINNEY, SID	35	6	5	11	0						
WITLUK, STEVE	33	3	8	11	14						
HUCUL, FRED	34	3	7	10	37						
FOGOLIN, LEE	69	0	9	9	96						
BENTLEY, DOUG	8	2	3	5	4						
RAGLAN, CLARENCE	35	0	5	5	28						
CONACHER, ROY	12	3	1	4	0						
STEWART, JACK	37	1	3	4	12						
HRYMNAK, STEVE	18	2	1	3	4						
MARTIN, CLARE	30	1	2	3	6						

GOALIES	GP	W	L	T	MIN	GA	SO	AVG
LUMLEY, HARRY	70	17	44	9	4,180	237	2	3.40
ROBERTS, MOE	1	0	0	0	20	0	0	0

# HISTORY OF THE BLACKHAWKS

## 1952-53 CHICAGO BLACKHAWKS

27-28-15, 69 POINTS, 4TH NHL

GM	DATE	OPPONENT	RESULT	RECORD	GM	DATE	OPPONENT	RESULT	RECORD		
1	10/09	@ Montreal	W	3-2	1-0-0	44	01/18	NY RANGERS	W	2-0	17-16-11
2	10/11	@ Toronto	W	6-2	2-0-0	45	01/22	@ Boston	T	3-3	17-16-12
3	10/12	NY RANGERS	W	2-0	3-0-0	46	01/24	@ Montreal	W	5-1	18-16-12
4	10/14	DETROIT	T	1-1	3-0-1	47	01/25	TORONTO	L	3-4	18-17-12
5	10/16	@ Detroit	L	0-7	3-1-1	48	01/29	DETROIT	L	2-5	18-18-12
6	10/19	TORONTO	L	2-3	3-2-1	49	01/31	@ Detroit	L	0-4	18-19-12
7	10/23	MONTREAL	T	2-2	3-2-2	50	02/01	NY RANGERS	L	0-1	18-20-12
8	10/26	BOSTON	T	1-1	3-2-3	51	02/05	@ Boston	L	1-4	18-21-12
9	10/29	@ NY Rangers	W	3-1	4-2-3	52	02/07	@ Toronto	W	4-2	19-21-12
10	10/30	NY RANGERS	W	8-3	5-2-3	53	02/08	TORONTO	W	4-2	20-21-12
11	11/02	BOSTON	W	4-1	6-2-3	54	02/12	MONTREAL	L	2-3	20-22-12
12	11/08	@ Montreal	L	4-6	6-3-3	55	02/15	DETROIT	L	1-4	20-23-12
13	11/09	@ Boston	L	1-4	6-4-3	56	02/16	@ Detroit	L	1-3	20-24-12
14	11/12	@ NY Rangers	L	2-5	6-5-3	57	02/19	NY RANGERS	L	2-4	20-25-12
15	11/13	NY RANGERS	W	6-2	7-5-3	58	02/22	BOSTON	W	2-0	21-25-12
16	11/15	@ Toronto	W	3-1	8-5-3	59	02/27	BOSTON (B)	W	3-0	22-25-12
17	11/16	MONTREAL	W	4-1	9-5-3	60	03/01	BOSTON	T	2-2	22-25-13
18	11/20	BOSTON	W	3-1	10-5-3	61	03/04	@ NY Rangers	W	4-1	23-25-13
19	11/22	@ Detroit	L	1-10	10-6-3	62	03/05	TORONTO	W	3-1	24-25-13
20	11/23	DETROIT	W	3-0	11-6-3	63	03/07	@ Montreal	L	0-1	24-26-13
21	11/27	TORONTO	T	3-3	11-6-4	64	03/08	@ Boston	L	1-2	24-27-13
22	11/29	@ Montreal	T	1-1	11-6-5	65	03/12	MONTREAL	T	2-2	24-27-14
23	11/30	NY RANGERS	T	1-1	11-6-6	66	03/14	@ Detroit	W	3-1	25-27-14
24	12/03	@ NY Rangers	W	5-3	12-6-6	67	03/15	DETROIT	T	0-0	25-27-15
25	12/04	@ Boston	L	1-5	12-7-6	68	03/18	@ Toronto	L	3-4	25-28-15
26	12/06	DETROIT (A)	L	0-2	12-8-6	69	03/21	DETROIT (C)	W	4-3	26-28-15
27	12/07	TORONTO	L	0-2	12-9-6	70	03/22	@ NY Rangers	W	3-1	27-28-15
28	12/11	MONTREAL	L	2-3	12-10-6	A Postponed from Nov. 4, played in Indianapolis, Ind., on Dec. 6. B Postponed from Jan. 6. C Postponed from Feb. 26.					
29	12/13	@ Montreal	L	0-3	12-11-6						
30	12/14	@ Boston	T	2-2	12-11-7						
31	12/18	BOSTON	T	3-3	12-11-8						
32	12/20	@ Toronto	L	1-4	12-12-8						
33	12/21	TORONTO	W	4-2	13-12-8						
34	12/25	@ Detroit	T	3-3	13-12-9						
35	12/28	@ NY Rangers	W	6-3	14-12-9						
36	01/01	MONTREAL	T	2-2	14-12-10						
37	01/03	@ Toronto	T	1-1	14-12-11						
38	01/04	@ Detroit	L	3-5	14-13-11						
39	01/07	@ NY Rangers	W	6-4	15-13-11						
40	01/10	@ Montreal	L	2-5	15-14-11						
41	01/11	@ Boston	W	4-2	16-14-11						
42	01/14	@ Toronto	L	0-3	16-15-11						
43	01/15	MONTREAL	L	0-2	16-16-11						

PLAYER	GP	G	A	PTS	PIM	PLAYER	GP	G	A	PTS	PIM
MCADDEN, JIM	70	23	21	44	29	RAGLAN, CLARENCE	32	1	3	4	10
PETERS, JIM	69	22	19	41	16	SCUSIZZ, ENIO	14	0	2	2	0
GEE, GEORGE	67	18	21	39	99	MCBURNIEY, JIM	1	0	1	1	0
COUTURE, GERRY	70	19	18	37	20	PRICE, JACK	10	0	0	0	2
MOSENIKO, BILL	65	17	20	37	20	KRYZNOWSKI, ED	5	0	0	0	0
GARDNER, CAL	70	11	24	35	60	ROLLINS, AL	70	0	0	0	0
BODNAR, GUS	66	16	13	29	26						
MORTSON, GUS	68	5	18	23	88						
GADSBY, BILL	68	2	20	22	84						
DEWSBURY, AL	69	5	16	21	97						
HUCUL, FRED	55	5	7	12	25						
CONACHER, PETE	41	5	6	11	7						
BABANDO, PETE	29	5	5	10	14						
FOGOLIN, LEE	70	2	8	10	79						
LYNN, VIC	29	0	10	10	23						
ABEL, SID	39	5	4	9	6						
GLOVER, FRED	31	4	2	6	37						
FINNEY, SID	18	4	2	6	4						

GOALIES	GP	W	L	T	MS	GA	SO	AVG
ROLLINS, AL	70	27	28	15	4,200	175	6	2.50

LEADERSHIP
PLAYERS
2019-20
OPPONENTS
TRADITION
RECORDS
PLAYOFFS
HISTORY
MINORS
MEDIA

# HISTORY OF THE BLACKHAWKS

## 1953-54 CHICAGO BLACKHAWKS

12-51-7, 31 POINTS, 6TH NHL

	GM	DATE	OPPONENT	RESULT	SCORE	RECORD	GM	DATE	OPPONENT	RESULT	SCORE	RECORD	
LEADERSHIP	1	10/08	@ Montreal	L	0-3	0-1-0	44	01/14	NY RANGERS	L	0-2	8-31-5	
	2	10/10	@ Toronto	L	2-6	0-2-0	45	01/17	TORONTO	L	1-3	8-32-5	
	3	10/11	NY RANGERS	L	3-5	0-3-0	46	01/21	BOSTON (A)	L	2-3	8-33-5	
	4	10/16	DETROIT	T	2-2	0-3-1	47	01/23	@ Montreal	L	1-5	8-34-5	
PLAYERS	5	10/17	@ Detroit	L	1-2	0-4-1	48	01/24	MONTREAL	W	8-3	9-34-5	
	6	10/18	TORONTO	L	1-2	0-5-1	49	01/28	@ Boston	L	2-3	9-35-5	
	7	10/22	MONTREAL	L	2-3	0-6-1	50	01/30	@ Detroit	L	2-4	9-36-5	
	8	10/25	BOSTON	L	3-4	0-7-1	51	01/31	DETROIT	L	1-5	9-37-5	
2019-20	9	10/28	@ NY Rangers	W	6-1	1-7-1	52	02/04	NY RANGERS	L	2-3	9-38-5	
	10	10/31	MONTREAL	W	1-0	2-7-1	53	02/06	@ Toronto	L	0-6	9-39-5	
	11	11/01	BOSTON	T	0-0	2-7-2	54	02/07	TORONTO	W	2-1	10-39-5	
	12	11/04	@ Toronto	L	1-3	2-8-2	55	02/11	MONTREAL	T	2-2	10-39-6	
OPPONENTS	13	11/05	@ Boston	L	2-4	2-9-2	56	02/14	DETROIT	L	0-5	10-40-6	
	14	11/07	NY RANGERS	L	1-3	2-10-2	57	02/15	@ Detroit	L	2-3	10-41-6	
	15	11/08	TORONTO	L	1-2	2-11-2	58	02/19	NY RANGERS (A)	L	0-3	10-42-6	
	16	11/11	@ NY Rangers	L	2-3	2-12-2	59	02/21	BOSTON	L	3-4	10-43-6	
TRADITION	17	11/12	@ Montreal	L	2-4	2-13-2	60	02/25	DETROIT (B)	L	2-3	10-44-6	
	18	11/14	@ Montreal	W	3-2	3-13-2	61	02/27	@ Toronto	L	2-4	10-45-6	
	19	11/15	MONTREAL	T	2-2	3-13-3	62	02/28	TORONTO	W	2-1	11-45-6	
	20	11/18	@ NY Rangers	L	1-3	3-14-3	63	03/05	NY RANGERS	T	0-0	11-45-7	
RECORDS	21	11/20	BOSTON	L	0-2	3-15-3	64	03/07	@ Boston	L	0-6	11-46-7	
	22	11/22	TORONTO	L	1-5	3-16-3	65	03/10	@ NY Rangers	L	2-4	11-47-7	
	23	11/26	MONTREAL	L	3-6	3-17-3	66	03/11	@ Detroit	L	2-6	11-48-7	
	24	11/28	@ Detroit	L	0-9	3-18-3	67	03/13	@ Montreal	L	0-4	11-49-7	
PLAYOFFS	25	11/29	DETROIT	L	4-9	3-19-3	68	03/14	MONTREAL	L	0-6	11-50-7	
	26	12/02	@ NY Rangers	T	3-3	3-19-4	69	03/19	BOSTON	W	7-0	12-50-7	
	27	12/03	@ Boston	L	1-3	3-20-4	70	03/21	@ Boston	L	5-9	12-51-7	
	28	12/05	NY RANGERS	W	2-1	4-20-4	A	Played in Indianapolis, Ind.					
HISTORY	29	12/06	@ Detroit	W	5-0	5-20-4	B	Played in Minneapolis, Minn.					
	30	12/10	@ Montreal	L	3-5	5-21-4							
	31	12/12	@ Toronto	L	0-2	5-22-4							
	32	12/13	BOSTON	T	2-2	5-22-5							
MINORS	33	12/17	@ Detroit	L	1-5	5-23-5							
	34	12/18	DETROIT (A)	L	1-3	5-24-5							
	35	12/20	TORONTO	W	4-1	6-24-5							
	36	12/25	@ Boston	L	1-4	6-25-5							
MEDIA	75	12/27	@ NY Rangers	W	4-1	7-25-5							
	38	01/01	DETROIT	W	4-2	8-25-5							
	39	01/02	@ Toronto	L	0-4	8-26-5							
	40	01/06	@ NY Rangers	L	3-4	8-27-5							
	41	01/09	@ Montreal	L	1-12	8-28-5							
	42	01/10	@ Boston	L	3-5	8-29-5							
	43	01/13	@ Toronto	L	1-2	8-30-5							
PLAYER				GP	G	A	PTS	PIM	PLAYER				
WILSON, LARRY				66	9	33	42	22	HILDEBRAND, IKE				
GADSBY, BILL				70	12	29	41	108	LYNN, VIC				
MOSENIKO, BILL				65	15	19	34	17	FOGOLIN, LEE				
CONACHER, PETE				70	19	9	28	23	SASAKAMOOSE, FRED				
JANKOWSKI, LOU				68	15	13	28	7	FINNEY, SID				
GEE, GEORGE				69	10	16	26	59	ABEL, SID				
DEWENSBURY, AL				69	6	15	21	44	LALANDE, HEC				
BODNAR, GUS				45	6	15	21	28	MENARD, HILLARY				
MORTSON, GUS				68	5	13	18	132	SLEAVER, JOHN				
PETERS, JIM				47	6	6	12	23	WILSON, BOB				
MCINTYRE, JACK				23	8	3	11	4	ROLLINS, AL				
COUTURE, GERRY				40	6	5	11	14	MAROIS, JEAN				
PRICE, JACK				46	4	6	10	22	GELINEAU, JACK				
WHARRAM, KEN				29	1	7	8	8					
ZEIDEL, LARRY				64	1	6	7	102					
MCADDEN, JIM				19	3	3	6	6					
COSTELLO, MURRAY				40	3	2	5	6					
TOPPAZZINI, JERRY				13	2	1	3	16					
HUCUL, FRED				27	0	3	3	19					
GOALIES				GP	W	L	T	MINS	GA	SO	AVG		
ROLLINS, AL				66	12	47	7	3,960	212	5	3.21		
MAROIS, JEAN				2	0	2	0	120	11	0	5.50		
GELINEAU, JOHN				2	0	2	0	120	18	0	9.00		

# HISTORY OF THE BLACKHAWKS

## 1954-55 CHICAGO BLACKHAWKS

13-40-17, 43 POINTS, 6TH NHL

GM	DATE	OPPONENT	RESULT	SCORE	RECORD	GM	DATE	OPPONENT	RESULT	SCORE	RECORD
1	10/07	@ Montreal	L	2-4	0-1-0	44	01/09	@ Toronto	T	3-3	8-26-10
2	10/09	@ Toronto	T	3-3	0-1-1	45	01/22	@ Montreal	L	3-5	8-27-10
3	10/10	NY RANGERS	L	1-2	0-2-1	46	01/23	MONTREAL	L	3-5	8-28-10
4	10/15	MONTREAL	L	0-3	0-3-1	47	01/27	@ Boston	L	2-5	8-29-10
5	10/17	DETROIT	L	2-5	0-4-1	48	01/29	DETROIT (A)	T	2-2	8-29-11
6	10/23	@ Detroit	W	4-2	1-4-1	49	01/30	NY RANGERS	W	4-2	9-29-11
7	10/30	@ Montreal	L	1-5	1-5-1	50	02/02	BOSTON	L	2-3	9-30-11
8	10/31	@ NY Rangers	T	1-1	1-5-2	51	02/05	@ Toronto	T	2-2	9-30-12
9	11/04	NY RANGERS	W	3-1	2-5-2	52	02/06	TORONTO	L	2-4	9-31-12
10	11/06	@ Toronto	L	2-5	2-6-2	53	02/09	@ NY Rangers	T	2-2	9-31-13
11	11/07	TORONTO	L	1-2	2-7-2	54	02/10	@ Boston	L	2-4	9-32-13
12	11/09	@ Boston	L	3-4	2-8-2	55	02/13	DETROIT	L	1-5	9-33-13
13	11/11	@ Montreal	L	4-7	2-9-2	56	02/15	@ Detroit	L	2-3	9-34-13
14	11/13	@ NY Rangers	W	5-3	3-9-2	57	02/17	BOSTON	W	10-2	10-34-13
15	11/14	NY RANGERS	L	0-5	3-10-2	58	02/20	TORONTO	W	4-1	11-34-13
16	11/18	BOSTON	L	1-5	3-11-2	59	02/23	BOSTON (C)	T	3-3	11-34-14
17	11/20	@ Detroit	L	0-5	3-12-2	60	02/25	NY RANGERS	T	2-2	11-34-15
18	11/21	DETROIT	L	0-1	3-13-2	61	02/27	DETROIT	L	2-3	11-35-15
19	11/23	MONTREAL (A)	T	4-4	3-13-3	62	03/03	@ Detroit	L	1-6	11-36-15
20	11/25	MONTREAL	L	2-3	3-14-3	63	03/05	@ Montreal	T	4-4	11-36-16
21	11/28	TORONTO	T	1-1	3-14-4	64	03/06	MONTREAL	L	2-4	11-37-16
22	11/30	MONTREAL (B)	T	3-3	3-14-5	65	03/10	@ Boston	W	3-2	12-37-16
23	12/02	BOSTON	L	2-3	3-15-5	66	03/12	@ Detroit	L	2-3	12-38-16
24	12/05	@ Detroit	L	1-4	3-16-5	67	03/13	@ NY Rangers	L	2-5	12-39-16
25	12/08	@ NY Rangers	W	2-1	4-16-5	68	03/16	NY RANGERS (A)	T	1-1	12-39-17
26	12/09	@ Boston	L	1-2	4-17-5	69	03/19	@ Toronto	L	0-5	12-40-17
27	12/11	@ Toronto	W	2-1	5-17-5	70	03/20	@ Boston	W	4-3	13-40-17
28	12/12	DETROIT	L	3-4	5-18-5						
29	12/15	TORONTO (A)	L	3-8	5-19-5	A	Played in St. Louis, Mo.				
30	12/18	MONTREAL	L	2-4	5-20-5	B	Played in Omaha, Neb.				
31	12/19	BOSTON	W	6-1	6-20-5	C	Played in St. Paul, Minn.				
32	12/25	@ Boston	T	3-3	6-20-6						
33	12/26	@ NY Rangers	T	4-4	6-20-7						
34	12/30	@ Montreal	L	4-7	6-21-7						
35	01/01	@ Toronto	T	2-2	6-21-8						
36	01/02	TORONTO (A)	W	3-2	7-21-8						
37	01/05	@ NY Rangers	W	3-2	8-21-8						
38	01/06	@ Montreal	L	0-6	8-22-8						
39	01/08	@ Detroit	L	0-1	8-23-8						
40	01/09	DETROIT (A)	L	2-6	8-24-8						
41	01/12	BOSTON	T	1-1	8-24-9						
42	01/14	NY RANGERS	L	2-5	8-25-9						
43	01/16	TORONTO	L	2-4	8-26-9						

PLAYER	GP	G	A	PTS	PIM	PLAYER	GP	G	A	PTS	PIM			
SULLIVAN, RED	70	19	42	61	51	GAMBLE, DICK	14	2	0	2	6			
LITZENBERGER, ED	44	16	24	40	28	TIMGREN, RAY	14	1	1	2	2			
WATSON, HARRY	43	14	16	30	4	MASNICK, PAUL	14	1	0	1	8			
MCINTYRE, JACK	65	16	13	29	40	DEWSBURY, AL	12	0	1	1	10			
MICKOSKI, NICK	52	9	19	28	42	FOGULIN, LEE	9	0	1	1	16			
MOSIENKO, BILL	64	12	15	27	24	HASSARD, BOB	17	0	0	0	4			
TOPPAZZINI, JERRY	70	9	18	27	59	DAVIS, LORNE	8	0	0	0	4			
PRYSTAL, METRO	56	11	13	24	28	HILDEBRAND, IKE	3	0	0	0	0			
STANLEY, ALLAN	52	10	14	24	22	SULLIVAN, FRANK	1	0	0	0	0			
WILSON, LARRY	63	12	11	23	37	HASSARD, BOB	17	0	0	0	4			
CREIGHTON, DAVE	49	7	7	14	6	ROLLINS, AL	44	0	0	0	0			
MORTSON, GUS	65	2	11	13	133	BASSEN, HENRY	21	0	0	0	0			
MCCORMACK, JOHN	63	5	7	12	8									
MARTIN, FRANK	66	4	8	12	35									
HOLLINGWORTH, GORD	70	3	9	12	135									
GADSBY, BILL	18	3	6	9	19	GOALIES	GP	W	L	T	MINS	GA	SO	AVG
CONACHER, PETE	18	2	4	6	2	ROLLINS, AL	44	9	27	8	2,640	150	0	3.41
JANKOWSKI, LOU	40	3	2	5	8	BASSEN, HANK	21	4	9	8	1,260	63	0	3.00
						FREDERICK, RAY	5	0	4	1	300	22	0	4.40

LEADERSHIP
PLAYERS
2019-20
OPPONENTS
TRADITION
RECORDS
PLAYOFFS
HISTORY
MINORS
MEDIA

# HISTORY OF THE BLACKHAWKS

## 1955-56 CHICAGO BLACKHAWKS

19-39-12, 50 POINTS, 6TH NHL

	GM	DATE	OPPONENT	RESULT	SCORE	RECORD	GM	DATE	OPPONENT	RESULT	SCORE	RECORD
LEADERSHIP	1	10/06	@ Detroit	W	3-2	1-0-0	44	01/15	NY RANGERS	L	0-2	14-22-8
	2	10/07	NY RANGERS	L	4-7	1-1-0	45	01/17	NY RANGERS (B)	T	2-2	14-22-9
	3	10/09	TORONTO	W	3-1	2-1-0	46	01/20	BOSTON	L	0-3	14-23-9
	4	10/15	DETROIT	L	1-4	2-2-0	47	01/22	MONTREAL	L	2-6	14-24-9
	5	10/16	MONTREAL	T	2-2	2-2-1	48	01/25	@ Toronto	L	1-3	14-25-9
	6	10/20	@ Detroit	T	2-2	2-2-2	49	01/27	DETROIT	L	0-7	14-26-9
	7	10/22	@ Montreal	L	0-6	2-3-2	50	01/29	NY RANGERS	L	2-6	14-27-9
PLAYERS	8	10/23	@ NY Rangers	L	4-5	2-4-2	51	02/02	@ Boston	T	2-2	14-27-10
	9	10/25	BOSTON (A)	W	2-0	3-4-2	52	02/04	@ Toronto	W	4-2	15-27-10
	10	10/27	@ Montreal	W	4-1	4-4-2	53	02/05	TORONTO	W	3-2	16-27-10
	11	10/29	@ Toronto	L	0-2	4-5-2	54	02/07	@ Detroit	L	2-3	16-28-10
	12	11/03	@ Boston	T	3-3	4-5-3	55	02/10	MONTREAL	L	1-3	16-29-10
	13	11/05	DETROIT	T	3-3	4-5-4	56	02/12	TORONTO	T	1-1	16-29-11
	14	11/06	NY RANGERS	L	2-4	4-6-4	57	02/15	@ NY Rangers	L	1-6	16-30-11
2019-20	15	11/10	@ Detroit	T	2-2	4-6-5	58	02/17	BOSTON	L	2-4	16-31-11
	16	11/11	TORONTO	W	2-0	5-6-5	59	02/19	DETROIT	W	5-3	17-31-11
	17	11/13	MONTREAL	L	0-2	5-7-5	60	02/24	TORONTO	L	1-2	17-32-11
	18	11/18	BOSTON	W	6-1	6-7-5	61	02/26	BOSTON	W	4-1	18-32-11
	19	11/19	@ Detroit	L	1-4	6-8-5	62	03/02	MONTREAL	L	1-3	18-33-11
	20	11/20	DETROIT	T	1-1	6-8-6	63	03/03	@ Montreal	L	1-3	18-34-11
	21	11/24	TORONTO	W	3-2	7-8-6	64	03/04	@ NY Rangers	L	2-3	18-35-11
OPPONENTS	22	11/26	@ Toronto	L	4-7	7-9-6	65	03/08	NY RANGERS (A)	L	4-6	18-36-11
	23	11/27	@ Boston	W	6-0	8-9-6	66	03/10	@ Detroit	L	0-2	18-37-11
	24	11/30	@ NY Rangers	L	1-6	8-10-6	67	03/11	DETROIT	L	2-3	18-38-11
	25	12/02	NY RANGERS	L	1-2	8-11-6	68	03/15	@ Montreal	L	2-5	18-39-11
	26	12/04	MONTREAL	L	1-5	8-12-6	69	03/17	@ Toronto	T	1-1	18-39-12
	27	12/09	BOSTON (A)	T	1-1	8-12-7	70	03/18	@ Boston	W	3-2	19-39-12
	28	12/11	TORONTO	T	3-3	8-12-8						
TRADITION	29	12/14	@ NY Rangers	W	4-1	9-12-8	A Played in St. Louis, Mo.					
	30	12/15	@ Boston	L	1-4	9-13-8	B Played in Omaha, Neb.					
	31	12/17	@ Montreal	L	0-5	9-14-8						
	32	12/18	BOSTON	W	7-1	10-14-8						
	33	12/20	MONTREAL (A)	L	1-7	10-15-8						
	34	12/24	@ Toronto	L	2-5	10-16-8						
	35	12/25	@ Boston	W	4-2	11-16-8						
RECORDS	36	12/29	@ NY Rangers	W	4-2	12-16-8						
	37	12/31	@ Montreal	L	3-7	12-17-8						
	38	01/01	@ Detroit	L	1-5	12-18-8						
	39	01/04	@ Toronto	L	2-4	12-19-8						
	40	01/07	@ Montreal	L	1-3	12-20-8						
	41	01/08	@ NY Rangers	W	5-3	13-20-8						
	42	01/12	@ Boston	W	5-0	14-20-8						
PLAYOFFS	43	01/14	DETROIT (A)	L	1-3	14-21-8						
HISTORY												
MINORS												
MEDIA												

# HISTORY OF THE BLACKHAWKS

## 1956-57 CHICAGO BLACKHAWKS

16-39-15, 47 POINTS, 6TH NHL

GM	DATE	OPPONENT	RESULT	SCORE	RECORD	GM	DATE	OPPONENT	RESULT	SCORE	RECORD
1	10/11	@ Detroit	L	1-3	0-0-0	44	01/20	MONTREAL	W	4-2	9-28-7
2	10/12	NY RANGERS	L	0-3	0-0-0	45	01/24	@ Detroit	L	2-6	9-29-7
3	10/14	TORONTO	L	0-1	0-0-0	46	01/26	@ Montreal	T	4-4	9-29-8
4	10/18	@ Montreal	T	1-1	0-0-1	47	01/27	NY RANGERS	L	2-3	9-30-8
5	10/21	@ NY Rangers	L	1-4	0-0-1	48	01/30	@ NY Rangers	W	7-2	10-30-8
6	10/25	@ Detroit	L	1-3	0-0-1	49	01/31	@ Boston	L	0-2	10-31-8
7	10/27	@ Toronto	L	2-5	0-0-1	50	02/02	@ Toronto	T	3-3	10-31-9
8	10/30	BOSTON	W	4-0	1-0-1	51	02/03	TORONTO	W	6-3	11-31-9
9	11/01	@ Boston	L	2-5	1-0-1	52	02/07	NY RANGERS	T	4-4	11-31-10
10	11/03	@ Montreal	L	0-6	1-0-1	53	02/09	@ Detroit	L	0-3	11-32-10
11	11/04	MONTREAL	L	0-1	1-0-1	54	02/10	DETROIT	T	2-2	11-32-11
12	11/08	TORONTO	W	5-2	2-0-1	55	02/16	BOSTON	W	6-5	12-32-11
13	11/10	@ Toronto	L	1-4	2-10-1	56	02/17	MONTREAL	L	2-3	12-33-11
14	11/11	DETROIT	L	1-3	2-11-1	57	02/23	DETROIT	W	4-3	13-33-11
15	11/15	BOSTON	L	3-5	2-12-1	58	02/24	BOSTON	W	4-3	14-33-11
16	11/17	@ Toronto	W	6-3	3-12-1	59	02/27	@ NY Rangers	T	6-6	14-33-12
17	11/18	NY RANGERS	T	2-2	3-12-2	60	02/28	@ Boston	L	0-4	14-34-12
18	11/22	MONTREAL	W	5-3	4-12-2	61	03/02	@ Toronto	W	4-3	15-34-12
19	11/24	@ Detroit	L	2-3	4-13-2	62	03/03	TORONTO	T	0-0	15-34-13
20	11/25	DETROIT	T	3-3	4-13-3	63	03/07	NY RANGERS	T	2-2	15-34-14
21	11/29	BOSTON	L	0-2	4-14-3	64	03/09	@ Montreal	L	4-6	15-35-14
22	12/01	@ Montreal	L	0-7	4-15-3	65	03/10	MONTREAL	W	3-1	16-35-14
23	12/02	@ Boston	L	2-3	4-16-3	66	03/12	DETROIT	L	3-4	16-36-14
24	12/05	@ NY Rangers	T	2-2	4-16-4	67	03/14	@ Detroit	L	2-3	16-37-14
25	12/07	MONTREAL	L	1-3	4-17-4	68	03/17	@ Boston	L	2-6	16-38-14
26	12/09	TORONTO	L	1-2	4-18-4	69	03/23	@ Montreal	L	0-3	16-39-14
27	12/13	@ Boston	L	2-3	4-19-4	70	03/24	@ NY Rangers	T	4-4	16-39-15
28	12/15	@ Detroit	L	1-5	4-20-4						
29	12/16	DETROIT	W	3-1	5-20-4						
30	12/21	NY RANGERS	L	2-3	5-21-4						
31	12/23	BOSTON	W	4-1	6-21-4						
32	12/25	@ Boston	W	4-2	7-21-4						
33	12/27	@ NY Rangers	L	2-3	7-22-4						
34	12/29	@ Toronto	L	3-6	7-23-4						
35	12/30	TORONTO	W	2-0	8-23-4						
36	01/01	MONTREAL	L	2-6	8-24-4						
37	01/03	@ Montreal	T	3-3	8-24-5						
38	01/05	@ NY Rangers	L	1-4	8-25-5						
39	01/06	BOSTON	T	4-4	8-25-6						
40	01/11	NY RANGERS	L	4-7	8-26-6						
41	01/12	@ Toronto	L	3-4	8-27-6						
42	01/13	TORONTO	T	1-1	8-27-7						
43	01/19	DETROIT	L	2-3	8-28-7						

PLAYER	GP	G	A	PTS	PIM
LITZENBERGER, ED	70	32	32	64	48
WILSON, JOHNNY	70	18	30	48	24
SKOV, GLEN	67	14	28	42	69
MICKOSKI, NICK	70	16	20	36	24
MCINTYRE, JACK	70	18	14	32	30
WATSON, HARRY	70	11	19	30	9
LALANDE, HEC	50	11	17	28	34
NESTERENKO, ERIC	24	8	15	23	32
MORTISON, GUS	70	5	18	23	147
KENNEDY, FORBES	69	8	13	21	104
CIESLA, HANK	70	10	8	18	28
PILOTE, PIERRE	70	3	14	17	119
VASKO, ELMER	64	3	12	15	31
KACHUR, ED	34	5	7	12	21
HERGESHEIMER, WALLY	41	2	8	10	12
MARTIN, FRANK	70	1	8	9	12
INGRAM, RON	45	1	6	7	21
MOSELL, KEN	25	2	4	6	8

PLAYER	GP	G	A	PTS	PIM
SLEAVER, JOHN	12	1	0	1	2
MAZUR, ED	15	0	1	1	2
CUSHENAN, IAN	11	0	0	0	13
WOIT, BEN	9	0	0	0	2
TOPPAZZINI, ZELLIO	7	0	0	0	0
ROLLINS, AL	70	0	1	1	9

GOALIES	GP	W	L	T	MIN	GA	SO	AVG
ROLLINS, AL	70	16	39	15	4,200	224	3	3.20

LEADERSHIP
PLAYERS
2019-20
OPPONENTS
TRADITION
RECORDS
PLAYOFFS
HISTORY
MINORS
MEDIA

# HISTORY OF THE BLACKHAWKS

## 1957-58 CHICAGO BLACKHAWKS

24-39-7, 55 POINTS, 5TH NHL

	GM	DATE	OPPONENT	RESULT	SCORE	RECORD	GM	DATE	OPPONENT	RESULT	SCORE	RECORD
LEADERSHIP	1	10/08	TORONTO	W	1-0	1-0-0	44	01/23	@ Boston	L	3-4	15-23-6
	2	10/10	@ Montreal	L	1-5	1-1-0	45	01/25	@ Montreal	L	1-2	15-24-6
	3	10/12	@ Boston	L	1-3	1-2-0	46	01/26	NY RANGERS	W	4-3	16-24-6
	4	10/15	MONTREAL	T	3-3	1-2-1	47	01/29	@ Toronto	W	4-1	17-24-6
PLAYERS	5	10/19	@ Montreal	L	1-3	1-3-1	48	02/01	@ NY Rangers	L	2-3	17-25-6
	6	10/20	@ NY Rangers	L	1-6	1-4-1	49	02/02	MONTREAL	L	1-3	17-26-6
	7	10/22	BOSTON	W	2-1	2-4-1	50	02/06	@ Boston	W	4-1	18-26-6
	8	10/27	@ Detroit	W	3-0	3-4-1	51	02/08	@ Montreal	W	3-2	19-26-6
2019-20	9	10/29	DETROIT	W	1-0	4-4-1	52	02/09	DETROIT	L	1-2	19-27-6
	10	11/02	@ Toronto	T	3-3	4-4-2	53	02/14	NY RANGERS	L	1-3	19-28-6
	11	11/05	NY RANGERS	L	2-3	4-5-2	54	02/16	MONTREAL	W	4-0	20-28-6
	12	11/09	NY RANGERS	W	5-0	5-5-2	55	02/19	@ NY Rangers	L	2-3	20-29-6
OPPONENTS	13	11/10	TORONTO	W	3-1	6-5-2	56	02/22	@ Toronto	L	1-3	20-30-6
	14	11/13	@ NY Rangers	T	2-2	6-5-3	57	02/23	BOSTON	L	0-2	20-31-6
	15	11/14	@ Boston	L	2-5	6-6-3	58	02/26	@ NY Rangers	L	3-4	20-32-6
	16	11/16	DETROIT	L	0-1	6-7-3	59	03/01	BOSTON	L	2-3	20-33-6
TRADITION	17	11/17	@ Detroit	W	3-2	7-7-3	60	03/02	TORONTO	L	5-6	20-34-6
	18	11/20	@ Toronto	L	1-2	7-8-3	61	03/05	@ Toronto	L	2-5	20-35-6
	19	11/22	NY RANGERS	L	2-4	7-9-3	62	03/06	@ Boston	T	4-4	20-35-7
	20	11/24	BOSTON	T	2-2	7-9-4	63	03/08	DETROIT	W	4-3	21-35-7
RECORDS	21	11/28	MONTREAL	L	0-2	7-10-4	64	03/09	MONTREAL	L	1-4	21-36-7
	22	11/30	@ Montreal	L	1-6	7-11-4	65	03/12	NY RANGERS	L	2-3	21-37-7
	23	12/01	TORONTO	L	2-7	7-12-4	66	03/15	@ Montreal	L	1-4	21-38-7
	24	12/04	@ NY Rangers	W	2-0	8-12-4	67	03/16	TORONTO	W	3-2	22-38-7
PLAYOFFS	25	12/07	@ Boston	T	2-2	8-12-5	68	03/20	DETROIT	W	5-4	23-38-7
	26	12/08	BOSTON	L	0-3	8-13-5	69	03/22	@ Detroit	W	6-4	24-38-7
	27	12/14	@ Toronto	L	1-4	8-14-5	70	03/23	@ Boston	L	5-7	24-39-7
	28	12/15	MONTREAL	L	0-2	8-15-5						
HISTORY	29	12/21	DETROIT	L	3-5	8-16-5						
	30	12/22	@ Detroit	L	0-2	8-17-5						
	31	12/25	@ NY Rangers	W	3-1	9-17-5						
	32	12/28	BOSTON	T	0-0	9-17-6						
MINORS	33	12/29	TORONTO	W	2-1	10-17-6						
	34	12/31	@ Detroit	L	2-3	10-18-6						
	35	01/01	DETROIT	W	4-3	11-18-6						
	36	01/04	@ Toronto	W	4-2	12-18-6						
MEDIA	37	01/05	BOSTON	W	4-3	13-18-6						
	38	01/09	@ Montreal	L	3-11	13-19-6						
	39	01/11	@ Detroit	L	1-4	13-20-6						
	40	01/12	MONTREAL	W	7-1	14-20-6						
	41	01/16	@ Detroit	L	2-3	14-21-6						
	42	01/18	NY RANGERS	L	2-3	14-22-6						
	43	01/19	TORONTO	W	5-3	15-22-6						

PLAYER	GP	G	A	PTS	PIM	PLAYER	GP	G	A	PTS	PIM
LITZENBERGER, ED	70	32	30	62	63	LALANDE, HEC	23	2	2	4	10
HULL, BOBBY	70	13	34	47	60	MCINTYRE, JACK	27	0	4	4	10
LINDSAY, TED	68	15	24	39	110	MARTIN, FRANK	4	0	0	0	10
NESTERENKO, ERIC	70	20	18	38	104	BARKLEY, DOUG	3	0	0	0	0
SKOV, GLEN	70	17	18	35	35	WARD, DON	3	0	0	0	0
PILOTE, PIERRE	70	6	24	30	91	HALL, GLENN	70	0	0	0	10
MURPHY, RON	69	11	17	28	30						
VASKO, ELMER	59	6	20	26	51						
REIBEL, EARL	40	4	12	16	6						
FERGUSON, LORNE	37	6	9	15	22						
DEA, BILL	34	5	8	13	4						
DINEEN, BILL	41	4	9	13	8						
MORTISON, GUS	67	3	10	13	60						
KACHUR, ED	62	5	7	12	14						
MICKOSKI, NICK	28	5	6	11	20						
THOMSON, JIM	70	4	7	11	75						
CUSHEMAN, IAN	61	2	8	10	67						
BAILEY, BOB	28	3	6	9	38						

GOALIES	GP	W	L	T	MIN	GA	SO	AVG
HALL, GLENN	70	24	39	7	4,200	200	7	2.86

# HISTORY OF THE BLACKHAWKS

## 1958-59 CHICAGO BLACKHAWKS

28-29-13, 69 POINTS, 3RD NHL

GM	DATE	OPPONENT	RESULT	SCORE	RECORD	GM	DATE	OPPONENT	RESULT	SCORE	RECORD
1	10/08	NY RANGERS	T	1-1	0-0-1	44	01/08	MONTREAL	T	1-1	18-16-10
2	10/11	@ Toronto	W	3-1	1-0-1	45	01/21	DETROIT	L	2-3	18-17-10
3	10/12	TORONTO	W	5-2	2-0-1	46	01/24	@ Detroit	L	0-2	18-18-10
4	10/16	@ Detroit	W	7-2	3-0-1	47	01/25	TORONTO	L	1-4	18-19-10
5	10/18	DETROIT	L	1-3	3-1-1	48	01/28	@ NY Rangers	W	3-1	19-19-10
6	10/19	BOSTON	L	1-4	3-2-1	49	01/31	@ Montreal	T	3-3	19-19-11
7	10/23	@ Montreal	L	1-9	3-3-1	50	02/01	MONTREAL	T	3-3	19-19-12
8	10/25	@ NY Rangers	L	2-6	3-4-1	51	02/05	@ Boston	W	2-1	20-19-12
9	10/28	MONTREAL	T	5-5	3-4-2	52	02/07	@ NY Rangers	W	6-3	21-19-12
10	10/30	@ Boston	L	2-5	3-5-2	53	02/08	TORONTO	W	7-2	22-19-12
11	11/01	@ Montreal	W	4-2	4-5-2	54	02/12	@ Boston	L	4-5	22-20-12
12	11/04	NY RANGERS	W	4-2	5-5-2	55	02/14	@ Toronto	L	1-5	22-21-12
13	11/08	@ Detroit	W	4-3	6-5-2	56	02/15	BOSTON	T	3-3	22-21-13
14	11/11	BOSTON	L	4-8	6-6-2	57	02/18	NY RANGERS	W	4-2	23-21-13
15	11/15	MONTREAL	L	1-3	6-7-2	58	02/21	@ Detroit	L	2-5	23-22-13
16	11/16	DETROIT	W	3-2	7-7-2	59	02/22	TORONTO	W	5-1	24-22-13
17	11/19	BOSTON	W	3-2	8-7-2	60	02/28	BOSTON	W	5-2	25-22-13
18	11/22	@ Montreal	L	1-5	8-8-2	61	03/01	DETROIT	W	3-1	26-22-13
19	11/25	TORONTO	T	3-3	8-8-3	62	03/04	@ Toronto	L	2-5	26-23-13
20	11/27	MONTREAL	L	1-2	8-9-3	63	03/07	NY RANGERS	L	1-6	26-24-13
21	11/29	@ Toronto	W	2-1	9-9-3	64	03/08	MONTREAL	L	1-2	26-25-13
22	11/30	NY RANGERS	T	2-2	9-9-4	65	03/11	@ NY Rangers	W	5-3	27-25-13
23	12/03	@ NY Rangers	L	2-4	9-10-4	66	03/14	@ Montreal	L	4-8	27-26-13
24	12/06	DETROIT	L	3-4	9-11-4	67	03/15	DETROIT	L	1-4	27-27-13
25	12/07	@ Detroit	T	2-2	9-11-5	68	03/17	@ Detroit	L	0-2	27-28-13
26	12/10	TORONTO	T	2-2	9-11-6	69	03/21	@ Toronto	L	1-5	27-29-13
27	12/13	@ Boston	L	2-4	9-12-6	70	03/22	@ Boston	W	4-1	28-29-13
28	12/14	@ NY Rangers	T	3-3	9-12-7						
29	12/17	BOSTON	W	5-2	10-12-7						
30	12/20	@ Montreal	L	1-4	10-13-7						
31	12/21	DETROIT	W	4-2	11-13-7						
32	12/25	@ Boston	L	2-4	11-14-7						
33	12/27	@ Toronto	T	2-2	11-14-8						
34	12/28	TORONTO	W	4-3	12-14-8						
35	12/31	@ Detroit	W	4-2	13-14-8						
36	01/01	MONTREAL	T	2-2	13-14-9						
37	01/03	@ Toronto	W	2-1	14-14-9						
38	01/04	BOSTON	W	5-3	15-14-9						
39	01/07	@ NY Rangers	W	4-0	16-14-9						
40	01/08	@ Boston	W	4-2	17-14-9						
41	01/10	@ Montreal	L	0-1	17-15-9						
42	01/11	NY RANGERS	L	3-4	17-16-9						
43	01/17	NY RANGERS	W	7-1	18-16-9						

PLAYER	GP	G	A	PTS	PIM	PLAYER	GP	G	A	PTS	PIM
LITZENBERGER, ED	70	33	44	77	37	JOHNSON, NORM	7	1	0	1	8
SLOAN, TOD	59	27	35	62	89	GLOVER, HOWARD	13	0	1	1	2
LINDSAY, TED	70	22	36	58	184	MIKITA, STAN	3	0	1	1	4
HULL, BOBBY	70	18	32	50	52	HALL, GLENN	70	0	0	0	0
MURPHY, RON	59	17	30	47	52						
PILOTE, PIERRE	70	7	30	37	79						
NESTERENKO, ERIC	70	16	18	34	81						
LEWICKI, DANNY	58	8	14	22	4						
WHARRAM, KEN	66	10	9	19	14						
BALFOUR, EARL	70	10	8	18	10						
FERGUSON, LORNE	67	7	10	17	44						
VASKO, ELMER	63	6	10	16	52						
ST. LAURENT, DOLLARD	70	4	8	12	28						
ARBOUR, AL	70	2	10	12	86						
EVANS, JACK	70	1	8	9	75						
SKOV, GLEN	70	3	5	8	4						
MCKENZIE, JOHN	32	3	4	7	20						
MALONEY, PHIL	24	2	2	4	4						

GOALIES	GP	W	L	T	MIN	GA	SO	AVG
HALL, GLENN	70	28	29	13	4,200	208	1	2.97

LEADERSHIP

PLAYERS

2019-20

OPPONENTS

TRADITION

RECORDS

PLAYOFFS

HISTORY

MINORS

MEDIA



# HISTORY OF THE BLACKHAWKS

## 1959-60 CHICAGO BLACKHAWKS

28-29-13, 69 POINTS, 3RD NHL

LEADERSHIP
PLAYERS
2019-20
OPPONENTS
TRADITION
RECORDS
PLAYOFFS
HISTORY
MINORS
MEDIA

GM	DATE	OPPONENT	RESULT	SCORE	RECORD	GM	DATE	OPPONENT	RESULT	SCORE	RECORD
1	10/07	NY RANGERS	W	5-2	1-0-0	44	01/06	@ Detroit	L	1-3	14-22-8
2	10/10	@ Toronto	L	3-6	1-1-0	45	01/07	NY RANGERS	W	3-1	15-22-8
3	10/11	TORONTO	L	1-3	1-2-0	46	01/20	BOSTON	W	3-1	16-22-8
4	10/14	DETROIT	L	0-2	1-3-0	47	01/23	NY RANGERS	W	2-1	17-22-8
5	10/15	@ Detroit	L	1-2	1-4-0	48	01/24	MONTREAL	L	2-3	17-23-8
6	10/18	BOSTON	T	2-2	1-4-1	49	01/27	@ Toronto	L	1-2	17-24-8
7	10/22	@ Montreal	L	1-4	1-5-1	50	01/30	@ Montreal	T	2-2	17-24-9
8	10/25	@ NY Rangers	L	1-3	1-6-1	51	01/31	TORONTO	T	3-3	17-24-10
9	10/27	MONTREAL	L	1-2	1-7-1	52	02/04	@ Boston	W	7-2	18-24-10
10	11/01	@ Detroit	L	1-2	1-8-1	53	02/06	@ NY Rangers	W	5-1	19-24-10
11	11/03	BOSTON	L	3-6	1-9-1	54	02/07	@ Detroit	L	0-5	19-25-10
12	11/07	@ Montreal	T	2-2	1-9-2	55	02/10	NY RANGERS	W	5-1	20-25-10
13	11/08	@ Boston	L	3-5	1-10-2	56	02/14	MONTREAL	W	2-0	21-25-10
14	11/10	TORONTO	L	1-3	1-11-2	57	02/17	@ NY Rangers	W	5-1	22-25-10
15	11/14	@ Toronto	T	3-3	1-11-3	58	02/20	@ Toronto	L	1-3	22-26-10
16	11/15	DETROIT	W	5-3	2-11-3	59	02/21	TORONTO	W	7-5	23-26-10
17	11/16	@ Detroit	L	2-3	2-12-3	60	02/27	BOSTON	L	1-3	23-27-10
18	11/18	NY RANGERS	W	5-3	3-12-3	61	02/28	DETROIT	W	5-2	24-27-10
19	11/22	MONTREAL	L	1-3	3-13-3	62	03/03	@ Boston	W	2-0	25-27-10
20	11/26	TORONTO	L	3-4	3-14-3	63	03/05	NY RANGERS	W	5-0	26-27-10
21	11/28	NY RANGERS	W	6-2	4-14-3	64	03/06	MONTREAL	W	4-2	27-27-10
22	11/29	@ NY Rangers	T	2-2	4-14-4	65	03/09	@ NY Rangers	T	1-1	27-27-11
23	12/02	BOSTON	T	2-2	4-14-5	66	03/12	@ Montreal	L	0-5	27-28-11
24	12/05	@ Montreal	T	2-2	4-14-6	67	03/13	DETROIT	T	1-1	27-28-12
25	12/06	@ Boston	W	6-3	5-14-6	68	03/15	@ Detroit	W	3-2	28-28-12
26	12/09	DETROIT	L	0-2	5-15-6	69	03/19	@ Toronto	L	0-1	28-29-12
27	12/12	@ Toronto	W	4-2	6-15-6	70	03/20	@ Boston	T	5-5	28-29-13
28	12/13	MONTREAL	T	4-4	6-15-7						
29	12/16	BOSTON	W	4-0	7-15-7						
30	12/17	@ Detroit	L	2-3	7-16-7						
31	12/20	TORONTO	W	7-4	8-16-7						
32	12/23	@ NY Rangers	W	3-0	9-16-7						
33	12/25	@ Boston	L	1-5	9-17-7						
34	12/26	@ Montreal	L	2-9	9-18-7						
35	12/27	BOSTON	W	6-1	10-18-7						
36	01/01	DETROIT	T	4-4	10-18-8						
37	01/02	@ Toronto	W	4-2	11-18-8						
38	01/03	TORONTO	L	0-4	11-19-8						
39	01/06	@ NY Rangers	W	2-1	12-19-8						
40	01/07	@ Boston	L	1-5	12-20-8						
41	01/09	@ Montreal	L	1-2	12-21-8						
42	01/10	MONTREAL	W	3-0	13-21-8						
43	01/13	DETROIT	W	5-2	14-21-8						

PLAYER	GP	G	A	PTS	PIM	PLAYER	GP	G	A	PTS	PIM		
HULL, BOBBY	70	39	42	81	68	BARKLEY, DOUG	3	0	0	0	2		
HAY, BILL	70	18	37	55	29	HALL, GLENN	70	0	1	1	2		
PILOTE, PIERRE	70	7	38	45	100								
SLOAN, TOD	69	20	20	40	52								
MURPHY, RON	63	15	21	36	18								
NESTERENKO, ERIC	61	13	23	36	71								
BALFOUR, MURRAY	61	18	12	30	55								
LITZENBERGER, ED	52	12	18	30	15								
VASKO, ELMER	69	3	27	30	110								
MIKITA, STAN	67	8	18	26	119								
LINDSAY, TED	68	7	19	26	91								
WHARRAM, KEN	59	14	11	25	16								
ST. LAURENT, DOLLARD	69	4	13	17	60								
MALONEY, PHIL	22	6	4	10	0								
BALFOUR, EARL	70	3	5	8	16								
SKOV, GLEN	69	3	4	7	16								
ARBOUR, AL	57	1	5	6	64								
EVANS, JACK	68	0	4	4	60								
GOALIES						GP	W	L	T	MIN	GA	SO	AVG
HALL, GLENN						70	28	29	13	4,200	179	6	2.56

# HISTORY OF THE BLACKHAWKS

## 1960-61 CHICAGO BLACKHAWKS

29-24-17, 75 POINTS, 3RD NHL

GM	DATE	OPPONENT	RESULT	SCORE	RECORD	GM	DATE	OPPONENT	RESULT	SCORE	RECORD
1	10/05	DETROIT	T	1-1	0-0-1	44	01/08	MONTREAL	L	0-4	18-17-9
2	10/06	@ Detroit	W	4-2	1-0-1	45	01/21	NY RANGERS	W	5-3	19-17-9
3	10/09	NY RANGERS	W	3-2	2-0-1	46	01/22	BOSTON	W	8-3	20-17-9
4	10/12	TORONTO	W	3-0	3-0-1	47	01/26	@ Detroit	T	2-2	20-17-10
5	10/16	BOSTON	W	5-2	4-0-1	48	01/28	@ Toronto	L	1-2	20-18-10
6	10/19	@ NY Rangers	L	0-2	4-1-1	49	01/29	MONTREAL	T	1-1	20-18-11
7	10/22	@ Montreal	W	4-2	5-1-1	50	02/01	@ NY Rangers	L	1-3	20-19-11
8	10/23	@ Boston	T	2-2	5-1-2	51	02/02	@ Boston	T	2-2	20-19-12
9	10/25	MONTREAL	W	8-4	6-1-2	52	02/04	@ Montreal	W	4-1	21-19-12
10	10/29	@ Toronto	L	4-8	6-2-2	53	02/05	TORONTO	T	1-1	21-19-13
11	10/30	@ Detroit	L	1-2	6-3-2	54	02/08	DETROIT	W	5-2	22-19-13
12	11/02	NY RANGERS	T	4-4	6-3-3	55	02/12	MONTREAL	W	3-1	23-19-13
13	11/05	@ Montreal	T	4-4	6-3-4	56	02/15	NY RANGERS	W	5-2	24-19-13
14	11/06	@ Boston	L	0-4	6-4-4	57	02/18	@ Toronto	L	2-5	24-20-13
15	11/09	TORONTO	W	2-0	7-4-4	58	02/19	BOSTON	T	2-2	24-20-14
16	11/12	@ Toronto	L	1-7	7-5-4	59	02/22	@ NY Rangers	L	2-4	24-21-14
17	11/13	DETROIT	W	7-1	8-5-4	60	02/25	@ Montreal	T	1-1	24-21-15
18	11/15	@ Detroit	L	2-3	8-6-4	61	02/26	BOSTON	W	7-2	25-21-15
19	11/17	BOSTON	W	4-2	9-6-4	62	02/28	@ Detroit	L	1-3	25-22-15
20	11/20	MONTREAL	T	1-1	9-6-5	63	03/02	NY RANGERS	W	7-1	26-22-15
21	11/24	TORONTO	W	2-1	10-6-5	64	03/05	TORONTO	W	3-1	27-22-15
22	11/26	@ Montreal	L	2-4	10-7-5	65	03/08	@ NY Rangers	W	4-3	28-22-15
23	11/27	@ NY Rangers	T	3-3	10-7-6	66	03/11	@ Toronto	T	2-2	28-22-16
24	11/30	BOSTON	T	2-2	10-7-7	67	03/12	MONTREAL	L	2-6	28-23-16
25	12/04	MONTREAL	L	5-7	10-8-7	68	03/15	DETROIT	T	2-2	28-23-17
26	12/08	@ Boston	L	1-5	10-9-7	69	03/18	@ Montreal	W	4-1	29-23-17
27	12/10	@ Toronto	L	2-5	10-10-7	70	03/19	@ Boston	L	3-4	29-24-17
28	12/11	TORONTO	L	1-6	10-11-7						
29	12/14	NY RANGERS	W	4-0	11-11-7						
30	12/18	DETROIT	L	2-3	11-12-7						
31	12/21	@ NY Rangers	T	2-2	11-12-8						
32	12/22	@ Boston	L	2-4	11-13-8						
33	12/24	@ Montreal	L	1-3	11-14-8						
34	12/25	@ Detroit	W	3-0	12-14-8						
35	12/28	BOSTON	W	4-3	13-14-8						
36	12/31	@ Detroit	W	3-0	14-14-8						
37	01/01	DETROIT	W	3-0	15-14-8						
38	01/04	@ NY Rangers	W	3-2	16-14-8						
39	01/05	@ Boston	W	4-3	17-14-8						
40	01/08	TORONTO	W	5-1	18-14-8						
41	01/11	DETROIT	T	2-2	18-14-9						
42	01/14	@ Toronto	L	1-4	18-15-9						
43	01/15	NY RANGERS	L	1-3	18-16-9						

PLAYER	GP	G	A	PTS	PIM	PLAYER	GP	G	A	PTS	PIM
HAY, BILL	69	11	48	59	45	ARBOUR, AL	53	3	2	5	38
HULL, BOBBY	67	31	25	56	45	HICKS, WAYNE	1	0	0	0	0
MIKITA, STAN	68	19	34	53	94	HALL, GLENN	70	0	1	1	0
BALFOUR, MURRAY	70	21	27	48	123						
WHARRAM, KEN	64	16	29	45	12						
MURPHY, RON	70	21	19	40	30						
NESTERENKO, ERIC	68	19	19	38	127						
PILOTE, PIERRE	70	6	29	35	169						
SLOAN, TOD	67	11	23	34	48						
MCDONALD, AB	61	17	16	33	22						
LITZENBERGER, ED	62	10	22	32	12						
VASKO, ELMER	63	4	18	22	42						
ST. LAURENT, DOLLARD	67	2	17	19	58						
FLEMING, REG	66	4	4	8	143						
EVANS, JACK	69	0	8	8	58						
BALFOUR, EARL	68	3	3	6	4						

GOALIES	GP	W	L	T	MINS	GA	SO	AVG
HALL, GLENN	70	29	24	17	4,200	177	6	2.53

LEADERSHIP
PLAYERS
2019-20
OPPONENTS
TRADITION
RECORDS
PLAYOFFS
HISTORY
MINORS
MEDIA

# HISTORY OF THE BLACKHAWKS

## 1961-62 CHICAGO BLACKHAWKS

31-26-13, 75 POINTS, 3RD NHL

	GM	DATE	OPPONENT	RESULT	SCORE	RECORD	GM	DATE	OPPONENT	RESULT	SCORE	RECORD
LEADERSHIP	1	10/14	@ Detroit	T	3-3	0-0-1	44	01/21	NY RANGERS	W	3-1	15-16-13
PLAYERS	2	10/15	DETROIT	T	2-2	0-0-2	45	01/24	TORONTO	W	2-1	16-16-13
	3	10/17	BOSTON	W	5-3	1-0-2	46	01/27	@ Boston	L	3-5	16-17-13
2019-20	4	10/19	NY RANGERS	L	2-4	1-1-2	47	01/28	@ NY Rangers	W	3-0	17-17-13
	5	10/21	@ Toronto	T	1-1	1-1-3	48	01/31	DETROIT	W	4-1	18-17-13
OPPONENTS	6	10/22	MONTREAL	L	2-3	1-2-3	49	02/01	@ Detroit	W	7-4	19-17-13
	7	10/25	@ NY Rangers	T	1-1	1-2-4	50	02/03	BOSTON	W	6-3	20-17-13
TRADITION	8	10/26	@ Montreal	L	1-7	1-3-4	51	02/04	TORONTO	W	2-1	21-17-13
	9	10/29	@ Boston	T	2-2	1-3-5	52	02/08	@ Boston	W	6-2	22-17-13
RECORDS	10	10/31	NY RANGERS	L	2-4	1-4-5	53	02/10	@ NY Rangers	L	1-2	22-18-13
	11	11/04	@ Toronto	L	1-2	1-5-5	54	02/11	MONTREAL	L	3-4	22-19-13
PLAYOFFS	12	11/05	@ Boston	W	4-3	2-5-5	55	02/14	NY RANGERS	W	4-3	23-19-13
	13	11/07	TORONTO	W	6-0	3-5-5	56	02/17	@ Montreal	L	2-6	23-20-13
HISTORY	14	11/11	@ Montreal	L	1-2	3-6-5	57	02/18	BOSTON	W	6-0	24-20-13
	15	11/12	@ NY Rangers	L	1-4	3-7-5	58	02/21	DETROIT	W	6-4	25-20-13
MINORS	16	11/15	DETROIT	W	2-0	4-7-5	59	02/24	@ Detroit	W	6-1	26-20-13
	17	11/19	MONTREAL	T	3-3	4-7-6	60	02/25	BOSTON	W	8-0	27-20-13
MEDIA	18	11/23	TORONTO	L	2-5	4-8-6	61	02/28	@ Toronto	L	2-4	27-21-13
	19	11/26	DETROIT	W	4-1	5-8-6	62	03/01	@ Boston	W	5-4	28-21-13
	20	11/29	BOSTON	W	7-4	6-8-6	63	03/04	MONTREAL	W	5-2	29-21-13
	21	12/02	@ Toronto	L	4-6	6-9-6	64	03/11	TORONTO	L	2-3	29-22-13
	22	12/03	MONTREAL	L	0-1	6-10-6	65	03/15	@ Montreal	L	5-6	29-23-13
	23	12/06	@ NY Rangers	W	8-3	7-10-6	66	03/17	@ Toronto	W	3-1	30-23-13
	24	12/07	@ Boston	W	5-2	8-10-6	67	03/18	@ Detroit	L	1-4	30-24-13
	25	12/09	@ Detroit	L	0-3	8-11-6	68	03/20	DETROIT	W	3-0	31-24-13
	26	12/10	DETROIT	L	2-3	8-12-6	69	03/24	@ Montreal	L	3-5	31-25-13
	27	12/13	BOSTON	T	2-2	8-12-7	70	03/25	@ NY Rangers	L	1-4	31-26-13
	28	12/17	NY RANGERS	W	3-1	9-12-7						
	29	12/21	@ Montreal	W	4-3	10-12-7						
	30	12/23	@ NY Rangers	L	3-7	10-13-7						
	31	12/25	TORONTO	T	3-3	10-13-8						
	32	12/27	@ Toronto	T	0-0	10-13-9						
	33	12/28	@ Detroit	T	2-2	10-13-10						
	34	12/30	@ Montreal	T	4-4	10-13-11						
	35	01/01	MONTREAL	W	2-0	11-13-11						
	36	01/03	NY RANGERS	W	2-1	12-13-11						
	37	01/04	@ Detroit	T	1-1	12-13-12						
	38	01/06	@ Toronto	L	3-6	12-14-12						
	39	01/07	BOSTON	L	0-2	12-15-12						
	40	01/11	@ Boston	W	6-0	13-15-12						
	41	01/13	NY RANGERS	W	4-2	14-15-12						
	42	01/14	TORONTO	T	2-2	14-15-13						
	43	01/17	MONTREAL	L	3-7	14-16-13						

PLAYER	GP	G	A	PTS	PIM	PLAYER	GP	G	A	PTS	PIM
HULL, BOBBY	70	50	34	84	35	HALL, MURRAY	2	0	0	0	0
MIKITA, STAN	70	25	52	77	97	HALL, GLENN	70	0	0	0	12
HAY, BILL	60	11	52	63	34						
HORVATH, BRONCO	68	17	29	46	19						
PILOTE, PIERRE	59	7	35	42	97						
MCDONALD, AB	65	22	18	40	8						
WHARRAM, KEN	62	14	23	37	22						
BAUFORD, MURRAY	49	15	15	30	70						
NESTERENKO, ERIC	68	15	14	29	97						
MURPHY, RON	60	12	16	28	41						
VASKO, ELMER	64	2	22	24	87						
MELNYK, GERRY	63	5	16	21	2						
EVANS, JACK	70	3	14	17	80						
FLEMING, REG	70	7	9	16	71						
ST. LAURENT, DOLLARD	64	0	13	13	44						
TURNER, BOB	69	8	2	10	52						
MAKI, CHICO	16	4	6	10	2						
HILLMAN, WAYNE	19	0	2	2	14						

GOALIES	GP	W	L	T	MIN	GA	SO	AVG
HALL, GLENN	70	31	26	13	4,200	184	9	2.63

# HISTORY OF THE BLACKHAWKS

## 1962-63 CHICAGO BLACKHAWKS

32-21-17, 81 POINTS, 2ND NHL

GM	DATE	OPPONENT	RESULT	SCORE	RECORD	GM	DATE	OPPONENT	RESULT	SCORE	RECORD
1	10/10	TORONTO	L	1-3	0-1-0	44	01/09	@ Toronto	W	4-1	21-15-10
2	10/13	DETROIT	T	0-0	0-1-1	45	01/20	NY RANGERS	W	6-2	22-15-11
3	10/14	@ Boston	T	2-2	0-1-2	46	01/23	@ NY Rangers	T	3-3	22-15-11
4	10/17	@ NY Rangers	W	5-1	1-1-2	47	01/26	@ Detroit	W	3-0	23-15-11
5	10/20	@ Toronto	L	1-3	1-2-2	48	01/27	MONTREAL	L	1-3	23-15-11
6	10/21	@ Detroit	L	1-3	1-3-2	49	01/31	@ Boston	W	9-2	24-14-11
7	10/23	MONTREAL	T	4-4	1-3-3	50	02/02	@ Montreal	T	3-3	24-14-12
8	10/27	@ Montreal	W	3-2	2-3-3	51	02/03	TORONTO	W	3-1	25-14-12
9	10/28	@ NY Rangers	W	5-3	3-3-3	52	02/06	DETROIT	T	3-3	25-14-13
10	10/30	NY RANGERS	W	5-3	4-3-3	53	02/09	@ NY Rangers	T	3-3	25-14-14
11	11/01	@ Boston	W	4-2	5-3-3	54	02/10	NY RANGERS	W	4-2	26-14-14
12	11/04	@ Detroit	L	1-3	5-4-3	55	02/16	@ Montreal	L	2-4	26-15-14
13	11/07	BOSTON	T	3-3	5-4-4	56	02/17	BOSTON	W	3-1	27-15-14
14	11/10	@ Montreal	W	3-1	6-4-4	57	02/21	@ Detroit	W	5-3	28-15-14
15	11/11	TORONTO	L	3-5	6-5-4	58	02/23	DETROIT	W	3-2	29-15-14
16	11/14	DETROIT	W	4-2	7-5-4	59	02/24	BOSTON	W	4-3	30-15-14
17	11/17	@ NY Rangers	W	4-3	8-5-4	60	02/27	@ Toronto	L	3-6	30-16-14
18	11/18	MONTREAL	T	1-1	8-5-5	61	02/28	NY RANGERS	L	1-6	30-17-14
19	11/22	TORONTO	W	1-0	9-5-5	62	03/03	MONTREAL	T	2-2	30-17-15
20	11/24	DETROIT	T	1-1	9-5-6	63	03/06	@ NY Rangers	L	2-5	30-18-15
21	11/25	@ Detroit	L	2-3	9-6-6	64	03/10	TORONTO	T	1-1	30-18-16
22	11/29	@ Boston	W	5-0	10-6-6	65	03/14	@ Boston	W	2-0	31-18-16
23	12/01	@ Montreal	L	1-2	10-7-6	66	03/16	@ Toronto	L	0-3	31-19-16
24	12/02	NY RANGERS	W	5-1	11-7-6	67	03/17	@ Detroit	L	2-4	31-20-16
25	12/05	BOSTON	W	5-4	12-7-6	68	03/19	DETROIT	L	1-5	31-21-16
26	12/08	@ Toronto	T	1-1	12-7-7	69	03/23	@ Montreal	T	4-4	31-21-17
27	12/09	MONTREAL	W	2-1	13-7-7	70	03/24	@ Boston	W	4-3	32-21-17
28	12/12	NY RANGERS	W	4-3	14-7-7						
29	12/15	@ Detroit	L	1-3	14-8-7						
30	12/16	TORONTO	L	2-6	14-9-7						
31	12/19	BOSTON	W	3-2	15-9-7						
32	12/22	@ Montreal	T	1-1	15-9-8						
33	12/23	@ NY Rangers	W	3-1	16-9-8						
34	12/25	MONTREAL	L	0-6	16-10-8						
35	12/29	@ Toronto	T	1-1	16-10-9						
36	12/30	BOSTON	W	4-2	17-10-9						
37	01/01	DETROIT	W	4-2	18-10-9						
38	01/06	TORONTO	L	1-5	18-11-9						
39	01/09	@ Toronto	W	3-1	19-11-9						
40	01/10	@ Boston	L	4-5	19-12-9						
41	01/12	NY RANGERS	W	3-1	20-12-9						
42	01/13	MONTREAL	T	2-2	20-12-10						
43	01/16	BOSTON	L	4-5	20-13-10						

PLAYER	GP	G	A	PTS	PIM
MIKITA, STAN	65	31	45	76	69
HULL, BOBBY	65	31	31	62	27
MCDONALD, AB	69	20	41	61	12
HAY, BILL	64	12	33	45	38
WHARRAM, KEN	55	20	18	38	17
MURPHY, RON	68	18	16	34	28
BAUFORD, MURRAY	65	10	23	33	73
LUNDE, LEN	60	6	22	28	30
NESTERENKO, ERIC	67	12	15	27	103
PILOTE, PIERRE	59	8	18	26	57
MAKI, CHICO	65	7	17	24	35
MACNEIL, AL	70	2	19	21	100
FLEMING, REG	64	7	7	14	99
VASKO, ELMER	64	4	9	13	70
HILLMAN, WAYNE	67	3	5	8	72
EVANS, JACK	69	0	8	8	46
TURNER, BOB	70	3	3	6	20
ERICKSON, AUTRY	3	0	0	0	8

PLAYER	GP	G	A	PTS	PIM
HALL, GLENN	66	0	0	0	0
DEJORDY, DENIS	5	0	0	0	0

GOALIES	GP	W	L	T	MIN	GA	SO	AVG
HALL, GLENN	66	30	20	15	3,910	161	5	2.47
DEJORDY, DENIS	5	2	1	2	290	12	0	2.49

LEADERSHIP
PLAYERS
2019-20
OPPONENTS
TRADITION
RECORDS
PLAYOFFS
HISTORY
MINORS
MEDIA

# HISTORY OF THE BLACKHAWKS

## 1963-64 CHICAGO BLACKHAWKS

36-22-12, 84 POINTS, 2ND NHL

	GM	DATE	OPPONENT	RESULT	SCORE	RECORD	GM	DATE	OPPONENT	RESULT	SCORE	RECORD
LEADERSHIP	1	10/09	NY RANGERS	W	3-1	1-0-0	44	01/19	TORONTO	L	0-2	23-14-7
	2	10/10	@ Detroit	L	3-5	1-1-0	45	01/23	@ Boston	W	3-1	24-14-7
	3	10/13	TORONTO	W	4-2	2-1-0	46	01/25	@ Detroit	L	3-5	24-15-7
	4	10/16	BOSTON	W	5-2	3-1-0	47	01/26	MONTREAL	T	2-2	24-15-8
PLAYERS	5	10/20	MONTREAL	W	5-3	4-1-0	48	01/29	DETROIT	T	2-2	24-15-9
	6	10/24	@ Detroit	T	2-2	4-1-1	49	02/01	@ NY Rangers	T	2-2	24-15-10
	7	10/26	@ Montreal	T	1-1	4-1-2	50	02/02	@ Boston	W	5-2	25-15-10
	8	10/27	@ NY Rangers	W	4-1	5-1-2	51	02/05	DETROIT	W	4-2	26-15-10
2019-20	9	10/29	DETROIT	W	5-1	6-1-2	52	02/06	@ Detroit	L	0-4	26-16-10
	10	11/02	@ Toronto	W	2-0	7-1-2	53	02/08	@ Toronto	T	3-3	26-16-11
	11	11/05	NY RANGERS	W	3-2	8-1-2	54	02/09	TORONTO	W	2-1	27-16-11
	12	11/07	@ Montreal	T	2-2	8-1-3	55	02/12	NY RANGERS	W	5-2	28-16-11
OPPONENTS	13	11/09	@ Toronto	T	3-3	8-1-4	56	02/15	@ Toronto	L	0-4	28-17-11
	14	11/10	@ Boston	L	2-4	8-2-4	57	02/16	BOSTON	W	5-3	29-17-11
	15	11/13	BOSTON	W	6-4	9-2-4	58	02/19	@ NY Rangers	W	7-2	30-17-11
	16	11/16	@ Montreal	W	5-2	10-2-4	59	02/22	@ Montreal	L	1-3	30-18-11
TRADITION	17	11/17	TORONTO	W	6-0	11-2-4	60	02/23	BOSTON	W	2-0	31-18-11
	18	11/20	DETROIT	W	5-2	12-2-4	61	02/27	DETROIT	W	4-2	32-18-11
	19	11/24	MONTREAL	W	7-3	13-2-4	62	02/29	@ Toronto	L	1-4	32-19-11
	20	11/28	TORONTO	W	2-0	14-2-4	63	03/01	MONTREAL	W	4-3	33-19-11
RECORDS	21	11/30	@ NY Rangers	W	3-2	15-2-4	64	03/04	@ NY Rangers	L	3-4	33-20-11
	22	12/01	NY RANGERS	T	3-3	15-2-5	65	03/05	@ Boston	T	4-4	33-20-12
	23	12/04	BOSTON	T	2-2	15-2-6	66	03/08	TORONTO	W	4-3	34-20-12
	24	12/07	@ Toronto	L	0-3	15-3-6	67	03/14	@ Montreal	L	3-4	34-21-12
PLAYOFFS	25	12/08	MONTREAL	W	3-0	16-3-6	68	03/15	@ Detroit	L	3-5	34-22-12
	26	12/11	@ NY Rangers	W	6-2	17-3-6	69	03/17	NY RANGERS	W	4-0	35-22-12
	27	12/12	@ Boston	L	1-2	17-4-6	70	03/22	@ Boston	W	4-3	36-22-12
	28	12/14	@ Detroit	L	4-5	17-5-6						
HISTORY	29	12/15	DETROIT	T	4-4	17-5-7						
	30	12/18	BOSTON	L	1-2	17-6-7						
	31	12/21	@ Montreal	L	2-3	17-7-7						
	32	12/22	@ Boston	W	4-1	18-7-7						
MINORS	33	12/25	MONTREAL	W	3-1	19-7-7						
	34	12/27	@ NY Rangers	L	2-4	19-8-7						
	35	12/29	TORONTO	W	2-0	20-8-7						
	36	01/01	NY RANGERS	L	2-5	20-9-7						
MEDIA	37	01/04	@ Toronto	L	0-3	20-10-7						
	38	01/05	BOSTON	W	5-3	21-10-7						
	39	01/09	@ Detroit	L	3-5	21-11-7						
	40	01/11	DETROIT	W	6-3	22-11-7						
	41	01/12	MONTREAL	L	1-2	22-12-7						
	42	01/16	@ Montreal	L	0-1	22-13-7						
	43	01/18	NY RANGERS	W	6-1	23-13-7						

PLAYER	GP	G	A	PTS	PIM	PLAYER	GP	G	A	PTS	PIM
MIKITA, STAN	70	39	50	89	146	ERICKSON, AUTRY	31	0	1	1	34
HULL, BOBBY	70	43	44	87	48	HALL, GLENN	65	0	2	2	2
WHARRAM, KEN	70	39	32	71	18	DEJORDY, DENIS	6	0	0	0	0
HAY, BILL	70	23	33	56	30						
PILOTE, PIERRE	70	7	46	53	84						
MCDONALD, AB	70	14	32	46	17						
NESTERENKO, ERIC	70	7	19	26	93						
MACNEIL, AL	70	5	19	24	91						
MAKI, CHICO	68	8	14	22	70						
VASKO, ELMER	70	2	18	20	65						
MURPHY, RON	70	11	8	19	32						
MCKENZIE, JOHN	45	9	9	18	50						
BALFOUR, MURRAY	41	2	10	12	36						
FLEMING, REG	61	3	6	9	140						
YOUNG, HOWIE	39	0	7	7	99						
ESPOSITO, PHIL	27	3	2	5	2						
HILLMAN, WAYNE	59	1	4	5	51						
HALL, MURRAY	23	2	0	2	0						

GOALIES	GP	W	L	T	MINS	GA	SO	AVG
HALL, GLENN	65	34	19	11	3,860	148	7	2.30
DEJORDY, DENIS	6	2	3	1	340	19	0	3.35

# HISTORY OF THE BLACKHAWKS

## 1964-65 CHICAGO BLACKHAWKS

34-28-8, 76 POINTS, 3RD NHL

GM	DATE	OPPONENT	RESULT	SCORE	RECORD	GM	DATE	OPPONENT	RESULT	SCORE	RECORD
1	10/14	BOSTON	W	3-0	1-0-0	44	01/27	@ Montreal	L	0-2	23-16-5
2	10/17	DETROIT	W	4-2	2-0-0	45	01/28	@ Boston	W	6-2	24-16-5
3	10/18	@ Detroit	L	2-3	2-1-0	46	01/30	@ Detroit	L	1-3	24-17-5
4	10/21	@ Montreal	T	5-5	2-1-1	47	01/31	MONTREAL	W	3-0	25-17-5
5	10/25	@ NY Rangers	W	5-2	3-1-1	48	02/03	@ NY Rangers	W	4-1	26-17-5
6	10/27	TORONTO	L	2-3	3-2-1	49	02/06	@ Toronto	W	6-3	27-17-5
7	10/31	@ Toronto	L	1-5	3-3-1	50	02/07	TORONTO	L	1-2	27-18-5
8	11/01	@ Boston	L	2-5	3-4-1	51	02/10	DETROIT	W	5-2	28-18-5
9	11/03	NY RANGERS	W	2-1	4-4-1	52	02/11	@ Detroit	L	3-5	28-19-5
10	11/07	@ Montreal	W	3-1	5-4-1	53	02/15	@ NY Rangers	W	3-0	29-19-5
11	11/08	@ Montreal	L	2-3	5-5-1	54	02/14	MONTREAL	T	2-2	29-19-6
12	11/11	MONTREAL	L	1-4	5-6-1	55	02/17	NY RANGERS	W	5-4	30-19-6
13	11/15	TORONTO	W	4-2	6-6-1	56	02/20	@ Toronto	L	3-4	30-20-6
14	11/18	DETROIT	W	3-1	7-6-1	57	02/21	BOSTON	W	7-0	31-20-6
15	11/21	@ Toronto	L	0-1	7-7-1	58	02/24	DETROIT	W	3-2	32-20-6
16	11/22	MONTREAL	W	6-2	8-7-1	59	02/27	@ Montreal	T	3-3	32-20-7
17	11/26	TORONTO	L	2-4	8-8-1	60	02/28	BOSTON	L	4-5	32-21-7
18	11/29	BOSTON	L	3-4	8-9-1	61	03/03	DETROIT	L	0-2	32-22-7
19	12/02	@ NY Rangers	T	3-3	8-9-2	62	03/06	@ Toronto	L	1-4	32-23-7
20	12/05	@ Montreal	L	3-5	8-10-2	63	03/07	MONTREAL	W	7-0	33-23-7
21	12/06	NY RANGERS	L	1-4	8-11-2	64	03/10	@ NY Rangers	T	1-1	33-23-8
22	12/09	@ NY Rangers	W	6-1	9-11-2	65	03/14	TORONTO	W	5-3	34-23-8
23	12/10	@ Boston	W	5-1	10-11-2	66	03/17	@ Boston	L	1-2	34-24-8
24	12/12	@ Detroit	W	3-2	11-11-2	67	03/20	@ Montreal	L	2-3	34-25-8
25	12/13	DETROIT	W	5-0	12-11-2	68	03/21	@ Detroit	L	1-5	34-26-8
26	12/16	BOSTON	W	7-5	13-11-2	69	03/23	NY RANGERS	L	2-3	34-27-8
27	12/19	@ Montreal	W	6-3	14-11-2	70	03/28	@ Boston	L	1-3	34-28-8
28	12/20	@ Boston	W	3-2	15-11-2						
29	12/25	TORONTO	T	3-3	15-11-3						
30	12/26	@ Toronto	W	5-3	16-11-3						
31	12/27	BOSTON	W	6-2	17-11-3						
32	12/29	@ NY Rangers	W	4-2	18-11-3						
33	12/31	@ Detroit	T	1-1	18-11-4						
34	01/01	NY RANGERS	W	2-1	19-11-4						
35	01/03	MONTREAL	L	1-2	19-12-4						
36	01/06	TORONTO	L	1-3	19-13-4						
37	01/09	@ Detroit	W	7-4	20-13-4						
38	01/10	DETROIT	W	3-2	21-13-4						
39	01/13	@ Toronto	T	0-0	21-13-5						
40	01/16	NY RANGERS	L	3-6	21-14-5						
41	01/17	MONTREAL	L	2-4	21-15-5						
42	01/20	BOSTON	W	7-1	22-15-5						
43	01/24	NY RANGERS	W	7-2	23-15-5						

PLAYER	GP	G	A	PTS	PIM	PLAYER	GP	G	A	PTS	PIM
MIKITA, STAN	70	28	59	87	154	BRENNEMAN, JOHN	17	1	0	1	2
HULL, BOBBY	61	39	32	71	32	HILLMAN, WAYNE	19	0	1	1	8
PILOTE, PIERRE	68	14	45	59	162	HODGE, KEN	1	0	0	0	2
EPOSITO, PHIL	70	23	32	55	44	MICKEY, LARRY	1	0	0	0	0
WHARRAM, KEN	68	24	20	44	27	DEJORDY, DENIS	30	0	1	1	0
MAKI, CHICO	65	16	24	40	58	HALL, GLENN	41	0	0	0	2
HAY, BILL	69	11	26	37	36						
MOHNS, DOUG	49	13	20	33	89						
NESTERENKO, ERIC	56	14	16	30	63						
RAWLICH, MATT	61	3	16	19	80						
MCKENZIE, JOHN	51	8	10	18	44						
STANFIELD, FRED	58	7	10	17	14						
JARRETT, DOUG	46	2	15	17	34						
HULL, DENNIS	55	10	4	14	16						
ROBINSON, DOUG	40	2	9	11	8						
VASKO, ELMER	69	1	10	11	56						
MACNEIL, AL	69	3	7	10	119						
HENRY, CAMILLE	22	5	3	8	2						

GOALIES	GP	W	L	T	MINS	GA	SO	AVG
HALL, GLENN	41	19	16	5	2,440	99	4	2.44
DEJORDY, DENIS	30	15	12	3	1,760	74	3	2.53

LEADERSHIP
PLAYERS
2019-20
OPPONENTS
TRADITION
RECORDS
PLAYOFFS
HISTORY
MINORS
MEDIA

# HISTORY OF THE BLACKHAWKS

## 1965-66 CHICAGO BLACKHAWKS

37-25-8, 82 POINTS, 2ND NHL

	GM	DATE	OPPONENT	RESULT	SCORE	RECORD	GM	DATE	OPPONENT	RESULT	SCORE	RECORD
LEADERSHIP	1	10/23	@ Toronto	W	4-0	1-0-0	44	01/30	@ Detroit	W	5-1	23-15-6
	2	10/24	@ Boston	W	6-2	2-0-0	45	02/02	NY RANGERS	W	4-3	24-15-6
PLAYERS	3	10/28	@ Detroit	W	5-1	3-0-0	46	02/05	@ Toronto	L	2-5	24-16-6
	4	10/30	@ Montreal	W	6-4	4-0-0	47	02/06	TORONTO	W	3-2	25-16-6
2019-20	5	11/03	BOSTON	T	2-2	4-0-1	48	02/09	DETROIT	W	2-1	26-16-6
	6	11/07	TORONTO	W	9-0	5-0-1	49	02/12	MONTREAL	T	2-2	26-16-7
OPPONENTS	7	11/10	DETROIT	W	5-2	6-0-1	50	02/13	NY RANGERS	W	6-1	27-16-7
	8	11/13	MONTREAL	L	2-5	6-1-1	51	02/16	@ NY Rangers	W	5-2	28-16-7
TRADITION	9	11/14	NY RANGERS	L	2-4	6-2-1	52	02/19	@ Montreal	L	2-5	28-17-7
	10	11/17	@ NY Rangers	W	5-3	7-2-1	53	02/20	BOSTON	W	5-1	29-17-7
RECORDS	11	11/20	@ Toronto	L	1-3	7-3-1	54	02/23	TORONTO	L	2-3	29-18-7
	12	11/21	TORONTO	L	3-7	7-4-1	55	02/26	@ Detroit	W	4-1	30-18-7
PLAYOFFS	13	11/23	@ Detroit	W	3-2	8-4-1	56	02/27	BOSTON	W	7-1	31-18-7
	14	11/25	DETROIT	W	3-1	9-4-1	57	03/02	DETROIT	W	5-4	32-18-7
HISTORY	15	11/27	@ NY Rangers	W	1-0	10-4-1	58	03/05	@ Toronto	L	0-5	32-19-7
	16	11/28	MONTREAL	L	1-2	10-5-1	59	03/06	MONTREAL	L	0-1	32-20-7
MINORS	17	12/01	BOSTON	W	4-2	11-5-1	60	03/09	@ NY Rangers	L	0-1	32-21-7
	18	12/04	@ Boston	W	10-1	12-5-1	61	03/12	NY RANGERS	W	4-2	33-21-7
MEDIA	19	12/05	@ NY Rangers	W	6-2	13-5-1	62	03/13	DETROIT	W	5-1	34-21-7
	20	12/08	NY RANGERS	T	2-2	13-5-2	63	03/16	TORONTO	W	4-1	35-21-7
	21	12/11	@ Montreal	L	1-2	13-6-2	64	03/19	@ Toronto	L	2-4	35-22-7
	22	12/12	MONTREAL	L	3-5	13-7-2	65	03/20	MONTREAL	W	4-2	36-22-7
	23	12/15	BOSTON	W	8-4	14-7-2	66	03/24	@ Boston	L	1-3	36-23-7
	24	12/18	@ Detroit	L	1-3	14-8-2	67	03/27	@ Detroit	T	1-1	36-23-8
	25	12/19	DETROIT	W	5-4	15-8-2	68	03/29	BOSTON	W	4-2	37-23-8
	26	12/22	NY RANGERS	W	4-3	16-8-2	69	04/02	@ Montreal	L	3-8	37-24-8
	27	12/25	@ Toronto	L	3-5	16-9-2	70	04/05	@ Boston	L	2-4	37-25-8
	28	12/26	TORONTO	T	1-1	16-9-3						
	29	12/29	@ NY Rangers	W	3-0	17-9-3						
	30	12/31	@ Detroit	W	4-1	18-9-3						
	31	01/02	BOSTON	W	3-1	19-9-3						
	32	01/05	@ Montreal	W	4-2	20-9-3						
	33	01/08	@ NY Rangers	L	4-6	20-10-3						
	34	01/09	TORONTO	W	5-3	21-10-3						
	35	01/13	@ Boston	T	1-1	21-10-4						
	36	01/15	@ Montreal	L	4-6	21-11-4						
	37	01/16	NY RANGERS	L	5-6	21-12-4						
	38	01/20	@ Boston	L	3-4	21-13-4						
	39	01/22	@ Toronto	L	0-4	21-14-4						
	40	01/23	MONTREAL	T	3-3	21-14-5						
	41	01/26	@ Montreal	W	4-2	22-14-5						
	42	01/27	@ Boston	L	3-5	22-15-5						
	43	01/29	DETROIT	T	4-4	22-15-6						

PLAYER	GP	G	A	PTS	PIM	PLAYER	GP	G	A	PTS	PIM			
HULL, BOBBY	65	54	43	97	66	MISZUK, JOHN	2	1	1	2	2			
MIKITA, STAN	68	30	48	78	58	MACNEIL, AL	51	0	1	1	34			
ESPOSITO, PHIL	69	27	26	53	49	RICHARDSON, DAVE	3	0	0	0	2			
HAY, BILL	68	20	31	51	20	STRATTON, ART	2	0	0	0	0			
MOHNS, DOUG	70	22	27	49	63	HALL, GLENN	63	0	2	2	14			
MAKI, CHICO	68	17	31	48	41	DRYDEN, DAVE	11	0	1	1	0			
WHARRAM, KEN	69	26	17	43	28									
NESTERENKO, ERIC	67	15	25	40	58									
PILOTE, PIERRE	51	2	34	36	60									
STAPLETON, PAT	55	4	30	34	52									
HODGE, KEN	63	6	17	23	45									
JARRETT, DOUG	66	4	12	16	71									
RAULICH, MATT	62	0	16	16	78									
ANGOTTI, LOU	30	4	10	14	8									
LUNDE, LEN	24	4	7	11	2									
VASKO, ELMER	56	1	7	8	44									
HULL, DENNIS	25	1	5	6	6	GOALIES	GP	W	L	T	MIN	GA	SO	AVG
STANFIELD, FRED	39	2	2	4	0	HALL, GLENN	64	34	22	8	3,747	164	4	2.63
						DRYDEN, DAVE	11	3	3	0	453	23	0	3.04

# HISTORY OF THE BLACKHAWKS

## 1966-67 CHICAGO BLACKHAWKS

41-17-12, 94 POINTS, 1ST NHL

GM	DATE	OPPONENT	RESULT	SCORE	RECORD	GM	DATE	OPPONENT	RESULT	SCORE	RECORD
1	10/9	@ NY Rangers	W	6-3	1-0-0	44	02/01	BOSTON	W	6-1	27-11-6
2	10/22	@ Detroit	W	7-4	2-0-0	45	02/04	@ Montreal	T	3-3	27-11-7
3	10/23	DETROIT	W	4-1	3-0-0	46	02/05	@ Boston	W	5-0	28-11-7
4	10/26	@ Montreal	W	5-3	4-0-0	47	02/08	MONTREAL	W	5-0	29-11-7
5	11/01	BOSTON	L	2-3	4-1-0	48	02/11	@ Toronto	T	4-4	29-11-8
6	11/06	@ Boston	W	4-2	5-1-0	49	02/12	DETROIT	W	3-2	30-11-8
7	11/08	NY RANGERS	W	3-1	6-1-0	50	02/16	@ Detroit	W	5-1	31-11-8
8	11/10	@ Detroit	L	0-3	6-2-0	51	02/18	@ NY Rangers	L	1-4	31-12-8
9	11/13	TORONTO	W	6-1	7-2-0	52	02/19	NY RANGERS	L	2-3	31-12-8
10	11/16	@ NY Rangers	T	2-2	7-2-1	53	02/25	BOSTON	W	6-3	32-12-8
11	11/19	DETROIT	W	7-2	8-2-1	54	02/26	MONTREAL	T	2-2	32-12-9
12	11/20	TORONTO	T	2-2	8-2-2	55	03/01	NY RANGERS	W	6-1	33-12-9
13	11/23	@ Toronto	L	3-6	8-3-2	56	03/02	@ Boston	W	5-2	34-12-9
14	11/24	MONTREAL	W	5-0	9-3-2	57	03/04	@ Toronto	L	0-3	34-14-9
15	11/26	@ NY Rangers	L	1-4	9-4-2	58	03/05	TORONTO	W	5-2	35-14-9
16	11/27	@ Boston	W	5-4	10-4-2	59	03/08	BOSTON	W	3-1	36-14-9
17	11/30	NY RANGERS	L	0-5	10-5-2	60	03/11	@ Montreal	T	3-3	36-14-10
18	12/03	@ Montreal	L	1-3	10-6-2	61	03/12	TORONTO	W	5-0	37-14-10
19	12/04	DETROIT	W	4-1	11-6-2	62	03/15	@ NY Rangers	W	3-1	38-14-10
20	12/08	@ Boston	W	10-2	12-6-2	63	03/18	@ Toronto	L	5-9	38-15-10
21	12/10	@ Toronto	L	3-5	12-7-2	64	03/19	MONTREAL	T	4-4	38-15-11
22	12/11	BOSTON	T	2-2	12-7-3	65	03/22	NY RANGERS	T	3-3	38-15-12
23	12/14	MONTREAL	W	2-1	13-7-3	66	03/26	@ Detroit	L	2-4	38-16-12
24	12/17	@ Montreal	T	4-4	13-7-4	67	03/28	DETROIT	W	7-2	39-16-12
25	12/18	TORONTO	W	3-1	14-7-4	68	03/30	@ Boston	W	3-1	40-16-12
26	12/21	DETROIT	W	6-4	15-7-4	69	04/01	@ Montreal	L	4-5	40-17-12
27	12/25	NY RANGERS	L	0-1	15-8-4	70	04/02	@ NY Rangers	W	8-0	41-17-12
28	12/27	@ NY Rangers	W	3-2	16-8-4						
29	12/31	@ Toronto	W	5-1	17-8-4						
30	01/01	BOSTON	W	3-2	18-8-4						
31	01/04	MONTREAL	T	2-2	18-8-5						
32	01/05	@ Detroit	L	4-6	18-9-5						
33	01/08	BOSTON	L	1-3	18-10-5						
34	01/11	DETROIT	W	6-1	19-10-5						
35	01/12	@ Detroit	L	1-4	19-11-5						
36	01/14	NY RANGERS	W	5-3	20-11-5						
37	01/15	TORONTO	W	4-0	21-11-5						
38	01/19	@ Boston	W	4-2	22-11-5						
39	01/21	@ Montreal	T	3-3	22-11-6						
40	01/22	MONTREAL	W	4-1	23-11-6						
41	01/26	@ Detroit	W	4-3	24-11-6						
42	01/28	@ Toronto	W	5-2	25-11-6						
43	01/29	TORONTO	W	5-1	26-11-6						

PLAYER	GP	G	A	PTS	PIM	PLAYER	GP	G	A	PTS	PIM
MIKITA, STAN	70	35	62	97	12	STANFIELD, FRED	10	1	0	1	0
HULL, BOBBY	66	52	28	80	52	MISZUK, JOHN	3	0	0	0	0
WHARRAM, KEN	70	31	34	65	21	DEJORDY, DENIS	44	0	0	0	0
ESPOSITO, PHIL	69	21	40	61	40	HALL, GLENN	32	0	0	0	10
MOHNS, DOUG	62	25	35	60	58						
PILOTE, PIERRE	70	6	46	52	90						
HULL, DENNIS	70	25	17	42	33						
MAKI, CHICO	56	9	29	38	14						
NESTERENKO, ERIC	68	14	23	37	38						
HODGE, KEN	68	10	25	35	59						
STAPLETON, PAT	70	3	31	34	52						
JARRETT, DOUG	70	5	21	26	76						
HAY, BILL	36	7	13	20	12						
VAN IMPE, ED	61	8	11	19	111						
ANGOTTI, LOU	63	6	12	18	17						
BOYER, WALLY	42	5	6	11	15						
RAVLICH, MATT	62	0	3	3	39						
SMITH, WAYNE	2	1	1	2	2						

GOALIES	GP	W	L	T	MINS	GA	SO	AVG
DEJORDY, DENIS	44	22	12	7	2,536	104	4	2.46
HALL, GLENN	32	19	5	5	1,664	66	2	2.38

LEADERSHIP
PLAYERS
2019-20
OPPONENTS
TRADITION
RECORDS
PLAYOFFS
HISTORY
MINORS
MEDIA



# HISTORY OF THE BLACKHAWKS

## 1967-68 CHICAGO BLACKHAWKS

32-26-16, 80 POINTS, 4TH EAST DIVISION

	GM	DATE	OPPONENT	RESULT	SCORE	RECORD	GM	DATE	OPPONENT	RESULT	SCORE	RECORD
LEADERSHIP	1	10/11	NY RANGERS	L	3-6	0-1-0	44	01/20	@ Montreal	L	1-3	20-12-12
	2	10/14	@ Toronto	L	1-5	0-2-0	45	01/21	@ Boston	L	0-6	20-13-12
	3	10/15	TORONTO	L	3-5	0-3-0	46	01/24	DETROIT	L	2-4	20-14-12
	4	10/18	BOSTON	L	1-7	0-4-0	47	01/27	@ Toronto	W	4-1	21-14-12
PLAYERS	5	10/21	@ Pittsburgh	L	2-4	0-5-0	48	01/28	TORONTO	L	1-3	21-15-12
	6	10/22	LOS ANGELES	L	3-5	0-6-0	49	01/31	@ NY Rangers	W	3-2	22-15-12
	7	10/25	@ NY Rangers	T	2-2	0-6-1	50	02/01	@ Boston	T	4-4	22-15-13
	8	10/28	@ Minnesota	W	4-2	1-6-1	51	02/03	@ Philadelphia	L	3-5	22-16-13
2019-20	9	10/29	@ Detroit	L	1-5	1-7-1	52	02/04	LOS ANGELES	W	5-3	23-16-13
	10	11/02	@ Los Angeles	W	3-1	2-7-1	53	02/07	TORONTO	W	3-2	24-16-13
	11	11/05	@ Oakland	T	2-2	2-7-2	54	02/10	@ Montreal	L	4-6	24-17-13
	12	11/08	MONTREAL	W	3-2	3-7-2	55	02/11	MONTREAL	L	0-6	24-18-13
OPPONENTS	13	11/11	@ Montreal	T	3-3	3-7-3	56	02/14	BOSTON	W	3-1	25-18-13
	14	11/12	ST. LOUIS	W	5-2	4-7-3	57	02/17	@ Detroit	W	7-4	26-18-13
	15	11/15	@ St. Louis	W	4-1	5-7-3	58	02/18	DETROIT	W	7-1	27-18-13
	16	11/18	@ Toronto	T	2-2	5-7-4	59	02/21	@ Oakland	W	1-0	28-18-13
TRADITION	17	11/19	DETROIT	T	2-2	5-7-5	60	02/24	@ Los Angeles	T	3-3	28-18-14
	18	11/22	@ NY Rangers	W	7-1	6-7-5	61	02/28	@ Toronto	W	1-0	29-18-14
	19	11/25	MONTREAL	L	0-7	6-8-5	62	03/02	@ St. Louis	T	3-3	29-18-15
	20	11/23	@ Minnesota	W	4-1	7-8-5	63	03/03	@ NY Rangers	L	0-4	29-19-15
RECORDS	21	11/26	MINNESOTA	W	2-1	8-8-5	64	03/06	BOSTON	L	3-5	29-20-15
	22	11/29	PHILADELPHIA	W	3-1	9-8-5	65	03/09	@ Montreal	L	0-5	29-21-15
	23	12/02	@ Boston	T	4-4	9-8-6	66	03/10	TORONTO	W	4-0	30-21-15
	24	12/03	MINNESOTA	L	3-4	9-9-6	67	03/13	PITTSBURGH	W	4-3	31-21-15
PLAYOFFS	25	12/06	PITTSBURGH	W	7-2	10-9-6	68	03/17	OAKLAND	W	4-1	32-21-15
	26	12/09	@ Montreal	T	2-2	10-9-7	69	03/20	NY RANGERS	L	3-5	32-22-15
	27	12/10	@ Philadelphia	W	3-0	11-9-7	70	03/21	@ Boston	L	0-8	32-23-15
	28	12/13	NY RANGERS	W	5-2	12-9-7	71	03/24	MONTREAL	L	2-7	32-24-15
HISTORY	29	12/14	@ Detroit	W	3-1	13-9-7	72	03/28	@ Detroit	L	1-3	32-25-15
	30	12/16	@ Pittsburgh	T	1-1	13-9-8	73	03/30	@ Toronto	L	0-3	32-26-15
	31	12/17	TORONTO	W	2-0	14-9-8	74	03/31	DETROIT	T	5-5	32-26-16
	32	12/20	BOSTON	W	6-3	15-9-8						
MINORS	33	12/23	PHILADELPHIA	W	3-2	16-9-8						
	34	12/25	MONTREAL	W	3-1	17-9-8						
	35	12/27	@ Boston	L	2-7	17-10-8						
	36	12/30	@ NY Rangers	T	3-3	17-10-9						
MEDIA	37	12/31	OAKLAND	W	3-0	18-10-9						
	38	01/06	DETROIT	W	6-2	19-10-9						
	39	01/07	BOSTON	W	4-2	20-10-9						
	40	01/10	NY RANGERS	T	3-3	20-10-10						
	41	01/13	@ Detroit	T	4-4	20-10-11						
	42	01/14	ST. LOUIS	T	2-2	20-10-12						
	43	01/17	NY RANGERS	L	2-4	20-11-12						

PLAYER	GP	G	A	PTS	PIM	PLAYER	GP	G	A	PTS	PIM
MIKITA, STAN	72	40	47	87	14	SHELTON, DOUG	5	0	1	1	2
HULL, BOBBY	71	44	31	75	39	POWIS, GEOFFREY	2	0	0	0	0
WHARRAM, KEN	74	27	42	69	18	DEJORDY, DENIS	50	0	0	0	0
MOHNS, DOUG	65	24	29	53	53	DRYDEN, DAVE	27	0	0	0	0
STAPLETON, PAT	67	4	34	38	34	NORRIS, JACK	7	0	0	0	0
PILOTE, PIERRE	74	1	36	37	69						
NESTERENKO, ERIC	71	11	25	36	37						
MARTIN, PIT	63	16	19	35	36						
HULL, DENNIS	74	18	15	33	34						
MAKI, CHICO	60	8	16	24	4						
JARRETT, DOUG	74	4	19	23	48						
MAROTTE, GILLES	73	0	21	21	122						
MAKI, WAYNE	49	5	5	10	32						
TERBENCHE, PAUL	68	3	7	10	8						
ORBAN, BILL	39	3	2	5	17						
SCHMAUTZ, BOB	13	3	2	5	6						
REID, TOM	56	0	4	4	25						
GOYER, GERRY	40	1	2	3	4						

GOALIES	GP	W	L	T	MIN	GA	SO	AVG
DEJORDY, DENIS	50	21	14	14	2,981	128	4	2.71
DRYDEN, DAVE	27	9	9	2	1,268	69	1	3.27
NORRIS, JACK	7	2	3	0	354	22	1	3.95

# HISTORY OF THE BLACKHAWKS

## 1968-69 CHICAGO BLACKHAWKS

34-33-9, 77 POINTS, 6TH EAST DIVISION

GM	DATE	OPPONENT	RESULT	SCORE	RECORD	GM	DATE	OPPONENT	RESULT	SCORE	RECORD
1	10/11	ST. LOUIS	W	4-3	1-0-0	47	01/26	LOS ANGELES	W	9-3	24-19-4
2	10/13	NY RANGERS	W	5-2	2-0-0	48	01/30	@ Philadelphia	W	12-0	25-19-4
3	10/16	MINNESOTA	W	10-4	3-0-0	49	02/01	@ Minnesota	T	5-5	25-19-5
4	10/19	@ Toronto	W	3-1	4-0-0	50	02/02	MONTREAL	L	4-6	25-20-5
5	10/20	OAKLAND	L	3-4	4-1-0	51	02/05	BOSTON	L	2-7	25-21-5
6	10/23	@ Pittsburgh	W	8-5	5-1-0	52	02/06	@ Detroit	L	1-6	25-22-5
7	10/27	@ Detroit	L	3-4	5-2-0	53	02/08	DETROIT	L	1-3	25-23-5
8	10/30	@ Los Angeles	W	4-2	6-2-0	54	02/09	TORONTO	L	3-5	25-24-5
9	11/01	@ Oakland	L	2-5	6-3-0	55	02/11	@ Boston	L	3-7	25-25-5
10	11/03	@ Boston	L	3-5	6-4-0	56	02/12	PHILADELPHIA	T	3-3	25-25-6
11	11/06	DETROIT	L	5-6	6-5-0	57	02/15	@ Philadelphia	W	3-0	26-25-6
12	11/10	NY RANGERS	L	2-4	6-6-0	58	02/16	BOSTON	W	5-1	27-25-6
13	11/13	PITTSBURGH	W	6-5	7-6-0	59	02/19	@ Oakland	L	2-5	27-26-6
14	11/14	@ Pittsburgh	W	6-4	8-6-0	60	02/20	@ Los Angeles	W	6-2	28-26-6
15	11/16	@ Toronto	L	1-3	8-7-0	61	02/22	@ Toronto	W	4-2	29-26-6
16	11/17	TORONTO	T	1-1	8-7-1	62	02/26	@ NY Rangers	L	3-5	29-27-6
17	11/20	@ Minnesota	W	2-0	9-7-1	63	02/27	@ Pittsburgh	L	3-4	29-28-6
18	11/23	@ St. Louis	L	0-1	9-8-1	64	03/02	@ Toronto	L	1-2	29-29-6
19	11/24	MINNESOTA	W	6-0	10-8-1	65	03/03	@ Minnesota	W	6-1	30-29-6
20	11/27	@ NY Rangers	W	4-2	11-8-1	66	03/05	NY RANGERS	T	4-4	30-29-7
21	11/28	PITTSBURGH	L	2-3	11-9-1	67	03/12	OAKLAND	L	1-4	30-30-7
22	12/01	MONTREAL	L	1-3	11-10-1	68	03/15	@ Montreal	L	1-3	30-31-7
23	12/04	@ St. Louis	T	3-3	11-10-2	69	03/16	PHILADELPHIA	W	6-2	31-31-7
24	12/07	@ Montreal	L	3-6	11-11-2	70	03/19	MONTREAL	L	2-5	31-32-7
25	12/08	BOSTON	W	7-4	12-11-2	71	03/20	@ Boston	T	5-5	31-32-8
26	12/11	ST. LOUIS	W	6-3	13-11-2	72	03/22	BOSTON	L	3-5	31-33-8
27	12/14	@ Boston	L	5-10	13-12-2	73	03/23	TORONTO	W	4-1	32-33-8
28	12/15	OAKLAND	W	7-4	14-12-2	74	03/26	NY RANGERS	W	6-4	33-33-8
29	12/18	@ NY Rangers	W	3-1	15-12-2	75	03/29	@ Detroit	T	1-1	33-33-9
30	12/19	@ Detroit	W	2-0	16-12-2	76	03/30	DETROIT	W	9-5	34-33-9
31	12/22	PITTSBURGH	W	3-1	17-12-2						
32	12/25	TORONTO	L	3-4	17-13-2						
33	12/28	@ Minnesota	W	5-2	18-13-2						
34	12/29	LOS ANGELES	W	4-1	19-13-2						
35	01/01	DETROIT	W	4-1	20-13-2						
36	01/02	@ Philadelphia	T	2-2	20-13-3						
37	01/04	@ Montreal	W	6-3	21-13-3						
38	01/05	MONTREAL	L	2-4	21-14-3						
39	01/08	ST. LOUIS	W	3-1	22-14-3						
40	01/11	@ St. Louis	L	1-6	22-15-3						
41	01/12	LOS ANGELES	W	4-2	23-15-3						
42	01/15	@ Oakland	L	3-4	23-16-3						
43	01/16	@ Los Angeles	L	2-3	23-17-3						
44	01/18	@ Montreal	L	1-3	23-18-3						
45	01/23	PHILADELPHIA	T	2-2	23-18-4						
46	01/25	@ NY Rangers	L	0-3	23-19-4						

PLAYER	GP	G	A	PTS	PIM	PLAYER	GP	G	A	PTS	PIM
HULL, BOBBY	74	58	49	107	48	LEBLANC, J.P.	6	1	2	3	0
MIKITA, STAN	74	30	67	97	52	REID, TOM	30	0	3	3	12
PAPPIN, JIM	75	30	40	70	49	SHMYR, PAUL	3	1	0	1	8
WHARRAM, KEN	76	30	39	69	19	MCKAY, RAY	9	0	1	1	12
HULL, DENNIS	72	30	34	64	25	WISTE, JIM	3	0	0	0	0
MARTIN, PIT	76	23	38	61	73	MAKI, WAYNE	1	0	0	0	0
STAPLETON, PAT	75	6	50	56	44	DEJORDY, DENIS	53	0	1	1	2
MOHNS, DOUG	65	22	19	41	47	DRYDEN, DAVE	30	0	1	1	0
MAROTTE, GILLES	68	5	29	34	120	NORRIS, JACK	3	0	0	0	0
NESTERENKO, ERIC	72	15	17	32	29						
MAKI, CHCO	66	7	21	28	30						
SCHMAUTZ, BOB	63	9	7	16	37						
BOUDRIAS, ANDRE	20	4	10	14	4						
RAVLICH, MATT	60	2	12	14	57						
JARRETT, DOUG	69	0	13	13	58						
ORBAN, BILL	45	4	6	10	33						
YOUNG, HOWIE	57	3	7	10	67						
MCMAHON, JR., MIKE	20	0	8	8	6						

GOALIES	GP	W	L	T	MINS	GA	SO	AVG
DEJORDY, DENIS	53	21	22	7	2,981	156	2	3.15
DRYDEN, DAVE	30	12	11	2	1,479	79	3	3.21
NORRIS, JACK	3	1	0	0	100	10	0	6.00

LEADERSHIP
PLAYERS
2019-20
OPPONENTS
TRADITION
RECORDS
PLAYOFFS
HISTORY
MINORS
MEDIA

# HISTORY OF THE BLACKHAWKS

## 1969-70 CHICAGO BLACKHAWKS

45-22-9, 99 POINTS, 1ST EAST DIVISION

	GM	DATE	OPPONENT	RESULT	SCORE	RECORD	GM	DATE	OPPONENT	RESULT	SCORE	RECORD
LEADERSHIP	1	10/11	@ St. Louis	L	2-7	0-1-0	47	02/01	MINNESOTA	W	7-4	24-17-6
	2	10/12	OAKLAND	L	1-2	0-2-0	48	02/04	BOSTON	W	8-4	25-17-6
	3	10/15	DETROIT	L	1-4	0-3-0	49	02/07	PHILADELPHIA	T	4-4	25-17-7
	4	10/18	@ Toronto	L	1-4	0-4-0	50	02/08	MONTREAL	L	2-3	25-18-7
	5	10/19	MINNESOTA	L	1-4	0-5-0	51	02/11	PITTSBURGH	W	7-1	26-18-7
PLAYERS	6	10/22	@ NY Rangers	T	1-1	0-5-1	52	02/14	@ Minnesota	W	5-2	27-18-7
	7	10/25	@ Montreal	W	5-0	1-5-1	53	02/15	TORONTO	W	6-4	28-18-7
	8	10/29	@ Oakland	L	1-3	1-6-1	54	02/18	@ St. Louis	L	2-5	28-19-7
	9	11/01	@ Los Angeles	W	4-1	2-6-1	55	02/19	MINNESOTA	W	3-2	29-19-7
	10	11/05	NY RANGERS	W	3-1	3-6-1	56	02/21	NY RANGERS	W	4-2	30-19-7
2019-20	11	11/08	@ Pittsburgh	W	4-1	4-6-1	57	02/22	BOSTON	W	6-3	31-19-7
	12	11/09	TORONTO	W	9-0	5-6-1	58	02/26	@ Philadelphia	W	3-2	32-19-7
	13	11/15	OAKLAND	W	3-2	6-6-1	59	02/28	@ Boston	L	0-3	32-20-7
	14	11/16	MONTREAL	W	1-0	7-6-1	60	03/01	@ NY Rangers	W	3-1	33-20-7
	15	11/19	NY RANGERS	T	1-1	7-6-2	61	03/05	@ Los Angeles	W	3-1	34-20-7
OPPONENTS	16	11/21	BOSTON	T	2-2	7-6-3	62	03/06	@ Oakland	W	3-2	35-20-7
	17	11/23	PITTSBURGH	W	3-2	8-6-3	63	03/08	@ Philadelphia	W	3-2	36-20-7
	18	11/26	LOS ANGELES	W	6-0	9-6-3	64	03/11	BOSTON	T	0-0	36-20-8
	19	11/29	@ Detroit	L	4-5	9-7-3	65	03/14	NY RANGERS	W	7-4	37-20-8
	20	11/30	ST. LOUIS	W	3-1	10-7-3	66	03/15	LOS ANGELES	W	5-2	38-20-8
TRADITION	21	12/03	@ NY Rangers	T	3-3	10-7-4	67	03/18	@ Toronto	W	7-4	39-20-8
	22	12/04	MONTREAL	L	0-1	10-8-4	68	03/19	@ Boston	L	1-3	39-21-8
	23	12/06	@ Boston	L	1-6	10-9-4	69	03/21	@ Pittsburgh	W	5-3	40-21-8
	24	12/07	DETROIT	W	5-1	11-9-4	70	03/22	ST. LOUIS	W	1-0	41-21-8
	25	12/10	@ Minnesota	L	5-8	11-10-4	71	03/26	@ Detroit	W	1-0	42-21-8
RECORDS	26	12/13	@ Montreal	L	1-4	11-11-4	72	03/28	@ Toronto	T	1-1	42-21-9
	27	12/14	PHILADELPHIA	W	4-1	12-11-4	73	03/29	TORONTO	W	4-0	43-22-9
	28	12/17	@ Los Angeles	L	1-3	12-12-4	74	04/01	DETROIT	L	2-5	43-23-9
	29	12/19	@ Oakland	W	4-0	13-12-4	75	04/04	@ Montreal	W	4-1	44-23-9
	30	12/21	ST. LOUIS	W	4-0	14-12-4	76	04/05	MONTREAL	W	10-2	45-22-9
PLAYOFFS	31	12/25	@ Minnesota	T	4-4	14-12-5						
	32	12/27	@ Pittsburgh	W	3-0	15-12-5						
	33	12/31	@ NY Rangers	L	1-2	15-13-5						
	34	01/03	@ Toronto	L	2-6	15-14-5						
	35	01/04	@ Detroit	L	0-4	15-15-5						
HISTORY	36	01/07	DETROIT	W	7-0	16-15-5						
	37	01/10	@ St. Louis	W	6-2	17-15-5						
	38	01/11	LOS ANGELES	W	3-1	18-15-5						
	39	01/14	PITTSBURGH	W	5-0	19-15-5						
	40	01/17	@ Boston	W	1-0	20-15-5						
MINORS	41	01/18	OAKLAND	W	3-1	21-15-5						
	42	01/22	@ Detroit	W	4-3	22-15-5						
	43	01/24	@ Montreal	L	1-4	22-16-5						
	44	01/25	TORONTO	L	2-3	22-17-5						
	45	01/28	PHILADELPHIA	T	2-2	22-17-6						
MEDIA	46	01/31	@ Philadelphia	W	5-0	23-17-6						

PLAYER	GP	G	A	PTS	PIM	PLAYER	GP	G	A	PTS	PIM
MIKITA, STAN	76	39	47	86	50	SHMYR, PAUL	24	0	4	4	26
HULL, BOBBY	61	38	29	67	8	UBRIACO, GENE	22	1	1	2	2
MARTIN, PIT	73	30	33	63	61	CAMPBELL, BRYAN	15	1	1	2	2
PAPPIN, JIM	66	28	25	53	68	MCKAY, RAY	17	0	0	0	23
HULL, DENNIS	76	17	35	52	31	CAFFERY, TERRY	6	0	0	0	0
STAPLETON, PAT	49	4	38	42	28	ESPOSITO, TONY	63	0	2	2	2
PINDER, GERRY	75	19	20	39	41	DESJARDINS, GERRY	4	0	1	1	0
ANGOTTI, LOU	70	12	26	38	25	DEJORDY, DENIS	10	0	0	0	0
KOROLL, CLIFF	73	18	19	37	44						
NESTERENKO, ERIC	67	16	18	34	26						
MAKL, CHCO	75	10	24	34	27						
MOHNS, DOUG	66	6	27	33	46						
JARRETT, DOUG	72	4	20	24	78						
MAGNUSON, KEITH	76	0	24	24	213						
MAROTTE, GILLES	51	5	13	18	52						
WISTE, JIM	26	0	8	8	8						
MENARD, HOWIE	19	2	3	5	8						
WHITE, BILL	21	0	5	5	18						

GOALIES	GP	W	L	T	MIN	GA	SO	AVG
ESPOSITO, TONY	63	38	17	8	3,763	136	15	2.17
DEJORDY, DENIS	11	3	5	1	557	25	0	2.70
DESJARDINS, GERRY	4	4	0	0	240	8	0	2.00

# HISTORY OF THE BLACKHAWKS

## 1970-71 CHICAGO BLACKHAWKS

49-20-9, 107 POINTS, 1ST WEST DIVISION

GM	DATE	OPPONENT	RESULT	SCORE	RECORD	GM	DATE	OPPONENT	RESULT	SCORE	RECORD
1	10/11	CALIFORNIA	W	5-1	1-0-0	48	01/28	PITTSBURGH	W	4-1	32-10-6
2	10/14	VANCOUVER	W	8-2	2-0-0	49	01/30	@ Pittsburgh	L	1-3	32-11-6
3	10/15	@ Detroit	W	2-1	3-0-0	50	01/31	MONTREAL	W	4-1	33-11-6
4	10/17	@ Montreal	L	2-6	3-1-0	51	02/03	@ NY Rangers	W	4-2	34-11-6
5	10/18	ST. LOUIS	T	2-2	3-1-1	52	02/04	@ Philadelphia	L	2-6	34-12-6
6	10/22	@ Boston	T	3-3	3-1-2	53	02/06	@ Minnesota	W	6-2	35-12-6
7	10/24	@ Toronto	W	1-0	4-1-2	54	02/07	PITTSBURGH	W	1-0	36-12-6
8	10/25	@ Buffalo	W	4-0	5-1-2	55	02/10	TORONTO	L	2-3	36-13-6
9	10/28	@ Minnesota	L	1-2	5-2-2	56	02/13	@ Pittsburgh	L	4-5	36-14-6
10	10/31	@ Pittsburgh	W	5-2	6-2-2	57	02/14	VANCOUVER	W	3-1	37-14-6
11	11/01	@ NY Rangers	L	2-5	6-3-2	58	02/17	BUFFALO	W	5-1	38-14-6
12	11/04	DETROIT	W	4-2	7-3-2	59	02/20	@ Montreal	L	1-7	38-15-6
13	11/07	@ Philadelphia	T	1-1	7-3-3	60	02/21	LOS ANGELES	W	7-5	39-15-6
14	11/08	MINNESOTA	T	3-3	7-3-4	61	02/26	@ California	W	3-1	40-15-6
15	11/11	PHILADELPHIA	W	7-1	8-3-4	62	02/27	@ Los Angeles	W	4-1	41-15-6
16	11/14	NY RANGERS	W	2-1	9-3-4	63	03/03	@ St. Louis	W	5-1	42-15-6
17	11/15	VANCOUVER	W	4-2	10-3-4	64	03/05	@ Buffalo	T	2-2	42-15-7
18	11/21	@ St. Louis	T	3-3	10-3-5	65	03/06	@ Toronto	T	2-2	42-15-8
19	11/22	CALIFORNIA	W	9-0	11-3-5	66	03/10	NY RANGERS	L	2-4	42-16-8
20	11/25	MONTREAL	W	5-3	12-3-5	67	03/13	@ Montreal	W	4-1	43-16-8
21	11/26	@ Boston	L	2-3	12-4-5	68	03/14	ST. LOUIS	T	4-4	43-16-9
22	11/28	PHILADELPHIA	W	3-1	13-4-5	69	03/16	@ Vancouver	W	7-4	44-16-9
23	11/29	LOS ANGELES	W	5-3	14-4-5	70	03/18	@ Los Angeles	L	2-3	44-17-9
24	12/02	BOSTON	W	4-3	15-4-5	71	03/19	@ California	W	5-2	45-17-9
25	12/05	@ Minnesota	W	4-1	16-4-5	72	03/21	DETROIT	W	2-0	46-17-9
26	12/06	TORONTO	W	6-2	17-4-5	73	03/24	BOSTON	W	2-1	47-17-9
27	12/09	BUFFALO	W	6-1	18-4-5	74	03/27	PHILADELPHIA	W	3-1	48-17-9
28	12/12	@ Toronto	L	1-2	18-5-5	75	03/28	MONTREAL	L	1-2	48-18-9
29	12/13	MINNESOTA	W	5-2	19-5-5	76	03/31	@ NY Rangers	L	2-4	48-19-9
30	12/16	ST. LOUIS	W	8-3	20-5-5	77	04/03	@ Detroit	W	4-1	49-19-9
31	12/20	PITTSBURGH	W	2-1	21-5-5	78	04/04	TORONTO	L	2-3	49-20-9
32	12/22	@ California	L	2-5	21-6-5						
33	12/23	@ Los Angeles	W	6-4	22-6-5						
34	12/26	@ Vancouver	W	4-2	23-6-5						
35	12/31	@ Detroit	W	8-3	24-6-5						
36	01/02	@ Philadelphia	W	3-1	25-6-5						
37	01/03	@ Buffalo	W	5-3	26-6-5						
38	01/06	LOS ANGELES	L	2-4	26-7-5						
39	01/09	BOSTON	W	4-3	27-7-5						
40	01/10	MINNESOTA	L	2-3	27-8-5						
41	01/13	BUFFALO	W	4-2	28-8-5						
42	01/16	@ St. Louis	L	2-3	28-9-5						
43	01/17	NY RANGERS	W	4-3	29-9-5						
44	01/21	DETROIT	W	2-0	30-9-5						
45	01/23	@ Boston	L	2-6	30-10-5						
46	01/24	CALIFORNIA	W	5-3	31-10-5						
47	01/26	@ Vancouver	T	3-3	31-10-6						

PLAYER	GP	G	A	PTS	PIM	PLAYER	GP	G	A	PTS	PIM
HULL, BOBBY	78	44	52	96	32	O'SHEA, DANNY	18	4	7	11	10
MIKITA, STAN	74	24	48	72	85	MOHNS, DOUG	38	4	6	10	16
HULL, DENNIS	78	40	26	66	16	ROMANCHYCH, LARRY	10	0	2	2	2
MARTIN, PIT	62	22	33	55	40	FOLEY, RICK	2	0	1	1	8
CAMPBELL, BRYAN	78	17	37	54	26	MCKAY, RAY	2	0	0	0	0
STAPLETON, PAT	76	7	44	51	30	ESPOSITO, TONY	57	0	1	1	4
KOROLL, CLIFF	72	16	34	50	85	DESJARDINS, GERRY	22	0	0	0	6
MAKI, CHICO	72	22	26	48	18	MELOCHE, GILLES	2	0	0	0	0
PAPPIN, JIM	58	22	23	45	40	BROWN, KEN	1	0	0	0	0
PINDER, GERRY	74	13	18	31	35						
MALONEY, DAN	74	12	14	26	174						
ANGOTTI, LOU	65	9	16	25	19						
WHITE, BILL	67	4	21	25	64						
NESTERENKO, ERIC	76	8	15	23	28						
MAGNUSON, KEITH	76	3	20	23	289						
KORAB, JERRY	46	4	14	18	152						
SHMYR, PAUL	57	1	12	13	41						
JARRETT, DOUG	51	1	12	13	46						

GOALIES	GP	W	L	T	MINS	GA	SO	AVG
ESPOSITO, TONY	57	35	14	7	3,325	126	6	2.27
DESJARDINS, GERRY	22	12	6	2	1,217	49	0	2.42
MELOCHE, GILLES	2	2	0	0	120	6	0	3.00
BROWN, KEN	1	0	0	0	18	1	0	3.37

LEADERSHIP
PLAYERS
2019-20
OPPONENTS
TRADITION
RECORDS
PLAYOFFS
HISTORY
MINORS
MEDIA

# HISTORY OF THE BLACKHAWKS

## 1971-72 CHICAGO BLACKHAWKS

46-17-15, 107 POINTS, 1ST WEST DIVISION

	GM	DATE	OPPONENT	RESULT	SCORE	RECORD	GM	DATE	OPPONENT	RESULT	SCORE	RECORD
LEADERSHIP	1	10/09	@ St. Louis	W	4-2	1-0-0	48	01/29	@ Pittsburgh	W	4-2	33-10-5
	2	10/10	DETROIT	W	2-1	2-0-0	49	01/30	DETROIT	W	4-2	34-10-5
	3	10/13	ST. LOUIS	W	1-0	3-0-0	50	02/01	@ Los Angeles	L	4-7	34-11-5
	4	10/16	@ Minnesota	W	3-2	4-0-0	51	02/04	@ Vancouver	W	6-2	35-11-5
PLAYERS	5	10/17	LOS ANGELES	W	4-0	5-0-0	52	02/06	MINNESOTA	W	5-0	36-11-5
	6	10/20	@ NY Rangers	L	1-3	5-1-0	53	02/09	@ NY Rangers	L	1-4	36-12-5
	7	10/21	@ Buffalo	W	5-2	6-1-0	54	02/10	@ Montreal	L	1-7	36-13-5
	8	10/23	@ Pittsburgh	W	5-2	7-1-0	55	02/12	@ Detroit	T	3-3	36-13-6
2019-20	9	10/24	@ Philadelphia	L	1-2	7-2-0	56	02/13	TORONTO	W	3-1	37-13-6
	10	10/26	@ Detroit	W	5-2	8-2-0	57	02/15	@ St. Louis	W	3-2	38-13-6
	11	10/30	@ Los Angeles	W	5-1	9-2-0	58	02/16	PHILADELPHIA	T	3-3	38-13-7
	12	10/31	@ Vancouver	L	2-6	9-3-0	59	02/20	BOSTON	L	1-3	38-14-7
OPPONENTS	13	11/03	PHILADELPHIA	W	3-0	10-3-0	60	02/23	BUFFALO	L	1-2	38-15-7
	14	11/06	@ Montreal	L	1-2	10-4-0	61	02/24	@ Buffalo	L	3-5	38-16-7
	15	11/07	PITTSBURGH	W	4-1	11-4-0	62	02/26	CALIFORNIA	W	3-0	39-16-7
	16	11/07	BOSTON	W	3-1	12-4-0	63	02/27	VANCOUVER	T	3-3	39-16-8
TRAITION	17	11/14	CALIFORNIA	W	4-1	13-4-0	64	03/01	@ Los Angeles	W	6-4	40-16-8
	18	11/17	VANCOUVER	W	3-0	14-4-0	65	03/03	@ California	T	4-4	40-16-9
	19	11/20	@ Boston	L	1-2	14-5-0	66	03/05	@ Minnesota	L	1-2	40-17-9
	20	11/21	PITTSBURGH	W	7-3	15-5-0	67	03/08	@ NY Rangers	T	3-3	40-17-10
RECORDS	21	11/24	MONTREAL	T	3-3	15-5-1	68	03/11	@ Montreal	T	1-1	40-17-11
	22	11/27	@ Toronto	T	3-3	15-5-2	69	03/12	@ Detroit	W	3-2	41-17-11
	23	11/28	TORONTO	W	4-1	16-5-2	70	03/15	NY RANGERS	W	3-1	42-17-11
	24	11/30	@ Vancouver	L	2-4	16-6-2	71	03/18	@ Toronto	T	2-2	42-17-12
PLAYOFFS	25	12/03	@ California	L	1-2	16-7-2	72	03/19	BUFFALO	T	3-3	42-17-13
	26	12/05	LOS ANGELES	W	7-0	17-7-2	73	03/23	@ Philadelphia	W	4-2	43-17-13
	27	12/08	NY RANGERS	T	2-2	17-7-3	74	03/25	@ Boston	T	5-5	43-17-14
	28	12/09	@ Buffalo	W	3-1	18-7-3	75	03/26	ST. LOUIS	W	4-0	44-17-14
HISTORY	29	12/11	@ Toronto	W	3-1	19-7-3	76	03/29	MONTREAL	T	5-5	44-17-15
	30	12/12	MINNESOTA	W	5-3	20-7-3	77	04/01	@ St. Louis	W	2-0	45-17-15
	31	12/15	BUFFALO	W	2-1	21-7-3	78	04/02	DETROIT	W	6-1	46-17-15
	32	12/18	@ Minnesota	W	4-1	22-7-3						
MINORS	33	12/19	ST. LOUIS	W	2-0	23-7-3						
	34	12/22	@ California	W	4-1	24-7-3						
	35	12/26	LOS ANGELES	W	6-3	25-7-3						
	36	12/29	BOSTON	L	1-5	25-8-3						
MEDIA	37	01/02	PHILADELPHIA	W	6-2	26-8-3						
	38	01/05	PITTSBURGH	T	3-3	26-8-4						
	39	01/08	@ Pittsburgh	W	4-0	27-8-4						
	40	01/09	MONTREAL	W	5-2	28-8-4						
	41	01/12	NY RANGERS	T	5-5	28-8-5						
	42	01/15	@ Boston	L	2-4	28-9-5						
	43	01/16	MINNESOTA	W	3-2	29-9-5						
	44	01/19	CALIFORNIA	W	2-0	30-9-5						
	45	01/20	@ Philadelphia	L	2-3	30-10-5						
	46	01/23	TORONTO	W	4-0	31-10-5						
	47	01/27	VANCOUVER	W	4-0	32-10-5						

PLAYER	GP	G	A	PTS	PIM	PLAYER	GP	G	A	PTS	PIM
HULL, BOBBY	78	50	45	95	24	LACROIX, ANDRE	51	4	7	11	6
MARTIN, PIT	78	24	51	75	56	BORDELEAU, J.P.	3	0	2	2	2
HULL, DENNIS	78	30	39	69	10	ESPOSITO, TONY	48	0	1	1	2
MINKA, STAN	74	26	39	65	46	SMITH, GARY	28	0	0	0	0
PAPPIN, JIM	64	27	21	48	38	DESJARDINS, GERRY	6	0	0	0	0
MAKI, CHICO	62	13	34	47	22						
KOROLL, CLIFF	76	22	23	45	51						
STAPLETON, PAT	78	3	38	41	45						
WHITE, BILL	76	7	22	29	58						
JARRETT, DOUG	78	6	23	29	68						
MAGNUSON, KEITH	74	2	19	21	201						
CAMPBELL, BRIAN	75	5	13	18	22						
O'SHEA, DANNY	48	6	9	15	28						
ANGOTTI, LOU	65	5	10	15	23						
KORAB, JERRY	73	9	5	14	95						
BORDELEAU, CHRIS	25	6	8	14	6						
NESTERENKO, ERIC	38	4	8	12	27						
MAGGS, DARRYL	59	7	4	11	4						

GOALIES	GP	W	L	T	MIN	GA	SO	AVG
ESPOSITO, TONY	48	31	10	6	2,780	82	9	1.77
SMITH, GARY	28	14	5	6	1,540	62	5	2.42
DESJARDINS, GERRY	6	1	2	3	360	21	0	3.51

# HISTORY OF THE BLACKHAWKS

## 1972-73 CHICAGO BLACKHAWKS

42-27-9, 93 POINTS, 1ST WEST DIVISION

GM	DATE	OPPONENT	RESULT	SCORE	RECORD	GM	DATE	OPPONENT	RESULT	SCORE	RECORD
1	10/07	@ Toronto	W	3-1	1-0-0	48	01/24	VANCOUVER	T	3-3	26-17-5
2	10/08	NY RANGERS	W	5-1	2-0-0	49	01/27	@ Boston	W	4-2	27-17-5
3	10/11	ATLANTA	W	4-1	3-0-0	50	01/28	MINNESOTA	W	5-1	28-17-5
4	10/14	@ St. Louis	W	4-2	4-0-0	51	02/01	@ NY Islanders	W	5-3	29-17-5
5	10/15	ST. LOUIS	L	1-3	4-1-0	52	02/03	@ Philadelphia	T	2-2	29-17-6
6	10/17	@ Vancouver	L	3-6	4-2-0	53	02/04	ST. LOUIS	W	5-2	30-17-6
7	10/21	@ Los Angeles	L	1-3	4-3-0	54	02/07	BUFFALO	W	2-1	31-17-6
8	10/22	@ California	W	4-2	5-3-0	55	02/09	@ Atlanta	W	4-3	32-17-6
9	10/26	@ Boston	W	6-3	6-3-0	56	02/11	PHILADELPHIA	W	7-2	33-17-6
10	10/28	@ NY Islanders	T	4-4	6-3-1	57	02/14	NY ISLANDERS	W	4-2	34-17-6
11	10/29	@ NY Rangers	L	1-7	6-4-1	58	02/17	@ St. Louis	L	3-4	34-18-6
12	11/01	NY RANGERS	L	2-3	6-5-1	59	02/18	BOSTON	L	1-4	34-19-6
13	11/04	@ Minnesota	L	3-5	6-6-1	60	02/21	MONTREAL	L	2-4	34-20-6
14	11/05	CALIFORNIA	T	3-3	6-6-2	61	02/24	@ Pittsburgh	L	0-2	34-21-6
15	11/08	NY ISLANDERS	W	6-1	7-6-2	62	02/25	ATLANTA	W	4-2	35-21-6
16	11/09	@ Philadelphia	L	3-5	7-7-2	63	02/27	@ NY Islanders	W	5-3	36-21-6
17	11/12	DETROIT	W	5-1	8-7-2	64	02/28	@ NY Rangers	T	3-3	36-21-7
18	11/18	@ Montreal	W	5-3	9-7-2	65	03/03	@ Toronto	T	3-3	36-21-8
19	11/19	MINNESOTA	L	1-5	9-8-2	66	03/04	@ Boston	L	0-4	36-22-8
20	11/22	VANCOUVER	W	5-2	10-8-2	67	03/08	@ Los Angeles	L	1-4	36-23-8
21	11/25	@ St. Louis	W	4-2	11-8-2	68	03/10	@ Vancouver	W	4-2	37-23-8
22	11/26	MONTREAL	W	3-2	12-8-2	69	03/11	@ California	W	5-1	38-23-8
23	11/29	DETROIT	W	8-3	13-8-2	70	03/14	NY RANGERS	W	4-2	39-23-8
24	12/02	@ Pittsburgh	L	2-3	13-9-2	71	03/17	@ Atlanta	L	2-3	39-24-8
25	12/03	PITTSBURGH	W	4-2	14-9-2	72	03/18	DETROIT	L	0-2	39-25-8
26	12/06	LOS ANGELES	W	6-0	15-9-2	73	03/21	BUFFALO	W	6-2	40-25-8
27	12/10	MINNESOTA	W	5-1	16-9-2	74	03/24	ATLANTA	W	7-0	41-25-8
28	12/12	@ Vancouver	W	5-1	17-9-2	75	03/25	MONTREAL	W	6-5	42-25-8
29	12/13	@ Los Angeles	L	1-3	17-10-2	76	03/28	@ Montreal	L	3-4	42-26-8
30	12/15	@ California	W	9-4	18-10-2	77	03/31	@ Detroit	L	2-4	42-27-8
31	12/17	LOS ANGELES	W	2-0	19-10-2	78	04/01	TORONTO	T	4-4	42-27-9
32	12/20	PHILADELPHIA	W	4-1	20-10-2						
33	12/23	@ Toronto	L	3-5	20-11-2						
34	12/24	TORONTO	W	5-1	21-11-2						
35	12/27	ST. LOUIS	L	3-5	21-12-2						
36	12/28	@ Buffalo	L	2-8	21-13-2						
37	12/31	BUFFALO	W	4-2	22-13-2						
38	01/03	PITTSBURGH	L	3-5	22-14-2						
39	01/06	@ Minnesota	W	2-0	23-14-2						
40	01/07	BOSTON	W	5-4	24-14-2						
41	01/10	@ Atlanta	L	2-5	24-15-2						
42	01/13	PHILADELPHIA	L	2-3	24-16-2						
43	01/14	CALIFORNIA	T	6-6	24-16-3						
44	01/17	@ Detroit	W	6-4	25-16-3						
45	01/18	@ Buffalo	L	1-5	25-17-3						
46	01/20	@ Minnesota	T	3-3	25-17-4						
47	01/21	PITTSBURGH	W	9-3	26-17-4						

PLAYER	GP	G	A	PTS	PIM	PLAYER	GP	G	A	PTS	PIM
PAPPIN, JIM	76	41	51	92	82	BACKSTROM, RALPH	16	6	3	9	2
HULL, DENNIS	78	39	51	90	27	OGELVIE, BRIAN	12	1	2	3	4
MARTIN, PIT	78	29	61	90	30	KRYSKOW, DAVE	11	1	0	1	0
MIKITA, STAN	57	27	56	83	32	LEDINGHAM, WALT	9	0	1	1	4
KOROLL, CLIFF	77	33	24	57	38	L'ABBE, MAURICE	5	0	1	1	0
WHITE, BILL	72	9	38	47	80	MAGES, DARRYL	17	0	0	0	4
ANGOTTI, LOU	77	15	22	37	26	ESPOSITO, TONY	56	0	2	2	0
MAKI, CHICO	77	13	19	32	10	SMITH, GARY	23	0	0	0	5
STAPLETON, PAT	75	10	21	31	16						
BORDELEAU, JEAN-PIERRE	73	15	15	30	6						
MALONEY, DAN	57	13	17	30	63						
REDMOND, DICK	52	9	19	28	4						
KORAB, JERRY	77	12	15	27	94						
RUSSELL, PHIL	76	6	19	25	156						
MAGNUSON, KEITH	77	0	19	19	140						
MARKS, JOHN	55	3	10	13	21						
JARRETT, DOUG	49	2	11	13	18						

GOALIES	GP	W	L	T	MIN	GA	SO	AVG
ESPOSITO, TONY	56	32	17	7	3,340	140	4	2.52
SMITH, GARY	23	10	10	2	1,340	79	0	3.54

LEADERSHIP
PLAYERS
2019-20
OPPONENTS
TRADITION
RECORDS
PLAYOFFS
HISTORY
MINORS
MEDIA

# HISTORY OF THE BLACKHAWKS

## 1973-74 CHICAGO BLACKHAWKS

41-14-23, 105 POINTS, 2ND WEST DIVISION

	GM	DATE	OPPONENT	RESULT	SCORE	RECORD	GM	DATE	OPPONENT	RESULT	SCORE	RECORD
LEADERSHIP	1	10/10	@ Los Angeles	W	3-0	1-0-0	48	02/02	@ Pittsburgh	W	3-1	23-11-14
	2	10/12	@ California	L	2-3	1-1-0	49	02/03	ST. LOUIS	W	3-0	24-11-14
	3	10/14	MINNESOTA	T	1-1	1-1-1	50	02/06	ATLANTA	T	1-1	24-11-15
	4	10/17	VANCOUVER	W	5-0	2-1-1	51	02/08	@ Atlanta	W	3-0	25-11-15
PLAYERS	5	10/21	NY ISLANDERS	T	3-3	2-1-2	52	02/10	PITTSBURGH	W	5-3	26-11-15
	6	10/24	@ Buffalo	L	1-3	2-2-2	53	02/13	LOS ANGELES	W	4-0	27-11-15
	7	10/27	@ St. Louis	T	4-4	2-2-3	54	02/16	@ NY Islanders	W	4-0	28-11-15
	8	10/28	TORONTO	T	1-1	2-2-4	55	02/17	TORONTO	W	4-1	29-11-15
2019-20	9	11/01	@ Philadelphia	L	0-1	2-3-4	56	02/20	CALIFORNIA	W	3-0	30-11-15
	10	11/03	@ Minnesota	L	4-5	2-4-4	57	02/23	PHILADELPHIA	W	3-1	31-11-15
	11	11/04	NY RANGERS	W	4-1	3-4-4	58	02/24	PITTSBURGH	L	2-4	31-12-15
	12	11/07	@ California	T	1-1	3-4-5	59	02/27	@ Minnesota	W	3-1	32-12-15
OPPONENTS	13	11/09	@ Vancouver	W	4-0	4-4-5	60	02/28	@ Buffalo	T	2-2	32-12-16
	14	11/11	@ Los Angeles	W	3-0	5-4-5	61	03/03	@ Detroit	T	6-6	32-12-17
	15	11/14	@ NY Rangers	T	4-4	5-4-6	62	03/06	@ California	T	3-3	32-12-18
	16	11/16	@ Atlanta	W	6-1	6-4-6	63	03/07	@ Los Angeles	L	2-3	32-12-18
TRADITION	17	11/17	@ Pittsburgh	W	4-1	7-4-6	64	03/09	@ Vancouver	T	4-4	32-12-19
	18	11/21	ST. LOUIS	W	4-1	8-4-6	65	03/13	MONTREAL	T	3-3	32-12-20
	19	11/24	@ Toronto	W	3-1	9-4-6	66	03/14	@ NY Rangers	W	5-2	33-12-20
	20	11/25	MONTREAL	L	4-6	9-5-6	67	03/16	@ Montreal	W	3-1	34-12-20
RECORDS	21	11/28	BOSTON	T	3-3	9-5-7	68	03/17	ATLANTA	T	3-3	34-12-21
	22	12/01	@ Montreal	W	5-0	10-5-7	69	03/20	BUFFALO	L	2-3	34-12-21
	23	12/02	PITTSBURGH	W	2-1	11-5-7	70	03/23	@ Philadelphia	W	3-1	35-12-21
	24	12/05	@ Detroit	W	8-2	12-5-7	71	03/24	MINNESOTA	W	6-0	36-12-21
PLAYOFFS	25	12/09	MINNESOTA	W	5-3	13-5-7	72	03/27	@ Toronto	W	5-3	37-12-21
	26	12/12	PHILADELPHIA	T	2-2	13-5-8	73	03/28	@ Buffalo	T	2-2	37-12-22
	27	12/15	@ NY Islanders	T	3-3	13-5-9	74	03/30	@ Detroit	W	2-1	38-12-22
	28	12/16	@ NY Rangers	W	6-1	14-5-9	75	03/31	ST. LOUIS	T	2-2	38-12-23
HISTORY	29	12/19	BUFFALO	T	2-2	15-5-10	76	04/03	BOSTON	W	6-2	39-12-23
	30	12/22	@ Philadelphia	L	2-4	15-6-10	77	04/06	@ St. Louis	W	6-3	40-12-23
	31	12/25	VANCOUVER	W	6-2	16-6-10	78	04/07	DETROIT	W	7-4	41-12-23
	32	12/26	LOS ANGELES	T	3-3	16-6-11						
MINORS	33	12/29	@ Pittsburgh	W	4-2	17-6-11						
	34	12/30	TORONTO	L	3-4	16-7-11						
	35	01/02	NY ISLANDERS	W	5-1	17-7-11						
	36	01/03	@ Atlanta	L	2-3	17-8-11						
MEDIA	37	01/06	CALIFORNIA	W	9-4	18-8-11						
	38	01/09	LOS ANGELES	T	4-4	18-8-12						
	39	01/10	@ Boston	T	2-2	18-8-13						
	40	01/13	DETROIT	W	4-1	19-8-13						
	41	01/16	BOSTON	T	5-5	19-8-14						
	42	01/19	NY RANGERS	L	2-3	19-9-14						
	43	01/20	VANCOUVER	W	7-2	20-9-14						
	44	01/24	@ Boston	W	2-1	21-9-14						
	45	01/26	@ Montreal	L	1-4	21-10-14						
	46	01/27	NY ISLANDERS	L	2-4	21-11-14						
	47	01/31	CALIFORNIA	W	2-1	22-11-14						

PLAYER	GP	G	A	PTS	PIM	PLAYER	GP	G	A	PTS	PIM
MIKITA, STAN	76	30	50	80	46	FRIG, LEN	66	4	10	14	35
MARTIN, PIT	78	30	47	77	43	MAGNUSON, KEITH	57	2	11	13	105
PAPPIN, JIM	78	32	41	73	76	DONALDSON, GARY	1	0	0	0	0
HULL, DENNIS	74	29	39	68	15	PALMER, ROB	1	0	0	0	0
REDMOND, DICK	76	17	42	59	69	ESPOSITO, TONY	70	0	1	1	0
KOROLL, CLIFF	78	21	25	46	32	VEISOR, MIKE	10	0	1	1	0
WHITE, BILL	69	5	31	36	52						
RUSSELL, PHIL	75	10	25	35	184						
MAKI, CHICO	69	9	26	35	12						
TALLON, DALE	65	15	19	34	36						
ROTA, DARCY	74	21	12	33	58						
MARKS, JOHN	76	13	18	31	22						
POWIS, LYNN	57	8	13	21	6						
BORDELEAU, JEAN-PIERRE	64	11	9	20	11						
KRYSKOW, DAVE	72	7	12	19	22						
GAGNON, GERMAIN	14	3	14	17	4						
JARRETT, DOUG	67	5	11	16	45						

GOALIES	GP	W	L	T	MIN	GA	SO	AVG
ESPOSITO, TONY	70	34	14	21	4,143	141	10	2.05
VEISOR, MIKE	10	7	0	2	537	20	1	2.23

# HISTORY OF THE BLACKHAWKS

## 1974-75 CHICAGO BLACKHAWKS

37-35-8, 82 POINTS, 3RD SMYTHE DIVISION

GM	DATE	OPPONENT	RESULT	SCORE	RECORD	GM	DATE	OPPONENT	RESULT	SCORE	RECORD
1	10/09	@ Detroit	L	1-2	0-1-0	49	01/29	@ Pittsburgh	L	1-6	24-21-4
2	10/13	ATLANTA	L	3-4	0-2-0	50	02/01	NY RANGERS	L	1-4	24-22-4
3	10/16	BOSTON	W	4-0	1-2-0	51	02/02	NY ISLANDERS	T	1-1	24-22-5
4	10/17	@ Washington	L	3-4	1-3-0	52	02/04	@ Kansas City	T	3-3	24-22-6
5	10/19	@ St. Louis	W	3-1	2-3-0	53	02/05	@ Minnesota	W	2-1	25-22-6
6	10/20	MINNESOTA	W	6-0	3-3-0	54	02/07	@ Vancouver	L	1-3	25-23-6
7	10/23	WASHINGTON	W	3-2	4-3-0	55	02/09	LOS ANGELES	L	1-2	25-24-6
8	10/26	@ Toronto	W	9-3	5-3-0	56	02/12	BOSTON	W	8-3	26-24-6
9	10/27	ST. LOUIS	W	10-3	6-3-0	57	02/13	@ Philadelphia	L	1-4	26-25-6
10	10/30	@ Montreal	T	4-4	6-3-1	58	02/15	@ Montreal	L	3-12	26-26-6
11	11/02	@ Kansas City	W	4-3	7-3-1	59	02/16	MONTREAL	L	3-6	26-27-6
12	11/03	PITTSBURGH	T	3-3	7-3-2	60	02/19	@ NY Rangers	T	2-2	26-27-7
13	11/06	@ Buffalo	L	4-6	7-4-2	61	02/22	WASHINGTON	W	10-3	27-27-7
14	11/08	@ Atlanta	L	0-2	7-5-2	62	02/23	ATLANTA	W	4-0	28-27-7
15	11/12	@ Vancouver	L	0-1	7-6-2	63	02/25	@ Washington	W	6-2	29-27-7
16	12/08	@ California	L	0-2	7-7-2	64	02/28	@ Atlanta	W	4-3	30-27-7
17	11/16	@ Los Angeles	W	2-1	8-7-2	65	03/02	@ Boston	L	2-6	30-28-7
18	11/20	NY ISLANDERS	T	4-4	8-7-3	66	03/05	@ California	W	4-2	31-28-7
19	11/23	KANSAS CITY	W	6-0	9-7-3	67	03/07	@ Vancouver	L	1-2	31-29-7
20	11/27	BUFFALO	L	1-3	9-8-3	68	03/08	@ Los Angeles	W	6-1	32-29-7
21	11/30	@ Minnesota	L	3-5	9-9-3	69	03/12	ST. LOUIS	L	3-4	32-30-7
22	12/01	MINNESOTA	W	3-0	10-9-3	70	03/15	@ Minnesota	W	5-2	33-30-7
23	12/04	KANSAS CITY	W	7-3	11-9-3	71	03/16	VANCOUVER	L	3-4	33-31-7
24	12/05	@ Philadelphia	L	2-3	11-10-3	72	03/20	@ Detroit	W	6-2	34-31-7
25	12/07	NY RANGERS	L	4-7	11-11-3	73	03/22	@ NY Islanders	L	2-4	34-32-7
26	12/08	TORONTO	L	1-4	11-12-3	74	03/23	DETROIT	T	4-4	34-32-8
27	12/11	@ Atlanta	W	5-2	12-12-3	75	03/26	BUFFALO	W	5-1	35-32-8
28	12/14	@ Pittsburgh	L	3-6	12-13-3	76	03/29	PHILADELPHIA	L	2-5	35-33-8
29	12/15	VANCOUVER	W	4-2	13-13-3	77	03/30	@ Philadelphia	L	1-4	35-34-8
30	12/18	DETROIT	W	7-5	14-13-3	78	04/03	KANSAS CITY	W	6-4	36-34-8
31	12/21	@ NY Islanders	T	3-3	14-13-4	79	04/05	@ St. Louis	L	3-4	36-35-8
32	12/22	TORONTO	W	3-0	15-13-4	80	04/06	MINNESOTA	W	3-0	37-35-8
33	12/26	@ Buffalo	L	1-3	15-14-4						
34	12/28	PHILADELPHIA	W	2-1	16-14-4						
35	12/29	ST. LOUIS	W	5-2	17-14-4						
36	12/31	LOS ANGELES	L	1-3	17-15-4						
37	01/01	@ NY Rangers	L	2-6	17-16-4						
38	01/04	@ Toronto	L	3-6	17-17-4						
39	01/05	MONTREAL	L	4-6	17-18-4						
40	01/08	PITTSBURGH	W	7-5	18-18-4						
41	01/11	@ Boston	L	1-5	18-19-4						
42	01/12	NY RANGERS	W	4-2	19-19-4						
43	01/15	VANCOUVER	W	2-1	20-19-4						
44	01/18	@ Kansas City	L	1-4	20-20-4						
45	01/19	CALIFORNIA	W	3-1	21-20-4						
46	01/23	NY ISLANDERS	W	3-1	22-20-4						
47	01/25	@ St. Louis	W	4-1	23-20-4						
48	01/26	CALIFORNIA	W	3-2	24-20-4						

PLAYER	GP	G	A	PTS	PIM	PLAYER	GP	G	A	PTS	PIM
MIKITA, STAN	79	36	50	86	48	WYLIE, DUANE	6	1	3	4	2
BOLDIREV, IVAN	80	24	43	67	54	PALMER, ROB	13	0	2	2	2
PAPPIN, JIM	71	36	27	63	94	WILSON, ROGER	7	0	2	2	6
KOROLL, CLIFF	80	27	32	59	27	HOLT, RANDY	12	0	1	1	13
REDMOND, DICK	80	14	43	57	90	ESPOSITO, TONY	71	0	1	1	11
GAGNON, GERMAIN	80	16	35	51	21	VEISOR, MIKE	9	0	0	0	0
MARKS, JOHN	80	17	30	47	56	DUMAS, MICHEL	3	0	0	0	0
MARTIN, PIT	70	19	26	45	34						
ROTA, DARCY	78	22	22	44	93						
HULL, DENNIS	69	16	21	37	10						
RUSSELL, PHIL	80	5	24	29	260						
WHITE, BILL	51	4	23	27	20						
JARRETT, DOUG	79	5	21	26	66						
BORDELEAU, JEAN-PIERRE	59	7	8	15	4						
TALLON, DALE	35	5	10	15	28						
MAGNUSON, KEITH	48	2	12	14	117						
MULVEY, GRANT	74	7	4	11	36						
DAIGLE, ALAIN	52	5	4	9	6						

GOALIES	GP	W	L	T	MIN	GA	SO	AVG
ESPOSITO, TONY	71	34	30	7	4,219	193	6	2.75
VEISOR, MIKE	9	1	5	1	460	36	0	4.71
DUMAS, MICHEL	3	2	0	0	121	7	0	3.47

LEADERSHIP
PLAYERS
2019-20
OPPONENTS
TRADITION
RECORDS
PLAYOFFS
HISTORY
MINORS
MEDIA



# HISTORY OF THE BLACKHAWKS

## 1975-76 CHICAGO BLACKHAWKS

32-30-18, 82 POINTS, 1ST SMYTHE DIVISION

	GM	DATE	OPPONENT	RESULT	SCORE	RECORD	GM	DATE	OPPONENT	RESULT	SCORE	RECORD
LEADERSHIP	1	10/08	@ NY Rangers	T	2-2	0-0-1	48	01/28	ATLANTA	W	7-3	21-11-16
	2	10/11	@ Toronto	L	1-2	0-1-1	49	01/29	@ Boston	L	3-5	21-12-16
	3	10/12	VANCOUVER	W	3-0	1-1-1	50	01/31	@ Detroit	L	1-2	21-13-16
	4	10/15	DETROIT	T	4-4	1-1-2	51	02/01	VANCOUVER	L	2-3	21-14-16
PLAYERS	5	10/16	@ Buffalo	L	1-7	1-2-2	52	02/04	@ Montreal	L	3-8	21-15-16
	6	10/18	@ Minnesota	W	3-1	2-2-2	53	02/06	@ Atlanta	W	2-1	22-15-16
	7	10/19	MINNESOTA	W	3-2	3-2-2	54	02/08	WASHINGTON	W	4-2	23-15-16
	8	10/22	LOS ANGELES	L	3-5	3-3-2	55	02/11	LOS ANGELES	L	4-7	23-16-16
2019-20	9	10/25	@ Kansas City	W	4-0	4-3-2	56	02/14	@ Kansas City	W	5-4	24-16-16
	10	10/26	WASHINGTON	L	5-7	4-4-2	57	02/15	BOSTON	L	1-4	24-17-16
	11	10/29	MONTREAL	W	2-1	5-4-2	58	02/18	BUFFALO	T	4-4	24-17-17
	12	11/01	@ Detroit	W	3-1	6-4-2	59	02/21	@ Pittsburgh	L	1-10	24-18-17
OPPONENTS	13	11/02	VANCOUVER	W	6-1	7-4-2	60	02/22	CALIFORNIA	L	2-5	24-19-17
	14	11/05	PHILADELPHIA	T	4-4	7-4-3	61	02/24	@ Vancouver	W	4-1	25-19-17
	15	11/08	@ Pittsburgh	W	7-5	8-4-3	62	02/26	@ Los Angeles	W	6-2	26-19-17
	16	11/09	MINNESOTA	W	3-0	9-4-3	63	02/28	@ NY Islanders	L	1-4	26-20-17
TRADITION	17	11/12	@ NY Rangers	T	4-4	9-4-4	64	02/29	@ Washington	L	1-4	26-21-17
	18	11/13	@ Philadelphia	T	5-5	9-4-5	65	03/04	@ Buffalo	L	3-6	26-22-17
	19	11/15	@ Montreal	T	4-4	9-4-6	66	03/06	@ St. Louis	L	4-7	26-23-17
	20	11/19	@ Los Angeles	W	4-2	10-4-6	67	03/10	MONTREAL	L	1-5	26-24-17
RECORDS	21	11/22	@ Vancouver	T	1-1	10-4-7	68	03/13	@ Minnesota	W	4-1	27-24-17
	22	11/26	TORONTO	T	4-4	10-4-8	69	03/14	NY ISLANDERS	L	3-5	27-25-17
	23	11/29	BOSTON	T	4-4	10-4-9	70	03/16	@ Kansas City	W	6-3	28-25-17
	24	11/30	KANSAS CITY	T	1-1	10-4-10	71	03/17	TORONTO	W	6-5	29-25-17
PLAYOFFS	25	12/03	PITTSBURGH	T	3-3	10-4-11	72	03/20	@ NY Islanders	L	2-4	29-26-17
	26	12/04	@ Philadelphia	L	2-5	10-5-11	73	03/21	DETROIT	L	0-6	29-27-17
	27	12/07	ATLANTA	L	0-2	10-6-11	74	03/24	ATLANTA	L	2-7	29-28-17
	28	12/10	@ Washington	W	7-2	11-6-11	75	03/25	@ Boston	L	2-4	29-29-17
HISTORY	29	12/13	@ Minnesota	L	1-2	11-7-11	76	03/27	NY RANGERS	L	5-6	29-30-17
	30	12/14	ST. LOUIS	L	3-4	11-8-11	77	03/28	MINNESOTA	W	5-3	30-30-17
	31	12/17	PHILADELPHIA	L	2-4	11-9-11	78	03/31	KANSAS CITY	W	6-3	31-30-17
	32	12/19	@ California	L	2-5	11-10-11	79	04/03	@ St. Louis	T	3-3	31-30-18
MINORS	33	12/21	NY ISLANDERS	W	5-2	12-10-11	80	04/04	ST. LOUIS	W	7-2	32-30-18
	34	12/23	ST. LOUIS	W	4-1	13-10-11						
	35	12/27	@ Toronto	W	4-1	14-10-11						
	36	12/28	BUFFALO	T	2-2	14-10-12						
MEDIA	37	12/30	CALIFORNIA	W	5-3	15-10-12						
	38	01/03	@ NY Islanders	T	1-1	15-10-13						
	39	01/04	PITTSBURGH	W	5-3	16-10-13						
	EX	01/07	SOVIET WINGS	L	2-4	-----						
	40	01/09	@ Atlanta	T	1-1	16-10-14						
	41	01/11	NY RANGERS	L	2-6	16-11-14						
	42	01/14	@ California	T	2-2	16-11-15						
	43	01/16	@ Vancouver	W	2-1	17-11-15						
	44	01/18	PHILADELPHIA	W	2-0	18-11-15						
	45	01/21	@ NY Rangers	T	3-3	18-11-16						
	46	01/24	@ St. Louis	W	2-1	19-11-16						
	47	01/25	KANSAS CITY	W	3-1	20-11-16						

PLAYER	GP	G	A	PTS	PIM	PLAYER	GP	G	A	PTS	PIM
MARTIN, PIT	80	32	39	71	44	MURRAY, BOB	64	1	2	3	44
HULL, DENNIS	80	27	39	66	28	PALMER, BOB	2	0	1	1	0
BOLDIREV, IVAN	78	28	34	62	33	HOLT, RANDY	12	0	0	0	13
TALLON, DALE	80	15	47	62	101	GAGNON, GERMAIN	5	0	0	0	2
KOROLL, CLIFF	80	25	33	58	29	LOGAN, DAVE	2	0	0	0	0
MIKITA, STAN	48	16	41	57	37	ESPOSITO, TONY	68	0	1	1	2
MARKS, JOHN	80	21	23	44	43	VILLEMURE, GILLES	15	0	0	0	0
RUSSELL, PHIL	74	9	29	38	194						
ROTA, DARCY	79	20	17	37	73						
REDMOND, DICK	53	9	27	36	25						
SHEHAN, BOBBY	78	11	20	31	18						
BORDELEAU, JEAN-PIERRE	76	12	18	30	6						
MULVEY, GRANT	64	11	17	28	72						
DAIGLE, ALAIN	71	15	9	24	15						
WHITE, BILL	59	1	9	10	44						
MAGNUSON, KEITH	48	1	6	7	99						
MAKI, CHICO	22	0	6	6	2						
JOHNSTON, JOEY	32	0	5	5	6						

GOALIES	GP	W	L	T	MIN	GA	SO	AVG
ESPOSITO, TONY	68	30	23	13	4,003	198	4	2.98
VILLEMURE, GILLES	15	2	7	5	797	57	0	4.30

# HISTORY OF THE BLACKHAWKS

## 1976-77 CHICAGO BLACKHAWKS

26-43-11, 63 POINTS, 3RD SMYTHE DIVISION

GM	DATE	OPPONENT	RESULT	SCORE	RECORD	GM	DATE	OPPONENT	RESULT	SCORE	RECORD
1	10/06	@ St. Louis	W	6-4	1-0-0	49	01/23	PHILADELPHIA	T	2-2	17-24-8
2	10/09	@ NY Islanders	L	1-2	1-1-0	50	01/27	@ Vancouver	T	1-1	17-24-9
3	10/10	VANCOUVER	W	5-1	2-1-0	51	01/30	CLEVELAND	W	9-3	18-24-9
4	10/13	PITTSBURGH	W	4-1	3-1-0	52	02/02	ATLANTA	W	4-2	19-24-9
5	10/15	@ Colorado	L	3-5	3-2-0	53	02/05	@ Philadelphia	L	0-6	19-25-9
6	10/17	MINNESOTA	W	3-0	4-2-0	54	02/05	@ Cleveland	L	2-3	19-26-9
7	10/19	@ Cleveland	L	0-3	4-3-0	55	02/06	MINNESOTA	L	0-3	19-27-9
8	10/21	@ Philadelphia	L	1-5	4-4-0	56	02/09	WASHINGTON	T	4-4	19-27-10
9	10/23	@ Minnesota	L	3-4	4-5-0	57	02/12	COLORADO	W	4-2	20-27-10
10	10/24	ST. LOUIS	W	7-2	5-5-0	58	02/15	ATLANTA	W	4-2	21-27-10
11	10/27	MONTREAL	T	4-4	5-5-1	59	02/15	@ St. Louis	L	1-5	21-28-10
12	10/30	@ Detroit	W	4-1	6-5-1	60	02/16	@ Buffalo	L	0-3	21-29-10
13	10/31	WASHINGTON	W	5-4	7-5-1	61	02/19	@ Minnesota	L	2-6	21-30-10
14	11/04	@ Boston	L	5-7	7-6-1	62	02/20	TORONTO	L	8-10	21-31-10
15	11/06	@ Montreal	L	3-11	7-7-1	63	02/23	DETROIT	W	5-2	22-31-10
16	11/07	COLORADO	L	2-3	7-8-1	64	02/26	NY RANGERS	W	2-1	23-31-10
17	11/10	PHILADELPHIA	T	2-2	7-8-2	65	02/27	VANCOUVER	L	3-4	23-32-10
18	11/12	@ Washington	W	5-4	8-8-2	66	03/02	@ Buffalo	L	3-6	23-33-10
19	11/14	LOS ANGELES	W	5-4	9-8-2	67	03/03	@ Washington	L	4-7	23-34-10
20	11/17	@ NY Rangers	L	2-3	9-9-2	68	03/06	@ Boston	L	2-6	23-35-10
21	11/19	@ Atlanta	L	3-5	9-10-2	69	03/08	@ Los Angeles	L	1-7	23-36-10
22	11/21	@ Pittsburgh	L	0-5	9-11-2	70	03/10	@ Vancouver	L	0-5	23-37-10
23	11/24	@ Los Angeles	W	5-4	10-11-2	71	03/12	@ Montreal	L	1-5	23-38-10
24	11/27	@ Vancouver	L	3-4	10-12-2	72	03/16	NY ISLANDERS	L	0-5	23-39-10
25	12/01	BOSTON	L	3-5	10-13-2	73	03/19	@ NY Islanders	T	2-2	23-39-11
26	12/04	@ Toronto	T	2-2	10-13-3	74	03/20	PITTSBURGH	W	3-2	24-39-11
27	12/05	VANCOUVER	L	2-4	10-14-3	75	03/23	LOS ANGELES	L	1-3	24-40-11
28	12/08	MONTREAL	L	3-4	10-15-3	76	03/26	MINNESOTA	W	7-2	25-40-11
29	12/11	@ Atlanta	L	1-3	10-16-3	77	03/27	@ NY Rangers	W	5-3	26-40-11
30	12/12	NY ISLANDERS	L	2-6	10-17-3	78	03/30	@ St. Louis	L	1-4	26-41-11
31	12/16	@ Philadelphia	L	1-4	10-18-3	79	04/01	@ Atlanta	L	4-6	26-42-11
32	12/18	NY RANGERS	T	3-3	10-18-4	80	04/03	CLEVELAND	L	2-4	26-43-11
33	12/19	ST. LOUIS	L	4-6	10-19-4						
34	12/21	@ Minnesota	T	3-3	10-19-5						
35	12/22	BUFFALO	L	2-4	10-20-5						
36	12/26	COLORADO	W	5-3	11-20-5						
37	12/29	DETROIT	W	6-3	12-20-5						
38	12/31	@ Colorado	T	2-2	12-20-6						
39	01/02	TORONTO	W	6-4	13-20-6						
40	01/05	BUFFALO	W	2-1	14-20-6						
41	01/08	@ Pittsburgh	L	2-4	14-21-6						
42	01/09	BOSTON	L	2-4	14-22-6						
43	01/12	NY ISLANDERS	W	2-1	15-22-6						
44	01/15	@ Toronto	W	4-1	16-22-6						
45	01/16	NY RANGERS	L	2-5	16-23-6						
46	01/18	@ Colorado	T	7-7	16-23-7						
47	01/19	ST. LOUIS	L	3-5	16-24-7						
48	01/22	@ Detroit	W	3-0	17-24-7						

PLAYER	GP	G	A	PTS	PIM
BOLDIREV, IVAN	80	24	38	62	40
MARTIN, PIT	75	17	36	53	22
MIKITA, STAN	57	19	30	49	20
REDMOND, DICK	80	22	25	47	30
ROTA, DARCY	76	24	22	46	82
RUSSELL, PHIL	76	9	36	45	233
HARRISON, JIM	60	18	23	41	97
KOROLL, CLIFF	80	15	26	41	25
HULL, DENNIS	75	16	17	33	2
BORDELEAU, JEAN-PIERRE	60	15	14	29	20
MULVEY, GRANT	80	10	14	24	111
BOWMAN, KIRK	55	10	13	23	6
ORR, BOBBY	20	4	19	23	25
MARKS, JOHN	80	7	15	22	41
MURRAY, BOB	77	10	11	21	71
TALLON, DALE	70	5	16	21	65
DAIGLE, ALAIN	73	12	8	20	11
MAGNUSON, KEITH	37	1	6	7	86
HOLT, RANDY	12	0	3	3	14
WYLLIE, DUANE	8	2	0	2	0

PLAYER	GP	G	A	PTS	PIM
LOGAN, DAVE	34	0	2	2	61
HINTON, DAN	14	0	0	0	16
VAYDIK, GREG	5	0	0	0	0
ARCHAMBAULT, MICHEL	3	0	0	0	0
MCKEGNY, IAN	3	0	0	0	2
BULLEY, TED	2	0	0	0	0
MCNILL, JEFF	1	0	0	0	0
ESPOSITO, TONY	69	0	2	2	6
VILLEMURE, GILLES	6	0	0	0	0
DUMAS, MICHEL	5	0	1	1	0
VEISOR, MIKE	3	0	0	0	0

GOALIES	GP	W	L	T	MINS	GA	SO	AVG
ESPOSITO, TONY	69	25	36	8	4,067	234	2	3.46
VILLEMURE, GILLES	6	0	4	1	312	28	0	5.41
DUMAS, MICHEL	5	0	1	2	241	17	0	4.23
VEISOR, MIKE	3	1	2	0	180	13	0	4.33

LEADERSHIP
PLAYERS
2019-20
OPPONENTS
TRADITION
RECORDS
PLAYOFFS
HISTORY
MINORS
MEDIA

# HISTORY OF THE BLACKHAWKS

## 1977-78 CHICAGO BLACKHAWKS

32-29-19, 83 POINTS, 1ST SMYTHE DIVISION

	GM	DATE	OPPONENT	RESULT	SCORE	RECORD	GM	DATE	OPPONENT	RESULT	SCORE	RECORD
LEADERSHIP	1	10/13	@ Philadelphia	L	1-5	0-1-0	48	01/28	DETROIT	W	6-1	19-17-12
	2	10/15	COLORADO	T	3-3	0-1-1	49	02/01	PHILADELPHIA	W	3-1	20-17-12
	3	10/16	@ Buffalo	W	2-0	1-1-1	50	02/04	@ Vancouver	W	5-1	21-17-12
	4	10/19	BUFFALO	T	2-2	1-1-2	51	02/08	NY ISLANDERS	W	5-4	22-17-12
	5	10/22	@ Colorado	L	0-3	1-2-2	52	02/09	@ Montreal	T	3-3	22-17-13
PLAYERS	6	10/23	ST. LOUIS	W	2-0	2-2-2	53	02/12	ATLANTA	T	2-2	22-17-14
	7	10/26	PHILADELPHIA	T	2-2	2-2-3	54	02/14	@ Pittsburgh	L	1-2	22-18-14
	8	10/28	@ Cleveland	W	4-2	3-2-3	55	02/15	COLORADO	T	2-2	22-18-15
	9	10/30	CLEVELAND	W	6-1	4-2-3	56	02/18	BOSTON	W	4-2	23-18-15
	10	11/02	@ Washington	T	2-2	4-2-4	57	02/19	PITTSBURGH	T	2-2	23-18-16
2019-20	11	11/05	MINNESOTA	W	5-2	5-2-4	58	02/22	NY RANGERS	W	3-2	24-18-16
	12	11/06	ATLANTA	T	3-3	5-2-5	59	02/23	@ NY Rangers	L	2-6	24-19-16
	13	11/09	MINNESOTA	T	2-2	5-2-6	60	02/25	@ NY Islanders	L	1-7	24-20-16
	14	11/12	@ Pittsburgh	L	4-7	5-3-6	61	02/26	TORONTO	L	3-5	24-21-16
	15	11/13	MONTREAL	L	2-3	5-4-6	62	03/01	@ Vancouver	L	2-3	24-22-16
OPPONENTS	16	11/15	@ NY Islanders	T	1-1	5-4-7	63	03/04	@ Los Angeles	W	6-3	25-22-16
	17	11/16	@ NY Rangers	L	2-5	5-5-7	64	03/05	@ Colorado	T	2-2	25-22-17
	18	11/20	@ Boston	L	0-1	5-6-7	65	03/08	@ Minnesota	W	4-3	26-22-17
	19	11/23	@ Los Angeles	L	3-8	5-7-7	66	03/11	@ Atlanta	L	1-4	26-23-17
	20	11/25	@ Colorado	W	5-1	6-7-7	67	03/12	@ Buffalo	aL	2-5	26-24-17
TRADITION	21	11/26	@ Vancouver	T	2-2	6-7-8	68	03/15	MONTREAL	L	2-6	26-25-17
	22	11/30	BUFFALO	L	2-3	6-8-8	69	03/18	@ St. Louis	L	4-5	26-26-17
	23	12/03	@ Montreal	L	2-3	6-9-8	70	03/19	PITTSBURGH	W	9-1	27-26-17
	24	12/04	VANKOUVER	L	2-6	6-10-8	71	03/22	@ Washington	W	6-2	28-26-17
	25	12/06	@ Detroit	W	2-1	7-10-8	72	03/23	@ Boston	L	0-7	28-27-17
RECORDS	26	12/07	NY ISLANDERS	L	0-4	7-11-8	73	03/25	@ St. Louis	T	2-2	28-27-18
	27	12/10	@ Philadelphia	L	2-4	7-12-8	74	03/26	VANKOUVER	W	4-3	29-27-18
	28	12/11	MINNESOTA	W	8-3	8-12-8	75	03/29	LOS ANGELES	W	5-1	30-27-18
	29	12/13	@ NY Islanders	T	2-2	8-12-9	76	04/01	DETROIT	W	2-0	31-27-18
	30	12/14	NY RANGERS	T	2-2	8-12-10	77	04/02	@ Cleveland	L	2-4	31-28-18
PLAYOFFS	31	12/17	@ Toronto	L	1-7	8-13-10	78	04/05	COLORADO	T	4-4	31-28-19
	32	12/18	ATLANTA	W	3-0	9-13-10	79	04/08	MINNESOTA	W	4-2	32-28-19
	33	12/21	@ St. Louis	W	6-2	10-13-10	80	04/09	@ NY Rangers	L	2-3	32-29-19
	34	12/22	LOS ANGELES	L	0-4	10-14-10						
	35	12/27	@ Atlanta	W	4-2	11-14-10						
HISTORY	36	12/28	TORONTO	W	4-0	12-14-10						
	EX	12/31	CZECHOSLOVAKIA	L	4-6	-----						
	37	01/01	VANKOUVER	L	2-3	12-15-10						
	38	01/04	BOSTON	L	0-3	12-16-10						
	39	01/07	@ St. Louis	T	0-0	12-16-11						
MINORS	40	01/08	WASHINGTON	W	3-1	13-16-11						
	41	01/11	PHILADELPHIA	W	5-4	14-16-11						
	42	01/14	@ Toronto	T	3-3	14-16-12						
	43	01/18	WASHINGTON	W	5-2	15-16-12						
	44	01/19	@ Detroit	L	2-4	15-17-12						
MEDIA	45	01/21	@ Minnesota	W	4-1	16-17-12						
	46	01/22	ST. LOUIS	W	3-1	17-17-12						
	47	01/26	CLEVELAND	W	5-0	18-17-12						

PLAYER	GP	G	A	PTS	PIM	PLAYER	GP	G	A	PTS	PIM
BOLDIREV, IVAN	80	35	45	80	34	BOWMAN, KIRK	33	1	4	5	13
MIKITA, STAN	76	18	41	59	35	MARTIN, PIT	7	1	1	2	0
BULLEY, TED	79	23	28	51	141	O'CONNELL, MIKE	6	1	1	2	2
BORDELEAU, JEAN-PIERRE	76	15	25	40	32	KERR, REG	2	0	2	2	0
MULVEY, GRANT	78	14	24	38	135	HOFFMEYER, BOB	5	0	1	1	12
ROTA, DARCY	78	17	20	37	67	HOLT, RANDY	6	0	0	0	20
MARKS, JOHN	80	15	22	37	26	ESPOSITO, TONY	64	0	4	4	0
WILSON, DOUG	77	14	20	34	72	VEISOR, MIKE	12	0	0	0	0
KOROLL, CLIFF	73	16	15	31	19	JOHNSTON, ED	4	0	0	0	0
MURRAY, BOB	70	14	17	31	41						
PLANTE, PIERRE	77	10	18	28	59						
RUSSELL, PHIL	57	6	20	26	139						
TALLON, DALE	75	4	20	24	66						
KELLY, BOB	75	7	11	18	95						
SAVARD, JEAN	31	7	11	18	20						
DAIGLE, ALAIN	53	6	6	12	13						
HARRISON, JIM	26	2	8	10	31						
HICKS, DOUG	13	1	7	8	2						
MAGNUSON, KEITH	67	2	4	6	145						
LOGAN, DAVID	54	1	5	6	77						

GOALIES	GP	W	L	T	MIN	GA	SO	AVG
ESPOSITO, TONY	64	28	22	14	3,840	168	5	2.63
VEISOR, MIKE	12	3	4	5	720	31	2	2.59
JOHNSTON, ED	4	1	3	0	240	17	0	4.25

# HISTORY OF THE BLACKHAWKS

## 1978-79 CHICAGO BLACKHAWKS

29-36-15, 73 POINTS, 1ST SMYTHE DIVISION

GM	DATE	OPPONENT	RESULT	SCORE	RECORD	GM	DATE	OPPONENT	RESULT	SCORE	RECORD
1	10/11	ATLANTA	T	4-4	0-0-1	49	01/31	BOSTON	T	2-2	17-25-9
2	10/15	VANCOUVER	T	3-3	0-0-2	50	02/01	@ Boston	L	1-6	17-24-9
3	10/18	@ Washington	W	4-2	1-0-2	51	02/03	@ Atlanta	W	4-2	18-24-9
4	10/19	MINNESOTA	W	6-2	2-0-2	52	02/04	NY ISLANDERS	W	5-4	19-24-9
5	10/22	BOSTON	W	6-5	3-0-2	53	02/12	TORONTO	L	2-5	19-25-9
6	10/25	WASHINGTON	T	2-2	3-0-3	54	02/14	ATLANTA	T	4-4	19-25-10
7	10/28	@ Detroit	L	2-7	3-1-3	55	02/17	@ St. Louis	W	5-1	20-25-10
8	10/29	MONTREAL	W	4-1	4-1-3	56	02/18	COLORADO	W	5-3	21-25-10
9	11/01	VANCOUVER	L	0-1	4-2-3	57	02/21	BUFFALO	W	3-2	22-25-10
10	11/04	@ St. Louis	T	5-5	4-2-4	58	02/22	@ Buffalo	W	4-2	23-25-10
11	11/05	ST. LOUIS	W	3-1	5-2-4	59	02/24	@ Pittsburgh	L	1-5	23-26-10
12	11/08	TORONTO	W	2-1	6-2-4	60	02/25	PITTSBURGH	T	2-2	23-26-11
13	11/10	@ Atlanta	L	3-5	6-3-4	61	02/28	@ Vancouver	T	4-4	23-26-12
14	11/12	LOS ANGELES	L	1-4	6-4-4	62	03/02	@ Colorado	W	4-0	24-26-12
15	11/15	@ NY Rangers	L	1-8	6-5-4	63	03/03	@ Los Angeles	L	5-8	24-27-12
16	11/16	@ Philadelphia	W	4-3	7-5-4	64	03/08	@ Philadelphia	W	5-1	25-27-12
17	11/18	@ Colorado	L	3-8	7-6-4	65	03/10	@ NY Islanders	L	1-7	25-28-12
18	11/20	@ Los Angeles	L	3-4	7-7-4	66	03/11	@ NY Rangers	L	2-5	25-29-12
19	11/21	@ Vancouver	L	2-5	7-8-4	67	03/14	PHILADELPHIA	L	0-4	25-30-12
20	11/25	@ Montreal	W	8-3	8-8-4	68	03/17	@ Boston	L	2-4	25-31-12
21	11/29	VANCOUVER	T	1-1	8-9-5	69	03/18	DETROIT	L	2-4	25-32-12
22	12/02	@ Pittsburgh	L	2-5	8-9-5	70	03/20	@ Detroit	L	3-5	25-33-12
23	12/03	COLORADO	W	4-3	9-9-5	71	03/21	NY RANGERS	L	6-7	25-34-12
24	12/07	@ Vancouver	L	2-4	9-10-5	72	03/24	@ Toronto	T	3-3	25-34-13
25	12/09	@ St. Louis	W	4-2	10-10-5	73	03/25	COLORADO	W	3-0	26-34-13
26	12/10	DETROIT	T	3-3	10-10-6	74	03/27	@ Colorado	T	1-1	26-34-14
27	12/13	BUFFALO	L	2-6	10-11-6	75	03/29	NY ISLANDERS	W	6-1	27-34-14
28	12/14	@ Buffalo	L	2-3	10-12-6	76	04/01	VANCOUVER	T	2-2	27-34-15
29	12/16	@ Colorado	L	1-5	10-13-6	77	04/03	@ Minnesota	L	3-4	27-35-15
30	12/17	PITTSBURGH	T	3-3	10-13-7	78	04/04	MINNESOTA	W	7-1	28-35-15
31	12/20	MONTREAL	L	3-5	10-14-7	79	04/07	@ St. Louis	L	1-4	28-36-15
32	12/21	@ Montreal	L	1-5	10-15-7	80	04/08	ST. LOUIS	W	3-2	29-36-15
33	12/23	PHILADELPHIA	W	5-2	11-15-7						
34	12/27	ST. LOUIS	W	4-3	12-15-7						
35	12/30	NY RANGERS	L	4-5	12-16-7						
36	01/03	BOSTON	L	3-6	12-17-7						
37	01/04	@ Buffalo	T	3-3	12-17-8						
38	01/06	@ Toronto	W	5-3	13-17-8						
39	01/07	WASHINGTON	W	5-3	14-17-8						
40	01/10	LOS ANGELES	W	3-0	15-17-8						
41	01/13	@ Minnesota	L	3-4	15-18-8						
42	01/17	COLORADO	W	2-1	16-18-8						
43	01/19	@ Atlanta	L	1-6	16-19-8						
44	01/20	@ NY Islanders	L	2-4	16-20-8						
45	01/22	NY ISLANDERS	L	1-2	16-21-8						
46	01/24	@ Vancouver	W	5-0	17-21-8						
47	01/27	@ Washington	L	1-4	17-22-8						
48	01/28	ST. LOUIS	L	2-7	17-23-8						

PLAYER	GP	G	A	PTS	PIM	PLAYER	GP	G	A	PTS	PIM
BOLDIREV, IVAN	66	29	35	64	25	KELLY, BOB	63	2	5	7	85
MIKITA, STAN	65	19	36	55	34	MAGNUSON, KEITH	26	1	4	5	41
MURRAY, BOB	79	19	32	51	38	FOX, GREG	14	0	5	5	16
BULLEY, TED	75	27	23	50	153	ORR, BOBBY	6	2	2	4	4
MARKS, JOHN	80	21	24	45	35	RIBBLE, PAT	12	1	3	4	8
KERR, REG	73	16	24	40	50	PHILLIPOFF, HAROLD	14	0	4	4	6
BORDELEAU, JEAN-PIERRE	63	15	21	36	34	HOFFMEYER, BOB	6	0	2	2	5
MILVEY, GRANT	80	19	15	34	99	LECUEUR, DOUG	2	1	0	1	0
KOROLL, CLIFF	78	12	19	31	20	SAVARD, JEAN	11	0	1	1	9
RUSSELL, PHIL	66	8	23	31	122	ZAHARKO, MILES	1	0	0	0	0
ROTA, DARCY	63	13	17	30	77	ESPOSITO, TONY	63	0	1	1	2
WILSON, DOUG	56	5	21	26	37	VEISOR, MIKE	17	0	1	1	0
O'CONNELL, MIKE	48	4	22	26	20						
DAIGLE, ALAIN	74	11	14	25	55						
HIGGINS, TIM	36	7	16	23	30						
LOGAN, DAVE	76	1	14	15	176						
LYSIAK, TOM	14	0	10	10	14						
WALTON, MIKE	26	6	3	9	4						
HARRISON, JIM	21	4	5	9	22						
HICKS, DOUG	44	1	8	9	15						

GOALIES	GP	W	L	T	MIN	GA	SO	AVG
ESPOSITO, TONY	63	24	28	11	3,780	206	4	3.28
VEISOR, MIKE	17	5	8	4	1,020	60	0	3.54

LEADERSHIP
PLAYERS
2019-20
OPPONENTS
TRADITION
RECORDS
PLAYOFFS
HISTORY
MINORS
MEDIA

# HISTORY OF THE BLACKHAWKS

## 1979-80 CHICAGO BLACKHAWKS

34-27-19, 87 POINTS, 1ST SMYTHE DIVISION

	GM	DATE	OPPONENT	RESULT	SCORE	RECORD	GM	DATE	OPPONENT	RESULT	SCORE	RECORD
LEADERSHIP	1	10/10	EDMONTON	W	4-2	1-0-0	49	01/25	@ Atlanta	T	4-4	18-18-13
	2	10/13	@ Minnesota	L	1-5	1-1-0	50	01/27	MINNESOTA	W	3-0	19-18-13
	3	10/14	HARTFORD	T	3-3	1-1-1	51	01/30	WASHINGTON	W	5-2	20-18-13
	4	10/17	MONTREAL	W	3-2	2-1-1	52	02/02	@ Toronto	W	5-4	21-18-13
	5	10/20	@ Atlanta	T	2-2	2-1-2	53	02/05	TORONTO	W	4-2	22-18-13
PLAYERS	6	10/21	QUEBEC	L	0-3	2-2-2	54	02/06	@ Quebec	T	3-3	22-18-14
	7	10/24	WINNIPEG	W	4-0	3-2-2	55	02/09	@ Boston	L	2-5	22-19-14
	8	10/27	@ NY Islanders	L	4-6	3-3-2	56	02/10	PITTSBURGH	W	3-2	23-19-14
	9	10/28	BOSTON	L	1-4	3-4-2	57	02/13	NY RANGERS	W	3-1	24-19-14
	10	10/31	BUFFALO	T	0-0	3-4-3	58	02/17	ATLANTA	W	3-2	25-19-14
2019-20	11	11/03	@ Detroit	L	0-2	3-5-3	59	02/20	TORONTO	W	4-2	26-19-14
	12	11/04	LOS ANGELES	L	3-5	3-6-3	60	02/23	@ Washington	L	2-6	26-20-14
	13	11/08	@ Buffalo	T	3-3	3-6-4	61	02/24	BUFFALO	W	3-1	27-20-14
	14	11/09	@ Hartford	W	4-2	4-6-4	62	02/27	EDMONTON	L	2-5	27-21-14
	15	11/11	HARTFORD	T	5-5	4-6-5	63	03/01	@ Minnesota	W	4-1	28-21-14
OPPONENTS	16	11/14	VANCOUVER	L	2-5	4-7-5	64	03/02	@ Winnipeg	W	3-2	29-21-14
	17	11/17	@ Colorado	W	4-1	5-7-5	65	03/05	@ Vancouver	T	3-3	29-21-5
	18	11/18	MINNESOTA	T	3-3	5-7-6	66	03/07	@ Colorado	W	4-2	30-21-5
	19	11/21	WASHINGTON	W	4-0	6-7-6	67	03/08	@ Los Angeles	T	3-3	30-21-6
	20	11/24	@ Toronto	W	2-1	7-7-6	68	03/12	PHILADELPHIA	L	6-6	30-21-7
TRADITION	21	11/25	ST. LOUIS	W	6-3	8-7-6	69	03/14	@ Edmonton	L	4-6	30-22-7
	22	11/28	@ Edmonton	L	2-4	8-8-6	70	03/16	NY ISLANDERS	L	1-6	30-23-7
	23	11/30	@ Vancouver	T	1-1	8-8-7	71	03/19	QUEBEC	W	5-2	31-23-7
	24	12/01	@ Los Angeles	L	0-7	8-9-7	72	03/22	@ NY Islanders	T	4-4	31-23-8
	25	12/05	@ NY Rangers	T	3-3	8-9-8	73	03/23	ATLANTA	W	4-2	32-23-8
RECORDS	26	12/08	@ Pittsburgh	T	3-3	8-9-9	74	03/25	@ Montreal	L	4-8	32-23-8
	27	12/09	@ Philadelphia	T	4-4	8-9-10	75	03/26	@ Quebec	W	7-2	33-24-8
	28	12/12	NY RANGERS	L	2-5	8-10-10	76	03/30	COLORADO	T	2-2	33-24-9
	29	12/13	@ Buffalo	L	2-5	8-11-10	77	04/01	@ St. Louis	L	2-5	33-25-9
	30	12/15	@ Boston	W	2-1	9-11-10	78	04/02	WINNIPEG	L	2-5	33-26-9
PLAYOFFS	31	12/16	DETROIT	W	7-3	10-11-10	79	04/05	@ Detroit	W	3-1	34-26-9
	32	12/19	PITTSBURGH	T	0-0	10-11-11	80	04/06	ST. LOUIS	L	4-5	34-27-9
	33	12/21	@ Winnipeg	L	1-4	10-12-11						
	34	12/23	NY ISLANDERS	W	8-0	11-12-11						
	35	12/26	@ St. Louis	T	3-3	11-12-12						
HISTORY	36	12/28	@ Washington	L	2-6	11-13-12						
	37	12/30	BOSTON	W	5-3	12-13-12						
	38	01/02	COLORADO	W	5-2	13-13-12						
	39	01/05	@ Montreal	W	4-3	14-13-12						
	40	01/06	VANCOUVER	W	3-1	15-13-12						
MINORS	41	01/09	LOS ANGELES	L	1-6	15-14-12						
	42	01/12	@ Pittsburgh	W	3-2	16-14-12						
	43	01/13	DETROIT	W	3-2	17-14-12						
	44	01/16	MONTREAL	L	1-6	17-15-12						
	45	01/17	@ Philadelphia	L	1-5	17-16-12						
MEDIA	46	01/19	@ Hartford	L	3-5	17-17-12						
	47	01/20	@ NY Rangers	W	2-1	18-17-12						
	48	01/23	PHILADELPHIA	L	1-4	18-18-12						

PLAYER	GP	G	A	PTS	PIM	PLAYER	GP	G	A	PTS	PIM
RUSKOWSKI, TERRY	74	15	55	70	252	LOGAN, DAVE	12	2	3	5	34
LYSIAK, TOM	77	26	43	69	31	HUTCHISON, DAVE	38	0	5	5	73
MULVEY, GRANT	80	39	26	65	122	RIBBLE, PAT	23	1	2	3	14
PRESTON, RICH	80	31	30	61	70	SUTTER, DARRYL	8	2	0	2	2
WILSON, DOUG	75	12	49	61	70	PATERSON, RICK	11	0	2	2	0
MURRAY, BOB	74	16	34	50	60	PHILLIPOFF, HAROLD	9	0	0	0	20
BULLEY, TED	66	14	17	31	136	MAGNUSON, KEITH	3	0	0	0	4
O'CONNELL, MIKE	78	8	22	30	52	ESPOSITO, TONY	69	0	1	1	2
HIGGINS, TIM	74	13	12	25	50	VEISOR, MIKE	11	0	0	0	0
SEDLBAUER, RON	45	13	10	23	14						
BORDELEAU, JEAN-PIERRE	45	7	14	21	28						
MARKS, JOHN	74	6	15	21	51						
BROWN, KEITH	76	2	18	20	27						
KERR, REG	49	9	8	17	17						
DAIGLE, ALAIN	66	7	9	16	22						
TRIMPER, TIM	30	6	10	16	10						
FOX, GREG	71	4	11	15	73						
LECUYER, DOUG	53	3	10	13	59						
KOROLL, CLIFF	47	3	4	7	6						
MIKITA, STAN	17	2	5	7	12						

GOALIES	GP	W	L	T	MIN	GA	SO	AVG
ESPOSITO, TONY	69	31	22	16	4140	205	6	2.98
VEISOR, MIKE	11	3	5	3	660	36	0	3.28

# HISTORY OF THE BLACKHAWKS

## 1980-81 CHICAGO BLACKHAWKS

31-33-16, 78 POINTS, 2ND SMYTHE DIVISION

GM	DATE	OPPONENT	RESULT	SCORE	RECORD	GM	DATE	OPPONENT	RESULT	SCORE	RECORD
1	10/09	BUFFALO	W	4-3	1-0-0	49	01/24	@ St. Louis	L	2-4	20-23-6
2	10/11	@ Montreal	W	5-4	2-0-0	50	01/28	VANCOUVER	W	7-3	21-23-6
3	10/12	CALGARY	T	3-3	2-0-1	51	01/30	@ Edmonton	L	2-4	21-24-6
4	10/15	VANCOUVER	W	4-2	3-0-1	52	01/31	@ Calgary	T	3-3	21-24-7
5	10/17	@ Winnipeg	L	2-6	3-1-1	53	02/02	PITTSBURGH	W	8-4	22-24-7
6	10/19	WASHINGTON	W	8-4	4-1-1	54	02/04	EDMONTON	W	6-3	23-24-7
7	10/21	@ Washington	L	0-2	4-2-1	55	02/07	@ Hartford	W	6-2	24-24-7
8	10/23	MONTREAL	L	2-7	4-3-1	56	02/08	WINNIPEG	W	9-1	25-24-7
9	10/25	@ Colorado	L	3-5	4-4-1	57	02/12	LOS ANGELES	T	5-5	25-24-8
10	10/26	QUEBEC	W	7-4	5-4-1	58	02/14	@ Colorado	W	4-3	26-24-8
11	10/28	@ Detroit	T	2-2	5-4-2	59	02/15	HARTFORD	T	4-4	26-24-9
12	10/29	WINNIPEG	W	8-4	6-4-2	60	02/18	@ Washington	T	5-5	26-24-10
13	11/02	ST. LOUIS	L	3-5	6-5-2	61	02/21	@ NY Islanders	L	3-6	26-25-10
14	11/05	NY RANGERS	T	3-3	6-5-3	62	02/22	TORONTO	L	4-7	26-26-10
15	11/08	@ NY Islanders	L	3-7	6-6-3	63	02/25	WASHINGTON	T	2-2	26-26-11
16	11/09	MINNESOTA	L	1-7	6-7-3	64	02/27	@ Buffalo	L	1-6	26-27-11
17	11/11	@ Quebec	T	6-6	6-7-4	65	03/01	ST. LOUIS	T	4-4	26-27-12
18	11/13	@ Calgary	T	4-4	6-7-5	66	03/04	DETROIT	T	4-4	26-27-13
19	11/15	@ Minnesota	L	2-5	6-8-5	67	03/07	@ Boston	L	1-7	26-28-13
20	11/16	EDMONTON	L	4-5	6-9-5	68	03/08	@ Quebec	W	3-2	27-28-13
21	11/19	BUFFALO	W	5-2	7-9-5	69	03/11	@ Los Angeles	T	4-4	27-28-14
22	11/22	@ Minnesota	W	6-2	8-9-5	70	03/13	@ Vancouver	L	3-5	27-29-14
23	11/23	HARTFORD	W	11-3	9-9-5	71	03/15	@ Winnipeg	W	8-2	28-29-14
24	11/26	@ Edmonton	L	3-10	9-10-5	72	03/18	PHILADELPHIA	W	5-1	29-29-14
25	11/28	@ Vancouver	L	4-6	9-11-5	73	03/21	@ Philadelphia	T	4-4	29-29-15
26	11/29	@ Los Angeles	L	2-5	9-12-5	74	03/22	NY ISLANDERS	L	2-6	29-30-15
27	12/04	@ Philadelphia	L	5-7	9-13-5	75	03/25	LOS ANGELES	L	2-4	29-31-15
28	12/06	@ Pittsburgh	L	4-6	9-14-5	76	03/28	@ Boston	L	2-5	29-32-15
29	12/07	@ NY Rangers	L	4-5	9-15-5	77	03/29	DETROIT	W	4-3	30-32-15
30	12/10	PHILADELPHIA	T	2-2	9-15-6	78	04/01	@ Toronto	T	2-2	30-32-16
31	12/11	@ St. Louis	W	5-2	10-15-6	79	04/03	@ NY Rangers	L	1-3	30-33-16
32	12/13	@ Detroit	L	3-7	10-16-6	80	04/05	MINNESOTA	W	8-4	31-33-16
33	12/14	NY RANGERS	W	2-1	11-16-6						
34	12/17	COLORADO	L	1-6	11-17-6						
35	12/20	@ Toronto	W	5-2	12-17-6						
36	12/21	NY ISLANDERS	L	0-9	12-18-6						
37	12/26	@ Buffalo	L	2-3	12-19-6						
38	12/28	TORONTO	L	3-6	12-20-6						
39	12/31	BOSTON	L	2-4	12-21-6						
40	01/03	@ Montreal	L	1-2	12-22-6						
41	01/04	PITTSBURGH	W	3-2	13-22-6						
42	01/07	COLORADO	W	6-2	14-22-6						
43	01/10	@ Pittsburgh	W	5-3	15-22-6						
44	01/11	CALGARY	W	2-1	16-22-6						
45	01/15	BOSTON	W	3-2	17-22-6						
46	01/17	@ Hartford	W	3-2	18-22-6						
47	01/18	QUEBEC	W	7-2	19-22-6						
48	01/21	MONTREAL	W	4-2	20-22-6						

PLAYER	GP	G	A	PTS	PIM	PLAYER	GP	G	A	PTS	PIM			
LYSIAK, TOM	72	21	55	76	20	PATERSON, RICK	49	8	2	10	18			
SAVARO, DENIS	76	28	47	75	47	MARSH, PETER	29	4	6	10	10			
SUTTER, DARRYL	76	40	22	62	86	ROBIDOUX, FLORENT	39	6	2	8	75			
KERR, REG	70	30	30	60	56	SOLHEIM, KEN	5	2	0	2	0			
MURRAY, BOB	77	13	47	60	93	CROSSMAN, DOUG	9	0	2	2	2			
HIGGINS, TIM	78	24	35	59	86	YOUNG, BRIAN	8	0	2	2	6			
RUSKOWSKI, TERRY	72	8	51	59	225	LARMER, STEVE	4	0	1	1	0			
WILSON, DOUG	76	12	39	51	80	LECUYER, DOUG	14	0	0	0	41			
BROWN, KEITH	80	9	34	43	80	GARDNER, BILL	1	0	0	0	0			
BULLEY, TED	68	18	16	34	95	ESPOSITO, TONY	66	0	3	3	0			
MULVEY, GRANT	42	18	14	32	81	BANNERMAN, MURRAY	15	0	0	0	0			
SHARPLEY, GLEN	35	10	16	26	12									
SECORD, AL	41	13	9	22	145									
PRESTON, RICH	47	7	14	21	24									
O'CONNELL, MIKE	34	5	16	21	32									
FOX, GREG	75	3	16	19	112									
SEDLBAUER, RON	39	12	3	15	12									
MARKS, JOHN	39	8	6	14	28									
ZAHARKO, MILES	42	3	11	14	40	GOALIES	GP	W	L	T	MINS	GA	SO	AVG
HUTCHISON, DAVE	59	2	9	11	124	ESPOSITO, TONY	66	29	23	14	3,935	246	0	3.76
						BANNERMAN, MURRAY	15	2	10	2	865	62	0	4.31

LEADERSHIP
PLAYERS
2019-20
OPPONENTS
TRADITION
RECORDS
PLAYOFFS
HISTORY
MINORS
MEDIA

# HISTORY OF THE BLACKHAWKS

## 1981-82 CHICAGO BLACKHAWKS

30-38-12, 72 POINTS, 4TH NORRIS DIVISION

	GM	DATE	OPPONENT	RESULT	SCORE	RECORD	GM	DATE	OPPONENT	RESULT	SCORE	RECORD
LEADERSHIP	1	10/07	PITTSBURGH	T	5-5	0-0-1	49	01/25	HARTFORD	L	5-6	17-25-9
	2	10/10	@ Toronto	L	8-9	0-0-1	50	01/27	EDMONTON	T	3-3	17-25-10
	3	10/11	CALGARY	W	3-0	1-1-1	51	01/30	@ Washington	L	2-5	17-24-10
	4	10/14	BOSTON	L	5-8	1-2-1	52	01/31	TORONTO	L	2-5	17-25-10
PLAYERS	5	10/17	@ St. Louis	L	3-7	1-3-1	53	02/03	ST. LOUIS	W	9-5	18-25-10
	6	10/18	EDMONTON	W	7-5	2-3-1	54	02/04	@ Detroit	L	4-6	18-26-10
	7	10/21	MONTREAL	T	3-3	2-3-2	55	02/06	@ Boston	W	4-3	19-26-10
	8	10/23	@ Winnipeg	T	5-5	2-3-3	56	02/07	MINNESOTA	W	5-2	20-26-10
2019-20	9	10/25	ST. LOUIS	T	4-4	2-3-4	57	02/11	NY ISLANDERS	L	2-8	20-27-10
	10	10/28	WINNIPEG	W	7-6	3-3-4	58	02/13	@ Toronto	W	6-4	21-27-10
	11	10/31	@ Hartford	T	2-2	3-3-5	59	02/15	VANCOUVER	L	1-4	21-28-10
	12	11/01	TORONTO	W	9-4	4-3-5	60	02/17	BUFFALO	L	2-3	21-29-10
OPPONENTS	13	11/04	LOS ANGELES	W	5-4	5-3-5	61	02/21	QUEBEC	W	5-3	22-29-10
	14	11/06	@ Winnipeg	L	3-4	5-4-5	62	02/23	@ NY Islanders	L	1-5	22-30-10
	15	11/08	CALGARY	W	10-4	6-4-5	63	02/24	@ NY Rangers	L	4-6	22-31-10
	16	11/11	DETROIT	T	5-5	6-4-6	64	02/27	@ Los Angeles	W	5-3	23-31-10
TRADITION	17	11/14	@ Detroit	L	3-6	6-5-6	65	02/28	@ Colorado	L	3-5	23-32-10
	18	11/15	COLORADO	W	10-0	7-5-6	66	03/03	WINNIPEG	L	2-4	23-33-10
	19	11/18	BUFFALO	W	4-3	8-5-6	67	03/06	PHILADELPHIA	W	4-1	24-33-10
	20	11/21	@ Minnesota	W	6-4	9-5-6	68	03/07	BOSTON	W	5-1	25-33-10
RECORDS	21	11/22	MINNESOTA	T	1-1	9-5-7	69	03/10	@ Toronto	W	7-6	26-33-10
	22	11/25	@ Vancouver	L	2-6	9-6-7	70	03/11	@ Montreal	L	0-4	26-34-10
	23	11/27	@ Edmonton	L	1-8	9-7-7	71	03/13	@ Quebec	L	3-9	26-35-10
	24	11/28	@ Calgary	T	4-4	9-7-8	72	03/18	@ Philadelphia	T	4-4	26-35-11
PLAYOFFS	25	12/02	@ Colorado	L	2-3	9-8-8	73	03/20	@ Detroit	W	4-3	27-35-11
	26	12/05	@ Los Angeles	W	3-2	10-8-8	74	03/22	@ Toronto	L	5-8	27-36-11
	27	12/09	WASHINGTON	W	7-3	11-8-8	75	03/24	DETROIT	W	6-4	28-36-11
	28	12/12	@ Minnesota	L	3-6	11-9-8	76	03/27	@ Pittsburgh	T	3-3	28-36-12
HISTORY	29	12/13	HARTFORD	W	8-3	12-9-8	77	03/28	ST. LOUIS	L	3-8	28-37-12
	30	12/16	WINNIPEG	T	3-3	12-9-9	78	03/31	NY RANGERS	L	1-4	28-38-12
	31	12/19	@ Washington	W	6-4	13-9-9	79	04/03	@ St. Louis	W	7-4	29-38-12
	32	12/20	TORONTO	L	1-3	13-10-9	80	04/04	MINNESOTA	W	4-3	30-38-12
MINORS	33	12/23	PHILADELPHIA	L	6-7	13-11-9						
	34	12/26	@ Winnipeg	W	3-2	14-11-9						
	35	12/27	ST. LOUIS	L	3-4	14-12-9						
	36	12/29	@ Quebec	L	1-8	14-13-9						
MEDIA	37	12/30	@ Montreal	L	3-6	14-14-9						
	38	01/02	@ NY Islanders	L	3-5	14-15-9						
	39	01/03	DETROIT	W	4-3	15-15-9						
	40	01/06	PITTSBURGH	W	6-3	16-15-9						
	41	01/09	@ NY Rangers	L	5-7	16-16-9						
	42	01/10	VANCOUVER	W	3-2	17-16-9						
	43	01/13	@ Buffalo	L	2-6	17-17-9						
	44	01/16	@ St. Louis	L	6-8	17-18-9						
	45	01/17	@ Minnesota	L	5-7	17-19-9						
	46	01/20	DETROIT	L	4-5	17-20-9						
	47	01/22	@ Winnipeg	L	5-6	17-21-9						
	48	01/23	MINNESOTA	L	4-8	17-22-9						

PLAYER	GP	G	A	PTS	PIM	PLAYER	GP	G	A	PTS	PIM			
SAVARD, DENIS	80	32	87	119	82	DUPONT, JEROME	34	0	4	4	51			
WILSON, DOUG	76	39	46	85	54	LUDZIK, STEVE	8	2	1	3	2			
LYSIAK, TOM	71	32	50	82	84	ZAHARKO, MILES	15	1	2	3	18			
SECORD, AL	80	44	31	75	303	ROBIDOUX, FLORENT	4	1	2	3	0			
HIGGINS, TIM	74	20	30	50	85	FEAMSTER, DAVE	29	0	2	2	29			
MULVEY, GRANT	73	30	19	49	141	MARKS, JOHN	13	1	0	1	7			
PRESTON, RICH	75	15	28	43	30	LARMER, STEVE	3	0	0	0	0			
CROSSMAN, DOUG	70	12	28	40	24	TANTI, TONY	2	0	0	0	0			
KERR, REG	59	11	28	39	39	MURRAY, TROY	1	0	0	0	0			
RUSKOWSKI, TERRY	60	7	30	37	120	ESPOSITO, TONY	52	0	2	2	0			
SUTTER, DARRYL	40	23	12	35	31	BANNERMAN, MURRAY	29	0	1	1	0			
BULLEY, TED	59	12	18	30	120	SKORODENSKI, WARREN	1	0	0	0	0			
MURRAY, BOB	45	8	22	30	48									
MARSH, PETER	57	10	18	28	47									
BROWN, KEITH	33	4	20	24	26									
GARDNER, BILL	69	8	15	23	20									
HUTCHISON, DAVE	66	5	18	23	246									
FOX, GREG	79	2	19	21	137	GOALIES	GP	W	L	T	MIN	GA	SO	AVG
SHARPLEY, GLEN	36	9	7	16	11	ESPOSITO, TONY	52	19	25	8	3,069	251	1	4.53
PATERSON, RICK	48	4	7	11	8	BANNERMAN, MURRAY	29	11	12	4	1,671	116	1	4.18
						SKORODENSKI, WARREN	1	0	1	0	60	5	0	5.05

# HISTORY OF THE BLACKHAWKS

## 1982-83 CHICAGO BLACKHAWKS

47-23-10, 104 POINTS, 1ST NORRIS DIVISION

GM	DATE	OPPONENT	RESULT	SCORE	RECORD	GM	DATE	OPPONENT	RESULT	SCORE	RECORD
1	10/06	TORONTO	T	3-3	0-0-1	49	01/23	HARTFORD	W	4-2	30-12-7
2	10/09	@ Montreal	W	8-7	1-0-1	50	01/26	VANCOUVER	L	1-5	30-13-7
3	10/10	WINNIPEG	L	3-5	1-1-1	51	01/28	@ Buffalo	L	2-6	30-14-7
4	10/13	ST. LOUIS	W	6-4	2-1-1	52	01/30	@ NY Rangers	W	5-4	31-14-7
5	10/16	@ Toronto	W	3-2	3-1-1	53	02/01	@ St. Louis	W	5-0	32-14-7
6	10/17	DETROIT	W	6-4	4-1-1	54	02/02	PITTSBURGH	W	7-4	33-14-7
7	10/20	BUFFALO	W	4-0	5-1-1	55	02/05	DETROIT	W	4-3	34-14-7
8	10/23	@ St. Louis	L	4-5	5-2-1	56	02/06	NY RANGERS	W	4-1	35-14-7
9	10/24	NY ISLANDERS	W	4-2	6-2-1	57	02/09	NEW JERSEY	W	5-4	36-14-7
10	10/27	@ Edmonton	T	4-4	6-2-2	58	02/12	@ Minnesota	L	4-5	36-15-7
11	10/29	@ Vancouver	T	2-2	6-2-3	59	02/13	QUEBEC	L	4-5	36-16-7
12	10/30	@ Los Angeles	T	5-5	6-2-4	60	02/16	CALGARY	W	5-3	37-16-7
13	11/03	WASHINGTON	T	3-3	6-2-5	61	02/19	@ Hartford	W	4-2	38-16-7
14	11/07	TORONTO	W	7-3	7-2-5	62	02/23	NY ISLANDERS	T	4-4	38-16-8
15	11/10	MONTREAL	W	6-3	8-2-5	63	02/26	@ Minnesota	T	4-4	38-16-9
16	11/13	@ Detroit	W	3-2	9-2-5	64	02/27	MINNESOTA	L	1-2	38-17-9
17	11/14	MINNESOTA	W	5-4	10-2-5	65	03/02	LOS ANGELES	W	5-3	39-17-9
18	11/17	NEW JERSEY	W	5-3	11-2-5	66	03/05	@ Boston	L	3-6	39-18-9
19	11/20	@ NY Islanders	L	4-5	11-3-5	67	03/06	MONTREAL	W	5-4	40-18-9
20	11/21	DETROIT	W	3-0	12-3-5	68	03/08	@ Philadelphia	W	4-1	41-18-9
21	11/24	@ Winnipeg	W	7-5	13-3-5	69	03/10	@ Detroit	L	2-4	41-19-9
22	11/26	@ Hartford	W	4-3	14-3-5	70	03/12	@ Toronto	L	2-4	41-20-9
23	11/27	@ Quebec	W	3-1	15-3-5	71	03/13	@ Pittsburgh	W	4-3	42-20-9
24	11/29	@ New Jersey	W	3-1	16-3-5	72	03/16	ST. LOUIS	W	4-1	43-20-9
25	12/01	@ Pittsburgh	W	4-2	17-3-5	73	03/20	TORONTO	W	7-3	44-20-9
26	12/04	@ Washington	L	2-4	17-4-5	74	03/21	@ Minnesota	L	3-4	44-21-9
27	12/05	@ Buffalo	T	3-3	17-4-6	75	03/24	@ Calgary	L	5-6	44-22-9
28	12/08	NY RANGERS	W	7-2	18-4-6	76	03/25	@ Vancouver	T	3-3	44-22-10
29	12/11	@ Boston	L	2-4	18-5-6	77	03/27	DETROIT	W	6-0	45-22-10
30	12/12	QUEBEC	W	7-3	19-5-6	78	03/30	MINNESOTA	W	5-0	46-22-10
31	12/15	WINNIPEG	W	10-3	20-5-6	79	04/02	@ St. Louis	L	2-4	46-23-10
32	12/18	@ Toronto	W	8-5	21-5-6	80	04/03	ST. LOUIS	W	7-2	47-23-10
33	12/19	LOS ANGELES	W	6-4	22-5-6						
34	12/22	TORONTO	W	4-3	23-5-6						
35	12/26	ST. LOUIS	W	7-4	24-5-6						
36	12/28	@ Calgary	L	2-3	24-6-6						
37	12/29	@ Edmonton	W	8-6	25-6-6						
38	12/31	@ Detroit	L	1-4	25-7-6						
39	01/02	PHILADELPHIA	L	1-3	25-8-6						
40	01/04	@ St. Louis	W	4-2	26-8-6						
41	01/05	BOSTON	L	1-4	26-9-6						
42	01/08	@ Minnesota	L	1-4	26-10-6						
43	01/09	MINNESOTA	W	6-3	27-10-6						
44	01/12	EDMONTON	L	4-10	27-11-6						
45	01/15	@ Philadelphia	T	4-4	27-11-7						
46	01/16	DETROIT	W	4-2	28-11-7						
47	01/19	WASHINGTON	L	4-6	28-12-7						
48	01/22	@ Toronto	W	3-2	29-12-7						

PLAYER	GP	G	A	PTS	PIM	PLAYER	GP	G	A	PTS	PIM
SAVARD, DENIS	78	35	86	121	99	O'CALLAHAN, JACK	39	0	11	11	46
LARMER, STEVE	80	43	47	90	28	FIDLER, MIKE	4	2	1	3	4
SECORD, AL	80	54	32	86	180	RUSKOWSKI, TERRY	5	0	2	2	12
WILSON, DOUG	74	18	51	69	58	TANZI, TONY	1	1	0	1	0
SUTTER, DARRYL	80	31	30	61	53	MULVEY, GRANT	3	0	0	0	0
LYSIAK, TOM	61	23	38	61	27	DUPONT, JEROME	1	0	0	0	0
PRESTON, RICH	79	25	28	53	64	BANNERMAN, MURRAY	41	0	1	1	2
CROSSMAN, DOUG	80	13	40	53	46	ESPOSITO, TONY	39	0	0	0	0
GARDNER, BILL	77	15	25	40	12						
MURRAY, BOB	79	7	32	39	73						
BROWN, KEITH	50	4	27	31	20						
LUDZIK, STEVE	66	6	19	25	63						
PATERSON, RICK	79	14	9	23	14						
HIGGINS, TIM	64	14	9	23	63						
MARSH, PETER	68	6	14	20	55						
FRASER, CURT	38	6	13	19	77						
FEAMSTER, DAVE	78	6	12	18	69						
MURRAY, TROY	54	8	8	16	27						
CYR, DENIS	41	7	8	15	2						
FOX, GREG	76	0	12	12	81						

GOALIES	GP	W	L	T	MIN	GA	SO	AVG
BANNERMAN, MURRAY	41	24	12	5	2,460	127	4	3.10
ESPOSITO, TONY	39	23	11	5	2,340	135	1	3.47

LEADERSHIP
PLAYERS
2019-20
OPPONENTS
TRADITION
RECORDS
PLAYOFFS
HISTORY
MINORS
MEDIA



# HISTORY OF THE BLACKHAWKS

## 1983-84 CHICAGO BLACKHAWKS

30-42-8, 68 POINTS, 4TH NORRIS DIVISION

	GM	DATE	OPPONENT	RESULT	SCORE	RECORD	GM	DATE	OPPONENT	RESULT	SCORE	RECORD
LEADERSHIP	1	10/05	ST. LOUIS	W	4-3	1-0-0	48	01/20	@ Washington	L	3-5	18-26-4
	2	10/08	@ St. Louis	L	1-4	1-1-0	49	01/21	@ Quebec	T	4-4 OT	18-26-5
	3	10/09	DETROIT	W	6-4	2-1-0	50	01/23	@ Toronto	W	6-2	19-26-5
	4	10/12	VANCOUVER	W	2-1	3-1-0	51	01/25	MINNESOTA	L	3-5	19-27-5
PLAYERS	5	10/15	@ Toronto	L	8-10	3-2-0	52	01/28	@ Minnesota	W	4-2	20-27-5
	6	10/16	MINNESOTA	W	4-3	4-2-0	53	01/29	PHILADELPHIA	T	5-5 OT	20-27-6
	7	10/19	NEW JERSEY	W	6-3	5-2-0	54	02/01	TORONTO	W	7-2	21-27-6
	8	10/22	@ St. Louis	L	1-2	5-3-0	55	02/03	@ Winnipeg	L	3-7	21-28-6
2019-20	9	10/23	CALGARY	W	7-4	6-3-0	56	02/05	HARTFORD	L	3-4	21-29-6
	10	10/25	BOSTON	W	5-1	7-3-0	57	02/08	@ Los Angeles	L	0-1	21-30-6
	11	10/27	PITTSBURGH	L	2-4	7-4-0	58	02/11	@ St. Louis	T	1-1 OT	21-30-7
	12	10/30	HARTFORD	W	6-1	8-4-0	59	02/12	CALGARY	L	4-6	21-31-7
OPPONENTS	13	11/03	@ Detroit	L	4-7	8-5-0	60	02/15	QUEBEC	W	5-2	22-31-7
	14	11/05	@ Minnesota	L	5-10	8-6-0	61	02/18	@ Detroit	L	0-6	22-32-7
	15	11/06	@ New Jersey	L	3-6	8-7-0	62	02/19	ST. LOUIS	W	6-5	23-32-7
	16	11/09	MONTREAL	L	0-3	8-8-0	63	02/22	WASHINGTON	W	4-2	24-32-7
TRADITION	17	11/12	@ Hartford	L	1-6	8-9-0	64	02/25	@ Pittsburgh	T	3-3 OT	24-32-8
	18	11/13	EDMONTON	W	5-3	9-9-0	65	02/26	DETROIT	L	2-4	24-33-8
	19	11/16	ST. LOUIS	W	4-3	10-9-0	66	02/29	BUFFALO	W	4-3	25-33-8
	20	11/19	@ Montreal	T	5-5 OT	10-9-1	67	03/03	@ Minnesota	L	3-6	25-34-8
RECORDS	21	11/20	MINNESOTA	L	3-4	10-10-1	68	03/04	TORONTO	W	5-4	26-34-8
	22	11/23	@ Washington	T	2-2 OT	10-10-2	69	03/07	@ Edmonton	L	4-7	26-35-8
	23	11/25	@ Buffalo	L	2-5	10-11-2	70	03/09	@ Vancouver	L	3-4 OT	26-36-8
	24	11/26	@ NY Islanders	L	3-9	10-12-2	71	03/11	@ Los Angeles	L	3-4	26-37-8
PLAYOFFS	25	11/29	@ New Jersey	L	2-3	10-13-2	72	03/14	@ Winnipeg	L	4-6	26-38-8
	26	11/30	@ NY Rangers	W	4-0	11-13-2	73	03/16	@ Calgary	L	5-6	26-39-8
	27	12/03	@ Quebec	L	2-3	11-14-2	74	03/19	@ Montreal	L	1-2	26-40-8
	28	12/07	BUFFALO	W	4-2	12-14-2	75	03/21	WINNIPEG	W	6-2	27-40-8
MEDIA	29	12/08	@ Philadelphia	L	2-3	12-15-2	76	03/24	@ Toronto	L	3-7	27-41-8
	30	12/11	DETROIT	W	4-2	13-15-2	77	03/25	TORONTO	W	5-4	28-41-8
	31	12/13	@ St. Louis	L	1-4	13-16-2	78	03/28	MINNESOTA	L	3-6	28-42-8
	32	12/14	LOS ANGELES	L	5-6	13-17-2	79	03/31	@ Detroit	W	4-2	29-42-8
HISTORY	33	12/17	@ Boston	W	5-2	14-17-2	80	04/01	DETROIT	W	4-3	30-42-8
	34	12/18	BOSTON	L	1-5	14-18-2						
	35	12/21	PHILADELPHIA	T	3-3 OT	14-18-3						
	36	12/23	@ NY Rangers	L	2-3	14-19-3						
MINORS	37	12/26	ST. LOUIS	W	3-1	15-19-3						
	38	12/28	NY RANGERS	L	4-7	15-20-3						
	39	12/31	@ Detroit	L	3-4	15-21-3						
	40	01/02	@ Minnesota	L	5-6	15-22-3						
MEDIA	41	01/04	TORONTO	W	5-1	16-22-3						
	42	01/07	@ NY Islanders	L	3-5	16-23-3						
	43	01/08	VANCOUVER	W	2-0	17-23-3						
	44	01/11	EDMONTON	L	3-5	17-24-3						
HISTORY	45	01/14	@ Toronto	T	2-2 OT	17-24-4						
	46	01/15	PITTSBURGH	W	2-0	18-24-4						
	47	01/18	NY ISLANDERS	L	1-9	18-25-4						

PLAYER	GP	G	A	PTS	PIM	PLAYER	GP	G	A	PTS	PIM
SAVARD, DENIS	75	37	57	94	71	HIGGINS, TIM	32	1	4	5	21
LARMER, STEVE	80	35	40	75	34	FOX, GREG	24	0	5	5	31
WILSON, DOUG	66	13	45	58	64	DIETRICH, DON	17	0	5	5	0
GARDNER, BILL	79	27	21	48	12	MCMURCHY, TOM	27	3	1	4	42
MURRAY, BOB	78	11	37	48	78	DUPONT, JEROME	36	2	2	4	116
LYSIAK, TOM	54	17	30	47	35	BOYD, RANDY	23	0	4	4	16
SLITTER, DARRYL	59	20	20	40	44	ROBIDOUX, FLORENT	9	0	0	0	0
BROWN, KEITH	74	10	25	35	94	PELANSKY, PERRY	4	0	0	0	5
WILSON, BEHN	59	10	22	32	143	FRANLEY, DAN	3	0	0	0	0
MURRAY, TROY	61	15	15	30	45	ANHOLT, DARRYL	1	0	0	0	0
LUDZIK, STEVE	80	9	20	29	73	CAMAZZOLA, JIM	1	0	0	0	0
PRESTON, RICH	75	10	18	28	50	CASSIDY, BRUCE	1	0	0	0	0
CYR, DENIS	46	12	13	25	19	BANNERMAN, MURRAY	56	0	4	4	17
LARMER, JEFF	36	9	13	22	20	ESPOSITO, TONY	18	0	3	3	0
FRASER, CURT	29	5	12	17	28	JANECEK, BOB	8	0	0	0	2
O'CALLAHAN, JACK	70	4	13	17	67						
PATERSON, RICK	72	7	6	13	41						
YAREMCHUK, KEN	47	6	7	13	19						
FEAMSTER, DAVE	46	6	7	13	42						
MARSH, PETER	43	4	6	10	44						
SECORD, AL	14	4	4	8	77						

GOALIES	GP	W	L	T	MINS	GA	SO	AVG
BANNERMAN, MURRAY	56	23	29	4	3,335	188	2	3.39
ESPOSITO, TONY	18	5	10	3	1,095	88	1	4.84
JANECEK, BOB	8	2	3	1	412	28	0	4.10

# HISTORY OF THE BLACKHAWKS

## 1984-85 CHICAGO BLACKHAWKS

38-35-7, 83 POINTS, 2ND NORRIS DIVISION

GM	DATE	OPPONENT	RESULT	SCORE	RECORD	GM	DATE	OPPONENT	RESULT	SCORE	RECORD
1	10/11	DETROIT	W	7-3	1-0-0	49	01/26	@ Toronto	W	5-2	22-24-3
2	10/13	@ NY Islanders	L	6-7 OT	1-1-0	50	01/27	TORONTO	L	2-6	22-25-3
3	10/14	WASHINGTON	L	3-5	1-2-0	51	01/30	WINNIPEG	L	3-6	22-26-3
4	10/17	ST. LOUIS	W	4-3	2-2-0	52	02/02	@ St. Louis	L	1-5	22-27-3
5	10/20	@ Detroit	L	4-7	2-3-0	53	02/03	ST. LOUIS	L	4-6	22-28-3
6	10/21	LOS ANGELES	W	5-2	3-3-0	54	02/06	TORONTO	W	3-2	23-28-3
7	10/24	VANCOUVER	W	9-3	4-3-0	55	02/09	@ Boston	W	6-5	24-28-3
8	10/27	@ St. Louis	W	5-4	5-3-0	56	02/10	BOSTON	W	4-3	25-28-3
9	10/28	HARTFORD	L	1-4	5-4-0	57	02/14	PITTSBURGH	W	5-4	26-28-3
10	10/30	@ Minnesota	T	5-5 OT	5-4-1	58	02/16	@ Detroit	L	4-7	26-29-3
11	11/02	@ Edmonton	L	2-4	5-5-1	59	02/17	DETROIT	T	4-4 OT	26-29-4
12	11/03	@ Vancouver	L	4-6	5-6-1	60	02/20	MONTREAL	W	3-2	27-29-4
13	11/05	@ Los Angeles	W	3-2	6-6-1	61	02/22	@ Minnesota	L	1-4	27-30-4
14	11/07	@ Calgary	W	5-3	7-6-1	62	02/24	DETROIT	W	3-2	28-30-4
15	11/10	@ Toronto	T	4-4 OT	7-6-2	63	02/25	@ Toronto	W	4-3 OT	29-30-4
16	11/14	NY RANGERS	W	6-4	8-6-2	64	02/27	NEW JERSEY	W	6-3	30-30-4
17	11/17	@ Hartford	W	7-0	9-6-2	65	03/02	@ St. Louis	T	4-4 OT	30-30-5
18	11/18	QUEBEC	L	3-5	9-7-2	66	03/03	ST. LOUIS	W	5-2	31-30-5
19	11/20	@ Quebec	L	2-3 OT	9-8-2	67	03/06	@ Minnesota	W	5-4	32-30-5
20	11/22	@ Montreal	L	2-3	9-9-2	68	03/08	@ Buffalo	L	2-7	32-31-5
21	11/24	@ Boston	W	2-1	10-9-2	69	03/10	MINNESOTA	L	2-3	32-32-5
22	11/25	@ Washington	L	0-5	10-10-2	70	03/11	@ NY Rangers	W	4-3 OT	33-32-5
23	11/27	@ Philadelphia	L	2-4	10-11-2	71	03/13	NY ISLANDERS	L	3-4	33-33-5
24	11/29	@ Pittsburgh	W	6-3	11-11-2	72	03/17	@ Vancouver	W	6-4	34-33-5
25	12/01	@ New Jersey	W	5-3	12-11-2	73	03/20	@ Edmonton	L	4-6	34-34-5
26	12/05	LOS ANGELES	T	5-5 OT	12-11-3	74	03/22	@ Calgary	W	3-1	35-34-5
27	12/08	@ Detroit	L	4-5	12-12-3	75	03/27	PHILADELPHIA	W	5-2	36-34-5
28	12/09	TORONTO	W	7-2	13-12-3	76	03/29	@ Winnipeg	T	5-5 OT	36-34-6
29	12/12	DETROIT	W	5-1	14-12-3	77	03/31	EDMONTON	L	3-7	36-35-6
30	12/15	@ Minnesota	W	5-3	15-12-3	78	04/03	NEW JERSEY	W	5-0	37-35-6
31	12/16	MINNESOTA	L	3-5	15-13-3	79	04/06	@ Detroit	T	2-2 OT	37-35-7
32	12/19	BUFFALO	L	3-6	15-14-3	80	04/07	NY RANGERS	W	3-1	38-35-7
33	12/21	TORONTO	W	4-3	16-14-3						
34	12/23	QUEBEC	L	2-3 OT	16-15-3						
35	12/26	@ St. Louis	L	3-4	16-16-3						
36	12/29	@ Toronto	W	5-4	17-16-3						
37	12/30	CALGARY	L	2-5	17-17-3						
38	01/02	MONTREAL	W	3-2	18-17-3						
39	01/05	@ Hartford	L	3-4	18-18-3						
40	01/06	ST. LOUIS	L	2-3	18-19-3						
41	01/09	MINNESOTA	W	4-3	19-19-3						
42	01/10	@ Philadelphia	L	1-6	19-20-3						
43	01/13	NY ISLANDERS	L	5-6	19-21-3						
44	01/16	WINNIPEG	W	6-3	20-21-3						
45	01/18	@ Buffalo	L	3-4	20-22-3						
46	01/19	@ Pittsburgh	L	4-5	20-23-3						
47	01/21	MINNESOTA	W	7-2	21-23-3						
48	01/23	WASHINGTON	L	2-3	21-24-3						

PLAYER	GP	G	A	PTS	PIM	PLAYER	GP	G	A	PTS	PIM
SAVARD, DENIS	79	38	67	105	56	BERGEVIN, MARC	60	0	6	6	54
LARMER, STEVE	80	46	40	86	16	TEAMSTER, DAVE	16	1	3	4	14
WILSON, DOUG	78	22	54	76	44	MCMURCHY, TOM	15	1	2	3	13
MURRAY, TROY	80	26	40	66	82	PRESLEY, WAYNE	3	0	1	1	0
GARDNER, BILL	74	17	34	51	12	LARMER, JEFF	7	0	0	0	0
FRASER, CURT	73	25	25	50	109	BOYD, RANDY	3	0	0	0	6
OLCZYK, ED	70	20	30	50	67	BANNERMAN, MURRAY	60	0	1	1	8
LYSIAK, TOM	74	16	30	46	13	SKORODENSKI, WARREN	27	0	0	0	2
MURRAY, BOB	80	5	38	43	56	PANG, DARREN	1	0	0	0	0
SUTTER, DARRYL	49	20	18	38	12	CLIFFORD, CHRIS	1	0	0	0	0
WILSON, BEHN	76	10	23	33	185						
LUDZIK, STEVE	79	11	20	31	86						
SECORD, AL	51	15	11	26	193						
YAREMCHUK, KEN	63	10	16	26	16						
BROWN, KEITH	56	1	22	23	55						
PATERSON, RICK	79	7	12	19	25						
O'CALLAHAN, JACK	66	6	8	14	105						
DUPONT, JEROME	55	3	10	13	105						
MACMILLAN, BOB	36	5	7	12	12						
FRAWLEY, DAN	30	4	3	7	64						

GOALIES	GP	W	L	T	MINS	GA	SO	AVG
BANNERMAN, MURRAY	60	27	25	4	3,371	295	0	3.84
SKORODENSKI, WARREN	27	11	9	3	1,396	75	2	3.23
PANG, DARREN	1	0	1	0	60	4	0	4.00
CLIFFORD, CHRIS	1	0	0	0	20	0	0	0.00

LEADERSHIP
PLAYERS
2019-20
OPPONENTS
TRADITION
RECORDS
PLAYOFFS
HISTORY
MINORS
MEDIA

# HISTORY OF THE BLACKHAWKS

## 1985-86 CHICAGO BLACKHAWKS

39-33-8, 86 POINTS, 1ST NORRIS DIVISION

	GM	DATE	OPPONENT	RESULT	SCORE	RECORD	GM	DATE	OPPONENT	RESULT	SCORE	RECORD						
LEADERSHIP	1	10/10	@ Quebec	L	2-6	0-1-0	49	01/27	EDMONTON	L	3-4	23-19-7						
	2	10/12	@ Montreal	L	3-6	0-2-0	50	01/29	NY RANGERS	W	5-4	24-19-7						
	3	10/13	TORONTO	L	1-5	0-3-0	51	02/01	@ Toronto	W	7-4	25-19-7						
	4	10/16	PITTSBURGH	T	5-5 OT	0-3-1	52	02/02	TORONTO	L	3-4	25-20-7						
PLAYERS	5	10/19	@ Detroit	W	6-2	1-3-1	53	02/05	NY ISLANDERS	W	3-2	26-20-7						
	6	10/20	PHILADELPHIA	L	2-5	1-4-1	54	02/08	@ Quebec	L	5-8	26-21-7						
	7	10/23	HARTFORD	W	9-2	2-4-1	55	02/09	PHILADELPHIA	T	2-2 OT	26-21-8						
	8	10/24	@ New Jersey	W	6-4	3-4-1	56	02/11	BOSTON	W	5-4	27-21-8						
2019-20	9	10/27	WASHINGTON	L	2-4	3-5-1	57	02/13	TORONTO	W	5-4 OT	28-21-8						
	10	10/30	@ Minnesota	W	6-5	4-5-1	58	02/15	@ Toronto	L	3-4	28-22-8						
	11	11/02	@ Boston	L	4-5	4-6-1	59	02/16	ST. LOUIS	W	4-2	29-22-8						
	12	11/05	@ Washington	L	4-8	4-7-1	60	02/19	MINNESOTA	L	5-6	29-23-8						
OPPONENTS	13	11/07	@ Philadelphia	L	2-6	4-8-1	61	02/21	@ Winnipeg	W	5-2	30-23-8						
	14	11/09	@ Pittsburgh	L	1-3	4-9-1	62	02/23	CALGARY	W	6-2	31-23-8						
	15	11/11	@ NY Rangers	W	5-4 OT	5-9-1	63	02/27	@ Los Angeles	W	6-3	32-23-8						
	16	11/13	QUEBEC	W	6-4	6-9-1	64	03/01	@ St. Louis	L	3-6	32-24-8						
TRADITION	17	11/16	@ Toronto	L	4-6	6-10-1	65	03/02	ST. LOUIS	W	6-4	33-24-8						
	18	11/17	MINNESOTA	T	5-5 OT	6-10-2	66	03/05	DETROIT	L	3-8	33-25-8						
	19	11/20	VANCOUVER	W	2-0	7-10-2	67	03/08	@ Toronto	L	3-4	33-26-8						
	20	11/23	@ St. Louis	W	7-3	8-10-2	68	03/09	ST. LOUIS	W	4-2	34-26-8						
RECORDS	21	11/24	LOS ANGELES	T	4-4 OT	8-10-3	69	03/12	BUFFALO	L	6-7	34-27-8						
	22	11/26	@ Vancouver	W	5-3	9-10-3	70	03/15	@ Hartford	L	4-11	34-28-8						
	23	11/30	@ Los Angeles	T	4-4 OT	9-10-4	71	03/16	VANCOUVER	W	5-4	35-28-8						
	24	12/03	@ Minnesota	L	2-9	9-11-4	72	03/22	@ Detroit	L	4-8	35-29-8						
PLAYOFFS	25	12/06	@ Calgary	L	2-5	9-12-4	73	03/23	@ NY Rangers	W	5-3	36-29-8						
	26	12/08	@ Edmonton	L	3-4	9-13-4	74	03/26	DETROIT	W	5-3	37-29-8						
	27	12/11	EDMONTON	L	9-12	9-14-4	75	03/29	@ New Jersey	L	2-3	37-30-8						
	28	12/14	@ Montreal	L	3-6	9-15-4	76	03/30	TORONTO	L	4-5 OT	37-31-8						
HISTORY	29	12/15	DETROIT	W	6-4	10-15-4	77	04/01	@ Minnesota	W	2-1	38-31-8						
	30	12/18	WINNIPEG	W	5-4	11-15-4	78	04/02	MINNESOTA	L	5-7	38-32-8						
	31	12/21	@ Detroit	W	6-3	12-15-4	79	04/05	@ St. Louis	L	5-7	38-33-8						
	32	12/22	CALGARY	W	5-4 OT	13-15-4	80	04/06	ST. LOUIS	W	3-1	39-33-8						
MINORS	33	12/26	@ St. Louis	L	6-9	13-16-4												
	34	12/28	@ Washington	W	7-4	14-16-4												
	35	12/29	BOSTON	W	4-3	15-16-4												
	36	01/01	PITTSBURGH	W	7-4	16-16-4												
MEDIA	37	01/04	@ NY Islanders	W	4-1	17-16-4												
	38	01/05	MINNESOTA	W	6-2	18-16-4												
	39	01/08	NEW JERSEY	L	7-8	18-17-4												
	40	01/10	@ Detroit	W	9-4	19-17-4												
GOALIES	41	01/12	HARTFORD	W	4-2	20-17-4												
	42	01/14	@ Minnesota	T	3-3 OT	20-17-5												
	43	01/15	BUFFALO	W	4-2	21-17-5												
	44	01/17	@ Winnipeg	L	1-5	21-18-5												
	45	01/19	DETROIT	W	6-4	22-18-5												
	46	01/22	MONTREAL	T	3-3 OT	22-18-6												
	47	01/24	@ Buffalo	W	5-3	23-18-6												
	48	01/25	@ NY Islanders	T	3-3 OT	23-18-7												
GOALIES	PLAYER						GP						G	A	PTS	PIM		
	SAVARD, DENIS						80						47	69	116	111		
	MURRAY, TROY						80						45	54	99	94		
	OLCZYK, ED						79						29	50	79	47		
	SECORD, AL						80						40	36	76	201		
	LARMER, STEVE						80						31	45	76	47		
	FRASER, CURT						61						29	39	68	84		
	WILSON, DOUG						79						17	47	64	80		
	WILSON, BEHN						69						13	38	51	113		
	BROWN, KEITH						70						11	29	40	87		
	MURRAY, BOB						80						9	29	38	75		
	YAREMCHUK, KEN						78						14	20	34	43		
	SUTTER, DARRYL						50						17	10	27	42		
	WATSON, BILL						52						8	16	24	2		
	O'CALLAHAN, JACK						80						4	19	23	116		
	LYSIAK, TOM						51						2	19	21	14		
PRESLEY, WAYNE						38						7	8	15	38			
DUPONT, JEROME						75						2	13	15	173			
BERGEVIN, MARC						71						7	7	14	60			
GARDNER, BILL						46						3	10	13	6			
PATERSON, RICK						70						9	3	12	24			
BANNERMAN, MURRAY						48						20	19	6	2,689	201	1	4.50
SAUVE, BOB						38						19	13	2	2,099	138	0	3.96
SKORODENSKI, WARREN						1						0	1	0	60	6	0	6.00

# HISTORY OF THE BLACKHAWKS

## 1986-87 CHICAGO BLACKHAWKS

29-37-14, 72 POINTS, 3RD NORRIS DIVISION

GM	DATE	OPPONENT	RESULT	SCORE	RECORD	GM	DATE	OPPONENT	RESULT	SCORE	RECORD
1	10/09	NY ISLANDERS	W	3-2	1-0-0	49	01/24	@ Montreal	L	1-3	17-25-7
2	10/11	@ Detroit	L	3-4	1-1-0	50	01/26	MONTREAL	L	2-3	17-26-7
3	10/12	PITTSBURGH	L	1-4	1-2-0	51	01/28	TORONTO	W	5-0	18-26-7
4	10/15	NY RANGERS	T	5-5 OT	1-2-1	52	01/31	@ St. Louis	T	4-4 OT	18-26-8
5	10/18	@ Toronto	L	2-3	1-3-1	53	02/01	EDMONTON	W	6-4	19-26-8
6	10/19	MINNESOTA	L	5-8	1-4-1	54	02/04	DETROIT	W	5-4	20-26-8
7	10/21	@ Edmonton	L	1-9	1-5-1	55	02/07	@ Pittsburgh	L	1-4	20-27-8
8	10/24	@ Vancouver	T	2-2 OT	1-5-2	56	02/08	@ Buffalo	L	4-7	20-28-8
9	10/26	@ Winnipeg	W	8-4	2-5-2	57	02/15	QUEBEC	W	6-4	21-28-8
10	10/28	@ Toronto	L	1-2	2-6-2	58	02/17	HARTFORD	L	4-5	21-29-8
11	10/29	@ Detroit	L	2-5	2-7-2	59	02/19	NY RANGERS	W	5-2	22-29-8
12	11/01	@ Minnesota	W	6-5	3-7-2	60	02/21	@ Hartford	W	6-3	23-29-8
13	11/02	@ St. Louis	L	3-7	3-8-2	61	02/22	DETROIT	T	2-2 OT	23-29-9
14	11/05	MINNESOTA	W	4-2	4-8-2	62	02/25	MONTREAL	T	3-3 OT	23-29-10
15	11/08	@ Washington	L	2-3	4-9-2	63	02/28	@ Pittsburgh	W	2-1	24-29-10
16	11/09	ST. LOUIS	T	4-4 OT	4-9-3	64	03/01	LOS ANGELES	W	6-1	25-29-10
17	11/12	WASHINGTON	T	2-2 OT	4-9-4	65	03/04	WINNIPEG	W	3-2	26-29-10
18	11/15	@ St. Louis	L	3-4	4-10-4	66	03/07	@ New Jersey	W	4-3	27-29-10
19	11/16	TORONTO	L	3-7	4-11-4	67	03/08	NY ISLANDERS	L	5-6	27-30-10
20	11/19	LOS ANGELES	T	4-4 OT	4-11-5	68	03/11	ST. LOUIS	L	2-3	27-31-10
21	11/20	@ Philadelphia	L	1-5	4-12-5	69	03/14	@ Boston	T	4-4 OT	27-31-11
22	11/23	NEW JERSEY	W	5-3	5-12-5	70	03/15	MINNESOTA	L	2-4	27-32-11
23	11/26	@ Minnesota	L	2-5	5-15-5	71	03/17	@ Minnesota	T	3-3 OT	27-32-12
24	11/28	@ Edmonton	W	6-5 OT	6-15-5	72	03/18	@ Toronto	W	6-3	28-32-12
25	11/29	@ Calgary	L	4-5	6-14-5	73	03/21	@ Detroit	L	0-3	28-33-12
26	12/02	@ Vancouver	W	4-2	7-14-5	74	03/22	@ NY Rangers	L	3-5	28-34-12
27	12/04	@ Calgary	L	4-5	7-15-5	75	03/25	ST. LOUIS	T	4-4 OT	28-34-13
28	12/06	@ Los Angeles	L	2-7	7-16-5	76	03/28	@ Quebec	L	4-5	28-35-13
29	12/10	BUFFALO	W	6-3	8-16-5	77	03/29	BOSTON	L	6-8	28-36-13
30	12/13	@ St. Louis	T	4-4 OT	8-16-6	78	04/01	MINNESOTA	T	4-4 OT	28-36-14
31	12/14	VANCOUVER	L	3-7	8-17-6	79	04/04	@ Toronto	L	1-3	28-37-14
32	12/17	WINNIPEG	W	5-1	9-17-6	80	04/05	TORONTO	W	5-2	29-37-14
33	12/20	@ Boston	W	6-2	10-17-6						
34	12/21	DETROIT	W	7-4	11-17-6						
35	12/23	@ Detroit	L	1-3	11-18-6						
36	12/26	ST. LOUIS	W	8-6	12-18-6						
37	12/28	WASHINGTON	W	7-5	13-18-6						
38	12/30	@ NY Islanders	W	5-3	14-18-6						
39	12/31	@ Buffalo	L	2-5	14-19-6						
40	01/03	@ Hartford	W	3-2	15-19-6						
41	01/04	CALGARY	L	1-4	15-20-6						
42	01/07	TORONTO	W	6-4	16-20-6						
43	01/11	DETROIT	W	5-3	17-20-6						
44	01/14	NEW JERSEY	L	1-3	17-21-6						
45	01/17	@ Minnesota	L	2-3	17-22-6						
46	01/18	QUEBEC	L	3-5	17-23-6						
47	01/21	PHILADELPHIA	T	5-5 OT	17-23-7						
48	01/23	@ Philadelphia	L	3-4	17-24-7						

PLAYER	GP	G	A	PTS	PIM	PLAYER	GP	G	A	PTS	PIM			
SAVARD, DENIS	70	40	50	90	108	MANSON, DAVE	63	1	8	9	146			
LARMER, STEVE	80	28	56	84	22	SANPASS, EVERETT	7	1	3	4	2			
MURRAY, TROY	77	28	45	71	59	PATERSON, RICK	22	1	2	3	6			
PRESLEY, WAYNE	80	32	29	61	114	CAMAZZOLA, JIM	2	0	0	0	0			
SECORD, AL	77	29	30	59	196	CASSIDY, BRUCE	2	0	0	0	0			
OLCZYK, ED	79	16	35	51	119	SCIEVOUR, DARIN	1	0	0	0	0			
FRASER, CURT	75	25	25	50	182	SAUIVE, BOB	46	0	4	4	6			
WILSON, DOUG	69	16	32	48	36	BANNERMAN, MURRAY	39	0	1	1	4			
MURRAY, BOB	79	6	38	44	80	SKORODENSKI, WARREN	3	0	0	0	0			
WATSON, BILL	51	13	19	32	6									
NYLUND, GARY	80	7	20	27	190									
BROWN, KEITH	75	4	23	27	86									
LAVARRE, MARK	58	8	15	23	33									
DONNELLY, DAVE	71	6	12	18	81									
PRESTON, RICH	75	8	9	17	19									
LUDZIK, STEVE	52	5	12	17	34									
SUTTER, DARRYL	44	8	6	14	16									
BERGEVIN, MARC	66	4	10	14	66	GOALIES								
O'CALLAHAN, JACK	48	1	13	14	59	SAUIVE, BOB	46	19	19	5	2,660	159	1	3.60
STAPLETON, MIKE	39	3	6	9	6	BANNERMAN, MURRAY	39	9	18	8	2,059	142	0	4.15
						SKORODENSKI, WARREN	3	1	0	1	155	7	0	2.71

LEADERSHIP
PLAYERS
2019-20
OPPONENTS
TRADITION
RECORDS
PLAYOFFS
HISTORY
MINORS
MEDIA

# HISTORY OF THE BLACKHAWKS

## 1987-88 CHICAGO BLACKHAWKS

30-41-9, 69 POINTS, 3RD NORRIS DIVISION

	GM	DATE	OPPONENT	RESULT	SCORE	RECORD	GM	DATE	OPPONENT	RESULT	SCORE	RECORD
LEADERSHIP	1	10/08	TORONTO	L	5-7	0-1-0	49	01/24	VANCOUVER	W	3-1	21-25-3
	2	10/10	@ Washington	L	4-6	0-2-0	50	01/26	@ Detroit	W	6-4	22-25-3
	3	10/11	PHILADELPHIA	W	5-3	1-2-0	51	01/29	@ New Jersey	L	2-3 OT	22-26-3
	4	10/14	ST. LOUIS	W	5-3	2-2-0	52	01/30	@ Pittsburgh	L	2-4	22-27-3
	5	10/17	@ St. Louis	W	3-2	3-2-0	53	02/01	BOSTON	L	3-5	22-28-3
PLAYERS	6	10/18	WINNIPEG	W	6-4	4-2-0	54	02/03	DETROIT	L	4-6	22-29-3
	7	10/21	@ Detroit	W	5-1	5-2-0	55	02/05	@ Winnipeg	T	1-1 OT	22-29-4
	8	10/23	@ NY Rangers	L	3-7	5-3-0	56	02/07	@ Quebec	T	5-5 OT	22-29-5
	9	10/24	@ Hartford	L	3-5	5-4-0	57	02/12	ST. LOUIS	W	4-3 OT	23-29-5
	10	10/27	@ NY Islanders	T	4-4 OT	5-4-1	58	02/14	BUFFALO	W	4-3 OT	24-29-5
2019-20	11	10/31	@ Toronto	L	5-6	5-5-1	59	02/17	DETROIT	L	3-4	24-30-5
	12	11/01	@ Buffalo	L	3-5	5-6-1	60	02/20	@ Detroit	L	1-6	24-31-5
	13	11/04	MONTREAL	T	4-4 OT	5-6-2	61	02/21	CALGARY	T	3-3 OT	24-31-6
	14	11/06	@ Winnipeg	L	3-6	5-7-2	62	02/24	EDMONTON	W	6-4	25-31-6
	15	11/08	MINNESOTA	W	8-5	6-7-2	63	02/25	@ NY Islanders	T	1-1 OT	25-31-7
OPPONENTS	16	11/11	DETROIT	W	6-3	7-7-2	64	02/28	PITTSBURGH	W	7-5	26-31-7
	17	11/14	@ Montreal	L	0-3	7-8-2	65	03/02	HARTFORD	L	1-2	26-32-7
	18	11/15	EDMONTON	W	5-4	8-8-2	66	03/05	@ Minnesota	W	4-2	27-32-7
	19	11/18	MINNESOTA	W	5-2	9-8-2	67	03/06	DETROIT	L	3-4	27-33-7
	20	11/20	@ New Jersey	L	2-5	9-9-2	68	03/09	TORONTO	W	4-3	28-33-7
TRADITION	21	11/22	VANCOUVER	W	3-2	10-9-2	69	03/12	@ Toronto	L	4-6	28-34-7
	22	11/25	@ Los Angeles	L	4-6	10-10-2	70	03/13	PHILADELPHIA	W	5-4 OT	29-34-7
	23	11/27	@ Edmonton	L	3-4	10-11-2	71	03/15	@ St. Louis	T	7-7 OT	29-34-8
	24	11/30	@ Calgary	L	0-4	10-12-2	72	03/17	@ Philadelphia	W	4-3 OT	30-34-8
	25	12/02	@ St. Louis	L	1-5	10-13-2	73	03/19	@ Montreal	L	0-3	30-35-8
RECORDS	26	12/04	@ Detroit	L	0-12	10-14-2	74	03/20	ST. LOUIS	L	2-5	30-36-8
	27	12/05	@ Boston	L	3-7	10-15-2	75	03/23	MINNESOTA	L	4-5	30-37-8
	28	12/09	BUFFALO	L	2-6	10-16-2	76	03/25	@ Vancouver	L	2-3	30-38-8
	29	12/12	@ Washington	L	1-2	10-17-2	77	03/26	@ Los Angeles	L	5-9	30-39-8
	30	12/13	TORONTO	W	5-1	11-17-2	78	03/28	@ Minnesota	T	7-7 OT	30-39-9
PLAYOFFS	31	12/16	@ Minnesota	W	4-2	12-17-2	79	03/30	NY RANGERS	L	3-4	30-40-9
	32	12/19	@ Toronto	W	6-2	13-17-2	80	04/03	NEW JERSEY	L	3-4 OT	30-41-9
	33	12/20	BOSTON	L	2-4	13-18-2						
	34	12/23	NY ISLANDERS	W	7-5	14-18-2						
	35	12/26	ST. LOUIS	L	4-5	14-19-2						
HISTORY	36	12/27	@ St. Louis	L	2-3	14-20-2						
	37	12/30	MINNESOTA	L	4-6	14-21-2						
	38	12/31	@ Minnesota	W	4-1	15-21-2						
	39	01/03	CALGARY	L	3-5	15-22-2						
	40	01/06	QUEBEC	L	1-6	15-23-2						
MINORS	41	01/08	TORONTO	W	7-3	16-23-2						
	42	01/10	LOS ANGELES	W	5-2	17-23-2						
	43	01/11	@ NY Rangers	T	2-2 OT	17-23-3						
	44	01/13	HARTFORD	W	2-1	18-23-3						
	45	01/16	@ Quebec	L	1-4	18-24-3						
MEDIA	46	01/17	WASHINGTON	W	5-4	19-24-3						
	47	01/20	PITTSBURGH	L	3-8	19-25-3						
	48	01/23	@ Toronto	W	3-2	20-25-3						

PLAYER	GP	G	A	PTS	PIM	PLAYER	GP	G	A	PTS	PIM
SAVARD, DENIS	80	44	87	131	95	YAWNEY, TRENT	15	2	8	10	15
LARMER, STEVE	80	41	48	89	42	WILSON, RIK	14	4	5	9	6
VAIVE, RICK	76	43	26	69	108	BROWN, KEITH	24	3	6	9	45
MURRAY, TROY	79	22	36	58	96	COCHRANE, GLEN	72	1	8	9	204
*GRAHAM, DIRK	42	17	19	36	32	BERGEVIN, MARC	58	1	6	7	83
WILSON, DOUG	27	8	24	32	28	MANSON, DAVE	54	1	6	7	185
NOONAN, BRIAN	77	10	20	30	44	PANG, DARREN	45	0	6	6	2
WILSON, BEHN	58	6	23	29	166	PLAYFAIR, JIM	12	1	3	4	21
THOMAS, STEVE	30	13	14	27	40	MACKEY, DAVE	23	1	3	4	71
MURRAY, BOB	62	6	20	26	44	WATSON, BILL	9	2	0	2	2
PRESLEY, WAYNE	42	12	10	22	52	LAVARRE, MARK	18	1	1	2	25
LUDZIK, STEVE	73	6	15	21	40	MASON, BOB	41	0	2	2	0
SANPASS, EVERETT	57	8	12	20	126	GARDNER, BILL	2	1	0	1	2
NYLUND, GARY	76	4	15	19	212	PAYNTER, KENT	2	0	0	0	2
VINCELETTE, DAN	69	6	11	17	107						
SUTTER, DUANE	37	7	9	16	70						
CASSIDY, BRUCE	21	3	10	13	6						
McGILL, BOB	67	4	7	11	133						
STAPLETON, MIKE	53	2	9	11	59						
#FRASER, CURT	27	4	6	10	57						

\* ACQUIRED IN SEASON # TRADED IN SEASON

GOALIES	GP	W	L	T	MIN	GA	SO	AVG
PANG, DARREN	45	17	23	1	2,548	163	0	3.84
MASON, BOB	41	13	18	8	2,312	160	0	4.15

# HISTORY OF THE BLACKHAWKS

## 1988-89 CHICAGO BLACKHAWKS

27-41-12, 66 POINTS, 4TH NORRIS DIVISION

GM	DATE	OPPONENT	RESULT	SCORE	RECORD	GM	DATE	OPPONENT	RESULT	SCORE	RECORD
1	10/06	NY RANGERS	T	2-2 OT	0-0-1	41	01/08	NY ISLANDERS	W	3-2	11-25-5
2	10/08	@ Toronto	L	4-7	0-1-1	42	01/11	DETROIT	T	2-2 OT	11-25-6
3	10/09	TORONTO	L	4-8	0-2-1	43	01/12	@ Buffalo	L	5-6	11-26-6
4	10/12	WINNIPEG	W	10-1	1-2-1	44	01/14	@ NY Islanders	W	5-3	12-26-6
5	10/15	@ Hartford	L	5-7	1-3-1	45	01/16	EDMONTON	T	2-2 OT	12-26-7
6	10/16	BOSTON	L	3-10	1-4-1	46	01/18	NY RANGERS	L	4-6	12-27-7
7	10/18	@ Detroit	L	3-4 OT	1-5-1	47	01/20	@ Detroit	W	3-2	13-27-7
8	10/20	@ St. Louis	L	0-2	1-6-1	48	01/21	@ St. Louis	L	2-4	13-28-7
9	10/22	@ Pittsburgh	L	4-7	1-7-1	49	01/24	@ Vancouver	W	4-2	14-28-7
10	10/25	@ Quebec	W	7-4	2-7-1	50	01/25	@ Edmonton	W	6-3	15-28-7
11	10/28	@ Vancouver	L	2-5	2-8-1	51	01/28	@ Calgary	L	4-5 OT	15-29-7
12	10/30	@ Edmonton	W	5-2	3-8-1	52	01/30	TORONTO	W	7-1	16-29-7
13	10/31	@ Calgary	L	3-6	3-9-1	53	02/01	WINNIPEG	W	7-4	17-29-7
14	11/03	MINNESOTA	W	4-1	4-9-1	54	02/04	@ Toronto	W	3-1	18-29-7
15	11/05	@ Minnesota	T	5-5 OT	4-9-2	55	02/05	ST. LOUIS	L	4-5	18-30-7
16	11/06	LOS ANGELES	L	3-5	4-10-2	56	02/10	NY ISLANDERS	W	3-1	19-30-7
17	11/09	MONTREAL	T	6-6 OT	4-10-3	57	02/12	LOS ANGELES	L	2-6	19-31-7
18	11/11	@ Winnipeg	W	6-5 OT	5-10-3	58	02/14	@ Minnesota	W	4-2	20-31-7
19	11/13	QUEBEC	T	5-5 OT	5-10-4	59	02/15	WASHINGTON	W	7-4	21-31-7
20	11/16	BUFFALO	W	3-2	6-10-4	60	02/17	@ Detroit	W	5-3	22-31-7
21	11/19	@ Montreal	L	3-5	6-11-4	61	02/19	MONTREAL	T	4-4 OT	22-31-8
22	11/20	VANCOUVER	L	4-7	6-12-4	62	02/22	MINNESOTA	T	5-5 OT	22-31-9
23	11/23	@ Toronto	L	3-4	6-13-4	63	02/25	@ Detroit	L	0-5	22-32-9
24	11/25	@ Buffalo	L	4-5 OT	6-14-4	64	02/26	DETROIT	T	4-4 OT	22-32-10
25	11/26	@ Boston	L	2-8	6-15-4	65	03/01	MINNESOTA	W	5-1	23-32-10
26	11/29	@ Minnesota	L	2-5	6-16-4	66	03/04	@ Toronto	T	3-3 OT	23-32-11
27	12/03	@ Los Angeles	L	4-6	6-17-4	67	03/05	ST. LOUIS	T	3-3 OT	23-32-12
28	12/06	@ Pittsburgh	L	6-7	6-18-4	68	03/08	NEW JERSEY	L	5-7	23-33-12
29	12/10	@ Philadelphia	L	4-6	6-19-4	69	03/11	@ Philadelphia	L	2-7	23-34-12
30	12/11	ST. LOUIS	W	5-2	7-19-4	70	03/12	PITTSBURGH	L	5-6	23-35-12
31	12/14	HARTFORD	W	4-3	8-19-4	71	03/14	@ St. Louis	L	2-3	23-36-12
32	12/17	@ St. Louis	L	0-4	8-20-4	72	03/16	@ Minnesota	L	1-6	23-37-12
33	12/18	NEW JERSEY	L	3-5	8-21-4	73	03/18	@ New Jersey	W	3-1	24-37-12
34	12/21	WASHINGTON	L	3-4	8-22-4	74	03/19	DETROIT	W	5-3	25-37-12
35	12/23	DETROIT	W	7-2	9-22-4	75	03/22	PHILADELPHIA	L	2-3	25-38-12
36	12/26	ST. LOUIS	L	1-4	9-23-4	76	03/25	@ Boston	L	3-6	25-39-12
37	12/28	MINNESOTA	W	4-3	10-23-4	77	03/26	CALGARY	L	5-7	25-40-12
38	12/31	@ NY Rangers	L	1-4	10-24-4	78	03/29	QUEBEC	W	3-1	26-40-12
39	01/01	TORONTO	T	3-3 OT	10-24-5	79	04/01	@ Hartford	L	1-6	26-41-12
40	01/07	@ Washington	L	3-6	10-25-5	80	04/02	TORONTO	W	4-3 OT	27-41-12

PLAYER	GP	G	A	PTS	PIM	PLAYER	GP	G	A	PTS	PIM				
LARMER, STEVE	80	43	44	87	54	GARDNER, BILL	6	1	1	2	0				
SAVARD, DENIS	58	23	59	82	110	DOYON, MARIO	7	1	1	2	6				
GRAHAM, DIRK	80	33	45	78	89	CASSIDY, BRUCE	9	0	2	2	4				
WILSON, DOUG	66	15	47	62	69	TORKKI, JARI	4	1	0	1	0				
MANSON, DAVE	79	18	36	54	352	LUDZIK, STEVE	6	1	0	1	8				
MURRAY, TROY	79	21	30	51	115	WATSON, BILL	3	0	1	1	4				
THOMAS, STEVE	45	21	19	40	69	STAPLETON, MIKE	7	0	1	1	7				
PRESLEY, WAYNE	71	21	19	40	100	BELOUR, ED	23	0	1	1	6				
*CREIGHTON, ADAM	43	15	14	29	92	*GILBERT, GREG	4	0	0	0	0				
#VAIVE, RICK	30	12	13	25	60	*CHEVRIER, ALAIN	27	0	0	0	0				
YAWNEY, TRENT	69	5	19	24	116	CLIFFORD, CHRIS	1	0	0	0	0				
HUDSON, MIKE	41	7	16	23	20	PAYNTER, KENT	1	0	0	0	2				
*BASSEN, BOB	49	4	12	16	62	RUCINSKI, MIKE	1	0	0	0	0				
ROENICK, JEREMY	20	9	9	18	4	RYCHEL, WARREN	2	0	0	0	17				
*KONROYD, STEVE	57	5	7	12	40	PLAYFAIR, JIM	7	0	0	0	28				
BROWN, KEITH	74	2	16	18	84	*VAN DORP, WAYNE	8	0	0	0	28				
SUTTER, DUANE	75	7	9	16	214	WAITE, JIMMY	11	0	0	0	0				
EAGLES, MIKE	47	5	11	16	44	#BERGEVIN, MARC	11	0	0	0	18				
NOONAN, BRIAN	45	4	12	16	28	*COCHRANE, GLEN	6	0	0	0	13				
VINCELETTE, DAN	66	11	4	15	119	* ACQUIRED IN SEASON # TRADED IN SEASON									
SANIPASS, EVERETT	50	6	9	15	167	GOALIES		GP	W	L	T	MIN	GA	SO	AVG
MURRAY, BOB	15	2	4	6	25	CHEVRIER, ALAIN	27	13	11	2	1,573	92	0	3.51	
#NYLUND, GARY	23	3	2	5	63	PANG, DARREN	35	10	11	6	1,644	120	0	4.38	
MCILL, BOB	68	0	4	4	155	BELOUR, ED	23	4	12	3	1,148	74	0	3.87	
MACKAY, DAVE	23	1	2	3	78	WAITE, JIMMY	11	0	7	1	494	43	0	5.22	
PANG, DARREN	35	0	3	3	4	CLIFFORD, CHRIS	1	0	0	0	4	0	0	0	

LEADERSHIP
PLAYERS
2019-20
OPPONENTS
TRADITION
RECORDS
PLAYOFFS
HISTORY
MINORS
MEDIA

# HISTORY OF THE BLACKHAWKS

## 1989-90 CHICAGO BLACKHAWKS

41-33-6, 88 POINTS, 1ST NORRIS DIVISION

	GM	DATE	OPPONENT	RESULT	SCORE	RECORD	GM	DATE	OPPONENT	RESULT	SCORE	RECORD
LEADERSHIP	1	10/05	ST. LOUIS	L	3-8	0-1-0	41	01/03	EDMONTON	W	3-2	23-15-3
	2	10/07	@ Washington	W	3-2	1-1-0	42	01/06	PHILADELPHIA	W	8-5	24-15-3
	3	10/08	NY RANGERS	L	3-5	1-2-0	43	01/10	@ NY Rangers	T	2-2 OT	24-15-4
	4	10/12	TORONTO	W	9-6	2-2-0	44	01/11	@ Philadelphia	W	5-4	25-15-4
PLAYERS	5	10/14	@ St. Louis	L	1-2	2-3-0	45	01/14	CALGARY	L	5-6	25-16-4
	6	10/15	DETROIT	W	3-0	3-3-0	46	01/15	@ Toronto	L	6-7	25-17-4
	7	10/17	@ NY Rangers	T	3-3 OT	3-3-1	47	01/17	MINNESOTA	W	3-1	26-17-4
	8	10/19	QUEBEC	L	3-5	3-4-1	48	01/19	VANCOUVER	W	5-2	27-17-4
2019-20	9	10/20	@ Winnipeg	W	4-2	4-4-1	49	01/24	BUFFALO	L	2-3	27-18-4
	10	10/22	LOS ANGELES	W	7-4	5-4-1	50	01/26	@ Buffalo	W	4-2	28-18-4
	11	10/24	@ Detroit	W	5-3	6-4-1	51	01/27	@ Hartford	L	4-6	28-19-4
	12	10/26	MONTREAL	W	5-3	7-4-1	52	02/01	@ Los Angeles	W	7-4	29-19-4
OPPONENTS	13	10/28	@ New Jersey	L	2-3	7-5-1	53	02/04	@ Winnipeg	L	3-7	29-20-4
	14	10/29	WASHINGTON	W	1-0	8-5-1	54	02/08	@ Detroit	W	8-6	30-20-4
	15	10/31	@ Quebec	W	5-3	9-5-1	55	02/10	@ Minnesota	L	4-6	30-21-4
	16	11/02	MINNESOTA	W	4-3 OT	10-5-1	56	02/15	BUFFALO	W	4-1	31-21-4
TRAITION	17	11/04	@ Minnesota	L	0-3	10-6-1	57	02/15	CALGARY	L	1-4	31-22-4
	18	11/05	WINNIPEG	W	4-3 OT	11-6-1	58	02/17	@ NY Islanders	W	3-1	32-22-4
	19	11/09	PITTSBURGH	W	4-3	12-6-1	59	02/18	PITTSBURGH	W	6-4	33-22-5
	20	11/11	@ NY Islanders	W	5-3	13-6-1	60	02/20	@ St. Louis	W	8-3	34-22-5
RECORDS	21	11/12	HARTFORD	W	4-2	14-6-1	61	02/22	BOSTON	L	3-6	34-23-5
	22	11/16	@ Vancouver	L	3-4	14-7-1	62	02/24	@ New Jersey	L	2-3	34-24-4
	23	11/18	@ Calgary	T	4-4 OT	14-7-2	63	02/25	PHILADELPHIA	W	4-1	35-24-4
	24	11/19	@ Edmonton	L	4-5 OT	14-8-2	64	02/27	@ Washington	L	0-4	35-25-4
PLAYOFFS	25	11/22	@ Los Angeles	L	3-6	14-9-2	65	03/01	ST. LOUIS	L	4-6	35-26-4
	26	11/26	@ Minnesota	L	3-5	14-10-2	66	03/03	@ Boston	L	3-4	35-27-4
	27	11/30	NY ISLANDERS	L	0-2	14-11-2	67	03/04	BOSTON	L	1-4	35-28-4
	28	12/03	DETROIT	L	3-4	14-12-2	68	03/07	@ Minnesota	L	4-5	35-29-4
HISTORY	29	12/06	TORONTO	W	6-4	15-12-2	69	03/10	@ St. Louis	T	2-2 OT	35-29-5
	30	12/09	@ Pittsburgh	W	6-4	16-12-2	70	03/11	ST. LOUIS	L	4-6	35-30-5
	31	12/10	VANCOUVER	W	7-1	17-12-2	71	03/13	DETROIT	T	3-3 OT	35-30-6
	32	12/13	@ Montreal	W	3-1	18-12-2	72	03/15	@ Quebec	W	6-3	36-30-6
MINORS	33	12/15	@ Detroit	L	4-8	18-13-2	73	03/17	@ Montreal	L	2-3 OT	36-31-6
	34	12/17	EDMONTON	W	6-5	19-13-2	74	03/19	@ Toronto	W	3-2	37-31-6
	35	12/20	ST. LOUIS	W	9-6	20-13-2	75	03/22	NEW JERSEY	W	6-3	38-31-6
	36	12/22	TORONTO	L	3-5	20-14-2	76	03/24	@ Detroit	L	3-5	38-32-6
MEDIA	37	12/23	@ Toronto	W	7-5	21-14-2	77	03/25	DETROIT	W	3-2	39-32-6
	38	12/26	@ St. Louis	L	3-8	21-15-2	78	03/29	TORONTO	W	4-2	40-32-6
	39	12/28	MINNESOTA	T	1-1 OT	21-15-3	79	03/31	@ Toronto	L	4-6	40-33-6
	40	12/30	HARTFORD	W	7-3	22-15-3	80	04/01	MINNESOTA	W	4-1	41-33-6

PLAYER	GP	G	A	PTS	PIM	PLAYER	GP	G	A	PTS	PIM
LARMER, STEVE	80	31	59	90	40	NOONAN, BRIAN	8	0	2	2	6
SAVARD, DENIS	60	27	53	80	56	RUSSELL, CAM	19	0	1	1	27
WILSON, DOUG	70	23	50	73	40	*MILLEN, GREG	10	0	1	1	0
THOMAS, STEVE	76	40	30	70	91	CLOUTIER, JACQUES	43	0	0	0	8
CREIGHTON, ADAM	80	34	36	70	224	WAITE, JIMMY	4	0	0	0	0
ROENICK, JEREMY	78	26	40	66	54	#VINCELETTE, DAN	2	0	0	0	4
MURRAY, TROY	68	17	38	55	86	PELLUSO, MIKE	2	0	0	0	15
GRAHAM, DIRK	73	22	32	54	102						
GILBERT, GREG	70	12	25	37	54						
MANSON, DAVE	59	5	23	28	301						
BROWN, KEITH	67	5	20	25	87						
MURRAY, BOB	49	5	19	24	45						
SECORD, AL	43	14	7	21	131						
*LEMIEUX, JOCELYN	39	10	11	21	47						
HUDSON, MIKE	49	9	12	21	56						
YAWNEY, TRENT	70	5	15	20	82						
SUTTER, DUANE	72	4	14	18	156						
KONROYD, STEVE	75	3	14	17	34						
PRESLEY, WAYNE	49	6	7	13	69						
MCILL, BOB	69	2	10	12	204						
VAN DORP, WAYNE	61	7	4	11	303						
*GOULET, MICHEL	8	4	1	5	9						
#SANPASS, EVERETT	12	2	2	4	17						
EAGLES, MIKE	23	1	2	3	34						
CASSIDY, BRUCE	2	1	1	2	0						
BASSEN, BOB	6	1	1	2	8						

GOALIES	GP	W	L	T	MIN	GA	SO	AVG
CLOUTIER, JACQUES	43	18	15	2	2,178	112	2	3.09
MILLEN, GREG	10	5	4	1	575	32	0	3.34
CHEVRIER, ALAIN	39	16	14	3	1,894	132	0	4.18
WAITE, JIMMY	4	2	0	0	183	14	0	4.59

# HISTORY OF THE BLACKHAWKS

## 1990-91 CHICAGO BLACKHAWKS

49-23-8, 106 POINTS, 1ST NORRIS DIVISION

GM	DATE	OPPONENT	RESULT	SCORE	RECORD	GM	DATE	OPPONENT	RESULT	SCORE	RECORD
1	10/04	NY RANGERS	W	4-3	1-0-0	41	12/28	@ Buffalo	L	0-5	25-13-3
2	10/06	@ St. Louis	W	5-2	2-0-0	42	12/29	@ NY Islanders	W	3-1	26-13-3
3	10/07	NY ISLANDERS	L	2-4	2-1-0	43	12/31	@ Detroit	W	4-0	27-13-3
4	10/11	PITTSBURGH	W	4-1	3-1-0	44	01/03	NEW JERSEY	W	5-3	28-13-3
5	10/13	@ Minnesota	W	4-1	4-1-0	45	01/06	LOS ANGELES	L	1-3	28-14-3
6	10/14	CALGARY	L	1-3	4-2-0	46	01/10	TORONTO	W	7-2	29-14-3
7	10/16	@ Detroit	L	2-3	4-3-0	47	01/11	@ Winnipeg	W	3-1	30-14-3
8	10/18	TORONTO	W	3-0	5-3-0	48	01/13	MINNESOTA	W	5-3	31-14-3
9	10/20	@ Toronto	L	2-6	5-4-0	49	01/16	@ New Jersey	T	2-2 OT	31-14-4
10	10/21	MINNESOTA	W	7-1	6-4-0	50	01/17	@ NY Rangers	W	3-2	32-14-4
11	10/25	WASHINGTON	W	3-2 OT	7-4-0	51	02/14	BUFFALO	L	4-5	32-15-4
12	10/27	@ Boston	L	4-5	7-5-0	52	01/26	TORONTO	W	5-1	33-15-4
13	10/28	MONTREAL	W	2-1 OT	8-5-0	53	01/28	@ Vancouver	W	1-0	34-15-4
14	11/01	QUEBEC	W	6-2	9-5-0	54	02/01	@ Edmonton	L	3-4 OT	34-16-4
15	11/03	@ Philadelphia	W	3-1	10-5-0	55	02/02	@ Calgary	L	1-3	34-17-4
16	11/04	LOS ANGELES	L	0-2	10-6-0	56	02/06	@ Montreal	W	8-3	35-17-4
17	11/06	@ Hartford	T	1-1 OT	10-6-1	57	02/09	@ Boston	L	3-5	35-18-4
18	11/08	EDMONTON	W	5-3	11-6-1	58	02/10	@ Hartford	L	1-3	35-19-4
19	11/10	@ Toronto	W	5-1	12-6-1	59	02/14	QUEBEC	W	2-1 OT	36-19-4
20	11/11	WINNIPEG	T	3-3 OT	12-6-2	60	02/17	DETROIT	T	3-3 OT	36-19-5
21	11/14	@ Detroit	W	3-2	13-6-2	61	02/18	@ Philadelphia	L	3-5	36-20-5
22	11/16	@ Washington	W	4-3	14-6-2	62	02/21	BOSTON	W	4-1	37-20-5
23	11/17	@ Quebec	W	7-2	15-6-2	63	02/23	@ Minnesota	T	3-3 OT	37-20-6
24	11/20	@ Edmonton	W	3-1	16-6-2	64	02/24	ST. LOUIS	W	6-2	38-20-6
25	11/21	@ Vancouver	L	1-4	16-7-2	65	02/26	@ St. Louis	L	1-3	38-21-6
26	11/24	@ Calgary	W	5-3	17-7-2	66	02/28	HARTFORD	W	6-3	39-21-6
27	11/29	DETROIT	L	1-5	17-8-2	67	03/03	VANCOUVER	W	8-0	40-21-6
28	12/01	@ Detroit	L	3-4	17-9-2	68	03/06	MONTREAL	L	3-5	40-22-6
29	12/02	ST. LOUIS	W	3-2	18-9-2	69	03/08	@ Buffalo	W	5-3	41-22-6
30	12/06	NY ISLANDERS	W	5-2	19-9-2	70	03/10	NY RANGERS	W	5-2	42-22-6
31	12/08	@ Toronto	W	2-1	20-9-2	71	03/14	@ Los Angeles	W	6-3	43-22-6
32	12/09	PHILADELPHIA	L	4-5	20-10-2	72	03/16	@ St. Louis	W	3-2	44-22-6
33	12/11	@ Pittsburgh	W	4-1	21-10-2	73	03/17	ST. LOUIS	W	6-4	45-22-6
34	12/13	WINNIPEG	W	5-4	22-10-2	74	03/21	NEW JERSEY	T	2-2 OT	45-22-7
35	12/15	@ Minnesota	L	1-5	22-11-2	75	03/23	@ Pittsburgh	W	7-5	46-22-7
36	12/16	MINNESOTA	W	5-2	23-11-2	76	03/24	MINNESOTA	W	5-4	47-22-7
37	12/19	WASHINGTON	W	3-2	24-11-2	77	03/26	@ Toronto	T	2-2 OT	47-22-8
38	12/22	@ St. Louis	L	0-5	24-12-2	78	03/28	TORONTO	W	5-3	48-22-8
39	12/23	DETROIT	W	3-2	25-12-2	79	03/30	@ Minnesota	L	1-2	48-23-8
40	12/26	ST. LOUIS	T	6-6 OT	25-12-3	80	03/31	DETROIT	W	5-1	49-23-8

PLAYER	GP	G	A	PTS	PIM	PLAYER	GP	G	A	PTS	PIM
LARMER, STEVE	80	44	57	101	79	*MCKEENEY, TONY	9	0	1	1	4
ROENICK, JEREMY	79	41	53	94	80	RUSSELL, CAM	3	0	0	0	5
GOULET, MICHEL	74	27	38	65	65	MILLEN, GREG	3	0	0	0	0
CHELUS, CHRIS	77	12	52	64	192	WAITE, JIMMY	1	0	0	0	0
THOMAS, STEVE	69	19	35	54	129	HASEK, DOMINIK	5	0	0	0	0
CREIGHTON, ADAM	72	22	29	51	135	#CLOUTIER, JACQUES	10	0	0	0	2
GRAHAM, DIRK	80	24	21	45	88						
WILSON, DOUG	51	11	29	40	32						
MURRAY, TROY	75	14	23	37	74						
PRESLEY, WAYNE	71	15	19	34	122						
MANSON, DAVE	75	14	15	29	191						
GILBERT, GREG	72	10	15	25	58						
HUDSON, MIKE	55	7	9	16	62						
YAWNEY, TRENT	61	3	13	16	77						
KUCERA, FRANTISEK	40	2	12	14	32						
LEMIEUX, JOCELYN	67	6	7	13	119						
KONROYD, STEVE	70	0	12	12	40						
BROWN, KEITH	45	1	10	11	55						
MCGILL, BOB	77	4	5	9	151						
PELLUSO, MIKE	53	6	1	7	320						
#MCNEILL, MIKE	23	2	2	4	6						
*GILLIS, PAUL	13	0	5	5	53						
NOONAN, BRIAN	7	0	4	4	2						
BELOUF, ED	74	0	3	3	34						
GRIMSON, STU	35	0	1	1	183						
STAPLETON, MIKE	7	0	1	1	2						

\* ACQUIRED IN SEASON # TRADED IN SEASON

GOALIES	GP	W	L	T	MINS	GA	SO	AVG
BELFOUR, ED	74	43	19	7	4327	170	4	2.47
CLOUTIER, JACQUES	10	2	3	0	405	24	0	3.57
WAITE, JIMMY	1	1	0	0	60	2	0	2
HASEK, DOMINIK	5	3	0	1	195	8	0	2.46
MILLEN, GREG	3	0	1	0	58	4	0	4.14

LEADERSHIP
PLAYERS
2019-20
OPPONENTS
TRADITION
RECORDS
PLAYOFFS
HISTORY
MINORS
MEDIA



# HISTORY OF THE BLACKHAWKS

## 1991-92 CHICAGO BLACKHAWKS

36-29-15, 87 POINTS, 2ND NORRIS DIVISION

	GM	DATE	OPPONENT	RESULT	SCORE	RECORD	GM	DATE	OPPONENT	RESULT	SCORE	RECORD
LEADERSHIP	1	10/05	DETROIT	T	3-3 OT	0-0-1	41	01/02	NY RANGERS	L	3-4	15-17-9
	2	10/05	@ Minnesota	L	2-4	0-1-1	42	01/04	@ Toronto	W	4-2	16-17-9
	3	10/06	NEW JERSEY	L	2-4	0-2-1	43	01/05	MINNESOTA	W	5-2	17-17-9
	4	10/10	VANCOUVER	W	7-6	1-2-1	44	01/09	TORONTO	W	2-0	18-17-9
PLAYERS	5	10/12	@ Washington	W	7-2	2-2-1	45	01/10	@ Winnipeg	L	2-6	18-18-9
	6	10/13	SAN JOSE	W	7-3	3-2-1	46	01/12	WASHINGTON	W	4-2	19-18-9
	7	10/17	EDMONTON	W	4-2	4-2-1	47	01/14	@ Philadelphia	T	1-1 OT	19-18-10
	8	10/19	@ St. Louis	T	4-4 OT	4-2-2	48	01/16	TORONTO	W	4-0	20-18-10
2019-20	9	10/20	ST. LOUIS	L	1-4	4-3-2	49	01/23	QUEBEC	W	4-2	21-18-10
	10	10/22	@ Pittsburgh	T	4-4 OT	4-3-3	50	01/25	@ Minnesota	W	2-0	22-18-10
	11	10/24	CALGARY	L	2-5	4-4-3	51	01/27	@ Calgary	W	4-3 OT	23-18-10
	12	10/26	@ Hartford	W	4-2	5-4-3	52	01/29	@ Edmonton	W	4-3	24-18-10
OPPONENTS	13	10/27	BOSTON	L	3-6	5-5-3	53	01/30	@ Vancouver	L	1-4	24-19-10
	14	10/31	NY ISLANDERS	W	4-3	6-5-3	54	02/01	@ Los Angeles	L	0-2	24-20-10
	15	11/02	@ Minnesota	L	3-4	6-6-3	55	02/05	@ San Jose	L	2-5	24-21-10
	16	11/03	MINNESOTA	T	4-4 OT	6-6-4	56	02/08	@ St. Louis	W	3-1	25-21-10
TRADITION	17	11/07	QUEBEC	W	4-2	7-6-4	57	02/13	LOS ANGELES	T	2-2 OT	25-21-11
	18	11/09	@ Montreal	L	2-4	7-7-4	58	02/16	CALGARY	T	5-5 OT	25-21-12
	19	11/10	HARTFORD	W	3-0	8-7-4	59	02/20	NEW JERSEY	T	4-4 OT	25-21-13
	20	11/14	TORONTO	W	3-0	9-7-4	60	02/22	@ Detroit	L	1-2	25-22-13
RECORDS	21	11/16	@ Toronto	T	2-2 OT	9-7-5	61	02/23	ST. LOUIS	W	4-2	26-22-13
	22	11/17	ST. LOUIS	W	5-1	10-7-5	62	02/25	@ NY Rangers	L	1-4	26-23-13
	23	11/19	@ Detroit	L	1-4	10-8-5	63	02/27	DETROIT	W	4-2	27-23-13
	24	11/22	@ Buffalo	L	0-2	10-9-5	64	02/29	@ Toronto	L	5-6 OT	27-24-13
PLAYOFFS	25	11/27	@ Edmonton	L	2-6	10-10-5	65	03/01	@ Buffalo	W	3-1	28-24-13
	26	11/29	@ Vancouver	L	2-5	10-11-5	66	03/05	NY ISLANDERS	T	4-4 OT	28-24-14
	27	12/01	@ Winnipeg	L	2-3 OT	10-12-5	67	03/07	@ Boston	W	2-1	29-24-14
	28	12/05	LOS ANGELES	W	6-2	11-12-5	68	03/08	BOSTON	W	4-0	30-24-14
MINORS	29	12/07	@ NY Islanders	W	5-2	12-12-5	69	03/10	SAN JOSE	W	5-1	31-24-14
	30	12/08	MINNESOTA	W	7-2	13-12-5	70	03/11	@ NY Rangers	L	1-7	31-25-14
	31	12/10	@ Detroit	L	3-5	13-13-5	71	03/15	PITTSBURGH	L	3-4	31-26-14
	32	12/14	@ Philadelphia	T	1-1 OT	13-13-6	72	03/19	MINNESOTA	W	4-1	32-26-14
MEDIA	33	12/15	PHILADELPHIA	T	4-4 OT	13-13-7	73	03/21	@ Toronto	W	3-1	33-26-14
	34	12/19	MONTREAL	W	6-4	14-13-7	74	03/22	BUFFALO	L	2-6	33-27-14
	35	12/21	@ New Jersey	T	1-1 OT	14-13-8	75	03/26	@ Quebec	W	5-4 OT	34-27-14
	36	12/22	ST. LOUIS	W	5-2	15-13-8	76	03/28	@ Hartford	W	3-1	35-27-14
HISTORY	37	12/26	@ St. Louis	L	1-3	15-14-8	77	03/29	TORONTO	W	5-1	36-27-14
	38	12/27	WINNIPEG	T	3-3 OT	15-14-9	78	03/31	@ Detroit	T	3-3 OT	36-27-15
	39	12/29	DETROIT	L	4-6	15-15-9	79	04/12	DETROIT	L	1-2	36-28-15
	40	12/31	@ Minnesota	L	2-6	15-16-9	80	04/14	@ St. Louis	L	3-5	36-29-15

PLAYER	GP	G	A	PTS	PIM	PLAYER	GP	G	A	PTS	PIM
ROENICK, JEREMY	80	53	50	103	98	DYKHUIS, KARL	6	1	3	4	4
LARMER, STEVE	80	29	45	74	65	*BUSKAS, ROD	42	0	4	4	80
GOULET, MICHEL	75	22	41	63	69	*HRKAC, TONY	18	1	2	3	6
CHELUS, CHRIS	80	9	47	56	245	MCAMMOND, DEAN	5	0	2	2	0
*SUTTER, BRENT	61	18	32	50	30	BELFOUR, ED	52	0	2	2	40
GRAHAM, DIRK	80	17	30	47	89	#MCGILL, RYAN	9	0	2	2	20
NOONAN, BRIAN	66	19	12	31	81	WAITE, JIMMY	17	0	1	1	0
SMITH, STEVE	75	9	21	30	304	*LAUER, BRAD	6	0	0	0	4
HUDSON, MIKE	76	14	15	29	92	BYRAM, SHAWN	1	0	0	0	0
BROWN, KEITH	57	6	10	16	69	*JACKSON, JEFF	1	0	0	0	2
LEMIEUX, JOCELYN	78	6	10	16	80	#LANZ, RICK	1	0	0	0	2
*BROWN, ROB	25	5	11	16	32	WILLIAMS, SEAN	2	0	0	0	4
#KONROYD, STEVE	49	2	14	16	65	CONN, ROB	2	0	0	0	2
MARCHMENT, BRYAN	58	5	10	15	168	BENNETT, ADAM	5	0	0	0	12
*MATTEAU, STEPHANE	20	5	8	13	45	RUSSELL, CAM	19	0	0	0	34
KUCERA, FRANTISEK	61	3	10	13	36	HASEK, DOMINIK	20	0	0	0	8
GILBERT, GREG	50	7	5	12	35	LEBLANC, RAY	1	0	0	0	0
#CREIGHTON, ADAM	11	6	6	12	16	#GILLIS, PAUL	2	0	0	0	6
PELUSO, MIKE	63	6	3	9	408						
KRAVCHUK, IGOR	18	1	8	9	4						
STAPLETON, MIKE	19	4	4	8	8						
VINCELETTE, DAN	29	3	5	8	56						
*THOMAS, STEVE	11	2	6	8	26						
#TONEILLI, JOHN	33	1	7	8	37						
*HORACEK, TONY	12	1	4	5	21						
GRIMSON, STU	54	2	2	4	234						

GOALIES	GP	W	L	T	MIN	GA	SO	AVG
BELFOUR, ED	52	21	18	10	2,928	132	5	2.7
HASEK, DOMINIK	20	10	4	1	1,014	44	1	2.6
WAITE, JIMMY	17	4	7	4	877	54	0	3.69
LEBLANC, RAY	1	1	0	0	60	1	0	1

\* ACQUIRED IN SEASON # TRADED IN SEASON

# HISTORY OF THE BLACKHAWKS

## 1992-93 CHICAGO BLACKHAWKS

47-25-12, 106 POINTS, 1ST NORRIS DIVISION

GM	DATE	OPPONENT	RESULT	SCORE	RECORD	GM	DATE	OPPONENT	RESULT	SCORE	RECORD
1	10/07	@ Tampa Bay	L	3-7	0-1-0	49	01/07	TORONTO	W	5-3	27-16-6
2	10/10	@ St. Louis	W	3-0	1-1-0	50	01/09	@ Winnipeg	L	2-5	27-17-6
3	10/11	TAMPA BAY	T	4-4 OT	1-1-1	51	01/21	WASHINGTON	W	6-2	28-17-6
4	10/15	EDMONTON	L	3-4 OT	1-2-1	52	01/25	@ Hartford	W	6-2	29-17-6
5	10/17	@ Toronto	L	3-4	1-3-1	53	01/24	VANCOUVER	W	6-2	30-17-6
6	10/18	VANCOUVER	W	3-1	2-3-1	54	01/27	@ Vancouver	T	4-4 OT	30-17-7
7	10/21	@ Buffalo	L	1-4	2-4-1	55	01/29	@ San Jose	W	4-2	31-17-7
8	10/22	NEW JERSEY	L	5-6 OT	2-5-1	56	01/30	@ Los Angeles	T	2-2 OT	31-17-8
9	10/25	DETROIT	W	8-2	3-5-1	57	02/03	@ Detroit	L	0-5	31-18-8
10	10/29	PHILADELPHIA	T	5-5 OT	3-5-2	58	02/11	BOSTON	W	6-3	32-18-8
11	10/31	@ Boston	W	3-2	4-5-2	59	02/15	@ Pittsburgh	L	1-4	32-19-8
12	11/01	SAN JOSE	T	4-4 OT	4-5-3	60	02/14	DETROIT	L	3-5	32-20-8
13	11/03	@ Washington (A)	L	1-4	4-6-3	61	02/18	LOS ANGELES	W	7-2	33-20-8
14	11/05	TORONTO	W	1-0	5-6-3	62	02/21	CALGARY	W	4-3	34-20-8
15	11/07	@ Quebec	W	7-4	6-6-3	63	02/25	@ Tampa Bay	W	5-1	35-20-8
16	11/08	PITTSBURGH	W	7-2	7-6-3	64	02/27	@ Detroit	W	2-1	36-20-8
17	11/12	ST. LOUIS	W	1-0	8-6-3	65	02/28	ST. LOUIS	L	1-7	36-21-8
18	11/14	@ Minnesota	L	0-3	8-7-3	66	03/04	QUEBEC	T	3-3 OT	36-21-9
19	11/15	MINNESOTA	W	2-1	9-7-3	67	03/05	@ New Jersey	T	1-1 OT	36-21-10
20	11/17	@ Detroit	L	4-5	9-8-3	68	03/07	OTTAWA	W	4-2	37-21-10
21	11/19	@ Los Angeles	L	1-4	9-9-3	69	03/11	NY RANGERS	L	1-4	37-22-10
22	11/21	@ San Jose	W	2-1	10-9-3	70	03/14	@ Edmonton	W	5-4 OT	38-22-10
23	11/23	@ Vancouver	L	2-5	10-10-3	71	03/16	@ Calgary	W	1-0	39-22-10
24	11/27	@ Edmonton	W	8-1	11-10-3	72	03/20	@ Montreal	L	2-6	39-23-10
25	11/28	@ Calgary	W	5-2	12-10-3	73	03/21	TAMPA BAY	W	3-2	40-23-10
26	12/01	LOS ANGELES (B)	L	3-6	12-11-3	74	03/25	BUFFALO	L	4-6	40-24-10
27	12/03	TORONTO	W	4-3	13-11-3	75	03/26	@ NY Rangers	W	3-1	41-24-10
28	12/05	@ Toronto	T	2-2 OT	13-11-4	76	03/28	HARTFORD	W	3-0	42-24-10
29	12/06	MONTREAL	W	2-0	14-11-4	77	04/01	DETROIT	L	1-3	42-25-10
30	12/08	@ Detroit	W	3-2	15-11-4	78	04/03	@ St. Louis	T	3-3 OT	42-25-11
31	12/10	NY ISLANDERS	W	5-3	16-11-4	79	04/04	ST. LOUIS	W	5-4	43-25-11
32	12/12	@ Minnesota	W	3-0	17-11-4	80	04/08	@ NY Islanders	W	3-2	44-25-11
33	12/17	WINNIPEG	W	5-1	18-11-4	81	04/10	@ Tampa Bay	W	4-2	45-25-11
34	12/19	@ Philadelphia	L	1-3	18-12-4	82	04/11	TAMPA BAY	T	3-3 OT	45-25-12
35	12/20	MINNESOTA	W	4-0	19-12-4	83	04/13	@ Minnesota	W	3-2	46-25-12
36	12/23	@ Ottawa	W	4-2	20-12-4	84	04/15	TORONTO	W	3-2	47-25-12
37	12/26	ST. LOUIS	L	2-3 OT	20-13-4						
38	12/27	DETROIT	L	0-4	20-14-4						
39	12/29	@ Detroit	W	6-3	21-14-4						
40	12/31	TAMPA BAY	W	5-0	22-14-4						
41	01/02	@ Washington	T	2-2 OT	22-14-5						
42	01/05	WINNIPEG	W	4-1	23-14-5						
43	01/07	EDMONTON	T	3-3 OT	23-14-6						
44	01/09	@ St. Louis	L	1-4	23-15-6						
45	01/10	LOS ANGELES	L	4-5	23-16-6						
46	01/12	@ Minnesota	W	3-1	24-16-6						
47	01/14	MINNESOTA	W	3-1	25-16-6						
48	01/16	@ Toronto	W	5-3	26-16-6						

PLAYER	GP	G	A	PTS	PIM	PLAYER	GP	G	A	PTS	PIM
ROENICK, JEREMY	84	50	57	107	86	RUSSELL, CAM	67	2	4	6	151
CHELIOS, CHRIS	84	15	58	73	282	DYKHUIS, KARL	12	0	5	5	0
LARMER, STEVE	84	35	35	70	48	*MURRAY, TROY	22	1	3	4	25
SMITH, STEVE	78	10	47	57	214	BELOUR, ED	71	0	3	3	28
SUTTER, BRENT	65	20	34	54	67	GRIMSON, STU	78	1	1	2	193
RUJUTTU, CHRISTIAN	84	17	37	54	134	BENNETT, ADAM	16	0	2	2	8
GOULET, MICHEL	63	23	21	44	43	LAUER, BRAD	7	0	1	1	2
GRAHAM, DIRK	84	20	17	34	139	TICHY, MILAN	13	0	1	1	30
MATTEAU, STEPHANE	79	15	18	33	98	*MUNI, CRAIG	9	0	0	0	8
GILBERT, GREG	77	13	19	32	57	WAITE, JIMMY	20	0	0	0	0
LEMIEUX, JOCELYN	81	10	21	31	111	KRIVOKRASOV, SERGEI	4	0	0	0	2
NOONAN, BRIAN	63	16	14	30	82	ANDRIEVSKI, ALEXANDR	1	0	0	0	0
MARCHMENT, BRYAN	78	5	15	20	313	#BANCROFT, STEVE	1	0	0	0	0
KUCERA, FRANTISEK	71	5	14	19	59	TEPPER, STEPHEN	1	0	0	0	0
CHRISTIAN, DAVE	60	4	14	18	12	BUSKAS, ROD	4	0	0	0	26
*MURPHY, JOE	19	7	10	17	18						
#KRAVCHUK, IGOR	38	6	9	15	30						
BROWN, KETH	33	2	6	8	39						
BROWN, ROB	15	1	6	7	33						
#HUDSON, MIKE	36	1	6	7	44						

\* ACQUIRED IN SEASON # TRADED IN SEASON

GOALIES	GP	W	L	T	MIN	GA	SO	AVG
BELOUR, ED	71	41	18	11	4,106	177	7	2.59
WAITE, JIMMY	20	6	7	1	996	49	2	2.9

LEADERSHIP
PLAYERS
2019-20
OPPONENTS
TRADITION
RECORDS
PLAYOFFS
HISTORY
MINORS
MEDIA

# HISTORY OF THE BLACKHAWKS

## 1993-94 CHICAGO BLACKHAWKS

39-36-9, 87 POINTS, 5TH CENTRAL DIVISION

	GM	DATE	OPPONENT	RESULT	SCORE	RECORD	GM	DATE	OPPONENT	RESULT	SCORE	RECORD
LEADERSHIP	1	10/06	FLORIDA	T	4-4 OT	0-0-1	43	01/13	TAMPA BAY	W	1-0	21-18-4
	2	10/09	@ Toronto	L	1-2	0-1-1	44	01/15	@ NY Islanders	T	5-5 OT	21-18-5
	3	10/10	WINNIPEG	W	4-3 OT	1-1-1	45	01/16	NY RANGERS	L	1-5	21-19-5
	4	10/12	@ Dallas	T	3-3 OT	1-1-2	46	01/25	@ Detroit	W	5-0	22-19-5
PLAYERS	5	10/14	HARTFORD	L	2-6	1-2-2	47	01/27	DETROIT	L	3-4 OT	22-20-5
	6	10/16	@ Winnipeg	L	0-1 OT	1-3-2	48	01/29	OTTAWA	T	3-3 OT	22-20-6
	7	10/18	DALLAS	L	3-5	1-4-2	49	01/31	@ Ottawa	W	1-0	23-20-6
	8	10/21	QUEBEC	W	3-2	2-4-2	50	02/02	@ Vancouver	L	4-6	23-21-6
2019-20	9	10/23	DETROIT	W	4-2	3-4-2	51	02/04	@ Edmonton	W	3-1	24-21-6
	10	10/26	ST. LOUIS	W	9-2	4-4-2	52	02/06	@ Anaheim	W	3-2	25-21-6
	11	10/28	TORONTO	L	2-4	4-5-2	53	02/08	@ San Jose (A)	L	3-4	25-22-6
	12	10/30	@ Pittsburgh	L	3-4	4-6-2	54	02/09	@ Los Angeles	L	2-4	25-23-6
OPPONENTS	13	10/31	PHILADELPHIA	L	6-9	4-7-2	55	02/11	@ San Jose	L	3-4	25-24-6
	14	11/04	NY ISLANDERS	W	4-2	5-7-2	56	02/13	@ San Jose	L	0-1	25-25-6
	15	11/07	EDMONTON	W	3-0	6-7-2	57	02/14	@ Calgary	W	4-2	26-25-6
	16	11/11	PITTSBURGH	W	4-1	7-7-2	58	02/17	VANCOUVER	L	2-4	26-26-6
TRADITION	17	11/13	@ Toronto	W	3-2	8-7-2	59	02/18	@ Winnipeg	W	7-2	27-26-6
	18	11/14	DALLAS	W	4-1	9-7-2	60	02/20	NEW JERSEY	T	1-1 OT	27-26-7
	19	11/18	@ Florida	W	3-2	10-7-2	61	02/24	WINNIPEG	W	6-3	28-26-7
	20	11/20	@ Tampa Bay	L	3-4	10-8-2	62	02/25	@ Buffalo	W	3-1	29-26-7
RECORDS	21	11/24	@ Edmonton	W	3-1	11-8-2	63	02/27	BOSTON	L	0-4	29-27-7
	22	11/26	@ Calgary	W	6-3	12-8-2	64	03/03	CALGARY	W	4-2	30-27-7
	23	11/29	@ Vancouver	L	1-2 OT	12-9-2	65	03/06	LOS ANGELES	T	3-3 OT	30-27-8
	24	12/04	@ New Jersey	T	2-2 OT	12-9-3	66	03/08	ANAHEIM (B)	W	3-0	31-27-8
PLAYOFFS	25	12/07	@ St. Louis	L	2-3	12-10-3	67	03/09	@ Los Angeles	W	4-0	32-27-8
	26	12/11	@ Boston	W	5-4	13-10-3	68	03/11	@ Anaheim	W	3-2	33-27-8
	27	12/12	SAN JOSE	W	2-1	14-10-3	69	03/13	VANCOUVER	W	5-2	34-27-8
	28	12/15	@ Dallas	W	3-2	15-10-3	70	03/14	@ Quebec	L	1-5	34-28-8
HISTORY	29	12/18	@ Philadelphia	T	2-2 OT	15-10-4	71	03/16	@ Montreal	L	3-5	34-29-8
	30	12/19	ANAHEIM	W	2-0	16-10-4	72	03/18	@ NY Rangers	W	7-3	35-29-8
	31	12/21	@ Detroit	L	1-5	16-11-4	73	03/20	ST. LOUIS	L	3-4 OT	35-30-8
	32	12/23	SAN JOSE	W	5-3	17-11-4	74	03/22	@ Detroit	L	1-3	35-31-8
MAJORS	33	12/26	@ St. Louis	L	2-3	17-12-4	75	03/24	MONTREAL	T	5-5 OT	35-31-9
	34	12/27	TORONTO	W	5-2	18-12-4	76	03/27	DETROIT	L	1-3	35-32-9
	35	12/29	@ Winnipeg	L	2-3	18-13-4	77	03/30	@ Hartford	L	2-3 OT	35-33-9
	36	12/31	DALLAS	L	2-5	18-14-4	78	03/31	WASHINGTON	L	3-6	35-34-9
MEDIA	37	01/02	WINNIPEG	W	5-1	19-14-4	79	04/03	CALGARY	W	2-1	36-34-9
	38	01/04	@ Dallas	W	2-1 OT	20-14-4	80	04/05	@ St. Louis	L	1-5	36-35-9
	39	01/06	ANAHEIM	L	2-6	20-15-4	81	04/08	ST. LOUIS	W	6-1	37-35-9
	40	01/08	@ Washington	L	1-4	20-16-4	82	04/10	LOS ANGELES	W	2-1	38-35-9
	41	01/09	EDMONTON	L	2-4	20-17-4	83	04/12	@ Toronto	W	4-3	39-35-9
	42	01/11	BUFFALO	L	2-5	20-18-4	84	04/14	TORONTO	L	4-6	39-36-9

PLAYER	GP	G	A	PTS	PIM	PLAYER	GP	G	A	PTS	PIM
ROENICK, JEREMY	84	46	61	107	125	KIMBLE, DARIN	65	4	2	6	133
MURPHY, JOE	81	31	39	70	111	*SUTER, GARY	16	2	3	5	18
CHELOS, CHRIS	76	16	44	60	212	*MARCHMENT, BRYAN	13	1	4	5	42
SUTTER, BRENT	73	9	29	38	45	*AMONTE, TONY	7	1	3	4	6
#NOONAN, BRIAN	64	14	21	35	57	#MINI, CRAIG	9	0	4	4	4
GRAHAM, DIRK	67	15	18	33	45	BELOFUD, ED	70	0	4	4	61
#MATTEAU, STEPHANE	65	15	16	31	55	CHRISTIAN, DAVE	9	0	3	3	0
GOULET, MICHEL	56	16	14	30	26	KRIVOKRASOV, SERGEI	9	1	0	1	4
RUUTU, CHRISTIAN	54	9	20	29	68	DROPPA, IVAN	12	0	1	1	12
SMITH, STEVE	57	5	22	27	174	HACKETT, JEFF	22	0	1	1	2
SUTTER, RICH	83	12	14	26	108	*MURRAY, TROY	12	0	1	1	6
*WEINRICH, ERIC	54	3	23	26	31	SOUCY, CHRISTIAN	1	0	0	0	0
*POULIN, PATRICK	58	12	13	25	40	HORACEK, TONY	7	0	0	0	53
#LEMIEUX, JOCELYN	66	12	8	20	63	*DIRK, ROBERT	6	0	0	0	26
#KUCERA, FRANTISEK	60	4	13	17	34	*SMYTH, GREG	38	0	0	0	108
SHANTZ, JEFF	52	3	13	16	30						
WILKINSON, NEIL	72	3	9	12	116						
#TODD, KEVIN	35	5	6	11	16						
*YSEBAERT, PAUL	11	5	3	8	8						
*CARNIEY, KEITH	30	3	5	8	35						
DUBINSKY, STEVE	27	2	6	8	16						
RUSSEL, CAM	67	1	7	8	200						
*CUNNEYNWORTH, RANDY	16	4	3	7	13						

\* ACQUIRED IN SEASON # TRADED IN SEASON

GOALIES	GP	W	L	T	MIN	GA	SO	AVG
SOUCY, CHRISTIAN	1	0	0	0	3	0	0	0
BELOFUD, ED	70	37	24	6	3,998	178	7	2.67
HACKETT, JEFF	22	2	12	3	1,084	62	0	3.43

# HISTORY OF THE BLACKHAWKS

## 1994-95 CHICAGO BLACKHAWKS

24-19-5, 53 POINTS, 3RD CENTRAL DIVISION

GM	DATE	OPPONENT	RESULT	SCORE	RECORD	GM	DATE	OPPONENT	RESULT	SCORE	RECORD
1	01/20	@ Detroit	L	1-4	0-1-0	42	04/21	WINNIPEG	L	1-2	19-19-5
2	01/23	@ Winnipeg	L	3-5	0-2-0	43	04/23	@ St. Louis	T	2-2 OT	19-19-5
3	01/25	EDMONTON	W	5-1	1-2-0	44	04/25	VANCOUVER	W	4-3 OT	20-19-5
4	01/27	TORONTO	W	4-1	2-2-0	45	04/27	DALLAS	W	5-1	21-19-5
5	01/29	@ Los Angeles	W	6-3	3-2-0	46	04/30	@ Detroit	W	4-0	22-19-5
6	01/30	@ San Jose	L	1-2	3-3-0	47	05/01	WINNIPEG	W	3-2	23-19-5
7	02/01	@ Edmonton	W	7-0	4-3-0	48	05/03	LOS ANGELES	W	5-1	24-19-5
8	02/03	@ Calgary	W	4-3 OT	5-3-0	NOTE: 1994-95 season shortened to 48 games due to 104-day lockout (Oct. 1, 1994-Jan. 11, 1995).					
9	02/05	@ Vancouver	W	9-4	6-3-0						
10	02/07	@ Anaheim	W	3-0	7-3-0						
11	02/09	@ St. Louis	W	5-0	8-3-0						
12	02/13	@ Toronto	L	2-4	8-4-0						
13	02/16	CALGARY	T	2-2 OT	8-4-1						
14	02/19	EDMONTON	W	4-1	9-4-1						
15	02/20	SAN JOSE	W	3-2	10-4-1						
16	02/23	DETROIT	L	2-4	10-5-1						
17	02/26	@ Dallas	W	2-1	11-5-1						
18	02/28	@ Los Angeles	W	8-4	12-5-1						
19	03/01	@ Anaheim	L	1-3	12-6-1						
20	03/03	@ Edmonton	W	5-2	13-6-1						
21	03/05	ANAHEIM	W	3-0	14-6-1						
22	03/07	CALGARY	L	3-6	14-7-1						
23	03/09	LOS ANGELES	L	3-4	14-8-1						
24	03/11	@ Toronto	T	2-2 OT	14-8-2						
25	03/13	@ Dallas	L	2-4	14-9-2						
26	03/16	VANCOUVER	W	9-2	15-9-2						
27	03/19	@ Winnipeg	W	3-2	16-9-2						
28	03/21	@ San Jose	W	7-3	17-9-2						
29	03/23	@ Vancouver	W	3-1	18-9-2						
30	03/26	ANAHEIM	W	5-2	19-9-2						
31	03/29	ST. LOUIS	L	1-3	19-10-2						
32	03/31	TORONTO	T	3-3 OT	19-10-3						
33	04/02	DALLAS	L	1-2	19-11-3						
34	04/04	@ Calgary	L	2-3	19-12-3						
35	04/05	@ Winnipeg	L	1-4	19-13-3						
36	04/09	DETROIT	L	1-4	19-14-3						
37	04/12	SAN JOSE	L	2-3	19-15-3						
38	04/14	DETROIT	L	1-3	19-16-3						
39	04/16	@ Dallas	L	0-2	19-17-3						
40	04/17	TORONTO	L	1-3	19-18-3						
41	04/19	ST. LOUIS	T	2-2 OT	19-18-4						

PLAYER	GP	G	A	PTS	PIM	PLAYER	GP	G	A	PTS	PIM
NICHOLS, BERNIE	48	22	29	51	32	BELFOUR, ED	42	0	3	3	11
MURPHY, JOE	40	23	18	41	89	DAZE, ERIC	4	1	1	2	2
CHELIOS, CHRIS	48	5	33	38	72	JOHANSON, ROGER	11	1	0	1	6
SUTER, GARY	48	10	27	37	42	CARNEY, KEITH	18	1	0	1	11
AMONTE, TONY	48	15	20	35	41	HORACEK, TONY	19	0	1	1	25
ROENICK, JEREMY	33	10	24	34	14	*WAITE, JIMMY	2	0	0	0	0
POULIN, PATRICK	45	15	15	30	53	GAUTHIER, DANIEL	5	0	0	0	0
KRIVOKRASOV, SERGEI	41	12	7	19	33	HACKETT, JEFF	7	0	0	0	0
SHANTZ, JEFF	45	6	12	18	33	KIMBLE, DARIN	14	0	0	0	30
SUTTER, BRENT	47	7	8	15	51	#SUTTER, RICH	15	0	0	0	28
GRAHAM, DIRK	40	4	9	13	42	DUBINSKY, STEVE	16	0	0	0	8
WEINRICH, ERIC	48	3	10	13	33	* ACQUIRED IN SEASON # TRADED IN SEASON					
SMITH, STEVE	48	1	12	13	128						
HYSEBART, PAUL	15	4	5	9	6						
*SAVARD, DENIS	12	4	4	8	8						
*CRAVEN, MURRAY	16	4	3	7	2						
HRUITTU, CHRISTIAN	20	2	5	7	6						
GRIEVE, BRENT	24	1	5	6	23						
*CUMMINS, JIM	27	3	1	4	117						
*DIDUCK, GERALD	13	1	0	1	48						
RUSSELL, CAM	33	1	3	4	88						
SMYTH, GREG	22	0	3	3	33						

GOALIES	GP	W	L	T	MINs	GA	SO	AVG
BELFOUR, ED	42	22	15	3	2,450	93	5	2.28
HACKETT, JEFF	7	1	3	2	328	13	0	2.38
WAITE, JIMMY	2	1	1	0	119	5	0	2.52

LEADERSHIP  
PLAYERS  
2019-20  
OPPONENTS  
TRADITION  
RECORDS  
PLAYOFFS  
HISTORY  
MINORS  
MEDIA

# HISTORY OF THE BLACKHAWKS

## 1995-96 CHICAGO BLACKHAWKS

40-28-14, 94 POINTS, 2ND CENTRAL DIVISION

	GM	DATE	OPPONENT	RESULT	SCORE	RECORD	GM	DATE	OPPONENT	RESULT	SCORE	RECORD
LEADERSHIP	1	10/07	@ San Jose	W	4-3	1-0-0	42	01/06	@ Detroit	L	0-3	20-14-8
	2	10/10	@ Los Angeles	L	5-6 OT	1-1-0	43	01/07	DALLAS	W	5-2	21-14-8
	3	10/12	PITTSBURGH	W	5-1	2-1-0	44	01/09	@ NY Islanders	T	3-3 OT	21-14-9
	4	10/14	@ Hartford	L	2-3	2-2-0	45	01/12	ANAHEIM	W	3-0	22-14-9
PLAYERS	5	10/15	CALGARY	T	1-1 OT	2-2-1	46	01/14	LOS ANGELES	W	5-2	23-14-9
	6	10/17	@ Florida	W	6-3	3-2-1	47	01/17	WASHINGTON	L	2-3	23-15-9
	7	10/19	TAMPA BAY	L	1-4	3-3-1	48	01/22	@ Ottawa	W	7-3	24-15-9
	8	10/21	@ St. Louis	W	4-1	4-3-1	49	01/24	@ Toronto	T	2-2 OT	24-15-10
2019-20	9	10/22	PHILADELPHIA	W	5-4	5-3-1	50	01/25	SAN JOSE	W	2-1	25-15-10
	10	10/26	TORONTO	L	1-2	5-4-1	51	01/27	DETROIT	T	5-5 OT	25-15-11
	11	10/28	@ Montreal	L	3-5	5-5-1	52	01/31	@ Edmonton	W	4-0	26-15-11
	12	10/29	BUFFALO	W	6-3	6-5-1	53	02/03	@ San Jose	W	4-1	27-15-11
OPPONENTS	13	11/01	@ Dallas	T	1-1 OT	6-5-2	54	02/04	@ Anaheim	W	4-1	28-15-11
	14	11/05	COLORADO	L	3-7	6-6-2	55	02/06	@ Los Angeles	W	5-2	29-15-11
	15	11/09	VANCOUVER	W	5-2	7-6-2	56	02/08	@ St. Louis	W	6-1	30-15-11
	16	11/11	@ Washington	W	4-1	8-6-2	57	02/10	@ Pittsburgh	L	3-6	30-16-11
TRADITION	17	11/12	EDMONTON	T	4-4 OT	8-6-3	58	02/15	BOSTON	W	3-0	31-16-11
	18	11/14	@ Winnipeg	L	5-6 OT	8-7-3	59	02/18	EDMONTON	W	4-1	32-16-11
	19	11/16	NY RANGERS	W	3-1	9-7-3	60	02/22	ST. LOUIS	L	3-4 OT	32-17-11
	20	11/19	SAN JOSE	L	2-3	9-8-3	61	02/23	@ Winnipeg	L	0-1 OT	32-18-11
RECORDS	21	11/22	@ Colorado	L	2-6	9-9-3	62	02/25	@ Philadelphia	L	2-3	32-19-11
	22	11/24	@ Anaheim	W	5-4 OT	10-9-3	63	02/29	COLORADO	W	4-3	33-19-11
	23	11/26	@ Calgary	T	2-2 OT	10-9-4	64	03/01	@ Colorado	L	3-5	33-20-11
	24	11/28	@ Edmonton	W	5-3	11-9-4	65	03/03	DETROIT	L	2-6	33-21-11
PLAYOFFS	25	11/29	@ Vancouver	T	2-2 OT	11-9-5	66	03/05	@ Tampa Bay	L	0-2	33-22-11
	26	12/02	@ Winnipeg	T	2-2 OT	11-9-6	67	03/08	LOS ANGELES	L	2-4	33-23-11
	27	12/06	@ NY Rangers	T	5-5 OT	11-9-7	68	03/11	FLORIDA	W	8-4	34-23-11
	28	12/07	OTTAWA	L	2-5	11-10-7	69	03/14	VANCOUVER	W	5-1	35-23-11
HISTORY	29	12/10	HARTFORD	W	4-1	12-10-7	70	03/17	NY ISLANDERS	W	5-1	36-23-11
	30	12/13	@ Detroit	L	1-3	12-11-7	71	03/20	CALGARY	L	2-3	36-24-11
	31	12/15	MONTREAL	L	1-4	12-12-7	72	03/22	@ New Jersey	W	4-2	37-24-11
	32	12/17	WINNIPEG	W	3-1	13-12-7	73	03/24	ANAHEIM	T	2-2 OT	37-24-12
MAJORS	33	12/20	@ Toronto	W	4-2	14-12-7	74	03/27	@ Calgary	L	0-1	37-25-12
	34	12/21	TORONTO	T	3-3 OT	14-12-8	75	03/29	@ Vancouver	L	2-4	37-26-12
	35	12/23	@ Dallas	W	2-0	15-12-8	76	03/31	DALLAS	W	5-3	38-26-12
	36	12/26	DALLAS	W	5-3	16-12-8	77	04/03	@ Toronto	W	5-2	39-26-12
MEDIA	37	12/28	WINNIPEG	W	4-3	17-12-8	78	04/05	@ Dallas	T	3-3 OT	39-26-13
	38	12/29	@ Buffalo	W	5-2	18-12-8	79	04/07	DETROIT	L	1-4	39-27-13
	39	12/31	NEW JERSEY	W	5-0	19-12-8	80	04/11	TORONTO	W	5-2	40-27-13
	40	01/02	@ Boston	W	5-2	20-12-8	81	04/12	@ Detroit	L	3-5	40-28-13
	41	01/04	ST. LOUIS	L	1-3	20-13-8	82	04/14	ST. LOUIS	T	2-2 OT	40-28-14

PLAYER	GP	G	A	PTS	PIM	PLAYER	GP	G	A	PTS	PIM
CHELUS, CHRIS	81	14	58	72	140	MILLER, KIP	10	1	4	5	2
ROENICK, JEREMY	66	32	35	67	109	RUSSELL, CAM	61	2	2	4	129
SUTER, GARY	82	20	47	67	80	BELFOUR, ED	50	0	2	2	36
AMONTE, TONY	81	31	32	63	62	MOREAU, ETHAN	8	0	1	1	4
NICHOLLS, BERNIE	59	19	41	60	60	*CICcone, ENRICO	11	0	1	1	48
DAZE, ERIC	80	30	23	53	18	HACKETT, JEFF	35	0	1	1	8
MURPHY, JOE	70	22	29	51	86	WAITE, JIMMY	1	0	0	0	0
SAVARO, DENIS	69	13	35	48	102	COLE, DANTON	2	0	0	0	0
CRAVEN, MURRAY	66	18	29	47	36	DROPPA, IVAN	7	0	0	0	2
PROBERT, BOB	78	19	21	40	237	WERENKA, BRAD	9	0	0	0	8
SUTTER, BRENT	80	13	27	40	56	PROKOPEC, MIKE	9	0	0	0	5
SHANTZ, JEFF	78	6	14	20	24						
CARNEY, KEITH	82	5	14	19	94						
KRIVOKRASOV, SERGEI	46	6	10	16	32						
#POULIN, PATRICK	38	7	8	15	16						
WEINRICH, ERIC	77	5	10	15	65						
HULANOV, IGOR	53	1	8	9	92						
SMITH, STEVE	37	0	9	9	71						
BLACK, JAMES	13	3	3	6	16						
GRIEVE, BRENT	28	2	4	6	180						
CUMMINS, JIM	52	2	4	6	180						
DUBINSKY, STEVE	43	2	3	5	14						

GOALIES	GP	W	L	T	MINS	GA	SO	AVG
BELFOUR, ED	50	22	17	10	2,956	135	1	2.74
HACKETT, JEFF	35	18	11	4	2,000	80	4	2.4
WAITE, JIMMY	1	0	0	0	31	0	0	0

\* ACQUIRED IN SEASON # TRADED IN SEASON

# HISTORY OF THE BLACKHAWKS

## 1996-97 CHICAGO BLACKHAWKS

34-35-13, 81 POINTS, 5TH CENTRAL DIVISION

GM	DATE	OPPONENT	RESULT	SCORE	RECORD	GM	DATE	OPPONENT	RESULT	SCORE	RECORD
1	10/05	@ Washington	W	5-2	1-0-0	42	01/02	Arizona	L	2-4	15-21-6
2	10/06	@ St. Louis	W	4-1	2-0-0	43	01/05	DETROIT	T	5-5 OT	15-21-7
3	10/09	ANAHEIM	L	0-2	2-1-0	44	01/08	EDMONTON	W	4-1	16-21-7
4	10/11	COLORADO	L	0-2	2-2-0	45	01/10	@ New Jersey	T	3-3 OT	16-21-8
5	10/13	DALLAS	L	3-5	2-3-0	46	01/10	@ Detroit	W	3-1	17-21-8
6	10/15	@ Toronto	W	3-1	3-3-0	47	01/13	TAMPA BAY	L	0-2	17-22-8
7	10/17	DETROIT	W	2-1	4-3-0	48	01/20	@ Buffalo	L	1-2	17-23-8
8	10/20	LOS ANGELES	W	2-1	5-3-0	49	01/22	VANCOUVER	L	3-4 OT	17-24-8
9	10/24	ST. LOUIS	W	6-4	6-3-0	50	01/24	TORONTO	L	1-2 OT	17-25-8
10	10/25	@ Detroit	T	2-2 OT	6-3-1	51	01/25	@ NY Islanders	L	2-3	17-26-8
11	10/27	SAN JOSE	L	2-6	6-4-1	52	01/27	@ NY Rangers	W	2-1	18-26-8
12	10/29	@ Tampa Bay	T	2-2 OT	6-4-2	53	02/01	@ Los Angeles	W	3-2	19-26-8
13	10/30	@ Florida	L	2-3	6-5-2	54	02/03	@ San Jose	W	4-2	20-26-8
14	11/01	@ Dallas	W	3-2 OT	7-5-2	55	02/06	@ Arizona	L	2-3	20-27-8
15	11/03	EDMONTON	W	4-2	8-5-2	56	02/08	@ Colorado	W	4-2	21-27-8
16	11/07	NEW JERSEY	L	2-4	8-6-2	57	02/13	SAN JOSE	W	7-3	22-27-8
17	11/09	@ Philadelphia	W	4-1	9-6-2	58	02/15	NY RANGERS	W	2-0	23-27-8
18	11/10	OTTAWA	W	2-0	10-6-2	59	02/17	@ St. Louis	L	2-4	23-28-8
19	11/14	CALGARY	L	1-2 OT	10-7-2	60	02/20	BOSTON	W	5-3	24-28-8
20	11/15	@ Ottawa	L	3-4	10-8-2	61	02/22	@ Pittsburgh	W	5-2	25-28-8
21	11/17	LOS ANGELES	L	2-4	10-9-2	62	02/25	DALLAS	L	0-1	25-29-8
22	11/19	@ Edmonton	T	4-4 OT	10-9-3	63	02/26	@ Hartford	T	2-2 OT	25-29-8
23	11/21	@ Vancouver	L	1-2 OT	10-10-3	64	03/01	@ Colorado	L	1-2	25-30-9
24	11/22	@ Calgary	W	5-2	11-10-3	65	03/02	@ Arizona	W	4-0	26-30-9
25	11/27	@ San Jose	L	2-3	11-11-3	66	03/05	@ Vancouver	T	1-1 OT	26-30-10
26	11/29	@ Anaheim	L	0-2	11-12-3	67	03/08	Arizona	L	0-2	26-31-11
27	11/30	@ Los Angeles	W	5-3	12-12-3	68	03/10	VANCOUVER	T	2-2 OT	26-31-11
28	12/06	MONTREAL	L	1-3	12-13-3	69	03/12	@ Toronto	W	3-2	27-31-11
29	12/07	@ Montreal	L	2-3	12-14-3	70	03/14	@ Dallas	T	4-4 OT	27-31-12
30	12/09	TORONTO	L	1-3	12-15-3	71	03/16	NY ISLANDERS	W	5-4	28-31-12
31	12/12	@ Detroit	L	2-6	12-16-3	72	03/20	Arizona	L	2-4	28-32-12
32	12/13	@ St. Louis	W	4-1	13-16-3	73	03/23	DETROIT	W	5-3	29-32-12
33	12/15	PITTSBURGH	W	2-1	14-16-3	74	03/26	WASHINGTON	W	5-3	30-32-12
34	12/18	DALLAS	L	2-3 OT	14-17-3	75	03/28	ANAHEIM	L	3-4	30-33-12
35	12/20	FLORIDA	L	1-3	14-18-3	76	03/30	BUFFALO	W	3-2	31-33-12
36	12/22	PHILADELPHIA	T	2-2 OT	14-18-4	77	04/01	@ Anaheim	T	3-3 OT	31-33-13
37	12/23	@ Boston	T	3-3 OT	14-18-5	78	04/03	@ Edmonton	L	2-4	31-34-13
38	12/26	ST. LOUIS	T	4-4 OT	14-18-6	79	04/06	@ Calgary	W	2-1	32-34-13
39	12/28	@ Toronto	L	4-5	14-19-6	80	04/09	ST. LOUIS	L	0-1	32-35-13
40	12/29	HARTFORD	W	4-3	15-19-6	81	04/11	CALGARY	W	7-3	33-35-13
41	12/31	COLORADO	L	1-4	15-20-6	82	04/13	@ Dallas	W	5-2	34-35-13

PLAYER	GP	G	A	PTS	PIM	PLAYER	GP	G	A	PTS	PIM
AMONTE, TONY	81	41	36	77	64	LAFAMME, CHRISTIAN	4	0	1	1	2
ZHAMNOV, ALEX	74	20	42	62	56	GRONMAN, TUOMAS	16	0	1	1	13
CHELOS, CHRIS	72	10	38	48	112	HACKETT, JEFF	41	0	1	1	6
DAZE, ERIC	71	22	19	41	16	KIJMOVICH, SERGEI	1	0	0	0	2
CRAVEN, MURRAY	75	8	27	35	12	WAITE, JIMMY	2	0	0	0	0
WENNRICH, ERIC	81	7	25	32	62	DUBINSKY, STEVE	5	0	0	0	0
MOREAU, ETHAN	82	15	16	31	123	#PROKOPEC, MIKE	6	0	0	0	6
MILLER, KEVIN	69	14	17	31	41	*TERRERI, CHRIS	7	0	0	0	0
SHANITZ, JEFF	69	9	21	30	28	CHYZOWSKI, DAVE	8	0	0	0	6
SUTER, GARY	82	7	21	28	70	MCRAE, BASIL	8	0	0	0	12
SAVARO, DENIS	69	9	18	27	60	SMITH, STEVE	21	0	0	0	29
KRIVOKRASOV, SERGEI	67	13	11	24	42	#BELFOUR, ED	33	0	0	0	26
BLACK, JAMES	64	12	11	23	20						
PROBERT, BOB	82	9	14	23	326						
CARNEY, KEITH	81	3	15	18	62						
SUTTER, BRENT	39	7	7	14	18						
*DAHLEN, ULF	30	6	8	14	10						
CUMMINS, JIM	65	6	6	12	199						
*SYKORA, MICHAL	28	1	9	10	10						
CICCONA, ENRICO	67	2	2	4	233						
CREIGHTON, ADAM	19	1	2	3	13						
RUSSELL, CAM	44	1	1	2	65						
LEROUX, JEAN-YVES	1	0	1	1	5						

\* ACQUIRED IN SEASON # TRADED IN SEASON

GOALIES	GP	W	L	T	MIN	GA	SO	AVG
BELFOUR, ED	33	11	15	6	1,966	88	1	2.69
HACKETT, JEFF	41	19	18	4	2,473	89	2	2.16
TERRERI, CHRIS	7	4	1	2	429	19	0	2.66
WAITE, JIMMY	2	0	1	1	105	7	0	4

LEADERSHIP
PLAYERS
2019-20
OPPONENTS
TRADITION
RECORDS
PLAYOFFS
HISTORY
MINORS
MEDIA

# HISTORY OF THE BLACKHAWKS

## 1997-98 CHICAGO BLACKHAWKS

30-39-13, 73 POINTS, 5TH CENTRAL DIVISION

	GM	DATE	OPPONENT	RESULT	SCORE	RECORD	GM	DATE	OPPONENT	RESULT	SCORE	RECORD
LEADERSHIP	1	10/01	@ Arizona	L	2-6	0-1-0	42	01/05	CALGARY	T	1-1 OT	15-18-9
	2	10/04	@ San Jose	L	2-3	0-2-0	43	01/09	Arizona	L	2-4	15-19-9
	3	10/09	TAMPA BAY	L	1-4	0-3-0	44	01/10	@ Toronto	W	4-3	16-19-9
	4	10/10	@ Dallas	L	0-7	0-4-0	45	01/12	VANCOUVER	W	3-2	17-19-9
	5	10/13	@ Arizona	L	1-2	0-5-0	46	01/14	@ Carolina	W	4-1	18-18-9
PLAYERS	6	10/15	WASHINGTON	L	0-2	0-6-0	47	01/15	@ Washington	L	2-3	18-20-9
	7	10/17	ST. LOUIS	L	0-2	0-7-0	48	01/20	NY ISLANDERS	W	5-2	19-20-9
	8	10/19	BUFFALO	W	5-2	1-7-0	49	01/22	TORONTO	L	0-3	19-21-9
	9	10/22	@ NY Rangers	W	1-0	2-7-0	50	01/24	ST. LOUIS	W	5-4	20-21-9
	10	10/24	DALLAS	L	0-2	2-8-0	51	01/29	@ San Jose	W	3-0	21-21-9
2019-20	11	10/26	CAROLINA	L	2-3	2-9-0	52	01/31	@ Los Angeles	L	0-3	21-22-9
	12	10/27	@ Montreal	L	2-4	2-10-0	53	02/01	@ Anaheim	L	3-4 OT	21-23-9
	13	10/29	VANCOUVER	W	3-0	3-10-0	54	02/03	@ Arizona	W	4-2	22-23-9
	14	10/31	SAN JOSE	W	5-3	4-10-0	55	02/05	@ Colorado	L	2-4	22-24-9
	15	11/02	PITTSBURGH	W	3-1	5-10-0	56	02/07	@ Dallas	L	1-3	22-25-9
OPPONENTS	16	11/06	ST. LOUIS	W	2-1	6-10-0	57	02/26	LOS ANGELES	L	4-7	22-26-9
	17	11/08	@ NY Islanders	W	4-2	7-10-0	58	02/28	@ Colorado	W	4-0	23-26-9
	18	11/10	CALGARY	T	1-1 OT	7-10-1	59	03/01	DALLAS	T	2-2 OT	23-26-10
	19	11/11	@ Toronto	L	2-5	7-11-1	60	03/03	@ St. Louis	L	3-5	23-27-10
	20	11/13	TORONTO	L	1-2	7-12-1	61	03/05	@ Pittsburgh	T	2-2 OT	23-27-11
TRADITION	21	11/16	DETROIT	T	3-3 OT	7-12-2	62	03/07	@ Boston	W	2-1	24-27-11
	22	11/19	@ Anaheim	W	4-0	8-12-2	63	03/09	EDMONTON	L	3-4 OT	24-28-11
	23	11/20	@ Los Angeles	L	3-4	8-13-2	64	03/12	@ Detroit	L	0-3	24-29-11
	24	11/22	@ Vancouver	W	5-4 OT	9-13-2	65	03/14	@ Tampa Bay	L	0-1	24-30-11
	25	11/25	@ Edmonton	T	2-2 OT	9-13-3	66	03/15	@ Florida	W	8-4	25-30-11
RECORDS	26	11/27	@ Calgary	T	2-2 OT	9-13-4	67	03/17	@ Buffalo	W	5-3	26-30-11
	27	11/29	@ Ottawa	W	3-2	10-13-4	68	03/19	MONTREAL	W	1-0	27-30-11
	28	12/04	COLORADO	L	1-2	10-14-4	69	03/22	BOSTON	W	1-0	28-30-11
	29	12/07	EDMONTON	T	3-3 OT	10-14-5	70	03/23	@ Detroit	T	5-5 OT	28-30-12
	30	12/10	Arizona	T	3-3 OT	10-14-6	71	03/25	ANAHEIM	L	2-3	28-31-12
RETURNS	31	12/12	PHILADELPHIA	L	2-3	10-15-6	72	03/27	OTTAWA	W	2-1	29-31-12
	32	12/14	SAN JOSE	L	1-2	10-16-6	73	03/29	FLORIDA	L	0-4	29-32-12
	33	12/16	@ Calgary	L	3-4 OT	10-17-6	74	03/31	@ Philadelphia	L	2-3	29-33-12
	34	12/17	@ Edmonton	T	0-0 OT	10-17-7	75	04/02	COLORADO	W	2-1	30-33-12
	35	12/20	@ Vancouver	W	5-0	11-17-7	76	04/04	DETROIT	L	2-3	30-34-12
PLAYOFFS	36	12/22	LOS ANGELES	L	0-1	11-18-7	77	04/05	NY RANGERS	L	1-2 OT	30-35-12
	37	12/26	@ St. Louis	W	4-1	12-18-7	78	04/09	@ St. Louis	L	2-3	30-36-12
	38	12/28	ANAHEIM	W	2-0	13-18-7	79	04/12	Arizona	L	1-2	30-37-12
	39	12/30	@ New Jersey	W	6-2	14-18-7	80	04/15	@ Toronto	L	2-3	30-38-12
	40	01/01	TORONTO	T	3-3 OT	14-18-8	81	04/16	NEW JERSEY	T	1-1 OT	30-38-13
	41	01/04	DETROIT	W	3-1	15-18-8	82	04/18	@ Dallas	L	1-3	30-39-13

PLAYER	GP	G	A	PTS	PIM	PLAYER	GP	G	A	PTS	PIM
AMONTE, TONY	82	31	42	73	66	MILLS, CRAIG	20	0	3	3	34
ZHAMNOV, ALEX	70	21	28	49	61	RUSSELL, CAM	41	1	1	2	79
DAZE, ERIC	80	31	11	42	22	*MORE, JAY	17	0	2	2	8
SUTER, GARY	73	14	28	42	74	#CUMMINS, JIM	55	0	2	2	178
CHULIOS, CHRIS	81	3	39	42	151	WHITE, TODD	7	1	0	1	2
*JOHNSON, GREG	69	13	22	35	38	YAWNEY, TRENT	45	1	0	1	76
SHANTIZ, JEFF	61	11	20	31	36	*VANDENBUSSCHE, RYAN	4	0	1	1	5
KRIVOKRASOV, SERGEI	58	10	13	23	33	*SKALDE, JARRID	7	0	1	1	4
WEINRICH, ERIC	82	2	21	23	106	TERRERI, CHRIS	21	0	1	1	2
MOREAU, ETHAN	54	9	9	18	73	HUSKA, RYAN	1	0	0	0	0
DUBINSKY, STEVE	82	5	13	18	57	VARIS, PETRI	1	0	0	0	0
BLACK, JAMES	52	10	5	15	8	GENDRON, MARTIN	2	0	0	0	0
#CARNNEY, KEITH	60	2	13	15	73	TREFLOV, ANDREI	6	0	0	0	0
LEROUX, JEAN-YVES	66	6	7	13	55	CLEARY, DAN	6	0	0	0	0
*KILGER, CHAD	22	3	8	11	6	HACKETT, JEFF	58	0	0	0	8
NABOKOV, DMITRI	25	7	4	11	10						
MILLER, KEVIN	37	4	7	11	8						
LAFAMME, CHRISTIAN	72	0	11	11	59						
SUTTER, BRENT	52	2	6	8	28						
*SIMPSON, REID	38	3	2	5	102						
FELSMER, BRIAN	12	1	3	4	12						
SKORA, MICHAL	28	1	3	4	12						
PROBERT, BOB	14	2	1	3	48						

GOALIES	GP	W	L	T	MINS	GA	SO	AVG
HACKETT, JEFF	58	21	25	11	3,441	126	8	2.2
TERRERI, CHRIS	21	8	10	2	1,222	49	2	2.41
TREFLOV, ANDREI	6	1	4	0	299	17	0	3.41

\* ACQUIRED IN SEASON # TRADED IN SEASON

# HISTORY OF THE BLACKHAWKS

## 1998-99 CHICAGO BLACKHAWKS

29-41-12, 70 POINTS, 3RD CENTRAL DIVISION

GM	DATE	OPPONENT	RESULT	SCORE	RECORD	GM	DATE	OPPONENT	RESULT	SCORE	RECORD
1	10/10	NEW JERSEY	W	5-2	1-0-0	42	01/12	@ Colorado	L	1-4	11-25-6
2	10/15	@ Dallas	L	1-3	1-1-0	43	01/15	@ NY Rangers	W	3-1	12-25-6
3	10/17	ANAHEIM	L	3-5	1-2-0	44	01/17	Arizona	T	1-1 OT	12-25-7
4	10/17	DALLAS	W	4-3	2-2-0	45	01/21	MONTREAL	W	3-0	15-25-7
5	10/19	@ Montreal	W	2-1	3-2-0	46	01/27	@ Edmonton	W	4-3 OT	14-25-8
6	10/22	SAN JOSE	T	2-2 OT	3-2-1	47	01/28	@ Calgary	T	6-6 OT	14-25-8
7	10/24	NASHVILLE	W	5-4	4-2-1	48	01/30	@ Vancouver	L	2-3	14-26-8
8	10/28	@ Carolina	L	0-2	4-3-1	49	02/01	@ San Jose	L	1-5	14-27-8
9	10/30	FLORIDA	L	3-7	4-4-1	50	02/03	@ Anaheim	L	0-3	14-28-8
10	11/01	CALGARY	L	1-4	4-5-1	51	02/04	@ Los Angeles	L	2-3	14-29-8
11	11/04	@ Florida	L	1-2	4-6-1	52	02/06	@ Arizona	L	0-3	14-30-8
12	11/06	@ Tampa Bay	T	2-2 OT	4-6-2	53	02/10	SAN JOSE	L	2-5	14-31-8
13	11/08	EDMONTON	L	2-3 OT	4-7-2	54	02/12	DETROIT	L	1-2	14-32-8
14	11/10	@ St. Louis	L	2-5	4-8-2	55	02/13	@ Toronto	W	6-2	15-32-8
15	11/12	TORONTO	L	3-10	4-9-2	56	02/15	@ Ottawa	L	2-6	15-33-8
16	11/14	@ Buffalo	L	1-6	4-10-2	57	02/17	VANCOUVER	W	4-0	16-33-8
17	11/15	OTTAWA	T	2-2 OT	4-10-3	58	02/19	@ Dallas	L	1-5	16-34-8
18	11/17	@ Nashville	W	2-1	5-10-3	59	02/21	BOSTON	L	3-6	16-35-8
19	11/21	@ Los Angeles	L	0-5	5-11-3	60	02/24	@ St. Louis	W	3-1	17-35-8
20	11/22	@ Anaheim	L	1-4	5-12-3	61	02/26	LOS ANGELES	L	1-2	17-36-8
21	11/24	@ Arizona	L	2-3	5-13-3	62	02/28	ST. LOUIS	L	1-3	17-37-8
22	11/28	@ Calgary	L	4-5	5-14-3	63	03/06	@ San Jose	W	4-0	18-37-8
23	11/29	@ Edmonton	W	3-2	6-14-3	64	03/07	@ Vancouver	T	2-2 OT	18-37-9
24	12/03	ANAHEIM	W	4-1	7-14-3	65	03/10	NASHVILLE	W	5-2	19-37-9
25	12/06	TAMPA BAY	W	7-5	8-14-3	66	03/12	@ Nashville	L	3-5	19-38-9
26	12/08	@ Detroit	L	2-3	8-15-3	67	03/14	ST. LOUIS	L	2-5	19-39-9
27	12/09	EDMONTON	W	3-1	9-15-3	68	03/17	CALGARY	W	3-1	20-39-9
28	12/11	TORONTO	L	2-3	9-16-3	69	03/20	@ Colorado	T	5-5 OT	20-39-10
29	12/13	DALLAS	T	2-2 OT	9-16-4	70	03/21	COLORADO	W	4-3	21-39-10
30	12/17	WASHINGTON	L	1-3	9-17-4	71	03/25	@ Pittsburgh	L	2-5	21-40-10
31	12/19	@ Philadelphia	L	2-3	9-18-4	72	03/25	@ Boston	T	3-3 OT	21-40-11
32	12/20	LOS ANGELES	L	1-4	9-19-4	73	03/27	@ New Jersey	T	4-4 OT	21-40-12
33	12/23	Arizona	W	4-3	10-19-4	74	03/28	ST. LOUIS	W	3-1	22-40-12
34	12/26	PHILADELPHIA	L	1-3	10-20-4	75	03/31	BUFFALO	W	2-1	23-40-12
35	12/31	NY ISLANDERS	W	1-0	11-20-4	76	04/02	@ Detroit	L	3-5	23-41-12
36	01/02	@ Detroit	L	2-5	11-21-4	77	04/03	CAROLINA	W	2-1	24-41-12
37	01/03	DETROIT	L	1-3	11-22-4	78	04/05	VANCOUVER	W	2-1	25-41-12
38	01/05	@ NY Islanders	T	1-1 OT	11-22-5	79	04/08	NY RANGERS	W	6-2	26-41-12
39	01/07	@ St. Louis	L	2-4	11-23-5	80	04/12	@ Washington	W	4-2	27-41-12
40	01/09	@ Nashville	T	3-3 OT	11-23-6	81	04/15	NASHVILLE	W	4-2	28-41-12
41	01/10	COLORADO	L	2-3 OT	11-24-6	82	04/17	DETROIT	W	3-2	29-41-12

PLAYER	GP	G	A	PTS	PIM	PLAYER	GP	G	A	PTS	PIM
AMONTE, TONY	82	44	31	75	60	#COFFEY, PAUL	10	0	4	4	0
ZHAMMOV, ALEX	76	20	41	61	50	#SHANTIZ, JEFF	7	1	0	1	4
GILMOUR, DOUG	72	16	40	56	56	JANSENS, MARK	60	1	0	1	65
DAZE, ERIC	72	22	20	42	22	FITZPATRICK, MARK	27	0	1	1	8
#CHELIUS, CHRIS	65	8	26	34	89	*THIBAUT, JOCELYN	52	0	1	1	2
#KILGER, CHAD	64	14	11	25	30	#DUBINSKY, STEVE	1	0	0	0	0
OLCZYK, ED	61	10	15	25	29	#TREFILOV, ANDREI	1	0	0	0	0
PROBERT, BOB	78	7	14	21	206	#VOPAT, ROMAN	3	0	0	0	4
*MANSON, DAVE	64	6	15	21	107	*MURRAY, CHRIS	4	0	0	0	14
DUMONT, JEAN-PIERRE	25	9	6	15	10	VANDENBUSSCHE, RYAN	6	0	0	0	17
#MOREAU, ETHAN	66	9	6	15	84	CLOUTIER, SYLVAIN	7	0	0	0	0
HEMERSON, NELSON	27	4	10	14	13	MILLS, CRAIG	7	0	0	0	2
ZMOLEK, DOUG	62	0	14	14	102	*BICANEK, RADIM	7	0	0	0	6
WHITE, TODD	35	5	8	13	20	#RUSSELL, CAM	7	0	0	0	10
#LAFLAMME, CHRISTIAN	62	2	11	13	70	*NASREDDINE, ALAIN	7	0	0	0	19
SIMPSON, REID	53	5	4	9	145	JONES, TY	8	0	0	0	12
#CLEARY, DAN	35	4	5	9	24	#HACKETT, JEFF	10	0	0	0	6
*MIRONOV, BORIS	12	0	9	9	27	#BONNIE, DENNIS	11	0	0	0	44
LEROUX, JEAN-YVES	40	3	5	8	21	ROYER, REMI	18	0	0	0	67
*BROWN, BRAD	61	1	7	8	184	YAWNEY, TRENT	20	0	0	0	32
*ERIKSSON, ANDERS	11	0	8	8	0						
#MANUEL, MIKE	28	4	3	7	8						
*MARHA, JOSEF	22	2	5	7	4						
*MCAMMOND, DEAN	12	1	4	5	2						
*MUIR, BRYAN	53	1	4	5	50						
ALLISON, JAMIE	39	2	2	4	62						
#WEINRICH, ERIC	14	1	3	4	12						

\* ACQUIRED IN SEASON # TRADED IN SEASON

GOALIES	GP	W	L	T	MINS	GA	SO	AVG
THIBAUT, JOCELYN	52	21	26	5	3,014	196	4	2.71
FITZPATRICK, MARK	27	6	8	6	1,403	64	0	2.74
HACKETT, JEFF	10	2	6	1	524	33	0	3.78
TREFILOV, ANDREI	1	0	1	0	20	4	0	9.60

LEADERSHIP
PLAYERS
2019-20
OPPONENTS
TRADITION
RECORDS
PLAYOFFS
HISTORY
MINORS
MEDIA



# HISTORY OF THE BLACKHAWKS

## 1999-2000 CHICAGO BLACKHAWKS

33-37-10-2, 78 POINTS, 3RD CENTRAL DIVISION

	GM	DATE	OPPONENT	RESULT	SCORE	RECORD	GM	DATE	OPPONENT	RESULT	SCORE	RECORD
LEADERSHIP	1	10/04	@ San Jose	L	1-7	0-1-0-0	42	01/09	COLORADO	W	5-3	13-21-6-2
	2	10/06	@ Vancouver	L	4-5	0-2-0-0	43	01/12	VANCOUVER	W	3-2 OT	14-21-6-2
	3	10/08	Arizona	T	3-3 OT	0-2-1-0	44	01/13	@ Detroit	W	5-3	15-21-6-2
	4	10/10	NASHVILLE	T	3-3 OT	0-2-2-0	45	01/15	@ Colorado	L	1-3	15-22-6-2
PLAYERS	5	10/15	TORONTO	L	1-2	0-3-3-0	46	01/17	SAN JOSE	W	5-4 OT	16-22-6-2
	6	10/16	@ Pittsburgh	T	3-3 OT	0-3-3-0	47	01/19	@ New Jersey	L	1-4	16-23-6-2
	7	10/21	ANAHEIM	T	5-5 OT	0-3-4-0	48	01/21	ST. LOUIS	L	0-3	16-24-6-2
	8	10/23	DETROIT	L	0-1	0-4-4-0	49	01/23	DALLAS	L	2-3	16-25-6-2
2019-20	9	10/27	@ Montreal	W	1-0	1-4-4-0	50	01/27	COLORADO	W	6-4	17-25-6-2
	10	10/29	@ Detroit	W	4-2	2-4-4-0	51	01/30	@ Vancouver	W	3-1	18-25-6-2
	11	10/30	LOS ANGELES	L	1-3	2-5-4-0	52	02/02	@ Edmonton	L	1-4	18-26-6-2
	12	11/04	BUFFALO	L	4-5 OT	2-5-4-1	53	02/03	@ Calgary	T	5-5 OT	18-26-7-2
OPPONENTS	13	11/05	@ Nashville	W	3-1	3-5-4-1	54	02/12	@ Atlanta	W	4-3	19-26-7-2
	14	11/07	NY RANGERS	L	1-3	3-6-4-1	55	02/14	ANAHEIM	L	3-4	19-27-7-2
	15	11/10	NASHVILLE	L	2-4	3-9-4-1	56	02/16	LOS ANGELES	L	1-4	19-28-7-2
	16	11/12	NY ISLANDERS	W	5-0	4-9-4-1	57	02/18	WASHINGTON	L	4-5	19-29-7-2
TRADITION	17	11/14	EDMONTON	L	3-6	4-8-4-1	58	02/20	DETROIT	W	6-4	20-29-7-2
	18	11/16	@ Los Angeles	L	2-3	4-9-4-1	59	02/22	@ Philadelphia	L	1-3	20-30-7-2
	19	11/19	@ Anaheim	L	2-4	4-10-4-1	60	02/23	NASHVILLE	L	2-4	20-31-7-2
	20	11/20	@ Arizona	L	1-3	4-11-4-1	61	02/25	@ Dallas	W	4-3 OT	21-31-7-2
RECORDS	21	11/24	@ Edmonton	W	3-2	5-11-4-1	62	02/27	@ St. Louis	W	4-1	22-31-7-2
	22	11/25	@ Calgary	L	1-2 OT	5-11-4-2	63	03/01	MONTREAL	L	1-4	22-32-7-2
	23	11/27	@ St. Louis	L	3-8	5-12-4-2	64	03/03	TAMPA BAY	W	5-1	23-32-7-2
	24	11/27	@ Ottawa	L	1-2	5-13-4-2	65	03/05	Arizona	W	7-3	24-32-7-2
PLAYOFFS	25	12/03	DETROIT	L	4-7	5-14-4-2	66	03/07	@ Nashville	L	1-3	24-33-7-2
	26	12/04	@ Boston	W	9-3	6-14-4-2	67	03/08	@ Carolina	L	1-4	24-34-7-2
	27	12/06	EDMONTON	W	5-1	7-14-4-2	68	03/11	@ Florida	W	5-2	25-34-7-2
	28	12/09	NEW JERSEY	L	0-4	7-15-4-2	69	03/12	@ Tampa Bay	W	4-1	26-34-7-2
HISTORY	29	12/10	@ Buffalo	L	1-2	7-16-4-2	70	03/15	@ Toronto	W	5-2	27-34-7-2
	30	12/12	CALGARY	L	1-2	7-17-4-2	71	03/16	BOSTON	W	5-4 OT	28-34-7-2
	31	12/14	@ San Jose	W	5-2	8-17-4-2	72	03/18	DALLAS	T	2-2 OT	28-34-8-2
	32	12/17	@ Anaheim	L	0-2	8-18-4-2	73	03/21	@ Arizona	W	3-0	29-34-8-2
MINORS	33	12/18	@ Los Angeles	W	8-4	9-18-4-2	74	03/24	@ Dallas	L	1-5	29-35-8-2
	34	12/23	DALLAS	W	5-2	10-18-4-2	75	03/26	ST. LOUIS	T	1-1 OT	29-35-9-2
	35	12/25	PITTSBURGH	L	2-4	10-19-4-2	76	03/27	@ Colorado	L	1-3	29-36-9-2
	36	12/27	@ Washington	T	2-2 OT	10-19-5-2	77	03/30	TORONTO	W	4-0	30-36-9-2
MEDIA	37	12/30	FLORIDA	W	2-1	11-19-5-2	78	04/01	@ NY Islanders	T	2-2 OT	30-36-10-2
	38	12/31	@ Detroit	T	4-4 OT	11-19-6-2	79	04/02	VANCOUVER	L	2-3	30-37-10-2
	39	01/02	SAN JOSE	L	1-4	11-20-6-2	80	04/05	ANAHEIM	W	5-2	31-37-10-2
	40	01/06	CALGARY	W	5-2	12-20-6-2	81	04/07	@ St. Louis	W	4-3 OT	32-37-10-2
	41	01/08	@ Nashville	L	3-6	12-21-6-2	82	04/09	ST. LOUIS	W	3-1	33-37-10-2

NOTE: 1999-2000 was the first season in which teams received one point in the standings for an overtime loss.

	PLAYER	GP	G	A	PTS	PIM	PLAYER	GP	G	A	PTS	PIM
HISTORY	AMONTI, TONY	82	43	41	84	48	ALLISON, JAMIE	59	1	3	4	102
	*SULLIVAN, STEVE	73	22	42	64	52	BICANEK, RADIM	11	0	3	3	4
	ZHAMNOV, ALEX	71	23	37	60	61	MCCARTHY, STEVE	5	1	1	2	4
	*GILMOUR, DOUG	63	22	34	56	51	*CLARK, WENDEL	13	2	0	2	13
MINORS	*NYLANDER, MICHAEL	66	23	28	51	26	CALDER, KYLE	8	1	1	2	2
	MIRONOV, BORIS	58	9	28	37	72	*PLANTE, DEREK	17	1	1	2	2
	DAZE, ERIC	59	23	13	36	28	VANDENBUSSCHE, RYAN	52	0	1	1	143
	MCAMMOND, DEAN	76	14	18	32	72	*WHITE, TODD	1	0	0	0	0
MEDIA	ERIKSSON, ANDERS	73	3	25	28	20	LAMOTHE, MARK	2	0	0	0	0
	MCCABE, BRYAN	79	6	19	25	139	HERPERGER, CHRIS	9	0	0	0	5
	*COTE, SYLVAIN	45	6	18	24	14	PASSMORE, STEVE	24	0	0	0	9
	MARHA, JOSEF	81	10	12	22	18	THIBAUT, JOCELYN	60	0	0	0	2
	#DUMONT, JEAN-PIERRE	47	10	8	18	18						
	PROBERT, BOB	69	4	11	15	114						
	ATCHEYNUK, BLAIR	47	5	7	12	6						
	*DEAN, KEVIN	27	2	8	10	12						
	ZMOLEK, DOUG	43	2	7	9	60						
	BROWN, BRAD	57	0	9	9	134						
	LEROUX, JEAN-YVES	54	2	5	8	43						
	*MANSON, DAVE	37	0	7	7	40						
	*GROSEK, MICHAEL	14	2	4	6	12						
	JANSSENS, MARK	36	0	6	6	73						
	*MUIR, BRYAN	11	2	3	5	13						
	OLCZYK, ED	33	2	2	4	12						

\* ACQUIRED IN SEASON # TRADED IN SEASON

GOALIES	GP	W	L	T	MIN	GA	SO	AVG
PASSMORE, STEVE	24	7	12	3	1,388	63	1	2.72
THIBAUT, JOCELYN	60	25	26	7	3,438	158	3	2.76
LAMOTHE, MARK	2	1	1	0	116	10	0	5.17

# HISTORY OF THE BLACKHAWKS

## 2000-01 CHICAGO BLACKHAWKS

29-40-8-5, 71 POINTS, 4TH CENTRAL DIVISION

GM	DATE	OPPONENT	RESULT	SCORE	RECORD	GM	DATE	OPPONENT	RESULT	SCORE	RECORD
1	10/05	@ Buffalo	L	2-4	0-1-0-0	42	01/09	@ NY Islanders	W	6-3	17-20-3-2
2	10/07	@ Columbus	W	5-3	1-1-0-0	43	01/12	@ Columbus	W	3-1	18-20-3-2
3	10/12	DETROIT	L	0-4	1-2-0-0	44	01/14	COLORADO	T	2-2 OT	18-20-4-2
4	10/14	@ Montreal	L	4-5 OT	1-2-0-1	45	01/17	FLORIDA	W	5-0	19-20-4-2
5	10/15	COLUMBUS	W	2-1	2-2-0-1	46	01/19	WASHINGTON	W	3-1	20-20-4-2
6	10/18	NY RANGERS	L	2-4	2-3-0-1	47	01/21	PITTSBURGH	L	0-4	20-21-4-2
7	10/20	DALLAS	L	1-5	2-4-0-1	48	01/25	PHILADELPHIA	L	1-5	20-22-4-2
8	10/21	@ St. Louis	L	0-1	2-5-0-1	49	01/26	@ Colorado	L	2-5	20-23-4-2
9	10/26	COLORADO	L	0-2	2-6-0-1	50	01/28	@ Vancouver	W	6-2	21-23-4-2
10	10/28	BUFFALO	L	1-3	2-7-0-1	51	01/31	@ Edmonton	L	2-3	21-24-4-2
11	10/29	@ Minnesota	W	3-2	3-7-0-1	52	02/01	@ Calgary	L	3-5	21-25-4-2
12	11/02	@ Boston	L	4-5	3-8-0-1	53	02/06	@ Los Angeles	T	3-3 OT	21-25-5-2
13	11/03	@ Detroit	W	6-1	4-8-0-1	54	02/07	@ Anaheim	W	3-2	22-25-5-2
14	11/05	ANAHEIM	W	4-2	5-8-0-1	55	02/10	@ San Jose	L	2-3 OT	22-25-5-3
15	11/08	SAN JOSE	L	2-3 OT	5-8-0-2	56	02/11	@ Arizona	L	2-3	22-26-5-3
16	11/10	MINNESOTA	L	2-5	5-9-0-2	57	02/14	SAN JOSE	L	0-7	22-27-5-3
17	11/11	@ Toronto	T	3-3 OT	5-9-1-2	58	02/16	ST. LOUIS	W	6-2	23-27-5-3
18	11/14	@ Vancouver	L	2-4	5-10-1-2	59	02/18	LOS ANGELES	W	3-0	24-27-5-3
19	11/16	@ Calgary	W	5-2	6-10-1-2	60	02/19	@ NY Rangers	L	2-4	24-28-5-3
20	11/17	@ Edmonton	T	3-3 OT	6-10-2-2	61	02/21	DETROIT	L	3-7	24-29-5-3
21	11/21	@ Arizona	W	4-1	7-10-2-2	62	02/23	ATLANTA	W	1-0	25-29-5-3
22	11/22	@ San Jose	L	1-4	7-11-2-2	63	02/25	TORONTO	W	6-4	26-29-5-3
23	11/24	@ Minnesota	L	0-2	7-12-2-2	64	02/27	@ Washington	W	3-2	27-29-5-3
24	11/27	@ Detroit	W	6-5 OT	8-12-2-2	65	03/01	LOS ANGELES	T	2-2 OT	27-29-6-3
25	11/30	NASHVILLE	L	0-3	8-13-2-2	66	03/04	CAROLINA	L	3-6	27-30-6-3
26	12/01	@ Nashville	W	2-1	9-13-2-2	67	03/07	@ Dallas	W	4-1	28-30-6-3
27	12/03	COLUMBUS	W	5-0	10-13-2-2	68	03/09	@ Anaheim	L	1-3	28-31-6-3
28	12/07	MINNESOTA	L	2-4	10-14-2-2	69	03/10	@ Los Angeles	T	2-2 OT	28-31-7-3
29	12/09	@ St. Louis	L	4-6	10-15-2-2	70	03/13	DALLAS	L	0-3	28-32-7-3
30	12/10	ST. LOUIS	L	1-6	10-16-2-2	71	03/15	NASHVILLE	W	3-2	29-32-7-3
31	12/13	@ Atlanta	L	1-3	10-17-2-2	72	03/18	ANAHEIM	L	1-4	29-33-7-3
32	12/15	@ Dallas	L	1-4	10-18-2-2	73	03/22	NASHVILLE	L	1-2 OT	29-33-7-4
33	12/16	@ Nashville	W	3-0	11-18-2-2	74	03/24	@ St. Louis	L	1-5	29-34-7-4
34	12/21	VANCOUVER	W	6-4	12-18-2-2	75	03/25	CALGARY	L	1-3	29-35-7-4
35	12/23	@ Ottawa	W	3-2	13-18-2-2	76	03/28	OTTAWA	L	2-5	29-36-7-4
36	12/27	Arizona	T	1-1 OT	13-19-2-2	77	03/29	@ Pittsburgh	L	2-5	29-37-7-4
37	12/29	DETROIT	W	3-2 OT	14-19-2-2	78	04/01	EDMONTON	T	3-3 OT	29-37-8-4
38	12/31	@ Carolina	L	1-2	14-19-3-2	79	04/02	@ New Jersey	L	3-4	29-38-8-4
39	01/03	VANCOUVER	W	6-0	15-19-3-2	80	04/04	CALGARY	L	2-5	29-39-8-4
40	01/05	EDMONTON	L	1-2	15-20-3-2	81	04/06	TORONTO	L	0-1	29-40-8-4
41	01/07	TAMPA BAY	W	7-4	16-20-3-2	82	04/08	@ Columbus	L	3-4 OT	29-40-8-5

PLAYER	GP	G	A	PTS	PIM	PLAYER	GP	G	A	PTS	PIM
SULLIVAN, STEVE	81	34	41	75	54	VON ARX, RETO	19	3	1	4	4
AMONTE, TONY	82	35	29	64	54	ALLISON, JAMIE	44	1	3	4	53
NYLANDER, MICHAEL	82	25	39	64	32	ATCHEYNYUM, BLAIR	19	1	2	3	2
DAZE, ERIC	79	33	24	57	16	MARHA, JOSEF	15	0	3	3	6
ZHAMNOV, ALEX	63	13	36	49	40	THIBAUT, JOCELYN	66	0	3	3	2
#MCAMMOND, DEAN	61	10	16	26	43	KING, KRIS	13	1	0	1	8
HERPERGER, CHRIS	61	10	15	25	20	HANKINSON, CASEY	11	0	1	1	9
SPACEK, JAROSLAV	50	5	18	23	20	BELL, MARK	13	0	1	1	4
MIRONOV, BORIS	66	5	17	22	42	LAROQUE, MICHEL	3	0	0	0	0
PROBERT, BOB	79	7	12	19	103	DOWNNEY, AARON	3	0	0	0	6
QUINTAL, STEPHANE	72	1	18	19	60	*PASSMORE, STEVE	6	0	0	0	4
CALDER, KYLE	45	5	10	15	14	BAUMGARTNER, NOLAN	8	0	0	0	6
KARPOVSEV, ALEXANDER	53	2	13	15	39	TALLAS, ROBBIE	12	0	0	0	0
DEAN, KEVIN	69	0	11	11	30	JANKSENS, MARK	28	0	0	0	33
DUBINSKY, STEVE	60	6	4	10	33						
LEROUX, JEAN-YVES	59	4	4	8	22						
ZELEPUKIN, VALERI	36	3	4	7	18						
VANDENBUSSCHE, RYAN	64	2	5	7	146						
MCALPINE, CHRIS	50	0	6	6	32						
HERIKSSON, ANDERS	13	2	3	5	2						
POAPST, STEVE	36	2	3	5	12						
MCCARTHY, STEVE	44	0	5	5	8						

\* ACQUIRED IN SEASON # TRADED IN SEASON

GOALIES	GP	W	L	T	MIN	GA	SO	AVG
PASSMORE, STEVE	6	0	4	1	340	14	0	2.47
THIBAUT, JOCELYN	66	27	32	7	3,844	180	6	2.81
TALLAS, ROBBIE	12	2	7	0	627	35	0	3.35
LAROQUE, MICHEL	3	0	2	0	152	9	0	3.55

LEADERSHIP
PLAYERS
2019-20
OPPONENTS
TRADITION
RECORDS
PLAYOFFS
HISTORY
MINORS
MEDIA

# HISTORY OF THE BLACKHAWKS

## 2001-02 CHICAGO BLACKHAWKS

41-27-13-1, 96 POINTS, 3RD CENTRAL DIVISION

	GM	DATE	OPPONENT	RESULT	SCORE	RECORD	GM	DATE	OPPONENT	RESULT	SCORE	RECORD
LEADERSHIP	1	10/04	@ Vancouver	W	5-4	1-0-0-0	42	12/30	ANAHEIM	W	2-1	22-12-8-0
	2	10/06	@ Calgary	L	0-4	1-1-0-0	43	12/31	@ Ottawa	W	5-4 OT	23-12-8-0
	3	10/09	@ Edmonton	L	0-1	1-2-0-0	44	01/04	TAMPA BAY	W	2-0	24-12-8-0
	4	10/11	Arizona	W	3-0	2-2-0-0	45	01/06	PITTSBURGH	W	2-0	25-12-8-0
PLAYERS	5	10/12	@ Minnesota	L	4-6	2-3-0-0	46	01/09	@ Colorado	L	3-7	25-13-8-0
	6	10/14	COLUMBUS	T	2-2 OT	2-3-1-0	47	01/10	COLUMBUS	W	2-1	26-13-8-0
	7	10/18	@ Nashville	W	5-3	3-3-1-0	48	01/12	@ Columbus	L	4-5	26-14-8-0
	8	10/20	@ Dallas	T	2-2 OT	3-3-2-0	49	01/14	EDMONTON	W	2-1	27-14-8-0
2019-20	9	10/21	COLORADO	W	4-2	4-3-2-0	50	01/16	@ Florida	W	3-0	28-14-8-0
	10	10/23	CALGARY	W	6-3	5-3-2-0	51	01/18	@ Tampa Bay	T	2-2 OT	28-14-9-0
	11	10/25	SAN JOSE	W	4-2	6-3-2-0	52	01/20	DALLAS	W	3-2	29-14-9-0
	12	10/28	BOSTON	T	3-3 OT	6-3-3-0	53	01/23	Arizona	L	1-4	29-15-9-0
OPPONENTS	13	10/30	LOS ANGELES	W	5-1	7-3-3-0	54	01/25	ST. LOUIS	W	2-1	30-15-9-0
	14	11/01	@ Los Angeles	W	3-2	8-3-3-0	55	01/28	@ Boston	L	1-2	30-16-9-0
	15	11/02	@ Anaheim	L	2-5	8-4-3-0	56	01/30	@ New Jersey	L	1-3	30-17-9-0
	16	11/04	DETROIT	W	5-4	9-4-3-0	57	02/06	@ Arizona	W	5-2	31-17-9-0
TRAITION	17	11/06	PHILADELPHIA	W	2-1	10-4-3-0	58	02/08	@ San Jose	L	2-4	31-18-9-0
	18	11/09	VANCOUVER	W	3-1	11-4-3-0	59	02/09	@ Colorado	W	3-2	32-18-9-0
	19	11/11	SAN JOSE	W	3-2 OT	12-4-3-0	60	02/13	FLORIDA	W	5-4	33-18-9-0
	20	11/13	@ Vancouver	L	2-3	12-5-3-0	61	02/26	@ Philadelphia	L	4-5	33-19-9-0
RECORDS	21	11/15	@ Calgary	T	2-2 OT	12-5-4-0	62	02/27	MONTREAL	L	2-3	33-20-9-0
	22	11/16	@ Edmonton	L	1-7	12-6-4-0	63	03/03	ANAHEIM	W	2-1	34-20-9-0
	23	11/21	@ Nashville	L	3-4	12-7-4-0	64	03/05	CAROLINA	L	1-2 OT	34-20-9-1
	24	11/23	@ Columbus	T	2-2 OT	12-7-5-0	65	03/07	NY RANGERS	W	5-1	35-20-9-1
PLAYOFFS	25	11/25	@ Detroit	T	4-4 OT	12-7-6-0	66	03/11	@ Los Angeles	L	1-2	35-21-9-1
	26	11/28	VANCOUVER	T	3-3 OT	12-7-7-0	67	03/12	@ Arizona	L	1-3	35-22-9-1
	27	11/30	TORONTO	L	1-2	12-8-7-0	68	03/15	@ Anaheim	T	1-1 OT	35-22-10-1
	28	12/01	@ Toronto	L	1-4	12-9-7-0	69	03/16	@ San Jose	T	2-2 OT	35-22-11-1
HISTORY	29	12/03	@ Montreal	W	3-2	13-9-7-0	70	03/18	DALLAS	T	2-2 OT	35-22-12-1
	30	12/05	MINNESOTA	W	4-2	14-9-7-0	71	03/20	NEW JERSEY	L	1-3	35-23-12-1
	31	12/07	NY ISLANDERS	W	4-3	15-9-7-0	72	03/24	ST. LOUIS	W	4-3 OT	36-23-12-1
	32	12/09	LOS ANGELES	L	2-5	15-10-7-0	73	03/27	NASHVILLE	W	4-1	37-23-12-1
MINORS	33	12/12	ST. LOUIS	T	2-2 OT	15-10-8-0	74	03/29	@ Minnesota	W	3-1	38-23-12-1
	34	12/14	@ Atlanta	W	3-1	16-10-8-0	75	03/31	MINNESOTA	W	2-1	39-23-12-1
	35	12/15	@ Nashville	L	2-5	16-11-8-0	76	04/03	NASHVILLE	L	1-3	39-24-12-1
	36	12/17	@ Detroit	W	2-0	17-11-8-0	77	04/05	@ St. Louis	L	1-5	39-25-12-1
MEDIA	37	12/19	@ Buffalo	W	6-5	18-11-8-0	78	04/07	CALGARY	W	3-2	40-25-12-1
	38	12/21	EDMONTON	W	5-1	19-11-8-0	79	04/09	@ Washington	L	1-3	40-26-12-1
	39	12/23	DETROIT	L	0-5	19-12-8-0	80	04/10	@ Detroit	T	3-3 OT	40-26-13-1
	40	12/26	@ St. Louis	W	3-1	20-12-8-0	81	04/12	@ Dallas	L	1-3	40-27-13-1
	41	12/27	COLORADO	W	3-1	21-12-8-0	82	04/14	COLUMBUS	W	2-0	41-27-13-1

PLAYER	GP	G	A	PTS	PIM	PLAYER	GP	G	A	PTS	PIM
DAZE, ERIC	82	38	32	70	36	CAMPBELL, JIM	9	1	1	2	4
ZHAMNOV, ALEX	77	22	45	67	67	*DOELEN, LYLE	12	0	2	2	4
AMONTE, TONY	82	27	39	66	67	CHEBATURKIN, VLADIMIR	13	0	2	2	6
NYLANDER, MICHAEL	82	15	46	61	50	REEKIE, JOE	17	0	2	2	28
SULLIVAN, STEVE	78	21	39	60	67	HRHEAUME, PASCAL	19	0	2	2	4
CALDER, KYLE	81	17	36	53	47	#DUBINSKY, STEVE	3	1	0	1	4
HOUSLEY, PHIL	80	15	24	39	34	DOWNNEY, AARON	36	1	0	1	76
KOROLEV, IGOR	82	9	20	29	20	HENDERSON, MATT	4	0	1	1	0
BELL, MARK	80	12	16	28	124	PASSMORE, STEVE	23	0	1	1	2
KLEMM, JON	82	4	16	20	42	HANKINSON, CASEY	3	0	0	0	0
MIRONOV, BORIS	64	4	14	18	68	MCCARTHY, STEVE	3	0	0	0	2
THOMAS, STEVE	34	11	4	15	17	THIBAUT, JOCELYN	67	0	0	0	2
#SPACE, JAROSLAV	60	3	10	13	29						
KARPOVTSYEV, ALEXANDER	65	1	9	10	40						
POAPST, STEVE	56	1	7	8	30						
PELIUSO, MIKE	37	4	2	6	19						
WHITE, PETER	48	3	3	6	10						
ARMASON, TYLER	21	3	1	4	4						
*FITZGERALD, TOM	15	1	3	4	6						
PROBERT, BOB	61	1	3	4	176						
VANDENBUSSCHE, RYAN	50	1	2	3	103						
MALPINE, CHRIS	40	0	3	3	36						

GOALIES	GP	W	L	T	MINS	GA	SO	AVG
PASSMORE, STEVE	25	8	5	4	1,142	43	0	2.26
THIBAUT, JOCELYN	67	33	23	9	3,838	159	6	2.49

\* ACQUIRED IN SEASON # TRADED IN SEASON

# HISTORY OF THE BLACKHAWKS

## 2002-03 CHICAGO BLACKHAWKS

30-33-13-6, 79 POINTS, 3RD CENTRAL DIVISION

GM	DATE	OPPONENT	RESULT	SCORE	RECORD	GM	DATE	OPPONENT	RESULT	SCORE	RECORD
1	10/10	@ Columbus	L	1-2	0-1-0-0	42	01/09	@ Dallas	L	3-4 OT	19-13-8-2
2	10/13	BUFFALO	W	3-0	1-1-0-0	43	01/12	NASHVILLE	W	2-0	20-13-8-3
3	10/17	FLORIDA	W	4-1	2-1-0-0	44	01/13	@ Detroit	L	4-5 OT	20-13-8-3
4	10/19	CALGARY	L	2-5	2-2-0-0	45	01/15	DETROIT	W	4-1	21-13-8-3
5	10/24	MINNESOTA	L	2-3	2-3-0-0	46	01/17	VANCOUVER	L	2-4	21-14-8-3
6	10/26	@ Carolina	T	3-3 OT	2-3-1-0	47	01/18	@ St. Louis	L	2-4	21-15-8-3
7	10/27	SAN JOSE	W	3-2	3-3-1-0	48	01/20	@ Columbus	L	1-5	21-16-8-3
8	10/29	COLUMBUS	W	3-2	4-3-1-0	49	01/23	ST. LOUIS	T	3-3 OT	21-16-9-3
9	10/31	LOS ANGELES	W	2-1 OT	5-3-1-0	50	01/25	@ Pittsburgh	L	3-5	21-17-9-3
10	11/02	@ New Jersey	L	1-5	5-4-1-0	51	01/26	@ Montreal	L	3-4	21-18-9-3
11	11/03	EDMONTON	L	1-4	5-5-1-0	52	01/30	@ Boston	W	3-1	22-18-9-3
12	11/05	@ Detroit	W	2-0	6-5-1-0	53	02/05	@ Minnesota	L	1-2	22-19-9-3
13	11/07	ATLANTA	W	5-0	7-5-1-0	54	02/06	@ Calgary	T	2-2 OT	22-19-10-3
14	11/09	@ Tampa Bay	W	3-2 OT	8-5-1-0	55	02/08	@ Edmonton	W	3-0	23-19-10-3
15	11/11	@ Florida	T	2-2 OT	8-5-2-0	56	02/10	@ Vancouver	L	1-2	23-20-10-3
16	11/15	WASHINGTON	T	2-2 OT	8-5-3-0	57	02/12	TORONTO	L	1-3	23-21-10-3
17	11/17	NASHVILLE	W	4-2	9-5-3-0	58	02/14	SAN JOSE	L	2-4	23-22-10-3
18	11/19	@ Edmonton	L	1-3	9-6-3-0	59	02/15	@ Columbus	W	7-1	24-22-10-3
19	11/20	@ Vancouver	L	3-5	9-7-3-0	60	02/17	COLORADO	L	4-5	24-23-10-3
20	11/23	@ Calgary	L	1-3	9-8-3-0	61	02/20	Arizona	L	1-2	24-24-10-3
21	11/25	@ Colorado	L	0-1	9-9-3-0	62	02/23	DALLAS	L	0-3	24-25-10-3
22	11/28	@ Arizona	W	4-2	10-9-3-0	63	02/25	PHILADELPHIA	L	0-2	24-26-10-3
23	11/30	@ Los Angeles	L	1-4	10-10-3-0	64	02/27	@ Philadelphia	L	2-5	24-27-10-3
24	12/01	@ Anaheim	L	2-3	10-11-3-0	65	03/01	@ Nashville	L	4-5 OT	24-27-10-4
25	12/04	OTTAWA	W	1-0	11-11-3-0	66	03/02	COLORADO	L	2-3 OT	24-27-10-5
26	12/06	ANAHEIM	L	3-4	11-12-3-0	67	03/05	@ Dallas	L	4-7	24-28-10-5
27	12/08	TAMPA BAY	W	3-1	12-12-3-0	68	03/07	CALGARY	L	0-2	24-29-10-5
28	12/10	@ NY Islanders	W	3-2	13-12-3-0	69	03/09	BOSTON	W	8-5	25-29-10-5
29	12/11	@ NY Rangers	W	4-3	14-12-3-0	70	03/12	@ Anaheim	L	2-5	25-30-10-5
30	12/13	@ Buffalo	T	1-1 OT	14-12-4-0	71	03/14	@ Arizona	W	4-0	26-30-10-5
31	12/15	DALLAS	L	0-5	14-13-4-0	72	03/17	@ San Jose	W	3-2 OT	27-30-10-5
32	12/17	VANCOUVER	W	3-2	15-13-4-0	73	03/19	ANAHEIM	L	3-4	27-31-10-5
33	12/20	COLUMBUS	W	3-1	16-13-4-0	74	03/22	@ Colorado	L	1-8	27-32-10-5
34	12/22	LOS ANGELES	W	3-1	17-13-4-0	75	03/23	PITTSBURGH	T	1-1 OT	27-32-11-5
35	12/26	MINNESOTA	T	2-2 OT	17-13-5-0	76	03/25	NY ISLANDERS	L	2-9	27-33-11-5
36	12/28	@ San Jose	T	3-3 OT	17-13-6-0	77	03/27	NASHVILLE	W	4-1	28-33-11-5
37	12/30	@ Los Angeles	W	2-0	18-13-6-0	78	03/28	@ Minnesota	L	3-4 OT	28-33-11-6
38	01/02	@ St. Louis	W	4-1	19-13-6-0	79	03/30	EDMONTON	T	4-4 OT	28-33-12-6
39	01/04	@ Nashville	T	3-3 OT	19-13-7-0	80	04/03	@ St. Louis	W	6-4	29-33-12-6
40	01/05	DETROIT	L	3-4 OT	19-13-7-1	81	04/04	ST. LOUIS	T	2-2 OT	29-33-13-6
41	01/08	Arizona	T	0-0 OT	19-13-8-1	82	04/06	DETROIT	W	4-3 OT	30-33-13-6

PLAYER	GP	G	A	PTS	PIM
SULLIVAN, STEVE	82	26	35	61	42
ZHAMINOV, ALEX	74	15	43	58	70
DAZE, ERIC	54	22	22	44	14
CALDER, KYLE	82	15	27	42	40
ARNASON, TYLER	82	19	20	39	20
FLEURY, THEOREN	54	12	21	33	77
HBEREZIN, SERGEI	66	18	13	31	8
BELL, MARK	82	14	15	29	113
RHOUSLEY, PHIL	57	6	23	29	24
DEMPSEY, NATHAN	67	5	23	28	26
*NIKOLISHIN, ANDREI	60	6	15	21	26
*SIMON, CHRIS	61	12	6	18	125
*THOMAS, STEVE	69	4	13	17	51
KLEMM, JON	70	2	14	16	44
KARPOVTSYEV, ALEXANDER	40	4	10	14	12
POAPST, STEVE	75	2	11	13	50
*EASTWOOD, MIKE	53	2	10	12	24
HODELEIN, LYLE	65	7	4	11	76
KOROLEV, IGOR	48	4	5	9	30
RADULOV, IGOR	7	5	0	5	4
STRUDWICK, JASON	48	2	3	5	87
MCCARTHY, STEVE	57	1	4	5	23
*MIRONOV, BORIS	20	3	1	4	22
*HNYLANDER, MICHAEL	9	0	4	4	4
THORNTON, SHAWN	13	1	1	2	31

PLAYER	GP	G	A	PTS	PIM
HENRY, BURKE	16	0	2	2	9
GILL, TODD	5	0	1	1	0
WHITE, PETER	6	0	1	1	0
*HELENUS, SAMI	10	0	1	1	28
VALK, GARRY	16	0	1	1	6
MCLEAN, BRETT	2	0	0	0	0
DEBRUSK, LOUIE	4	0	0	0	7
ANDERSON, CRAIG	6	0	0	0	0
LEIGHTON, MICHAEL	8	0	0	0	0
PASSMORE, STEVE	11	0	0	0	4
VANDENBUSCH, RYAN	22	0	0	0	58
THIBAUT, JOCELYN	62	0	0	0	4

\* ACQUIRED IN SEASON # TRADED IN SEASON

GOALIES	GP	W	L	T	MINS	GA	SO	AVG
THIBAUT, JOCELYN	62	26	28	7	3,650	144	8	2.57
LEIGHTON, MICHAEL	8	2	3	2	447	21	1	2.82
PASSMORE, STEVE	11	2	5	2	617	38	0	3.70
ANDERSON, CRAIG	6	0	3	2	270	18	0	4.00

LEADERSHIP
PLAYERS
2019-20
OPPONENTS
TRADITION
RECORDS
PLAYOFFS
HISTORY
MINORS
MEDIA

# HISTORY OF THE BLACKHAWKS

## 2003-04 CHICAGO BLACKHAWKS

20-43-11-8, 59 POINTS, 5TH CENTRAL DIVISION

	GM	DATE	OPPONENT	RESULT	SCORE	RECORD	GM	DATE	OPPONENT	RESULT	SCORE	RECORD
LEADERSHIP	1	10/08	MINNESOTA	W	1-0	1-0-0-0	42	01/07	@ Minnesota	L	4-7	10-21-4-4
	2	10/10	@ Colorado	L	0-5	1-1-0-0	43	01/08	CALGARY	W	3-1	11-21-4-4
	3	10/12	LOS ANGELES	L	2-4	1-2-0-0	44	01/11	COLORADO	L	4-5 OT	11-21-5
	4	10/16	@ Columbus	L	1-2	1-3-0-0	45	01/12	@ St. Louis	L	4-7	11-22-5
PLAYERS	5	10/17	@ Atlanta	L	2-7	1-4-0-0	46	01/14	@ Detroit	L	2-4	11-23-5
	6	10/19	NASHVILLE	W	3-1	2-4-0-0	47	01/18	LOS ANGELES	L	1-2	11-24-5
	7	10/23	@ San Jose	T	3-3 OT	2-4-1-0	48	01/21	@ Minnesota	L	2-4	11-25-5
	8	10/25	@ Los Angeles	W	3-2	3-4-1-0	49	01/22	COLUMBUS	W	7-0	12-25-5
2019-20	9	10/26	@ Anaheim	T	1-1 OT	3-4-2-0	50	01/24	@ Columbus	L	3-4	12-26-5
	10	10/28	@ Arizona	T	2-2 OT	3-4-3-0	51	01/27	@ Vancouver	L	2-3	12-27-5
	11	10/30	PITTSBURGH	L	0-1	3-5-3-0	52	02/29	@ Edmonton	L	2-5	12-28-5
	12	11/01	@ St. Louis	W	3-2	4-5-3-0	53	03/30	@ Calgary	W	5-3	13-28-5
OPPONENTS	13	11/02	ANAHEIM	W	3-1	5-5-3-0	54	02/01	@ Montreal	L	4-6	13-29-5
	14	11/07	@ Nashville	W	2-1	6-5-3-0	55	02/03	@ Toronto	W	4-1	14-29-5
	15	11/09	COLORADO	L	3-4 OT	6-5-3-1	56	02/11	NASHVILLE	W	5-2	15-29-5
	16	11/10	@ Detroit	L	0-3	6-6-3-1	57	02/14	BOSTON	W	2-1 OT	16-29-5
TRADITION	17	11/12	CALGARY	L	2-6	6-7-3-1	58	02/15	WASHINGTON	L	0-4	16-30-5
	18	11/14	DETROIT	L	3-4 OT	6-7-3-2	59	02/19	SAN JOSE	L	3-6	16-31-5
	19	11/16	NY RANGERS	T	2-2 OT	6-7-4-2	60	02/22	ST. LOUIS	W	3-2 OT	17-31-5
	20	11/18	@ Edmonton	L	2-5	6-8-4-2	61	02/24	@ Philadelphia	L	1-3	17-32-5
RECORDS	21	11/20	@ Vancouver	L	2-3 OT	6-8-4-3	62	02/25	@ Columbus	W	4-3	18-32-5
	22	11/22	@ Calgary	L	1-2	6-9-4-3	63	02/27	COLUMBUS	L	3-4	18-33-5
	23	11/26	@ San Jose	L	2-3	6-10-4-3	64	02/29	FLORIDA	T	2-2 OT	18-33-5
	24	11/28	@ Anaheim	L	3-4	6-11-4-3	65	03/01	@ Nashville	T	2-2 OT	18-33-5
PLAYOFFS	25	11/29	@ Los Angeles	L	1-3	6-12-4-3	66	03/03	TAMPA BAY	L	3-5	18-34-5
	26	12/03	BUFFALO	L	2-3	6-13-4-3	67	03/05	ANAHEIM	L	2-5	18-35-5
	27	12/06	@ NY Islanders	L	2-5	6-14-4-3	68	03/07	EDMONTON	L	3-4 OT	18-35-9-6
	28	12/07	Arizona	T	2-2 OT	6-14-5-3	69	03/11	@ New Jersey	L	4-6	18-36-9-6
MILWAUKEE	29	12/11	DETROIT	W	4-3 OT	7-14-5-3	70	03/12	@ Washington	W	4-3	19-36-9-6
	30	12/12	@ Dallas	L	0-1	7-15-5-3	71	03/14	DALLAS	L	0-4	19-37-9-6
	31	12/14	DALLAS	T	1-1 OT	7-15-6-3	72	03/17	CAROLINA	L	2-3	19-38-9-6
	32	12/18	@ Ottawa	L	1-6	7-16-6-3	73	03/19	VANCOUVER	W	4-3 OT	20-38-9-6
MONTREAL	33	12/19	@ Detroit	L	2-3	7-17-6-3	74	03/21	Arizona	T	2-2 OT	20-38-10-6
	34	12/21	NEW JERSEY	T	2-2 OT	7-17-7-3	75	03/23	@ Colorado	T	2-2 OT	20-38-11-6
	35	12/23	ST. LOUIS	W	3-0	8-17-7-3	76	03/25	MINNESOTA	L	2-8	20-39-11-6
	36	12/26	COLUMBUS	L	1-4	8-18-7-3	77	03/27	@ St. Louis	L	3-4 OT	20-39-11-7
PHOENIX	37	12/28	DETROIT	W	3-0	9-18-7-3	78	03/28	ST. LOUIS	L	1-3	20-40-11-7
	38	12/29	@ Pittsburgh	L	0-1	9-19-7-3	79	03/30	@ Nashville	L	2-5	20-41-11-7
	39	12/31	VANCOUVER	L	3-4 OT	9-19-7-4	80	04/01	NASHVILLE	L	1-3	20-42-11-8
	40	01/02	SAN JOSE	W	2-1	10-19-7-4	81	04/03	@ Arizona	L	1-2	20-42-11-8
SAN ANTONIO	41	01/04	EDMONTON	L	3-4	10-20-7-4	82	04/04	@ Dallas	L	2-5	20-43-11-8

	PLAYER	GP	G	A	PTS	PIM	PLAYER	GP	G	A	PTS	PIM
HISTORY	ARNASON, TYLER	82	22	33	55	16	MCCARTHY, STEVE	25	1	3	4	8
	BERARD, BRYAN	58	13	34	47	53	STRUDWICK, JASON	54	1	3	4	73
	BELL, MARK	82	21	24	45	106	*NICKULAS, ERIC	21	1	1	2	8
	RIUTU, TUOMO	82	23	21	44	58	BARCHUK, ANTON	5	0	2	2	2
MINORS	*SULLIVAN, STEVE	56	15	28	43	36	LEIGHTON, MICHAEL	34	0	2	2	2
	CALDER, KYLE	66	21	18	39	29	THORNTON, SHAWN	8	1	0	1	23
	MCLEAN, BRETT	76	11	20	31	54	LAING, QUINN	3	0	1	1	0
	*DEMPSEY, NATHAN	58	8	17	25	30	BARINKA, MICHAEL	9	0	1	1	6
MEDIA	#HAMMOV, ALEX	23	6	12	18	14	ELLISON, MATT	10	0	1	1	0
	NICHOL, SCOTT	75	7	11	18	145	KUKKONEN, LASSE	10	0	1	1	4
	KOROLEV, IGOR	62	3	10	13	22	#KLEMM, JON	19	0	1	1	20
	*NIEMINEN, VILLE	60	2	11	13	40	AITKEN, JOHNATHAN	41	0	1	1	70
MONTREAL	*VANDERMEER, JIM	23	2	10	12	58	UNDERHILL, MATT	1	0	0	0	0
	*ROBIDAS, STEPHANE	45	2	10	12	33	MUNRO, ADAM	7	0	0	0	2
	DAZE, ERIC	19	4	7	11	0	PASSMORE, STEVE	9	0	0	0	0
	RADULOV, IGOR	36	4	7	11	18	THIBAUT, JOCELYN	14	0	0	0	0
PHOENIX	QUINT, DERON	51	4	7	11	18	ANDERSON, CRAIG	21	0	0	0	4
	YAKUBOV, MIKHAIL	30	1	7	8	8						
	#KARPOVITSEV, ALEXANDER	24	0	7	7	14						
	MOEN, TRAVIS	82	4	2	6	142						
SAN ANTONIO	HENRY, BURKE	23	2	4	6	24						
	VANDENBUSSCHE, RYAN	65	4	1	5	120						
	KEITH, MATT	20	2	3	5	10						
	POAPST, STEVE	53	2	2	4	26						
SAN JOSE	VOROBEV, PAVEL	18	1	3	4	4						

\* ACQUIRED IN SEASON # TRADED IN SEASON

GOALIES	GP	W	L	T	MINS	GA	SO	AVG
ANDERSON, CRAIG	21	6	14	0	1,205	57	1	2.84
THIBAUT, JOCELYN	14	5	7	2	821	39	1	2.85
PASSMORE, STEVE	9	2	6	0	478	23	0	2.89
LEIGHTON, MICHAEL	34	6	18	8	1,988	99	2	2.99
MUNRO, ADAM	7	1	5	1	426	26	0	3.66
UNDERHILL, MATT	1	0	1	0	61	4	0	3.93

# HISTORY OF THE BLACKHAWKS

## 2005-06 CHICAGO BLACKHAWKS

26-43-13, 65 POINTS, 4TH CENTRAL DIVISION

GM	DATE	OPPONENT	RESULT	SCORE	RECORD	GM	DATE	OPPONENT	RESULT	SCORE	RECORD
1	10/05	ANAHEIM	L	3-5	0-1-0	42	01/00	@ Washington	W	4-3 OT	14-24-4
2	10/07	SAN JOSE	W	6-3	1-1-0	43	01/01	PHILADELPHIA	L	2-5	14-25-4
3	10/09	COLUMBUS	L	2-3	1-2-0	44	01/03	PITTSBURGH	W	4-1	15-25-4
4	10/11	@ St. Louis	L	1-4	1-3-0	45	01/05	NEW JERSEY	L	2-3 SO	15-25-5
5	10/14	@ Colorado	W	3-2 SO	2-3-0	46	01/07	NY ISLANDERS	L	1-2 OT	15-25-6
6	10/15	@ San Jose	L	3-4	2-4-0	47	01/09	COLORADO	W	4-2	16-25-6
7	10/18	@ Vancouver	L	2-6	2-5-0	48	01/20	@ Minnesota	L	1-4	16-26-6
8	10/23	MINNESOTA	W	4-2	3-5-0	49	01/22	MINNESOTA	L	2-3	16-27-6
9	10/25	@ Nashville	L	3-5	3-6-0	50	01/26	CALGARY	W	2-0	17-27-6
10	10/27	@ Detroit	L	2-5	3-7-0	51	01/29	CALGARY	L	3-5	17-28-6
11	10/29	DETROIT	L	2-4	3-8-0	52	02/02	@ St. Louis	L	5-6 SO	17-28-7
12	11/01	@ Detroit	L	1-4	3-9-0	53	02/04	@ Nashville	L	0-6	17-29-7
13	11/02	@ St. Louis	W	6-5 OT	4-9-0	54	02/07	@ Arizona	W	3-1	18-29-7
14	11/04	@ Dallas	L	1-9	4-10-0	55	02/08	@ San Jose	L	1-2	18-30-7
15	11/06	Arizona	W	2-1 OT	5-10-0	56	02/11	@ Los Angeles	L	4-5 OT	18-30-8
16	11/10	@ St. Louis	W	4-2	6-10-0	57	02/12	@ Anaheim	L	1-4	18-31-8
17	11/11	LOS ANGELES	L	2-4	6-11-0	58	03/01	NASHVILLE	W	3-0	19-31-8
18	11/13	EDMONTON	W	3-1	7-11-0	59	03/03	VANCOUVER	L	4-5 SO	19-31-9
19	11/18	@ Calgary	W	5-2	8-11-0	60	03/05	DALLAS	L	2-7	19-32-9
20	11/19	@ Edmonton	W	4-3	9-11-0	61	03/07	@ Columbus	W	3-1	20-32-9
21	11/22	@ Vancouver	L	1-3	9-12-0	62	03/09	COLORADO	L	1-2	20-33-9
22	11/26	@ Los Angeles	L	2-3	9-13-0	63	03/11	@ Detroit	L	4-6	20-34-9
23	11/27	@ Anaheim	L	1-3	9-14-0	64	03/12	DETROIT	L	3-5	20-35-9
24	11/30	LOS ANGELES	W	3-2	10-14-0	65	03/15	COLUMBUS	W	3-2	21-35-9
25	12/02	@ Tampa Bay	L	2-3 SO	10-14-1	66	03/17	ANAHEIM	L	1-2	21-36-9
26	12/03	@ Florida	L	3-4 OT	10-14-2	67	03/19	Arizona	L	2-3	21-37-9
27	12/07	NY RANGERS	W	2-1 OT	11-14-2	68	03/23	@ Arizona	L	3-4	21-38-9
28	12/11	@ Atlanta	W	5-4 SO	12-14-2	69	03/24	@ Dallas	L	2-3 SO	21-38-10
29	12/13	@ Carolina	L	3-5	12-15-2	70	03/26	SAN JOSE	L	4-5 OT	21-38-11
30	12/15	@ Nashville	L	3-5	12-16-2	71	03/29	ST. LOUIS	W	3-2 OT	22-38-11
31	12/16	ST. LOUIS	W	5-1	13-16-2	72	03/31	@ Detroit	W	3-2 OT	23-38-11
32	12/18	DALLAS	L	3-5	13-17-2	73	04/01	@ Columbus	L	2-5	23-39-11
33	12/21	NASHVILLE	L	1-6	13-18-2	74	04/03	@ Colorado	L	3-4	23-40-11
34	12/23	DETROIT	L	2-3 OT	13-18-3	75	04/05	NASHVILLE	W	4-3	24-40-11
35	12/26	@ Columbus	L	3-4 OT	13-18-4	76	04/07	EDMONTON	L	3-4 OT	24-40-12
36	12/28	ST. LOUIS	L	1-2	13-19-4	77	04/08	@ Nashville	L	1-2 SO	24-40-13
37	12/30	COLUMBUS	L	2-3	13-20-4	78	04/11	@ Minnesota	L	0-2	24-41-13
38	01/02	@ Calgary	L	2-3	13-21-4	79	04/13	DETROIT	L	3-7	24-42-13
39	01/03	@ Edmonton	L	0-5	13-22-4	80	04/15	@ Columbus	L	2-5	24-43-13
40	01/05	VANCOUVER	L	2-3	13-23-4	81	04/16	COLUMBUS	W	4-3	25-43-13
41	01/08	NASHVILLE	L	1-5	13-24-4	82	04/18	ST. LOUIS	W	3-2 OT	26-43-13

NOTE: 2005-06 was the first season in which games were determined by a shootout if they were undecided after regulation and a 5-minute, 4-on-4 overtime period.

PLAYER	GP	G	A	PTS	PIM	PLAYER	GP	G	A	PTS	PIM
CALDER, KYLE	79	26	33	59	52	#BABCHUK, ANTON	17	2	3	5	16
BELL, MARK	82	25	23	48	107	BYFUGLIEN, DUSTIN	25	3	2	5	24
#ARNASON, TYLER	60	13	28	41	40	RUKUTU, TUOMO	15	2	3	5	31
*VRBATA, RADIM	45	13	21	34	16	#YAKUBOV, MIKHAIL	10	1	2	3	8
BOURQUE, RENÉ	77	16	18	34	56	#SIMPSON, TODD	45	0	3	3	116
SEABROOK, BRENT	69	5	27	32	60	MORGAN, JASON	7	1	1	2	6
LAPORTE, MARTIN	82	14	17	31	106	BROWN, MIKE	2	0	1	1	9
*SHARP, PATRICK	50	9	14	23	36	*RICHMOND, DANNY	10	0	0	0	18
BARNABY, MATTHEW	82	8	20	28	78	BARNIKA, MICHAL	25	0	1	1	20
#SPACEK, JAROSLAV	45	7	17	24	72	KEITH, MATT	2	0	0	0	0
VANDERMEER, JIM	76	6	18	24	116	DAZE, ERIC	1	0	0	0	2
VOROBIEV, PAVEL	39	9	12	21	34	ST. PIERRE, MARTIN	2	0	0	0	0
KEITH, DUNCAN	81	9	12	21	79	BARKER, CAM	1	0	0	0	0
HOLMOVIST, MICHAEL	72	10	10	20	16	THORNTON, SHAWN	10	0	0	0	16
*BOCHENSKI, BRANDON	20	2	2	4	8						
CILLEN, MARK	29	7	9	16	2						
#DOWD, JIM	60	3	12	15	38						
BROWN, CURTIS	71	5	10	15	38						
#ELLISON, MATT	26	3	9	12	17						
*HILBERT, ANDY	28	5	4	9	22						
WISNIEWSKI, JAMES	19	2	5	7	36						
CULLIMORE, JASSEN	54	1	6	7	53						
*BARTOVIC, MILAN	24	1	6	7	8						
AUCON, ADRIAN	33	1	5	6	38						

\* ACQUIRED IN SEASON # TRADED IN SEASON

GOALIES	GP	W	L	T	MINS	GA	SO	AVG
KHABIBULIN, NIKOLAI	50	17	26	6	2,815	157	0	.886
ANDERSON, CRAIG	29	6	12	4	1,553	86	1	.886
MUNRO, ADAM	10	3	5	2	501	25	1	.893
CRAWFORD, COREY	2	0	0	1	86	5	0	.878

LEADERSHIP
PLAYERS
2019-20
OPPONENTS
TRADITION
RECORDS
PLAYOFFS
HISTORY
MINORS
MEDIA

# HISTORY OF THE BLACKHAWKS

## 2006-07 CHICAGO BLACKHAWKS

31-42-9, 71 POINTS, 5TH CENTRAL DIVISION

	GM	DATE	OPPONENT	RESULT	SCORE	RECORD	GM	DATE	OPPONENT	RESULT	SCORE	RECORD
LEADERSHIP	1	10/05	@ Nashville	W	8-6	1-0-0	42	01/07	Arizona	L	2-4	17-20-5
	2	10/07	COLUMBUS	L	4-5	1-1-0	43	01/10	BUFFALO	L	1-2	17-21-5
	3	10/12	NASHVILLE	W	3-1	2-1-0	44	01/13	@ Detroit	L	3-6	17-22-5
	4	10/14	@ St. Louis	L	3-4	2-2-0	45	01/14	MINNESOTA	L	3-4 SO	17-22-6
PLAYERS	5	10/16	@ Colorado	W	5-3	3-2-0	46	01/16	COLUMBUS	L	4-5 OT	17-22-7
	6	10/18	MONTREAL	W	2-1	4-2-0	47	01/19	MINNESOTA	L	0-3	17-23-7
	7	10/20	@ Dallas	L	4-5	4-3-0	48	01/20	@ Nashville	L	3-6	17-24-7
	8	10/21	ST. LOUIS	L	3-4	4-4-0	49	01/26	NASHVILLE	L	1-3	17-25-7
2019-20	9	10/25	VANCOUVER	L	0-5	4-5-0	50	01/28	CALGARY	W	4-3 OT	18-25-7
	10	10/28	ANAHEIM	L	0-3	4-6-0	51	02/01	@ Los Angeles	W	3-2 OT	19-25-7
	11	10/30	@ Philadelphia	L	0-3	4-7-0	52	02/03	@ San Jose	L	2-4	19-26-7
	12	10/31	@ NY Islanders	L	2-5	4-8-0	53	02/06	@ Calgary	W	3-2 SO	20-26-7
OPPONENTS	13	11/02	DETROIT	L	1-2	4-9-0	54	02/07	@ Vancouver	W	3-0	21-26-7
	14	11/09	@ New Jersey	L	1-2 SO	4-9-1	55	02/09	@ Edmonton	L	1-2	21-27-7
	15	11/10	ST. LOUIS	W	3-1	5-9-1	56	02/11	@ Columbus	W	5-4	22-27-7
	16	11/12	COLUMBUS	W	1-0	6-9-1	57	02/14	@ Pittsburgh	L	4-5 SO	22-27-8
TRAITION	17	11/16	@ Arizona	L	2-5 SO	6-9-2	58	02/16	VANCOUVER	L	1-2 SO	22-27-9
	18	11/17	@ Anaheim	W	4-3 SO	7-9-2	59	02/18	@ NY Rangers	L	1-2	22-28-9
	19	11/19	@ Vancouver	L	1-2	7-10-2	60	02/21	@ Detroit	L	2-4	22-29-9
	20	11/22	@ Calgary	L	1-4	7-11-2	61	02/22	SAN JOSE	L	0-2	22-30-9
RECORDS	21	11/24	@ Edmonton	L	1-5	7-12-2	62	02/25	ST. LOUIS	W	5-1	23-30-9
	22	11/29	DALLAS	W	2-1	8-12-2	63	02/27	DETROIT	L	1-4	23-31-9
	23	12/01	ST. LOUIS	W	5-2	9-12-2	64	03/01	COLORADO	L	1-6	23-32-9
	24	12/02	@ Nashville	W	4-3 OT	10-12-2	65	03/02	@ Detroit	L	2-6	23-33-9
PLAYOFFS	25	12/05	@ Minnesota	L	2-3 SO	10-12-3	66	03/04	OTTAWA	W	4-3 SO	24-33-9
	26	12/07	Arizona	L	1-2 SO	10-12-4	67	03/06	LOS ANGELES	W	3-0	25-33-9
	27	12/09	@ Minnesota	L	4-5 OT	10-12-5	68	03/10	@ Arizona	W	7-5	26-33-9
	28	12/10	EDMONTON	W	4-1	11-12-5	69	03/15	@ San Jose	L	1-7	26-34-9
HISTORY	29	12/12	@ St. Louis	W	3-2	12-12-5	70	03/17	@ Los Angeles	W	4-3 SO	27-34-9
	30	12/14	DETROIT	L	2-3	12-13-5	71	03/16	@ Anaheim	L	2-5	27-35-9
	31	12/16	@ Columbus	W	6-4	13-13-5	72	03/20	@ Columbus	L	2-5	27-36-9
	32	12/17	COLORADO	W	2-1	14-13-5	73	03/21	SAN JOSE	L	1-4	27-37-9
MINORS	33	12/20	NASHVILLE	L	1-2	14-14-5	74	03/23	LOS ANGELES	L	1-2	27-38-9
	34	12/22	TORONTO	W	3-1	15-14-5	75	03/25	CALGARY	L	2-3	27-39-9
	35	12/23	@ Colorado	L	2-3	15-15-5	76	03/28	ANAHEIM	L	1-3	27-40-9
	36	12/26	DALLAS	W	2-1	16-15-5	77	03/30	COLUMBUS	W	3-1	28-40-9
MEDIA	37	12/29	BOSTON	L	3-5	16-16-5	78	04/01	EDMONTON	W	2-1	29-40-9
	38	12/31	@ Columbus	L	1-3	16-17-5	79	04/03	@ Nashville	W	3-2 SO	30-40-9
	39	01/02	@ St. Louis	W	4-1	17-17-5	80	04/05	DETROIT	W	3-2 SO	31-40-9
	40	01/04	@ St. Louis	L	0-2	17-18-5	81	04/07	@ Detroit	L	2-7	31-41-9
	41	01/05	NASHVILLE	L	3-8	17-19-5	82	04/08	@ Dallas	L	2-3	31-42-9

PLAYER	GP	G	A	PTS	PIM	PLAYER	GP	G	A	PTS	PIM
HAVLAT, MARTIN	56	25	32	57	28	BYFUGLIEN, DUSTIN	9	1	2	3	10
VRBATA, RADIM	77	14	27	41	26	BICKELL, BRYAN	3	2	0	2	0
HAMILTON, JEFF	70	18	21	39	22	#BOCHENSKI, BRANDON	10	2	0	2	2
RIIUTU, TUOMO	71	17	21	38	95	*ALEKSEY, NIKITA	15	2	0	2	0
SMOLINSKI, BRYAN	62	14	23	37	29	NORDQVIST, JONAS	3	0	2	2	2
SHARP, PATRICK	80	20	15	35	74	RICHMOND, DANNY	22	0	2	2	48
KEITH, DUNCAN	82	2	29	31	76	CORAZZINI, CARL	7	0	1	1	2
ARKHIPOV, DENIS	79	10	17	27	54	*PARENTEAU, PIERRE	5	0	1	1	2
LAPORTE, MARTIN	82	13	11	24	98	BOLLAND, DAVID	1	0	0	0	0
SEABROOK, BRENT	81	4	20	24	104	FRASER, COLIN	1	0	0	0	2
BOUROUE, RENE	44	7	10	17	38	#KEITH, MATT	2	0	0	0	4
SALMELAINEN, TONY	57	6	11	17	26	LOW, REED	6	0	0	0	31
AUCOIN, ADRIAN	59	4	12	16	50	BLUNDEN, MICHAEL	9	0	0	0	10
*BONDRAR, PETER	37	5	9	14	26	BURISH, ADAM	9	0	0	0	2
#KUKKONEN, LASSE	54	5	9	14	30	KOCL, DAVID	9	0	0	0	88
HOLMQUIST, MICHAEL	63	6	7	13	31	BROWDER, TROY	10	0	0	0	7
WISNIEWSKI, JAMES	50	2	8	10	39						
HANDZUS, MICHAEL	8	3	5	8	6						
BARKER, CAM	35	1	7	8	44						
VANDERMEER, JIM	46	1	6	7	53						
CULLMORE, JASSEN	65	1	6	7	64						
*WILLIAMS, JASON	20	4	2	6	20						
MACDONALD, CRAIG	25	3	2	5	14						
*STEWART, KARL	37	2	3	5	43						
ST. PIERRE, MARTIN	14	1	3	4	8						

\* ACQUIRED IN SEASON # TRADED IN SEASON

GOALIES	GP	W	L	T	MIN	GA	SO	AVG
#CARON, SEBASTIEN	1	1	0	0	60	1	0	1.00
KHABIBULIN, NIKOLAI	60	25	26	5	3,425	163	1	2.86
LALIME, PATRICK	12	4	6	1	645	33	1	3.07
#BOUCHER, BRIAN	15	1	10	3	827	45	1	3.26

# HISTORY OF THE BLACKHAWKS

## 2007-08 CHICAGO BLACKHAWKS

40-34-8, 88 POINTS, 3RD CENTRAL DIVISION

GM	DATE	OPPONENT	RESULT	SCORE	RECORD	GM	DATE	OPPONENT	RESULT	SCORE	RECORD
1	10/04	@ Minnesota	L	0-1	0-1-0	42	01/08	@ Montreal	L	3-4 OT	19-19-4
2	10/06	DETROIT	W	4-3 SO	1-1-0	43	01/09	DALLAS	L	1-3	19-20-4
3	10/10	SAN JOSE	L	1-2	1-2-0	44	01/11	MINNESOTA	L	2-5	19-21-4
4	10/12	@ Detroit	W	3-2	2-2-0	45	01/13	@ Nashville	W	3-2 SO	20-21-4
5	10/15	DALLAS	W	2-1 OT	3-2-0	46	01/16	ST. LOUIS	W	6-1	21-21-4
6	10/17	ST. LOUIS	L	1-3	3-3-0	47	01/18	@ Colorado	W	2-1 SO	22-21-4
7	10/19	COLORADO	W	5-3	4-3-0	48	01/19	@ Arizona	W	2-1 SO	23-21-4
8	10/20	@ Toronto	W	6-4	5-3-0	49	01/22	@ San Jose	L	2-3	23-22-4
9	10/23	COLUMBUS	L	4-7	5-4-0	50	01/24	COLUMBUS	L	0-1	23-23-4
10	10/25	@ Boston	L	1-3	5-5-0	51	01/30	@ Colorado	L	3-6	23-24-4
11	10/27	ATLANTA	L	2-3	5-6-0	52	02/02	@ San Jose	L	2-3 SO	23-24-5
12	10/31	@ Dallas	W	5-4	6-6-0	53	02/06	@ Edmonton	L	1-4	23-25-5
13	11/03	@ St. Louis	W	3-2	7-6-0	54	02/07	@ Calgary	W	3-1	24-25-5
14	11/04	NASHVILLE	L	2-5	7-7-0	55	02/10	@ Vancouver	L	2-3 SO	24-26-6
15	11/07	COLUMBUS	W	5-2	8-7-0	56	02/13	@ Columbus	W	7-2	25-26-6
16	11/09	ST. LOUIS	W	4-2	9-7-0	57	02/14	@ Nashville	W	6-1	26-26-6
17	11/11	DETROIT	W	3-2	10-7-0	58	02/17	COLORADO	W	2-1	27-26-6
18	11/14	@ Columbus	L	2-4	10-8-0	59	02/19	@ St. Louis	L	1-5	27-26-7
19	11/15	@ Nashville	L	4-5 OT	10-9-1	60	02/20	MINNESOTA	W	3-0	28-26-6
20	11/17	@ Detroit	W	5-3	11-8-1	61	02/23	@ Los Angeles	W	6-5 OT	29-26-6
21	11/22	@ Calgary	W	2-1	12-8-1	62	02/24	@ Anaheim	L	3-6	29-27-6
22	11/24	@ Edmonton	L	2-3 SO	12-8-2	63	02/27	Arizona	W	1-0	30-27-6
23	11/25	@ Vancouver	L	0-2	12-9-2	64	02/28	@ Dallas	L	4-7	30-28-6
24	11/28	TAMPA BAY	W	5-1	13-9-2	65	03/02	VANCOUVER	W	4-1	31-28-6
25	11/30	Arizona	W	6-1	14-9-2	66	03/04	@ Minnesota	W	4-2	32-28-6
26	12/01	@ St. Louis	L	1-3	14-10-2	67	03/05	ANAHEIM	W	3-0	33-28-6
27	12/05	VANCOUVER	L	2-3	14-11-2	68	03/07	SAN JOSE	L	2-3	33-29-6
28	12/07	ANAHEIM	L	3-5	14-12-2	69	03/09	EDMONTON	L	5-6 OT	33-29-7
29	12/09	CALGARY	L	2-3	14-13-2	70	03/11	@ Detroit	L	1-3	33-30-7
30	12/12	LOS ANGELES	W	6-3	15-13-2	71	03/12	CAROLINA	L	0-3	33-31-7
31	12/15	@ Buffalo	L	1-3	15-14-2	72	03/14	@ Columbus	W	6-3	34-31-7
32	12/16	FLORIDA	L	1-3	15-15-2	73	03/16	CALGARY	L	2-4	34-32-7
33	12/19	NASHVILLE	W	5-2	16-15-2	74	03/19	WASHINGTON	W	5-0	35-32-7
34	12/22	@ Ottawa	W	4-3 OT	17-15-2	75	03/22	@ Nashville	L	1-2 SO	35-32-8
35	12/23	EDMONTON	W	3-2	18-15-2	76	03/23	ST. LOUIS	W	4-3 OT	36-32-8
36	12/26	NASHVILLE	W	5-2	19-15-2	77	03/26	@ Columbus	L	0-4	36-33-8
37	12/30	LOS ANGELES	L	2-5 OT	19-16-3	78	03/29	@ St. Louis	W	4-3	37-33-8
38	01/01	@ Los Angeles	L	2-9	19-16-3	79	03/30	COLUMBUS	W	5-4 SO	38-33-8
39	01/03	@ Arizona	L	2-4	19-17-3	80	04/02	DETROIT	W	6-2	39-33-8
40	01/05	@ Anaheim	L	1-2	19-18-3	81	04/04	NASHVILLE	W	3-1	40-33-8
41	01/06	DETROIT	L	1-3	19-19-3	82	04/06	@ Detroit	L	1-4	40-34-8

PLAYER	GP	G	A	PTS	PIM	PLAYER	GP	G	A	PTS	PIM
KANE, PATRICK	82	21	51	72	52	#JOHANSSON, MAGNUS	18	0	4	4	4
SHARP, PATRICK	80	36	26	62	55	#SAMSONOV, SERGEI	23	0	4	4	6
TOEWS, JONATHAN	64	24	30	54	44	DOWELL, JAKE	19	2	1	3	10
LANG, ROBERT	76	21	33	54	50	*EAGER, BEN	9	0	2	2	27
BYFUGLEN, DUSTIN	67	19	17	36	59	ADAMS, KEVIN	27	0	2	2	13
WILLIAMS, JASON	43	13	23	36	22	KHABIBULIN, NIKOLAI	50	0	2	2	4
KEITH, DUNCAN	82	12	20	32	56	BROUWER, TROY	2	0	1	1	0
SEABROOK, BRENT	82	9	23	32	90	HJALMARSSON, NIKLAS	13	0	1	1	13
HAVLAT, MARTIN	35	10	17	27	22	BLUNDEN, MIKE	1	0	0	0	0
WISNIEWSKI, JAMES	68	7	19	26	103	BERTI, ADAM	2	0	0	0	0
BOUROQUE, RENE	62	10	14	24	42	BICKELL, BRYAN	4	0	0	0	2
#RIIUTU, TUOMO	60	6	15	21	75	FRASER, COLIN	5	0	0	0	7
SOPEL, BRENT	58	1	19	20	28	ST. PIERRE, MARTIN	5	0	0	0	0
BARKER, CAM	45	6	12	18	52	CRAWFORD, COREY	5	0	0	0	0
BOLLAND, DAVE	39	4	13	17	28	RICHMOND, DANNY	7	0	0	0	2
PERREAULT, YANIC	53	9	5	14	24	KOCL, DAVID	18	0	0	0	68
*LADD, ANDREW	20	5	7	12	4	LALIME, PATRICK	32	0	0	0	8
#VANDERMEER, JIM	26	2	7	9	44						
BURISH, ADAM	81	4	4	8	214						
#LAPORTE, MARTIN	52	3	4	7	47						
*ADAMS, CRAIG	35	2	4	6	24						
SKILLE, JACK	16	3	2	5	0						
ZYUZIN, ANDREI	32	2	3	5	38						
KONTIOLA, PETRI	12	0	5	5	6						
VERSTEEG, KRIS	13	2	2	4	6						
HENDRY, JORDAN	40	1	3	4	22						

\* ACQUIRED IN SEASON # TRADED IN SEASON

GOALIES	GP	W	L	T	MIN	GA	SO	AVG
KHABIBULIN, NIKOLAI	50	23	20	6	2,892	127	2	2.63
LALIME, PATRICK	32	16	12	2	1,828	86	1	2.82
CRAWFORD, COREY	5	1	2	0	224	8	1	2.14

LEADERSHIP
PLAYERS
2019-20
OPPONENTS
TRADITION
RECORDS
PLAYOFFS
HISTORY
MINORS
MEDIA



46-24-12, 104 POINTS, 2ND CENTRAL DIVISION

GM	DATE	OPPONENT	RESULT	SCORE	RECORD	GM	DATE	OPPONENT	RESULT	SCORE	RECORD
1	10/10	@ NY Rangers	L	2-4	0-1-0	42	01/16	NY RANGERS	L	2-3 OT	24-10-8
2	10/11	@ Washington	L	2-4	0-2-0	43	01/17	@ St. Louis	W	2-1 OT	25-10-8
3	10/13	NASHVILLE	L	2-3 SO	0-2-1	44	01/19	MINNESOTA	L	1-4	25-11-8
4	10/15	Arizona	W	4-1	1-2-1	45	01/21	ST. LOUIS	L	0-2	25-12-8
5	10/18	@ St. Louis	L	3-4 SO	1-2-2	46	01/28	@ Anaheim	W	3-2	26-12-8
6	10/19	VANCOUVER	W	4-2	2-2-2	47	01/29	@ Los Angeles	L	2-5	26-13-8
7	10/22	EDMONTON	W	3-0	3-2-2	48	01/31	@ San Jose	W	4-2	27-13-8
8	10/25	DETROIT	L	5-6 SO	3-2-3	49	02/03	@ Edmonton	W	3-1	28-13-8
9	10/27	@ Minnesota	L	2-3	3-3-3	50	02/05	@ Calgary	W	5-2	29-13-8
10	10/31	DALLAS	W	5-2	4-3-3	51	02/07	@ Vancouver	L	3-7	29-14-8
11	11/01	@ Columbus	W	4-3 SO	5-3-3	52	02/11	@ Atlanta	L	3-1	30-14-8
12	11/03	COLORADO	W	6-2	6-3-3	53	02/13	@ St. Louis	L	0-1	30-15-8
13	11/09	CALGARY	W	6-1	7-3-3	54	02/14	DALLAS	W	6-2	31-15-8
14	11/12	BOSTON	L	1-2 SO	7-3-4	55	02/17	@ Tampa Bay	W	5-3	32-15-8
15	11/14	ST. LOUIS	L	3-4 OT	7-3-5	56	02/19	@ Florida	W	4-0	32-16-8
16	11/16	SAN JOSE	L	5-6	7-4-5	57	02/21	@ Dallas	W	3-1	34-15-8
17	11/18	@ Arizona	W	3-2 SO	8-4-5	58	02/22	MINNESOTA	L	1-2	34-16-8
18	11/20	@ Dallas	W	6-3	9-4-5	59	02/24	@ Nashville	L	3-5	34-17-8
19	11/22	@ Toronto	W	5-4 OT	10-4-5	60	02/27	PITTSBURGH	L	4-5 OT	34-17-9
20	11/26	@ San Jose	L	2-3 OT	10-4-6	61	03/01	LOS ANGELES	W	4-2	35-17-9
21	11/28	@ Anaheim	L	0-1	10-5-6	62	03/03	ANAHEIM	W	3-2 OT	36-17-9
22	11/29	@ Los Angeles	L	2-5	10-6-6	63	03/07	@ Boston	L	5-5	36-18-9
23	12/03	ANAHEIM	W	4-2	11-6-6	64	03/08	COLORADO	L	1-5	36-19-9
24	12/06	@ Detroit	L	4-5 SO	11-6-7	65	03/11	CAROLINA	W	3-2 SO	37-19-9
25	12/07	Arizona	W	7-1	12-6-7	66	03/13	COLUMBUS	L	3-5	37-20-9
26	12/10	OTTAWA	W	2-0	13-6-7	67	03/15	NY ISLANDERS	L	2-4	37-21-9
27	12/12	@ Colorado	W	4-3	14-6-7	68	03/17	@ New Jersey	L	2-3	37-22-9
28	12/14	COLUMBUS	W	3-1	15-6-7	69	03/18	@ Columbus	L	3-4 OT	37-22-10
29	12/16	@ Edmonton	W	9-2	16-6-7	70	03/20	EDMONTON	L	4-5 SO	37-22-11
30	12/19	@ Calgary	W	3-2 OT	17-6-7	71	03/22	LOS ANGELES	W	4-1	38-22-11
31	12/20	@ Vancouver	W	3-1	18-6-7	72	03/25	SAN JOSE	W	6-5 SO	39-22-11
32	12/26	PHILADELPHIA	W	5-1	19-6-7	73	03/27	NEW JERSEY	W	3-2 OT	40-22-11
33	12/28	@ Minnesota	W	4-1	20-6-7	74	03/29	VANCOUVER	L	0-4	40-23-11
34	12/30	@ Detroit	L	0-4	20-7-7	75	03/31	@ Montreal	L	1-4	40-24-11
35	01/01	DETROIT**	L	4-6	20-8-7	76	04/01	ST. LOUIS	W	3-1	41-24-11
36	01/04	CALGARY	W	5-2	21-8-7	77	04/03	NASHVILLE	W	3-1	42-24-11
37	01/06	@ Arizona	W	6-0	22-8-7	78	04/05	@ Columbus	W	1-0 OT	43-24-11
38	01/08	@ Colorado	L	1-2	22-9-7	79	04/07	@ Nashville	W	4-2	44-24-11
39	01/10	@ Nashville	L	1-4	22-10-7	80	04/08	COLUMBUS	L	3-4 SO	44-24-12
40	01/11	NASHVILLE	W	3-1	23-10-7	81	04/11	@ Detroit	W	4-2	45-24-12
41	01/14	BUFFALO	W	4-1	24-10-7	82	04/12	DETROIT	W	3-0	46-24-12

\*\* 2009 Winter Classic game played at Wrigley Field

PLAYER	GP	G	A	PTS	PIM
HAVLAT, MARTIN	81	29	48	77	30
KANE, PATRICK	80	25	45	70	42
TOEWS, JONATHAN	82	34	35	69	51
VERSTEEG, KRIS	78	22	31	53	55
CAMPBELL, BRIAN	82	7	45	52	22
LADD, ANDREW	82	15	34	49	28
BOLLAND, DAVE	81	19	28	47	52
SHARP, PATRICK	61	26	18	44	41
KEITH, DUNCAN	77	8	36	44	60
BARKER, CAM	68	6	34	40	65
BYFUGLIEN, DUSTIN	77	15	16	31	81
BROUWER, TROY	69	10	16	26	50
SEABROOK, BRENT	82	8	18	26	62
FRASER, COLIN	81	6	11	17	55
EAGER, BEN	75	11	4	15	161
WALKER, MATT	65	1	13	14	79
#WISNIEWSKY, JAMES	31	2	11	13	14
BURISH, ADAM	66	6	3	9	93
JOHNSON, AARON	38	3	5	8	35
# ADAMS, CRAIG	36	2	4	6	22
*PAHLSSON, SAMUEL	13	2	1	5	2
HJALMARSSON, NIKLAS	21	1	2	3	0
SOPEL, BRENT	23	1	1	2	8
SKILLE, JACK	8	1	0	1	5
KHABIBULIN, NIKOLAI	42	0	2	2	8
DOWELL, JAKE	1	0	0	0	2

PLAYER	GP	G	A	PTS	PIM
PELLETIER, PASCAL	7	0	0	0	0
HUJET, CRISTOBAL	41	0	0	0	2
HENDRY, JORDAN	9	0	0	0	4
BRENT, TIM	2	0	0	0	0
NIEMI, ANTTI	3	0	0	0	0

GOALTIES	GP	W	L	OTL	MINS	GA	SO	AVG
KHABIBULIN, NIKOLAI	50	23	20	7	2,467	96	3	2.33
HUJET, CRISTOBAL	32	16	12	4	2,351	99	3	2.53
NIEMI, ANTTI	3	1	1	1	141	8	0	3.40

# HISTORY OF THE BLACKHAWKS

## 2009-10 CHICAGO BLACKHAWKS

52-22-8, 112 POINTS, 1ST CENTRAL DIVISION

GM	DATE	OPPONENT	RESULT	SCORE	RECORD	GM	DATE	OPPONENT	RESULT	SCORE	RECORD
1	10/02	FLORIDA%	L	3-4 SO	0-0-1	42	01/03	ANAHEIM	W	5-2	29-10-3
2	10/03	@ Florida%	W	4-0	1-0-1	43	01/05	MINNESOTA	W	4-1	30-10-3
3	10/08	@ Detroit	L	2-3	1-1-1	44	01/07	@ Boston	W	5-2	31-10-3
4	10/10	COLORADO	W	4-3 SO	2-1-1	45	01/09	@ Minnesota	L	5-6 SO	31-10-4
5	10/12	CALGARY	W	6-5 OT	3-1-1	46	01/10	ANAHEIM	L	1-3	31-11-4
6	10/14	EDMONTON	W	4-3	4-1-1	47	01/14	COLUMBUS	W	3-0	32-11-4
7	10/15	@ Nashville	W	3-1	5-1-1	48	01/16	@ Columbus	W	6-5	33-11-4
8	10/17	@ Dallas	L	3-4	5-2-1	49	01/17	@ Detroit	W	4-3 SO	34-11-4
9	10/21	VANCOUVER	L	2-3	5-3-1	50	01/19	@ Ottawa	L	1-4	34-12-4
10	10/24	NASHVILLE	W	2-0	6-3-1	51	01/21	@ Calgary	W	3-1	35-12-4
11	10/26	MINNESOTA	W	3-1	7-3-1	52	01/23	@ Vancouver	L	1-5	35-15-4
12	10/29	@ Nashville	L	0-2	7-4-1	53	01/26	@ Edmonton	W	4-2	36-15-4
13	10/30	MONTREAL	W	3-2	8-4-1	54	01/28	@ San Jose	W	4-3 OT	37-15-4
14	11/05	@ Arizona	L	1-3	8-5-1	55	01/30	@ Carolina	L	2-4	37-14-4
15	11/06	@ Colorado	L	3-4 SO	8-5-2	56	02/03	ST. LOUIS	L	2-3	37-15-4
16	11/09	LOS ANGELES	W	4-1	9-5-2	57	02/05	Arizona	L	1-2 SO	37-15-5
17	11/11	COLORADO	W	3-2 SO	10-5-2	58	02/06	@ St. Louis	W	2-1	38-15-5
18	11/13	TORONTO	W	3-2	11-5-2	59	02/09	DALLAS	W	4-3 SO	39-15-5
19	11/15	SAN JOSE	W	4-3 OT	12-5-2	60	02/13	ATLANTA	W	5-4 SO	40-15-5
20	11/19	@ Calgary	W	7-1	13-5-2	61	02/14	@ Columbus	W	5-4 SO	41-15-5
21	11/21	@ Edmonton	W	5-2	14-5-2	62	03/02	@ NY Islanders	L	3-5	41-16-5
22	11/22	@ Vancouver	W	1-0	15-5-2	63	03/03	EDMONTON	W	5-2	42-16-5
23	11/25	@ San Jose	W	7-2	16-5-2	64	03/05	VANCOUVER	W	6-3	43-16-5
24	11/27	@ Anaheim	L	0-3	16-6-2	65	03/07	DETROIT	L	4-5	43-17-5
25	11/28	@ Los Angeles	L	1-2 SO	16-6-3	66	03/10	LOS ANGELES	W	3-2 OT	44-17-5
26	12/01	COLUMBUS	W	4-3 SO	17-6-3	67	03/13	@ Philadelphia	L	2-3	44-18-5
27	12/04	NASHVILLE	L	1-4	17-7-3	68	03/14	WASHINGTON	L	3-4 OT	44-18-6
28	12/05	@ Pittsburgh	W	2-1 OT	18-7-3	69	03/17	@ Anaheim	L	2-4	44-19-6
29	12/09	NY RANGERS	W	2-1 OT	19-7-3	70	03/18	@ Los Angeles	W	3-0	45-19-6
30	12/11	@ Buffalo	L	1-2	19-8-3	71	03/20	@ Arizona	L	4-5 SO	45-19-7
31	12/13	TAMPA BAY	W	4-0	20-8-3	72	03/23	Arizona	W	2-0	46-19-7
32	12/16	ST. LOUIS	W	3-0	21-8-3	73	03/25	@ Columbus	L	3-8	46-20-7
33	12/18	BOSTON	W	5-4 SO	22-8-3	74	03/28	COLUMBUS	L	2-4	47-21-7
34	12/20	DETROIT	W	3-0	23-8-3	75	03/30	@ St. Louis	L	2-4	46-22-7
35	12/22	SAN JOSE	L	2-3	23-9-3	76	03/31	@ Minnesota	W	4-0	47-22-7
36	12/23	@ Detroit	W	3-0	24-9-3	77	04/02	@ New Jersey	W	2-1 SO	48-22-7
37	12/26	@ Nashville	W	4-1	25-9-3	78	04/04	CALGARY	W	4-1	49-22-7
38	12/27	NASHVILLE	W	5-4	26-9-3	79	04/06	@ Dallas	W	5-2	50-22-7
39	12/29	@ Dallas	L	4-5	26-10-3	80	04/07	ST. LOUIS	W	6-5	51-22-7
40	12/31	NEW JERSEY	W	5-1	27-10-3	81	04/09	@ Colorado	W	5-2	52-22-7
41	01/02	@ St. Louis	W	6-3	28-10-3	82	04/11	DETROIT	L	2-3 OT	52-22-8

% Game played in Helsinki, Finland, as part of the 2009 NHL Premiere.

PLAYER	GP	G	A	PTS	PIM	PLAYER	GP	G	A	PTS	PIM
KANE, PATRICK	82	30	58	88	20	HEBBETT, ANDREW	10	1	0	1	2
KEITH, DUNCAN	82	14	55	69	51	*BOYNTON, NICK	7	0	1	1	12
TOEWS, JONATHAN	76	25	43	68	47	NIEMI, ANTTI	39	0	1	1	0
SHARP, PATRICK	82	25	41	66	28	ISMOLENAK, RADEK	1	0	0	0	5
HOSSA, MARIAN	57	24	27	51	18	HUET, CRISTOBAL	48	0	0	0	4
VERSTEGG, KRIS	79	20	24	44	35	CRAWFORD, COREY	1	0	0	0	0
BROUWER, TROY	78	22	18	40	66						
LADD, ANDREW	82	17	21	38	67						
CAMPBELL, BRIAN	68	7	31	38	18						
BYFUGLIEN, DUSTIN	82	17	17	34	94						
SEABROOK, BRENT	78	4	26	39	59						
MADDEN, JOHN	79	10	13	23	12						
KOPECKY, TOMAS	74	10	11	21	28						
FRASER, COLIN	70	7	12	19	44						
HJALMARSSON, NIKLAS	77	2	15	17	20						
EAGER, BEN	60	7	9	16	120						
BOLLAND, DAVE	39	6	10	16	28						
#BARKER, CAM	51	4	10	14	58						
HENDRY, JORDAN	43	2	6	8	10						
SOPEL, BRENT	73	1	7	8	34						
RICKELL, BRYAN	16	3	1	4	5						
BURISH, ADAM	13	1	3	4	14						
*JOHNSON, KIM	8	1	2	3	4						
SKILLE, JACK	6	1	1	2	0						
DOWELL, JAKE	3	1	1	2	5						

GOALIES	GP	W	L	OTL	MIN	GA	SO	AVG
HUET, CRISTOBAL	48	26	14	4	2,731	114	4	2.50
NIEMI, ANTTI	39	26	7	4	2,190	82	7	2.25
CRAWFORD, COREY	1	0	1	0	59	3	0	3.05

\* ACQUIRED IN SEASON # TRADED IN SEASON

LEADERSHIP
PLAYERS
2019-20
OPPONENTS
TRADITION
RECORDS
PLAYOFFS
HISTORY
MINORS
MEDIA

# HISTORY OF THE BLACKHAWKS

## 2010-11 CHICAGO BLACKHAWKS

44-29-9, 97 POINTS, 3RD CENTRAL DIVISION

	GM	DATE	OPPONENT	RESULT	SCORE	RECORD	GM	DATE	OPPONENT	RESULT	SCORE	RECORD
LEADERSHIP	1	10/07	@ Colorado	L	3-4 OT	0-0-1	42	01/05	DALLAS	L	2-4	21-18-3
	2	10/09	DETROIT	L	2-3	0-1-1	43	01/07	OTTAWA	W	3-2 SO	22-18-3
	3	10/11	@ Buffalo	W	4-3	1-1-1	44	01/09	NY ISLANDERS	W	5-0	23-18-3
	4	10/13	NASHVILLE	L	2-3	1-2-1	45	01/12	COLORADO	W	4-0	24-18-3
PLAYERS	5	10/15	@ Columbus	W	5-2	2-2-1	46	01/15	@ Nashville	L	2-3 SO	24-18-4
	6	10/16	BUFFALO	W	4-3	3-2-1	47	01/16	NASHVILLE	W	6-3	25-18-4
	7	10/18	ST. LOUIS	W	3-2 OT	4-2-1	48	01/22	@ Detroit	W	4-1	26-18-4
	8	10/20	VANCOUVER	W	2-1 SO	5-2-1	49	01/23	PHILADELPHIA	L	1-4	26-19-4
2019-20	9	10/22	@ St. Louis	L	2-4	5-3-1	50	01/25	MINNESOTA	L	2-4	26-20-4
	10	10/23	COLUMBUS	L	2-3	5-4-1	51	02/01	@ Columbus	W	7-4	27-20-4
	11	10/27	LOS ANGELES	W	3-1	6-4-1	52	02/04	@ Vancouver	L	3-4	27-21-4
	12	10/29	EDMONTON	L	4-7	6-5-1	53	02/07	@ Calgary	L	1-3	27-22-4
OPPONENTS	13	10/30	@ Minnesota	W	3-1	7-5-1	54	02/09	@ Edmonton	W	4-1	28-22-4
	14	11/01	@ NY Rangers	L	2-3	7-6-1	55	02/11	@ Dallas	L	3-4 SO	28-23-5
	15	11/03	NEW JERSEY	L	3-5	7-7-1	56	02/12	@ Arizona	L	2-3 SO	28-22-6
	16	11/06	@ Atlanta	W	5-4 SO	8-7-1	57	02/16	MINNESOTA	W	3-1	29-22-6
TRADITION	17	11/07	EDMONTON	L	1-2	8-8-1	58	02/18	COLUMBUS	L	3-4	29-23-6
	18	11/10	Arizona	L	1-2	8-9-1	59	02/20	PITTSBURGH	W	3-2 SO	30-23-6
	19	11/13	@ Nashville	L	3-4 SO	8-9-2	60	02/21	@ St. Louis	W	5-3	31-23-6
	20	11/14	ANAHEIM	W	3-2 OT	9-9-2	61	02/24	@ Nashville	W	3-0	32-23-6
RECORDS	21	11/17	@ Edmonton	W	5-0	10-9-2	62	02/27	Arizona	W	4-3 SO	33-23-6
	22	11/19	@ Calgary	L	2-7	10-10-2	63	02/28	@ Minnesota	W	4-2	34-23-6
	23	11/20	@ Vancouver	W	7-1	11-10-2	64	03/02	CALGARY	W	6-4	35-23-6
	24	11/24	@ San Jose	L	2-5	11-11-2	65	03/04	CAROLINA	W	5-2	36-23-6
PLAYOFFS	25	11/26	@ Anaheim	W	4-1	12-11-2	66	03/05	@ Toronto	W	5-3	37-23-6
	26	11/27	@ Los Angeles	W	2-1	13-11-2	67	03/08	@ Florida	L	2-3	37-24-6
	27	11/30	ST. LOUIS	W	7-5	14-11-2	68	03/09	@ Tampa Bay	L	3-4 SO	37-24-7
	28	12/03	VANCOUVER	L	0-3	14-12-2	69	03/13	@ Washington	L	3-4 OT	37-24-8
HISTORY	29	12/05	CALGARY	W	4-2	15-12-2	70	03/14	SAN JOSE	W	6-3	38-24-8
	30	12/08	DALLAS	W	5-3	16-12-2	71	03/17	@ Dallas	L	0-5	38-25-8
	31	12/11	@ San Jose	L	1-2 OT	16-12-3	72	03/20	@ Arizona	W	2-1	39-25-8
	32	12/13	@ Colorado	L	5-7	16-13-3	73	03/23	FLORIDA	W	4-0	40-25-8
MINORS	33	12/15	COLORADO	L	3-4	16-14-3	74	03/26	ANAHEIM	L	1-2	40-26-8
	34	12/17	DETROIT	W	4-1	17-14-3	75	03/28	@ Detroit	W	3-2 OT	41-26-8
	35	12/19	LOS ANGELES	W	3-2	18-14-3	76	03/29	@ Boston	L	0-3	41-27-8
	36	12/22	NASHVILLE	W	4-1	19-14-3	77	04/01	@ Columbus	W	4-3 SO	42-27-8
MEDIA	37	12/26	COLUMBUS	W	4-1	20-14-3	78	04/03	TAMPA BAY	L	0-2	42-28-8
	38	12/28	@ St. Louis	L	1-3	20-15-3	79	04/05	@ Montreal	L	1-2 OT	42-28-9
	39	12/30	SAN JOSE	L	3-5	20-16-3	80	04/06	ST. LOUIS	W	4-3 OT	43-28-9
	40	01/02	@ Anaheim	L	1-2	20-17-3	81	04/08	@ Detroit	W	4-2	44-28-9
	41	01/05	@ Los Angeles	W	4-3	21-17-3	82	04/10	DETROIT	L	3-4	44-29-9

PLAYER	GP	G	A	PTS	PIM	PLAYER	GP	G	A	PTS	PIM
TOEWS, JONATHAN	80	32	44	76	26	SMITH, BEN	6	1	0	1	0
KANE, PATRICK	73	27	46	73	28	TAFFE, JEFF	1	0	0	0	0
SHARP, PATRICK	74	34	37	71	38	# POTULNY, RYAN	3	0	0	0	0
HOSSA, MARIAN	65	25	32	57	32	BROPHY, EVAN	1	0	0	0	0
SEABROOK, BRENT	82	9	39	48	47	# KLINGHAMMER, ROB	1	0	0	0	0
KEITH, DUNCAN	82	7	38	45	22	PIRELL, BRANDON	1	0	0	0	0
KOPECKY, TOMAS	81	15	27	42	60	KRUGER, MARCUS	7	0	0	0	4
BOLLAND, DAVE	61	15	22	37	34	* ACQUIRED IN SEASON	# TRADED IN SEASON				
BICKELL, BRYAN	78	17	20	37	40						
BROUWER, TROY	79	17	19	36	38						
CAMPBELL, BRIAN	65	5	22	27	6						
STALBERG, VIKTOR	77	12	12	24	43						
DOWELL, JAKE	79	6	15	21	63						
# SKILLE, JACK	49	7	10	17	25						
PISANI, FERNANDO	60	7	9	16	10						
HJALMARSSON, NIKLAS	80	3	7	10	39						
*FROLIK, MICHAEL	28	3	6	9	14						
CULLUMORE, JASSEN	36	0	8	8	8						
BOYNTON, NICK	41	1	7	8	36						
*CAMPOLLI, CHRIS	19	1	6	7	2						
LEDY, NICK	46	4	3	7	4						
JOHNSON, RYAN	34	1	5	6	8						
MORIN, JEREMY	9	2	1	3	9						
HENDRY, JORDAN	37	1	0	1	4						
SCOTT, JOHN	40	0	1	1	72						

GOALIES	GP	W	L	OTL	MINS	GA	SO	AVG
CRAWFORD, COREY	57	33	18	10	3,337	128	4	2.30
TURCO, MARTY	29	11	11	4	1,631	82	1	3.02

# HISTORY OF THE BLACKHAWKS

## 2011-12 CHICAGO BLACKHAWKS

45-26-11, 101 POINTS, 4TH CENTRAL DIVISION

GM	DATE	OPPONENT	RESULT	SCORE	RECORD	GM	DATE	OPPONENT	RESULT	SCORE	RECORD
1	10/07	@ Dallas	L	2-1	0-1-0	42	01/08	DETROIT	L (OT)	3-2	24-15-5
2	10/08	DALLAS	W	5-2	1-1-0	43	01/09	COLUMBUS	W	5-2	25-15-5
3	10/13	WINNIPEG	W	4-3	2-1-0	44	01/12	MINNESOTA	W	5-2	26-15-5
4	10/15	BOSTON	L (SO)	3-2	2-1-1	45	01/14	@ Detroit	L (OT)	3-2	26-15-6
5	10/18	@ Arizona	W	5-2	3-1-1	46	01/15	SAN JOSE	W	4-3	27-15-6
6	10/20	@ Colorado	W	3-1	4-1-1	47	01/18	BUFFALO	W	6-2	28-15-6
7	10/22	COLORADO	L (SO)	5-4	4-1-2	48	01/20	FLORIDA	W	3-1	29-15-6
8	10/25	ANAHEIM	W (SO)	3-2	5-1-2	49	01/21	@ Nashville	L	5-2	29-14-6
9	10/28	@ Carolina	L	3-0	5-2-2	50	01/24	NASHVILLE	L	3-1	29-15-6
10	10/29	COLUMBUS	W	5-2	6-2-2	51	01/31	@ Vancouver	L (OT)	3-2	29-15-7
11	10/31	NASHVILLE	W (OT)	5-4	7-2-2	52	02/02	@ Edmonton	L	8-4	29-16-7
12	11/03	@ Florida	W (SO)	3-2	8-2-2	53	02/03	@ Calgary	L	3-1	29-17-7
13	11/04	@ Tampa Bay	L (OT)	5-4	8-2-3	54	02/07	@ Colorado	L	5-2	29-18-7
14	11/06	VANCOUVER	L	6-2	8-3-3	55	02/10	@ San Jose	L	5-3	29-19-7
15	11/08	@ St. Louis	L	3-0	8-4-3	56	02/11	@ Arizona	L	3-0	29-20-7
16	11/10	@ Columbus	W	6-3	9-4-3	57	02/14	@ Nashville	L	3-2	29-21-7
17	11/11	CALGARY	W	4-1	10-4-3	58	02/16	@ NY Rangers	W	4-2	30-21-7
18	11/13	EDMONTON	W	6-3	11-4-3	59	02/18	@ Columbus	W	6-1	31-21-7
19	11/16	@ Vancouver	W	5-1	12-4-3	60	02/19	ST. LOUIS	W	3-1	32-21-7
20	11/18	@ Calgary	L	5-2	12-5-3	61	02/21	DETROIT	W	2-1	33-21-7
21	11/19	@ Edmonton	L	9-2	12-6-3	62	02/23	DALLAS	L	3-1	33-22-7
22	11/23	@ San Jose	L	1-0	12-7-3	63	02/25	@ Los Angeles	L	4-0	33-23-7
23	11/25	@ Anaheim	W	6-5	13-7-3	64	02/26	@ Anaheim	L	3-1	33-24-7
24	11/26	@ Los Angeles	W	2-1	14-7-3	65	02/29	TORONTO	W	5-4	34-24-7
25	11/29	Arizona	L	4-1	14-8-3	66	03/02	@ Ottawa	W	2-1	35-24-7
26	12/02	NY ISLANDERS	W (SO)	5-4	15-8-3	67	03/04	@ Detroit	W	2-1	36-24-7
27	12/03	@ St. Louis	W	5-2	16-8-3	68	03/06	@ St. Louis	L	5-1	36-25-7
28	12/05	Arizona	L (SO)	4-3	16-8-4	69	03/09	NY RANGERS	W	4-3	37-25-7
29	12/08	@ NY Islanders	W (OT)	3-2	17-8-4	70	03/11	LOS ANGELES	L (SO)	3-2	37-25-8
30	12/11	SAN JOSE	W (OT)	3-2	18-8-4	71	03/13	ST. LOUIS	W (SO)	4-3	38-25-8
31	12/14	@ Minnesota	W (SO)	4-3	19-8-4	72	03/16	@ Dallas	W	4-1	39-25-8
32	12/16	ANAHEIM	W	4-1	20-8-4	73	03/18	WASHINGTON	W	5-2	40-25-8
33	12/18	CALGARY	W	4-2	21-8-4	74	03/20	@ Columbus	W	5-1	41-25-8
34	12/20	@ Pittsburgh	L	3-2	21-9-4	75	03/21	VANCOUVER	W (OT)	2-1	42-25-8
35	12/21	MONTREAL	W	5-1	22-9-4	76	03/25	NASHVILLE	L	6-1	42-26-8
36	12/26	COLUMBUS	W	4-1	23-9-4	77	03/27	@ New Jersey	L (SO)	2-1	42-26-9
37	12/28	LOS ANGELES	L	2-0	23-10-4	78	03/29	ST. LOUIS	W (SO)	4-3	43-26-9
38	12/30	DETROIT	W	3-2	24-10-4	79	03/31	@ Nashville	W	5-4	44-26-9
39	01/02	EDMONTON	L	4-3	24-11-4	80	04/01	MINNESOTA	L (SO)	5-4	44-26-10
40	01/05	@ Philadelphia	L	5-4	24-12-4	81	04/05	@ Minnesota	L (SO)	2-1	44-26-11
41	01/06	COLORADO	L	4-0	24-13-4	82	04/07	@ Detroit	W (SO)	3-2	45-26-11

PLAYER	GP	G	A	PTS	PIM	PLAYER	GP	G	A	PTS	PIM
HOSSA, MARIAN	81	29	48	77	20	OLSEN, DYLAN	28	0	1	1	6
SHARP, PATRICK	74	33	36	69	38	EMERY, RAY	34	0	1	1	2
KANE, PATRICK	82	23	43	66	40	*MORRISON, BRENDAN	11	0	0	0	6
TOEVS, JONATHAN	59	29	28	57	28	OLESZ, ROSTISLAV	6	0	0	0	6
STALBERG, VIKTOR	79	22	21	43	34	MORIN, JEREMY	3	0	0	0	0
KEITH, DUNCAN	74	4	36	40	42	BOLLIG, BRANDON	18	0	0	0	58
BOLLAND, DAVE	76	19	18	37	47	SAAD, BRANDON	2	0	0	0	0
LEDDY, NICK	82	3	34	37	10	CRAWFORD, COREY	57	0	0	0	0
SEABROOK, BRENT	78	9	25	34	22						
BRUNETTE, ANDREW	78	12	15	27	4						
KRUGER, MARCUS	71	9	17	26	22						
BICKELL, BRYAN	71	9	15	24	48						
SHAW, ANDREW	37	12	11	23	50						
MAYERS, JAMAL	81	6	9	15	91						
HJALMARSSON, NILKAS	69	1	14	15	14						
FROLIK, MICHAEL	63	5	10	15	22						
MONTADOR, STEVE	52	5	9	14	45						
CARCILLO, DANIEL	28	2	9	11	82						
HAYES, JIMMY	31	5	4	9	16						
O'DONNELL, SEAN	51	0	7	7	23						
*ODUYA, JOHNNY	18	1	4	5	0						
LEPISTO, SAMI	26	1	2	3	4						
SMITH, BEN	13	2	0	2	0						
PIRRI, BRANDON	5	0	2	2	0						
*SCOTT, JOHN	29	0	1	1	48						

\* ACQUIRED IN SEASON # TRADED IN SEASON

GOALIES	GP	W	L	OTL	MIN	GA	SO	AVG
CRAWFORD, COREY	57	30	17	7	3,218	146	0	2.72
EMERY, RAY	34	15	9	4	1,774	834	0	2.81

LEADERSHIP
PLAYERS
2019-20
OPPONENTS
TRADITION
RECORDS
PLAYOFFS
HISTORY
MINORS
MEDIA

36-7-5, 77 POINTS, 1ST CENTRAL DIVISION

NOTE: 2012-13 season shortened to 48 games due to 119-day lockout (Sept. 15, 2012-Jan. 12, 2013).

GOALIES	GP	W	L	OTL	MINS	GA	SO	AVG
CRAWFORD, COREY	30	19	5	5	1,761	57	3	1.94
EMERY, RAY	21	17	1	0	1,116	36	3	1.94
HUTTON, CARTER	1	0	1	0	59	3	0	3.05

# HISTORY OF THE BLACKHAWKS

## 2013-14 CHICAGO BLACKHAWKS

46-21-15, 107 POINTS, 3RD CENTRAL DIVISION

GM	DATE	OPPONENT	RESULT	SCORE	RECORD	GM	DATE	OPPONENT	RESULT	SCORE	RECORD
1	10/01	WASHINGTON	W	6-4	1-0-0	42	12/30	LOS ANGELES	W	1-0	28-7-7
2	10/05	TAMPA BAY	L (SO)	3-2	1-1-1	43	01/02	@ NY Islanders	L (OT)	3-2	28-7-8
3	10/09	@ St. Louis	L	3-2	1-1-1	44	01/03	@ New Jersey	W	5-3	29-7-8
4	10/11	NY ISLANDERS	W	3-2	2-1-1	45	01/05	SAN JOSE	L (SO)	3-2	29-7-9
5	10/12	BUFFALO	W	2-1	3-1-1	46	01/08	NY RANGERS	L	3-2	29-8-9
6	10/15	@ Carolina	W (SO)	3-2	4-1-1	47	01/11	@ Montreal	L (OT)	2-1	29-8-10
7	10/17	ST. LOUIS	L (SO)	3-2	4-1-2	48	01/12	EDMONTON	W	5-3	30-8-10
8	10/19	TORONTO	W	3-1	5-1-2	49	01/14	COLORADO	L (OT)	3-2	30-8-11
9	10/22	@ Florida	W (SO)	3-2	6-1-2	50	01/17	ANAHEIM	W	4-2	31-8-11
10	10/24	@ Tampa Bay	L (OT)	6-5	6-1-3	51	01/19	BOSTON	W (SO)	3-2	32-8-11
11	10/26	MINNESOTA	L	5-3	6-2-3	52	01/22	@ Detroit	L (SO)	5-4	32-8-12
12	10/28	@ Minnesota	W	5-1	7-2-3	53	01/23	@ Minnesota	L	2-1	32-9-12
13	10/29	OTTAWA	W	6-5	8-2-3	54	01/26	WINNIPEG	L	3-1	32-10-12
14	11/02	@ Winnipeg	W	5-1	9-2-3	55	01/28	@ Calgary	L (OT)	5-4	32-10-13
15	11/03	CALGARY	L (OT)	3-2	9-2-4	56	01/29	@ Vancouver	W	5-2	33-10-13
16	11/06	WINNIPEG	W	4-1	10-2-4	57	02/01	@ San Jose	L (SO)	2-1	33-10-14
17	11/09	@ Dallas	W	5-2	11-2-4	58	02/03	@ Los Angeles	W	5-3	34-10-14
18	11/10	EDMONTON	W	5-4	12-2-4	59	02/05	@ Anaheim	W	2-0	35-10-14
19	11/14	ARIZONA	W (SO)	5-4	13-2-4	60	02/07	@ Arizona	L	2-0	35-11-14
20	11/16	@ Nashville	L	7-2	13-3-4	61	02/27	@ NY Rangers	L	2-1	35-12-14
21	11/17	SAN JOSE	W	5-1	14-3-4	62	03/01	PITTSBURGH*	W	5-1	36-12-14
22	11/19	@ Colorado	L	5-1	14-4-4	63	03/04	COLORADO	L	4-2	36-13-14
23	11/21	@ Winnipeg	W	6-3	15-4-4	64	03/06	COLUMBUS	W	6-1	37-13-14
24	11/23	@ Vancouver	W	2-1	16-4-4	65	03/09	@ Buffalo	W	2-1	38-13-14
25	11/25	@ Edmonton	W	5-1	17-4-4	66	03/12	@ Colorado	L	3-2	38-14-14
26	11/27	@ Calgary	W	3-2	18-4-4	67	03/14	NASHVILLE	L	3-2	38-15-14
27	11/29	@ Dallas	W (SO)	2-1	19-4-4	68	03/16	DETROIT	W	4-1	39-15-14
28	11/30	@ Arizona	W	5-2	20-4-4	69	03/18	@ Philadelphia	L (OT)	3-2	39-15-15
29	12/03	Dallas	L	4-3	20-5-4	70	03/19	ST. LOUIS	W	4-0	40-15-15
30	12/05	@ Minnesota	L	4-3	20-6-4	71	03/21	CAROLINA	W	3-2	41-15-15
31	12/06	ANAHEIM	L (SO)	3-2	20-6-5	72	03/23	NASHVILLE	L	2-0	41-16-15
32	12/08	FLORIDA	W	6-2	21-6-5	73	03/25	DALLAS	W	4-2	42-16-15
33	12/10	@ Dallas	W	6-2	22-6-5	74	03/27	@ Boston	L	3-0	42-17-15
34	12/11	PHILADELPHIA	W	7-2	23-6-5	75	03/28	@ Ottawa	L	5-3	42-18-15
35	12/14	@ Toronto	L	7-3	23-7-5	76	03/30	@ Pittsburgh	L	4-1	42-19-15
36	12/15	LOS ANGELES	W	3-1	24-7-5	77	04/03	MINNESOTA	W (SO)	3-2	43-19-15
37	12/17	@ Nashville	W	3-1	25-7-5	78	04/04	@ Columbus	W	4-3	44-19-15
38	12/20	VANCOUVER	L (SO)	3-2	25-7-6	79	04/06	ST. LOUIS	W	4-2	45-19-15
39	12/23	NEW JERSEY	W	5-2	26-7-6	80	04/09	MONTREAL	W (OT)	3-2	46-19-15
40	12/27	COLORADO	W	7-2	27-7-6	81	04/11	@ Washington	L	4-0	46-20-15
41	12/28	@ St. Louis	L (SO)	6-5	27-7-7	82	04/12	@ Nashville	L	7-5	46-21-15

\* 2014 Stadium Series game played at Soldier Field

PLAYER	GP	G	A	PTS	PIM	PLAYER	GP	G	A	PTS	PIM
PATRICK SHARP	82	34	44	78	40	COREY CRAWFORD	59	0	1	1	0
PATRICK KANE	69	29	40	69	22	ANTTI RAANTA	25	0	1	1	0
JONATHAN TOEWS	76	28	40	68	34	BRAD MILLS	3	0	0	0	0
DUNCAN KEITH	79	6	55	61	28	# JIMMY HAYES	2	0	0	0	0
MARIAN Hossa	72	30	30	60	20	* DAVID RUNDOLAD	5	0	0	0	0
BRANDON SAAD	78	19	28	47	20	TEIVO TERAVAINEN	3	0	0	0	0
BRENT SEABROOK	82	7	34	41	22	NIKOLAI KHABIBULIN	4	0	0	0	0
ANDREW SHAW	80	20	19	39	76	KENT SIMPSON	1	0	0	0	0
NICK LEDDY	82	7	24	31	10						
* KRIS VERSTEEG	65	10	19	29	27						
MARCUS KRUEGER	81	8	20	28	36						
NIKLAS HJALMARSSON	81	4	22	26	34						
BEN SMITH	75	14	12	26	2						
MICHAL HANDZUS	59	4	12	16	16						
JOHNNY ODUYA	77	3	13	16	38						
BRYAN BICKELL	59	11	4	15	28						
BRANDON BOLLIG	82	7	7	14	92						
# BRANDON PIRRI	28	6	5	11	6						
JEREMY MORIN	24	5	6	11	32						
MICHAL ROZSIVAL	42	1	7	8	32						
SHELDON BROOKBANK	48	2	5	7	52						
* PETER REGIN	17	2	2	4	2						
# MICHAEL KOSTKA	9	2	1	3	8						
JOAKIM NORDSTROM	16	1	2	3	2						
* MATT CAREY	2	1	0	1	2						

\* ACQUIRED IN SEASON # TRADED IN SEASON

GOALIES	GP	W	L	OTL	MINS	GA	SO	AVG
CRAWFORD, COREY	59	32	16	10	1,533	128	2	2.26
RAANTA, ANTTI	25	13	5	4	610	63	1	2.71
KHABIBULIN, NIKOLAI	4	1	0	1	74	14	0	5.00
SIMPSON, KENT	1	0	0	0	20	2	0	6.00

LEADERSHIP
PLAYERS
2019-20
OPPONENTS
TRADITION
RECORDS
PLAYOFFS
HISTORY
MINORS
MEDIA

# HISTORY OF THE BLACKHAWKS

## 2014-15 CHICAGO BLACKHAWKS

48-28-6, 102 POINTS, 3RD CENTRAL DIVISION

	GM	DATE	OPPONENT	RESULT	SCORE	RECORD	GM	DATE	OPPONENT	RESULT	SCORE	RECORD
LEADERSHIP	1	10/09	@ Dallas	W	3-2 (SO)	1-0-0	42	01/09	@ Edmonton	L	5-2	27-15-2
	2	10/11	BUFFALO	W	6-2	2-0-0	43	01/11	MINNESOTA	W	4-1	28-15-2
	3	10/15	CALGARY	L	2-1 (OT)	2-0-1	44	01/16	WINNIPEG	L	4-2	28-14-2
	4	10/18	NASHVILLE	W	2-1 (OT)	3-0-1	45	01/18	DALLAS	L	6-3	28-15-2
PLAYERS	5	10/21	PHILADELPHIA	W	4-0	4-0-1	46	01/20	ARIZONA	W	6-1	29-15-2
	6	10/23	@ Nashville	L	3-2	4-1-1	47	01/21	@ Pittsburgh	W	3-2 (SO)	30-15-2
	7	10/25	@ St. Louis	L	3-2	4-2-1	48	01/28	@ Los Angeles	L	4-3	30-16-2
	8	10/26	OTTAWA	W	2-1	5-2-1	49	01/30	@ Anaheim	W	4-1	31-16-2
2019-20	9	10/28	ANAHEIM	L	1-0	5-3-1	50	01/31	@ San Jose	L	2-0	31-17-2
	10	10/30	@ Ottawa	W	5-4 (SO)	6-3-1	51	02/03	@ Minnesota	L	3-0	31-18-2
	11	11/01	@ Toronto	L	3-2	6-4-1	52	02/06	@ Winnipeg	W	2-1 (OT)	32-18-2
	12	11/02	WINNIPEG	L	1-0	6-5-1	53	02/08	@ St. Louis	W	4-2	33-18-2
OPPONENTS	13	11/04	@ Montreal	W	5-0	7-5-1	54	02/09	ARIZONA	L	3-2 (SO)	33-19-3
	14	11/07	WASHINGTON	L	3-2	7-6-1	55	02/11	VANCOUVER	L	5-4 (OT)	33-18-4
	15	11/09	SAN JOSE	W	5-2	8-6-1	56	02/13	NEW JERSEY	W	3-1	34-18-4
	16	11/11	TAMPA BAY	W	3-2 (SO)	9-6-1	57	02/15	PITTSBURGH	W	2-1 (SO)	35-18-4
TRADITION	17	11/14	@ Detroit	L	4-1	9-7-1	58	02/18	DETROIT	L	3-2 (SO)	35-18-5
	18	11/16	DALLAS	W	6-2	10-7-1	59	02/20	COLORADO	L	4-1	35-19-5
	19	11/20	@ Calgary	W	4-3	11-7-1	60	02/22	BOSTON	L	6-2	35-20-5
	20	11/22	@ Edmonton	W	7-1	12-7-1	61	02/24	FLORIDA	W	3-2 (SO)	36-20-5
RECORDS	21	11/23	@ Vancouver	L	4-1	12-8-1	62	02/26	@ Florida	W	3-0	37-20-5
	22	11/26	@ Colorado	W	3-2	13-8-1	63	02/27	@ Tampa Bay	L	4-0	37-21-5
	23	11/28	@ Anaheim	W	4-1	14-8-1	64	03/02	CAROLINA	W	5-2	38-21-5
	24	11/29	@ Los Angeles	W	4-1	15-8-1	65	03/06	EDMONTON	W	2-1 (SO)	39-21-5
PLAYOFFS	25	12/03	ST. LOUIS	W	4-1	16-8-1	66	03/08	NY RANGERS	L	1-0 (OT)	39-21-6
	26	12/05	MONTREAL	W	4-3	17-8-1	67	03/12	@ Arizona	W	2-1	40-21-6
	27	12/06	@ Nashville	W	3-1	18-8-1	68	03/14	@ San Jose	W	6-2	41-21-6
	28	12/09	@ New Jersey	W	3-2 (SO)	19-8-1	69	03/17	NY ISLANDERS	W	4-1	42-21-6
HISTORY	29	12/11	@ Boston	W	3-2	20-8-1	70	03/18	@ NY Rangers	W	1-0	43-21-6
	30	12/13	@ NY Islanders	L	3-2	20-9-1	71	03/21	@ Dallas	L	4-0	43-22-6
	31	12/14	CALGARY	W	2-1	21-9-1	72	03/23	@ Carolina	W	3-1	44-22-6
	32	12/16	MINNESOTA	W	5-3	22-9-1	73	03/25	@ Philadelphia	L	4-1	44-23-6
PLAYERS	33	12/20	@ Columbus	L	3-2 (SO)	22-9-2	74	03/27	COLUMBUS	L	5-2	44-24-6
	34	12/21	TORONTO	W	4-0	23-9-2	75	03/29	@ Winnipeg	W	4-3	45-24-6
	35	12/23	WINNIPEG	L	5-1	23-10-2	76	03/30	Los Angeles	W	4-1	46-24-6
	36	12/27	@ Colorado	W	5-2	24-10-2	77	04/02	VANCOUVER	W	3-1	47-24-6
MINORS	37	12/29	NASHVILLE	W	5-4 (SO)	25-10-2	78	04/03	@ Buffalo	W	4-3	48-24-6
	38	01/01	@ Washington*	L	3-2	25-11-2	79	04/05	ST. LOUIS	L	2-1	48-25-6
	39	01/04	DALLAS	W	5-4 (OT)	26-11-2	80	04/07	MINNESOTA	L	2-1	48-26-6
	40	01/06	COLORADO	L	2-0	26-12-2	81	04/09	@ St. Louis	L	2-1	48-27-6
MEDIA	41	01/08	@ Minnesota	W	4-2	27-12-2	82	04/11	@ Colorado	L	3-2	48-28-6

\* 2015 Winter Classic, played at Nationals Park in Washington, D.C.

PLAYER	GP	G	A	PTS	PIM	PLAYER	GP	G	A	PTS	PIM
JONATHAN TOEWS	81	28	38	66	36	MICHAEL PALIOTTA	1	0	1	1	0
PATRICK KANE	61	27	37	64	10	KLAS DAHLBECK†	4	1	0	1	2
MARIAN HOSSA	82	22	39	61	32	TREVOR VAN RIEMSDYK	18	0	1	1	2
BRANDON SAAD	82	23	29	52	12	KIMMO TIMONEN*	16	0	0	0	2
DUNCAN KEITH	80	10	35	45	20	KYLE CLUMSKIEY	7	0	0	0	0
PATRICK SHARP	68	16	27	43	33	TIM ERIKONEN*	8	0	0	0	4
BRAD RICHARDS	76	12	25	37	12	JEREMY MORIN*	15	0	0	0	15
KRIS VERSTEEG*	61	14	20	34	35	PHILIP DANALUT	2	0	0	0	0
BRENT SEABROOK	82	8	23	31	27	RYAN HARTMAN	5	0	0	0	2
BRYAN BICKELL	80	14	14	28	38	KYLE BALIN	3	0	0	0	0
ANDREW SHAW	79	15	11	26	67	* ACQUIRED IN SEASON † TRADED IN SEASON					
NIKLAS HJALMARSSON	82	3	16	19	44						
MARCUS KRUGER	81	7	10	17	32						
DAVID RUNDBLAD	49	3	11	14	12						
MICHAEL ROZISVAL	65	1	12	13	22						
JOHNNY ODUYA	76	2	8	10	26						
BEN SMITH†	61	5	4	9	2						
TEIVIO TERAVAINEN	34	4	5	9	2						
DANIEL CARCILLO	39	4	4	8	54						
ANTOINETTE VERMETTE*	19	0	3	3	6						
JOAKIM NORSTROM†	38	0	3	3	4						
ANDREW DESJARDINS*	13	0	2	2	7						
ADAM CLENDENING†	4	1	1	2	2						
PETER REGIN	4	0	1	1	0						

GOALIES	GP	W	L	OTL	MIN	GA	SO	SV%
CRAWFORD, COREY	57	32	20	5	3,333	126	2	.924
DARLING, SCOTT	14	9	4	0	833	27	1	.936
RAANTIA, ANTTI	14	7	4	1	792	25	2	.936

# HISTORY OF THE BLACKHAWKS

## 2015-16 CHICAGO BLACKHAWKS

47-26-9, 103 POINTS, 3RD CENTRAL DIVISION

GM	DATE	OPPONENT	RESULT	SCORE	RECORD	GM	DATE	OPPONENT	RESULT	SCORE	RECORD
1	10/07	NY RANGERS	L	3-2	0-1-0	42	01/06	PITTSBURGH	W	3-1	25-13-4
2	10/09	@ NY Islanders	W (OT)	3-2	1-1-0	43	01/08	BUFFALO	W	3-1	26-13-4
3	10/10	NY ISLANDERS	W	4-1	2-1-0	44	01/10	COLORADO	W	6-3	27-13-4
4	10/14	@ Philadelphia	L	3-0	2-2-0	45	01/12	NASHVILLE	W	3-2	28-13-4
5	10/15	@ Washington	L	4-1	2-3-0	46	01/14	@ Montreal	W	2-1	29-13-4
6	10/17	COLUMBUS	W	4-1	3-3-0	47	01/15	@ Toronto	W	4-1	30-13-4
7	10/22	FLORIDA	W	3-2	4-3-0	48	01/17	MONTREAL	W	5-2	31-13-4
8	10/24	TAMPA BAY	W (OT)	1-0	5-3-0	49	01/19	@ Nashville	W	4-1	32-13-4
9	10/26	ANAHEIM	W (OT)	1-0	6-3-0	50	01/21	@ Tampa Bay	L	2-1	32-14-4
10	10/29	@ Winnipeg	L	3-1	6-4-0	51	01/22	@ Florida	L	4-0	32-15-4
11	10/30	@ Minnesota	L	5-4	6-5-0	52	01/24	ST. LOUIS	W	2-0	33-15-4
12	11/02	LOS ANGELES	W	4-2	7-5-0	53	01/26	@ Carolina	L	5-0	33-16-4
13	11/04	ST. LOUIS	L (OT)	6-5	7-5-1	54	02/02	@ Colorado	W	2-1	34-16-4
14	11/06	@ New Jersey	L	4-2	7-6-1	55	02/04	@ Arizona	W (OT)	5-4	35-16-4
15	11/08	EDMONTON	W	4-2	8-6-1	56	02/06	@ Dallas	W	5-1	36-16-4
16	11/12	NEW JERSEY	L	3-2	8-7-1	57	02/09	SAN JOSE	L	2-0	36-17-4
17	11/14	@ St. Louis	W	4-2	9-7-1	58	02/11	DALLAS	L	4-2	36-18-4
18	11/15	CALGARY	W	4-1	10-7-1	59	02/13	ANAHEIM	L (OT)	3-2	36-18-5
19	11/18	@ Edmonton	W (OT)	4-3	11-7-1	60	02/15	TORONTO	W	7-2	37-18-5
20	11/20	@ Calgary	L (OT)	2-1	11-7-2	61	02/17	@ NY Rangers	W	5-3	38-18-5
21	11/21	@ Vancouver	L	6-3	11-8-2	62	02/21	@ Minnesota *	L	6-1	38-19-5
22	11/25	@ San Jose	W	5-2	12-8-2	63	02/25	NASHVILLE	L	3-1	38-20-5
23	11/27	@ Anaheim	W (OT)	3-2	13-8-2	64	02/28	WASHINGTON	W	3-2	39-20-5
24	11/28	@ Los Angeles	L (OT)	3-2	13-8-3	65	03/03	@ Detroit	W	5-2	40-20-5
25	12/01	MINNESOTA	L	2-1	13-9-3	66	03/05	@ Boston	L	4-2	40-21-5
26	12/03	@ Ottawa	L (OT)	4-3	13-9-4	67	03/06	DETROIT	W	4-1	41-21-5
27	12/06	WINNIPEG	W	3-1	14-9-4	68	03/09	@ St. Louis	L (SO)	3-2	41-21-6
28	12/08	NASHVILLE	W	4-1	15-9-4	69	03/11	@ Dallas	L	5-2	41-22-6
29	12/10	@ Nashville	L	5-1	15-10-4	70	03/14	LOS ANGELES	L	5-0	41-23-6
30	12/11	WINNIPEG	W	2-0	16-10-4	71	03/16	PHILADELPHIA	L	3-2	41-24-6
31	12/13	VANCOUVER	W	4-0	17-10-4	72	03/18	@ Winnipeg	W	4-0	42-24-6
32	12/15	COLORADO	L	3-0	17-11-4	73	03/20	MINNESOTA	L (SO)	3-2	42-24-7
33	12/17	EDMONTON	W	4-0	18-11-4	74	03/22	DALLAS	L	6-2	42-25-7
34	12/19	@ Buffalo	W (SO)	3-2	19-11-4	75	03/26	@ Calgary	W	4-1	43-25-7
35	12/20	SAN JOSE	W (OT)	4-3	20-11-4	76	03/27	@ Vancouver	W	3-2	44-25-7
36	12/22	@ Dallas	L	4-0	20-12-4	77	03/29	@ Minnesota	L	4-1	44-26-7
37	12/27	CAROLINA	L	2-1	20-13-4	78	04/01	@ Winnipeg	W (OT)	5-4	45-26-7
38	12/29	@ Arizona	W	7-5	21-13-4	79	04/03	BOSTON	W	6-4	46-26-7
39	12/31	@ Colorado	W (OT)	4-3	22-13-4	80	04/05	ARIZONA	W	6-2	47-26-7
40	01/03	OTTAWA	W	3-0	23-13-4	81	04/07	ST. LOUIS	L (OT)	2-1	47-26-8
41	01/05	@ Pittsburgh	W (OT)	3-2	24-13-4	82	04/09	@ Columbus	L (OT)	5-4	47-26-9

\* 2016 Stadium Series game played at TCF Bank Stadium in Minneapolis

PLAYER	GP	G	A	PTS	PIM	PLAYER	GP	G	A	PTS	PIM
PATRICK KANE	82	46	60	106	30	# MARKO DANO	13	1	1	2	2
ARTEMI PANARIN	80	30	47	77	32	DAVID RUNDBLAD	9	0	2	2	6
JONATHAN TOEWS	80	28	30	58	62	BRYAN BICKELL	25	0	2	2	2
BRENT SEABROOK	81	14	35	49	32	* CHRISTIAN EHRHOF	8	0	2	2	2
DUNCAN KEITH	67	9	34	43	26	COREY CRAWFORD	58	0	1	1	2
ARTEM ANISIMOV	77	20	22	42	12	* DALE WEISE	15	0	1	1	2
TEJVO TERAVAINEN	78	13	22	35	20	# JIRI SEKAC	6	0	1	1	2
ANDREW SHAW	78	14	20	34	69	RYAN HARTMAN	3	0	1	1	0
MARIAN HOSSA	64	13	20	33	24	SCOTT DARLING	29	0	0	0	0
NIKLAS HJALMARSSON	81	2	22	24	32	# ROB SCUDDER	17	0	0	0	0
TREVOR VAN RIEMSDYK	82	3	11	14	31	# VIKTOR TIKHONOV	11	0	0	0	6
ERIK GUSTAFSSON	41	0	14	14	4	VINCENT HINOSTROZA	7	0	0	0	6
ANDREW DESJARDINS	77	8	5	13	30	KYLE BAUN	2	0	0	0	0
MICHAEL ROZIVAL	51	1	12	13	33	MARK MCNEILL	1	0	0	0	0
* ANDREW LADD	19	8	4	12	6	MICHAEL LEIGHTON	1	0	0	0	0
DENNIS RASMUSSEN	44	4	5	9	4						
* RICHARD DANIK	30	6	2	8	6						
# RYAN GARbutt	43	2	4	6	27						
# TREVOR DALEY	29	0	6	6	8						
* TOMAS FLEISCHMANN	19	4	1	5	4						
BRANDON MASHINTER	41	4	1	5	23						
# PHILLIP DANAULT	30	1	4	5	6						
VIKTOR SVEDBERG	27	2	2	4	4						
MARCUS KRUGER	41	0	4	4	24						
TANNER KERO	17	1	2	3	2						

\* ACQUIRED IN SEASON # TRADED IN SEASON

GOALIES	GP	W	L	OTL	MINS	GA	SO	AVG
COREY CRAWFORD	58	35	18	5	3,323	151	7	2.37
SCOTT DARLING	29	12	8	4	1,560	67	1	2.58
MICHAEL LEIGHTON	1	0	0	0	39	1	0	1.52

LEADERSHIP
PLAYERS
2019-20
OPPONENTS
TRADITION
RECORDS
PLAYOFFS
HISTORY
MINORS
MEDIA



# HISTORY OF THE BLACKHAWKS

## 2016-17 CHICAGO BLACKHAWKS

50-23-9, 109 POINTS, 1ST CENTRAL DIVISION

	GM	DATE	OPPONENT	RESULT	SCORE	RECORD	GM	DATE	OPPONENT	RESULT	SCORE	RECORD
LEADERSHIP	1	10/07	NY RANGERS	L	3-2	0-1-0	42	01/06	PITTSBURGH	W	3-1	25-15-4
	2	10/09	@ NY Islanders	W (OT)	3-2	1-1-0	43	01/08	BUFFALO	W	3-1	26-15-4
	3	10/10	NY ISLANDERS	W	4-1	2-1-0	44	01/10	COLORADO	W	6-3	27-15-4
	4	10/14	@ Philadelphia	L	3-0	2-2-0	45	01/12	NASHVILLE	W	3-2	28-15-4
PLAYERS	5	10/15	@ Washington	L	4-1	2-3-0	46	01/14	@ Montreal	W	2-1	29-15-4
	6	10/17	COLUMBUS	W	4-1	3-3-0	47	01/15	@ Toronto	W	4-1	30-15-4
	7	10/22	FLORIDA	W	3-2	4-3-0	48	01/17	MONTREAL	W	5-2	31-15-4
	8	10/24	TAMPA BAY	W (OT)	1-0	5-3-0	49	01/19	@ Nashville	W	4-1	32-15-4
2019-20	9	10/26	ANAHEIM	W (OT)	1-0	6-3-0	50	01/21	@ Tampa Bay	L	2-1	32-14-4
	10	10/29	@ Winnipeg	L	3-1	6-4-0	51	01/22	@ Florida	L	4-0	32-15-4
	11	10/30	@ Minnesota	L	5-4	6-5-0	52	01/24	ST. LOUIS	W	2-0	33-15-4
	12	11/02	LOS ANGELES	W	4-2	7-5-0	53	01/26	@ Carolina	L	5-0	33-16-4
OPPONENTS	13	11/04	ST. LOUIS	L (OT)	6-5	7-5-1	54	02/02	@ Colorado	W	2-1	34-16-4
	14	11/06	@ New Jersey	L	4-2	7-6-1	55	02/04	@ Arizona	W (OT)	5-4	35-16-4
	15	11/08	EDMONTON	W	4-2	8-6-1	56	02/06	@ Dallas	W	5-1	36-16-4
	16	11/12	NEW JERSEY	L	3-2	8-7-1	57	02/09	SAN JOSE	L	2-0	36-17-4
TRADITION	17	11/14	@ St. Louis	W	4-2	9-7-1	58	02/11	DALLAS	L	4-2	36-18-4
	18	11/15	CALGARY	W	4-1	10-7-1	59	02/13	ANAHEIM	L (OT)	3-2	36-18-5
	19	11/18	@ Edmonton	W (OT)	4-3	11-7-1	60	02/15	TORONTO	W	7-2	37-18-5
	20	11/20	@ Calgary	L (OT)	2-1	11-7-2	61	02/17	@ NY Rangers	W	5-3	38-18-5
RECORDS	21	11/21	@ Vancouver	L	6-3	11-8-2	62	02/21	@ Minnesota *	L	6-1	38-19-5
	22	11/25	@ San Jose	W	5-2	12-8-2	63	02/25	NASHVILLE	L	3-1	38-20-5
	23	11/27	@ Anaheim	W (OT)	3-2	13-8-2	64	02/28	WASHINGTON	W	3-2	39-20-5
	24	11/28	@ Los Angeles	L (OT)	3-2	13-8-3	65	03/03	@ Detroit	W	5-2	40-20-5
PLAYOFFS	25	12/01	MINNESOTA	L	2-1	13-9-3	66	03/05	@ Boston	L	4-2	40-21-5
	26	12/03	@ Ottawa	L (OT)	4-3	13-9-4	67	03/06	DETROIT	W	4-1	41-21-5
	27	12/06	WINNIPEG	W	3-1	14-9-4	68	03/09	@ St. Louis	L (SO)	3-2	41-21-6
	28	12/08	NASHVILLE	W	4-1	15-9-4	69	03/11	@ Dallas	L	5-2	41-22-6
HISTORY	29	12/10	@ Nashville	L	5-1	15-10-4	70	03/14	LOS ANGELES	L	5-0	41-23-6
	30	12/11	WINNIPEG	W	2-0	16-10-4	71	03/16	PHILADELPHIA	L	3-2	41-24-6
	31	12/13	VANCOUVER	W	4-0	17-10-4	72	03/18	@ Winnipeg	W	4-0	42-24-6
	32	12/15	COLORADO	L	3-0	17-11-4	73	03/20	MINNESOTA	L (SO)	3-2	42-24-7
MINORS	33	12/17	EDMONTON	W	4-0	18-11-4	74	03/22	DALLAS	L	6-2	42-25-7
	34	12/19	@ Buffalo	W (SO)	3-2	19-11-4	75	03/26	@ Calgary	W	4-1	43-25-7
	35	12/20	SAN JOSE	W (OT)	4-3	20-11-4	76	03/27	@ Vancouver	W	3-2	44-25-7
	36	12/22	@ Dallas	L	4-0	20-12-4	77	03/29	@ Minnesota	L	4-1	44-26-7
MEDIA	37	12/27	CAROLINA	L	2-1	20-13-4	78	04/01	@ Winnipeg	W (OT)	5-4	45-26-7
	38	12/29	@ Arizona	W	7-5	21-13-4	79	04/03	BOSTON	W	6-4	46-26-7
	39	12/31	@ Colorado	W (OT)	4-3	22-13-4	80	04/05	ARIZONA	W	6-2	47-26-7
	40	01/03	OTTAWA	W	3-0	23-13-4	81	04/07	ST. LOUIS	L (OT)	2-1	47-26-8
	41	01/05	@ Pittsburgh	W (OT)	3-2	24-13-4	82	04/09	@ Columbus	L (OT)	5-4	47-26-9

\* 2016 Stadium Series game played at TCF Bank Stadium in Minneapolis

PLAYER	GP	G	A	PTS	PIM	GOALIES	GP	W	L	OTL	MINS	GA	SO	AVG
PATRICK KANE	82	34	55	89	32	COREY CRAWFORD	55	32	18	4	3,247	138	2	2.55
ARTEM PANARIN	82	31	43	74	21	SCOTT DARLING	32	18	5	5	1,689	67	2	2.38
JONATHAN TOEWS	72	21	57	58	35									
DUNCAN KEITH	80	6	47	53	16									
MARIAN Hossa	73	26	19	45	8									
ARTEM ANISIMOV	64	22	23	45	30									
RICHARD PANIK	82	22	22	44	58									
BRENT SEABROOK	79	3	36	39	26									
RYAN HARTMAN	76	19	12	31	70									
NICK SCHMALTZ	61	6	22	28	6									
NIKLAS Hjalmarsson	73	5	13	18	20									
MARCUS KRUGER	70	5	12	17	34									
BRIAN CAMPBELL	80	5	12	17	24									
TANNER KERO	47	6	10	16	8									
TREVOR VAN RIEMSDYK	58	5	11	16	29									
VINNIE HINOSTROZA	49	6	8	14	17									
DENNIS RASMUSSEN	68	4	4	8	12									
MICHAEL KEMPNY	50	2	6	8	22									
TYLER MOTTE	33	4	3	7	14									
GUSTAV FORSLING	38	2	3	5	4									
JOHN HAYDEN	12	1	3	4	4									
JORDIN TOOTOO	50	2	1	3	28									
MICHAEL ROZISVAL	22	1	2	3	14									
JOHNNY ODUYA	15	1	1	2	8									
TOMAS JURCO	13	1	0	1	2									
ANDREW DESJARDINS	46	0	1	1	22									
SPENCER ABBOTT	1	0	0	0	0									

# HISTORY OF THE BLACKHAWKS

## 2017-18 CHICAGO BLACKHAWKS

33-39-10, 76 POINTS, 6TH CENTRAL DIVISION

GM	DATE	OPPONENT	RESULT	SCORE	RECORD	GM	DATE	OPPONENT	RESULT	SCORE	RECORD
1	10/05	PITTSBURGH	W	10-1	1-0-0	42	01/09	@ Ottawa	W	8-2	21-17-4
2	10/07	COLUMBUS	W	5-1	2-0-0	43	01/10	MINNESOTA	L	2-1	21-18-4
3	10/09	@ Toronto	OTL	4-3	2-0-1	44	01/12	WINNIPEG	W	2-1	22-18-4
4	10/10	@ Montreal	W	3-1	3-0-1	45	01/14	DETROIT	L	4-0	22-19-4
5	10/12	MINNESOTA	L	5-2	3-1-1	46	01/20	NY ISLANDERS	L	7-3	22-20-4
6	10/14	NASHVILLE	W	2-1	4-1-1	47	01/22	TAMPA BAY	L	2-0	22-21-4
7	10/18	@ St. Louis	L	5-2	4-2-1	48	01/24	@ Toronto	OTL	3-2	22-21-5
8	10/19	EDMONTON	OTL	2-1	4-2-2	49	01/25	@ Detroit	W	5-1	23-21-5
9	10/21	@ Arizona	W	4-2	5-2-2	50	01/30	@ Nashville	W	2-1	24-21-5
10	10/24	@ Vegas	L	4-2	5-3-2	51	02/01	@ Vancouver	L	4-2	24-22-5
11	10/27	NASHVILLE	L	2-1	5-4-2	52	02/03	@ Calgary	OTL	4-3	24-22-6
12	10/28	@ Colorado	L	6-3	5-5-2	53	02/06	CALGARY	L	3-2	24-23-6
13	11/01	PHILADELPHIA	W	3-0	6-5-2	54	02/08	DALLAS	L	4-2	24-24-6
14	11/04	@ MINNESOTA	W	2-0	7-5-2	55	02/10	@ Minnesota	L	3-0	24-25-6
15	11/05	MONTREAL	L	2-0	7-6-2	56	02/12	@ Arizona	L	6-1	24-26-6
16	11/09	@ Philadelphia	L	3-1	7-7-2	57	02/13	@ Vegas	L	5-2	24-27-6
17	11/11	@ Carolina	W	4-3	8-7-2	58	02/15	ANAHEIM	L	3-2	24-28-6
18	11/12	NEW JERSEY	L	7-5	8-8-2	59	02/17	WASHINGTON	W	7-1	25-28-6
19	11/15	NY RANGERS	W	6-3	9-8-2	60	02/19	LOS ANGELES	L	3-1	25-29-6
20	11/18	@ Pittsburgh	W	2-1	10-8-2	61	02/21	OTTAWA	W (SO)	3-2	26-29-6
21	11/22	@ Tampa Bay	L	3-2	10-9-2	62	02/23	SAN JOSE	W	3-1	27-29-6
22	11/25	@ Florida	W	4-1	11-9-2	63	02/24	@ Columbus	L	3-2	27-30-6
23	11/27	Anaheim	W	7-3	12-9-2	64	03/01	@ San Jose	L	7-2	27-31-6
24	11/28	@ Nashville	L	3-2	12-10-2	65	03/03	@ Los Angeles	W	5-3	28-31-6
25	11/30	DALLAS	L	4-3	12-11-2	66	03/04	@ Anaheim	L	6-3	28-32-6
26	12/02	@ Dallas	L (SO)	3-2	12-11-3	67	03/06	COLORADO	W (OT)	2-1	29-32-6
27	12/03	LOS ANGELES	L	3-1	12-12-3	68	03/08	CAROLINA	L	3-2	29-33-6
28	12/06	@ Washington	L	6-2	12-13-3	69	03/10	@ Boston	L	7-4	29-34-6
29	12/08	BUFFALO	W (OT)	3-2	13-13-3	70	03/11	BOSTON	W	3-1	30-34-6
30	12/10	ARIZONA	W	3-1	14-13-3	71	03/15	@ Winnipeg	L	6-2	30-35-6
31	12/12	FLORIDA	W (OT)	3-2	15-13-3	72	03/17	@ Buffalo	L	5-3	30-36-6
32	12/14	@ Winnipeg	W	5-1	16-13-3	73	03/18	ST. LOUIS	OTL	5-4	30-36-7
33	12/17	MINNESOTA	W	4-1	17-13-3	74	03/20	COLORADO	L	5-1	30-37-7
34	12/21	DALLAS	L	4-0	17-14-3	75	03/22	VANCOUVER	L	5-2	30-38-7
35	12/23	@ New Jersey	L	4-1	17-15-3	76	03/24	@ NY Islanders	W	3-1	31-38-7
36	12/28	@ Vancouver	L	5-2	17-16-3	77	03/26	SAN JOSE	L (SO)	4-3	31-38-8
37	12/29	@ Edmonton	W (OT)	4-3	18-16-3	78	03/29	WINNIPEG	W	6-2	32-38-8
38	12/31	@ Calgary	L (OT)	4-3	18-16-4	79	03/30	@ Colorado	L	5-0	32-39-8
39	01/03	@ NY Rangers	W	5-2	19-16-4	80	04/04	@ St. Louis	W	4-3	33-39-8
40	01/05	VEGAS	L	5-4	19-17-4	81	04/06	ST. LOUIS	L	4-1	33-40-8
41	01/07	EDMONTON	W	4-1	20-17-4	82	04/07	@ Winnipeg	L	4-1	33-41-8

PLAYER	GP	G	A	PTS	PIM
PATRICK KANE	82	27	49	76	32
ALEX DEBRINCAT	82	28	24	52	6
NICK SCHMALTZ	78	21	31	52	18
JONATHAN TOEWS	74	20	32	52	47
BRANDON SAAD	82	18	17	35	14
DUNCAN KEITH	82	2	30	32	28
ARTEM ANISIMOV	72	20	11	31	22
BRENT SEABROOK	81	7	19	26	38
RYAN HARTMAN	57	8	17	25	58
VINNIE HINOSTROZA	50	7	18	25	10
PATRICK SHARP	70	10	11	21	14
JAN RUTTA	57	6	14	20	24
RICHARD PANIK	37	6	10	16	26
ERIK GUSTAFSSON	35	5	11	16	6
JORDAN OESTERLE	55	5	10	15	8
CONNOR MURPHY	76	2	12	14	34
JOHN HAYDEN	47	4	9	13	54
GUSTAV FORSLING	41	3	10	13	8
TOMMY WINGELS	57	7	5	12	45
DAVID KAMPP	46	4	7	11	12
TOMAS JURCO	29	6	4	10	12
LANCE BOUTA	53	3	6	9	36
ANTHONY DUCLAIR	23	2	6	8	6
MICHAEL KEMPNY	31	1	6	7	12

PLAYER	GP	G	A	PTS	PIM
CODY FRANSON	23	1	6	7	8
TANNER KERO	8	1	2	3	0
DYLAN SIKURA	5	0	3	3	0
CARL DAHLSTROM	11	0	3	3	0
MATTHEW HIGMORE	13	2	0	2	0
BLAKE HILLMAN	4	1	0	1	0
ANDREAS MARTINSEN	9	1	0	1	17
VICTOR EIDSELL	6	0	1	1	0

GOALIES	GP	W	L	OTL	MIN	GA	SO	AVG
COREY CRAWFORD	28	16	9	2	2,27	1,584	782	.929
ANTON FORSBERG	35	10	16	4	2,97	1,715	836	.908
J-F BÉRUBÉ	13	3	6	1	3,78	667	356	.894
JEFF GLASS	15	3	7	3	3,36	821	406	.898
COLLIN DELIA	2	1	1	0	3,96	106	56	.889
SCOTT FOSTER	1	0	0	0	0.00	14	7	1.000

LEADERSHIP

PLAYERS

2019-20

OPPONENTS

TRADITION

RECORDS

PLAYOFFS

HISTORY

MINORS

MEDIA

# HISTORY OF THE BLACKHAWKS

## 2018-19 CHICAGO BLACKHAWKS

36-34-12, 84 POINTS, 6TH CENTRAL DIVISION

	GM	DATE	OPPONENT	RESULT	SCORE	RECORD	GM	DATE	OPPONENT	RESULT	SCORE	RECORD					
LEADERSHIP	1	10/04	@ Ottawa	OTW	4-3	1-0-0	42	01/01	BOSTON	L	4-2	15-21-6					
	2	10/06	@ St. Louis	OTW	5-4	2-0-0	43	01/03	@ NY Islanders	OTL	3-2	15-21-7					
	3	10/07	TORONTO	OTL	7-6	2-0-1	44	01/06	@ Pittsburgh	W	5-3	16-21-7					
	4	10/11	@ Minnesota	OTL	4-3	2-0-2	45	01/07	CALGARY	L	4-3	16-22-7					
	5	10/13	ST. LOUIS	OTW	4-3	3-0-2	46	01/09	NASHVILLE	OTL	4-3	16-22-8					
	6	10/18	ARIZONA	L	4-1	3-1-2	47	01/12	LAS VEGAS	OTL	4-3	16-22-9					
	7	10/20	@ Columbus	W	4-1	4-1-2	48	01/14	@ New Jersey	L	8-5	16-23-9					
	8	10/21	TAMPA BAY	L	6-3	4-2-2	49	01/17	@ NY Rangers	L	4-3	16-23-9					
PLAYERS	9	10/23	ANAHEIM	W	3-1	5-2-2	50	01/20	WASHINGTON	W	8-5	17-23-9					
	10	10/25	NY RANGERS	W	4-1	6-2-2	51	01/22	NY ISLANDERS	W (SO)	3-2	18-23-9					
	11	10/27	@ St. Louis	L	7-3	6-3-2	52	02/01	@ Buffalo	W	7-3	19-24-9					
	12	10/28	EDMONTON	OTL	2-1	6-3-3	53	02/02	@ Minnesota	OTW	4-3	20-24-9					
	13	10/31	@ Vancouver	L	4-2	6-4-3	54	02/05	@ Edmonton	W	6-2	21-24-9					
	14	11/01	@ Edmonton	L	4-0	6-5-3	55	02/07	VANCOUVER	OTW	4-3	22-24-9					
	15	11/03	@ Calgary	L	5-3	6-6-3	56	02/10	DETROIT	W	5-2	23-24-9					
	16	11/08	CAROLINA	L	4-3	6-7-3	57	02/12	@ Boston	L	6-3	23-25-9					
2019-20	17	11/10	@ Philadelphia	L	4-0	6-8-3	58	02/14	NEW JERSEY	W	5-2	24-25-9					
	18	11/12	@ Carolina	OTL	3-2	6-8-4	59	02/16	COLUMBUS	L	5-2	24-26-9					
	19	11/14	ST. LOUIS	W	1-0	7-8-4	60	02/18	OTTAWA	W	8-7	25-26-9					
	20	11/16	LOS ANGELES	L (SO)	2-1	7-8-5	61	02/20	@ Detroit	OTW	5-4	26-26-9					
	21	11/18	MINNESOTA	W	3-1	8-8-5	62	02/22	COLORADO	L	5-3	26-27-9					
	22	11/21	@ Washington	L	4-2	8-9-5	63	02/24	DALLAS	L	4-3	26-28-9					
	23	11/23	@ Tampa Bay	L	4-2	8-10-5	64	02/27	@ Anaheim	W	4-3	27-28-9					
	24	11/24	@ Florida	OTW	5-4	9-10-5	65	03/02	@ Los Angeles	L	6-3	27-29-9					
OPPONENTS	25	11/27	LAS VEGAS	L	8-3	9-11-5	66	03/03	@ San Jose	L	5-2	27-30-9					
	26	11/29	@ Winnipeg	L	6-5	9-12-5	67	03/07	BUFFALO	W (SO)	5-4	28-30-9					
	27	12/01	@ Nashville	L	5-2	9-13-5	68	03/09	@ Dallas	W	2-1	29-30-9					
	28	12/02	CALGARY	L	3-2	9-14-5	69	03/11	ARIZONA	W	7-1	30-30-9					
	29	12/05	@ Anaheim	L	4-2	9-15-5	70	03/13	@ Toronto	W	5-4	31-30-9					
	30	12/06	@ Las Vegas	L	4-3	9-16-5	71	03/16	@ Montreal	W	2-0	32-30-9					
	31	12/09	MONTREAL	L	3-2	9-17-5	72	03/18	VANCOUVER	OTL	3-2	32-30-10					
	32	12/11	@ Winnipeg	L	6-3	9-18-5	73	03/21	PHILADELPHIA	L	3-1	32-31-10					
TRADITION	33	12/12	PITTSBURGH	W	6-3	10-18-5	74	03/23	@ Colorado	L	4-2	32-32-10					
	34	12/14	WINNIPEG	OTL	4-3	10-18-6	75	03/24	COLORADO	OTW	2-1	33-32-10					
	35	12/16	SAN JOSE	L	7-3	10-19-6	76	03/26	@ Arizona	L	1-0	33-33-10					
	36	12/18	NASHVILLE	W	2-1	11-19-6	77	03/28	@ San Jose	W	5-4	34-33-10					
	37	12/20	@ Dallas	W	5-2	12-19-6	78	03/30	@ Los Angeles	OTL	3-2	34-33-11					
	38	12/21	@ Colorado	W	2-1	13-19-6	79	04/01	WINNIPEG	OTL	4-3	34-33-12					
	39	12/23	FLORIDA	L	6-3	13-20-6	80	04/03	ST. LOUIS	W (SO)	4-3	35-33-12					
	40	12/27	MINNESOTA	W	5-2	14-20-6	81	04/05	DALLAS	W	6-1	36-33-12					
RECORDS	41	12/29	@ Colorado	OTW	3-2	15-20-6	82	04/06	@ Nashville	L	5-2	36-34-12					
	PLAYER		GP	G	A	PTS	PIM	GOALIES		GP	W	L	OTL	MINS	SO	GA	AVG
	PATRICK KANE		81	44	66	110	22	CAM WARD		33	16	12	4	1882	0	115	3.67
	JONATHAN TOEWS		82	35	46	81	40	COREY CRAWFORD		39	14	18	5	2213	2	108	2.93
	ALEX DEBRINCAT		82	41	35	76	15	COLLIN DELIA		16	6	4	3	831	0	50	3.61
	ERIK GUSTAFSSON		79	17	43	60	34										
	DYLAN STROME		58	17	34	51	14										
	BRANDON SAAD		80	23	24	47	12										
PLAYOFFS	DUNCAN KEITH		82	6	34	40	70										
	ARTEM ANISIMOV		78	15	22	37	14										
	DOMINIK KAHUN		82	13	24	37	6										
	BRENT SEABROOK		78	5	23	28	41										
	DAVID KAMPE		63	4	15	19	14										
	BRENDAN PERLINI		46	12	3	15	20										
	CONNOR MURPHY		52	5	8	13	40										
	DRAKE CAGGIULA		26	5	7	12	12										
HISTORY	HENRI JOKIHARJU		38	0	12	12	16										
	MARCUS KRUGER		74	4	8	12	30										
	NICK SCHMALTZ		23	2	9	11	6										
	CHRIS KUNITZ		56	5	5	10	23										
	GUSTAV FORSLING		43	3	6	9	30										
	DYLAN SIKURA		33	0	8	8	0										
	CARL DAHLSTROM		38	0	6	6	6										
	JAN RUTTA		23	2	4	6	12										
MINORS	ALEXANDRE FORTIN		24	3	3	6	2										
	JOHN HAYDEN		54	3	2	5	27										
	SLATER KOEKOEK		22	1	4	5	10										
	ANDREAS MARTINSEN		24	1	3	4	14										
	BRANDON MANNING		27	1	2	3	21										
	BRANDON DAVIDSON		10	0	1	1	15										
	LUKE JOHNSON		15	0	1	1	8										
	MEDIA																

# ALL-TIME ROSTER

NAME	GP	G	A	PTS	PIM	POS	UNIFORM NO.	YEARS
ABBOTT, SPENCER	1	0	0	0	0	F	24	2017
ABEL, CLARENCE	222	9	12	21	214	D	2	1929-34
ABEL, SID	42	5	4	9	10	F	19, 20, 21	1952-54
ADAMS, CRAIG	71	4	8	12	46	F	28	2008-09
ADAMS, KEVIN	27	0	2	2	13	F	17	2006-08
ADAMS, STEWART	85	9	24	33	70	F	16	1929-32
AHLIN, TONY "RUDY"	1	0	0	0	0	F	—	1937-38
AITKEN, JONATHAN	41	0	1	1	70	D	56	2003-04
ALEXEEV, NIKITA	15	2	0	2	0	R	34	2006-07
ALLEN, GEORGE	272	69	95	164	159	D	6	1939-44, 45-46
ALLISON, JAMIE	142	4	8	12	217	D	38, 33	1998-2001
ALMAS, RALPH	1	0	0	0	0	G	1	1950-51
AMONTE, TONY	627	268	273	541	468	F	10	1994-02
ANDERSON, CRAIG	56	0	1	1	18	G	31	2002-06
ANDRIEVSKI, ALEXANDER	1	0	0	0	0	F	56	1992-93
ANGOTTI, LOU	370	51	96	147	118	F	6	1965-67, 69-73
ANHOLT, DARREL	1	0	0	0	0	D	33	1983-84
ANISIMOV, ARTEM	291	77	78	155	78	C	15	2015-19
ARBOUR, AL	180	6	17	23	188	D	2	1958-61
ARBOUR, TY	160	21	20	41	100	F	8	1927-31
ARCHAMBAULT, MICHEL	3	0	0	0	0	F	27	1976-77
ARKHIPOV, DENIS	79	10	17	27	54	C	19	2006-07
ARNASON, TYLER	245	57	82	139	80	F	39	2002-06
ATCHEYNUM, BLAIR	66	6	9	15	8	F	34, 15	1999-2001
ASHWORTH, FRANK	18	5	4	9	2	F	6	1946-47
AUCOIN, ADRIAN	92	5	17	22	88	D	33	2005-07
BABANDO, PETE	148	34	38	72	79	F	10	1950-53
BABCHUK, ANTON	22	2	5	7	18	D	6, 8	2003-06
BACKSTROM, RALPH	16	6	3	9	2	F	14	1972-73
BAILEY, BOB	28	3	6	9	38	F	20	1957-58
BALDWIN, DOUG	5	0	0	0	2	D	3	1947-48
BALFOUR, EARL	208	16	16	32	30	F	20	1958-61
BALFOUR, MURRAY	286	66	87	153	357	F	8	1959-64
BANCROFT, STEVE	1	0	0	0	0	D	42	1992-93
BANNERMAN, MURRAY	288	0	10	10	37	G	30	1980-87
BARINKA, MICHAL	34	0	2	2	26	D	42	2003-06
BARKER, CAM	200	17	63	80	219	D	25	2005-10
BARKLEY, DOUG	6	0	0	0	2	D	6, 19	1957-58, 59-60
BARNABY, MATTHEW	82	8	20	28	178	F	36	2005-06
BARTOVIC, MILAN	24	1	6	7	8	F	26	2005-06
BASSEN, BOB	55	5	13	18	70	F	22	1988-90
BASSEN, HENRY "HANK"	33	0	0	0	2	G	1	1954-56
BAUMGARTNER, NOLAN	8	0	0	0	6	D	38	2000-01
BAUN, KYLE	5	0	0	0	0	F	39	2015-16
<b>BEAUDIN, NIKOLAS</b>	<b>1</b>	<b>0</b>	<b>0</b>	<b>0</b>	<b>0</b>	<b>D</b>	<b>74</b>	<b>2020-</b>
BEDARD, JIM	22	1	1	2	8	D	21	1949-51
BELFOUR, ED	415	0	18	18	240	G	30, 31, 1	1988-97
BELL, MARK	339	72	79	151	454	F	28	2000-06
BENNETT, ADAM	21	0	2	2	20	D	47	1991-93
BENTLEY, DOUG	545	217	314	531	215	F	14, 7	1939-44, 45-52
BENTLEY, MAX	235	109	147	256	32	F	18, 4, 5	1940-43, 45-48
BENTLEY, REG	11	1	2	3	2	F	14, 19	1942-43
BERARD, BRYAN	58	13	34	47	53	D	3, 4	2003-04
BEREZIN, SERGEI	66	18	13	31	8	F	94	2002-03
BERGEVIN, MARC	266	12	29	41	283	D	2, 32	1984-89
BERTI, ADAM	2	0	0	0	0	F	45	2008
BERUBE, J-F	13	0	0	0	0	G	31	2017-18
BESLER, PHIL	17	1	2	3	14	D/F	14	1938-39
BIBEAULT, PAUL	41	0	0	0	2	G	1	1946-47
BICANEK, RADIM	18	0	3	3	10	D	32	1999-2000
BICKELL, BRYAN	384	65	70	135	188	L	38, 29	2006-16
BLACK, JAMES	129	25	19	44	44	F	38, 34	1995-98
BLACK, STEVE	39	4	6	10	22	F	17	1950-51
BLADE, HANK	24	2	3	5	2	F	11, 19, 18	1946-48
BLAIR, ANDY	44	0	3	3	33	F	15	1936-37
BLINCO, RUSSELL	48	3	12	15	2	F	9	1938-39
BLUNDEN, MICHAEL	10	0	0	0	10	R	28	2006-09
BOCHENSKI, BRANDON	30	4	2	6	10	F	20	2005-07
BODNAR, GUS	399	87	142	229	131	F	5, 12	1947-54
BOLDIREV, IVAN	384	140	195	335	186	F	12	1974-79

LEADERSHIP	PLAYERS	2019-20	OPPONENTS	TRADITION	RECORDS	PLAYOFFS	HISTORY	MINORS	MEDIA
------------	---------	---------	-----------	-----------	---------	----------	---------	--------	-------

# ALL-TIME ROSTER

	NAME	GP	G	A	PTS	PIM	POS	UNIFORM NO.	YEARS
LEADERSHIP	BOLLAND, DAVE	332	70	98	168	211	C	36	2006-13
	BOLLIG, BRANDON	125	7	7	14	201	L	52	2012-14
	BONDRA, PETER	37	5	9	14	26	R	12	2006-07
	BONVIE, DENNIS	11	0	0	0	44	F	44, 46	1998-99
	<b>BOOQVIST, ADAM</b>	<b>41</b>	<b>4</b>	<b>9</b>	<b>13</b>	<b>6</b>	<b>D</b>	<b>27</b>	<b>2019-</b>
	BORDELEAU, CHRIS	25	6	8	14	6	F	23	1971-72
	BORDELEAU, J.P.	519	97	126	223	143	F	22, 23, 25	1969-80
	BOSTROM, HELGE	96	3	3	6	68	D	9, 17, 10, 3	1929-33
	BOUCHER, BRIAN	15	0	0	0	0	G	35	2006-07
	BOUCHER, GEORGES	43	1	5	6	54	D	15	1931-32
PLAYERS	BOUDREAU, BRUCE	7	1	0	1	2	D	52	1985-86
	BOUDRAIS, ANDRE	20	4	10	14	4	F	18	1968-69
	BOUMA, LANCE	53	3	6	9	36	F	17	2017-18
	BOURQUE, RENÉ	183	33	42	75	136	F	14, 12	2005-08
	BOWMAN, KIRK	88	11	17	28	19	F	16, 28	1976-79
	BOYD, RANDY	26	0	4	4	22	D	2, 32	1983-85
	BOYER, WALLY	42	5	6	11	15	F	19	1966-67
	BOYNTON, NICK	48	1	8	9	48	D	24	2009-10
	BRAYSHAW, RUSS	43	5	9	14	24	F	16	1944-45
	BRENNEMAN, JOHN	17	1	0	1	2	F	12	1964-65
2019-20	BRENT, TIM	2	0	0	0	2	F	56	2009
	BRETTO, JOE	3	0	0	0	4	D	2	1944-45
	BRIMSEK, FRANK	70	0	0	0	2	G	1	1949-50
	BRINK, MILT	5	0	0	0	0	F	11	1936-37
	BROOKBANK, SHELDON	74	3	5	8	73	D	17	2013-14
	BROPHY, EVAN	1	0	0	0	0	C	47	2010
	BROUWER, TROY	238	49	54	103	161	L	29, 26, 22	2006-11
	BROWN, ADAM	210	38	61	99	244	F	11, 18, 19	1946-51
	BROWN, BRAD	118	1	16	17	318	D	2, 3	1998-2000
	BROWN, CURTIS	71	5	10	15	38	F	37	2005-06
OPPONENTS	BROWN, KEITH	812	64	266	330	854	D	4, 25	1979-93
	BROWN, KEN	1	0	0	0	0	G	30	1970-71
	BROWN, MIKE	2	0	1	1	9	F	56	2005-06
	BROWN, ROB	40	6	17	23	67	F	22, 44	1991-93
	BROWNE, CECIL	13	2	0	2	4	F	9	1927-28
	BRUNETTE, ANDREW	78	12	15	27	4	L	15	2011-12
	BRYDSON, GLENN	70	14	13	27	56	F	3	1935-38
	BUCHANAN, MIKE	1	0	0	0	0	D	6	1951-52
	BULLEY, TED	349	94	102	196	645	F	29	1976-82
	BURCH, BILL	22	2	0	2	2	F	4	1932-33
TRADITION	BURKE, MARTY	150	3	8	11	114	D	4	1934-38
	BURISH, ADAM	169	11	10	21	323	R	37	2006-10
	BURNS, BOBBY	19	1	0	1	2	F	16	1927-30
	BUSKAS, ROD	46	0	4	4	106	D	25, 17	1991-93
	BUTLER, DICK	7	2	0	2	0	F	8	1947-48
	BUTTREY, GORDON	10	0	0	0	0	F	16	1943-44
	BYFUGLIEN, DUSTIN	260	55	54	109	268	R, D	52, 33	2005-10
	BYRAM, SHAWN	1	0	0	0	0	F	46	1991-92
	CAFFERY, TERRY	6	0	0	0	0	F	14	1969-70
	CAGGIULA, DRAKE	66	14	13	27	44	F	91	2018-2020
RECORDS	CALDER, KYLE	359	85	125	210	184	F	25, 22, 19	1999-2006
	CAMAZZOLA, JIM	3	0	0	0	0	F	15, 25	1983-84, 86-87
	CAMPBELL, BRIAN	295	24	110	134	70	D	51	2008-11, 16-17
	CAMPBELL, BRYAN	168	23	51	74	50	F	14	1969-72
	CAMPBELL, DON	17	1	3	4	6	F	9	1943-44
	CAMPBELL, JIM	9	1	1	2	4	F	15	2001-02
	CAMPOLI, CHRIS	19	1	6	7	2	D	14	2011
	CARBOL, LEO	6	0	1	1	4	D	14	1942-43
	CARCILLO, DANIEL	90	8	14	22	147	L	13	2011-13, 2014-15
	CAREY, MATT	2	1	0	1	2	L	25	2014
RECORDS	<b>CARLSSON, LUCAS</b>	<b>6</b>	<b>0</b>	<b>1</b>	<b>1</b>	<b>0</b>	<b>D</b>	<b>46</b>	<b>2020-</b>
	CARNEY, KEITH	271	14	47	61	275	D	4	1993-98
	CARON, SEBASTIEN	1	0	0	0	0	G	29	2006-07
	<b>CARPENTER, RYAN</b>	<b>69</b>	<b>3</b>	<b>12</b>	<b>15</b>	<b>28</b>	<b>F</b>	<b>22</b>	<b>2019-</b>
	CARSE, BILL	123	27	39	66	38	F	9	1939-42
	CARSE, BOB	144	30	51	81	36	F	16, 19	1939-43
	CASSIDY, BRUCE	36	4	13	17	10	D	34, 32, 37	1983-84, 85-90
	CHABOT, LORNE	48	0	0	0	0	G	1	1934-35
	CHAD, JOHN	80	15	22	37	29	F	19, 16, 17	1939-41, 45-46
	CHEVRIER, ALAIN	66	0	2	2	6	G	30	1988-90

# ALL-TIME ROSTER

NAME	GP	G	A	PTS	PIM	POS	UNIFORM NO.	YEARS
CHEBATURKIN, VLADIMIR	13	0	2	2	6	D	45	2001-02
CHECK, LUDE	26	6	2	8	4	F	7	1944-45
CHELOS, CHRIS	664	92	395	487	1,495	D	7	1990-99
CHRISTIAN, DAVE	69	4	17	21	12	F	25	1992-94
CHYZOWSKI, DAVE	8	0	0	0	6	F	54	1996-97
CICONE, ENRICO	78	2	3	5	281	D	39	1996-97
CIESLA, HANK	140	18	31	49	50	F	20	1955-57
CLARK, WENDEL	13	2	0	2	13	F	17	1999-2000
CLEARY, DANIEL	41	4	5	9	24	F	32, 25	1997-99
CLENENING, ADAM	4	1	1	2	2	D	6	2014
CLIFFORD, CHRIS	2	0	0	0	0	G	34, 50	1984-85, 88-89
CLOUTIER, JACQUES	53	0	0	0	10	G	31	1989-91
CLOUTIER, SYLVAIN	7	0	0	0	0	F	14	1998-99
COCHRANE, GLEN	79	1	8	9	217	D	5	1987-89
COFFEY, PAUL	10	0	4	4	0	D	77	1998-99
COFLIN, HUGH	31	0	3	3	33	D	2	1950-51
COLE, DANTON	2	0	0	0	0	F	19	1995-96
CONACHER, JIM	178	49	71	120	71	F	11, 14	1948-52
CONACHER, LIONEL	48	9	14	23	87	D	3	1933-34
CONACHER, PETE	131	26	20	46	32	F	19, 9	1951-55
CONACHER, ROY	264	102	125	227	44	F	8, 9	1947-52
CONN, ROB	2	0	0	0	2	F	42	1991-92
CONNELLY, BERT	15	1	2	3	4	F	18	1937-38
COOK, TOM	327	74	94	168	184	F	11	1929-37
COOPER, JOE	266	25	54	79	306	D	8	1938-42, 43-46
CORAZZINI, CARL	7	0	1	1	2	C	49	2006-07
CORCORAN, NORMAN	23	1	3	4	19	F	18	1955-56
COSTELLO, MURRAY	40	3	2	5	6	F	20	1953-54
COTE, SYLVAIN	45	6	18	24	14	D	6	1999-2000
COULTER, ART	170	13	14	27	204	D	17, 18	1931-36
COULTER, TOMMY	2	0	0	0	0	D	15	1933-34
COUTURE, GERRY	110	25	23	48	34	D	15	1952-54
COUTURE, ROSIE	319	48	54	102	185	F	7	1928-35
Craven, Murray	157	30	59	89	50	F	32	1995-97
CRAWFORD, COREY	488	0	9	9	18	G	50	2005-20
CREIGHTON, ADAM	225	78	87	165	480	F	22	1988-92, 96-97
CREIGHTON, DAVE	49	7	7	14	6	F	16	1954-55
CROSSMAN, DOUG	159	25	70	95	72	D	28, 23	1980-83
CUDE, WILF	1	0	0	0	0	G	1	1931-32
CULLEN, MARK	29	7	9	16	2	F	48	2005-06
CULLIMORE, JASSEN	155	2	20	22	125	D	5	2005-07, 2010-11
CUMISKEY, KYLE	7	0	0	0	0	D	26	2015
CUMMINS, JIM	199	11	13	24	674	F	15	1995-98
CUNNEYWORTH, RANDY	16	4	3	7	13	F	19	1993-94
CUNNINGHAM, LES	37	6	11	17	2	F	3	1939-40
CUSHENAN, IAN	72	2	8	10	80	D	3, 6	1956-58
CYR, DENIS	87	19	21	40	21	F	11	1982-84
<b>DACH, KIRBY</b>	<b>64</b>	<b>8</b>	<b>15</b>	<b>23</b>	<b>24</b>	<b>F</b>	<b>77</b>	<b>2019-</b>
DAHLEN, ULF	30	6	8	14	10	F	22	1996-97
DAHLBECK, KLAS	4	1	0	1	2	D	44	2014
DAHLSTROM, CARL	345	88	118	206	58	F	15, 21	1937-45
DAHLSTROM, CARL	49	0	9	9	6	D	63	2017-19
DAIGLE, ALAIN	389	56	50	106	122	F	17	1974-80
DALEY, TREVOR	29	0	6	6	8	D	6	2015
DANAULT, PHILLIP	32	1	4	5	6	F	24	2014-16
DANO, MARKO	13	1	1	2	2	F	56	2015-16
DARLING, SCOTT	75	0	0	0	0	G	33	2014-17
DAVIDSON, BRANDON	10	0	1	1	15	D	22	2018-19
DAVIS, LORNE	8	0	0	0	4	F	14	1954-55
DAZE, ERIC	601	226	172	398	176	F	55	1995-2006
<b>de HAAN, CALVIN</b>	<b>29</b>	<b>1</b>	<b>5</b>	<b>6</b>	<b>10</b>	<b>D</b>	<b>44</b>	<b>2019-</b>
DEA, BILL	34	5	8	13	4	F	17	1957-58, 66-67
DEAN, KEVIN	96	2	19	21	42	D	6	1999-2001
<b>DEBRINCAT, ALEX</b>	<b>234</b>	<b>87</b>	<b>86</b>	<b>173</b>	<b>36</b>	<b>F</b>	<b>12</b>	<b>2017-</b>
DEBRUSK, LOUIE	4	0	0	0	7	F	33	2002-03
<b>DELIA, COLLIN</b>	<b>18</b>	<b>0</b>	<b>0</b>	<b>0</b>	<b>2</b>	<b>G</b>	<b>60</b>	<b>2017-</b>
DEJORDY, DENIS	199	0	2	2	2	G	30, 1	1962-70
DEMARCO, AB, SR.	20	1	5	6	17	F	16	1938-40
DEMPESEY, NATHAN	125	13	40	53	56	D	43	2002-04
DENNENY, CORBETT	18	5	0	5	12	F	6	1927-28
DESILETS, JOFFRE	74	17	20	37	34	F	19	1938-40

LEADERSHIP	PLAYERS	2019-20	OPPONENTS	TRADITION	RECORDS	PLAYOFFS	HISTORY	MINORS	MEDIA
------------	---------	---------	-----------	-----------	---------	----------	---------	--------	-------

# ALL-TIME ROSTER

	NAME	GP	G	A	PTS	PIM	POS	UNIFORM NO.	YEARS
LEADERSHIP	DESJARDINS, ANDREW	136	8	8	16	59	F	11	2015-17
	DESJARDINS, GERRY	32	0	1	1	6	G	1, 30	1969-72
	DESJARDINS, VICTOR	39	3	12	15	17	F	18	1930-31
	DEWSBURY, AL	323	26	75	101	351	D	5, 22	1950-56
	DICK, HARRY	12	0	1	1	12	D	17	1946-47
	DICKENS, ERNIE	253	9	39	48	86	D	3, 4	1947-51
	DICKIE, BILL	1	0	0	0	0	G	1	1941-42
	DIDUCK, GERALD	13	1	0	1	48	D	6	1994-95
	DIETRICH, DON	17	0	5	5	0	D	32	1983-84
	DINEEN, BILL	41	4	9	13	8	F	20	1957-58
PLAYERS	DIRK, ROBERT	6	0	0	0	26	D	6	1993-94
	DONALDSON, GARY	1	0	0	0	0	D	26	1973-74
	DONNELLY, DAVE	71	6	12	18	81	D	10	1986-87
	DORATY, KEN	18	0	0	0	0	F	14	1926-27
	DOWD, JIM	60	3	12	15	38	F	34	2005-06
	DOWELL, JACOB	102	9	17	26	80	C	49, 28	2008-11
	DOWNEY, AARON	39	1	0	1	82	R	49, 44	2000-02
	DOYON, MARIO	7	1	1	2	6	D	2	1988-89
	DROPPA, IVAN	19	0	1	1	14	D	58, 6, 3	1993-94, 95-96
	DRYDEN, DAVE	68	0	1	1	0	G	1, 30	1965-66, 67-69
2019-20	DUCLAIR, ANTHONY	23	2	6	8	6	F	91	2017-18
	DUBINSKY, STEVE	237	16	26	42	132	F	42, 29, 32, 22, 14, 16	1993-99, 2000-02
	DUMAS, MICHEL	8	0	1	1	0	G	1, 30	1974-75, 76-77
	DUMONT, JEAN-PIERRE	72	19	14	33	28	F	17, 12	1998-2000
	DUPONT, JEROME	201	7	29	36	445	D	25	1981-86
	DUTKOWSKI, DUKE	103	11	15	26	112	D	3	1926-27, 29-31, 33-34
	DYE, CECIL	52	25	5	30	14	F	4	1926-28
	DYKHUIS, KARL	18	1	8	9	4	D	19, 45	1991-93
	DYTE, JOHN	27	1	0	1	31	D	8	1943-44
	EAGER, BEN	144	18	15	33	308	L	55	2007-10
OPPONENTS	EAGLES, MIKE	70	6	13	19	78	F	11	1988-90
	EASTWOOD, MIKE	53	2	10	12	24	F	20	2002-03
	EBBETT, ANDREW	10	1	0	1	2	C	15	2009-10
	EHRHOFF, CHRISTIAN	8	0	2	2	2	D	55	2016
	EIDSELL, VICTOR	6	0	1	1	0	C	14	2017-2018
	ELLISON, MATT	36	3	10	13	17	F	16	2003-06
	EMERSON, NELSON	27	4	10	14	13	F	11	1998-99
	EMERY, RAY	55	0	1	1	2	G	30	2011-13
	ERICKSON, AUTREY	34	0	1	1	42	D	12, 20	1962-64
	ERIKSSON, ANDERS	97	5	36	41	22	D	6, 8	1999-2000
RECORDS	ERIXON, TIM	8	0	0	0	4	D	34	2014-15
	ESPOSITO, PHIL	235	74	100	174	135	F	7, 15	1963-67
	ESPOSITO, TONY	873	0	25	25	31	G	1, 35	1969-84
	EVANS, JACK	346	4	42	46	319	D	5	1958-63
	FARRANT, WALT	1	0	0	0	0	F	17	1943-44
	FASHOWAY, GORDON	13	3	2	5	14	F	11	1950-51
	FEAMSTER, DAVE	169	13	24	37	154	D	3, 32	1981-85
	FELSNER, BRIAN	12	1	3	4	12	F	54, 44	1997-98
	FERGUSON, LORNE	104	13	19	32	66	F	11	1957-59
	FIDLER, MIKE	4	2	1	3	4	F	8	1982-83
TRADITION	FIELD, WILFRED	37	3	4	7	20	D	11, 2	1944-45
	FIELDER, GUY	3	0	0	0	0	F	16	1950-51
	FINNEY, SID	59	10	7	17	4	F	14, 15, 7	1951-54
	FITZGERALD, TOM	15	1	3	4	6	F	20, 12	2001-02
	FITZPATRICK, MARK	27	0	1	1	8	G	30	1998-99
	FLEISCHMANN, TOMAS	19	4	1	5	4	F	12	2016
	FLEMING, REG	261	21	26	47	453	F	6	1960-64
	FLEURY, THEOREN	54	12	21	33	77	F	14	2002-03
	FOGOLIN, LEE	304	5	36	41	432	D	3, 20	1950-56
	FOLEY, RICK	2	0	1	1	8	D	24	1970-71
PLAYOFFS	FORSBERG, ANTON	35	0	1	1	0	G	31	2017-2018
	FORSLING, GUSTAV	122	8	19	27	42	D	42	2016-2019
	FORTIN, ALEXANDRE	24	3	3	6	2	F	64	2018-19
	FOSTER, SCOTT	1	0	0	0	0	G	90	2017-18
	FOWLER, TOMMY	24	0	1	1	18	F	6	1946-47
	FOX, GREG	339	9	68	77	450	D	2, 18	1978-84
	FRANCIS, EMILE	73	0	0	0	6	G	1	1946-48
	FRANSON, CODY	23	1	6	7	8	D	11	2017-18
	FRASER, COLIN	157	13	23	36	108	C	46	2006-10
	FRASER, CURT	303	94	120	214	537	F	8	1982-88
MINORS	FRASER, GORDON	54	15	7	22	103	D	10	1926-28
MEDIA									

# ALL-TIME ROSTER

NAME	GP	G	A	PTS	PIM	POS	UNIFORM NO.	YEARS
FRASER, JAMES HARVEY	21	5	4	9	0	F	15	1944-45
FRAWLEY, DAN	33	4	3	7	64	F	10, 31, 32	1983-85
FREDRICK, RAY	5	0	0	0	0	G	1	1954-55
FRIG, LEN	66	4	10	14	35	D	6	1972-74
FROLIK, MICHAEL	136	11	23	34	44	R	67	2010-13
GADSBY, BILL	468	54	132	186	650	D	4, 16	1946-55
GAGNON, GERMAINE	99	19	49	68	27	F	14	1973-76
GAMBLE, DICK	14	2	0	2	6	F	20	1954-55
GARBUTT, RYAN	43	2	4	6	27	F	28	2015-16
GARDINER, BERT	50	0	0	0	0	G	1	1942-43
GARDINER, CHARLES	316	0	0	0	2	G	1	1927-34
GARDINER, HERB	4	0	0	0	0	D	2	1928-29
GARDNER, BILL	354	72	106	178	62	F	31, 34, 14	1980-86, 87-89
GARDNER, CAL	70	11	24	35	60	F	16	1952-53
GAUTHIER, DANIEL	5	0	0	0	0	F	23	1994-95
GEE, GEORGE	365	94	130	224	257	F	9, 16, 17	1945-49, 51-54
GELINEAU, JACK	2	0	0	0	0	G	1	1953-54
GENDRON, MARTIN	2	0	0	0	0	F	16	1997-98
GILBERT, DENNIS	22	1	2	3	40	D	39	2018-20
GILBERT, GREG	273	42	64	106	204	F	14	1988-93
GILL, TODD	5	0	1	1	0	D	46	2002-03
GILLIS, PAUL	15	0	5	5	59	F	12	1990-92
GLASS, JEFF	15	0	0	0	2	G	30	2017-18
GILMOUR, DOUG	135	38	74	112	107	F	93	1998-2000
GLOVER, FRED	31	4	2	6	37	F	14	1952-53
GLOVER, HOWARD	13	0	1	1	2	F	18	1958-59
GOLDHAM, BOB	165	5	29	34	138	D	2, 3	1947-50
GOLDSWORTHY, LEROY	31	3	3	6	0	F/D	8, 10	1933-35
GOODMAN, PAUL	52	0	0	0	0	G	1	1937-41
GOTTSELIG, JOHNNY	591	176	196	372	211	F	7, 14	1928-41, 42-45
GOULET, MICHEL	276	92	115	207	212	F	16	1989-94
GOYER, GERRY	40	1	2	3	4	F	8	1967-68
GRACIE, BOB	30	4	7	11	27	F	18	1938-39
GRAHAM, DIRK	546	152	191	343	628	F	8, 33	1988-95
GRAHAM, TED	183	5	20	25	182	D	3, 12	1927-28, 29-33
GRIEVE, BRENT	52	3	9	12	51	F	19, 26	1994-96
GRIGOR, GEORGE	2	1	0	1	0	F	17	1943-44
GRIMSON, STU	167	3	4	7	610	F	23	1990-93
GRONMAN, TUOMAS	16	0	1	1	13	D	46	1996-97
GROSEK, MICHAL	14	2	4	6	12	F	17	1999-2000
GROSSO, DON	68	16	16	32	21	F	6, 11	1944-46
GUIDOLIN, BEP	262	46	91	137	292	F	16	1948-52
GUSTAFSSON, ERIK	214	28	88	116	69	D	52, 56	2015-20
HACKETT, JEFF	173	0	3	3	30	G	31, 29	1993-98
<b>HAGEL, BRANDON</b>	<b>1</b>	<b>0</b>	<b>0</b>	<b>0</b>	<b>0</b>	<b>F</b>	<b>38</b>	<b>2020-</b>
HALL, GLENN	618	0	6	6	52	G	1	1957-67
HALL, MURRAY	25	2	0	2	0	F	7, 19	1961-62, 63-64
HAMILL, RED	370	112	80	192	150	F	3, 12, 15	1941-43, 45-51
HAMILTON, JEFF	70	18	21	39	22	R	51	2006-07
HAMILTON, REG	58	1	10	11	33	D	4	1945-47
HANDZUS, MICHAL	78	8	22	30	26	C	26	2006-07, 13-14
HANKINSON, CASEY	14	0	1	1	9	L	40, 20	2000-02
HANSON, OSCAR	8	0	0	0	0	D	14	1937-38
HARMS, JOHN	44	5	5	10	21	F	9	1943-45
HARRISON, JIM	107	24	36	60	150	F	8	1976-79
HARTMAN, RYAN	141	27	30	57	130	F	38	2015-18
HASEK, DOMINIK	25	0	0	0	8	G	34, 31	1990-92
HASSARD, BOB	17	0	0	0	4	F	12	1954-55
HAVLAT, MARTIN	172	64	97	161	80	R	24	2006-09
HAY, BILL	506	113	273	386	244	F	8, 11	1959-67
HAY, GEORGE	35	14	10	24	12	F	—	1926-27
HAYDEN, JOHN	113	8	14	22	85	C	40	2017-19
HAYES, JIMMY	43	6	7	13	16	R	39, 22	2012-13
HELENIUS, SAMI	10	0	1	1	28	D	4	2002-03
HENDERSON, MATT	4	0	1	1	0	F	16	2001-02
HENDRY, JORDAN	129	4	9	13	40	D	42, 6	2008-11
HENRY, BURKE	39	2	6	8	33	D	44	2002-04
HENRY, CAMILLE	22	5	3	8	2	F	8	1964-65
HENRY, JIM	60	0	0	0	0	G	1	1948-49
HERGESHEIMER, PHIL	122	21	41	62	17	F	10	1939-43

LEADERSHIP
PLAYERS
2019-20
OPPONENTS
TRADITION
RECORDS
PLAYOFFS
HISTORY
MINORS
MEDIA



# ALL-TIME ROSTER

	NAME	GP	G	A	PTS	PIM	POS	UNIFORM NO.	YEARS
LEADERSHIP	HERGESHEIMER, WALLY	41	2	8	10	12	F	7	1956-57
	HERPERGER, CHRIS	70	10	15	25	25	F	36	1999-2001
	HEYLIGER, VIC	33	2	3	5	2	F	9, 18	1937-38, 43-44
	HICKS, DOUG	57	2	15	17	17	D	28	1977-79
	HICKS, WAYNE	1	0	0	0	0	F	8	1960-61
	HIGGINS, TIM	358	79	106	185	335	F	15	1978-84
	HIGHMORE, MATTHEW	49	4	4	8	6	C	36	2017-
	HIGHTON, HEC	24	0	0	0	0	G	1	1943-44
	HILBERT, ANDY	28	5	4	9	22	F	20	2005-06
	HILDEBRAND, IKE	9	1	1	2	4	F	14	1953-55
PLAYERS	HILLMAN, BLAKE	4	1	0	1	0	D	55	2017-
	HILLMAN, WAYNE	164	4	12	16	145	D	18, 20	1961-65
	HINOSTROZA, VINNIE	106	13	26	39	33	F	48	2016-18
	HINTON, DAN	14	0	0	0	16	F	14, 25	1976-77
	HJALMARSSON, NIKLAS	623	23	120	143	238	D	41, 4	2008-17
	HODGE, KEN	132	16	42	58	106	F	14	1964-67
	HOFFMEYER, BOB	11	0	3	3	17	D	26, 28	1977-79
	HOLLINGWORTH, GORD	70	3	9	12	135	D	6	1954-55
	HOLMES, LOUIS	59	2	4	6	8	F	9	1931-33
	HOLMOVIST, MICHAEL	135	16	17	33	47	F	17	2005-07
2019-20	HOLT, RANDY	42	0	4	4	60	D	2, 4, 6	1974-78
	HORACEK, TONY	38	1	5	6	99	F	34	1991-92, 93-95
	HORECK, PETE	178	53	54	107	112	F	11, 19	1944-47, 51-52
	HORWATH, BRONCO	68	17	29	46	19	F	9	1961-62
	HOSSA, MARIAN	534	186	229	415	170	F	81	2009-18
	HOUSLEY, PHIL	137	21	47	68	58	D	6	2001-03
	HRKAC, TONY	18	1	2	3	6	F	11	1991-92
	HRYMNAK, STEVE	18	2	1	3	4	D	19	1951-52
	HUCUL, FRED	119	9	17	26	83	D	6, 11, 15, 19	1950-54
	HUDSON, MIKE	257	38	58	96	274	F	20, 43	1988-93
OPPONENTS	HUET, CRISTOBAL	89	0	0	0	6	G	38, 39	2008-10
	HULL, BOBBY	1,036	604	549	1,153	634	F	7, 9, 16	1957-72
	HULL, DENNIS	904	298	342	640	253	F	2, 10	1964-77
	HUSKA, RYAN	1	0	0	0	0	F	56	1997-98
	HUTCHISON, DAVE	163	7	32	39	443	D	5	1979-82
	HUTTON, CARTER	1	0	0	0	0	G	33	2013
	INGRAM, FRANK	99	24	16	40	69	F	15	1929-32
	INGRAM, RON	45	1	6	7	21	D	3, 19	1956-57, 62-63
	IRVIN, DICK	95	29	23	52	84	F	2	1926-29
	JACKSON, DOUG	6	0	0	0	0	G	1	1947-48
TRAITION	JACKSON, HAROLD	41	1	3	4	6	D	3, 9	1936-38
	JACKSON, JOHN	48	2	5	7	38	D	19	1946-47
	JACKSON, JEFF	1	0	0	0	2	F	42, 45	1991-92
	JANECEYK, BOB	8	0	0	0	2	G	31	1983-84
	JANKOWSKI, LOU	108	18	15	33	15	F	10, 19	1953-55
	JANSSENS, MARK	124	1	6	7	171	F	20	1998-2001
	JARRETT, DOUG	721	38	178	216	608	D	20, 4	1964-75
	JENKINS, ROGER	156	7	22	29	109	D	8, 9, 16, 18	1930-31, 32-34, 37-39
	JOHANSSON, ROGER	11	1	0	1	6	D	26	1994-95
	JOHANSSON, MAGNUS	18	0	4	4	4	D	6	2007-08
RECORDS	JOHNSON, AARON	38	3	5	8	33	D	23	2008-09
	JOHNSON, GREG	69	11	22	33	38	F	22	1997-98
	JOHNSON, LUKE	15	0	1	1	8	F	62	2018-19
	JOHNSON, NORM	7	1	0	1	8	F	6	1958-59
	JOHNSON, RYAN	34	1	5	6	8	C	17	2010-11
	JOHNSON, VIRGIL	76	1	11	12	27	D	10, 18, 19	1937-38, 43-45
	JOHNSON, KIM	8	1	2	3	4	D	8	2009-10
	JOHNSTON, ED	4	0	0	0	0	G	30	1977-78
	JOHNSTON, GEORGE	58	20	12	32	2	F	6, 9	1941-43, 45-47
	JOHNSTON, JOEY	32	0	5	5	6	F	8	1975-76
PLAYOFFS	JOKIHARJU, HENRI	38	0	12	12	16	D	28	2018-19
	JONES, TY	8	0	0	0	12	F	27	1998-99
	JURCO, TOMAS	42	7	4	11	14	F	13	2017-18
	KACHUR, ED	96	10	14	24	35	F	8	1956-58
	KAHLIN, DOMINIK	82	13	24	37	6	F	24	2018-19
	KALETA, ALEX	206	60	84	144	118	F	4, 14	1941-42, 45-48
	KAMPF, DAVID	179	16	30	46	34	F	64	2018-
	KANE, PATRICK	973	389	633	1022	378	F	18	2007-
	KARAKAS, MIKE	206	0	0	0	4	G	88	1935-40, 43-46
	KARPOVTSYEV, ALEXANDER	182	7	39	46	105	D	52, 25	2000-04

# ALL-TIME ROSTER

NAME	GP	G	A	PTS	PIM	POS	UNIFORM NO.	YEARS
KEATS, DUKE	36	14	9	23	52	F	5	1927-29
<b>KEITH, DUNCAN</b>	<b>1138</b>	<b>101</b>	<b>509</b>	<b>610</b>	<b>623</b>	<b>D</b>	<b>2</b>	<b>2005-</b>
KEITH, MATT	24	2	3	5	14	F	11, 12	2003-07
KELLY, BOB	138	9	16	25	180	F	25	1977-79
KELLY, REGIS	51	18	7	25	7	F	3, 10	1936-37, 40-41
KEMPNY, MICHAEL	81	3	12	15	34	D	6	2016-18
KENDALL, BILL	117	14	7	21	26	F	9, 10	1933-38
KENNEDY, FORBES	69	8	13	21	104	F	10	1956-57
KENNY, ED	4	0	0	0	8	D	10	1934-35
KOEKOEK, SLATER	64	2	13	15	52	D	68	2018-20
KERO, TANNER	72	8	14	22	14	C	67	2015-18
KERR, REG	253	66	92	158	162	F	10	1977-82
KHABIBULIN, NIKOLAI	206	0	5	5	30	G	53, 39	2005-09, 2013
KILGER, CHAD	86	17	19	36	36	F	15	1998-99
KIMBLE, DARIN	79	4	2	6	163	F	20, 29	1993-95
KING, KRIS	13	1	0	1	8	L	16, 12	2000
KLEMM, JON	171	6	31	37	106	D	42	2001-04
KLIMOVICH, SERGEI	1	0	0	0	2	F	17	1996-97
KLINGBEIL, IKE	5	1	2	3	2	D	5	1936-37
KLINKHAMMER, ROB	1	0	0	0	0	L	59	2010
KOCI, DAVID	27	0	0	0	156	L	48	2006-08
KONROYD, STEVE	251	10	47	57	179	D	5	1988-92
KONTIOLA, PETRI	12	0	5	5	6	C	34	2007-09
KOPECKY, TOMAS	155	25	38	63	88	R	82	2009-10
KORAB, JERRY	196	25	34	59	341	D	22	1970-73
KOROLEV, IGOR	192	16	35	51	72	F	22	2001-04
KOROLL, CLIFF	814	208	254	462	376	F	20	1969-80
KOSTKA, MICHAEL	9	2	1	3	8	D	6	2013-14
KRAVCHUK, IGOR	56	7	17	24	34	D	3	1991-93
KRIVOKRASOV, SERGEI	225	42	41	83	146	F	58, 55, 25	1992-98
KRUGER, MARCUS	472	37	80	117	206	F	16, 22	2011-17, 2018-19
KRYSKOW, DAVE	83	8	12	20	22	F	14, 17	1972-74
KRYZNOWSKI, ED	5	0	0	0	0	F	6	1952-53
<b>KUBALIK, DOMINIK</b>	<b>68</b>	<b>30</b>	<b>16</b>	<b>46</b>	<b>16</b>	<b>F</b>	<b>8</b>	<b>2019-</b>
KUCERA, FRANTISEK	232	14	49	63	161	D	6	1990-94
KUKKONEN, LASSE	64	5	10	15	34	D	47, 6	2003-07
KUNITZ, CHRIS	56	5	5	10	23	F	14	2018-19
L'ABBE, MAURICE	5	0	1	1	0	F	18	1972-73
LACROIX, ANDRE	51	4	7	11	6	F	18	1971-72
LADD, ANDREW	203	45	66	111	105	L	16	2008-10, 2016
LAFLAMME, CHRISTIAN	138	2	23	25	131	D	44, 3	1997-99
LAFRANCE, LEO	15	1	0	1	4	F	14	1927-28
LAING, QUINTIN	3	0	1	1	0	F	45	2003-04
LALANDE, HEC	140	21	37	58	116	F	17, 19	1953-54, 55-58
LALIME, PATRICK	44	0	0	0	8	G	40	2006-08
LALONDE, SHAWN	1	0	0	0	0	D	42	2013
LAMOTHE, MARC	2	0	0	0	0	G	31	1999-2000
LANG, ROBERT	76	21	33	54	50	C	20	2007-08
LANZ, RICK	1	0	0	0	2	D	42	1991-92
LAPOINTE, MARTIN	216	30	32	62	251	F	22	2005-08
LAPRAIRIE, BENJAMIN	7	0	0	0	0	D	3	1936-37
LARMER, JEFF	45	9	13	22	20	F	10	1983-86
LARMER, STEVE	891	406	517	923	475	F	28, 31	1980-93
LAROCHELLE, WILDOR	70	11	12	23	14	F	14	1935-37
LAROCQUE, MICHEL	3	0	0	0	0	G	30	2000-01
LAUER, BRAD	13	0	1	1	6	F	11, 15	1991-93
LAVARRE, MARK	78	9	16	25	58	F	7, 15	1985-88
LEBLANC, DREW	2	0	0	0	0	F	14	2013
LEBLANC, J.P.	6	1	2	3	0	F	22	1968-69
LEBLANC, RAY	1	0	0	0	0	G	50	1991-92
LECUIVER, DOUG	69	4	10	14	100	F	7	1978-81
LEDDY, NICK	258	20	73	93	34	D	8	2010-14
LEDINGHAM, WALT	9	0	1	1	4	F	24	1972-73
LEHMAN, HUGH	48	0	0	0	0	G	1, 16	1926-28
LEIER, ED	16	2	1	3	2	F	18	1949-51
LEIGHTON, MICHAEL	43	0	2	2	2	G	30, 49	2002-04
LEMIEUX, JOCELYN	331	44	57	101	420	F	26	1989-94
LEPISTO, SAMI	26	1	2	3	4	D	20	2011-12
LEROUX, JEAN-YVES	220	16	22	38	146	F	37, 23	1997-2001
LESIEUR, ART	3	0	0	0	0	D	12	1928-29

LEADERSHIP
PLAYERS
2019-20
OPPONENTS
TRADITION
RECORDS
PLAYOFFS
HISTORY
MINORS
MEDIA

# ALL-TIME ROSTER

	NAME	GP	G	A	PTS	PIM	POS	UNIFORM NO.	YEARS
LEADERSHIP	LESWICK, JACK	37	1	7	8	16	F	9	1933-34
	LESWICK, TONY	70	11	11	22	71	F	8	1955-56
	LEVINSKY, ALEX	197	8	24	32	171	D	8	1934-39
	LEWICKI, DANNY	58	8	14	22	4	F	8	1958-59
	LINDSAY, TED	206	44	79	123	385	F	7	1957-60
	LITZENBERGER, ED	438	145	199	344	239	F	12	1954-61
	LOCKING, NORMAN	48	2	6	8	26	F	9	1934-36
	LOGAN, DAVE	178	4	24	28	348	D	2, 4, 6, 14	1975-80
	LOPRESTI, SAM	74	0	0	0	0	G	1	1940-42
	LOUGHLIN, CLEM	24	0	1	1	16	D	2	1928-29
PLAYERS	LOW, REED	6	0	0	0	31	R	34	2006-07
	LOWREY, GERRY	48	8	3	11	32	F	8	1951-52
	LUDZIK, STEVE	415	46	92	138	327	F	29, 31	1981-89
	LUMLEY, HARRY	134	0	0	0	6	G	1	1950-52
	LUNDE, LEN	84	10	29	39	32	F	18	1962-63, 65-66
	LUNDY, PAT	61	9	9	18	9	F	9, 14, 18	1950-51
	LYNN, VIC	40	1	10	11	25	D	10	1952-54
	LYSIAK, TOM	474	137	275	412	238	F	12	1978-86
	MAATTA, OLLI	65	4	13	17	20	D	6	2019-20
	MACDONALD, CRAIG	25	3	2	5	14	C	27	2006-07
OPPONENTS	MACKAY, DAVE	27	3	0	3	28	D	4, 11	1940-41
	MACKAY, MICKEY	70	31	12	45	46	F	6	1926-28
	MACKENZIE, BILL	102	2	3	5	70	D	4, 9	1952-33, 37-40
	MACKIE, DAVE	46	2	5	7	149	F	26	1987-89
	MACMILLAN, BOB	36	5	7	12	12	F	11	1984-85
	MACNEIL, AL	260	10	46	56	344	D	19	1962-66
	MADDERN, JOHN	79	10	13	23	12	C	11	2009-10
	MAGGS, DARYL	76	7	4	11	8	D/F	17, 4	1971-73
	MAGNUSON, KEITH	589	14	125	139	1,440	D	3	1969-80
	MAKI, CHICO	841	143	293	436	345	F	16, 18	1961-74, 75-76
TRADITION	MAKI, WAYNE	50	5	5	10	32	F	14	1967-69
	MALONEY, DAN	131	25	31	56	237	F	19	1970-71, 72-73
	MALONEY, PHIL	46	8	6	14	4	F	18	1958-60
	MANELUK, MIKE	28	4	3	7	8	F	14	1998-99
	MANNING, BRANDON	27	1	2	3	21	D	23	2018-19
	MANSON, DAVE	431	45	110	155	1,322	D	3, 8, 11, 14, 22	1986-91, 98-2000
	MARCH, HAROLD "MUSH"	761	153	231	384	546	F	5	1928-45
	MARCHMENT, BRYAN	149	11	29	40	523	D	2	1991-94
	MARHA, JOSEF	118	12	20	32	28	F	44, 11	1998-2001
	MARIUCCI, JOHNNY	224	11	34	45	328	D	2, 11	1940-42, 45-48
RECORDS	MARKS, JOHN	657	112	163	275	330	F	11	1972-82
	MARQUIS, JEAN	2	0	0	0	0	G	1	1953-54
	MAROTTE, GILLES	192	10	63	73	294	D	2	1967-70
	MARSH, PETER	197	24	44	68	156	D	17	1980-84
	MARTIN, CLARE	30	1	2	3	6	D	6	1951-52
	MARTIN, FRANK	200	8	27	35	78	D	4, 19, 20	1954-58
	MARTIN, PIT	740	243	384	627	439	F	7	1967-78
	MARTINSEN, ANDREAS	33	2	3	5	31	F	29	2017-19
	MASHINTER, BRANDON	41	4	1	5	23	L	53	2015-
	MASNICK, PAUL	14	1	0	1	8	F	18	1954-55
PLAYOFFS	MASON, BOB	41	0	2	2	0	G	31	1987-88
	MASON, CHARLEY	13	1	3	4	0	F	14	1938-39
	MATTE, JOE	12	0	2	2	8	D	11	1942-43
	MATTEAU, STEPHANE	164	35	42	77	198	F	32	1991-94
	MAYERS, JAMAL	100	6	11	17	107	R	22	2011-13
	MAZUR, ED	15	0	1	1	4	F	19	1956-57
	McALPINE, CHRIS	90	0	9	9	68	D	39, 4	2000-02
	McAMMOND, DEAN	154	25	40	65	117	F	19, 34	1991-92, 99-2001
	McBURNIEY, JIM	1	0	1	1	0	F	14	1952
	McCABE, BRYAN	79	6	19	25	139	D	44	1999-2000
HISTORY	McCAIG, DOUG	171	3	12	15	138	D	6	1948-51
	McCALMON, ED	23	2	0	2	6	F	11	1927-28
	McCARTHY, STEVE	134	3	13	16	45	D	5	1999-2004
	McCORMACK, JOHN	63	5	7	12	8	F	17	1954-55
	McDILL, JEFF	1	0	0	0	0	F	27	1976-77
	McDONALD, AB	265	73	107	180	59	F	14	1960-64
	McDONALD, BYRON	26	6	13	19	0	F	16	1944-45
	McFADDEN, JIM	159	36	48	84	49	F	18	1951-54
	McFARLANE, GORDON	2	0	0	0	0	D	12	1926-27
	McFADYEN, DON	176	12	34	46	77	F	15	1932-36
MINORS									
MEDIA									

# ALL-TIME ROSTER

NAME	GP	G	A	PTS	PIM	POS	UNIFORM NO.	YEARS
McGILL, BOB	281	10	26	36	641	D	25	1987-91
McGILL, RYAN	9	0	2	2	20	D	45	1991-92
McINTYRE, JACK	231	52	39	91	98	F	11, 20	1953-58
McKAY, RAY	28	0	1	1	35	D	5, 17	1968-71
McKEGNEY, IAN	3	0	0	0	2	D	24	1976-77
McKEGNEY, TONY	9	0	1	1	4	F	11	1990-91
McKENZIE, JOHN	128	20	23	43	114	F	18, 21	1958-59, 63-65
McKINNON, ALEX	44	1	1	2	54	F	6	1928-29
McLEAN, BRETT	78	11	20	31	54	F	53	2002-04
McMAHON, MIKE	20	0	8	8	6	D	4	1968-69
McMURCHY, TOM	46	4	3	7	57	F	22, 23	1983-86
McNEILL, MARK	1	0	0	0	0	R	41	2016-2017
McNEILL, MIKE	23	2	2	4	6	F	41	1990-91
McRAE, BASIL	8	0	0	0	12	F	17	1996-97
McVEIGH, CHARLES	84	18	12	30	27	F	7	1926-28
MELNYK, GERRY	63	5	16	21	2	F	12	1961-62, 64-65
MELOCHE, GILLES	2	0	0	0	0	G	30	1970-71
MENARD, HILLARY	1	0	0	0	0	D	6	1953-54
MENARD, HOWIE	19	2	3	5	8	F	19	1969-70
MICHALUK, ART	5	0	0	0	0	D	4, 20	1947-48
MICHALUK, JOHN	1	0	0	0	0	F	17	1950-51
MICKEY, LARRY	1	0	0	0	0	F	6	1964-65
MICKOSKI, NICK	220	49	65	114	138	F	9	1954-58
MIKITA, STAN	1,394	541	926	1,467	1,264	F	21	1958-80
MILLEN, GREG	13	0	1	1	0	G	29	1989-91
MILLER, EARL	94	16	11	27	122	F	9, 15	1927-32
MILLER, JACK	17	0	0	0	4	F	11, 14	1949-51
MILLER, KEVIN	106	18	24	42	49	F	16, 17	1996-98
MILLER, KIP	10	1	4	5	2	F	14, 23	1995-96
MILLS, BRAD	3	0	0	0	0	C	51	2013
MILLS, CRAIG	27	0	3	3	36	F	46, 39, 22	1997-99
MIRONOV, BORIS	220	21	69	90	231	D	3, 2	1999-2003
MISZUK, JOHN	5	1	1	2	2	D	4, 10	1965-67
MITCHELL, RED	83	4	5	9	67	D	8, 20	1941-43, 44-45
MOEN, TRAVIS	82	4	2	6	142	F	59	2003-04
MOHNS, DOUG	415	116	163	279	372	D/F	2, 11	1964-71
MONTADOR, STEVE	52	5	9	14	45	D	5	2011-12
MORAN, AMBY	23	1	1	2	14	D	12	1927-28
MORE, JAY	17	0	2	2	8	D	4	1997-98
MOREAU, ETHAN	210	33	32	65	284	F	40, 23, 19, 17	1996-99
MORENZ, HOWIE	72	12	36	48	41	F	3	1934-36
MORGAN, JASON	7	1	1	2	6	F	38	2005-06
MORIN, JEREMY	54	8	8	16	56	F	27, 11	2010-14
MORRISON, BRENDAN	11	0	0	0	6	F	17	2011-12
MORRISON, DON	59	8	12	20	6	F	5	1950-51
MORTSON, GUS	390	25	80	105	647	D	2	1952-58
MOSDELL, KEN	25	2	4	6	8	F	18	1956-57
MOSIENKO, BILL	711	258	282	540	133	F	8, 10	1941-55
MOTTE, TYLER	33	4	3	7	14	F	64	2016-17
MUIR, BRYAN	64	3	7	10	63	D	37, 45	1998-99
MULVEY, GRANT	574	148	133	281	797	F	22	1974-83
MUNI, CRAIG	18	0	4	4	12	D	3	1992-94
MUNRO, ADAM	17	0	1	1	2	G	30	2003-06
<b>MURPHY, CONNOR</b>	<b>186</b>	<b>12</b>	<b>34</b>	<b>49</b>	<b>101</b>	<b>D</b>	<b>5</b>	<b>2017-</b>
MURPHY, JOE	210	83	96	179	304	F	17	1992-96
MURPHY, RON	459	105	127	232	233	F	10	1957-64
MURRAY, BOB	1008	132	382	514	873	D	6	1975-90
MURRAY, CHRIS	4	0	0	0	14	F	15	1998-99
MURRAY, TROY	688	197	291	488	707	F	19	1981-91, 92-94
NABOKOV, DMITRI	25	7	4	11	10	F	46	1997-98
NASREDDINE, ALAIN	7	0	0	0	19	D	32	1998-99
NATRASS, RALPH	223	18	38	56	308	D	5, 17	1946-50
NESTERENKO, ERIC	1013	207	288	495	1014	F	15	1956-72
NICHOL, SCOTT	75	7	11	18	145	F	12	2003-04
NICHOLLS, BERNIE	107	41	70	111	92	F	92	1994-96
NICHOLSON, HICKEY	2	1	0	1	0	F	14	1937-38
NICKULAS, ERIC	21	1	1	2	8	F	20	2003-04
NIEMI, ANTTI	42	0	1	1	0	G	31	2009-10
NIEMINEN, VILLE	60	2	11	13	40	F	20	2003-04
NIKOLUSHIN, ANDREI	60	6	15	21	26	F	11	2002-03
NILSSON, JACOB	2	0	0	0	0	F	67	2018-19

LEADERSHIP	PLAYERS	2019-20	OPPONENTS	TRADITION	RECORDS	PLAYOFFS	HISTORY	MINORS	MEDIA
------------	---------	---------	-----------	-----------	---------	----------	---------	--------	-------

# ALL-TIME ROSTER

	NAME	GP	G	A	PTS	PIM	POS	UNIFORM NO.	YEARS
LEADERSHIP	NOONAN, BRIAN	329	63	85	148	300	F	10	1987-94
	NORDQVIST, JONAS	3	0	2	2	2	F	32	2006-07
	NORDSTROM, JOAKIM	54	1	5	6	6	F	42	2013-15
	NORRIS, JACK	10	0	0	0	0	G	30	1967-69
	NORTHCOTT, LAWRENCE	46	5	7	12	9	F	11	1938-39
	<b>NYLANDER, ALEX</b>	<b>65</b>	<b>10</b>	<b>16</b>	<b>26</b>	<b>10</b>	<b>F</b>	<b>92</b>	<b>2019-</b>
	NYLANDER, MICHAEL	239	63	117	180	112	F	37, 92	1999-03
	NYLUND, GARY	179	14	37	51	461	D	22	1986-89
	O'CALLAHAN, JACK	303	15	64	79	393	D	5	1982-87
	O'CONNELL, MIKE	166	18	61	79	106	D	14	1977-81
PLAYERS	ODELEIN, LYLE	77	7	6	13	80	D	7	2002-03
	O'DONNELL, SEAN	51	0	7	7	23	D	6	2011-12
	ODUYA, JOHNNY	234	10	35	45	82	D	27	2012-15, 2017
	OESTERLE, JORDAN	55	5	10	15	8	D	82	2017-18
	O'SHEA, DANNY	66	10	16	26	38	F	11	1970-72
	OGILVIE, BRIAN	12	1	2	3	4	F	18	1972-73
	OLCZYK, ED	322	77	132	209	274	F	16	1984-87, 98-2000
	OLESZ, ROSTISLAV	6	0	0	0	6	F	85	2011
	OLMSTEAD, BERT	94	22	32	54	44	F	14, 19	1948-51
	OLSEN, DYLAN	28	0	1	1	6	D	6	2012
2019-20	ORBAN, BILL	84	7	8	15	50	F	6	1967-69
	ORR, BOBBY	26	6	21	27	29	D	4	1976-77, 78-79
	OUELLETTE, EDDIE	43	3	2	5	11	F	16	1935-36
	PAHLSSON, SAMUEL	13	2	1	3	2	F	26	2009
	PALANGIO, PETE	49	10	10	20	20	F	18	1936-38
	PALIOITA, MICHAEL	1	0	1	1	0	D	47	2015
	PALMER, ROB	16	0	3	3	2	F	14	1973-76
	PANARIN, ARTEMI	162	61	90	151	53	L	72	2015-17
	PANG, DARREN	81	0	9	9	6	G	34, 40	1984-85, 87-89
	PANIK, RICHARD	149	34	34	68	90	L	14	2016-18
OPPONENTS	PAPIKE, JOE	20	3	3	6	4	F	11, 14	1940-42, 44-45
	PAPPIN, JIM	488	216	228	444	447	F	8	1968-75
	PARENTEAU, PIERRE	5	0	1	1	2	F	58	2006-07
	PASSMORE, STEVE	73	0	1	1	19	G	29, 37	1999-00, 01-04
	PATERSON, RICK	430	50	43	93	136	F	8, 26, 27	1979-87
	PAYNTER, KENT	3	0	0	0	4	D	7, 33, 38	1987-89
	PELENSKY, PERRY	4	0	0	0	5	F	34	1983-84
	PELLETIER, MARCEL	6	0	0	0	2	G	1	1950-51
	PELLETIER, PASCAL	7	0	0	0	0	F	27	2008-09
	PELUSO, MIKE	118	12	4	16	743	F/D	26, 44	1989-92
RECORDS	PELLUSO, MIKE	37	4	2	6	19	F	17	2001-02
	PERLINI, BRENDAN	47	12	3	15	20	F	11	2018-20
	PERREAU, YANIC	53	9	5	14	24	F	94	2007-08
	PETERS, JIM	186	43	46	89	55	F	7, 14, 15	1951-54
	PHILLIPOFF, HAROLD	23	0	4	4	26	F	19	1978-80
	PILOTE, PIERRE	821	77	400	477	1211	D	3, 21, 22	1955-68
	PINDER, GERRY	149	32	38	70	76	F	18	1969-71
	PIRRI, BRANDON	35	6	7	13	6	F	37	2010-13
	PISANI, FERNANDO	60	7	9	16	10	F	15	2010-11
	PLANTE, DEREK	17	1	1	2	2	F	12	1999-2000
TRADITION	PLANTE, PIERRE	77	10	18	28	59	F	15	1977-78
	PLAYFAIR, JIM	19	1	3	4	49	D	20, 37, 39	1987-89
	POAPST, STEVE	220	7	23	30	118	D	42, 8	2000-04
	POETA, TONY	1	0	0	0	0	F	34	1951-52
	POILE, BUD	58	23	29	52	19	F	11, 19	1947-49
	PORTLAND, JACK	26	1	4	5	26	D	11	1939-41
	POSA, VICTOR	2	0	0	0	2	F	34	1985-86
	POTULNY, RYAN	3	0	0	0	0	F	21	2010-11
	POULIN, PATRICK	141	34	36	70	109	F	44	1993-96
	POWELL, RAY	31	7	15	22	2	F	12, 18	1950-51
PLAYOFFS	POWIS, GEOFFREY	2	0	0	0	0	F	5	1967-68
	POWIS, LYNN	57	8	13	21	6	F	12	1973-74
	PRESLEY, WAYNE	355	93	93	186	495	F	17	1984-91
	PRESTON, RICH	429	96	127	223	257	F	11, 16	1979-84, 86-87
	PRICE, JACK	57	4	6	10	24	D	9, 19	1951-54
	PROBERT, BOB	461	49	76	125	1,210	F	24	1995-2002
	PROKOPEC, MIKE	15	0	0	0	11	F	23	1995-97
	PRYSTAI, METRO	242	60	56	116	111	F	4, 6, 17	1947-50, 54-56
	PURPUR, CLIFF	119	24	33	57	38	F	3, 4	1941-45
	QUACKENBUSH, MAX	14	0	1	1	4	D	19, 20	1951-52
MEDIA	<b>QUENNEVILLE, JOHN</b>	<b>9</b>	<b>0</b>	<b>0</b>	<b>0</b>	<b>0</b>	<b>F</b>	<b>47</b>	<b>2019-</b>

# ALL-TIME ROSTER

NAME	GP	G	A	PTS	PIM	POS	UNIFORM NO.	YEARS
QUINT, DERON	51	4	7	11	18	D	2	2003-04
QUINTAL, STEPHANE	72	1	18	19	60	D	4	2000-01
RAANTA, ANTTI	39	0	1	1	0	G	31	2013-15
RADULOV, IGOR	43	9	7	16	22	F	50	2002-04
RAGLAN, CLARENCE	67	1	8	9	38	D	3, 6, 19	1951-53
RAMSAY, LES	11	2	2	4	2	F	15	1944-45
RASMUSSEN, DENNIS	112	8	9	17	16	C	70	2015-17
RAVLICH, MATT	245	5	47	52	254	D	5	1964-69
REDMOND, DICK	341	71	156	227	218	D	15	1972-77
REEKIE, JOE	17	0	2	2	28	D	23	2001-02
REGIN, PETER	21	2	3	5	2	F	12	2014-15
REIBEL, EARL	40	4	12	16	6	F	9	1957-58
REID, TOM	86	0	7	7	37	D	4	1967-69
REISE, LEO, Jr.	23	0	0	0	19	D	8	1945-47
RHEAUME, PASCAL	19	0	2	2	4	F	15	2001-02
RIBBLE, PAT	35	2	5	7	22	D	5	1978-80
RICHARDS, BRAD	76	12	25	37	12	F	91	2014-15
RICHARDSON, DAVE	3	0	0	0	2	F	6	1965-66
RICHMOND, DANNY	39	0	2	2	68	D	44	2005-08
RILEY, JIM	3	0	0	0	0	D/F	14	1926-27
RIPLEY, VIC	174	41	24	65	125	F	4	1928-33
ROBERTS, MOE	1	0	0	0	0	G	1	1951-52
ROBIDAS, STEPHANE	45	2	10	12	33	D	17	2003-04
ROBIDOUX, FLORENT	52	7	4	11	75	F	19, 22, 25	1980-82, 83-84
ROBINSON, DOUG	40	2	9	11	8	F	5, 14	1964-65
ROBINSON, EARL	48	9	6	15	13	F	10	1938-39
RODDEN, EDDIE	27	3	4	7	6	F	8	1926-28
ROENICK, JEREMY	524	267	329	596	570	F	51, 27	1988-96
ROLLINS, AL	308	0	1	1	39	G	1	1952-57
ROMANCHYCH, LARRY	10	0	2	2	2	F	28	1970-71
ROMNES, ELIYNN "DOC"	309	60	120	180	40	F	12, 17, 19	1930-39
ROTA, DARCY	448	117	110	227	450	F	18	1973-79
ROYER, REMI	18	0	0	0	67	D	6	1998-99
ROZSIVAL, MICHAL	207	4	45	49	115	D	32	2013-18
RUCINSKI, MIKE	1	0	0	0	0	F	36	1988-89
RUNDBLAD, DAVID	63	3	13	16	18	D	5	2014-16
RUSKOWSKI, TERRY	211	30	138	168	609	F	8	1979-83
RUSSELL, CAM	361	8	19	27	788	D	52, 8	1989-98
RUSSELL, PHIL	504	53	176	229	1,288	D	5	1972-79
RUTTA, JAN	80	8	18	26	36	D	44	2017-19
RUUTU, TUOMO	228	48	60	108	259	F	15	2003-08
RUUTTU, CHRISTIAN	158	28	62	90	208	F	22	1992-95
RYCHEL, WARREN	2	0	0	0	17	F	23, 42	1988-89, 90-91
SAAD, BRANDON	428	114	127	241	86	F	43, 20	2011-15, 2017-20
SALMELAINEN, TONY	57	6	11	17	26	L	8	2006-07
SAMSONOV, SERGEI	23	0	4	4	6	F	14	2007-08
SANDFORD, ED	56	12	9	21	50	F	10	1955-56
SANIPASS, EVERETT	126	17	26	43	309	F	7	1986-90
SASAKAMOOSSE, FRED	11	0	0	0	6	F	21	1953-54
SAUVE, BOB	84	0	5	5	33	G	31, 40	1985-87
SAVARO, DENIS	881	377	719	1,096	1,005	F	18	1980-90, 95-97
SAVARO, JEAN	42	7	12	29	29	F	27	1977-79
SCÉVIOUR, DARIN	1	0	0	0	0	F	32	1986-87
SCHAEFFER, PAUL	5	0	0	0	6	D	15	1936-37
SCHMALTZ, NICK	162	29	62	91	30	F	8	2016-19
SCHMALTZ, BOBBY	76	12	9	21	43	F	19	1967-69
SCLISIZZI, ENIO	14	0	2	2	0	F	14	1952-53
SCOTT, JOHN	69	0	2	2	120	D/F	32	2010-12
SCUDERI, ROB	17	0	0	0	0	D	47	2015-16
SEABROOK, BRENT	1114	103	361	464	661	D	7	2005-
SECORD, AL	466	213	160	373	1,426	F	14, 20	1980-87, 89-90
SEDLBAUER, RON	84	25	13	38	26	F	19	1979-81
SEELER, NICK	6	0	1	1	7	D	55	2020-
SEIBERT, EARL	410	57	134	191	400	D	17	1935-45
SEKAC, JIRI	6	0	1	1	2	L	34	2015-16
SHANTZ, JEFF	312	36	80	116	155	F	11	1993-98
SHARP, PATRICK	749	249	283	532	411	F	10	2005-15, 2017-18
SHARPLEY, GLEN	71	19	23	42	23	F	7	1980-82
SHAW, ANDREW	348	75	74	147	333	F	65	2012-16, 2019-
SHEA, PAT	10	0	1	1	0	D	10	1931-32

LEADERSHIP
PLAYERS
2019-20
OPPONENTS
TRADITION
RECORDS
PLAYOFFS
HISTORY
MINORS
MEDIA

# ALL-TIME ROSTER

LEADERSHIP	PLAYERS	2019-20	OPPONENTS	TRADITION	RECORDS	PLAYOFFS	HISTORY	MINORS	MEDIA
------------	---------	---------	-----------	-----------	---------	----------	---------	--------	-------

NAME	GP	G	A	PTS	PIM	POS	UNIFORM NO.	YEARS
SHEEHAN, BOBBY	78	11	20	31	18	F	27	1975-76
SHELTON, DOUG	5	0	1	1	2	F	19	1967-68
SHEPPARD, JOHN	41	3	4	7	4	F	4	1933-34
SHILL, JACK	48	6	7	13	12	D	3	1937-39
SHMYR, PAUL	84	2	16	18	75	D	3, 4, 23, 24	1968-71
SIKURA, DYLAN	47	1	13	14	0	F	95	2017-20
SIMON, CHRIS	61	12	6	18	125	F	17	2002-03
SIMON, JOHN	28	0	0	0	14	D	17	1944-45
SIMPSON, KENT	1	0	0	0	0	G	40	2013
SIMPSON, REID	91	8	6	14	247	F	33	1997-99
SIMPSON, TODD	45	0	3	3	116	D	27	2005-06
SKALDE, JARROD	7	0	1	1	4	F	16	1997-98
SKILLE, JACK	79	12	13	25	30	R	11, 20	2007-11
SKORODENSKI, WARREN	32	0	0	0	2	G	1	1981-82, 84-87
SKOV, GLEN	346	44	75	119	150	F	14	1955-60
SLEAVER, JOHN	13	1	0	1	4	F	15	1953-54, 56-57
SLOAN, TOD	195	58	78	136	189	F	9	1958-61
SMITH, BEN	156	23	16	39	4	F	57, 28	2010-15
SMITH, CLINT	202	81	121	202	12	F	2, 3	1943-47
SMITH, DES	26	1	4	5	27	D	11	1939-40
SMITH, GARY	51	0	0	0	5	G	1	1971-73
SMITH, GLEN	2	0	0	0	0	F	1	1950-51
SMITH, STEVE	317	25	111	136	920	D	3, 5	1991-97
SMITH, WAYNE	2	1	1	2	2	D	5	1966-67
SMITH, ZACK	50	4	7	11	29	F	15	2019-
SMOLENAK, RADEK	1	0	0	0	5	L	52	2010
SMOLINSKI, BRYAN	62	14	23	37	29	C	11	2006-07
SMYTH, GREG	60	0	3	3	141	D	3	1993-95
SOLHEIM, KEN	5	2	0	2	0	F	5	1980-81
SOMERS, ART	77	14	19	33	111	F	6	1929-31
SOPEL, BRENT	154	3	27	30	70	D	5	2007-10
SOUCY, CHRISTIAN	1	0	0	0	0	G	50	1993-94
SPACEK, JAROSLAV	155	15	45	60	121	D	3, 6	2000-02, 05-06
ST. LAURENT, DOLLARD	270	10	51	61	190	D	19	1958-62
ST. PIERRE, MARTIN	21	1	3	4	8	F	47	2005-08
STALBERG, VIKTOR	203	43	47	90	102	R	25	2010-13
STANFIELD, FRED	107	10	12	22	14	F	6, 18	1964-67
STANLEY, ALLAN	111	14	28	42	92	D	4	1954-56
STANLEY, BARNEY	1	0	0	0	0	F	14	1927-28
STANTON, RYAN	1	0	0	0	2	D	55	2013
STAPLETON, MIKE	125	9	21	30	82	F	12, 15, 16	1986-89, 90-92
STAPLETON, PAT	545	41	286	327	301	D	12	1965-73
STASIUK, VIC	38	6	4	10	8	F	17, 18	1949-51
STEVENSON, DOUG	4	0	0	0	0	G	1	1944-46
STEWART, GAYE	178	70	66	136	172	F	10, 15	1947-50
STEWART, JACK	63	1	5	6	61	D	2	1950-52
STEWART, KARL	37	2	3	5	43	L	57	2006-07
STEWART, KEN	6	1	1	2	0	D	10	1941-42
STRATTON, ART	2	0	0	0	0	F	10	1965-66
STROME, DYLAN	116	29	60	89	30	F	17	2018-
STRUDWICK, JASON	102	3	6	9	160	F/D	34	2002-04
SULLIVAN, FRANK	2	0	0	0	0	D	—	1954-56
SULLIVAN, RED	133	33	68	101	109	F	7, 8, 21	1954-56
SULLIVAN, STEVE	370	118	185	303	251	F	15, 26	1999-2004
SUOMI, AL	5	0	0	0	0	F	14	1936-37
SUTER, GARY	301	53	126	179	284	D	6, 20	1993-98
SUTTER, BRENT	417	76	143	219	293	F	12	1991-98
SUTTER, DARRYL	406	161	118	279	286	F	27	1979-87
SUTTER, DUANE	184	18	32	50	440	F	12, 16	1987-90
SUTTER, RICH	98	12	14	26	136	F	15	1993-95
SVEDEBERG, VIKTOR	27	2	2	4	4	D	43	2015-18
SYKORA, MICHAL	56	2	12	14	22	D	6	1997-98
TAFFE, JEFF	1	0	0	0	0	C	23	2010
TALLAS, ROBBIE	12	0	0	0	0	G	32	2000-01
TALLON, DALE	325	44	112	156	296	D	19	1973-78
TANTI, TONY	3	1	0	1	0	F	8, 11	1981-83
TAYLOR, HARRY	15	1	1	2	0	D	9, 15	1951-52
TAYLOR, RALPH	80	2	1	3	142	D	12	1927-30
TEPPER, STEPHEN	1	0	0	0	0	F	68	1992-93
TERAVAINEN, TEUVO	115	17	27	44	22	C	86	2014-16

# ALL-TIME ROSTER

NAME	GP	G	A	PTS	PIM	POS	UNIFORM NO.	YEARS
TERBENCHE, PAUL	68	3	7	10	8	D	18	1967-68
TERRERI, CHRIS	28	0	1	1	2	G	40	1997-98
THIBAUT, JOCELYN	321	0	4	4	12	G	41	1998-2004
THOMAS, CY	6	1	0	1	8	F	15	1947-48
THOMAS, STEVE	334	110	120	230	423	F	32	1987-92, 2001-03
THOMPSON, PAUL	365	118	146	264	196	F	6	1931-39
THOMS, BILL	253	63	112	175	59	F	12	1938-45
THOMSON, JIM	70	4	7	11	75	D	5	1957-58
THORNTON, SHAWN	31	2	1	3	70	F	49, 33, 29	2002-06
TICHY, MILAN	13	0	1	1	30	D	43	1992-93
TIKHONOV, VIKTOR	11	0	0	0	6	R	14	2015
TIMGREN, RAY	14	1	1	2	2	F	16, 19	1954-55
TIMONEN, KIMMO	16	0	0	0	2	D	44	2015
TODD, KEVIN	35	5	6	11	16	F	14	1993-94
<b>TOEWS, JONATHAN</b>	<b>943</b>	<b>345</b>	<b>470</b>	<b>815</b>	<b>525</b>	<b>C</b>	<b>19</b>	<b>2007-</b>
TONELLI, JOHN	33	1	7	8	37	F	72	1991-92
TOOTOO, JORDIN	50	2	1	3	28	F	22	2016-
TOPPAZZINI, JERRY	83	11	19	30	75	F	19	1953-55
TOPPAZZINI, ZELUJO	7	0	0	0	0	F	15	1956-57
TORKKI, JARI	4	1	0	1	0	F	44	1988-89
TOUPIN, JACQUES	8	1	2	3	0	F	9	1943-44
TOWNSEND, ART	5	0	0	0	0	D	11	1926-27
TRAPP, BOB	82	4	4	8	131	D	2	1926-28
TRAUB, PERCY	42	0	2	2	83	D	—	1926-27
TREFLOV, ANDREI	7	0	0	0	0	G	45, 29	1997-98
TRIMPER, TIM	30	6	10	16	10	F	28, 38	1979-80
TRUDEL, LOUIS	215	28	45	73	94	F	11, 16	1933-38
TURCO, MARTY	29	0	0	0	6	G	30	2010-11
TURNER, BOB	139	11	5	16	72	D	2	1961-63
TUTEN, AUDLEY	39	4	8	12	48	D	2	1941-43
UBRIACO, GENE	22	1	1	2	2	F	19	1969-70
ULANOV, IGOR	53	1	8	9	92	D	6, 45	1995-96
UNDERHILL, MATT	1	0	0	0	0	G	40	2003-04
VAIVE, RICK	106	55	39	94	168	F	27	1987-89
VALK, GARRY	16	0	1	1	6	F	15	2002-03
VANDENBUSSCHE, RYAN	263	7	10	17	592	F	34, 32, 19, 14, 23	1998-2004
VANDERMEER, JIM	171	11	41	52	271	D	23	2003-07
VAN DORP, WAYNE	69	7	4	11	331	F	23	1988-90
VAN IMPE, ED	61	8	11	19	111	D	2	1966-67
VAN RIEMSDYK, TREVOR	158	8	23	31	62	D	57	2014-17
VARIS, PETRI	1	0	0	0	0	F	17	1997-98
VASKO, ELMER	641	32	153	185	608	D	4, 22	1956-66
VAYDIK, GREG	5	0	0	0	0	F	24	1976-77
VEISOR, MIKE	62	0	2	2	0	G	1	1973-75, 76-80
VILLEMURE, GILLES	21	0	0	0	0	G	1	1975-77
VERMETTE, ANTOINE	19	0	3	3	6	F	80	2015
VERSTEEG, KRIS	294	68	96	164	158	F	32, 23	2007-10, 13-15
VINCELETTE, DAN	166	20	20	40	288	F	11, 16, 17, 29, 32	1987-90, 91-92
VOKES, ED	5	0	0	0	0	F	8	1930-31
VON ARX, RETO	19	3	1	4	4	C	17	2000-01
VOPAT, ROMAN	3	0	0	0	4	F	14	1998-99
VOROBIEV, PAVEL	57	10	15	25	38	F	32	2003-07
VOSS, CARL	33	3	8	11	0	F	14	1937-38
VRBATA, RADIM	122	27	48	75	42	D	16	2005-07
WAITE, JIMMY	58	0	1	1	0	G	29, 30, 36, 49, 60	1988-93, 94-97
WALKER, MATT	65	1	13	14	79	D	8	2008-09
WALTON, MIKE	26	6	3	9	4	F	16	1978-79
WARD, CAM	33	0	1	1	4	G	30	2018-19
WARD, DON	3	0	0	0	0	D	4	1957-58
WARES, EDDIE	106	8	18	26	55	D/F	15	1945-47
WASNIE, NICK	14	1	0	1	22	F	13	1927-28
WATSON, BILL	115	23	36	59	12	F	11, 14	1985-89
WATSON, HARRY	168	36	49	85	19	F	5	1954-57
WEDIN, ANTON	4	0	0	0	4	F	57	2019-20
WEINRICH, ERIC	356	21	92	113	309	D	2	1993-98
WEISE, DALE	15	0	1	1	2	R	25	2016
WENTWORTH, CY	216	17	24	41	149	D	10	1927-32
WERENKA, BRAD	9	0	0	0	8	D	3	1995-96
WHARRAM, KEN	766	252	281	533	220	F	11, 17, 21	1951-56, 58-69
WHITE, BILL	415	30	149	179	336	D	2	1969-76
WHITE, PETER	54	3	4	7	10	F	11, 16	2001-03

LEADERSHIP
PLAYERS
2019-20
OPPONENTS
TRADITION
RECORDS
PLAYOFFS
HISTORY
MINORS
MEDIA



# ALL-TIME ROSTER

NAME	GP	G	A	PTS	PIM	POS	UNIFORM NO.	YEARS
WHITE, TODD	43	6	8	14	22	C	26	1997-2000
WIEBE, ART	412	14	26	40	201	D	2, 10, 11	1932-44
WILKINSON, NEIL	72	3	9	12	116	D/F	23	1993-94
WILLIAMS, JASON	63	17	25	42	42	C	29	2006-08
WILLIAMS, SEAN	2	0	0	0	4	F	53	1991-92
WILSON, BEHN	262	39	106	145	607	D	23	1983-86, 87-88
WILSON, CULLY	42	8	4	12	42	F	—	1926-27
WILSON, DOUG	938	225	554	779	764	D	24	1977-91
WILSON, JOHNNY	140	42	39	81	36	F	16	1955-57
WILSON, LARRY	131	21	44	65	61	F	7, 16	1953-56
WILSON, RIK	14	4	5	9	6	D	3, 44	1987-88
WILSON, BOB	1	0	0	0	0	D	—	1953-54
WILSON, ROGER	7	0	2	2	6	D	6	1974-75
WINGELS, TOMMY	57	7	5	12	43	C	57	2017-18
WISNIEWSKI, JAMES	168	13	43	56	192	D	43	2005-09
WISTE, JIM	29	0	8	8	8	F	18, 22	1968-70
WITLUK, STEVE	33	3	8	11	14	F	9, 15	1951-52
WOIT, BENNY	72	1	8	9	48	D	6	1955-57
WYLLIE, DUANE	14	3	3	6	2	F	24, 27	1974-75, 76-77
YAKUBOV, MIKHAIL	40	2	9	11	16	F	36, 12	2003-06
YAREMCHUK, KEN	188	30	43	73	78	F	7, 15	1983-86
YAWNEY, TRENT	280	16	55	71	398	D	8, 5	1987-91, 97-99
YOUNG, BRIAN	8	0	2	2	6	D	25	1980-81
YOUNG, HOWIE	96	3	14	17	166	D	2, 3	1963-64, 68-69
YSEBAERT, PAUL	26	9	8	17	14	F	14	1993-95
ZAHARKO, MILES	58	4	13	17	58	D	7, 8, 26	1978-79, 80-82
ZEIDEL, LARRY	64	1	6	7	102	D	6	1953-54
ZELEPUKIN, VALERI	36	3	4	7	18	L	29	2000-01
ZHAMNOV, ALEXEI	528	140	284	424	419	C	26, 36, 13	1996-2004
ZMOLEK, DOUG	105	2	21	23	162	D	4	1998-2000
ZOBOROSKY, MARTY	1	0	0	0	2	D	3	1944-45
ZYUZIN, ANDREI	32	2	3	5	38	D	27	2007-08

LEADERSHIP

PLAYERS

2019-20

OPPONENTS

TRADITION

RECORDS

PLAYOFFS

HISTORY

MINORS

MEDIA

# ALL-TIME GOALIE REGISTER

NAME	GP	W	L	T	OT	SO	MINS	GA	AVG	A	PIM
TONY ESPOSITO	873	418	302	148	-	74	51,839	2,529	2.93	25	31
GLENN HALL	618	276	229	107	-	51	36,621	1,586	2.60	6	52
COREY CRAWFORD	488	260	162	-	53	26	28,120	1,146	2.45	9	18
ED BELFOUR	415	201	138	56	13	30	23,679	1,047	2.65	18	240
JOCELYN THIBAUT	321	137	142	37	12	28	18,605	816	2.63	4	12
MURRAY BANNERMAN	288	116	125	33	-	8	16,450	1,051	3.83	10	37
MIKE KARAKAS	331	114	165	52	-	28	20,304	982	2.91	1	9
CHARLIE GARDINER	316	112	151	52	-	42	19,687	664	2.02	0	2
NIKOLAI KHABIBULIN	206	91	80	-	25	6	11,767	557	2.84	5	30
DENIS DEJORDY	199	86	70	35	-	13	11,302	518	2.75	2	2
AL ROLLINS	308	81	171	56	-	17	18,480	932	3.03	1	39
JEFF HACKETT	173	63	75	25	11	14	9,850	403	2.45	3	30
CRISTOBAL HUET	89	46	29	-	8	7	5,082	213	2.51	0	6
SCOTT DARLING	75	39	17	-	9	4	4,082	161	2.37	0	0
BOB SAUVE	84	38	32	7	-	1	4,759	297	3.74	5	33
RAY EMERY	55	32	10	-	4	3	2,890	119	2.47	1	2
SAM LOPRESTI	74	30	38	6	-	4	4,530	236	3.13	0	0
ALAIN CHEVRIER	66	29	25	5	2	0	3,467	224	3.88	2	6
HARRY LUMLEY	134	29	85	19	-	5	7,965	482	3.67	0	6
ANTTI NIEMI	42	27	8	-	5	7	2,331	90	2.32	1	0
DARREN PANG	81	27	35	7	1	0	4,252	287	4.05	9	6
LORNE CHABOT	48	26	17	5	-	8	2,940	88	1.80	0	0
EMILE FRANCIS	73	25	42	6	-	1	4,380	287	3.93	0	6
GARY SMITH	51	24	15	8	-	5	2,880	141	2.94	0	5
DAVE DRYDEN	68	24	23	4	-	4	3,200	171	3.21	2	0
PAUL GOODMAN	52	23	20	9	-	6	3,240	117	2.17	0	0
FRANK BRIMSEK	70	22	38	10	-	5	4,200	244	3.49	0	2
JIM HENRY	60	21	31	8	-	0	3,600	211	3.52	0	0
ANTTI RAANTA	39	20	9	0	5	3	2,189	88	2.41	1	0
PATRICK LAULME	44	20	18	-	3	2	2,473	119	2.89	0	8
JACQUES CLOUTIER	53	20	18	2	1	2	2,581	136	3.16	0	10
HUGH LEHMAN	48	20	24	4	-	6	3,047	136	2.68	0	0
MIKE VEISOR	62	20	24	15	-	3	3,577	196	3.30	2	0
STEVE PASSMORE	73	19	32	10	4	1	3,965	181	2.74	1	19
GERRY DESJARDINS	32	17	8	5	-	0	1,817	78	2.58	1	6
BERT GARDINER	50	17	18	15	-	1	3,020	180	3.58	0	0
ROBIN LEHNER	33	16	10	-	5	0	1,875	94	3.01	0	4
CAM WARD	39	16	12	-	4	0	1,882	115	3.67	1	4
JIMMY WAITE	58	14	23	7	2	2	2,865	174	3.64	1	0
DOMINIK HASEK	25	13	4	2	0	1	1,209	52	2.58	0	8
BOB MASON	41	13	18	8	1	0	2,312	160	4.16	2	0
PAUL BIBEALTY	41	13	25	3	-	1	2,460	170	4.15	0	2
CHRIS TERRERI	28	12	11	4	0	2	1,651	68	2.47	1	2
CRAIG ANDERSON	56	12	29	2	4	2	3,029	161	3.19	1	18
WARREN SKORODENSKI	32	12	11	4	-	2	1,671	93	3.34	0	2
MARTY TURCO	29	11	11	-	3	1	1,631	82	3.02	0	6
HEC HIGHTON	24	10	14	0	-	0	1,440	108	4.50	0	0
ANTON FORSBERG	35	10	16	-	4	0	1,715	85	2.97	0	0
MICHAEL LEIGHTON	43	8	21	10	4	3	2,474	121	2.93	2	2
<b>COLLIN DELIA</b>	<b>18</b>	<b>7</b>	<b>5</b>	<b>-</b>	<b>3</b>	<b>0</b>	<b>937</b>	<b>57</b>	<b>3.65</b>	<b>0</b>	<b>0</b>
MARK FITZPATRICK	27	6	8	6	1	0	1,403	64	2.74	1	8
HANK BASSEN	33	6	18	9	-	1	1,980	103	3.12	0	2
GREG MILLEN	13	5	5	1	0	0	633	36	3.41	1	0
ADAM MUNRO	17	4	10	1	2	1	927	51	3.30	1	2
JACK NORRIS	10	3	3	0	-	1	434	32	4.42	0	0
JEFF GLASS	15	3	7	-	3	0	821	46	3.36	0	0
J-F BERUBE	13	3	6	-	1	0	668	42	3.78	0	0
MICHEL DUMAS	8	2	1	2	-	0	362	24	3.98	1	0
BOB JANEYK	8	2	3	1	-	0	412	28	4.08	0	2
GILLES MELOCHE	2	2	0	0	-	0	120	6	3.00	0	0
DOUG STEVENSON	4	2	2	0	-	0	240	19	4.75	0	0
ROBBIE TALLAS	12	2	7	0	0	0	627	35	3.35	0	0
GILLES VILLEMURE	21	2	11	6	-	0	1,109	85	4.6.0	0	0
DOUG JACKSON	6	1	4	1	-	0	360	42	7.00	0	0
BRIAN BOUCHER	15	1	10	-	3	1	827	45	3.27	0	0
SEBASTIEN CARON	1	1	0	-	0	0	60	1	1.00	0	0
BILL DICKIE	1	1	0	0	-	0	60	3	3.00	0	0
ED JOHNSTON	4	1	3	0	-	0	240	17	4.25	0	0
MARC LAMOTHE	2	1	1	0	0	0	116	10	5.16	0	0
RAY LEBLANC	1	1	0	0	0	0	60	1	1.00	0	0
MARCEL PELLETIER	6	1	5	0	-	0	355	28	4.70	0	2

LEADERSHIP
PLAYERS
2019-20
OPPONENTS
TRADITION
RECORDS
PLAYOFFS
HISTORY
MINORS
MEDIA

# ALL-TIME GOALIE REGISTER

NAME	GP	W	L	T	OT	SO	MINS	GA	AVG	A	PIM	
ANDREI TREFILOV	7	1	5	0	0	0	324	21	3.89	0	0	
SCOTT FOSTER	1	0	0	-	-	0	15	0	0.00	0	0	
RED ALMAS	1	0	1	0	-	0	60	5	5.00	0	0	
KENNETH BROWN	1	0	0	0	-	0	18	1	3.33	0	0	
CHRIS CLIFFORD	2	0	0	0	0	0	24	0	0.00	0	0	
WILF CUDE	1	0	1	0	-	0	41	9	13.17	0	0	
RAY FREDERICK	5	0	4	1	-	0	300	22	4.40	0	0	
JOHN GELINEAU	2	0	2	0	-	0	120	18	9.00	0	0	
MICHEL LAROCQUE	3	0	2	0	0	0	152	9	3.55	0	0	
JEAN MAROIS	2	0	2	0	-	0	120	11	5.50	0	0	
MOE ROBERTS	1	0	0	0	-	0	20	0	0.00	0	0	
KENT SIMPSON	1	0	0	0	-	0	20	2	6.00	0	0	
CHRISTIAN SOUCY	1	0	0	0	0	0	3	0	0.00	0	0	
MALCOLM SUBBAN	1	0	0	-	0	0	1	0	0.00	0	0	
CARTER HUTTON	1	0	1	0	0	0	59	3	3.06	0	0	
MATT UNDERHILL	1	0	1	0	0	0	61	4	3.95	0	0	
EMPTY NET GOALS								356				
TOTALS	6,504	2,788	2,736	814	166	434	384,279	19,095	2.99	122	675	686

## BLACKHAWKS ALL-TIME ROSTER NUMBERS

951 Total Players  
 864 Skaters  
 581 Forwards  
 283 Defensemen  
 87 Goaltenders

## ALL-TIME ROSTER BY BIRTHPLACE (20 COUNTRIES)

Canada 689  
 United States 128  
 Sweden 29  
 Russia 26  
 Czech Republic 24  
 Finland 17  
 Slovakia 10  
 United Kingdom 10  
 Germany 3  
 Poland 2  
 Italy 2  
 Ireland 2  
 Belarus 1  
 Denmark 1  
 England 1  
 France 1  
 Norway 1  
 Serbia 1  
 Switzerland 1  
 Ukraine 1  
 Kazakhstan 1

LEADERSHIP

PLAYERS

2019-20

OPPONENTS

TRADITION

RECORDS

PLAYOFFS

HISTORY

MINORS

MEDIA

**MINORS**

# ROCKFORD ICEHOGS DIRECTORY

## CLUB INFORMATION

Founded:	1999
Home Arena:	BMO Harris Bank Center
Seating Capacity:	5,895
Address:	300 Elm St., Rockford, IL 61101
Phone:	815-986-6465
Fax:	815-963-0974
Website:	icehogs.com
Colonial Cup (UHL):	2007
2018-19 Record:	20-30-2-2

## 2019-20 STAFF DIRECTORY

### MANAGEMENT/HOCKEY OPERATIONS

Vice President, Hockey Operations/Team Affiliates	Mark Bernard
Assistant General Manager	Nick Andersson
Head Coach	Derek King
Assistant Coach	Anders Sorensen
Developmental Goaltending Coach	Peter Aubry
Skating and Skills Development Coach	Kevin Delaney
Development Coach	Yanic Perreault
Video Coach	Adam Gill
Head Athletic Trainer	D.J. Jones MS, ATC
Strength and Conditioning Coach	Juan Gonzalez
Head Equipment Manager	Russ Holden
Assistant Equipment Manager	Ryan Martin
Massage Therapist	Michael Harling

### BUSINESS OPERATIONS

Director of Business Operations	Mike Peck
Multimedia Manager	Chris Toltzman
Broadcasting and Communications Coordinator	Joseph Zakrzewski
Assistant Manager of Ticket Coordinators	Ryan Woodrow



## DIRECTIONS TO BMO HARRIS BANK CENTER

**FROM BELOIT (NORTH):** Take I-90 East (portions toll) to the East State Street exit (East Business U.S. 20), and follow it for about seven miles into downtown Rockford. Cross the Rock River, and take a left at Church Street, which will be the second light. Look for the arena on the left side of the street. Parking is available in the deck opposite the BMO Harris Bank Center.

**FROM FREEPORT (WEST):** From U.S. 20, follow Business U.S. 20 (West State Street) into Rockford. Turn right on Church Street and look for the arena on the left side of the street. Parking is available in the deck opposite the BMO Harris Bank Center.

**FROM THE CHICAGO AREA (EAST):** Follow I-90 West (Northwest Tollway) to Bypass U.S. 20 West (towards Freeport). Follow U.S. 20 for about seven miles to the North Main Street exit. Once you reach downtown Rockford, turn left on West State Street, and left again on Church Street. Parking is available in the deck opposite the BMO Harris Bank Center.

**FROM ROCHELLE (SOUTH):** Take Ill. 251 (11th Street) north into Rockford. Turn left on Charles Street, which will become Jefferson Street. Cross the Rock River, and turn left on Church Street in two blocks. Parking is available in the deck opposite the BMO Harris Bank Center.

## BMO HARRIS BANK CENTER PARKING

There is a \$5 fee for parking in the garage between Court and Church streets on Chestnut for all Rockford IceHogs games. For premium games, a \$5-7 fee will also be applied at many of the other event parking lots.

LEADERSHIP

PLAYERS

2019-20

OPPONENTS

TRADITION

RECORDS

PLAYOFFS

HISTORY

MINORS

MEDIA

# 2019-20 REGULAR-SEASON STATS

NO.	PLAYER	GP	G	A	PTS	+/-	PIM	PPG	SHG	S	S%
16	Tyler Sikura	63	14	20	34	10	22	3	1	115	12.2
15	Dylan Sikura	45	14	19	33	11	20	3	0	170	8.2
22	Brandon Hagel	59	19	12	31	0	38	4	0	126	15.1
44	MacKenzie Entwistle	56	11	15	26	0	38	4	0	70	15.7
23	Lucas Carlsson	48	5	21	26	3	26	0	0	100	5.0
17	John Quenneville	36	13	9	22	4	31	3	1	75	17.3
21	Jacob Nilsson	62	7	14	21	-12	26	3	1	89	7.9
25	Phillip Kurashev	36	7	12	19	5	8	2	0	63	11.1
26	Alexandre Fortin	44	8	9	17	0	12	0	2	88	9.1
57	Anton Wedin	31	7	10	17	-8	8	1	0	73	9.6
19	Joseph Cramarossa	51	7	8	15	-16	126	1	1	56	12.5
	WBS	9	2	1	3	-2	16	0	0	11	18.2
	RFD	42	5	7	12	-14	110	1	1	45	11.1
5	Philip Holm	30	4	11	15	4	22	1	0	62	6.5
39	Nicolas Beaudin	59	3	12	15	-5	33	0	0	77	3.9
32	Gabriel Gagne	24	6	7	13	1	7	2	0	55	10.9
	ONT	3	0	1	1	1	0	0	0	9	0.0
	RFD	21	6	6	12	0	7	2	0	46	13.0
9	Matthew Highmore	21	4	8	12	5	14	0	1	24	16.7
12	Ian McCoshen	63	2	10	12	-11	78	0	0	80	2.5
	SPR	7	0	4	4	2	4	0	0	7	0.0
	RFD	56	2	6	8	-13	74	0	0	73	2.7
7	Nick Moutrey	52	5	6	11	-7	33	0	1	61	8.2
3	T.J. Brennan	34	1	10	11	1	44	0	0	91	1.1
	LV	28	1	7	8	-3	42	0	0	74	1.4
	RFD	16	0	3	3	4	2	0	0	17	0.0
24	Reese Johnson	52	4	4	8	-7	63	0	1	44	9.1
4	Chad Kryz	41	2	6	8	-5	18	0	0	37	5.4
36	Joni Tuulola	56	2	6	8	5	22	0	0	47	4.3
18	Dylan McLaughlin	28	2	5	7	-7	6	1	0	40	5.0
8	Dennis Gilbert	30	1	6	7	-1	46	0	0	31	3.2
28	Ben Youds	17	0	7	7	-2	14	0	0	21	0.0
14	Garrett Mitchell	17	4	2	6	-2	9	0	0	18	22.2
	LAV	2	0	0	0	-2	0	0	0	0	0.0
	RFD	15	4	2	6	0	9	0	0	18	22.2
27	Adam Boqvist	15	1	5	6	2	10	1	0	28	3.6
37	Tim Soderlund	29	1	2	3	-6	14	0	0	23	4.3
1	Collin Delia	32	0	2	2	0	0	0	0	0	0.0
2	Dmitry Osipov	28	1	0	1	-4	44	0	0	20	5.0
16	Alexsi Saarela	5	0	1	1	2	0	0	0	14	0.0
10	Kris Versteeg	6	0	1	1	0	2	0	0	16	0.0
31	Matt Tomkins	13	0	1	1	0	19	0	0	0	0.0
49	Liam Coughlin	2	0	0	0	0	0	0	0	1	0.0
77	Kirby Dach	3	0	0	0	-1	0	0	0	7	0.0
34	Joshua Winkquist	3	0	0	0	0	0	0	0	1	0.0
5	Josh McArdle	4	0	0	0	-2	0	0	0	2	0.0
43	Mathew Thompson	5	0	0	0	-1	0	0	0	1	0.0
5	Spencer Watson	5	0	0	0	-1	0	0	0	6	0.0
14	Peter Quenneville	7	0	0	0	-2	0	0	0	5	0.0
11	Mikael Hakkarainen	8	0	0	0	-1	4	0	0	3	0.0
20	Nathan Noel	8	0	0	0	-1	10	0	0	2	0.0
30	Kevin Lankinen	21	0	0	0	0	0	0	0	0	0.0
	Bench	63	4	-	-	-	16	-	-	4	-
	TOTALS	63	156	187	343	-49	817	32	10	1,842	5.50

LEADERSHIP
PLAYERS
2019-20
OPPONENTS
TRADITION
RECORDS
PLAYOFFS
HISTORY
MINORS
MEDIA

# 2019-20 REGULAR-SEASON STATS

NO.	GOALIE	GP	MINS	W	L	OT	SO	GA	GAA	SVS	SV%
1	Collin Delia	32	1,824	16	13	1	3	81	2.66	844	0.912
30	Kevin Lankinen	21	1,189	8	10	2	0	60	3.03	597	0.909
31	Matt Tomkins	13	769	5	7	1	0	40	3.12	344	0.896
	Empty Net		42	-	-	-	-	4	-	-	-
	TOTALS	76	4,661	35	31	10	0	208	2.68	2,400	0.913

LEADERSHIP
PLAYERS
2019-20
OPPONENTS
TRADITION
RECORDS
PLAYOFFS
HISTORY
MINORS
MEDIA

## CLUB INFORMATION

Inaugural season: .....2014-15  
 Home Arena: .....Indiana Farmers Coliseum (6,488)  
 Address: .....1202 E. 38th St., Indianapolis, IN 46205  
 Phone: .....317-925-3835  
 Fax: .....317-925-3850  
 Website: .....indyfuelhockey.com  
 2019-20 Record: .....30-26-2-2

## 2019-20 STAFF DIRECTORY

### MANAGEMENT

Owner & Chairman .....Jim Hallett  
 President & COO .....Larry McQueary  
 Chief Financial Officer .....Bill Stackhouse  
 VP of Sponsorships .....Robin Rushton  
 VP of Ticket Sales .....Matthew Louck

### FRONT OFFICE

Director of Partnership Fulfillment .....Logan Gading  
 Director of Partnership Fulfillment .....Jordan Gawarecki  
 Director of Digital Content .....Rachel O'Donnell  
 Director of Media Relations .....Mark Grainda  
 Director of Game Operations .....Dana Roth  
 Director of Game Operations .....Halston Mavrick  
 Senior Ticket Account Exec. ....Ben Pulley

### HOCKEY OPERATIONS

Head Coach/General Manager .....Doug Christiansen  
 Assistant Coach .....Andy Contois  
 Equipment Manager .....Darrin Flinchem  
 Athletic Trainer .....George Bullock  
 Strength & Conditioning Coach .....Justin Ochoa



## DIRECTIONS TO INDIANA FARMERS COLISEUM

**FROM THE NORTH (CHICAGO):** Take I-90 south (toll road) to Exit 17 (East Dunes Highway). Head west and merge with I-65 south at Exit 262, then follow and merge with I-70 east (toward Columbus) at Exit 112A. Take Exit 119 and merge onto West 38th Street. Turn left on East Fall Creek Parkway; the Indiana State Fairgrounds will be on the lefthand side (enter Gate 6).

**FROM THE WEST:** From I-70 east, take Exit 85 and turn right onto North Keystone Avenue. Continue north, and turn left onto East 38th Street. Turn right on East Fall Creek Parkway; the Indiana State Fairgrounds will be on the lefthand side (enter Gate 6).

**FROM THE SOUTH:** From I-65 north, merge onto I-70 east (toward Columbus). Take Exit 85B to North Keystone Avenue, continue north, and turn left onto East 38th Street. Turn right on East Fall Creek Parkway; the Indiana State Fairgrounds will be on the lefthand side (enter Gate 6).

**FROM THE EAST:** From I-70 west, take Exit 85 and turn right onto North Keystone Avenue. Continue north, and turn left on East 38th Street. Turn right on East Fall Creek Parkway; the Indiana State Fairgrounds will be on the lefthand side (enter Gate 6).

## INDIANA FARMERS COLISEUM PARKING

After entering Gate 6, there are various parking options available around the Indiana State Fairgrounds. There is a \$5 facility charge per vehicle for all events, including Indy Fuel games.

LEADERSHIP

PLAYERS

2019-20

OPPONENTS

TRADITION

RECORDS

PLAYOFFS

HISTORY

MINORS

MEDIA



# 2020-21 FUEL SCHEDULE

## INDY FUEL SCHEDULE



<b>DECEMBER 11 vs. Kansas City Mavericks</b>	7:00 PM at Indiana Farmers Coliseum
<b>DECEMBER 12 at Wheeling Nailers</b>	7:05 PM at WesBanco Arena
<b>DECEMBER 18 at Kansas City Mavericks</b>	8:05 PM at Cable Dahmer Arena
<b>DECEMBER 26 vs. Wheeling Nailers</b>	7:00 PM at Indiana Farmers Coliseum
<b>DECEMBER 27 at Wheeling Nailers</b>	4:10 PM at WesBanco Arena
<b>DECEMBER 31 at Wheeling Nailers</b>	6:10 PM at WesBanco Arena
<b>JANUARY 2 vs. Wheeling Nailers</b>	7:00 PM at Indiana Farmers Coliseum
<b>JANUARY 8 vs. Greenville Swamp Rabbits</b>	7:00 PM at Indiana Farmers Coliseum
<b>JANUARY 9 vs. Greenville Swamp Rabbits</b>	7:00 PM at Indiana Farmers Coliseum
<b>JANUARY 15 vs. Wheeling Nailers</b>	7:00 PM at Indiana Farmers Coliseum
<b>JANUARY 16 vs. Wheeling Nailers</b>	7:00 PM at Indiana Farmers Coliseum
<b>JANUARY 20 at Tulsa Oilers</b>	8:05 PM at BOK Center
<b>JANUARY 22 at Tulsa Oilers</b>	8:05 PM at BOK Center
<b>JANUARY 23 at Tulsa Oilers</b>	8:05 PM at BOK Center
<b>JANUARY 24 at Wichita Thunder</b>	5:05 PM at INTRUST Bank Arena
<b>JANUARY 30 at Wheeling Nailers</b>	7:10 PM at WesBanco Arena
<b>JANUARY 31 vs. Wheeling Nailers</b>	3:00 PM at Indiana Farmers Coliseum
<b>FEBRUARY 5 vs. Rapid City Rush</b>	7:00 PM at Indiana Farmers Coliseum
<b>FEBRUARY 6 vs. Rapid City Rush</b>	7:00 PM at Indiana Farmers Coliseum
<b>FEBRUARY 10 vs. Wheeling Nailers</b>	7:00 PM at Indiana Farmers Coliseum

RED = HOME GAMES, BLACK = AWAY GAMES

\*All dates/times and opponents are subject to change. All times listed in EST.

#NOBRAKES



**MEDIA**

# MEDIA INFORMATION

Thank you for your coverage of the Chicago Blackhawks and the National Hockey League. Below are some media guidelines for the 2020-21 season. If at any time you have questions, or if we can do anything to ease your coverage, please do not hesitate to contact a member of the Blackhawks communications staff.

**ADAM ROGOWIN**  
Vice President, Communications  
312-455-7025  
arogowin@blackhawks.com

**JOHN H. STEINMILLER**  
Senior Director, Media Relations  
312-455-7048  
jsteinmiller@blackhawks.com  
(Interview Requests)

**LYNDSAY STROOPE**  
Public Relations Manager  
312-455-7024  
lstroope@blackhawks.com  
(Corporate Communications/Off-Ice News)

**MIKE HORAN**  
Media Relations Manager  
312-455-7049  
mhoran@blackhawks.com  
(Interview Requests/Game Notes)

**WILL CHUKERMAN**  
Media Relations Coordinator  
312-455-7179  
wchukerman@blackhawks.com  
(Credentialing/Interview Requests)

## BLACKHAWKS MEDIA WEBSITE

The Chicago Blackhawks Communications Department maintains a media-specific website to deliver up-to-the-minute news and information about the organization and the NHL – including game notes, statistics, press releases, daily news clips, practice information, postgame notes and audio, a digital edition of the 2020-21 Blackhawks Media Guide and downloadable high-resolution headshot images. To access the site and request login information, visit [blackhawks.com/media](http://blackhawks.com/media).

## NHL MEDIA WEBSITE

The NHL's password-protected website for members of the media includes statistics, press releases, game notes, credential applications for league events and PDF files of every team's media guide as well as league publications. To access the site and request login information, visit [media.nhl.com](http://media.nhl.com).

## ACCREDITATION

Media credential requests will be evaluated on a game-by-game basis for print & online, radio and television outlets. The only credentials that will be honored by the United Center and the Chicago Blackhawks are those issued by the NHL or the Blackhawks themselves.

Each credential will admit its bearer access to the United Center, the press workroom, both team locker rooms (per NHL guidelines) and the press box. Credentials are valid only for the game(s) printed on the pass and must be visibly worn at all times while inside the United Center to ensure proper access to designated areas.

All credentials are non-transferable and any unauthorized use will result in immediate ejection from the United Center and the forfeiture of the credential and future credential privileges.

**Standard** | All credential requests must be emailed to Will Chukerman, Media Relations Coordinator, by an accredited news outlet's sports director or editor no later than the end of the last business day before the game or practice desired (or by 5:00 p.m. on Friday for a weekend or Monday game).

**Photography** | Photo credentials are also available on a game-by-game basis, and assigning editors must follow the standard process. All photographers must check in with team photographers Bill Smith and Chase Agnello-Dean upon arrival at the United Center for a shooting location and are permitted to shoot only from designated areas.

**International** | Non-North American media outlets are required to request media credentials through the National Hockey League.

## AVAILABILITY AND INTERVIEW REQUESTS

Blackhawks practices take place at MB Ice Arena or the United Center and are open to accredited media members. Please note that practice times vary. Media wishing to cover practice sessions must contact the Blackhawks Media Relations Department to confirm times and locations and to ensure access.

Normal media availability takes place after completion of the morning skate, which typically begins at 10:30 a.m. (for a 7:30 p.m. start). This is the best time to interview players on a game day.

Television and radio networks, including rightsholders, requesting pregame interviews with a player, live shots and intermission interviews must request access and approval through the Chicago Blackhawks Communications Department by the conclusion of that day's morning skate.

The Blackhawks dressing room, located on the service level in the talent corridor (north side), will be opened to members of the media by a representative of the Media Relations Department no later than 5 minutes after the conclusion of the game. Access to the adjacent visitors' dressing room will be controlled by a visiting team representative. Access to the officials' dressing room is prohibited to members of the media.

Head coach Jeremy Colliton will be available during a postgame press conference in the press workroom.

## VENUES AND MEDIA SERVICES

**Media Entrance** | For all Blackhawks games at the United Center, media must enter through the Gate 3 1/2 media entrance, located at the northeast corner of the facility off Madison Street. Gate 3 1/2 opens four hours prior to the scheduled puck drop of the game in question. All single-game media credentials can be picked up at this time after providing government or media outlet identification.

Rightsholder broadcast personnel must enter the United Center through the Gate 8 entrance on the southwest corner of the building.

For regular-season practices and morning skate sessions conducted at the United Center, media must enter through the East Atrium doors (off Wood Street) and proceed straight to the security checkpoint in the Atrium before continuing to Gate 4.

LEADERSHIP
PLAYERS
2019-20
OPPONENTS
TRADITION
RECORDS
PLAYOFFS
HISTORY
MINORS
MEDIA

**Parking** | Complimentary media parking is available through the Chicago Blackhawks Communications Department. Please note any parking needs in conjunction with credential requests. Media parking space is reserved in Lot A, accessible from Madison Street, between Wood Street and Paulina Street.

**Press Box and Workroom** | The press box is located on the seventh floor (south side, opposite the team benches) of the United Center and is reserved for game personnel and members of the working media only. Seating is limited and reserved at the discretion of the Chicago Blackhawks Communications Department. Please consult seating charts posted throughout the press box upon arrival for seat assignments.

The press workroom is located on the service level in the northwest corner of the United Center. Only working media with valid credentials will be permitted into the press workroom. Photography rooms are located in this space.

Both areas are equipped with electrical outlets, phone lines and Wi-Fi login information – though media members in the press box are encouraged to use hard-wired Internet connections, available at every seat, to ensure maximum connectivity and reliability.

**Services** | Prior to each game, a meal is available to members of the media for a nominal fee in the press workroom.

Prior to the game, members of the media will be provided with game notes and lineups, available in both the press workroom and the press box. In-game scoresheets will be distributed to all media in the press box between periods and in both the press box and the press workroom following the game. Additional materials can be found on the Blackhawks' media website.

## ADDITIONAL MEDIA POLICIES

**Dressing Room & Talent Corridor** | Per NHL media regulations, media members are prohibited from using cell phones in the dressing room to place a call or take photographs. No still photography of any kind is allowed in the Blackhawks dressing room.

The talent corridor will close two hours prior to puck drop and re-open at the conclusion of the game. Video of any kind in the talent corridor is prohibited beginning four hours prior to puck drop, except during designated media availabilities or unless approved by a member of the Chicago Blackhawks Communications Department (exceptions will be made for the television rightsholders for that game). Photography of any kind—which includes mobile phone/tablet still or video—is strictly prohibited in the talent corridor unless approved by a member of the Chicago Blackhawks Communications Department.

**Television Coverage** | All television stations, with the exception of the broadcast rightsholders for the game in question, are expressly prohibited by the National Hockey League from shooting footage of any Blackhawks game that is being broadcast at the United Center by either the Chicago Blackhawks, the visiting team or network television, including a window 30 minutes before the scheduled puck drop.

**NHL Online Transmission Policy** | Per the National Hockey League, the following conditions shall apply without exception to all media organizations and other entities and individuals that have been granted working media credentials or photo credentials to cover NHL games and are engaged in online activities.

(1) Information concerning NHL games while they are in progress may be transmitted online only for news and editorial purposes and not for any commercial purpose without the express written permission of the NHL.

(2) Online reports concerning NHL games while they are in progress ("Online Game Reports") may not consist of play-by-play accounts or descriptions of games. Online Game Reports shall be limited to reasonable periodic updates. The NHL will not object to Online Game Reports that are limited in frequency and detail (i.e. no more than three detailed status reports during each period) so as not to undercut authorized play-by-play accounts of games.

(3) Online Game Reports shall not use any audio, video or graphic simulations of game action. A reasonable number of photographs may be posted online for news and editorial purposes together with Online Game Reports. The NHL will not object to the posting of up to an aggregate total of 12 photographs of game action on a media website while a game is in progress.

(4) Any photograph of NHL game action posted on a media website or otherwise transmitted online may be used only for news and editorial coverage of the game and not for any commercial, advertising or promotional purpose.

(5) Motion pictures or video of NHL games may not be posted or transmitted online without the express written permission of the NHL. The NHL's policy is to discuss limited online uses of motion pictures or video on a case-by-case basis.

(6) Any and all copyrights, proprietary interests and other incidents of ownership in and to NHL games and accounts and descriptions of NHL games shall remain vested in the NHL, NHL Enterprises, L.P., or designated assignees or licensees.

**Autographs/Personal Cameras** | In accordance with NHL rules, autographs of any kind and personal cameras, including camera phones, are strictly prohibited at all times.

LEADERSHIP
PLAYERS
2019-20
OPPONENTS
TRADITION
RECORDS
PLAYOFFS
HISTORY
MINORS
MEDIA



# MEDIA RELATIONS STAFF

LEADERSHIP

PLAYERS

2019-20

OPPONENTS

TRADITION

RECORDS

PLAYOFFS

HISTORY

MINORS

MEDIA



## ADAM ROGOWIN

VICE PRESIDENT, COMMUNICATIONS

Adam Rogowin is in his 13th season with the Chicago Blackhawks and his fourth as Vice President of Communications.

In his current role, Rogowin oversees all communications efforts as the organization's primary contact for media inquiries, including interview requests for front office staff, coaches and players; the dissemination of team information via press releases and game notes; and media credentialing for games, press conferences and special events. He is also the point person for television and radio broadcasts on flagship stations NBC Sports Chicago and WGN Radio, as well as all

Blackhawks national telecasts on NBC in the United States and Sportsnet in Canada.

Rogowin previously served as Senior Director of Public Relations, with a focus on promoting team announcements for all off-ice activities. He was a member of the Blackhawks media relations department that received the 2010-11 Dick Dillman Award, given annually to the team judged by the members of the Professional Hockey Writers Association (PHWA) to be the best in media relations.

Prior to joining the Blackhawks, Rogowin spent four seasons with the Chicago Wolves. From 2006-08, he served as the team's Director of Media Relations, which includes the 2008 Calder Cup championship season.

The Morton Grove, Ill., native played hockey at Connecticut College, where he notched 19 assists and 28 points in 55 career games before graduating with a double major in English and sociology. In July 2016, Rogowin was named to Chicago's Jewish 36-under-36 list, an annual distinction presented by the Jewish United Fund (JUF). He is a host committee member for the Green Tie Ball, Chicago Gateway Green's signature fundraising gala.

He and his wife, Jen, have two sons, Cameron and Gavin, and a daughter, Ellorie.



## JOHN STEINMILLER

SENIOR DIRECTOR, MEDIA RELATIONS

John Steinmiller is in his sixth season with the Blackhawks and his second as Senior Director, Media Relations.

Prior to joining the Blackhawks as Media Relations Manager during the 2015-16 Blackhawks season, Steinmiller spent two seasons as Basketball Communications Manager with the Phoenix Mercury of the Women's National Basketball Association, which included their run to a WNBA Championship in 2014. Prior to that, he worked 10 seasons with the Milwaukee Brewers, where he served as Senior Manager of Media Relations. With the Brewers, he assisted with on- and off-field media relations, club social media efforts and various community and marketing activities.

A graduate of Marquette University with a Bachelor of Arts degree in journalism and a minor in political science, Steinmiller also spent time working in the sports information department at Marquette University and the Milwaukee Bucks public relations department.

The Milwaukee native resides in Chicago with his wife, Kate, and their daughter, Nola James.



## LYNDSEY STROOPE

PUBLIC RELATIONS MANAGER

Lyndsey Stroope is in her fourth season with the Chicago Blackhawks as the team's Public Relations Manager.

Stroope joined the team in June 2017 after five years with public relations agency Zeno Group. In that role, she focused on corporate communications initiatives, including business media relations, community impact storytelling and executive visibility. Prior to that, Stroope spent time working in the promotions and marketing events department at Shedd Aquarium.

The Mokena, Ill., native graduated from the University of Missouri with degrees in journalism-strategic communication and psychology. She currently resides in Chicago with her husband, Kevin.




## MIKE HORAN

MEDIA RELATIONS MANAGER

Mike Horan is in his fourth season with the Chicago Blackhawks as the team's Media Relations Manager.

Horan joined the Blackhawks in February 2018 after eight seasons with the Detroit Pistons. He most recently served as Detroit's Public Relations Manager from 2016-18. In that role, he assisted with on- and off-court public relations efforts including community relations and corporate partnerships initiatives.

The Shelby Township, MI, native graduated from Oakland University with a degree in journalism. He currently resides in Oak Park with his wife, Liz.



## WILL CHUKERMAN

MEDIA RELATIONS COORDINATOR

Will Chukerman is in his sixth season with the Chicago Blackhawks and his third as Media Relations Coordinator.

Chukerman joined the Blackhawks after graduating from Indiana University with a degree in sport communication-broadcast.

Prior to joining the Blackhawks, Chukerman interned with Comcast SportsNet Chicago, WGN Radio AM-720 and 670 The Score. While at Indiana, he provided play-by-play and color commentary for the men's basketball and football teams, and was the voice of the women's softball team.

LEADERSHIP

PLAYERS

2019-20

OPPONENTS

TRADITION

RECORDS

PLAYOFFS


HISTORY

MINORS

MEDIA

# BLACKHAWKS BROADCASTERS

LEADERSHIP
PLAYERS
2019-20
OPPONENTS
TRADITION
RECORDS
PLAYOFFS
HISTORY
MINORS
MEDIA



## PAT FOLEY

TELEVISION PLAY-BY-PLAY ANNOUNCER

Television Play-by-Play Announcer Pat Foley is in his 38th season with the Chicago Blackhawks.

Foley called Blackhawks games from 1980 to 2006 before returning to the Blackhawks booth for the 2008-09 season. Foley partners with U.S. Hockey Hall of Famer Eddie Olczyk to broadcast all Blackhawks games on NBC Sports Chicago. The organization honored Foley for his 30th season as the team's play-by-play voice in a pregame ceremony on April 19, 2013, at the United Center.

Foley was born and raised in the northern suburbs, where he attended Loyola Academy in Wilmette, Ill., and received a degree in telecommunications from Michigan State University. Foley called baseball and hockey games at MSU before making his professional debut with the International Hockey League's Grand Rapids Owls in 1977.

In 1991, Foley received an Emmy for "Outstanding Achievement-Sports Program Live Series," followed by a 2009 Emmy for "Outstanding Achievement for Individual Excellence On Camera: Programming" and an Emmy for "Outstanding Achievement for Sports Programs - Sporting Event/Game - Live/Unedited Program/Special" in 2012, 2014 and 2015. Additionally, Foley was nominated for an Emmy for "Outstanding Crafts Achievement for On-Camera Talent - Sports Anchor/Reporter/Play-by-Play" in 2016.

He was inducted into the Chicagoland Sports Hall of Fame in 2002, joining local legends such as Lloyd Pettit, Jack Brickhouse and Harry Caray. Foley was part of his first professional league championship after broadcasting Wolves games during their run to the 2008 Calder Cup. In 2014, he was selected as the Hockey Hall of Fame Foster Hewitt Memorial Award winner for outstanding contributions as a hockey broadcaster.



## EDDIE OLCZYK

TELEVISION COLOR ANALYST

Eddie Olczyk is in his 15th season as the Television Color Analyst for Blackhawks hockey on NBC Sports Chicago.

Olczyk, a 16-year NHL veteran, scored 342 goals and recorded 794 points in 1,031 games with Chicago, Pittsburgh, Toronto, Winnipeg, the New York Rangers and Los Angeles, winning a Stanley Cup with the Rangers in 1994. The third-overall choice in the 1984 NHL Entry Draft, he was also a member of the 1984 U.S. Olympic team and represented the U.S. in numerous international competitions.

Olczyk began his NHL career as an 18-year-old with his hometown Chicago Blackhawks in 1984-85. He played three seasons, recording 180 points (65G, 115A) in 228 games. He then spent three and a half seasons with the Toronto Maple Leafs (1987-91), scoring a career-high 42 goals during the 1987-88 campaign and recording a career-high 90 points during the 1988-89 season.

Olczyk was traded to Winnipeg and played two and a half seasons with the Jets from 1990 to 1992, recording 142 points (66G, 76A) in 150 games. He played for the Rangers (1992-95) before heading back to Winnipeg, scoring 27 goals with the Jets in their last season in Winnipeg (1995-96). He began the 1996-97 season with Los Angeles before being traded to the Penguins late in the season. Olczyk played parts of two seasons with Pittsburgh before returning to Chicago and finishing his NHL career with the Blackhawks. He retired from the league in 2000.

Following his playing career, Olczyk embarked on a career as a broadcaster, working on Pittsburgh Penguins television broadcasts for Fox SportsNet Pittsburgh (2000-03) and calling games for ESPN, ESPN2 and NHL Radio.

Olczyk was named Head Coach of the Penguins on June 11, 2003, and posted a 31-68-14 record while behind the Penguins bench (2003-05). Olczyk returned to broadcasting during the 2005-06 NHL season and has served as lead analyst at NBC since 2007.

In February 2016, it was announced that Olczyk would be the recipient of the Ring Lardner Award, which was founded in 2002 by the Chicago Athletic Association and honors broadcasters and writers who "exemplify the wit and warmth of Ring Lardner's writing." On July 11, 2012, Olczyk became the 16th Blackhawk elected into the United States Hockey Hall of Fame, and he was officially inducted on Oct. 15, 2012, in a ceremony in Dallas. The Blackhawks honored Olczyk for his induction in a pregame ceremony on Feb. 22, 2013, at the United Center.

In 2009, Olczyk received an Emmy for "Outstanding Achievement for Individual Excellence On Camera: Programming," followed by a 2012 Emmy for "Outstanding Achievement for Sports Programs - Sporting Event/Game - Live/Unedited Program/Special." Additionally, Olczyk was nominated for an Emmy for "Outstanding Crafts Achievement for On-Camera Talent - Sports Anchor/Reporter/Play-by-Play" in 2016.

Olczyk and his wife, Diana, have four children: sons Eddie, Tommy and Nicholas, and daughter, Alexandra.

# BLACKHAWKS BROADCASTERS



## JOHN WIEDEMAN

RADIO PLAY-BY-PLAY ANNOUNCER

John Wiedeman is in his 15th season as the Radio Play-by-Play voice of Blackhawks hockey on WGN Radio AM-720.

Wiedeman, who has called three Stanley Cup championships with the Blackhawks, received top honors in the Chicago Market "Best Radio Play-By-Play" category at the 2017 Illinois Broadcasters Association (IBA) Silver Dome Awards with broadcast partners Troy Murray and Judd Sirott; they also won the category in 2011, 2014 and 2015. He and Murray also received top honors in the "Best Sports Story" category at the 2012 IBA Silver Dome Awards. Wiedeman was selected as the 2014 National

Sportscasters and Sportswriters Association's Illinois Sportscaster of the Year.

Prior to joining the Blackhawks organization, Wiedeman worked as the radio and substitute TV play-by-play voice of the New York Islanders from 2001 to 2006, the Philadelphia Flyers during the 1996-97 season and substitute broadcasts for the Tampa Bay Lightning from 1997-98 and Columbus Blue Jackets from 2001-02.

Before working in the NHL, Wiedeman, a graduate of the University of Kansas, served as the Radio and TV Play-by-Play Broadcaster and Director of Media Relations for the Cincinnati Cyclones of the International Hockey League from 1997 to 2001. He handled similar duties in the American Hockey League with the Worcester IceCats from 1994 to 1996 and the Muskegon Fury of the Colonial Hockey League from 1992 to 1994.

An avid hockey player, Wiedeman and his wife, Kelly, have two children: daughter Reilly and son Sean Patrick.



## TROY MURRAY

RADIO COLOR ANALYST

Troy Murray is in his 21st year as a member of the Blackhawks broadcast team and his 13th year as the Color Analyst for the team's radio broadcasts.

Murray was originally selected by the Blackhawks in the third round (51st overall) of the 1980 NHL Draft. He played parts of 12 seasons with the Blackhawks (1981-91, 1992-94), compiling 197 goals and 291 assists in 688 games.

Murray posted his best year in the NHL with Chicago during the 1985-86 campaign, becoming the first Blackhawk to win the Frank J. Selke Award as the NHL's top defensive forward that year. That season, he notched career highs in goals (45), assists (54) and points (99).

A five-time 20-goal scorer and veteran of 15 NHL seasons, Murray appeared in 915 career NHL games, scoring 584 points (230G, 354A) and drawing 875 penalty minutes while playing for Chicago, Winnipeg, Ottawa, Pittsburgh and Colorado. He also appeared in 113 playoff games, recording 43 points (17G, 26A) and 145 penalty minutes. Murray was a member of Colorado's Stanley Cup championship team in 1996.

In 2017 Murray and broadcast partners John Wiedeman and Judd Sirott received top honors in the Chicago Market "Best Radio Play-By-Play" category at the Illinois Broadcasters Association (IBA) Silver Dome Awards, which they also won in 2011, 2014 and 2015. He and Wiedeman also received top honors in the "Best Sports Story" category at the 2012 IBA Silver Dome Awards.

A pillar in the community, Murray, his wife, Konnie, and three children, Blake, Julia and Phoebe, maintain a residence in Chicago. While serving as the Studio Analyst for Blackhawks television broadcasts (1999-2004), Murray also worked as a trader at the Chicago Mercantile Exchange.

LEADERSHIP

PLAYERS

2019-20

OPPONENTS

TRADITION

RECORDS

PLAYOFFS

HISTORY

MINORS

MEDIA





## CHRIS BODEN

RADIO STUDIO HOST

Chris Boden is in his fourth season as the Radio Studio Host on the Blackhawks' radio home, WGN Radio AM-720, and handles pre- and postgame duties on WGN Radio for all Blackhawks games in addition to hosting intermission reports. Boden is a veteran of the Chicago sports scene, having spent 35 years covering Chicago sports on radio and television. He won an Emmy as part of his Blackhawks Stanley Cup parade coverage.

Prior to joining the Blackhawks, Boden spent ten years at CSN Chicago including time as Blackhawks pre- and postgame host and in-game reporting between 2009-2017. He also served as a studio host for Chicago Bears programming with CSN Chicago.

Boden worked at WBBM-AM from 1990-98 and during that time served as host for Blackhawks pre- and postgame radio coverage in addition to serving as sports director beginning in 1994. He joined WBBM-TV in 1996 as a sports anchor/reporter and spent seven years in that role. Boden has also worked at ESPN Radio Chicago, FSN Chicago, NFL Network and Fox Chicago.

Raised in the southwest Chicago suburb of Burbank, Boden is a graduate of Luther South High School where he ran cross country, played football and was a part of the school's 1980 Class A state basketball championship team. He graduated from Columbia College in Chicago.

LEADERSHIP

PLAYERS

2019-20

OPPONENTS

TRADITION

RECORDS

PLAYOFFS

HISTORY

MINORS

MEDIA

## PRINT MEDIA



**JOHN DIETZ**  
THE DAILY HERALD



**PHIL THOMPSON**  
CHICAGO TRIBUNE



**TRACEY MYERS**  
NHL.com



**MARK LAZERUS**  
THE ATHLETIC



**SCOTT POWERS**  
THE ATHLETIC



**CHARLIE ROUMELIOTIS**  
NBCSportsChicago.com



**BEN POPE**  
CHICAGO SUN-TIMES

## BROADCAST MEDIA



**MITCH KERZNER**  
PRODUCER  
NBC SPORTS CHICAGO



**MARK HARPER**  
TECHNICAL MANAGER  
NBC SPORTS CHICAGO



**DAVE ROSS**  
ASSOCIATE PRODUCER  
NBC SPORTS CHICAGO



**DAVE TURNER**  
DIRECTOR  
NBC SPORTS CHICAGO

## TUDN UNIVISION SPORTSRADIO WRTO AM 1200



**HECTOR LOZANO**  
COMMENTATOR



**JORGE MORENO**  
COMMENTATOR

# UNITED CENTER

LEADERSHIP

PLAYERS

2019-20

OPPONENTS

TRADITION

RECORDS

PLAYOFFS

HISTORY

MINORS

MEDIA



It was the dawn of the next Ice Age. After 65 years in the historic Chicago Stadium, the Blackhawks moved across Madison Street for the 1994-95 season and into their new home – the United Center. Featuring state-of-the-art technology, top local food and beverage options and more, the United Center offers the ultimate experience for Blackhawks fans.

Some of the amenities enhancing the fan experience include: a brand new, state-of-the-art scoreboard and custom sound system, on-ice projection, 360-degree LED boards on all three levels, HD video replay scoreboard, brand new seats and LED sports lighting. Visiting fans can also enjoy a few of Chicago's best food and beverage options including Big Star, Lillie's Q, Lottie's Pub and more! The new options join longtime fan favorite food and beverage offerings and highlight a few of the city's most loved and exclusive menu items. The United Center also provides the best in fan convenience and accessibility with eight escalators, extra-wide concourses for better mobility, ATMs on all public levels and unobstructed seating throughout the arena.

The arena accommodates 19,717 for hockey, 20,917 for basketball and up to 20,917 for concerts and other special events and has welcomed over 55 million fans since its open in 1994.

## WHILE AT THE UNITED CENTER

Make sure to check out the new Atrium at the United Center. Open to the public daily at 10 AM, the Atrium offers options for visiting fans to celebrate the home teams before and after games as well as on non-gamedays!

**MADHOUSE TEAM STORE** | This 10,000 square-foot retail space is co-branded with both Blackhawks and Bulls gear, as well as an exclusive new line of Madhouse apparel! Equipped with interactive technology, guests can snap a photo in the photobooth, make play-by-play calls from some of the most famous moments in both teams' history and even design their own jersey or hat!

**MAD WEST** | HUNGRY? TIRED? THIRSTY? Mad West has your back. The Mad West menu offers Dark Matter Coffee selections, beer and unique food options curated to reflect street food culture. Inspired by elements of Chicago's Near West Side, Mad West is designed with exposed brick and street art creating a casual, creative vibe for fans and visitors alike.

**QUEENIE'S SUPPER CLUB** | Make a stop at Queenie's Supper Club & Cocktails! Come along as we reminisce on our roots and our champion history and get a taste of what's to come as we welcome a new generation of traditions and flavors. Visit [QueeniesSupperClub.com](http://QueeniesSupperClub.com) for more information.

**BOX OFFICE** | Looking for an upgrade or want to check out what's coming to the United Center? Stop in the brand new concierge-style box office!

## DIRECTIONS | 1901 W. MADISON ST.

**COMING FROM THE NORTH:** Take 90 East to the Madison Street exit, and make a right onto Madison Street. The building will then be on the left.

**COMING FROM THE SOUTH:** Take 55 North to the Damen/Ashland exit and make a left, going northbound for approximately 7 minutes. The building will then be on the right.

**COMING FROM THE EAST:** Take Madison Street west from the city.

**COMING FROM THE WEST:** Take 290 East to the Damen Avenue exit. Take Damen Avenue northbound to Madison Street. Make a right onto Madison, and the building will be on your right.

# FIFTH THIRD ARENA



Fifth Third Arena, Chicago Blackhawks Community Rink, is not only the practice home for the team, but also a critical community space that serves as a hub for youth hockey development programs, recreational leagues, high school teams, programming and public skate. The majority of the privately-funded, \$65 million facility's use is dedicated to the community – from ice time, use of equipment, instruction and nutritional support to after-school programming with local organizations – providing more than \$3 million of community benefits over its first five years of operation.

The new 125,000 square-foot, state-of-the-art facility houses two regulation-sized NHL rinks, 22 team and public locker rooms, medical and rehab facilities, a public fitness training center and a media center. Additional amenities include food & beverage options (a full-service bar, concession stand, coffee & juice bar, and healthy vending options), a rooftop deck and additional space for public functions like the Great Hall and two multi-purpose rooms. The building also includes several classrooms that host Chicago Blackhawks Foundation programs for Chicago Public School students and nonprofit organizations on the importance of health, wellness, nutrition, physical fitness and STEM education.

For more information, please visit [fifththirdicearena.com](http://fifththirdicearena.com).

## DIRECTIONS | 1801 W. JACKSON BLVD.

**COMING FROM THE NORTH:** Take 90 East to 290 West, then exit at Damen Avenue. Take Damen Avenue northbound to the first cross-street, Jackson Blvd. Make a right onto Jackson, and the building will be on your right.

**COMING FROM THE SOUTH:** Take 55 North to the Damen Avenue exit and make a left, going northbound for approximately three miles. Turn right onto Jackson Blvd., and the building will be on your right.

**COMING FROM THE EAST:** Take 290 West to the Damen Avenue exit. Take Damen Avenue northbound to Jackson Blvd. Make a right onto Jackson, and the building will be on your right.

**COMING FROM THE WEST:** Take 290 East to the Damen Avenue exit. Take Damen Avenue northbound to Jackson Blvd. Make a right onto Jackson, and the building will be on your right.

LEADERSHIP

PLAYERS

2019-20

OPPONENTS

TRADITION

RECORDS

PLAYOFFS


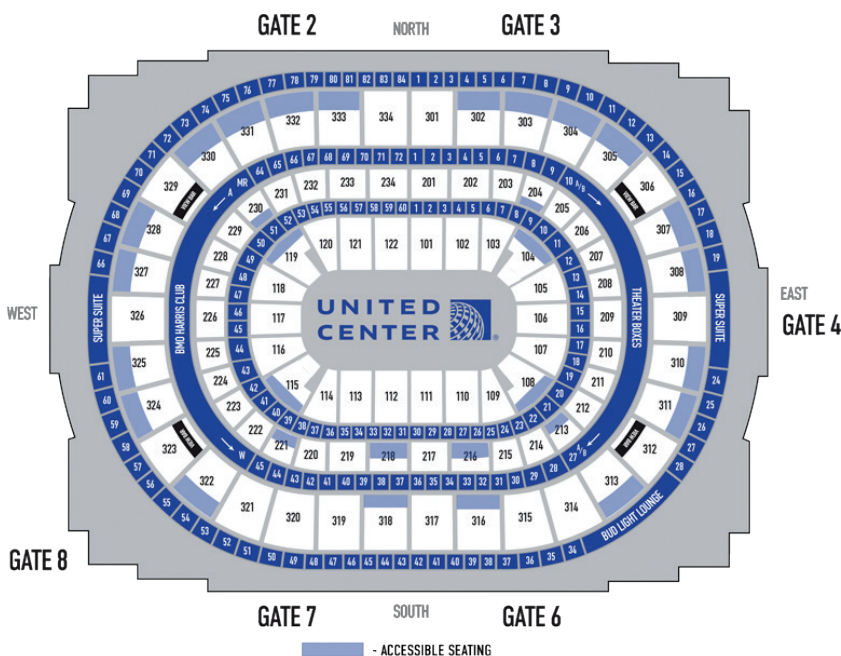
HISTORY

MINORS

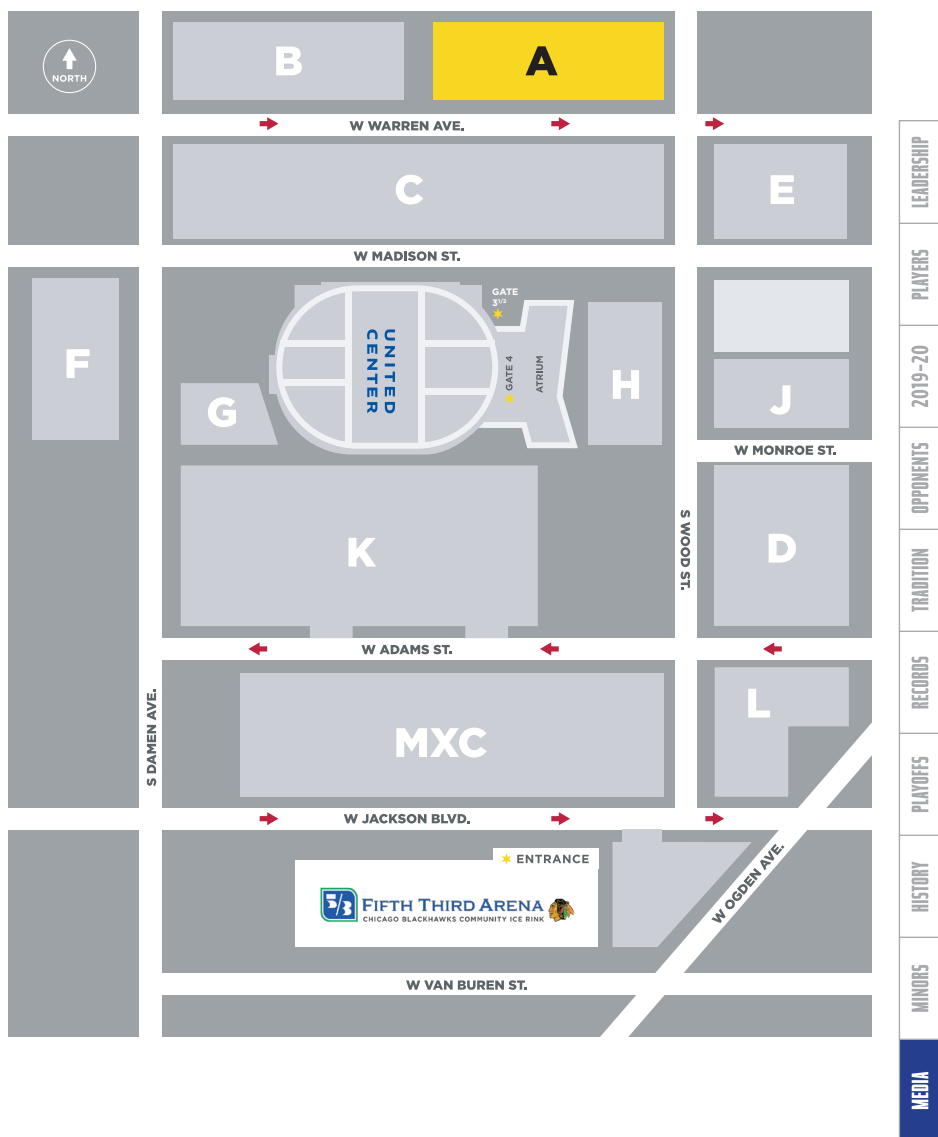
MEDIA

# UNITED CENTER CAMPUS MAPS

LEADERSHIP
PLAYERS
2019-20
OPPONENTS
TRADITION
RECORDS
PLAYOFFS
HISTORY
MINORS
MEDIA



# UNITED CENTER CAMPUS MAPS





# BLACKHAWKS IN THE COMMUNITY

LEADERSHIP
PLAYERS
2019-20
OPPONENTS
TRADITION
RECORDS
PLAYOFFS
HISTORY
MINORS
MEDIA



## CHICAGO BLACKHAWKS FOUNDATION

WE ARE ONE COMMUNITY, TOGETHER.

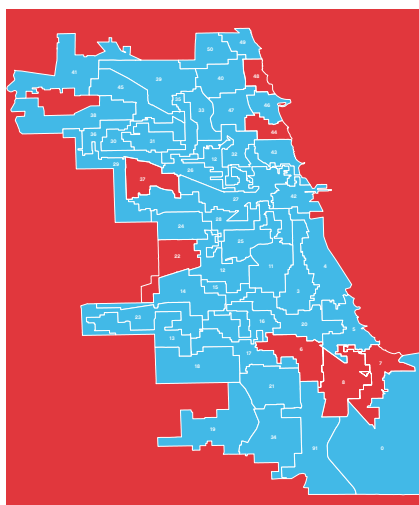
What the Chicago Blackhawks do off the ice is as important as anything we do on it. We have a duty to drive impact and purpose in the Chicago community, lifting those who need it most and strengthening our most significant legacy: the connection between the Blackhawks and our city.

**OUR MISSION:** As the Chicago Blackhawks' official charitable arm, the Chicago Blackhawks Foundation (CBF) works to create a healthier, smarter, more secure world for children and families across Chicagoland. By providing access to programming and resources that make a positive impact, the organization strives to invest in Chicago's youth, support local families in need and honor the sacrifices of others in addition to growing the great game of hockey.



CHICAGO BLACKHAWKS  
**FOUNDATION**

CBF continues to make a difference across the city through youth programs, community events, grants and investments, and in-kind donations. As noted in this map, CBF has served more than 80% of Chicago's Wards through community efforts since its re-launch in 2017 (previously operated as Chicago Blackhawks Charities)



For more information on specific programs and initiatives, please visit [Blackhawks.com/Community](https://Blackhawks.com/Community).

**COVID-19 RESPONSE:** CBF's mission has never been more relevant to both the urgent and long-term needs of our community. While we remain steadfast in our ongoing commitments, we have also been focused on COVID-19 relief & recovery efforts and other neighborhood rebuilding initiatives in this unique and challenging year.

# BLACKHAWKS IN THE COMMUNITY



**Emergency Funding** – CBF launched an immediate donation-matching initiative benefitting the Chicago Community COVID-19 Response Fund. Through fan, staff, player and sponsor donations, CBF raised \$100,000, matching that for a total donation of \$200,000 to the fund. In addition, Blackhawks Captain Jonathan Toews also donated an additional \$100,000 through the Jonathan Toews Foundation.

**Logistics Hub** – A partnership between the Blackhawks, Bulls and arena staff, the United Center transformed into a logistics hub to assist with food storage for the Greater Chicago Food Depository, first responder staging, the collection of PPE/medical supplies and more.

**‘One Community’ Outreach & Digital Resources** – From saluting those on the front lines to providing free and fun at-home learning resources for kids, health & wellness tips and more, the ‘One Community’ hub embraced local community heroes and brought entertainment and resources to our fans and neighbors.

**Virtual & Distanced Programming** – CBF transitioned multiple Summer and Fall 2020 programs to fit the everchanging needs of our community. Our Virtual Summer Camp offered youth the opportunity to remotely participate in Healthy Hawks nutrition sessions along with supplemental activities focused on physical fitness. The Blackhawks Reading program now provides classrooms with a Teacher Toolkit tailored to remote learning, including digital and printable resources such as a certificate to reward students, reading log template, a Blackhawks bookmark and reading bingo.

Additionally, CBF held socially-distanced programs at Fifth Third Arena, including Skate and Study, which offers students who are attending school remotely or on a hybrid schedule a place to study outside the home with free access to laptops and internet, as well as Family Skate for families looking for a safe and fun physical activity together.

LEADERSHIP

PLAYERS

2019-20

OPPONENTS

TRADITION

RECORDS

PLAYOFFS

HISTORY

MINORS

MEDIA



# NHL KEY DATES

## DECEMBER

Dec. 31, 2020 - Training camps open for seven Clubs that did not participate in the resumption of play for the 2019-20 season (Anaheim, Buffalo, Detroit, Los Angeles, New Jersey, Ottawa, San Jose)

## JANUARY

Jan. 3, 2021 - Training camps open for the remaining 24 teams

Jan. 13 - 2020-21 regular season begins

## APRIL

April 12 - Trade deadline (3 p.m. ET)

## MAY

May 8 - Last day of regular season

\*May 11 - Stanley Cup Playoffs begin

## JULY

\*July 9 - Last possible day of Stanley Cup Final

July 17 - Deadline for Protection Lists for Expansion Draft (5 p.m. ET)

July 21 - Expansion Draft for Seattle Kraken (8 p.m. ET)

July 23 - Round 1 of NHL Draft

July 24 - Rounds 2-7 of NHL Draft

July 28 - Restricted Free Agent/Unrestricted Free Agent signing period begins (12 p.m. ET)

\*subject to adjustment

LEADERSHIP

PLAYERS

2019-20

OPPONENTS

TRADITION

RECORDS

PLAYOFFS

HISTORY

MINORS

MEDIA

## REFEREES

NAME
Anderson, Reid*
Blandina, Brandon*
Brenk, Jake
Charron, Francis
Chmielewski, Tom
Dunning, Mitch*
Dwyer, Gord
Furlatt, Eric
Halkidis, Beaudry*
Hanson, Trevor
Hebert, Ghislain
Hebert, Jean
Joannette, Marc
Kelly, Dan*
Kozari, Steve
Lambert, Pierre
L'Ecuyer, Frederick
Lee, Chris
Luxmore, Thomas John
MacDougall, Peter
Markovic, Michael*
McCauley, Wes
McIsaac, Jon
Meier, Brad
Morton, Dean
Nicholson, Kendrick
O'Donnell, Conor*
O'Rourke, Dan
Peel, Tim
Pochmara, Brian
Pollock, Kevin
Rank, Garrett
Rehman, Kyle
Rooney, Chris
Schlenker, Chris
Schrader, Brandon*
Skilliter, Graham
South, Furman*
St-Laurent, Francois
St. Pierre, Justin
Sutherland, Kelly
Syvret, Corey*
Walsh, Ian
Marquis, Jesse*

\* minor league official

NAME	SWEATER NO.
Alphonso, Shandor	49
Amell, Derek	39
Baker, Tyson*	26
Barton, Steve	6
Berg, Devin	18
Brisebois, David	43
Cherrey, Scott	19
Cormier, Michel	27
Daisy, Ryan	48
Devorski, Greg	14
Flemington, Kyle*	22
Fournier, Julien*	15
Galloway, Ryan	25
Gawryletz, Brandon	45
Gawryletz, Travis	40
Gibbons, Ryan	37
Knorr, Trent	17
Kovachik, Brad	28
Mach, Brian	21
MacPherson, Matt	38
Marquis, Jesse*	47
Miller, Steve	4
Mills, Bevan	2
Murchison, Kiel	34
Murray, Jonny	36
Nagy, Kory	30
Nansen, Derek	41
Pancich, Bryan	9
Racicot, Pierre	20
Rody, Vaughan	16
Sericolo, Anthony	33
Shewchuk, Mark	7
Smith, Andrew	10
Suchanek, Libor	5
Tobias, James	3
Toomey, Travis*	46
	24
	44
	8
	12
	11
	42
	29
	86

## LINESMEN

NAME	SWEATER NO.
	52
	75
	88
	59
	87
	96
	50
	76
	81
	54
	55
	56
	82
	64
	67
	58
	63
	71
	78
	83
	86
	89
	53
	79
	95
	97
	70
	94
	65
	73
	84
	92
	51
	60
	61
	90

LEADERSHIP
PLAYERS
2019-20
OPPONENTS
TRADITION
RECORDS
PLAYOFFS
HISTORY
MINORS
MEDIA

UNITED



# Air. Hockey.

*Official Airline of the Chicago Blackhawks.*

fly the friendly skies®