



2 0 1 4 - 2 0 1 5

CHICAGO BLACKHAWKS

M E D I A G U I D E

PRESENTED BY

 CME Group




CREDITS

Editors..... Meghan Bower, Brandon Faber, Emerald Gao, Adam Kempenaar, Adam Rogowin and John Sandberg
 Creative Directors (Design, Layout and Production)..... Emerald Gao and John Sandberg
 Cover Design/Layout and Design Assistance..... Sean Grady
 Editorial Assistance..... Kelly Keogh
 Photography..... Bill Smith, Rudi Ayasse, Chase Agnello-Dean and Getty Images
 Printing..... Coordinated by Mike Dillon at The Graphic Arts Studio, Inc.

© 2014 Chicago Blackhawks

The information contained in this publication was compiled by the Chicago Blackhawks and is provided as a courtesy to our media and fans and may be used only for personal and editorial purposes. Any commercial use of this information without the prior written consent of the Chicago Blackhawks is prohibited.

TABLE OF CONTENTS



Credits	1
Table of Contents	2-3
Staff Directory	4-5

LEADERSHIP

W. Rockwell Wirtz	8
John F. McDonough	9
Jay Blunk	10
Stan Bowman	11
Al Madsaia	12
Chris Werner	12
Norm Maciver	13
Jim Bare	14
Scotty Bowman	14
Brandon Faber	15
Pete Hassen	15
Mark Kelley	16
Adam Kempenaar	16
Tony Ommen	16
Adam Rogovin	17
Dan Rozenblatt	17
T.J. Skattum	20
Marie Sutura	18
Steve Waigant	18
Ron Anderson	18
Sara Bailey	19
Mark Bernard	19
Annie Camins	20
Laura Dawson	20
Pierre Gauthier	20
Mats Hallin	20
Julie Lovins	21
Barry Smith	21
Ryan Stewart	21
Hockey Operations	22-23
Business Operations	24-26
Joel Quenneville	27
Kevin Dineen	28
Mike Kitchen	28
Jimmy Waite	29
Paul Goodman	29

Matt Meacham	30
Kevin Delaney	30
Andrew Allen	30
Mike Gapski	31
Pawel Prylinski	31
Jeff Thomas	31
Medical Staff	32
Troy Parchman	33
Clinton Reif	33
Jim Heintzelman	33
Jeff Uyeno	33
Ted Dent	34
Mark Osiecki	34
Rockford Support Staff	35

PLAYERS

Bryan Bickell	38-39
Corey Crawford	40-41
Niklas Hjalmarsson	42-43
Marian Hossa	44-47
Patrick Kane	48-51
Duncan Keith	52-55
Marcus Suter	56-57
Nick Leddy	58-59
Jeremy Morin	60-61
Joakim Nordstrom	62-63
Johnny Oduya	64-65
Antti Raanta	66-67
Peter Regier	68-69
Brad Richards	70-73
Michael Rosival	74-75
David Rundblad	76-77
Brandon Saad	78-79
Brent Seabrook	80-83
Patrick Sharp	84-87
Andrew Shaw	88-89
Ben Smith	90-91
Jonathan Toews	92-95
Kris Versteeg	96-97
Game-by-Game Statistics	98-109
Adam Clendening	110

Kyle Cumiskey	111
Klas Dahlbeck	112
Stephen Johns	113
Teuvo Teravainen	114
In the System	115-124
Prospects	125-133
2014 Draft Selections	134-135
All-Time Draft Selections	136-141
2014-15 Player Index	142-145
How the Hawks Were Built	146

2013-14 SEASON REVIEW

Schedule and Results	148-149
Final Team Scoring	150
Home/Road Scoring	151
Game-by-Game Summaries	152-165
Regular-Season Notes	166
Statistical Breakdown	167
Injury Report	168
Team Transactions	168-169
Team Highs and Lows	170-171
Individual Highs	172
Individual Milestones	173
The Last Time	174

OPPONENTS

Anaheim Ducks	176-177
Arizona Coyotes	178-179
Boston Bruins	180-181
Buffalo Sabres	182-183
Calgary Flames	184-185
Carolina Hurricanes	186-187
Colorado Avalanche	188-189
Columbus Blue Jackets	190-191
Dallas Stars	192-193
Detroit Red Wings	194-195
Edmonton Oilers	196-197
Florida Panthers	198-199
Los Angeles Kings	200-201
Minnesota Wild	202-203

Montreal Canadiens	204-205
Nashville Predators	206-207
New Jersey Devils	208-209
New York Islanders	210-211
New York Rangers	212-213
Ottawa Senators	214-215
Philadelphia Flyers	216-217
Pittsburgh Penguins	218-219
San Jose Sharks	220-221
St. Louis Blues	222-223
Tampa Bay Lightning	224-225
Toronto Maple Leafs	226-227
Vancouver Canucks	228-229
Washington Capitals	230-231
Winnipeg Jets	232-233

TRADITION

Stan Mikita	236
Bobby Hull	237
Glenn Hall	238
Tony Esposito	239
Denis Savard	240
Pierre Pilote	241
Keith Magnuson	242
Through the Years	243
Trophy Winners	244-251
1934 Stanley Cup Champions	252
1938 Stanley Cup Champions	253
1961 Stanley Cup Champions	254
2010 Stanley Cup Champions	255
2013 Stanley Cup Champions	256
Hockey Hall of Fame Inductees	257
U.S. Hockey Hall of Fame Inductees	258
NHL All-Star Teams	259
All-Star Games in Chicago	260
Chicago Stadium	261

RECORDS

Franchise Leaders	264-267
Scoring Leaders	268-269

TABLE OF CONTENTS

Single-Season Leaders.....	270-271
All-Time Hat Trick Leaders.....	272
All-Time Hat Tricks.....	273-275
Shutouts For and Against.....	276
Shutouts and Scoreless Ties.....	277
All-Time Shutouts.....	278-281
Penalty Shots For and Against.....	282-283
All-Time Shootouts.....	284-287
Double-Figure Goal Games.....	287
Individual Records.....	288-292
Team Records.....	293-298
Season Openers.....	299

PLAYOFFS

Western Conf. First Round.....	302-303
Western Conf. Second Round.....	304-305
Western Conference Final.....	306-307
Schedule and Results/Player Stats.....	308
Statistical Breakdown.....	309
League Playoff Stats.....	310
Stanley Cup Playoffs Notes.....	311
Stanley Cup Playoffs Record.....	312
Results vs. Opponent.....	313-315
Year-by-Year Results.....	316-321
Career Playoff Leaders.....	322-323
Overtime Goals.....	324
Goaltenders Year-by-Year.....	325-326
All-Time Goaltender Statistics.....	327
Shutouts and Penalty Shots.....	328
Playoff Summary and Stats.....	329
Individual Records.....	330-331
Team Records.....	332-335
Coaching Ledger.....	336
Playoff Moments.....	337-339

HISTORY

Season-by-Season Record.....	342-343
All-Time Home and Road.....	344-345
Coaching Ledger.....	346

Record vs. Defunct Clubs.....	347
Dates to Remember.....	348-358
1926-27 Chicago Blackhawks.....	359
1927-28.....	360
1928-29.....	361
1929-30.....	362
1930-31.....	363
1931-32.....	364
1932-33.....	365
1933-34.....	366
1934-35.....	367
1935-36.....	368
1936-37.....	369
1937-38.....	370
1938-39.....	371
1939-40.....	372
1940-41.....	373
1941-42.....	374
1942-43.....	375
1943-44.....	376
1944-45.....	377
1945-46.....	378
1946-47.....	379
1947-48.....	380
1948-49.....	381
1949-50.....	382
1950-51.....	383
1951-52.....	384
1952-53.....	385
1953-54.....	386
1954-55.....	387
1955-56.....	388
1956-57.....	389
1957-58.....	390
1958-59.....	391
1959-60.....	392
1960-61.....	393
1961-62.....	394
1962-63.....	395

1963-64.....	396
1964-65.....	397
1965-66.....	398
1966-67.....	399
1967-68.....	400
1968-69.....	401
1969-70.....	402
1970-71.....	403
1971-72.....	404
1972-73.....	405
1973-74.....	406
1974-75.....	407
1975-76.....	408
1976-77.....	409
1977-78.....	410
1978-79.....	411
1979-80.....	412
1980-81.....	413
1981-82.....	414
1982-83.....	415
1983-84.....	416
1984-85.....	417
1985-86.....	418
1986-87.....	419
1987-88.....	420
1988-89.....	421
1989-90.....	422
1990-91.....	423
1991-92.....	424
1992-93.....	425
1993-94.....	426
1994-95.....	427
1995-96.....	428
1996-97.....	429
1997-98.....	430
1998-99.....	431
1999-2000.....	432
2000-01.....	433
2001-02.....	434

2002-03.....	435
2003-04.....	436
2005-06.....	437
2006-07.....	438
2007-08.....	439
2008-09.....	440
2009-10.....	441
2010-11.....	442
2011-12.....	443
All-Time Roster.....	444-457
All-Time Goalie Register.....	458-459

MINORS

Rockford Directory.....	462
2013-14 Regular-Season Stats.....	463
2014-15 Schedule.....	464
Toledo Directory.....	465
2014-15 Schedule.....	466

NHL

2013-14 Standings.....	468
Postseason Awards.....	469
2014-15 Critical Dates.....	470
On-Ice Officials.....	471
NHL Directory.....	472
NHL Club Directory.....	473-475
League Alignment/Playoff Format.....	476

MEDIA INFORMATION

Media Information.....	478-479
Media Relations Staff.....	480-481
Team Broadcasters.....	482-484
Traveling Media.....	485
Blackhawks Convention.....	486
2014 Training Camp.....	487
United Center.....	488
Training Facility.....	489
chicagoblackhawks.com.....	490



STAFF DIRECTORY

OWNERSHIP AND EXECUTIVES

W. Rockwell "Rocky" Wirtz	Chairman
John F. McDonough	President & CEO
Jay Blunk	Executive Vice President
Stan Bowman	Vice President/General Manager
Al Madsaoc	Vice President, Hockey Operations
Chris Wemer	Vice President, Ticketing and Customer Relations
Norm Maciver	Assistant General Manager

HOCKEY OPERATIONS AND SCOUTING

Scotty Bowman	Senior Advisor, Hockey Operations
Mark Kelley	Senior Director, Amateur Scouting
Pierre Gauthier	Director, Player Personnel
Ryan Stewart	Director, Pro Scouting
Barry Smith	Director, Player Development
Mark Bernard	Dir., Hockey Administration/GM, Minor League Affiliations
Ron Anderson	Director, Player Recruitment
Bruce Franklin	Chief Amateur Scout
Tony Ommen	Senior Director, Team Services
Ian Gentile	Manager, Player Development
Kyle Davidson	Coordinator, Hockey Administration
Rick Comley	Player Recruitment
Mike Doneghey	Amateur Scout
Gord Donnelly	Amateur Scout
Rod Facca	Amateur Scout
Darrell May	Amateur Scout
Jim McKellar	Amateur Scout
Peter Nevin	Amateur Scout
Mats Hallin	Director, European Scouting
Niklas Blomgren	Head European Amateur Scout
Karel Pavlik	European Amateur Scout
Markus Korhonen	European Goaltender Scout
Dennis Bonvie	Pro Scout
Derek Booth	Pro Scout
Wade Brookbank	Pro Scout
Alex Brooks	Pro Scout
David Cowan	Pro Scout
Michael Grier	Pro Scout
Don Lever	Pro Scout
Michael Mottau	Pro Scout
Hudson Chodos	Scouting Coordinator
Brian Higgins	Team Security
Andrew Contis	Intern, Hockey Operations

COACHING

Joel Quenneville	Head Coach
Kevin Dineen	Assistant Coach
Mike Kitchen	Assistant Coach
Jimmy Waite	Goaltending Coach
Mats Meacham	Video Coach

Paul Goodman	Strength and Conditioning Coach
Kevin Delaney	Skating and Skills Development
Andrew Allen	Developmental Goaltending Coach
Adrian Aucoin	Development Coach
Mark Eaton	Development Coach
Yanick Perreault	Development Coach
Ted Dent	Head Coach, Rockford (AHL)
Mark Osiecki	Associate Coach, Rockford (AHL)
Adam Gill	Video Coach, Rockford (AHL)

TRAINING AND EQUIPMENT

Mike Gapski	Head Athletic Trainer
Troy Parchman	Equipment Manager
Pawel Prylinski	Massage Therapist
Jeff Thomas	Assistant Athletic Trainer
Clinton Reif	Assistant Equipment Manager
Jim Heintzelman	Equipment Assistant
Jeff Uyeno	Equipment Assistant
D.J. Jones	Head Athletic Trainer, Rockford (AHL)
Shane Lawson	Strength and Conditioning Coach, Rockford (AHL)
Russ Holden	Head Equipment Manager, Rockford (AHL)
Brian Schmidt	Assistant Equipment Manager, Rockford (AHL)

MEDICAL

Michael A. Terry, M.D.	Head Team Physician, Orthopaedics
William Harper, M.D.	Lead Team Internal Medicine Physician
Bradley Merk, M.D.	Team Physician, Orthopaedics
Angelo Costas, M.D.	Team Physician, Internal Medicine
Ari Levy, M.D.	Team Physician, Internal Medicine
George Chiampas, D.O.	Team Physician, Emergency Medicine
Russ Baer, D.D.S.	Team Dentist
Martin Marcus, D.D.S.	Team Dentist
Michael Marcus, D.D.S.	Team Dentist
James F. Gary, L.C.P.C.	Mental Skills Coach
Andrew C. Joy, L.M.H.C.	Mental Skills Coach
University Eye Specialists	Eye Care
Julie Burns, M.S., R.D., C.C.N.	Nutritionist
Brian Allen, D.C.	Chiropractor
Stuart Yoss, D.C.	Chiropractor

COMMUNICATIONS, PUBLIC REL. AND COMMUNITY REL.

Brandon Faber	Senior Dir., Communications and Community Relations
Adam Rogowin	Senior Director, Public Relations
Ashley Hinton	Manager, Community Relations
Chase Agnello-Dean	Manager, Photography
Meghan Bower	Coordinator, Public Relations
Kevin Orris	Coordinator, Media Relations
Lauren O'Brien	Assistant, Community Relations
Kelly Keogh	Intern, Media and Public Relations
Maggie Paoli	Intern, Community Relations

CORPORATE SPONSORSHIPS

Steve Waight	Senior Executive Director, Corporate Sponsorships
Sara Bailey	Director, Corporate Sponsorships
Kelly Smith	Manager, Client Services
Brian Dahm	Coordinator, Client Services and Research Development
Greg Zinsmeister	Senior Account Executive, Corporate Sponsorships
Ryan Gallante	Account Executive, Corporate Sponsorships
Sean Keefe	Account Executive, Corporate Sponsorships
Anthony Stefani	Assistant, Corporate Sponsorships
Brian Szubrych	Intern, Corporate Sponsorships

FINANCE

T.J. Skattum	Senior Director, Finance
Michael Dorsch	Senior Manager, Accounting
Patricia Walsh	Payroll Manager
Andrew Lefevour	Finance Analyst

HUMAN RESOURCES AND EXECUTIVE ADMINISTRATION

Marie Sutura	Senior Executive Director, Human Resources
Kyleen King	Manager, Human Resources
Jillian Smith	Coordinator, Special Projects/Sr. Executive Management
Lauren Peterson	Executive Assistant to the VP/GM and Hockey Ops.
Leanne Mayville	Coordinator, Human Resources & Office Administration
Molly Connelly	Executive Assistant to the Executive Vice President

MARKETING AND YOUTH HOCKEY

Pete Hassen	Senior Executive Director, Marketing
Annie Camins	Director, Youth Hockey
Laura Clawson	Director, Merchandising
A.J. Dolan	Manager, In-Game Presentation and Entertainment
Elizabeth Queen	Manager, Charitable Partnerships
Brian Howe	Manager, Events Marketing
Joe Doyle	Mascot Coordinator
Kayla Kindred	Coordinator, Sponsorships and Marketing
Spencer Montgomery	Coordinator, Youth Hockey
Anna Warner	Assistant, Charitable Partnerships
Stephanie Dubin	Intern, Marketing and Youth Hockey
Amber Hughes	Intern, Marketing
Paul Unruh	Intern, Marketing

NEW MEDIA AND CREATIVE SERVICES

Adam Kempenaar	Senior Director, New Media and Creative Services
John Sandberg	Senior Manager, Creative Services and Branding
Brad Boron	Manager, New Media
Chris Weibring	Graphic Designer
Bob Verdi	Team Historian
Emerald Gao	Assistant, Creative Services
Leah Hendrickson	Assistant, New Media

TICKET OPERATIONS AND CUSTOMER RELATIONS

James K. Bare	Executive Director, Ticket Operations
Dan Rozenblat	Senior Director, Ticket Sales and Service
Julie Lovins	Director, Service and Retention
Steve Dilenardi	Senior Manager, Group Sales and Special Projects
Allison Ferrara	Assistant, Ticket Operations
Nick Zombolas	Senior Account Executive, Group Sales
Andrew Roan	Senior Account Executive, Ticket Sales
Jake Tuton	Account Executive, Ticket Sales
Matt Brooks	Account Executive, Youth Hockey
T.R. Johnson	Manager, Customer Service
Kathie Raimondi	Senior Customer Service Executive
Shilpa Rupani	Senior Customer Service Executive
Neil Desmond	Customer Service Executive
Lindsay Dresser	Customer Service Executive
Rebecca Goldstein	Customer Service Executive
Kevin LeClair	Customer Service Executive
Shannon Pyrz	Customer Service Executive

BROADCASTERS

Pat Foley	Television Play-by-Play
Eddie Olczyk	Television Color Analyst
John Wiedeman	Radio Play-by-Play
Troy Murray	Radio Color Analyst
Steve Konroyd	Television Studio Host
Judd Sirott	Radio Studio Host

ADDITIONAL STAFF AND INFORMATION

Jim Cornelison	National Anthem Singer
Gene Honda	Public Address Announcer
Frank Pellico	Organist
Bill Smith	Team Photographer
Rudi Ayasse	Assistant Photographer
Harvey Wittenberg	Press Box Announcer/Web Contributor
United Center	Executive Offices/Home Ice
19,777	Seating Capacity
South Side of United Center	Location of Press Box
200 Feet by 85 Feet	Dimensions of Rink
Red, White and Black	Club Colors
WGN Radio AM-720	Radio Station
Comcast SportsNet Chicago/WGN-TV	Television Stations
Banner Collective	Video Production

UNITED



SM

Blackhawks • friendly

© 2014 United Airlines, Inc. All rights reserved.

Proud to be the Official Airline
of the Chicago Blackhawks.
fly the friendly skies™





CHICAGO BLACKHAWKS

LEADERSHIP



W. ROCKWELL WIRTZ
CHAIRMAN

W. Rockwell (Rocky) Wirtz was named President of Wirtz Corporation and Chairman of the Chicago Blackhawks in October 2007, following his late father, William W. Wirtz. In his role as Chairman of the Chicago Blackhawks, he oversees all aspects of the club's operations.

Rocky was just 2 years old when his grandfather, Arthur Wirtz, purchased the Chicago Blackhawks in 1954. Rocky grew up within the walls of the storied Chicago Stadium, and in 2010 and 2013 he oversaw the team's historic Stanley Cup championship victories.

As President of Wirtz Corporation, Rocky's role extends to a vast array of businesses, from beverage distribution to financial services, insurance and real estate.

Wirtz Beverage Group is a leading international distributor of the world's top luxury and premium wine, spirits and beer brands. The company, headquartered in Chicago, has operations in Illinois, Iowa, Minnesota, Missouri, Nevada, Wisconsin and Canada. Recognizing his many contributions to the beverage industry, the Wine and Spirits Wholesalers of America honored Rocky with a Lifetime Leadership Award in 2014.

Rocky has found business synergies among Wirtz Corporation's many holdings. In 2011, Wirtz Beverage Illinois opened a 605,000 square-foot, multi-use training and distribution center just outside of Chicago, which includes corporate offices and the largest temperature-controlled wine storage facility in the country. In April 2014, the company opened a complementary facility in Lexington, Ill. The developer behind both projects: Wirtz Realty. In addition to development, Wirtz Realty owns and manages several commercial and residential properties along Chicago's lakefront and throughout the suburbs.

Rocky also oversees Wirtz Insurance as well as banking interests at First Security Trust and Savings, based in Elmwood Park, Ill., and First National Bank of South Miami in Florida. Those companies have long been recognized for their custom financial solutions and the strong roles they play in supporting local communities and charities.

Additionally, Rocky serves as Co-Chairman of the Executive Committee of Chicago's United Center and is a member of the National Hockey League's Executive Committee. In the seven years since Rocky has taken on these leadership roles, he has earned national recognition for the many successes each company has achieved.

Through it all, Rocky continues to lead his family's commitment to numerous civic and charitable organizations. His dedication to Chicago Blackhawks Charities is unwavering. Founded by his father, Chicago Blackhawks Charities has donated millions of dollars to dozens of organizations focusing on youth programs, health and wellness, education and housing.

Rocky is a member of the Civic Committee of the Commercial Club of Chicago and serves as a Trustee at The Field Museum of Natural History and Northwestern University, where he earned a Bachelor of Science degree in communications in 1975.

At Northwestern, he established the Virginia Wadsworth Wirtz Endowment for Visiting Artists. That program, named in honor of his grandmother, allows Northwestern's School of Communication to invite nationally acclaimed performers to work directly with students and staff at the Theatre and Interpretation Center. In April 2014, the center was renamed the Virginia Wadsworth Wirtz Center for the Performing Arts in recognition of the family's financial gifts.

Rocky and his wife, Marilyn, reside in the northern suburbs of Chicago. Rocky has three children, Daniel, Hillary and Kendall; Marilyn has one daughter, Elizabeth. Rocky is also the proud grandfather of two granddaughters.

LEADERSHIP

PLAYERS

2013-14

OPPONENTS

TRADITION

RECORDS

PLAYOFFS

HISTORY

MINORS

NHL

MEDIA



JOHN F. McDONOUGH

PRESIDENT & CEO

John F. McDonough joined the Blackhawks in 2007 as President and was named President and Chief Executive Officer on June 1, 2011. Under his guidance, in what Forbes Magazine has called the "The Greatest Sports-Business Turnaround Ever," the Blackhawks have revitalized the team's profile and re-energized its fan base. Since McDonough joined the Blackhawks, the team has won Stanley Cup titles in 2010 and 2013, becoming the first organization in the NHL's salary cap era to capture two championships.

With McDonough's leadership, the Blackhawks have become one of professional sports' biggest success stories. The Blackhawks have entertained 277 consecutive capacity crowds at the United Center and have grown a season ticketholder base from 3,400 to more than 14,000. In addition, the Blackhawks have led the NHL in attendance for six consecutive seasons. The Blackhawks' success was recognized by SportsBusiness Journal in 2009 and 2014, when the team earned coveted nominations for the publication's Professional Sports Team of the Year, in addition to being named The Hockey News' choice for "Best Franchise" in their 2014 "Franchise Ranking" issue.

McDonough was instrumental in bringing the NHL Winter Classic to Chicago in 2009, a contest that matched up the Blackhawks and Detroit Red Wings in front of 40,818 fans at Wrigley Field on Jan. 1, 2009. The game drew an 11.8 overnight rating, a 21 share on NBC in Chicago and over 4.4 million U.S. viewers overall, making it the most-watched NHL game in 34 years at the time, according to Nielsen Media Research.

Shortly after his arrival, the club welcomed back Blackhawks legends and Hall of Famers Bobby Hull, Stan Mikita, Tony Esposito and Denis Savard as official team ambassadors and instituted the annual Blackhawks Convention, the first of its kind in the National Hockey League. In addition, in a landmark partnership with Comcast SportsNet and WGN-TV Channel 9, the Blackhawks announced that all 82 regular-season games would be televised for the first time in franchise history in 2008-09. That year, the Blackhawks also announced an exciting new radio partnership with WGN Radio AM-720.

Prior to joining the Blackhawks, McDonough served as President of the Chicago Cubs. During his tenure, the Cubs won the 2007 National League Central Division while setting an all-time franchise attendance record. As the Cubs' chief, and in his previous role as Senior Vice President of Marketing and Broadcasting, he was widely viewed as a sports marketing and management innovator who played a major role in increasing the Cubs' fan base and attracting sponsorships for one of the most successful professional sports franchises in America.

During his 24 years with the Cubs organization, the club consistently reached record attendance and revenue figures. In addition, McDonough was the architect of the seventh-inning stretch celebrity "guest conductor" concept at Wrigley Field and created the annual Cubs Convention, which is now viewed as a prototype for team and league fan festivals.

With McDonough's many achievements have come several honors and awards, including Major League Baseball's Marketing Excellence Award, Chicago Baseball Executive of the Year and a place in "America's Top Ten Marketing Executives" by Promo Magazine. In addition, McDonough was named to The Hockey News' "100 People of Power and Influence," and was inducted into the Chicagoland Sports Hall of Fame in 2008.

He has also been recognized with the St. Mary's University of Minnesota Presidential Medal for Outstanding Merit, the Bill Veeck Lifetime Achievement Award, a place in the Notre Dame High School Hall of Fame and the 2008 Executive of the Year Award by the Chicago chapter of the Public Relations Society of America. McDonough serves as a frequent guest speaker and panelist across the country, including at the 2010 MIT Sloan Sports Analytics Conference and the 2014 SXSW Conference. He has also served as commencement speaker for the Loyola University School of Communication, and was the Grand Marshal for Chicago's St. Patrick's Day Parade in 2014.

McDonough is a frequent lecturer at the University of Notre Dame's Mendoza College of Business and Northwestern University. He serves as a Sustaining Board Member for the Juvenile Diabetes Research Foundation Illinois Board, and also sits on the Athletic Advisory Board of St. Mary's University in Winona, Minn., the Special Olympics Illinois Foundation Board, Chicago Blackhawks Charities Board of Directors, the NHL Club Business Advisory Board and the NHL Board of Governors.

A Chicago native, McDonough is a graduate of Notre Dame High School in Niles, Ill., and St. Mary's University. He currently resides in the northwest suburbs with his wife, Karen. They have three children: Colleen, Ryan (Katie) and Michael.

LEADERSHIP

PLAYERS

2013-14

OPPONENTS

TRADITION

RECORDS

PLAYOFFS

HISTORY

MINORS

NHL

MEDIA



JAY BLUNK
EXECUTIVE VICE PRESIDENT

Executive Vice President Jay Blunk is in his seventh season with the Chicago Blackhawks. Since joining the Blackhawks as Senior Vice President of Business Operations on Jan. 3, 2008, Blunk has engineered broad changes to the business landscape of the club, adopting the general business philosophy of fan accessibility and bold, innovative strategies, in addition to creating new sources of revenue generation.

Blunk collaborated with the Blackhawks Marketing Department to hire Ogilvy as the team's new advertising agency and created the Blackhawks Heritage Series, which honored Blackhawks greats throughout the season, building a bridge to the history of the franchise. Blunk also enacted sweeping changes across the Blackhawks media channels, working with various departments in the redesign of Blackhawks TV, Blackhawks publications and chicagoblackhawks.com. Blunk is also responsible for the formation of strategy with regard to the development of revenue-generating efforts and departments including sponsorship, ticketing, finance, marketing and community relations. In recognition of the team's achievements, the Blackhawks earned a nomination for SportsBusiness Journal's Professional Sports Team of the Year in 2009 and 2014.

With fan engagement and accessibility a priority, Blunk oversaw new concepts such as the Blackhawks Training Camp Festival, giving more than 18,000 fans a behind-the-scenes look at a Blackhawks practice, and the development of the Emmy Award-winning Blackhawks TV. Blunk also has developed pioneering cross-promotional partnerships with a wealth of civic organizations, which have built the foundation for a year-round marketing strategy. In 2010 and 2011, the Blackhawks were voted to have the National Hockey League's "Most Innovative Business Practices" by a survey of SportsBusiness Journal's readers, and were voted second in the category among the league's 30 teams in 2012. Also in 2012, the Blackhawks were voted to have the "Best Business Savvy" by The Hockey News' "Best of Everything in Hockey" issue.

Together with President and CEO John F. McDonough and Vice President/General Manager Stan Bowman, Blunk helped engineer an integrated business philosophy with the Blackhawks Hockey Operations Department, forming a unique bond and synergistic approach to sponsorships, advertising, game presentation and other initiatives, including player-community interaction and involvement.

During the 2008-09 season, the Blackhawks drew more than 1 million fans (1,052,261) for the first time in franchise history, set a league record by attracting an average of 21,783 fans to their 40 United Center contests and surpassed the franchise regular-season attendance record of 835,972. The franchise's season ticket base has tripled to more than 14,000 since the start of the 2007-08 season, and the Blackhawks have since consistently been one of the NHL's attendance leaders.

Blunk also worked in partnership with McDonough, Chicago Cubs officials and NHL officials to bring the NHL Winter Classic to Wrigley Field, an event that matched up the Blackhawks and Detroit Red Wings in front of 40,818 fans on Jan. 1, 2009. The television broadcast of the game drew an 11.8 overnight rating, a 21 share on NBC 5 in Chicago and 4.4 million U.S. viewers overall, making it the most-watched NHL game in 34 years at the time, according to Nielsen Media Research.

A 22-year front office veteran of the Chicago Cubs prior to joining the Blackhawks, Blunk held several marketing, sales, branding, promotions and advertising positions, the last of which was Vice President of Marketing and Broadcasting. He was responsible for the development of a wealth of promotional events during his tenure at Wrigley Field and was also a member of the Cubs organization when they drew over 3 million fans every season since 2003, setting the team's all-time record for attendance in 2007.

Blunk graduated from Illinois State University in 1986 and currently serves as an advisory board member for the ISU School of Communication. Blunk also sits on the boards of the Chicago Sports Commission and the Magnificent Mile Association, as well as the Board of Directors for United Service Organization (USO) of Illinois and Chicago Blackhawks Charities. Blunk was a 2012 inductee into the Chicagoland Sports Hall of Fame.

Blunk and his wife, Marci, have three children: Brandon, Maggie and Cameron.

LEADERSHIP

PLAYERS

2013-14

OPPONENTS

TRADITION

RECORDS

PLAYERS

HISTORY

MINORS

NHL

MEDIA



STAN BOWMAN

VICE PRESIDENT/GENERAL MANAGER

Stan Bowman is in his 14th season with the Blackhawks and his fifth as Vice President/General Manager, having been named to the position on Sept. 7, 2010. Bowman was originally named the ninth General Manager in Blackhawks history on July 14, 2009, after serving for eight years in the Blackhawks Hockey Operations Department.

Bowman led the Blackhawks to their fourth and fifth Stanley Cup championships in 2010 and 2013, becoming the first GM to win two titles in the salary cap era. In 2010, Bowman became the youngest GM in National Hockey League history to guide an organization to the championship, as the team ended a 49-year title drought. During his time at the helm of the Hockey Operations Department, Bowman has secured the Blackhawks' core talent with long-term contract extensions, rebuilt the club's prospect depth with multiple acclaimed draft classes and re-signed Head Coach Joel Quenneville to a contract extension.

Bowman and his father, Senior Advisor to Hockey Operations Scotty Bowman, are part of an elite group, becoming the 10th father-son GM tandem in the history of the NHL and just the fourth pair to have each of their names inscribed on the Stanley Cup.

Bowman originally joined the Blackhawks in 2000 and served for four seasons as Special Assistant to the General Manager before being promoted to Director of Hockey Operations, a role he served in for two years (2005-07). In his most recent role as Assistant General Manager, Bowman attended to the day-to-day administration of the Blackhawks Hockey Operations Department, including all CBA-related matters, such as contract negotiations, free agency, salary arbitration and player movement and assignment. He also tracked the progress of the Blackhawks prospects by working closely with the staff of the club's minor-league affiliate in Rockford while assisting with player evaluation, prospect development and professional and amateur scouting.

Bowman played an integral role in acquiring the talent that brought the Stanley Cup to Chicago in 2010 and 2013, and was named to Crain's Chicago Business "40 under 40" Class of 2010. The prestigious announcement is given out to 40 business executives under the age of 40 in the city of Chicago each year and recognizes the tremendous accomplishments of the individuals chosen.

Bowman graduated from the University of Notre Dame in 1995 with degrees in finance and computer applications. When he arrived at the Blackhawks in 2000, Bowman worked extensively on financial budgets and developed programs to track player movement and player evaluation. He was born in Montreal, where his father was coaching at the time.

Bowman and his wife, Suzanne, have two sons, Will and Camden, and a daughter, Graycen.

LEADERSHIP

PLAYERS

2013-14

OPPONENTS

TRADITION

RECORDS

PLAYOFFS

HISTORY

MINORS

NHL

MEDIA



AL MacISAAC

VICE PRESIDENT, HOCKEY OPERATIONS

Al MacIsaac is in his 15th season as a member of the Blackhawks Hockey Operations Department and his fifth as Vice President of Hockey Operations (previously Vice President/Assistant to the President). He previously served as Senior Director of Hockey Administration/Assistant to the President before being named to his current position in September 2010.

A native of Antigonish, Nova Scotia, MacIsaac was the Buffalo Sabres' 12th-round draft choice in 1987. He attended St. Francis Xavier University in Nova Scotia for four years, where he tallied 112 career points (54G, 58A) in 91 career college games along with 404 penalty minutes. He was named St. Francis Xavier University Student Male Athlete of the Year in 1991.

After college, he joined the ECHL's Hampton Roads Admirals as a defenseman for the 1991-92 season and led the team with a +33 plus/minus rating. He represented the Admirals in the 1993 ECHL All-Star Game. During that same season, MacIsaac made appearances with the American Hockey League's Baltimore Skipjacks and Cape Breton Oilers.

In 1993, MacIsaac joined the Norfolk Admirals front office as Assistant General Manager. He was named General Manager of Hockey Operations for the Admirals in July 1996. In 1997-98, the Admirals, then the Blackhawks' minor-league affiliate, won their third ECHL championship. MacIsaac was inducted into the Norfolk Admirals Hall of Fame in 2008, and was named to the ECHL Hall of Fame in 2014.

MacIsaac has won eight titles in his career, including the Blackhawks' 2010 and 2013 Stanley Cup championships and three as a player: the Canadian Hockey League Memorial Cup (1986), ECHL Championship (1992) and Calder Cup (1993).

MacIsaac and his wife, Dawn, have three daughters: Madisson, Delaney and Emersyn.



CHRIS WERNER

VICE PRESIDENT, TICKETING AND CUSTOMER RELATIONS

Chris Werner is in his seventh season with the Blackhawks and his fifth as Vice President of Ticketing and Customer Relations. Werner joined the Blackhawks in the spring of 2008 as Senior Executive Director of Ticketing and Business Development.

In his first season with the organization, Werner worked to expand and develop the ticket sales and service departments. In 2008-09, the Blackhawks drew more than 1 million fans (1,052,261) for the first time in franchise history, set a league record by attracting an average of 21,783 fans to their 40 United Center contests and surpassed the franchise regular-season attendance record of 835,972. As of the start of the 2014-15 campaign, the Blackhawks have entertained 277 consecutive capacity crowds, and the franchise's season ticket base has grown to more than 14,000.

Under Werner's direction, the Ticket Sales, Operations and Customer Relations Departments have been expanded to include staff dedicated to the highest levels of customer service, including providing ticketholders with personalized service, developing value-added customer benefits and researching the demographics and interests of Blackhawks fans.

In addition to traditional ticket sales, the Blackhawks Ticket Sales and Service Department supports the distribution of Blackhawks Convention passes, Training Camp Festival tickets and Illinois High School State Hockey Championship game tickets.

Prior to joining the team, Werner spent 23 years in the live event industry, most recently as General Manager of Ticketmaster Chicago. In addition to his work in ticketing, Werner has senior-level experience in venue management and event promotion, working for entities such as Ogden Entertainment Services, the Metropolitan Pier and Exposition Authority and the University of Iowa.

Werner lives in Chicago with his wife, Valerie.



NORM MACIVER

ASSISTANT GENERAL MANAGER

Norm Maciver is in his eighth season with the Chicago Blackhawks and his third as Assistant General Manager. A veteran with more than 20 years of pro hockey experience as an NHL player and coach, Maciver previously served as Director of Player Personnel for a season and as Director of Player Development for three seasons.

Prior to joining the organization, the Thunder Bay, Ontario, native served as an Assistant Coach with the Boston Bruins (2003-06) and the American Hockey League's Springfield Falcons (2000-03).

Following a decorated collegiate career at the University of Minnesota-Duluth, where he was a two-time All-American and a finalist for the Hobey Baker Award, Maciver spent 12 seasons as a defenseman in the National Hockey League. He registered 285 points (55G, 230A) in 500 career regular-season tilts with the New York Rangers, Hartford, Edmonton, Ottawa, Pittsburgh, Winnipeg and Arizona (Phoenix), and posted 14 points (3G, 11A) and a +10 plus/minus rating in 56 Stanley Cup Playoffs tilts. Maciver was given the AHL's Eddie Shore Award as the league's best defenseman in 1991 and won the International Hockey League's Turner Cup with the Houston Aeros in 1999.

Maciver and his wife, Lisa, have five children: a son, Steven; and four daughters, Danielle, Jordan, Jenna and Brooke.

LEADERSHIP

PLAYERS

2013-14

OPPONENTS

TRADITION

RECORDS

PLAYOFFS

HISTORY

MINORS

NHL

MEDIA



JIM BARE
EXECUTIVE DIRECTOR, TICKET OPERATIONS

Jim Bare is in his 22nd season with the Chicago Blackhawks. In addition to managing the club's ticket operations, Bare is Senior Executive Director of Ticket Operations for the United Center.

Bare assists in season preparation ticketing functions for the Blackhawks, including ticket printing, pricing analyses and single-game sales management, as well as managing ticket inventory, partial-plan creation and ticket processing for all home games. He also creates, manages and balances ticket inventory for United Center events such as concerts,

family shows and NCAA basketball.

Prior to joining the organization, Bare worked for seven years as Athletic Ticket Manager for DePaul University and three years as DePaul's Men's Golf Coach.

A native of Missouri City, Texas, Bare graduated from Texas A&M University with a bachelor's degree in philosophy and received a master's degree in sports administration from St. Thomas University in Miami, Fla. Bare has three children: a daughter, Kailyn; and two sons, Kevin and Jack.



SCOTTY BOWMAN
SENIOR ADVISOR, HOCKEY OPERATIONS

Scotty Bowman is in his seventh season with the Chicago Blackhawks as Senior Advisor to Hockey Operations. A part of 13 Stanley Cup-winning teams, including the 2010 and 2013 championships with the Blackhawks, Bowman brings 58 years of hockey experience to the organization.

Bowman, a Montreal native, is the National Hockey League's all-time coaching leader with 1,244 regular-season wins and 223 postseason victories. Prior to joining the Blackhawks, Bowman served as a consultant in the Detroit Red Wings front office for seven years.

Inducted into the Hockey Hall of Fame as a builder in 1991, Bowman is the only man in the history of the sport to lead three different teams to the Stanley Cup and has reached the league finals 13 times as a bench boss. He captured the Cup with the Montreal Canadiens (1973, 1976, 1977, 1978, 1979), Pittsburgh Penguins (1992) and Red Wings (1997, 1998, 2002). He served as Director of Player Development on Pittsburgh's Stanley Cup-winning club in 1991 and most recently celebrated his 13th league title with the Blackhawks in 2013.

Bowman coached an NHL-record 2,141 contests and captured the Jack Adams Award as the league's best coach twice (1977, 1996). He also spent time as Head Coach of the St. Louis Blues (1967-71) and the Buffalo Sabres (1979-87), guiding his squads to the postseason in 29 of his 30 years. Bowman and his wife, Suella, have five children, including son Stan, who currently serves as Blackhawks Vice President/General Manager.



BRANDON FABER

SENIOR DIRECTOR, COMMUNICATIONS AND COMMUNITY RELATIONS

Brandon Faber is in his seventh season with the Chicago Blackhawks and his third as Senior Director of Communications and Community Relations. He also serves on the Board of Directors for Chicago Blackhawks Charities.

In 2012, Faber was elevated to his current role as Senior Director, overseeing all communications and community relations efforts. He directs the organization's philanthropic efforts, including community initiatives, player charitable endeavors and donation requests.

Since joining the organization in 2008 as Director of Media Relations, Faber has served as the organization's primary contact for all media inquiries, including interview requests for front office staff, coaches and players; the dissemination of team information via press releases and game notes; and media credentialing for games, press conferences and special events. He is also the point person for television and radio broadcasts on flagship stations Comcast SportsNet Chicago, WGN-TV and WGN Radio, as well as all national telecasts. The Blackhawks Media Relations Department was awarded the 2010-11 Dick Dillman Award, given annually to the NHL team judged by members of the Professional Hockey Writers Association (PHWA) to be the best in media relations.

Prior to joining the Blackhawks, Faber spent six years (2002-08) as a member of the Chicago Bulls' public and media relations staff. He assisted with day-to-day media activities, including press releases, game notes, credentials, travel and team interviews. Faber graduated from Indiana University with a bachelor's degree in sports communications-broadcast. Faber was born in Fostoria, Ohio, and was raised in Auburn, Ind. He and his wife, Melissa, reside in Elmhurst, Ill., with their children, twins Riley and Jack.



PETE HASSEN

SENIOR EXECUTIVE DIRECTOR, MARKETING

Pete Hassen is in his 10th season with the Chicago Blackhawks and his third as Senior Executive Director of Marketing.

Hassen assists in all aspects of the team's marketing, fan and brand development and player relations, and oversees the day-to-day operations of Chicago Blackhawks Charities. He conducts research and manages projects to push the Blackhawks brand into the mainstream and develop the team's overall fan base.

Before joining the Blackhawks, Hassen was the Senior Manager of Media Relations and Corporate Communications for Delaware North Companies, whose clients included the Boston Bruins. Prior to that, he served as Director of Community Development and Public Relations for the Buffalo Sabres. A native of Buffalo, N.Y., Hassen holds degrees from the State University of New York at Buffalo and Central Michigan University.

Hassen and his wife, Kate, reside in Roscoe Village.

LEADERSHIP

PLAYERS

2013-14

OPPONENTS

TRADITION

RECORDS

PLAYOFFS

HISTORY

MINORS

NHL

MEDIA



MARK KELLEY

SENIOR DIRECTOR, AMATEUR SCOUTING

Mark Kelley is in his ninth season with the Chicago Blackhawks and his second as Senior Director of Amateur Scouting after being promoted on January 17, 2014.

Kelley joined the Blackhawks in 2006 as an Amateur Scout. Before joining the team, he worked for the Pittsburgh Penguins for 13 years (1993-2006) and Quebec Nordiques for five years (1988-93), and his role evolved from being a scout in the New England area to eventually covering all of North America. Kelley also lived in Moscow, Russia, serving as Assistant General Manager of CSKA Red Army while scouting European players for the Penguins.

Kelley attended Colby College from 1976-80 and played varsity hockey all four years. He then played a year of Australian League hockey before returning to his alma mater as an Assistant Coach.

Kelley and his wife, Sabrina, have two sons, Kyle and Tyler.



ADAM KEMPENAAR

SENIOR DIRECTOR, NEW MEDIA AND CREATIVE SERVICES

Adam Kempenaar is in his 13th season with the Chicago Blackhawks and his third as Senior Director of New Media and Creative Services. Previously, Kempenaar served as the club's Web Producer before being appointed Director of New Media and Creative Services in 2008.

Kempenaar oversees content for chicagoblackhawks.com and Blackhawks Magazine, along with Blackhawks Publishing projects, including the award-winning "One Goal II: The Inside Story of the 2013 Stanley Cup Champion Chicago Blackhawks" and 2010 bestseller "One Goal Achieved." Alongside "One Goal II," he served as producer on the 2013 championship movie "17 Seconds," which sold out multiple screenings in Chicagoland. Kempenaar is also responsible for Blackhawks TV video content and the club's social media efforts, which earned "Best Brand Use of Twitter" recognition from technology site Mashable.com in 2009. The following year, the Blackhawks were finalists for Mashable's "Must Follow Brand."

Prior to joining the Blackhawks, Kempenaar was Creative Projects Coordinator for the media research and consulting firm Frank N. Magid Associates. He holds a master's degree in journalism and a bachelor's degree in communication studies from the University of Iowa, and a bachelor's degree in English from Grinnell College. An Iowa native, Kempenaar and his wife, Sarah, have four children: Holden, Sophie, Quinn and Connor.



TONY OMMEN

SENIOR DIRECTOR, TEAM SERVICES

Tony Ommen is in his 16th season with the Chicago Blackhawks and his fifth as Senior Director of Team Services. For the past 10 seasons, Ommen has managed the day-to-day logistical operations of the team, including travel, after serving the organization in various publications and public/media relations capacities since 1999.

A native of Carrollton, Ill., Ommen previously worked for the St. Louis Blues as Assistant Director of Communications. Before joining the Blues, Ommen held positions with Fans Inc., the St. Louis Cardinals and the St. Louis Rams.

A veteran of the United States Army and a graduate of Southern Illinois University at Edwardsville, Ommen and his wife, Nikki, have three children: Logan, Ashley and Emily.



ADAM ROGOWIN
SENIOR DIRECTOR, PUBLIC RELATIONS

Adam Rogowin is in his seventh season with the Chicago Blackhawks and second as Senior Director of Public Relations after being promoted to the position on Aug. 27, 2013.

In his current role, Rogowin works in conjunction with the Media Relations Department to distribute and promote team announcements for all off-ice activities, including ticket sales, marketing, corporate sponsorships, youth hockey, community relations and special events. During the 2010-11 season, Rogowin and the Blackhawks Media Relations Department received the Dick Dillman Award, given annually to the team judged by the

members of the Professional Hockey Writers Association (PHWA) to be the best in media relations.

Prior to joining the Blackhawks, Rogowin spent four seasons with the Chicago Wolves. From 2006-08, he served as the team's Director of Media Relations, which includes the 2008 Calder Cup championship season.

The Morton Grove, Ill., native played hockey at Connecticut College, where he notched 19 assists and 28 points in 55 career games before graduating with a double major in English and sociology. Rogowin is a member of the Chicago Executive Committee for the Israel Association of Baseball. Rogowin and his wife, Jen, have a son, Cameron.



DAN ROZENBLAT
SENIOR DIRECTOR, TICKET SALES AND SERVICE

Dan Rozenblat is in his seventh season with the Chicago Blackhawks and his third as Senior Director of Ticket Sales and Service.

A native of Chicago's northern suburbs, Rozenblat is responsible for managing the Ticket Sales and Customer Relations Department. As of the start of the 2014-15 campaign, the Blackhawks have entertained 277 consecutive capacity crowds, and the franchise's season ticket base has grown to more than 14,000. Under Rozenblat's direction, the Ticket Operations and Customer Relations Department is dedicated to providing the highest levels of customer

service, including providing ticketholders with personalized service and customized benefits.

Prior to joining the Blackhawks, Rozenblat spent nine years with the Chicago Wolves and held several positions within the Ticket Sales Department, the last of which was Director of New Business Development.

Rozenblat holds a bachelor's degree in sports management from Northern Illinois University. He resides in the northern suburbs with his wife, Eliane, and son, Noah.



T.J. SKATTUM
SENIOR DIRECTOR, FINANCE

T.J. Skattum is in his seventh year with the Chicago Blackhawks and his fourth as Senior Director of Finance.

Skattum heads the Blackhawks' finance and accounting operations, including planning and forecasting, financial reporting, cash management and risk management. Skattum also oversees the finances and accounting for Chicago Blackhawks Charities.

A native of St. Louis, Mo., by way of Edgewood, Iowa, Skattum has 18 years of experience in various finance and accounting roles, including restructuring, bankruptcy, mergers and acquisitions, corporate finance and interim management. Prior to joining the organization, Skattum spent six years in Arthur Andersen's global corporate finance practice and five years at Navigant Capital Advisors, the dedicated corporate finance business unit of Navigant Consulting, Inc. He has passed the Certified Public Accountant Examination in the State of Illinois.

In addition to his duties with the Blackhawks, Skattum sits on the Board of Directors for Chicago Blackhawks Charities. A graduate of the University of Notre Dame, Skattum and his wife, Kate, have twin daughters, Jane and Lucy, and a son, Thomas Henry.

LEADERSHIP

PLAYERS

2013-14

OPPONENTS

TRADITION

RECORDS

PLAYOFFS

HISTORY

MINORS

NHL

MEDIA



MARIE SUTERA

SENIOR EXECUTIVE DIRECTOR, HUMAN RESOURCES

Marie Sutura is in her eighth season with the Chicago Blackhawks and her third as Senior Executive Director of Human Resources.

During her time with the Blackhawks, Sutura has developed and executed the club's HR strategy and overseen a change in organizational culture that is lauded throughout the professional sports industry. The sweeping changes during her tenure have resulted in the hiring of over 90 percent of the current front office staff.

Prior to joining the Blackhawks, Sutura worked as a Human Resources Generalist for Wirtz Beverage Illinois and was responsible for staffing, labor negotiations, workers' compensation and company safety initiatives. She also spent seven years in human resources management in the insurance, warranty and furniture rental industries.

The Downers Grove, Ill., native is a member of numerous professional organizations, including the Society of Human Resource Management (SHRM), Human Resources Council (NHRD) and Human Resources Management Association of Chicago (HRMAC).



STEVE WAIGHT

SENIOR EXECUTIVE DIRECTOR, CORPORATE SPONSORSHIPS

Steve Waight is in his 15th season with the Chicago Blackhawks and his third as Senior Executive Director of Corporate Sponsorships.

Waight is responsible for all Blackhawks advertising sales, including print, Internet, in-arena, virtual TV signage, promotions, social media and all sponsorships affiliated with Blackhawks youth hockey programs and Chicago Blackhawks Charities. In addition, Waight spearheads all United Center advertising sales on behalf of the Blackhawks and is the point person for managing the relationship with the WGN Radio sales staff.

Notable sponsorship accomplishments during Waight's tenure include the first-ever presenting sponsorship of a Blackhawks season (CBOE in 2008-09); the opening of the Crown Royal Whisky Bar and Ketel One Bar; exclusive agreements with Constellation Energy and NorthShore University HealthSystems; several on-premise activation programs with Bud Light, incorporating the Bud Light Ice Crew and Bud Light Hockey Night promotions; and the season-long Blackhawks customized Camaro sweepstakes with Chicagoland and NW Indiana Chevy Dealers.

Waight also played a key role in negotiating long-term sponsorship agreements with Lexus, DiGiorno Pizzeria, AT&T and American Express, as well as the United Airlines naming rights deal.

Prior to joining the organization, Waight served as Corporate Sales Manager for the San Diego Chargers. In that role, he was in charge of selling corporate sponsorships for the Chargers and Qualcomm Stadium.

A native of Naperville, Ill., Waight is a graduate of the University of Iowa with a double major in marketing and finance. He and his wife, Katharine, have two children, David and Bridget, and reside in LaGrange, Ill.



RON ANDERSON

DIRECTOR, PLAYER RECRUITMENT

Ron Anderson is in his 16th season with the Blackhawks and his seventh as Director of Player Recruitment. He currently serves as a Pro Scout after previously serving as an Amateur Scout.

A native of Moncton, New Brunswick, Anderson spent 18 years on the coaching staff of Merrimack College, including 15 as Head Coach (1983-98), where he won three consecutive ECAC championships and achieved an undefeated season in 1987-88. Anderson had a five-year professional career with Boston (1972-74), Washington (1974-76) and Vienna (1976-77). He also racked up 173 points (88G, 85A) in 185 career American Hockey League games with the Boston Braves, Richmond Robins and New Haven Nighthawks from 1972-76, and was named the league's rookie of the year in 1973. A 1974 graduate of Boston University, Anderson won back-to-back NCAA championships as a player in 1971 and 1972.



SARA BAILEY
DIRECTOR, CORPORATE SPONSORSHIPS

Sara Bailey is in her 10th season with the Chicago Blackhawks and her first as Director of Corporate Sponsorships after being promoted to the position on July 1, 2014.

In her current role, Bailey is responsible for assisting with sponsorship sales and account management initiatives, facilitating client engagement and cultivating a portfolio of business.

Prior to joining the sponsorship department in 2005, Bailey volunteered with the Chicago Blackhawks through its community outreach campaigns for several years. She previously worked in the hospitality and meetings industries with Maritz Travel Company, the St. Louis Convention and Visitors Commission and Global Experience Specialists.

Bailey has been a mentor with the Women in Sports and Events (WISE) Within program for the past two years. She served on the WISE Chicago Board of Directors from 2008-10 while co-chairing the local chapter's WISE Within Mentor Program Committee, then joined the WISE Within National Committee in the summer of 2010 for a two-year term as Program Director.

A native of St. Louis, Mo., Bailey is a graduate of Bradley University with a Bachelor of Science in business management and administration.



MARK BERNARD
DIRECTOR, HOCKEY ADMINISTRATION/GM, MINOR LEAGUE AFFILIATIONS

Mark Bernard is in his seventh season with the Chicago Blackhawks and his second as joint Director of Hockey Administration and General Manager of Minor League Affiliations. Bernard executes administrative responsibilities with the Blackhawks while overseeing the day-to-day operations of Chicago's American Hockey League affiliate, the Rockford IceHogs.

Bernard joined the Blackhawks from the AHL's Norfolk Admirals, where he served as Vice President and Assistant GM. He joined the Admirals in June 2006 as Assistant GM and was named Interim VP in October 2006 before his appointment to VP one month later. In 2008,

the Ontario native won the James C. Hendy Memorial Award as the AHL's most outstanding executive.

Bernard played parts of 13 pro seasons as a goaltender in the AHL, ECHL, CHL and CoHL. He helped the ECHL's Hampton Roads Admirals capture consecutive Kelly Cups in 1991 and 1992, earning playoff MVP honors in 1992. After his playing career, he coached the United Hockey League's Rockford IceHogs in 2003-04 and the EHL's Basingstoke Bison from 2004-06.

Bernard and his wife, Julie, have two children, Jackson and MacKenzie.



ANNIE CAMINS
DIRECTOR, YOUTH HOCKEY

Annie Camins is in her seventh season with the Chicago Blackhawks as Director of Youth Hockey.

Camins' department contributes to the overall growth of youth hockey in Illinois by introducing MinorHawks Learn to Play programs, serving kids who otherwise wouldn't have the means to play the sport. Since the 2008-09 season, Illinois has added more than 8,000 total players, an increase of nearly 40 percent in six years. In addition, the Eddie Olczyk Award (EOA) was established to provide young hockey players and teams in Illinois with the financial assistance they need to play at a competitive level. Camins was inducted into the Illinois Hockey Hall of Fame in 2011.

Camins previously worked as Manager of Fan Development for the Los Angeles Kings before returning to Chicago to work for her hometown team.

Camins graduated from the University of New Hampshire, where she captained her team to the NCAA Division I National Championship, beating Providence College in five overtime periods, the longest recorded college game in hockey history. She went on to become a finalist for the 1998 Olympic Hockey Team and continued to play as an Inline National Team player, winning both gold and silver medals.

Camins and Michael Whittaker have a daughter, Amelia.

LEADERSHIP

PLAYERS

2013-14

OPPONENTS

TRADITION

RECORDS

PLAYOFFS

HISTORY

MINORS

NHL

MEDIA



LAURA CLAWSON

DIRECTOR, MERCHANDISING

Laura Clawson is in her first season with the Chicago Blackhawks as Director of Merchandising after being hired on May 12, 2014.

In her current role, Clawson oversees the development and enhancement of all merchandise and related processes in order to expand the team's retail footprint, while implementing marketing strategies at the retail level to foster fan engagement. She is responsible for the selection of merchandise, design and direction, as well as overseeing e-commerce strategies. One of Clawson's first projects was the launch of the remodeled

flagship Blackhawks Store on Michigan Avenue.

Prior to joining the organization, Clawson spent nine years with Phillips-Van Heusen, most recently as District Manager, which involved improving retail operations and growing sales by identifying market opportunities. She also spent five years in merchandising and sales roles in the New York City market, including four years as an account executive with Calvin Klein men's sportswear, managing national department store accounts. Clawson has represented a total of 40 brands in the dress furnishings and sportswear categories.

Born in Italy, Clawson earned a bachelor's degree in business administration with an emphasis in marketing from Southern Methodist University.



PIERRE GAUTHIER

DIRECTOR, PLAYER PERSONNEL

Pierre Gauthier is in his third season as Director of Player Personnel after joining the Chicago Blackhawks in July 2012. He previously spent nine seasons with the Montreal Canadiens organization, most recently as General Manager from 2010-12. Gauthier also served as Assistant General Manager and as Director of Professional Scouting during his time with the Canadiens.

Gauthier, a Montreal native, began his career in the Quebec Nordiques organization, where he spent 12 seasons, serving as Amateur Scout from 1981-88 and as Chief Amateur Scout from 1988-93. He then worked with the Mighty Ducks of Anaheim for six seasons, serving as Assistant General Manager from 1993-95. Following three seasons as General Manager of the Ottawa Senators from 1995-98, he returned to the Mighty Ducks organization as President and General Manager from 1998-2002.

Gauthier has made his mark on the international hockey scene. Along with Bob Gainey and Bobby Clarke, he was one of three General Managers for Team Canada at the 1998 Olympic Games in Nagano. He also served as Team Canada's GM for the gold-medal winning team at the 1997 World Championship in Finland and the silver-medal winning team at the 1996 World Championship in Austria, in addition to acting as Team Canada's Assistant GM for the silver-medal winning team at the 2009 World Championship.



MATS HALLIN

DIRECTOR, EUROPEAN SCOUTING

Mats Hallin is in his ninth season with the Blackhawks and his second as the team's Director of European Scouting after being promoted on Jan. 17, 2014. Hallin previously served as one of the club's European Pro Scouts.

Prior to working with the Blackhawks, The Äkers styckebruk, Sweden, native spent five seasons as General Manager of the Swedish Hockey League's Sodertalje. Originally a seventh-round pick by Washington in the 1978 NHL Draft (105th overall), Hallin registered 31 points (17G, 14A) in 152 career games across five seasons with the New York Islanders (1982-85) and Minnesota North Stars (1985-87). Hallin posted one goal in 15 career NHL postseason games, winning the 1983 Stanley Cup with the Islanders.

Hallin has seven seasons of Swedish Elite League experience, including two stints with Sodertalje (1976-81, 1987-89) and two seasons with Malmo (1990-92). He also served as head coach for Team Sweden at the 1999 U20 World Championship in Winnipeg.

Hallin and his wife, Helene, have a son, Per, a daughter, Johanna, and five grandchildren.



JULIE LOVINS
DIRECTOR, SERVICE AND RETENTION

Julie Lovins is in her seventh season with the Chicago Blackhawks and her first as Director of Service and Retention after being promoted to the position on July 1, 2014. She previously served as Senior Manager of Customer Service.

In her current role, Lovins oversees the season ticket service department, which works to provide excellent customer care to the Blackhawks' season ticket base of more than 14,000 fans. She also manages the annual renewal process, including the creation of unique season ticketholder experiences and continued commitment to proactive communication.

Prior to joining the Blackhawks, Lovins worked in season ticket sales for the Washington Nationals, where she was a staff member during the opening of Nationals Park in March 2008, following eight years spent with various minor league teams. Outside of professional sports, Lovins has 15 years of experience in the restaurant and hospitality industry, in addition to four and a half years at Resource 3, Inc., a Dallas-based marketing firm, where she handled marketing, public relations and event planning for local and national clients.

Lovins, a Rockford, Ill., native, graduated from the Art Institute of Dallas with a degree in audio/video and film production.



BARRY SMITH
DIRECTOR, PLAYER DEVELOPMENT

Barry Smith is in his fifth season with the Blackhawks and his fourth as the team's Director of Player Development. Smith previously served as the club's European Development Advisor and as a Pro Scout.

Prior to working with the Blackhawks, Smith spent three seasons as Head Coach and Director of Player Personnel with SKA St. Petersburg of the Kontinental Hockey league. Under his leadership, the team recorded 322 points in three seasons. His international resume also includes stints as Head Coach in the Swedish Elite League and Division I, Assistant Coach for Team USA at the 1991 World Cup, Associate Coach for Sweden at the 1996 World Cup and the 1998 Winter Olympics and Associate Head Coach for Team USA at the 2007 World Championship. Smith served as an assistant on Wayne Gretzky's staff in Arizona (Phoenix) from 2005 to 2007 and was an Associate Coach on Scotty Bowman's staff with the Detroit Red Wings from 1994 to 2005, where he was part of three Stanley Cup championships. Smith also won two Stanley Cup championships as an Assistant Coach under Bob Johnson and Scotty Bowman with the Pittsburgh Penguins from 1990 to 1994.

The Buffalo, N.Y., native began his coaching career at Elmira College in 1974, taking the team to the NCAA finals twice in his six years.

A 1972 graduate of Ithaca College, Smith was inducted into the school's Sports Hall of Fame for both hockey and football; he also has a Masters of Education from Elmira College. Smith and his wife, Mary, have two children, Ryan and Molly.



RYAN STEWART
DIRECTOR, PRO SCOUTING

Ryan Stewart is in his ninth season with the Chicago Blackhawks and his third as Director of Pro Scouting. Stewart joined the Blackhawks prior to the 2006-07 season as a Video Coach and served as Assistant Coach in 2007-08. He then joined the scouting staff as an Amateur Scout from 2008 to 2010 and as a Pro Scout from 2010 to 2012.

Stewart graduated with a Bachelor of Arts degree from Canisius College in Buffalo, N.Y., where he played four years of varsity hockey for the Golden Griffins, including two years as team captain. He joined the Central Hockey League's Tulsa Oilers in 1998 and signed with the ECHL's Greenville Grrrowl later that year. Stewart won the Kelly Cup with Greenville in 2001-02, the same season he received the ECHL Man of the Year Award. Over the course of a seven-year professional career, Stewart also made stops with the ECHL's Florida Everblades, the American Hockey League's Providence Bruins and the British Super league's Manchester Storm.

Stewart was named captain of Greenville for the 2003-04 season. After finishing his playing career in the 2004-05 campaign, he served as Greenville's Assistant Coach/Assistant General Manager before being named to the General Manager position in 2005, when the team was affiliated with Chicago.

Stewart and his wife, Lindsay, reside in Simpsonville, S.C., with their son, Owen, and daughters, Langley and Kylie Jo.

LEADERSHIP

PLAYERS

2013-14

OPPONENTS

TRADITION

RECORDS

PLAYOFFS

HISTORY

MINORS

NHL

MEDIA

HOCKEY OPERATIONS

LEADERSHIP



ADRIAN AUCOIN
DEVELOPMENT COACH



NIKLAS BLOMGREN
HEAD EUROPEAN AMATEUR SCOUT



DENNIS BONVIE
PRO SCOUT



DEREK BOOTH
PRO SCOUT

PLAYERS

2013-14

OPPONENTS



WADE BROOKBANK
PRO SCOUT



KYLE BROOKS
PRO SCOUT



HUDSON CHODOS
SCOUTING COORDINATOR



RIK COMLEY
PLAYER RECRUITMENT

TRADITION



DAVID COWAN
PRO SCOUT



KYLE DAVIDSON
COORDINATOR, HOCKEY ADMINISTRATION



MIKE DONEGHEY
AMATEUR SCOUT



GORD DONNELLY
AMATEUR SCOUT

RECORDS

PLAYERS

HISTORY



MARK EATON
DEVELOPMENT COACH



ROB FACCIA
AMATEUR SCOUT



BRUCE FRANKLIN
CHIEF AMATEUR SCOUT



IAN GENTILE
MANAGER, PLAYER DEVELOPMENT

MINORS

NHL

MEDIA



MICHAEL GRIER
PRO SCOUT



BRIAN HIGGINS
TEAM SECURITY



MARKUS KORHONEN
EUROPEAN GOALTENDER SCOUT



DON LEVER
PRO SCOUT



DARRELL MAY
AMATEUR SCOUT



JIM MCKELLAR
AMATEUR SCOUT



MICHAEL MOTTAU
PRO SCOUT



PETER NEVIN
AMATEUR SCOUT



KAREL PAVLIK
EUROPEAN AMATEUR SCOUT



YANIC PERREAULT
DEVELOPMENT COACH



LAUREN PETERSON
EXECUTIVE ASSISTANT TO THE VP/GM
AND HOCKEY OPERATIONS

LEADERSHIP

PLAYERS

2013-14

OPPONENTS

TRADITION

RECORDS

PLAYOFFS

HISTORY

MINORS

NHL

MEDIA

LEADERSHIP

PLAYERS

2013-14

OPONENTS

TRADITION

RECORDS

PLAYERS

HISTORY

MINORS

NHL

MEDIA



CHASE AGNELLO-DEAN
MANAGER, PHOTOGRAPHY



BRAD BORON
MANAGER, NEW MEDIA



MEGHAN BOWER
COORDINATOR, PUBLIC RELATIONS



MATT BROOKS
ACCOUNT EXECUTIVE, YOUTH HOCKEY



MOLLY CONNELLY
EXECUTIVE ASSISTANT TO THE
EXECUTIVE VICE PRESIDENT



BRIAN DAHM
COORDINATOR, CLIENT SERVICES
AND RESEARCH DEVELOPMENT



NEIL DESMOND
CUSTOMER SERVICE EXECUTIVE



STEVE DILENARDI
SENIOR MANAGER, GROUP SALES
AND SPECIAL PROJECTS



A.J. DOLAN
MANAGER, IN-GAME PRESENTATION
AND ENTERTAINMENT



MICHAEL DORSCH
SENIOR MANAGER, ACCOUNTING




JOE DOYLE
MASCOT COORDINATOR



LINDSAY DRESSER
CUSTOMER SERVICE EXECUTIVE



ALLISON FERRARA
ASSISTANT, TICKET OPERATIONS



RYAN GALLANTE
ACCOUNT EXECUTIVE, CORPORATE
SPONSORSHIPS



EMERALD GAO
ASSISTANT, CREATIVE SERVICES



REBECCA GOLDSTEIN
CUSTOMER SERVICE EXECUTIVE


SEAN GRADY

GRAPHIC DESIGNER, CREATIVE SERVICES


LEAH HENDRICKSON

ASSISTANT, NEW MEDIA


ASHLEY HINTON

MANAGER, COMMUNITY RELATIONS


BRIAN HOWE

MANAGER, EVENTS MARKETING


T.R. JOHNSON

MANAGER, CUSTOMER SERVICE


SEAN KEEFER

ACCOUNT EXECUTIVE, CORPORATE SPONSORSHIPS


KAYLA KINDRED

COORDINATOR, SPONSORSHIPS AND MARKETING


KYLEEN KING

MANAGER, HUMAN RESOURCES


KEVIN LECLAIR

CUSTOMER SERVICE EXECUTIVE


ANDREW LEFEVOUR

FINANCE ANALYST


LEANNE MAYVILLE

COORDINATOR, HUMAN RESOURCES AND OFFICE ADMINISTRATION


SPENCER MONTGOMERY

COORDINATOR, YOUTH HOCKEY


LAUREN O'BRIEN

ASSISTANT, COMMUNITY RELATIONS


SHANNON PYRZ

CUSTOMER SERVICE EXECUTIVE


ELIZABETH QUEEN

MANAGER, CHARITABLE PARTNERSHIPS


KATHIE RAIMONDI

SENIOR CUSTOMER SERVICE EXECUTIVE



ANDY ROAN
SENIOR ACCOUNT EXECUTIVE



SHILPA RUPANI
SENIOR CUSTOMER SERVICE EXECUTIVE



JOHN SANDBERG
SENIOR MANAGER, CREATIVE SERVICES
AND BRANDING



JILLIAN SMITH
COORDINATOR, SPECIAL PROJECTS/
SENIOR EXECUTIVE MANAGEMENT



KELLY SMITH
MANAGER, CLIENT SERVICES



ANTHONY STEFANI
ASSISTANT, CORPORATE SPONSORSHIPS



JAKE TUTON
ACCOUNT EXECUTIVE, TICKET SALES



BOB VERDI
TEAM HISTORIAN



PATRICIA WALSH
PAYROLL MANAGER



ANNA WARNER
ASSISTANT, CHARITABLE PARTNERSHIPS



GREG ZINSMEISTER
SENIOR ACCOUNT EXECUTIVE



NICK ZOMBOLAS
SENIOR ACCOUNT EXECUTIVE,
GROUP SALES



JOEL QUENNEVILLE

HEAD COACH

Joel Quenneville is in his seventh season with the Blackhawks after being named the 37th Head Coach in franchise history on Oct. 16, 2008. He coached the team to the 2010 and 2013 Stanley Cup championships.

In Quenneville's 454 regular-season games behind the Blackhawks bench, the team has compiled a record of 268-127-59. His regular-season points percentage of .655 is the best in Chicago franchise history, while his .606 postseason winning percentage (57-37) is the highest for a Blackhawks coach since 1940.

Quenneville has been a proven winner throughout his coaching career, posting a 706-410-177 record over parts of 17 years as a Head Coach in the NHL, including eight years with the St. Louis Blues (1996-2004) and three with the Colorado Avalanche (2005-08). His 706 wins lead active head coaches and rank third in NHL history, while his 1,293 games behind the bench also lead active head coaches and rank eighth all-time. Quenneville became the third head coach in NHL history to reach the 700-win plateau when he guided Chicago to a 4-0 win over the St. Louis Blues on March 19, 2014, at the United Center, reaching the milestone in the second-fewest number of games (S. Bowman). The Windsor, Ontario, native has guided 14 of his 16 teams to the postseason, which includes reaching at least the second round on 11 occasions.

One of only two men in the history of the NHL to have played in 800 or more games and coached 1,000 or more games (J. Lemaire), Quenneville has notched at least 40 wins in 10 of his 11 full seasons as a Head Coach, which includes a career-best 52 victories with Chicago in 2009-10. During the 1999-2000 season he guided St. Louis to a career-best and franchise-record 113 points, as the team captured the Presidents' Trophy with the league's best record. He is the winningest coach in Blues history, having compiled a 307-191-95 record at that post. Quenneville was awarded the 2000 Jack Adams Trophy as the league's top coach and also served as the Head Coach of Team Staal at the 2011 NHL All-Star Game and the North American All-Stars at the 2001 NHL All-Star Game.

Quenneville was selected by the Toronto Maple Leafs in the second round (21st overall) of the 1978 NHL Entry Draft. He spent 13 seasons as an NHL defenseman, netting 54 goals, 136 assists and 705 penalty minutes in 803 career games with the Toronto Maple Leafs (1979-80), Colorado Rockies (1980-82), New Jersey Devils (1982-83), Hartford Whalers (1983-90) and Washington Capitals (1990-91).

NHL HEAD COACHING RECORD

SEASON	CLUB	LEAGUE	REGULAR SEASON					PLAYOFFS					SEASON NOTES
			GC	W	L	T/OT	PCT	GC	W	L	T/OT	PCT	
1996-97	St. Louis	NHL	40	18	15	7	.538	6	2	4	-	.333	Lost in first round
1997-98	St. Louis	NHL	82	45	29	8	.598	10	6	4	-	.600	Lost in second round
1998-99	St. Louis	NHL	82	37	32	13	.530	13	6	7	-	.462	Lost in second round
1999-2000	St. Louis	NHL	82	51	19	12	.695	7	3	4	-	.429	Lost in first round
2000-01	St. Louis	NHL	82	43	22	17	.628	15	9	6	-	.600	Lost in conf. final
2001-02	St. Louis	NHL	82	43	27	12	.598	10	5	5	-	.500	Lost in second round
2002-03	St. Louis	NHL	82	41	24	17	.604	7	3	4	-	.429	Lost in first round
2003-04	St. Louis	NHL	61	29	23	9	.549	-	-	-	-	-	(replaced midseason)
2005-06	Colorado	NHL	82	43	30	9	.579	9	4	5	-	.444	Lost in second round
2006-07	Colorado	NHL	82	44	31	7	.579	-	-	-	-	-	Did Not Qualify
2007-08	Colorado	NHL	82	44	31	7	.579	10	4	6	-	.400	Lost in second round
2008-09	CHICAGO	NHL	78	45	22	11	.647	17	9	8	-	.529	Lost in conf. final
2009-10	CHICAGO	NHL	82	52	22	8	.683	22	16	6	-	.727	Won Stanley Cup
2010-11	CHICAGO	NHL	82	44	29	9	.591	7	3	4	-	.429	Lost in first round
2011-12	CHICAGO	NHL	82	45	26	11	.616	6	2	4	-	.333	Lost in first round
2012-13	CHICAGO	NHL	48	36	7	5	.802	23	16	7	-	.696	Won Stanley Cup
2013-14	CHICAGO	NHL	82	46	21	15	.652	19	11	8	-	.579	Lost in conf. final
NHL TOTALS			1,293	706	410	177	.614	181	99	82	-	.547	

LEADERSHIP

PLAYERS

2013-14

OPPONENTS

TRADITION

RECORDS

PLAYOFFS

HISTORY

MINORS

NHL

MEDIA



KEVIN DINEEN
ASSISTANT COACH

Kevin Dineen is in his first season as an Assistant Coach for the Blackhawks after being named to the coaching staff on July 14, 2014.

The Quebec City, Quebec, native most recently led the Canadian women's national team to a gold medal at the 2014 Winter Olympics in Sochi, Russia. Prior to his work with Team Canada, he served as Head Coach of the Florida Panthers from 2011 to 2013, helping the club win the Southeast Division for the first time in franchise history in 2011-12. Dineen also served as Head Coach for the American Hockey League's Portland Pirates from 2005 to 2011,

winning the AHL's Coach of the Year award in 2005-06.

Before his coaching career, Dineen played 19 NHL seasons from 1984 to 2003, posting 760 points (355G, 405A) in 1,188 career games with Hartford, Philadelphia, Carolina, Ottawa and Columbus. He added 41 points (23G, 18A) in 59 career Stanley Cup Playoffs games with Hartford, Philadelphia and Carolina. He appeared in two NHL All-Star Games (1988, 1989) and led the league in game-winning goals twice (1985-86, 1986-87).

Dineen represented Canada in international competition six times, winning a silver medal at the 1985 and 1989 World Championships. He also played for Canada at the 1984 Winter Olympics and 1987 and 1993 World Championships.

Dineen and his wife, Annie, have four children: Hannah, Emma, William and Dedan.



MIKE KITCHEN
ASSISTANT COACH

Mike Kitchen is in his fifth season as an Assistant Coach for the Blackhawks after being named to the coaching staff on July 12, 2010. Kitchen captured his first Stanley Cup on June 24, 2013.

The Newmarket, Ontario, native previously spent three seasons as an Assistant Coach with the Florida Panthers (2007-10). He also served as the Head Coach of the St. Louis Blues for three seasons (2004-06) and led the club to a postseason berth in 2004. Prior to that, Kitchen served as an Assistant Coach with the Blues from 1998 to 2003, all under Joel Quenneville, St. Louis' Head Coach at the time. They led the Blues to a franchise-record 114 points in 1999-2000 while earning the Presidents' Trophy, and together the two have never missed the playoffs.

Kitchen also spent nine seasons as an Assistant Coach with the Toronto Maple Leafs (1990-98), helping the club reach the postseason five times, including two appearances in the conference finals. He played eight seasons in the National Hockey League as a defenseman, collecting 74 points (12G, 62A) and 370 penalty minutes in 474 regular-season games with the Colorado Rockies (1976-82) and New Jersey Devils (1982-84). Kitchen and Quenneville were teammates in Colorado and New Jersey from 1979 to 1983.

Kitchen and his wife, Jill, have two daughters, Amy and Megan.

LEADERSHIP

PLAYERS

2013-14

OPPONENTS

TRADITION

RECORDS

PLAYERS

HISTORY

MINORS

NHL

MEDIA



JIMMY WAITE

GOALTENDING COACH

Jimmy Waite is in his first season as Goaltending Coach for the Blackhawks after being named to the coaching staff on July 7, 2014.

The Sherbrooke, Quebec, native previously spent three seasons as the Goaltending Coach for the Chicoutimi Saguenéens (2011-14) of the Quebec Major Junior Hockey League.

Prior to his coaching career, Waite enjoyed a 22-year professional playing career from 1988 to 2010. Originally selected by the Blackhawks in the first round (eighth overall) of the 1987 National Hockey League Draft, he appeared in 58 games with Chicago over parts of eight seasons (1988-97). Waite appeared in 106 career NHL games with the Blackhawks, San Jose Sharks and Arizona (Phoenix) Coyotes from 1988 to 1999. He spent the last nine seasons of his playing career in the Deutsche Eishockey Liga (DEL) in Germany.

Before his professional career, Waite played junior hockey with Chicoutimi in the QMJHL and helped lead Canada to a gold medal at the 1988 World Junior Championship.

He is the younger brother of former Blackhawks goaltending coach Stephane Waite.



PAUL GOODMAN

STRENGTH AND CONDITIONING COACH

Paul Goodman is in his seventh season with the Blackhawks after being named Strength and Conditioning Coach in June 2008.

Goodman, 39, joined the Blackhawks after serving six years as Head Strength and Conditioning Coach at the University of Vermont. In 2006, the National Strength and Conditioning Association (NSCA) named Goodman the State/Provincial Director of the Year, and he also was a finalist for the NSCA's College Strength and Conditioning Professional of the Year award. In addition to UVM, Goodman also spent time with USA Women's Hockey and the New York Rangers.

Goodman is a 1996 graduate of the University of Wisconsin, and he received his master's degree in 2002 while serving as a member of the Badgers' strength and conditioning staff.

As the Strength and Conditioning Coach, Goodman is responsible for the development of all players within the organization by preparing on- and off-ice training regimens during the season and in the offseason. Through the creation of blackhawkstrength.com, Goodman is able to track individual player performance and progress throughout all club affiliates, as well as prospects and draft picks from all over the world. He also works in conjunction with the sports medicine staff by assisting in the rehabilitation process for injured athletes.

Paul and his wife, Susan, and son, Grant, currently reside in the western suburbs.

LEADERSHIP

PLAYERS

2013-14

OPPONENTS

TRADITION

RECORDS

PLAYOFFS

HISTORY

MINORS

NHL

MEDIA



MATT MEACHAM

VIDEO COACH

Matt Meacham is in his second season as the Blackhawks Video Coach after being named to the position on Aug. 16, 2013.

Meacham joined the organization after spending six seasons with the Binghamton Senators of the American Hockey League, most recently as the club's Video Coach/Hockey Administrator. Meacham's main duties included pre-scouting upcoming opponents, analyzing game tape and producing gameday preparation videos. He also handled processing the Senators' day-to-day transactions with the league office.

The Massena, N.Y., native graduated from SUNY Cortland in 2008 and played two professional seasons with the United Hockey League's Elmira Jackals and the Southern Professional Hockey League's Jacksonville Barracudas.

Meacham and his wife, Lindsay, reside in Chicago.



KEVIN DELANEY

SKATING AND SKILLS DEVELOPMENT

Kevin Delaney is in his fourth season with the Blackhawks, specializing in skating and skills development, after being named to the position in August 2011.

A lifelong hockey player and coach, he is the founder of Delaney Hockey, one of the top programs in Illinois for developing youth, high school, junior, college and pro hockey talent. Delaney has held numerous coaching positions at the youth hockey level, earning distinctions with the Loyola Academy girls' team by winning back-to-back state championships in 2003 and 2004. He was named Blackhawk Alumni Billy Reay Coach of the

Year in 2005.

In addition to coaching, Delaney also worked as a player/instructor with the American Hearing Impaired Hockey Association (AHIHA). He graduated from Lake Forest College in 1992.



ANDREW ALLEN

DEVELOPMENTAL GOALTENDING COACH

Andrew Allen is in his fourth season as Developmental Goaltending Coach for the Chicago Blackhawks after being named to the position on Aug. 9, 2011.

Prior to joining the organization, Allen served as the Goaltending Coach for St. Lawrence University (ECAC) and as national team Goaltending Coach and Development Consultant for the Japanese Ice Hockey Federation. The Vankleek Hill, Ontario, native spent five seasons as a goaltender in professional hockey in the ECHL and AHL, winning the 2005 ECHL Kelly Cup with Trenton.

Allen spent four seasons at the University of Vermont, where he was a teammate of Blackhawks forward Patrick Sharp during his senior campaign.



MIKE GAPSKI

HEAD ATHLETIC TRAINER

Mike Gapski is in his 28th year with the Chicago Blackhawks. A Chicago native, Gapski fulfilled a lifelong dream of working for his hometown NHL team when he earned the Blackhawks Head Athletic Trainer position in 1987. On Nov. 23, 2013, Gapski worked his 2,000th NHL game against the Vancouver Canucks.

A graduate of Chicago's St. Rita High School, Gapski attended Daley Junior College before receiving an undergraduate degree in physical education with honors from the University of Illinois-Chicago in 1982. He stayed at UIC for five years, serving as assistant athletic trainer for three years and head trainer for the final two years. While at UIC he provided athletic healthcare coverage for all of the Flames sports teams, and in 2011 UIC awarded him a Lifetime Achievement Award. Gapski was honored to serve as athletic trainer for the 1991 and 2003 NHL All-Star Games and for Team Canada at the 1991 Canada Cup.

Mike is a certified member of the National Athletic Trainers' Association. His hobbies include cooking and gardening. Mike and his wife, Lynne, have four children, Michael, Steven, Gillian and Ryan, and reside in the southern suburbs.



PAWEŁ PRYLINSKI

MASSAGE THERAPIST

Paweł Prylinski is in his 22nd year with the Blackhawks. A native of Kalisz, Poland, he earned his Master's Degree at the Academy of Physical Education in Poznań, Poland, majoring in education while minoring in coaching and therapeutic massage. Prylinski moved to Chicago in 1981 and earned his professional certification at the Chicago School of Massage Therapy.

Prylinski joined the Blackhawks in 1991 and became only the fourth such therapist on an NHL club. Prior to joining the Blackhawks, he was a massage therapist at a Chicago health club and also had a successful private practice. Prylinski and his wife, Trisha, have two children,

Gabriela and Ryan, and reside in the western suburbs.



JEFF THOMAS

ASSISTANT ATHLETIC TRAINER

Jeff Thomas is in his 12th season with the Chicago Blackhawks as Assistant Athletic Trainer after joining the organization in 2003. He previously served as Intern-Assistant Athletic Trainer with the National Basketball Association's Atlanta Hawks during the 2002-03 season.

A native of the Pacific Northwest, Thomas began his career as a summer athletic training intern with the National Football League's San Francisco 49ers and Seattle Seahawks. In the 1999-2000 season, Thomas also served as seasonal athletic training intern for the Chicago Bears.

Thomas holds degrees from Oregon State University and Syracuse University.

LEADERSHIP

PLAYERS

2013-14

OPPONENTS

TRADITION

RECORDS

PLAYOFFS

HISTORY

MINORS

NHL

MEDIA

MEDICAL STAFF

LEADERSHIP

PLAYERS

2013-14

OPPONENTS

TRADITION

RECORDS

PLAYERS

HISTORY

MINORS

NHL

MEDIA



MICHAEL A. TERRY, M.D.
HEAD TEAM PHYSICIAN, ORTHOPAEDICS



WILLIAM HARPER, M.D.
LEAD TEAM INTERNAL MEDICINE
PHYSICIAN



BRADLEY MERK, M.D.
TEAM PHYSICIAN, ORTHOPAEDICS



ANGELO COSTAS, M.D.
TEAM PHYSICIAN, INTERNAL MEDICINE



ARI LEVY, M.D.
TEAM PHYSICIAN, INTERNAL MEDICINE



GEORGE CHIAMPAS, D.O.
TEAM PHYSICIAN, EMERGENCY MEDICINE



RUSS BAER, D.D.S.
TEAM DENTIST



MARTIN MARCUS, D.D.S.
TEAM DENTIST



MICHAEL MARCUS, D.D.S.
TEAM DENTIST



JAMES F. GARY, L.C.P.C.
MENTAL SKILLS COACH



JULIE BURNS, M.S., R.D., C.C.N.
NUTRITIONIST



BRIAN ALLEN, D.C.
CHIROPRACTOR



STUART YOSS, D.C.
CHIROPRACTOR

NOT PICTURED

ANDREW C. JOY, L.M.H.C.
MENTAL SKILLS COACH



TROY PARCHMAN


EQUIPMENT MANAGER

Troy Parchman is in his 20th year with the Chicago Blackhawks after joining the organization in 1994. A native of Moose Jaw, Saskatchewan, Parchman has more than 29 years of equipment management experience. He served as Equipment Manager for the University of Saskatchewan football and hockey teams from 1982-88, while earning undergraduate degrees in physical education and sociology.

From 1988 to 1994, Parchman served as Equipment Manager for the Canadian national hockey team, where he worked consecutive World Championships from 1991 to 1994.

Parchman has received numerous professional honors, such as being selected to provide equipment management services for the Canadian hockey squad at the 1992 and 1994 Winter Olympic Games, as well as the 2003 NHL All-Star Game and 2004 World Championship.

He and his wife, Whitney, have a son, Evan, and reside in the suburbs.



CLINTON REIF

ASSISTANT EQUIPMENT MANAGER

Clinton Reif is in his ninth season with the Chicago Blackhawks equipment staff and his sixth as Assistant Equipment Manager.

Before joining the Blackhawks in the 2005-06 season, Reif spent one season with the American Hockey League's Chicago Wolves. Earlier, Reif spent two seasons with the Orlando Seals (AHL), Orlando Solar Bears (IHL) and Fort Wayne Komets (IHL) and one season with the Mobile Mystics (ECHL).

Reif and his wife, Kelly, reside in the western suburbs and have four children: three daughters, Florence, Aislynn and Colette; and a son, C.J.



JIM HEINTZELMAN

EQUIPMENT ASSISTANT

Jim Heintzelman is in his sixth season as Blackhawks Equipment Assistant after being named to the position in July 2009.

Before joining the Blackhawks, Heintzelman spent two seasons as the head equipment manager with the team's American Hockey League affiliate in Rockford. He arrived in Rockford after spending 10 seasons with the AHL's Grand Rapids Griffins.



JEFF UYENO

EQUIPMENT ASSISTANT

Jeff Uyeno is in his first season as Blackhawks Equipment Assistant after being named to the position on July 1, 2014.

LEADERSHIP

PLAYERS

2013-14

OPPONENTS

TRADITION

RECORDS

PLAYOFFS

HISTORY

MINORS

NHL

MEDIA



TED DENT

HEAD COACH

Ted Dent enters his fourth season as Head Coach of the American Hockey League's Rockford IceHogs and his ninth overall campaign as a coach for the Blackhawks' AHL affiliate, which includes eight seasons in Rockford. During his first three seasons as Head Coach of the IceHogs, Dent helped guide the club to a 112-95-9-12 (.537) record.

Dent has been instrumental in helping develop 48 players who were called up from Rockford to Chicago during the past seven seasons, including current Stanley Cup-winning Blackhawks Bryan Bickell, Corey Crawford, Niklas Hjalmarsson, Andrew Shaw, Brandon Saad, Ben Smith and Kris Versteeg. Six players skated for both the IceHogs and Blackhawks in 2012-13 and helped Chicago earn the organization's second Stanley Cup in four seasons. Overall, 17 former IceHogs have their names engraved on the Stanley Cup after playing under Dent in Rockford. Last season, three IceHogs players made their NHL debuts with Chicago, and a total of nine skaters saw time with the parent club.

Working alongside former head coaches Mike Haviland and Bill Peters from 2006 to 2011, the IceHogs posted a regular-season record of 216-145-17-22 and qualified for the Calder Cup playoffs in four of five seasons.

Prior to joining the Blackhawks organization, Dent was the Head Coach of the ECHL's Columbia Inferno for the 2005-06 season. During the 2004-05 campaign, Dent was an Assistant Coach with the ECHL Kelly Cup champion Trenton Titans.

Dent played parts of four seasons in professional hockey. His top season came in 1993-94, when he potted 84 points in 67 games with the ECHL's Johnstown Chiefs. In 194 career games at the professional level, Dent totaled 198 points.

Dent played his college hockey at St. Lawrence University, graduating with a B.S. in sports management in 1992. During his time at St. Lawrence, the Saints won the ECAC Championship in 1989 and 1992, advancing to the NCAA tournament both seasons.

After Dent's playing career ended, he worked with the Washington Capitals as a Video Coordinator from 1999 to 2004. In this role, Dent was responsible for pre-scouting upcoming opponents, working closely with the assistant coaches on the penalty kill and preparing and breaking down video for system meetings.

Dent and his wife, Katherine, have three children: Dylan, Morgan and Paige.



MARK OSIECKI

ASSOCIATE COACH

Mark Osiecki is in his second season with the Rockford IceHogs and his first as Associate Coach; he was appointed to the position of Assistant Coach on July 9, 2013.

Osiecki most recently served as Head Coach at The Ohio State University from 2010 to 2013, where he posted a 46-50-16 record. Prior to joining OSU, Osiecki spent six seasons as an Assistant Coach at the University of Wisconsin (2004-10), seven seasons as Head Coach and General Manager of the United States Hockey League's Green Bay Gamblers (1997-04) and one season as an Assistant Coach at the University of North Dakota (1996-97).

The Burnville, Minn., native has also held various coaching titles with USA Hockey, including with the 2010, 2011 and 2013 World Junior Championship squads, earning two gold medals (2010, 2013) and one bronze medal (2011). Osiecki will serve as Head Coach of Team USA for the 2015 World Junior Championship.


Osiecki appeared in 93 career National Hockey League games with Calgary, Ottawa, Winnipeg and Minnesota from 1991 to 1993. He also spent parts of five seasons with Salt Lake, Kalamazoo, Detroit and Minnesota of the International Hockey League (1990-95). Osiecki represented the United States at the 1992 World Championship, appearing in six games during the tournament.



ADAM GILL
VIDEO COACH



SHANE LAWSON
STRENGTH AND CONDITIONING COACH



D.J. JONES, M.S., A.T.C.
HEAD ATHLETIC TRAINER



RUSS HOLDEN
HEAD EQUIPMENT MANAGER



BRIAN SCHMIDT
ASSISTANT EQUIPMENT MANAGER

LEADERSHIP

PLAYERS

2013-14

OPPONENTS

TRADITION

RECORDS

PLAYOFFS

HISTORY

MINORS

NHL

MEDIA

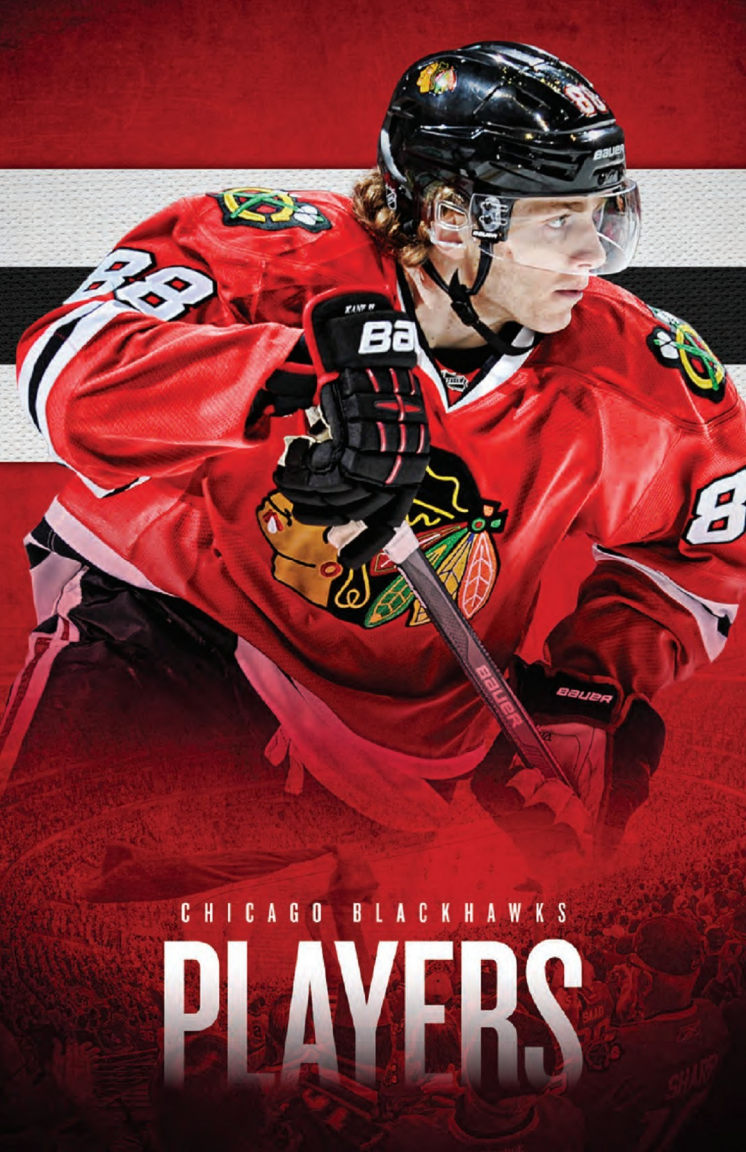


THE **MOST**
BLACKHAWKS
GAMES.

THE **MOST**
COVERAGE.



Facebook.com/CSNChicago



CHICAGO BLACKHAWKS

PLAYERS

BRYAN BICKELL

LEFT WING • 29


SHOOTS: **LEFT**

HEIGHT: **6'4"** WEIGHT: **233**

BIRTHDATE: **MARCH 9, 1986**

BIRTHPLACE: **BOWMANVILLE, ONTARIO**

HOMETOWN: **ORONO, ONTARIO**



DRAFT POSITION

Blackhawks' second-round selection (41st overall) in the 2004 National Hockey League Draft.

CAREER HIGHLIGHTS

Recorded NHL career highs in goals (17), assists (20) and points (37) in the 2010-11 regular season ... Set an NHL career-long six-game point streak (4G, 3A) from Dec. 13-26, 2010 ... Logged a career-high 19:32 of ice time on Oct. 22, 2011 vs. COL ... Compiled a career-long four-game goal streak (4G) from Oct. 19-26, 2013 ... Tallied postseason career highs in goals (9), assists (8) and points (17) in 2013 ... Won the Stanley Cup in 2010 and 2013 with Chicago.

CAREER

2013-14: Tallied 15 points (11G, 4A) in 59 regular-season games with Chicago ... Skated in a season-high 18:26 of ice time on Oct. 5 vs. TBL ... Scored goals in a career-long four straight games (4G) from Oct. 19-26 ... Tallied his 100th career point (G) on Feb. 3 at LAK ... Scored his 50th NHL goal on March 6 vs. CBJ ... Recorded a season-high seven penalty minutes on March 18 at PHI ... Posted a season-high five shots on goal on April 4 at CBJ ... Missed 20 games due to injury (Nov. 21-Dec. 15, March 21-30) ... Recorded 10 points (7G, 3A) in 19 Stanley Cup Playoffs games ... Ranked third on the team in goals ... Ranked third in the NHL with a team-high 80 hits ... Equaled a postseason career-long five-game point streak (5G, 3A) from April 23-May 4 ... Tallied a playoff career-best six shots on goal on April 27 vs. STL ... Set a postseason career high with three points (1G, 2A) on May 4 vs. MIN. **2012-13:** Split the season between Chicago and Orlie Znojmo of the Austrian League ... Shared sixth on Chicago with 23 points (9G, 14A) in 48 regular-season games ... Posted a career-best +12 plus/minus rating ... Matched a career-high three assists on March 16 at DAL ... Netted a career-best two goals on March 5 vs. MIN ... Paced the club with 108 hits ... Posted a season-long three-game point streak (2G, 1A) from April 4-7 ... Ranked second on Orlie Znojmo with 27 points in 28 regular-season games ... Shared the team lead with 18 assists ... Notched four assists on Oct. 19 ... Set career highs in every statistical category in 23 playoff games en route to the 2013 Stanley Cup championship ... Ranked second on the club and fifth in the league with 17 points ... Shared second on the team with nine goals, including two game-winning goals ... Paced the club with 85 hits ... Ranked fifth in the NHL with a team-high eight road points and ranked second in the league with club-best five road goals ... Set a postseason career-long five-game point streak (5G, 4A) from June 1-8 ... Posted nine hits in a career-high 28:18 of ice time in Game 1 of the Stanley Cup Final vs. BOS on June 12 ... Notched the game-tying goal with 1:16 remaining in the third period of Game 6 of the Stanley Cup Final at BOS on June 24. **2011-12:** Registered 24 points (9G, 15A) in 71 regular-season contests with the Blackhawks ... Paced club forwards and ranked second on the team with 128 hits ... Notched two multi-point outings, registering two points (1G, 1A) vs. MTL on Dec. 21 and an NHL career-best three points (1G, 2A) on March 18 vs. WSH ... Recorded four points (2G, 2A) over a season-long four-game point streak from Oct. 8-18 ... Posted a career-high 7 SOG on March 31 at NSH ... Logged a regular-season career-high 19:32 of ice time vs. COL on Oct. 22 ... Shared the team lead with two goals in six postseason appearances in the Western Conference Quarterfinals vs. ARI ... Paced Blackhawks skaters with 32 hits ... Netted his first career multi-point playoff game with a power-play goal and his first NHL overtime tally (regular and postseason) in Game 2 on April 14. **2010-11:** Recorded NHL career highs in almost every statistical category in 78 regular-season games in his first full NHL campaign ... Ranked ninth among NHL rookies with a career-best 17 goals and shared 12th with 37 points ... Matched a professional career high with 20 assists ... Finished with 178 hits, second among club forwards ... Posted four multi-point efforts,



CAREER HIGHS

SOG	7	TWICE
GOALS	2	MIN 03/05/13
ASSISTS	3	@ DAL 03/16/13
POINTS	3	TWICE
PIM	17	CGY 12/18/11

BICKELL VS. NHL

	GP	G	A	PTS	PIM
ANA	14	2	0	2	7
ARI	12	3	2	5	6
BOS	4	1	0	1	0
BUF	4	0	1	1	0
CGY	14	1	2	3	19
CAR	3	1	1	2	2
COL	16	4	2	6	18
CBJ	19	5	7	12	9
DAL	12	2	7	9	4
DET	24	3	2	5	4
EDM	13	3	1	4	6
FLA	4	1	1	2	0
LAK	13	1	2	3	2
MIN	15	4	1	5	6
MTL	4	1	1	2	0
NSH	22	6	6	12	8
NJD	4	1	0	1	0
NYI	3	0	1	1	4
NVR	4	0	1	1	0
OTT	3	1	0	1	0
PHI	3	0	0	0	12
PIT	3	2	0	2	4
SJS	15	1	2	3	18
STL	21	3	7	10	9
TBL	5	1	1	2	0
TOR	3	2	1	3	2
VAN	13	1	2	3	6
WSH	4	1	2	3	2
WPG	5	0	1	1	0
TOTAL	279	51	54	105	148

CAREER (CONT.)

all consisting of one goal and one assist ... Fired a career-high 7 SOG on March 5 at MTL ... Set an NHL career-long six-game point streak from Dec. 13-26 (4G, 3A), including a three-game goal streak (3G) from Dec. 13-17 ... Posted the first multi-point game of his NHL career with two points (1G, 1A) on Dec. 8 vs. DAL ... Missed one game due to injury (March 17) ... Recorded four points (2G, 2A) in five games vs. VAN in the 2011 WCOF ... Tallied two points (1G, 1A) in Game 4 on April 19. **2009-10:** Posted four points (3G, 1A) in 16 regular-season contests with the Blackhawks ... Netted the GWG in a 1-0 win at VAN on Nov. 22 for his first goal of the season ... Recorded one assist and 2 PIM in four contests in his Stanley Cup Playoffs debut ... Registered his first NHL postseason point (1A) in Game 4 of the WCOF on April 22 at NSH ... Ranked fifth on the American Hockey League's Rockford IceHogs with 16 goals and added 15 assists in 65 games ... Tallied a season-high three points (1G, 2A) on Feb. 3 vs. Grand Rapids. **2008-09:** Limited to just 42 regular-season games with Rockford due to injury ... Notched 14 points (6G, 8A) and 60 PIM with the IceHogs ... Picked up a pair of assists in four playoff games with Rockford. **2007-08:** Held scoreless and posted 2 PIM in four games with the Blackhawks ... Ranked third on Rockford with 19 goals and sixth with 20 assists and 39 points, all professional career highs, in 73 regular-season contests ... Shared fourth on the club with six power-play goals ... Recorded professional career highs with four points (2G, 2A) and a +5 rating on April 5 vs. San Antonio, one of five multi-point outings on the season ... Posted a career-long six-game point streak (2G, 4A) from Dec. 15-26 ... Posted three assists and five points in 12 Calder Cup Playoffs games, including two assists and three points on May 3 vs. Chicago. **2006-07:** Made his NHL debut, notching his first two career goals in three tilts with the Blackhawks ... Recorded a goal in his debut on April 5 vs. DET in a 3-2 shootout win ... Netted his second goal in his third outing on April 8 at DAL ... Notched 10 goals, 15 assists, 25 points and 66 PIM in 48 contests with the AHL's Norfolk Admirals ... Dished out an AHL career-high three assists in his first professional contest on Oct. 14 vs. Springfield ... Started his professional career with points in four straight games (2G, 6A) ... Matched a season high with three points (1G, 2A) on Jan. 13 vs. Albany. **2005-06:** Split his final junior season with the Ottawa 67's and Windsor Spitfires of the Ontario Hockey League, tallying a junior career-best 83 points (45G, 38A) in 67 regular-season games combined ... Led Windsor with 17 goals ... Ranked second in assists (16) and points (33) in 26 contests ... Paced the Spitfires with five goals and ranked second with 10 points in seven playoff outings ... Ranked third on the club in goals (28) and fifth in points (50). **2004-05:** Ranked sixth on Ottawa with 54 points (22G, 32A) ... Tied for fifth with an OHL career-high 95 PIM ... Helped the 67's to the OHL Final and a berth in the Memorial Cup with 12 assists, 17 points and 32 PIM in 21 postseason contests. **2003-04:** Shared third on Ottawa with 20 goals and ranked ninth with 36 points in 58 regular-season contests ... Tallied three goals and racked up 11 PIM in seven playoff outings. **2002-03:** Made his OHL debut, totaling seven goals and 17 points in 50 regular-season outings, both third-best among Ottawa rookies ... Recorded eight points (5G, 3A) and 12 PIM in 20 postseason tilts to help Ottawa reach the OHL Final.

CAREER STATISTICS

SEASON	TEAM	LEAGUE	REGULAR SEASON							PLAYOFFS					
			GP	G	A	PTS	+/-	PIM		GP	G	A	PTS	+/-	PIM
2000-01	Toronto	GTHL	68	24	26	50	-	20		5	3	1	4	0	4
2001-02	Toronto	GTHL	65	31	41	72	-	76		2	2	2	4	0	0
2002-03	Ottawa	OHL	50	7	10	17	11	4		20	5	3	8	8	12
2003-04	Ottawa	OHL	59	20	16	36	-9	76		7	3	0	3	-1	11
2004-05	Ottawa	OHL	66	22	32	54	12	95		21	5	12	17	3	32
	Ottawa	M-CUP	4	0	1	1	-	4		-	-	-	-	-	-
2005-06	Ottawa	OHL	41	28	22	50	6	41		-	-	-	-	-	-
	Windsor	OHL	26	17	16	33	13	19		7	5	5	10	-2	10
2006-07	CHICAGO	NHL	3	2	0	2	1	0		-	-	-	-	-	-
	Norfolk	AHL	48	10	15	25	14	66		2	0	0	0	-2	0
2007-08	CHICAGO	NHL	4	0	0	0	-1	2		-	-	-	-	-	-
	Rockford	AHL	73	19	20	39	1	52		12	2	3	5	2	11
2008-09	Rockford	AHL	42	6	8	14	8	60		4	0	2	2	-1	4
2009-10	CHICAGO	NHL	16	3	1	4	4	5		4	0	1	1	3	2
	Rockford	AHL	65	16	15	31	-6	58		-	-	-	-	-	-
2010-11	CHICAGO	NHL	78	17	20	37	6	40		5	2	2	4	4	0
2011-12	CHICAGO	NHL	71	9	15	24	-3	48		6	2	0	2	-1	4
2012-13	Znojmo Orli HC	Aust.	28	9	18	27	-	14		-	-	-	-	-	-
	CHICAGO	NHL	48	9	14	23	12	25		23	9	8	17	11	14
2013-14	CHICAGO	NHL	59	11	4	15	-6	28		19	7	3	10	1	8
NHL TOTALS			279	51	54	105	13	148		57	20	14	34	18	28

LEADERSHIP

PLAYERS

2013-14

OPPONENTS

TRADITION

RECORDS

PLAYOFFS

HISTORY

MINORS

NHL

MEDIA

COREY CRAWFORD

GOALTENDER • 50

CATCHES: **LEFT**

HEIGHT: **6'2"** WEIGHT: **208**

BIRTHDATE: **DEC. 31, 1984**

BIRTHPLACE: **MONTREAL, QUEBEC**

HOMETOWN: **CHÂTEAUGUAY, QUEBEC**



DRAFT POSITION


Blackhawks' second-round selection (52nd overall) in the 2003 National Hockey League Draft.

CAREER HIGHLIGHTS

Notched a career-best 1.94 goals-against average and .926 save percentage in 30 games during the 2012-13 regular season ... Posted career bests with 33 wins and four shutouts in 2010-11 ... Tied a Blackhawks rookie record with eight straight wins from Feb. 20-March 5, 2011 ... Combined with Ray Emery to win the 2013 William M. Jennings Trophy as the goaltenders on the club allowing the fewest goals in the NHL during the regular season ... Registered postseason career highs with a 16-7 record, 1.84 GAA and .932 SV% in 23 games during the 2013 Stanley Cup Playoffs ... Holds the franchise record for minutes in a single playoff season (1,504) ... Named to the 2010-11 All-Rookie team ... Won the 2013 Stanley Cup with Chicago.

CAREER

2013-14: Posted a 32-16-10 record, 2.26 GAA and .917 SV% in 59 games (56 starts) with Chicago, marking his third career 30-win season ... Shared 10th among NHL goaltenders in wins ... Made a season-high 40 saves on 42 shots on Jan. 5 vs. SJS ... Recorded his first shutout of the season on Feb. 5 at ANA, stopping all 29 shots he faced ... Notched two four-game win streaks (Nov. 6-14, Nov. 21-29) ... Collected his 100th career victory on Nov. 29 at DAL, becoming the eighth netminder in franchise history to reach the 100-win mark with the Blackhawks ... Tallied an assist on Oct. 5 vs. TBL ... Missed 10 games due to injury (Dec. 10-30) ... Posted an 11-8 record in 19 Stanley Cup Playoffs games ... Compiled a 2.53 GAA and .912 SV% ... Turned aside all 34 shots he faced on April 21 vs. STL for his third career postseason shutout ... Stopped 25 of 26 shots on May 18 vs. LAK for his 30th career playoff victory ... His 30 wins in 50 career postseason games shares second among active goaltenders (M. Brodeur) as the quickest to reach that mark. **2012-13:** Combined with netminder Ray Emery to win their first William M. Jennings Trophy as the goaltenders on the club allowing the fewest goals in the NHL during the 2012-13 season ... Posted a 19-5-5 record in 30 games played (28 starts), with a 1.94 GAA, .926 SV% and three shutouts ... Ranked third in the league in GAA and fifth in SV% (min. 10 GS) ... Shared second in the NHL with 11 road wins ... Notched his first shutout of the season on Feb. 10 at NSH, posting 17 saves ... Made a season-high 33 saves on March 31 vs. DET ... Missed three games due to injury (Feb. 15-22) ... Registered career highs in nearly every statistical category in 23 postseason games en route to the 2013 Stanley Cup championship ... Posted a 16-7 record ... Set a franchise record for minutes in a single playoff season (1,504) ... Paced the NHL with a 1.84 GAA (min. 3 GP) and notched a .932 SV% ... Recorded his second career playoff shutout, making 25 saves on May 7 at MIN in Game 4 of the Western Conference Quarterfinals ... Won five consecutive games (May 25-June 2) ... Made a postseason career-high 51 saves on 54 shots in a triple-overtime win vs. BOS in Game 1 of the Stanley Cup Final on June 12. **2011-12:** Posted a 30-17-7 record, .903 SV% and 2.72 GAA in 57 regular-season appearances ... Became the first Blackhawks netminder to post back-to-back 30-win seasons since Ed Belfour (1992-94) ... Ranked third in the NHL (min. 10 attempts) with an .813 SV% in the shootout (26 of 32), including a .833 mark (15 of 18) at the United Center ... Compiled a season-long five-game win streak (March 13-21) ... Stopped a season-high 41 shots on Nov. 3 at FLA ... Registered a 2-4 record in six postseason appearances vs. ARI in the 2012 WCOF ... Posted a 2.58 GAA and .893 SV% ... Played all 396 minutes of Chicago's postseason run. **2010-11:** Compiled a 33-18-6 record in 57 appearances (55 starts) in his first full season in the NHL ... His 33 wins were the most by a Blackhawks netminder since 2001 and the second-highest total since 1993-94 (E. Belfour, 37) ... Ranked eighth among NHL netminders with a 2.30 GAA and posted a .917 SV% ... Tied for the



CAREER HIGHS

SHOTS FACED 46 @ DET 03/11/08
SAVES 44 @ DET 03/11/08
GA 6 VAN 11/06/11
CAREER SHUTOUTS: 10

CRAWFORD VS. NHL

	GP	MIN	W-L	OTL	GAA
ANA	13	742	7-4	1	2.02
ARI	9	504	4-2	2	2.74
BOS	4	250	1-2	1	2.40
BUF	4	240	4-0	0	1.75
CGY	7	393	3-2	2	2.75
CAR	5	304	3-2	0	2.37
COL	10	518	2-6	2	3.36
CBJ	12	727	10-2	0	1.82
DAL	14	775	8-5	0	2.40
DET	17	1,047	12-2	3	1.89
EDM	11	548	4-5	0	2.96
FLA	5	242	3-1	0	1.88
LAK	9	503	6-3	0	2.74
MIN	11	631	5-3	2	2.38
MTL	4	243	2-0	2	1.73
NSH	15	850	7-7	1	2.82
NJD	1	65	0-0	1	0.92
NYI	3	186	2-0	1	2.26
NVR	3	176	1-2	0	2.39
OTT	2	94	2-0	0	1.92
PHI	1	59	0-1	0	3.05
PIT	3	184	2-1	0	1.95
SJS	9	551	4-2	3	2.28
STL	16	928	11-2	3	2.26
TBL	3	189	0-1	2	1.90
TOR	3	140	2-0	0	3.00
VAN	9	548	5-2	2	2.08
WSH	4	223	2-1	1	3.77
WPG	4	239	3-1	0	1.76
TOTAL	271	12,080	115-59	29	2.36

CAREER (CONT.)

league lead among rookie goaltenders with a career-high four shutouts ... Started each of the Blackhawks' last 27 games of the season ... Surrendered two goals or fewer in 33 of his 57 appearances ... Stopped 16 of 19 shootout attempts, including 12 of the last 13 he faced ... Stopped a season-high 38 shots on March 13 at WSH ... Tied a Blackhawks rookie record with eight straight wins from Feb. 20-March 5 ... Honored as the NHL's Second Star for the week ending Feb. 27 ... Compiled a 176:09 shutout streak from Jan. 7-15, the longest by a Blackhawks netminder since Tony Esposito's stretch from Jan. 16-30, 1972 ... Won seven consecutive starts from Nov. 14-Dec. 8 ... Collected the first assist of his NHL career on April 8 at DET ... Compiled a .927 SV% and a 2.21 GAA, stopping 218 shots over seven games in the 2011 WCQF vs. VAN ... Made 36 stops in Game 5 on April 21 to record his first career postseason shutout. **2009-10:** Stopped 32 of 35 shots on March 17 at LAK in his only NHL appearance of the year ... Paced the American Hockey League's Rockford IceHogs with 24 wins (24-16-2) and posted a 2.67 GAA and .909 SV% in 45 regular-season appearances. **2008-09:** Held a spot on the Blackhawks active roster from Nov. 28-Dec. 8, but did not appear in any games ... Made his Stanley Cup Playoffs debut on May 24 in Game 4 of the Western Conference Final vs. DET, recording six saves on seven shots in 11:51 of action in relief ... Paced Rockford with 22 wins (22-20-3) and a .917 SV% while notching a 2.59 GAA in 47 regular-season appearances ... Tied for the team lead with two shutouts and held opponents to two or fewer goals in 24 of his 47 outings ... Posted a 0-2-0 mark with a 2.57 GAA and .909 SV% in two Calder Cup Playoffs starts. **2007-08:** Appeared in five NHL games with Chicago, registering a 1-2-0 record with a 2.14 GAA and .929 SV% ... Notched his first career win and shutout with a 19-save performance vs. ANA ... Registered a regular-season career-high 44 saves on a career-most 46 shots on March 11 in a 3-1 loss at DET ... Posted a 29-19-5 record with a 2.83 GAA and .907 SV% in 55 regular-season games with Rockford ... Ranked third in the AHL with 29 victories ... Recorded three shutouts ... Backstopped all 12 of Rockford's Calder Cup Playoffs tilts, posting a 7-5-0 record with a 2.19 GAA and .924 SV%. **2006-07:** Ranked second in the AHL with a career-high 38 wins (38-20-2) and posted a 2.84 GAA and .909 SV% in 60 regular-season outings with the Norfolk Admirals ... Named the AHL's Goaltender of the Month for October ... Registered a 2-4-0 record with a 3.31 GAA and a .884 SV% in six postseason matchups. **2005-06:** Made his NHL debut with Chicago, posting a 0-0-1 record over two appearances ... Made his first NHL start on Feb. 2 at STL, posting 29 saves in a 6-5 shootout loss ... Led Norfolk goaltenders with 22 wins and 48 regular-season appearances. **2004-05:** Finished his junior career with the Quebec Major Junior Hockey League's Moncton Wildcats, notching a 28-16-6 record, a league-best six shutouts, a 2.47 GAA and .920 SV% in 51 regular-season games ... Posted a 6-6-0 mark in 12 postseason games. **2003-04:** Helped Moncton reach the President's Cup by leading the QMJHL with 35 regular-season victories (35-15-3) in 54 regular-season appearances ... Posted a league-best 13-6 record in 20 postseason games, with a 2.15 GAA and .940 SV%. **2002-03:** Recorded a 24-17-6 mark with a 2.73 GAA in 50 regular-season outings with Moncton ... Appeared in six playoff tilts, posting a 2-3-0 mark with a 3.97 GAA. **2001-02:** Made his QMJHL debut with Moncton, accruing a 9-20-3 record with a 3.74 GAA in 38 regular-season games.

CAREER STATISTICS

SEASON	TEAM	LEAGUE	REGULAR SEASON						GP	PLAYOFFS					
			GP	MIN	GA	GAA	W-L-T/OTL	SO		GP	MIN	GA	GAA	W-L	SO
2000-01	Gatineau	GAAA	21	1,260	40	1.92	17-3-1	2	-	-	-	-	-	-	-
2001-02	Moncton	QMJHL	38	1,863	116	3.74	9-20-3	1	-	-	-	-	-	-	-
2002-03	Moncton	QMJHL	50	2,855	130	2.73	24-17-6	2	6	303	20	3.97	2-3	0	0
2003-04	Moncton	QMJHL	54	3,019	132	2.62	35-15-3	2	20	1170	42	2.15	13-6	0	0
2004-05	Moncton	QMJHL	51	2,942	121	2.47	28-16-6	6	12	725	33	2.73	6-6	1	1
2005-06	CHICAGO	NHL	2	86	5	3.49	0-0-1	0	-	-	-	-	-	-	-
	Norfolk	AHL	48	2,734	134	2.94	22-23-1	1	1	17	1	3.49	0-0	0	0
2006-07	Norfolk	AHL	60	3,467	164	2.84	38-20-2	1	6	363	20	3.31	2-4	0	0
2007-08	CHICAGO	NHL	5	224	8	2.14	1-2-0	1	-	-	-	-	-	-	-
	Rockford	AHL	55	3,028	143	2.83	29-19-5	3	12	741	27	2.19	7-5	0	0
2008-09	CHICAGO	NHL	-	-	-	-	-	-	1	16	1	3.75	0-0	0	0
	Rockford	AHL	47	2,686	116	2.59	22-20-3	2	2	117	5	2.57	0-2	0	0
2009-10	CHICAGO	NHL	1	59	3	3.05	0-1-0	0	-	-	-	-	-	-	-
	Rockford	AHL	45	2,521	112	2.67	24-16-2	1	4	216	13	3.61	0-4	0	0
2010-11	CHICAGO	NHL	57	3,337	128	2.30	33-18-6	4	7	435	16	2.21	3-4	1	1
2011-12	CHICAGO	NHL	57	3,218	146	2.72	30-17-7	0	6	396	17	2.58	2-4	0	0
2012-13	CHICAGO	NHL	30	1,761	57	1.94	19-5-5	3	23	1,504	46	1.84	16-7	1	1
2013-14	CHICAGO	NHL	59	3,395	128	2.26	32-16-10	2	19	1,234	52	2.53	11-8	1	1
NHL TOTALS			211	12,080	475	2.36	115-59-29	10	56	3,584	132	2.21	32-23	3	3

LEADERSHIP

PLAYERS

2013-14

OPPONENTS

TRADITION

RECORDS

PLAYOFFS

HISTORY

MINORS

NHL

MEDIA

NIKLAS HJALMARSSON

DEFENSE • 4

SHOOTS: **LEFT**

HEIGHT: **6'3"** WEIGHT: **207**

BIRTHDATE: **JUNE 6, 1987**

BIRTHPLACE: **EKSJO, SWEDEN**



DRAFT POSITION


Blackhawks' fourth-round selection (108th overall) in the 2005 National Hockey League Draft.

CAREER HIGHLIGHTS

Tallied career highs in every offensive category during the 2013-14 regular season, including goals (4), assists (22), points (26) and shots on goal (98) ... Recorded a career-most 166 blocked shots in 2010-11 ... Logged a regular-season career-high 27:35 of ice time on April 3, 2014 vs. MIN ... Posted a postseason career-best eight points (1G, 7A) in 22 games during the 2010 Stanley Cup Playoffs ... Won a silver medal with Team Sweden at the 2014 Winter Olympics in Sochi ... Won the Stanley Cup in 2010 and 2013 with Chicago.

CAREER

2013-14: Set career highs in every offensive category, tallying four goals, 22 assists and 26 points in 81 regular-season games ... Recorded a career-high 98 shots on goal ... Led the team with 157 blocked shots ... Tied a career best with two assists on Oct. 1 vs. WSH ... Blocked a season-high seven shots on Oct. 15 vs. CAR ... Netted his first career shorthanded goal on Nov. 9 at DAL ... Posted a career-high six shots on goal Jan. 14 vs. COL ... Skated in a regular-season career-high 27:35 on April 3 vs. MIN ... Recorded four assists in 19 2014 Stanley Cup Playoffs games ... Ranked third on the team with 22:57 of average ice time ... Ranked second in the NHL with a team-high 57 blocked shots ... Ranked fourth on the club with 57:49 of total shorthanded ice time. **2012-13:** Split the season between Chicago and Italy's Bolzano Foxes ... Registered 10 points (2G, 8A) in 46 regular-season games with Chicago ... Recorded a career-high +15 plus/minus rating ... Ranked second on the club with 94 blocked shots ... Skated in a season-high 25:42 on Feb. 2 at CGY ... Equaled a career-high two points (1G, 1A) and earned his 50th career point on Feb. 15 vs. SJS ... Tallied a season-most four shots on goal on March 5 vs. MIN ... Skated in his 300th career game on April 12 vs. DET ... Ranked seventh on Bolzano with 22 points (6G, 16A) in 18 regular-season games ... Posted eight power-play points and 8 PIM ... Registered four assists in three games with Bolzano in the Continental Cup ... Notched five assists in 23 playoff tilts en route to the 2013 Stanley Cup championship ... Ranked fourth in the NHL and second on the club with 42 blocked shots ... Skated in a postseason career-high 39:38 in Game 1 of the Stanley Cup Final on June 12 vs. BOS. **2011-12:** Notched 15 points (1G, 14A) in 69 regular-season contests with Chicago ... Finished second on the team with 142 blocked shots ... Recorded five or more blocked shots in four contests ... Logged a season-high 26:04 of ice time on March 27 at NJD ... Tallied a season-high two assists on Feb. 2 vs. EDM for his only multi-point showing of the season ... Netted his only goal of the season vs. CGY on Dec. 18 ... Registered a season-high seven blocked shots at STL on Dec. 3 ... Tallied an assist and fired a season-best 4 SOG at CBJ on Nov. 10 ... Missed 13 regular-season games due to injury (Feb. 10-21; Feb. 25-March 6) ... Tallied one assist in six postseason appearances vs. ARI in the Western Conference Quarterfinals. **2010-11:** Posted a career-high three goals and seven assists in 80 regular-season games ... Finished 13th in the NHL with a team-high 166 blocked shots ... Accrued a career-high 39 PIM ... Blocked a season-high five shots on Feb. 1 at CBJ ... Registered his second career regular-season multi-point game (1G, 1A) on Jan. 9 vs. NYI ... Collected two assists in seven games in the 2011 WCOF vs. VAN ... Earned an assist on the overtime GWG in Game 6 on April 24 ... Led the Blackhawks with 2:06 of shorthanded TOL per game in the series. **2009-10:** Posted 17 points (2G, 15A) and 20 PIM in 77 regular-season games in his first full NHL season ... Ranked third on the team with 157 blocked shots ... Registered his first NHL multi-point game (2A) on March 31 at MIN ... Scored his first career GWG on March 3 vs. EDM ... Ranked third among club defensemen with a postseason career-best eight points (1G, 7A) in 22 contests while helping Chicago win the



CAREER HIGHS

SOG	6	COL	01/14/14
GOALS	1		13 TIMES
ASSISTS	2		SIX TIMES
POINTS	2		EIGHT TIMES
PIM	15	@ BUF	10/11/10

HJALMARSSON VS. NHL

	GP	G	A	PTS	PIM
ANA	17	1	2	3	4
ARI	17	1	1	2	2
BOS	5	0	1	1	2
BUF	6	0	2	2	19
CGY	17	1	5	6	4
CAR	7	0	0	0	0
COL	21	0	4	4	6
CBJ	28	0	5	5	10
DAL	21	3	1	4	14
DET	26	1	3	4	12
EDM	20	1	5	6	2
FLA	8	0	2	2	2
LAK	18	0	2	2	4
MIN	21	0	4	4	10
MTL	6	0	1	1	2
NSH	26	0	4	4	4
NJD	8	0	1	1	2
NYI	7	1	3	4	2
NYR	6	0	0	0	2
OTT	4	0	1	1	0
PHI	5	0	0	0	2
PIT	5	0	1	1	0
SJS	19	3	5	8	6
STL	27	0	5	5	11
TBL	6	0	2	2	4
TOR	4	0	1	1	0
VAN	20	0	5	5	12
WSH	5	0	3	3	0
WPG	7	1	0	1	2
TOTAL	387	13	69	82	142

CAREER (CONT.)

2010 Stanley Cup championship ... Ranked third on the team with an average playoff TOI of 21:00 ... Tied for the club lead and ranked sixth in the NHL with 54 blocked shots ... Netted his first career postseason goal and added an assist in Game 5 of the WCQF on April 24 vs. NSH ... Collected a playoff career-best two assists in Game 1 of the Stanley Cup Final on May 29 vs. PHI. **2008-09:** Appeared in 21 regular-season games with Chicago over three recalls, notching three points (1G, 2A) ... Dressed in 19 of Chicago's final 20 regular-season games ... Recorded his first NHL goal 16 seconds into the April 11 matchup at DET ... Tallied his first point of the season (1A) and logged a season-high 25:33 TOI on March 25 vs. SJS ... Appeared in all 17 contests during his Stanley Cup Playoffs debut, posting one assist and 6 PIM ... Paced NHL rookie defensemen and ranked second overall on the team with 31 blocked shots ... Tallied his first career postseason point (1A) in Game 5 of the WCQF vs. CGY on April 25 ... Recorded a playoff-best five blocked shots twice ... Notched 15 assists, 18 points and 53 PIM in 52 regular-season games with the American Hockey League's Rockford IceHogs ... Missed seven games due to injury (Oct. 15-25). **2007-08:** Made his professional debut, splitting the season between Chicago and Rockford ... Dished out one assist and posted 13 PIM in 13 regular-season tilts with the Blackhawks ... Recorded his first NHL point (1A) on March 23 vs. STL ... Appeared in 47 regular-season contests with Rockford, registering nine assists, 15 points and 31 PIM ... Accrued four helpers and 8 PIM in 12 Calder Cup Playoffs contests. **2006-07:** Skated in 37 games for the Swedish Elite League's HV 71 Jönköping, posting two goals and 24 PIM. **2005-06:** Recorded three points (1G, 2A) in four contests with HV 71 Jönköping. **2004-05:** Made his Swedish Elite League debut and was held scoreless in 14 contests.

INTERNATIONAL CAREER

Appeared in six games for Team Sweden and earned a silver medal at the 2014 Winter Olympics in Sochi ... Ranked second among Swedish defensemen with 18:20 of ice time per game ... Represented Sweden at the 2012 World Championship, tallying three assists in eight games played ... Registered three points (2G, 1A) and 4 PIM in seven appearances at the 2007 World Junior Championship, serving as alternate captain for Team Sweden in the tournament ... Logged a goal, four assists and 6 PIM in seven games at the 2005 U18 World Junior Championship.

CAREER STATISTICS

SEASON	TEAM	LEAGUE	GP	REGULAR SEASON				PIM	PLAYOFFS					
				G	A	PTS	+/-		GP	G	A	PTS	+/-	PIM
2003-04	HV 71	SWE-Jr.	15	1	3	4	-	14	2	0	0	0	-	8
2004-05	HV 71	SWE-U18	3	0	2	2	-	4	-	-	-	-	-	-
	HV 71	SWE-Jr.	31	4	11	15	-	87	-	-	-	-	-	-
	HV 71	SWE	14	0	0	0	-	0	-	-	-	-	-	-
	Sweden	WJC U18	7	1	4	5	-1	6	-	-	-	-	-	-
2005-06	HV 71	SWE-Jr.	7	3	2	5	-	12	-	-	-	-	-	-
	HV 71	SWE	4	1	2	3	-	0	12	0	1	1	-	4
	HV 71	SWE-Jr.	7	0	2	2	-	14	-	-	-	-	-	-
2006-07	IK Oskarshamn	SWE-2	8	1	2	3	-	6	-	-	-	-	-	-
	Sweden	WJC	7	2	1	3	0	4	-	-	-	-	-	-
	CHICAGO	NHL	13	0	1	1	-2	13	-	-	-	-	-	-
2007-08	Rockford	AHL	47	4	9	13	-8	31	12	0	4	4	2	8
	CHICAGO	NHL	21	1	2	3	4	0	17	0	1	1	-2	6
	Rockford	AHL	52	2	16	18	12	53	-	-	-	-	-	-
2008-09	CHICAGO	NHL	77	2	15	17	9	20	22	1	7	8	9	6
2009-10	CHICAGO	NHL	80	3	7	10	13	39	7	0	2	2	4	2
2010-11	CHICAGO	NHL	69	1	14	15	9	14	6	0	1	1	-3	4
2011-12	Sweden	WC	8	0	3	3	0	2	-	-	-	-	-	-
	CHICAGO	NHL	46	2	8	10	15	22	23	0	5	5	10	4
	Bolzano HC	Italy	18	6	16	22	-	8	-	-	-	-	-	-
2013-14	CHICAGO	NHL	81	4	22	26	11	34	19	0	4	4	-3	14
	Sweden	OLY	6	0	0	0	0	0	-	-	-	-	-	-
NHL TOTALS			387	13	69	82	59	142	94	1	20	21	15	36

LEADERSHIP

PLAYERS

2013-14

OPPONENTS

TRADITION

RECORDS

PLAYOFFS

HISTORY

MINORS

NHL

MEDIA

MARIAN HOSSA

RIGHT WING • 81


SHOOTS: **LEFT**

HEIGHT: **6'11"** WEIGHT: **210**

BIRTHDATE: **JAN. 12, 1979**

BIRTHPLACE: **STARÁ LUBOVNA, SLOVAKIA**

HOMETOWN: **TRENCÍN, SLOVAKIA**



DRAFT POSITION

Ottawa Senators' first-round selection (12th overall) in the 1997 National Hockey League Draft.

CAREER TRANSACTIONS

Traded by OTT with Greg DeVries to ATL for Dany Heatley on Aug. 23, 2005 ... Traded by ATL with Pascal Dupuis to PIT for Colby Armstrong, Erik Christensen, Angelo Esposito and a first-round pick in the 2008 NHL Draft (Daulton Leveille) on Feb. 26, 2008 ... Signed as a free agent by DET on July 2, 2008 ... Signed as a free agent by the Blackhawks on July 1, 2009.

CAREER HIGHLIGHTS

Recorded career highs in assists (57) and points (100) in the 2006-07 regular season with ATL ... Notched a career-best 45 goals in 2002-03 with OTT, including three hat tricks, tied for a franchise single-season record (D. Heatley) ... Shares third among active players with 13 20-goal seasons ... Collected a career-high five assists on Jan. 4, 2001 vs. TBL ... Netted a career-high four goals on Jan. 2, 2003 vs. ATL ... Skated in a regular-season career-high 28:28 on Jan. 11, 2006 vs. NSH ... Recorded a career-long 11-game point streak (7G, 11A) from Feb. 17-March 12, 2007 ... Skated in his 1,000th career NHL game on March 3, 2013 at DET, becoming the 283rd player in NHL history to reach the plateau ... Posted postseason career highs in goals (3), assists (12) and points (15) during the 2010 Stanley Cup Playoffs with Chicago ... Named to four consecutive Olympic teams with Slovakia (2002, 2006, 2010, 2014) ... Named to 1999 NHL All-Rookie team ... Five-time NHL All-Star (2001, 2003, 2007, 2008, 2012) ... Won the Stanley Cup in 2010 and 2013 with Chicago.

CAREER

2013-14: Ranked fifth on the team with 60 points (30G, 30A) in 72 regular-season games with Chicago ... Reached the 60-point mark for the ninth time in his career and the 30-goal plateau for the first time since joining the team ... Skated in his 300th Blackhawks game on March 1 vs. PIT ... Ranked fifth in the NHL with 75 takeaways ... Shared fifth in the league with three shorthanded goals and 10th with four shorthanded points ... Scored the 100th goal of his Blackhawks career on Oct. 29 vs. OTT and added two helpers to set a season high with three points ... Tallied a season-high three helpers on Dec. 11 vs. PHI ... Notched a season-long six-game point streak (6G, 2A) from Jan. 11-22 ... Equalled his season best with three points (1G, 2A) on March 16 vs. DET ... Missed eight games due to injury (Nov. 16-19, March 4-14) ... Registered 14 points (2G, 12A) in 19 Stanley Cup Playoffs games ... Ranked fifth on the club in points ... Tallied a postseason-high eight shots on goal on April 19 at STL ... Collected back-to-back three-point efforts on May 2 (1G, 2A) and May 4 (3A) vs. MIN, becoming the second Blackhawks player to accomplish that feat since 1995 ... Equalled a postseason career high with three assists on May 4 vs. MIN. **2012-13:** Ranked third on the team with 31 points (17G, 14A) in 40 regular-season games ... Tallied a team-high six game-winning goals ... Skated in his 1,000th career NHL game on March 3 at DET, becoming the 283rd player in NHL history to reach the plateau ... Compiled four multi-goal games and seven multi-point games ... Posted a season-high three points twice (Jan. 19, 2G, 1A; April 15, 1G, 2A) ... Recorded a season-long four-game point streak (1G, 3A) from Jan. 24-30 ... Notched his 500th career assist on April 24 at EDM ... Missed seven games due to injury (March 6, March 20-April 1) ... Shared third on the team and sixth in the NHL with 16 points (7G, 9A) in 22 postseason games en route to the 2013 Stanley Cup championship ... Netted 2 GWG and a team-high three power-play goals ... Posted three points (2G, 1A) in Game 5 of the Western Conference Quarterfinals on May 9 vs. MIN ... Tallied six points (2G, 4A) during a five-



CAREER HIGHS

SOG	16	CAR	11/01/06
GOALS	4	ATL	01/02/03
ASSISTS	5	TBL	01/04/01
POINTS	5		FOUR TIMES
PIM	15		TWICE

HOSSA VS. NHL

	GP	G	A	PTS	PIM
ANA	31	19	9	28	8
ARI	30	15	10	25	24
BOS	47	17	22	39	34
BUF	45	19	11	30	20
CGY	28	8	13	21	12
CAR	51	24	31	55	35
CHI	13	5	6	11	12
COL	23	11	9	20	6
CBJ	33	18	18	36	10
DAL	32	18	12	30	20
DET	32	11	16	27	14
EDM	30	13	11	24	6
FLA	51	32	29	61	20
LAK	28	11	7	18	10
MIN	27	11	11	22	10
MTL	46	9	22	31	18
NSH	35	8	12	20	17
NJD	42	18	21	39	24
NYI	43	20	22	42	26
NVR	45	19	28	47	28
OTT	17	7	18	25	6
PHI	43	13	22	35	24
PIT	41	11	33	44	26
SJS	30	16	11	27	12
STL	42	19	15	34	16
TBL	54	25	33	58	37
TOR	45	17	24	41	24
VAN	30	7	13	20	18
WSH	49	24	30	54	39
WPG	27	19	12	31	8
TOTAL	1,090	464	995	211	564

CAREER (CONT.)

game point streak from May 25-June 2 ... Missed one game due to injury (June 17). **2011-12:** Tied for second in the Western Conference and 12th in the NHL with a team-high 77 points (29G, 48A) in 81 regular-season games, his highest point total since joining Chicago ... Paced the club with 48 assists ... Shared second on the club with 29 goals ... Netted a team-high 9 PPG ... Ranked second on the Blackhawks with 2 SHG ... Reached the 20-goal plateau for the 12th consecutive season, one of three active players to do so (V. Lecavalier, J. Iginla) ... Led Chicago with 32 assists and 44 points at the United Center ... Ranked second among Blackhawks forwards in total ice time and paced team forwards in total shorthanded TOI ... Shared the club lead with 19 multi-point games ... Registered three three-point efforts and three multi-goal outings ... Ranked fifth in the NHL with a team-high 94 takeaways ... Compiled five separate point streaks of at least five games ... Registered 14 points (5G, 9A) over an eight-game point streak from Dec. 8-26 ... Tallied 11 points (3G, 8A) during a season-long nine-game point streak from Jan. 8-24 ... Tallied three points (1G, 2A) and a game-high seven shots on goal for the victorious Team Chara in the 2012 NHL All-Star Game ... Potted a PPG on March 20 at CBJ for his 900th NHL point, becoming the 96th player in league history to reach the mark ... Netted his 400th NHL goal as part of a three-point night (1G, 2A) on Dec. 8 at NYL, becoming the 85th player in league history to reach the milestone ... Skated in his 900th regular-season NHL game on Oct. 13 vs. WPG and posted his first multi-point effort of the season (1G, 1A) ... Missed one regular-season contest due to injury (Oct. 15) ... Held scoreless in three postseason appearances vs. ARI in the WCOF ... Missed the final three playoff games due to injury (April 19-23). **2010-11:** Ranked fourth on the team with 25 goals and 57 points in 65 regular-season tilts ... Tied for the club lead with 2 SHG and three shorthanded points ... Ranked second among team forwards with 19:42 TOI per game ... Recorded his 25th goal of the campaign on April 8 at DET, the 10th time in his career reaching the 25-goal plateau ... Tallied 2 PPG on March 14 vs. SJS to reach the 20-goal plateau for the 11th consecutive season ... Notched 17 multi-point games, including a pair of three-point outings and three multi-goal games ... Posted goals in a season-long five straight games (5G) from Feb. 21-March 2 ... Registered an assist on Feb. 12 at ARI for the 800th point of his NHL career ... Tallied two shorthanded points (1G, 1A) on Feb. 1 at CBJ ... Scored on a penalty shot on Jan. 23 vs. PHI, the first by a Blackhawks player at home since Troy Murray on Dec. 30, 1987 ... Opened the regular season with points in seven consecutive games (7G, 4A) ... Was honored as the NHL's Second Star for the week ending Oct. 17 after tallying six points (4G, 2A) in four games ... Missed 17 games due to injury (Oct. 29-Nov. 6, Nov. 30-Dec. 22, Jan. 25, Feb. 11) ... Shared the team lead with six points (2G, 4A) in seven tilts in the WCOF vs. VAN. **2009-10:** Ranked fourth on the club with 24 goals and fifth with 51 points in 57 regular-season contests ... Shared the NHL lead with 5 SHG and ranked second with six shorthanded points ... Registered 12 multi-point and three multi-goal games ... Collected his 400th career assist on March 3 vs. EDM ... Posted back-to-back two-goal games on Jan. 3 and Jan. 5 ... Made his Blackhawks debut on Nov. 25 at SJS, netting two goals, including a SHG ... Missed the first 22 games of the season due to injury (Oct. 2-Nov. 22) ... Ranked fourth on the club with 12 assists and added three goals in 22 contests while helping the Blackhawks win the 2010 Stanley Cup championship ... Ranked second on the club in the postseason with 73 SOG ... Netted the overtime GWG in Game 5 of the WCOF vs. NSH on April 24 ... Matched a postseason career high with three assists in Game 6 of the WCOF on April 26 ... Tallied seven points (1G, 6A) over a four-game point streak from April 20-26. **2008-09:** Led DET and shared fifth in the league with 40 goals while adding 31 assists in 74 regular-season contests ... Became the eighth player in NHL history to record 40 goals with three different teams (DET, ATL, OTT) ... Scored his 300th career goal in overtime on Oct. 18 vs. NYR ... Posted eight multi-goal games, including a season-high three points on four occasions ... Compiled a season-long nine-game point streak (6G, 8A) from Oct. 16-30 ... Named to the NHL Second All-Star Team ... Tied for fifth on DET with 15 points in 23 Stanley Cup Playoffs games and ranked fourth with six goals while helping the team reach the 2009 Stanley Cup Final. **2007-08:** Totaled 66 points (29G, 37A) in 72 regular-season games split between PIT and ATL ... Tallied 10 points (3G, 7A) in 12 games with PIT ... Recorded 21 multi-point games, including six straight from Nov. 9-21 ... Finished second on PIT and third in the NHL with 26 points (12G, 14A) in 20 postseason games, helping the team reach the 2008 Stanley Cup Final ... Tied for the team lead with 5 PPG in the postseason ... Posted 56 points (26G, 30A) in 60 games with ATL ... Registered the seventh hat trick of his career on Jan. 15 vs. DET ... Represented ATL at the 2008 NHL All-Star Game in Atlanta and posted two points (1G, 1A). **2006-07:** Finished sixth in the NHL and led ATL with a single-season franchise-record 100 points (43G, 57A) ... Paced the club with a career-high 57 assists ... Tallied 30 or more goals for the sixth consecutive season ... Ranked second on the club and fourth in the NHL with 17 PPG ... Represented ATL at the 2007 NHL All-Star Game in Dallas and tallied four assists ... Notched a career-best 32 multi-point games ... Recorded a career-long 11-game point streak (7G, 11A) from Feb. 17-March 12. **2005-06:** Finished third on ATL and 11th in the NHL with 92 points (39G, 53A) ... Led the NHL and established an ATL record with 7 SHG ... Shared the team lead with 7 GWG ... Matched his career high with a five-point game (1G, 4A) vs. WSH on Dec. 22. **2004-05:** Split the season between Dukla Trencin (22G, 20A) of the Slovakian Extraliga and Mora IK (18G, 16A) of the Swedish Elite League. **2003-04:** Paced OTT and finished fifth in the NHL with 82 points (36G, 46A) in 81 regular-season games ... Led OTT and ranked sixth in the NHL with 36 goals ... Led the NHL with 39 power-play points (46G, 25A) ... Paced the club with three goals, including 2 GWG, in seven postseason games. **2002-03:** Paced OTT and ranked 14th in the NHL with 80 points (45G, 35A) in 80 regular-season games ... Led team and ranked fourth in the NHL with a career-high 45 goals ... Posted a career-high 10 GWG ... Set an OTT club record for hat tricks in a single season (3) ... Recorded the first four-goal game in franchise history and added an assist to set a career high of five points on Jan. 2 vs. ATL ... Led the team with 11 assists and 16 points in 18 postseason games. **2001-02:** Ranked second on OTT with 31 goals and 35 assists, while his 66 points ranked third on the team ... Shared the team lead with 9 PPG ... Notched four goals and six assists in 12 postseason contests. **2000-01:** Finished second on OTT with 75 points (32G, 43A), 11 PPG and 8 GWG in 81 regular-season games. **1999-2000:** Ranked third on OTT with 56 points (29G, 27A) in 78 regular-season games ... Tied for the team lead with 29 goals ... Earned the Molson Cup, given annually to OTT player with the most points in Three Stars voting during the season. **1998-99:** Led OTT rookies with 30 points (15G, 15A) in 60 regular-season games ... Tallied his first career NHL goal on Dec. 9 vs. FLA ... Finished second in voting for the Calder Memorial Trophy as the NHL's rookie of the year ... Named to the NHL's All-Rookie Team. **1997-98:** Notched one assist in seven regular-season games with OTT ... Made his NHL debut on Oct. 1 at MTL ... Skated in 53 regular-season games with the Western Hockey League's Portland Winterhawks, tallying 85 points (45G, 40A) ... Ranked third on the team with 19 points (13G, 6A) in 16 postseason games en route to winning the WHL championship ... Posted nine points (5G, 4A) during a four-game Memorial Cup run. **1996-97:** Skated in 46 games with Dukla Trencin, posting 44 points (25G, 19A).

LEADERSHIP

PLAYERS

2013-14

OPPONENTS

TRADITION

RECORDS

PLAYOFFS

HISTORY

MINORS

NHL

MEDIA

LEADERSHIP

PLAYERS

2013-14

OPPONENTS

TRADITION

RECORDS

PLAYOFFS

HISTORY

MINORS

NHL

MEDIA



INTERNATIONAL CAREER

Led Team Slovakia with two goals and three points in four contests at the 2014 Winter Olympics in Sochi ... Notched two points (1G, 1A) in five contests at the 2011 World Championship in Slovakia ... Ranked second in scoring at the 2010 Winter Olympic Games in Vancouver with nine points (3G, 6A) in seven games for fourth-place Slovakia ... Tallied 10 points (5G, 5A) in six games at the 2006 Winter Olympics in Turin ... Made his Olympic debut for Slovakia at the 2002 Games in Salt Lake City, posting six points (4G, 2A) in two games ... Has skated for Slovakia at the World Championship eight times since 1997, when he tallied two points in eight games as an 18-year-old ... Posted a total of 41 points (16G, 25A) in 52 games across eight World Championship tournaments ... Represented Slovakia at the 1998 World Junior Championship, posting eight points (4G, 4A) in six games ... Registered seven points (5G, 2A) in six games while skating for Slovakia at the 1997 WJC ... Scored one goal in four games with Slovakia at the 2005 World Cup of Hockey.

CAREER STATISTICS

SEASON	TEAM	LEAGUE	REGULAR SEASON						PLAYOFFS					
			GP	G	A	PTS	+/-	PIM	GP	G	A	PTS	+/-	PIM
1996-97	Slovakia	WJC	6	5	2	7	-	2	-	-	-	-	-	-
	Slovakia	WC	8	0	2	2	-	0	-	-	-	-	-	-
1997-98	Portland	WHL	53	45	40	85	41	50	16	13	6	19	7	6
	Memorial Cup	CHL	4	5	4	9	6	4	-	-	-	-	-	-
	OTTAWA	NHL	7	0	1	1	-1	0	-	-	-	-	-	-
	Slovakia	WJC	6	4	4	8	-	12	-	-	-	-	-	-
1998-99	OTTAWA	NHL	60	15	15	30	18	37	4	0	2	2	1	4
	Slovakia	WC	6	5	2	7	-	8	-	-	-	-	-	-
1999-2000	OTTAWA	NHL	78	29	27	56	5	32	6	0	0	0	-8	2
2000-01	OTTAWA	NHL	81	32	43	75	19	44	4	1	1	2	1	4
	Slovakia	WC	6	1	2	3	1	2	-	-	-	-	-	-
2001-02	OTTAWA	NHL	80	31	35	66	11	50	12	4	6	10	2	2
	Slovakia	OLY	2	4	2	6	5	0	-	-	-	-	-	-
2002-03	OTTAWA	NHL	80	45	35	80	8	34	18	5	11	16	-1	6
2003-04	OTTAWA	NHL	81	36	46	82	4	46	7	3	1	4	2	0
	Slovakia	WC	9	2	5	7	5	2	-	-	-	-	-	-
2004-05	Dukla Trencin	Slovakia	25	22	20	42	34	38	5	4	5	9	-1	14
	Mora IK	SWE	24	18	14	32	8	22	-	-	-	-	-	-
	Slovakia	W-CUP	4	1	0	1	-2	2	-	-	-	-	-	-
	Slovakia	WC	7	4	3	7	4	6	-	-	-	-	-	-
2005-06	ATLANTA	NHL	80	39	53	92	17	67	-	-	-	-	-	-
	Slovakia	OLY	6	5	5	10	9	4	-	-	-	-	-	-
	Slovakia	WC	5	1	5	6	2	0	-	-	-	-	-	-
2006-07	ATLANTA	NHL	82	43	57	100	18	49	4	0	1	1	-6	6
	Slovakia	WC	6	2	4	6	1	6	-	-	-	-	-	-
2007-08	ATLANTA	NHL	60	26	30	56	-14	30	-	-	-	-	-	-
	PITTSBURGH	NHL	12	3	7	10	0	6	20	12	14	26	8	12
2008-09	DETROIT	NHL	74	40	31	71	27	63	23	6	9	15	5	10
2009-10	CHICAGO	NHL	57	24	27	51	24	18	22	3	12	15	7	25
	Slovakia	OLY	7	3	6	9	0	6	-	-	-	-	-	-
2010-11	CHICAGO	NHL	65	25	32	57	9	32	7	2	4	6	0	2
	Slovakia	WC	5	1	1	2	-1	2	-	-	-	-	-	-
2011-12	CHICAGO	NHL	81	29	48	77	18	20	3	0	0	0	3	0
2012-13	CHICAGO	NHL	40	17	14	31	20	16	22	7	9	16	8	2
2013-14	CHICAGO	NHL	72	30	30	60	28	20	19	2	12	14	0	8
	Slovakia	OLY	4	2	1	3	0	4	-	-	-	-	-	-
NHL TOTALS			1,090	464	531	995	211	564	171	45	82	127	22	83

LEADERSHIP

PLAYERS

2013-14

OPPONENTS

TRADITION

RECORDS

PLAYOFFS

HISTORY

MINORS

NHL

MEDIA

PATRICK KANE


RIGHT WING • 88

SHOOTS: **LEFT**

HEIGHT: **5'11"** WEIGHT: **181**

BIRTHDATE: **NOV. 19, 1988**

BIRTHPLACE: **BUFFALO, N.Y.**



DRAFT POSITION

Blackhawks' first-round selection (first overall) in the 2007 National Hockey League Draft.

CAREER HIGHLIGHTS

Recorded career highs in goals (30), assists (58) and points (88) in the 2009-10 regular season ... Holds the franchise single-season record for assists by a rookie (51, 2007-08) ... Skated in a career-high 25:21 on Dec. 11, 2011 vs. SJS, and matched it on March 20, 2013 at ANA ... Posted a career-long 14-game point streak (8G, 17A) from Nov. 30-Dec. 28, 2013 ... Notched playoff career bests with 10 goals, 18 assists and 28 points during the Blackhawks' 2010 Stanley Cup championship run ... Recorded seven career playoff game-winning goals, including the Cup-winning goal in 2010 ... Is the only NHL skater to record more than 90 postseason points since the 2009 playoffs ... Ranks 12th all-time among American-born skaters with 91 career playoff points ... Earned the 2013 Conn Smythe Trophy as the Most Valuable Player in the postseason ... Won a silver medal at the 2010 Winter Olympics with Team USA ... Named to 2007 NHL All-Rookie team and three NHL All-Star Teams (2009, 2011, 2012) ... Captured the 2008 Calder Trophy as the NHL's top rookie ... Won the Stanley Cup in 2010 and 2013 with Chicago.

CAREER

2013-14: Posted 69 points (29G, 40A) in 69 regular-season games with Chicago ... Reached the 60-point plateau for the sixth time in his seven NHL seasons ... Became the second player in franchise history to reach the 50-point mark in each of his first seven seasons (D. Savard) ... Is one of two active players to record at least 20 goals and at least 30 assists in each of his first seven seasons (J. Jagr) ... Equalled his career high with six game-winning goals ... Shared the team lead with 10 power-play goals and 25 power-play points ... Led the team with 39 road points (21G, 18A) ... Earned back-to-back NHL First Star of the Month honors in November and December ... Was the only player in the NHL to record two point streaks of at least 10 games ... Led the team with 19 multi-point games and shared second with four three-point outings ... Recorded points in 12 consecutive games (8G, 9A) from Nov. 3-27 ... Registered assists in seven straight games (12A) from Nov. 30-Dec. 11, matching a career long ... Posted a career-long 14-game point streak (8G, 17A) from Nov. 30-Dec. 28 ... Skated in a season-high 24:46 on Dec. 6 vs. ANA ... Tied his career high with three assists on Dec. 8 vs. FLA ... Posted his 300th career assist on Dec. 11 vs. PHI ... Took a career-high nine shots on goal on Dec. 27 vs. COL ... Skated in his 500th NHL game on Jan. 26 vs. WPG ... Missed 12 games due to injury (March 21-April 12) ... Recorded 20 points (8G, 12A) in 19 Stanley Cup Playoffs games ... Ranked fifth in the NHL and paced the club in points, marking the second straight postseason he has led the team in scoring ... Ranked second on the team in goals ... Led the NHL with a 1.05 points-per-game average (min. 15 GP) ... Shared the league lead with a career-high 4 GWG (J. Toews) ... Netted the overtime series-clinching GWG in Game 6 at MIN on May 13, marking his franchise-high fourth career OT GWG, which also shares fourth in NHL history ... Set a playoff career high in assists and points (4A) in Game 5 vs. LAK on May 28 ... Collected two four-game point streaks (April 23-May 2, 4G, 3A; May 26-June 1, 2G, 8A). **2012-13:** Split the season between Chicago and Switzerland's EHC Biel ... Ranked fifth in the NHL with a team-high 55 points (23G, 32A) in 47 regular-season games ... Shared the team lead with 23 goals, fifth-most in the league ... Paced team forwards with 20:03 of average ice time ... Shared 13th in the league with a team-high 17 power-play points (8G, 9A) ... Was one of two NHL players to register two separate point streaks of eight-plus games (March 10-29, 6G, 9A; Feb. 2-15, 7G, 5A) ... Shared fourth in the NHL with a 1.17 points-per-game average ... Shared sixth in the NHL with a team-high 15 multi-



CAREER HIGHS

SOG	9	COL	12/27/13
GOALS	2		19 TIMES
ASSISTS	3		FIVE TIMES
POINTS	4	CBJ	10/23/07
PIM	8	OTT	12/10/08

KANE VS. NHL

	GP	G	A	PTS	PIM
ANA	26	4	14	18	6
ARI	24	6	21	27	8
BOS	8	3	3	6	2
BUF	8	4	3	7	4
CGY	25	15	14	29	10
CAR	6	1	1	2	8
COL	26	6	14	20	14
CBJ	35	12	25	37	22
DAL	26	14	22	36	6
DET	37	8	23	31	14
EDM	26	10	24	34	20
FLA	10	5	9	14	6
LAK	25	7	17	24	8
MIN	27	9	10	19	8
MTL	6	1	3	4	2
NSH	39	17	18	35	8
NJD	8	1	3	4	2
NYI	7	3	6	9	4
NYR	8	3	3	6	0
OTT	6	2	0	2	10
PHI	6	1	4	5	2
PIT	5	0	4	4	6
SJS	25	6	14	20	4
STL	40	13	24	37	20
TBL	8	5	10	15	0
TOR	7	5	4	9	2
VAN	26	9	12	21	4
WSH	6	2	3	5	2
WPG	9	6	7	13	10
TOTAL	515	178	315	493	212

CAREER (CONT.)

point games, including five three-point games and three multi-goal outings ... Skated in his 400th NHL game on Jan. 19 at LAK ... Notched his 400th career point with an assist on March 14 at CBJ ... Equaled a regular-season career high with 25:21 of ice time on March 20 at ANA ... Named a finalist for the 2013 Lady Byng Memorial Trophy ... Ranked fourth on the club with 23 points (13G, 10A) in 20 regular-season games with Biel ... Ranked third on the team with 13 goals ... Notched eight multi-point games ... Earned silver with HC Davos in the Spengler Cup Championship ... Registered five points (4G, 1A) in as many games during the tournament, including the game-winner in the semifinal game ... Won the 2013 Conn Smythe Trophy as the most valuable player of the Stanley Cup Playoffs ... Shared second in the league with a team-high 19 points in 23 postseason games en route to the 2013 Stanley Cup championship ... Shared second in the NHL with nine goals and ninth with 10 assists ... Netted his second career playoff hat trick, including the series-clinching goal in double overtime, in Game 5 of the Western Conference Final vs. LAK on June 8 ... Recorded a postseason career-high 37:49 TOI on June 12 in Game 1 of the Stanley Cup Final vs. BOS. **2011-12:** Ranked second on the club with 43 assists and third with 66 points (23G, 43A) in 82 regular-season games ... Became the third player in franchise history with 20 or more goals in each of his first five NHL seasons (J. Toews, D. Savard) ... Became one of three active NHL players to register at least 20 goals and 40 assists in each of his first five NHL campaigns (S. Crosby, A. Ovechkin) ... Ranked second on the team with 15 goals and 38 points at the United Center ... Paced club forwards with 20 assists on the road ... Ranked eighth in the NHL with a career-high 77 takeaways ... Won a career-high 240 faceoffs ... Finished sixth in the NHL with a team-high six shootout goals, while his four game-deciding markers shared second in the league ... Potted a goal for the victorious Team Chara at the 2012 NHL All-Star Game in Ottawa, his third career appearance ... Voted as the winner in the Breakaway Challenge during the 2012 All-Star Skills Challenge ... Logged a career-high 25:21 of ice time on Dec. 11 vs. SJS ... Paced Blackhawks forwards in total, even-strength and power-play TOI ... Registered six points (3G, 3A) during a five-game point streak from March 9-18 ... Notched eight points (1G, 7A) during a five-game point streak from Nov. 29-Dec. 8 ... Equaled a career high with three assists on Nov. 4 at TBL ... Led the team with four assists in six postseason appearances vs. ARI in the Western Conference Quarterfinals ... Shared second among club forwards with a postseason career-high average TOI of 21:58 ... Notched two assists and tallied a postseason career-high 7 SOG in Game 1 on April 12. **2010-11:** Collected a team-best 46 assists and ranked second with 73 points in 73 regular-season contests ... Tied for the scoring lead among American-born NHL players ... Became the second player in Blackhawks history (D. Savard) and one of only five in the NHL since 1990 to record at least 20 goals and 45 assists in each of his first four seasons ... Paced the Blackhawks with 22 goals and shared the club lead with 49 points at even strength ... Posted 21 multi-point outings and shared the club lead with six three-point efforts ... Became the second-youngest player in franchise history to collect his 200th career assist (D. Savard) on April 10 vs. DET ... Recorded his 300th NHL point with a goal on April 5 at MTL, becoming the second-youngest player in franchise history to do so (D. Savard) ... Became the third-youngest player in franchise history to reach the 100-goal plateau (J. Roenick, B. Hull) on March 14 vs. SJS ... Reached the 300-goal milestone on March 4 vs. CAR ... Compiled a season-long seven-game point streak from Feb. 27-March 9 (3G, 6A) ... Collected one assist for Team Lidstrom in the 2011 NHL All-Star Game, the second All-Star Game of his career ... Registered his first multi-goal effort and his first three-point outing of the year (2G, 1A) on Nov. 6 at ATL ... Missed nine games due to injury (Oct. 15, Dec. 8-26) ... Paced the Blackhawks with five assists and shared the club lead with six points (1G, 5A) in seven games during the WCQF vs. VAN. **2009-10:** Led the Blackhawks and American-born NHL players, and ranked ninth in the NHL, with a career-high 88 points, the most by a Blackhawks player since 1993-94 (J. Roenick, 107) ... Posted career bests with 30 goals and 58 assists, the most helpers posted in a single season since 1995-96 (C. Chelios, 58) ... Ranked second on the team with a career-high six game-winning goals ... Tied for sixth in the NHL with 58 points (21G, 37A) at even strength ... Paced the team with 28 power-play points (9G, 19A) ... Led the club with 23 multi-point games, including a team-best five three-point outings ... Became the youngest player (21y, 68d) in Blackhawks franchise history to reach the 200-point plateau with an assist on Jan. 26 at EDM ... Collected his 100th NHL assist on Oct. 12 vs. CGY ... Tied a career high with three assists on Jan. 16 at CBJ ... Compiled a season-long 11-game point streak (9G, 9A) from Dec. 22-Jan. 9, including a five-game goal streak (7G) from Dec. 22-29 ... Skated in his 200th regular-season game on Dec. 27 vs. NSH ... Netted three consecutive GWG from Dec. 23-27, the first Blackhawks player to do so since 1995 ... Recorded 13 points (5G, 8A) over a nine-game point streak from Oct. 30-Nov. 21 ... Scored in five straight games (5G) from Nov. 11-21 ... Tallied four points (2G, 2A) to lead the team in scoring during NHL Premiere 2009 in Helsinki, Finland, from Oct. 2-3 ... Scored at 4:06 of overtime in Game 6 of the Stanley Cup Final on June 9 at Wachovia Center in Philadelphia to give the Blackhawks a 4-3 victory and clinch the organization's first Stanley Cup since 1961 ... Ranked third in the league with a career-high 28 postseason points ... Ranked fifth with a career-best 10 playoff goals ... Tied for second with a career-high 18 assists ... Registered at least one point in 18 of 22 postseason tilts ... Paced Chicago with nine multi-point games in the playoffs ... Led the Blackhawks with eight points (3G, 5A) in the SCF ... Scored the first shorthanded goal of his NHL career at 19:46 of the third period in Game 5 of the WCQF vs. NSH on April 24. **2008-09:** Ranked second on the club with 70 points, shared second with 45 assists and finished fifth with 25 goals in 80 regular-season games ... Paced Chicago with 13 PPG and 35 power-play points ... Led the team with 36 road points and shared the lead with 17 road goals ... Named to the Western Conference starting lineup for the 2009 NHL All-Star Game in Montreal, finishing as the team's leading vote-getter ... Netted two points (1G, 1A) in his first NHL All-Star Game ... Participated in the Fan Fav NHL Breakaway Challenge during the skills competition ... Led the club with 254 shots on goal and paced team forwards with 18:39 of average TOI ... Posted a season-long five-game point streak on six different occasions ... Notched 16 multi-point performances, including six with a season-high three points, and two multi-goal games ... Accrued a career-high 8 PIM on Dec. 10 vs. OTT ... Missed two game due to injury (Jan. 4-6) ... Led the club with nine goals and ranked second with 14 points in 16 contests during his Stanley Cup Playoffs debut ... Paced Chicago with six goals and eight points in six games in the Western Conference Semifinals vs. VAN ... Became the third-youngest player (20y, 173d) in Stanley Cup Playoffs history at the time to post a hat trick (T. Kennedy, W. Gretzky) when he netted his first professional hat trick in the series-clinching Game 6 of the WCSF on May 11 ... Netted two goals in Game 1 of the WCSF vs. VAN on April 30 ... Posted a three-game goal-scoring and multi-point streak from April 27-May 2 ... Netted his first NHL postseason goal on April 22 at CGY ... Tallied two points (1G, 1A) on April 27 in Game 6 vs. CGY ... Missed Game 3 of the WCQF on April 20 at CGY due to injury ... Posted his first NHL playoff point (1A) on April 18 vs. CGY ... Netted Chicago's first goal of the regular season on Oct. 10 and the final marker of the team's playoff run on May 27. **2007-08:**

LEADERSHIP

PLAYERS

2013-14

OPPONENTS

TRADITION

RECORDS

PLAYOFFS

HISTORY

MINORS

NHL

MEDIA

LEADERSHIP

PLAYERS

2013-14

OPPONENTS

TRADITION

RECORDS


PLAYOFFS

HISTORY

MINORS

NHL

MEDIA



CAREER (CONT.)

Captured the 2008 Calder Trophy as the NHL's top rookie, becoming the eighth Blackhawks player to accomplish the feat ... Led the team and NHL rookies with 72 points (2G, 51A) in 82 regular-season games ... Established a franchise rookie record with 51 assists, which paced the team and ranked second among league rookies ... Tied for third on the team with 21 goals ... Led the squad and NHL rookies with 28 power-play points ... Shared second on the team and led league rookies with 7 PPG ... Shared the NHL lead with seven shootout goals and converted 7 of 9 attempts during the season ... Collected a career-high four points (2G, 2A) on Oct. 23 vs. CBJ ... Matched a career-high two goals three times ... Dished out a career-most three assists on Nov. 28 vs. TBL ... Tallied two goals in the YoungStars Game during the 2008 NHL All-Star Game in Atlanta ... Earned NHL Rookie of the Month honors for October after registering 16 points (5G, 11A), the most in October by a rookie since 1992 (T. Selanne) ... Notched a season-long six-game point streak (1G, 6A) from Dec. 23-Jan. 4 ... Scored his first NHL goal on Oct. 19 vs. COL as part of a three-point night ... Netted the game-winning shootout goal vs. DET on Oct. 6 after posting his first career NHL point (1A) in regulation. **2006-07:** Captured the Ontario Hockey League scoring title with 145 points (62G, 83A) in 58 regular-season games with the London Knights ... Earned the Emms Family Award as the OHL Rookie of the Year and was runner-up for the Red Tilson Trophy as OHL MVP.

INTERNATIONAL CAREER

Made his second career Olympic appearance at the 2014 Winter Games in Sochi, tallying four assists in six games with Team USA ... Ranked third among American forwards with 17:42 of ice time per game ... Was the second-youngest medalist in hockey at the 2010 Winter Olympic Games in Vancouver, earning a silver medal as the youngest member of the USA squad ... Ranked third on Team USA with five points (3G, 2A), including four points in the medal rounds against Finland (2G) and Canada (2A) ... Represented Team USA at the 2008 World Junior Championship and was selected to the First All-Star Team after sharing first on the team with 10 points (3G, 7A) ... Won a gold medal at the 2006 U18 WJC, leading the team in goals (7) and pacing the tournament with 12 points in six games ... Led the USA U17 Select Team with seven points in four games at the 2004 U17 Five Nations Tournament in Halle, Germany.

CAREER STATISTICS

SEASON	TEAM	LEAGUE	REGULAR SEASON							PLAYOFFS						
			GP	G	A	PTS	+/-	PIM		GP	G	A	PTS	+/-	PIM	
2003-04	Detroit	MWEHL	70	83	77	160	-	-		-	-	-	-	-	-	
2004-05	USNTDP	U17	63	32	38	70	-	16		9	7	8	15	0	2	
2005-06	USNTDP	U18	58	52	50	102	-	22		-	-	-	-	-	-	
	USA	WJC U18	6	7	5	12	5	2		-	-	-	-	-	-	
2006-07	London	OHL	58	62	83	145	42	52		16	10	21	31	2	16	
	USA	WJC	7	5	4	9	2	4		-	-	-	-	-	-	
2007-08	CHICAGO	NHL	82	21	51	72	-5	52		-	-	-	-	-	-	
	USA	WC	7	3	7	10	0	0		-	-	-	-	-	-	
2008-09	CHICAGO	NHL	80	25	45	70	-2	42		16	9	5	14	-9	12	
2009-10	CHICAGO	NHL	82	30	58	88	16	20		22	10	18	28	-2	6	
	USA	OLY	6	3	2	5	4	2		-	-	-	-	-	-	
2010-11	CHICAGO	NHL	73	27	46	73	7	28		7	1	5	6	-1	2	
2011-12	CHICAGO	NHL	82	23	43	66	7	40		6	0	4	4	1	10	
2012-13	CHICAGO	NHL	47	25	32	55	11	8		23	9	10	19	7	8	
	Biel	Swiss	20	13	10	23	-	6		-	-	-	-	-	-	
2013-14	CHICAGO	NHL	69	29	40	69	7	22		19	8	12	20	5	8	
	USA	OLY	6	0	4	4	2	6		-	-	-	-	-	-	
NHL TOTALS			515	178	315	493	41	212		93	37	54	91	1	46	

LEADERSHIP

PLAYERS

2013-14

OPPONENTS

TRADITION

RECORDS

PLAYOFFS

HISTORY

MINORS

NHL

MEDIA

DUNCAN KEITH

DEFENSE • 2

SHOOTS: **LEFT**

HEIGHT: **6'1"** WEIGHT: **200**

BIRTHDATE: **JULY 16, 1983**

BIRTHPLACE: **WINNIPEG, MANITOBA**

HOMETOWN: **PENTICTON, BRITISH COLUMBIA**



DRAFT POSITION

Blackhawks' second-round selection (54th overall) in the 2002 National Hockey League Draft.

CAREER HIGHLIGHTS

Posted career-best numbers in the 2009-10 regular season with 14 goals, 55 assists and 69 points ... Matched his career best with 55 assists in 2013-14 ... Has led Chicago in average ice time for nine consecutive seasons ... Is one of six defenseman in franchise history to reach the 30-point mark in seven or more seasons and one of three to record two seasons of 60-plus points (C. Chelios, D. Wilson) ... Recorded a regular-season career-high ice time of 34:32 on March 9, 2011 at TBL ... Recorded a career-long eight-game point and assist streak (10A) from Nov. 19-Dec. 3, 2013 ... Notched playoff career bests in assists (15) and points (17) during the 2010 postseason ... Won the gold medal with Team Canada at the 2010 and 2014 Winter Olympics ... Named to two NHL All-Star Games (2008, 2011) ... Two-time winner of the James Norris Trophy as the NHL's top defenseman (2010, 2014) ... Won the Stanley Cup in 2010 and 2013 with Chicago.

CAREER

2013-14: Awarded the 2014 Norris Trophy as the league's best defenseman ... Paced team blueliners and ranked second among NHL defensemen with 61 points (6G, 55A) in 79 regular-season games ... Ranked sixth in the league and matched his career high with a club-most 55 assists ... Ranked seventh among league blueliners with 198 shots on goal ... Led the team in ice time for the ninth consecutive season with 24:38 TOI per game ... Recorded a career-long eight-game point and assist streak (10A) from Nov. 19-Dec. 3, the longest assist streak on the team ... Reached the 40-assist mark in 46 games, the quickest for a defenseman in franchise history ... Posted his 300th career assist on March 16 vs. DET ... Named the NHL's Third Star for the week ending Dec. 1 ... Shared sixth among NHL defensemen with 12 multi-point games ... Missed one game due to illness (Jan. 23) ... Registered 11 points (4G, 7A) in 19 Stanley Cup Playoffs games ... Ranked second among team defensemen in scoring ... Ranked sixth in the NHL with a team-high 27:49 of average ice time ... Equaled a playoff career high with four points and three assists in Game 6 of the Western Conference First Round vs. STL on April 27, and was one of only two NHL defensemen to record four points in a single game during the postseason. **2012-13:** Paced team defensemen and shared fourth on the club with 27 points (3G, 24A) in 47 regular-season games ... Shared fifth among NHL defensemen in assists ... Recorded a career-high 19 PIM on Feb. 5 at SJS ... Posted five multi-point games, including two three-point outings ... Registered a season-high three assists on March 25 vs. LAK, including his 300th NHL helper ... Appeared in his 600th NHL game on April 12 vs. DET ... Skated in a season-high 30:30 on April 20 vs. ARI ... Shared third among league defensemen with 13 points in 22 postseason games en route to the 2013 Stanley Cup championship ... Shared first on the team and seventh in the league with 11 helpers ... Registered over 40 minutes of ice time in back-to-back games, including a postseason career-high 48:40 on June 12 in Game 1 of the Stanley Cup Final vs. BOS ... Missed one game due to suspension (June 6). **2011-12:** Led team defensemen with 36 assists and 40 points in 74 regular-season tilts ... His 36 helpers shared third on the team ... Shared first in the NHL with a team-high 26:53 TOI per game, marking the sixth consecutive season in which he led Chicago in ice time ... Paced team defensemen with nine multi-point efforts and 162 shots on goal ... Led Blackhawks defensemen with four goals and ranked second with 19 points at the United Center ... Collected his 200th NHL assist on Nov. 18 at CGY ... Posted a season-long five-game point streak (2G, 4A) from Nov. 10-18 ... Registered a season-high six blocked shots on Jan. 31 at VAN ... Notched a career-high four assists on March 20 at CBJ ... Missed three games



CAREER HIGHS

SOG	8	@ VAN	01/23/10
GOALS	2		TWICE
ASSISTS	4	@ CBJ	03/20/12
POINTS	4	@ CBJ	03/20/12
PIM	19	@ SJS	02/05/13

KEITH VS. NHL

	GP	G	A	PTS	PIM
ANA	34	2	11	13	25
ARI	34	2	18	20	18
BOS	10	2	3	5	0
BUF	9	0	6	6	10
CGY	34	4	17	21	21
CAR	8	0	1	1	2
COL	36	2	20	22	18
CBJ	54	6	30	36	35
DAL	35	2	14	16	18
DET	53	5	23	28	32
EDM	34	6	20	26	22
FLA	10	1	6	7	0
LAK	34	20	23	14	
MIN	33	5	11	16	12
MTL	8	0	3	3	4
NSH	55	6	22	28	34
NJD	9	0	6	6	4
NYI	9	0	4	4	2
NYR	9	1	5	6	4
OTT	8	0	3	3	6
PHI	8	2	2	4	0
PIT	8	0	1	1	8
SJS	34	2	13	15	39
STL	54	8	18	26	46
TBL	8	1	4	5	4
TOR	8	2	6	8	4
VAN	33	2	9	11	47
WSH	7	0	4	4	4
WPG	10	1	5	6	12
TOTAL	686	65	305	370	445

CAREER (CONT.)

due to injury (Nov. 3-6) and five games due to suspension (March 25-April 1) ... Registered one assist in six postseason appearances in the 2012 Western Conference Quarterfinals vs. ARI ... Led the league with a postseason career-high average TOI of 30:15. **2010-11:** Ranked second among club defensemen with seven goals, 38 assists and 45 points ... Led the NHL for the first time in his career with 26:53 of ice time per game, his sixth straight season pacing the club in TOI ... Finished second among team blueliners with nine multi-point efforts, including one season-high three-point outing (Oct. 29 vs. EDM, 3A) ... Voted by fans as one of two starting defensemen for the 2011 NHL All-Star Game in Raleigh ... Collected one assist for Team Lidstrom in his second career All-Star appearance ... Recorded a season-high 6 SOG twice (Jan. 25 vs. MIN, Feb. 27 vs. ARI) ... Logged more than 30:00 of ice time 13 times, including a regular-season career-high 34:32 on March 9 at TBL ... Netted a team-best four goals and tied for the club lead with six points in seven games vs. VAN in the 2011 WCQF ... Logged a team-high 26:55 TOI per game ... Notched the GWG in Game 4 on April 19 ... Registered a postseason career-high four points (2G, 2A) in Game 5 on April 21. **2009-10:** Won the 2010 James Norris Memorial Trophy as the NHL's top defenseman ... Ranked second on the team and second among NHL defensemen with a career-high 69 points, including career bests in goals (14) and assists (55) ... Posted the most points by a Chicago defenseman since 1995-96 (C. Chelios, 72) ... Led league blueliners in goals (10), assists (38) and points (48) at even strength ... Ranked second among NHL defensemen with 15 multi-point outings ... Led league defensemen and shared third overall with five shorthanded points (1G, 4A) ... Ranked second on the club with 143 blocked shots ... Paced the club for the fifth consecutive season and ranked second in the league with an average TOI of 26:35 ... Collected his 100th NHL assist on Oct. 14 vs. EDM ... Recorded a multi-goal game in a three-point night (2G, 1A) on Jan. 7 at BOS ... Registered assists in seven consecutive games from Dec. 18-29, marking the team's longest assist streak of the campaign ... Collected a season-high three assists twice (Nov. 19 at CGY, Nov. 25 at SJS) ... Logged over 30:00 eight times, including a season-high 32:40 on March 14 vs. WSH ... Finished second among NHL defensemen with 17 points (2G, 15A) in 22 playoff tilts, helping the Blackhawks win the 2010 Stanley Cup championship ... Ranked third on the club with a career-best 15 assists in the postseason ... Recorded three multi-point outings ... Established a postseason career high with three assists in Game 4 of the Stanley Cup Final on June 4 at PHI ... Paced blueliners and ranked seventh overall in the postseason with 61 SOG. **2008-09:** Led NHL defensemen and tied for fourth overall in the league with a career-high +33 plus/minus rating ... Shared the lead among team defensemen with eight goals and ranked second among team blueliners with 36 assists and 44 points in 77 regular-season games ... Led the Blackhawks in TOI for the fourth consecutive season, averaging 25:34 per game and ranking seventh in the league ... Posted points in five straight contests (1G, 5A) from Jan. 11-31 ... Posted a season-high three assists on March 22 vs. LAK ... Recorded 13 multi-point performances ... Tallied the overtime winner on Dec. 19 at CGY, his 100th career NHL point ... Logged a season-high 32:00 TOI on Oct. 18 at STL ... Missed four games due to injury (Jan. 16-21), snapping a streak of 273 consecutive games ... Collected six assists and 10 PIM in 17 games during his Stanley Cup Playoffs debut ... Ranked second on Chicago in average TOI (24:38) and third in blocked shots (30) ... Tallied his first career postseason points (2A) in Game 1 of the Western Conference Semifinals vs. VAN on April 30 ... Tallied assists in three straight games (4A) from April 30-May 5. **2007-08:** Played 82 regular-season games for the second consecutive season ... Led the squad for the third straight season with 25:33 of average TOI ... Logged a season-high 34:14 TOI on Jan. 8 vs. MTL ... Skated in his 200th career NHL tilt on Dec. 30 vs. LAK ... Paced team defensemen with 12 goals and shared first with 32 points ... Represented Chicago at the 2008 NHL All-Star Game in Atlanta, the first of his career ... Notched a season-high two points five times, including a season-best two assists twice ... Tallied a point in a season-long three straight games (1G, 2A) from Feb. 2-7. **2006-07:** Led team defensemen with 29 assists and 31 points while skating in all 82 regular-season tilts ... Paced the squad in average TOI (23:35) and blocked shots (148) ... Awarded his first career penalty shot on March 30 against CBJ. **2005-06:** Made his NHL debut, posting 21 points (9G, 12A) in 81 regular-season contests with Chicago ... Ranked second among NHL rookie blueliners with a team-high 23:25 average TOI and shared fourth among NHL first-year defensemen with nine goals ... Skated 24:18 in his NHL debut on Oct. 5 vs. ANA ... Accrued a career-high 79 PIM. **2004-05:** Recorded 17 assists and 26 points in 79 regular-season games with the American Hockey League's Norfolk Admirals ... Posted the only hat trick of his professional career on Feb. 18 vs. Hershey ... Racked up 14 PIM and was held scoreless in six Calder Cup Playoffs contests. **2003-04:** Made his professional debut in 75 regular-season games with Norfolk, posting seven goals, 25 points and 44 PIM ... Made his professional postseason debut, accruing two points (1G, 1A) in eight tilts. **2002-03:** Split the season between the Western Hockey League's Kelowna Rockets and the Central Collegiate Hockey League's Michigan State ... Amassed 46 points (11G, 35A) in 37 regular-season matchups with Kelowna ... Added 14 points (3G, 11A) in 19 playoff outings with Kelowna ... Opened the season with Michigan State, posting three goals and five assists in 13 contests. **2001-02:** Recorded 15 points (5G, 12A) and 18 PIM in 41 games with Michigan State. **2000-01:** Played in 60 games for Penitction of the British Columbia Hockey League, accruing 64 assists, 82 points and 61 PIM ... Appeared in nine playoff games for Penitction, registering 10 points (4G, 6A) and 18 PIM.

INTERNATIONAL CAREER

Won a gold medal with Team Canada at the 2014 Olympic Games in Sochi, tallying one assist in six games ... Led Team Canada at the 2012 World Championship with 10 assists and 11 points in eight games, while averaging a team-high 22:28 TOI ... Won a gold medal with Team Canada at the 2010 Winter Olympic Games in Vancouver ... Tied for 10th in the tournament and second among defensemen with six points (6A) ... Led Team Canada with an average TOI of 20:44 ... Skated for Team Canada at the 2008 World Championship, accruing two assists and 6 PIM in nine games.

LEADERSHIP

PLAYERS

2013-14

OPPONENTS

TRADITION

RECORDS

PLAYOFFS

HISTORY

MINORS

NHL

MEDIA

LEADERSHIP

PLAYERS

2013-14

OPPONENTS

TRADITION

RECORDS


PLAYOFFS

HISTORY

MINORS

NHL

MEDIA



CAREER STATISTICS

SEASON	TEAM	LEAGUE	REGULAR SEASON						PLAYOFFS					
			GP	G	A	PTS	+/-	PIM	GP	G	A	PTS	+/-	PIM
1998-99	Penticton	BCAHA	44	51	57	108	-	45	-	-	-	-	-	-
1999-2000	Penticton	BCHL	59	9	27	36	-	37	-	-	-	-	-	-
2000-01	Penticton	BCHL	60	18	64	82	-	61	9	4	6	10	-	18
2001-02	Michigan State	CCHA	41	3	12	15	-	18	-	-	-	-	-	-
2002-03	Kelowna	WHL	37	11	35	46	32	60	19	3	11	14	5	12
	Michigan State	CCHA	15	3	6	9	-	8	-	-	-	-	-	-
2003-04	Norfolk	AHL	75	7	18	25	-8	44	8	1	1	2	-2	6
2004-05	Norfolk	AHL	79	9	17	26	-	78	6	0	0	0	-3	14
2005-06	CHICAGO	NHL	81	9	12	21	-11	79	-	-	-	-	-	-
2006-07	CHICAGO	NHL	82	2	29	31	-	76	-	-	-	-	-	-
2007-08	CHICAGO	NHL	82	12	20	32	30	56	-	-	-	-	-	-
	Canada	WC	9	0	2	2	-	6	-	-	-	-	-	-
2008-09	CHICAGO	NHL	77	8	36	44	33	60	17	0	6	6	1	10
2009-10	CHICAGO	NHL	82	14	55	69	21	51	22	2	15	17	2	10
	Canada	OLY	7	0	6	6	6	2	-	-	-	-	-	-
2010-11	CHICAGO	NHL	82	7	38	45	-1	22	7	4	2	6	-3	6
2011-12	CHICAGO	NHL	74	4	36	40	15	42	6	0	1	1	1	2
	Canada	WC	8	1	10	11	7	0	-	-	-	-	-	-
2012-13	CHICAGO	NHL	47	3	24	27	16	31	22	2	11	13	10	18
2013-14	CHICAGO	NHL	79	6	55	61	22	28	19	4	7	11	7	8
	Canada	OLY	6	0	1	1	6	4	-	-	-	-	-	-
NHL TOTALS			686	65	305	370	125	445	93	12	42	54	18	54

LEADERSHIP

PLAYERS

2013-14

OPPONENTS

TRADITION

RECORDS

PLAYOFFS

HISTORY

MINORS

NHL

MEDIA



MARCUS KRUGER

CENTER • 16

SHOOTS: **LEFT**

HEIGHT: **6'0"** WEIGHT: **181**

BIRTHDATE: **MAY 27, 1990**

BIRTHPLACE: **STOCKHOLM, SWEDEN**

LEADERSHIP

PLAYERS

2013-14

OPPONENTS

TRADITION

RECORDS

PLAYOFFS

HISTORY

MINORS

NHL

MEDIA

DRAFT POSITION


Blackhawks' fifth-round selection (149th overall) in the 2009 National Hockey League Draft.

CAREER HIGHLIGHTS

Recorded career highs in assists (20) and points (28) during the 2013-14 regular season ... Tallied a career-best nine goals in 2011-12 ... Skated in a regular-season career-high 22:45 on March 13, 2012 vs. STL ... Recorded postseason career highs in goals (3) and points (5) in the 2013 Stanley Cup Playoffs ... Won a silver medal with Team Sweden at the 2014 Sochi Olympics ... Won the Stanley Cup in 2013 with Chicago.

CAREER

2013-14: Recorded a career-high 20 assists and 28 points in 81 regular-season games ... Shared sixth in the NHL with a career-best 56.7 faceoff win percentage ... Compiled a career-best 56.7 faceoff percentage and won a career-most 438 faceoffs ... Led team forwards and ranked second overall on the club for the second straight season with 2:33 of shorthanded ice time per game ... Netted two game-winning goals ... Skated in a season-high 18:07 on Oct. 22 at FLA ... Tied a career-high with two helpers twice (Nov. 2 at WPG, March 6 vs. CBJ) ... Notched a season-long three-game point streak (1G, 2A) from Jan. 17-22 ... Skated in his 200th NHL game on March 28, 2014 at OTT ... Logged a season-high five shots on goal on April 11 at WSH ... Recorded four points (1G, 3A) in 19 2014 Stanley Cup Playoff games ... Ranked 10th in the NHL with 59:49 of total shorthanded ice time and third on the team with 3:08 of average shorthanded ice time per game. **2012-13:** Split the season between Chicago and the American Hockey League's Rockford IceHogs ... Registered 13 points (4G, 9A) in 47 regular-season games with Chicago ... Ranked 14th among league forwards, first among team forwards and second overall with 2:30 shorthanded TOI per game ... Skated in a season-high 18:43 on Feb. 2 at CGY ... Notched a career-high two points twice (Feb. 5 at SJS, Feb. 15 vs. SJS) ... Netted 2 GWG ... Appeared in his 100th NHL game on March 3 at DET ... Recorded a season-long three-game point streak (3A) from March 5-8 ... Recorded a postseason career-high five points (3G, 2A) in 23 playoff games en route to the 2013 Stanley Cup championship ... Notched his first career playoff goal and multi-point game (GWG, 1A) on May 9 in Game 5 of the Western Conference Quarterfinals vs. MIN ... Ranked second on the club and seventh among league forwards with 3:07 of average shorthanded TOI ... Collected 22 points (8G, 14A) in 34 regular-season games with Rockford in his AHL debut ... Missed one game due to illness (Nov. 28). **2011-12:** Scored an NHL career-high nine goals and collected 26 points in 71 regular-season tilts with Chicago ... Led Western Conference rookies and ranked fourth among league rookies with 284 faceoff wins ... Collected his first NHL point (1A) on Oct. 8 vs. DAL ... Netted his first regular-season goal on Oct. 29 vs. CBJ ... Recorded his first career multi-point game (2A) on Feb. 2 at EDM ... Posted his first career multi-goal game and a career-high 6 SOG on Feb. 10 at SJS ... Tallied his first NHL GWG on Feb. 21 vs. DET ... Logged a career-high 22:45 TOI on March 13 vs. STL ... Missed 10 games due to injury (Dec. 21, Dec. 28-Jan. 12, March 25) ... Held scoreless in six playoff appearances in the 2012 WCOF vs. ARI ... Ranked second on the club and third among league rookies with a 51.0 faceoff winning percentage (min. 30 attempts) ... Recorded a postseason career-high 24:22 TOI in Game 3 on April 17. **2010-11:** Recorded 7 SOG and 4 PIM in seven regular-season tilts with Chicago in his North American debut ... Made his NHL debut on March 23 vs. FLA, registering 2 PIM in 11:37 of action ... Collected one assist in five WCOF contests vs. VAN in his Stanley Cup Playoffs debut ... Notched his first NHL postseason point (1A) in Game 5 on April 21 ... Paced the Swedish Elite League's Djurgårdens IF Stockholm in scoring with 35 points (6G, 29A) in 50 regular-season



CAREER HIGHS

SOG	6	@ SJS	02/10/12
GOALS	2	@ SJS	02/10/12
ASSISTS	2		THREE TIMES
POINTS	2		SIX TIMES
PIM	4		THREE TIMES

KRUGER VS. NHL

	GP	G	A	PTS	PIM
ANA	11	0	3	3	2
ARI	10	0	1	1	2
BOS	4	0	1	1	0
BUF	3	0	0	0	4
CGY	10	1	2	2	8
CAR	3	0	0	0	0
COL	11	0	2	2	4
CBJ	12	2	4	6	2
DAL	11	1	2	3	8
DET	11	2	1	3	8
EDM	9	1	5	6	2
FLA	5	0	0	0	4
LAK	9	2	2	4	4
MIN	11	1	3	4	8
MTL	3	0	0	0	0
NSH	14	1	2	3	8
NJD	3	0	0	0	4
NYI	4	0	0	0	0
NYR	4	0	2	2	0
OTT	3	0	1	1	0
PHI	2	0	1	1	4
PIT	3	0	0	0	2
SJS	10	5	5	10	2
STL	15	2	4	6	6
TBL	4	0	1	1	0
TOR	3	1	1	2	0
VAN	10	2	1	3	2
WSH	3	0	1	1	2
WPG	5	0	4	4	0
TOTAL	206	21	46	67	86

CAREER (CONT.)

contests ... Was the youngest forward to finish among the top 20 scorers in the SEL **2009-10**: Ranked second on Djurgardens IF with 31 points (11G, 20A) in 38 regular-season games ... Registered 10 points (3G, 7A) in 16 playoff tilts ... Selected as a finalist for the SEL Rookie of the Year award. **2008-09**: Made SEL debut with Djurgardens IF, registering two goals and two assists in 15 regular-season contests ... Tallied 9 goals and 30 assists in 34 regular-season games with Djurgardens-Jr. ... Collected six points (1G, 5A) with Djurgardens-Jr. in six postseason contests. **2007-08**: Posted 16 points (3G, 13A) in 22 regular-season games with Djurgardens-Jr. ... Registered eight points (5G, 3A) in seven postseason tilts with Djurgardens-Jr. ... Tallied 31 points (11G, 20A) in 22 regular-season games with Djurgardens U18 ... Recorded 11 points (3G, 8A) in seven postseason contests with Djurgardens U18. **2006-07**: Tallied 19 points (5G, 14A) in 23 regular-season games with Djurgardens U18 ... Posted three points (2G, 1A) in three postseason contests with Djurgardens U18.

INTERNATIONAL CAREER

Won a silver medal with Team Sweden at the 2014 Winter Olympics in Sochi, appearing in all six contests ... Represented Sweden at the 2012 World Championship, tallying five points (3G, 2A) in eight games, including 2 GWG ... Captured a silver medal and recorded three points (2G, 1A) and a team-high 10 PIM in nine games for Sweden at the 2011 World Championship ... Earned a bronze medal with Team Sweden at the 2010 World Junior Championship ... Ranked third on Sweden with six assists in six contests.

CAREER STATISTICS

			REGULAR SEASON							PLAYOFFS						
SEASON	TEAM	LEAGUE	GP	G	A	PTS	+/-	PIM	GP	G	A	PTS	+/-	PIM		
2006-07	Djurgardens U18	SWE U18	23	5	14	19	-	10	3	2	1	3	0	2		
2007-08	Djurgardens U18	SWE U18	22	11	20	31	-	22	7	3	8	11	0	6		
	Djurgardens Jr	SWE Jr	22	3	13	16	-	16	7	5	3	8	0	0		
2008-09	Djurgardens Jr	SWE Jr	34	9	30	39	-	24	6	1	5	6	0	2		
	Djurgardens	SEL	15	2	2	4	3	2	-	-	-	-	-	-		
2009-10	Djurgardens	SEL	38	11	20	31	16	14	16	3	7	10	-3	6		
	Sweden	WJC	6	0	6	6	7	2	-	-	-	-	-	-		
2010-11	CHICAGO	NHL	7	0	0	0	-4	4	5	0	1	1	2	0		
	Djurgardens	SEL	52	6	29	35	12	52	3	0	1	1	2	0		
	Sweden	WC	9	2	1	3	1	10	-	-	-	-	-	-		
2011-12	CHICAGO	NHL	71	9	17	26	11	22	6	0	0	0	-4	0		
	Sweden	WC	8	3	2	5	3	6	-	-	-	-	-	-		
2012-13	CHICAGO	NHL	47	4	9	13	3	24	23	3	2	5	-2	2		
	Rockford	AHL	34	8	14	22	-1	24	-	-	-	-	-	-		
2013-14	CHICAGO	NHL	81	8	20	28	6	36	19	1	3	4	-1	6		
	Sweden	OLY	6	0	0	0	1	4	-	-	-	-	-	-		
NHL TOTALS			206	21	46	67	16	86	53	4	6	10	-5	8		

LEADERSHIP

PLAYERS

2013-14

OPPONENTS

TRADITION

RECORDS

PLAYOFFS

HISTORY

MINORS

NHL

MEDIA

NICK LEDDY


DEFENSE • 8

SHOOTS: **LEFT**

HEIGHT: **6'0"** WEIGHT: **191**

BIRTHDATE: **MARCH 20, 1991**

BIRTHPLACE: **EDEN PRAIRIE, MINN.**



DRAFT POSITION

Minnesota Wild's first-round selection (16th overall) in the 2009 National Hockey League Draft.

CAREER TRANSACTIONS


Traded by MIN with Kim Johnsson to the Blackhawks in exchange for Cam Barker on Feb. 12, 2010.

CAREER HIGHLIGHTS

Recorded career highs with seven goals and 123 shots on goal during the 2013-14 regular season ... Tallied a career-best 34 assists and 37 points in 2011-12 ... His 34 assists were tied for the most in a season by a Blackhawks defenseman before turning 22 years old (K. Brown, 1980-81) ... Compiled career-long four-game point streaks three times ... Skated in a regular-season career-high 27:59 on Jan. 2, 2012 vs. EDM ... Posted a career-high three points (1G, 2A) on March 16, 2013 at DAL ... Notched a postseason career-high five points (1G, 4A) in the 2014 Stanley Cup Playoffs ... Won the 2013 Stanley Cup with Chicago.

CAREER

2013-14: Tallied a career-high seven goals and collected 31 points (7G, 24A) in 82 regular-season games with Chicago ... Ranked third among team defensemen in points ... Paced club blueliners with four power-play goals and ranked second with 10 power-play points ... Recorded a career-high 123 shots on goal ... Equaled a career high with two helpers on four occasions ... Skated in his 200th NHL game on Nov. 23 at VAN ... Recorded a career-high 7 SOG on Dec. 3 vs. DAL ... Registered a postseason career-high five points and four assists in 18 Stanley Cup Playoffs games ... Posted a playoff career-long three-game point streak (1G, 2A) from May 18-24. **2012-13:** Split the season between Chicago and the American Hockey League's Rockford IceHogs ... Ranked third among Blackhawks defensemen with 18 points (6G, 12A) in 48 games ... Equaled a career-long four-game point streak (4A) from Jan. 19-24 ... Netted his first career overtime game-winner on Jan. 27 vs. DET ... Posted his first career power-play goal on Feb. 12 vs. ANA ... Recorded a career-high three points (1G, 2A) on March 16 at DAL ... Tallied a goal on his birthday (March 20 at ANA) ... Skated in a season-high 23:15 of ice time on April 12 vs. DET ... Tallied two helpers in 23 postseason games en route to the 2013 Stanley Cup championship ... Skated in a playoff career-high 26:00 on June 12 in Game 1 of the Stanley Cup Final vs. BOS ... Tallied 16 points (3G, 13A) in 31 regular-season games with Rockford ... Notched four multi-point games ... Missed four games due to injury (Oct. 27-Nov. 3). **2011-12:** Ranked second among team blueliners with 34 assists and 37 points (3G, 34A) ... His 34 assists were tied for the most in a season by a Blackhawks defenseman before turning 22 years old (K. Brown, 1980-81) ... Paced team defensemen with 21 helpers and 22 points at the United Center ... Tallied 13 points (1G, 12A) against Central Division opponents ... Recorded five multi-point outings ... Netted the Blackhawks' first goal of the season on Oct. 7 at DAL ... Compiled two four-game point streaks (Nov. 13-19, 5A; Jan. 14-20, 4A) ... Logged a regular-season career-high 27:59 of ice time on Jan. 2 vs. EDM ... Skated in his 100th career game on Feb. 7 at COL ... Recorded three points (1G, 2A) in six games vs. ARI in the 2012 Western Conference Quarterfinals ... Tallied his first NHL postseason point (1A) in Game 2 on April 14 ... Logged his first NHL postseason goal and a playoff career-high 5 SOG in Game 5 on April 21. **2010-11:** Recorded four goals and three assists in 46 regular-season contests with the Blackhawks in his NHL debut ... Was the third-youngest defenseman to play in the NHL during the season ... Made his NHL debut on Oct. 7 at COL, becoming the youngest defenseman (19y, 199d) to appear for Chicago in a season opener since 18-year-old Steve McCarthy on Oct. 4, 1999 ... Recorded his first NHL goal on Oct. 11 at BUF ... Logged a season-high



CAREER HIGHS

SOG	7	DAL	12/03/13
GOALS	1		20 TIMES
ASSISTS	2		11 TIMES
POINTS	3	@ DAL	03/16/13
PIM	4	@ SJS	02/05/13

LEDDY VS. NHL

	GP	G	A	PTS	PIM
ANA	11	2	3	5	4
ARI	13	0	6	6	0
BOS	4	0	0	0	0
BUF	5	1	1	2	0
CGY	12	1	2	3	0
CAR	4	0	1	1	0
COL	14	0	2	2	2
CBJ	16	1	6	7	4
DAL	14	3	3	6	4
DET	17	3	4	7	0
EDM	11	0	6	6	6
FLA	6	0	2	2	0
LAK	10	1	2	3	0
MIN	15	1	7	8	0
MTL	4	0	0	0	2
NSH	20	2	4	6	2
NJD	3	1	1	2	0
NYI	5	0	1	1	0
NYR	4	1	0	1	0
OTT	4	0	0	0	0
PHI	4	0	0	0	2
PIT	4	0	2	2	2
SJS	11	0	3	3	4
STL	18	1	6	7	0
TBL	5	0	1	1	0
TOR	4	0	5	5	2
VAN	11	0	1	1	2
WSH	4	1	1	2	0
WPG	5	1	3	4	0
TOTAL	258	20	73	93	34

CAREER (CONT.)

23:11 of ice time on Feb. 27 vs. ARI ... Tallied his third goal of the campaign on March 13 at WSH, becoming the second defenseman in franchise history to score at least three goals in a season before turning 20 (B. Gadsby, 1946-47) ... Collected his first career NHL assist on March 20 at ARI ... Notched his first NHL multi-point outing (1G, 1A) on April 6 vs. STL, becoming the youngest Chicago defenseman in 10 years to log a multi-point game ... Skated in all seven games of the 2011 WCQF vs. VAN in his Stanley Cup Playoffs debut and was the third-youngest player to appear in the playoffs that year ... Posted 10 points (2G, 8A) in 22 regular-season contests with Rockford. **2009-10:** Ranked second among NCAA freshmen with 11 points (3G, 8A) in 30 games with the Western Collegiate Hockey Association's University of Minnesota ... Missed nine games due to injury (Nov. 1-28) ... Tallied the first point of his collegiate career with a goal on Dec. 5 at Minnesota State-Mankato ... Registered a collegiate career-high three points (1G, 2A) on Feb. 20 vs. Colorado College ... Collected a season-high two assists on Jan. 29 at Alaska-Anchorage. **2008-09:** Won the 2009 Mr. Hockey Award, given annually to the most outstanding senior high school hockey player in the state of Minnesota ... Led Eden Prairie H.S. (Minn.) to the 2009 Minnesota Class 2A State Championship, the first in school history ... Paced team defensemen with 37 points (8G, 29A) in 25 regular-season games and added eight points (4G, 4A) in six postseason contests.

INTERNATIONAL CAREER

Won a bronze medal with Team USA at the 2011 World Junior Championship in Buffalo, posting two assists in five contests ... Represented Team USA at the U18 Ivan Hlinka Memorial Tournament in 2008, recording two assists in four games.

CAREER STATISTICS

SEASON	TEAM	LEAGUE	REGULAR SEASON						PLAYOFFS					
			GP	G	A	PTS	+/-	PIM	GP	G	A	PTS	+/-	PIM
2006-07	Eden Prairie	HIGH-MN	28	2	16	18	-	10	-	-	-	-	-	-
2007-08	Eden Prairie	HIGH-MN	27	6	22	28	-	14	-	-	-	-	-	-
	USNTDP	U18	4	0	2	2	-	-	-	-	-	-	-	-
2008-09	Eden Prairie	HIGH-MN	31	12	33	45	-	26	-	-	-	-	-	-
	Southwest	UMHSEL	24	9	11	20	-	-	-	-	-	-	-	-
2009-10	Minnesota	WCHA	30	3	8	11	5	4	-	-	-	-	-	-
2010-11	CHICAGO	NHL	46	4	3	7	-3	4	7	0	0	0	-1	0
	Rockford	AHL	22	2	8	10	-7	2	-	-	-	-	-	-
	USA	WJC	6	0	3	3	1	0	-	-	-	-	-	-
2011-12	CHICAGO	NHL	82	3	34	37	-12	10	6	1	2	3	1	0
2012-13	CHICAGO	NHL	48	6	12	18	15	10	23	0	2	2	-8	4
	Rockford	AHL	31	3	13	16	-2	12	-	-	-	-	-	-
2013-14	CHICAGO	NHL	82	7	24	31	10	10	18	1	4	5	-3	6
NHL TOTALS			258	20	73	93	10	34	54	2	8	10	-11	10

LEADERSHIP

PLAYERS

2013-14

OPPONENTS

TRADITION

RECORDS

PLAYOFFS

HISTORY

MINORS

NHL

MEDIA

JEREMY MORIN

RIGHT WING • 11

SHOOTS: **RIGHT**

HEIGHT: **6'1"** WEIGHT: **192**

BIRTHDATE: **APRIL 16, 1991**

BIRTHPLACE: **AUBURN, N.Y.**



DRAFT POSITION

Atlanta Thrashers' second-round selection (45th overall) in the 2009 National Hockey League Draft.

CAREER TRANSACTIONS


Traded by ATL with Marty Reasoner, Joey Crabb and two selections in the 2010 NHL Draft (Kevin Hayes and Justin Holl) to the Blackhawks in exchange for Dustin Byfuglien, Ben Eager, Brent Sopel and Akim Aliu on June 23, 2010.

CAREER HIGHLIGHTS

Recorded NHL career highs in games played (24), goals (5), assists (6) and points (11) in the 2013-14 regular season with Chicago ... Posted a career-long four-game point streak (3G, 1A) from Apr. 3-9, 2014 ... Tallied a professional career-best 30 goals, 28 assists and 58 points in 67 regular-season games with Rockford in 2012-13 ... Holds the Rockford franchise goal-scoring record with 80 tallies for the club.

CAREER

2013-14: Split the season between Chicago and the American Hockey League's Rockford IceHogs ... Tallied an NHL career-high 11 points (5G, 6A) in 24 games with Chicago ... Made his Blackhawks season debut on Oct. 26 vs. MIN ... Posted a career-long four-game point streak (3G, 1A) from Apr. 3-9, including an NHL career-high two points (1G, 1A) on Apr. 6 vs. STL ... Tallied three shots on goal in two 2014 Stanley Cup Playoffs games in his NHL postseason debut ... Skated in 5:42 in his playoff debut in Game 2 of the Western Conference Second Round vs. MIN on May 4 ... Earned 47 points (24G, 23A) in 47 games with Rockford ... Led the team in goals ... Posted a professional career-long 13-game point streak (11G, 9A) from Feb. 1-March 4 ... Collected his first professional hat trick and added an assist on Feb. 8 vs. IOWA in a career-high four-point outing ... His third goal of the game marked his 70th tally with Rockford, setting a franchise career goal-scoring record ... Named CCM/AHL Player of the Month for February after compiling 18 points (9G, 9A) in 11 games and helping Rockford go unbeaten in regulation in that span (9-0-1-1). **2012-13:** Split the season between Chicago and Rockford ... Tallied one goal in two regular-season games with Chicago ... Ranked third on Rockford and 15th in the AHL with a career-high 58 points ... Paced the team and ranked fifth in the league with a career-best 30 goals. **2011-12:** Split the season between Chicago and Rockford ... Held scoreless in three regular-season games with the Blackhawks ... Ranked fourth on Rockford with 40 points (18G, 22A) in 69 regular-season games ... Ranked third on the team with a career-high 121 penalty minutes. **2010-11:** Made his NHL debut with three points (2G, 1A) in nine regular-season games with Chicago ... Skated in his first NHL game on Nov. 6 at ATL ... Tallied his first NHL point (1A) on Nov. 30 vs. STL ... Netted his first NHL goal on Dec. 8 vs. DAL ... Recorded 12 points (8G, 4A) in 22 regular-season games with Rockford in his AHL debut ... Registered first professional goal and assist on Oct. 12 at Peoria. **2009-10:** Posted 83 points (47G, 36A) in 58 regular-season games with the Ontario Hockey League's Kitchener Rangers in his major-junior debut ... Compiled 21 points (12G, 9A) in 20 postseason appearances.



CAREER HIGHS

SOG	5	ARI	11/14/13
GOALS	1	EIGHT TIMES	
ASSISTS	1	EIGHT TIMES	
POINTS	2	STL	04/06/14
PIM	16	@ DAL	12/10/13

MORIN VS. NHL

	GP	G	A	PTS	PIM
ANA	1	0	0	0	0
ARI	1	0	0	0	14
BOS	1	0	0	0	0
CAR	1	0	0	0	0
CGY	3	0	0	0	2
COL	2	1	0	1	2
CBJ	1	1	0	1	0
DAL	2	1	0	1	16
DET	1	1	0	1	0
EDM	2	0	1	1	0
FLA	1	0	1	1	0
MIN	4	1	1	2	2
MTL	2	1	0	1	0
NSH	3	1	0	1	0
OTT	1	0	1	1	0
PHI	1	0	0	0	14
PIT	1	0	0	0	0
SJS	1	0	0	0	0
STL	3	1	3	5	5
TOR	1	0	0	0	0
VAN	2	0	0	0	0
WSH	1	0	0	0	0
WPG	3	0	1	1	0
TOTAL	39	8	8	16	41

INTERNATIONAL CAREER

Won a bronze medal with Team USA at the 2011 World Junior Championship, tallying one assist in four games ... Won a gold medal with Team USA at the 2010 WJC, tallying seven points (2G, 5A) in as many games ... Led Team USA with six goals and ranked second with 10 points in seven games en route to capturing the gold medal at the 2009 U18 World Championship ... Led Team USA with six goals and added two helpers in seven contests at the 2008 U18 WJC en route to winning a bronze medal.

CAREER STATISTICS

			REGULAR SEASON							PLAYOFFS						
SEASON	TEAM	LEAGUE	GP	G	A	PTS	+/-	PIM	GP	G	A	PTS	+/-	PIM		
2008-09	USNTDP	U18	55	33	26	59	-	107	-	-	-	-	-	-		
	USA	WJC U18	7	6	4	10	6	8	-	-	-	-	-	-		
2009-10	Kitchener	OHL	58	47	36	83	4	76	20	12	9	21	1	32		
	USA	WJC	7	2	5	7	4	0	-	-	-	-	-	-		
2010-11	CHICAGO	NHL	9	2	1	3	2	9	-	-	-	-	-	-		
	Rockford	AHL	22	8	4	12	2	34	-	-	-	-	-	-		
2011-12	USA	WJC	4	0	1	1	0	2	-	-	-	-	-	-		
	CHICAGO	NHL	3	0	0	0	-1	0	-	-	-	-	-	-		
2012-13	Rockford	AHL	69	18	22	40	9	121	-	-	-	-	-	-		
	CHICAGO	NHL	3	1	1	2	1	0	-	-	-	-	-	-		
2013-14	Rockford	AHL	67	30	28	58	2	86	-	-	-	-	-	-		
	CHICAGO	NHL	24	5	6	11	5	32	2	0	0	0	-1	2		
	Rockford	AHL	47	24	23	47	9	58	-	-	-	-	-	-		
NHL TOTALS			39	8	8	16	7	41	2	0	0	0	-1	2		

LEADERSHIP

PLAYERS

2013-14

OPPONENTS

TRADITION

RECORDS

PLAYOFFS

HISTORY

MINORS

NHL

MEDIA

JOAKIM NORDSTROM

CENTER • 42

SHOOTS: **LEFT**

HEIGHT: **6'1"** WEIGHT: **170**

BIRTHDATE: **FEB. 25, 1992**

BIRTHPLACE: **STOCKHOLM, SWEDEN**



DRAFT POSITION

Blackhawks' third-round selection (90th overall) in the 2010 National Hockey League Entry Draft.

CAREER HIGHLIGHTS


Recorded a career-high three points (1G, 2A) in 16 games during the 2013-14 regular season with Chicago ... Skated in a regular-season career-high 16:40 on April 12, 2014 at NSH ... Was held without a point in seven playoff games in his Stanley Cup Playoffs debut ... Won a gold medal with Team Sweden at the 2012 World Junior Championship while serving as an alternate captain.

CAREER

2013-14: Split the season between Chicago and the American Hockey League's Rockford IceHogs ... Recorded three points (1G, 2A) in 16 regular-season games with the Blackhawks ... Made his NHL debut on Oct. 1 vs. WSH ... Scored his first NHL goal on Oct. 11 vs. NYI ... Tallied an assist and a career-high six shots on April 6 vs. STL ... Posted 33 points (17G, 16A) in 58 games with Rockford ... Posted a career-long nine-game point streak (4G, 8A) from Dec. 20-Jan. 8, including a career-high three points (2G, 1A) on Jan. 4 vs. Grand Rapids and a season-high two assists on Jan. 5 at Chicago ... Notched six shots on goal in seven Stanley Cup Playoffs games in his NHL postseason debut ... Registered a playoff career-high 14:30 of ice time in Game 2 of the Western Conference Second Round vs. MIN on May 4. **2012-13:** Recorded nine points (5G, 4A) in 43 games with the Swedish Elite League's AIK ... Posted SEL career highs in points, goals and assists ... Made his North American debut, recording three assists in 11 games with Rockford ... Made his AHL debut on March 22 at Abbotsford ... Earned his first AHL point (1A) on April 7 vs. Peoria. **2011-12:** Appeared in 47 games with AIK, tallying six points (3G, 3A) ... Recorded three points (1G, 2A) in 10 playoff games with AIK. **2010-11:** Made his SEL debut, posting one assist in 11 games with AIK ... Appeared in one postseason game ... Tallied 20 points (9G, 11A) in 25 games with AIK U20 and one assist in 12 games with Almtuna in the Swedish Allsvenskan.

INTERNATIONAL CAREER

Won a gold medal with Team Sweden at the 2012 World Junior Championship, posting five points (4G, 1A) in six games and serving as alternate captain ... Tied for sixth on the team in points and shared second in goals ... Tallied two assists in six games at the 2010 U18 WJC, helping Sweden win a silver medal.



CAREER HIGHS

SOG	6	STL	04/06/14
GOALS	1	NYI	10/11/13
ASSISTS	1		TWICE
POINTS	1		THREE TIMES
PIM	2	WSH	10/01/13

NORDSTROM VS. NHL

	GP	G	A	PTS	PIM
ANA	1	0	0	0	0
BUF	1	0	0	0	0
CAR	1	0	0	0	0
CBJ	1	0	0	0	0
MIN	2	0	1	1	0
MTL	1	0	0	0	0
NSH	1	0	0	0	0
NYI	1	1	0	1	0
STL	3	0	1	1	0
TBL	1	0	0	0	0
TOR	1	0	0	0	0
WSH	2	0	0	0	0
TOTAL	16	1	2	3	2

LEADERSHIP

PLAYERS

2013-14

OPPONENTS

TRADITION

RECORDS

PLAYOFFS

HISTORY

MINORS

NHL

MEDIA

CAREER STATISTICS

			REGULAR SEASON							PLAYOFFS					
SEASON	TEAM	LEAGUE	GP	G	A	PTS	+/-	PIM	GP	G	A	PTS	+/-	PIM	
2008-09	AIK U18	SWE U18	35	8	16	24	-	32	7	2	2	4	0	2	
	AIK Jr	SWE Jr	4	2	0	2	-	2	-	-	-	-	-	-	
2009-10	AIK U18	SWE U18	2	1	1	2	-	0	3	1	2	3	0	4	
	AIK Jr	SWE Jr	28	6	9	15	-	53	-	-	-	-	-	-	
	AIK	SWE-2	2	0	0	0	0	0	-	-	-	-	-	-	
2010-11	Sweden	WJC U18	6	0	2	2	-2	6	-	-	-	-	-	-	
	AIK Jr	SWE Jr	25	9	11	20	-	36	-	-	-	-	-	-	
	Almtuna	SWE-2	12	0	1	1	-4	4	-	-	-	-	-	-	
2011-12	AIK	SWE	11	0	1	1	-5	0	1	0	0	0	0	0	
	AIK	SWE	47	3	3	6	-10	4	10	1	2	3	0	2	
	Sweden	WJC	6	4	1	5	6	0	-	-	-	-	-	-	
2012-13	AIK	SWE	43	5	4	9	-12	29	-	-	-	-	-	-	
	Rockford	AHL	11	0	3	3	2	12	-	-	-	-	-	-	
2013-14	CHICAGO	NHL	16	1	2	3	-2	2	7	0	0	0	-4	0	
	Rockford	AHL	58	17	16	33	9	21	-	-	-	-	-	-	
NHL TOTALS			16	1	2	3	-2	2	7	0	0	0	-4	0	

LEADERSHIP

PLAYERS

2013-14

OPPONENTS

TRADITION

RECORDS

PLAYOFFS

HISTORY

MINORS

NHL

MEDIA

JOHNNY
ODUYA

DEFENSE • 27

SHOOTS: LEFT

HEIGHT: 6'0" WEIGHT: 190

BIRTHDATE: OCT. 1, 1981

BIRTHPLACE: STOCKHOLM, SWEDEN



DRAFT POSITION

Washington Capitals' seventh-round selection (221st overall) in the 2001 National Hockey League Draft.

CAREER TRANSACTIONS


Signed as free agent by NJD on July 24, 2006 ... Traded by NJD with Niclas Bergfors, Patrice Cormier and two selections in the 2010 NHL Draft to ATL for Ilya Kovalchuk, Anssi Salmela and ATL's second-round pick in 2010 on Feb. 4, 2010 ... Traded to the Blackhawks by WPG for two selections in the 2013 NHL Draft on Feb. 27, 2012.

CAREER HIGHLIGHTS

Posted career highs with seven goals, including four game-winning goals, 22 assists and 29 points in 82 games during the 2008-09 regular season with NJD ... Compiled a career-most 149 blocked shots in 2010-11 with NJD ... Skated in a regular-season career-high 31:14 on March 29, 2012 vs. STL ... Notched a postseason career-best eight points (3G, 5A) in the 2013 Stanley Cup Playoffs with Chicago ... Named to the 2010 and 2014 Swedish Olympic teams and won a silver medal at the 2014 Olympics ... Won the Stanley Cup in 2013 with Chicago.

CAREER

2013-14: Earned 16 points (3G, 13A) in 77 regular-season games with the Blackhawks ... Ranked fourth among team defensemen and fifth overall with 20:06 of ice time per game ... Ranked third on the team with 114 blocked shots ... Scored the GWG on his 32nd birthday on Oct. 1 in the season opener vs. WSH ... Skated in a season-high 26:05 of ice time on Oct. 15 at CAR ... Recorded a season-high two points (2A) on Nov. 9 at DAL ... Appeared in his 100th game as a Blackhawk on Dec. 11 vs. PHI ... Missed five games due to injury (Feb. 5-7, April 3-6) ... Registered seven points (2G, 5A) in 19 Stanley Cup Playoffs games ... Equalled his postseason career best in assists ... Ranked fourth on the team with 21:53 of average ice time ... Recorded a postseason-high 36:33 of ice time in Game 1 of the Western Conference First Round at STL on April 17 and netted Chicago's opening goal of the 2014 playoffs ... Notched a playoff career-high two points (1G, 1A) in Game 5 of the Western Conference Final vs. LAK on May 28, including an assist on the game-tying goal. **2012-13:** Registered 12 points (3G, 9A) in 48 regular-season games with Chicago ... Blocked a season-high six shots on Feb. 2 at CGY ... Equalled a career-long four-game point streak (4A) from Feb. 17-24 ... Logged a season-high 28:37 of ice time on Feb. 19 vs. VAN ... Skated in his 500th NHL game on April 6 at NSH ... Tallied his 100th career assist on April 12 vs. DET ... Registered postseason career highs in goals (3), assists (5) and points (8) in 23 playoff games en route to the 2013 Stanley Cup championship ... Tallied his first career playoff goal in Game 3 of the Western Conference Quarterfinals at MIN on May 5 ... Shared first among team defensemen and fourth among league blueliners with three goals ... Ranked third in the NHL with a team-high 49 blocked shots ... Skated in a postseason career-high 37:20 on in Game 1 of the Stanley Cup Finals vs. BOS on June 12 ... Recorded the secondary assist on Chicago's Stanley Cup-winning goal in Game 6 of the SCF at BOS on June 24. **2011-12:** Registered 18 points (3G, 15A) in 81 regular-season games with Chicago and WPG ... Tallied five points (1G, 4A) in 18 regular-season tilts with the Blackhawks ... Posted a season-high six blocked shots and a regular-season career-high 31:14 of ice time on March 29 vs. STL ... Posted his first goal, assist and multi-point game with Chicago on March 9 vs. NYR ... Posted 13 points (2G, 11A) and 33 PIM in 63 regular-season matchups with WPG ... Shared second on the club with three points (3A) in six appearances in the 2012 WCQF vs. ARI ... Ranked third on the club with an average TOI of 23:14. **2010-11:** Registered 17 points (2G, 15A) in 82 regular-season games with ATL ... Ranked second on the team with a career-high 149 blocked shots ... Notched a multi-goal game (2G) on Dec. 11 at NYI.



CAREER HIGHS

SOG	5	PHI	03/28/08
GOALS	2		TWICE
ASSISTS	3		TWICE
POINTS	4	@ PHI	01/22/08
PIM	5		TWICE

ODUYA VS. NHL

	GP	G	A	PTS	PIM
ANA	10	0	1	1	4
ARI	12	0	2	2	8
BOS	23	1	4	5	4
BUF	25	1	6	7	20
CGY	9	0	2	2	4
CAR	29	2	5	7	21
CHI	7	0	3	3	6
COL	16	1	4	5	8
CBJ	11	2	1	3	6
DAL	14	1	4	5	2
DET	13	1	4	5	2
EDM	9	2	2	4	2
FLA	29	2	4	6	18
LAK	14	1	2	3	6
MIN	16	1	2	3	4
MTL	24	1	1	2	8
NSH	17	0	3	3	0
NJD	12	0	2	2	6
NYI	33	3	9	12	18
NYR	34	2	6	8	16
OTT	24	1	5	6	8
PHI	35	4	9	13	18
PIT	36	0	6	6	22
SJS	11	0	2	2	4
STL	16	0	2	2	4
TBL	27	0	3	3	10
TOR	27	1	5	6	11
VAN	9	0	4	4	6
WSH	28	1	7	8	20
WPG	18	1	3	4	4
TOTAL	588	29	113	142	270

CAREER (CONT.)

2009-10: Split the season between ATL and NJD, recording a combined 13 points (3G, 10A) in 67 regular-season games ... Notched nine points (1G, 8A) in 27 regular-season games with ATL ... Ranked third on the club with 124 blocked shots ... Posted a season-long three-game point streak (3A) from Feb. 10-13 ... Tallied four points (2G, 2A) in 40 regular-season games with NJD. **2008-09:** Appeared in all 82 regular-season games for NJD for the first time in his career ... Paced team defensemen with a career-high seven goals and ranked second among club blueliners with a career-high 22 assists and 29 points ... Ranked fourth on the club with a career-high 4 GWG ... Ranked second on the club with 20:52 TOI per game ... Paced club defensemen with a career-high 108 shots on goal ... Ranked third on the club with 127 blocked shots ... Tallied a career-most five multi-point efforts ... Held without a point in seven playoff appearances. **2007-08:** Registered 26 points (6G, 20A) in 75 regular-season tilts with NJD, pacing club defensemen in goals and ranking second among team blueliners in assists and points ... Registered his first NHL multi-goal game (2G) and a career-high 5 SOG on March 28 vs. PHI ... Posted a career-high four points (1G, 3A) on Jan. 22 at PHI ... Tallied one assist and 6 PIM in five postseason appearances. **2006-07:** Registered 11 points (2G, 9A) and a career-high 61 PIM in 76 regular-season tilts with NJD in his first NHL season ... Made his NHL debut on Oct. 6 at CAR ... Registered his first NHL point on Nov. 9 vs. CHI ... Netted his first NHL goal on Dec. 19 vs. ATL ... Tallied 6 PIM and one point in six playoff appearances ... Posted his first NHL postseason point (1A) on April 18 at TBL. **2005-06:** Notched 19 points (8G, 11A) and 95 PIM in 47 regular-season games with the Swedish Elite League's Frolunda HC Goteborg ... Posted three points (1G, 2A) and 16 PIM in 17 postseason games with Frolunda. **2004-05:** Registered six points (2G, 4A) and 139 PIM in 49 regular-season tilts with the SEL's Djurgardens IF Stockholm ... Tallied two assists and 29 PIM in 12 playoff games with Djurgardens. **2003-04:** Posted eight points (4G, 4A) and 173 PIM in 42 regular-season matchups with Djurgardens. **2002-03:** Recorded 15 goals, 25 assists and 200 PIM in 48 regular-season games with the Swedish Allsvenskan's Hammarby IF Stockholm. **2001-02:** Tallied 25 points (11G, 14A) and 66 PIM in 46 regular-season matchups with Hammarby ... Netted one goal and recorded 4 PIM in two postseason games. **2000-01:** Split the season between the Quebec Major Junior Hockey League's Victoriaville Tigres and Moncton Wildcats, combining for 68 points (14G, 54A) and 259 PIM in 68 regular-season tilts ... Posted 19 points (3G, 16A) and 112 PIM in 24 regular-season tilts with Victoriaville ... Recorded 13 points (4G, 9A) and 10 PIM in 13 playoff appearances with Victoriaville ... Recorded 49 points (11G, 38A) and 147 PIM in 44 regular-season games with Moncton.

INTERNATIONAL CAREER

Won a silver medal with Team Sweden at the 2014 Winter Olympics in Sochi, tallying one assist in six games ... Registered 12 PIM in four appearances while competing for Team Sweden in the 2010 Winter Olympics in Vancouver ... Posted three goals and one assist in five appearances with Sweden at the 2009 World Championship.

CAREER STATISTICS

SEASON	TEAM	LEAGUE	REGULAR SEASON							PLAYOFFS						
			GP	G	A	PTS	+/-	PIM		GP	G	A	PTS	+/-	PIM	
1996-97	Hammarby IF Jr	SWE Jr	13	0	0	0	-	-	-	-	-	-	-	-	-	-
1997-98	Hammarby IF Jr	SWE Jr	26	3	11	14	-	70	-	-	-	-	-	-	-	-
1998-99	Hammarby IF Jr	SWE Jr	38	14	31	45	-	45	-	-	-	-	-	-	-	-
1999-2000	Hammarby IF Jr	SWE Jr	32	3	18	21	-	48	-	6	1	2	3	-	4	-
	Hammarby IF	SWE-2	1	0	0	0	0	0	1	0	0	0	0	0	0	-
2000-01	Moncton	QMJHL	44	11	38	49	-9	147	-	-	-	-	-	-	-	-
	Victoriaville	QMJHL	24	3	16	19	31	112	13	4	9	13	-	-	10	-
2001-02	Hammarby IF	SWE-2	46	11	14	25	18	66	2	1	0	1	1	1	4	-
2002-03	Hammarby IF	SWE-2	38	8	20	28	33	162	10	7	5	12	-1	38	-	-
2003-04	Djurgardens IF	SWE	42	4	4	8	9	173	4	0	0	0	0	6	-	-
2004-05	Djurgardens IF	SWE	49	2	4	6	-9	139	12	0	2	2	0	39	-	-
2005-06	Frolunda HC	SWE	47	8	11	19	12	95	17	1	2	3	0	16	-	-
2006-07	NEW JERSEY	NHL	76	2	9	11	-5	61	6	0	1	1	2	6	-	-
2007-08	NEW JERSEY	NHL	75	6	20	26	27	46	5	0	1	1	-5	6	-	-
2008-09	NEW JERSEY	NHL	82	7	22	29	21	30	7	0	0	0	3	2	-	-
	Sweden	WC	5	3	1	4	2	2	-	-	-	-	-	-	-	-
2009-10	NEW JERSEY	NHL	40	2	2	4	2	18	-	-	-	-	-	-	-	-
	ATLANTA	NHL	27	1	8	9	6	12	-	-	-	-	-	-	-	-
	Sweden	OLY	4	0	0	0	0	12	-	-	-	-	-	-	-	-
2010-11	ATLANTA	NHL	82	2	15	17	-15	22	-	-	-	-	-	-	-	-
2011-12	WINNIPEG	NHL	63	2	11	13	-9	33	-	-	-	-	-	-	-	-
	CHICAGO	NHL	18	1	4	5	3	0	6	0	3	3	1	0	-	-
2012-13	CHICAGO	NHL	48	3	9	12	12	10	23	3	5	8	12	16	-	-
2013-14	CHICAGO	NHL	77	3	13	16	11	38	19	2	5	7	-1	8	-	-
	Sweden	OLY	6	0	1	1	1	0	-	-	-	-	-	-	-	-
NHL TOTALS			588	29	113	142	53	270	66	5	15	20	12	38	-	-

LEADERSHIP

PLAYERS

2013-14

OPPONENTS

TRADITION

RECORDS

PLAYOFFS

HISTORY

MINORS

NHL

MEDIA

ANTTI RAANTA

GOALTENDER • 31

CATCHES: **LEFT**

HEIGHT: **6'0"** WEIGHT: **189**

BIRTHDATE: **MAY 12, 1989**

BIRTHPLACE: **RAUMA, FINLAND**



DRAFT POSITION

Undrafted.

CAREER TRANSACTIONS

Signed as a free agent by the Blackhawks on June 3, 2013.

CAREER HIGHLIGHTS

Made his NHL debut with Chicago in 2013-14, compiling a 13-5-4 record with a 2.71 goals-against average and .897 save percentage over 25 regular-season games ... Made 26 saves to record his first NHL shutout on Dec. 30, 2013 vs. LAK ... Notched professional career bests with a 21-10-4 record, 1.85 GAA, .943 SV% and five shutouts with SM-liiga's Assat Pori in 2012-13 ... Won the Lasse Oksanen Award as the most valuable player in the regular season, the Urpo Ylonen Award as the league's best goaltender and the Jari Kurri Trophy as postseason MVP.

CAREER

2013-14: Split the season between Chicago and the American Hockey League's Rockford IceHogs ... Posted a 13-5-4 record, 2.71 goals-against average and .897 save percentage in 25 games in his NHL debut with the Blackhawks ... Made his NHL debut on Nov. 19 at COL, turning aside 14 of 16 shots on goal in relief ... Earned his first NHL win in his first career start on Nov. 27 at CGY ... Notched his first NHL shutout after making 26 saves in a 1-0 victory on Dec. 30 vs. LAK ... Registered a 7-5-0 record, a 2.83 GAA and .914 SV% in 14 games with Rockford ... Made his North American debut on Oct. 5 at San Antonio ... Earned his first AHL win on Oct. 11 at Lake Erie ... Made a season-high 46 saves on Oct. 27 vs. TEX. **2012-13:** Paced the SM-liiga with a career-best 1.85 GAA and .943 SV% in 45 regular-season games with Assat Pori ... Registered a 21-10-11 record ... Ranked fifth in the league with a career-high five shutouts ... Notched two assists and 10 penalty minutes ... Won the Lasse Oksanen Award as the most valuable player in the regular season and the Urpo Ylonen Award as the league's best goaltender ... Paced the league with a 1.33 GAA and .955 SV% in 16 playoff games (12-4) en route to winning the SM-liiga championship ... Led the league with four postseason shutouts ... Awarded the Jari Kurri Trophy, given to the best player in the postseason ... Named a Finnish league All-Star. **2011-12:** Registered a 21-10-4 mark in 38 regular-season games with Assat Pori ... Ranked seventh in the league with a 2.23 GAA and fourth with a .933 SV% (min. 10 GP) ... Notched two shutouts ... Posted a 0-3 record, 3.07 GAA and .917 SV% in three playoff games. **2010-11:** Recorded a 6-6-5 mark in 20 games played with SM-liiga's Lukko Rauma ... Registered a 2.37 GAA and .911 SV% ... Appeared in two postseason games (0-1).

INTERNATIONAL CAREER

Logged a 4-3-0 record with Finland at the 2013 World Championship, posting a 2.09 GAA and .928 SV% with one shutout.



CAREER HIGHS

SHOTS FACED 37 @ PHI 03/18/14

SAVES 34 @ PHI 03/18/14

GA 6 @ NSH 04/12/14

CAREER SHUTOUTS: 1

RAANTA VS. NHL

	GP	MIN	W-L	OTL	GAA
ANA	1	65	0-0	1	1.86
ARI	1	60	1-0	0	2.00
CGY	2	90	1-0	0	3.98
COL	3	165	1-1	0	2.55
CBJ	1	60	1-0	0	3.01
DAL	1	60	1-0	0	2.01
EDM	1	60	1-0	0	2.01
FLA	1	46	1-0	0	2.59
LAK	2	120	2-0	0	0.50
MIN	1	58	0-1	0	2.08
NSH	2	119	1-1	0	3.52
NJD	2	120	2-0	0	2.50
OTT	1	60	0-1	0	5.03
PHI	2	125	1-0	1	2.41
STL	1	65	0-0	0	4.62
TOR	1	40	0-1	0	7.50
VAN	1	65	0-0	1	1.85
WSH	1	20	0-0	0	0.00
TOTAL	25	1,397	13-5	4	2.71

CAREER STATISTICS

SEASON	TEAM	LEAGUE	REGULAR SEASON							PLAYOFFS					
			GP	MIN	GA	GAA	W-L-T/OTL	SO		GP	MIN	GA	GAA	W-L	SO
2009-10	Lukko Jr	FIN Jr	15	-	-	2.51	-	-		4	-	-	1.51	-	-
	Lukko	FIN	15	836	37	2.20	6-7-1	2		-	-	-	-	-	-
2010-11	Lukko	FIN	20	-	-	2.37	6-6-5	-		2	-	-	4.28	0-1	-
2011-12	Assat Pori	FIN	38	2,149	80	2.25	21-10-4	2		3	-	-	3.07	-	-
2012-13	Assat Pori	FIN	45	2,595	80	1.85	21-10-11	5		16	1,039	23	1.33	12-4	4
2013-14	CHICAGO	NHL	25	1,397	63	2.71	13-5-4	1		-	-	-	-	-	-
	Rockford	AHL	14	677	32	2.83	7-5-0	0		-	-	-	-	-	-
NHL TOTALS			25	1,397	63	2.71	13-5-4	1		-	-	-	-	-	-

LEADERSHIP
PLAYERS
2013-14
OPPONENTS
TRADITION
RECORDS
PLAYOFFS
HISTORY
MINORS
NHL
MEDIA

PETER REGIN


CENTER • 12

SHOOTS: **LEFT**

HEIGHT: **6'2"** WEIGHT: **190**

BIRTHDATE: **APRIL 16, 1986**

BIRTHPLACE: **HERNING, DENMARK**



DRAFT POSITION

Ottawa Senators' third-round selection (87th overall) in the 2004 National Hockey League Draft.

CAREER TRANSACTIONS

Signed as a free agent by NYI on July 5, 2013 ... Traded by NYI with Pierre-Marc Bouchard to the Blackhawks for a fourth-round selection in the 2014 NHL Draft on Feb. 6, 2014.

CAREER HIGHLIGHTS

Recorded NHL career highs in games played (75), goals (13), assists (16) and points (29) during the 2009-10 regular season with OTT ... Skated in a regular-season career-high 20:22 on Jan. 7, 2010 at WSH ... Notched NHL playoff career highs with three goals, one assist and four points with OTT in 2010 ... Holds OTT postseason record for fastest goal from the start of a game (0:18, Game 2 at PIT on April 16, 2010).

CAREER

2013-15: Split the season between Chicago and NYI ... Registered four points (2G, 2A) in 17 regular-season games with the Blackhawks ... Made his Blackhawks debut on Feb. 7 at ARI ... Netted his first goal with Chicago on Feb. 27 at NYR ... Tallied seven points (2G, 5A) in 44 games with NYI ... Notched a season-best two points (1G, 1A) on Oct. 8 vs. ARI ... Played in his 200th NHL game on Nov. 19 at TOR ... Posted a season-high five shots on goal on Jan. 21 vs. NYR ... Tallied four shots on goal in five Stanley Cup Playoffs games with Chicago. **2012-13:** Split the season between OTT and SC Langenthal of the Swiss league ... Recorded three assists in 27 games with OTT ... Notched two assists on Feb. 5 vs. BUF ... Missed seven games due to injury (Feb. 12-23) ... Played a season-high 15:46 on Mar. 19 at NYI ... Registered five points (2G, 3A) in four games with SC Langenthal. **2011-12:** Was limited to 10 games due to injury, tallying four points (2G, 2A) with OTT ... Recorded two assists in his season debut on Oct. 11 vs. MIN. **2010-11:** Scored 17 points (3G, 14A) in 55 games with OTT ... Established a career high with four multi-point games ... Appeared in his 100th NHL game on Nov. 6 at MTL ... Missed 23 games due to injury (Feb. 23-April 9). **2009-10:** Established career highs in goals (13), assists (16) and points (29) in 75 regular-season games with OTT during his first full NHL campaign ... Led team rookies in scoring ... Recorded his first career multi-point game (2A) on Dec. 19 vs. MIN ... Missed three games due to injury (Oct. 12-17) and one due to illness (Dec. 1) ... Tied for the team lead with three goals in six games in the 2010 Eastern Conference Quarterfinals vs. PIT ... Finished seventh on the team with four points (3G, 1A) ... Scored a goal in his Stanley Cup Playoffs debut in Game 1 at PIT on April 14 ... Set OTT playoff record for fastest goal from the start of a game when he scored at 0:18 of Game 2 at PIT on April 16 ... Scored the game-tying goal and logged a postseason career-high 30:07 in Game 5 at PIT on April 22, the longest game in OTT franchise history. **2008-09:** Scored 47 points (18G, 29A) in 56 games with the American Hockey League's Binghamton Senators in his North American debut ... Was recalled to OTT on three occasions (Jan. 20, Jan. 27, March 4) ... Became the fifth Danish-born player to make his NHL debut on Jan. 20 vs. WSH ... Scored his first NHL point with the game-winning goal on Jan. 29 at STL ... Recorded his first NHL assist on March 9 vs. BUF ... Began the season with Binghamton, tallying his first professional point (1A) on Oct. 22 at Albany ... Ranked third among Binghamton rookies and sixth overall in points (47) ... Finished third in assists (29) ... Named Binghamton's top defensive forward. **2007-08:** Completed his third season with the Swedish Elite League's Timrå IK ... Established career highs in all statistical categories, playing 55 games and recording 31 points (12G, 19A) ... Finished third on the



CAREER HIGHS

SOG	6	@ ATL	01/12/10
GOALS	1		23 TIMES
ASSISTS	2		NINE TIMES
POINTS	3		TWICE
PIM	10	@ WSH	11/05/13

REGIN VS. NHL

	GP	G	A	PTS	PIM
ANA	2	0	0	0	0
ARI	4	1	3	4	0
BOS	17	0	1	1	2
BUF	18	2	5	7	8
CGY	4	0	0	0	0
CAR	13	0	2	2	2
CHI	4	1	1	2	2
COL	4	0	0	0	0
CBJ	7	0	0	0	2
DAL	4	1	0	1	0
DET	4	2	2	4	0
EDM	6	1	0	1	4
FLA	8	1	0	1	0
LAK	4	0	0	0	0
MIN	5	0	4	4	0
MTL	14	2	3	5	0
NSH	7	1	2	3	0
NJD	10	0	0	0	2
NYI	10	2	5	7	4
NYR	11	2	1	3	2
OTT	2	0	1	1	0
PHI	9	0	3	3	0
PIT	12	0	2	2	4
SJS	1	0	0	0	0
STL	7	2	3	5	2
TBL	10	0	0	0	6
TOR	12	0	0	0	2
VAN	6	1	2	3	2
WSH	13	3	2	5	18
WPG	11	1	1	2	2
TOTAL	239	23	43	66	64

CAREER (CONT.)

team in points and second in goals ... Shared third on the team with nine points and second with seven assists in 11 playoff games. **2006-07:** Ranked eighth in team scoring with Timra IK, tallying 16 points (9G, 7A) in 51 regular-season contests. **2005-06:** Ranked first among Timra IK rookies with 11 points (4G, 7A) in 44 games. **2004-05:** Named the Danish League Player of the Year, scoring 46 points (19G, 27A) in 36 games with Herning ... Helped Herning win its second Danish championship in three years.

INTERNATIONAL CAREER

Represented Denmark at six consecutive IIHF World Championship tournaments from 2005 to 2010 ... Played for Denmark at four straight Division 1 World Junior Championships from 2003-06, earning Division 1A silver medals in 2004 and 2006 and a Division 1B bronze medal in 2005 ... Appeared in two Division 1 U18 World Junior Championships in 2002 and 2003, earning Division 1A gold in 2003 ... Appeared in the Division 1B U18 WJC in Belarus in 2004.

CAREER STATISTICS

SEASON	TEAM	LEAGUE	GP	REGULAR SEASON					PIM	PLAYOFFS					
				G	A	PTS	+/-			GP	G	A	PTS	+/-	PIM
2002-03	Herning IK	Denmark	24	0	1	1	-	4		10	1	3	4	0	4
2003-04	Herning IK	Denmark	33	9	11	20	-	14		-	-	-	-	-	-
2004-05	Herning Blue Fox	Denmark	36	19	27	46	-	43		16	5	8	13	0	2
	Denmark	WC	6	0	3	3	0	0		-	-	-	-	-	-
2005-06	Timra IK	SWE	44	4	7	11	-4	14		-	-	-	-	-	-
	Denmark	WC	5	3	3	6	-4	6		-	-	-	-	-	-
2006-07	Timra IK	SWE	41	9	7	16	-9	16		7	2	2	4	0	2
	Denmark	WC	5	3	3	6	2	6		-	-	-	-	-	-
2007-08	Timra IK	SWE	55	12	19	31	-6	36		11	2	7	9	1	2
	Denmark	WC	6	2	1	3	0	4		-	-	-	-	-	-
2008-09	OTTAWA	NHL	11	1	1	2	0	2		-	-	-	-	-	-
	Binghamton	AHL	56	18	29	47	15	36		-	-	-	-	-	-
	Denmark	WC	6	1	0	1	-2	4		-	-	-	-	-	-
2009-10	OTTAWA	NHL	75	13	16	29	10	20		6	3	1	4	-1	6
	Denmark	WC	7	2	5	7	-2	6		-	-	-	-	-	-
2010-11	OTTAWA	NHL	55	3	14	17	-4	12		-	-	-	-	-	-
2011-12	OTTAWA	NHL	10	2	2	4	3	2		-	-	-	-	-	-
	SC Langenthal	Swiss	4	2	3	5	-	2		-	-	-	-	-	-
2012-13	OTTAWA	NHL	27	0	3	3	-4	8		-	-	-	-	-	-
2013-14	NY ISLANDERS	NHL	44	2	5	7	-10	18		-	-	-	-	-	-
	CHICAGO	NHL	17	2	2	4	5	2		5	0	0	0	-1	0
NHL TOTALS			239	23	43	66	0	64		11	3	1	4	-2	6

LEADERSHIP

PLAYERS

2013-14

OPPONENTS

TRADITION

RECORDS

PLAYOFFS

HISTORY


MINORS

NHL

MEDIA

BRAD
RICHARDS

CENTER • 91

SHOOTS: **LEFT**HEIGHT: **6'0"** WEIGHT: **196**BIRTHDATE: **MAY 2, 1980**BIRTHPLACE: **MURRAY HARBOUR, PEI**

DRAFT POSITION

Tampa Bay Lightning's third-round pick (64th overall) in the 1998 National Hockey League Draft.

CAREER TRANSACTIONS

Traded to DAL by TBL with Johan Holmqvist for Jussi Jokinen, Jeff Halpern, Mike Smith and a fourth-round pick in the 2009 NHL Draft on Feb. 26, 2008 ... Signed as a free agent by NYR on July 2, 2011 ... Signed as a free agent by the Blackhawks on July 1, 2014.

CAREER HIGHLIGHTS

Collected a career-high 68 assists and 91 points in 82 games during the 2005-06 regular season with TBL ... Matched his career-high 91 points in 2009-10 with DAL ... Tallied a career-high 28 goals in 2010-11 with DAL ... Posted a career-long 12-game point streak (6G, 14A) from Feb. 17-March 8, 2004 ... Logged a regular-season career-high 31:10 of ice time on Dec. 8, 2007 vs. NYI with TBL ... Was the first player in NHL history to record five assists in his debut with a team (DAL) on Feb. 28, 2008 vs. Chicago ... Set playoff career highs in goals (12), assists (14) and points (26) in the 2004 postseason en route to winning the Conn Smythe Trophy as playoff MVP ... Also claimed the 2004 Lady Byng Memorial Trophy for sportsmanship ... Named to the 2001 NHL All-Rookie Team ... Is the all-time highest-scoring NHL player from Prince Edward Island ... Member of the 2006 Canadian Olympic team ... Served as an alternate captain for TBL from 2006-08, for DAL from 2009-11 and for NYR from 2011-14 ... Won the Stanley Cup in 2004 with TBL.

CAREER

2013-14: Recorded 51 points (20G, 31A) while appearing in all 82 regular-season games with NYR, marking the seventh time he has appeared in all of his team's regular-season games ... Ranked second on the team in goals, third in points and shared fourth in power-play goals (5) ... Paced team forwards with 18:41 of ice time per game ... Registered 11 multi-point outings ... Added 12 points (5G, 7A) in 25 Stanley Cup Playoffs games while helping NYR reach their first Stanley Cup Final appearance since 1994 ... Netted two game-winning goals and added five power-play points (2G, 3A) ... Registered a postseason-high three points (1G, 2A) in Game 1 of the Eastern Conference First Round vs. PHI on April 17. **2012-13:** Recorded 34 points (11G, 23A) in 46 regular-season games with NYR ... Ranked third on the team in points, second in assists and fifth in goals ... Tied for third in PPG (3), power-play assists (6) and power-play points (9) ... Finished the season with a season-long six-game point streak (5G, 6A) ... Recorded eight multi-point games ... Registered two points (1G, 1A), including his 800th career NHL point, on March 26 at PHI ... Notched his first career hat trick on April 19 at BUF ... Tallied two assists on April 27 vs. NJD while skating in his 900th career NHL game ... Recorded one goal in 10 postseason contests. **2011-12:** Registered 66 points (25G, 41A) in 82 regular-season contests with NYR ... Tied the franchise single-season record, and shared fourth in the NHL, with a career-high 9 GWG ... Reached the 20-goal mark for the third straight season and the ninth time in his career ... Led the team in assists, power-play points (24) and power-play assists (17) ... Ranked second in points ... Ranked third in goals and PPG (7) ... Tallied his 500th career NHL assist on Oct. 20 at CGY ... Posted a seven-game point streak from Nov. 25-Dec. 8 (4G, 7A), including a five-game assist streak (6A) ... Led all skaters with five shots on goal and paced all forwards with 23:34 of ice time while skating in his 800th career NHL contest on Dec. 13 vs. DAL ... Notched the GWG in the NHL Winter Classic on Jan. 1 at PHI ... Tallied a season-high three assists on Feb. 11 at PHI ... Notched



CAREER HIGHS

SOG	12	COL	03/07/03
GOALS	3	@ BUF	04/19/13
ASSISTS	5	CHI	02/28/08
POINTS	5	CHI	02/28/08
PIM	14	FLA	02/28/06

RICHARDS VS. NHL

	GP	G	A	PTS	PIM
ANA	26	11	11	22	4
ARI	29	6	13	19	4
BOS	40	9	24	33	2
BUF	40	13	20	33	6
CGY	19	9	12	21	0
CAR	57	17	34	51	31
CHI	23	4	25	29	6
COL	24	5	10	15	4
CBJ	24	9	14	23	0
DAL	10	4	3	7	0
DET	24	7	14	21	10
EDM	20	5	12	17	0
FLA	56	19	31	50	39
LAK	26	9	20	29	4
MIN	20	7	15	22	0
MTL	40	9	14	23	13
NSH	23	5	19	24	4
NJD	47	6	33	39	6
NYI	44	14	24	38	16
NYR	31	4	21	25	2
OTT	41	15	13	28	4
PHI	45	11	32	43	12
PIT	42	9	34	43	14
SJS	27	9	13	22	16
STL	20	3	19	22	6
TBL	13	4	9	13	0
TOR	40	18	18	36	8
VAN	19	8	10	18	2
WSH	57	9	33	42	10
WPG	55	18	41	59	8
TOTAL	982	276	591	867	231

CAREER (CONT.)

three points (2G, 1A) and led all skaters with 6 SOG in a season-high 24:53 of ice time on March 11 vs. NYI ... Reached the 60-point plateau for the 10th time in 11 NHL seasons with an assist on March 27 at MIN ... Surpassed the 40-assist mark for the 10th time in 11 seasons with two assists on April 3 at PHI ... Recorded an assist and won 9 of 11 faceoffs in his NYR debut on Oct. 7 at LAK ... Named an alternate captain on Sept. 12 ... Recorded a team-leading 15 points (6G, 9A) in 20 Stanley Cup Playoffs games ... Shared first in the NHL with a team-high six power-play assists and eight power-play points ... Shared first on the club in goals, assists and PPG ... Posted three multi-point efforts ... Notched the game-tying goal with 7:6 seconds remaining in regulation in a 3-2 overtime victory in Game 5 of the Eastern Conference Semifinals vs. WSH on May 7 ... Recorded a three-game assist streak (3A) from May 16-21 ... Tallied his 50th career playoff assist in Game 6 of the Eastern Conference Final at NJD on May 25. **2010-11:** Ranked 10th in the NHL with a team-high 77 points (28G, 49A) in 72 regular-season games with DAL ... Established a career high in goals ... Shared 10th in the league and ranked second on the team in assists ... Surpassed the 20-goal mark for the eighth time in his career and eclipsed the 70-point plateau for the sixth time ... Led the team in SOG (272) for the second consecutive season ... Ranked second on the team with a 50.6 faceoff percentage ... Shared third on the team with 7 PPG ... Paced the club with 21 multi-point games, including four three-point efforts ... Registered four consecutive multi-point efforts (2G, 7A) to open the season ... Tallied his 200th career NHL goal with the GWG on Nov. 16 vs. ANA ... Selected to his first career NHL All-Star Game and tallied one assist for Team Lidstrom on Jan. 30 in Raleigh ... Recorded his 700th career NHL point with a goal on Feb. 9 vs. ARI ... Tallied two points (1G, 1A), including his career-high 28th goal of the season, on Apr. 7 vs. COL. **2009-10:** Tied his career high with 91 points (24G, 67A) in 80 regular-season games, the most by a Stars player since 1993-94 (M. Modano, 93) ... His 67 assists rank third in franchise history for a single season ... Established a career high in PPG (13) and multi-point performances (27) ... Ranked fourth in the league in assists and seventh in points ... Ranked second in the NHL in power-play points (40) and shared second in power-play assists (27) ... Led the team in points, assists, PPG, multi-point games and SOG (284) ... Tallied a season-high four assists on Nov. 21 vs. NJD, including his 400th career NHL assist ... Became the top NHL scorer from Prince Edward Island with his 592nd career point (1A) on Dec. 29 vs. CHI ... Tallied three assists in a period on Jan. 18 vs. MIN, tying the franchise record for assists in a single period. **2008-09:** Posted 48 points (16G, 32A) in 56 regular-season games with DAL ... Ranked second on the team in assists and third in points ... Shared fourth on the club in PPG (5) and sixth in goals (16) ... Ranked second on DAL with 16 multi-point performances, including a season-high four-point effort (1G, 3A) on Dec. 18 vs. CBJ ... Missed 25 of the final 26 games of the season due to injury. **2007-08:** Split the season between TBL and DAL, combining for 62 points (20G, 42A) in 74 regular-season contests ... Registered 13 multi-point performances with TBL and DAL ... Posted 11 points (2G, 9A) in 12 regular-season games with DAL ... Became the first player in NHL history to record five assists, a career high, in his debut with a team on Feb. 28 vs. CHI ... Tallied his 500th career NHL point with an assist on March 29 at LAK ... Shared second on DAL in postseason scoring with 15 points (3G, 12A) in 18 Stanley Cup Playoffs games ... Ranked second on the team and shared eighth in the NHL in playoff assists ... Collected 51 points (8G, 33A) in 62 regular-season games with TBL ... Skated in a regular-season career-high 31:10 on Dec. 8 vs. NYI ... Posted a season-long six-game point streak (3G, 7A) from Oct. 13-27. **2006-07:** Notched 70 points (25G, 45A) in 82 regular-season contests with TBL ... Ranked second among NHL forwards in average ice time (24:06) ... Ranked second on the team in faceoff percentage (51.4 percent) and power-play assists (21) ... Ranked third on the club in points, goals, assists, PPG (12), power-play points (33) and SOG (272) ... Posted 17 multi-point performances, including a season-high four points (1G, 3A) on Feb. 25 vs. PIT ... Recorded his 400th career point with an assist on Dec. 28 vs. PHI ... Registered his 300th career assist on Apr. 7 at EDM ... Shared the team lead with eight postseason points (3G, 5A) in six Stanley Cup Playoffs games ... Ranked second in SOG (26) and paced the club with 2 PPG. **2005-06:** Set career highs with a team-best 91 points and 68 assists in 82 regular-season contests with TBL ... Also set career highs with 39 power-play assists, 46 power-play points, four shorthanded goals and five shorthanded points ... Ranked 12th in the league in points and fifth in assists ... Registered a team-high 22 multi-point performances, including five contests with three or more points ... Notched his 100th career NHL goal on Jan. 31 vs. TOR ... Tallied a career-long 10-game assist streak (2G, 16A) from March 17-April 6 ... Paced TBL with eight points (3G, 5A) and 24 SOG in five postseason contests ... Ranked second on the team with three playoff goals. **2004-05:** Posted seven points (2G, 5A) in six games with AK Bars Kazan in Russia. **2003-04:** Recorded 79 points (26G, 53A) in 82 regular-season games with TBL ... Shared ninth in the NHL in points and ranked sixth in assists ... Registered 21 multi-point performances, including seven contests with three or more points ... Recorded three points (1G, 2A) in the season opener on Oct. 10 vs. BOS, including his 200th career NHL point ... Posted a career-long 12-game point streak (6G, 14A) from Feb. 17-March 8 ... Paced the league in postseason scoring with a playoff career-high 26 points (12G, 14A) in 23 contests en route to the 2004 Stanley Cup Championship ... Led the NHL with a playoff career-most 7 GWG ... Set postseason career highs with 7 PPG, 12 power-play points and 88 SOG ... Shared second in the NHL in postseason goals and ranked second in assists and SOG ... Registered a postseason career-best eight multi-point outings, including a three-point effort (2G, 1A) in Game 6 of the SCF at CGY on June 4 ... Won the Conn Smythe Trophy as playoff MVP ... Captured the 2004 Lady Byng Trophy for sportsmanship. **2002-03:** Tallied 74 points (17G, 57A) in 80 regular-season contests with TBL ... Shared fourth in the NHL in assists and sixth in power-play points (38) ... Shared the NHL lead with 34 power-play assists ... Paced the team with 277 SOG ... Shared first on the team in assists and ranked third in points ... Registered 14 multi-point performances ... Registered five assists in 11 playoff games in his Stanley Cup Playoffs debut ... Made his NHL postseason debut on April 10 vs. WSH. **2001-02:** Paced TBL with 42 assists and 62 points in 82 regular-season contests ... Led the team with 251 SOG and ranked second with 14 power-play assists and 19 power-play points ... Shared second on the club with 20 goals and fourth with 5 PPG ... Registered 12 multi-point performances ... Compiled a season-long 10-game point streak (6G, 12A) from Feb. 26-March 18 ... Tallied three points (2G, 1A), including his 100th career NHL point, on March 1 vs. SJS. **2000-01:** Led NHL rookies with 21 goals, 41 assists and 62 points in 82 regular-season games with TBL in his NHL debut ... Led TBL in points and assists ... Named to the NHL All-Rookie Team ... Paced league rookies with 19 power-play assists and 26 power-play points while sharing first with 179 SOG ... Shared third among NHL first-years in PPG (7) ... Ranked second on the team in SOG and third in goals ... Shared second on the club in PPG and third in GWG ... Registered 15 multi-point performances, including five contests with three or more points ... Registered his first career points (1G, 1A) on Oct. 8 vs. VAN ... Named NHL's Rookie of the Month for October ... Posted a season-long seven-game point streak (2G, 8A) from Jan. 29-Feb. 13.

LEADERSHIP

PLAYERS

2013-14

OPPONENTS

TRADITION

RECORDS

PLAYOFFS

HISTORY

MINORS

NHL

MEDIA

BRAD RICHARDS

LEADERSHIP

PLAYERS

2013-14

OPPONENTS

TRADITION

RECORDS

PLAYOFFS

HISTORY

MINORS

NHL

MEDIA



INTERNATIONAL CAREER

Represented Team Canada at the 2006 Winter Olympic Games in Turin ... Led the team with four points in six contests and shared the lead with two goals ... Captured a gold medal with Team Canada at the World Cup of Hockey in 2004, posting a goal and three assists in six contests ... Registered six points (3G, 3A) in seven games with Canada at the 2001 IIHF World Championship ... Captured a bronze medal with Canada at the 2000 World Junior Championship, tallying two points (1G, 1A) in seven games ... Played three games with Team Canada at the 1997 U18 WJC.

CAREER STATISTICS

SEASON	TEAM	LEAGUE	REGULAR SEASON						PLAYOFFS					
			GP	G	A	PTS	+/-	PIM	GP	G	A	PTS	+/-	PIM
1996-97	Notre Dame	SJHL	63	39	48	87	-	73	-	-	-	-	-	-
	Canada	WJC U18	3	0	0	0	-	0	-	-	-	-	-	-
1997-98	Rimouski	QMJHL	68	33	82	115	12	44	19	8	24	32	-1	2
1998-99	Rimouski	QMJHL	59	39	92	131	18	55	11	9	12	21	13	6
1999-2000	Rimouski	QMJHL	63	71	115	186	80	69	12	13	24	37	6	16
	Canada	WJC	7	1	1	2	0	0	-	-	-	-	-	-
2000-01	TAMPA BAY	NHL	82	21	41	62	-10	14	-	-	-	-	-	-
	Canada	WC	7	3	3	6	6	0	-	-	-	-	-	-
2001-02	TAMPA BAY	NHL	82	20	42	62	-18	13	-	-	-	-	-	-
2002-03	TAMPA BAY	NHL	82	17	57	74	3	24	11	0	5	5	-3	12
2003-04	TAMPA BAY	NHL	82	26	53	79	14	12	23	12	14	26	5	4
2004-05	AK Bars Kazan	RUS	6	2	5	7	2	16	-	-	-	-	-	-
	Canada	W-CUP	6	1	3	4	2	0	-	-	-	-	-	-
2005-06	TAMPA BAY	NHL	82	23	68	91	0	32	5	3	5	8	-5	6
	Canada	OLY	6	2	2	4	3	6	-	-	-	-	-	-
2006-07	TAMPA BAY	NHL	82	25	45	70	-19	23	6	3	5	8	-4	6
2007-08	TAMPA BAY	NHL	62	18	33	51	-25	15	-	-	-	-	-	-
	DALLAS	NHL	12	2	9	11	-2	0	18	3	2	15	1	8
2008-09	DALLAS	NHL	56	16	32	48	-4	6	-	-	-	-	-	-
2009-10	DALLAS	NHL	80	24	67	91	-12	14	-	-	-	-	-	-
2010-11	DALLAS	NHL	72	28	49	77	1	24	-	-	-	-	-	-
2011-12	NY RANGERS	NHL	82	25	41	66	-1	22	20	6	9	15	-2	8
2012-13	NY RANGERS	NHL	46	11	23	34	8	14	10	1	0	1	-3	2
2013-14	NY RANGERS	NHL	82	20	31	51	-8	18	25	5	7	12	-2	4
NHL TOTALS			982	276	591	867	-73	231	118	33	57	90	-13	50

LEADERSHIP

PLAYERS

2013-14

OPPONENTS

TRADITION

RECORDS

PLAYOFFS

HISTORY

MINORS

NHL

MEDIA

MICHAL ROZSIVAL

DEFENSE • 32

SHOOTS: **RIGHT**

HEIGHT: **6'1"** WEIGHT: **212**

BIRTHDATE: **SEPT. 3, 1978**

BIRTHPLACE: **VLASIM, CZECH REPUBLIC**



DRAFT POSITION

Pittsburgh Penguins' fourth-round selection (105th overall) in the 1996 National Hockey League Draft.

CAREER TRANSACTIONS

Signed as a free agent by NYR on Aug. 29, 2005 ... Traded by NYR to ARI for Wojtek Wolski on Jan. 10, 2011 ... Signed as a free agent by the Blackhawks on Sept. 11, 2012.

CAREER HIGHLIGHTS

Posted a career-high 30 assists and 40 points in 80 games during the 2006-07 regular season with NYR ... Netted a career-high 13 goals in 2007-08 with NYR ... Skated in a regular-season career-high 30:47 on March 16, 2007 at ATL ... Notched a career-best seven postseason points (3G, 4A) in 2007 with NYR ... Represented the Czech Republic at the 2014 Winter Olympics in Sochi ... Won the Stanley Cup in 2013 with Chicago.

CAREER

2013-14: Tallied eight points (1G, 7A) in 42 regular-season games with Chicago ... Appeared in his 800th career NHL game on Dec. 3 vs. DAL ... Scored his first goal as a Blackhawk on Jan. 5 vs. SJS ... Skated in a season-high 23:47 on Feb. 5 at ANA ... Missed nine games due to injury (March 18-April 3) ... Recorded six points (1G, 5A) in 17 Stanley Cup Playoffs games ... Ranked fourth among team defensemen in points ... Equalled his postseason career high in assists ... Registered a postseason-high 24:41 of ice time in Game 5 of the Western Conference Final vs. LAK on May 28 ... Netted a goal at STL **2012-13:** Registered 12 assists in 27 regular-season games with Chicago ... Recorded a season-high two assists on Jan. 20 at ARI ... Skated in a season-high 24:14 and posted his 200th NHL assist on Feb. 19 vs. VAN ... Tallied the game-deciding goal on his first career shootout attempt on April 1 vs. NSH ... Missed 10 games due to injury (Jan. 26-Feb. 7, April 19-22) ... Tallied four helpers in 23 playoff games en route to the 2013 Stanley Cup championship ... Skated in a playoff season-high 30:10 in Game 1 of the Stanley Cup Final vs. BOS on June 12 ... Notched his second career playoff multi-point outing (2A) in Game 4 of the SCF at BOS on June 19. **2011-12:** Recorded 13 points (1G, 12A) and 34 PIM in 54 regular-season games with ARI ... Missed 26 games due to injury (Oct. 10-Dec. 6) ... Registered 2 PIM in 15 postseason appearances while helping ARI reach the WCF for the first time in franchise history ... Ranked third on the team with 21:48 of average ice time and second with 28 blocked shots. **2010-11:** Split the season between ARI and NYR, totaling 21 points (6G, 15A) in 65 regular-season games ... Posted six points (3G, 3A) in 33 regular-season games with ARI ... Skated in his 700th NHL game on April 6, 2011 at LAK ... Tallied 15 points (3G, 12A) in 32 regular-season games with NYR ... Registered 2 PIM in four postseason appearances for ARI in the Western Conference Quarterfinals vs. DET. **2009-10:** Recorded 23 points (3G, 20A) in 82 regular-season games with NYR ... Skated in his 600th career NHL game on Jan. 9 at BOS. **2008-09:** Led team defensemen with 30 points (8G, 22A) in 76 regular-season games with NYR ... Skated in his 500th career game on Nov. 17 vs. OTT ... Converted a penalty shot for his 50th career goal and added the overtime game-winner on Dec. 17 at LAK ... Tallied 4 PIM in seven postseason appearances in the Eastern Conference Quarterfinals vs. WSH. **2007-08:** Led team blueliners in goals (13), assists (25) and points (38) in 80 regular-season games with NYR ... Tied for seventh among league defensemen with a career-high 13 goals ... Ranked third among team defensemen with a career-high 127 SOG ... Paced the team with a career-high 24:33 TOI per game ... Recorded a career-high three assists on Dec. 18 vs. PIT ... Logged a season-high 30:28 on April 4 vs. NYI ... Tallied six points and a postseason career-high five assists in 10 playoff games. **2006-07:** Registered career highs in assists (30), points (40) and



CAREER HIGHS

SOG	6	@ NJD	10/08/05
GOALS	2	PIT	THREE TIMES
ASSISTS	3	PIT	12/18/07
POINTS	3	PIT	TWICE
PIM	12	PIT	TWICE

ROZSIVAL VS. NHL

	GP	G	A	PTS	PIM
ANA	17	0	6	6	16
ARI	13	0	4	4	12
BOS	34	3	9	12	28
BUF	33	2	9	11	26
CGY	18	3	2	5	6
CAR	33	2	7	9	26
CHI	15	0	4	4	12
COL	24	2	2	4	16
CBJ	17	2	7	9	8
DAL	20	2	7	9	11
DET	18	1	5	6	12
EDM	16	0	6	6	6
FLA	36	3	12	15	39
LAK	21	3	3	6	14
MIN	14	1	3	4	22
MTL	31	4	8	12	34
NSH	18	0	4	4	2
NJD	51	3	9	12	30
NYI	56	3	19	22	44
NYR	19	1	4	5	14
OTT	36	0	7	7	36
PHI	48	4	9	13	44
PIT	39	8	19	27	46
SJS	21	1	2	3	8
STL	21	0	3	3	12
TBL	36	1	13	14	26
VAN	18	0	3	3	16
WSH	34	7	8	15	29
WPG	33	5	6	11	20
TOTAL	825	65	215	280	635

CAREER (CONT.)

power-play goals (7) in 80 regular-season games with NYR ... Posted his 100th NHL point with (1A) on Oct. 28 at ARI ... Netted his first career multi-goal game (2 PPG) on Feb. 10 at WSH ... Recorded a regular-season career-high 30:47 TOI on March 16 at ATL ... Registered his 100th career assist on March 25 at NYI ... Paced club defensemen with a postseason career-high three goals and seven points in 10 postseason games ... Logged a playoff season-high 38:16 and tallied the GWG in double-overtime in Game 3 of the Eastern Conference Semifinals vs. BUF on April 29, ending NYR's longest playoff game since 1971. **2005-06:** Paced team defensemen with 30 points (5G, 25A) in 82 regular-season games with NYR ... Led the league with a career-high +35 rating ... Ranked second on the team with a career-high 90 PIM ... Notched one assist and 8 PIM in four postseason games ... Tallied his first NHL postseason point (1A) in Game 4 of the ECQF at NJD on April 29. **2004-05:** Split the season between HC Ocelari Trinec and HHCC Moeller Pardubice of the Czech Extraliga, registering a combined 15 points (2G, 13A) and 70 PIM in 51 regular-season games ... Tallied three points (1G, 2A) and 34 PIM in 16 postseason games with HHCC Moeller. **2003-04:** Appeared in one regular-season game with the American Hockey League's Wilkes-Barre/Scranton Penguins ... Missed the season due to injury. **2002-03:** Notched 10 points (4G, 6A) and 40 PIM in 53 regular-season games with PIT. **2001-02:** Led team defensemen with nine goals, 20 assists and 29 points in 79 regular-season games with PIT. **2000-01:** Split the season between PIT and Wilkes-Barre/Scranton ... Tallied five points (1G, 4A) in 30 regular-season games with PIT ... Posted 16 points (8G, 8A) in 29 regular-season games with Wilkes-Barre ... Helped Wilkes-Barre reach the Calder Cup Final vs. St. John, tallying 22 points (3G, 19A) in 21 AHL playoff games. **1999-2000:** Ranked second among PIT defensemen with 21 points (4G, 17A) in 75 regular-season games in his first NHL season ... Ranked third among NHL rookie defensemen in assists and shared third in points ... Appeared in two postseason games, registering 4 PIM ... Logged a postseason career-high 45:21 TOI on May 4 vs. PHI. **1988-99:** Notched 25 points (3G, 25A) and 72 PIM in 49 regular-season games in his professional debut with the AHL's Syracuse Crunch. **1997-98:** Recorded junior career highs in nearly every category, posting 69 points (14G, 55A) in 71 regular-season games with the Western Hockey League's Swift Current Broncos ... Won the Bill Hunter Memorial Trophy as the WHL's Defenseman of the Year ... Named to the WHL East First All-Star Team ... Posted five assists and 33 PIM in 12 postseason games. **1996-97:** Registered 39 points (8G, 31A) and 80 PIM in 63 regular-season games with Swift Current ... Tallied six assists and 15 PIM in 10 postseason appearances.

INTERNATIONAL CAREER

Appeared in five games for the Czech Republic at the 2014 Winter Olympics in Sochi, averaging 14:33 of ice time ... Won a gold medal with the Czech Republic at the 2010 IIHF World Championship ... Registered two assists and 4 PIM in nine games ... Paced the team with 22:22 TOI per game ... Played four games with the Czech Republic at the 2008 World Championship.

CAREER STATISTICS

SEASON	TEAM	LEAGUE	REGULAR SEASON						PLAYOFFS					
			GP	G	A	PTS	+/-	PIM	GP	G	A	PTS	+/-	PIM
1994-95	HC Dukla Jihlava Jr	Czech Rep. Jr	31	8	13	21	-	-	-	-	-	-	-	-
1995-96	HC Dukla Jihlava	Czech Rep.	36	3	4	7	-	-	-	-	-	-	-	-
1996-97	Swift Current	WHL	63	8	31	39	23	80	10	0	6	6	6	15
1997-98	Swift Current	WHL	71	14	55	69	24	122	12	0	5	5	4	33
1998-99	Syracuse	AHL	49	3	22	25	-12	72	-	-	-	-	-	-
1999-2000	PITTSBURGH	NHL	75	4	17	21	11	48	2	0	0	0	0	4
2000-01	PITTSBURGH	NHL	30	1	4	5	3	26	-	-	-	-	-	-
	Wilkes-Barre/Scranton	AHL	29	8	8	16	3	32	21	3	19	22	3	23
2001-02	PITTSBURGH	NHL	79	9	20	29	-6	47	-	-	-	-	-	-
2002-03	PITTSBURGH	NHL	53	4	6	10	-5	40	-	-	-	-	-	-
2003-04	Wilkes-Barre/Scranton	AHL	1	0	0	0	0	2	-	-	-	-	-	-
2004-05	HHCC Moeller Pardubice	Czech Rep.	16	1	3	4	6	30	16	1	2	3	8	34
	HC Ocelari Trinec	Czech Rep.	35	1	10	11	-	40	-	-	-	-	-	-
2005-06	NY RANGERS	NHL	82	5	25	30	35	90	4	0	1	1	-2	8
2006-07	NY RANGERS	NHL	80	10	30	40	10	52	10	3	4	7	6	10
2007-08	NY RANGERS	NHL	80	13	25	38	0	80	10	1	5	6	4	10
	Czech Republic	WC	4	0	0	0	1	0	-	-	-	-	-	-
2008-09	NY RANGERS	NHL	76	8	22	30	-7	52	7	0	0	0	0	4
2009-10	NY RANGERS	NHL	82	3	20	23	3	78	-	-	-	-	-	-
	Czech Republic	WC	9	0	2	2	-3	4	-	-	-	-	-	-
2010-11	NY RANGERS	NHL	32	3	12	15	3	22	-	-	-	-	-	-
	ARIZONA	NHL	33	3	3	6	3	20	4	0	0	0	-3	2
2011-12	ARIZONA	NHL	54	1	12	13	8	34	15	0	0	0	-3	2
2012-13	CHICAGO	NHL	27	0	12	12	18	14	23	0	4	4	9	16
2013-14	CHICAGO	NHL	42	1	7	8	7	32	17	1	5	6	-1	8
	Czech Republic	OLY	5	0	0	0	-5	0	-	-	-	-	-	-
NHL TOTALS			825	65	215	280	83	635	92	5	19	24	10	64

LEADERSHIP

PLAYERS

2013-14

OPPONENTS

TRADITION

RECORDS

PLAYOFFS

HISTORY

MINORS

NHL

MEDIA

DAVID RUNDBLAD


DEFENSE • 5

SHOOTS: **RIGHT**

HEIGHT: **6'2"** WEIGHT: **195**

BIRTHDATE: **OCT. 8, 1990**

BIRTHPLACE: **LYCKSELE, SWEDEN**



DRAFT POSITION

St. Louis Blues' first-round selection (17th overall) in the 2009 National Hockey League Draft.

CAREER TRANSACTIONS

Traded by STL to OTT for a first-round selection in the 2010 NHL Draft (Vladimir Tarasenko) on June 25, 2010 ... Traded by OTT with a second-round selection in the 2012 NHL Draft to ARI for Kyle Turris on Dec. 17, 2011 ... Traded by ARI with Mathieu Brisebois to the Blackhawks for a second-round selection in the 2014 NHL Draft on March 4, 2014.

CAREER HIGHLIGHTS


Posted a career-high four points (1G, 3A) in 24 games during the 2011-12 regular season with OTT ... Skated in a regular-season career-high 21:50 on Jan. 2, 2014 vs. CBJ.

CAREER

2013-14: Split the season between Chicago and ARI, posting one assist in 17 combined regular-season games ... Was held without a point in five outings with Chicago ... Made his Blackhawks debut on March 9 at BUF ... Earned one assist in 12 games with ARI ... Earned his first point of the season on Nov. 16 vs. TBL ... Skated in a career-high 21:50 on Jan. 2 vs. CBJ ... Appeared in six games with the American Hockey League's Portland Pirates, compiling four assists ... Tallied a season-high two assists on Feb. 23 vs. St. John's. **2012-13:** Played in eight games with ARI, recording one assist ... Posted 39 points (9G, 30A) in 50 regular-season games with Portland in the AHL ... Led Portland defensemen and ranked eighth among AHL defensemen in points ... Ranked second with 18 power-play points (6G, 12A). **2011-12:** Split the season between OTT, ARI and Portland in his first professional season ... Appeared in 24 regular-season games with OTT, recording four points (1G, 3A) ... Made his NHL debut on Oct. 11 vs. MIN ... Recorded his first career NHL point (1A) on Oct. 15 at WSH ... Scored his first career NHL goal on Nov. 27 vs. CAR ... Collected three assists in six regular-season games with ARI after being acquired in a trade on Dec. 17 ... Collected an assist in his ARI debut on Dec. 21 at CAR ... Recorded 16 points (7G, 9A) in 30 games with Portland ... Scored a goal in his AHL debut vs. Springfield on Jan. 14. **2010-11:** Recorded 50 points (11G, 39A) in 55 regular-season games with the Swedish Elite League's Skelleftea, the second-highest point total by a defenseman in league history (D. Petrasek, 53 points in 2009-10) ... Posted 10 points (3G, 7A) in 18 postseason games. **2009-10:** Collected 13 points (1G, 12A) in 47 regular-season games with Skelleftea ... Notched one assist in 12 playoff games. **2008-09:** Recorded 10 assists in 45 regular-season games with Skelleftea ... Tallied a goal and an assist in 10 playoff tilts.

INTERNATIONAL CAREER

Won a silver medal with Team Sweden at the 2011 IIHF World Championship, earning one assist in four games ... Served as an alternate captain on Sweden's bronze-medal team at the 2010 World Junior Championship, recording five points (1G, 4A) in six games ... Won a silver medal with Sweden at the 2009 WJC, posting two points (1G, 1A) in six games.



CAREER HIGHS

SOG	5	CBJ	03/03/12
GOALS	1	CAR	11/27/11
ASSISTS	1		EIGHT TIMES
POINTS	1		NINE TIMES
PII	2		SIX TIMES

RUNDBLAD VS. NHL

	GP	G	A	PTS	PII
ANA	2	0	0	0	2
BOS	2	0	0	0	0
BUF	3	0	0	0	0
CGY	2	0	0	0	0
CAR	4	1	1	2	2
COL	2	0	0	0	0
CBJ	5	0	1	1	4
DAL	3	0	0	0	0
DET	1	0	1	1	0
EDM	2	0	0	0	0
FLA	1	0	1	1	0
MIN	3	0	0	0	0
NSH	4	0	0	0	0
NJD	1	0	0	0	0
NYI	1	0	0	0	0
NVR	3	0	0	0	2
PHI	1	0	0	0	2
PIT	2	0	0	0	0
SJS	2	0	0	0	0
TBL	2	0	1	1	0
TOR	1	0	1	1	0
VAN	3	0	1	1	0
WSH	3	0	1	1	0
WPG	2	0	0	0	0
TOTAL	55	1	8	9	12

CAREER STATISTICS

SEASON	TEAM	LEAGUE	REGULAR SEASON						PLAYOFFS					
			GP	G	A	PTS	+/-	PIM	GP	G	A	PTS	+/-	PIM
2006-07	Skelleftea U18	SWE-2 U18	4	1	1	2	-	9	-	-	-	-	-	-
	Skelleftea Jr	SuperElit	14	3	4	7	-	12	2	0	0	0	0	2
2007-08	Skelleftea U18	SWE U18	4	3	2	5	-	29	-	-	-	-	-	-
	Skelleftea Jr	SuperElit	35	11	15	26	-	44	2	1	3	4	0	6
	Skelleftea	SWE	6	0	0	0	0	2	-	-	-	-	-	-
	Sweden	WJC U18	6	0	1	1	-4	2	-	-	-	-	-	-
2008-09	Skelleftea Jr	SuperElit	10	8	7	15	-	2	-	-	-	-	-	-
	Skelleftea	SWE	45	0	10	10	3	8	10	1	1	2	-2	2
	Sweden	WJC	6	1	1	2	0	0	-	-	-	-	-	-
2009-10	Skelleftea Jr	SuperElit	3	2	2	4	-	4	-	-	-	-	-	-
	Skelleftea	SWE	47	1	12	13	4	14	12	0	1	1	-3	2
	Sweden	WJC	6	1	4	5	9	2	-	-	-	-	-	-
2010-11	Skelleftea	SWE	55	11	39	50	5	14	18	3	7	10	5	20
	Sweden	WC	4	0	1	1	-1	2	-	-	-	-	-	-
2011-12	OTTAWA	NHL	24	1	3	4	-11	6	-	-	-	-	-	-
	ARIZONA	NHL	6	0	3	3	-1	0	-	-	-	-	-	-
	Portland	AHL	30	7	9	16	-18	27	-	-	-	-	-	-
2012-13	ARIZONA	NHL	8	0	1	1	-5	0	-	-	-	-	-	-
	Portland	AHL	50	9	30	39	8	26	3	1	0	1	-1	0
2013-14	CHICAGO	NHL	5	0	0	0	-1	0	-	-	-	-	-	-
	ARIZONA	NHL	12	0	1	1	-3	6	-	-	-	-	-	-
	Portland	AHL	6	0	4	4	-3	0	-	-	-	-	-	-
NHL TOTALS			55	1	8	9	-21	12	-	-	-	-	-	-

LEADERSHIP

PLAYERS

2013-14

OPPONENTS

TRADITION

RECORDS

PLAYOFFS

HISTORY

MINORS

NHL

MEDIA

BRANDON SAAD

LEFT WING • 20


SHOOTS: **LEFT**

HEIGHT: **6'1"** WEIGHT: **202**

BIRTHDATE: **OCT. 27, 1992**

BIRTHPLACE: **PITTSBURGH, PA.**

HOMETOWN: **GIBSONIA, PA.**



DRAFT POSITION

Blackhawks' second-round selection (43rd overall) in the 2011 National Hockey League Draft.

CAREER HIGHLIGHTS

Tallied career highs in nearly every statistical category during the 2013-14 regular season, including games played (78), goals (19), assists (28) and points (47) ... Has compiled a career-long four-game point streak three separate times ... Skated in a regular-season career-high 21:57 on March 6, 2013 vs. COL ... Recorded postseason career highs in the 2014 playoffs with six goals, 10 assists and 16 points ... Notched a playoff career-long four-game point streak (3G, 4A) from May 26-June 1, 2014 ... Won the Stanley Cup in 2013 with Chicago.

CAREER

2013-14: Ranked sixth on the team with a career-high 47 points (19G, 28A) in 78 regular-season games ... Set career marks in goals and assists ... Skated in a season-high 20:48 on Nov. 23 at VAN ... Tallied a regular-season career-high seven shots on goal on March 12 vs. COL ... Posted a season-high three points twice (Oct. 1 vs. WSH, 1G, 2A; Jan. 29 at VAN, 2G, 1A) ... Tied his career best with two assists on five occasions and notched two multi-goal games ... Equaled a career long with a four-game point streak (4G, 2A) from Dec. 8-14 ... Missed two games due to injury (March 18-21) ... Recorded 16 points (6G, 10A) in 19 Stanley Cup Playoffs games ... Set postseason career highs in goals, assists and points ... Ranked third on the team in points and fourth in goals and assists ... Registered a postseason career-best 17:31 of average ice time ... Netted a playoff career-best two goals in Game 2 of the Western Conference Second Round vs. MIN on May 4, including his first career postseason game-winner ... Notched a playoff career-long four-game point streak (3G, 4A) from May 26-June 1 ... Collected a postseason career-high three points (1G, 2A) in Game 5 of the Western Conference Final vs. LAK on May 28. **2012-13:** Split the season between Chicago and the American Hockey League's Rockford IceHogs ... Named a finalist for the 2013 Calder Memorial Trophy, given annually to the NHL's top rookie ... Shared fourth on the Blackhawks with 27 points (10G, 17A) in 46 regular-season games ... Ranked fifth in points among NHL first-years and third in assists ... Notched a career-high three points twice ... Notched his first career NHL goal on Feb. 5 at SJS ... Netted his first career shorthanded and game-winning goal on Feb. 22 vs. SJS ... Tallied his first career multi-point game (1G, 2A) on March 5 vs. MIN ... Skated in a regular-season career-high 21:57 on March 6 vs. COL ... Posted career-long four-game point streaks twice (March 5-10, 1G, 5A; March 16-25, 5A) ... Posted his first multi-goal game (2G, 1A) on March 31 at DET ... Shared the lead among league rookies with six points (1G, 5A) in 23 postseason games en route to the 2013 Stanley Cup championship ... Ranked third among rookie forwards with an average TOI of 16:23 ... Led all first-years with 50 SOG ... Recorded his first career playoff multi-point outing (2A) in Game 2 of the WCF vs. LAK on June 2 ... Netted his first postseason goal, tallied a career-high 9 SOG and skated in a playoff career-high 31:15 in Game 1 of the Stanley Cup Final vs. BOS on June 12 ... Posted 18 points (7G, 11A) in 30 regular-season games with Rockford in his AHL debut ... Notched a professional career-high four points (1G, 3A) on Jan. 11 vs. Grand Rapids ... Missed seven games due to injury (Oct. 20-Nov. 3). **2011-12:** Split time between Chicago and the Ontario Hockey League's Saginaw Spirit ... Made his NHL debut at Dallas on Oct. 7, tallying 2 SOG in 13:05 of ice time ... Recorded one assist in two postseason games in his Stanley Cup Playoffs debut ... Made his postseason debut in Game 4 of the Western Conference Quarterfinals vs. ARI on April 19 ... Notched his first NHL playoff point (1A) in Game 5 on April 21 ... Recorded career highs in goals (3G), assists (4G) and points (7G) in 44 regular-season tilts with Saginaw ... Shared second on the club with 76 points (34G, 42A) and ranked second with 34 goals ... Registered a postseason career-high



CAREER HIGHS:

SOG	7	@ COL	03/12/14
GOALS	2	THREE TIMES	
ASSISTS	2	EIGHT TIMES	
POINTS	3	FOUR TIMES	
PIM	4	TWICE	

SAAD VS. NHL

	GP	G	A	PTS	PIM
ANA	6	1	1	2	0
ARI	6	1	0	1	6
BOS	2	0	0	0	2
BUF	2	0	1	1	2
CGY	6	0	3	3	2
CAR	1	0	1	1	0
COL	8	2	5	7	0
CBJ	6	0	2	2	0
DAL	10	2	3	5	2
DET	6	2	2	4	4
EDM	6	1	6	7	8
FLA	2	1	1	2	0
LAK	5	1	1	2	0
MIN	8	3	4	7	2
MTL	2	0	0	0	0
NSH	10	3	4	7	0
NJD	2	1	2	3	0
NYI	2	0	0	0	0
NYR	2	0	0	0	0
OTT	2	0	0	0	0
PHI	1	0	1	1	2
PIT	2	0	1	1	0
SJS	6	3	2	5	0
STL	7	2	1	3	0
TBL	2	1	0	1	0
TOR	2	1	1	2	0
VAN	6	2	1	3	2
WSH	2	1	2	3	0
WPG	4	1	0	1	0
TOTAL	126	29	45	74	32

CAREER (CONT.)

17 points (8G, 9A) in 12 contests, pacing the team in points and goals and sharing second on the club in helpers. **2010-11:** Ranked fifth on Saginaw with 55 points (27G, 28A) in 59 regular-season contests ... Tied for second on the club with 27 markers and 12 PPG in his first OHL campaign ... Netted two hat tricks during the campaign ... Recorded his first OHL goal and assist for his first multi-point game at Erie on Sept. 25 ... Registered 12 points (3G, 9A) in 12 postseason tilts. **2009-10:** Recorded 58 points (29G, 29A) in 63 contests with the U.S. National Team Development Program U18 team ... Tallied 26 points (12G, 14A) in 24 regular-season games with the United States Hockey League's USNTDP Juniors. **2008-09:** Recorded 29 goals and 18 helpers in 47 regular-season tilts with the North American Hockey League's Mahoning Valley Phantoms ... Named the NAHL's Rookie of the Year ... Was selected to the All-NAHL team, the All-North division team and the All-Rookie team.

INTERNATIONAL CAREER

Posted six points (1G, 5A) and a team-high +8 plus/minus rating in six games with Team USA at the 2012 World Junior Championship ... Helped Team USA win a gold medal at the 2010 U18 WJC, tallying six points (3G, 3A) in seven games.

CAREER STATISTICS

SEASON	TEAM	LEAGUE	REGULAR SEASON						PLAYOFFS					
			GP	G	A	PTS	+/-	PIM	GP	G	A	PTS	+/-	PIM
2007-08	Pittsburgh	MWEHL	26	11	19	30	-	16	-	-	-	-	-	-
2008-09	Mahoning Valley	NAHL	47	29	18	47	21	48	7	5	1	6	5	10
2009-10	USNTDP	U17	7	6	5	11	-	2	-	-	-	-	-	-
	USNTDP	U18	39	17	15	32	-	16	-	-	-	-	-	-
	USA	WJC U18	7	3	3	6	6	4	-	-	-	-	-	-
2010-11	Saginaw	OHL	59	27	28	55	8	47	12	3	9	12	1	10
2011-12	CHICAGO	NHL	2	0	0	0	0	0	2	0	1	1	2	0
	Saginaw	OHL	44	34	42	76	35	38	12	8	9	17	3	4
	USA	WJC	6	1	5	6	8	0	-	-	-	-	-	-
2012-13	Rockford	AHL	31	8	12	20	1	10	-	-	-	-	-	-
	CHICAGO	NHL	46	10	17	27	17	12	23	1	5	6	-1	4
2013-14	CHICAGO	NHL	78	19	28	47	20	20	19	6	10	16	10	6
NHL TOTALS			126	29	45	74	37	32	44	7	16	23	11	10

LEADERSHIP

PLAYERS

2013-14

OPPONENTS

TRADITION

RECORDS

PLAYOFFS

HISTORY


MINORS

NHL

MEDIA

BRENT
SEABROOK

DEFENSE • 7

SHOOTS: **RIGHT**HEIGHT: **6'3"** WEIGHT: **221**BIRTHDATE: **APRIL 20, 1985**BIRTHPLACE: **RICHMOND, BRITISH COLUMBIA**HOMETOWN: **TSAWASSEN, BRITISH COLUMBIA**

DRAFT POSITION


Blackhawks' first-round selection (14th overall) in the 2003 National Hockey League Draft.

CAREER HIGHLIGHTS

Posted a career-high 48 points (9G, 39A) in 82 games during the 2010-11 regular season ... Has reached a career-high nine-goal mark three times ... Holds the franchise record with eight career overtime goals (regular and postseason combined) ... Tied a career-best four points (4A) on Oct. 7, 2005 vs. SJS, a franchise record among rookies ... Skated in a regular-season career-high 31:22 on Nov. 3, 2011 at FLA ... Notched postseason career highs with 12 assists and 15 points in the 2014 playoffs ... Won a gold medal with Team Canada at the 2010 Winter Olympics ... Won the Stanley Cup in 2010 and 2013 with Chicago.

CAREER

2013-14: Earned 41 points (7G, 34A) in 82 regular-season games, second among club blueliners ... Shared the lead among team defensemen in goals ... Ranked second on the team with 142 blocked shots ... Recorded eight multi-point games ... Tied a career-long four-game assist streak (4A) from Oct. 24-28 ... Tied his 200th career assist on Nov. 14 vs. ARI ... Tied a season-long four-game point streak (2G, 4A) from Dec. 6-11 ... Recorded a season-high seven hits on Dec. 14 vs. TOR ... Skated in a season-high 26:57 on March 23 vs. NSH ... Recorded 15 points (3G, 12A) in 16 Stanley Cup Playoffs games ... Set postseason career highs in points and assists ... Paced team defensemen and ranked third among league blueliners in playoff points ... Led the club with six power-play points (2G, 4A) ... Notched multi-point efforts in his first four games of the postseason (1G, 1A on April 17 at STL; 1G, 1A on April 19 at STL; 2A on April 27 vs. STL; 2A on May 2 vs. MIN) ... Posted two three-game point streaks (5A, April 27-May 4; 1G, 3A, May 28-June 1) ... Missed three games due to suspension (April 21-27). **2012-13:** Ranked second among team blueliners with 20 points (8G, 12A) in 47 regular-season games ... Was one of seven NHL blueliners with 100-plus blocked shots (106) and hits (103) ... Recorded four multi-point games ... Logged a season-high 27:37 of ice time on Jan. 27 vs. DET ... Took a season-high five shots on goal on Feb. 15 vs. SJS ... Registered a season-high eight hits on March 1 vs. CBJ ... Tied a career high with two goals, both on the power play, on April 20 vs. ARI, and was one of two Blackhawks to net a goal on his birthday (N. Leddy) ... Missed one game due to injury (Feb. 19) ... Tied four points (3G, 1A) in 23 postseason games en route to the 2013 Stanley Cup championship ... Netted two game-winning goals and was one of two league defensemen to net more than one GWG ... Notched his first career playoff GWG in overtime in Game 7 of the Western Conference Semifinals vs. DET on May 29 ... Skated in a postseason career-high 39:12 in Game 1 of the Stanley Cup Final vs. BOS on June 12 ... Tied the OT GWG in Game 4 of the SCF at BOS on June 19 ... Set a franchise record with eight career OT goals (regular and postseason). **2011-12:** Paced team defensemen and tied his career high with nine goals and ranked third among club blueliners with 34 points (9G, 25A) in 78 regular-season contests ... Reached the 30-point plateau for the fifth time in his career and the 20-point mark for the seventh consecutive game ... Ranked seventh among NHL defensemen with a team-high 198 hits ... Paced Chicago with 165 blocked shots ... Registered a career-high 156 SOG ... One of two NHL blueliners to record 150 hits, 150 blocked shots and 150 shots on goal (D. Seidenberg) ... Finished second on the club with a career-high 24:43 average TOI ... Recorded six multi-point games, second among club blueliners ... Skated in a regular-season career-high 31:22 on Nov. 3 at FLA ... Recorded his 200th NHL point (1A) on Dec. 2 vs. NYI ... Collected an assist in his 500th NHL game on Dec. 11 vs. SJS ... Posted a season-long three-game point streak (2G, 1A) from Feb. 3-10 ... Missed four regular-season games due to injury (Nov. 16-23) ... Tied three points



CAREER HIGHS

SOG	8	ANA	01/10/10
GOALS	2		TWICE
ASSISTS	4	SJS	10/07/05
POINTS	4	SJS	10/07/05
PIM	22	@ NSH	12/02/06

SEABROOK VS. NHL

	GP	G	A	PTS	PIM
ANA	34	2	6	8	10
ARI	33	4	8	12	16
BOS	10	0	3	3	6
BUF	9	0	6	6	6
CGY	32	4	11	15	32
CAR	8	0	2	2	2
CBJ	35	2	9	11	12
COL	52	9	24	33	41
DAL	36	1	14	15	51
DET	53	7	19	26	24
EDM	32	5	9	14	18
FLA	11	2	6	8	6
LAK	33	3	13	16	29
MIN	35	1	6	7	25
MTL	8	0	3	3	2
NSH	56	2	16	18	62
NYJ	9	2	7	9	9
NJD	8	1	3	4	4
NYR	10	1	4	5	4
OTT	8	2	3	5	2
PHI	7	2	0	2	0
PIT	7	0	0	0	4
SJS	33	3	16	19	32
STL	57	5	18	23	50
TBL	9	1	5	6	0
TOR	8	1	2	3	4
VAN	31	2	5	7	25
WSH	7	1	2	3	9
WPG	10	0	4	4	4
TOTAL	681	63	224	287	489

CAREER (CONT.)

(1G, 2A) in six postseason appearances in the 2012 Western Conference Quarterfinals vs. ARI ... Led team blueliners with 18 SOG and paced the team with 12 blocked shots ... Ranked second in the league with a postseason career-high average TOI of 30:01 ... Posted a postseason career-high 7 SOG in Game 1 on April 12. **2010-11:** Ranked fifth on the club and led team defensemen with a career-high 48 points (9G, 39A) ... Tied his career high with nine goals and set a career best with 39 assists ... Netted a career-high 5 PPG to lead team blueliners ... Finished second on the club with 154 blocked shots ... Ranked second on the team with 24:23 TOI per game ... Paced the team with 2:46 of shorthanded TOI per game ... Registered a team-high 27 assists at home and led club defensemen with 30 home points ... Led team blueliners with 10 multi-point games, including one three-point outing ... Registered a pair of assists on Oct. 16 vs. BUF for his first multi-point outing of the campaign ... Recorded a season-high 6 SOG on Oct. 9 vs. DET ... Logged a season-high 28:30 TOI twice (Oct. 11 at BUF, March 9 at TBL) ... Registered one assist in five playoff games during the 2011 WCQF vs. VAN ... His only point of the postseason came on the game-tying goal to force overtime in Game 7 on April 26 ... Missed two games due to injury (April 19-21). **2009-10:** Collected 26 assists and 30 points in 78 regular-season games ... Led the club with 153 blocked shots ... Ranked second on the team and paced club blueliners with 208 hits ... Posted six multi-assist games and seven multi-point outings ... Compiled two season-long three-game point streaks (Oct. 2-8, 4A; Nov. 13-19, 3A) ... Collected his 100th NHL assist on Dec. 13 vs. TBL ... Ended the longest shootout in Blackhawks history (tied) with an 11th-round game-deciding goal on Dec. 1 vs. CBJ ... Netted the OT GWG on Oct. 12 vs. CGY to cap the biggest comeback in franchise history (down 5-0) ... Credited with a Blackhawks season-high nine hits on Dec. 5 at PIT ... Missed one game due to injury (Oct. 24), ending a streak of 223 consecutive regular-season games played ... Netted a postseason career-high four goals and added seven assists in 22 games while helping Chicago win the 2010 Stanley Cup championship ... Finished second on the team with an average TOI of 24:10 ... Registered a postseason career-high three points (1G, 2A) in Game 2 of the WCSF vs. VAN on May 3 ... Posted four multi-point outings. **2008-09:** Appeared in all 82 regular-season games, sharing the lead among team defensemen with eight goals ... Ranked fourth among club blueliners with 18 assists and 26 points ... Led Chicago with 224 hits and 113 blocked shots ... Ranked second on the team with an average TOI of 23:19 ... Posted a season-long three-game point streak (1G, 2A) from Nov. 1-9 ... Tallied his 100th NHL point (1A) on Jan. 11 vs. NSH ... Set a season high with two points three times ... Paced Chicago with 11 assists and led team defensemen with 12 points while appearing in all 17 games during his Stanley Cup Playoffs debut ... Paced Chicago with an average TOI of 26:00, seventh-highest in the NHL ... Recorded a postseason-long five-game point streak (1G, 6A) from April 22-May 2 ... Notched his first playoff point (1A) on April 18 vs. CGY ... Netted a postseason career-high two assists and three points, including his first NHL playoff goal, on April 25 vs. CGY ... Shared the team lead with five assists and tied for second with six points in the WCQF vs. CGY ... Recorded a postseason-high six blocked shots in Game 2 of the Western Conference Final vs. DET on May 19. **2007-08:** Paced Blackhawks defensemen with 23 assists and shared the lead among team blueliners with 32 points while skating in all 82 regular-season games ... Ranked second on the squad with a 21:29 average TOI ... Netted a career-high two goals, including the GWG, on Dec. 23 against EDM ... Posted a season-high two points six times ... Notched a season-long four-game point streak (5A) from March 29-April 4. **2006-07:** Shared the lead among team defensemen with four goals and ranked second with 20 assists and 24 points in 81 regular-season games ... Led Chicago with a career-high 104 PIM and ranked second with 129 blocked shots and 146 hits ... Racked up a career-high 22 PIM and two fighting majors on Dec. 2 at NSH ... Participated in the YoungStars Game as part of the 2007 NHL All-Star Game festivities on Jan. 23 in Dallas ... Missed one game due to injury (Dec. 17). **2005-06:** Paced Blackhawks defensemen with 27 assists and 32 points in 69 regular-season contests as a rookie ... Ranked second among club rookies and sixth on the team with 32 points ... Ranked second on the team with 27 assists ... Posted an assist in his NHL debut on Oct. 5 vs. ANA ... Dished out a career-high four assists in his second NHL contest on Oct. 7 vs. SJS, matching a Blackhawks single-game record for points and assists by a rookie ... Notched his first two career NHL goals in overtime (Nov. 2 at STL, Nov. 6 vs. ARI). **2004-05:** Ranked second on the Western Hockey League's Lethbridge Hurricanes with 42 assists and ranked third with 54 points in 63 regular-season contests ... Made his professional debut, appearing in three regular-season contests for the American Hockey League's Norfolk Admirals ... Logged one assist in six postseason tilts. **2003-04:** Ranked second on Lethbridge with 29 assists and fifth with 41 points and tied for fourth with 107 PIM in 61 regular-season games. **2002-03:** Ranked third on Lethbridge with 33 assists and fourth with 113 PIM ... Tallied nine goals. **2001-02:** Collected 33 assists, 39 points and 70 PIM in 67 regular-season tilts with Lethbridge ... Appeared in four postseason contests, posting two points (1G, 1A). **2000-01:** Held scoreless in four regular-season games with Lethbridge in his major-junior debut.

INTERNATIONAL CAREER

Won a gold medal with Team Canada at the 2010 Winter Olympic Games in Vancouver ... Posted one assist and 2 PIM in seven games ... Appeared in eight games with Team Canada at the 2006 IIHF World Championship ... Won gold with Team Canada at the 2005 World Junior Championship, posting three assists during the tournament ... Represented Canada at the 2004 WJC, recording three points (1G, 2A) in six games ... Played seven games for Team Canada at the 2003 U18 WJC, logging six points (3G, 3A) and 4 PIM for the tournament winners.

LEADERSHIP

PLAYERS

2013-14

OPPONENTS

TRADITION

RECORDS

PLAYOFFS

HISTORY

MINORS

NHL

MEDIA

LEADERSHIP

PLAYERS

2013-14

OPPONENTS

TRADITION

RECORDS


PLAYOFFS

HISTORY

MINORS

NHL

MEDIA



CAREER STATISTICS

SEASON	TEAM	LEAGUE	REGULAR SEASON						PLAYOFFS					
			GP	G	A	PTS	+/-	PIM	GP	G	A	PTS	+/-	PIM
2000-01	Lethbridge	WHL	4	0	0	0	-1	55	-	-	-	-	-	-
	Delta	PJHL	54	16	26	42	-	55	-	-	-	-	-	-
2001-02	Lethbridge	WHL	67	6	33	39	6	70	4	1	1	2	0	2
2002-03	Lethbridge	WHL	69	9	33	42	-14	113	-	-	-	-	-	-
	Canada	WJC U18	7	3	3	6	11	4	-	-	-	-	-	-
2003-04	Lethbridge	WHL	61	12	29	41	-3	107	-	-	-	-	-	-
	Canada	WJC	6	1	2	3	3	2	-	-	-	-	-	-
2004-05	Lethbridge	WHL	63	12	42	54	25	107	5	1	2	3	-3	10
	Norfolk	AHL	3	0	0	0	-3	2	6	0	1	1	-3	6
	Canada	WJC	5	0	3	3	6	0	-	-	-	-	-	-
2005-06	CHICAGO	NHL	69	5	27	32	5	60	-	-	-	-	-	-
	Canada	WC	8	0	0	0	-1	2	-	-	-	-	-	-
2006-07	CHICAGO	NHL	81	4	20	24	-6	104	-	-	-	-	-	-
2007-08	CHICAGO	NHL	82	9	23	32	13	90	-	-	-	-	-	-
2008-09	CHICAGO	NHL	82	8	18	26	23	62	17	1	11	12	0	14
2009-10	CHICAGO	NHL	78	4	26	30	20	59	22	4	7	11	8	14
	Canada	OLY	7	0	1	1	2	2	-	-	-	-	-	-
2010-11	CHICAGO	NHL	82	9	39	48	0	47	5	0	1	1	0	6
2011-12	CHICAGO	NHL	78	9	25	34	21	22	6	1	2	3	1	0
2012-13	CHICAGO	NHL	47	8	12	20	12	23	23	3	1	4	-1	4
2013-14	CHICAGO	NHL	82	7	34	41	23	22	16	3	12	15	0	21
NHL TOTALS			681	63	224	287	111	489	89	12	34	46	8	59

LEADERSHIP

PLAYERS

2013-14

OPPONENTS

TRADITION

RECORDS

PLAYOFFS

HISTORY

MINORS

NHL

MEDIA

PATRICK SHARP

LEFT WING • 10

SHOOTS: **RIGHT**

HEIGHT: **6'1"** WEIGHT: **199**

BIRTHDATE: **DEC. 27, 1981**

BIRTHPLACE: **WINNIPEG, MANITOBA**

HOMETOWN: **THUNDER BAY, ONTARIO**



DRAFT POSITION

Philadelphia Flyers' third-round selection (95th overall) in the 2001 National Hockey League Draft.

CAREER TRANSACTIONS

Traded by PHI with Eric Meloche to the Blackhawks for Matt Ellison and a third-round pick in the 2006 NHL Draft on Dec. 5, 2005.

CAREER HIGHLIGHTS

Recorded a career-best 44 assists and 78 points in 82 games during the 2013-14 regular season with Chicago ... Notched a career-best 36 goals in 2007-08 ... Has tallied four career hat tricks with Chicago, all in the regular season ... Skated in a regular-season career-high 26:07 twice (March 30, 2008 vs. CBJ, March 13, 2012 vs. STL) ... Set a franchise single-game record with 13 shots on goal on Oct. 15, 2010 at CBJ ... Posted a career-long nine-game point streak (7G, 6A) from Nov. 29-Dec. 18, 2011 ... Became the first player in franchise history to record an overtime GWG in back-to-back games (Dec. 8, 2011 at NYI, Dec. 11, 2011 vs. SJS) ... Tallied postseason highs during the 2010 Stanley Cup Playoffs, posting 11 goals, 11 assists and 22 points in 22 games ... Selected as the MVP of the 2011 NHL All-Star game after recording three points (1G, 2A) in his All-Star debut ... Has served as an alternate captain for Chicago since 2007 ... Won a gold medal with Team Canada at the 2014 Winter Olympics in Sochi ... Won the Stanley Cup in 2010 and 2013 with Chicago.

CAREER

2013-14: Recorded a team-high 78 points (34G, 44A) in 82 regular-season games with Chicago, setting career highs in assists and points ... Ranked 12th in the NHL in points and shared ninth in goals ... Finished second in the league with a career-high 313 shots on goal ... Ranked second on the team with 18 multi-point games, led the team with six three-point games and ranked second with two four-point outings ... Skated in his 600th NHL game on Oct. 12 vs. BUF ... Equaled a career high with four assists on Nov. 9 at DAL ... Scored his 200th goal as a Blackhawk on Dec. 3 vs. DAL ... Notched his third career hat trick on his 32nd birthday, posting four points (3G, 1A) on Dec. 27 vs. COL ... Named the NHL's First Star for the week ending Dec. 29 ... Tallied his second hat trick of the season and fourth of his career on Jan. 3 at NJD ... Posted a season-long six-game point streak (3G, 5A) from Jan. 2-12 ... Registered 10 points (5G, 5A) in 19 Stanley Cup Playoffs games ... Ranked second on the team with 60 SOG ... Collected three multi-point outings ... Equaled his postseason career high with two goals in Game 7 of the Western Conference Final vs. LAK on June 1. **2012-13:** Registered 20 points (6G, 14A) in 28 regular-season games with Chicago ... Recorded a season-long three-game point streak twice (Jan. 20-2, 2G, 4A; March 1-5, 1G, 2A) ... Recorded two three-point outings (Jan. 24 at DAL, 1G, 2A; Feb. 7 at ARI, 3A) ... Collected his 200th career assist on Feb. 7 at ARI ... Skated in a season-high 23:07 on Feb. 12 vs. ANA ... Posted a season-high 8 SOG on Feb. 24 vs. CBJ ... Earned his 400th career point (1A) on Feb. 25 vs. EDM ... Missed 19 games due to injury (March 8-April 7, April 14-22) ... Shared third on the team and sixth in the league with 16 points in 23 playoff games en route to the 2013 Stanley Cup championship ... Paced the league with 10 goals, including 2 PPG and two game-winning goals ... Registered four multi-point games, including two multi-goal games and one three-point outing (1G, 2A) ... Recorded a postseason-long six-game point streak (6G, 4A) from May 3-18 ... Skated in a postseason career-high 32:41 in Game 1 of the Stanley Cup Final vs. BOS on June 12. **2011-12:** Ranked second on the club with 69 points (33G, 36A) in 74 regular-season games ... Paced Chicago and ranked fifth in the Western Conference with 33 goals ... Led the team with 8 GWG and 282 SOG ... Posted a career-long



CAREER HIGHS

SOG	13	@ CBJ	10/5/10
GOALS	3		FOUR TIMES
ASSISTS	4		TWICE
POINTS	4		FOUR TIMES
PIM	27	OTT	03/05/04

SHARP VS. NHL

	GP	G	A	PTS	PIM
ANA	28	14	11	25	18
ARI	33	10	12	22	28
BOS	11	1	2	3	9
BUF	11	4	3	7	4
CGY	32	6	14	20	10
CAR	9	3	4	7	2
CHI	1	0	0	0	2
COL	31	12	13	25	18
CBJ	46	26	19	45	14
DAL	33	10	15	25	34
DET	46	16	19	35	42
EDM	30	13	14	27	10
FLA	11	3	4	7	4
LAK	29	19	15	34	28
MIN	31	6	6	12	16
MTL	9	4	2	6	4
NSH	51	13	13	26	28
NJD	14	6	1	7	6
NYI	13	8	3	11	8
NVR	14	4	5	9	7
OTT	12	3	7	10	29
PHI	8	2	4	6	6
PIT	12	4	3	7	17
SJS	32	8	14	22	12
STL	51	14	25	39	37
TBL	11	4	5	9	4
TOR	12	4	1	5	4
VAN	29	10	6	16	10
WSH	12	1	3	4	6
WPG	15	5	7	12	14
TOTAL	677	233	250	483	431

CAREER (CONT.)

nine-game point streak (7G, 6A) from Nov. 29-Dec. 18 ... Became the first player in franchise history to record an overtime GWG in back-to-back games (Dec. 8 at NYI, Dec. 11 vs. SJS) ... Recorded his second career hat trick on Nov. 25 at ANA ... Posted his first multi-goal game of the year (2G) on Nov. 4 at TBL ... Registered a season-high 8 SOG on Dec. 28 vs. LAK ... Reached the 25-goal plateau for the fifth consecutive season on March 4, becoming the seventh player in franchise history to accomplish the feat ... Averaged a career-high 19:53 TOI per game ... Paced the Blackhawks with 21 goals and 38 points on the road, most in the Western Conference ... Missed eight games due to injury (Jan. 10-24) ... Netted one goal in six postseason appearances in the 2012 Western Conference Quarterfinals vs. ARI ... Led the club with 24 SOG ... Ranked third among club forwards with a postseason career-high average TOI of 20:17. **2010-11:** Finished third on the club with 71 points (34G, 37A) in 73 regular-season contests ... Shared eighth in the NHL with a team-best 34 goals and seventh with a career-best 12 PPG ... Recorded a club-high 26 points on the power play ... Ranked second on the Blackhawks with 6 GWG ... Paced the team with 268 SOG ... Tied for the team lead with two shorthanded goals and three shorthanded points ... Tied a franchise record with a career-high four assists in the second period on March 14 vs. SJS ... Notched his fifth multi-goal game of the season and reached the 30-goal plateau for the second time in his career on Feb. 18 vs. CBJ ... Selected as the MVP of the 2011 NHL All-Star Game in Raleigh after recording three points (1G, 2A) in his All-Star Game debut ... Scored his 25th goal of the season on Jan. 9 vs. NYI, marking the fourth consecutive season reaching the 25-goal plateau ... Compiled a five-game goal streak (5G) from Nov. 20-30 ... Registered a franchise-record 13 SOG on Oct. 15 at CBJ ... Logged a season-high 24:37 on Feb. 12 at ARI ... Missed eight games due to injury (Oct. 9, March 23-April 5) ... Shared second on the club with three goals and notched five points (3G, 2A) in seven games during the 2011 WCOF vs. VAN ... Paced the Blackhawks with 3 PPG, including two in Game 4 on April 19 ... Collected two assists in Game 5 on April 21. **2009-10:** Ranked fourth on the team with 41 assists and 66 points in 82 regular-season contests with Chicago ... Ranked second on the team with 19 goals at even strength ... Posted 13 multi-point games, including a season-high three-point outing (1G, 2A) on Feb. 13 vs. ATL ... Compiled seven point streaks of at least four games in length ... Netted goals in each of Chicago's first three games of the regular season and points in each of the first six (5G, 4A) ... Recorded his 200th NHL point (1A) on Nov. 25 at SJS ... Fired a season-high 10 SOG on Dec. 9 vs. NYR ... Collected his 100th NHL assist on Jan. 16 at CBJ ... Recorded four straight multi-point games (3G, 6A) from Feb. 6-14 ... Reached the 25-goal plateau for the third straight season on April 9 at COL ... Recorded postseason career highs with 11 goals, 11 assists and 22 points in 22 playoff tilts while helping Chicago win the 2010 Stanley Cup championship ... Was one of only four players to reach double digits in both goals and assists in the playoffs ... Recorded at least one point in 15 of 22 contests, including 5 of 6 in the Stanley Cup Final ... Shared the team lead and third in the NHL with 11 goals ... Led the club with 76 SOG ... Netted a pair of goals, including the GWG, in Game 4 of the WCOF at NSH on April 22 ... Matched a career-high four points (1G, 3A) in Game 4 of the WCSF at VAN on May 7 ... Led the team with four goals in six SCF tilts vs. PHI. **2008-09:** Shared eighth on the team with 44 points in 61 regular-season matchups ... Ranked third on the team with 26 goals and 9 PPG ... Recorded a season-high three points three times ... Tallied four multi-goal games and eight multi-point outings ... Posted a season-long seven-game point streak (6G, 5A) from Oct. 13-27 ... Tallied a season-high 8 SOG on Dec. 3 vs. ANA ... Logged a season-high 22:19 TOI on Dec. 6 at DET ... Netted his 100th NHL goal on March 22 vs. LAK ... Missed 16 games due to injury (Feb. 17-March 20, April 5-12) ... Shared second on Chicago with seven goals and ranked seventh with 11 points in 17 postseason contests ... Posted his first career multi-point playoff game (1G, 1A) in Game 2 of the WCOF vs. CGY on April 18 ... Notched a four-game point streak (3G, 3A) from April 18-25 ... Matched a postseason high with two goals, including the overtime GWG, in Game 3 of the WCF vs. DET on May 22. **2007-08:** Ranked second with 62 points (36G, 26A) in 80 regular-season contests with Chicago ... Led the team and shared 13th in the NHL with a career-high 36 goals ... Shared the NHL lead with 7 SHG and paced the squad with 9 PPG, the second consecutive season that he led Chicago in each category ... Led the team with 7 GWG ... Notched 12 multi-point games, including five multi-goal contests ... Matched a club record by potting 2 SHG, including the GWG, on Nov. 3 vs. STL ... Notched his first NHL hat trick and set a career high with four points on Nov. 17 at DET ... Posted a season-long six-game point streak (5G, 2A) from Feb. 2-14 ... Tallied two consecutive three-point games on Feb. 23 at LAK and Feb. 24 at ANA, posting two goals and one assist in each tilt ... Missed two games due to illness (Nov. 24-25). **2006-07:** Ranked second on the Blackhawks with 20 goals and fifth with 35 points in 80 regular-season matchups ... Led the team with 3 SHG and shared the lead with 5 PPG ... Missed two games due to injury (Feb. 7-9). **2005-06:** Totaled 31 points (14G, 17A) in 72 regular-season games between Chicago and PHI ... Appeared in 50 regular-season games with the Blackhawks, recording 23 points (9G, 14A) after being acquired on Dec. 5 ... Registered his first points with Chicago (2A) on Dec. 11 vs. ATL ... Started the campaign with PHI, accruing eight points (5G, 3A) in 22 regular-season outings. **2004-05:** Helped the American Hockey League's Philadelphia Phantoms win the Calder Cup ... Ranked second in the AHL during the postseason with 21 points (8G, 13A) ... Tallied 52 points (23G, 29A) and 80 PIM in 75 regular-season matchups with the Phantoms ... Skated for the Canadian Team at the 2005 AHL All-Star Classic. **2003-04:** Tallied seven points (5G, 2A) and 55 PIM in 41 regular-season tilts with PHI ... Notched his first career NHL goal and GWG on Jan. 16 vs. TOR ... Appeared in 12 Stanley Cup Playoffs games with PHI, netting his first career professional postseason goal on May 18 at TBL ... Registered 29 points (15G, 14A) in 35 regular-season games with the Phantoms ... Scored two goals in 12 games in the AHL playoffs. **2002-03:** Made his NHL debut, posting 2 PIM in three games with PHI ... Held without a point in his first NHL game on Oct. 10 at EDM ... Named the Phantoms Rookie of the Year after posting 14 goals and 33 points in 53 regular-season matchups ... Missed 26 contests due to injury. **2001-02:** Capped his collegiate career at the ECAC's University of Vermont by leading the squad with 13 goals and 26 points in 31 outings. **2000-01:** Ranked third on Vermont with 12 goals and 15 assists while leading the squad with 6 PPG in 34 games as a freshman. **1999-2000:** Named a United States Hockey League All-Star after posting 55 points (20G, 35A) in 56 games for the Thunder Bay Flyers. **1998-99:** Tallied 43 points (19G, 24A) and 48 PIM in 55 regular-season games with Thunder Bay ... Logged one goal and one assist in three USHL playoff games.

LEADERSHIP

PLAYERS

2013-14

OPPONENTS

TRADITION

RECORDS

PLAYOFFS

HISTORY

MINORS

NHL

MEDIA

LEADERSHIP

PLAYERS

2013-14

OPPONENTS

TRADITION

RECORDS

PLAYOFFS

HISTORY

MINORS

NHL

MEDIA



INTERNATIONAL CAREER

Won a gold medal with Team Canada at the 2014 Winter Olympics in Sochi, scoring one goal in five games ... Represented Team Canada at the 2012 IIHF World Championship, registering eight points (1G, 7A) in eight games ... Shared second on the team with seven assists ... Played for Team Canada at the 2008 World Championship, logging three goals in nine games.

CAREER STATISTICS

SEASON	TEAM	LEAGUE	REGULAR SEASON						PLAYOFFS					
			GP	G	A	PTS	+/-	PIM	GP	G	A	PTS	+/-	PIM
1998-99	Thunder Bay	USHL	55	19	24	43	-	48	3	1	1	2	-	0
1999-2000	Thunder Bay	USHL	56	20	35	55	-	41	-	-	-	-	-	-
2000-01	Vermont	ECAC	34	12	15	27	-	36	-	-	-	-	-	-
2001-02	Vermont	ECAC	31	13	13	26	-	50	-	-	-	-	-	-
2002-03	PHILADELPHIA	NHL	3	0	0	0	0	2	-	-	-	-	-	-
	Philadelphia	AHL	53	14	19	33	-5	39	-	-	-	-	-	-
2003-04	PHILADELPHIA	NHL	41	5	2	7	-3	55	12	1	0	1	-2	2
	Philadelphia	AHL	35	15	14	29	5	45	1	2	0	2	0	0
2004-05	Philadelphia	AHL	75	23	29	52	3	80	21	8	13	21	9	20
2005-06	PHILADELPHIA	NHL	22	5	3	8	4	10	-	-	-	-	-	-
	CHICAGO	NHL	50	9	14	23	1	36	-	-	-	-	-	-
2006-07	CHICAGO	NHL	80	20	15	35	-15	74	-	-	-	-	-	-
2007-08	CHICAGO	NHL	80	36	26	62	23	55	-	-	-	-	-	-
	Canada	WC	9	3	0	3	3	4	-	-	-	-	-	-
2008-09	CHICAGO	NHL	61	26	18	44	6	41	17	7	4	11	-1	6
2009-10	CHICAGO	NHL	82	25	41	66	24	28	22	11	11	22	10	16
2010-11	CHICAGO	NHL	74	34	37	71	-1	38	7	3	2	5	1	2
2011-12	CHICAGO	NHL	74	33	36	69	28	38	6	1	0	1	-2	4
	Canada	WC	8	1	7	8	2	2	-	-	-	-	-	-
2012-13	CHICAGO	NHL	28	6	14	20	8	14	23	10	6	16	1	8
2013-14	CHICAGO	NHL	82	34	44	78	13	40	19	5	5	10	-2	6
	Canada	OLY	5	1	0	1	2	4	-	-	-	-	-	-
NHL TOTALS			677	233	250	483	88	431	106	38	28	66	5	44

LEADERSHIP

PLAYERS

2013-14

OPPONENTS

TRADITION

RECORDS


PLAYOFFS

HISTORY

MINORS

NHL

MEDIA



ANDREW SHAW

CENTER • 65

SHOOTS: **RIGHT**

HEIGHT: **5'11"** WEIGHT: **180**

BIRTHDATE: **JULY 20, 1991**

BIRTHPLACE: **BELLEVEILLE, ONTARIO**

DRAFT POSITION


Blackhawks' fifth-round selection (139th overall) in the 2011 National Hockey League Draft.

CAREER HIGHLIGHTS

Tallied career highs in nearly every offensive category during the 2013-14 regular season, including games played (80), goals (20), assists (19) and points (39) ... Has compiled a career-long five-game point streak three times ... Netted his first NHL goal on his first shot in his NHL debut on Jan. 5, 2012 at PHI ... Skated in a regular-season career-high 22:08 on April 3, 2014 vs. MIN ... Posted a playoff career-best nine points (5G, 4A) during the 2013 postseason ... Won the Stanley Cup in 2013 with Chicago.

CAREER

2013-14: Tallied 39 points (20G, 19A) in 80 regular-season games with Chicago, setting career highs in goals, assists and points ... Set a career high with five power-play goals and matched his career best with two game-winning goals ... Matched a career high with two goals three times ... Appeared in his 100th career NHL game on Nov. 3 vs. CGY ... Tallied a season-high three points (2G, 1A) on Nov. 25 at EDM ... Equaled a career-long five-game point streak (3G, 2A) from Nov. 30-Dec. 11 ... Recorded a career-high nine hits on Dec. 30 vs. LAK ... Logged a career-high six shots on goal on Jan. 8 vs. NYR ... Skated in a regular-season career-high 22:08 on April 3, 2014 vs. MIN ... Missed two games due to injury (Dec. 5-6) ... Recorded eight points (2G, 6A) in 12 Stanley Cup Playoffs games ... Set a postseason career high in assists ... Registered a postseason career-high 17:06 of average ice time ... Set a playoff career high with 24:35 of ice time in Game 1 of the Western Conference First Round at STL on April 17 ... Notched two three-game point streaks (2G, 2A, April 23-27; 4A, May 28-June 1) ... Missed seven games due to injury (May 4-21). **2012-13:** Split the season between Chicago and the American Hockey League's Rockford IceHogs ... Registered 15 points (9G, 6A) in 48 regular-season games with Chicago ... Skated in a season-high 18:42 on Jan. 22 vs. STL ... Equaled a career-long five-game point streak (2G, 3A) from Jan. 30-Feb. 7 ... Netted his first career PPG on Feb. 15 vs. SJS ... Recorded his first career game-deciding goal in the shootout on Feb. 19 vs. VAN ... Tallied a postseason career-high nine points in 23 games en route to the 2013 Stanley Cup championship ... Ranked fifth on the team with five goals ... Shared second in the league with a team-high 35 penalty minutes ... Notched his first playoff multi-goal game on May 25 vs. DET ... Netted 2 GWG, including the GWG in triple overtime in Game 1 of the Stanley Cup Final on June 12 vs. BOS ... Skated in a postseason-high 24:03 on June 12 vs. BOS ... Registered 14 points (8G, 6A) in 28 regular-season games with Rockford ... Notched seven points (4G, 3A) during a season-long six-game point streak (Nov. 23-Dec. 7) ... Missed seven games due to suspension (Nov. 9-21, Dec. 1). **2011-12:** Split the season between Chicago and Rockford ... Registered 23 points (12G, 11A) in 37 regular-season tilts in his NHL debut ... Tallied a season-high 5 SOG twice (Jan. 15 vs. SJS, April 7 at DET) ... Recorded a career-long five-game point streak (4G, 4A) from March 16-25 ... Was one of nine NHL rookies and five Western Conference freshmen to record a point streak of five or more games ... Netted his first NHL goal on his first shot in his NHL debut on Jan. 5 at PHI ... Netted a career-high two goals in his first career three-point effort on March 18 vs. WSH ... Recorded the first overtime GWG of his career on March 21 vs. VAN ... Made his NHL postseason debut vs. ARI in the 2012 Western Conference Quarterfinals, recording 15 PIM and 8 SOG in three games ... Missed three postseason tilts due to suspension (April 17-21) ... Opened the season with Rockford, tallying 23 points (12G, 11A) in 38 regular-season games ... Registered his first professional point (1A) on Oct. 9 at Peoria ... Netted his first professional goal on Oct. 28 at Peoria ... Tallied his first professional multi-point game (1G, 2A) on Nov. 25 vs. Peoria ... Collected his



CAREER HIGHS

SOG	6	NYR	01/08/14
GOALS	2		FOUR TIMES
ASSISTS	2	@ NSH	03/31/12
POINTS	3		TWICE
PIM	17		TWICE

SHAW VS. NHL

	GP	G	A	PTS	PIM
ANA	5	0	0	0	8
ARI	7	1	1	2	13
BOS	2	0	0	0	0
BUF	3	1	3	4	2
CGY	7	0	2	2	0
CAR	2	0	2	2	0
COL	10	3	2	5	2
CBJ	8	4	1	5	9
DAL	9	2	6	8	5
DET	10	3	0	3	9
EDM	7	4	2	6	2
FLA	3	1	1	2	2
LAK	7	0	1	1	8
MIN	10	2	2	4	21
MTL	2	0	0	0	0
NSH	15	2	8	10	15
NJD	3	0	0	0	0
NYI	2	0	0	0	4
NYR	4	1	0	1	2
OTT	3	2	0	2	17
PHI	3	3	0	3	7
PIT	2	0	0	0	0
SJS	8	3	0	3	6
STL	13	3	1	4	12
TBL	2	1	0	1	0
TOR	3	1	1	2	8
VAN	8	2	1	3	8
WSH	3	2	1	3	2
WPG	4	0	1	1	2
TOTAL	165	41	36	77	164

CAREER (CONT.)

first multi-goal (2G) game on Dec. 9 vs. Chicago. **2010-11:** Tallied career highs in points (54), goals (22), assists (32) and PIM (135) in 66 regular-season contests with the Ontario Hockey League's Owen Sound Attack ... Led the team with 135 PIM ... Ranked third on the club with 10 goals and fourth with 17 points in 20 postseason appearances ... Led the team with 53 PIM while helping Owen Sound win the OHL championship ... Paced all skaters at the 2011 Memorial Cup with seven points (2G, 5A) in four games ... Named the OHL's Hardest Working Player of the Year. **2009-10:** Collected 11 goals and 25 assists in 68 regular-season tilts with the OHL's Niagara IceDogs ... Ranked fifth on the club with 36 points and paced the IceDogs with 129 PIM ... Recorded 4 PIM in five postseason appearances with Niagara. **2008-09:** Tallied 17 points (8G, 9A) in his rookie season with Niagara ... Ranked second on Niagara with 97 PIM in 56 regular-season tilts ... Netted his first junior goal vs. Plymouth on Oct. 4 ... Posted his first OHL assist on Nov. 14 at Kitchener ... Registered three points (2G, 1A) and 22 PIM in 12 postseason appearances.

CAREER STATISTICS

SEASON	TEAM	LEAGUE	REGULAR SEASON						PLAYOFFS					
			GP	G	A	PTS	+/-	PIM	GP	G	A	PTS	+/-	PIM
2008-09	Niagara	OHL	56	8	9	17	-4	97	12	2	1	3	0	22
2009-10	Niagara	OHL	68	11	25	36	-6	129	5	0	0	0	1	4
2010-11	Owen Sound	OHL	66	22	32	54	17	135	20	10	7	17	4	53
2011-12	CHICAGO	NHL	37	12	11	23	-1	50	3	0	0	0	-1	15
	Rockford	AHL	38	12	11	23	-2	99	-	-	-	-	-	-
2012-13	CHICAGO	NHL	48	9	6	15	6	38	23	5	4	9	2	35
	Rockford	AHL	28	8	6	14	-2	84	-	-	-	-	-	-
2013-14	CHICAGO	NHL	80	20	19	39	12	76	12	2	6	8	5	12
NHL TOTALS			165	41	36	77	17	164	38	7	10	17	6	62

LEADERSHIP

PLAYERS

2013-14

OPPONENTS

TRADITION

RECORDS

PLAYOFFS

HISTORY

MINORS

NHL

MEDIA

BEN SMITH

RIGHT WING • 28

SHOOTS: **RIGHT**

HEIGHT: **5'11"** WEIGHT: **207**

BIRTHDATE: **JULY 11, 1988**

BIRTHPLACE: **WINSTON-SALEM, N.C.**

HOMETOWN: **AVON, CONN.**



DRAFT POSITION

Blackhawks' sixth-round selection (169th overall) in the 2008 National Hockey League Draft.

CAREER HIGHLIGHTS

Notched career highs in all offensive categories during the 2013-14 regular season, including games played (75), goals (14), assists (12) and points (26) ... Skated in a regular-season career-high 18:42 on March 18, 2014 at PHI ... Posted a career-long three-game goal and point streak (3G) from April 3-6 ... Recorded a postseason career-best four goals, two assists and six points in the 2014 postseason ... Two-time NCAA champion with Boston College (2008, 2010) ... Won the Stanley Cup in 2013 with Chicago.

CAREER

2013-14: Recorded 26 points (14G, 12A) in 75 regular-season games with Chicago, setting NHL career highs in all offensive categories ... Scored the game-deciding goal in the 11th round of the shootout (tied for the longest in franchise history) on Nov. 29 at DAL ... Notched a regular-season career high with two points (1G, 1A) on March 16 vs. DET ... Skated in a career-high 18:42 of ice time on March 18 at PHI ... Posted a career-long three-game goal and point streak (3G) from April 3-6 ... Recorded six points (4G, 2A) in a career-most 19 Stanley Cup Playoffs games ... Set career highs in goals, assists and points ... Notched a playoff career-high 27 shots on goal ... Registered a postseason career-high 15:14 of average ice time. **2012-13:** Split time between the Blackhawks and the American Hockey League's Rockford IceHogs ... Netted a goal in his only regular-season appearance with Chicago on April 27 at STL ... Skated in one postseason contest in Game 3 of the Stanley Cup Final at BOS on June 17 ... Recorded professional career highs in nearly every statistical category in 54 regular-season games with Rockford ... Ranked second on the club with 27 goals ... Set an IceHogs single-season record with eight game-winning goals ... Netted his first professional hat trick and added an assist on April 12 vs. Chicago ... Named Rockford's Unsung Hero. **2011-12:** Split the season between Chicago and Rockford ... Notched two goals in 13 regular-season appearances with Chicago ... Registered 31 points (15G, 16A) in 38 games with Rockford ... Missed 14 games due to injury (March 15-April 14). **2010-11:** Split the season between Chicago and Rockford ... Netted one goal in six regular-season tilts with Chicago in his NHL debut ... Made his NHL debut on Oct. 29 vs. EDM ... Recorded his first NHL point (1G) on April 8 at DET ... Tallied three goals in seven postseason appearances in the 2011 Western Conference Quarterfinals vs. VAN ... Recorded his first NHL playoff multi-goal and multi-point game (2G) in Game 2 on April 15 ... Netted the game-winner in overtime of Game 6 on April 24 to force Game 7 ... Ranked second on Rockford with 19 goals and eighth with 31 points in 63 regular-season contests. **2009-10:** Skated in three games with Rockford, tallying one assist ... Served as an alternate captain for Hockey East's Boston College and helped the Eagles win the 2010 NCAA Championship ... Shared third on the club with 16 goals and ranked fourth with 37 points in 42 games as a senior ... Was named the Most Outstanding Player of the 2010 NCAA Tournament after notching six points (3G, 3A) in four contests. **2008-09:** Appeared in all 37 games for Boston College, tying for sixth on the team with 17 points (6G, 11A). **2007-08:** Appeared in all 44 games for Boston College during his sophomore year, ranking second on the club with 25 goals and third with 50 points ... Tallied three multi-goal games, including his first collegiate hat trick on Dec. 1 at Boston University ... Helped Boston College capture the 2008 NCAA Championship ... Named to the Frozen Four's All-Tournament Team after tallying five points (2G, 3A) in two games. **2006-07:** Skated in



CAREER HIGHS

SOG	4	@ ARI	11/30/13
GOALS	1		18 TIMES
ASSISTS	1		12 TIMES
POINTS	2	DET	03/16/14
PIM	2	@ EDM	11/25/13

SMITH VS. NHL

	GP	G	A	PTS	PIM
ANA	3	1	0	1	0
ARI	4	0	1	1	0
BOS	2	0	0	0	0
BUF	3	1	0	1	0
CGY	4	1	0	1	0
CAR	2	0	0	0	0
COL	5	1	0	1	0
CBJ	3	2	0	2	0
DAL	5	0	1	1	0
DET	4	2	1	3	0
EDM	5	1	1	2	2
FLA	3	0	0	0	0
LAK	3	0	1	1	0
MIN	5	1	0	1	0
MTL	2	0	0	0	0
NSH	7	1	0	1	0
NJD	2	0	0	0	0
NYI	4	2	1	3	0
NYR	3	0	1	1	0
OTT	1	0	0	0	0
PHI	2	0	0	0	0
PIT	2	0	0	0	0
SJS	4	0	1	1	0
STL	6	3	1	4	0
TBL	2	0	0	0	0
TOR	1	0	0	0	0
VAN	3	0	1	1	0
WSH	1	0	0	0	0
WPG	4	2	2	4	0
TOTAL	95	18	12	30	2

CAREER (CONT.)

all 42 games for Boston College, racking up 18 points (10G, 8A) ... Earned the club's Outstanding Freshman Award ... Netted his first collegiate point with a goal on Nov. 17 at Northeastern ... Recorded 10 points (4G, 6A) in eight NCAA playoff tilts, including four multi-point games, while helping the team reach the 2007 NCAA Championship game.

CAREER STATISTICS

SEASON	TEAM	LEAGUE	REGULAR SEASON						PLAYOFFS					
			GP	G	A	PTS	+/-	PIM	GP	G	A	PTS	+/-	PIM
2006-07	Boston College	H-EAST	42	10	8	18	-1	10	-	-	-	-	-	-
2007-08	Boston College	H-EAST	44	25	25	50	15	12	-	-	-	-	-	-
2008-09	Boston College	H-EAST	37	6	11	17	-8	6	-	-	-	-	-	-
2009-10	Boston College	H-EAST	42	16	21	37	20	8	-	-	-	-	-	-
2010-11	Rockford	AHL	-	-	-	-	-	-	3	1	0	1	0	0
	CHICAGO	NHL	6	1	0	1	1	0	7	3	0	3	-1	0
2011-12	Rockford	AHL	63	19	12	31	-3	16	-	-	-	-	-	-
	CHICAGO	NHL	13	2	0	2	-5	0	-	-	-	-	-	-
2012-13	Rockford	AHL	38	15	16	31	2	10	-	-	-	-	-	-
	CHICAGO	NHL	1	1	0	1	1	0	1	0	0	0	-1	0
2013-14	Rockford	AHL	54	27	20	47	17	13	-	-	-	-	-	-
	CHICAGO	NHL	75	14	12	26	3	2	19	4	2	6	5	2
NHL TOTALS			95	18	12	30	0	2	27	7	2	9	3	2

LEADERSHIP

PLAYERS

2013-14

OPPONENTS

TRADITION

RECORDS

PLAYOFFS

HISTORY

MINORS

NHL

MEDIA

JONATHAN TOEWS

CENTER • 19

SHOOTS: **LEFT**

HEIGHT: **6'2"** WEIGHT: **208**

BIRTHDATE: **APRIL 29, 1988**

BIRTHPLACE: **WINNIPEG, MANITOBA**



DRAFT POSITION

Blackhawks' first-round selection (third overall) in the 2006 National Hockey League Draft.

CAREER HIGHLIGHTS

Named the 34th captain in Blackhawks history on July 17, 2008 ... Recorded a career-best 44 assists and 76 points in 80 games during the 2010-11 regular season ... Scored a career-high 34 goals in 2008-09 ... Scored his first NHL goal on his first shot in his first game on Oct. 10, 2007 vs. SJS ... Began his NHL career with a point in each of his first 10 games (5G, 5A), the second-longest such streak in NHL history (T. Selanne) and a career-long point streak ... Skated in a regular-season career-high 26:55 on Dec. 11, 2011 vs. SJS ... Tallied a postseason career-high 22 assists and 29 points during the 2010 postseason, en route to earning the Conn Smythe Trophy as playoff MVP ... Shares the club record for single-season playoff points (D. Savard, 1985) ... Holds the franchise record with 10 playoff game-winning goals ... Earned the 2013 Frank J. Selke Trophy as the league's best defensive forward and has been nominated three times ... Named to three NHL All-Star Games (2009, 2011, 2012) ... Earned gold medals with Team Canada at the 2010 and 2014 Winter Olympic Games ... Named alternate captain for Canada at the 2014 Olympics ... Won the Stanley Cup in 2010 and 2013 with Chicago.

CAREER

2013-14: Ranked third on the team with 68 points (28G, 40A) in 76 regular-season games ... Ranked fourth in goals and shared third in assists ... Ranked fifth in the NHL with a 57.2 faceoff win percentage and 884 faceoff wins ... Paced team forwards with 20:28 of average ice time ... Shared fourth in the league with a career-high five shorthanded points (3G, 2A) ... Ranked second on the team with five game-winning goals ... Tallied two six-game point streaks (Jan. 2-12, 2G, 5A; Dec. 8-17, 1G, 7A) ... Paced the team and shared second in the NHL with three four-point outings ... Netted his third career regular-season hat trick and added a helper on Oct. 29 vs. OTT ... Netted a goal and equaled a career high with three helpers on Nov. 21 at WPG ... Collected his 400th career NHL point (1A) on Dec. 10 at DAL ... Logged a career-high 10 penalty minutes on Jan. 19 vs. BOS ... Recorded 15 multi-point games ... Reached the 60-point mark for the fourth time in his career ... Became the third player in franchise history to record 20 goals and 40 points in each of his first seven seasons (D. Savard, P. Kane) ... Missed six games due to injury (April 3-12) ... Registered 17 points (9G, 8A) in 19 Stanley Cup Playoffs games ... Set a career high in postseason goals ... Led team forwards with 21:42 of average ice time ... Ranked third in the league with 261 faceoff wins ... Became the 24th player in NHL history to score at least three game-winning goals in a series (Games 3, 5 and 6 in the Western Conference First Round vs. STL) ... Paced the NHL with a playoff career-best 4 GWG ... His 10 career playoff GWG are a franchise record and share sixth among active NHLers ... Notched a six-game point streak (4G, 3A) from April 21-May 4 ... Posted a five-game point streak (3G, 3A) from May 24-June 1. **2012-13:** Ranked second on the club with 48 points and shared the team lead with 23 goals in 47 regular-season games ... Ranked second in the league with a conference-best 59.9 FO% and paced the Western Conference with 559 faceoff wins ... Shared the NHL lead with 56 takeaways ... Posted 14 multi-point games, including three three-point outings ... Posted five point streaks of four games or more ... Notched a season-high 9 PIM on Feb. 15 vs. SJS ... Took a season-high seven shots on goal on March 14 vs. CBJ ... Skated in a season-high 24:12 on April 1 vs. NSH ... Posted his 200th career assist on April 4 vs. STL ... Skated in his 400th NHL game on April 9 at MIN ... Tallied 14 points in 23 postseason games en route to the 2013 Stanley Cup championship ... Shared the club lead with 11 helpers ... Notched five multi-point games, including a two-point outing (1G, 1A) in Game 6 of the Stanley Cup Final on June 24 at BOS ... Collected a playoff career-



CAREER HIGHS

SOG	10	@ EDM	02/02/12
GOALS	3		THREE TIMES
ASSISTS	3		FOUR TIMES
POINTS	5	@ ANA	11/25/11
PIM	10	BOS	01/19/14

TOEWS VS. NHL

	GP	G	A	PTS	PIM
ANA	23	8	11	19	4
ARI	23	10	12	22	11
BOS	9	4	1	5	12
BUF	8	4	2	6	4
CGY	25	6	11	17	8
CAR	7	2	0	2	12
COL	25	12	13	25	4
CBJ	35	15	21	36	20
DAL	25	11	17	28	14
DET	33	11	13	24	20
EDM	25	14	11	25	18
FLA	10	4	5	9	8
LAK	24	12	14	26	10
MIN	22	6	13	19	8
MTL	4	1	1	2	4
NSH	35	13	20	33	14
NJD	7	1	5	6	2
NYI	7	2	5	7	2
NYR	7	4	3	7	4
OTT	6	4	4	8	2
PHI	6	1	3	4	2
PIT	6	6	2	8	0
SJS	23	10	11	21	23
STL	36	12	20	32	19
TBL	8	6	5	11	10
TOR	6	1	2	3	4
VAN	25	6	11	17	12
WSH	5	4	2	6	2
WPG	9	5	7	12	4
TOTAL	484	195	245	440	257

CAREER (CONT.)

high 7 SOG in Game 3 of the Western Conference Semifinals at DET on May 20 ... Skated in a postseason career-high 36:24 in Game 1 vs. BOS on June 12 ... Posted five points (2G, 3A) in the final three games of the SCF ... Ranked second in the league with 268 faceoff wins in the playoffs ... Won the 2013 Frank J. Selke Trophy as the league's best defensive forward. **2011-12:** Shared second on the Blackhawks with 29 goals and ranked fourth with 57 points (29G, 28A) in 59 regular-season tilts ... Collected his 300th NHL point (1A) on Dec. 14 at MIN ... Honored as the NHL's Second Star of the Month for November and the NHL's Third Star for the week ending Nov. 14 ... Finished with an NHL-best 59.4 F0% and paced the Blackhawks with 675 faceoff wins ... Posted 16 multi-point outings, including three three-point outings and five multi-goal games ... Led team forwards with an average TOI of 20:50 and 1:52 of shorthanded TOI per game ... Tallied a career-high five points (2G, 3A) on Nov. 25 at ANA ... Logged a regular-season career-high 26:55 on Dec. 11 vs. SJS ... Recorded a season-long six-game point streak (5G, 4A) from Jan. 10-20 ... Tallied a five-game point streak (5G, 5A) from Nov. 10-18 ... Fired a career-high 10 SOG on Feb. 2 at EDM ... Became the first player in Blackhawks franchise history to score two penalty-shot goals in one season (Dec. 30 vs. DET, Feb. 16 at NYR) ... His penalty-shot tally just 1:05 into the game at NYR on Feb. 16 was the quickest in franchise history ... Ranked second on the club with three shootout goals and two game-deciding markers ... Selected to his third career All-Star Game, but did not participate due to injury ... Missed 23 regular-season games due to injury (Jan. 24, Feb. 21-April 7) ... Shared the club lead with two goals and four points in six postseason appearances vs. ARI in the 2012 Western Conference Quarterfinals ... Led Blackhawks forwards with an average TOI of 22:17 ... Ranked second in the NHL with a 65.0 F0% ... Posted a postseason-high 6 SOG in Game 3 on April 17. **2010-11:** Paced the Blackhawks and shared 10th in the NHL with a career-high 76 points (32G, 44A) in 80 regular-season contests ... Collected a team-best 28 assists and shared the club lead with 49 points at even strength ... Ranked second on the club with 10 power-play goals ... Finished ninth in the league with a 56.7 F0% and paced the NHL with 937 total draws ... Led team forwards with 20:45 TOI per game ... Posted a team-best 24 multi-point outings ... Honored as the NHL's First Star of the Month for February ... Voted by fans as one of three starting forwards for the 2011 NHL All-Star Game in Raleigh ... Recorded three points (1G, 2A) for team Lidstrom in his second career All-Star appearance ... Netted his 100th NHL goal on Jan. 16 vs. NSH, becoming the fifth-youngest player in franchise history to reach the milestone ... Tallied Chicago's only hat trick of the season and the third of his NHL career (regular and postseason) on Nov. 17 at EDM ... Recorded a season-high four points (2G, 2A) on Nov. 6 at ATL ... Reached the 200-point plateau with a goal and an assist on Oct. 29 vs. EDM ... Missed two games due to injury (Dec. 30-Jan. 2) ... Posted four points (1G, 3A) in seven games in the 2011 WCQF vs. VAN ... Netted the game-tying SHG with 1:56 remaining in regulation to force overtime in Game 7 on April 26. **2009-10:** Ranked second on the club with 25 goals and third with 43 assists and 68 points in 76 regular-season games ... Tied for the team lead with 9 PPG ... Ranked second on the Blackhawks with 18 multi-point outings, including three three-point games ... Paced the team with 69 takeaways ... Finished seventh in the NHL with a 57.2 F0% ... Tied for the NHL lead with eight shootout goals and ranked fourth with 3 GOG ... Compiled a season-long four-game point streak (2G, 3A) from Dec. 13-20 ... Collected a season-high three assists on Dec. 27 vs. NSH ... Posted four consecutive multi-point games (1G, 7A) from Feb. 14-March 5 ... Tallied his 100th NHL assist on March 5 vs. VAN ... Recorded his first career SHG on April 6 at DAL ... Won the 2010 Conn Smythe Trophy as the Most Valuable Player in the Stanley Cup Playoffs ... Ranked second in the NHL and tied a Blackhawks franchise record (D. Savard, 1985) with a career-high 29 points (7G, 22A) in 22 postseason contests ... Led the league and established a franchise record with 22 playoff helpers ... Tied for the postseason lead with 5 PPG ... Posted seven multi-point outings in the postseason ... Tied Stan Mikita's franchise-record 13-game postseason point streak (7G, 18A) from April 22-May 23 ... Recorded his first career postseason hat trick and tied a franchise playoff record with a career-best five points in Game 4 of the WCSF at VAN on May 7. **2008-09:** Recorded 69 points (34G, 35A) in 82 regular-season games ... Paced the team with 34 goals and ranked second with 12 PPG ... Named the 34th captain in Blackhawks history on July 17, 2008, making him the third-youngest player to earn that distinction in NHL history at the time ... Ranked second on the club with 18 multi-point performances, including six multi-goal games, and posted a season-high three points four times ... Awarded the NHL's Second Star for the week ending Dec. 7 ... Named to the starting lineup for the Western Conference in the 2009 NHL All-Star Game in Montreal and notched a goal in the contest ... Paced the club with 7 GWG and a 54.7 F0% ... Recorded Chicago's only hat trick of the season and the first of his NHL career on Feb. 27 vs. PIT ... Matched a season-long five-game point streak twice ... Netted his 100th career point as part of a three-point night (2G, 1A) on Feb. 17 at TBL ... Accrued the first fighting major of his NHL career on Nov. 18 against ARI's Martin Hanzal ... Tied for second on the club with seven goals and ranked third with 13 points in 17 tilts during his Stanley Cup Playoffs debut ... Paced the club with 43 SOG ... Netted his first two postseason goals, including the GWG, in Game 2 of the WCQF vs. CGY on April 18 ... Tallied a playoff-best two assists in Game 3 vs. CGY on April 20 ... Recorded three points (2G, 1A) in Game 6 of the WCSF vs. VAN on May 11 ... Netted the series-clinching goal in Game 6 vs. VAN on May 11. **2007-08:** Nominated for the 2008 Calder Trophy as the NHL's top rookie ... Led NHL rookies with 24 goals and ranked third with 54 points in 64 regular-season games in his NHL debut ... Registered 10 multi-point games, tallying five two-point outings and notching a season-high three points five times ... Scored his first NHL goal on his first shot in his first game on Oct. 10 vs. SJS ... Began his Blackhawks and professional career with a point in each of his first 10 games (5G, 5A), the second longest streak to start a career in NHL history (T. Selanne) ... Potted a season-high two goals on Feb. 14 at NSH ... Dished out a season-high three assists on Feb. 24 at ANA ... Missed 16 games due to injury (Jan. 1-Feb. 9). **2006-07:** Capped his collegiate career with the Western Collegiate Hockey Association's University of North Dakota, ranking second on the team with 18 goals and 28 assists in 34 games while helping UND reach the NCAA Frozen Four Tournament ... Served as the team's alternate captain ... Earned the American Hockey Coaches Association First-Team West All-American honors ... Named to the WCHA Final Five All-Tournament Team and Second Team All-WCHA ... Tallied 33 points (14G, 19A) in the team's final 21 games. **2005-06:** Made his collegiate debut, ranking third on North Dakota with 22 goals and fourth with 39 points in 42 contests ... Earned the NCAA West Regional Most Outstanding Player Award ... Won UND's Tom Hoghaug Memorial Scholarship, awarded annually to the freshman hockey player who has demonstrated initiative, character and a sense of responsibility.

LEADERSHIP

PLAYERS

2013-14

OPPONENTS

TRADITION

RECORDS

PLAYOFFS

HISTORY

MINORS

NHL

MEDIA

LEADERSHIP

PLAYERS

2013-14

OPPONENTS

TRADITION

RECORDS


PLAYOFFS

HISTORY

MINORS

NHL

MEDIA



INTERNATIONAL CAREER

Won a gold medal with Team Canada at the 2014 Winter Olympics in Sochi, recording three points (1G, 2A) in six games while serving as an alternate captain ... Was the third-youngest player to earn a men's hockey medal at the 2010 Winter Olympics in Vancouver, winning a gold medal with Team Canada ... Became the youngest Canadian in history to earn gold medals at the World Junior Championship, World Championship and Olympics ... Was honored with a Directorate Award as the 2010 Olympic tournament's top forward and was named to the All-Tournament Team ... Led Team Canada and ranked third overall in the tournament with eight points (1G, 7A) ... Led Canada with a 64.8 F0% ... Won a gold medal with Team Canada at the 2008 WJC while serving as team captain ... Captured two gold medals with Canada in 2007, first at the WJC (4G, 3A), then as the only non-NHL player at the World Championship (2G, 5A) ... Won a gold medal with Canada at the 2006 WJC, tallying two points in six contests ... Represented Canada West at the 2005 U17 World Challenge, registering eight goals and four assists in six games.

CAREER STATISTICS

SEASON	TEAM	LEAGUE	GP	REGULAR SEASON					PIM	GP	PLAYOFFS				
				G	A	PTS	+/-				G	A	PTS	+/-	PIM
2004-05	Shattuck St. Mary's	HIGH-MN	64	48	62	110	-	38	-	-	-	-	-	-	-
2005-06	North Dakota	NCAA	42	22	17	39	22	22	-	-	-	-	-	-	-
	Canada	WJC	6	0	2	2	2	2	-	-	-	-	-	-	-
2006-07	North Dakota	NCAA	34	18	28	46	14	10	-	-	-	-	-	-	-
	Canada	WJC	6	4	3	7	1	12	-	-	-	-	-	-	-
	Canada	WC	9	2	5	7	0	6	-	-	-	-	-	-	-
2007-08	CHICAGO	NHL	64	24	30	54	11	44	-	-	-	-	-	-	-
	Canada	WC	9	2	3	5	0	8	-	-	-	-	-	-	-
2008-09	CHICAGO	NHL	82	34	35	69	12	51	17	7	6	13	-1	26	
2009-10	CHICAGO	NHL	76	25	43	68	22	47	22	7	22	29	-1	4	
	Canada	OLY	7	1	7	8	9	2	-	-	-	-	-	-	-
2010-11	CHICAGO	NHL	80	32	44	76	25	26	7	1	3	4	-4	2	
2011-12	CHICAGO	NHL	59	29	28	57	17	28	6	2	2	4	4	6	
2012-13	CHICAGO	NHL	47	23	25	48	28	27	23	3	11	14	9	18	
2013-14	CHICAGO	NHL	76	28	40	68	26	34	19	9	8	17	3	8	
	Canada	OLY	6	1	2	3	3	0	-	-	-	-	-	-	-
NHL TOTALS			484	195	245	440	141	257	94	29	52	81	10	64	

LEADERSHIP

PLAYERS

2013-14

OPPONENTS

TRADITION

RECORDS

PLAYOFFS

HISTORY

MINORS

NHL

MEDIA

KRIS
VERSTEEG

LEFT WING • 23

SHOOTS: RIGHT

HEIGHT: 5'11" WEIGHT: 183

BIRTHDATE: MAY 13, 1986

BIRTHPLACE: LETHBRIDGE, ALBERTA



DRAFT POSITION

Boston Bruins' fifth-round selection (134th overall) in the 2004 National Hockey League Draft.

CAREER TRANSACTIONS

Traded by BOS with a conditional draft pick to Chicago in exchange for Brandon Bochenski on Feb. 3, 2007 ... Traded by Chicago with Bill Sweatt to TOR for Viktor Stalberg, Chris DiDomenico and Philippe Paradis on June 30, 2010 ... Traded by TOR to PHI in exchange for two selections in the 2011 NHL Draft on Feb. 14, 2011 ... Traded by PHI to FLA for two selections in the 2012 NHL Draft on July 1, 2011 ... Traded by FLA with Philippe Lefebvre to Chicago for Jimmy Hayes and Dylan Olsen on Nov. 14, 2013.

CAREER HIGHLIGHTS

Recorded a career-high 54 points (23G, 31A) in 71 games during the 2011-12 regular season with FLA ... Is the only NHL player to score at the United Center, Wrigley Field (Jan. 1, 2009) and Soldier Field (March 1, 2014) ... Shares a Chicago franchise rookie record with four shorthanded tallies in a season (B. Gardner, 1981-82) ... Compiled a career-long nine-game point streak (3G, 8A) from Dec. 29, 2009-Jan. 14, 2010 with Chicago ... Skated in a regular-season career-high 25:15 on Nov. 3, 2011 vs. Chicago with FLA ... Netted his only career hat trick on Nov. 10, 2011 at WPG with FLA ... Recorded a playoff career-high 14 points (6G, 8A) in the 2010 postseason ... Won the 2010 Stanley Cup with Chicago.

CAREER

2013-14: Split the season between Chicago and FLA, compiling 12 goals and 24 assists in 81 regular-season games ... Recorded 29 points (10G, 19A) in 63 regular-season games with Chicago ... Tallied a helper in his Blackhawks debut on Nov. 16 at NSH ... Notched his first goal of the season with Chicago on Nov. 17 vs. SJS ... Appeared in his 200th game with Chicago on Jan. 14 vs. COL ... Registered a season-long four-game assist streak (4A) from Jan. 28-Feb. 3 ... Netted his 100th career goal on March 1 vs. PIT and became the first NHL player to score at the United Center, Wrigley Field (Jan. 1, 2009) and Soldier Field ... Skated in his 400th career game on March 19 vs. STL ... Posted seven points (2G, 5A) in 18 regular-season games with FLA ... Registered three points (1G, 2A) in 15 Stanley Cup Playoffs games ... Skated in a postseason career-high 29:01 of ice time Game 1 of the Western Conference First Round at STL on April 17 ... Netted a goal in Game 6 of the Western Conference Second Round at MIN on May 13. **2012-13:** Recorded four points (2G, 2A) in 10 regular-season games with FLA ... Posted a goal and an assist while skating in a season-high 19:38 of ice time on Jan. 31 vs. WPG ... Recorded a goal and a season-high five shots on goal on March 12 vs. TBL ... Missed 38 games due to injury (Jan. 19-26, Feb. 14-March 7, March 14-April 27). **2011-12:** Recorded a career-high 23 goals and 54 points in 71 regular-season games with FLA ... Equaled a career-most 31 helpers ... Compiled a season-long four-game point streak (3G, 4A) from Oct. 8-17 to begin his career with FLA ... Netted his first goal with FLA and added 6 SOG on Oct. 15 vs. TBL ... Tied a career high with four points (2G, 2A) on Oct. 17 at TBL ... Played a career-high 25:15 on Nov. 3 vs. CHI ... Tallied his first career hat trick and added an assist to tie his career high with four points on Nov. 10 at WPG ... Matched his season-long four-game point streak (3G, 2A) from Dec. 8-13 ... Skated in his 300th career game on Feb. 7 at WSH ... Missed nine games due to injury (Feb. 28-March 15) ... Appeared in all seven Stanley Cup Playoffs games for FLA, recording five points (3G, 2A) in the Eastern Conference Quarterfinals vs. New Jersey ... Recorded two points, including the game-winning goal, in Game 5 at NJD on April 21. **2010-11:** Split the season between PHI and TOR ... Tallied 35 points (14G, 21A) in 53 regular-season



CAREER HIGHS

SOG	7	THREE TIMES
GOALS	3	@ WPG 11/10/11
ASSISTS	3	STL 04/07/10
POINTS	4	THREE TIMES
PIM	27	ARI 12/07/08

VERSTEEG VS. NHL

	GP	G	A	PTS	PIM
ANA	14	3	5	8	4
ARI	13	4	5	9	33
BOS	14	6	1	7	4
BUF	14	2	4	6	13
CGY	13	4	3	7	6
CAR	12	4	3	7	8
CHI	3	0	2	2	2
COL	14	2	6	8	12
CBJ	16	4	9	13	10
DAL	18	5	8	13	2
DET	16	3	5	8	11
EDM	16	4	3	7	6
FLA	9	1	5	6	0
LAK	13	2	2	4	2
MIN	15	2	5	7	8
MTL	14	3	2	5	9
NSH	18	2	3	5	14
NJD	14	8	5	13	12
NYI	12	3	6	9	6
NVR	17	2	4	6	6
OTT	12	2	6	8	7
PHI	11	3	2	5	6
PIT	12	3	5	8	6
SJS	12	4	5	9	6
STL	20	3	9	12	11
TBL	16	5	6	11	6
TOR	7	3	1	4	6
VAN	15	3	7	10	10
WSH	14	3	1	4	6
WPG	18	9	11	20	10
TOTAL	412	102	139	241	242

CAREER (CONT.)

contests with TOR ... Compiled a four-game point streak (3G, 2A) from Nov. 10-18 ... Netted two goals on Nov. 16 vs. NSH ... Played in his 200th NHL game on Dec. 16 at CGY, tallying one assist ... Recorded a season-high three points (1G, 2A) on Jan. 7 at ATL ... Registered a four-game point streak (2G, 2A) from Feb. 1-7 ... Posted 11 points (7G, 4A) and 24 PIM in 27 regular-season games with PHI ... Scored his first goal with PHI on Feb. 20 at NYR ... Netted two goals on March 3 vs. TOR ... Tallied six points (1G, 5A) in 11 contests with PHI during the 2011 Stanley Cup Playoffs ... Netted a goal in Game 4 of the Eastern Conference Semifinals at BOS on May 6. **2009-10:** Ranked sixth on the team with 20 goals and 44 points in 79 regular-season games with Chicago ... Tied for fifth in the NHL with four shorthanded points (3G, 1A) ... Ranked second on the club with 61 takeaways ... Tallied a goal and an assist and skated in a season-high 20:50 in a 3-2 win vs. MTL on Oct. 30 ... Recorded his first shorthanded goal of the season on Nov. 5 at ARI ... Netted two power-play goals on Nov. 19 at CGY ... Potted the overtime GWG on Dec. 5 at PIT ... Compiled a career-long nine-game point streak (3G, 8A) from Dec. 29-Jan. 14 ... Recorded his 100th NHL point with an assist on April 7 vs. STL as part of a career-high four-point night (1G, 3A) ... Recorded a postseason career-high 14 points (6G, 8A) in 22 games while helping Chicago win the 2010 Stanley Cup championship ... Netted 2 GWG, including the series-clinching goal in Game 6 of the Western Conference Semifinals at VAN on May 11 ... Matched a postseason career high with three points (1G, 2A) in Game 5 of the Stanley Cup Final vs. PHI on June 6. **2008-09:** Paced NHL rookies with 31 assists, ranked second with 53 points and fourth with 22 goals in 78 regular-season games with Chicago ... Named to the NHL's All-Rookie Team and finished as a finalist for the 2009 Calder Trophy ... Ranked fourth on the team in points and fifth in goals ... Paced the team and tied a franchise rookie record with 4 SHG (B. Gardner, 1981-82) ... Led the club and shared third in the NHL with seven shorthanded points ... Named to the NHL's YoungStars Game as part of the 2009 All-Star Game in Montreal, but did not play in the contest due to injury ... Led NHL rookies with eight assists and 12 points and ranked second with four goals in 17 contests during his Stanley Cup Playoffs debut ... Tallied his first postseason goal as part of a playoff career-high three-point night (1G, 2A) at CGY on April 22 ... Posted a playoff career-long four-game point streak twice (April 22-30, 2G, 6A; May 9-19, 2G, 2A). **2007-08:** Made his NHL debut, collecting four points (2G, 2A) and 6 PIM in 13 regular-season games with Chicago ... Made his NHL debut on Nov. 22 at CGY ... Notched his first NHL points (1G, 1A) on Jan. 3 at ARI ... Ranked third on the American Hockey League's Rockford IceHogs with 31 assists and shared fourth with 18 goals in 56 regular-season games ... Paced Rockford with a career-high 174 PIM ... Compiled a career-long nine-game point streak (4G, 7A) from Nov. 18-Dec. 15 ... Posted 13 multi-point outings, including a season-high four points on April 5 vs. San Antonio ... Led the team with six goals and ranked second with 11 points in 12 Calder Cup Playoffs contests. **2006-07:** Split the season with the AHL's Providence Bruins and Norfolk Admirals, notching 72 points (26G, 46A) in 70 regular-season contests ... Ranked second among AHL rookies in helpers and fourth in points ... Recorded two season-long eight-game point streaks (Jan. 17-Feb. 2, March 2-17) ... Started the season with Providence, racking up 49 points (22G, 27A) in 43 tilts ... Dished out two assists in his first professional game (Oct. 7), one of 19 multi-point outings ... Notched 19 assists and 23 points in 27 regular-season contests with Norfolk before accruing 2 PIM in two playoff outings. **2005-06:** Made his professional debut in 13 regular-season contests with Providence, netting six points (2G, 4A) ... Posted 6 PIM in three postseason contests ... Capped his junior career, splitting the season with the Kamloops Blazers and Red Deer Rebels of the Western Hockey League ... Notched 12 points (6G, 6A) and 24 PIM in 14 tilts with Kamloops ... Notched 36 points (10G, 26A) and 103 PIM in 57 games with Red Deer. **2004-05:** Tied for fourth on the WHL's Lethbridge Hurricanes with 22 goals and ranked fifth with 52 points in 68 regular-season games ... Tallied season highs with three assists and four points on Feb. 11 ... Posted one assist and 4 PIM in five playoff tilts. **2003-04:** Paced Lethbridge with a career-high 33 assists and ranked second with 49 points in 68 contests. **2002-03:** Made his junior debut, racking up 18 points (8G, 10A) and 32 PIM in 57 contests with Lethbridge.

CAREER STATISTICS

Season	Team	League	REGULAR SEASON						PLAYOFFS					
			GP	G	A	PTS	+/-	PIM	GP	G	A	PTS	+/-	PIM
2002-03	Lethbridge	WHL	57	8	10	18	-11	32	-	-	-	-	-	-
2003-04	Lethbridge	WHL	68	16	33	49	-5	85	-	-	-	-	-	-
	Canada	WJC U18	7	0	2	2	1	4	-	-	-	-	-	-
2004-05	Lethbridge	WHL	68	22	30	52	15	68	5	0	1	1	-1	4
2005-06	Kamloops	WHL	14	6	6	12	3	24	-	-	-	-	-	-
	Red Deer	WHL	57	10	26	35	-9	103	-	-	-	-	-	-
2006-07	Providence	AHL	43	22	27	49	15	19	-	-	-	-	-	-
	Norfolk	AHL	27	4	19	23	0	20	2	0	0	0	-1	2
2007-08	CHICAGO	NHL	13	2	2	4	-1	6	-	-	-	-	-	-
	Rockford	AHL	56	18	31	49	6	174	12	6	5	11	4	6
2008-09	CHICAGO	NHL	78	22	31	53	15	55	17	4	8	12	-5	22
2009-10	CHICAGO	NHL	79	20	24	44	8	35	22	6	8	14	4	14
2010-11	TORONTO	NHL	53	14	21	35	-13	29	-	-	-	-	-	-
	PHILADELPHIA	NHL	27	7	4	11	4	24	11	1	5	6	1	12
2011-12	FLORIDA	NHL	71	23	31	54	4	49	7	3	2	5	2	8
2012-13	FLORIDA	NHL	10	2	2	4	-8	8	-	-	-	-	-	-
2013-14	FLORIDA	NHL	18	2	5	7	-9	9	-	-	-	-	-	-
	CHICAGO	NHL	63	10	19	29	9	27	15	1	2	3	-5	4
NHL TOTALS			412	102	139	241	9	242	72	15	25	40	-3	60

LEADERSHIP

PLAYERS

2013-14

OPPONENTS

TRADITION

RECORDS

PLAYOFFS

HISTORY

MINORS

NHL

MEDIA

GAME-BY-GAME STATISTICS

LEFT WING • BICKELL • 29

GM	DATE	OPP	G-A-PTS	+/-	PIM	TOI
1	10/01	WSH	0-0-0	0	0	15:05
2	10/05	TBL	0-1-1	1	0	18:26
3	10/09	@ STL	0-0-0	-1	4	15:04
4	10/11	NYI	0-0-0	-1	0	13:32
5	10/12	BUF	0-0-0	-1	0	13:48
6	10/15	@ CAR	0-0-0	0	2	17:31
7	10/17	STL	0-0-0	0	0	17:09
8	10/19	TOR	1-0-1	1	2	10:47
9	10/22	@ FLA	1-0-1	1	0	15:57
10	10/24	TBL	1-0-1	1	0	9:34
11	10/26	MIN	1-0-1	1	0	12:21
12	10/28	@ MIN	0-0-0	0	2	10:00
13	10/29	OTT	0-0-0	1	0	12:42
14	11/02	@ WPG	0-0-0	0	0	13:29
15	11/03	CGY	0-0-0	-1	0	14:18
16	11/06	WPG	0-0-0	-1	0	10:44
17	11/09	@ DAL	0-0-0	0	0	11:34
18	11/10	EDM	1-0-1	1	0	10:32
19	11/14	ARI	0-0-0	0	0	12:42
20	11/16	@ NSH	0-0-0	-2	2	15:50
21	11/17	SJS	0-0-0	0	0	13:04
22	11/19	@ COL	0-0-0	0	0	2:22
23	11/21	@ WPG	DID NOT PLAY - INJURY			
24	11/23	@ VAN	DID NOT PLAY - INJURY			
25	11/25	@ EDM	DID NOT PLAY - INJURY			
26	11/27	@ CGY	DID NOT PLAY - INJURY			
27	11/29	@ DAL	DID NOT PLAY - INJURY			
28	11/30	@ ARI	DID NOT PLAY - INJURY			
29	12/03	DAL	DID NOT PLAY - INJURY			
30	12/05	@ MIN	DID NOT PLAY - INJURY			
31	12/06	ANA	DID NOT PLAY - INJURY			
32	12/08	FLA	DID NOT PLAY - INJURY			
33	12/10	@ DAL	DID NOT PLAY - INJURY			
34	12/11	PHI	DID NOT PLAY - INJURY			
35	12/14	@ TOR	DID NOT PLAY - INJURY			
36	12/15	LAK	DID NOT PLAY - INJURY			
37	12/17	@ NSH	0-0-0	0	0	9:40
38	12/20	VAN	0-0-0	0	0	10:30
39	12/23	NJD	1-0-1*	0	0	12:49
40	12/27	COL	0-0-0	-1	0	14:24
41	12/28	@ STL	0-0-0	-1	0	9:57
42	12/30	LAK	0-1-1	1	0	10:09
43	01/02	@ NYI	0-0-0	-1	0	10:51
44	01/05	@ NJD	0-0-0	-1	0	8:16
45	01/05	SJS	0-0-0	-1	0	5:20
46	01/08	NYR	0-0-0	-1	0	11:02
47	01/11	@ MTL	0-0-0	-1	0	11:56
48	01/12	EDM	0-0-0	0	0	8:47
49	01/14	COL	0-0-0	-1	0	6:34
50	01/17	ANA	1-0-1*	1	0	8:41
51	01/19	BOS	0-0-0	0	0	8:36
52	01/22	@ DET	0-0-0	0	0	9:31
53	01/23	@ MIN	0-0-0	-1	0	8:11
54	01/26	WPG	DID NOT PLAY - HEALTHY SCRATCH			
55	01/28	@ CGY	0-0-0	-1	0	10:01
56	01/29	@ VAN	DID NOT PLAY - HEALTHY SCRATCH			
57	02/01	@ SJS	DID NOT PLAY - HEALTHY SCRATCH			
58	02/03	@ LAK	1-0-1	1	0	8:10
59	02/05	@ ANA	0-0-0	0	0	9:06
60	02/07	@ ARI	0-0-0	0	2	12:04
61	02/17	@ NYR	0-0-0	-1	0	10:30
62	03/01	PIT	1-0-1	0	0	9:06
63	03/04	COL	0-0-0	-1	0	10:43
64	03/06	CBJ	1-0-1	1	0	9:59
65	03/09	@ BUF	0-0-0	0	0	7:22
66	03/12	@ COL	0-0-0	-1	0	10:39
67	03/14	NSH	0-0-0	1	0	15:25
68	03/16	DET	0-0-0	1	2	12:10
69	03/18	@ PHI	0-0-0	0	7	10:14
70	03/19	STL	0-0-0	0	0	14:18
71	03/21	CAR	DID NOT PLAY - INJURY			
72	03/23	NSH	DID NOT PLAY - INJURY			
73	03/25	DAL	DID NOT PLAY - INJURY			
74	03/27	@ BOS	DID NOT PLAY - INJURY			
75	03/28	@ OTT	DID NOT PLAY - INJURY			
76	03/30	@ PIT	DID NOT PLAY - INJURY			
77	04/03	MIN	1-0-1	1	0	9:46
78	04/04	@ CBJ	0-0-0	1	5	11:28
79	04/06	STL	0-1-1	1	0	11:59
80	04/09	MTL	0-0-0	-1	0	13:36
81	04/11	@ WSH	0-0-0	-1	0	9:41
82	04/12	@ NSH	0-1-1	0	0	14:27

*Scored GWG

GOALTENDER • CRAWFORD • 50

GM	DATE	OPP	W/L	MIN	GA	SV	SV%
1	10/01	WSH	W	59:58	4	28	.875
2	10/05	TBL	O	64:52	2	14	.875
3	10/09	@ STL	L	59:38	3	31	.912
4	10/11	NYI	DID NOT PLAY				
5	10/12	BUF	W	59:55	1	28	.966
6	10/15	@ CAR	W	64:41	2	32	.941
7	10/17	STL	O	64:54	2	26	.929
8	10/19	TOR	W	59:55	1	19	.950
9	10/22	@ FLA	W	65:00	2	20	.909
10	10/24	@ TBL	DID NOT PLAY				
11	10/26	MIN	L	58:22	5	20	.800
12	10/28	@ MIN	W	59:58	1	29	.967
13	10/29	OTT	W	28:46	1	14	.933
14	11/02	@ WPG	W	60:00	1	26	.963
15	11/03	CGY	O	61:32	3	27	.900
16	11/06	WPG	W	59:57	1	24	.960
17	11/09	@ DAL	W	60:00	2	31	.939
18	11/10	EDM	W	60:00	4	19	.826
19	11/14	ARI	W	65:00	4	26	.867
20	11/16	@ NSH	L	44:26	5	17	.773
21	11/17	SJS	W	59:42	1	23	.958
22	11/19	@ COL	L	13:07	4	5	.571
23	11/21	@ WPG	W	59:35	3	22	.880
24	11/23	@ VAN	W	60:00	1	36	.973
25	11/25	@ EDM	W	59:48	1	24	.960
26	11/27	@ CGY	DID NOT PLAY				
27	11/29	@ DAL	W	65:00	1	28	.966
28	11/30	@ ARI	DID NOT PLAY				
29	12/03	DAL	L	57:51	4	14	.778
30	12/05	@ MIN	L	58:31	4	19	.826
31	12/06	ANA	DID NOT PLAY				
32	12/08	FLA	-	13:45	0	4	1.000
33	12/10	@ DAL	DID NOT PLAY - INJURY				
34	12/11	PHI	DID NOT PLAY - INJURY				
35	12/14	@ TOR	DID NOT PLAY - INJURY				
36	12/15	LAK	DID NOT PLAY - INJURY				
37	12/17	@ NSH	DID NOT PLAY - INJURY				
38	12/20	VAN	DID NOT PLAY - INJURY				
39	12/23	NJD	DID NOT PLAY - INJURY				
40	12/27	COL	DID NOT PLAY - INJURY				
41	12/28	@ STL	DID NOT PLAY - INJURY				
42	12/30	LAK	DID NOT PLAY - INJURY				
43	01/02	@ NYI	O	60:58	3	31	.912
44	01/03	@ NJD	DID NOT PLAY				
45	01/05	SJS	O	65:00	2	40	.952
46	01/08	NYR	L	58:30	3	29	.906
47	01/11	@ MTL	O	61:28	2	36	.947
48	01/12	EDM	DID NOT PLAY				
49	01/14	COL	O	64:00	3	23	.885
50	01/17	ANA	W	59:47	2	19	.905
51	01/19	BOS	W	64:57	2	34	.944
52	01/22	@ DET	O	64:00	4	27	.871
53	01/23	@ MIN	DID NOT PLAY				
54	01/26	WPG	L	59:27	2	18	.900
55	01/28	@ CGY	O	32:01	1	13	.929
56	01/29	@ VAN	W	59:47	2	29	.935
57	02/01	@ SJS	O	65:00	1	38	.974
58	02/03	@ LAK	W	59:59	3	31	.912
59	02/05	@ ANA	W	60:00	0	29	1.000
60	02/07	@ ARI	L	57:42	2	24	.923
61	02/17	@ NYR	L	57:15	2	22	.917
62	03/01	PIT	W	59:53	1	31	.969
63	03/04	COL	L	58:46	3	17	.850
64	03/06	CBJ	W	59:55	1	22	.957
65	03/09	@ BUF	W	60:00	1	20	.952
66	03/12	@ COL	DID NOT PLAY				
67	03/14	NSH	L	58:45	3	26	.897
68	03/16	DET	W	59:56	1	19	.950
69	03/18	@ PHI	DID NOT PLAY				
70	03/19	STL	W	59:59	0	23	1.000
71	03/21	CAR	W	59:41	2	26	.929
72	03/23	NSH	L	57:46	2	15	.882
73	03/25	DAL	W	60:00	2	25	.926
74	03/27	@ BOS	L	59:57	3	20	.870
75	03/28	@ OTT	DID NOT PLAY				
76	03/30	@ PIT	L	59:26	3	23	.885
77	04/03	MIN	W	65:00	2	25	.926
78	04/04	@ CBJ	DID NOT PLAY				
79	04/06	STL	W	60:00	2	21	.913
80	04/09	MTL	W	60:52	2	28	.933
81	04/11	@ WSH	L	40:00	4	16	.800
82	04/12	@ NSH	DID NOT PLAY				

DEFENSEMAN • HJALMARSSON • 4

GM	DATE	OPP	G-A-PTS	+/-	PIM	TOI
1	10/01	WSH	0-2-2	4	0	20:57
2	10/05	TBL	0-1-1	1	0	19:20
3	10/09	@ STL	0-0-0	0	0	24:21
4	10/11	NYI	0-1-1	0	2	19:58
5	10/12	BUF	0-0-0	-1	2	20:48
6	10/15	@ CAR	0-0-0	0	0	26:00
7	10/17	STL	0-1-1	1	0	20:30
8	10/19	TOR	0-0-0	1	0	21:02
9	10/22	@ FLA	0-1-1	1	0	22:33
10	10/24	@ TBL	0-0-0	-2	0	22:56
11	10/26	MIN	0-0-0	0	0	16:40
12	10/28	@ MIN	0-0-0	1	0	21:15
13	10/29	OTT	0-1-1	2	0	22:09
14	11/02	@ WPG	1-0-1	1	0	19:00
15	11/05	CGY	0-0-0	-1	0	21:07
16	11/06	WPG	0-0-0	0	0	20:15
17	11/09	@ DAL	1-0-1	-1	2	24:32
18	11/10	EDM	0-0-0	1	0	19:25
19	11/14	ARI	0-0-0	-1	0	23:39
20	11/16	@ NSH	0-0-0	1	0	19:25
21	11/17	SJS	0-0-0	2	0	21:09
22	11/19	@ COL	0-0-0	-2	2	18:56
23	11/21	@ WPG	0-0-0	0	0	22:49
24	11/23	@ VAN	0-1-1	1	0	23:11
25	11/25	@ EDM	0-0-0	0	0	19:31
26	11/27	@ CGY	0-2-2	1	0	22:48
27	11/29	@ DAL	0-0-0	0	2	17:29
28	11/30	@ ARI	1-0-1	1	4	18:40
29	12/05	DAL	0-0-0	0	2	17:29
30	12/05	@ MIN	0-0-0	1	0	18:57
31	12/06	ANA	0-0-0	0	0	21:27
32	12/08	FLA	0-0-0	-1	0	21:38
33	12/10	@ DAL	0-0-0	0	0	21:27
34	12/11	PHI	0-0-0	3	0	20:20
35	12/14	@ TOR	0-1-1	0	0	19:01
36	12/15	LAK	0-1-1	0	0	21:04
37	12/17	@ NSH	0-0-0	0	0	21:23
38	12/20	VAN	0-0-0	-1	2	21:31
39	12/23	NJD	0-0-0	1	0	19:33
40	12/27	COL	0-2-2	3	2	18:17
41	12/28	@ STL	0-0-0	0	2	27:00
42	12/30	LAK	0-0-0	0	0	20:34
43	01/02	@ NYI	0-0-0	-2	0	24:02
44	01/05	@ NJD	0-0-0	0	0	23:24
45	01/05	SJS	1-0-1	0	0	23:23
46	01/08	NYR	0-0-0	0	0	21:52
47	01/11	@ MTL	0-0-0	-1	2	21:12
48	01/12	EDM	0-1-1	0	0	18:50
49	01/14	COL	0-0-0	0	0	22:27
50	01/17	ANA	0-2-2	1	0	17:55
51	01/19	BOS	0-1-1	-1	0	25:15
52	01/22	@ DET	0-0-0	-1	0	25:23
53	01/25	@ MIN	0-0-0	0	0	20:51
54	01/26	WPG	0-0-0	0	0	19:27
55	01/28	@ CGY	0-1-1	1	0	23:06
56	01/29	@ VAN	0-0-0	0	2	22:48
57	02/01	@ SJS	0-0-0	0	2	22:15
58	02/03	@ LAK	0-0-0	0	2	19:25
59	02/05	@ ANA	0-0-0	1	0	25:49
60	02/07	@ ARI	0-0-0	0	0	21:45
61	02/27	@ NYR	0-0-0	-1	0	18:40
62	03/01	PIT	0-0-0	0	0	22:53
63	03/04	COL	0-1-1	0	0	20:00
64	03/06	CBJ	0-0-0	0	0	20:44
65	03/09	@ BUF	0-0-0	0	2	21:41
66	03/12	@ COL	0-1-1	0	0	20:45
67	03/14	NSH	0-0-0	1	0	18:24
68	03/16	DET	0-0-0	1	0	20:39
69	03/18	@ PHI	0-0-0	0	0	27:11
70	03/19	STL	0-1-1	1	0	22:18
71	03/21	CAR	0-0-0	0	0	23:47
72	03/23	NSH	0-0-0	0	0	29:10
73	03/25	DAL	0-0-0	1	0	26:14
74	03/27	@ BOS	0-0-0	-1	2	19:16
75	03/28	@ OTT	0-0-0	-1	0	15:31
76	03/30	@ PIT	0-0-0	-1	0	19:43
77	04/03	MIN	0-0-0	-2	0	27:35
78	04/04	@ CBJ	0-0-0	-1	0	21:26
79	04/06	STL	0-0-0	2	0	18:44
80	04/09	MTL	0-0-0	0	0	19:19
81	04/11	@ WSH	0-0-0	-1	0	19:08
82	04/12	@ NSH	DID NOT PLAY – HEALTHY SCRATCH			

*Scored GWG

RIGHT WING • HOSSA • 81

GM	DATE	OPP	G-A-PTS	+/-	PIM	TOI
1	10/01	WSH	1-1-2	2	0	17:09
2	10/05	TBL	0-0-0	0	0	18:24
3	10/09	@ STL	0-0-0	-1	0	15:30
4	10/11	NYI	0-0-0	0	0	17:55
5	10/12	BUF	0-0-0	0	0	17:56
6	10/15	@ CAR	1-0-1	2	0	16:20
7	10/17	STL	1-1-2	1	0	20:59
8	10/19	TOR	0-0-0	0	0	18:46
9	10/22	@ FLA	0-0-0	-1	0	17:57
10	10/24	@ TBL	1-0-1	2	0	19:42
11	10/26	MIN	0-0-0	0	4	18:26
12	10/28	@ MIN	0-1-1	1	0	18:56
13	10/29	OTT	1-2-3	2	0	18:10
14	11/02	@ WPG	0-1-1	1	0	18:44
15	11/05	CGY	1-0-1	-1	0	20:26
16	11/06	WPG	0-0-0	1	0	19:06
17	11/09	@ DAL	2-0-2	1	0	17:05
18	11/10	EDM	0-0-0	0	0	19:42
19	11/14	ARI	1-0-1	2	2	24:42
20	11/16	@ NSH	DID NOT PLAY – INJURY			
21	11/17	SJS	DID NOT PLAY – INJURY			
22	11/19	@ COL	DID NOT PLAY – INJURY			
23	11/21	@ WPG	1-1-2	3	0	17:55
24	11/23	@ VAN	DID NOT PLAY – PERSONAL			
25	11/25	@ EDM	DID NOT PLAY – PERSONAL			
26	11/27	@ CGY	0-1-1	1	0	17:54
27	11/29	@ DAL	0-0-0	-1	0	18:02
28	11/30	@ ARI	1-1-2	1	0	18:55
29	12/05	DAL	0-0-0	0	2	18:06
30	12/05	@ MIN	1-0-1	-1	0	19:24
31	12/06	ANA	0-1-1	-1	0	20:56
32	12/08	FLA	1-1-2*	-1	0	15:10
33	12/10	@ DAL	0-0-0	1	0	16:31
34	12/11	PHI	0-3-3	2	0	15:14
35	12/14	@ TOR	0-1-1	-3	0	16:14
36	12/15	LAK	1-0-1	0	0	16:38
37	12/17	@ NSH	0-1-1	1	0	20:34
38	12/20	VAN	0-0-0	0	0	22:57
39	12/23	NJD	0-2-2	2	0	18:15
40	12/27	COL	0-1-1	2	0	15:37
41	12/28	@ STL	0-1-1	1	0	18:21
42	12/30	LAK	0-0-0	0	0	17:09
43	01/02	@ NYI	0-0-0	0	0	17:41
44	01/05	@ NJD	1-0-1*	3	0	17:45
45	01/05	SJS	0-0-0	0	0	19:33
46	01/08	NYR	0-0-0	0	0	17:37
47	01/11	@ MTL	1-0-1	1	0	18:10
48	01/12	EDM	0-1-2	0	0	18:33
49	01/14	COL	1-1-1	1	2	21:35
50	01/17	ANA	2-0-2	1	0	18:42
51	01/19	BOS	1-0-1	0	0	22:34
52	01/22	@ DET	1-0-1	-1	2	20:25
53	01/25	@ MIN	0-0-0	-1	2	17:17
54	01/26	WPG	0-0-0	-1	0	16:49
55	01/28	@ CGY	1-0-1	1	0	18:28
56	01/29	@ VAN	1-1-2	0	0	17:24
57	02/01	@ SJS	0-1-1	0	0	22:17
58	02/03	@ LAK	0-1-1	1	2	17:03
59	02/05	@ ANA	1-1-2*	2	0	19:16
60	02/07	@ ARI	0-0-0	0	0	20:29
61	02/27	@ NYR	0-0-0	-1	0	17:39
62	03/01	PIT	0-0-0	0	0	4:18
63	03/04	COL	DID NOT PLAY – INJURY			
64	03/06	CBJ	DID NOT PLAY – INJURY			
65	03/09	@ BUF	DID NOT PLAY – INJURY			
66	03/12	@ COL	DID NOT PLAY – INJURY			
67	03/14	NSH	DID NOT PLAY – INJURY			
68	03/16	DET	1-2-3	2	0	17:03
69	03/18	@ PHI	0-1-1	1	2	20:51
70	03/19	STL	0-0-0	0	0	15:50
71	03/21	CAR	0-0-0	1	0	22:34
72	03/23	NSH	0-0-0	-1	0	22:46
73	03/25	DAL	1-0-1	1	0	17:05
74	03/27	@ BOS	0-0-0	-1	0	16:54
75	03/28	@ OTT	1-0-1	0	0	22:21
76	03/30	@ PIT	0-0-0	-1	2	16:25
77	04/03	MIN	0-0-0	-1	0	21:27
78	04/04	@ CBJ	1-0-1	0	0	18:41
79	04/06	STL	0-0-0	-1	0	18:51
80	04/09	MTL	1-1-2	2	0	20:32
81	04/11	@ WSH	0-0-0	0	0	20:57
82	04/12	@ NSH	1-0-1	1	0	4:30

*Scored GWG

LEADERSHIP
PLAYERS

2013-14

OPPONENTS

TRADITION

RECORDS

PLAYOFFS

HISTORY

MINORS

NHL

MEDIA

GAME-BY-GAME STATISTICS

KANE • 88

GM	DATE	OPP	G-A-PTS	+	-	PIM	TOI
1	10/01	WSH	1-0-1	0	2	17:54	
2	10/05	TBL	1-0-1	1	0	21:36	
3	10/09	@ STL	1-0-2	-1	0	18:24	
4	10/11	NYI	0-0-0	-2	0	20:13	
5	10/12	BUF	1-0-1*	-1	2	19:09	
6	10/15	@ CAR	0-0-0	0	0	20:18	
7	10/17	STL	0-0-0	0	0	22:19	
8	10/19	TOR	0-0-0	0	0	17:42	
9	10/22	@ FLA	0-1-1	0	0	18:30	
10	10/24	@ TBL	1-1-2	-3	0	20:49	
11	10/26	MIN	1-0-1	-3	0	19:44	
12	10/28	@ MIN	1-1-2	1	0	17:28	
13	10/29	OTT	0-0-0	-1	0	19:12	
14	11/02	@ WPG	0-0-0	0	0	18:30	
15	11/03	CGY	1-1-2	0	0	21:30	
16	11/06	WPG	1-0-1*	2	2	19:37	
17	11/09	@ DAL	1-1-2	1	2	17:35	
18	11/10	EDM	0-1-1	2	0	20:32	
19	11/14	ARI	0-2-2	0	0	22:57	
20	11/16	@ NSH	1-0-1	1	0	20:48	
21	11/17	SJS	0-1-1	0	0	17:54	
22	11/19	@ COL	1-1-1	0	0	21:22	
23	11/21	@ WPG	1-1-2	0	2	19:51	
24	11/23	@ VAN	0-1-1	1	0	19:45	
25	11/25	@ EDM	1-0-1*	-1	0	17:56	
26	11/27	@ CGY	2-0-2*	0	0	18:42	
27	11/29	@ DAL	0-0-0	0	0	20:34	
28	11/30	@ ARI	1-1-2	0	0	18:36	
29	12/03	DAL	0-2-2	2	0	23:37	
30	12/05	@ MIN	0-1-1	1	0	20:34	
31	12/06	ANA	0-1-1	1	0	24:46	
32	12/08	FLA	0-3-3	1	0	20:29	
33	12/10	@ DAL	1-2-3	2	0	18:12	
34	12/11	PHI	0-2-2	1	0	18:41	
35	12/14	@ TOR	2-0-2	0	0	21:03	
36	12/15	LAK	0-1-1	1	0	16:47	
37	12/17	@ NSH	1-0-1*	0	2	16:39	
38	12/20	VAN	1-1-2	2	0	20:00	
39	12/23	NJD	1-0-1	0	0	19:13	
40	12/27	COL	0-1-1	2	0	17:01	
41	12/28	@ STL	1-2-3	1	0	20:12	
42	12/30	LAK	0-0-0	0	0	19:25	
43	01/02	@ NYI	0-0-0	-2	0	18:18	
44	01/05	@ NJD	0-1-1	1	2	19:07	
45	01/05	SJS	0-0-0	0	0	22:36	
46	01/08	NYR	0-0-0	0	0	21:36	
47	01/11	@ MTL	0-0-0	-2	0	18:57	
48	01/12	EDM	0-2-2	1	0	19:44	
49	01/14	COL	0-0-0	1	2	21:49	
50	01/17	ANA	0-0-0	0	0	23:03	
51	01/19	BOS	0-0-0	0	0	19:01	
52	01/22	@ DET	0-2-2	1	0	18:53	
53	01/23	@ MIN	1-0-1	0	0	19:37	
54	01/26	WPG	0-0-0	-1	0	21:17	
55	01/28	@ CGY	1-0-1	-1	0	19:48	
56	01/29	@ VAN	0-0-0	0	0	17:08	
57	02/01	@ SJS	0-0-0	-1	2	18:14	
58	02/03	@ LAK	2-1-3	0	0	18:23	
59	02/05	@ ANA	0-0-0	0	0	16:18	
60	02/07	@ ARI	DID NOT PLAY - PERSONAL				
61	02/17	@ NYR	0-0-0	0	0	22:13	
62	03/01	PIT	0-1-1	0	0	17:55	
63	03/04	COL	0-0-0	-1	0	19:41	
64	03/06	CBJ	1-1-1	-1	0	17:46	
65	03/09	@ BUF	0-0-0	0	0	20:00	
66	03/12	@ COL	1-0-1	2	2	23:23	
67	03/14	NSH	0-0-0	-1	0	22:35	
68	03/16	DET	0-1-1	1	2	19:11	
69	03/18	@ PHI	0-0-0	-1	0	20:45	
70	03/19	STL	0-1-1	0	0	7:54	
71	03/21	CAR	DID NOT PLAY - INJURY				
72	03/23	NSH	DID NOT PLAY - INJURY				
73	03/25	DAL	DID NOT PLAY - INJURY				
74	03/27	@ BOS	DID NOT PLAY - INJURY				
75	03/28	@ OTT	DID NOT PLAY - INJURY				
76	03/30	@ PIT	DID NOT PLAY - INJURY				
77	04/03	MIN	DID NOT PLAY - INJURY				
78	04/04	@ CBJ	DID NOT PLAY - INJURY				
79	04/06	STL	DID NOT PLAY - INJURY				
80	04/09	MTL	DID NOT PLAY - INJURY				
81	04/11	@ WSH	DID NOT PLAY - INJURY				
82	04/12	@ NSH	DID NOT PLAY - INJURY				

*Scored GWG

DEFENSEMAN • KEITH • 2

GM	DATE	OPP	G-A-PTS	+	-	PIM	TOI
1	10/01	WSH	0-1-1	-1	0	24:51	
2	10/05	TBL	0-0-0	-1	0	28:56	
3	10/09	@ STL	0-0-0	-2	0	23:40	
4	10/11	NYI	0-2-2	1	0	24:02	
5	10/12	BUF	0-1-1	1	0	23:25	
6	10/15	@ CAR	0-0-0	0	0	25:14	
7	10/17	STL	0-0-0	1	0	29:13	
8	10/19	TOR	0-0-0	0	2	23:55	
9	10/22	@ FLA	0-0-1	-2	0	25:27	
10	10/24	@ TBL	0-1-1	3	0	25:52	
11	10/26	MIN	0-0-0	-2	0	24:20	
12	10/28	@ MIN	0-1-1	0	0	23:47	
13	10/29	OTT	0-1-1	0	0	24:08	
14	11/02	@ WPG	0-1-1	1	0	21:40	
15	11/03	CGY	0-1-1	-1	0	21:38	
16	11/06	WPG	0-2-2	3	0	22:18	
17	11/09	@ DAL	0-0-0	2	0	22:25	
18	11/10	EDM	1-0-1*	0	0	25:31	
19	11/14	ARI	0-1-1	1	0	27:36	
20	11/16	@ NSH	0-1-1	-1	0	22:17	
21	11/17	SJS	0-0-0	2	0	20:06	
22	11/19	@ COL	0-1-1	-2	0	22:57	
23	11/21	@ WPG	0-1-1	4	2	22:21	
24	11/23	@ VAN	0-1-1	1	0	24:39	
25	11/25	@ EDM	0-2-2	1	0	24:36	
26	11/27	@ CGY	0-1-1	1	0	21:15	
27	11/29	@ DAL	0-1-1	1	0	26:48	
28	11/30	@ ARI	0-2-2	2	0	24:37	
29	12/03	DAL	0-1-1	-1	0	26:14	
30	12/05	@ MIN	0-0-0	-2	2	25:15	
31	12/06	ANA	0-0-0	1	0	26:20	
32	12/08	FLA	0-0-0	1	0	25:34	
33	12/10	@ DAL	0-2-2	3	0	24:47	
34	12/11	PHI	1-0-1	2	0	25:25	
35	12/14	@ TOR	0-1-1	-4	0	23:53	
36	12/15	LAK	0-1-1	1	0	20:42	
37	12/17	@ NSH	1-1-2	1	0	26:40	
38	12/20	VAN	0-0-0	0	0	28:17	
39	12/23	NJD	0-1-1	1	0	23:55	
40	12/27	COL	0-3-3	0	0	21:32	
41	12/28	@ STL	0-2-2	-1	0	28:33	
42	12/30	LAK	0-1-1	1	0	21:44	
43	01/02	@ NYI	0-0-0	-2	0	25:41	
44	01/05	@ NJD	0-3-3	4	0	23:50	
45	01/05	SJS	0-0-0	0	0	28:15	
46	01/08	NYR	0-1-1	-1	0	22:32	
47	01/11	@ MTL	0-0-0	0	0	26:59	
48	01/12	EDM	0-1-1	1	0	25:49	
49	01/14	COL	0-0-0	0	0	28:10	
50	01/17	ANA	0-0-0	1	0	25:37	
51	01/19	BOS	0-1-1	1	0	24:21	
52	01/22	@ DET	0-1-1	-1	2	24:25	
53	01/23	@ MIN	DID NOT PLAY - ILLNESS				
54	01/26	WPG	0-0-0	-2	0	23:19	
55	01/28	@ CGY	1-0-1	1	0	24:09	
56	01/29	@ VAN	0-1-1	1	0	25:36	
57	02/01	@ SJS	0-0-0	-1	0	26:26	
58	02/03	@ LAK	0-0-0	0	0	26:00	
59	02/05	@ ANA	0-0-0	1	0	20:56	
60	02/07	@ ARI	0-0-0	0	0	23:51	
61	02/17	@ NYR	0-0-0	0	2	23:11	
62	03/01	PIT	0-0-0	1	4	23:04	
63	03/04	COL	0-1-1	-3	2	25:41	
64	03/06	CBJ	0-1-1	4	2	20:21	
65	03/09	@ BUF	0-0-0	2	0	26:55	
66	03/12	@ COL	0-1-1	0	2	25:10	
67	03/14	NSH	0-0-0	-2	0	26:21	
68	03/16	DET	0-2-2	2	2	22:24	
69	03/18	@ PHI	1-0-1	1	0	28:31	
70	03/19	STL	1-0-1*	0	0	23:41	
71	03/21	CAR	0-0-0	0	2	26:55	
72	03/23	NSH	0-0-0	-1	2	25:21	
73	03/25	DAL	1-1-2*	1	0	27:09	
74	03/27	@ BOS	0-0-0	-1	0	25:16	
75	03/28	@ OTT	0-0-0	-3	0	26:26	
76	03/30	@ PIT	0-0-0	-3	0	25:07	
77	04/03	MIN	0-0-0	1	0	26:46	
78	04/04	@ CBJ	0-3-3	2	0	21:33	
79	04/06	STL	0-0-0	1	2	23:00	
80	04/09	MTL	0-1-1	1	0	26:07	
81	04/11	@ WSH	DID NOT PLAY - HEALTHY SCRATCH				
82	04/12	@ NSH	DID NOT PLAY - HEALTHY SCRATCH				

*Scored GWG

GAME-BY-GAME STATISTICS

CENTER • KRUGER • 16

GM	DATE	OPP	G-A-PTS	+/-	PIM	TOI
1	10/01	WSH	0-1-1	2	0	14:37
2	10/05	TBL	0-0-0	-1	0	13:58
3	10/09	@ STL	0-0-0	0	0	13:36
4	10/11	NYI	0-0-0	0	0	13:38
5	10/12	BUF	0-0-0	0	2	14:13
6	10/15	@ CAR	0-0-0	0	0	15:20
7	10/17	STL	0-0-0	0	0	11:44
8	10/19	TOR	0-1-1	1	0	14:32
9	10/22	@ FLA	0-0-0	1	0	18:07
10	10/24	@ TBL	0-1-1	1	0	13:26
11	10/26	MIN	1-0-1	-2	2	12:20
12	10/28	@ MIN	0-0-0	0	2	10:27
13	10/29	OTT	0-0-0	-1	0	12:33
14	11/02	@ WPG	0-2-2	3	0	12:58
15	11/03	CGY	0-0-0	0	0	12:52
16	11/06	WPG	0-0-0	0	0	10:44
17	11/09	@ DAL	0-0-0	0	4	16:36
18	11/10	EDM	1-0-1	0	0	12:45
19	11/14	ARI	0-0-0	-1	0	12:58
20	11/16	@ NSH	0-0-0	-3	0	12:51
21	11/17	SJS	0-1-1	1	0	14:29
22	11/19	@ COL	0-0-0	-1	0	13:20
23	11/21	@ WPG	0-1-1	1	0	11:36
24	11/23	@ VAN	1-0-1*	1	0	13:30
25	11/25	@ EDM	0-1-1	1	0	14:55
26	11/27	@ CGY	0-0-0	0	0	12:31
27	11/29	@ DAL	0-0-0	0	0	14:46
28	11/30	@ ARI	0-1-1	1	0	14:53
29	12/03	DAL	1-0-1	-1	0	14:17
30	12/05	@ MIN	0-0-0	0	0	12:54
31	12/06	ANA	0-0-0	0	0	12:24
32	12/08	FLA	0-0-0	0	2	14:26
33	12/10	@ DAL	0-1-1	1	0	14:50
34	12/11	PHI	0-1-1	1	2	12:51
35	12/14	@ TOR	0-0-0	0	0	13:39
36	12/15	LAK	0-0-0	0	2	12:33
37	12/17	@ NSH	0-0-0	0	2	12:39
38	12/20	VAN	0-0-0	-1	0	12:17
39	12/23	NJD	0-0-0	0	0	13:06
40	12/27	COL	0-0-0	1	0	13:03
41	12/28	@ STL	0-1-1	-1	0	16:53
42	12/30	LAK	0-0-0	0	0	15:12
43	01/02	@ NYI	0-0-0	0	0	13:57
44	01/05	@ NJD	0-0-0	0	4	12:57
45	01/05	SJS	0-1-1	1	0	16:08
46	01/08	NYR	0-1-1	1	0	14:21
47	01/11	@ MTL	0-0-0	0	0	17:45
48	01/12	EDM	0-1-1	1	2	11:39
49	01/14	COL	0-0-0	-1	0	13:10
50	01/17	ANA	0-1-1	0	0	14:16
51	01/19	BOS	0-1-1	0	0	15:28
52	01/22	@ DET	1-0-1	0	0	15:22
53	01/23	@ MIN	0-0-0	0	0	14:37
54	01/26	WPG	0-1-1	0	0	12:01
55	01/28	@ CGY	0-0-0	0	0	13:39
56	01/29	@ VAN	0-0-0	0	0	14:29
57	02/01	@ SJS	0-0-0	0	0	15:25
58	02/03	@ LAK	1-0-1	1	0	15:20
59	02/05	@ ANA	0-0-0	0	0	16:10
60	02/07	@ ARI	0-0-0	0	0	12:54
61	02/27	@ NYR	0-0-0	0	0	10:48
62	03/01	PIT	0-0-0	0	2	17:35
63	03/04	COL	0-0-0	1	0	13:37
64	03/06	CBJ	0-2-2	3	0	15:13
65	03/09	@ BUF	0-0-0	0	0	14:34
66	03/12	@ COL	0-0-0	0	2	13:27
67	03/14	NSH	0-0-0	0	2	9:48
68	03/16	DET	0-0-0	0	0	14:59
69	03/18	@ PHI	0-0-0	-1	2	14:48
70	03/19	STL	1-0-1	1	0	18:21
71	03/21	CAR	0-0-0	-1	0	15:10
72	03/23	NSH	0-0-0	0	0	10:53
73	03/25	DAL	0-0-0	0	0	14:42
74	03/27	@ BOS	0-0-0	-2	0	11:47
75	03/28	@ OTT	0-0-0	0	0	13:28
76	03/30	@ PIT	0-0-0	0	0	14:57
77	04/03	MIN	0-0-0	-1	0	17:00
78	04/04	@ CBJ	0-0-0	0	0	13:56
79	04/06	STL	1-0-1*	1	0	14:09
80	04/09	MTL	0-0-0	-1	0	12:15
81	04/11	@ WSH	0-0-0	-1	2	11:06
82	04/12	@ NSH				

*Scored GWG

DID NOT PLAY - HEALTHY SCRATCH

DEFENSEMAN • LEDDY • 8

GM	DATE	OPP	G-A-PTS	+/-	PIM	TOI
1	10/01	WSH	0-0-0	1	0	17:28
2	10/05	TBL	0-1-1	0	0	19:12
3	10/09	@ STL	0-0-0	0	0	13:27
4	10/11	NYI	0-0-0	0	0	16:03
5	10/12	BUF	0-0-0	0	0	16:12
6	10/15	@ CAR	0-0-0	0	0	13:25
7	10/17	STL	0-0-0	0	0	17:35
8	10/19	TOR	0-2-2	1	0	14:31
9	10/22	@ FLA	0-0-0	0	0	18:49
10	10/24	@ TBL	0-0-0	0	0	11:26
11	10/26	MIN	0-2-2	0	0	18:58
12	10/28	@ MIN	1-0-1	2	0	17:07
13	10/29	OTT	0-0-0	0	0	15:22
14	11/02	@ WPG	1-1-2	1	0	16:54
15	11/03	CGY	0-0-0	0	0	19:51
16	11/06	WPG	0-0-0	0	0	17:58
17	11/09	@ DAL	0-0-0	1	0	16:26
18	11/10	EDM	0-0-0	1	2	17:12
19	11/14	ARI	0-2-2	0	0	15:15
20	11/16	@ NSH	0-0-0	-2	0	21:08
21	11/17	SJS	0-0-0	0	0	18:58
22	11/19	@ COL	0-0-0	-1	0	19:06
23	11/21	@ WPG	0-1-1	0	0	15:30
24	11/23	@ VAN	0-0-0	0	0	12:33
25	11/25	@ EDM	1-1-1	2	2	16:42
26	11/27	@ CGY	0-0-0	-1	0	17:18
27	11/29	@ DAL	0-0-0	-1	0	15:43
28	11/30	@ ARI	0-0-0	0	0	15:44
29	12/03	DAL	1-0-1	0	0	13:47
30	12/05	@ MIN	0-1-1	1	0	15:16
31	12/06	ANA	0-0-0	0	0	17:06
32	12/08	FLA	0-0-0	1	0	17:07
33	12/10	@ DAL	0-0-0	0	0	15:46
34	12/11	PHI	0-0-0	1	0	17:54
35	12/14	@ TOR	0-1-1	0	0	19:34
36	12/15	LAK	0-0-0	-1	0	18:24
37	12/17	@ NSH	1-0-1	0	2	15:22
38	12/20	VAN	0-0-0	0	0	16:42
39	12/23	NJD	1-1-2	1	0	18:09
40	12/27	COL	0-0-0	1	0	18:32
41	12/28	@ STL	0-0-0	1	0	12:07
42	12/30	LAK	0-0-0	0	0	16:54
43	01/02	@ NYI	0-1-1	1	0	14:44
44	01/05	@ NJD	0-0-0	0	0	15:20
45	01/05	SJS	0-0-0	0	0	14:13
46	01/08	NYR	0-0-0	0	0	18:09
47	01/11	@ MTL	0-0-0	0	0	14:10
48	01/12	EDM	0-0-0	-1	0	16:13
49	01/14	COL	0-0-0	1	0	15:04
50	01/17	ANA	0-0-0	0	0	17:28
51	01/19	BOS	0-0-0	0	0	14:30
52	01/22	@ DET	0-0-0	1	0	19:03
53	01/23	@ MIN	0-1-1	1	0	16:31
54	01/26	WPG	0-0-0	0	0	19:12
55	01/28	@ CGY	0-1-1	-1	0	17:40
56	01/29	@ VAN	0-0-0	0	2	13:34
57	02/01	@ SJS	0-0-0	0	0	17:15
58	02/03	@ LAK	1-1-2*	2	0	15:14
59	02/05	@ ANA	0-0-0	0	0	15:31
60	02/07	@ ARI	0-0-0	0	0	15:12
61	02/27	@ NYR	0-0-0	-1	0	16:54
62	03/01	PIT	0-1-1	3	0	14:20
63	03/04	COL	0-0-0	0	0	12:49
64	03/06	CBJ	0-1-1	0	0	18:19
65	03/09	@ BUF	0-0-0	0	0	13:31
66	03/12	@ COL	0-0-0	0	0	14:48
67	03/14	NSH	0-0-0	0	0	17:25
68	03/16	DET	1-0-1	0	0	16:31
69	03/18	@ PHI	0-0-0	-2	0	14:37
70	03/19	STL	0-2-2	1	0	16:47
71	03/21	CAR	0-1-1	2	0	12:49
72	03/23	NSH	0-0-0	-1	0	18:08
73	03/25	DAL	0-0-0	-1	0	16:31
74	03/27	@ BOS	0-0-0	-1	0	16:29
75	03/28	@ OTT	0-0-0	0	0	18:46
76	03/30	@ PIT	0-1-1	1	0	15:59
77	04/03	MIN	0-1-1	1	0	13:33
78	04/04	@ CBJ	0-0-0	0	2	17:01
79	04/06	STL	0-0-0	0	0	18:49
80	04/09	MTL	0-0-0	1	0	15:13
81	04/11	@ WSH	0-0-0	-2	0	18:05
82	04/12	@ NSH	0-0-0	-4	0	16:42

*Scored GWG

LEADERSHIP

PLAYERS

2013-14

OPPONENTS

TRADITION

RECORDS

PLAYOFFS

HISTORY

MINORS

NHL

MEDIA

GAME-BY-GAME STATISTICS

LEADERSHIP

PLAYERS

2013-14

OPPONENTS

TRADITION

RECORDS

PLAYOFFS

HISTORY

MINORS

NHL

MEDIA

RIGHT WING • MORIN • 11

GM	DATE	OPP	G-A-PTS	+/-	PIM	TOI
1	10/01	WSH	IN ROCKFORD			
2	10/05	TBL	IN ROCKFORD			
3	10/09	@ STL	IN ROCKFORD			
4	10/11	NYI	IN ROCKFORD			
5	10/12	BUF	IN ROCKFORD			
6	10/15	@ CAR	IN ROCKFORD			
7	10/17	STL	IN ROCKFORD			
8	10/19	TOR	IN ROCKFORD			
9	10/22	@ FLA	IN ROCKFORD			
10	10/24	@ TBL	IN ROCKFORD			
11	10/26	MIN	0-0-0	1	0	10:32
12	10/28	@ MIN	0-0-0	0	0	10:03
13	10/29	OTT	0-1-1	1	0	8:40
14	11/02	@ WPG	0-1-1	0	0	9:42
15	11/03	CGY	0-0-0	-1	0	7:21
16	11/06	WPG	DID NOT PLAY - HEALTHY SCRATCH			
17	11/09	@ DAL	DID NOT PLAY - HEALTHY SCRATCH			
18	11/10	EDM	DID NOT PLAY - HEALTHY SCRATCH			
19	11/14	ARI	0-0-0	-1	0	6:57
20	11/16	@ NSH	IN ROCKFORD			
21	11/17	SJS	IN ROCKFORD			
22	11/19	@ COL	IN ROCKFORD			
23	11/21	@ WPG	0-0-0	0	0	7:12
24	11/23	@ VAN	0-0-0	0	0	4:58
25	11/25	@ EDM	0-1-1	1	0	8:53
26	11/27	@ CGY	IN ROCKFORD			
27	11/29	@ DAL	IN ROCKFORD			
28	11/30	@ ARI	IN ROCKFORD			
29	12/03	DAL	IN ROCKFORD			
30	12/05	@ MIN	1-0-1	1	0	8:17
31	12/06	ANA	0-0-0	0	0	7:40
32	12/08	FLA	0-1-1	1	0	7:07
33	12/10	@ DAL	0-0-0	-1	16	8:09
34	12/11	PHI	0-0-0	0	14	8:30
35	12/14	@ TOR	0-0-0	0	0	7:35
36	12/15	LAK	DID NOT PLAY - HEALTHY SCRATCH			
37	12/17	@ NSH	IN ROCKFORD			
38	12/20	VAN	IN ROCKFORD			
39	12/23	NJD	IN ROCKFORD			
40	12/27	COL	IN ROCKFORD			
41	12/28	@ STL	IN ROCKFORD			
42	12/30	LAK	IN ROCKFORD			
43	01/02	@ NYI	IN ROCKFORD			
44	01/05	@ NJD	IN ROCKFORD			
45	01/05	SJS	IN ROCKFORD			
46	01/08	NYR	IN ROCKFORD			
47	01/11	@ MTL	IN ROCKFORD			
48	01/12	EDM	IN ROCKFORD			
49	01/14	COL	IN ROCKFORD			
50	01/17	ANA	IN ROCKFORD			
51	01/19	BOS	IN ROCKFORD			
52	01/22	@ DET	IN ROCKFORD			
53	01/23	@ MIN	IN ROCKFORD			
54	01/26	WPG	IN ROCKFORD			
55	01/28	@ CGY	IN ROCKFORD			
56	01/29	@ VAN	IN ROCKFORD			
57	02/01	@ SJS	IN ROCKFORD			
58	02/03	@ LAK	IN ROCKFORD			
59	02/05	@ ANA	IN ROCKFORD			
60	02/07	@ ARI	IN ROCKFORD			
61	02/27	@ NYR	IN ROCKFORD			
62	03/01	PIT	IN ROCKFORD			
63	03/04	COL	IN ROCKFORD			
64	03/06	CBJ	IN ROCKFORD			
65	03/09	@ BUF	IN ROCKFORD			
66	03/12	@ COL	IN ROCKFORD			
67	03/14	NSH	IN ROCKFORD			
68	03/16	DET	IN ROCKFORD			
69	03/18	@ PHI	IN ROCKFORD			
70	03/19	STL	IN ROCKFORD			
71	03/21	CAR	0-0-0	0	0	6:52
72	03/23	NSH	0-0-0	-1	0	8:11
73	03/25	DAL	DID NOT PLAY - HEALTHY SCRATCH			
74	03/27	@ BOS	0-0-0	0	0	10:51
75	03/28	@ OTT	DID NOT PLAY - HEALTHY SCRATCH			
76	03/30	@ PIT	DID NOT PLAY - HEALTHY SCRATCH			
77	04/03	MIN	0-1-1	1	2	8:56
78	04/04	@ CBJ	1-0-1	1	0	13:39
79	04/06	STL	1-1-2	2	0	13:15
80	04/09	MTL	1-0-1	0	0	12:29
81	04/11	@ WSH	0-0-0	-1	0	10:07
82	04/12	@ NSH	1-0-1	1	0	14:01

*Scored GWG

CENTER • NORDSTROM • 42

GM	DATE	OPP	G-A-PTS	+/-	PIM	TOI
1	10/01	WSH	0-0-0	1	2	12:23
2	10/05	TBL	0-0-0	0	0	9:09
3	10/09	@ STL	0-0-0	0	0	10:20
4	10/11	NYI	1-0-1	1	0	12:39
5	10/12	BUF	0-0-0	0	0	10:20
6	10/15	@ CAR	0-0-0	-2	0	10:29
7	10/17	STL	0-0-0	0	0	10:39
8	10/19	TOR	0-0-0	1	0	7:42
9	10/22	@ FLA	IN ROCKFORD			
10	10/24	@ TBL	IN ROCKFORD			
11	10/26	MIN	IN ROCKFORD			
12	10/28	@ MIN	IN ROCKFORD			
13	10/29	OTT	IN ROCKFORD			
14	11/02	@ WPG	IN ROCKFORD			
15	11/03	CGY	IN ROCKFORD			
16	11/06	WPG	IN ROCKFORD			
17	11/09	@ DAL	IN ROCKFORD			
18	11/10	EDM	IN ROCKFORD			
19	11/14	ARI	IN ROCKFORD			
20	11/16	@ NSH	IN ROCKFORD			
21	11/17	SJS	IN ROCKFORD			
22	11/19	@ COL	IN ROCKFORD			
23	11/21	@ WPG	IN ROCKFORD			
24	11/23	@ VAN	IN ROCKFORD			
25	11/25	@ EDM	IN ROCKFORD			
26	11/27	@ CGY	IN ROCKFORD			
27	11/29	@ DAL	IN ROCKFORD			
28	11/30	@ ARI	IN ROCKFORD			
29	12/03	DAL	IN ROCKFORD			
30	12/05	@ MIN	0-1-1	1	0	9:55
31	12/06	ANA	0-0-0	0	0	10:19
32	12/08	FLA	IN ROCKFORD			
33	12/10	@ DAL	IN ROCKFORD			
34	12/11	PHI	IN ROCKFORD			
35	12/14	@ TOR	IN ROCKFORD			
36	12/15	LAK	IN ROCKFORD			
37	12/17	@ NSH	IN ROCKFORD			
38	12/20	VAN	IN ROCKFORD			
39	12/23	NJD	IN ROCKFORD			
40	12/27	COL	IN ROCKFORD			
41	12/28	@ STL	IN ROCKFORD			
42	12/30	LAK	IN ROCKFORD			
43	01/02	@ NYI	IN ROCKFORD			
44	01/05	@ NJD	IN ROCKFORD			
45	01/05	SJS	IN ROCKFORD			
46	01/08	NYR	IN ROCKFORD			
47	01/11	@ MTL	IN ROCKFORD			
48	01/12	EDM	IN ROCKFORD			
49	01/14	COL	IN ROCKFORD			
50	01/17	ANA	IN ROCKFORD			
51	01/19	BOS	IN ROCKFORD			
52	01/22	@ DET	IN ROCKFORD			
53	01/23	@ MIN	IN ROCKFORD			
54	01/26	WPG	IN ROCKFORD			
55	01/28	@ CGY	IN ROCKFORD			
56	01/29	@ VAN	IN ROCKFORD			
57	02/01	@ SJS	IN ROCKFORD			
58	02/03	@ LAK	IN ROCKFORD			
59	02/05	@ ANA	IN ROCKFORD			
60	02/07	@ ARI	IN ROCKFORD			
61	02/27	@ NYR	IN ROCKFORD			
62	03/01	PIT	IN ROCKFORD			
63	03/04	COL	IN ROCKFORD			
64	03/06	CBJ	IN ROCKFORD			
65	03/09	@ BUF	IN ROCKFORD			
66	03/12	@ COL	IN ROCKFORD			
67	03/14	NSH	IN ROCKFORD			
68	03/16	DET	IN ROCKFORD			
69	03/18	@ PHI	IN ROCKFORD			
70	03/19	STL	IN ROCKFORD			
71	03/21	CAR	IN ROCKFORD			
72	03/23	NSH	IN ROCKFORD			
73	03/25	DAL	IN ROCKFORD			
74	03/27	@ BOS	IN ROCKFORD			
75	03/28	@ OTT	IN ROCKFORD			
76	03/30	@ PIT	IN ROCKFORD			
77	04/03	MIN	0-0-0	-1	0	13:39
78	04/04	@ CBJ	0-0-0	-1	0	13:22
79	04/06	STL	0-1-1	1	0	12:31
80	04/09	MTL	0-0-0	-1	0	13:30
81	04/11	@ WSH	0-0-0	-1	0	11:41
82	04/12	@ NSH	0-0-0	-1	0	16:40

*Scored GWG

GAME-BY-GAME STATISTICS

DEFENSEMAN • ODUYA • 27

GM	DATE	OPP	G-A-PTS	+/-	PIM	TOI
1	10/01	WSH	1-0-1*	4	0	18:40
2	10/05	TBL	0-0-0	1	0	16:52
3	10/09	@ STL	0-0-0	0	2	21:38
4	10/11	NYI	0-0-0	0	0	20:36
5	10/12	BUF	0-0-0	-1	0	20:59
6	10/15	@ CAR	0-0-0	0	2	26:05
7	10/17	STL	0-0-0	0	0	19:09
8	10/19	TOR	0-0-0	1	0	21:01
9	10/22	@ FLA	0-0-0	1	0	22:44
10	10/24	@ TBL	0-0-0	-3	0	23:55
11	10/26	MIN	0-0-0	0	0	17:23
12	10/28	@ MIN	0-1-1	1	0	21:00
13	10/29	OTT	0-1-1	0	0	20:20
14	11/02	@ WPG	0-0-0	2	0	20:02
15	11/03	CGY	0-0-0	-1	0	20:03
16	11/06	WPG	0-0-0	0	0	20:01
17	11/09	@ DAL	0-2-2	-1	0	21:49
18	11/10	EDM	0-1-1	1	0	18:28
19	11/14	ARI	0-0-0	-1	0	22:21
20	11/16	@ NSH	0-0-0	0	0	16:46
21	11/17	SJS	0-0-0	1	0	21:26
22	11/19	@ COL	0-0-0	-1	0	17:40
23	11/21	@ WPG	0-0-0	0	2	21:19
24	11/23	@ VAN	0-0-0	1	2	25:57
25	11/25	@ EDM	1-0-1	0	0	19:26
26	11/27	@ CGY	0-0-0	1	0	21:43
27	11/29	@ DAL	0-0-0	0	0	23:28
28	11/30	@ ARI	0-0-0	1	4	19:10
29	12/03	DAL	0-1-1	1	0	18:41
30	12/05	@ MIN	0-0-0	1	0	18:37
31	12/06	ANA	0-0-0	-1	2	20:42
32	12/08	FLA	0-0-0	-1	0	17:22
33	12/10	@ DAL	0-0-0	0	2	18:56
34	12/11	PHI	0-1-1	2	0	17:52
35	12/14	@ TOR	0-0-0	1	0	16:37
36	12/15	LAK	0-0-0	0	2	20:09
37	12/17	@ NSH	0-0-0	0	0	19:14
38	12/20	VAN	0-1-1	0	0	20:08
39	12/23	NJD	0-0-0	0	0	18:16
40	12/27	COL	0-0-0	3	0	19:59
41	12/28	@ STL	0-0-0	0	0	24:58
42	12/30	LAK	0-0-0	0	0	21:45
43	01/02	@ NYI	0-0-0	-1	0	20:33
44	01/05	@ NJD	0-0-0	-1	0	20:55
45	01/05	SJS	0-0-0	0	0	22:52
46	01/08	NYR	0-0-0	0	0	19:08
47	01/11	@ MTL	0-0-0	-1	0	20:19
48	01/12	EDM	0-0-0	0	0	20:23
49	01/14	COL	1-0-1	1	0	20:55
50	01/17	ANA	0-0-0	1	0	16:33
51	01/19	BOS	0-0-0	-1	2	23:45
52	01/22	@ DET	0-1-1	-1	0	21:48
53	01/23	@ MIN	0-0-0	-2	0	19:51
54	01/26	WPG	0-0-0	0	0	17:48
55	01/28	@ CGY	0-1-1	0	2	20:13
56	01/29	@ VAN	0-0-0	0	2	20:22
57	02/01	@ SJS	0-0-0	0	0	22:22
58	02/03	@ LAK	0-0-0	0	0	18:46
59	02/05	@ ANA	DID NOT PLAY - INJURY			
60	02/07	@ ARI	DID NOT PLAY - INJURY			
61	02/27	@ NYR	0-0-0	-1	0	18:58
62	03/01	PIT	0-0-0	0	4	20:44
63	03/04	COL	0-0-0	1	2	19:59
64	03/06	CBJ	0-0-0	0	2	18:53
65	03/09	@ BUF	0-1-1	-1	2	21:39
66	03/12	@ COL	0-0-0	0	0	18:31
67	03/14	NSH	0-1-1	2	0	17:29
68	03/16	DET	0-0-0	0	0	19:57
69	03/18	@ PHI	0-0-0	0	0	22:14
70	03/19	STL	0-0-0	1	2	20:06
71	03/21	CAR	0-0-0	0	2	20:27
72	03/23	NSH	0-0-0	0	0	16:05
73	03/25	DAL	0-0-0	1	0	21:26
74	03/27	@ BOS	0-0-0	-1	0	18:55
75	03/28	@ OTT	0-0-0	1	0	15:42
76	03/30	@ PIT	0-0-0	-1	0	19:04
77	04/03	MIN	DID NOT PLAY - INJURY			
78	04/04	@ CBJ	DID NOT PLAY - INJURY			
79	04/06	STL	DID NOT PLAY - INJURY			
80	04/09	MTL	0-0-0	-1	0	19:17
81	04/11	@ WSH	0-0-0	0	0	20:26
82	04/12	@ NSH	0-1-1	3	0	23:25

*Scored GWG

GOALTENDER • RAANTA • 31

GM	DATE	OPP	W/L	MIN	GA	SV	SV%
1	10/01	WSH	IN	ROCKFORD			
2	10/05	TBL	IN	ROCKFORD			
3	10/09	@ STL	IN	ROCKFORD			
4	10/11	NYI	IN	ROCKFORD			
5	10/12	BUF	IN	ROCKFORD			
6	10/15	@ CAR	IN	ROCKFORD			
7	10/17	STL	IN	ROCKFORD			
8	10/19	TOR	IN	ROCKFORD			
9	10/22	@ FLA	IN	ROCKFORD			
10	10/24	@ TBL	IN	ROCKFORD			
11	10/26	MIN	IN	ROCKFORD			
12	10/28	@ MIN	IN	ROCKFORD			
13	10/29	OTT	IN	ROCKFORD			
14	11/02	@ WPG	IN	ROCKFORD			
15	11/03	CGY	IN	ROCKFORD			
16	11/06	WPG	IN	ROCKFORD			
17	11/09	@ DAL	IN	ROCKFORD			
18	11/10	EDM	IN	ROCKFORD			
19	11/14	ARI	IN	ROCKFORD			
20	11/16	@ NSH	IN	ROCKFORD			
21	11/17	SJS	DID NOT PLAY				
22	11/19	@ COL	-	46:45	2	14	.875
23	11/21	@ WPG	DID NOT PLAY				
24	11/23	@ VAN	DID NOT PLAY				
25	11/25	@ EDM	DID NOT PLAY				
26	11/27	@ CGY	W	60:00	2	20	.909
27	11/29	@ DAL	DID NOT PLAY				
28	11/30	@ ARI	W	60:00	2	32	.941
29	12/03	DAL	DID NOT PLAY				
30	12/05	@ MIN	DID NOT PLAY				
31	12/06	ANA	O	64:33	2	24	.923
32	12/08	FLA	W	46:15	2	29	.935
33	12/10	@ DAL	W	59:45	2	27	.931
34	12/11	PHI	W	59:41	2	28	.933
35	12/14	@ TOR	L	40:00	5	20	.800
36	12/15	LAK	W	60:00	1	21	.955
37	12/17	@ NSH	W	59:57	1	27	.964
38	12/20	VAN	O	65:00	2	22	.917
39	12/23	NJD	W	60:00	2	10	.833
40	12/27	COL	W	60:00	2	16	.889
41	12/28	@ STL	O	65:00	5	20	.800
42	12/30	LAK	W	60:00	0	26	1.000
43	01/02	@ NYI	DID NOT PLAY				
44	01/03	@ NJD	W	60:00	3	24	.889
45	01/05	SJS	DID NOT PLAY				
46	01/08	NYR	DID NOT PLAY				
47	01/11	@ MTL	DID NOT PLAY				
48	01/12	EDM	W	59:47	2	18	.900
49	01/14	COL	DID NOT PLAY				
50	01/17	ANA	DID NOT PLAY				
51	01/19	BOS	DID NOT PLAY				
52	01/22	@ DET	DID NOT PLAY				
53	01/23	@ MIN	L	57:41	2	17	.895
54	01/26	WPG	DID NOT PLAY				
55	01/28	@ CGY	-	30:25	4	11	.733
56	01/29	@ VAN	DID NOT PLAY				
57	02/01	@ SJS	DID NOT PLAY				
58	02/03	@ LAK	DID NOT PLAY				
59	02/05	@ ANA	DID NOT PLAY				
60	02/07	@ ARI	DID NOT PLAY				
61	02/27	@ NYR	DID NOT PLAY				
62	03/01	PIT	DID NOT PLAY				
63	03/04	COL	DID NOT PLAY				
64	03/06	CBJ	DID NOT PLAY				
65	03/09	@ BUF	DID NOT PLAY				
66	03/12	@ COL	L	58:08	3	26	.897
67	03/14	NSH	DID NOT PLAY				
68	03/16	DET	DID NOT PLAY				
69	03/18	@ PHI	O	64:55	3	34	.919
70	03/19	STL	DID NOT PLAY				
71	03/21	DAL	DID NOT PLAY				
72	03/23	NSH	DID NOT PLAY				
73	03/25	DAL	DID NOT PLAY				
74	03/27	@ BOS	DID NOT PLAY				
75	03/28	@ OTT	L	59:42	5	24	.828
76	03/30	@ PIT	DID NOT PLAY				
77	04/03	MIN	DID NOT PLAY				
78	04/04	@ CBJ	W	59:51	3	24	.889
79	04/06	STL	DID NOT PLAY				
80	04/09	MTL	DID NOT PLAY				
81	04/11	@ WSH	-	20:00	0	7	1.000
82	04/12	@ NSH	L	59:19	6	26	.813

LEADERSHIP

PLAYERS

2013-14

OPPONENTS

TRADITION

RECORDS

PLAYOFFS

HISTORY

MINORS

NHL

MEDIA

GAME-BY-GAME STATISTICS

LEADERSHIP
PLAYERS

2013-14

OPPONENTS

TRADITION

RECORDS

PLAYOFFS

HISTORY

MINORS

NHL

MEDIA

CENTER • REGIN • 12

GM	DATE	OPP	G-A-PTS	+/-	PIM	TOI
1	10/04	@ NJD	0-0-0	-1	0	14:50
2	10/05	CBJ	0-0-0	-1	0	11:52
3	10/08	ARI	1-1-2	1	0	12:00
4	10/11	@ CHI	0-0-0	-1	2	11:57
5	10/12	@ NSH	0-0-0	-1	0	12:41
6	10/15	BUF	0-0-0	0	0	11:01
7	10/17	EDM	0-0-0	0	0	15:05
8	10/19	CAR	0-0-0	-1	0	13:12
9	10/22	VAN	0-1-1	1	0	12:36
10	10/25	@ PIT	0-0-0	1	0	14:42
11	10/26	PHI	0-1-1	1	0	13:31
12	10/29	NYR	0-0-0	1	0	10:02
13	11/01	@ OTT	0-0-0	-1	0	12:05
14	11/02	BOS	0-0-0	0	0	12:42
15	11/05	@ WSH	0-0-0	0	10	11:42
16	11/07	@ CAR	0-0-0	-1	2	9:11
17	11/09	@ CBJ	0-0-0	0	2	11:53
18	11/10	@ MTL	0-0-0	-1	0	13:29
19	11/12	NSH	0-0-0	0	0	14:25
20	11/14	LAK	0-0-0	-1	0	9:03
21	11/16	DET	0-0-0	1	0	11:11
22	11/19	@ TOR	0-0-0	0	0	14:45
23	11/22	@ PIT	0-0-0	0	2	11:58
24	11/23	@ PHI	DID NOT PLAY - HEALTHY SCRATCH			
25	11/27	WPG	0-0-0	0	0	9:32
26	11/29	DET	0-0-0	0	0	12:21
27	11/30	WSH	0-0-0	-1	0	12:25
28	12/03	PIT	0-0-0	0	0	10:25
29	12/05	@ STL	0-0-0	0	0	11:00
30	12/07	@ LAK	DID NOT PLAY - HEALTHY SCRATCH			
31	12/09	@ ANA	0-0-0	0	0	12:51
32	12/10	@ SJS	DID NOT PLAY - HEALTHY SCRATCH			
33	12/12	@ ARI	DID NOT PLAY - HEALTHY SCRATCH			
34	12/14	MTL	0-0-0	0	0	6:24
35	12/17	TBL	0-0-0	0	0	10:32
36	12/20	@ NYR	DID NOT PLAY - HEALTHY SCRATCH			
37	12/21	ANA	DID NOT PLAY - HEALTHY SCRATCH			
38	12/23	@ DET	DID NOT PLAY - HEALTHY SCRATCH			
39	12/28	NJD	0-0-0	-1	0	10:12
40	12/29	@ MIN	0-0-0	-1	0	13:35
41	12/31	@ BOS	0-0-0	-1	0	12:40
42	01/02	CHI	0-0-0	0	0	13:10
43	01/04	CAR	0-0-0	0	0	10:05
44	01/06	DAL	1-0-1	-1	0	10:57
45	01/07	@ TOR	DID NOT PLAY - HEALTHY SCRATCH			
46	01/10	@ COL	DID NOT PLAY - HEALTHY SCRATCH			
47	01/12	@ DAL	DID NOT PLAY - HEALTHY SCRATCH			
48	01/14	@ FLA	DID NOT PLAY - HEALTHY SCRATCH			
49	01/16	@ TBL	0-0-0	0	0	15:27
50	01/18	@ PHI	DID NOT PLAY - HEALTHY SCRATCH			
51	01/20	PHI	DID NOT PLAY - HEALTHY SCRATCH			
52	01/21	@ NYR	0-1-1	1	0	9:30
53	01/23	PIT	0-1-1	0	0	12:05
54	01/27	BOS	0-0-0	-1	0	9:18
55	01/29	NYR	0-0-0	0	0	12:33
56	01/31	@ NYR	0-0-0	-1	0	9:32
57	02/04	@ WSH	DID NOT PLAY - HEALTHY SCRATCH			
58	02/06	CGY	DID NOT PLAY - HEALTHY SCRATCH			
59	02/07	@ ARI	0-0-0	0	0	11:19
60	02/27	@ NYR	1-0-1	1	0	13:50
61	03/01	PIT	DID NOT PLAY - HEALTHY SCRATCH			
62	03/04	COL	0-0-0	-1	0	10:20
63	03/06	CBJ	0-0-0	0	0	10:17
64	03/09	@ BUF	0-0-0	0	2	7:32
65	03/12	@ COL	DID NOT PLAY - HEALTHY SCRATCH			
66	03/14	NSH	1-0-1	1	0	9:44
67	03/16	DET	DID NOT PLAY - HEALTHY SCRATCH			
68	03/18	@ PHI	0-0-0	0	0	5:13
69	03/19	STL	0-1-1	0	0	11:25
70	03/21	CAR	0-0-0	1	0	11:54
71	03/23	NSH	0-0-0	0	0	6:39
72	03/25	DAL	0-0-0	0	0	10:51
73	03/27	@ BOS	DID NOT PLAY - HEALTHY SCRATCH			
74	03/28	@ OTT	0-1-1	0	0	8:23
75	03/30	@ PIT	0-0-0	0	0	9:45
76	04/03	MIN	0-0-0	1	0	9:35
77	04/04	@ CBJ	0-0-0	1	0	12:03
78	04/06	STL	0-0-0	1	0	10:59
79	04/09	MTL	DID NOT PLAY - HEALTHY SCRATCH			
80	04/11	@ WSH	DID NOT PLAY - HEALTHY SCRATCH			
81	04/12	@ NSH	0-0-0	-1	0	16:31

NOTE: Played with NY ISLANDERS, 10/04-02/06

CENTER • RICHARDS • 91

GM	DATE	OPP	G-A-PTS	+/-	PIM	TOI
1	10/03	@ ARI	0-0-0	-1	0	19:35
2	10/07	@ LAK	2-0-2*	1	0	17:49
3	10/08	@ SJS	1-0-1	-1	0	19:29
4	10/10	@ ANA	0-0-0	-2	0	17:41
5	10/12	@ STL	1-1-2	0	0	23:35
6	10/16	@ WSH	0-2-2	2	2	20:13
7	10/19	NJD	0-0-0	-1	0	20:21
8	10/24	@ PHI	1-0-1	-1	2	20:03
9	10/26	@ DET	0-0-0	0	0	20:39
10	10/28	MTL	0-0-0	0	0	20:43
11	10/29	@ NYI	0-1-1	1	2	19:57
12	10/31	BUF	0-0-0	1	0	16:45
13	11/02	CAR	0-1-1	1	0	18:44
14	11/04	ANA	0-0-0	0	0	20:02
15	11/06	PIT	0-2-2	2	2	18:52
16	11/07	@ CBJ	0-1-1	2	0	17:26
17	11/10	FLA	1-1-2	1	0	19:05
18	11/12	NJD	0-0-0	0	0	20:55
19	11/16	@ MTL	0-1-1	0	0	17:24
20	11/17	LAK	0-0-0	-1	0	20:04
21	11/19	BOS	0-0-0	-1	0	19:41
22	11/21	@ DAL	0-0-0	0	0	18:58
23	11/23	@ NSH	0-0-0	0	0	17:08
24	11/25	@ TBL	0-0-0	-3	0	18:47
25	11/27	@ FLA	1-0-1	1	0	15:55
26	11/29	@ BOS	0-1-1	-1	0	17:20
27	11/30	VAN	0-1-1	-1	0	18:26
28	12/02	WPG	0-1-1	-1	0	17:44
29	12/05	@ BUF	1-1-2*	0	0	16:34
30	12/07	NJD	1-0-1	2	0	20:38
31	12/08	WSH	0-0-0	0	0	17:02
32	12/10	NSH	0-1-1	0	0	21:46
33	12/12	CBJ	0-1-1	-3	0	23:41
34	12/15	CGY	0-0-0	-1	0	20:51
35	12/18	PIT	0-1-1	0	0	23:14
36	12/20	NYI	0-0-0	-1	0	18:44
37	12/22	MIN	0-0-0	0	0	16:28
38	12/23	TOR	0-0-0	0	0	19:56
39	12/27	@ WSH	0-1-1	-1	0	20:00
40	12/29	@ TBL	0-0-0	0	0	15:38
41	12/31	@ FLA	0-0-0	-1	4	19:27
42	01/03	@ PIT	0-0-0	-2	0	16:50
43	01/04	@ TOR	1-0-1	2	0	16:10
44	01/06	CBJ	0-1-1	-1	0	21:24
45	01/08	@ CHI	1-1-2	1	0	15:50
46	01/10	DAL	0-2-2	1	0	20:23
47	01/12	PHI	0-1-1	0	0	17:02
48	01/14	TBL	1-0-1	0	0	20:38
49	01/16	DET	0-0-0	0	0	18:02
50	01/18	@ OTT	1-0-1	0	0	20:09
51	01/19	WSH	0-1-1	0	0	17:43
52	01/21	NYI	0-1-1	-2	0	20:37
53	01/23	STL	0-0-0	0	0	20:35
54	01/26	@ NJD	0-0-0	0	0	17:55
55	01/29	@ NYI	0-0-0	0	2	15:45
56	01/31	NYI	1-0-1	2	2	19:37
57	02/04	COL	1-1-2	3	0	18:00
58	02/06	EDM	0-0-0	-1	0	17:35
59	02/07	@ PIT	0-1-1	-1	0	20:14
60	02/27	CHI	0-0-0	0	0	17:10
61	03/01	@ PHI	0-1-1	-1	0	18:57
62	03/02	BOS	1-0-1	-3	0	18:57
63	03/05	TOR	0-0-0	-2	2	19:00
64	03/07	@ CAR	0-1-1	0	0	18:17
65	03/09	DET	0-0-0	0	0	17:39
66	03/11	@ CAR	0-0-0	0	0	18:42
67	03/13	@ MIN	0-0-0	0	0	16:46
68	03/14	@ WPG	0-1-1	1	0	15:12
69	03/16	SJS	0-0-0	-1	0	19:04
70	03/18	@ OTT	0-0-0	0	0	17:23
71	03/21	@ CBJ	0-0-0	0	0	17:17
72	03/22	@ NJD	0-0-0	0	0	16:55
73	03/24	ARI	1-0-1	3	0	21:34
74	03/26	PHI	0-0-0	0	0	16:24
75	03/28	@ CGY	1-1-2	2	2	17:41
76	03/30	@ EDM	0-0-0	0	0	18:31
77	04/01	@ VAN	0-0-0	-1	0	16:33
78	04/03	@ COL	0-0-0	-1	0	19:19
79	04/05	OTT	0-0-0	-1	0	18:47
80	04/08	CAR	2-0-2	0	0	17:41
81	04/10	BUF	0-0-0	0	0	17:22
82	04/12	@ MTL	0-0-0	0	0	16:23

*Scored GWG

NOTE: Played with NY RANGERS, 10/03-04/12

ROZSIVAL • 32

DEFENSEMAN

GM	DATE	OPP	G-A-PTS	+/-	PIM	TOI
1	10/01	WSH	0-1-0	0	2	14:42
2	10/05	TBL	DID NOT PLAY - HEALTHY SCRATCH			
3	10/09	@ STL	DID NOT PLAY - HEALTHY SCRATCH			
4	10/11	NYI	0-0-0	0	0	16:11
5	10/12	BUF	DID NOT PLAY - HEALTHY SCRATCH			
6	10/15	@ CAR	0-0-0	-1	4	13:27
7	10/17	STL	DID NOT PLAY - HEALTHY SCRATCH			
8	10/19	TOR	DID NOT PLAY - HEALTHY SCRATCH			
9	10/22	@ FLA	DID NOT PLAY - HEALTHY SCRATCH			
10	10/24	@ TBL	0-0-0	-1	4	12:23
11	10/26	MIN	0-1-0	0	0	13:16
12	10/28	@ MIN	DID NOT PLAY - HEALTHY SCRATCH			
13	10/29	OTT	DID NOT PLAY - HEALTHY SCRATCH			
14	11/02	@ WPG	0-0-0	2	0	20:06
15	11/03	CGY	DID NOT PLAY - HEALTHY SCRATCH			
16	11/06	WPG	0-0-0	1	0	17:02
17	11/09	@ DAL	0-0-0	0	0	16:40
18	11/10	EDM	0-1-1	1	0	13:47
19	11/14	ARI	DID NOT PLAY - HEALTHY SCRATCH			
20	11/16	@ NSH	0-0-0	-2	0	18:55
21	11/17	SJS	0-0-0	0	0	18:15
22	11/19	@ COL	0-0-0	-1	0	19:38
23	11/21	@ WPG	0-0-0	0	2	14:53
24	11/23	@ VAN	0-0-0	0	0	10:05
25	11/25	@ EDM	DID NOT PLAY - HEALTHY SCRATCH			
26	11/27	@ CGY	0-0-0	-1	0	16:09
27	11/29	@ DAL	DID NOT PLAY - HEALTHY SCRATCH			
28	11/30	@ ARI	0-0-0	0	0	14:35
29	12/03	DAL	0-0-0	-1	0	14:48
30	12/05	@ MIN	0-0-0	1	0	18:20
31	12/06	ANA	DID NOT PLAY - HEALTHY SCRATCH			
32	12/08	FLA	0-0-0	1	2	18:21
33	12/10	@ DAL	DID NOT PLAY - HEALTHY SCRATCH			
34	12/11	PHI	DID NOT PLAY - HEALTHY SCRATCH			
35	12/14	@ TOR	DID NOT PLAY - HEALTHY SCRATCH			
36	12/15	LAK	0-0-0	0	0	18:05
37	12/17	@ NSH	DID NOT PLAY - HEALTHY SCRATCH			
38	12/20	VAN	0-1-1	1	2	13:16
39	12/23	NJD	DID NOT PLAY - HEALTHY SCRATCH			
40	12/27	COL	0-0-0	1	2	19:07
41	12/28	@ STL	DID NOT PLAY - HEALTHY SCRATCH			
42	12/30	LAK	0-0-0	0	0	14:27
43	01/02	@ NYI	DID NOT PLAY - HEALTHY SCRATCH			
44	01/03	@ NJD	DID NOT PLAY - HEALTHY SCRATCH			
45	01/05	SJS	1-0-1	0	0	15:54
46	01/08	NYR	0-0-0	0	2	16:58
47	01/11	@ MTL	DID NOT PLAY - HEALTHY SCRATCH			
48	01/12	EDM	DID NOT PLAY - HEALTHY SCRATCH			
49	01/14	COL	0-0-0	1	0	18:10
50	01/17	ANA	0-0-0	0	2	19:29
51	01/19	BOS	DID NOT PLAY - HEALTHY SCRATCH			
52	01/22	@ DET	DID NOT PLAY - HEALTHY SCRATCH			
53	01/23	@ MIN	0-0-0	-2	0	22:22
54	01/26	WPG	DID NOT PLAY - HEALTHY SCRATCH			
55	01/28	@ CGY	0-0-0	-2	0	19:26
56	01/29	@ VAN	DID NOT PLAY - HEALTHY SCRATCH			
57	02/01	@ SJS	0-0-0	0	0	15:30
58	02/03	@ LAK	0-0-0	0	0	14:00
59	02/05	@ ANA	0-1-1	2	4	25:47
60	02/07	@ ARI	0-0-0	0	2	20:31
61	02/27	@ NYR	0-0-0	0	0	15:42
62	03/01	PIT	0-1-1	3	2	14:20
63	03/04	COL	0-0-0	0	0	15:36
64	03/06	CBJ	DID NOT PLAY - HEALTHY SCRATCH			
65	03/09	@ BUF	DID NOT PLAY - HEALTHY SCRATCH			
66	03/12	@ COL	0-0-0	0	0	13:58
67	03/14	NSH	DID NOT PLAY - HEALTHY SCRATCH			
68	03/16	DET	0-0-0	1	0	15:37
69	03/18	@ PHI	DID NOT PLAY - INJURY			
70	03/19	STL	DID NOT PLAY - INJURY			
71	03/21	CAR	DID NOT PLAY - INJURY			
72	03/23	NSH	DID NOT PLAY - INJURY			
73	03/25	DAL	DID NOT PLAY - INJURY			
74	03/27	@ BOS	DID NOT PLAY - INJURY			
75	03/28	@ OTT	DID NOT PLAY - INJURY			
76	03/30	@ PIT	DID NOT PLAY - INJURY			
77	04/03	MIN	DID NOT PLAY - INJURY			
78	04/04	@ CBJ	0-1-1	2	0	16:41
79	04/06	STL	0-0-0	0	0	17:04
80	04/09	MTL	DID NOT PLAY - HEALTHY SCRATCH			
81	04/11	@ WSH	0-0-0	-1	0	21:39
82	04/12	@ NSH	0-0-0	2	2	23:30

*Scored GWG

RUNDBLAD • 5

DEFENSEMAN

GM	DATE	OPP	G-A-PTS	+/-	PIM	TOI
1	10/03	NYR	0-0-0	0	2	17:57
2	10/05	@ SJS	0-0-0	-1	0	18:33
3	10/08	@ NYI	0-0-0	-1	0	18:35
4	10/10	@ DET	DID NOT PLAY - HEALTHY SCRATCH			
5	10/11	@ PHI	DID NOT PLAY - HEALTHY SCRATCH			
6	10/15	@ CAR	DID NOT PLAY - HEALTHY SCRATCH			
7	10/15	OTT	DID NOT PLAY - HEALTHY SCRATCH			
8	10/18	@ ANA	DID NOT PLAY - HEALTHY SCRATCH			
9	10/29	DET	DID NOT PLAY - HEALTHY SCRATCH			
10	10/22	CGY	DID NOT PLAY - HEALTHY SCRATCH			
11	10/24	@ LAK	DID NOT PLAY - HEALTHY SCRATCH			
12	10/26	EDM	DID NOT PLAY - HEALTHY SCRATCH			
13	10/29	LAK	DID NOT PLAY - HEALTHY SCRATCH			
14	10/31	NSH	0-0-0	-1	0	17:39
15	11/02	@ SJS	0-0-0	0	0	12:04
16	11/05	VAN	DID NOT PLAY - HEALTHY SCRATCH			
17	11/06	@ ANA	0-0-0	-1	2	15:20
18	11/09	WSH	DID NOT PLAY - HEALTHY SCRATCH			
19	11/12	@ STL	DID NOT PLAY - HEALTHY SCRATCH			
20	11/14	@ CHI	DID NOT PLAY - HEALTHY SCRATCH			
21	11/16	TBL	0-1-1	1	0	12:09
22	11/21	COL	0-0-0	0	0	14:48
23	11/23	ANA	0-0-0	0	0	14:23
24	11/25	@ NSH	DID NOT PLAY - HEALTHY SCRATCH			
25	11/27	@ MIN	DID NOT PLAY - HEALTHY SCRATCH			
26	11/29	CHI	DID NOT PLAY - HEALTHY SCRATCH			
27	12/05	@ EDM	DID NOT PLAY - HEALTHY SCRATCH			
28	12/04	@ CGY	DID NOT PLAY - HEALTHY SCRATCH			
29	12/06	@ VAN	0-0-0	0	0	17:22
30	12/10	@ COL	DID NOT PLAY - HEALTHY SCRATCH			
31	12/12	NYI	DID NOT PLAY - HEALTHY SCRATCH			
32	12/14	CAR	DID NOT PLAY - HEALTHY SCRATCH			
33	12/17	@ MTL	DID NOT PLAY - HEALTHY SCRATCH			
34	12/19	TOR	DID NOT PLAY - HEALTHY SCRATCH			
35	12/21	@ OTT	DID NOT PLAY - HEALTHY SCRATCH			
36	12/23	@ BUF	DID NOT PLAY - HEALTHY SCRATCH			
37	12/27	SJS	DID NOT PLAY - HEALTHY SCRATCH			
38	12/28	@ ANA	DID NOT PLAY - HEALTHY SCRATCH			
39	12/31	EDM	DID NOT PLAY - HEALTHY SCRATCH			
40	01/02	CBJ	0-0-0	0	2	21:50
41	01/04	PHI	DID NOT PLAY - HEALTHY SCRATCH			
42	01/07	CGY	DID NOT PLAY - HEALTHY SCRATCH			
43	01/09	MIN	DID NOT PLAY - HEALTHY SCRATCH			
44	01/11	ANA	DID NOT PLAY - HEALTHY SCRATCH			
45	01/14	@ WPG	DID NOT PLAY - HEALTHY SCRATCH			
46	01/14	@ STL	DID NOT PLAY - HEALTHY SCRATCH			
47	01/16	VAN	DID NOT PLAY - HEALTHY SCRATCH			
48	01/18	NJD	DID NOT PLAY - HEALTHY SCRATCH			
49	01/20	TOR	DID NOT PLAY - HEALTHY SCRATCH			
50	01/22	@ CGY	0-0-0	0	0	11:46
51	01/24	@ EDM	DID NOT PLAY - HEALTHY SCRATCH			
52	01/26	@ VAN	DID NOT PLAY - HEALTHY SCRATCH			
53	01/28	LAK	DID NOT PLAY - HEALTHY SCRATCH			
54	01/30	BUF	DID NOT PLAY - HEALTHY SCRATCH			
55	02/01	PIT	DID NOT PLAY - HEALTHY SCRATCH			
56	02/04	DAL	DID NOT PLAY - HEALTHY SCRATCH			
57	02/07	CHI	DID NOT PLAY - HEALTHY SCRATCH			
58	02/08	@ DAL	DID NOT PLAY - HEALTHY SCRATCH			
59	02/27	@ WPG	IN THE AHL			
60	02/28	@ COL	IN THE AHL			
61	03/02	STL	IN THE AHL			
62	03/04	COL	DID NOT PLAY - HEALTHY SCRATCH			
63	03/06	CBJ	DID NOT PLAY - HEALTHY SCRATCH			
64	03/09	@ BUF	0-0-0	0	0	7:38
65	03/12	@ COL	DID NOT PLAY - HEALTHY SCRATCH			
66	03/14	NSH	DID NOT PLAY - HEALTHY SCRATCH			
67	03/16	DET	DID NOT PLAY - HEALTHY SCRATCH			
68	03/18	@ PHI	DID NOT PLAY - HEALTHY SCRATCH			
69	03/19	STL	DID NOT PLAY - HEALTHY SCRATCH			
70	03/21	CAR	0-0-0	1	0	8:23
71	03/23	NSH	DID NOT PLAY - HEALTHY SCRATCH			
72	03/25	DAL	0-0-0	0	0	4:08
73	03/27	@ BOS	DID NOT PLAY - HEALTHY SCRATCH			
74	03/28	@ OTT	DID NOT PLAY - HEALTHY SCRATCH			
75	03/30	@ PIT	DID NOT PLAY - HEALTHY SCRATCH			
76	04/03	MIN	0-0-0	1	0	9:21
77	04/04	@ CBJ	DID NOT PLAY - HEALTHY SCRATCH			
78	04/06	STL	DID NOT PLAY - HEALTHY SCRATCH			
79	04/09	MTL	DID NOT PLAY - HEALTHY SCRATCH			
80	04/11	@ WSH	DID NOT PLAY - HEALTHY SCRATCH			
81	04/12	@ NSH	0-0-0	-3	0	12:11

NOTE: Played with ARIZONA, 10/03-03/02

LEADERSHIP

PLAYERS

2013-14

OPPONENTS

TRADITION

RECORDS

PLAYOFFS

HISTORY

MINORS

NHL

MEDIA

GAME-BY-GAME STATISTICS

LEFT WING • SAAD • 20

GM	DATE	OPP	G-A-PTS	+/-	PIM	TOI
1	10/01	WSH	1-2-3	2	0	14:06
2	10/05	TBL	1-0-1	0	0	18:49
3	10/09	@ STL	0-0-0	0	0	15:09
4	10/11	NYI	0-0-0	0	0	15:49
5	10/12	BUF	0-0-0	0	0	17:03
6	10/15	@ CAR	0-1-1	0	0	16:40
7	10/17	STL	0-0-0	0	0	17:03
8	10/19	TOR	0-1-1	0	0	17:46
9	10/22	@ FLA	0-0-0	-1	0	19:58
10	10/24	@ TBL	0-0-0	1	0	20:23
11	10/26	MIN	0-0-0	-2	0	19:33
12	10/28	@ MIN	1-1-2	2	2	17:21
13	10/29	OTT	0-0-0	-1	0	16:21
14	11/02	@ WPG	0-0-0	0	0	15:59
15	11/03	CGY	0-0-0	1	0	16:10
16	11/06	WPG	0-0-0	2	0	18:44
17	11/09	@ DAL	0-0-0	0	2	15:56
18	11/10	EDM	1-1-2	2	2	15:30
19	11/14	ARI	1-0-1	0	0	18:57
20	11/16	@ NSH	0-0-0	0	0	16:39
21	11/17	SJS	0-2-2	2	0	16:50
22	11/19	@ COL	1-0-1	-1	0	18:44
23	11/21	@ WPG	1-0-1	1	0	15:40
24	11/23	@ VAN	0-0-0	0	2	20:48
25	11/25	@ EDM	0-2-2	1	0	18:04
26	11/27	@ CGY	0-1-1	0	0	14:32
27	11/29	@ DAL	0-0-0	1	0	18:25
28	11/30	@ ARI	0-0-0	0	0	14:34
29	12/03	DAL	0-0-0	2	0	18:02
30	12/05	@ MIN	1-0-1	1	0	19:59
31	12/06	ANA	0-0-0	0	0	14:48
32	12/08	FLA	1-1-2	1	0	11:17
33	12/10	@ DAL	2-0-2*	2	0	10:45
34	12/11	PHI	0-1-1	1	2	15:18
35	12/14	@ TOR	1-0-1	1	0	16:02
36	12/15	LAK	0-0-0	0	0	17:53
37	12/17	@ NSH	0-1-1	0	0	14:25
38	12/20	VAN	0-0-0	-1	0	15:57
39	12/23	NJD	0-2-2	0	0	12:45
40	12/27	COL	0-0-0	-1	0	15:17
41	12/28	@ STL	1-0-1	-1	0	13:54
42	12/30	LAK	1-0-1*	1	0	12:49
43	01/02	@ NYI	0-0-0	-2	0	13:10
44	01/05	@ NJD	1-0-1	0	0	16:43
45	01/05	SJS	0-0-0	1	0	19:26
46	01/08	NYR	0-0-0	-1	0	16:48
47	01/11	@ MTL	0-0-0	0	0	15:18
48	01/12	EDM	0-1-1	2	0	15:37
49	01/14	COL	0-2-2	2	0	18:20
50	01/17	ANA	0-0-0	1	0	16:57
51	01/19	BOS	0-0-0	0	2	16:28
52	01/22	@ DET	0-1-1	1	4	17:35
53	01/23	@ MIN	0-0-0	1	0	16:50
54	01/26	WPG	0-0-0	0	0	20:07
55	01/28	@ CGY	0-1-1	0	0	14:35
56	01/29	@ VAN	2-1-3	1	0	13:43
57	02/01	@ SJS	1-0-1	0	0	12:54
58	02/03	@ LAK	0-0-0	0	0	14:09
59	02/05	@ ANA	0-0-0	0	0	12:25
60	02/07	@ ARI	0-0-0	0	2	19:49
61	02/17	@ NYR	0-0-0	1	0	17:13
62	03/01	PIT	0-1-1	4	0	17:52
63	03/04	COL	0-0-0	-1	0	19:16
64	03/06	CBJ	0-1-1	2	0	15:00
65	03/09	@ BUF	0-1-1	1	2	18:34
66	03/12	@ COL	1-0-1	0	0	19:08
67	03/14	NSH	0-0-0	0	0	17:45
68	03/16	DET	0-0-0	0	0	6:21
69	03/18	@ PHI	DID NOT PLAY - INJURY			
70	03/19	STL	DID NOT PLAY - INJURY			
71	03/21	CAR	DID NOT PLAY - INJURY			
72	03/23	NSH	0-0-0	-1	0	18:34
73	03/25	DAL	0-0-0	1	0	13:03
74	03/27	@ BOS	0-0-0	-1	0	15:54
75	03/28	@ OTT	0-0-0	-3	0	13:27
76	03/30	@ PIT	0-0-0	-2	0	17:17
77	04/03	MIN	0-1-1	1	0	16:30
78	04/04	@ CBJ	0-0-0	0	0	13:36
79	04/06	STL	DID NOT PLAY - HEALTHY SCRATCH			
80	04/09	MTL	0-0-0	0	0	14:28
81	04/11	@ WSH	0-0-0	-1	0	16:21
82	04/12	@ NSH	0-2-2	-2	0	19:18

*Scored GWG

DEFENSEMAN • SEABROOK • 7

GM	DATE	OPP	G-A-PTS	+/-	PIM	TOI
1	10/01	WSH	1-0-1	0	0	20:42
2	10/05	TBL	0-0-0	-1	0	25:05
3	10/09	@ STL	0-0-0	-2	0	23:54
4	10/11	NYI	0-1-1	1	0	19:50
5	10/12	BUF	0-1-1	1	0	20:41
6	10/15	@ CAR	0-0-0	1	0	23:31
7	10/17	STL	0-0-0	0	0	26:10
8	10/19	TOR	0-0-0	0	2	23:17
9	10/22	@ FLA	0-0-0	-2	0	21:10
10	10/24	@ TBL	0-1-1	4	0	21:57
11	10/26	MIN	0-1-1	-2	0	23:25
12	10/28	@ MIN	0-1-1	0	0	24:45
13	10/29	OTT	0-1-1	0	2	22:38
14	11/02	@ WPG	0-0-0	1	0	19:42
15	11/03	CGY	0-0-0	-1	0	20:50
16	11/06	WPG	0-1-1	2	0	19:38
17	11/09	@ DAL	0-0-0	2	0	17:47
18	11/10	EDM	0-2-2	0	0	22:42
19	11/14	ARI	0-1-1	2	0	26:04
20	11/16	@ NSH	0-1-1	0	0	19:13
21	11/17	STL	0-1-1	0	0	19:08
22	11/19	@ COL	0-0-0	1	0	20:44
23	11/21	@ WPG	0-2-2	4	0	20:16
24	11/23	@ VAN	0-0-0	0	0	22:36
25	11/25	@ EDM	0-0-0	1	0	22:16
26	11/27	@ CGY	0-0-0	1	0	19:21
27	11/29	@ DAL	0-0-0	1	0	23:22
28	11/30	@ ARI	0-2-2	2	0	23:09
29	12/03	DAL	0-0-0	0	0	20:01
30	12/05	@ MIN	0-0-0	-2	2	20:50
31	12/06	ANA	0-1-1	0	0	24:44
32	12/08	FLA	1-1-2	1	2	17:06
33	12/10	@ DAL	0-2-2	3	0	19:39
34	12/11	PHI	1-0-1	2	0	22:38
35	12/14	@ TOR	0-0-0	-3	0	20:09
36	12/15	LAK	0-1-1	2	0	19:25
37	12/17	@ NSH	0-1-1	0	2	23:31
38	12/20	VAN	0-0-0	0	0	26:18
39	12/23	NJD	0-2-2	1	0	20:47
40	12/27	COL	0-1-1	0	0	21:02
41	12/28	@ STL	1-0-1	0	0	24:34
42	12/30	LAK	0-0-0	1	0	22:21
43	01/02	@ NYI	1-0-1	-1	0	23:04
44	01/05	@ NJD	0-2-2	3	0	21:16
45	01/05	SJS	0-0-0	0	0	26:03
46	01/08	NYR	0-0-0	-1	0	16:56
47	01/11	@ MTL	0-0-0	0	0	23:48
48	01/12	EDM	1-0-1	2	0	22:15
49	01/14	COL	0-0-0	0	0	24:57
50	01/17	ANA	0-1-1	1	0	19:16
51	01/19	BOS	0-0-0	1	2	23:49
52	01/22	@ DET	0-0-0	-1	0	24:33
53	01/23	@ MIN	0-0-0	0	2	19:54
54	01/26	WPG	0-0-0	-2	0	22:41
55	01/28	@ CGY	0-0-0	0	0	19:42
56	01/29	@ VAN	0-1-1	0	0	21:57
57	02/01	@ SJS	0-0-0	0	0	23:19
58	02/03	@ LAK	0-0-0	2	0	22:46
59	02/05	@ ANA	0-0-0	0	2	19:24
60	02/07	@ ARI	0-0-0	0	0	21:18
61	02/17	@ NYR	0-1-1	1	0	23:57
62	03/01	PIT	0-0-0	1	0	22:46
63	03/04	COL	0-0-0	-2	0	26:29
64	03/06	CBJ	0-2-2	3	0	21:19
65	03/09	@ BUF	0-0-0	1	0	25:28
66	03/12	@ COL	0-0-0	0	0	21:23
67	03/14	NSH	0-0-0	-1	0	24:17
68	03/16	DET	0-0-0	2	0	22:23
69	03/18	@ PHI	0-0-0	1	0	25:43
70	03/19	STL	0-0-0	0	0	21:17
71	03/21	CAR	0-1-1	1	0	22:56
72	03/23	NSH	0-0-0	-1	0	26:57
73	03/25	DAL	0-1-1	0	2	24:27
74	03/27	@ BOS	0-0-0	-1	0	22:08
75	03/28	@ OTT	1-0-1	-1	0	24:16
76	03/30	@ PIT	0-0-0	-3	0	24:16
77	04/03	MIN	0-0-0	0	0	26:24
78	04/04	@ CBJ	0-1-1	0	2	20:48
79	04/06	STL	0-0-0	1	2	22:03
80	04/09	MTL	0-0-0	-1	0	24:57
81	04/11	@ WSH	0-0-0	-1	0	20:29
82	04/12	@ NSH	0-0-0	-1	0	22:21

GAME-BY-GAME STATISTICS

LEFT WING • SHARP • 10

GM	DATE	OPP	G-A-PTS	+/-	PIM	TOI
1	10/01	WSH	0-0-0	0	0	18:11
2	10/05	TBL	0-0-0	0	0	20:16
3	10/09	@ STL	0-2-2	-1	0	15:57
4	10/11	NYI	0-0-0	1	0	19:23
5	10/12	BUF	0-1-1	0	0	17:26
6	10/15	@ CAR	1-0-1	0	0	16:32
7	10/17	STL	0-0-0	1	0	21:17
8	10/19	TOR	0-0-0	0	2	18:16
9	10/22	@ FLA	0-0-0	0	0	19:21
10	10/24	@ TBL	0-1-1	1	0	21:44
11	10/26	MIN	0-0-0	-1	2	19:13
12	10/28	@ MIN	1-0-1	1	0	17:37
13	10/29	OTT	0-2-2	2	0	19:16
14	10/02	@ WPG	1-0-1	1	0	18:31
15	10/03	CGY	0-0-0	-1	0	21:57
16	10/06	WPG	1-1-2	2	0	19:47
17	10/09	@ DAL	0-4-4	2	0	15:31
18	10/10	EDM	0-1-1	-1	0	21:14
19	10/14	ARI	0-1-1	1	0	22:12
20	10/16	@ NSH	0-0-0	-1	0	16:47
21	10/17	SJS	2-1-3*	3	0	15:41
22	10/19	@ COL	0-0-0	-2	0	17:18
23	10/21	@ WPG	1-0-1	2	0	18:25
24	10/23	@ VAN	0-0-0	1	0	19:39
25	10/25	@ EDM	0-0-0	1	0	19:57
26	10/27	@ CGY	1-0-1	0	0	19:12
27	10/29	@ DAL	1-0-1	0	2	19:24
28	10/30	@ ARI	0-0-0	1	0	19:06
29	10/03	DAL	1-0-1	0	0	20:23
30	12/05	@ MIN	0-0-0	-1	2	20:00
31	12/06	ANA	0-0-0	-1	0	21:00
32	12/08	FLA	1-2-3	-1	2	14:53
33	12/10	@ DAL	2-0-2	1	4	18:13
34	12/11	PHI	1-2-3	1	0	16:30
35	12/14	@ TOR	0-0-0	-2	0	14:40
36	12/15	LAK	1-0-1	-1	0	15:34
37	12/17	@ NSH	0-1-1	1	4	16:35
38	12/20	VAN	0-0-0	0	0	19:03
39	12/23	NJD	2-0-2	2	0	21:24
40	12/27	COL	3-1-4*	4	0	17:27
41	12/28	@ STL	1-0-1	2	2	20:05
42	12/30	LAK	0-0-0	0	0	19:27
43	01/02	@ NYI	0-1-1	0	2	18:37
44	01/05	@ NJD	3-0-3	4	0	16:31
45	01/05	SJS	0-1-1	0	0	19:35
46	01/08	NYR	0-1-1	0	0	19:58
47	01/11	@ MTL	0-1-1	0	0	19:16
48	01/12	EDM	0-1-1	-1	0	23:10
49	01/14	COL	0-0-0	0	0	21:15
50	01/17	ANA	0-0-0	-1	0	17:25
51	01/19	BOS	0-1-1	0	0	22:10
52	01/22	@ DET	1-0-1	-2	0	17:19
53	01/23	@ MIN	0-1-1	0	2	20:32
54	01/26	WPG	0-0-0	-1	2	20:35
55	01/28	@ CGY	1-0-1	-1	0	18:10
56	01/29	@ VAN	1-1-2	1	0	16:20
57	02/01	@ SJS	0-0-0	-1	2	20:22
58	02/03	@ LAK	0-2-2	0	4	19:37
59	02/05	@ ANA	0-1-1	2	0	16:12
60	02/07	@ ARI	0-0-0	0	0	21:39
61	02/27	@ NYR	0-0-0	-1	0	19:50
62	03/01	PIT	1-1-2	3	0	14:41
63	03/04	COL	0-1-1	-2	0	19:02
64	03/06	CBJ	0-1-1	-1	0	18:13
65	03/09	@ BUF	0-1-1	0	0	16:48
66	03/12	@ COL	0-1-1	1	0	19:53
67	03/14	NSH	0-0-0	-1	0	20:08
68	03/16	DET	0-1-1	1	2	16:05
69	03/18	@ PHI	0-1-1	-2	0	16:36
70	03/19	STL	0-2-2	1	0	17:35
71	03/21	CAR	1-0-1	1	0	18:32
72	03/23	NSH	0-0-0	-1	0	21:21
73	03/25	DAL	0-2-2	0	0	16:38
74	03/27	@ BOS	0-0-0	0	0	20:08
75	03/28	@ OTT	1-0-1	-1	0	20:57
76	03/30	@ PIT	0-1-1	-2	2	19:07
77	04/03	MIN	0-0-0	-1	0	20:55
78	04/04	@ CBJ	1-1-2	0	0	18:07
79	04/06	STL	1-0-1	0	2	17:02
80	04/09	MTL	1-1-2*	2	0	21:19
81	04/11	@ WSH	0-0-0	-1	0	20:52
82	04/12	@ NSH	0-0-0	-1	0	21:17

*Scored GWG

CENTER • SHAW • 65

GM	DATE	OPP	G-A-PTS	+/-	PIM	TOI
1	10/01	WSH	0-0-0	1	2	16:16
2	10/05	TBL	0-0-0	0	0	17:44
3	10/09	@ STL	0-0-0	0	0	16:57
4	10/11	NYI	0-0-0	1	2	17:05
5	10/12	BUF	0-1-1	0	0	14:18
6	10/15	@ CAR	0-1-1	0	0	15:23
7	10/17	STL	0-0-0	0	2	16:56
8	10/19	TOR	0-1-1	1	0	14:39
9	10/22	@ FLA	0-1-1	0	0	16:38
10	10/24	@ TBL	1-0-1	-1	0	14:08
11	10/26	MIN	0-0-0	1	2	17:26
12	10/28	@ MIN	0-0-0	1	0	15:02
13	10/29	OTT	2-0-2*	1	0	14:59
14	10/02	@ WPG	0-1-1	0	0	13:44
15	10/03	CGY	0-1-1	-1	0	17:23
16	10/06	WPG	0-0-0	-1	0	15:27
17	10/09	@ DAL	0-1-1	1	0	15:35
18	10/10	EDM	1-0-1	2	0	16:01
19	10/14	ARI	0-0-0	0	2	19:14
20	10/16	@ NSH	0-0-0	-1	0	19:30
21	10/17	SJS	0-0-0	0	0	14:23
22	10/19	@ COL	0-0-0	-1	0	16:16
23	10/21	@ WPG	0-0-0	0	2	13:45
24	10/23	@ VAN	1-0-1	1	2	13:29
25	10/25	@ EDM	2-1-3	2	0	15:09
26	10/27	@ CGY	0-0-0	1	0	15:14
27	10/29	@ DAL	0-0-0	0	0	15:07
28	10/30	@ ARI	1-0-1	1	4	12:20
29	12/03	DAL	0-1-1	1	5	13:10
30	12/05	@ MIN	DID NOT PLAY - INJURY			
31	12/06	ANA	DID NOT PLAY - INJURY			
32	12/08	FLA	1-0-1	0	2	10:07
33	12/10	@ DAL	0-1-1	0	0	13:06
34	12/11	PHI	1-0-1	1	0	15:40
35	12/14	@ TOR	0-0-0	0	4	16:44
36	12/15	LAK	0-0-0	0	2	16:39
37	12/17	@ NSH	0-0-0	0	0	14:06
38	12/20	VAN	0-0-0	0	0	16:28
39	12/23	NJD	0-0-0	0	0	14:55
40	12/27	COL	0-0-0	-1	0	15:46
41	12/28	@ STL	1-0-1	-1	2	10:47
42	12/30	LAK	0-0-0	1	0	13:02
43	01/02	@ NYI	0-0-0	-1	2	13:01
44	01/05	@ NJD	0-0-0	0	0	10:17
45	01/05	SJS	0-0-0	0	0	16:39
46	01/08	NYR	0-0-0	0	0	16:53
47	01/11	@ MTL	0-0-0	0	0	12:23
48	01/12	EDM	1-0-1	1	0	14:36
49	01/14	COL	1-1-2	2	0	19:31
50	01/17	ANA	0-0-0	2	2	18:55
51	01/19	BOS	0-0-0	0	0	15:20
52	01/22	@ DET	1-0-1	0	0	19:16
53	01/23	@ MIN	0-0-0	1	0	18:16
54	01/26	WPG	0-0-0	-1	0	19:22
55	01/28	@ CGY	0-0-0	-2	0	11:49
56	01/29	@ VAN	0-0-0	0	2	12:59
57	02/01	@ SJS	0-0-0	-1	0	13:23
58	02/03	@ LAK	0-1-1	1	2	13:40
59	02/05	@ ANA	0-0-0	0	4	10:22
60	02/07	@ ARI	0-0-0	0	0	16:36
61	02/27	@ NYR	0-0-0	-1	0	15:45
62	03/01	PIT	0-0-0	0	0	12:10
63	03/04	COL	0-0-0	-1	0	12:34
64	03/06	CBJ	2-0-2*	3	0	14:48
65	03/09	@ BUF	0-1-1	1	0	16:42
66	03/12	@ COL	0-1-1	0	2	17:48
67	03/14	NSH	0-1-1	0	2	16:32
68	03/16	DET	0-0-0	0	2	15:10
69	03/18	@ PHI	1-0-1	-1	2	12:35
70	03/19	STL	1-0-1	1	2	17:26
71	03/21	CAR	0-1-1	1	0	14:01
72	03/23	NSH	0-0-0	0	2	17:50
73	03/25	DAL	1-1-2	0	0	16:01
74	03/27	@ BOS	0-0-0	0	0	19:47
75	03/28	@ OTT	0-0-0	-2	17	16:17
76	03/30	@ PIT	0-0-0	-2	0	18:37
77	04/03	MIN	0-0-0	-1	0	22:08
78	04/04	@ CBJ	0-0-0	1	0	17:02
79	04/06	STL	0-1-1	1	2	19:01
80	04/09	MTL	0-0-0	1	0	19:51
81	04/11	@ WSH	0-0-0	0	0	17:54
82	04/12	@ NSH	1-1-2	0	0	19:19

*Scored GWG

LEADERSHIP
PLAYERS
2013-14

OPPONENTS

TRADITION

RECORDS

PLAYOFFS

HISTORY

MINORS

NHL

MEDIA

GAME-BY-GAME STATISTICS

RIGHT WING • SMITH • 28

GM	DATE	OPP	G-A-PTS	+/-	PIM	TOI
1	10/01	WSH	DID NOT PLAY - HEALTHY SCRATCH			
2	10/05	TBL	0-0-0	-1	0	10:47
3	10/09	@ STL	DID NOT PLAY - HEALTHY SCRATCH			
4	10/11	NYI	0-1-1	2	0	6:17
5	10/12	BUF	1-0-1	1	0	10:53
6	10/15	@ CAR	0-0-0	0	0	10:38
7	10/17	STL	DID NOT PLAY - HEALTHY SCRATCH			
8	10/19	TOR	DID NOT PLAY - HEALTHY SCRATCH			
9	10/22	@ FLA	0-0-0	0	0	10:55
10	10/24	@ TBL	0-0-0	-2	0	6:50
11	10/26	MIN	DID NOT PLAY - HEALTHY SCRATCH			
12	10/28	@ MIN	DID NOT PLAY - HEALTHY SCRATCH			
13	10/29	OTT	DID NOT PLAY - HEALTHY SCRATCH			
14	10/02	@ WPG	1-0-1	3	0	12:52
15	10/03	CGY	0-0-0	0	0	10:44
16	10/06	WPG	0-1-1	0	0	9:50
17	10/09	@ DAL	0-0-0	0	0	11:53
18	10/10	EDM	0-1-1	0	0	8:27
19	10/14	ARI	0-0-0	-1	0	8:40
20	10/16	@ NSH	0-0-0	-3	0	9:23
21	10/17	SJS	0-1-1	1	0	15:13
22	10/19	@ COL	0-0-0	-1	0	15:58
23	10/21	@ WPG	1-0-1	1	0	12:40
24	10/23	@ VAN	0-1-1	1	0	17:26
25	10/25	@ EDM	0-0-0	1	2	13:55
26	10/27	@ CGY	0-0-0	0	0	12:50
27	10/29	@ DAL	0-0-0	0	0	11:53
28	10/30	@ ARI	0-1-1	1	0	11:41
29	10/03	DAL	0-0-0	-2	0	14:39
30	12/05	@ MIN	0-0-0	0	0	15:07
31	12/06	ANA	1-0-1	1	0	9:55
32	12/08	FLA	0-0-0	0	0	13:34
33	12/10	@ DAL	0-1-1	1	0	14:00
34	12/11	PHI	0-0-0	1	0	12:07
35	12/14	@ TOR	0-0-0	0	0	10:58
36	12/15	LAK	0-0-0	0	0	12:54
37	12/17	@ NSH	0-0-0	0	0	8:48
38	12/20	VAN	0-0-0	-1	0	8:07
39	12/23	NJD	0-0-0	0	0	11:08
40	12/27	COL	0-0-0	1	0	12:58
41	12/28	@ STL	0-1-1	-1	0	13:36
42	12/30	LAK	0-0-0	0	0	12:30
43	01/02	@ NYI	1-0-1	1	0	12:30
44	01/05	@ NJD	0-0-0	0	0	14:00
45	01/05	SJS	0-0-0	0	0	8:43
46	01/08	NYR	0-0-0	0	0	7:57
47	01/11	@ MTL	0-0-0	0	0	10:12
48	01/12	EDM	1-0-1	0	0	13:36
49	01/14	COL	0-0-0	-1	0	11:59
50	01/17	ANA	0-0-0	-1	0	11:48
51	01/19	BOS	0-0-0	0	0	13:37
52	01/22	@ DET	0-0-0	0	0	12:04
53	01/23	@ MIN	0-0-0	0	0	10:32
54	01/26	WPG	0-1-1	0	0	11:55
55	01/28	@ CGY	1-0-1	0	0	12:33
56	01/29	@ VAN	0-0-0	0	0	14:49
57	02/01	@ SJS	0-0-0	0	0	10:07
58	02/03	LAK	0-1-1	1	0	15:12
59	02/05	@ ANA	0-0-0	0	0	10:38
60	02/07	@ ARI	0-0-0	0	0	10:21
61	02/27	@ NYR	0-1-1	1	0	10:59
62	03/01	PIT	0-0-0	0	0	16:01
63	03/04	COL	1-0-1	0	0	13:40
64	03/06	CBJ	0-0-0	1	0	16:05
65	03/09	@ BUF	0-0-0	0	0	14:45
66	03/12	@ COL	0-0-0	0	0	13:52
67	03/14	NSH	0-0-0	0	0	12:11
68	03/16	DET	1-1-2	1	0	13:37
69	03/18	@ PHI	0-0-0	0	0	18:42
70	03/19	STL	1-0-1	0	0	18:15
71	03/21	CAR	0-0-0	0	0	13:13
72	03/23	NSH	0-0-0	-1	0	15:41
73	03/25	DAL	0-0-0	0	0	13:09
74	03/27	@ BOS	0-0-0	-1	0	12:13
75	03/28	@ OTT	0-0-0	0	0	14:30
76	03/30	@ PIT	0-0-0	-1	0	16:31
77	04/03	MIN	1-0-1	1	0	18:08
78	04/04	@ CBJ	1-0-1	0	0	18:03
79	04/06	STL	1-0-1	1	0	17:31
80	04/09	MTL	0-0-0	0	0	14:31
81	04/11	@ WSH	0-0-0	-1	0	14:42
82	04/12	@ NSH	1-0-1	-1	0	14:01

*Scored GWG

CENTER • TOEWS • 19

GM	DATE	OPP	G-A-PTS	+/-	PIM	TOI
1	10/01	WSH	0-1-1	0	0	18:46
2	10/05	TBL	0-0-0	1	2	22:21
3	10/09	@ STL	1-1-2	0	2	18:37
4	10/11	NYI	1-0-1	-1	0	21:15
5	10/12	BUF	0-0-0	-1	0	20:17
6	10/15	@ CAR	0-0-0	0	0	21:38
7	10/17	STL	0-0-0	1	2	22:18
8	10/19	TOR	0-0-0	0	2	23:08
9	10/22	@ FLA	1-0-1	-1	2	19:22
10	10/24	@ TBL	1-1-2	0	2	24:17
11	10/26	MIN	0-1-1	-1	0	23:15
12	10/28	@ MIN	0-1-1	2	0	20:48
13	10/29	OTT	3-1-4	2	0	21:37
14	10/02	@ WPG	0-0-0	1	0	18:25
15	10/03	CGY	0-0-0	-1	0	22:24
16	10/06	WPG	1-0-1	2	2	20:29
17	10/09	@ DAL	1-1-2	1	0	18:11
18	10/10	EDM	0-0-0	-1	0	21:11
19	10/14	ARI	0-2-2	1	0	21:13
20	10/16	@ NSH	0-0-0	-1	0	19:29
21	10/17	SJS	0-1-1	2	0	17:49
22	10/19	@ COL	0-0-0	-2	0	17:28
23	10/21	@ WPG	1-3-4	3	0	20:50
24	10/23	@ VAN	0-0-0	1	0	21:48
25	10/25	@ EDM	1-0-1	1	0	19:33
26	10/27	@ CGY	0-0-0	0	0	20:33
27	10/29	@ DAL	0-0-0	0	0	19:55
28	10/30	@ ARI	0-1-1	1	0	21:13
29	12/03	DAL	0-0-0	0	0	21:48
30	12/05	@ MIN	0-0-0	-1	0	21:16
31	12/06	ANA	0-0-0	-1	0	24:49
32	12/08	FLA	0-2-2	-1	0	21:25
33	12/10	@ DAL	0-1-1	1	0	18:29
34	12/11	PHI	1-0-1	1	0	16:48
35	12/14	@ TOR	0-1-1	-1	0	17:38
36	12/15	LAK	0-2-2	0	0	18:07
37	12/17	@ NSH	0-1-1	1	0	21:22
38	12/20	VAN	0-0-0	0	0	21:52
39	12/23	NJD	0-1-1	3	0	20:30
40	12/27	COL	2-2-4	2	0	16:51
41	12/28	@ STL	0-2-2	2	0	20:36
42	12/30	LAK	0-0-0	0	0	19:47
43	01/02	@ NYI	0-1-1	1	0	20:00
44	01/05	@ NJD	0-2-2	4	0	20:14
45	01/05	SJS	0-1-1	0	0	21:08
46	01/08	NYR	1-0-1	0	0	21:17
47	01/11	@ MTL	0-1-1	1	0	21:01
48	01/12	EDM	1-0-1*	-1	0	21:43
49	01/14	COL	0-0-0	0	2	23:46
50	01/17	ANA	0-1-1	1	0	20:46
51	01/19	BOS	0-0-0	0	10	19:24
52	01/22	@ DET	0-1-1	0	0	20:15
53	01/23	@ MIN	0-0-0	-1	0	20:48
54	01/26	WPG	0-0-0	-2	0	19:39
55	01/28	@ CGY	0-1-1	0	0	19:45
56	01/29	@ VAN	1-1-2*	1	0	18:49
57	02/01	@ SJS	0-0-0	-1	0	23:05
58	02/03	LAK	0-2-2	0	0	21:52
59	02/05	@ ANA	1-0-1	2	0	20:29
60	02/07	@ ARI	0-0-0	0	2	22:49
61	02/27	@ NYR	0-0-0	-1	0	20:27
62	03/01	PIT	2-1-3*	3	0	18:56
63	03/04	COL	1-0-1	-1	0	21:13
64	03/06	CBJ	2-0-2	2	2	16:18
65	03/09	@ BUF	1-0-1*	1	0	22:17
66	03/12	@ COL	0-0-0	1	0	23:12
67	03/14	NSH	1-0-1	-1	0	22:19
68	03/16	DET	1-0-1	1	0	18:26
69	03/18	@ PHI	0-1-1	1	0	23:16
70	03/19	STL	0-0-0	1	0	17:52
71	03/21	CAR	1-0-1*	1	4	23:46
72	03/23	NSH	0-0-0	-1	0	23:54
73	03/25	DAL	0-1-1	1	0	19:31
74	03/27	@ BOS	0-0-0	-1	0	18:05
75	03/28	@ OTT	0-1-1	-1	0	20:28
76	03/30	@ PIT	0-0-0	-1	0	9:32
77	04/03	MIN	DID NOT PLAY - INJURY			
78	04/04	@ CBJ	DID NOT PLAY - INJURY			
79	04/06	STL	DID NOT PLAY - INJURY			
80	04/09	MTL	DID NOT PLAY - INJURY			
81	04/11	@ WSH	DID NOT PLAY - INJURY			
82	04/12	@ NSH	DID NOT PLAY - INJURY			

*Scored GWG

LEFT WING • VERSTEEG • 23

GM	DATE	OPP	G-A-PTS	+/-	PIM	TOI
1	10/03	@ DAL	0-0-0	0	2	18:06
2	10/05	@ STL	0-0-0	0	5	14:55
3	10/08	@ PHI	0-0-0	-1	0	16:57
4	10/10	@ TBL	0-1-1	-1	0	17:33
5	10/11	PIT	1-1-2	0	0	13:45
6	10/13	LAK	0-0-0	-2	0	15:10
7	10/15	@ NSH	0-0-0	0	0	15:47
8	10/17	BOS	1-0-1	0	0	13:37
9	10/19	MIN	0-0-0	0	0	14:35
10	10/22	CHI	0-1-1	2	0	19:01
11	10/25	BUF	0-0-0	-3	0	20:02
12	10/27	TBL	0-0-0	1	0	16:20
13	11/01	STL	0-0-0	-3	0	10:48
14	11/05	EDM	0-0-0	0	0	16:01
15	11/07	@ BOS	0-0-0	0	0	20:36
16	11/09	@ OTT	0-0-0	0	0	13:23
17	11/10	@ NYR	0-2-2	-1	2	14:20
18	11/12	ANA	0-0-0	-1	0	17:46
19	11/16	@ NSH	0-1-1	-1	2	14:00
20	11/17	SJS	1-1-2	1	0	15:10
21	11/19	@ COL	0-0-0	-2	0	17:00
22	11/21	@ WPG	0-1-1	0	0	10:20
23	11/23	@ VAN	0-0-0	0	0	15:25
24	11/25	@ EDM	0-0-0	1	0	11:41
25	11/27	@ CGY	0-0-0	1	0	15:24
26	11/29	@ DAL	0-0-0	0	0	16:19
27	11/30	@ ARI	0-0-0	1	0	11:06
28	12/03	DAL	0-0-0	0	0	12:55
29	12/05	@ MIN	0-1-1	0	0	15:39
30	12/06	ANA	1-1-2	1	0	18:03
31	12/08	FLA	0-1-1	2	0	15:53
32	12/10	@ DAL	0-0-0	-1	0	14:17
33	12/11	PHI	1-1-2	2	0	18:25
34	12/14	@ TOR	0-0-0	-2	2	14:33
35	12/15	LAK	1-0-1*	1	0	13:19
36	12/17	@ NSH	0-0-0	0	2	13:13
37	12/20	VAN	1-0-1	1	0	15:24
38	12/23	NJD	0-1-1	0	0	15:46
39	12/27	COL	1-1-2	2	0	14:24
40	12/28	@ STL	0-0-0	0	0	14:37
41	12/30	LAK	0-0-0	0	2	13:06
42	01/02	@ NYI	0-1-1	0	0	14:51
43	01/05	@ NJD	0-0-0	-1	0	9:42
44	01/05	SJS	0-0-0	-1	0	14:55
45	01/08	NYR	0-0-0	-1	0	15:20
46	01/11	@ MTL	0-0-0	0	5	12:31
47	01/12	EDM	0-0-0	0	0	12:14
48	01/14	COL	0-0-0	0	2	10:24
49	01/17	ANA	1-0-1	1	0	6:28
50	01/19	BOS	0-0-0	0	0	10:55
51	01/22	@ DET	0-0-0	-1	0	10:07
52	01/23	@ MIN	0-0-0	0	0	8:55
53	01/26	WPG	0-0-0	-1	0	10:54
54	01/28	@ CGY	0-1-1	0	2	17:15
55	01/29	@ VAN	0-1-1	-1	0	14:10
56	02/01	@ SJS	0-1-1	0	0	14:57
57	02/03	@ LAK	0-1-1	1	0	12:11
58	02/05	@ ANA	0-0-0	0	0	11:57
59	02/07	@ ARI	0-0-0	0	2	13:26
60	02/27	@ NYR	0-0-0	0	0	15:50
61	03/01	PIT	1-0-1	1	0	13:59
62	03/04	COL	0-0-0	0	0	14:31
63	03/06	CBJ	0-1-1	1	2	11:34
64	03/09	@ BUF	0-0-0	0	0	11:04
65	03/12	@ COL	0-0-0	-1	0	10:56
66	03/14	NSH	0-1-1	0	0	14:26
67	03/16	DET	0-0-0	0	0	15:10
68	03/18	@ PHI	0-0-0	0	0	17:02
69	03/19	STL	0-1-1	0	0	14:24
70	03/21	CAR	1-0-1	1	0	16:24
71	03/23	NSH	0-0-0	0	2	17:28
72	03/25	DAL	1-0-1	1	0	15:30
73	03/27	@ BOS	0-0-0	-1	0	13:36
74	03/28	@ OTT	0-0-0	0	0	17:23
75	03/30	@ PIT	0-0-0	0	0	17:22
76	04/03	MIN	0-0-0	1	2	17:52
77	04/04	@ CBJ	0-1-1	1	0	15:57
78	04/06	STL	0-1-1	1	0	18:59
79	04/09	MTL	0-0-0	1	0	16:51
80	04/11	@ WSH	0-0-0	0	0	18:05
81	04/12	@ NSH	0-0-0	0	2	9:13

*Scored GWG

NOTE: Played with FLORIDA from 10/03-11/14

LEADERSHIP

PLAYERS

2013-14

OPPONENTS

TRADITION

RECORDS

PLAYOFFS


HISTORY

MINORS

NHL

MEDIA

ADAM CLENEDENING

DEFENSE • 49
SHOOTS: RIGHT
HEIGHT: 5'11" WEIGHT: 187
BIRTHDATE: OCT. 26, 1992
BIRTHPLACE: NIAGARA FALLS, N.Y.


DRAFT POSITION

Blackhawks' second-round choice (36th overall) in the 2011 National Hockey League Draft.

CAREER

2013-14: Paced the American Hockey League's Rockford IceHogs and ranked second among league defensemen with a professional career-high 59 points in 74 regular-season games ... Shared fourth in the AHL with a team-high 47 assists, setting an IceHogs franchise single-season record for assists by a defenseman ... Ranked fifth among league blueliners with 12 goals and second with a club-most 23 shots on goal ... Notched two five-game point streaks (1G, 7A, Jan. 3-10; 1G, 7A, Feb. 4-15) ... Equalled a career high with three points (3A) vs. Milwaukee on Feb. 22 ... Named the 2013-14 IceHogs Co-Best Defenseman ... Named to the 2013-14 AHL First All-Star Team. **2012-13:** Recorded 46 points (9G, 37A) in 73 regular-season games with Rockford in his professional debut ... Paced team blueliners and ranked third among league defensemen in points ... Ranked second among AHL rookies and paced league defensemen in assists ... Ranked fifth among league rookies with 23 power-play points ... Collected his first professional point with an assist on Oct. 25 vs. San Antonio ... Netted his first career goal on Nov. 3 vs. Lake Erie ... Notched his first professional multi-point game (1G, 1A) on Nov. 18 at Houston ... Set a career high with three helpers on March 9 at Oklahoma City ... Named a Second-Team All-Star and Rockford's Rookie of the Year. **2011-12:** Recorded a collegiate career-high 33 points (4G, 29A) in 38 games with Hockey East's Boston University during his sophomore campaign ... Shared the NCAA lead among defensemen in points ... Notched three helpers in back-to-back games (Jan. 14 and Jan. 20) ... Named a Hockey East First-Team All-Star ... Selected to the All-New England Division I All-Star Team. **2010-11:** Tallied 26 points in 39 games with Boston University ... Paced the team with 21 assists ... Named a Hockey East Honorable Mention All-Star, becoming the only freshman in the league to earn all-star recognition ... Named to the Hockey East All-Rookie Team.

INTERNATIONAL CAREER

Shared third among tournament defensemen with five points (1G, 4A) in six games at the 2012 World Junior Championship with Team USA ... Won a gold medal with Team USA at the 2010 U18 WJC ... Led all defensemen and shared the team lead with 10 points (3G, 7A) in seven contests ... Shared the lead among tournament blueliners with three goals and shared fourth in assists ... Named a tournament All-Star ... Won a gold medal with Team USA at the 2009 U18 WJC, recording two assists in seven games.

CAREER STATISTICS

			REGULAR SEASON							PLAYOFFS					
SEASON	TEAM	LEAGUE	GP	G	A	PTS	+/-	PIM	GP	G	A	PTS	+/-	PIM	
2008-09	USNTDP U18	U18	34	0	9	9	14	38	-	-	-	-	-	-	
	USNTDP U17	U17	15	1	5	6	-	18	-	-	-	-	-	-	
	USA	WJC U18	7	0	2	2	4	4	-	-	-	-	-	-	
2009-10	USNTDP	U18	39	10	22	32	-	76	-	-	-	-	-	-	
	USA	WJC U18	7	3	7	10	6	4	-	-	-	-	-	-	
2010-11	Boston Univ.	H-EAST	39	5	21	26	8	80	-	-	-	-	-	-	
2011-12	Boston Univ.	H-EAST	38	4	29	33	11	64	-	-	-	-	-	-	
	USA	WJC	6	1	4	5	2	6	-	-	-	-	-	-	
	Rockford	AHL	73	9	37	46	17	67	-	-	-	-	-	-	
2013-14	Rockford	AHL	74	12	47	59	5	64	-	-	-	-	-	-	

KYLE CUMISKEY


DEFENSE • 26

SHOOTS: **LEFT**

HEIGHT: **5'10"** WEIGHT: **185**

BIRTHDATE: **DEC. 2, 1986**

BIRTHPLACE: **ABBOTSFORD, BRITISH COLUMBIA**



DRAFT POSITION

Colorado Avalanche's seventh-round selection (222nd overall) in the 2005 National Hockey League Draft.

CAREER TRANSACTIONS

Signed as a free agent by the Blackhawks on July 2, 2014.

CAREER

2013-14: Recorded 28 points (4G, 24A) in 45 regular-season games with MODO of the Swedish Hockey League ... Paced the team in assists and points ... Held scoreless in two playoff contests. **2012-13:** Recorded 32 points (7G, 25A) in 46 regular-season games with MODO ... Shared fourth among league defensemen in points ... Paced the club with four game-winning goals ... Led the league with 26:29 of average ice time ... Shared the team lead with five points (1G, 4A) in as many playoff contests. **2011-12:** Tallied 29 points (6G, 23A) in 57 regular-season games with the American Hockey League's Syracuse Crunch ... Ranked second in points among team defensemen ... Shared the lead among club blueliners in goals ... Equaled a career high with three assists on March 3 vs. St. John's ... Notched one assist in four Calder Cup Playoffs games. **2010-11:** Posted eight points (1G, 7A) in 18 regular-season games with COL ... Tallied an NHL career-high two assists twice. **2009-10:** Registered an NHL career-high 20 points (7G, 13A) in a career-most 61 regular-season games with COL ... Logged a career-high 19:48 of average ice time ... Recorded four two-point outings, including a career-best two-goal effort on Jan. 18 vs. EDM ... Registered a career-high 24:49 of ice time on April 6 at VAN ... Collected two points in six 2010 Stanley Cup Playoffs games in his NHL postseason debut ... Netted his first playoff goal on April 16 at SJS. **2008-09:** Split the season between COL and the AHL's Lake Erie Monsters ... Held scoreless in six games with COL ... Notched 17 points (5G, 12A) in 28 regular-season games with Lake Erie ... Equaled a career high with three helpers on Nov. 9 vs. Hamilton ... Posted a five-game point streak (3G, 5A) from Dec. 17-26. **2007-08:** Split the season between COL and Lake Erie ... Tallied five helpers in 38 regular-season games with COL ... Posted two points (1G, 1A) in five regular-season contests with Lake Erie. **2006-07:** Split the season between COL and the AHL's Albany River Rats ... Collected two points (1G, 1A) in nine regular-season games with COL in his NHL debut ... Netted his first NHL goal on Jan. 6 at MIN ... Posted his first NHL assist on Jan. 13 at ANA ... Made his NHL debut on Jan. 1 at NSH ... Tallied AHL career highs in nearly every category ... Paced club defensemen with 33 points ... Ranked third on the club and paced team blueliners with 26 assists ... Ranked second among team defensemen with seven goals and 92 shots on goal ... Set a career high with three assists on March 2 at Syracuse ... Made his professional debut on Oct. 6 at Rochester ... Notched two helpers in five postseason games.

INTERNATIONAL CAREER

Tallied three helpers in seven games with Team Canada at the 2010 IIHF World Championship.

CAREER STATISTICS

SEASON	TEAM	LEAGUE	GP	REGULAR SEASON					PIM	GP	PLAYOFFS					PIM
				G	A	PIS	+/-				G	A	PIS	+/-		
2006-07	COLORADO	NHL	9	1	1	2	0	2	-	-	-	-	-	-	-	-
	Albany	AHL	63	7	26	33	-10	32	5	0	2	2	-1	6		
2007-08	COLORADO	NHL	38	0	5	5	-3	16	-	-	-	-	-	-	-	-
	Lake Erie	AHL	5	1	1	2	-10	4	-	-	-	-	-	-	-	-
2008-09	COLORADO	NHL	6	0	0	0	-2	0	-	-	-	-	-	-	-	-
	Lake Erie	AHL	28	5	12	17	7	16	-	-	-	-	-	-	-	-
2009-10	COLORADO	NHL	61	7	13	20	0	20	6	1	1	2	-7	2		
	Canada	WC	7	0	3	3	-1	0	-	-	-	-	-	-	-	-
2010-11	COLORADO	NHL	18	1	7	8	-3	10	-	-	-	-	-	-	-	-
2011-12	Syracuse	AHL	57	6	23	29	1	44	4	0	1	1	0	0		
2012-13	MODO	SWE	46	7	25	32	-4	30	5	1	4	5	-	0		
2013-14	MODO	SWE	45	4	24	28	-4	16	2	0	0	0	-2	0		
NHL TOTALS			132	9	26	35	-8	48	6	1	1	2	-7	2		

LEADERSHIP

PLAYERS

2013-14

OPPONENTS

TRADITION

RECORDS

PLAYOFFS

HISTORY

MINORS

NHL

MEDIA

KLAS DAHLBECK

DEFENSE • 44

SHOOTS: **LEFT**HEIGHT: **6'2"** WEIGHT: **203**BIRTHDATE: **JULY 6, 1991**BIRTHPLACE: **KATRINEHOLM, SWEDEN**

DRAFT POSITION

Blackhawks' third-round choice (79th overall) in the 2011 National Hockey League Draft.

CAREER

2013-14: Registered a career-high 35 points (10G, 25A) in 75 regular-season games with the American Hockey League's Rockford IceHogs ... Ranked third among team defensemen and shared eighth overall in points ... Paced the team with a +21 plus/minus rating ... Posted a career-long four-game point streak (2G, 2A) from Oct. 27-Nov. 3 ... Netted the game-winning goal on Nov. 24 at Charlotte in his 200th career professional game ... Tied the IceHogs all-time record for assists and points by a defenseman in a single game after tallying four helpers on Jan. 11 vs. Lake Erie, setting career highs in points and assists ... Named the IceHogs 2013-14 Co-Defenseman of the Year. **2012-13:** Recorded six points (1G, 5A) in 70 regular-season games with Rockford in his professional debut ... Made his AHL debut on Oct. 20 ... Collected his first professional point with an assist on Dec. 29 vs. Milwaukee ... Scored his first AHL goal on April 13 at Milwaukee ... Named the IceHogs Most Improved Player. **2011-12:** Recorded two goals and two assists in 55 regular-season appearances with Linköping HC of the Swedish Hockey League ... Netted the first goal of his SHL career on Jan. 27 at Timrå. **2010-11:** Tallied eight assists in 47 regular-season games with Linköping HC ... Skated in seven postseason tilts. **2009-10:** Made his SHL debut in six regular-season contests and three postseason games with Linköping HC ... Tallied 11 points (4G, 7A) in 39 regular-season games with Linköping Jr in the SuperElit ... Registered two points (1G, 1A) in six playoff appearances.

INTERNATIONAL CAREER

Posted two assists in six games with Team Sweden at the 2012 European Hockey Tour ... Collected two assists in six games with Team Sweden at the 2011 World Junior Championship.

CAREER STATISTICS

SEASON	TEAM	LEAGUE	REGULAR SEASON						PLAYOFFS					
			GP	G	A	PTS	+/-	PIM	GP	G	A	PTS	+/-	PIM
2009-10	Linköping HC	SWE	6	0	0	0	-1	0	3	0	0	0	-	0
	Linköping Jr	SuperElit	39	4	7	11	-	8	6	1	1	2	-	4
2010-11	Linköping HC	SWE	47	0	8	8	7	12	7	0	0	0	-1	0
	Sweden	WJC	6	0	2	2	1	2	-	-	-	-	-	-
2011-12	Linköping HC	SWE	55	2	2	4	3	20	-	-	-	-	-	-
2012-13	Rockford	AHL	70	1	5	6	11	29	-	-	-	-	-	-
2013-14	Rockford	AHL	75	10	25	35	21	49	-	-	-	-	-	-

LEADERSHIP

PLAYERS

2013-14

OPPONENTS

TRADITION

RECORDS

PLAYOFFS

HISTORY

MINORS

NHL

MEDIA

STEPHEN JOHNS

DEFENSE • 34

SHOOTS: **RIGHT**

HEIGHT: **6'4"** WEIGHT: **220**

BIRTHDATE: **APRIL 18, 1992**

BIRTHPLACE: **ELLWOOD CITY, PA.**

HOMETOWN: **WAMPUM, PA.**



DRAFT POSITION

Blackhawks' second-round pick (60th overall) in the 2010 National Hockey League Draft.

CAREER

2013-14: Split the season between the American Hockey League's Rockford IceHogs and Hockey East's University of Notre Dame ... Recorded five points (1G, 4A) in eight regular-season contests with Rockford in his AHL debut ... Appeared in his first game with Rockford on April 4 at Abbotsford ... Netted his first professional goal on April 5 at Abbotsford ... Notched his first professional multi-point outing (2A) on April 19 vs. Charlotte ... Posted a collegiate career-high 20 points (8G, 12A) in 40 games with Notre Dame during his senior year ... Paced team defensemen in points and goals, while ranking second in assists ... Collected a season-high three points (2G, 1A) on March 14 vs. Boston College ... Ranked second on the team with 63 blocked shots ... Tallied four multi-point outings and two three-game point streaks ... Skated in one NCAA Frozen Four Tournament game ... Served as an alternate captain. **2012-13:** Ranked third among team defensemen with 14 points and a career-high 13 assists in 41 games with Notre Dame ... Paced the team with 62 penalty minutes ... Ranked third on the team with 45 blocked shots ... Notched two shots on goal and one blocked shot in the Hockey City Classic game vs. Miami on Feb. 17 at Soldier Field ... Posted two shots on goal and one blocked shot in one NCAA Frozen Four appearance ... Named to the CCHA All-Tournament Team ... Honored with Notre Dame's Cameron Compton Leadership in Service Award. **2011-12:** Registered four goals and added six helpers for 10 points in 39 games with Notre Dame ... Ranked second on the team with 71 PIM ... Paced the team with 51 blocked shots ... Netted two game-winning goals ... Honored with Notre Dame's William Donald Nyrop Award as the team's top defenseman. **2010-11:** Skated in all 44 games with Notre Dame, tallying two goals and 11 helpers in his freshman campaign ... Registered a team- and career-high 98 PIM ... Was a CCHA All-Rookie Team honorable mention ... Posted his first collegiate point with a helper on Oct. 29 vs. Western Michigan ... Netted his first collegiate goal on Dec. 12 vs. Northern Michigan ... Notched a four-assist game on Dec. 29 vs. Canisius ... Named to the NCAA Northeast Regional All-Tournament Team.

INTERNATIONAL CAREER

Posted two points (1G, 1A) in six games with Team USA at the 2012 World Junior Championship ... Won a gold medal with Team USA at the 2010 U18 WJC, registering three assists in seven games.

CAREER STATISTICS

SEASON	TEAM	LEAGUE	GP	REGULAR SEASON						GP	PLAYOFFS					
				G	A	PTS	+/-	PIM			G	A	PTS	+/-	PIM	
2007-08	Pittsburgh	PA-M	50	12	22	34	-	46	-	-	-	-	-	-	-	-
	Pittsburgh	MWEHL	26	4	7	11	-	24	-	-	-	-	-	-	-	-
2008-09	USNTDP	NAHL	31	3	5	8	3	30	-	-	-	-	-	-	-	-
	USNTDP	U17	16	2	6	8	-	20	-	-	-	-	-	-	-	-
2009-10	USNTDP	USHL	25	1	7	8	12	29	-	-	-	-	-	-	-	-
	USNTDP	U18	62	3	16	19	-	67	-	-	-	-	-	-	-	-
	USA	WJC U18	7	0	3	3	2	10	-	-	-	-	-	-	-	-
2010-11	Notre Dame	CCHA	44	2	11	13	-7	98	-	-	-	-	-	-	-	-
2011-12	Notre Dame	CCHA	39	4	6	10	-1	71	-	-	-	-	-	-	-	-
	USA	WJC	6	1	1	2	0	2	-	-	-	-	-	-	-	-
2012-13	Notre Dame	CCHA	41	1	13	14	12	62	-	-	-	-	-	-	-	-
2013-14	Rockford	AHL	8	1	4	5	2	4	-	-	-	-	-	-	-	-
	Notre Dame	H-EAST	39	8	12	20	7	69	1	0	0	0	-2	0		

LEADERSHIP

PLAYERS

2013-14

OPPONENTS

TRADITION

RECORDS

PLAYOFFS

HISTORY

MINORS

NHL

MEDIA

TEUVO TERAVAINEN


CENTER • 86

SHOOTS: **LEFT**

HEIGHT: **5'11"** WEIGHT: **176**

BIRTHDATE: **SEPT. 11, 1994**

BIRTHPLACE: **HELSINKI, FINLAND**



DRAFT POSITION

Blackhawks' first-round choice (18th overall) in the 2012 National Hockey League Draft.

CAREER

2013-14: Made his National Hockey League debut with Chicago on March 25 vs. DAL, winning all seven faceoffs he took in 11:39 of ice time ... Netted two goals in five regular-season games with the American Hockey League's Rockford IceHogs ... Collected his first professional point with a goal in his AHL debut on April 11 vs. Milwaukee ... Recorded 44 points (9G, 35A) in 49 games with Jokerit of SM-liiga in Finland ... Ranked seventh in the league in points and second in assists ... Led Jokerit in assists, ranked second in points and ranked seventh in goals ... Tallied a season-best three points four times (Oct. 18, Jan. 10, Jan. 17, Jan. 25). **2012-13:** Posted 31 points (13G, 18A) in 44 games with Jokerit in the SM-liiga. **2011-12:** Split the season between two levels of SM-liiga and Finland's Mestis league ... Tallied 11 goals and seven assists in 40 regular-season games with SM-liiga's Jokerit ... Was named the SM-liiga Rookie of the Year ... Recorded two goals and four assists in nine playoff appearances with Jokerit ... Shared second on the club with six points ... Notched three points (1G, 2A) in three appearances with Mestis' Kiekko-Vantaa ... Recorded 12 goals and eight assists in 11 appearances with Jokerit U20 ... Posted two points (1G, 1A) in two Jr. A SM-liiga playoff appearances with Jokerit U20. **2010-11:** Split the season between Jokerit's U18 and U20 teams ... Tallied 20 points (3G, 17A) in 26 regular-season appearances with Jokerit U20 ... Notched five points (1G, 4A) in eight playoff tilts ... Collected four points (1G, 3A) in four regular-season games with Jokerit U18 ... Recorded one assist and 25 PIM in one postseason game with Jokerit U18. **2009-10:** Combined for 69 points (33G, 36A) and 20 PIM in 41 regular-season games split between Jokerit's U16 and U18 teams ... Tallied four assists in four playoff tilts with Jokerit U-18 ... Notched 17 points (7G, 10A) and 18 PIM in 12 postseason games with Jokerit U-16. **2008-09:** Totaled 31 points (13G, 18A) and 16 PIM in 30 regular-season games split between two levels of Jokerit U-16 ... Notched 10 points (4G, 6A) in eight postseason tilts.

INTERNATIONAL CAREER

Appeared in seven games at the 2014 U20 World Championship, helping Finland win a gold medal while serving as team captain ... Led tournament scorers in points (15), assists (13) and plus/minus rating (+11) ... Named to the U20 World Championship All-Star Team ... Represented Finland at the 2012 U18 WJC, tallying eight points (2G, 6A) in six appearances ... Skated in six games with Finland at the 2011 U18 WJC ... Paced Team Finland with seven points (2G, 5A) at the 2011 World U17 Hockey Challenge.

CAREER STATISTICS

SEASON	TEAM	LEAGUE	GP	REGULAR SEASON					PIM	PLAYOFFS				
				G	A	PTS	+/-			G	A	PTS	+/-	PIM
2009-10	Jokerit U18	FIN U18	29	16	14	30	-	6	4	0	4	4	-	0
2010-11	Jokerit Jr	FIN Jr	26	3	17	20	6	8	8	1	4	5	-	4
	Jokerit U18	FIN U18	4	1	3	4	-	2	1	0	1	1	-	25
2011-12	Jokerit	FIN	40	11	7	18	-5	6	9	2	4	6	6	0
	Jokerit Jr	FIN Jr	11	23	8	20	13	4	2	1	1	2	1	0
	K-Vantaa	FIN-2	3	1	2	3	2	0	-	-	-	-	-	-
	Finland	WJC U18	6	2	6	8	2	2	-	-	-	-	-	-
2012-13	Jokerit	FIN	44	13	18	31	2	6	6	1	1	2	0	0
	Finland	WJC	6	5	6	11	6	2	-	-	-	-	-	-
2013-14	CHICAGO	NHL	3	0	0	0	0	0	-	-	-	-	-	-
	Rockford	AHL	5	2	0	2	2	2	-	-	-	-	-	-
	Jokerit	FIN	49	9	35	44	-	12	2	0	0	0	0	0
	Finland	WJC	7	2	13	15	11	2	-	-	-	-	-	-
NHL TOTALS			3	0	0	0	0	0	-	-	-	-	-	-



CODY BASS

CENTER

SHOOTS: RIGHT

HEIGHT: 6'1"

WEIGHT: 211

BIRTHDATE: JAN. 7, 1987

BIRTHPLACE: OWEN SOUND, ONTARIO

ACQUIRED: SIGNED AS A FREE AGENT ON JULY 1, 2014

STATISTICS

SEASON	TEAM	LEAGUE	REGULAR SEASON						PLAYOFFS					
			GP	G	A	PTS	+/-	PIM	GP	G	A	PTS	+/-	PIM
2003-04	Mississauga	OHL	61	3	7	10	-9	30	24	2	3	5	0	21
2004-05	Mississauga	OHL	66	11	17	28	5	103	5	1	1	2	0	8
	Canada	WJC U18	4	0	0	0	-	4	-	-	-	-	-	-
2005-06	Mississauga	OHL	67	16	25	41	-11	152	-	-	-	-	-	-
	Binghamton	AHL	9	1	0	1	-1	2	-	-	-	-	-	-
2006-07	Mississauga	OHL	23	5	11	16	4	37	-	-	-	-	-	-
	Saginaw	OHL	30	5	24	29	10	49	6	1	2	3	2	10
	Binghamton	AHL	5	0	2	2	-1	9	-	-	-	-	-	-
2007-08	OTTAWA	NHL	21	2	2	4	-1	19	4	1	0	1	0	6
	Binghamton	AHL	24	3	5	8	7	44	-	-	-	-	-	-
2008-09	OTTAWA	NHL	12	0	0	0	-2	15	-	-	-	-	-	-
	Binghamton	AHL	18	1	1	2	-5	41	-	-	-	-	-	-
2009-10	Binghamton	AHL	57	5	6	11	-18	109	-	-	-	-	-	-
2010-11	OTTAWA	NHL	1	0	0	0	0	0	-	-	-	-	-	-
	Binghamton	AHL	58	6	9	15	-4	111	18	2	2	4	-2	24
2011-12	COLUMBUS	NHL	14	0	1	1	0	32	-	-	-	-	-	-
2012-13	Springfield	AHL	23	5	6	11	-3	43	-	-	-	-	-	-
	Springfield	AHL	18	2	5	7	4	54	8	2	2	4	1	26
2013-14	COLUMBUS	NHL	1	0	0	0	0	5	-	-	-	-	-	-
	Springfield	AHL	58	8	10	18	2	132	4	0	0	0	-1	4



MATHIEU BRISEBOIS

DEFENSE

SHOOTS: RIGHT

HEIGHT: 5'11"

WEIGHT: 180

BIRTHDATE: APRIL 17, 1992

BIRTHPLACE: MONT SAINT-HILAIRE, QUEBEC

ACQUIRED: FROM PHOENIX WITH DAVID RUNDBLAD FOR A SECOND-ROUND PICK ON MARCH 4, 2014

STATISTICS

SEASON	TEAM	LEAGUE	REGULAR SEASON						PLAYOFFS					
			GP	G	A	PTS	+/-	PIM	GP	G	A	PTS	+/-	PIM
2009-10	Sherbrooke	QJHL	32	7	9	16	-	32	-	-	-	-	-	-
	Lewiston	QMJHL	31	0	7	7	-5	22	3	0	0	0	-4	4
2010-11	Rouyn-Noranda	QMJHL	47	3	15	18	-27	32	-	-	-	-	-	-
2011-12	Rouyn-Noranda	QMJHL	68	17	39	56	-17	106	4	1	0	1	-6	12
2012-13	Rouyn-Noranda	QMJHL	64	19	54	73	15	103	14	3	12	15	-6	24
2013-14	Portland	AHL	28	1	2	3	-5	30	-	-	-	-	-	-
	Rockford	AHL	13	2	5	7	-1	19	-	-	-	-	-	-

LEADERSHIP

PLAYERS

2013-14

OPPONENTS

TRADITION

RECORDS

PLAYOFFS

HISTORY

MINORS

NHL

MEDIA



ALEX BROADHURST

CENTER

SHOOTS: LEFT

HEIGHT: 6'0"

WEIGHT: 170


BIRTHDATE: MARCH 7, 1993

BIRTHPLACE: NEW LENOX, ILL.

ACQUIRED: 2011 NHL DRAFT (ROUND 7, 199TH OVERALL)

STATISTICS

SEASON	TEAM	LEAGUE	GP	G	A	PTS	+/-	PIM	GP	G	A	PTS	+/-	PIM
2010-11	Green Bay	USHL	55	13	20	33	15	22	11	3	6	9	7	4
2011-12	Green Bay	USHL	53	26	47	73	32	40	12	9	9	18	16	6
2012-13	London	OHL	65	23	40	63	30	36	21	10	18	28	8	22
	Memorial Cup	CHL	-	-	-	-	-	-	5	1	3	4	-2	0
2013-14	Rockford	AHL	75	16	29	45	-1	32	-	-	-	-	-	-



MATT CAREY

LEFT WING

SHOOTS: LEFT

HEIGHT: 6'1"

WEIGHT: 175

BIRTHDATE: FEB. 28, 1992

BIRTHPLACE: HAMILTON, ONTARIO

ACQUIRED: SIGNED AS A FREE AGENT ON MARCH 20, 2014

STATISTICS

SEASON	TEAM	LEAGUE	GP	G	A	PTS	+/-	PIM	GP	G	A	PTS	+/-	PIM
2009-10	Burlington	CCHL	5	0	0	0	1	0	-	-	-	-	-	-
	Hamilton	CCHL	20	7	6	13	5	20	10	1	2	3	-	20
2010-11	Hamilton	OJHL	45	25	59	84	-	40	7	3	2	5	-	10
2011-12	Hamilton	OJHL	23	17	21	28	-	8	-	-	-	-	-	-
	Toronto	OJHL	25	16	15	31	-	24	10	9	5	14	-	18
2012-13	St. Lawrence	ECAC	-	-	-	-	-	-	-	-	-	-	-	-
2013-14	CHICAGO	NHL	2	1	0	1	-1	2	-	-	-	-	-	-
	St. Lawrence	ECAC	38	18	19	37	-8	47	-	-	-	-	-	-



MAC CARRUTH

GOALTENDER

CATCHES: LEFT

HEIGHT: 6'3"

WEIGHT: 176

BIRTHDATE: MARCH 25, 1992

BIRTHPLACE: SALT LAKE CITY, UTAH

ACQUIRED: 2010 NHL DRAFT (ROUND 7, 191ST OVERALL)

STATISTICS

SEASON	TEAM	LEAGUE	REGULAR SEASON							PLAYOFFS					
			GP	MINS	GA	GAA	W-L-OTL	SO		GP	MINS	GA	GAA	W-L	SO
2008-09	Wenatchee	NAHL	26	1,462	74	3.04	18-7-1	1		5	232	15	3.88	2-2	0
2009-10	Wenatchee	NAHL	16	866	25	2.42	11-4-0	1		-	-	-	-	-	-
	Portland	WHL	26	1,427	81	3.41	14-9-1	1		11	614	39	3.81	5-4	0
2010-11	Portland	WHL	48	2,729	140	3.08	31-13-1	1		21	1,251	62	2.97	13-8	1
2011-12	Portland	WHL	63	3,592	177	2.96	42-17-2	2		22	1,328	64	2.89	15-7	2
2012-13	Portland	WHL	39	2,275	78	2.06	30-7-2	7		21	1,254	34	1.63	16-5	5
	Memorial Cup	CHL	-	-	-	-	-	-		5	299	18	3.61	3-2-0	0
	Rockford	AHL	7	375	21	3.36	2-2-1	0		-	-	-	-	-	-
	Toledo	ECHL	25	1,357	76	3.36	8-15-0	1		-	-	-	-	-	-
2013-14	Florida	ECHL	7	418	24	3.45	2-4-1	1		-	-	-	-	-	-



PHILLIP DANAUT

CENTER

SHOOTS: LEFT

HEIGHT: 6'1"

WEIGHT: 198


BIRTHDATE: FEB. 24, 1993

BIRTHPLACE: VICTORIAVILLE, QUEBEC

ACQUIRED: 2011 NHL DRAFT (ROUND 1, 26TH OVERALL)

STATISTICS

SEASON	TEAM	LEAGUE	GP	REGULAR SEASON						PLAYOFFS					
				G	A	PTS	+/-	PIM		GP	G	A	PTS	+/-	PIM
2009-10	Victoriaville	QMJHL	61	10	18	28	19	54		16	0	1	1	-2	8
2010-11	Victoriaville	QMJHL	64	23	44	67	17	59		9	5	10	15	4	6
2011-12	Victoriaville	QMJHL	62	18	53	71	11	61		4	0	3	3	-1	4
	Rockford	AHL	7	0	2	2	-5	10		-	-	-	-	-	-
2012-13	Victoriaville	QMJHL	29	14	30	44	-1	28		-	-	-	-	-	-
	Moncton	QMJHL	27	9	32	41	17	22		4	1	3	4	-1	0
	Rockford	AHL	5	0	0	0	-1	2		-	-	-	-	-	-
	Canada	WJC	6	0	1	1	-2	2		-	-	-	-	-	-
2013-14	Rockford	AHL	72	6	20	26	11	40		-	-	-	-	-	-



SCOTT DARLING

GOALTENDER

CATCHES: LEFT

HEIGHT: 6'5"

WEIGHT: 200


BIRTHDATE: DEC. 22, 1988

BIRTHPLACE: LEMONT, ILL.

ACQUIRED: SIGNED AS A FREE AGENT ON JULY 1, 2014

STATISTICS

		REGULAR SEASON								PLAYOFFS					
SEASON	TEAM	LEAGUE	GP	MIN	GA	GAA	W-L-T/OT	SO		GP	MIN	GA	GAA	W-L	SO
2007-08	Indiana	USHL	42	2,391	121	3.04	27-10-2	1		3	-	11	3.69	1-2	0
2008-09	Univ. of Maine	H-EAST	27	1,566	72	2.76	10-14-3	3		-	-	-	-	-	-
2009-10	Univ. of Maine	H-EAST	27	1,511	78	3.10	15-6-3	0		-	-	-	-	-	-
2010-11	Louisiana	SPHL	30	1,598	102	3.83	6-22-0	0		-	-	-	-	-	-
2011-12	Florida	ECHL	1	58	5	5.14	0-1-0	0		-	-	-	-	-	-
	Wichita	CHL	1	60	4	4.01	0-1-0	0		-	-	-	-	-	-
	Mississippi	SPHL	35	2,055	100	2.92	15-17-1	1		1	58	5	5.12	0-1	0
2012-13	Hamilton	AHL	1	25	0	0.00	0-0-0	0		-	-	-	-	-	-
	Wheeling	ECHL	32	1,819	85	2.80	13-12-4	2		-	-	-	-	-	-
2013-14	Milwaukee	AHL	26	1,347	45	2.00	13-6-2	6		-	-	-	-	-	-
	Cincinnati	ECHL	6	368	16	2.61	4-1-1	0		-	-	-	-	-	-



DILLON FOURNIER

DEFENSE

SHOOTS: LEFT

HEIGHT: 6'2"

WEIGHT: 188

BIRTHDATE: JUNE 15, 1994

BIRTHPLACE: MONTREAL, QUEBEC

ACQUIRED: 2012 NHL DRAFT (ROUND 2, 48TH OVERALL)

STATISTICS

		REGULAR SEASON								PLAYOFFS					
SEASON	TEAM	LEAGUE	GP	G	A	PTS	+/-	PIM		GP	G	A	PTS	+/-	PIM
2010-11	Lewiston	QMJHL	60	3	11	14	9	38		11	0	2	2	1	15
2011-12	Rouyn-Noranda	QMJHL	52	9	29	38	-8	59		-	-	-	-	-	-
2012-13	Rouyn-Noranda	QMJHL	59	6	18	24	8	61		14	4	8	12	8	14
2013-14	Rouyn-Noranda	QMJHL	36	13	19	32	10	54		-	-	-	-	-	-



RYAN HARTMAN

RIGHT WING

SHOOTS: RIGHT

HEIGHT: 5'11"

WEIGHT: 194


BIRTHDATE: SEPT. 20, 1994

BIRTHPLACE: HILTON HEAD ISLAND, S.C.

ACQUIRED: 2013 NHL DRAFT (ROUND 1, 30TH OVERALL)

STATISTICS

SEASON	TEAM	LEAGUE	REGULAR SEASON						PLAYOFFS					
			GP	G	A	PTS	+/-	PIM	GP	G	A	PTS	+/-	PIM
2010-11	USNTDP	UI7	52	22	12	34	-	88	-	-	-	-	-	-
	USNTDP	UI8	4	0	1	1	-	4	-	-	-	-	-	-
2011-12	USNTDP	USNTDP	59	16	25	41	-	136	-	-	-	-	-	-
	USA	WJC UI8	6	2	4	6	9	22	-	-	-	-	-	-
2012-13	Plymouth	OHL	56	23	37	60	29	120	9	4	2	6	4	16
	USA	WJC	7	2	1	3	4	16	-	-	-	-	-	-
2013-14	Plymouth	OHL	52	26	28	54	-14	91	5	0	4	4	-6	8
	Rockford	AHL	9	3	4	7	-1	8	-	-	-	-	-	-
	USA	WJC	5	2	2	4	2	4	-	-	-	-	-	-



PIERRE-CEDRIC LABRIE

LEFT WING

SHOOTS: LEFT

HEIGHT: 6'3"

WEIGHT: 234

BIRTHDATE: JUNE 12, 1986

BIRTHPLACE: BAIE-COMEAU, QUEBEC

ACQUIRED: SIGNED AS A FREE AGENT ON JULY 1, 2014

STATISTICS

SEASON	TEAM	LEAGUE	REGULAR SEASON						PLAYOFFS					
			GP	G	A	PTS	+/-	PIM	GP	G	A	PTS	+/-	PIM
2003-04	Coaticook	QJHL	46	13	12	25	-	96	-	-	-	-	-	-
	Quebec	QMJHL	1	0	0	0	-	0	-	-	-	-	-	-
2004-05	Coaticook	QJHL	15	3	4	7	-	59	-	-	-	-	-	-
2005-06	Restigouche	MJHL	54	43	43	86	-	153	-	-	-	-	-	-
	Baie-Comeau	QMJHL	-	-	-	-	-	-	4	2	2	4	1	6
2006-07	Baie-Comeau	QMJHL	68	35	28	63	4	113	11	8	6	14	0	35
2007-08	Manitoba	AHL	67	7	11	18	-4	108	3	0	0	0	0	2
2008-09	Manitoba	AHL	63	6	9	15	-4	79	14	0	1	1	-2	37
2009-10	Manitoba	AHL	45	5	1	6	-13	69	-	-	-	-	-	-
	Peoria	AHL	16	0	1	1	0	16	-	-	-	-	-	-
2010-11	Norfolk	AHL	64	7	19	26	14	148	6	0	1	1	-2	4
2011-12	TAMPA BAY	NHL	14	0	2	2	-2	15	-	-	-	-	-	-
	Norfolk	AHL	56	14	21	35	33	107	18	5	4	9	5	34
2012-13	TAMPA BAY	NHL	19	2	1	3	2	30	-	-	-	-	-	-
	Syracuse	AHL	39	11	7	18	7	83	-	-	-	-	-	-
2013-14	TAMPA BAY	NHL	13	0	0	0	-4	20	-	-	-	-	-	-
	Syracuse	AHL	38	2	4	6	0	112	-	-	-	-	-	-

LEADERSHIP

PLAYERS

2013-14

OPPONENTS

TRADITION

RECORDS


PLAYOFFS

HISTORY

MINORS

NHL

MEDIA



MICHAEL LEIGHTON

GOALTENDER

CATCHES: LEFT

HEIGHT: 6'3"

WEIGHT: 190

BIRTHDATE: MAY 19, 1981

BIRTHPLACE: PETROLIA, ONTARIO

ACQUIRED: SIGNED AS A FREE AGENT ON AUG. 18, 2014

STATISTICS

REGULAR SEASON

PLAYOFFS

SEASON	TEAM	LEAGUE	GP	MIN	GA	GAA	W-L-T/OT	SO	GP	MIN	GA	GAA	W-L	SO
1998-99	Windsor	OHL	28	1,389	112	4.84	4-17-2	0	3	80	10	7.50	0-1	0
1999-2000	Windsor	OHL	42	2,272	118	3.12	17-17-2	1	12	616	32	3.12	5-6	0
2000-01	Windsor	OHL	54	3,035	138	2.73	32-13-5	2	9	519	27	3.12	4-5	1
2001-02	Norfolk	AHL	52	3,114	111	2.14	27-16-8	6	4	238	8	2.02	1-2	0
2002-03	CHICAGO	NHL	8	447	21	2.82	2-3-2	1	-	-	-	-	-	-
	Norfolk	AHL	36	2,184	91	2.50	18-13-5	4	4	240	7	1.75	3-1	1
2003-04	CHICAGO	NHL	34	1,988	99	2.99	6-18-8	2	-	-	-	-	-	-
	Norfolk	AHL	18	1,081	33	1.83	10-7-1	1	4	212	2	0.57	2-1	2
2004-05	Norfolk	AHL	41	2,319	78	2.02	20-16-3	7	-	-	-	-	-	-
2005-06	Rochester	AHL	40	2,318	124	3.21	15-22-1	2	-	-	-	-	-	-
2006-07	NASHVILLE	NHL	1	20	2	6.00	0-0-0	0	-	-	-	-	-	-
	PHILADELPHIA	NHL	4	195	12	3.70	2-2-0	0	-	-	-	-	-	-
	Portland	AHL	16	962	37	2.31	8-6-1	2	-	-	-	-	-	-
	Philadelphia	AHL	5	270	7	1.56	2-0-2	0	-	-	-	-	-	-
2007-08	PHILADELPHIA	NHL	3	158	7	2.66	1-1-0	0	-	-	-	-	-	-
	Albany	AHL	58	3,451	121	2.10	28-25-4	7	7	510	10	1.18	3-4	2
2008-09	CAROLINA	NHL	19	1,029	50	2.92	6-7-2	0	-	-	-	-	-	-
2009-10	PHILADELPHIA	NHL	27	1,449	60	2.48	16-5-2	1	14	757	31	2.46	8-3	3
	CAROLINA	NHL	7	350	25	4.29	1-4-0	0	-	-	-	-	-	-
2010-11	PHILADELPHIA	NHL	1	60	4	4.00	1-0-0	0	2	70	4	3.43	0-1	0
	Adirondack	AHL	30	1,783	66	2.22	14-12-3	5	-	-	-	-	-	-
2011-12	Adirondack	AHL	56	3,237	139	2.58	28-26-1	2	-	-	-	-	-	-
2012-13	PHILADELPHIA	NHL	1	59	5	5.08	0-1-0	0	-	-	-	-	-	-
	Adirondack	AHL	2	119	4	2.02	1-1-0	0	-	-	-	-	-	-
2013-14	Donbass Donetsk	KHL	42	2,448	71	1.74	20-16-0	6	8	467	20	2.57	3-4	0

LEADERSHIP

PLAYERS

2013-14

OPPONENTS

TRADITION

RECORDS


PLAYOFFS

HISTORY

MINORS

NHL

MEDIA



DREW LEBLANC

CENTER

SHOOTS: LEFT

HEIGHT: 6'0"

WEIGHT: 185


BIRTHDATE: JUNE 29, 1989

BIRTHPLACE: DULUTH, MINN.

ACQUIRED: SIGNED AS A FREE AGENT ON APRIL 12, 2013

STATISTICS

SEASON	TEAM	LEAGUE	REGULAR SEASON							PLAYOFFS						
			GP	G	A	PTS	+/-	PIM		GP	G	A	PTS	+/-	PIM	
2006-07	Chicago	USHL	14	0	5	5	-12	20		5	0	2	2	1	4	
2007-08	Chicago	USHL	58	19	35	54	27	36		7	3	1	4	-5	4	
2008-09	St. Cloud State	WCHA	38	8	7	15	-1	20		-	-	-	-	-	-	
2009-10	St. Cloud State	WCHA	43	6	25	31	2	10		-	-	-	-	-	-	
2010-11	St. Cloud State	WCHA	38	13	26	39	-3	18		-	-	-	-	-	-	
2011-12	St. Cloud State	WCHA	10	2	10	12	8	4		-	-	-	-	-	-	
2012-13	St. Cloud State	WCHA	42	13	37	50	14	14		-	-	-	-	-	-	
	CHICAGO	NHL	2	0	0	0	-3	0		-	-	-	-	-	-	
	USA	WC	6	0	3	3	1	0		-	-	-	-	-	-	
2013-14	Rockford	AHL	76	7	15	22	-4	18		-	-	-	-	-	-	



BRANDON MASHINTER

LEFT WING

SHOOTS: LEFT

HEIGHT: 6'4"

WEIGHT: 222

BIRTHDATE: SEPT. 20, 1988

BIRTHPLACE: BRADFORD, ONTARIO

ACQUIRED: FROM NY RANGERS FOR KYLE BEACH ON DEC. 16, 2013

STATISTICS

SEASON	TEAM	LEAGUE	REGULAR SEASON							PLAYOFFS						
			GP	G	A	PTS	+/-	PIM		GP	G	A	PTS	+/-	PIM	
2004-05	Toronto	OPIHL	49	3	6	9	-	19		-	-	-	-	-	-	
	Sarnia	OHL	8	0	0	0	-5	9		-	-	-	-	-	-	
2005-06	Sarnia	OHL	65	6	1	7	-23	65		-	-	-	-	-	-	
2006-07	Sarnia	OHL	55	7	8	15	4	49		4	0	2	2	1	0	
2007-08	Kitchener	OHL	62	10	10	20	5	84		20	2	2	4	1	16	
2008-09	Kitchener	OHL	21	14	12	26	0	24		-	-	-	-	-	-	
	Belleville	OHL	31	20	12	32	14	32		17	8	3	11	-4	13	
2009-10	Worcester	AHL	79	22	15	37	1	117		11	1	5	6	3	6	
2010-11	SAN JOSE	NHL	13	0	0	0	-2	17		-	-	-	-	-	-	
	Worcester	AHL	62	14	19	33	-2	96		-	-	-	-	-	-	
2011-12	Worcester	AHL	65	16	17	33	-11	67		-	-	-	-	-	-	
2012-13	NY RANGERS	NHL	4	0	0	0	-2	0		-	-	-	-	-	-	
	Worcester	AHL	30	2	3	5	-11	44		-	-	-	-	-	-	
	Connecticut	AHL	35	10	9	19	-2	52		-	-	-	-	-	-	
2013-14	NY RANGERS	NHL	6	0	0	0	-1	10		-	-	-	-	-	-	
	Hartford	AHL	11	1	6	7	3	15		-	-	-	-	-	-	
	Rockford	AHL	47	14	14	28	-8	79		-	-	-	-	-	-	

LEADERSHIP

PLAYERS

2013-14

OPPONENTS

TRADITION

RECORDS


PLAYOFFS

HISTORY

MINORS

NHL

MEDIA



MARK MCNEILL

RIGHT WING

SHOOTS: RIGHT

HEIGHT: 6'1"

WEIGHT: 214

BIRTHDATE: FEB. 22, 1993

BIRTHPLACE: LANGLEY, BRITISH COLUMBIA

ACQUIRED: 2011 NHL DRAFT (ROUND 1, 18TH OVERALL)

STATISTICS

SEASON	TEAM	LEAGUE	GP	REGULAR SEASON					PIM	PLAYOFFS					PIM
				G	A	PTS	+/-			GP	G	A	PTS	+/-	
2008-09	Prince Albert	WHL	4	0	0	0	-2	0	-	-	-	-	-	-	-
	SSAC	AMHL	33	21	18	39	-	38	4	2	0	2	-	2	2
2009-10	Prince Albert	WHL	68	9	15	24	-10	27	-	-	-	-	-	-	-
2010-11	Prince Albert	WHL	70	32	49	81	-4	53	6	2	3	5	2	2	2
	Canada	WJC U18	7	0	6	6	-3	2	-	-	-	-	-	-	-
2011-12	Prince Albert	WHL	69	31	40	71	-10	48	-	-	-	-	-	-	-
	Rockford	AHL	7	0	0	0	-2	12	-	-	-	-	-	-	-
2012-13	Prince Albert	WHL	65	25	42	67	4	43	4	1	3	4	-5	4	4
	Canada	WJC	6	0	0	0	-1	2	-	-	-	-	-	-	-
	Rockford	AHL	5	0	0	0	-1	0	-	-	-	-	-	-	-
2013-14	Rockford	AHL	76	18	19	37	-12	46	-	-	-	-	-	-	-



DENNIS RASMUSSEN

CENTER

SHOOTS: LEFT

HEIGHT: 6'3"

WEIGHT: 201

BIRTHDATE: JULY 3, 1990

BIRTHPLACE: VASTERAS, SWEDEN

ACQUIRED: SIGNED AS A FREE AGENT ON JUNE 10, 2014

STATISTICS

SEASON	TEAM	LEAGUE	GP	REGULAR SEASON					PIM	PLAYOFFS					PIM
				G	A	PTS	+/-			GP	G	A	PTS	+/-	
2006-07	Vasteras J18	SWE-2 J18	14	6	10	16	-	14	5	2	1	3	-	2	2
2007-08	Vasteras J20	SuperElit	39	8	11	19	-	38	3	1	2	3	-	8	8
2008-09	Vasteras IK	SWE-2	15	2	1	3	2	4	5	3	1	4	0	0	0
	Vasteras J20	SuperElit	40	19	25	44	-	18	3	1	3	4	-	0	0
2009-10	Vasteras IK	SWE-2	44	4	13	17	-10	20	-	-	-	-	-	-	-
	Vasteras J20	SuperElit	3	1	3	4	-	29	5	1	4	5	-	2	2
	Sweden	WJC	6	2	1	3	3	2	-	-	-	-	-	-	-
2010-11	Vasteras IK	SWE-2	48	10	23	33	10	16	6	3	2	5	2	0	0
2011-12	Vaxjo	SWE	55	8	9	17	-7	10	-	-	-	-	-	-	-
2012-13	Vaxjo	SWE	42	16	12	28	-1	28	-	-	-	-	-	-	-
2013-14	Vaxjo	SWE	52	16	24	40	6	20	12	2	4	6	0	6	6
	Sweden	WC	9	0	1	1	0	0	-	-	-	-	-	-	-



GARRET ROSS

LEFT WING

SHOOTS: LEFT

HEIGHT: 6'0"

WEIGHT: 182

BIRTHDATE: MAY 26, 1992

BIRTHPLACE: DEARBORN HEIGHTS, MICH.

ACQUIRED: 2012 NHL DRAFT (ROUND 5, 139TH OVERALL)

STATISTICS

SEASON	TEAM	LEAGUE	REGULAR SEASON						PLAYOFFS					
			GP	G	A	PTS	+/-	PIM	GP	G	A	PTS	+/-	PIM
2009-10	Saginaw	OHL	43	7	4	11	-1	103	6	0	0	0	0	12
2010-11	Saginaw	OHL	53	6	9	15	-6	111	12	3	1	4	-8	8
2011-12	Saginaw	OHL	60	25	29	54	13	93	12	6	4	10	1	23
2012-13	Saginaw	OHL	61	44	46	90	31	114	4	0	3	3	-5	8
	Rockford	AHL	2	0	0	0	0	5	-	-	-	-	-	-
2013-14	Rockford	AHL	74	15	19	34	12	78	-	-	-	-	-	-



KENT SIMPSON

GOALTENDER

CATCHES: LEFT

HEIGHT: 6'2"

WEIGHT: 190

BIRTHDATE: MARCH 26, 1992

BIRTHPLACE: EDMONTON, ALBERTA

ACQUIRED: 2010 NHL DRAFT (ROUND 2, 58TH OVERALL)

STATISTICS

SEASON	TEAM	LEAGUE	GP	MINS	GA	GAA	W-L-OTL	SO		GP	MINS	GA	GAA	W-L	SO
2007-08	AMC Bulldogs	AB-M	20	1,126	93	4.96	4-10-6	-		-	-	-	-	-	-
	Everett	WHL	1	29	1	2.07	0-0-0	0		-	-	-	-	-	-
2008-09	Everett	WHL	27	1,451	93	3.85	8-11-4	1		-	-	-	-	-	-
2009-10	Everett	WHL	34	1,938	73	2.26	22-9-1	1		5	298	13	2.62	2-3	1
	Canada	WJC U18	2	44	3	4.11	0-0-0	0		-	-	-	-	-	-
2010-11	Everett	WHL	53	3,132	145	2.78	21-20-9	2		-	-	-	-	-	-
2011-12	Everett	WHL	60	3,481	193	3.33	20-31-7	2		4	225	15	4.00	0-4	0
	Rockford	AHL	1	63	3	2.85	0-0-1	0		-	-	-	-	-	-
2012-13	Toledo	ECHL	41	2,387	94	2.36	20-14-5	2		3	193	11	3.42	0-3	0
	Rockford	AHL	2	98	5	3.07	1-1-0	0		-	-	-	-	-	-
2013-14	CHICAGO	NHL	1	20	2	6.00	0-0-0	0		-	-	-	-	-	-
	Rockford	AHL	31	1,615	98	3.64	11-14-1	0		-	-	-	-	-	-

LEADERSHIP

PLAYERS

2013-14

OPPONENTS

TRADITION

RECORDS


PLAYOFFS

HISTORY

MINORS

NHL

MEDIA



VIKTOR SVEDBERG

DEFENSE

SHOOTS: LEFT

HEIGHT: 6'8"

WEIGHT: 234


BIRTHDATE: MAY 24, 1991

BIRTHPLACE: GOTHENBURG, SWEDEN

ACQUIRED: SIGNED AS A FREE AGENT ON OCT. 19, 2013

STATISTICS

SEASON	TEAM	LEAGUE	REGULAR SEASON							PLAYOFFS					
			GP	G	A	PTS	+/-	PIM		GP	G	A	PTS	+/-	PIM
2007-08	Rogle J18	J18 Elit	27	3	7	10	-	28		-	-	-	-	-	-
2008-09	Rogle	SWE	-	-	-	-	-	-		1	0	0	0	-2	0
	Rogle J20	SuperElit	38	5	11	16	-	79		-	-	-	-	-	-
	Rogle J18	J18 Elit	11	1	4	5	-	24		-	-	-	-	-	-
2009-10	Frolunda J20	SuperElit	40	4	10	14	-	85		-	-	-	-	-	-
2010-11	Frolunda	SWE	9	0	0	0	0	0		-	-	-	-	-	-
	Frolunda J20	SuperElit	41	5	17	22	-	73		7	0	1	1	-	10
2011-12	Frolunda	SWE	55	3	2	5	-2	20		6	0	0	0	-1	0
	Frolunda J20	SuperElit	6	1	2	3	4	4		-	-	-	-	-	-
2012-13	Frolunda	SWE	51	0	2	2	-3	24		6	0	0	0	-1	4
	Frolunda J20	SuperElit	1	0	0	0	-1	2		-	-	-	-	-	-
2013-14	Rockford	AHL	35	2	7	9	5	26		-	-	-	-	-	-



TREVOR VAN RIEMSDYK

DEFENSE

SHOOTS: RIGHT

HEIGHT: 6'2"

WEIGHT: 186

BIRTHDATE: JULY 24, 1991

BIRTHPLACE: MIDDLETOWN, N.J.

ACQUIRED: SIGNED AS A FREE AGENT ON MARCH 24, 2014

STATISTICS

SEASON	TEAM	LEAGUE	REGULAR SEASON							PLAYOFFS					
			GP	G	A	PTS	+/-	PIM		GP	G	A	PTS	+/-	PIM
2009-10	New Hampshire	EJHL	31	8	27	35	-	4		4	0	3	3	-	0
2010-11	New Hampshire	EJHL	39	16	22	38	-	20		6	2	3	5	-	4
2011-12	New Hampshire	H-EAST	37	4	15	19	7	24		-	-	-	-	-	-
2012-13	New Hampshire	H-EAST	39	8	25	33	10	8		-	-	-	-	-	-
2013-14	New Hampshire	H-EAST	26	4	19	23	13	10		-	-	-	-	-	-



CHRIS CALNAN

RIGHT WING

SHOOTS: RIGHT

HEIGHT: 6'2"

WEIGHT: 203

BIRTHDATE: MAY 5, 1994

BIRTHPLACE: BOSTON, MASS.

ACQUIRED: 2012 NHL DRAFT (ROUND 3, 79TH OVERALL)

STATISTICS

SEASON	TEAM	LEAGUE	GP	REGULAR SEASON					PIM	PLAYOFFS					PIM
				G	A	PTS	+/-			GP	G	A	PTS	+/-	
2010-11	Neponset	MASS-M	11	7	11	18	-	28	-	-	-	-	-	-	-
	Noble	HIGH-MA	27	14	11	25	-	8	-	-	-	-	-	-	-
2011-12	Cape Cod	MASS-M	32	21	28	49	-	-	-	-	-	-	-	-	-
	Noble	HIGH-MA	27	28	27	55	-	13	-	-	-	-	-	-	-
2012-13	South Shore	EJHL	31	27	22	49	-	35	2	2	0	2	-	2	2
2013-14	Boston College	H-EAST	37	4	9	13	12	23	-	-	-	-	-	-	-



CARL DAHLSTROM

DEFENSE

SHOOTS: LEFT

HEIGHT: 6'4"

WEIGHT: 223

BIRTHDATE: JAN. 28, 1995

BIRTHPLACE: STOCKHOLM, SWEDEN

ACQUIRED: 2013 NHL DRAFT (ROUND 2, 51ST OVERALL)

STATISTICS

SEASON	TEAM	LEAGUE	GP	REGULAR SEASON					PIM	PLAYOFFS					PIM
				G	A	PTS	+/-			GP	G	A	PTS	+/-	
2010-11	Djurgarden U16	U16 SWE	6	2	1	3	1	25	-	-	-	-	-	-	-
	Djurgarden J18	J18 SWE-2	1	0	0	0	-	0	-	-	-	-	-	-	-
2011-12	Djurgarden J18	J18 Elit	20	1	7	8	22	2	-	-	-	-	-	-	-
	Djurgarden J18	J18 SWE-2	17	1	6	7	9	2	4	0	3	3	5	0	0
2012-13	Linkoping J18	J18 Elit	2	2	0	2	1	0	-	-	-	-	-	-	-
	Linkoping J18	J18 SWE-2	1	0	2	2	4	2	2	0	0	0	-1	2	2
	Linkoping J20	SuperElit	37	5	8	13	18	12	5	1	1	2	-1	4	4
2013-14	Linkoping	SWE	12	0	1	1	0	0	14	1	2	3	-6	2	2
	Linkoping J20	SuperElit	23	2	12	14	12	6	-	-	-	-	-	-	-

LEADERSHIP

PLAYERS

2013-14

OPPONENTS

TRADITION

RECORDS

PLAYOFFS

HISTORY

MINORS

NHL

MEDIA




JOHN HAYDEN

CENTER

SHOOTS: RIGHT
 HEIGHT: 6'3"
 WEIGHT: 217
 BIRTHDATE: FEB. 14, 1995
 BIRTHPLACE: CHICAGO, ILL.
 ACQUIRED: 2013 NHL DRAFT (ROUND 3, 74TH OVERALL)

STATISTICS

SEASON	TEAM	LEAGUE	REGULAR SEASON						PLAYOFFS					
			GP	G	A	PTS	+/-	PIM	GP	G	A	PTS	+/-	PIM
2011-12	USNTDP	U17	55	11	15	26	-	65	2	0	2	2	-2	2
2012-13	USNTDP	U18	53	17	17	34	-	80	-	-	-	-	-	-
	USA	WJC U18	7	1	1	2	3	6	-	-	-	-	-	-
2013-14	Yale	ECAC	33	6	10	16	-3	18	-	-	-	-	-	-




VINCENT HINOSTROZA

CENTER

SHOOTS: RIGHT
 HEIGHT: 5'9"
 WEIGHT: 158
 BIRTHDATE: APRIL 3, 1994
 BIRTHPLACE: CHICAGO, ILL.
 ACQUIRED: 2012 NHL DRAFT (ROUND 6, 169TH OVERALL)

STATISTICS

SEASON	TEAM	LEAGUE	REGULAR SEASON						PLAYOFFS					
			GP	G	A	PTS	+/-	PIM	GP	G	A	PTS	+/-	PIM
2009-10	Chicago	MWEHL	34	13	21	34	-	38	-	-	-	-	-	-
2010-11	Waterloo	USHL	50	8	14	22	-1	36	-	-	-	-	-	-
2011-12	Waterloo	USHL	55	20	24	44	11	56	1	0	0	0	0	0
2012-13	Waterloo	USHL	46	25	35	60	22	14	5	4	3	7	0	8
2013-14	Notre Dame	H-EAST	34	8	24	32	6	4	-	-	-	-	-	-
	USA	WJC	5	3	2	5	2	0	-	-	-	-	-	-



MATHESON IACOPELLI

RIGHT WING

SHOOTS: LEFT
 HEIGHT: 6'2"
 WEIGHT: 192
 BIRTHDATE: MAY 15, 1994
 BIRTHPLACE: WOODHAVEN, MICH.
 ACQUIRED: 2014 NHL DRAFT (ROUND 3, 83RD OVERALL)

STATISTICS

SEASON	TEAM	LEAGUE	REGULAR SEASON						PLAYOFFS					
			GP	G	A	PTS	+/-	PIM	GP	G	A	PTS	+/-	PIM
2011-12	Little Caesars U18	HPHL U18	17	5	5	10	-	6	-	-	-	-	-	-
	Texas	NAHL	1	0	0	0	-1	0	-	-	-	-	-	-
2012-13	Belle Tire U18	TIEHL U18	39	26	20	46	-	65	5	0	2	2	-	6
	Springfield	NAHL	4	3	1	4	2	0	-	-	-	-	-	-
2013-14	Muskegon	USHL	58	41	23	64	12	47	-	-	-	-	-	-



SAM JARDINE

DEFENSE

SHOOTS: LEFT

HEIGHT: 6'2"

WEIGHT: 204

BIRTHDATE: AUG. 12, 1993

BIRTHPLACE: LACOMBE, ALBERTA

ACQUIRED: 2011 NHL DRAFT (ROUND 6, 169TH OVERALL)

STATISTICS

SEASON	TEAM	LEAGUE	GP	REGULAR SEASON					PIM	PLAYOFFS					PIM
				G	A	PTS	+/-			GP	G	A	PTS	+/-	
2009-10	Camrose	AJHL	3	0	0	0	-	2	-	-	-	-	-	-	-
2010-11	Camrose	AJHL	50	6	16	22	-	56	23	4	7	11	-	-	24
2011-12	Camrose	AJHL	51	11	19	30	-	83	4	0	2	2	-	-	19
2012-13	Ohio State	CCHA	28	0	7	7	-1	48	-	-	-	-	-	-	-
2013-14	Ohio State	BIG10	36	1	12	13	7	41	-	-	-	-	-	-	-



LUKE JOHNSON

CENTER

SHOOTS: RIGHT

HEIGHT: 5'11"

WEIGHT: 179

BIRTHDATE: SEPT. 19, 1994

BIRTHPLACE: GRAND FORKS, N.D.

ACQUIRED: 2013 NHL DRAFT (ROUND 5, 134TH OVERALL)

STATISTICS

SEASON	TEAM	LEAGUE	GP	REGULAR SEASON					PIM	PLAYOFFS					PIM
				G	A	PTS	+/-			GP	G	A	PTS	+/-	
2011-12	Lincoln	USHL	55	20	35	55	22	52	8	1	1	2	-2	2	2
2012-13	Lincoln	USHL	57	19	27	46	17	32	5	0	0	0	-2	0	0
2013-14	North Dakota	NCHC	42	8	13	21	9	26	-	-	-	-	-	-	-



ANTHONY LOUIS

CENTER

SHOOTS: LEFT

HEIGHT: 5'7"

WEIGHT: 145

BIRTHDATE: FEB. 10, 1995

BIRTHPLACE: WHEATON, ILL.

ACQUIRED: 2013 NHL DRAFT (ROUND 6, 181ST OVERALL)

STATISTICS

SEASON	TEAM	LEAGUE	GP	REGULAR SEASON					PIM	PLAYOFFS					PIM
				G	A	PTS	+/-			GP	G	A	PTS	+/-	
2011-12	USNTDP	U17	49	27	14	41	-	16	-	-	-	-	-	-	-
	USNTDP	U18	7	0	1	1	-	2	-	-	-	-	-	-	-
	USA	WJC U18	6	0	1	1	3	2	-	-	-	-	-	-	-
2012-13	USNTDP	U18	62	22	29	51	-	20	-	-	-	-	-	-	-
	USA	U18	7	1	3	4	-1	2	-	-	-	-	-	-	-
2013-14	Miami (Ohio)	NCHC	36	12	13	25	-4	10	-	-	-	-	-	-	-

LEADERSHIP

PLAYERS

2013-14

OPPONENTS

TRADITION

RECORDS


PLAYOFFS

HISTORY

MINORS

NHL

MEDIA



NICK MATTSON

DEFENSE

SHOOTS: LEFT

HEIGHT: 6'1"

WEIGHT: 189


BIRTHDATE: OCT. 25, 1991

BIRTHPLACE: SALEM, ORE.

ACQUIRED: 2010 NHL DRAFT (ROUND 6, 180TH OVERALL)

STATISTICS

SEASON	TEAM	LEAGUE	GP	REGULAR SEASON						PLAYOFFS					
				G	A	PTS	+/-	PIM		GP	G	A	PTS	+/-	PIM
2007-08	USNTDP	U18	43	1	10	11	-4	16		3	0	0	0	0	0
		U17	19	0	9	9	-	14		-	-	-	-	-	-
2008-09	USNTDP	U18	47	3	14	17	-	4		-	-	-	-	-	-
		WJC U18	7	1	2	3	1	2		-	-	-	-	-	-
2009-10	Indiana	USHL	51	5	14	19	-7	14		9	0	6	6	-1	2
2010-11	Indiana	USHL	57	6	30	36	33	12		5	0	2	2	-	0
2011-12	North Dakota	WCHA	42	6	13	19	4	10		-	-	-	-	-	-
2012-13	North Dakota	WCHA	38	3	12	15	9	8		-	-	-	-	-	-
2013-14	North Dakota	NCHC	40	4	19	23	8	6		-	-	-	-	-	-



TYLER MOTTE

CENTER

SHOOTS: LEFT

HEIGHT: 5'9"

WEIGHT: 190


BIRTHDATE: MARCH 10, 1995

BIRTHPLACE: PORT HURON, MICH.

ACQUIRED: 2013 NHL DRAFT (ROUND 4, 121ST OVERALL)

STATISTICS

SEASON	TEAM	LEAGUE	GP	REGULAR SEASON						PLAYOFFS					
				G	A	PTS	+/-	PIM		GP	G	A	PTS	+/-	PIM
2011-12	USNTDP	U17	53	25	16	41	-5	62		2	2	0	2	-4	0
		U18	2	1	0	1	-	0		-	-	-	-	-	-
2012-13	USNTDP	U18	67	26	19	45	14	50		-	-	-	-	-	-
		WJC U18	7	5	2	7	5	4		-	-	-	-	-	-
2013-14	Michigan	BIG10	34	9	9	18	9	22		-	-	-	-	-	-



IVAN NALIMOV

GOALTENDER

CATCHES: LEFT

HEIGHT: 6'4"

WEIGHT: 210


BIRTHDATE: MARCH 12, 1994

BIRTHPLACE: NOVOKUZNETSK, RUSSIA

ACQUIRED: 2014 NHL DRAFT (ROUND 6, 179TH OVERALL)

STATISTICS

SEASON	TEAM	LEAGUE	REGULAR SEASON							PLAYOFFS					
			GP	MINS	GA	GAA	W-L-T	SO		GP	MINS	GA	GAA	W-L	SO
2011-12	SKA-1946	MHL	20	966	36	2.24	7-6-3	1		-	-	-	-	-	-
	Russia	WJC U18	1	60	1	1.00	1-0-0	0		-	-	-	-	-	-
2012-13	SKA-1946	MHL	47	2,772	98	2.12	23-11-10	4		7	388	21	3.25	3-4	0
2013-14	SKA Kareliya	VHL	1	60	1	1.00	1-0-0	0		-	-	-	-	-	-
	SKA St. Petersburg	MHL	12	634	30	2.84	5-7-0	0		1	12	2	10.06	0-0	0
	Russia	WJC	2	90	4	2.65	0-1-0	0		-	-	-	-	-	-



ROBIN NORELL

DEFENSE

SHOOTS: LEFT

HEIGHT: 5'11"

WEIGHT: 189

BIRTHDATE: FEB. 18, 1995

BIRTHPLACE: STOCKHOLM, SWEDEN

ACQUIRED: 2013 NHL DRAFT (ROUND 4, 111TH OVERALL)

STATISTICS

SEASON	TEAM	LEAGUE	REGULAR SEASON							PLAYOFFS					
			GP	G	A	PTS	+/-	PIM		GP	G	A	PTS	+/-	PIM
2011-12	Djurgarden J18	J18 SWE	21	2	6	8	14	6		1	0	0	0	0	0
	Djurgarden J18	J18 Elit	16	0	3	3	3	18		4	0	0	0	0	2
2012-13	Djurgarden J18	J18 SWE	19	9	4	13	16	0		-	-	-	-	-	-
	Djurgarden J18	J18 Elit	11	1	3	4	5	16		9	2	1	3	9	6
	Djurgarden J20	SuperElit	33	1	4	5	-5	4		2	0	0	0	0	2
	Sweden	WJC U18	5	0	0	0	2	2		-	-	-	-	-	-
2013-14	Djurgarden	SWE-2	22	0	5	5	10	10		10	0	1	1	-4	0
	Djurgarden J20	SuperElit	1	0	0	0	-2	0		-	-	-	-	-	-
	Sweden	WJC	7	1	0	1	3	2		-	-	-	-	-	-

LEADERSHIP

PLAYERS

2013-14

OPPONENTS

TRADITION

RECORDS


PLAYOFFS

HISTORY

MINORS

NHL

MEDIA



FREDRIK OLOFSSON

LEFT WING

SHOOTS: LEFT

HEIGHT: 6'2"

WEIGHT: 192


BIRTHDATE: MAY 27, 1996

BIRTHPLACE: HELSINGBORG, SWEDEN

ACQUIRED: 2014 NHL DRAFT (ROUND 4, 98TH OVERALL)

STATISTICS

SEASON	TEAM	LEAGUE	GP	REGULAR SEASON						PLAYOFFS					
				G	A	PTS	+/-	PIM		GP	G	A	PTS	+/-	PIM
2012-13	Green Bay	USHL	8	0	0	0	-3	0		-	-	-	-	-	-
2013-14	Green Bay	USHL	28	2	4	6	-6	21		-	-	-	-	-	-
	Chicago	USHL	24	4	11	15	-2	24		-	-	-	-	-	-



MICHAEL PALIOTTA

DEFENSE

SHOOTS: RIGHT

HEIGHT: 6'3"

WEIGHT: 207

BIRTHDATE: APRIL 6, 1993

BIRTHPLACE: WESTPORT, CONN.

ACQUIRED: 2011 NHL DRAFT (ROUND 3, 70TH OVERALL)

STATISTICS

SEASON	TEAM	LEAGUE	GP	REGULAR SEASON						PLAYOFFS					
				G	A	PTS	+/-	PIM		GP	G	A	PTS	+/-	PIM
2009-10	USNTDP	U17	50	2	12	14	-23	53		-	-	-	-	-	-
2010-11	USNTDP	U18	60	1	14	15	0	77		-	-	-	-	-	-
	USA	WJC U18	6	0	1	1	-1	2		-	-	-	-	-	-
2011-12	Vermont	H-EAST	30	4	6	10	-20	44		-	-	-	-	-	-
2012-13	Vermont	H-EAST	35	1	9	10	0	50		-	-	-	-	-	-
2013-14	Vermont	H-EAST	38	5	22	27	6	51		-	-	-	-	-	-



ROBIN PRESS

DEFENSE

SHOOTS: RIGHT

HEIGHT: 6'3"

WEIGHT: 205

BIRTHDATE: DEC. 21, 1994

BIRTHPLACE: UPPSALA, SWEDEN

ACQUIRED: 2013 NHL DRAFT (ROUND 7, 211TH OVERALL)

STATISTICS

SEASON	TEAM	LEAGUE	REGULAR SEASON						PLAYOFFS					
			GP	G	A	PTS	+/-	PIM	GP	G	A	PTS	+/-	PIM
2011-12	Almtuna J18	J18 SWE-2	16	4	10	14	2	34	-	-	-	-	-	-
	Almtuna J18	J18 Elit	12	4	6	10	-13	18	-	-	-	-	-	-
	Almtuna J20	J20 Elit	24	15	20	35	12	26	-	-	-	-	-	-
	Almtuna	SWE-2	9	0	1	1	-2	4	-	-	-	-	-	-
2012-13	Sodertälje	SWE-2	41	2	2	4	-2	10	8	0	1	1	-3	4
	Sodertälje J20	SuperElit	26	7	9	16	2	16	3	0	2	2	1	0
2013-14	Sodertälje	SWE-2	51	4	11	15	-3	20	-	-	-	-	-	-
	Sodertälje J20	SuperElit	10	6	7	13	5	6	4	0	3	3	-4	4



JACK RAMSEY

RIGHT WING

SHOOTS: RIGHT

HEIGHT: 6'3"

WEIGHT: 185

BIRTHDATE: NOV. 2, 1995

BIRTHPLACE: FARMINGTON, MICH.

ACQUIRED: 2014 NHL DRAFT (ROUND 7, 208TH OVERALL)

STATISTICS

SEASON	TEAM	LEAGUE	REGULAR SEASON						PLAYOFFS					
			GP	G	A	PTS	+/-	PIM	GP	G	A	PTS	+/-	PIM
2011-12	Minnnetonka HS	HIGH-MN	25	8	14	22	24	6	3	0	0	0	-	0
	Team Southeast	UMHSEHL	4	0	1	1	-	0	-	-	-	-	-	-
	Team Northeast	UMHSEHL	1	0	1	1	-	0	1	0	0	0	-	0
	Metro Northwest	MEPDL	13	5	5	10	10	0	-	-	-	-	-	-
2012-13	Minnnetonka HS	HIGH-MN	22	8	18	26	-	2	2	1	0	1	-	4
	Team Northwest	USHS	19	12	6	18	-	6	-	-	-	-	-	-
2013-14	Pentticon	BCHL	57	9	16	25	0	27	11	1	7	8	0	0

LEADERSHIP

PLAYERS

2013-14

OPPONENTS

TRADITION

RECORDS

PLAYOFFS

HISTORY

MINORS

NHL

MEDIA



NICK SCHMALTZ

CENTER

SHOOTS: RIGHT

HEIGHT: 6'0"

WEIGHT: 171


BIRTHDATE: FEB. 23, 1996

BIRTHPLACE: MADISON, WIS.

ACQUIRED: 2014 NHL DRAFT (ROUND 1, 20TH OVERALL)

STATISTICS

SEASON	TEAM	LEAGUE	GP	REGULAR SEASON						PLAYOFFS					
				G	A	PTS	+/-	PIM		GP	G	A	PTS	+/-	PIM
2011-12	Chicago	TIEHL U16	12	9	11	20	-	4		-	-	-	-	-	-
	Green Bay	USHL	11	1	3	4	7	2		-	-	-	-	-	-
2012-13	Green Bay	USHL	64	18	34	52	2	15		4	1	1	2	-2	0
2013-14	Green Bay	USHL	55	18	45	63	-3	16		4	1	2	3	-1	17
	USNTDP U18	U18	2	0	0	0	-7	0		-	-	-	-	-	-



DYLAN SIKURA

CENTER

SHOOTS: LEFT

HEIGHT: 5'11"

WEIGHT: 143


BIRTHDATE: JUNE 1, 1995

BIRTHPLACE: AURORA, ONTARIO

ACQUIRED: 2014 NHL DRAFT (ROUND 6, 178TH OVERALL)

STATISTICS

SEASON	TEAM	LEAGUE	GP	REGULAR SEASON						PLAYOFFS					
				G	A	PTS	+/-	PIM		GP	G	A	PTS	+/-	PIM
2011-12	Aurora	OJHL	44	6	12	18	-	2		9	2	0	2	-	0
2012-13	Aurora	OJHL	46	8	20	28	-	28		6	0	1	1	-	0
2013-14	Aurora	OJHL	41	17	47	64	-	16		21	10	11	21	-	28



LUC SNUGGERUD

DEFENSE

SHOOTS: LEFT

HEIGHT: 6'0"

WEIGHT: 179

BIRTHDATE: SEPT. 18, 1995

BIRTHPLACE: EDINA, MINN.

ACQUIRED: 2014 NHL DRAFT (ROUND 5, 141ST OVERALL)

STATISTICS

SEASON	TEAM	LEAGUE	GP	REGULAR SEASON						PLAYOFFS					
				G	A	PTS	+/-	PIM		GP	G	A	PTS	+/-	PIM
2013-14	Eden Prairie HS	USHS-MINN	25	8	30	38	1	19		6	1	9	10	-3	2
	Team Southeast	USHS	19	5	16	21	-	8		3	0	2	2	-	2
	Muskegon	USHL	3	1	2	3	3	0		-	-	-	-	-	-
	Omaha	USHL	4	0	2	2	2	6		4	0	1	1	-2	4




ANDREAS SODERBERG

DEFENSE

SHOOTS: LEFT
 HEIGHT: 6'4"
 WEIGHT: 205
 BIRTHDATE: JUNE 16, 1996
 BIRTHPLACE: SKELLEFTEA, SWEDEN
 ACQUIRED: 2014 NHL DRAFT (ROUND 5, 148TH OVERALL)

STATISTICS

SEASON	TEAM	LEAGUE	REGULAR SEASON						PLAYOFFS					
			GP	G	A	PTS	+/-	PIM	GP	G	A	PTS	+/-	PIM
2011-12	Skelleftea U16	U16 SM	3	1	2	3	0	8	-	-	-	-	-	-
	Skelleftea J18	J18 Elit	4	0	2	2	6	0	-	-	-	-	-	-
	Skelleftea J18	J18 SWE-2	6	0	0	0	-1	0	-	-	-	-	-	-
2012-13	Skelleftea J18	J18 Elit	21	4	11	15	8	8	-	-	-	-	-	-
	Skelleftea J18	J18 SWE-2	18	3	7	10	4	16	9	0	3	3	6	2
2013-14	Skelleftea J18	J18 Elit	8	1	1	2	7	14	-	-	-	-	-	-
	Skelleftea J18	J18 SWE-2	4	0	1	1	2	6	3	1	0	1	1	0
	Skelleftea J20	SuperElit	36	1	5	6	3	14	2	1	0	1	-2	0




BEAU STARRETT

CENTER

SHOOTS: LEFT
 HEIGHT: 6'5"
 WEIGHT: 200
 BIRTHDATE: NOV. 1, 1995
 BIRTHPLACE: FRAMINGHAM, MASS.
 ACQUIRED: 2014 NHL DRAFT (ROUND 3, 88TH OVERALL)

STATISTICS

SEASON	TEAM	LEAGUE	REGULAR SEASON						PLAYOFFS					
			GP	G	A	PTS	+/-	PIM	GP	G	A	PTS	+/-	PIM
2013-14	South Shore	USPHL	48	11	36	47	-	94	5	1	0	1	-	2



MATT TOMKINS

GOALTENDER

CATCHES: LEFT
 HEIGHT: 6'3"
 WEIGHT: 194
 BIRTHDATE: JUNE 19, 1994
 BIRTHPLACE: EDMONTON, ALBERTA
 ACQUIRED: 2012 NHL DRAFT (ROUND 7, 199TH OVERALL)

STATISTICS

SEASON	TEAM	LEAGUE	REGULAR SEASON						PLAYOFFS					
			GP	MIN	GA	GAA	W-L-T	SO	GP	MIN	GA	GAA	W-L	SO
2010-11	Sherwood Park	AMHL	16	1,002	-	3.83	-	0	6	333	23	4.14	3-3	0
2011-12	Sherwood Park	AJHL	33	1,898	108	3.41	18-11-2	0	10	595	35	3.53	4-6	1
2012-13	Sherwood Park	AJHL	44	2,533	108	2.56	22-14-6	4	10	607	33	3.26	5-5	0
2013-14	Ohio State	BIG10	17	929	43	2.78	6-7-2	0	-	-	-	-	-	-

LEADERSHIP

PLAYERS

2013-14

OPPONENTS

TRADITION

RECORDS

PLAYOFFS

HISTORY

MINORS

NHL

MEDIA



NICK SCHMALTZ

ROUND 1, 20TH OVERALL

NICK SCHMALTZ

Drafted by the Blackhawks in the first round (20th overall) of the 2014 NHL Draft ... Born on Feb. 23, 1996 ... 6-0, 172-pound center, shoots right ... Paced the United States Hockey League's Green Bay Gamblers with 63 points and 45 assists in 55 regular-season games in 2013-14 ... Shared third on the club with 18 goals, including 11 power-play goals ... Led the team with 63 penalty minutes and 140 shots on goal ... Tallied three points (1G, 2A) in four postseason games ... Notched 119 points (37G, 82A) in 130 career USHL games across three seasons, in addition to five points (2G, 3A) in eight playoff contests ... Won a silver medal with Team USA at the 2013 U18 Ivan Hlinka Memorial Tournament ... Led the squad with eight points (5G, 3A) in five games ... Led the U.S. to a gold medal at the 2013 World Junior A Challenge with a tournament-high 12 points (4G, 8A) in four games ... Named the 2013 World Junior A Challenge MVP ... Collected 117 points (46G, 71A) in 62 games with the Chicago Mission U16 team from 2009-12 ... Committed to attend the University of North Dakota in 2014-15.

MATHESON IACOPELLI

Drafted by the Blackhawks in the third round (83rd overall) of the 2014 NHL Draft ... Born on May 15, 1994 ... 6-2, 192-pound forward, shoots left ... Led the USHL's Muskegon Lumberjacks with 63 points in 58 regular-season games last season ... Paced the league with 41 goals and ranked fourth on the team with 22 assists ... Led the USHL with 283 shots on goal and registered a team-high +12 plus/minus rating ... Shared second in the league with 12 power-play goals and six game-winners ... Recorded a season-high three goals on Dec. 29 vs. Youngstown ... Named to the 2013-14 All-USHL First Team.

BEAU STARRETT

Drafted by the Blackhawks in the third round (88th overall) of the 2014 NHL Draft ... Born on Nov. 1, 1995 ... 6-5, 195-pound forward, shoots left ... Recorded 47 points (11G, 36A) in 52 regular-season games split between the USHL's Chicago Steel and Green Bay Gamblers ... Posted two goals and four assists in 28 games with the Gamblers and added 15 points (4G, 11A) in 24 games with the Steel ... Recorded a season-long four-game point streak (3G, 3A) from Feb. 15-22 with Chicago ... Recorded one goal in five postseason contests ... Tallied three helpers in as many games during the USPHL Winter Showcase.

FREDRIK OLOFSSON

Drafted by the Blackhawks in the fourth round (98th overall) of the 2014 NHL Draft ... Born on May 27, 1996 ... 6-1, 185-pound forward, shoots left ... Tallied 21 points (6G, 15A) in 52 regular-season games split between the USHL's Chicago Steel and Green Bay Gamblers ... Posted two goals and four assists in 28 games with the Gamblers and added 15 points (4G, 11A) in 24 games with the Steel ... Recorded a season-long four-game point streak (3G, 3A) from Feb. 15-22 with Chicago ... Recorded one assist in four games at the 2013 U18 Ivan Hlinka Memorial Tournament.



BEAU STARRETT ROUND 3, 88TH OVERALL

LUC SNUGERUD

Drafted by the Blackhawks in the fifth round (141st overall) of the 2014 NHL Draft ... Born on Sept. 18, 1995 ... 5-11, 165-pound defenseman, shoots left ... Ranked second on Eden Prairie High School with 38 points (8G, 30A) in 25 regular-season games ... Notched 10 points (1G, 9A) in six postseason contests ... Served as Eden Prairie's team captain ... Helped the club earn a semifinal berth at the 2013-14 Minnesota State Class AA boys' hockey tournament ... Named the winner of the 2014 Reed Larson Award, presented to Minnesota's top senior boys' high school defenseman ... Named a finalist for the 2014 Mr. Hockey Award ... Finished his high school career with 108 points (19G, 89A) in 81 career games ... Posted five points (1G, 4A) in seven regular-season games split between the USHL's Muskegon and Omaha Lancers ... Added one assist in four postseason contests with Omaha ... Committed to attend the University of Nebraska-Omaha in 2014-15.

ANDREAS SODERBERG

Drafted by the Blackhawks in the fifth round (148th overall) of the 2014 NHL Draft ... Born on June 16, 1996 ... 6-4, 200-pound defenseman, shoots left ... Split the season between Sweden's Skelleftea J20 and J18 clubs ... Tallied six points (1G, 5A) and 14 PIM in 36 contests with Skelleftea J20 and added three points (1G, 2A) in 12 contests with Skelleftea J18 ... Recorded 30 points (8G, 22A) in 61 contests with the Skelleftea J18 team across three seasons.

DYLAN SIKURA

Drafted by the Blackhawks in the sixth round (178th overall) of the 2014 NHL Draft ... Born on July 1, 1995 ... 5-10, 165-pound center, shoots left ... Ranked second on the Ontario Junior Hockey League's Aurora Tigers with a career-high 64 points ... Shared fourth in the league with a team-high 47 assists in 41 regular-season contests ... Tallied three game-winning goals ... Paced the Tigers with 21 points (10G, 11A) in 21 playoff contests ... Named to Team East of the Canadian Junior Hockey League's Prospect Game for the second consecutive season ... Tallied 111 points (31G, 80A) in 132 career OJHL regular-season games across three seasons ... Notched 24 points (12G, 12A) in 36 playoff games ... Committed to attend Northeastern University in 2014-15.

IVAN NALIMOV

Drafted by the Blackhawks in the sixth round (179th overall) of the 2014 NHL Draft ... Born on Aug. 12, 1994 ... 6-4, 213-pound goalie, catches left ... notched a 5-7 record, 2.84 goals-against average and .894 save percentage in 12 games with Russia's SKA St. Petersburg-2 ... Won a bronze medal with Team Russia at the 2014 World Junior Championship, recording one loss during the tournament ... Posted career-high 23-11 mark with four shutouts, a 2.12 GAA and .931 SV% in 47 regular-season games with SKA St. Petersburg 2 in the 2012-13 season ... Registered a 3-4 record in seven 2013 postseason contests.

JACK RAMSEY

Drafted by the Blackhawks in the seventh round (208th overall) of the 2014 NHL Draft ... Born on Nov. 2, 1995 ... 6-2, 172-pound forward, shoots left ... Recorded 25 points (9G, 16A) in 57 regular-season games with the British Columbia Hockey League's Penticton Vees ... Added three power-play goals and 27 PIM last season ... Shared fourth on the team with eight points (1G, 7A) in 11 postseason contests ... Tallied 48 points (16G, 32A) in 47 contests from 2011-13 with Minnesota's Minnetonka High School ... Posted 18 points (12G, 6A) in 19 regular-season games with Team Northwest of the Upper Midwest High School Elite Hockey League in 2012-13.

ALL-TIME DRAFT SELECTIONS

LEADERSHIP

PLAYERS

2013-14

OPPONENTS

TRADITION

RECORDS

PLAYOFFS

HISTORY


MINORS

NHL

MEDIA



RYAN HARTMAN
2013



TEUVO TERAVAINEN
2012



BRANDON SAAD
2011

2014 PHILADELPHIA

NAME	RD	PK	POS
Nick Schmaltz	1	20	C
Matheson Iacopelli	3	83	RW
Beau Starrett	3	88	C/LW
Fredrik Olofsson	4	98	LW
Luc Snuggerud	5	141	D
Andreas Soderberg	5	148	D
Dylan Sikura	6	178	C
Ivan Nalimov	6	179	G
Jack Ramsey	7	208	RW

AMATEUR TEAM
Green Bay
Muskegon
South Shore
Chicago/Green Bay
Eden Prairie HS
Skelleftea-Jr.
Aurora
SKA St. Petersburg-2
Penticton

2013 NEWARK, N.J.

NAME	RD	PK	POS
Ryan Hartman	1	30	RW
Carl Dahlstrom	2	51	D
John Hayden	3	74	C
Robin Norell	4	111	D
Tyler Motte	5	121	C
Luke Johnson	5	134	C
Anthony Louis	6	181	C
Robin Press	7	211	D

AMATEUR TEAM
Plymouth
Linkoping-Jr.
U.S. National U18
Djurgarden-Jr.
U.S. National U18
Lincoln
U.S. National U18
Sodertalje

2012 PITTSBURGH

NAME	RD	PK	POS
Teuvo Teravainen	1	18	LW
Dillon Fournier	2	48	D
Chris Calnan	3	79	RW
Garret Ross	5	139	LW
Travis Brown	5	149	D
Vincent Hinostroza	6	169	C
Brandon Whitney	7	191	G
Matt Tomkins	7	199	G

AMATEUR TEAM
Jokerit
Rouyn-Noranda
Nobles HS
Saginaw
Moose Jaw
Waterloo
Victoriaville
Sherwood Park

2011 MINNEAPOLIS

NAME	RD	PK	POS
Mark McNeill	1	18	C
Phillip Danault	1	26	C
Adam Clendening	2	36	D
Brandon Saad	2	43	LW
Michael Paliotta	3	70	D
Klas Dahlbeck	3	79	D
Maxim Shalunov	4	109	RW
Andrew Shaw	5	139	C
Sam Jardine	6	169	D
Alexander Broadhurst	7	199	C
Johan Mattsson	7	211	G

AMATEUR TEAM
Prince Albert
Victoriaville
Boston University
Saginaw
U.S. National U18
Linkoping
Chelyabinsk 2
Owen Sound
Camrose
Green Bay
Sodertalje-Jr.

2010 LOS ANGELES

NAME	RD	PK	POS
Kevin Hayes	1	24	RW
Ludvig Rensfeldt	2	35	LW
Justin Holl	2	54	D
Kent Simpson	2	58	G
Stephen Johns	2	60	D
Joakim Nordstrom	3	90	C
Rob Flick	4	120	C
Mirko Hoefflin	6	151	C
Nick Mattson	6	180	D
Mac Carruth	7	191	G

AMATEUR TEAM
Nobles HS
Brynäs-Jr.
Minnetonka
Everett
U.S. National U18
AIK-Jr.
Mississauga
Mannheim-Jr.
Indiana
Portland

2009 MONTREAL

NAME	RD	PK	POS
Dylan Olsen	1	28	D
Brandon Pirri	2	59	C
Daniel DeLisle	3	89	C
Byron Froese	4	119	C
Marcus Kruger	5	149	C
David Pacan	6	177	C
Paul Phillips	7	195	D
David Gilbert	7	209	C

AMATEUR TEAM
Camrose
Georgetown
Totino Grace HS
Everett
Djurgarden-Jr.
Cumberland
Cedar Rapids
Quebec

ALL-TIME DRAFT SELECTIONS

2008 OTTAWA

NAME	RD	PK	POS	AMATEUR TEAM
Kyle Beach	1	11	LW	Everett
Shawn Lalonde	3	68	D	Belleville
Teigan Zahn	5	132	D	Saskatoon
Jonathan Carlsson	6	162	D	Brynäs IF
Ben Smith	6	169	RW	Boston College
Braden Birch	6	179	D	Oakville
Joe Gleason	7	192	D	Edina

2007 COLUMBUS

NAME	RD	PK	POS	AMATEUR TEAM
Patrick Kane	1	1	RW	London
Bill Sweatt	2	38	LW	Colorado College
Akim Aliu	2	56	RW	Sudbury
Maxime Tanguay	3	69	C	Rimouski
Josh Unice	3	86	G	U.S. National U18
Joseph Lavin	5	126	D	U.S. National U18
Richard Greenop	6	156	C	Windsor

2006 VANCOUVER

NAME	RD	PK	POS	AMATEUR TEAM
Jonathan Toews	1	3	C	Univ. of North Dakota
Igor Makarov	2	33	RW	Krylja
Simon Danis-Pepin	2	61	D	Univ. of Maine
Tony Lagerstrom	3	76	C	Sodertälje Jr.
Ben Shulten	4	95	D	Kingson
Kyle Palmer	4	96	G	US National U18
Jan-Mikael Juutilainen	6	156	C	Jokerit Jr.
Chris Auger	6	169	C	Wellington
Peter LeBlanc	7	186	C	Hamilton

2005 OTTAWA

NAME	RD	PK	POS	AMATEUR TEAM
Jack Skille	1	7	RW	US National U18
Michael Blunden	2	43	RW	Erie
Dan Bertram	2	54	RW	Boston College
Evan Brophey	3	68	C	Belleville
Niklas Hjalmarsson	4	108	D	HV 71 Jr.
Nathan Davis	4	113	C	Miami Univ.
Denis Istomin	4	117	RW	Chelyabinsk
Brennan Turner	5	134	D	Norle Dame Jr.
Joseph Fallon	6	167	G	U. of Vermont
Joe Charlebois	6	188	D	Sioux City
David Kuchejda	7	202	RW	Budejovice Jr.
Adam Hobson	7	203	C	Spokane

2004 RALEIGH, N.C.

NAME	RD	PK	POS	AMATEUR TEAM
Cam Barker	1	3	D	Medicine Hat
Dave Bolland	2	32	C	London
Bryan Bickell	2	41	LW	Ottawa
Ryan Garlock	2	45	C	Windsor

Jakub Sindel	2	54	C	Sparta
Adam Berti	3	68	LW	Oshawa
Mitch Maunu	4	120	D	Windsor
Karel Hromas	4	123	LW	Sparta Jr.
Trevor Kell	5	131	RW	London
Jacob Dowell	5	140	C	Univ. of Wisconsin
Scott McCulloch	6	165	LW	Grande Prairie
Petri Kontiola	7	196	C	Tappara
Troy Brouwer	7	214	RW	Moose Jaw
Jared Walker	7	223	C	Red Deer
Eric Hunter	8	229	C	Prince George
Matthew Ford	8	256	RW	Sioux Falls
Marko Anttila	9	260	RW	Lempäla

2003 NASHVILLE

NAME	RD	PK	POS	AMATEUR TEAM
Brent Seabrook	1	14	D	Lethbridge
Corey Crawford	2	52	G	Moncton
Michal Barinka	2	59	D	Budejovice
Lasse Kukkonen	5	151	D	Karpat
Alexei Ivanov	5	156	C	Yaroslavl Jr.
Johan Andersson	6	181	C	Troja
Mike Brodeur	7	211	G	Camrose
Dustin Byfuglien	8	245	D	Prince George
Michael Gremzy	9	275	D	Chicago
Chris Porter	9	282	C	Lincoln

2002 TORONTO

NAME	RD	PK	POS	AMATEUR TEAM
Anton Babchuk	1	21	D	Elektrostal
Duncan Keith	2	54	D	Michigan State Univ.
Alexander Kojemnikov	3	93	LW	Krylja Jr.
Matt Ellison	4	128	RW	Cowichan
James Wisniewski	5	156	D	Plymouth
Kevin Kante	6	188	D	Jokerit Jr.
Tyson Kellerman	7	219	G	North Bay
Jason Kostadine	8	251	RW	Hull
Adam Burish	9	282	RW	Green Bay

2001 MIAMI

NAME	RD	PK	POS	AMATEUR TEAM
Tuomo Ruutu	1	9	C	Jokerit
Adam Munro	1	29	G	Erie
Matt Keith	2	59	RW	Spokane
Craig Anderson	3	73	G	Guelph
Brent MacLellan	4	104	D	Rimouski
Vladimir Gusev	4	115	D	Khabarovsk
Aleksey Zlotkin	4	119	LW	Magnitogorsk
Tommi Jaminki	5	142	LW	Blues Jr.
Alexander Golovin	6	174	LW	Omsk Jr.
Petr Puncodhar	6	186	D	Karlovy Vary
Teemu Jaaskelainen	7	205	D	Ilves Jr.
Oleg Minakov	7	216	RW	Elektrostal
Jeff Miles	9	268	C	Univ. of Vermont

LEADERSHIP
PLAYERS

2013-14

OPPONENTS

TRADITION

RECORDS

PLAYOFFS

HISTORY

MINORS

NHL

MEDIA

ALL-TIME DRAFT SELECTIONS

2000 CALGARY

NAME	RD	PK	POS	AMATEUR TEAM
Mikhail Yakubov	1	10	C	Togliatti 2
Pavel Vorobiev	1	11	RW	Yaroslavl 2
Jonas Nordqvist	2	49	C	Leksand IF-Jr.
Igor Radulov	3	74	LW	Yaroslavl
Scott Balan	4	106	D	Regina
Olli Malmivaara	4	117	D	Jokerit-Jr.
Alexander Barkunov	5	151	D	Yaroslavl 2
Michael Ayers	6	177	G	Dubuque
Joey Martin	6	193	D	Omaha
Cliff Loya	7	207	D	Univ. of Maine
Vladislav Luchkin	7	225	C	Cherepovets 2
Adam Berkhoe	8	240	G	Twin Cities
Peter Flache	9	262	C	Guelph
Reto Von Arx	9	271	LW	Davos
Arne Ramholt	9	291	D	Kloten

1999 BOSTON

NAME	RD	PK	POS	AMATEUR TEAM
Steve McCarthy	1	23	D	Kootenay
Dimitri Levinski	2	46	RW	Cherepovets
Stephan Mokhov	2	63	D	Cherepovets
Michael Jacobsen	5	134	D	Belleville
Michael Leighton	6	165	G	Windsor
Mattias Wennerberg	7	194	C	MoDo-Jr.
Yorick Treille	7	195	RW	Univ. of Lowell
Andrew Carver	8	223	D	Hull

1998 BUFFALO


NAME	RD	PK	POS	AMATEUR TEAM
Mark Bell	1	8	LW	Ottawa
Matthias Trattnig	4	94	LW	Univ. of Maine
Kent Huskins	6	156	D	Clarkson Univ.
Jari Viuhkola	6	158	C	Karpat
Jonathan Pelletier	6	166	G	Drummondville
Tyler Arnason	7	183	C	Fargo-Moorehead
Sean Griffin	8	210	D	Kingston
Alexandre Coutu	9	238	LW	Sherbrooke
Andrei Yershov	9	240	D	Khimik

1997 PITTSBURGH

NAME	RD	PK	POS	AMATEUR TEAM
Daniel Cleary	1	13	LW	Belleville
Ty Jones	1	16	RW	Spokane
Jeremy Reich	2	39	C	Seattle
Mike Souza	3	67	LW	Univ. of New Hampshire
Ben Simon	5	110	C	Notre Dame
Peter Gardiner	5	120	RW	R.P.I.
Kyle Calder	5	130	C	Regina
Heath Gordon	6	147	LW	Green Bay
Jerad Smith	7	174	D	Portland
Sergei Shikhonov	8	204	RW	Togliatti Lada
Chris Feil	9	230	D	Ohio State Univ.



ETHAN MOREAU
1994



ERIK DAZE
1993

1996 ST. LOUIS

NAME	RD	PK	POS	AMATEUR TEAM
Remi Royer	2	31	D	St. Hyacinthe
Jeff Paul	2	42	D	Niagara Falls
Geoff Peters	2	46	C	Niagara Falls
Andy Johnson	5	130	D	Peterborough
Mike Vellinga	7	184	D	Guelph
Chris Twerdun	8	210	D	Moose Jaw
Andrei Kozyrev	9	236	D	Cherepovets

1995 EDMONTON

NAME	RD	PK	POS	AMATEUR TEAM
Dmitri Nabokov	1	19	C	Krylja Sovetov
Christian Laflamme	2	45	D	Beaumont
Kevin McKay	3	71	D	Moose Jaw
Chris Van Dyk	4	82	D	Windsor
Pavel Kriz	4	97	D	Tri-City
Marc Magliarditi	6	146	G	Des Moines Jr.
Marty Wilford	6	149	D	Oshawa
Steve Tardif	7	175	C	Drummondville
Casey Hankinson	8	201	LW	Univ. of Minnesota
Mike Pittman	9	227	C	Guelph

LEADERSHIP

PLAYERS

2013-14

OPPONENTS

TRADITION

RECORDS

PLAYOFFS

HISTORY

MINORS

NHL

MEDIA

1994 HARTFORD, CONN.

NAME	RD	PK	POS	AMATEUR TEAM
Ethan Moreau	1	14	LW	Niagara Falls
Jean-Yves Leroux	2	40	LW	Beauport
Steve McLaren	4	85	LW	North Bay
Marc Dupuis	5	118	D	Belleville
Jim Ensom	6	144	C	North Bay
Tyler Prossky	7	170	RW	Tacoma
Mike Josephson	8	196	LW	Kamloops
Lubomir Jandera	9	222	D	Litvinov GHP HC
Lars Weibel	10	248	G	Lugano
Rob Mara	11	263	RW	Belmont Hill HS

1993 QUEBEC CITY, QUEBEC


NAME	RD	PK	POS	AMATEUR TEAM
Eric Lecompte	1	24	LW	Hull
Eric Manlow	2	50	C	Kitchener
Bogdan Savenko	3	54	RW	Niagara Falls
Ryan Huska	3	76	LW	Kamloops
Eric Daze	4	90	LW	Beauport
Patrick Pysz	4	102	C	Augsburg
Jonni Vauhkonen	5	128	LW	Reipas Lahti
Tom White	7	180	C	Westminster HS
Sergei Petrov	8	206	LW	Cloquet HS
Mike Rusk	9	232	D	Guelph
Mike McGhan	10	258	LW	Prince Albert
Tom Noble	11	284	G	Catholic Memorial HS

1992 MONTREAL

NAME	RD	PK	POS	AMATEUR TEAM
Sergei Krivokrasov	1	12	RW	CSKA Moscow
Jeff Shantz	2	36	C	Regina
Sergei Klimovich	2	41	C	Moscow Dynamo
Andy MacIntyre	4	89	LW	Saskatoon
Tim Hogan	5	113	D	Univ. of Michigan
Gerry Skrypec	6	137	D	Ottawa
Mike Prokopec	7	161	RW	Cornwall
Layne Roland	8	185	RW	Portland
David Hymovitz	9	209	LW	Thayer Academy
Richard Raymond	10	233	D	Cornwall

1991 BUFFALO

NAME	RD	PK	POS	AMATEUR TEAM
Dean McAmmond	1	22	C	Prince Albert
Michael Pomichter	2	39	C	Springfield
Jamie Matthews	2	44	C	Sudbury
Bobby Howe	3	66	RW	Brandon
Igor Kravchuk	4	71	D	CSKA Moscow
Zac Boyer	4	88	RW	Kamloops
Maco Balkovec	5	110	D	Merritt T-II Jr.
Kevin St. Jacques	6	112	LW	Lethbridge
Jacques Auger	6	132	D	Univ. of Wisconsin
Scott Kirtan	7	154	RW	Powell River T-II
Roch Belley	8	176	G	Niagara Falls
Scott MacDonald	9	198	D	Choate HS
Alex Andrievski	10	220	RW	Moscow Dynamo
Mike Larkin	11	242	D	Rice Memorial HS
Scott Dean	12	264	D	Lake Forest HS



1990 VANCOUVER

NAME	RD	PK	POS	AMATEUR TEAM
Karl Dykhuis	1	16	D	Hull
Ivan Droppa	2	37	D	Liptovsky Mikulas
Chris Tucker	4	79	C	Bloomington Jefferson HS
Brett Stickney	6	121	C	St. Paul's HS
Derek Edgerly	6	124	C	Stoneham
Hugo Belanger	8	163	LW	Clarkson Univ.
Owen Lessard	9	184	LW	Owen Sound
Erik Peterson	10	205	C	Brockton HS
Steve Dubinsky	11	226	RW	Clarkson Univ.
Dino Grossi	12	247	RW	Northeastern Univ.

1989 BLOOMINGTON, MINN.

NAME	RD	PK	POS	AMATEUR TEAM
Adam Bennett	1	6	D	Sudbury
Michael Speer	2	27	D	Guelph
Bob Kellogg	3	48	D	Springfield Jr.
Tommi Pullola	6	111	C	Sport Fin. Div. I
Tracy Egeland	7	132	RW	Prince Albert
Milan Tichy	8	153	D	Pizen Skoda
Jason Greyerbiehl	9	174	LW	Colgate Univ.
Matt Saunders	10	195	LW	Northeastern Univ.
Mike Kozak	11	216	RW	Clarkson Univ.
Michael Doneghey	12	237	G	Catholic Memorial HS

1988 MONTREAL

NAME	RD	PK	POS	AMATEUR TEAM
Jeremy Roenick	1	8	C	Thayer Academy
Trevor Dam	3	50	RW	London
Stefan Elvenas	4	71	RW	Rogle (Sweden)
Joe Cleary	5	92	D	Stratford Jr.
Justin Lafayette	6	113	LW	Ferris State
Craig Woodcroft	7	134	LW	Colgate Univ.
Jon Pojar	8	155	LW	Roseville HS
Mathew Hentges	9	176	D	Edina HS
Daniel Maurice	10	197	C	Chicoutimi
Dirk Tenzer	11	218	D	St. Paul's HS
Andreas Lupzig	12	239	C	Landshut (Germany)

LEADERSHIP

PLAYERS

2013-14

OPPONENTS

TRADITION

RECORDS

PLAYOFFS

HISTORY

MINORS

NHL

MEDIA

ALL-TIME DRAFT SELECTIONS



EDDIE OLCZYK
1984

1987 DETROIT

NAME	RD	PK	POS	AMATEUR TEAM
Jimmy Waite	1	8	G	Chicoutimi
Ryan McGill	2	29	D	Swift Current
Cam Russell	3	50	D	Hull
Mike Dagenais	3	60	D	Peterborough
Ulf Sandstrom	5	92	RW	MoDo (Sweden)
Mike McCormick	6	113	R	Richmond T-II
Stephen Tepper	7	134	RW	Westboro HS
John Reilly	8	155	LW	Phillips Academy
Lance Werness	9	176	RW	Burnsville HS
Dale Marquette	10	197	LW	Brandon
Bill Lacouture	11	218	RW	Natick HS
Mike Lappin	12	239	C	Norwood Prep

1986 MONTREAL

NAME	RD	PK	POS	AMATEUR TEAM
Everett Sanipass	1	14	LW	Verdun Jr.
Mark Kurzawski	2	35	D	Windsor
Frantisek Kucera	4	77	D	Sparta Praha
Lonnie Loach	5	98	LW	Guelph
Mario Doyon	6	119	D	Drummondville
Mike Hudson	7	140	C	Sudbury
Marty Nanne	8	161	RW	Univ. of Minnesota
Geoff Benic	9	182	LW	Windsor
Glen Lowes	10	203	LW	Toronto
Chris Thayer	11	224	C	Kent HS
Sean Williams	12	245	RW	Oshawa

1985 TORONTO

NAME	RD	PK	POS	AMATEUR TEAM
Dave Manson	1	11	D	Prince Albert
Andy Helmut	3	53	G	Ottawa
Dan Vinchelle	4	74	LW	Drummondville
Rick Herbert	5	87	D	Portland
Brad Belland	5	95	C	Sudbury
Jonas Heed	6	116	D	Sodertalje SK
Victor Posa	7	137	LW	Univ. of Wisconsin
John Reid	8	158	G	Belleville
Richard LaPlante	9	179	C	Univ. of Vermont
Brad Hamilton	10	200	D	Aurora
Ian Pound	11	221	D	Kitchener
Rick Braccia	12	242	F	Avon Old Farms HS

1984 MONTREAL

NAME	RD	PK	POS	AMATEUR TEAM
Eddie Olczyk	1	3	RW	US National
Trent Yawney	3	45	D	Saskatoon
Tom Eriksson	4	66	LW	MoDo
Timo Lehtonen	5	90	G	Jokerit
Darin Sceviour	5	101	RW	Lethbridge
Chris Clifford	6	111	G	Kingston
Mike Stapleton	7	132	C	Comwall
Glenn Greenough	8	153	RW	Sudbury
Ralph DiFiore	9	174	D	Shawinigan
Joachim Persson	10	194	LW	Brynäs IF
Bill Brown	11	215	C	St. Paul HS
David Mackey	11	224	LW	Victoria
Dan Williams	12	235	D	Chicago Jets

1983 MONTREAL

NAME	RD	PK	POS	AMATEUR TEAM
Bruce Cassidy	1	18	D	Ottawa
Wayne Presley	2	39	RW	Kitchener
Marc Bergevin	3	59	D	Chicoutimi
Tarek Howard	4	79	D	Olds T-II
Kevin Robinson	5	99	LW	Toronto
Jari Torkki	6	115	RW	Lukko
Mark LaVarre	6	119	RW	Stratford Jr.
Scot Birnie	7	139	RW	Comwall
Kent Paynter	8	159	D	Kitchener
Brian Noonan	9	179	RW	Ardbishop William HS
Dominik Hasek	10	199	G	Pardubice HC
Steve Pepin	11	219	C	St. Jean

1982 MONTREAL

NAME	RD	PK	POS	AMATEUR TEAM
Ken Yaremchuk	1	7	C	Portland
Rene Badeau	2	28	D	Quebec
Tom McMurphy	3	49	RW	Brandon
Bill Watson	4	70	RW	Prince Albert
Brad Beck	5	91	D	Penticton
Mark Hatcher	6	112	D	Niagara Falls
Jay Ness	7	133	C	Roseau HS
Jeff Smith	8	154	LW	London
Phil Patterson	9	175	RW	Ottawa
Jim Camazzola	10	196	LW	Penticton
Mike James	11	217	D	Ottawa
Bob Andrea	12	238	D	Dartmouth T-II

1981 MONTREAL

NAME	RD	PK	POS	AMATEUR TEAM
Tony Lanti	1	12	RW	Oshawa
Kevin Griffin	2	25	LW	Portland
Darrel Anholt	3	54	D	Calgary
Perry Pelensky	4	75	RW	Portland
Doug Chessell	5	96	G	London
Bill Schafhauser	6	117	D	Northern Michigan Univ.
Marc Centrone	7	138	C	Lethbridge
Johan Mellstrom	8	159	RW	Falun
John Bennis	9	180	LW	Billings
Sylvain Roy	10	201	D	Hull

1980 MONTREAL

NAME	RD	PK	POS	AMATEUR TEAM
Denis Savard	1	3	C	Montreal Jr.
Jerome Dupont	1	15	D	Toronto
Steve Ludzik	2	28	C	Niagara Falls
Ken Solheim	2	30	LW	Medicine Hat
Len Dawes	2	36	D	Victoria
Troy Murray	3	57	C	St. Albert
Marcel Frere	3	58	LW	Billings
Carey Wilson	4	67	C	Dartmouth
Brian Shaw	4	78	RW	Portland
Kevin Ginnell	5	99	C	Medicine Hat
Steve Larmer	6	120	RW	Niagara Falls
Sean Simpson	7	141	C	Ottawa
Jim Ralph	8	162	G	Ottawa
Don Dietrich	9	183	D	Brandon
Dan Frawley	10	204	RW	Sudbury

1979 MONTREAL

NAME	RD	PK	POS	AMATEUR TEAM
Keith Brown	1	7	D	Portland
Timothy Trimper	2	28	LW	Peterborough
Bill Gardner	3	49	C	Peterborough
Louis Begin	4	70	LW	Sherbrooke
Lowell Loveday	5	91	D	Kingston
Doug Crossman	6	112	D	Ottawa

1978 MONTREAL

NAME	RD	PK	POS	AMATEUR TEAM
Tim Higgins	1	10	RW	Ottawa
Doug Lecuyer	2	29	LW	Portland
Rick Paterson	3	46	C	Cornwall
Brian Young	4	63	D	New Westminster
Mark Murphy	5	79	LW	Toronto
Dave Feamster	6	96	D	Colorado
Dave Mancuso	7	113	D	Windsor
Sandy Ross	8	130	D	Colgate Univ.
Mark Locken	9	147	G	Niagara Falls
Glen Van	10	164	D	Colorado
Darryl Sutter	11	179	C	Lethbridge

1977 MONTREAL

NAME	RD	PK	POS	AMATEUR TEAM
Doug Wilson	1	6	D	Ottawa
Jean Savard	2	19	C	Quebec
Randy Ireland	4	60	G	Portland
Gary Platt	5	78	D	Sorel
Jack O'Callahan	6	96	D	Boston Univ.
Floyd Lahache	7	114	D	Sherbrooke
Jeff Geiger	8	129	D	Ottawa
Stephen Ough	9	144	D	Laval

1976 MONTREAL

NAME	RD	PK	POS	AMATEUR TEAM
Real Cloutier	1	9	RW	Quebec
Jeff McMill	2	27	RW	Victoria
Tomas Gradin	3	45	C	MoDo
Dave DeBol	4	63	C	Univ. of Michigan
Terry McDonald	5	81	C	Edmonton
John Peterson	6	99	G	Notre Dame
John Rothstein	7	115	RW	Univ. of Minnesota

1975 MONTREAL

NAME	RD	PK	POS	AMATEUR TEAM
Greg Vaydik	1	7	C	Medicine Hat
Daniel Arndt	2	25	LW	Saskatoon
Mike O'Connell	3	43	D	Kingston
Pierre-Yves Giroux	4	61	C	Hull
Bob Hoffmeyer	5	79	D	Saskatoon
Tom Ulseher	6	97	RW	Univ. of Wisconsin
Ted Bulley	7	115	LW	Hull
Paul Jensen	8	133	D	Michigan Tech

1974 MONTREAL

NAME	RD	PK	POS	AMATEUR TEAM
Grant Mulvey	1	16	RW	Calgary
Alain Daigle	2	34	RW	Trois Rivières
Bob Murray	3	52	D	Cornwall
Terry Ruskowski	4	70	C	Swift Current
Dave Logan	5	88	D	Laval
Bob Volpe	6	106	G	Sudbury
Ed Mio	7	124	G	Colorado
Mike St. Cyr	8	141	D	Kitchener
Stephen Colp	9	158	C	Michigan State Univ.
Rick Fraser	10	173	D	Oshawa
Jean Bernier	11	188	D	Shawinigan Falls
Dwane Byers	12	200	RW	Sherbrooke
Glen Ing	13	210	RW	Victoria

1973 MONTREAL

NAME	RD	PK	POS	AMATEUR TEAM
Darcy Rota	1	13	LW	Edmonton
Reg Thomas	2	29	C	London
Randy Holt	3	45	D	Sudbury
Dave Elliott	4	61	LW	Winnipeg
Dan Hinton	5	77	LW	Sault Ste. Marie
Gary Doerksen	6	93	C	Winnipeg
Wayne Dye	7	109	LW	New Westminster
Jim Koleff	8	125	C	Hamilton
Jack Johnson	9	140	D	Univ. of Wisconsin
Steve Alley	9	141	LW	Univ. of Wisconsin
Rick Clubbe	10	156	C	Univ. of North Dakota
Gene Strate	11	165	D	Edmonton

LEADERSHIP

PLAYERS

2013-14

OPPONENTS

TRADITION

RECORDS

PLAYOFFS

HISTORY

MINORS

NHL

MEDIA

LEADERSHIP	PLAYERS	2013-14	OPPONENTS	TRADITION	RECORDS	PLAYOFFS	HISTORY	MINORS	NHL	MEDIA
------------	---------	---------	-----------	-----------	---------	----------	---------	--------	-----	-------

FORWARDS

PLAYOFFS

REGULAR SEASON

NO.	NAME	POS	SH	HT	WT	AGE	DOB	BIRTHPLACE	TS-14 CLUB	GP	G	A	PTS	PIM	GP	G	A	PTS	PIM
36	BASS, Cody	C	R	6-1	211	27	01/07/87	Owen Sound, Ontario	Columbus	1	0	0	0	5	-	-	-	-	-
29	BICKELL, Bryan	LW	L	6-4	233	28	03/09/86	Bowmanville, Ontario	Springfield (AHL)	58	8	10	18	132	4	0	0	0	4
62	BROADHURST, Alex	C	L	6-0	170	21	03/07/93	New Lenox, Ill.	CHICAGO	59	11	15	28	19	7	3	10	8	
	CALINAN, Chris	RW	R	6-2	203	20	05/05/94	Boston, Mass.	Rockford (AHL)	75	16	29	45	32	-	-	-	-	
25	CAREY, Matt	LW	L	6-1	175	22	02/28/92	Hamilton, Ontario	Boston College (H-EAST)	37	4	9	13	23	-	-	-	-	
									CHICAGO	2	1	0	1	2	-	-	-	-	
									St. Lawrence (ECAC)	38	18	19	37	47	-	-	-	-	
24	DANAULT, Phillip	C	L	6-1	198	21	02/24/93	Victoriaville, Quebec	Rockford (AHL)	72	6	20	26	40	-	-	-	-	
38	HARTMAN, Ryan	RW	R	5-11	194	21	09/20/94	Hilton Head Island, S.C.	Rockford (AHL)	9	3	4	7	8	-	-	-	-	
									Plymouth (OHL)	52	26	28	54	91	5	0	4	8	
									USA (WJC)	5	2	2	4	4	-	-	-	-	
	HAYDEN, John	C	R	6-3	217	19	04/14/95	Chicago, Ill.	Yale University (ECAC)	33	6	10	16	18	-	-	-	-	
	HINOSTROZA, Vincent	C	R	5-9	158	20	04/03/94	Chicago, Ill.	Notre Dame (H-EAST)	34	8	24	32	4	-	-	-	-	
									USA (WJC)	5	3	2	5	0	-	-	-	-	
81	HOSSA, Marian	RW	L	6-1	210	35	01/12/79	Stará Lubovna, Slovakia	CHICAGO	72	30	30	60	20	19	2	12	14	8
									Slovakia (OLY)	4	2	1	3	4	-	-	-	-	
	JACPELLI, Matheson	RW	L	6-2	192	20	05/15/94	Woodhaven, Mich.	Muskegon (USHL)	58	41	23	64	47	-	-	-	-	
	JOHNSON, Luke	C	R	5-11	179	20	09/19/94	Grand Forks, N.D.	North Dakota (NCHO)	42	8	13	21	26	-	-	-	-	
88	KANE, Patrick	RW	L	5-11	181	25	11/19/88	Buffalo, N.Y.	CHICAGO	69	29	40	69	22	19	8	12	20	8
									USA (OLY)	6	0	4	4	6	-	-	-	-	
16	KRUGER, Marcus	C	L	6-0	181	24	05/27/90	Stockholm, Sweden	CHICAGO	81	8	20	28	36	19	1	3	4	6
									Sweden (OLY)	6	0	0	0	4	-	-	-	-	
22	LABRIE, Pierre-Cedric	LW	L	6-3	234	28	06/12/86	Baie-Comeau, Quebec	Tampa Bay	13	0	0	0	20	-	-	-	-	
									Syracuse (AHL)	38	2	4	6	112	-	-	-	-	
14	LEBLANC, Drew	C	L	6-0	185	25	06/29/89	Duluth, Minn.	Rockford (AHL)	76	7	15	22	18	-	-	-	-	
	LOUIS, Anthony	C	L	5-7	145	18	02/10/95	Wheaton, Ill.	Miami University (NCHO)	36	12	13	25	10	-	-	-	-	
53	MASHINTER, Brandon	LW	L	6-4	222	26	09/20/88	Bradford, Ontario	NY RANGERS	6	0	0	-1	10	-	-	-	-	
									Rockford (AHL)	47	14	14	28	79	-	-	-	-	
									Hartford (AHL)	11	1	6	7	15	-	-	-	-	
15	MCKEILL, Mark	RW	R	6-1	214	21	02/22/93	Langley, British Columbia	Rockford (AHL)	76	18	19	37	46	-	-	-	-	
11	MORIN, Jeremy	RW	R	6-1	192	23	04/16/91	Auburn, N.Y.	CHICAGO	24	5	6	11	32	2	0	0	2	
									Rockford (AHL)	47	24	23	47	58	-	-	-	-	
	MOTTE, Tyler	C	L	5-9	190	19	03/10/95	Port Huron, Mich.	Michigan (BIGD)	34	9	9	18	22	-	-	-	-	
42	NORDSTROM, Joakim	C	L	6-1	170	22	02/25/92	Stockholm, Sweden	CHICAGO	16	1	2	3	2	7	0	0	0	0
									Rockford (AHL)	58	17	16	33	21	-	-	-	-	

REGULAR SEASON

PLAYOFFS

NO.	NAME	POS	SH	HT	WT	AGE	DOB	BIRTHPLACE	B-I-H CLUB	GP	G	A	PTS	PIM	GP	G	A	PTS	PIM
61	OUFSSON, Fredrik	LW	L	6-2	192	18	05/27/96	Helsingborg, Sweden	Green Bay (USHL)	28	2	4	6	21	-	-	-	-	-
									Chicago (USHL)	24	4	11	15	24	-	-	-	-	-
70	RAMSEY, Jack	RW	R	6-3	185	18	11/02/95	Farmington, Mich.	Penitton (BCHL)	57	9	16	25	27	11	1	7	8	0
		C	L	6-3	201	24	07/03/90	Vasteras, Sweden	Vaxjo (SWE)	52	16	24	40	20	12	2	4	6	6
12	RASMUSSEN, Dennis	C	L	6-3	201	24	07/03/90	Vasteras, Sweden	Sweden (WC)	9	0	1	1	0	-	-	-	-	-
		C	L	6-2	190	28	04/16/86	Herning, Denmark	CHICAGO	17	2	2	4	2	5	0	0	0	0
91	REGIN, Peter	C	L	6-2	190	28	04/16/86	Herning, Denmark	NY Islanders	44	2	5	7	18	-	-	-	-	-
		C	L	6-0	196	34	05/02/80	Murray Harbour, PEI	NY Rangers	82	20	31	51	18	25	5	7	12	4
61	RICHARDS, Brad	LW	L	6-0	182	22	05/16/92	Dearborn Heights, Mich.	Rockford (AHL)	74	15	19	34	78	-	-	-	-	-
		C/LW	L	6-1	202	21	10/27/92	Pittsburgh, Pa.	CHICAGO	78	19	28	47	20	19	6	10	16	6
20	SAAD, Brandon	C	R	6-0	171	18	02/23/96	Madison, Wis.	Green Bay (USHL)	55	18	45	63	16	4	1	2	3	17
		C	R	6-0	171	18	02/23/96	Madison, Wis.	USNDP (IHL)	2	0	0	0	0	-	-	-	-	-
10	SCHWALTZ, Nick	LW	R	6-1	199	32	12/27/81	Winnipeg, Manitoba	CHICAGO	82	34	44	78	40	19	5	5	10	6
		C	R	5-11	180	23	07/20/91	Belleville, Ontario	Canada (OJHL)	5	1	0	1	4	-	-	-	-	-
65	SHAW, Andrew	C	R	5-11	180	23	07/20/91	Belleville, Ontario	CHICAGO	80	20	19	39	76	12	2	6	8	12
		C	L	5-11	143	19	06/01/95	Aurora, Ontario	Aurora (OJHL)	41	17	47	64	16	21	10	11	21	28
28	SMITH, Dylan	RW	R	5-11	207	26	07/11/88	Winston-Salem, N.C.	CHICAGO	75	14	12	26	2	19	4	2	6	2
		C	L	6-5	200	18	11/01/95	Framingham, Mass.	South Shore (USPHL)	48	11	36	47	94	5	1	0	1	2
86	STARRETT, Beau	C	L	5-11	176	20	09/11/94	Helsinki, Finland	CHICAGO	3	0	0	0	0	-	-	-	-	-
		C	L	5-11	176	20	09/11/94	Helsinki, Finland	Rockford (AHL)	5	2	0	2	2	-	-	-	-	-
19	TERAVAINEN, Teuvo	C	L	6-2	208	26	04/29/88	Winnipeg, Manitoba	Jokerit (SM-Liiga)	49	9	35	44	12	-	-	-	-	-
		C	L	6-2	208	26	04/29/88	Winnipeg, Manitoba	Finland (WJC)	7	2	15	15	2	-	-	-	-	-
23	TOEWS, Jonathan	LW	R	5-11	183	28	05/13/86	Lethbridge, Alberta	CHICAGO	76	28	40	68	34	19	9	8	17	8
		LW	R	5-11	183	28	05/13/86	Lethbridge, Alberta	Canada (OJHL)	6	1	2	3	0	-	-	-	-	-
VERSTEECK, Kris		LW	R	5-11	183	28	05/13/86	Lethbridge, Alberta	CHICAGO	63	10	19	29	27	15	1	2	3	4
									Florida	18	2	5	7	9	-	-	-	-	-

LEADERSHIP	PLAYERS	2013-14	OPPONENTS	TRADITION	RECORDS	PLAYOFFS	HISTORY	MINORS	NHL	MEDIA
------------	---------	---------	-----------	-----------	---------	----------	---------	--------	-----	-------

DEFENSEMEN

PLAYOFFS

REGULAR SEASON

NO.	NAME	POS	SH	HT	WT	AGE	DOB	BIRTHPLACE	TS-14 CLUB	GP	G	A	PTS	PHM	GP	G	A	PTS	PHM
63	BROSEBOS, Mathieu	D	R	5-11	180	22	04/17/92	Mont Saint-Hilaire, Quebec	Rockford (AHL)	13	2	5	7	19	-	-	-	-	-
									Portland (AHL)	28	1	2	3	30	-	-	-	-	-
6	CLENNING, Adam	D	R	5-11	187	21	10/26/92	Niagara Falls, N.Y.	Rockford (AHL)	74	12	47	59	64	-	-	-	-	-
26	CUMISKEY, Kyle	D	L	5-10	185	27	12/02/86	Abbotsford, British Columbia	Modo (SWE)	45	4	24	28	16	2	0	0	0	0
44	DAHLBECK, Klas	D	L	6-2	203	23	07/06/91	Katrineholm, Sweden	Rockford (AHL)	75	10	25	35	49	-	-	-	-	-
	DAHLSTROM, Carl	D	L	6-4	225	19	01/28/95	Stockholm, Sweden	Linköping (SWE)	12	0	1	1	0	14	1	2	3	2
									Linköping J20 (SWE)	23	2	12	14	6	-	-	-	-	-
45	FOURNIER, Dillon	D	L	6-2	188	20	06/15/94	Montreal, Quebec	Bryn-Moravia (OMHL)	36	13	19	32	54	-	-	-	-	-
4	HJALMARSSON, Niklas	D	L	6-3	207	27	06/06/87	Elfsjö, Sweden	CHCAGO	81	4	22	26	34	19	0	4	4	14
									Sweden (OIV)	6	0	0	0	0	-	-	-	-	-
	JARDINE, Sam	D	L	6-2	204	21	08/12/93	Lacombe, Alberta	Ohio State (BIG10)	36	1	12	13	41	-	-	-	-	-
34	JOHNS, Stephen	D	R	6-4	220	22	04/18/92	Ellwood City, Pa.	Rockford (AHL)	8	1	4	5	4	-	-	-	-	-
									Notre Dame (H-EAST)	40	8	12	20	69	-	-	-	-	-
2	KEITH, Duncan	D	L	6-1	200	31	07/16/83	Winnipeg, Manitoba	CHCAGO	79	6	55	61	28	19	4	7	11	8
									Canada (OIV)	6	0	1	1	4	-	-	-	-	-
8	LEDDY, Nick	D	L	6-0	191	23	03/20/91	Eden Prairie, Minn.	CHCAGO	82	7	24	31	10	18	1	4	5	6
	MATISON, Nick	D	L	6-1	189	22	10/25/91	Salem, Ore.	North Dakota (NCHC)	40	4	19	23	6	-	-	-	-	-
	NORELL, Robin	D	L	5-11	189	19	02/18/95	Stockholm, Sweden	Djurgården (SWE-2)	22	0	5	5	10	10	0	1	1	0
									Djurgården J20 (SWE)	1	0	0	0	0	-	-	-	-	-
									Sweden (WJC)	7	1	0	0	2	-	-	-	-	-
27	ODUYA, Johnny	D	L	6-0	190	33	10/01/81	Stockholm, Sweden	CHCAGO	77	3	13	16	38	19	2	5	7	8
									Sweden (OIV)	6	0	1	1	0	-	-	-	-	-
	PALLIOTTA, Michael	D	R	6-3	207	21	04/06/93	Westport, Conn.	Vermont (H-EAST)	38	5	22	27	51	-	-	-	-	-
	PRESS, Robin	D	R	6-3	205	19	12/17/94	Uppsala, Sweden	Södertälje (SWE-2)	51	4	11	15	20	-	-	-	-	-
									Södertälje J20 (SWE)	10	6	7	13	6	4	0	3	3	4
32	ROZSVAL, Michal	D	R	6-1	212	36	09/03/78	Vlasim, Czech Republic	CHCAGO	42	1	7	8	32	17	1	5	6	8
									Czech Republic (OIV)	5	0	0	0	0	-	-	-	-	-
5	RUNDBLAD, David	D	R	6-2	195	24	10/08/90	Lyckeå, Sweden	CHCAGO	5	0	0	0	0	-	-	-	-	-
									Phoenix	12	0	1	1	6	-	-	-	-	-
									Portland (AHL)	6	0	4	4	0	-	-	-	-	-
7	SEABROOK, Brent	D	R	6-3	221	29	04/20/85	Ridgmont, British Columbia	CHCAGO	82	7	34	41	22	16	3	12	15	21
	SNUGGERUD, Luc	D	L	6-0	179	19	09/18/95	Edina, Minn.	Eden Prairie HS (USHS)	25	8	30	38	19	6	1	9	10	2
									Team Southeast (USHS)	19	5	16	21	8	3	0	2	2	2
									Muskegon (USHL)	3	1	2	3	0	-	-	-	-	-
									Omaha (USHL)	4	0	2	2	6	4	0	1	1	4

DEFENSEMEN

REGULAR SEASON

PLAYOFFS

NO.	NAME	POS	SH	HT	WT	AGE	DOB	BIRTHPLACE	TS-14 CLUB	GP	G	A	PTS	PIM	GP	G	A	PTS
	SODERBERG, Andreas	D	L	6-4	205	18	06/16/96	Skeletvea, Sweden	Skeletvea JIB (SWE)	8	1	1	2	14	-	-	-	-
									Skeletvea JIB (SWE-2)	4	0	1	1	6	3	1	0	1
									Skeletvea J20 (SWE)	36	1	5	6	14	2	1	0	1
43	SIEDERBERG, Viktor	D	L	6-8	234	23	05/24/91	Golterburg, Sweden	Rockford (AHL)	35	2	7	9	26	-	-	-	-
57	VAN RIEMSDYK, Trevor	D	R	6-2	186	23	07/24/91	Middletown, N.J.	New Hampshire (H-EAST)	26	4	19	23	10	-	-	-	-

GOALTENDERS

REGULAR SEASON

PLAYOFFS

NO.	NAME	POS	GH	HT	WT	AGE	DOB	BIRTHPLACE	TS-14 CLUB	GP	W-L-T/OTL	S0	GAA	GP	W-L	S0	GAA
60	CARRUTH, Mac	G	L	6-3	176	22	03/25/92	Salt Lake City, Utah	Rockford (AHL)	7	2-2-1	0	3.36	-	-	-	-
									Toledo (ECHL)	25	8-15-0	1	3.36	-	-	-	-
									Florida (ECHL)	7	2-4-1	1	3.45	-	-	-	-
50	CRAWFORD, Corey	G	L	6-2	208	29	12/31/84	Montreal, Quebec	CHICAGO	59	32-16-10	2	2.26	19	11-8	1	2.53
	DARLING, Scott	G	L	6-5	200	25	12/22/88	Lemont, Ill.	Milwaukee (AHL)	26	13-6-2	6	2.00	-	-	-	-
									Cincinnati (ECHL)	6	4-1-1	0	2.61	-	-	-	-
49	LEIGHTON, Michael	G	L	6-3	186	33	05/19/81	Petrolia, Ontario	Donbas Donetsk (VHL)	42	20-15	6	1.74	8	3-4	0	2.57
	NALIMOV, Ivan	G	L	6-4	210	20	03/12/94	Novokuznetsk, Russia	SKA Karel'ya (VHL)	1	-	-	1.00	-	-	-	-
									SKA St. Petersburg (MHL)	12	5-7	0	2.84	1	-	10.06	-
									Russia (WJC)	2	0-1	-	2.65	-	-	-	-
31	RAANTA, Antti	G	L	6-0	189	25	05/12/89	Rauma, Finland	CHICAGO	25	13-5-4	1	2.71	-	-	-	-
									Rockford (AHL)	14	7-5-0	0	2.83	-	-	-	-
40	SIMPSON, Kent	G	L	6-2	190	21	03/26/92	Edmonton, Alberta	CHICAGO	1	0-0-0	0	6.00	-	-	-	-
									Rockford (AHL)	31	11-14-1	0	3.64	-	-	-	-
	TOMKINS, Matt	G	L	6-3	194	20	06/19/94	Edmonton, Alberta	Ohio State (BIG10)	17	6-7-2	0	2.78	-	-	-	-

PRONUNCIATION GUIDE

Bryan Bickell	Bih-kuhl	Drew LeBlanc	leh-BLAH	Michal Rozsival	ROH-zih-vahl
Mathieu Brodeur	BREEZ-bwah	Jeremy Morin	MOHR-jin	Brandon Saad	SAHD
Philip Daulton	da-NOH	Johnny Oduya	oh-DOO-yah	Brent Seabrook	SEE-bruk
Dillon Fournier	FOHR-nee-ay	Michael Paliotta	pal-ee-AH-lah	Teuvo Teravainen	TAN-voh, tah-uh-VIGH-nehn
Niklas Hjalmarsson	JAHl-muh-suhm	Dennis Rasmussen	BAS-moo-sehn	Jonathan Toews	TAWZ
Marian Hossa	MAIR-ee-uhn, HOH-suh	Antti Raanta	AHN-tee, RAHN-lah	Trevor van Riemsdyk	REEMS-dighk

MEDIA	NHL	MINORS	HISTORY	PLAYOFFS	RECORDS	TRADITION	OPPONENTS	PLAYERS	LEADERSHIP
							2013-14		

HOW THE BLACKHAWKS WERE BUILT

LEADERSHIP
PLAYERS
2013-14
OPPONENTS
TRADITION
RECORDS
PLAYOFFS
HISTORY
MINDS
NHL
MEDIA

Cody Bass
 Bryan Bickell
 Mathieu Brisebois
 Alex Broadhurst
 Matt Carey
 Mac Carruth
 Adam Clendening
 Corey Crawford
 Kyle Cumiskey
 Kias Dahlbeck
 Phillip Danault
 Scott Darling
 Dillon Fournier
 Ryan Hartman
 Niklas Hjalmarsson
 Marian Hossa
 Stephen Johns
 Patrick Kane
 Duncan Keith
 Marcus Kruger
 Pierre-Cédric Labrie
 Drew LeBlanc
 Nick Leddy
 Michael Leighton
 Brandon Mashinter
 Mark McNeill
 Jeremy Morin
 Joakim Nordstrom
 Johnny Oduya
 Antti Raanta
 Dennis Rasmussen
 Peter Regin
 Brad Richards
 Garret Ross
 Michal Rozsival
 David Rundblad
 Brandon Saad
 Brent Seabrook
 Patrick Sharp
 Andrew Shaw
 Kent Simpson
 Ben Smith
 Viktor Svedberg
 Teuvo Teravainen
 Jonathan Toews
 Trevor van Riemsdyk
 Kris Versteeg

Signed as a free agent on July 1, 2014.
 Blackhawks' second-round pick (41st overall) in the 2004 NHL Draft.
 From ARI with David Rundblad for a second-round pick in the 2014 Draft on March 4, 2014.
 Blackhawks' seventh-round pick (199th overall) in the 2011 NHL Draft.
 Signed as a free agent on March 20, 2014.
 Blackhawks' seventh-round pick (191st overall) in the 2010 NHL Draft.
 Blackhawks' second-round pick (36th overall) in the 2011 NHL Draft.
 Blackhawks' second-round pick (52nd overall) in the 2003 NHL Draft.
 Signed as a free agent on July 2, 2014.
 Blackhawks' third-round pick (79th overall) in the 2011 NHL Draft.
 Blackhawks' first-round pick (26th overall) in the 2011 NHL Draft.
 Signed as a free agent on July 1, 2014.
 Blackhawks' second-round pick (48th overall) in the 2012 NHL Draft.
 Blackhawks' first-round pick (30th overall) in the 2013 NHL Draft.
 Blackhawks' fourth-round pick (108th overall) in the 2005 Draft.
 Signed as a free agent on July 1, 2009.
 Blackhawks' second-round pick (60th overall) in the 2010 NHL Draft.
 Blackhawks' first-round pick (first overall) in the 2007 NHL Draft.
 Blackhawks' second-round pick (54th overall) in the 2002 NHL Draft.
 Blackhawks' fifth-round pick (149th overall) in the 2009 NHL Draft.
 Signed as a free agent on July 1, 2014.
 Signed as a free agent on April 12, 2013.
 From MIN with Kim Johnsson for Cam Barker on Feb. 12, 2010.
 Signed as a free agent on Aug. 18, 2014.
 From NYR for Kyle Beach on Dec. 6, 2013.
 Blackhawks' first-round pick (18th overall) in the 2011 NHL Draft.
 From ATL with Marty Reasoner, Joey Crabb and two picks in the 2010 NHL Draft for Dustin Byfuglien, Ben Eager and Brent Sopel on June 23, 2010.
 Blackhawks' third-round pick (90th overall) in the 2010 NHL Draft.
 From WPG for a second- and a third-round pick in the 2013 Draft on Feb. 27, 2012.
 Signed as a free agent on June 3, 2013.
 Signed as a free agent on June 10, 2014.
 From NYI with Pierre-Marc Bouchard for a fourth-round pick in the 2014 Draft on Feb. 6, 2014.
 Signed as a free agent on July 1, 2014.
 Blackhawks' fifth-round pick (139th overall) in the 2012 NHL Draft.
 Signed as a free agent on Sept. 11, 2012.
 From ARI with Mathieu Brisebois for a second-round pick in the 2014 Draft on March 4, 2014.
 Blackhawks' second-round pick (43rd overall) in the 2011 NHL Draft.
 Blackhawks' first-round pick (14th overall) in the 2003 NHL Draft.
 From PHI with Eric Meloche for Matt Ellison and a third-round pick in the 2006 NHL Draft on Dec. 5, 2005.
 Blackhawks' fifth-round pick (139th overall) in the 2011 NHL Draft.
 Blackhawks' second-round pick (58th overall) in the 2010 NHL Draft.
 Blackhawks' sixth-round pick (169th overall) in the 2008 NHL Draft.
 Signed as a free agent on Oct. 19, 2013.
 Blackhawks' first-round pick (18th overall) in the 2012 NHL Draft.
 Blackhawks' first-round pick (third overall) in the 2006 NHL Draft.
 Signed as a free agent on March 24, 2014.
 From FLA with Philippe Lefebvre for Jimmy Hayes and Dylan Olsen on Nov. 14, 2013.



CHICAGO BLACKHAWKS

2013-14 REVIEW

SCHEDULE AND RESULTS

LEADERSHIP
PLAYERS
2013-14
OPPONENTS
TRADITION
RECORDS
PLAYOFFS
HISTORY
MINORS
NHL
MEDIA

GM	DATE	OPPONENT	RESULT	SCORE	RECORD	GOALIE	ATTENDANCE	GWG
1	10/01	WASHINGTON	W	6-4	1-0-0	CRAWFORD	22,158	J. ODUYA
2	10/05	TAMPA BAY	L (SO)	3-2	1-0-1	CRAWFORD	21,563	V. Filppula
3	10/09	@ St. Louis	L	3-2	1-1-1	CRAWFORD	16,565	A. Steen
4	10/11	NY ISLANDERS	W	3-2	2-1-1	KHABIBULIN	21,196	M. HANDZUS
5	10/12	BUFFALO	W	2-1	3-1-1	CRAWFORD	21,261	P. KANE
6	10/15	@ Carolina	W (SO)	3-2	4-1-1	CRAWFORD	16,263	P. SHARP
7	10/17	ST. LOUIS	L (SO)	3-2	4-1-2	CRAWFORD	21,169	T. Oshie
8	10/19	TORONTO	W	3-1	5-1-2	CRAWFORD	21,801	M. KOSTKA
9	10/22	@ Florida	W (SO)	3-2	6-1-2	CRAWFORD	15,779	J. TOEWS
10	10/24	@ Tampa Bay	L (OT)	6-5	6-1-3	KHABIBULIN	18,820	M. St. Louis
11	10/26	MINNESOTA	L	5-3	6-2-3	CRAWFORD	21,521	J. Pominville
12	10/28	@ Minnesota	W	5-1	7-2-3	CRAWFORD	18,685	S. BROOKBANK
13	10/29	OTTAWA	W	6-5	8-2-3	KHABIBULIN/CRAWFORD (W)	21,123	A. SHAW
14	11/02	@ Winnipeg	W	5-1	9-2-3	CRAWFORD	15,004	B. BOLLIG
15	11/03	CALGARY	L (OT)	3-2	9-2-4	CRAWFORD	21,229	K. Russell
16	11/06	WINNIPEG	W	4-1	10-2-4	CRAWFORD	21,122	P. KANE
17	11/09	@ Dallas	W	5-2	11-2-4	CRAWFORD	17,167	P. KANE
18	11/10	EDMONTON	W	5-4	12-2-4	CRAWFORD	21,185	D. KEITH
19	11/14	ARIZONA	W (SO)	5-4	13-2-4	CRAWFORD	21,762	B. PIRRI
20	11/16	@ Nashville	L	7-2	13-3-4	KHABIBULIN/CRAWFORD (L)	17,113	P. Hornqvist
21	11/17	SAN JOSE	W	5-1	14-3-4	CRAWFORD	21,434	P. SHARP
22	11/19	@ Colorado	L	5-1	14-4-4	CRAWFORD (L)/RAANTA	17,348	G. Landeskog
23	11/21	@ Winnipeg	W	6-3	15-4-4	CRAWFORD	15,004	M. HOSSA
24	11/23	@ Vancouver	W	2-1	16-4-4	CRAWFORD	18,910	M. KRUGER
25	11/25	@ Edmonton	W	5-1	17-4-4	CRAWFORD	16,839	P. KANE
26	11/27	@ Calgary	W	3-2	18-4-4	RAANTA	19,289	P. KANE
27	11/29	@ Dallas	W (SO)	2-1	19-4-4	CRAWFORD	18,532	B. SMITH
28	11/30	@ Arizona	W	5-2	20-4-4	RAANTA	17,321	N. HJALMARSSON
29	12/03	DALLAS	L	4-3	20-5-4	CRAWFORD	21,411	A. Roussel
30	12/05	@ Minnesota	L	4-3	20-6-4	CRAWFORD	18,852	M. Scandella
31	12/06	ANAHEIM	L (SO)	3-2	20-6-5	RAANTA	21,586	K. Palmieri
32	12/08	FLORIDA	W	6-2	21-6-5	CRAWFORD/RAANTA (W)	21,119	M. HOSSA
33	12/10	@ Dallas	W	6-2	22-6-5	RAANTA	12,542	B. SAAD
34	12/11	PHILADELPHIA	W	7-2	23-6-5	RAANTA	21,144	M. HANDZUS
35	12/14	@ Toronto	L	7-3	23-7-5	RAANTA (L)/SIMPSON	19,603	N. Kulemin
36	12/15	LOS ANGELES	W	3-1	24-7-5	RAANTA	21,426	K. VERSTEEG
37	12/17	@ Nashville	W	3-1	25-7-5	RAANTA	16,219	P. KANE
38	12/20	VANCOUVER	L (SO)	3-2	25-7-6	RAANTA	21,966	R. Kesler
39	12/23	NEW JERSEY	W	5-2	26-7-6	RAANTA	22,019	B. BICKELL
40	12/27	COLORADO	W	7-2	27-7-6	RAANTA	22,201	P. SHARP
41	12/28	@ St. Louis	L (SO)	6-5	27-7-7	RAANTA	20,082	K. Shattenkirk

SCHEDULE AND RESULTS

GM	DATE	OPPONENT	RESULT	SCORE	RECORD	GOALIE	ATTENDANCE	GWG
42	12/30	LOS ANGELES	W	1-0	28-7-7	RAANTA	22,161	B. SAAD
43	01/02	@ NY Islanders	L (OT)	3-2	28-7-8	CRAWFORD	13,618	K. Okposo
44	01/03	@ New Jersey	W	5-3	29-7-8	RAANTA	16,592	M. HOSSA
45	01/05	SAN JOSE	L (SO)	3-2	29-7-9	CRAWFORD	21,599	L. Couture
46	01/08	NY RANGERS	L	3-2	29-8-9	CRAWFORD	21,493	C. Hagelin
47	01/11	@ Montreal	L (OT)	2-1	29-8-10	CRAWFORD	21,273	A. Markov
48	01/12	EDMONTON	W	5-3	30-8-10	RAANTA	21,424	J. TOEWS
49	01/14	COLORADO	L (OT)	3-2	30-8-11	CRAWFORD	21,412	T. Barrie
50	01/17	ANAHEIM	W	4-2	31-8-11	CRAWFORD	22,064	B. BICKELL
51	01/19	BOSTON	W (SO)	3-2	32-8-11	CRAWFORD	22,197	P. KANE
52	01/22	@ Detroit	L (SO)	5-4	32-8-12	CRAWFORD	20,066	D. Helm
53	01/23	@ Minnesota	L	2-1	32-9-12	RAANTA	19,226	M. Cooke
54	01/26	WINNIPEG	L	3-1	32-10-12	CRAWFORD	21,841	A. Ladd
55	01/28	@ Calgary	L (OT)	5-4	32-10-13	RAANTA/CRAWFORD (L)	19,289	T. Brodie
56	01/29	@ Vancouver	W	5-2	33-10-13	CRAWFORD	18,910	J. TOEWS
57	02/01	@ San Jose	L (SO)	2-1	33-10-14	CRAWFORD	17,562	P. Marleau
58	02/03	@ Los Angeles	W	5-3	34-10-14	CRAWFORD	18,118	N. LEDDY
59	02/05	@ Anaheim	W	2-0	35-10-14	CRAWFORD	17,446	M. HOSSA
60	02/07	@ Arizona	L	2-0	35-11-14	CRAWFORD	17,525	K. Yandle
61	02/27	@ NY Rangers	L	2-1	35-12-14	CRAWFORD	18,006	R. Nash
62	03/01	PITTSBURGH*	W	5-1	36-12-14	CRAWFORD	62,921	J. TOEWS
63	03/04	COLORADO	L	4-2	36-13-14	CRAWFORD	21,361	T. Barrie
64	03/06	COLUMBUS	W	6-1	37-13-14	CRAWFORD	21,179	A. SHAW
65	03/09	@ Buffalo	W	2-1	38-13-14	CRAWFORD	19,070	J. TOEWS
66	03/12	@ Colorado	L	3-2	38-14-14	RAANTA	18,007	R. O'Reilly
67	03/14	NASHVILLE	L	3-2	38-15-14	CRAWFORD	22,106	R. Ellis
68	03/16	DETROIT	W	4-1	39-15-14	CRAWFORD	22,128	B. SMITH
69	03/18	@ Philadelphia	L (OT)	3-2	39-15-15	RAANTA	19,932	C. Giroux
70	03/19	ST. LOUIS	W	4-0	40-15-15	CRAWFORD	21,640	D. KEITH
71	03/21	CAROLINA	W	3-2	41-15-15	CRAWFORD	21,857	J. TOEWS
72	03/23	NASHVILLE	L	2-0	41-16-15	CRAWFORD	21,727	M. Fisher
73	03/25	DALLAS	W	4-2	42-16-15	CRAWFORD	21,493	D. KEITH
74	03/27	@ Boston	L	3-0	42-17-15	CRAWFORD	17,565	P. Bergeron
75	03/28	@ Ottawa	L	5-3	42-18-15	RAANTA	18,922	K. Turris
76	03/30	@ Pittsburgh	L	4-1	42-19-15	CRAWFORD	18,655	L. Stempniak
77	04/03	MINNESOTA	W (SO)	3-2	43-19-15	CRAWFORD	21,791	M. HOSSA
78	04/04	@ Columbus	W	4-3	44-19-15	RAANTA	18,695	B. SMITH
79	04/06	ST. LOUIS	W	4-2	45-19-15	CRAWFORD	22,184	M. KRUGER
80	04/09	MONTREAL	W (OT)	3-2	46-19-15	CRAWFORD	21,571	P. SHARP
81	04/11	@ Washington	L	4-0	46-20-15	CRAWFORD (L)/RAANTA	18,506	A. Ovechkin
82	04/12	@ Nashville	L	7-5	46-21-15	RAANTA	17,355	P. Hornqvist

* Stadium Series game played at Soldier Field

LEADERSHIP

PLAYERS

2013-14

OPPONENTS

TRADITION

RECORDS

PLAYOFFS

HISTORY

MINORS

NHL

MEDIA

FINAL TEAM SCORING

LEADERSHIP
PLAYERS
2013-14
OPPONENTS
TRADITION
RECORDS
PLAYOFFS
HISTORY
MINORS
NHL
MEDIA

PLAYER	POS	GP	G	A	P	+/-	PIM	PP	SH	GW	OT	S	S%	TOI/G
Patrick Sharp	L	82	34	44	78	13	40	10	0	3	1	313	10.9	18:53
Patrick Kane	R	69	29	40	69	7	22	10	0	6	0	227	12.8	19:36
Jonathan Toews	C	76	28	40	68	26	34	5	3	5	0	193	14.5	20:28
Duncan Keith	D	79	6	55	61	22	28	3	0	3	0	198	3.0	24:38
Marian Hossa	R	72	30	30	60	28	20	4	3	4	0	241	12.4	18:16
Brandon Saad	L	78	19	28	47	20	20	3	0	2	0	159	11.9	16:17
Brent Seabrook	D	82	7	34	41	23	22	3	1	0	0	149	4.7	22:15
Andrew Shaw	C	80	20	19	39	12	76	5	0	2	0	149	13.4	15:41
Nick Leddy	D	82	7	24	31	10	10	4	0	1	0	123	5.7	16:22
Kris Versteeg	L	63	10	19	29	9	27	1	0	1	0	110	9.1	14:06
Marcus Kruger	C	81	8	20	28	6	36	0	0	2	0	96	8.3	13:52
Ben Smith	R	75	14	12	26	3	2	1	0	2	0	90	15.6	12:44
Niklas Hjalmarsson	D	81	4	22	26	11	34	0	1	1	0	98	4.1	21:16
Michal Handzus	C	59	4	12	16	0	16	0	1	2	0	50	8.0	13:38
Johnny Oduya	D	77	3	13	16	11	38	0	0	1	0	83	3.6	20:06
Bryan Bickell	L	59	11	4	15	-6	28	0	0	2	0	93	11.8	11:21
Brandon Bollig	L	82	7	7	14	-1	92	0	0	1	0	109	6.4	10:16
Brandon Pirri	C	28	6	5	11	6	6	1	0	0	0	34	17.6	12:15
Jeremy Morin	R	24	5	6	11	5	32	0	0	0	0	46	10.9	9:09
Michal Rozsival	D	42	1	7	8	7	32	0	0	0	0	39	2.6	16:39
Sheldon Brookbank	D	48	2	5	7	2	52	0	0	1	0	43	4.7	12:53
Peter Regin	C	17	2	2	4	5	2	0	0	0	0	16	12.5	10:23
Michael Kostka	D	9	2	1	3	3	8	0	0	1	0	18	11.1	14:26
Joakim Nordstrom	C	16	1	2	3	-2	2	0	0	0	0	26	3.8	11:41
Matt Carey	L	2	1	0	1	-1	2	0	0	0	0	1	100.0	9:38
David Rundblad	D	5	0	0	0	-1	0	0	0	0	0	4	0.0	8:20
Teuvo Teravainen	C	3	0	0	0	0	0	0	0	0	0	4	0.0	14:05
Brad Mills	C	3	0	0	0	-1	0	0	0	0	0	2	0.0	10:19
Jimmy Hayes	R	2	0	0	0	1	0	0	0	0	0	1	0.0	11:50

GOALTENDER	GP	MINS	GAA	W	L	OT	SO	SA	GA	SV %	G	A	PIM
Corey Crawford	59	3,395	2.26	32	16	10	2	1,533	128	.917	0	1	0
Antti Raanta	25	1,397	2.71	13	5	4	1	610	83	.897	0	1	0
Nikolai Khabibulin	4	168	5.00	1	0	1	0	74	14	.811	0	0	0
Kent Simpson	1	20	6.00	0	0	0	0	7	2	.714	0	0	0

PLAYER	HOME				
	GP	G	A	P	+/-
Patrick Sharp	41	17	24	41	10
Jonathan Toews	38	19	16	35	12
Marian Hossa	37	14	17	31	15
Patrick Kane	35	8	22	30	7
Duncan Keith	41	4	25	29	15
Brent Seabrook	41	4	19	23	14
Brandon Saad	38	6	16	22	19
Andrew Shaw	40	11	9	20	15
Kris Versteeg	29	10	10	20	15
Marcus Kruger	41	5	12	17	4
Nick Leddy	41	3	14	17	12
Niklas Hjalmarsson	41	1	15	16	18
Ben Smith	36	8	6	14	3
Bryan Bickell	32	8	3	11	2
Michal Handzus	31	4	7	11	9
Brandon Bollig	41	5	3	8	1
Brandon Pirri	11	5	3	8	5
Johnny Oduya	39	2	6	8	13
Jeremy Morin	12	2	4	6	3
Michal Rozsival	20	1	5	6	9
Sheldon Brookbank	23	0	4	4	3
Joakim Nordstrom	10	1	1	2	2
Peter Regin	9	1	1	2	4
Michael Kostka	4	1	0	1	1
David Rundblad	3	0	0	0	2
Brad Mills	2	0	0	0	-1
Jimmy Hayes	1	0	0	0	1
Teuvo Teravainen	1	0	0	0	0

GOALTENDER	GP	MINS	W-L-OT	GAA	SO
Corey Crawford	32	1,867	19-7-5	2.19	1
Antti Raanta	9	535	7-0-2	1.68	1
Nikolai Khabibulin	2	91	1-0-0	3.95	0

PLAYER	ROAD				
	GP	G	A	P	+/-
Patrick Kane	34	21	18	39	0
Patrick Sharp	41	17	20	37	3
Jonathan Toews	38	9	24	33	14
Duncan Keith	38	2	30	32	7
Marian Hossa	35	16	13	29	13
Brandon Saad	40	13	12	25	1
Andrew Shaw	40	9	10	19	-3
Brent Seabrook	41	3	15	18	9
Nick Leddy	41	4	10	14	-2
Ben Smith	39	6	6	12	0
Marcus Kruger	40	3	8	11	2
Niklas Hjalmarsson	40	3	7	10	-7
Kris Versteeg	34	0	9	9	-6
Johnny Oduya	38	1	7	8	-2
Brandon Bollig	41	2	4	6	-2
Jeremy Morin	12	3	2	5	2
Michal Handzus	28	0	5	5	-9
Bryan Bickell	27	3	1	4	-8
Sheldon Brookbank	25	2	1	3	-1
Brandon Pirri	17	1	2	3	1
Peter Regin	8	1	1	2	1
Michael Kostka	5	1	1	2	2
Michal Rozsival	22	0	2	2	-2
Matt Carey	2	1	0	1	-1
Joakim Nordstrom	6	0	1	1	-4
Teuvo Teravainen	2	0	0	0	0
David Rundblad	2	0	0	0	-3
Jimmy Hayes	1	0	0	0	0
Brad Mills	1	0	0	0	0

GOALTENDER	GP	MINS	W-L-OT	GAA	SO
Corey Crawford	27	1,528	13-9-5	2.36	1
Antti Raanta	16	861	6-5-2	3.34	0
Nikolai Khabibulin	2	76	0-0-1	6.28	0
Kent Simpson	1	20	0-0-0	6.00	0

LEADERSHIP

PLAYERS

2013-14

OPPONENTS

TRADITION

RECORDS

PLAYOFFS

HISTORY

MINORS

NHL

MEDIA



BLACKHAWKS 6, Capitals 4 - United Center (10/01/13)

The Blackhawks began the season with the 2013 Stanley Cup banner-raising ceremony at the United Center, and capped off the opener by scoring three third-period goals en route to a come-from-behind victory over Washington. **BRANDON BOLLIG** netted his first career regular-season goal; **PATRICK KANE**, **BRENT SEABROOK**, **BRANDON SAAD**, **JOHNNY ODUYA** and **MARIAN HOSSA** (EN) also tallied for the home team. **Mikhail Grabovski** recorded a hat trick for the Capitals; **Alex Ovechkin** also scored a goal. **COREY CRAWFORD** stopped 28 of 32 shots, while **Braden Holtby** turned aside 29 of 34 in the loss. The Blackhawks went 1-for-4 (8 shots, 6:27) on the power play. Washington was 3-for-6 (13 shots, 6:28) with the man advantage. A season-high 12 Chicago players recorded a point, and three Blackhawks registered multi-point outings (**NIKLAS HJALMARSSON**, 2A; **SAAD**, 1G, 2A; **HOSSA**, 1G, 1A).

Lightning 3, BLACKHAWKS 2 (SO) - United Center (10/05/13)

The Blackhawks surrendered a two-goal third-period lead before dropping a 3-2 shootout decision to the Tampa Bay Lightning. **PATRICK KANE** and **BRANDON SAAD** scored for the Blackhawks in regulation. **Martin St. Louis** and **Teddy Purcell** accounted for the Tampa Bay goals; **Valtteri Filppula** netted the game-deciding shootout goal. **COREY CRAWFORD** stopped 14 of 16 shots. **Ben Bishop** turned aside 37 of 39 shots. Chicago went 1-for-5 (8 shots, 9:45) with the man advantage. The Lightning went 1-for-1 (1 shot, 00:31) on the power play. The Blackhawks held the Lightning to zero first period shots on goal, marking the first time that Chicago has held an opponent without a shot on goal in a period since Dec. 4, 1946 vs. Detroit.

Blues 3, BLACKHAWKS 2 - Scottrade Center (10/09/13)

The Blackhawks fell 3-2 to the St. Louis Blues after allowing the game-winning goal with 21 seconds remaining in the game, recording their first regulation loss of the season. **PATRICK KANE** (1G, 1A), **JONATHAN TOEWS** (1G, 1A) and **PATRICK SHARP** (2A) each posted two points for Chicago. **Vladimir Tarasenko**, **David Backes** and **Alexander Steen** scored for the Blues. **COREY CRAWFORD** stopped 31 of 34 shots. **Jaroslav Halak** made 26 saves for the win. The Blackhawks were 2-for-2 (3 shots, 0:22) on the power play. St. Louis was 1-for-2 (3 shots, 3:14) with the man advantage.

BLACKHAWKS 3, Islanders 2 - United Center (10/11/13)

The Blackhawks notched a 3-2 victory over New York at the United Center. **JOAKIM NORDSTROM**, **JONATHAN TOEWS** and **MICHAEL HANDZUS** scored for Chicago; **NORDSTROM**'s tally was the first of his career. **Josh Bailey** and **Kyle Okposo** posted goals for New York. **NIKOLAI KHABIBULIN** stopped 17 of 19 shots in the victory. **Kevin Poulin** turned aside 25 of 28 shots for the visitors. The Blackhawks went 0-for-4 (4 shots, 7:31) on the power play. New York was 0-for-2 (3 shots, 3:36) with the man advantage.

BLACKHAWKS 2, Sabres 1 - United Center (10/12/13)

The Blackhawks defeated the Buffalo Sabres 2-1, extending their home point streak to four games. **BEN SMITH** scored his first goal of the season, and **PATRICK KANE** added a power-play goal. **Drew Stafford** provided the lone tally for Buffalo. **COREY CRAWFORD** stopped 28 of 29 shots for Chicago. **Ryan Miller** turned aside 38 of 40 shots. Chicago was 1-for-5 (11 shots, 7:24) with the man advantage. Buffalo went 0-for-3 (2 shots, 4:41) on the power play.

BLACKHAWKS 3, Hurricanes 2 (SO) - PNC Arena (10/15/13)

The Blackhawks recorded their 2,500th franchise victory with a 3-2 shootout win over the Carolina Hurricanes to earn a point for the third straight game and improve to 4-1-1 on the season. **PATRICK SHARP**, with his 200th career tally, and **MARIAN HOSSA** accounted for Chicago's regulation goals, and **SHARP** netted the game-decider. Alexander Semin and Ron Hainsey scored for Carolina. **COREY CRAWFORD** turned aside 32 of 34 shots for the visitors. Cam Ward stopped 34 of 36 shots for the Hurricanes. The Blackhawks went 0-for-3 (2 shots, 4:59) on the power play. Carolina was 0-for-4 (3 shots, 6:59) with the man advantage.

Blues 3, BLACKHAWKS 2 (SO) - United Center (10/17/13)

The Blackhawks dropped a 3-2 shootout decision to the St. Louis Blues at the United Center. **BRANDON PIRRI** registered his first career goal, and **MARIAN HOSSA** netted his third tally of the year for Chicago. David Backes and Alexander Steen lit the lamp for St. Louis, and T.J. Oshie scored the game-deciding shootout goal. **COREY CRAWFORD** stopped 26 of 28 shots. Jaroslav Halak made 27 saves on 29 shots for the Blues. The Blackhawks were 0-for-4 (6 shots, 7:19) on the power play. St. Louis was 1-for-3 (2 shots, 3:34) with the man advantage.

BLACKHAWKS 3, Maple Leafs 1 - United Center (10/19/13)

The Blackhawks recorded a 3-1 victory over the visiting Toronto Maple Leafs. **BRYAN BICKELL** registered his first tally of the season, **MICHAEL KOSTKA** added the first goal of his career, and **BRANDON PIRRI** scored for the second consecutive game. Nazem Kadri netted the lone goal for Toronto. **PIRRI** (1G, 1A) and **NICK LEDDY** (2A) led all scorers with two points each. **COREY CRAWFORD** turned aside 19 of 20 shots. Jonathan Bernier took the loss, making 37 saves on 40 shots. The Blackhawks were 1-for-3 (7 shots, 5:08) on the power play. The Leafs were 1-for-5 (4 shots, 7:45) with the man advantage.

BLACKHAWKS 3, Panthers 2 (SO) - BB&T Center (10/22/13)

The Blackhawks earned a point for the sixth consecutive game, posting a 3-2 shootout win over the Panthers in Florida. **JONATHAN TOEWS** scored his third goal of the season, and **BRYAN BICKELL** lit the lamp for the second consecutive game. **TOEWS** also netted the game-deciding goal. Tomas Fleischmann and Dmitry Kulikov found the back of the net for Florida. **COREY CRAWFORD** stopped 20 of 22 shots, including Jonathan Huberdeau's second-period penalty shot attempt. Tim Thomas allowed two goals on 27 shots before being replaced by Jacob Markstrom in the third period; Markstrom took the loss in the shootout. Chicago was 1-for-2 (3 shots, 2:35) with the man advantage. The Panthers were 0-for-1 (1 shot, 2:00) on the power play.

Lightning 6, BLACKHAWKS 5 (OT) - Tampa Bay Times Forum (10/24/13)

Chicago fell 6-5 in overtime to the Tampa Bay Lightning, but extended their point streak to seven games. **BRYAN BICKELL**, **MARIAN HOSSA**, **PATRICK KANE**, **ANDREW SHAW** and **JONATHAN TOEWS** potted goals for Chicago. Matt Carle, Nate Thompson, Steven Stamkos and Victor Hedman all scored in regulation for Tampa Bay, while Martin St. Louis netted the game-winning goal. Nikolai Khabibulin stopped 19 of 25 shots for the visitors, and Ben Bishop turned aside 38 of 43 shots for the Lightning. The Blackhawks were 1-for-6 (12 shots, 9:57) with the man advantage. Tampa Bay went 2-for-4 (4 shots, 5:08) on the power play.

Wild 5, BLACKHAWKS 3 - United Center (10/26/13)

The Blackhawks had their seven-game point streak snapped with a 5-3 loss to the visiting Minnesota Wild. **BRYAN BICKELL** extended his goal-scoring streak to a career-long four games. **PATRICK KANE** and **MARCUS KRUGER** also tallied for the home team. Zach Parise, Kyle Brodziak, Jason Pominville and Justin Fontaine accounted for the Minnesota goals. **COREY CRAWFORD** turned aside 20 of 25 shots. Niklas Backstrom stopped 33 of 36 to earn the win. Chicago was 1-for-7 (7 shots, 12:15) on the power play. The Wild were 1-for-5 (6 shots, 5:28) with the man advantage.

BLACKHAWKS 5, Wild 1 - Xcel Energy Center (10/28/13)

The Blackhawks scored four consecutive goals to earn a 5-1 victory over Minnesota. **NICK LEDDY** and **SHELDON BROOKBANK** both netted their first goals of the season; **PATRICK SHARP**, **PATRICK KANE** and **BRANDON SAAD** also tallied for the Blackhawks. Jason Pominville scored the lone Minnesota goal. **COREY CRAWFORD** stopped 29 of 30 shots. Niklas Backstrom turned aside 23 of 28 shots for the home team. The Blackhawks were 1-for-3 (6 shots, 5:43) with the man advantage. The Wild went 0-for-3 (4 shots, 6:00) on the power play.

BLACKHAWKS 6, Senators 5 - United Center (10/29/13)

The Blackhawks registered a 6-5 come-from-behind victory over the Ottawa Senators at the United Center. **JONATHAN TOEWS** (3G, 1A) recorded his third career regular-season hat trick. **MARIAN HOSSA** (1G, 2A) and **ANDREW SHAW** (2G) accounted for the rest of Chicago's goals. Milan Michalek, Kyle Turris, Joe Corvo, Mika Zibanejad and Zack Smith tallied for the visitors. **NIKOLAI KHABIBULIN** made 18 saves on 22 shots before being relieved by **COREY CRAWFORD**, who picked up the win after making 14 saves on 15 shots. Craig Anderson stopped 34 of 40 shots for Ottawa. The Blackhawks went 1-for-2 (2 shots, 2:09) on the power play. The Senators were 1-for-1 (3 shots, 1:54) with the man advantage.

LEADERSHIP

PLAYERS

2013-14

OPPONENTS

TRADITION

RECORDS

PLAYOFFS

HISTORY

MINORS

NHL

MEDIA

REGULAR-SEASON GAME SUMMARIES

BLACKHAWKS 5, Jets 1 - MTS Centre (11/02/13)

The Blackhawks won their third consecutive game with a 5-1 victory in Winnipeg. **BRANDON BOLLIG** (1G, 1A) registered his first career multi-point game. **NIKLAS HJALMARSSON**, **PATRICK SHARP**, **NICK LEDDY** (1G, 1A) and **BEN SMITH** also potted goals for Chicago. Tobias Enstrom netted the lone goal for the Jets. **COREY CRAWFORD** stopped 26 of 27 shots for the win. Ondrej Pavelec allowed four goals on 14 shots before being replaced by Al Montoya, who turned aside 10 of 11 shots. The Blackhawks were 0-for-2 (1 shot, 2:00) with the man advantage. Winnipeg went 0-for-1 (1 shot, 0:21) on the power play.

Flames 3, BLACKHAWKS 2 (OT) - United Center (11/03/13)

The Blackhawks had their three-game win streak snapped with a 3-2 overtime loss to the visiting Calgary Flames. **PATRICK KANE** recorded his fourth multi-point game of the season (1G, 1A), and **MARIAN HOSSA** added a goal for Chicago. Mike Cammalleri, Curtis Glencross and Kris Russell (GWG) netted goals for Calgary. **COREY CRAWFORD** turned aside 27 of 30 shots in the loss. Reto Berra stopped 42 of 44 shots for the visitors. The Blackhawks went 1-for-3 (9 shots, 4:01) on the power play, while Calgary did not have a power-play opportunity.

BLACKHAWKS 4, Jets 1 - United Center (11/06/13)

The Blackhawks scored four times to open the game and improve their record to 10-2-4 on the season. **JONATHAN TOEWS**, **PATRICK KANE**, **BRANDON PIRRI** and **PATRICK SHARP** tallied for the home team. Devin Setoguchi scored the lone goal for the Jets. **COREY CRAWFORD** allowed one goal on 25 shots. Al Montoya turned aside 24 of 28 shots in the loss. Chicago went 0-for-2 (2 shots, 3:54) with the man advantage. Winnipeg was 0-for-2 (3 shots, 4:00) on the power play.

BLACKHAWKS 5, Stars 2 - American Airlines Center (11/09/13)

The Blackhawks earned a 5-2 victory over the Stars in Dallas. **PATRICK SHARP** tied a career high with four assists; **MARIAN HOSSA** (2G), **JONATHAN TOEWS** (1G, 1A), **PATRICK KANE** (1G, 1A) and **JOHNNY ODUYA** (2A) each recorded multi-point outings. **NIKLAS HJALMARSSON** netted a shorthanded empty-net goal—his first career SHG—for Chicago. Cody Eakin and Tyler Seguin accounted for both Stars tallies. **COREY CRAWFORD** turned aside 31 of 33 shots. Kari Lehtonen stopped 26 of 30 in the loss. The Blackhawks went 1-for-1 (1 shot, 0:23) on the power play while the Stars were 0-for-6 (8 shots, 10:30).

BLACKHAWKS 5, Oilers 4 - United Center (11/10/13)

The Blackhawks rallied from a two-goal deficit to defeat the Edmonton Oilers 5-4 for their third straight win. **BRANDON SAAD**, **ANDREW SHAW**, **BRYAN BICKELL**, **MARCUS KRUGER** and **DUNCAN KEITH** scored for Chicago. Ryan Nugent-Hopkins, Nail Yakupov, David Perron and Jordan Eberle dented the net for the Oilers. **COREY CRAWFORD** stopped 19 of 23 shots for the Blackhawks, and Devan Dubnyk turned aside 31 of 36 shots for Edmonton. Chicago went 1-for-5 (5 shots, 8:40) with the man advantage. The Oilers were 2-for-2 (5 shots, 1:42) on the power play.

BLACKHAWKS 5, Coyotes 4 (SO) - United Center (11/14/13)

The Blackhawks extended their win streak to four games after posting a 5-4 shootout win over the Arizona Coyotes at the United Center. **BRANDON PIRRI** tied the game in the third period and netted the game-decider in the shootout. **BRANDON SAAD**, **PATRICK SHARP** and **MARIAN HOSSA** also dented the net for Chicago. Michael Stone (2G), Shane Doan and Lauri Kopikoski scored for the visitors. **COREY CRAWFORD** turned aside 26 of 30 shots for his fourth straight win. Mike Smith stopped 48 of 52 shots for the Coyotes. The Blackhawks were 1-for-3 (6 shots, 4:16) with the man advantage. Arizona went 1-for-3 (3 shots, 4:14) on the power play. Chicago's 52 shots on goal marked a season high.

Predators 7, BLACKHAWKS 2 - Bridgestone Arena (11/16/13)

The Blackhawks allowed a season-high seven goals and had their four-game win streak snapped against the Predators in Nashville. **PATRICK KANE** and **BRANDON PIRRI** scored for Chicago. Matt Cullen, Nick Spaling, Patric Hornqvist, Craig Smith, Viktor Stalberg, Mike Fisher and Shea Weber dented the net for the home team. **NIKOLAI KHABIBULIN** allowed two goals on eight shots before being replaced by **COREY CRAWFORD**, who stopped 17 of 22 shots. Marek Mazanec earned the win, making 39 saves on 41 shots. The Blackhawks were 0-for-4 (6 shots, 7:25) on the power play. The Predators went 2-for-5 (8 shots, 6:36) with the man advantage.

BLACKHAWKS 5, Sharks 1 - United Center (11/17/13)

The Blackhawks extended their home winning streak to a season-long four games with a 5-1 victory over the San Jose Sharks. **BRANDON PIRRI** opened the scoring, and **KRIS VERSTEEG** posted his first goal of the season with the Blackhawks. **PATRICK SHARP** recorded his first two-goal game of the year, including a penalty shot in the third period, and led all skaters with three points. **JONATHAN TOEWS** also tallied for Chicago. Joe Pavelski scored the lone goal for San Jose. **COREY CRAWFORD** stopped 23 of 24 shots, and Antti Niemi turned aside 22 of 27 for the Sharks. Chicago was 0-for-1 (0 shots, 2:00) with the man advantage. The Sharks went 0-for-2 (2 shots, 4:00) on the power play.

LEADERSHIP

PLAYERS

2013-14

OPPONENTS

TRADITION

RECORDS

PLAYOFFS

HISTORY

MINORS

NHL

MEDIA



Avalanche 5, BLACKHAWKS 1 - Pepsi Center (11/19/13)

The Blackhawks dropped a 5-1 decision to the Colorado Avalanche in the first contest of a seven-game road trip. **BRANDON SAAD** scored the lone goal for Chicago with 12:10 left in the third period. Paul Stastny, Gabriel Landeskog, John Mitchell, P.A. Parenteau and Cody McLeod lit the lamp for Colorado. **COREY CRAWFORD** allowed three goals in the first period and was replaced by **ANTTI RAANTA**, who saved 14 of 16 shots in his NHL debut. Semyon Varlamov stopped 36 of 37 shots for Colorado. The Blackhawks went 0-for-1 (5 shots, 2:00) on the power play. Colorado was 0-for-1 (3 shots, 2:00) with the man advantage.

BLACKHAWKS 6, Jets 3 - MTS Centre (11/21/13)

The Blackhawks scored three consecutive third-period goals to break a 3-3 tie and defeated the Jets 6-3 in Winnipeg. **JONATHAN TOEWS** (1G, 3A) registered four points for the second time this season. **PATRICK KANE**, **BRANDON SAAD**, **MARIAN HOSSA**, **BEN SMITH** and **PATRICK SHARP** also tallied for the Blackhawks. Andrew Ladd, Keaton Ellerby and Dustin Byfuglien potted goals for the Jets. **COREY CRAWFORD** stopped 22 of 25 shots for the win. Ondrej Pavelec turned aside 27 of 32 in the loss. The Blackhawks were 1-for-4 (8 shots, 6:04) with the man advantage. Winnipeg went 2-for-4 (7 shots, 5:39) on the power play.

BLACKHAWKS 2, Canucks 1 - Rogers Arena (11/23/13)

The Blackhawks tallied two goals in 9 seconds to edge the Canucks 2-1 and improve to 16-4-4 on the season. **ANDREW SHAW** and **MARCUS KRUGER** netted goals for the visitors. **PATRICK KANE** tallied an assist to extend his point streak to a career-best 10 games. Ryan Kesler accounted for Vancouver's lone goal. **COREY CRAWFORD** turned aside 36 of 37 shots for the victory, and Roberto Luongo stopped 27 of 29. Chicago went 0-for-2 (3 shots, 4:00) on the power play. The Canucks were 1-for-3 (3 shots, 4:56) with the man advantage.

BLACKHAWKS 5, Oilers 1 - Rexall Place (11/25/13)

The Blackhawks scored four consecutive goals to open the game in Edmonton and register a 5-1 victory over the Oilers. **ANDREW SHAW** (2G, 1A) led the way offensively for the visitors. **JONATHAN TOEWS**, **PATRICK KANE** and **JOHNNY ODUYA** also netted goals for Chicago. Justin Schultz registered the Oilers' lone tally. **COREY CRAWFORD** stopped 24 of 25 shots in his 15th consecutive appearance. Devan Dubnyk allowed four goals on 14 shots before being replaced by Ilya Bryzgalov, who stopped 12 of the 13 shots he faced. The Blackhawks were 1-for-4 (6 shots, 6:35) with the man advantage. Edmonton went 0-for-3 (2 shots, 6:00) on the power play.

LEADERSHIP

PLAYERS

2013-14

OPPONENTS

TRADITION

RECORDS

PLAYOFFS

HISTORY

MINORS

NHL

MEDIA

REGULAR-SEASON GAME SUMMARIES

BLACKHAWKS 3, Flames 2 - Scotiabank Saddledome (11/27/13)

The Blackhawks extended their win streak to four games after defeating the Flames 3-2 in Calgary. **PATRICK KANE** led the way for Chicago with his first two-goal game of the season, extending his point streak to a career-long 12 games. **PATRICK SHARP** also scored for the Blackhawks, while **NIKLAS HJALMARSSON** added two assists. Matt Stajan and Sean Monahan each contributed a goal for the Flames. **ANTTI RAANTA** turned aside 20 of 22 shots to earn his first career NHL victory in his first NHL start. Reto Berra stopped 27 of 30 shots in the loss. The Blackhawks were 0-for-2 (3 shots, 4:00) on the power play, while Calgary went 0-for-1 (1 shot, 2:00) with the man advantage. By improving to 18-4-4, the Blackhawks recorded their second-best start in franchise history through 26 games.

BLACKHAWKS 2, Stars 1 (SO) - American Airlines Center (11/29/13)

The Blackhawks won their fifth straight contest with a 2-1 shootout victory over the Stars in Dallas. **PATRICK SHARP** scored the lone regulation goal for Chicago, and **BEN SMITH** netted his first career game-decider in the 11th round of the shootout. Rich Peverley scored for Dallas. **COREY CRAWFORD** posted his 100th career victory by stopping 28 of 29 shots in regulation and 10 of 11 in the shootout. Kari Lehtonen turned aside 25 of 26 shots. The Blackhawks were 0-for-1 (1 shot, 2:00) with the man advantage. The Stars went 0-for-1 (2 shots, 2:00) on the power play.

BLACKHAWKS 5, Coyotes 2 - Jobing.com Arena (11/30/13)

The Blackhawks finished their 13-day road trip with a 6-1-0 record after earning a 5-2 victory over the Arizona Coyotes for their season-long sixth consecutive win. **PATRICK KANE**, **ANDREW SHAW**, **NIKLAS HJALMARSSON**, **BRANDON BOLLIG** and **MARIAN HOSSA** each tallied for Chicago. Rob Klinkhammer and Martin Hanzal netted goals for the Coyotes. **ANTTI RAANTA** earned his second career victory after stopping 32 of 34 shots. Mike Smith turned aside 31 of 35 shots in the loss. With the victory, the Blackhawks became the first team to reach 20 wins in the 2013-14 season. The Blackhawks went 1-for-5 (8 shots, 7:44) on the power play. Arizona was 1-for-5 (6 shots, 5:43) with the man advantage.

Stars 4, BLACKHAWKS 3 - United Center (12/03/13)

The Blackhawks dropped a 4-3 decision to the Stars after Antoine Roussel converted on a third-period penalty shot. **PATRICK SHARP**, **NICK LEDDY** and **MARCUS KRUGER** netted goals for Chicago. Valeri Nichushkin, Alex Chiasson and Erik Cole also lit the lamp for Dallas. **COREY CRAWFORD** stopped 14 of 18 shots, while Kari Lehtonen turned aside 47 of 50 shots to earn the victory. The Blackhawks were 1-for-5 (6 shots, 6:11) with the man advantage. The Stars went 1-for-2 (1 shot, 2:10) on the power play.





Wild 4, **BLACKHAWKS 3** - Xcel Energy Center (12/05/13)

The Blackhawks lost their second consecutive regulation game for the first time all season after giving up the game-winner with 1:48 left in the game. **JEREMY MORIN** scored his first goal of the season, while **BRANDON SAAD** and **MARIAN HOSSA** each dented the net for the visitors. Matt Cooke, Zach Parise, Jonas Brodin and Marco Scandella netted goals for the Wild. **COREY CRAWFORD** turned aside 19 of 23 shots in the loss. Josh Harding stopped 16 of 19 shots for the win. The Blackhawks went 1-for-2 (3 shots, 3:23) on the power play, while Minnesota was 2-for-3 (4 shots, 3:12) with the man advantage. The Blackhawks recorded a season-low 19 shots on goal, including four in the third period.

Ducks 3, **BLACKHAWKS 2** (SO) - United Center (12/06/13)

The Blackhawk notched their third straight defeat, falling 3-2 to the Anaheim Ducks in a shootout at the United Center. **BEN SMITH** and **KRIS VERSTEEG** lit the lamp for Chicago. Corey Perry and Ryan Getzlaf scored for the Ducks in regulation, and Kyle Palmieri notched the game-decider in the shootout. **ANTTI RAANTA** stopped 24 of 26 shots in his United Center debut. Jonas Hiller turned aside 23 of 25 shots. The Blackhawks were 1-for-3 (5 shots, 5:51) with the man advantage. Anaheim went 1-for-1 (1 shot, 1:59) on the power play.

BLACKHAWKS 6, Panthers 2 - United Center (12/08/13)

The Blackhawks snapped a three-game skid with a 6-2 victory over the visiting Florida Panthers. **PATRICK SHARP**, **BRENT SEABROOK**, **MARIAN HOSSA**, **MICHAEL HANDZUS**, **ANDREW SHAW** and **BRANDON SAAD** potted goals for Chicago. **PATRICK KANE** equaled a career high with three assists. Dylan Olsen and Marcel Goc tallied for Florida. **COREY CRAWFORD** turned aside all four shots he faced, and **ANTTI RAANTA** stopped 29 of 31 shots in relief to earn the win. Scott Clemmensen allowed six goals on 32 shots for the Panthers. The Blackhawks went 3-for-4 (5 shots, 2:51) on the power play. Chicago's penalty kill was a perfect 5-for-5.

BLACKHAWKS 6, Stars 2 - American Airlines Center (12/10/13)

The Blackhawks netted the first five goals in the game en route to a 6-2 victory in Dallas. **PATRICK KANE** led all players with three points (1G, 2A), and five other Chicago players recorded multiple points: **MICHAEL KOSTKA** (1G, 1A), **BRANDON SAAD** (2G), **PATRICK SHARP** (2G), **DUNCAN KEITH** (2A) and **BRENT SEABROOK** (2A). Antoine Roussel accounted for both Dallas goals. **ANTTI RAANTA** turned aside 27 of 29 shots to earn the victory. Kari Lehtonen allowed four goals on 19 shots before being replaced by Dan Ellis, who turned aside 12 of the 14 shots he faced. The Blackhawks were 1-for-5 (8 shots, 5:49) with the man advantage, while Chicago's penalty kill went 5-for-5 for the second straight contest. Six Blackhawks collected at least two points in the game for the second time this season.

LEADERSHIP

PLAYERS

2013-14

OPPONENTS

TRADITION

RECORDS

PLAYOFFS

HISTORY

MINORS

NHL

MEDIA

REGULAR-SEASON GAME SUMMARIES



BLACKHAWKS 7, Flyers 2 - United Center (12/11/13)

The Blackhawks scored a season-high seven goals against the visiting Philadelphia Flyers. **PATRICK SHARP** (1G, 2A) and **MARIAN HOSSA** (3A) each recorded three points for Chicago, while **DUNCAN KEITH**, **ANDREW SHAW**, **KRIS VERSTEEG**, **JONATHAN TOEWS** and **BRENT SEABROOK** each tallied for Chicago. **MICHAEL HANDZUS** netted the game-winner with his 17th career shorthanded goal. Jakub Voracek and Steve Downie lit the lamp for Philadelphia. **ANTTI RAANTA** stopped 28 of 30 shots, and Ray Emery made 12 saves on 18 shots before being relieved by Steve Mason, who stopped 4 of 5 shots. Chicago went 2-for-7 (4 shots, 10:05) on the power play. The Flyers were 2-for-5 (10 shots, 8:06) with the man advantage. The Blackhawks scored at least six goals in three consecutive games for the first time since Jan. 21-24, 1993.

Maple Leafs 7, BLACKHAWKS 3 - Air Canada Centre (12/14/13)

The Blackhawks fell 7-3 to the Maple Leafs in Toronto, snapping a three-game win streak. **PATRICK KANE** (2G) and **BRANDON SAAD** dented the net for Chicago. Peter Holland (2G), Jerry D'Amigo, Nikolai Kulemin, Joffrey Lupul (2G) and Phil Kessel recorded goals for Toronto. **ANTTI RAANTA** allowed stopped 20 of 25 shots in his first career loss; **KENT SIMPSON** made his NHL debut after relieving **RAANTA** in the third period and turned aside 5 of 7 shots. Jonathan Bernier turned aside 25 of 28 shots to earn the win. The Blackhawks were 1-for-2 (4 shots, 3:02) with the man advantage. The Maple Leafs went 2-for-4 (5 shots, 6:45) on the power play.

BLACKHAWKS 3, Kings 1 - United Center (12/15/13)

The Blackhawks scored three first-period goals en route to a 3-1 victory over the Los Angeles Kings. **MARIAN HOSSA** netted his 27th career shorthanded goal to open the scoring; **KRIS VERSTEEG** and **PATRICK SHARP** also tallied for Chicago. Alec Martinez scored the lone goal for Los Angeles. **ANTTI RAANTA** stopped 21 of 22 shots for the win. Ben Scrivens turned aside 37 of 40 shots for the Kings. Chicago was 1-for-3 (3 shots, 4:13) on the power play. Los Angeles was 0-for-3 with the man advantage (4 shots, 5:56). With the victory, Head Coach **JOEL QUENNEVILLE** pulled into a tie with Pat Quinn for fourth on the NHL's all-time win list at 684.

BLACKHAWKS 3, Predators 1 - Bridgestone Arena (12/17/13)

The Blackhawks collected a 3-1 victory over their Central Division rivals at Bridgestone Arena in Nashville. **DUNCAN KEITH** scored his third goal of the season on the first shot of the game. **PATRICK KANE** and **NICK LEDDY** also netted goals for Chicago. Shea Weber scored the lone goal for the Predators. **ANTTI RAANTA** turned aside 27 of 28 shots to improve his record to 7-1-1. Carter Hutton stopped 24 of 27 in a losing effort. The Blackhawks went 2-for-5 (7 shots, 7:23) on the power play, marking their 10th straight game scoring at least one power-play goal. The Predators were 1-for-7 (14 shots, 12:04) with the man advantage.

Canucks 3, BLACKHAWKS 2 (SO) - United Center (12/20/13)

The Blackhawks dropped a 3-2 shootout decision to the Vancouver Canucks at the United Center. **PATRICK KANE** picked up an assist on **KRIS VERSTEEG**'s opening goal and later scored a goal of his own for his fifteenth multi-point game of the season. Zack Kassian and Daniel Sedin scored in regulation for the Canucks; Ryan Kesler netted the game-decider in the eighth round of the shootout. **ANTTI RAANTA** stopped 22 of 24 shots, while Eddie Lack turned aside 24 of 26 to record the win. Chicago went 0-for-4 (2 shots, 8:00) with the man advantage. Vancouver was 0-for-4 (7 shots, 8:00) on the power play.

BLACKHAWKS 5, Devils 2 - United Center (12/23/13)

The Blackhawks beat the New Jersey Devils 5-2 at the United Center as **PATRICK KANE** delivered a goal to extend his point streak to 12 games, equaling his career long set earlier in the season. **PATRICK SHARP** (2), **BRYAN BICKELL** and **NICK LEDDY** also tallied for Chicago. Stephen Gionta and Michael Ryder each scored for New Jersey. **ANTTI RAANTA** turned aside 10 of 12 shots for his eighth career win. Cory Schneider stopped 32 of 37 shots for the visiting team. The Blackhawks were 1-for-4 (5 shots, 7:19) on the power play. The Devils were 0-for-1 (1 shot, 2:00) with the man advantage. The Blackhawks allowed a season-low 12 shots on goal.

BLACKHAWKS 7, Avalanche 2 - United Center (12/27/13)

The Blackhawks earned a 7-2 win over the Colorado Avalanche at the United Center. **PATRICK SHARP** celebrated his 32nd birthday by registering his third career hat trick and adding an assist; he became the first NHL player since 2002 to net a hat trick on his birthday. **JONATHAN TOEWS** (2G, 2A) also recorded four points on the night, while **MICHAL HANDZUS** (1G, 1A) and **KRIS VERSTEEG** (1G, 1A) each added two points. Paul Stastny and Gabriel Landeskog scored for Colorado. **ANTTI RAANTA** stopped 16 of 18 shots. Jean-Sebastien Giguere allowed seven goals on 24 shots, and Semyon Varlamov turned aside all 13 shots he faced in relief. Chicago was 1-for-2 (2 shots, 2:32) with the man advantage. Colorado went 0-for-2 (2 shots, 3:17) on the power play. Six Blackhawks collected at least two points for the third time in the campaign.

Blues 6, BLACKHAWKS 5 (SO) - Scottrade Center (12/28/13)

The Blackhawks fell 6-5 in a shootout to the St. Louis Blues at the Scottrade Center. **PATRICK KANE** (1G, 2A) extended his point streak to a career-high 14 games. **PATRICK SHARP**, **ANDREW SHAW**, **BRANDON SAAD** and **BRENT SEABROOK** also dented the net for Chicago. Maxim Lapierre, Jaden Schwartz, Dmitrij Jaskin, Vladimir Tarasenko and Patrik Berglund scored for St. Louis. **ANTTI RAANTA** turned aside 20 of 25 shots. Jaroslav Halak stopped 10 of 13 shots before being relieved by Brian Elliott, who turned aside 17 of 19 shots. The Blackhawks scored on their only power play of the game (1 shot, 1:05). The Blues were 1-for-4 (3 shots, 6:34) with the man advantage.

BLACKHAWKS 1, Kings 0 - United Center (12/30/13)

The Blackhawks recorded their first shutout of the season, blanking the Los Angeles Kings 1-0. **BRANDON SAAD** scored the game's lone goal just over 7 minutes into the game. **ANTTI RAANTA** turned aside all 26 shots he faced, including Dustin Brown's second-period penalty shot, to earn his first career blanking. Martin Jones stopped 29 of 30 shots in the loss. Chicago was 0-for-3 (7 shots, 5:46) with the man advantage. Los Angeles went 0-for-2 (1 shot, 4:00) on the power play.

Islanders 3, BLACKHAWKS 2 (OT) - Nassau Coliseum (01/02/14)

The Blackhawks fell 3-2 in overtime to the New York Islanders. **BRENT SEABROOK** and **BEN SMITH** tallied for Chicago, while Casey Cizikas, Thomas Vanek and Kyle Okposo scored for the Islanders. **COREY CRAWFORD** stopped 31 of 34 shots in his first outing since Dec. 8. Evgeni Nabokov turned aside 37 of 39 for the win. The Blackhawks went 1-for-1 on the power play (1 shot, 1:10), while New York went 0-for-2 with the man advantage (3 shots, 4:00).

BLACKHAWKS 5, Devils 3 - Prudential Center (01/03/14)

The Blackhawks notched a 5-3 victory over the Devils in New Jersey. **PATRICK SHARP** recorded with his second hat trick in five games, second of the season and fourth of his career. **BRANDON SAAD** and **MARIAN HOSSA** also scored for Chicago. Andy Greene and Marek Zidlicky (2G) accounted for the New Jersey scores. **ANTTI RAANTA** stopped 24 of 27 shots to improve his record to 11-1-3. Martin Brodeur made 19 saves on 24 shots for New Jersey. The Blackhawks went 0-for-3 (2 shots, 4:49) on the power play. The Devils were 1-for-4 (6 shots, 6:22) with the man advantage.

Sharks 3, BLACKHAWKS 2 (SO) - United Center (01/05/14)

The Blackhawks dropped a 3-2 shootout decision to the San Jose Sharks at the United Center. **NIKLAS HJALMARSSON** opened the scoring for Chicago, and **MICHAL ROZSIVAL** tallied his first goal of the season. Jason Demers and Brent Burns scored in regulation for San Jose, and Logan Couture netted the game-deciding goal in the shootout. **COREY CRAWFORD** turned aside 40 of 42 shots in the loss. Alex Stalock stopped 33 of 35 shots for San Jose. The Sharks did not record a penalty and were 0-for-1 (4 shots, 2:00) on the power play.

Rangers 3, BLACKHAWKS 2 - United Center (01/08/14)

The Blackhawks had their 10-game point streak snapped with a 3-2 loss to the visiting New York Rangers. **JONATHAN TOEWS** and **BRANDON BOLLIG** dented the net for Chicago. Brad Richards and Mats Zuccarello scored for New York, and Carl Hagelin netted the game-winning goal with 5:57 remaining in the game. **COREY CRAWFORD** stopped 29 of 32 in the loss. Henrik Lundqvist turned aside 35 of 37 shots to earn the victory. The Blackhawks went 1-for-3 (5 shots, 5:17) with the man advantage. The Rangers were 1-for-2 (5 shots, 3:28) on the power play.

LEADERSHIP

PLAYERS

2013-14

OPPONENTS

TRADITION

RECORDS

PLAYOFFS

HISTORY

MINORS

NHL

MEDIA

REGULAR-SEASON GAME SUMMARIES

Canadiens 2, BLACKHAWKS 1 (OT) - Bell Centre (01/11/14)

The Blackhawks suffered a 2-1 overtime loss to the Canadiens in Montreal. **MARIAN HOSSA** scored Chicago's lone goal. Andrei Markov scored both goals for the Canadiens. **COREY CRAWFORD** turned aside 36 of 38 shots for Chicago, and Carey Price stopped 19 of 20 shots for the home team. Chicago went 0-for-1 (0 shots, 2:00) on the power play, while Montreal was 0-for-3 (2 shots, 5:58) with the man advantage.

BLACKHAWKS 5, Oilers 3 - United Center (01/12/14)

The Blackhawks snapped a three-game winless streak with a 5-3 victory over the Edmonton Oilers at home. **BEN SMITH**, **ANDREW SHAW**, **MARIAN HOSSA**, **JONATHAN TOEWS** and **BRENT SEABROOK** dented the net for Chicago. Ales Hemsky, Boyd Gordon and Taylor Hall posted goals for Edmonton. **ANTTI RAANTA** earned his third consecutive win, turning aside 18 of 20 shots. Devan Dubnyk stopped 36 of 41 shots. The Blackhawks went 1-for-5 (9 shots, 9:06) with the man advantage. The Oilers were 0-for-1 (0 shots, 2:00) on the power play.

Avalanche 3, BLACKHAWKS 2 (OT) - United Center (01/14/14)

The Blackhawks fell to the Colorado Avalanche 3-2 in overtime at home. **JOHNNY ODUYA** and **ANDREW SHAW** each scored as Chicago rallied from a two-goal deficit to force overtime. Tyson Barrie (2, OT GWG) and Ryan O'Reilly tallied for Colorado. **COREY CRAWFORD** stopped 23 of 26 shots for the Blackhawks. Semyon Varlamov turned aside 46 of 48 shots for the victory. The Blackhawks were 0-for-5 (13 shots, 10:00) on the power play. The Avalanche went 2-for-4 (4 shots, 4:38) with the man advantage.

BLACKHAWKS 4, Ducks 2 - United Center (01/17/14)

The Blackhawks registered a 4-2 victory over the visiting Ducks, ending Anaheim's eight-game win streak. **MARIAN HOSSA** recorded his second multi-goal game of the season, including his 29th career shorthanded goal. **KRIS VERSTEEG** and **BRYAN BICKELL** tallied for Chicago; **NIKLAS HJALMARSSON** equaled his career high with two assists. Ryan Getzlaf and Kyle Palmieri each scored for the Ducks. **COREY CRAWFORD** stopped 19 of 21 shots for Chicago. Jonas Hiller turned aside 31 of 34 shots in the loss. The Blackhawks went 0-for-5 (4 shots, 8:43) with the man advantage. Anaheim was 0-for-2 (2 shots, 3:14) on the power play.

BLACKHAWKS 3, Bruins 2 (SO) - United Center (01/19/14)

The Blackhawks defeated the Boston Bruins in a 3-2 shootout victory at the United Center. **MARIAN HOSSA** and **BRANDON BOLLIG** scored regulation goals for the home team, and **PATRICK KANE** netted the game-decider in the shootout. Brad Marchand scored both goals for the Bruins. **COREY CRAWFORD** turned aside 34 of 36 shots and two of three in the shootout. Tuukka Rask stopped 35 of 37 shots. Chicago was 0-for-2 (4 shots, 4:00) on the power play. Boston went 0-for-3 (4 shots, 5:52) with the man advantage.

Red Wings 5, BLACKHAWKS 4 (SO) - Joe Louis Arena (01/22/14)

The Blackhawks fell 5-4 in a six-round shootout to the Detroit Red Wings in their first matchup of the year. **MARIAN HOSSA** tallied for the third consecutive game; **ANDREW SHAW**, **PATRICK SHARP** and **MARCUS KRUGER** also scored for Chicago. Tomas Tatar, Patrick Eaves, Kyle Quincey and Gustav Nyquist scored for Detroit in regulation, and Darren Helm netted the game-deciding goal. **COREY CRAWFORD** stopped 27 of 31 shots in addition to three of six in the shootout. Jonas Gustavsson turned aside 31 of 35 shots for the visiting team. The Blackhawks were 1-for-4 (4 shots, 4:29) with the man advantage, while the Red Wings went 0-for-4 (5 shots, 6:23) on the power play.

Wild 2, BLACKHAWKS 1 - Xcel Energy Center (01/23/14)

The Blackhawks dropped a 2-1 decision to the Wild in Minnesota, despite a late push that saw Chicago tally 17 shots on goal in the third period. **PATRICK KANE** netted the Blackhawks' lone goal with 32 seconds remaining in the game. Jason Pominville and Matt Cooke lit the lamp for the Wild. **ANTTI RAANTA** allowed two goals on 19 shots, snapping a career-long three-game win streak. Darcy Kuemper turned aside 33 of 34 shots for Minnesota. Chicago went 0-for-1 (2 shots, 2:00) on the power play, while the Wild were 0-for-4 (4 shots, 6:00) with the man advantage.

Jets 3, BLACKHAWKS 1 - United Center (01/26/14)

The Blackhawks fell 3-1 to the Winnipeg Jets at the United Center after allowing three third-period goals, marking their third consecutive loss. **BRANDON BOLLIG** netted Chicago's lone goal. Blake Wheeler (2G) and Andrew Ladd scored for the Jets. **COREY CRAWFORD** turned aside 18 of 20 shots in the loss. Al Montoya stopped 34 of 35 shots to earn the victory. The Blackhawks were 0-for-3 (4 shots, 6:00) with the man advantage. Winnipeg went 0-for-1 (1 shot, 2:00) on the power play.

Flames 5, BLACKHAWKS 4 (OT) - Scotiabank Saddledome (01/28/14)

The Blackhawks dropped a 5-4 overtime decision to the Calgary Flames. **PATRICK KANE** registered his 25th goal of the season to open the scoring for Chicago. **PATRICK SHARP**, **BEN SMITH** and **MARIAN HOSSA** notched tallies for Chicago; **HOSSA**'s goal marked his 29 shorthanded goal of the season. Mikael Backlund (2), Lance Bouma, Matt Stajan, and T.J. Brodie netted goals for Calgary. **ANTTI RAANTA** allowed four goals on 15 shots, while **COREY CRAWFORD** saved 13 of 14 shots in relief. Reto Berra allowed four goals on 24 shots, before being replaced by Karri Ramo, who turned aside all nine shots he faced. The Blackhawks went 0-for-1 (2 shots, 2:00) on the power play. The Flames went 0-for-2 (1 shot, 3:47) with the man advantage. The Blackhawks' four-game skid marked their first since February 2012.

LEADERSHIP

PLAYERS

2013-14

OPPONENTS

TRADITION

RECORDS

PLAYOFFS

HISTORY

MINORS

NHL

MEDIA

**BLACKHAWKS 5, Canucks 2 - Rogers Arena (01/29/14)**

The Blackhawks erased a two-goal deficit with four second-period goals to earn a 5-2 victory in Vancouver. **BRANDON SAAD** equaled his career high and paced the team with three points (2G, 1A) in the tilt. **MARIAN HOSSA**, **JONATHAN TOEWS** and **PATRICK SHARP** also scored for Chicago; **BRANDON BOLLIG** recorded a career-high six shots on goal in his 100th career NHL game. Chris Higgins and Tom Sestito tallied for Vancouver. **COREY CRAWFORD** turned aside 29 of 31 shots for the win. Roberto Luongo stopped 35 of 39 shots for Vancouver. The Blackhawks were 2-for-3 (2 shots, 3:34) with the man advantage. The Canucks went 0-for-3 (6 shots, 5:09) on the power play. **JOEL QUENNEVILLE** became the third-winningest coach in NHL history with his 693rd victory.

Sharks 2, BLACKHAWKS 1 (SO) - SAP Center at San Jose (02/01/14)

The Blackhawks dropped a 2-1 shootout decision in San Jose. **BRANDON SAAD** notched a goal for the second consecutive game. Joe Pavelski scored for the Sharks in regulation, and Patrick Marleau netted the game-deciding goal in the shootout. **COREY CRAWFORD** stopped 38 of 39 shots for the Blackhawks, but went 0-for-3 in the shootout. Antti Niemi turned aside 29 of 30 shots to earn the victory. Chicago was 1-for-4 (4 shots, 7:30) on the power play, while San Jose went 0-for-4 (12 shots, 8:00) with the man advantage.

BLACKHAWKS 5, Kings 3 - Staples Center (02/03/14)

The Blackhawks notched a 5-3 win over the Los Angeles Kings, marking the 6,000th tilt in franchise history. **PATRICK KANE** opened the scoring 1:02 into the contest, Chicago's fastest goal to start a game this season. **KANE** (2G, 1A) registered his fourth three-point game of the season; **NICK LEDDY** (1G, 1A), **PATRICK SHARP** (2A) and **JONATHAN TOEWS** (2A) each posted a multi-point outing. **BRYAN BICKELL** and **MARCUS KRUGER** also tallied for Chicago. Drew Doughty, Anze Kopitar and Tyler Toffoli scored for the Kings. **COREY CRAWFORD** turned aside 31 of 34 shots for the win. Jonathan Quick stopped 25 of 30 shots in the loss. The Blackhawks were 1-for-5 (8 shots, 7:33) on the power play, while Los Angeles went 1-for-5 (7 shots, 7:46) with the man advantage.

BLACKHAWKS 2, Ducks 0 - Honda Center (02/05/14)

The Blackhawks recorded their second shutout of the season, blanking the Anaheim Ducks 2-0. **MARIAN HOSSA** collected his 13th multi-point outing (GWG, 1A). **JONATHAN TOEWS** also scored for Chicago. **COREY CRAWFORD** turned aside all 29 shots he faced to earn his first shutout of the season and ninth of his career. Jonas Hiller allowed turned aside 23 of 25 shots for Anaheim. The Blackhawks went 0-for-2 (2 shots, 4:00) with the man advantage. Anaheim was 0-for-5 (11 shots, 9:21) on the power play.

LEADERSHIP

PLAYERS

2013-14

OPPONENTS

TRADITION

RECORDS

PLAYOFFS

HISTORY

MINORS

NHL

MEDIA

REGULAR-SEASON GAME SUMMARIES

Coyotes 2, **BLACKHAWKS 0** - Jobing.com Arena (02/07/14)

The Blackhawks were shut out for the first time in the 2013-14 season, falling 2-0 in the final contest of their six-game road trip before the Olympic break. Keith Yandle and Radim Vrbata tallied power-play goals for Arizona. **COREY CRAWFORD** stopped 24 of 26 shots in the loss. Mike Smith turned aside all 30 shots he faced for the Coyotes. Chicago was 0-for-2 (3 shots, 4:00) on the power play. Arizona finished the game 2-for-5 (7 shots, 6:08) with the man advantage. The shutout snapped the Blackhawks' 127-game streak of scoring at least one goal, dating back to Feb. 25, 2012 (4-0 loss at LAK).

Rangers 2, **BLACKHAWKS 1** - Madison Square Garden (02/27/14)

The Blackhawks fell 2-1 to the New York Rangers in their first game following the Olympic break. **PETER REGIN** netted his first goal as a Blackhawk with 12 seconds remaining in regulation. Derick Brassard and Rick Nash scored for the Rangers. **COREY CRAWFORD** turned aside 22 of 24 shots in the loss. Cam Talbot stopped 31 of 32 shots for the victory. Chicago was 0-for-3 (5 shots, 6:00) with the man advantage. New York went 0-for-1 (1 shot, 2:00) on the power play.

BLACKHAWKS 5, Penguins 1 - Soldier Field (03/01/14)

The Blackhawks defeated the Pittsburgh Penguins 5-1 at Soldier Field in front of 62,921 fans in the NHL's final Coors Light Stadium Series game. **JONATHAN TOEWS** (2G, 1A) led all scorers with three points. **KRIS VERSTEEG** scored his 100th career goal and became the only NHL player to score at the United Center, Soldier Field and Wrigley Field (Jan. 1, 2009). **PATRICK SHARP** (1G, 1A) and **BRYAN BICKELL** also tallied for Chicago. James Neal was credited with the lone goal for Pittsburgh. **COREY CRAWFORD** stopped 31 of 32 shots to earn his 23rd win of the season. Marc-Andre Fleury turned aside 35 of 40 shots for Pittsburgh. The Blackhawks were 0-for-3 (9 shots, 6:00) on the power play. Pittsburgh was 0-for-6 (10 shots, 10:00) with the man advantage.

Avalanche 4, BLACKHAWKS 2 - United Center (03/04/14)

The Blackhawks fell to the Colorado Avalanche in a 4-2 decision at their first home game since Jan. 26. **BEN SMITH** opened the scoring for Chicago, and **JONATHAN TOEWS** netted a goal for the second straight game. Maxime Talbot, Ryan O'Reilly, Tyson Barrie and Paul Stastny dented the net for Colorado. **COREY CRAWFORD** turned aside 17 of 20 shots for Chicago. Semyon Varlamov stopped 36 of 38 shots for the win. Chicago went 1-for-4 (4 shots, 6:23) with the man advantage, while the Avalanche were 1-for-3 (4 shots, 4:43) on the power play.



LEADERSHIP

PLAYERS

2013-14

OPPONENTS

TRADITION

RECORDS

PLAYERS

HISTORY

MINORS

NHL

MEDIA

**BLACKHAWKS 6, Blue Jackets 1 - United Center (03/06/14)**

The Blackhawks defeated the Columbus Blue Jackets 6-1 at the United Center, marking the eighth game that Chicago tallied six-plus goals in a tilt this year. **JONATHAN TOEWS** and **ANDREW SHAW** led the way for Chicago with two goals each; **BRENT SEABROOK** and **MARCUS KRUGER** each tallied two helpers, and **BRANDON BOLLIG** and **BRYAN BICKELL** also scored. Ryan Johansen scored the lone goal for the Blue Jackets. **COREY CRAWFORD** stopped 22 of 23 shots for the Blackhawks. Sergei Bobrovsky allowed four goals on 18 shots before being relieved by Curtis McElhinney, who turned aside 13 of 15 shots. Chicago was 1-for-4 (5 shots, 3:50) on the power play, while Columbus went 0-for-4 (3 shots, 4:59) with the man advantage.

BLACKHAWKS 2, Sabres 1 - First Niagara Center (03/09/14)

The Blackhawks edged the Buffalo Sabres 2-1 at the First Niagara Center. Buffalo native **PATRICK KANE** opened the scoring 3:12 into the game. **JONATHAN TOEWS** netted the game-winner, scoring for the fourth straight game. Drew Stafford scored the lone goal for Buffalo. **COREY CRAWFORD** turned aside 20 of 21 shots to earn the win. Jhonas Enroth turned aside 29 of 31 shots in the loss. The Blackhawks were 0-for-5 (4 shots, 8:44) with the man advantage, but were a perfect 5-for-5 on the penalty kill.

Avalanche 3, BLACKHAWKS 2 - Pepsi Center (03/12/14)

The Blackhawks had their two-game win streak snapped with a 3-2 loss in Colorado. **PATRICK KANE** and **BRANDON SAAD** dented the net for Chicago. Brad Malone, Matt Duchene and Ryan O'Reilly tallied for the Avalanche. **ANTTI RAANTA** stopped 26 of 29 shots in the loss. Semyon Varlamov turned aside 37 of 39 shots for the win in net. The Blackhawks went 0-for-3 (7 shots, 6:00) on the power play, while Colorado was 1-for-4 (8 shots, 6:30) with the man advantage.

Predators 3, BLACKHAWKS 2 - United Center (03/14/14)

The Blackhawks fell 3-2 to the Nashville Predators and lost their second consecutive game after allowing two first-period goals. **JONATHAN TOEWS** and **PETER REGIN** scored for Chicago. Mike Fisher, Patric Hornqvist and Ryan Ellis netted goals for the Predators. **COREY CRAWFORD** turned aside 26 of 29 shots in the loss. Pekka Rinne stopped 31 of 33 shots to pick up the victory for Nashville. The Blackhawks were 0-for-1 (1 shot, 2:00) with the man advantage, while the Predators went 1-for-2 (3 shots, 3:00) on the power play.

REGULAR-SEASON GAME SUMMARIES

BLACKHAWKS 4, Red Wings 1 - United Center (03/16/14)

The Blackhawks defeated the Detroit Red Wings 4-1 at the United Center to snap a two-game skid. **MARIAN HOSSA** (1G, 2A) registered three points for the third time in the campaign, and **BEN SMITH** (1G, 1A) recorded his first NHL multi-point game; **DUNCAN KEITH** also posted two helpers. **NICK LEDDY** opened the scoring with a power-play goal, and **JONATHAN TOEWS** netted a shorthanded goal to close the scoring. Gustav Nyquist accounted for Detroit's lone goal. **COREY CRAWFORD** stopped 19 of 20 shots for his 26th win of the season. Jimmy Howard turned aside 26 of 30 shots for Detroit. The Blackhawks went 1-for-3 (4 shots, 5:42) on the power play, while the Red Wings were 1-for-4 with the man advantage (3 shots, 7:47).

Flyers 3, BLACKHAWKS 2 (OT) - Wells Fargo Center (03/18/14)

The Blackhawks fell 3-2 in overtime to the Philadelphia Flyers after allowing three unanswered goals. **ANDREW SHAW** and **DUNCAN KEITH** both tallied less than 4 minutes into the game for Chicago, but Scott Hartnell followed up with two goals to close out the first period. Claude Giroux notched the game-winner with 5 seconds left in overtime. **ANTTI RAANTA** set career highs with 34 saves on 37 shots for the visiting team. Ray Emery stopped 25 of 27 shots. The Blackhawks were 0-for-3 (4 shots, 6:00) with the man advantage. Philadelphia went 0-for-5 (5 shots, 9:50) on the power play.

BLACKHAWKS 4, Blues 0 - United Center (03/19/14)

The Blackhawks recorded their third shutout of the season, blanking the St. Louis Blues 4-0. **DUNCAN KEITH** scored for the second consecutive game; **ANDREW SHAW**, **MARCUS KRUGER** and **BEN SMITH** also dented the net for Chicago. **COREY CRAWFORD** stopped all 23 shots he faced to record his second shutout of the season and 10th of his career. Ryan Miller allowed four goals on 27 shots before being relieved in the third period by Brian Elliott, who stopped all three shots he faced. The Blackhawks went 2-for-3 (2 shots, 4:44) on the power play. St. Louis was 0-for-3 (3 shots, 6:00) with the man advantage. **JOEL QUENNEVILLE** recorded his 700th career victory; **MICHAŁ HANDZUS** was honored in a pregame ceremony before playing his 1,000th career NHL game.

BLACKHAWKS 3, Hurricanes 2 - United Center (03/21/14)

The Blackhawks earned a 3-2 victory over the Carolina Hurricanes after **JONATHAN TOEWS** netted a shorthanded game-winner 3:29 into the third period. **PATRICK SHARP** and **KRIS VERSTEEG** also tallied for Chicago. Alexander Semin accounted for both Carolina goals. **COREY CRAWFORD** stopped 26 of 28 shots to earn his third consecutive win. Anton Khudobin turned aside 22 of 25 shots in for the Hurricanes. The Blackhawks were 0-for-5 (6 shot, 7:48) with the man advantage, while Carolina went 1-for-6 (13 shots, 8:05) on the power play.

Predators 2, BLACKHAWKS 0 - United Center (03/23/14)

The Blackhawks were shut out for the second time in 2013-14, falling 2-0 to the Nashville Predators at the United Center. Mike Fisher and Gabriel Bourque each tallied for the visitors. **COREY CRAWFORD** allowed two goals on 17 shots for Chicago, while Pekka Rinne stopped all 29 shots he faced to earn the victory. The Blackhawks went 0-for-4 (7 shots, 7:23) on the power play. The Predators were 0-for-3 (3 shots, 5:23) with the man advantage.

BLACKHAWKS 4, Stars 2 - United Center (03/25/14)

The Blackhawks registered a 4-2 victory at the United Center. **ANDREW SHAW** (1G, 1A), **DUNCAN KEITH** (1G, 1A) and **PATRICK SHARP** (2A) shared the team lead with two points each. **KRIS VERSTEEG** and **MARIAN HOSSA** also scored for Chicago. Ryan Garbutt scored both goals for Dallas. **COREY CRAWFORD** turned aside 25 of 27 shots to earn the victory. Kari Lehtonen stopped 38 of 41 shots for the Stars. The Blackhawks were 1-for-3 (5 shots, 2:58) with the man advantage. Dallas went 0-for-2 (2 shots, 4:00) on the power play.

Bruins 3, BLACKHAWKS 0 - TD Garden (03/27/14)

The Blackhawks were shut out for the second time in three games and third time during the 2013-14 season, falling 3-0 to the Boston Bruins. Patrice Bergeron (2G) and Carl Soderberg potted goals for Boston. **COREY CRAWFORD** stopped 20 of 23 shots in the loss. Tuukka Rask turned aside all 28 shots he faced to earn the win. Chicago was 0-for-2 (3 shots, 4:00) on the power play. The Bruins were 0-for-1 (3 shots, 2:00) with the man advantage.

Senators 5, BLACKHAWKS 3 - Canadian Tire Centre (03/28/14)

The Blackhawks dropped their second consecutive game, falling 5-3 to the Ottawa Senators. **PATRICK SHARP**, **MARIAN HOSSA** and **BRENT SEABROOK** scored for Chicago. Erik Condra, Cody Ceci, Milan Michalek, Kyle Turris and Clarke MacArthur dented the net for Ottawa. **ANTTI RAANTA** turned aside 24 of 29 shots in the loss. Craig Anderson stopped 46 of 49 shots for the home team. The Blackhawks were 1-for-6 (11 shots, 8:16) with the man advantage. Ottawa was 1-for-2 (2 shots, 3:51) on the power play.

Penguins 4, BLACKHAWKS 1 - CONSOL Energy Center (03/30/14)

The Blackhawks fell 4-1 to the Pittsburgh Penguins, extending their losing streak to a season-high three games. **SHELDON BROOKBANK** scored Chicago's lone goal. James Neal, Lee Stempniak, and Sidney Crosby (2G) lit the lamp for the Penguins. **COREY CRAWFORD** stopped 23 of 26 shots for Chicago. Marc-Andre Fleury turned aside 25 of 26 shots for the Penguins. The Blackhawks went 0-for-1 (0 shots, 2:00) on the power play. The Penguins were 0-for-2 (6 shots, 3:56) with the man advantage.

LEADERSHIP

PLAYERS

2013-14

OPPONENTS

TRADITION

RECORDS

PLAYOFFS

HISTORY

MINORS

NHL

MEDIA

REGULAR-SEASON GAME SUMMARIES

BLACKHAWKS 3, Wild 2 (SO) - United Center (04/03/14)

The Blackhawks snapped their three-game losing streak with a 3-2 shootout victory over the Minnesota Wild. **BEN SMITH** and **BRYAN BICKELL** each notched their 11th goal of the season, and **MARIAN HOSSA** netted the game-decider in the shootout. Charlie Coyle and Erik Haula accounted for Minnesota's goals. **COREY CRAWFORD** turned aside 25 of 27 shots and all three shootout attempts to earn the win. Ilya Bryzgalov stopped 24 of 26 shots for the Wild. Chicago was 0-for-1 (0 shots, 2:00) with the man advantage. Minnesota was also 0-for-1 (2 shots, 2:00) on the power play.

BLACKHAWKS 4, Blue Jackets 3 - Nationwide Arena (04/04/14)

The Blackhawks topped the Columbus Blue Jackets 4-3, as **BEN SMITH** delivered the game-winner with 3.9 seconds left in regulation. **JEREMY MORIN**, **PATRICK SHARP** and **MARIAN HOSSA** also tallied for Chicago. Derek Mackenzie, Ryan Johansen and Artem Anisimov scored for Columbus. **ANTTI RAANTA** stopped 24 of 27 shots to earn the win. Sergei Bobrovsky turned aside 34 of 38 shots for the Blue Jackets. The Blackhawks went 1-for-2 (5 shots, 2:49) on the power play. Columbus was 1-for-3 (6 shots, 4:16) with the man advantage.

BLACKHAWKS 4, Blues 2 - United Center (04/06/14)

The Blackhawks posted a 4-2 victory over the visiting St. Louis Blues, as **BEN SMITH** extended his career-long goal streak to three games after scoring an empty-netter. **JEREMY MORIN** and **PATRICK SHARP** both scored for the second consecutive game. **MARCUS KRUGER** added a third-period tally for his second game-winner of the season. Jaden Schwartz and Vladimir Sobotka scored for the Blues. **COREY CRAWFORD** turned aside 21 of 23 shots for Chicago, while Brian Elliott stopped 31 of 34 shots for St. Louis. The Blackhawks were 0-for-4 (5 shots, 7:21) with the man advantage. The Blues went 1-for-3 (2 shots, 3:33) on the power play.

BLACKHAWKS 3, Canadiens 2 (OT) - United Center (04/09/14)

The Blackhawks won their fourth straight contest with a 3-2 overtime victory over the Montreal Canadiens to wrap up the home portion of their regular-season schedule. **JEREMY MORIN** extended his career-high goal streak to three games. **MARIAN HOSSA** tied the game with 47.7 seconds remaining in regulation, and **PATRICK SHARP** netted the overtime game-winner. Dale Weise and Francis Bouillion scored for the Canadiens. **COREY CRAWFORD** stopped 28 of 30 shots for his 32nd win. Peter Budaj turned aside 25 of 28 shots for Montreal. The Blackhawks did not commit any minor penalties in a game for the second time in the campaign and went 0-for-2 (3 shots, 4:00) on the power play.

Capitals 4, BLACKHAWKS 0 - Verizon Center (04/11/14)

The Blackhawks were blanked for the fourth time in the 2013-14 campaign, dropping a 4-0 decision in Washington. Alexander Ovechkin, Jay Beagle (2G) and Nicklas Backstrom lit the lamp for the home team. **COREY CRAWFORD** turned aside 16 of 20 shots, and **ANTTI RAANTA** stopped 7 shots in relief. Jaroslav Halak turned aside 34 shots to earn the shutout victory. Chicago was 0-for-3 (2 shots, 5:19) with the man advantage. The Capitals went 1-for-3 (3 shots, 4:20) on the power play.

Predators 7, BLACKHAWKS 5 - Bridgestone Arena (04/12/14)

The Blackhawks lost their regular-season finale 7-5 in Nashville to finish the season 46-21-15; they ranked third in the Central Division with 107 points, marking the 10th season in franchise history surpassing the 100-point mark. **MATT CAREY** notched his first career tally; **BEN SMITH**, **MARIAN HOSSA**, **JEREMY MORIN** and **ANDREW SHAW** also scored for Chicago. Craig Smith, Ryan Ellis, Matt Cullen, Colin Wilson, Paul Gaustad, Patric Hornqvist and Shea Weber tallied for Nashville. **ANTTI RAANTA** turned aside 26 of 32 shots in the loss. Pekka Rinne stopped 20 of 25 shots for the Predators. The Blackhawks were 0-for-2 (1 shot, 4:00) on the power play. Nashville went 0-for-3 (9 shots, 6:00) with the man advantage.

JONATHAN
TOEWS



LEADERSHIP

PLAYERS

2013-14

OPPONENTS

TRADITION

RECORDS

PLAYOFFS

HISTORY

MINORS

MLB



- The Blackhawks finished the 2013-14 regular season with 107 points (46-21-15), third in the Central Division.

- Chicago has hosted 277 consecutive capacity crowds at the United Center dating back to the 2007-08 campaign (regular and postseason).

- The Blackhawks opened the season with a 6-4 win over the Washington Capitals at the United Center. Brandon Bollig scored the team's first goal of the season with his first career tally 4:06 into the game, and **JOHNNY ODUYA** netted the game-winner on his 32nd birthday at 13:53 of the third period.

- Goaltender **ANTTI RAANTA** made his NHL debut in a relief appearance on Nov. 19 at Colorado, making 14 saves on 16 shots. The Finland native recorded his first career win in his first NHL start on Nov. 27 at Calgary, stopping 20 of 22 shots in a 3-2 victory. Raanta posted his first career shutout on Dec. 30, making 26 saves in a 1-0 win over Los Angeles at the United Center.

- The Blackhawks completed three hat tricks during the 2013-14 campaign. **JONATHAN TOEWS** tallied his second career regular-season hat trick as part of a four-point night on Oct. 29 vs. Ottawa; **PATRICK SHARP** then collected his third and fourth career hat tricks on Dec. 27 vs. Colorado (on his 32nd birthday) and Jan. 3 at New Jersey.

- **COREY CRAWFORD** made 29 saves to record his first shutout of the season, a 2-0 win on Feb. 5 at Anaheim. Crawford then notched his 10th career shutout on March 19, making 23 saves in a 4-0 blanking of St. Louis at the United Center.

- Several players posted career-long point streaks during the 2013-14 season. **PATRICK KANE** accomplished the feat twice, logging a 12-game point streak (8G, 9A) from Nov. 3-27 before surpassing that with a 14-game point streak (8G, 17A) from Nov. 30-Dec. 28. Kane was awarded back-to-back NHL Player of the Month honors for November and December. **DUNCAN KEITH** collected 10 helpers over a career-long eight-game point streak from Nov. 19-Dec. 3. Keith tied his career mark with 55 assists in 79 games and became the third defenseman in franchise history to record two seasons of 60-plus points (C. Chelios, D. Wilson).

- While the Blackhawks got plenty of offense from their core players, several young players hit career marks in their first full seasons with the club, including **BRANDON SAAD** (19G, 28A), **ANDREW SHAW** (20G, 19A), **BEN SMITH** (14G, 12A) and Bollig (7G, 7A). Sharp (34G, 44A), **NIKLAS HJALMARSSON** (4G, 22A) and **MARCUS KRUGER** (8G, 20A) also set career-best point totals during the regular season.

- A total of four players made their NHL debut with the Blackhawks this season: In addition to Raanta in net, center **JOAKIM NORDSTROM** made the opening night roster on Oct. 1 and totaled 16 games over three stints in the NHL; college free-agent signing **MATT CAREY** played his first NHL game on March 28 at Ottawa and netted his first goal on April 12 at Nashville; and 2012 first-round selection **TEUVO TERAVAINEN** made his North American debut with the Blackhawks on March 25 vs. Dallas.

- The Blackhawks clinched a playoff spot for the sixth straight season dating back to 2009, finishing the regular season as the fifth seed in the Western Conference.

LEADERSHIP

PLAYERS

2013-14

OPPONENTS

TRADITION

RECORDS

PLAYOFFS

HISTORY

MINORS

NHL

MEDIA

STATISTICAL BREAKDOWN

CATEGORY

	W	L	OTL
Overall record	46	21	15
Home record	27	7	7
Road record	19	14	8
One-goal games	17	8	15
Two-goal games	11	7	-
Three-goal games	18	6	-
Scoring first	34	2	7
Opponent scoring first	12	19	8
Leading after 1 period	23	2	2
Trailing after 1 period	6	16	4
Tied after 1 period	17	3	9
Leading after 2 periods	33	2	3
Trailing after 2 periods	5	15	5
Tied after 2 periods	8	4	7
Overtime record, season	1	7	-
Overtime record, franchise	132	142	-
Shootout record, season	6	8	-
Shootout record, franchise	51	55	-
Outshooting opponent	32	16	10
Outshot by opponent	14	5	5
Even shots	-	-	-
vs. Central	13	13	3
vs. Pacific	14	1	6
vs. Atlantic	9	3	4
vs. Metropolitan	10	4	2

GOALS BY PERIOD

	1	2	3	OT	TOT
Blackhawks	68	102	90	1	261
Opponents	69	72	72	7	212

SHOTS BY PERIOD

	1	2	3	OT	TOT
Blackhawks	894	947	829	45	2,715
Opponents	672	787	730	45	2,234

INDIVIDUAL LEADERS

Points	Sharp (78)
Goals	Sharp (34)
Assists	Keith (55)
Power-play goals	Kane/Sharp (10)
Shorthanded goals	Hossa/Toews (3)
Game-winning goals	Kane (6)
3+ goals	Sharp (2)
PIM	Bollig (92)
Shots	Sharp (313)

POWER PLAY

	G	ATT	PCT
Overall	50	257	19.5
Home	27	143	18.9
Road	23	114	20.2

PENALTY KILLING

	GA	ATT	PCT
Overall	46	248	81.4
Home	23	111	79.3
Road	23	137	83.2

PENALTIES

	TOTAL	MIN	AVG
Overall	292	699	8.5

MONTHLY

	W	L	OTL
October	8	2	3
November	12	2	1
December	8	3	3
January	5	3	6
February	2	2	1
March	7	7	1
April	4	2	0

SITUATIONAL

	GF	GA
5-on-5	188	148
5-on-4	45	5
5-on-3	4	0
4-on-4	7	7
4-on-3	0	0
3-on-3	0	0
3-on-4	0	1
3-on-5	0	5
4-on-5	8	40
Empty net	8	5
Penalty shot	1	1
Total	261	212

LEADERSHIP

PLAYERS

2013-14

OPPONENTS

TRADITION

RECORDS

PLAYOFFS

HISTORY

MINORS

NHL

MEDIA

2013-14 REGULAR-SEASON INJURY REPORT

Regular-season man games lost, 2013-14: 180

PLAYER

DURATION

Michael Kostka	Oct. 22-Dec. 8 (24 games)
Michal Handzus	Oct. 26-Nov. 23 (14 games)
Marian Hossa	Nov. 16-19 (3 games)
Nikolai Khabibulin	Nov. 17-April 12 (62 games)
Bryan Bickell	Nov. 21-Dec. 15 (14 games)
Michal Handzus	Dec. 3-5 (2 games)
Andrew Shaw	Dec. 5-6 (2 games)
Corey Crawford	Dec. 10-30 (10 games)
Duncan Keith	Jan. 23
Johnny Oduya	Feb. 5-7 (2 games)
Marian Hossa	Mar. 4-14 (5 games)
Brandon Saad	March 8-21 (3 games)
Michal Rozsival	March 18-April 3 (9 games)
Patrick Kane	March 21-April 12 (12 games)
Bryan Bickell	March 21-30 (6 games)
Michal Handzus	April 3-4 (2 games)
Johnny Oduya	April 3-6 (3 games)
Jonathan Toews	April 3-12 (6 games)

DATE

TRANSACTION

Oct. 12	Brandon Pirri recalled from Rockford (AHL). Jimmy Hayes reassigned to Rockford (AHL).
Oct. 19	Viktor Svedberg signed to a two-year contract.
Oct. 20	Joakim Nordstrom reassigned to Rockford (AHL).
Oct. 25	Brad Mills signed to a one-year contract. Jeremy Morin recalled from Rockford (AHL).
Nov. 12	Andrew Shaw signed to a two-year contract extension.
Nov. 14	Alex Broadhurst recalled from Rockford (AHL). Kris Versteeg and Philippe Lefebvre acquired from Florida in exchange for Jimmy Hayes and Dylan Olsen. Alex Broadhurst reassigned to Rockford (AHL). Jeremy Morin reassigned to Rockford (AHL).
Nov. 15	Brad Mills reassigned to Rockford (AHL).
Nov. 17	Antti Raanta recalled from Rockford (AHL).
Nov. 18	Ryan Hartman signed to a three-year, entry-level contract.
Nov. 20	Jeremy Morin recalled from Rockford (AHL).
Nov. 26	Jeremy Morin reassigned to Rockford (AHL).
Dec. 4	Jeremy Morin and Joakim Nordstrom recalled from Rockford (AHL). Brandon Pirri reassigned to Rockford (AHL). Michael Kostka reassigned to Rockford (AHL) for conditioning.
Dec. 6	Brandon Mashinter acquired from the New York Rangers in exchange for Kyle Beach.
Dec. 7	Joakim Nordstrom reassigned to Rockford (AHL).
Dec. 8	Michael Kostka recalled from Rockford (AHL).
Dec. 9	Kent Simpson recalled from Rockford (AHL).

DATE

TRANSACTION

Dec. 14	Jason LaBarbera acquired from Edmonton in exchange for future considerations.
Dec. 16	Jeremy Morin reassigned to Rockford (AHL).
Dec. 19	Jason LaBarbera recalled from Rockford (AHL). Kent Simpson reassigned to Rockford (AHL).
Jan. 4	Jason LaBarbera reassigned to Rockford (AHL).
Jan. 27	Brandon Pirri recalled from Rockford (AHL).
Feb. 6	Acquired Peter Regin and Pierre-Marc Bouchard from the New York Islanders in exchange for a fourth-round selection in the 2014 NHL Draft.
Feb. 7	Brandon Pirri reassigned to Rockford (AHL).
Feb. 23	Michael Kostka claimed off waivers by Tampa Bay.
Feb. 26	Acquired Brian Connelly from Minnesota in exchange for Brad Winchester.
March 2	Acquired a third-round choice in the 2014 NHL Draft and a fifth-round choice in the 2016 NHL Draft from Florida in exchange for Brandon Pirri.
March 3	Brandon Bollig signed to a three-year contract extension.
March 4	Acquired David Rundblad and Mathieu Brisebois from Phoenix in exchange for a second-round choice in the 2014 NHL Draft.
March 10	Dillon Fournier signed to a three-year, entry-level contract.
March 20	Matt Carey signed to a two-year contract.
March 21	Jeremy Morin recalled from Rockford (AHL). Teuvo Teravainen recalled from Jokerit (FIN). Patrick Kane placed on long-term injured reserve.
March 24	Trevor van Riemsdyk signed to a two-year contract.
March 29	Ryan Hartman reassigned from Plymouth (OHL) to Rockford (AHL).
April 2	Joakim Nordstrom recalled from Rockford (AHL). Stephen Johns signed to a two-year, entry-level contract and assigned to Rockford (AHL).
April 10	Teuvo Teravainen reassigned to Rockford (AHL).
April 16	Mac Carruth recalled from Rockford (AHL).
April 20	Klas Dahlbeck and Jason LaBarbera recalled from Rockford (AHL).
April 21	Alex Broadhurst, Terry Broadhurst, Phillip Danault, Ryan Hartman, Drew LeBlanc, Brad Mills, Brandon Mashinter, Mark McNeill, Garret Ross, Mathieu Brisebois, Adam Clendening, Brian Connelly and Kent Simpson recalled from Rockford (AHL).
June 10	Dennis Rasmussen signed to a one-year contract.
June 27	Ben Smith, Antti Raanta and Jeremy Morin signed to two-year contract extensions.
July 1	Brad Richards, Peter Regin, Cody Bass, Scott Darling and Pierre-Cedric Labrie signed to one-year contracts.
July 2	Kyle Cumiskey signed to a one-year contract.
July 9	Jonathan Toews and Patrick Kane signed to eight-year contract extensions.
Aug. 18	Michael Leighton signed to a one-year contract.

LEADERSHIP

PLAYERS

2013-14

OPPONENTS

TRADITION

RECORDS

PLAYOFFS

HISTORY

MINORS

NHL

MEDIA

TEAM HIGHS AND LOWS

GOALS

Most in a period, home	5	12/11/13	PHI, 2nd
Most in a period, road	4	3 times, last on 01/29/14	@ VAN, 2nd
Most in a game, home	7	2 times, last on 12/27/13	COL
Most in a game, road	6	2 times, last on 12/10/13	@ DAL
Most allowed in a period, home	3	3 times, last on 03/04/14	COL, 3rd
Most allowed in a period, road	5	04/12/14	@ NSH, 3rd
Most allowed in a game, home	5	2 times, last on 10/29/13	OTT
Most allowed in a game, road	7	3 times, last on 04/12/14	@ NSH
Fewest in a game, home	0	03/23/14	NSH
Fewest in a game, road	0	3 times, last on 04/11/14	@ WSH
Fewest allowed in a game, home	0	2 times, last on 03/19/14	STL
Fewest allowed in a game, road	0	02/05/14	@ ANA

SHOTS

Most in a period, home	23	11/14/13	ARI, 2nd
Most in a period, road	18	11/16/13	@ NSH, 2nd
Most in a game, home	52	11/14/13	ARI
Most in a game, road	43	10/24/13	@ TBL
Most allowed in a period, home	18	12/08/13	FLA, 3rd
Most allowed in a period, road	17	11/30/13	@ ARI, 2nd
Most allowed in a game, home	42	01/05/14	SJS
Most allowed in a game, road	39	02/01/14	@ SJS
Fewest in a period, home	3	10/12/13	BUF, 3rd
Fewest in a period, road	4	12/05/13	@ MIN, 3rd
Fewest in a game, home	23	12/11/13	PHI
Fewest in a game, road	19	12/05/13	@ MIN
Fewest allowed in a period, home	0	10/05/13	TBL, 1st
Fewest allowed in a period, road	2	4 times, last on 02/27/14	@ NYR, 3rd
Fewest allowed in a game, home	12	12/23/13	NJD
Fewest allowed in a game, road	19	01/23/14	@ MIN

POWER-PLAY GOALS

Most in a game, home	3	12/08/13	FLA
Most in a game, road	2	3 times, last on 01/29/14	@ VAN
Most allowed in a game, home	3	10/01/13	WSH
Most allowed in a game, road	2	6 times, last on 02/07/14	@ ARI

SHORTHANDED GOALS

Most in a game, home	1	5 times, last on 03/21/14	CAR (J. Toews)
Most in a game, road	1	3 times, last on 01/28/14	@ CGY (M. Hossa)
Most allowed in a game, home	1	2 times, last on 01/12/14	EDM (B. Gordon)
Most allowed in a game, road	1	3 times, last on 02/01/14	@ SJS (J. Pavelski)

LEADERSHIP

PLAYERS

2013-14

OPPONENTS

TRADITION

RECORDS

PLAYOFFS

HISTORY

MINORS

NHL

MEDIA

POWER PLAYS

Most in a game	7	2 times, last on 12/11/13	PHI
Most allowed in a game	7	12/17/13	@ NSH

PENALTY MINUTES

Most in a game, home	35	12/11/13	PHI
Most in a game, road	22	2 times, last on 03/18/14	@ PHI
Fewest in a game, home	0	2 times, last on 04/09/14	MTL
Fewest in a game, road	2	4 times, last on 02/27/14	@ NYR
Most in a period, home	24	12/11/13	PHI, 3rd
Most in a period, road	18	12/10/13	@ MIN

SCORING MARGINS

Largest winning margin, home	5	2 times, last on 12/27/13	COL
Largest winning margin, road	4	4 times, last on 12/10/13	@ DAL
Largest losing margin, home	2	4 times, last on 03/23/14	NSH
Largest losing margin, road	5	11/16/13	@ NSH

STREAKS

Longest winning streak	6	11/21/13 to 11/30/13
Longest point streak (games without a regulation loss)	10	12/15/13 to 01/05/14
Longest winless streak	4	01/22/14 to 01/28/14
Longest losing streak (games without a point)	2	5 times, last from 04/11/14 to 04/12/14
Longest home winning streak	4	11/06/13 to 11/17/13
Longest home winless streak	2	3 times, last on 01/05/14 to 01/18/14
Longest home losing streak (games without a point)	1	7 times, last on 03/23/14
Longest road winning streak	6	11/21/13 to 11/30/13
Longest road winless streak	4	01/11/14 to 01/18/14
Longest road losing streak (games without a point)	2	3 times, last from 04/11/14 to 04/12/14
Consecutive shutouts	N/A	
Consecutive shutout losses	N/A	

LEADERSHIP

PLAYERS

2013-14

OPPONENTS

TRADITION

RECORDS

PLAYOFFS

HISTORY

MINORS

NHL

MEDIA

INDIVIDUAL HIGHS AND LOWS

SKATERS

Most goals in a game, home	3	2 times, last by P. Sharp on 12/27/13	7-2 W vs. COL
Most goals in a game, road	3	P. Sharp, 01/03/14	5-3 W @ NJD
Most goals in a period, home	2	2 times, last by P. Sharp on 12/27/13	7-2 W vs. COL, 1st
Most goals in a period, road	2	3 times, last by P. Sharp on 01/03/14	5-3 W @ NJD, 3rd
Most assists in a game, home	3	3 times, last by D. Keith on 12/27/13	7-2 W vs. COL
Most assists in a game, road	4	P. Sharp, 11/09/13	6-2 W @ DAL
Most assists in a period, home	2	10 times, last by B. Seabrook on 03/06/14	6-1 W vs. CBJ, 2nd
Most assists in a period, road	3	D. Keith, 01/03/14	5-3 W @ NJD, 3rd
Most points in a game, home	4	3 times, last by J. Toews on 12/27/13	7-2 W vs. COL
Most points in a game, road	4	2 times, last by J. Toews on 11/21/13	6-3 W @ WPG
Most points in a period, home	2	12 times, last by B. Seabrook on 03/06/14	6-1 W vs. CBJ, 2nd
Most points in a period, road	3	D. Keith on 01/03/14	5-3 W @ NJD, 3rd
Most shots in a game, home	9	2 times, last by P. Sharp on 01/14/14	3-2 L (OT) vs. COL
Most shots in a game, road	8	P. Kane, 12/14/13	7-3 L @ TOR
Most power-play goals in a game, home	1	27 times, last by A. Shaw on 03/25/14	4-2 W vs. DAL
Most power-play goals in a game, road	1	21 times, last by P. Kane on 02/03/14	5-3 W @ IAK
Most shorthanded goals in a game	1	8 times, last by J. Toews on 03/21/14	3-2 W vs. CAR
Most penalty minutes in a game, home	17	B. Bollig, 10/17/13	3-2 L (SO) vs. STL
Most penalty minutes in a game, road	16	J. Morin on 12/10/13	6-2 W @ DAL
Most penalty minutes in a period, home	17	B. Bollig, 10/17/13	3-2 L (SO) vs. STL, 3rd
Most penalty minutes in a period, road	16	J. Morin on 12/10/13	6-2 W @ DAL, 3rd
Longest goal streak	4	2 times, last by J. Toews, 03/01/14 to 03/09/14 (6G, 1A)	
Longest assist streak	8	D. Keith, 11/19/13 to 12/03/13 (10A)	
Longest point streak	14	P. Kane, 11/30/13 to 12/28/13 (8G, 17A)	

GOALTENDERS

Most goals allowed in a game	6	2 times, last by A. Raanta, 04/12/13	7-5 L @ NSH
Most goals allowed in a period	4	2 times, last by A. Raanta, 04/12/13	7-5 L @ NSH, 3rd
Most shots against in a game	42	C. Crawford, 01/05/14	3-2 L (SO) vs. SJS
Most shots against in a period	18	A. Raanta, 12/08/13	6-2 W vs. FLA, 3rd
Most shots against in an overtime period	4	3 times, last by C. Crawford, 01/28/14	5-4 L (OT) @ CGY
Most saves in a game	40	C. Crawford, 01/05/14	3-2 L (SO) vs. SJS
Most saves in a period	18	A. Raanta, 12/08/14	6-2 W vs. FLA, 3rd
Most saves in an overtime period	3	3 times, last by C. Crawford, 01/28/14	5-4 L (OT) @ CGY

BRYAN BICKELL

- Recorded his 100th career point (1G) on Feb. 3 at LAK

COREY CRAWFORD

- Logged his 100th NHL victory on Nov. 29 at DAL
- Played in his 200th career game on March 14 vs. NSH
- Recorded his 10th career shutout on March 19 vs. STL

NIKLAS HJALMARSSON

- Scored his first-career shorthanded goal on Nov. 9 at DAL

MARIAN HOSSA

- Appeared in his 300th game with Chicago on March 1 vs. PIT
- Scored his 100th goal with the Blackhawks on Oct. 29 vs. OTT

PATRICK KANE

- Recorded his 300th career assist on Dec. 11 vs. PHI
- Posted a career-long 14-game point streak (8G, 17A) from Nov. 30-Dec. 28
- Played his 500th NHL game on Jan. 26 vs. WPG

DUNCAN KEITH

- Tied his career high with 55 assists in 79 regular-season games
- Recorded his 300th career assist on March 16 vs. DET
- Posted a career-long eight-game point streak (10A) from Nov. 19-Dec. 3

MARCUS KRUGER

- Played his 200th NHL game on March 28 at OTT

JOAKIM NORDSTROM

- Made his NHL debut on Oct. 1 vs. WSH
- Scored his first career goal on Oct. 11 vs. NYI

JOHNNY ODUYA

- Appeared in his 100th game as a Blackhawk on Dec. 11 vs. PHI

JOEL QUENNEVILLE

- Became third-winningest head coach in league history with his 693rd career victory on Jan. 29 at VAN (5-2)
- Won his 700th career game on March 19 vs. STL

ANTTI RAANTA

- Made his NHL debut on Nov. 19 at COL
- Earned a win in his first NHL start on Nov. 27 at CGY
- Posted his first NHL shutout on Dec. 30 vs. LAK (26 saves)

MICHAEL ROZSIVAL

- Played his 800th career game on Dec. 3 vs. DAL
- Scored his first goal as a Blackhawk on Jan. 5 vs. SJS

BRANDON SAAD

- Appeared in his 100th career game on Jan. 22 at DET

BRENT SEABROOK

- Appeared in his 600th career game on Oct. 1 vs. WSH
- Recorded his 200th career assist on Nov. 14 vs. ARI

PATRICK SHARP

- Skated in his 600th NHL game on Oct. 12 vs. BUF
- Scored his 200th goal as a Blackhawk on Dec. 3 vs. DAL
- Recorded his third career hat trick on Dec. 27 vs. COL
- Tallied his fourth career hat trick on Jan. 3 at NJD

ANDREW SHAW

- Played his 100th NHL game on Nov. 3 vs. CGY

BEN SMITH

- Netted his first career game-deciding shootout goal on Nov. 29 at DAL
- Posted a career-long three-game goal streak (3G) from April 3-6

JONATHAN TOEWS

- Recorded his 400th career point (1A) on Dec. 10 at DAL
- Netted his third career hat trick on Oct. 29 vs. OTT

KRIS VERSTEEG

- Appeared in his 400th career game on March 19 vs. STL
- Scored his 100th career goal on March 1 vs. PIT
- Appeared in his 200th career game with Chicago on Jan. 14 vs. COL

LEADERSHIP

PLAYERS

2013-14

OPPONENTS

TRADITION

RECORDS

PLAYOFFS

HISTORY

MINORS

NHL

MEDIA

GOALS, INDIVIDUAL

Scored three goals, home	12/27/13	P. Sharp vs. COL
Scored three goals, road	01/03/14	P. Sharp @ NJD
Allowed three goals, home	12/15/10	T. Fleischmann vs. COL
Allowed three goals, road	02/25/12	D. Brown @ LAK
Scored four goals, home	02/24/94	J. Roenick vs. WPG
Scored four goals, road	12/04/99	M. Nylander @ BOS
Allowed four goals, home	03/25/03	A. Yashin vs. NYI
Allowed four goals, road	02/02/12	S. Gagner @ EDM
Scored five goals, home	02/03/82	G. Mulvey vs. St. Louis
Scored five goals, road		N/A
Allowed five goals, home		N/A
Allowed five goals, road	01/15/75	Y. Courmoyer @ MTL

GOALS, TEAM

Scored 10+ goals, home	10/12/88	CHI 10, WPG 1
Scored 10+ goals, road	01/30/69	CHI 12, PHI 0
Allowed 10+ goals, home	11/12/98	TOR 10, CHI 3
Allowed 10+ goals, road	12/04/87	DET 12, CHI 0

GOALS, SHORTHANDED

Scored 2+ shorthanded goals, home	04/13/06	K. Calder, P. Sharp vs. DET
Scored 2+ shorthanded goals, road	02/01/11	J. Toews, M. Hossa @ CBJ
Allowed 2+ shorthanded goals, home	10/05/05	J. Lupul, R. Niedermayer vs. ANA
Allowed 2+ shorthanded goals, away	01/29/04	S. Horcoff, E. Moreau @ EDM

PENALTY SHOTS

Chicago had penalty shot, home	11/17/13	P. Sharp vs. A. Niemi, SJS (G)
Chicago had penalty shot, road	11/02/13	P. Kane vs. A. Montoya, WPG (NG)
Opponent had penalty shot, home	12/30/13	D. Brown, LAK vs. A. Raanta (NG)
Opponent had penalty shot, road	11/29/13	A. Chiasson, DAL vs. C. Crawford (NG)
Chicago scored penalty shot, home	11/17/13	P. Sharp vs. A. Niemi, SJS
Chicago scored penalty shot, road	12/16/12	J. Toews vs. M. Biron, NYR
Opponent scored penalty shot, home	12/03/13	A. Roussel, DAL vs. C. Crawford
Opponent scored penalty shot, road	03/25/10	J. Voracek, CBJ vs. C. Huet

SHUTOUTS AND TIES

Recorded a shutout, home	03/19/14	4-0 vs. STL (C. Crawford)
Recorded a shutout, road	02/05/14	2-0 @ ANA (C. Crawford)
Opponent recorded a shutout, home	03/23/14	2-0 vs. COL (P. Rinne)
Opponent recorded a shutout, road	04/11/14	4-0 @ WSH (J. Halak)
Played in a 0-0 tie, home	01/08/03	vs. ARI (M. Leighton, Z. Bieri)
Played in a 0-0 tie, road	12/17/97	@ EDM (J. Hackett, C. Joseph)




CHICAGO BLACKHAWKS

OPPONENTS



BRUCE BOUDREAU



RYAN GETZLAF



CLUB INFORMATION

Founded: 1993-94
 Home Arena: Honda Center (17,744)
 Front Office Address: 2695 E. Katella Ave., Anaheim, CA 92806
 Phone: 714-940-2900
 Fax: 714-940-2953
 Website: ducks.nhl.com
 Stanley Cups: 2007
 Chief Executive Officer: Michael Schuman
 Executive Vice President/General Manager: Bob Murray
 Head Coach: Bruce Boudreau
 Assistant Coaches: Brad Lauer, Scott Niedermayer, Trent Yawney
 Goaltending Consultant: Dwayne Roloson
 Director, Media and Communications: Alex Gilchrist
 Manager, Media and Communications: Steve Hoem
 2013-14 record: 54-20-8 (116 points), 1st Pacific Division
 2013-14 playoffs: Western Conference Second Round (def. by Los Angeles 4-3)

LEADERSHIP

PLAYERS

2013-14

OPONENTS

TRADITION

RECORDS

PLAYOFFS

HISTORY

MINORS

NHL

MEDIA

BROADCAST TEAMS

Television play-by-play: John Ahlers
 Television color analyst: Brian Hayward
 Radio play-by-play: Steve Carroll
 Radio color analyst: Dan Wood

2014-15 MEETINGS

Tuesday, Oct. 28 in Chicago
 Friday, Nov. 28 at Anaheim
 Friday, Jan. 30 at Anaheim

ALL-TIME FRANCHISE RECORDS

SEASON-BY-SEASON RECORD

	GP	W	L	T	OTL
1995-96	5	4	1	0	-
1996-97	4	3	1	0	-
1997-98	4	3	0	1	-
1998-99	4	3	0	1	-
1999-2000	5	1	3	1	0
2000-01	4	2	2	0	0
2001-02	4	2	1	1	0
2002-03	4	0	4	0	0
2003-04	4	1	2	1	0
2004-05	- SEASON CANCELED -				
2005-06	4	0	4	0	0
2006-07	4	1	3	0	0
2007-08	4	1	3	0	0

	GP	W	L	T	OTL
2008-09	4	3	1	0	0
2009-10	4	1	3	0	0
2010-11	4	2	2	0	0
2011-12	4	3	1	0	0
2012-13	3	0	2	0	1
2013-14	3	2	0	0	1
TOTALS	80	32	41	5	2

RECORD BY DECADE

DECADE	RECORD	PCT.
1990s	14-13-3	.466
2000s	11-23-2-0	.306
2010s	7-5-2	.500

HOME/AWAY SPLITS

LIFETIME	GP	W	L	T	OTL	GF	GA	PTS
Home	42	20	18	2	2	110	100	44
Road	38	12	23	3	0	80	108	27
TOTALS	80	32	41	5	2	190	208	71

THE LAST TIME THE BLACKHAWKS...

Last Win: Feb. 5, 2014 (2-0 at Anaheim)
 Last Home Win: Jan. 17, 2014 (4-2 in Chicago)
 Last Road Win: Feb. 5, 2014 (2-0)
 Last Loss: Dec. 6, 2013 (3-2 SO in Chicago)
 Last Home Loss: Dec. 6, 2013 (3-2 SO)
 Last Road Loss: March 20, 2013 (4-2)
 Last Tie: Oct. 26, 2003 (1-1 at Anaheim)
 Last Shutout Win: Feb. 5, 2014 (2-0 at Anaheim)
 Last Shutout Loss: Nov. 27, 2009 (3-0 at Anaheim)

2013-14 REGULAR-SEASON SERIES RECAP

2013-14 Blackhawks record: 1-0-1 at United Center; 1-0-0 at Anaheim

DATE	TEAM	SCORING BY PERIOD					SHOTS BY PERIOD					PP	PIM	GWG	GOALIE (SAVES-SHOTS)	ATTN.
		1	2	3	OT	F	1	2	3	OT	TOT					
12/06	ANA	1	1	0	0	3	8	9	8	1	26	1-1 (100.0)	4-16	K. Palmieri (50)	Hiller (23-25)	21,586
	CHI	1	1	0	0	2	11	6	5	3	25	1-3 (33.3)	1-2		Raanta (24-26)	
01/17	ANA	0	0	2	-	2	8	3	10	-	21	0-2 (0.0)	5-10		Hiller (31-34)	22,064
	CHI	2	0	2	-	4	15	11	9	-	35	0-5 (0.0)	2-4	B. Bickell	Crawford (19-21)	
02/05	CHI	0	1	1	-	2	9	9	7	-	25	0-2 (0.0)	4-10	M. Hossa	Crawford (29-29)	17,446
	ANA	0	0	0	-	0	15	8	6	-	29	0-5 (0.0)	2-4		Hiller (23-25)	
TOTALS		SCORING BY PERIOD					SHOTS BY PERIOD					PP	PIM		GOALIE (SAVES-SHOTS)	
	TEAM	1	2	3	OT	TOT	1	2	3	OT	TOT					
	ANA	1	1	2	0	4	31	20	24	1	76	1-8 (12.5)	11-30		Hiller (77-84)	
	CHI	3	2	3	0	8	35	26	21	3	85	1-10 (10.0)	7-16		Crawford (48-50), Raanta (24-26)	

2013-14 REGULAR-SEASON STATISTICS

BLACKHAWKS	GP	G	A	PTS	+/-	PIM	DUCKS	GP	G	A	PTS	+/-	PIM		
Marian Hossa	3	3	2	5	2	0	Ryan Getzlaf	3	2	1	3	0	2		
Kris Versteeg	3	2	1	3	2	0	Corey Perry	3	1	1	2	0	2		
Jonathan Toews	3	1	1	2	2	0	Cam Fowler	3	0	2	2	-2	2		
Niklas Hjalmarsson	3	0	2	2	2	0	Kyle Palmieri	3	1	0	1	1	2		
Brent Seabrook	3	0	2	2	1	2	Dustin Penner	3	0	1	1	-2	10		
Ben Smith	3	1	0	1	0	0	Nick Bonino	2	0	1	1	-3	0		
Bryan Bickell	2	1	0	1	1	0	Daniel Winnik	3	0	0	0	-1	0		
Patrick Kane	3	0	1	1	1	0	Andrew Cogliano	3	0	0	0	-1	0		
Marcus Kruger	3	0	1	1	0	0	Ben Lovejoy	3	0	0	0	-1	0		
Patrick Sharp	3	0	1	1	0	0	Sami Vatanen	3	0	0	0	-1	0		
Michal Rozsival	2	0	1	1	2	6	Hampus Lindholm	3	0	0	0	-1	4		
Duncan Keith	3	0	0	0	3	0	Saku Koivu	3	0	0	0	-2	0		
Michal Handzus	3	0	0	0	1	0	Teemu Selanne	3	0	0	0	-2	2		
Brandon Saad	3	0	0	0	1	0	Matt Beleskey	3	0	0	0	-3	4		
Nick Leddy	3	0	0	0	0	0	Francois Beauchemin	2	0	0	0	1	0		
Brandon Bollig	3	0	0	0	-1	0	Emerson Etem	2	0	0	0	0	0		
Andrew Shaw	2	0	0	0	2	6	Mathieu Perreault	2	0	0	0	-1	0		
Sheldon Brookbank	2	0	0	0	0	0	Bryan Allen	2	0	0	0	-2	2		
Johnny Oduya	2	0	0	0	0	2	David Steckel	1	0	0	0	0	0		
Jeremy Morin	1	0	0	0	0	0	Mark Fidric	1	0	0	0	0	0		
Joakim Nordstrom	1	0	0	0	0	0	Patrick Maroon	1	0	0	0	0	0		
							Lucas Sigafoos	1	0	0	0	0	0		
							Jakob Silfverberg	1	0	0	0	-1	0		
GOALTENDER							GOALTENDER								
Corey Crawford	GP	MIN	GA	SA	SV	AVG	W-L-OTL	Jonas Hiller	GP	MIN	GA	SA	SV	AVG	W-L-OTL
Antti Raanta	2	120	2	50	48	1.00	2-0-0		3	183	7	84	77	2.30	1-2-0
	1	65	2	26	24	1.86	0-0-1								

2013-14 HIGHLIGHTS

Marian Hossa scored a shorthanded goal and added an empty-netter to lead the Blackhawks to a 4-2 home win over the Ducks on Jan. 17, 2014. **Kris Versteeg** and **Bryan Bickell** also netted goals for Chicago. The Blackhawks' victory snapped an eight-game win streak for Anaheim in a battle between the two top teams in the league at the time.

Corey Crawford made 29 saves to lead the Blackhawks to a 2-0 win over the Ducks in Anaheim on Feb. 5, 2014. **Marian Hossa** and **Jonathan Toews** tallied for Chicago, and **Niklas Hjalmarsson** logged six blocked shots in the contest.



DAVE TIPPETT



SHANE DOAN



CLUB INFORMATION

Founded: 1972-73 (WHA, Winnipeg), 1979-80 (NHL), 1996-97 (Arizona)
 Home Arena: Gila River Arena (7125)
 Front Office Address: 9400 W. Maryland Ave., Glendale, AZ 85305
 Phone: 623-772-3200
 Fax: 623-872-2000
 Website: coyotes.nhl.com
 Stanley Cups: none
 Executive Vice President/General Manager: Don Maloney
 Head Coach: Dave Tippett
 Associate Coach: Jim Playfair
 Assistant Coach: Newell Brown
 Assistant to the General Manager/Goaltending Coach: Sean Burke
 Vice President, Communications: Rich Naim
 Director, Media Relations: Chris Wojcik
 Coordinator, Media Relations: Greg Dillard
 2013-14 record: 37-30-15 (89 points), 4th Pacific Division
 2013-14 playoffs: DND

BROADCAST TEAMS

Television play-by-play: Matt McConnell
 Television color analyst: Tyson Nash
 Radio play-by-play: Bob Heethuis
 Radio color analyst: Nick Boynton

2014-15 MEETINGS

Tuesday, Jan. 20 in Chicago
 Monday, Feb. 9 in Chicago
 Thursday, March 12 at Arizona

ALL-TIME FRANCHISE RECORDS INCLUDES TOTALS FROM WINNIPEG JETS (1979-96)

SEASON-BY-SEASON RECORD

	GP	W	L	T	OTL		GP	W	L	T	OTL
1979-80	4	2	2	0	-	2002-03	4	2	1	1	0
1980-81	4	3	1	0	-	2003-04	4	0	0	3	1
1981-82	7	2	3	2	-	2004-05	-	SEASON CANCELED	-	-	-
1982-83	3	2	1	0	-	2005-06	4	2	2	0	0
1983-84	3	1	2	0	-	2006-07	4	1	1	0	2
1984-85	3	1	1	1	-	2007-08	4	3	1	0	0
1985-86	3	2	1	0	-	2008-09	4	4	0	0	0
1986-87	3	3	0	0	-	2009-10	4	1	1	0	2
1987-88	3	1	1	1	-	2010-11	4	2	1	0	1
1988-89	3	3	0	0	-	2011-12	4	1	2	0	1
1989-90	3	2	1	0	-	2012-13	3	2	0	0	1
1990-91	3	2	0	1	-	2013-14	3	2	1	0	0
1991-92	3	0	2	1	-	TOTALS	132	62	47	15	8
1992-93	3	2	1	0	-						
1993-94	6	4	2	0	-						
1994-95	5	2	3	0	-						
1995-96	5	2	2	1	-						
1996-97	5	1	4	0	-						
1997-98	6	1	4	1	-						
1998-99	4	1	2	1	-						
1999-2000	4	2	1	1	0						
2000-01	3	1	1	1	0						
2001-02	4	2	2	0	0						

RECORD BY DECADE

DECADE	RECORD	PCT.
1970s	2-2-0	.500
1980s	20-11-4	.571
1990s	17-21-6	.386
2000s	16-9-5-5	.457
2010s	7-4-3	.500

HOME/AWAY SPLITS

LIFETIME	GP	W	L	T	OTL	GF	GA	PTS
Home	64	34	16	10	4	226	160	82
Road	68	28	31	5	4	213	209	65
TOTALS	132	62	47	15	8	439	369	147

THE LAST TIME THE BLACKHAWKS...

Last Win: Nov. 30, 2013 (5-2 at Arizona)
 Last Home Win: Nov. 14, 2013 (5-4 SO)
 Last Road Win: Nov. 30, 2013 (5-2)
 Last Loss: Feb. 7, 2014 (2-0 at Arizona)
 Last Home Loss: April 20, 2013 (3-2 SO)
 Last Road Loss: Feb. 7, 2014 (2-0)
 Last Tie: March 21, 2004 (2-2 in Chicago)
 Last Shutout Win: March 26, 2010 (2-0 in Chicago)
 Last Shutout Loss: Feb. 7, 2014 (2-0 at Arizona)

2013-14 REGULAR-SEASON SERIES RECAP

2013-14 Blackhawks record: 1-0-0 at United Center; 1-1-0 at Arizona

DATE	TEAM	SCORING BY PERIOD					SHOTS BY PERIOD					PP	PIM	GWG	GOALIE (SAVES-SHOTS)	ATTN.
		1	2	3	OT	F	1	2	3	OT	TOT					
11/14	ARI	2	2	0	0	4	13	11	6	0	30	1-3 (33.3)	4-8	B. Pirri (50)	Smith (48-52)	21,762
	CHI	2	1	1	0	5	9	23	17	3	52	1-3 (33.3)	4-8		Crawford (26-30)	
11/30	ARI	3	0	2	-	5	16	6	14	-	36	1-5 (20.0)	5-10	N. Hjalmarsson	Raanta (32-34)	17,321
	CHI	0	2	0	-	2	8	17	9	-	34	1-5 (20.0)	5-10		Smith (33-35)	
02/07	ARI	0	0	0	-	0	7	14	9	-	30	0-2 (0.0)	6-12	K. Yandle	Crawford (24-26)	17,525
	ARI	1	1	0	-	2	10	14	2	-	26	2-5 (40.0)	3-6		Smith (30-30)	
TOTALS		SCORING BY PERIOD					SHOTS BY PERIOD								GOALIE (SAVES-SHOTS)	
	TEAM	1	2	3	OT	TOT	1	2	3	OT	TOT	PP	PIM		Smith (09-17)	
	ARI	3	5	0	0	8	31	42	17	0	90	4-13 (30.8)	12-24			
	CHI	5	1	3	0	9	32	43	40	3	118	2-10 (20.0)	15-32		Crawford (50-56), Raanta (32-34)	

2013-14 REGULAR-SEASON STATISTICS

BLACKHAWKS	GP	G	A	PTS	+/-	PIM	COYOTES	GP	G	A	PTS	+/-	PIM		
Patrick Kane	2	1	3	4	0	0	Keith Yandle	3	1	3	4	-1	0		
Marian Hossa	3	2	1	3	3	2	Michael Stone	3	2	1	3	0	2		
Brent Seabrook	3	0	3	3	4	0	Radim Vrbata	3	1	2	3	-1	0		
Duncan Keith	3	0	3	3	3	0	Mike Ribeiro	3	0	3	3	-1	0		
Jonathan Toews	3	0	3	3	2	2	Rob Klirhammer	3	1	1	2	2	0		
Nick Leddy	3	0	2	2	0	0	Shane Doan	3	1	1	2	-2	2		
Patrick Sharp	3	1	0	1	2	0	Mikkel Boedker	3	0	2	2	0	0		
Andrew Shaw	3	1	0	1	1	6	Oliver Ekman-Larsson	3	0	2	2	-1	2		
Brandon Bollig	3	1	0	1	0	6	Lauri Korpikoski	2	1	0	1	1	0		
Brandon Saad	3	1	0	1	0	2	Martin Hanzal	2	1	0	1	-1	4		
Niklas Hjalmarsson	3	1	0	1	0	4	Antoine Vermette	3	0	1	1	1	0		
Brandon Pirri	2	1	0	1	1	0	David Schlemko	3	0	0	0	0	0		
Marcus Kruger	3	0	1	1	0	0	Kyle Chipchura	3	0	0	0	-1	0		
Ben Smith	3	0	1	1	0	0	David Moss	3	0	0	0	-2	0		
Michal Handzus	2	0	1	1	0	0	Jeff Halpern	3	0	0	0	-3	4		
Sheldon Brookbank	2	0	0	0	-1	0	Zbynek Michalek	2	0	0	0	0	2		
Michal Rozsival	2	0	0	0	0	2	Pau Bissonnette	2	0	0	0	0	0		
Bryan Bickell	2	0	0	0	0	2	Derek Morris	2	0	0	0	0	2		
Kris Versteeg	2	0	0	0	1	2	Tim Kennedy	2	0	0	0	-1	0		
Johnny Oduya	2	0	0	0	0	4	Jordan Szwarc	1	0	0	0	-1	0		
Peter Regin	1	0	0	0	0	0	Connor Murphy	1	0	0	0	-2	2		
Jeremy Morin	1	0	0	0	-1	0	Rostislav Klesla	1	0	0	0	-3	0		
GOALTENDER	GP	MIN	GA	SA	SV	AVG	W-L-OTL	GOALTENDER	GP	MIN	GA	SA	SV	AVG	W-L-OTL
Corey Crawford	2	123	6	56	50	2.93	1-1-0	Mike Smith	3	184	8	117	109	2.61	1-1-1
Artti Raanta	1	60	2	34	32	2.00	1-0-0								


2013-14 HIGHLIGHTS

Chicago outshot the Coyotes 52-30, but required a shootout to come away with a 5-4 win at the United Center on Nov. 14, 2013. **Marian Hossa** scored his ninth goal of the season after the birth of his second daughter, while Brandon Pirri tied the game at 4-4 in the third period before netting the game-deciding goal in the shootout.

The Blackhawks closed out their annual Circus Trip with a 5-2 win over the Coyotes on Nov. 30, 2013. **Patrick Kane** and **Marian Hossa** each posted a goal and an assist, while **Duncan Keith** and **Brent Seabrook** each picked up a pair of helpers.



CLAUDE JULIEN



ZDENO CHARA



CLUB INFORMATION

Founded: 1924-25
 Home Arena: TD Garden (17,565)
 Front Office Address: 100 Legends Way, Boston, MA 02114
 Phone: 617-624-2327
 Website: bruins.nhl.com
 Stanley Cups: 1929, '39, '41, '70, '72, 2011
 President: Cam Neely
 General Manager: Peter Chiarelli
 Head Coach: Claude Julien
 Assistant Coaches: Doug Houda, Doug Jarvis, Joe Sacco
 Goaltending Coach: Bob Essensa
 Vice President, Communications and Content: Matthew Chmura
 Director, Communications and Content: Eric Tosi
 Director, Publications/Information: Heidi Holland
 2013-14 record: 54-19-9 (117 points), 1st Atlantic
 2013-14 playoffs: Eastern Conference Second Round (def. by Montreal 4-3)

BROADCAST TEAMS

Television play-by-play: Jack Edwards
 Television color analyst: Andy Brickley
 Radio play-by-play: Dave Goucher
 Radio color analyst: Bob Beers

2014-15 MEETINGS

Thursday, Dec. 11: at Boston
 Sunday, Feb. 22: in Chicago

ALL-TIME FRANCHISE RECORDS

SEASON-BY-SEASON RECORD (SINCE 1935)

	GP	W	L	T	OTL		GP	W	L	T	OTL
1975-76	4	0	3	1	-	2003-04	1	1	0	0	0
1976-77	4	0	4	0	-	2004-05	-	SEASON CANCELED	-	-	-
1977-78	4	1	3	0	-	2005-06	-	DID NOT PLAY	-	-	-
1978-79	5	1	3	1	-	2006-07	1	0	1	0	0
1979-80	4	2	2	0	-	2007-08	1	0	1	0	0
1980-81	4	1	3	0	-	2008-09	2	0	1	0	1
1981-82	3	2	1	0	-	2009-10	2	2	0	0	0
1982-83	3	0	3	0	-	2010-11	1	0	1	0	0
1983-84	3	2	1	0	-	2011-12	1	0	0	0	1
1984-85	3	3	0	0	-	2012-13	-	DID NOT PLAY	-	-	-
1985-86	3	2	1	0	-	2013-14	2	1	1	0	0
1986-87	3	1	1	1	-	TOTALS	580	239	260	79	2
1987-88	3	0	3	0	-						
1988-89	3	0	3	0	-						
1989-90	3	0	3	0	-						
1990-91	3	1	2	0	-						
1991-92	3	2	1	0	-						
1992-93	2	2	0	0	-						
1993-94	2	1	1	0	-						
1994-95	-	DID NOT PLAY	-	-	-						
1995-96	2	2	0	0	-						
1996-97	2	1	0	1	-						
1997-98	2	2	0	0	-						
1998-99	2	0	1	1	-						
1999-2000	2	2	0	0	0						
2000-01	1	0	1	0	0						
2001-02	2	0	1	1	0						
2002-03	2	2	0	0	0						

RECORD BY DECADE

DECADE	RECORD	PCT.
1920s	6-14-4	.250
1930s	25-33-8	.378
1940s	47-46-13	.443
1950s	46-69-24	.331
1960s	70-36-18	.565
1970s	15-25-7	.319
1980s	11-19-1	.335
1990s	18-5-2	.650
2000s	5-5-1	.417
2010s	1-2-1	.250

HOME/AWAY SPLITS

LIFETIME	GP	W	L	T	OTL	GF	GA	PTS
Home	291	149	95	45	2	938	782	345
Road	289	90	165	34	0	817	1,039	214
TOTALS	580	239	260	79	2	1,755	1,821	559

THE LAST TIME THE BLACKHAWKS...

Last Win: Jan. 19, 2014 (3-2 SO in Chicago)
 Last Home Win: Jan. 19, 2013 (3-2 SO)
 Last Road Win: Jan. 7, 2010 (5-2)
 Last Loss: March 27, 2014 (3-0 at Boston)
 Last Home Loss: Oct. 15, 2011 (3-2 SO)
 Last Road Loss: March 27, 2014 (3-0)
 Last Tie: Oct. 28, 2001 (3-3 in Chicago)
 Last Shutout Win: March 22, 1998 (1-0 in Chicago)
 Last Shutout Loss: March 27, 2014 (3-0 at Boston)

2013-14 REGULAR-SEASON SERIES RECAP

2013-14 Blackhawks record: 1-0-0 at United Center; 0-1-0 at Boston

DATE	TEAM	SCORING BY PERIOD				SHOTS BY PERIOD				PP	PIM	GWG	GOALIE (SAVES-SHOTS)	ATTN.
		1	2	3	OT	F	1	2	3	OT	TOT			
01/19	BOS	1	1	0	0	2	12	9	14	1	36	0-3 (0.0)	2-4	Rask (35-37)
	CHI	1	1	0	0	3	15	12	7	3	37	0-2 (0.0)	4-16	Crawford (34-36)
03/27	BOS	0	0	0	-	0	8	9	11	-	28	0-2 (0.0)	1-2	Crawford (20-23)
	CHI	1	0	2	-	3	10	6	7	-	23	0-1 (0.0)	2-4	Rask (28-28)
TOTALS		SCORING BY PERIOD				SHOTS BY PERIOD				PP	PIM	GOALIE (SAVES-SHOTS)		
TEAM		1	2	3	OT	TOT	1	2	3	OT	TOT			
BOS		2	1	2	0	5	22	15	21	1	59	0-4 (0.0)	4-8	Rask (63-65)
CHI		1	1	0	0	2	23	21	18	3	65	0-4 (0.0)	5-18	Crawford (54-59)

2013-14 REGULAR-SEASON STATISTICS

BLACKHAWKS	GP	G	A	PTS	+/-	PIM	BRUINS	GP	G	A	PTS	+/-	PIM		
Marian Hossa	2	1	0	1	-1	0	Patrice Bergeron	2	2	1	3	3	0		
Brandon Bollig	2	1	0	1	-2	0	Brad Marchand	2	2	1	3	2	0		
Duncan Keith	2	0	1	1	0	0	Johnny Boychuk	2	0	2	2	3	0		
Patrick Sharp	2	0	1	1	0	0	Carl Soderberg	2	1	0	1	1	0		
Niklas Hjalmarsson	2	0	1	1	-2	2	Reilly Smith	2	0	1	1	3	0		
Marcus Kruger	2	0	1	1	-2	0	Daniel Paille	2	0	1	1	1	0		
Andrew Shaw	2	0	0	0	0	0	Matt Bartkowski	2	0	1	1	1	6		
Michael Handzus	2	0	0	0	0	0	Chris Kelly	1	0	1	1	1	2		
Brent Seabrook	2	0	0	0	0	2	Adam McQuaid	1	0	1	1	1	0		
Brandon Saad	2	0	0	0	-1	2	Zdeno Chara	2	0	0	0	2	0		
Ben Smith	2	0	0	0	-1	0	Loui Eriksson	2	0	0	0	1	0		
Nick Leddy	2	0	0	0	-1	0	Torey Krug	2	0	0	0	0	0		
Sheldon Brookbank	2	0	0	0	-1	0	Gregory Campbell	2	0	0	0	0	0		
Kris Versteeg	2	0	0	0	-1	0	Shawn Thornton	2	0	0	0	0	0		
Jonathan Toews	2	0	0	0	-1	10	Milan Lucic	2	0	0	0	-1	0		
Johnny Oduya	2	0	0	0	-2	2	David Krejci	2	0	0	0	-1	0		
Teuvo Teravainen	1	0	0	0	0	0	Jarome Iginla	2	0	0	0	-1	0		
Patrick Kane	1	0	0	0	0	0	Kevan Miller	2	0	0	0	-2	0		
Jeremy Morin	1	0	0	0	0	0	Dougie Hamilton	1	0	0	0	1	0		
Bryan Bickell	1	0	0	0	0	0	Ryan Spooner	1	0	0	0	0	0		
GOALTENDER	GP	MIN	GA	SA	SV	AVG	W-L-OTL	GOALTENDER	GP	MIN	GA	SA	SV	AVG	W-L-OTL
Corey Crawford	2	125	5	59	54	2.40	1-1-0	Tuukka Rask	2	125	2	65	53	0.96	1-0-1

2013-14 HIGHLIGHTS

In the first matchup between the two teams since the 2013 Stanley Cup Final, **Patrick Kane** tallied the shootout winner for the Blackhawks in a 3-2 victory at the United Center on Jan. 19, 2014. **Marian Hossa** tallied his 20th goal of the season in regulation, and **Cory Crawford** made 34 saves in the game before stopping 2 of 3 attempts in the shootout.



TED NOLAN



DREW STAFFORD



CLUB INFORMATION

Founded: 1970-71
 Home Arena: First Niagara Center (19,070)
 Front Office Address: One Seymour H. Knox III Plaza, Buffalo, NY 14203
 Phone: 716-855-4100
 Fax: 716-855-4122
 Website: sabres.nhl.com
 Stanley Cups: none
 President: Theodore N. Black
 General Manager: Tim Murray
 Head Coach: Ted Nolan
 Assistant Coaches: Tom Cooken, Danny Flynn, Bryan Trotter
 Goaltending Coach: Arturs Irbe
 Vice President, Public/Community Relations: Michael Gilbert
 Director, Media Relations: Chris Bandura
 Assistants, Public Relations: Marc Heintzman, Ian Ott
 2013-14 record: 21-51-10 (52 points), 8th Atlantic
 2013-14 playoffs: DNQ

BROADCAST TEAMS

Television/radio play-by-play: Dan Dunleavy, Rick Jeanneret
 Television/radio color analyst: Rob Ray
 Television/radio studio analysts: Brian Duff, Brad May

2014-15 MEETINGS

Saturday, Oct. 11 in Chicago
 Friday, April 3 at Buffalo

ALL-TIME FRANCHISE RECORDS

SEASON-BY-SEASON RECORD (SINCE 1975)

	GP	W	L	T	OTL		GP	W	L	T	OTL
1975-76	4	0	2	2	-	2000-01	2	0	2	0	0
1976-77	4	1	3	0	-	2001-02	1	1	0	0	0
1977-78	4	1	2	1	-	2002-03	2	1	0	1	0
1978-79	5	2	2	1	-	2003-04	1	0	1	0	0
1979-80	4	1	1	2	-	2004-05	-	SEASON CANCELED	-	-	-
1980-81	4	2	2	0	-	2005-06	-	DID NOT PLAY	-	-	-
1981-82	3	1	2	0	-	2006-07	1	0	1	0	0
1982-83	3	1	1	1	-	2007-08	1	0	1	0	0
1983-84	3	2	1	0	-	2008-09	1	1	0	0	0
1984-85	3	0	3	0	-	2009-10	1	0	1	0	0
1985-86	3	2	1	0	-	2010-11	2	2	0	0	0
1986-87	3	1	2	0	-	2011-12	1	1	0	0	0
1987-88	3	1	2	0	-	2012-13	-	DID NOT PLAY	-	-	-
1988-89	3	1	2	0	-	2013-14	2	2	0	0	0
1989-90	3	2	1	0	-	TOTALS	113	47	52	13	1
1990-91	3	1	2	0	-						
1991-92	3	1	2	0	-						
1992-93	2	0	2	0	-						
1993-94	2	1	1	0	-						
1994-95	-	-	-	-	-						
1995-96	2	2	0	0	-						
1996-97	2	1	1	0	-						
1997-98	2	2	0	0	-						
1998-99	2	1	1	0	-						
1999-2000	2	0	1	0	1						

RECORD BY DECADE

DECADE	RECORD	PCT.
1970s	17-19-11	.362
1980s	13-17-1	.419
1990s	9-10-1	.473
2000s	3-6-1-0	.300
2010s	5-0-0	1.000

HOME/AWAY SPLITS

LIFETIME	GP	W	L	T	OTL	GF	GA	PTS
Home	56	31	18	6	1	181	148	69
Road	57	16	34	7	0	146	206	39
TOTALS	113	47	52	13	1	327	354	108

THE LAST TIME THE BLACKHAWKS...

Last Win: March 9, 2014 (2-1 at Buffalo)
 Last Home Win: Oct. 12, 2013 (2-1)
 Last Road Win: March 9, 2014 (2-1)
 Last Loss: Dec. 11, 2009 (2-1 at Buffalo)
 Last Home Loss: Jan. 10, 2007 (2-1)
 Last Road Loss: Dec. 11, 2009 (2-1)
 Last Tie: Dec. 13, 2002 (1-1 at Buffalo)
 Last Shutout Win: Oct. 13, 2002 (3-0 in Chicago)
 Last Shutout Loss: Nov. 22, 1991 (2-0 at Buffalo)

2013-14 REGULAR-SEASON SERIES RECAP

2013-14 Blackhawks record: 1-0-0 at United Center; 1-0-0 at Buffalo

DATE	TEAM	SCORING BY PERIOD					SHOTS BY PERIOD					PP	PIM	GWL	GOALIE (SAVES-SHOTS)	ATTN.
		1	2	3	OT	F	1	2	3	OT	TOT					
10/12	BUF	0	0	1	-	1	6	10	13	-	29	0-3 (0.0)	6-12	P. Kane J. Toews	Miller (38-40)	21,261
	CHI	1	1	0	-	2	20	17	3	-	40	1-5 (20.0)	4-8		Crawford (28-29)	
03/09	CHI	1	0	1	-	2	11	13	7	-	31	0-5 (0.0)	5-10	Crawford (20-21) Enroth (29-31)	19,070	
	BUF	1	0	0	-	1	8	5	8	-	21	0-5 (0.0)	5-10			
TOTALS		SCORING BY PERIOD					SHOTS BY PERIOD					PP	PIM	GOALIE (SAVES-SHOTS)		
	TEAM	1	2	3	OT	TOT	1	2	3	OT	TOT					
	BUF	1	0	1	-	2	14	15	21	-	50	0-8 (0.0)	11-22	Enroth (29-31), Miller (38-40) Crawford (48-50)		
	CHI	2	1	1	-	4	31	30	10	-	71	1-10 (10.0)	9-18			

2013-14 REGULAR-SEASON STATISTICS

BLACKHAWKS	GP	G	A	PTS	+/-	PIM	SABRES	GP	G	A	PTS	+/-	PIM	
Patrick Kane	2	2	0	2	-1	2	Drew Stafford	2	2	0	2	1	0	
Andrew Shaw	2	0	2	2	1	0	Cody Hodgson	2	0	1	1	0	2	
Patrick Sharp	2	0	2	2	0	0	Tyler Ennis	2	0	1	1	-1	2	
Ben Smith	2	1	0	1	1	0	Mark Pysyk	1	0	1	1	1	0	
Jonathan Toews	2	1	0	1	0	0	Cory Conacher	1	0	1	1	0	0	
Duncan Keith	2	0	1	1	3	0	Tyler Myers	2	0	0	0	0	2	
Brent Seabrook	2	0	1	1	2	0	Christian Ehrhoff	2	0	0	0	0	2	
Brandon Saad	2	0	1	1	1	2	John Scott	2	0	0	0	0	0	
Johnny Oduya	2	0	1	1	-2	2	Marcus Foligno	2	0	0	0	-1	0	
Bryan Bickell	2	0	0	0	-1	0	Jamie McBain	2	0	0	0	-1	0	
Brandon Bollig	2	0	0	0	1	2	Brian Flynn	2	0	0	0	-1	0	
Nick Leddy	2	0	0	0	0	0	Nicolas Deslauriers	1	0	0	0	0	0	
Marcus Kruger	2	0	0	0	0	4	Johan Larsson	1	0	0	0	0	0	
Niklas Hjalmarsson	2	0	0	0	-1	4	Zemgus Girgensons	1	0	0	0	0	2	
Brandon Pirri	1	0	0	0	1	0	Mikhail Grigorenko	1	0	0	0	0	0	
Kris Versteeg	1	0	0	0	0	0	Alexander Sulzer	1	0	0	0	0	0	
Sheldon Brookbank	1	0	0	0	0	0	Mike Weber	1	0	0	0	0	0	
Michal Handzus	1	0	0	0	0	0	Ville Leino	1	0	0	0	0	0	
Marian Hossa	1	0	0	0	0	0	Henrik Tallinder	1	0	0	0	0	0	
Joakim Nordstrom	1	0	0	0	0	0	Matt Ellis	1	0	0	0	0	0	
David Rundblad	1	0	0	0	0	0	Steve Ott	1	0	0	0	0	4	
Peter Regin	1	0	0	0	0	2	Cody McCormick	1	0	0	0	0	0	
							Zenon Konopka	1	0	0	0	0	0	
							Thomas Vanek	1	0	0	0	0	0	
							Chad Ruhwedel	1	0	0	0	-1	2	
							Rasmus Ristolainen	1	0	0	0	-1	2	
							Matt D'Agostini	1	0	0	0	-1	4	
GOALTENDER							GOALTENDER							
Corey Crawford	GP	MIN	GA	SA	SV	AVG	Jhonas Enroth	GP	MIN	GA	SA	SV	AVG	W-L-OTL
	2	120	2	50	48	1.00	Ryan Miller	1	58	2	31	29	2.05	0-1-0
													2.05	0-1-0


2013-14 HIGHLIGHTS

Ben Smith notched his first goal of the season, and **Patrick Kane** netted the game-winning goal, in a 2-1 win over the Sabres at the United Center on Oct. 12, 2013. **Corey Crawford** made 28 saves for the win.

Patrick Kane opened the scoring in his return to Buffalo, and **Jonathan Toews** added the game-winner for the Blackhawks in a 2-1 win over the Sabres on March 9, 2014, to complete the two-game season sweep.



BOB HARTLEY



MARK GIORDANO



CLUB INFORMATION

Founded: 1972-73 (Atlanta), 1980-81 (Calgary)
 Home Arena: Scotiabank Saddledome (19,289)
 Front Office Address: P.O. Box 1540, Station M, Calgary, AB T2P 3B9
 Phone: 403-777-2177
 Fax: 403-777-2171
 Website: flames.nhl.com
 Stanley Cups: 1989
 President/Chief Executive Officer: Ken King
 General Manager: Brad Treliving
 Head Coach: Bob Hartley
 Associate Coach: Jacques Cloutier
 Assistant Coach: Martin Gelinas
 Goaltending Coach: Jordan Siigalet
 Vice President, Communications: Peter Hanlon
 Director, Communications and Media Relations: Sean Kelso
 2013-14 record: 35-40-7 (77 points), 6th Pacific
 2013-14 playoffs: DNQ

BROADCAST TEAMS

Television play-by-play: Rick Ball
 Television color analyst: Kelly Hrudey
 Radio play-by-play: Derek Willis
 Radio color analyst: Peter Louboudas

2014-15 MEETINGS

Wednesday, Oct. 15 in Chicago
 Thursday, Nov. 20 at Calgary
 Sunday, Dec. 14 in Chicago

ALL-TIME FRANCHISE RECORDS INCLUDES TOTALS FROM ATLANTA FLAMES (1972-80)

SEASON-BY-SEASON RECORD (SINCE 1975)

	GP	W	L	T	OTL		GP	W	L	T	OTL
1975-76	5	2	2	1	-	2000-01	4	1	3	0	0
1976-77	5	2	3	0	-	2001-02	4	2	1	1	0
1977-78	5	2	1	2	-	2002-03	4	0	3	1	0
1978-79	5	2	1	2	-	2003-04	4	2	2	0	0
1979-80	4	2	0	2	-	2004-05	-	SEASON CANCELED	-	-	-
1980-81	3	1	0	3	-	2005-06	4	2	2	0	0
1981-82	3	2	0	1	-	2006-07	4	2	2	0	0
1982-83	3	1	2	0	-	2007-08	4	2	2	0	0
1983-84	3	1	2	0	-	2008-09	4	4	0	0	0
1984-85	3	2	1	0	-	2009-10	4	4	0	0	0
1985-86	3	2	1	0	-	2010-11	4	2	2	0	0
1986-87	3	0	3	0	-	2011-12	4	2	2	0	0
1987-88	3	0	2	1	-	2012-13	3	3	0	0	0
1988-89	3	0	3	0	-	2013-14	3	1	0	0	2
1989-90	3	0	2	1	-	TOTALS	158	69	60	26	3
1990-91	3	1	2	0	-						
1991-92	3	1	1	1	-						
1992-93	3	3	0	0	-						
1993-94	4	4	0	0	-						
1994-95	4	1	2	1	-						
1995-96	4	0	2	2	-						
1996-97	4	3	1	0	-						
1997-98	4	0	1	3	-						
1998-99	4	1	2	1	-						
1999-2000	4	1	1	1	1						

HOME/AWAY SPLITS

LIFETIME	GP	W	L	T	OTL	GF	GA	PTS
Home	78	38	26	13	1	257	219	90
Road	80	31	34	13	2	236	247	77
TOTALS	158	69	60	26	3	493	466	167

THE LAST TIME THE BLACKHAWKS...

Last Win: Nov. 27, 2013 (3-2 at Calgary)
 Last Home Win: April 26, 2013 (3-1)
 Last Road Win: Nov. 27, 2013 (3-2)
 Last Loss: Jan. 28, 2014 (5-4 OT at Calgary)
 Last Home Loss: Nov. 3, 2013 (3-2 OT)
 Last Road Loss: Jan. 28, 2014 (5-4 OT)
 Last Tie: Feb. 6, 2003 (2-2 at Calgary)
 Last Shutout Win: March 26, 2013 (2-0 in Chicago)
 Last Shutout Loss: March 7, 2003 (2-0 in Chicago)

RECORD BY DECADE

DECADE	RECORD	PCT.
1970s	18-13-9	.450
1980s	9-16-6	.290
1990s	15-12-9	.417
2000s	19-15-2-1	.514
2010s	8-4-2	.571

2013-14 REGULAR-SEASON SERIES RECAP

2013-14 Blackhawks record: 0-0-1 at United Center; 1-0-1 at Calgary

DATE	TEAM	SCORING BY PERIOD					SHOTS BY PERIOD					PP	PIM	GWL	GOALIE (SAVES-SHOTS)	ATTN.
		1	2	3	OT	F	1	2	3	OT	TOT					
11/05	CGY	0	1	1	1	3	11	10	8	1	30	0-0 (0.0)	3-6		Berra (42-44)	
	CHI	0	1	1	0	2	18	12	14	0	44	1-3 (33.3)	0-0		Crawford (27-30)	21,229
11/27	CHI	0	0	3	-	3	10	5	15	-	30	0-2 (0.0)	2-7	P. Kane	Raanta (20-22)	
	CGY	0	1	1	-	2	10	10	2	-	22	0-1 (0.0)	3-9		Berra (27-30)	19,289
01/28	CHI	2	2	0	0	4	10	14	9	0	33	0-1 (0.0)	2-4		Raanta (11-15), Crawford (13-14)	
	CGY	2	2	0	1	5	8	10	7	4	29	0-2 (0.0)	1-2	T. Brodie (OT)	Berra (20-24), Ramo (9-9)	19,289
TOTALS		SCORING BY PERIOD					SHOTS BY PERIOD					PP	PIM	GOALIE (SAVES-SHOTS)		
	TEAM	1	2	3	OT	TOT	1	2	3	OT	TOT					
	CGY	2	4	2	2	10	29	30	17	5	81	0-3 (0.0)	7-17	Berra (89-98), Ramo (9-9)		
	CHI	2	3	4	0	9	38	31	38	0	107	1-6 (12.5)	4-11	Crawford (40-44), Raanta (31-37)		

2013-14 REGULAR-SEASON STATISTICS

BLACKHAWKS	GP	G	A	PTS	+/-	PIM	FLAMES	GP	G	A	PTS	+/-	PIM		
Patrick Kane	3	4	1	5	-1	0	Matt Stajan	3	2	2	4	2	2		
Marian Hossa	3	2	1	3	1	0	Lee Stempniak	2	0	3	3	2	0		
Niklas Hjalmarsson	3	0	3	3	1	0	Mikael Backlund	3	2	0	2	0	0		
Duncan Keith	3	0	3	3	1	0	Kris Russell	3	1	1	2	1	0		
Patrick Sharp	3	2	0	2	-2	0	Sean Monahan	3	1	1	2	-1	0		
Brandon Saad	3	0	2	2	1	0	Lance Bouma	2	1	1	2	1	0		
Ben Smith	3	1	0	1	0	0	Curtis Glencross	1	1	1	2	1	0		
Johnny Oduya	3	0	1	1	0	2	Dennis Wideman	3	0	2	2	3	0		
Brandon Bollig	3	0	1	1	0	5	Jiri Hudler	3	0	2	2	0	0		
Jonathan Toews	3	0	1	1	-1	0	T.J. Brodie	3	1	0	1	-2	2		
Andrew Shaw	3	0	1	1	-2	0	Mike Cammalleri	2	1	0	1	1	2		
Nick Leddy	3	0	1	1	-2	0	David Jones	3	0	1	1	-1	0		
Kris Versteeg	2	0	1	1	1	2	Joe Colborne	3	0	1	1	0	0		
Sheldon Brookbank	1	0	1	1	0	0	Chris Butler	3	0	1	1	0	2		
Brent Seabrook	3	0	0	0	0	0	Mark Giordano	1	0	1	1	0	0		
Brandon Pirri	3	0	0	0	0	2	Brian McGrattan	3	0	0	0	-1	7		
Marcus Kruger	3	0	0	0	0	0	Ladislav Smid	2	0	0	0	2	0		
Bryan Bickell	2	0	0	0	-2	0	T.J. Galiardi	2	0	0	0	1	0		
Michal Rozsival	2	0	0	0	-3	0	Derek Smith	2	0	0	0	0	0		
Michal Handzus	1	0	0	0	0	0	Sven Baertschi	2	0	0	0	-1	0		
Jeremy Morin	1	0	0	0	-1	0	Kevin Westgarth	1	0	0	0	0	0		
							Shane O'Brien	1	0	0	0	0	0		
							Tim Jackman	1	0	0	0	0	0		
							Ben Street	1	0	0	0	0	2		
							Blair Jones	1	0	0	0	-1	0		
GOALTENDER							GOALTENDER								
Corey Crawford	GP	MIN	GA	SA	SV	AVG	W-L-OTL	GP	MIN	GA	SA	SV	AVG	W-L-OTL	
Antti Raanta	2	94	4	44	40	2.57	0-0-2	Reto Berra	3	161	9	98	91	3.35	1-1-0
								Karri Ramo	1	22	0	9	9	0.00	1-0-0

2013-14 HIGHLIGHTS

Three goals in the third period—two by **Patrick Kane** and one by **Patrick Sharp**—gave the Blackhawks a 3-2 come-from-behind win over the Flames in Calgary on Nov. 27, 2013. **Antti Raanta** made 20 saves to record his first NHL victory.

LEADERSHIP

PLAYERS

2013-14

OPPONENTS

TRADITION

RECORDS

PLAYOFFS

HISTORY

MINORS

NHL

MEDIA



BILL PETERS



ERIC STAAL



CLUB INFORMATION

Founded: 1972-73 (WHA, Hartford), 1979-80 (NHL), 1997-98 (Carolina)
 Home Arena: PNC Arena (18,680)
 Front Office Address: 1400 Edwards Mill Road, Raleigh, NC 27607
 Phone: 919-467-7825
 Fax: 919-462-7030
 Website: hurricanes.nhl.com
 Stanley Cups: 2006
 Executive Vice President/General Manager: Ron Francis
 Head Coach: Bill Peters
 Assistant Coaches: Rob Brind'Amour, Steve Smith
 Goaltending Coach: David Marcoux
 Vice President, Communications/Team Services: Mike Sundheim
 Senior Director, Communications/Team Services: Kyle Hanlin
 2013-14 record: 36-35-11 (83 points), 7th Metropolitan
 2013-14 playoffs: DNQ

BROADCAST TEAMS

Television play-by-play: John Forslund
 Television color analyst: Tripp Tracy
 Radio play-by-play: Chuck Kaiton

2014-15 MEETINGS

Monday, March 2 in Chicago
 Monday, March 23 at Carolina

ALL-TIME FRANCHISE RECORDS INCLUDES TOTALS FROM HARTFORD WHALERS (1979-97)

SEASON-BY-SEASON RECORD

	GP	W	L	T	OTL		GP	W	L	T	OTL
1979-80	4	1	1	2	-	2002-03	1	0	0	1	0
1980-81	4	3	0	1	-	2003-04	1	0	1	0	0
1981-82	3	1	1	1	-	2004-05	-	SEASON CANCELED	-	-	-
1982-83	3	3	0	0	-	2005-06	1	0	1	0	0
1983-84	3	1	2	0	-	2006-07	-	DID NOT PLAY	-	-	-
1984-85	3	1	2	0	-	2007-08	1	0	1	0	0
1985-86	3	2	1	0	-	2008-09	1	1	0	0	0
1986-87	3	2	1	0	-	2009-10	1	0	1	0	0
1987-88	3	1	2	0	-	2010-11	1	1	0	0	0
1988-89	3	1	2	0	-	2011-12	1	0	1	0	0
1989-90	3	2	1	0	-	2012-13	-	DID NOT PLAY	-	-	-
1990-91	3	1	1	1	-	2013-14	2	2	0	0	0
1991-92	3	3	0	0	-	TOTALS	67	32	27	7	1
1992-93	2	2	0	0	-						
1993-94	2	0	2	0	-						
1994-95	-	DID NOT PLAY	-	-	-						
1995-96	2	1	1	0	-	DECADE	RECORD	PCT.			
1996-97	2	1	0	1	-	1970s	1-1-2	.250			
1997-98	2	1	1	0	-	1980s	17-12-2	.548			
1998-99	2	1	1	0	-	1990s	10-7-2	.526			
1999-2000	1	0	1	0	0	2000s	1-7-1	.100			
2000-01	2	0	2	0	0	2010s	3-1-0	.250			
2001-02	1	0	0	0	1						

HOME/AWAY SPLITS

	GP	W	L	T	OTL	GF	GA	PTS
Home	33	19	10	3	1	128	92	42
Road	34	13	17	4	0	100	111	30
TOTALS	67	32	27	7	1	228	203	72

THE LAST TIME THE BLACKHAWKS...

Last Win: March 21, 2014 (3-2 in Chicago)
 Last Home Win: March 21, 2014 (3-2)
 Last Road Win: Oct. 15, 2013 (3-2 SO)
 Last Loss: Oct. 28, 2011 (3-0 at Carolina)
 Last Home Loss: March 12, 2008 (3-0)
 Last Road Loss: Oct. 28, 2011 (3-0)
 Last Tie: Oct. 26, 2002 (3-3 at Carolina)
 Last Shutout Win: March 28, 1993 (3-0 in Chicago)
 Last Shutout Loss: Oct. 28, 2011 (3-0 at Carolina)

2013-14 REGULAR-SEASON SERIES RECAP

2013-14 Blackhawks record: 1-0-0 at United Center; 1-0-0 at Carolina

DATE	TEAM	SCORING BY PERIOD					SHOTS BY PERIOD					PP	PIM	GWL	GOALIE (SAVES-SHOTS)	ATTN.
		1	2	3	OT	F	1	2	3	OT	TOT					
10/15	CHI	2	0	0	0	3	15	8	10	3	36	0-3 (0.0)	4-8	P. Sharp (50)	Crawford (32-34)	16,263
	CAR	0	0	2	0	2	5	14	11	4	34	0-4 (0.0)	3-6		Ward (34-36)	
03/21	CAR	0	1	1	-	2	4	14	10	-	28	1-6 (16.7)	5-10		Khudobin (22-25)	21,857
	CHI	0	2	1	-	3	11	9	5	-	25	0-5 (0.0)	6-12	J. Toews	Crawford (26-28)	
TOTALS		SCORING BY PERIOD					SHOTS BY PERIOD					PP	PIM		GOALIE (SAVES-SHOTS)	
	TEAM	1	2	3	OT	TOT	1	2	3	OT	TOT					
	CAR	0	1	3	0	4	9	28	21	4	62	1-10 (10.0)	8-16		Khudobin (22-25), Ward (34-36)	
	CHI	2	2	1	0	5	26	17	15	3	61	0-8 (0.0)	10-20		Crawford (58-62)	

2013-14 REGULAR-SEASON STATISTICS

BLACKHAWKS	GP	G	A	PTS	+/-	PIM	HURRICANES	GP	G	A	PTS	+/-	PIM		
Patrick Sharp	2	2	0	2	1	0	Alexander Semin	2	3	0	3	-1	2		
Michal Handzus	2	0	2	2	1	4	Eric Staal	2	0	3	3	-1	6		
Andrew Shaw	2	0	2	2	1	0	Ron Hainsey	2	1	0	1	-3	2		
Marian Hossa	2	1	0	1	3	0	Andrej Sekera	2	0	1	1	-1	0		
Jonathan Toews	2	1	0	1	1	4	Tuomo Ruutu	1	0	1	1	0	0		
Kris Versteeg	1	1	0	1	1	0	Jeff Skinner	2	0	0	0	1	0		
Brent Seabrook	2	0	1	1	2	0	Jay Harrison	2	0	0	0	1	2		
Nick Leddy	2	0	1	1	2	0	Justin Faulk	2	0	0	0	0	2		
Brandon Saad	1	0	1	1	0	0	Jiri Tlustý	2	0	0	0	0	0		
Niklas Hjalmarsson	2	0	0	0	0	0	Jordan Staal	2	0	0	0	0	0		
Ben Smith	2	0	0	0	0	0	Drayson Bowman	2	0	0	0	0	0		
Duncan Keith	2	0	0	0	0	2	Riley Nash	2	0	0	0	0	0		
Johnny Oduya	2	0	0	0	0	4	Patrick Dwyer	2	0	0	0	-1	0		
Marcus Kruger	2	0	0	0	-1	0	Nathan Gerbe	2	0	0	0	-2	0		
Brandon Bollig	2	0	0	0	-1	0	Brett Bellemore	2	0	0	0	-2	0		
David Rundblad	1	0	0	0	1	0	Ryan Murphy	1	0	0	0	1	0		
Peter Regin	1	0	0	0	1	0	Radek Dvorak	1	0	0	0	1	0		
Patrick Kane	1	0	0	0	0	0	Brett Sutter	1	0	0	0	0	0		
Jeremy Morin	1	0	0	0	0	0	Elias Lindholm	1	0	0	0	0	0		
Bryan Bickell	1	0	0	0	0	2	John-Michael Liles	1	0	0	0	0	0		
Michal Rozsival	1	0	0	0	-1	4	Manny Malhotra	1	0	0	0	0	0		
Sheldon Brookbank	1	0	0	0	-1	0	Andrei Loktionov	1	0	0	0	-2	0		
Joakim Nordstrom	1	0	0	0	-2	0									
GOALTENDER	GP	MIN	GA	SA	SV	AVG	W-L-OTL	GOALTENDER	GP	MIN	GA	SA	SV	AVG	W-L-OTL
Corey Crawford	1	124	4	62	58	1.93	2-0-0	Anton Khudobin	1	60	3	25	22	3.02	0-1-0
								Cam Ward	1	65	2	36	34	1.85	0-0-1

2013-14 HIGHLIGHTS

Patrick Sharp tallied a goal in regulation before adding the game-deciding shootout goal in a 3-2 road win over the Hurricanes on Oct. 15, 2013. **Corey Crawford** made 32 saves to backstop the Blackhawks to their 2,500th win in franchise history.

Goals by **Patrick Sharp** and **Kris Versteeg** gave the Blackhawks a 2-0 lead over the Canes, but Chicago required a shorthanded goal by **Jonathan Toews** in the third period to post a 3-2 win over Carolina at the United Center on March 21, 2014.



PATRICK ROY



GABRIEL LANDESKOG



CLUB INFORMATION

Founded: 1972-73 (WHA, Quebec), 1979-80 (NHL), 1995-96 (Colorado)
 Home Arena: Pepsi Center (18,007)
 Front Office Address: 1000 Chopper Circle, Denver, CO 80204
 Phone: 303-405-1100
 Fax: 303-893-0614
 Website: avalanche.nhl.com
 Stanley Cups: 1996, 2001
 President: Josh Kroenke
 Executive Vice President, Hockey Operations/General Manager: Joe Sakic
 Head Coach/Vice President, Hockey Operations: Patrick Roy
 Assistant Coaches: Tim Army, Andre Tourigny
 Goaltending Coach: Francots Allaire
 Senior VP, Communications and Business Operations: Jean Martineau
 Executive Director, Media Services: Brendan McNicholas
 Coordinators, Website/Media Relations: Ryan Boulding, Ron Krabenbauer
 2013-14 record: 52-22-8 (112 points), 1st Central
 2013-14 playoffs: Western Conference First Round (def. by Minnesota 4-3)

BROADCAST TEAMS

Television play-by-play: Mike Haynes
 Television color analyst: Peter McNab
 Radio play-by-play/analyst: Marc Moser

2014-15 MEETINGS

Wednesday, Nov. 26 at Colorado
 Saturday, Dec. 27 at Colorado
 Tuesday, Jan. 6 in Chicago
 Friday, Feb. 20 in Chicago
 Saturday, April 11 at Colorado

ALL-TIME FRANCHISE RECORDS INCLUDES TOTALS FROM QUEBEC NORDIQUES (1979-95)

SEASON-BY-SEASON RECORD

	GP	W	L	T	OTL		GP	W	L	T	OTL
1979-80	4	2	1	1	-	2002-03	4	0	3	0	1
1980-81	4	3	0	1	-	2003-04	4	0	1	1	2
1981-82	3	1	2	0	-	2004-05	-	SEASON CANCELED	-	-	-
1982-83	3	2	1	0	-	2005-06	4	2	2	0	0
1983-84	3	1	1	1	-	2006-07	4	2	2	0	0
1984-85	3	0	3	0	-	2007-08	4	3	1	0	0
1985-86	3	1	2	0	-	2008-09	4	2	2	0	0
1986-87	3	1	2	0	-	2009-10	4	3	0	0	1
1987-88	3	0	2	1	-	2010-11	4	1	2	0	1
1988-89	3	2	0	1	-	2011-12	4	1	2	0	1
1989-90	3	2	1	0	-	2012-13	3	2	1	0	0
1990-91	3	3	0	0	-	2013-14	5	1	3	0	1
1991-92	3	3	0	0	-	TOTALS	116	50	50	9	7
1992-93	2	1	0	1	-						
1993-94	2	1	1	0	-						
1994-95	-	DID NOT PLAY	-	-	-						
1995-96	4	1	3	0	-	DECADE	RECORD	PCT.			
1996-97	4	1	3	0	-	1970s	2-1-1	.500			
1997-98	4	2	2	0	-	1980s	13-14-4	.419			
1998-99	4	1	2	1	-	1990s	15-13-2	.500			
1999-2000	4	2	2	0	0	2000s	15-14-2-4	.429			
2000-01	3	0	2	1	0	2010s	5-8-3	.313			
2001-02	4	3	1	0	0						

HOME/AWAY SPLITS

LIFETIME	GP	W	L	T	OTL	GF	GA	PTS
Home	58	31	19	3	5	196	180	70
Road	58	19	31	6	2	178	219	46
TOTALS	116	50	50	9	7	374	399	116

THE LAST TIME THE BLACKHAWKS...

Last Win: Dec. 27, 2013 (7-2 in Chicago))
 Last Home Win: Dec. 27, 2013 (7-2)
 Last Road Win: March 18, 2013 (5-2)
 Last Loss: March 12, 2014 (3-2 at Colorado)
 Last Home Loss: March 4, 2014 (4-2)
 Last Road Loss: March 12, 2014 (3-2)
 Last Tie: March 23, 2004 (2-2 at Colorado)
 Last Shutout Win: Jan. 12, 2011 (4-0 in Chicago)
 Last Shutout Loss: Jan. 6, 2012 (4-0 in Chicago)

2013-14 REGULAR-SEASON SERIES RECAP

2013-14 Blackhawks record: 1-1-1 at United Center; 0-2-0 at Colorado

DATE	TEAM	SCORING BY PERIOD					SHOTS BY PERIOD					PP	PIM	GWG	GOALIE (SAVES-SHOTS)	ATTN.
		1	2	3	OT	F	1	2	3	OT	TOT					
11/19	CHI	0	0	1	-	1	17	10	10	-	37	0-1 (0.0)	1-2		Crawford (4-7), Raanta (14-16)	
	COL	3	1	1	-	5	8	7	8	-	23	0-1 (0.0)	1-2	G. Landeskog	Varlamov (36-37)	17,348
12/27	COL	0	1	1	-	2	5	7	6	-	18	0-2 (0.0)	3-6		Giguere (17-24), Varlamov (13-13)	
	CHI	3	4	0	-	7	12	12	13	-	37	1-2 (50.0)	2-4	P. Sharp	Raanta (16-18)	22,201
01/04	COL	2	0	0	1	3	9	6	10	1	26	2-4 (50.0)	5-10	T. Barrie (OT)	Varlamov (46-48)	
	CHI	0	1	1	0	2	13	16	15	4	48	0-5 (0.0)	4-8		Crawford (23-26)	21,412
03/04	COL	0	1	3	-	4	3	11	7	-	21	1-3 (33.3)	4-8	T. Barrie	Varlamov (36-38)	
	CHI	0	1	1	-	2	11	13	14	-	38	1-4 (25.0)	3-6		Crawford (17-20)	21,361
03/12	CHI	0	1	1	-	2	11	14	14	-	39	0-3 (0.0)	5-13		Raanta (26-29)	
	COL	1	1	1	-	3	10	8	11	-	29	1-4 (25.0)	4-11	R. O'Reilly	Varlamov (37-39)	18,007
TOTALS		SCORING BY PERIOD					SHOTS BY PERIOD					PP	PIM			
TEAM		1	2	3	OT	TOT	1	2	3	OT	TOT			GOALIE (SAVES-SHOTS)		
COL		6	4	6	1	17	35	39	42	1	117	4-14 (28.6)	17-37	Giguere (17-24), Varlamov (168-175)		
CHI		3	7	4	0	14	64	65	66	4	199	2-15 (13.3)	15-33	Crawford (44-53), Raanta (56-63)		

2013-14 REGULAR-SEASON STATISTICS

BLACKHAWKS	GP	G	A	PTS	+/-	PIM	AVALANCHE	GP	G	A	PTS	+/-	PIM		
Patrick Sharp	5	3	3	6	1	0	Tyson Barrie	5	3	4	7	6	2		
Duncan Keith	5	0	6	6	-5	4	Ryan O'Reilly	5	3	3	6	-2	0		
Jonathan Toews	5	3	2	5	0	2	Erik Johnson	5	0	4	4	-1	4		
Brandon Saad	5	2	2	4	-1	0	Matt Duchene	4	1	3	4	-3	2		
Niklas Hjalmarsson	5	0	4	4	1	4	Paul Stastny	3	3	1	4	1	0		
Patrick Kane	5	1	2	3	4	4	Gabriel Landeskog	5	2	1	3	1	2		
Andrew Shaw	5	1	2	3	-1	2	Maxime Talbot	5	1	2	3	1	4		
Kris Versteeg	5	1	1	2	-1	2	P.A. Parenteau	3	1	2	3	2	0		
Michal Handzus	4	1	1	2	1	0	John Mitchell	5	1	1	2	4	2		
Marian Hossa	2	0	2	2	3	2	Jamie McGinn	5	0	2	2	1	4		
Johnny Oduya	5	1	0	1	3	2	Jan Hejda	5	0	2	2	-2	2		
Ben Smith	5	1	0	1	-1	0	Cody McLeod	5	1	0	1	1	7		
Brandon Bollig	5	0	1	1	-2	0	Brad Malone	3	1	0	1	1	2		
Brent Seabrook	5	0	1	1	-3	0	Andre Benoit	5	0	1	1	-2	0		
Nick Leddy	5	0	0	0	1	0	Nathan MacKinnon	5	0	1	1	-3	2		
Michal Rozsival	5	0	0	0	1	2	Nick Holden	4	0	1	1	0	0		
Marcus Kruger	5	0	0	0	0	2	Ryan Wilson	2	0	1	1	0	0		
Bryan Bickell	5	0	0	0	-4	0	Patrick Bordeleau	5	0	0	0	0	0		
Sheldon Brookbank	2	0	0	0	-1	5	Marc-Andre Cliche	5	0	0	0	-2	0		
Brandon Pirri	1	0	0	0	0	0	Nate Guenin	4	0	0	0	1	2		
Peter Regier	1	0	0	0	-1	0	Paul Carey	1	0	0	0	1	0		
GOALTENDER							GOALTENDER								
Corey Crawford	GP	MIN	GA	SA	SV	AVG	W-L-OTL	Jean-Sebastien Giguere	GP	MIN	GA	SA	SV	AVG	W-L-OTL
Antti Raanta	3	165	9	53	44	3.96	0-2-1	Semyon Varlamov	1	40	7	24	17	10.50	0-1-0
									5	264	7	175	168	1.59	4-0-0

2013-14 HIGHLIGHTS

Patrick Sharp collected four points, including his third career hat trick, on his 31st birthday, to power the Blackhawks to a 7-2 win over the Avs on Dec. 27, 2013. **Jonathan Toews** also posted four points (2G, 2A) in the win, **Duncan Keith** picked up three helpers, and **Patrick Kane's** assist extended his point streak to a career-high 13 games.



TODD RICHARDS



BRANDON DUBINSKY



CLUB INFORMATION

Founded: 2000-01
 Home Arena: Nationwide Arena (18,144)
 Front Office Address: 200 W. Nationwide Blvd., Columbus, OH 43215
 Phone: 614-246-4625
 Fax: 614-246-4007
 Website: bluejackets.nhl.com
 Stanley Cups: none
 President: John Davidson
 General Manager: Jarmo Kekalainen
 Head Coach: Todd Richards
 Associate Coach: Craig Hartsburg
 Assistant Coach: Brad Larsen
 Goaltending Coach: Ian Clark
 Vice President, Communications/Team Services: Todd Sharrock
 Director, Communications: Karen Davis
 Manager, Communications: Glenn Odebralski
 2013-14 record: 43-32-7 (93 points), 4th Metropolitan
 2013-14 playoffs: Eastern Conference First Round (def. by Pittsburgh 4-2)

BROADCAST TEAMS

Television play-by-play: Jeff Rimer
 Television color analyst: Jody Shelley
 Television studio analyst: Bill Davidge
 Radio play-by-play: Bob McEligott

2014-15 MEETINGS

Saturday, Dec. 20 at Columbus
 Friday, March 27 in Chicago

ALL-TIME FRANCHISE RECORDS

SEASON-BY-SEASON RECORD

	GP	W	L	T	OTL
2000-01	5	4	0	0	1
2001-02	5	2	1	2	0
2002-03	5	3	2	0	0
2003-04	6	2	4	0	0
2004-05	- SEASON CANCELED -				
2005-06	8	3	4	0	1
2006-07	8	4	3	0	1
2007-08	8	4	4	0	0
2008-09	6	3	1	0	2
2009-10	6	4	2	0	0
2010-11	6	4	2	0	0

	GP	W	L	T	OTL
2011-12	6	6	0	0	0
2012-13	4	4	0	0	0
2013-14	2	2	0	0	0
TOTALS	75	45	23	2	5

RECORD BY DECADE

DECADE	RECORD	PCT.
2000s	29-21-5	.509
2010s	16-2-0	.889

HOME/AWAY SPLITS

LIFETIME	GP	W	L	T	OTL	GF	GA	PTS
Home	37	23	11	1	2	118	85	49
Road	38	22	12	1	3	134	120	48
TOTALS	75	45	23	2	5	252	205	97

THE LAST TIME THE BLACKHAWKS...

Last Win: April 4, 2014 (4-3 Columbus)
 Last Home Win: March 6, 2014 (6-1)
 Last Road Win: April 4, 2014 (4-3)
 Last Loss: Feb. 18, 2011 (4-3 in Chicago)
 Last Home Loss: Feb. 18, 2011 (4-3)
 Last Road Loss: March 25, 2010 (8-3)
 Last Tie: Nov. 23, 2011 (2-2 at Columbus)
 Last Shutout Win: Feb. 24, 2013 (1-0 in Chicago)
 Last Shutout Loss: March 26, 2008 (4-0 at Columbus)

2013-14 REGULAR-SEASON SERIES RECAP

2013-14 Blackhawks record: 1-0-0 at United Center; 1-0-0 at Columbus

DATE	TEAM	SCORING BY PERIOD					SHOTS BY PERIOD					PP	PIM	GWG	GOALIE (SAVES-SHOTS)	ATTN.
		1	2	3	OT	F	1	2	3	OT	TOT					
03/06	CBJ	1	0	0	-	1	8	7	8	-	23	0-4 (0.0)	4-8		Bobrovsky (14-18), McElhinney (13-15)	21,719
	CHI	2	3	1	-	6	7	15	11	-	33	1-4 (25.0)	4-8	A. Shaw	Crawford (22-23)	
04/04	CHI	1	2	1	-	4	8	18	12	-	38	1-2 (50.0)	4-11	B. Smith	Raanta (24-27)	18,695
	CBJ	1	2	0	-	3	13	8	6	-	27	1-3 (33.3)	3-9		Bobrovsky (34-38)	
TOTALS		SCORING BY PERIOD					SHOTS BY PERIOD								GOALIE (SAVES-SHOTS)	
	TEAM	1	2	3	OT	TOT	1	2	3	OT	TOT	PP	PIM			
	CBJ	2	2	0	-	4	21	15	14	-	50	1-7 (14.3)	7-17		Bobrovsky (48-56), McElhinney (13-15)	
	CHI	3	5	2	-	10	15	33	23	-	71	2-6 (33.3)	8-19		Crawford (22-23), Raanta (24-27)	

2013-14 REGULAR-SEASON STATISTICS

BLACKHAWKS	GP	G	A	PTS	+/-	PIM	BLUE JACKETS	GP	G	A	PTS	+/-	PIM		
Duncan Keith	2	0	4	4	6	2	Ryan Johansen	2	2	0	2	-1	0		
Patrick Sharp	2	1	2	3	-1	0	Cam Atkinson	2	0	2	2	-2	0		
Brent Seabrook	2	0	3	3	3	2	Derek MacKenzie	2	1	0	1	-1	0		
Andrew Shaw	2	2	0	2	4	0	Artem Anisimov	2	1	0	1	-2	0		
Jonathan Toews	1	2	0	2	2	2	Dalton Prout	2	0	1	1	-3	0		
Marcus Kruger	2	0	2	2	3	0	Jared Boll	1	0	1	1	0	7		
Kris Versteeg	2	0	2	2	2	2	R.J. Umberger	2	0	1	1	0	0		
Bryan Bickell	2	1	0	1	2	5	Brandon Dubinsky	2	0	1	1	-1	2		
Ben Smith	2	1	0	1	1	0	Jack Johnson	2	0	1	1	-1	0		
Brandon Bollig	2	1	0	1	1	2	James Wisniewski	2	0	1	1	-3	2		
Jeremy Morin	1	1	0	1	1	0	Matt Frattin	2	0	0	0	1	0		
Marian Hossa	1	1	0	1	0	0	Matt Calvert	2	0	0	0	-1	0		
Brandon Saad	2	0	1	1	2	0	David Savard	2	0	0	0	-1	0		
Nick Leddy	2	0	1	1	0	2	Mark Letestu	2	0	0	0	-2	0		
Sheldon Brookbank	2	0	1	1	0	0	Boone Jenner	2	0	0	0	-3	0		
Michal Rozsival	1	0	1	1	2	0	Ryan Murray	1	0	0	0	1	0		
Patrick Kane	1	0	1	1	-1	0	Nick Foligno	1	0	0	0	0	0		
Peter Regin	2	0	0	0	1	0	Blake Comeau	1	0	0	0	0	0		
Niklas Hjalmarsson	2	0	0	0	-1	0	Nikita Nikitin	1	0	0	0	0	0		
Johnny Oduya	1	0	0	0	0	2	Fedor Tyutin	1	0	0	0	-1	2		
Michal Handzus	1	0	0	0	0	0	Nick Schultz	1	0	0	0	-2	2		
Joakim Nordstrom	1	0	0	0	-1	0	Nathan Horton	1	0	0	0	-3	2		
GOALTENDER	GP	MIN	GA	SA	SV	AVG	W-L-OTL	GOALTENDER	GP	MIN	GA	SA	SV	AVG	W-L-OTL
Corey Crawford	1	60	1	25	22	1.00	1-0-0	Sergei Bobrovsky	2	92	8	56	48	5.20	0-2-0
Antti Raanta	1	60	3	27	24	3.01	1-0-0	Curtis McElhinney	1	28	2	15	13	4.36	0-0-0

2013-14 HIGHLIGHTS

Jonathan Toews and **Andrew Shaw** each tallied a pair of goals as the Blackhawks defeated the Blue Jackets 6-1 at the United Center on March 6, 2014. **Marcus Kruger** and **Brent Seabrook** each posted a pair of assists in the win.

Ben Smith netted the game-winning goal for Chicago with just 4 seconds remaining in regulation to stun the Blue Jackets 4-3 on April 4, 2014. **Jeremy Morin**, **Patrick Sharp** and **Marian Hossa** also scored for the Blackhawks, who have not lost to Columbus since Feb. 18, 2011.

LEADERSHIP

PLAYERS

2013-14

OPPONENTS

TRADITION

RECORDS

PLAYOFFS

HISTORY


MINORS

NHL

MEDIA



LINDY RUFF



JAMIE BENN



CLUB INFORMATION

Founded: 1967-68 (Minnesota), 1993-94 (Dallas)
 Home Arena: American Airlines Center (18,532)
 Front Office Address: 2601 Avenue of the Stars, Frisco, TX 75034
 Phone: 214-387-5500
 Fax: 214-387-5564
 Website: stars.nhl.com
 Stanley Cups: 1999
 President/Chief Executive Officer: James R. Liles
 General Manager: Jim Nill
 Head Coach: Lindy Ruff
 Assistant Coaches: Curt Fraser, James Patrick
 Goaltending Coach: Mike Valley
 Vice President, Communications: Tom Holy
 Coordinators, Media Relations: Ben Fromstein, Greg Ramirez
 Coordinator, Corporate Communications: Joe Calvillo
 2013-14 record: 40-31-11 (91 points), 5th Central
 2013-14 playoffs: Western Conference First Round (def. by Anaheim 4-2)

BROADCAST TEAMS

Television/radio play-by-play: Ralph Strangis
 Television/radio color analyst: Daryl Reaugh

2014-15 MEETINGS

Thursday, Oct. 9 at Dallas
 Sunday, Nov. 16 in Chicago
 Sunday, Jan. 4 in Chicago
 Sunday, Jan. 18 in Chicago
 Saturday, March 21 at Dallas

ALL-TIME FRANCHISE RECORDS INCLUDES TOTALS FROM MINNESOTA NORTH STARS (1967-93)

SEASON-BY-SEASON RECORD (SINCE 1975)

	GP	W	L	T	OTL		GP	W	L	T	OTL
1975-76	6	5	1	0	-	2001-02	4	1	1	2	0
1976-77	6	2	3	1	-	2002-03	4	0	3	0	1
1977-78	6	5	0	1	-	2003-04	4	0	3	1	0
1978-79	4	2	2	0	-	2004-05	-	SEASON CANCELED	-	-	-
1979-80	4	2	1	1	-	2005-06	4	0	3	0	1
1980-81	4	2	2	0	-	2006-07	4	2	2	0	0
1981-82	7	3	3	1	-	2007-08	4	2	2	0	0
1982-83	8	3	4	1	-	2008-09	4	4	0	0	0
1983-84	8	2	6	0	-	2009-10	4	2	2	0	0
1984-85	8	4	3	1	-	2010-11	4	1	2	0	1
1985-86	8	3	3	2	-	2011-12	4	2	2	0	0
1986-87	8	2	4	2	-	2012-13	3	3	0	0	0
1987-88	8	5	2	1	-	2013-14	5	4	1	0	0
1988-89	8	4	2	2	-	TOTALS	258	128	96	31	3
1989-90	8	3	4	1	-						
1990-91	8	5	2	1	-						
1991-92	8	4	3	1	-						
1992-93	7	6	1	0	-						
1993-94	6	3	2	1	-						
1994-95	5	2	3	0	-						
1995-96	6	4	0	2	-						
1996-97	6	2	3	1	-						
1997-98	5	0	4	1	-						
1998-99	4	1	2	1	-						
1999-2000	5	2	2	1	0						
2000-01	4	1	3	0	0						

RECORD BY DECADE

DECADE	RECORD	PCT.
1960s	12-2-2	.750
1970s	35-14-6	.636
1980s	31-33-11	.413
1990s	29-22-9	.483
2000s	12-19-3-2	.333
2010s	10-5-1	.625

HOME/AWAY SPLITS

LIFETIME	GP	W	L	T	OTL	GF	GA	PTS
Home	127	74	38	15	0	466	338	163
Road	131	54	58	16	3	407	437	127
TOTALS	258	128	96	31	3	873	775	290

THE LAST TIME THE BLACKHAWKS...

Last Win: March 25, 2014 (4-2 in Chicago)
 Last Home Win: March 25, 2014 (4-2)
 Last Road Win: Dec. 10, 2013 (6-2)
 Last Loss: Dec. 3, 2013 (4-3 in Chicago)
 Last Home Loss: Dec. 3, 2013 (4-3)
 Last Road Loss: Oct. 7, 2011 (2-1)
 Last Tie: Dec. 14, 2003 (1-1 in Chicago)
 Last Shutout Win: Dec. 23, 1995 (2-0 at Dallas)
 Last Shutout Loss: March 17, 2011 (5-0 at Dallas)

2013-14 REGULAR-SEASON SERIES RECAP

2013-14 Blackhawks record: 1-1-0 at United Center; 3-0-0 at Dallas

DATE	TEAM	SCORING BY PERIOD					SHOTS BY PERIOD					PP	PIM	GWL	GOALIE (SAVES-SHOTS)	ATTN.
		1	2	3	OT	F	1	2	3	OT	TOT					
11/09	CHI	1	2	2	-	5	10	11	10	-	31	1-1 (100.0)	6-12	P. Kane	Crawford (31-33)	17,767
	DAL	1	1	0	-	2	11	13	9	-	33	0-6 (0.0)	2-4		Lehtonen (26-30)	
11/29	CHI	0	0	1	0	2	9	6	10	1	26	0-1 (0.0)	2-4	B. Smith (50)	Crawford (28-29)	18,552
	DAL	1	0	0	0	1	11	5	12	1	29	0-1 (0.0)	2-4		Lehtonen (25-26)	
12/03	DAL	2	1	1	-	4	5	8	5	-	18	1-2 (50.0)	6-15	A. Roussel (PS)	Lehtonen (47-50)	21,411
	CHI	0	3	0	-	3	16	18	16	-	50	1-5 (20.0)	3-9		Crawford (14-18)	
12/10	CHI	2	4	0	-	6	14	14	5	-	33	1-5 (20.0)	7-22	B. Saad	Raanta (27-29)	12,542
	DAL	0	1	1	-	2	4	10	15	-	29	0-5 (0.0)	8-24		Lehtonen (15-19), Ellis (12-14)	
03/25	DAL	0	1	1	-	2	8	12	7	-	27	0-2 (0.0)	4-11	D. Keith	Lehtonen (38-41)	21,493
	CHI	1	2	1	-	4	16	14	12	-	42	1-3 (33.3)	3-9		Crawford (25-27)	
TOTALS	TEAM	SCORING BY PERIOD					SHOTS BY PERIOD					PP	PIM		GOALIE (SAVES-SHOTS)	
		1	2	3	OT	TOT	1	2	3	OT	TOT					
	DAL	4	4	3	0	11	39	48	48	1	136	1-16 (6.3)	22-58		Ellis (12-14), Lehtonen (151-166)	
	CHI	4	11	4	0	19	65	63	53	1	182	4-15 (26.7)	21-56		Crawford (98-105), Raanta (27-29)	

2013-14 REGULAR-SEASON STATISTICS

BLACKHAWKS	GP	G	A	PTS	+/-	PIM	STARS	GP	G	A	PTS	+/-	PIM
Patrick Sharp	5	4	6	10	3	6	Antoine Roussel	5	3	1	4	0	28
Patrick Kane	4	2	5	7	5	2	Ryan Garbutt	5	2	2	4	0	4
Duncan Keith	5	1	5	6	6	0	Shawn Horcoff	5	0	3	3	2	2
Andrew Shaw	5	1	4	5	2	5	Valeri Nichushkin	5	1	1	2	-1	0
Jonathan Toews	5	1	3	4	3	0	Cody Eakin	5	1	1	2	-3	2
Marian Hossa	5	3	0	3	2	2	Tyler Seguin	4	1	1	2	-3	2
Brent Seabrook	5	0	3	3	6	2	Jamie Benn	5	0	2	2	-4	0
Johnny Oduya	5	0	3	3	1	2	Alex Chiasson	5	1	0	1	-4	0
Brandon Saad	5	2	0	2	5	2	Erik Cole	4	1	0	1	0	2
Marcus Kruger	5	1	1	2	0	4	Rich Peverley	4	1	0	1	0	2
Michael Kostka	1	1	1	2	0	0	Jordie Benn	5	0	1	1	3	2
Niklas Hjalmarsson	5	1	0	1	0	6	Sergei Gonchar	5	0	1	1	1	0
Nick Leddy	5	1	0	1	-1	0	Alex Goligoski	5	0	1	1	-3	4
Kris Versteeg	4	1	0	1	0	0	Ray Whitney	5	0	1	1	-4	0
Ben Smith	5	0	1	1	-1	0	Trevor Daley	4	0	1	1	-1	4
Sheldon Brookbank	3	0	1	1	0	0	Vernon Fiddler	4	0	1	1	-2	2
Brandon Bollig	5	0	0	0	-1	7	Dustin Jeffrey	3	0	1	1	1	0
Michal Handzus	3	0	0	0	0	0	Brenden Dillon	5	0	0	0	-4	4
Brandon Pirri	3	0	0	0	0	2	Kevin Connauton	3	0	0	0	-4	0
Michal Rozsival	2	0	0	0	-1	0	Stephane Robidas	2	0	0	0	-2	0
Bryan Bickell	1	0	0	0	0	0	Colton Sceviour	1	0	0	0	-1	0
Peter Regin	1	0	0	0	0	0	Jamie Oleksiak	1	0	0	0	-1	0
David Rundblad	1	0	0	0	0	0							
Teuvo Teravainen	1	0	0	0	0	0							
Jeremy Morin	1	0	0	0	-1	16							

2013-14 HIGHLIGHTS

Patrick Sharp tied a career high with four assists, including two on goals by **Marian Hossa**, as the duo led the Blackhawks to a 5-2 win over the Stars in Dallas on Nov. 9, 2013. **Niklas Hjalmarsson** added a shorthanded empty-net goal, the first of his career.

Ben Smith's winner in the 11th round of the shootout gave the Blackhawks a 2-1 road win over the Stars on Nov. 29, 2014, and tied a franchise record for longest shootout. **Corey Crawford** made 28 saves in regulation and stopped 10 of 11 in the shootout to record his 100th NHL victory.

Two goals each from **Andrew Shaw** and **Brandon Saad** paced the Blackhawks in a 6-2 win over the Stars in Dallas on Dec. 10, 2013. **Patrick Kane** posted a three-point night, and **Jonathan Toews** collected his 400th career point with an assist.

Teuvo Teravainen, the Blackhawks' 2012 first-round draft pick, made his NHL debut in a 4-2 win over the Stars at the United Center on March 25, 2014. Chicago outshot Dallas 42-27 in the contest, and **Duncan Keith** and **Andrew Shaw** each contributed a goal and an assist.



MIKE BABCOCK



HENRIK ZETTERBERG



CLUB INFORMATION

Founded: 1926-27
 Home Arena: Joe Louis Arena (20,027)
 Front Office Address: 19 Steve Yzerman Drive, Detroit, MI 48226
 Phone: 313-394-7000
 Fax: 313-567-0296
 Website: redwings.nhl.com
 Stanley Cups: 1936, '37, '43, '50, '52, '54, '55, '97, '98, 2002, '08
 Owner: Mike Ilitch
 Executive Vice President/General Manager: Ken Holland
 Head Coach: Mike Babcock
 Assistant Coaches: Andrew Brewer, Tony Granato, Jim Hiller
 Goaltending Coach: Jim Bedard
 Director, Communications: Todd Beam
 Coordinator, Public Relations: Kyle Kujawa
 2013-14 record: 39-28-15 (93 points), 4th Atlantic
 2013-14 playoffs: Eastern Conference First Round (def. by Boston 4-1)

BROADCAST TEAMS

Television play-by-play: Ken Daniels
 Television color analyst: Mickey Redmond
 Radio play-by-play: Ken Kai
 Radio color analyst: Paul Woods

2014-15 MEETINGS

Friday, Nov. 14, at Detroit
 Wednesday, Feb. 18, in Chicago

ALL-TIME FRANCHISE RECORDS

SEASON-BY-SEASON RECORD (SINCE 1975)

	GP	W	L	T	OTL		GP	W	L	T	OTL
1975-76	4	1	2	1	-	2003-04	6	2	3	0	1
1976-77	4	4	0	0	-	2004-05	- SEASON CANCELED -				
1977-78	4	3	1	0	-	2005-06	8	1	6	0	1
1978-79	4	0	3	1	-	2006-07	8	1	7	0	0
1979-80	4	3	1	0	-	2007-08	8	5	3	0	0
1980-81	4	1	1	2	-	2008-09	6	2	2	0	2
1981-82	7	3	3	1	-	2009-10	6	3	2	0	1
1982-83	8	6	2	0	-	2010-11	6	4	2	0	0
1983-84	8	4	4	0	-	2011-12	6	4	0	0	2
1984-85	8	3	3	2	-	2012-13	4	4	0	0	0
1985-86	8	6	2	0	-	2013-14	2	1	0	0	1
1986-87	8	3	4	1	-	TOTALS	727	279	354	84	10
1987-88	8	3	5	0	-						
1988-89	8	4	2	2	-						
1989-90	8	4	3	1	-						
1990-91	8	4	3	1	-						
1991-92	8	1	5	2	-						
1992-93	9	4	5	0	-						
1993-94	6	2	4	0	-						
1994-95	5	1	4	0	-						
1995-96	6	0	5	1	-						
1996-97	6	3	1	2	-						
1997-98	5	1	2	2	-						
1998-99	6	1	5	0	-						
1999-2000	6	3	2	1	0						
2000-01	5	3	2	0	0						
2001-02	5	2	1	2	0						
2002-03	5	3	0	0	2						

RECORD BY DECADE		
DECADE	RECORD	PCT.
1920s	8-12-4	.333
1930s	25-37-10	.347
1940s	30-66-10	.283
1950s	30-96-14	.214
1960s	63-40-15	.508
1970s	31-41-5	.674
1980s	37-29-9	.493
1990s	20-36-9	.308
2000s	22-26-7	.386
2010s	13-2-3	.722

RECORD BY DECADE

DECADE	RECORD	PCT.
1920s	8-12-4	.333
1930s	25-37-10	.347
1940s	30-66-10	.283
1950s	30-96-14	.214
1960s	63-40-21	.508
1970s	31-10-5	.674
1980s	37-29-9	.493
1990s	20-36-9	.308
2000s	22-26-2-7	.386
2010s	13-2-3	.722

HOME/AWAY SPLITS

LIFETIME	GP	W	L	T	OTL	GF	GA	PTS
Home	365	167	141	51	6	1,091	1,030	391
Road	362	112	213	33	4	906	1,227	261
TOTALS	727	279	354	84	10	1,997	2,257	652

THE LAST TIME THE BLACKHAWKS...

Last Win: March 16, 2014 (4-1 in Chicago)
 Last Home Win: March 16, 2014 (4-1)
 Last Road Win: March 31, 2013 (7-1)
 Last Loss: Jan. 22, 2014 (5-4 SO at Detroit)
 Last Home Loss: Jan. 8, 2012 (3-2 OT)
 Last Road Loss: Jan. 22, 2014 (5-4 SO)
 Last Tie: April 10, 2002 (3-3 at Detroit)
 Last Shutout Win: Dec. 23, 2009 (3-0 at Detroit)
 Last Shutout Loss: Dec. 30, 2008 (4-0 at Detroit)

2013-14 REGULAR-SEASON SERIES RECAP

2013-14 Blackhawks record: 1-0-0 at United Center; 0-0-1 at Detroit

DATE	TEAM	SCORING BY PERIOD					SHOTS BY PERIOD					PP	PIM	GWS	GOALIE (SAVES-SHOTS)	ATTN.
		1	2	3	OT	F	1	2	3	OT	TOT					
01/22	CHI	2	1	1	0	4	11	10	9	5	35	1-4 (25.0)	4-8		Crawford (27-31)	
	DET	2	2	0	0	5	12	11	6	2	31	0-4 (0.0)	4-8	D. Helm (50)	Gustavsson (31-35)	20,066
03/16	DET	0	1	0	-	1	5	7	8	-	20	1-4 (25.0)	4-8		Howard (26-30)	
	CHI	0	2	2	-	4	11	14	5	-	30	1-3 (33.3)	5-10	B. Smith	Crawford (19-20)	22,128
TOTALS		SCORING BY PERIOD					SHOTS BY PERIOD					PP	PIM		GOALIE (SAVES-SHOTS)	
	DET	2	3	0	0	5	17	18	14	2	51	1-8 (12.5)	8-16		Gustavsson (31-35), Howard (26-30)	
	CHI	2	3	3	0	8	22	24	14	5	65	2-7 (28.6)	9-18		Crawford (46-51)	

2013-14 REGULAR-SEASON STATISTICS

BLACKHAWKS	GP	G	A	PTS	+/-	PIM	RED WINGS	GP	G	A	PTS	+/-	PIM		
Marian Hossa	2	2	2	4	1	2	Gustav Nyquist	2	2	1	3	1	0		
Duncan Keith	2	0	3	3	1	4	Henrik Zetterberg	1	0	3	3	3	0		
Patrick Kane	2	0	3	3	2	2	Justin Abdelkader	2	0	2	2	2	0		
Jonathan Toews	2	1	1	2	1	0	Kyle Quincey	2	1	0	1	0	2		
Ben Smith	2	1	1	2	1	0	Tomas Tatar	2	1	0	1	-1	2		
Patrick Sharp	2	1	1	2	-1	2	Patrick Eaves	1	1	0	1	1	0		
Nick Leddy	2	1	0	1	1	0	Niklas Kronwall	2	0	1	1	-1	0		
Marcus Kruger	2	1	0	1	0	0	Brendan Smith	2	0	1	1	-2	0		
Brandon Saad	2	0	1	1	1	4	Tomas Jurro	1	0	1	1	1	0		
Andrew Shaw	2	1	0	1	0	2	Daniel Alfredsson	1	0	1	1	-1	0		
Johnny Oduya	2	0	1	1	-1	0	Brian Lashoff	2	0	0	0	0	0		
Brandon Bollig	2	0	0	0	0	0	Danny DeKeyser	2	0	0	0	0	2		
Niklas Hjalmarsson	2	0	0	0	0	0	Luke Glendening	2	0	0	0	0	2		
Michael Kostka	1	0	0	0	1	0	Drew Miller	2	0	0	0	0	2		
Michal Handzus	2	0	0	0	-1	0	Jonathan Ericsson	2	0	0	0	0	0		
Michal Rozsival	1	0	0	0	1	0	Riley Sheahan	2	0	0	0	-1	2		
Brent Seabrook	2	0	0	0	1	0	Jordin Tootoo	1	0	0	0	0	0		
Bryan Bickell	2	0	0	0	1	2	Cory Emmerton	1	0	0	0	0	0		
Kris Versteeg	2	0	0	0	-1	0	Teemu Pulkkinen	1	0	0	0	0	2		
							Johan Franzen	1	0	0	0	-1	0		
							David Legwand	1	0	0	0	-1	0		
							Darren Helm	1	0	0	0	-3	0		
							Todd Bertuzzi	1	0	0	0	-3	0		
							Daniel Cleary	1	0	0	0	-3	2		
GOALTENDER	GP	MIN	GA	SA	SV	AVG	W-L-OTL	GOALTENDER	GP	MIN	GA	SA	SV	AVG	W-L-OTL
Corey Crawford	2	125	5	51	46	2.40	1-0-1	Jonas Gustavsson	1	65	4	35	31	3.69	1-0-0
								Jimmy Howard	1	60	4	30	26	4.00	0-0-0

2013-14 HIGHLIGHTS

Marian Hossa's three-point night (1G, 2A) led the Blackhawks to a 4-1 win over the Red Wings in his first game back from injury on March 16. Ben Smith added two points (1G, 1A), while Duncan Keith contributed a pair of helpers in the victory.

LEADERSHIP

PLAYERS

2013-14

OPPONENTS

TRADITION

RECORDS

PLAYOFFS

HISTORY

MINORS

NHL

MEDIA



DALLAS EAKINS



ANDREW FERENCE



CLUB INFORMATION

Founded: 1972-73 (WHA), 1979-80 (NHL)
 Home Arena: Rexall Place (16,839)
 Front Office Address: 11250-110 St., Edmonton, AB T5G 3H7
 Phone: 780-414-4000
 Fax: 780-409-5848
 Website: oilers.nhl.com
 Stanley Cups: 1984, '85, '87, '88, '90
 President, Hockey Operations: Kevin Lowe
 General Manager: Craig MacTavish
 Head Coach: Dallas Eakins
 Associate Coach: Keith Acton
 Assistant Coaches: Craig Ramsay, Rocky Thompson
 Goaltending Coach: Frederic Chabot
 Director, Communications/Media Relations: J.J. Hebert
 Manager, Communications/Team Services: Patrick Garland
 Coordinator, Communications/Media Relations: Shawn May
 2013-14 record: 29-44-9 (67 points), 7th Pacific
 2013-14 playoffs: DNQ

BROADCAST TEAMS

Television play-by-play: Kevin Quinn
 Television color analyst: Louie DeBrusk
 Radio play-by-play: Jack Michaels
 Radio color analyst: Bob Stauffer

2014-15 MEETINGS

Saturday, Nov. 22 at Edmonton
 Friday, Jan. 9 at Edmonton
 Friday, March 6 in Chicago

ALL-TIME FRANCHISE RECORDS

SEASON-BY-SEASON RECORD

	GP	W	L	T	OTL		GP	W	L	T	OTL
1979-80	4	1	3	0	-	2002-03	4	1	2	1	0
1980-81	4	1	3	0	-	2003-04	4	0	3	0	1
1981-82	3	1	1	1	-	2004-05	-	SEASON CANCELED	-	-	-
1982-83	3	1	1	1	-	2005-06	4	2	1	0	1
1983-84	3	1	2	0	-	2006-07	4	2	2	0	0
1984-85	3	0	3	0	-	2007-08	4	1	1	0	2
1985-86	3	0	3	0	-	2008-09	4	3	0	0	1
1986-87	3	2	1	0	-	2009-10	4	4	0	0	0
1987-88	3	2	1	0	-	2010-11	4	2	2	0	0
1988-89	3	2	0	1	-	2011-12	4	1	3	0	0
1989-90	3	2	1	0	-	2012-13	3	2	1	0	0
1990-91	3	2	1	0	-	2013-14	3	3	0	0	0
1991-92	3	2	1	0	-	TOTALS	123	59	47	12	5
1992-93	4	2	1	1	-						
1993-94	4	3	1	0	-						
1994-95	4	4	0	0	-						
1995-96	4	3	0	1	-						
1996-97	4	2	1	1	-						
1997-98	4	0	1	3	-						
1998-99	4	3	1	0	-						
1999-2000	4	2	2	0	0						
2000-01	4	0	2	2	0						
2001-02	4	2	2	0	0						

RECORD BY DECADE

DECADE	RECORD	PCT.
1970s	1-3-0	.250
1980s	12-16-3	.387
1990s	23-9-6	.605
2000s	15-14-3-4	.417
2010s	8-6-0	.571

HOME/AWAY SPLITS

LIFETIME	GP	W	L	T	OTL	GF	GA	PTS
Home	62	32	19	7	4	255	212	75
Road	61	27	28	5	1	201	214	60
TOTALS	123	59	47	12	5	456	426	135

THE LAST TIME THE BLACKHAWKS...

Last Win: Jan. 12, 2014 (5-3 in Chicago)
 Last Home Win: Jan. 12, 2014 (5-3)
 Last Road Win: Nov. 25, 2013 (5-1)
 Last Loss: March 10, 2013 (6-5 in Chicago)
 Last Home Loss: March 10, 2013 (6-5)
 Last Road Loss: Feb. 2, 2012 (8-4)
 Last Tie: March 30, 2003 (4-4 in Chicago)
 Last Shutout Win: Nov. 17, 2010 (5-0 at Edmonton)
 Last Shutout Loss: Jan. 3, 2006 (5-0 at Edmonton)

2013-14 REGULAR-SEASON SERIES RECAP

2013-14 Blackhawks record: 2-0-0 at United Center; 1-0-0 at Edmonton

DATE	TEAM	SCORING BY PERIOD					SHOTS BY PERIOD					PP	PIM	GWL	GOALIE (SAVES-SHOTS)	ATTN.
		1	2	3	OT	F	1	2	3	OT	TOT					
11/10	EDM	0	2	2	-	4	6	10	7	-	23	2-2 (100.0)	5-10		Dubnyk (31-36)	
	CHI	1	1	3	-	5	11	13	12	-	36	1-5 (20.0)	2-4	D. Keith	Crawford (19-23)	21,185
11/25	CHI	2	2	1	-	5	12	5	10	-	27	1-4 (25.0)	3-6	P. Kane	Crawford (24-25)	
	EDM	0	1	0	-	1	6	8	11	-	25	0-3 (0.0)	4-8		Dubnyk (10-14), Bryzgalov (12-13)	16,839
01/12	EDM	1	1	1	-	3	7	6	8	-	21	0-1 (0.0)	5-10		Dubnyk (36-41)	
	CHI	1	3	1	-	5	11	19	11	-	41	1-5 (20.0)	1-2	J. Toews	Raanta (18-20)	21,424
TOTALS		SCORING BY PERIOD					SHOTS BY PERIOD					PP	PIM		GOALIE (SAVES-SHOTS)	
		1	2	3	OT	TOT	1	2	3	OT	TOT					
		EDM	1	4	3	-	8	19	24	26	-	69	2-6 (33.3)	14-28	Bryzgalov (12-13), Dubnyk (77-91)	
		CHI	4	6	5	-	15	34	37	33	-	104	3-14 (21.4)	6-12	Crawford (43-48), Raanta (18-20)	

2013-14 REGULAR-SEASON STATISTICS

BLACKHAWKS	GP	G	A	PTS	+/-	PIM	OILERS	GP	G	A	PTS	+/-	PIM		
Andrew Shaw	3	4	1	5	5	0	Taylor Hall	3	1	3	4	-3	4		
Brandon Saad	3	1	4	5	5	2	Philip Larsen	1	0	3	3	-3	0		
Duncan Keith	3	1	3	4	2	0	Ales Hemsky	3	1	1	2	2	2		
Patrick Kane	3	1	3	4	2	0	David Perron	3	1	1	2	-2	0		
Brent Seabrook	3	1	2	3	3	0	Jordan Eberle	3	1	1	2	-4	0		
Marcus Kruger	3	1	2	3	2	2	Ryan Nugent-Hopkins	3	1	1	2	-1	0		
Jonathan Toews	3	2	0	2	-1	0	Justin Schultz	2	1	1	2	-1	2		
Johnny Oduya	3	1	1	2	1	0	Boyd Gordon	3	1	0	1	-1	2		
Ben Smith	3	1	1	2	1	2	Nail Yakupov	3	1	0	1	-4	2		
Marian Hossa	2	1	1	2	0	0	Jeff Petry	3	0	1	1	1	0		
Patrick Sharp	3	0	2	2	-1	0	Nick Schultz	3	0	1	1	-3	2		
Bryan Bickell	2	1	0	1	1	0	Ryan Smyth	3	0	0	0	0	2		
Nick Leddy	3	0	1	1	2	4	Andrew Ference	3	0	0	0	-2	2		
Niklas Hjalmarsson	3	0	1	1	1	0	Sam Gagner	3	0	0	0	-4	0		
Brandon Bollig	3	0	1	1	1	0	Anton Belov	3	0	0	0	-4	0		
Brandon Pirri	2	0	1	1	0	0	Mark Arcobello	2	0	0	0	0	2		
Michal Rozsival	1	0	1	1	1	0	Ryan Jones	2	0	0	0	-1	2		
Jeremy Morin	1	0	1	1	1	0	Luke Gazdic	2	0	0	0	-1	0		
Sheldon Brookbank	3	0	0	0	2	2	Jesse Joensuu	2	0	0	0	-2	2		
Kris Versteeg	2	0	0	0	1	0	Martin Marinčin	1	0	0	0	2	0		
Michal Handzus	2	0	0	0	-1	0	Taylor Fedun	1	0	0	0	1	0		
							Corey Potter	1	0	0	0	-1	0		
							Will Acton	1	0	0	0	-1	0		
GOALTENDER	GP	MIN	GA	SA	SV	AVG	W-L-OTL	GOALTENDER	GP	MIN	GA	SA	SV	AVG	W-L-OTL
Corey Crawford	2	120	5	48	43	2.50	2-0-0	Ilya Bryzgalov	1	34	1	13	12	1.76	0-0-0
Antti Raanta	1	60	2	20	18	2.01	1-0-0	Devan Dubnyk	3	144	14	91	77	5.84	0-3-0

2013-14 HIGHLIGHTS

As part of a three-goal third-period outburst, **Duncan Keith** tallied the game-winner—and his first goal of the season—in a 5-4 win over the Oilers in Chicago on Nov. 10, 2013. The Blackhawks were led by **Brent Seabrook** (2A) and **Brandon Saad** (1G, 1A) in the victory.

Andrew Shaw scored twice and added an assist in the Blackhawks' 5-1 win over the Oilers in Edmonton on Nov. 25, 2013. **Duncan Keith** and **Brandon Saad** each posted a pair of assists, while **Jonathan Toews** opened the scoring with his first shorthanded goal of the season.

The Blackhawks outshot the Oilers 41-21 and received goals from five different players in a 5-3 victory on Jan. 12, 2014. **Marian Hossa** led the team with a goal and an assist, while **Patrick Kane** collected a pair of helpers, as Chicago completed a three-game season sweep of Edmonton.

LEADERSHIP

PLAYERS

2013-14

OPPONENTS

TRADITION

RECORDS

PLAYOFFS

HISTORY

MINORS

NHL

MEDIA



GERARD GALLANT



SCOTTIE UPSHALL



CLUB INFORMATION

Founded: 1993-94
 Home Arena: BB&T Center (17,040)
 Front Office Address: 1 Panther Parkway, Sunrise, FL 33323
 Phone: 954-835-7000
 Fax: 954-835-7700
 Website: panthers.nhl.com
 Stanley Cups: none
 CEO/President: Rory A. Babich
 Executive VP/General Manager, Hockey Operations: Dale Tallon
 Head Coach: Gerard Gallant
 Assistant Coaches: Mike Kelly, John Madden, Mark Morris
 Goaltending Coach: Robb Talles
 Director, Communications: Justin Copertino
 Coordinators, Communications/Digital Media: Adelyn Biedenbach, Amanda Cifu
 2013-14 record: 29-45-8 (66 points), 7th Atlantic
 2013-14 playoffs: DNQ

BROADCAST TEAMS

Television play-by-play: Steve Goldstein
 Television color analyst: Denis Potvin
 Radio play-by-play: Randy Moller

2014-15 MEETINGS

Tuesday, Feb. 24 in Chicago
 Thursday, Feb. 26 at Florida

ALL-TIME FRANCHISE RECORDS

SEASON-BY-SEASON RECORD

	GP	W	L	T	OTL
1993-94	2	1	0	1	-
1994-95	-	DID NOT PLAY	-	-	-
1995-96	2	2	0	0	-
1996-97	2	0	2	0	-
1997-98	2	1	1	0	-
1998-99	2	0	2	0	-
1999-2000	2	2	0	0	0
2000-01	1	1	0	0	0
2001-02	2	2	0	0	0
2002-03	2	1	0	1	0
2003-04	1	0	0	1	0
2004-05	-	SEASON CANCELED	-	-	-
2005-06	1	0	0	0	1
2006-07	-	DID NOT PLAY	-	-	-
2007-08	1	0	1	0	0

	GP	W	L	T	OTL
2008-09	1	1	0	0	0
2009-10	2	1	0	0	1
2010-11	2	1	1	0	0
2011-12	2	2	0	0	0
2012-13	-	DID NOT PLAY	-	-	-
2013-14	2	2	0	0	0
TOTALS	29	17	7	3	2

RECORD BY DECADE

DECADE	RECORD	PCT.
1990s	6-5-1	.500
2000s	6-1-2-2	.545
2010s	5-1-0	.833

HOME/AWAY SPLITS

LIFETIME	GP	W	L	T	OTL	GF	GA	PTS
Home	15	7	5	2	1	49	42	17
Road	14	10	2	1	1	49	26	22
TOTALS	29	17	7	3	2	98	68	39

THE LAST TIME THE BLACKHAWKS...

Last Win: Dec. 8, 2013 (6-2 in Chicago)
 Last Home Win: Dec. 8, 2013 (6-2)
 Last Road Win: Oct. 22, 2013 (3-2 SO)
 Last Loss: March 8, 2011 (3-2 at Florida)
 Last Home Loss: Dec. 16, 2007 (3-1)
 Last Road Loss: March 8, 2011 (3-2)
 Last Tie: Feb. 29, 2004 (2-2 in Chicago)
 Last Shutout Win: March 23, 2011 (4-0 in Chicago)
 Last Shutout Loss: March 29, 1998 (4-0 in Chicago)

2013-14 REGULAR-SEASON SERIES RECAP

2013-14 Blackhawks record: 1-0-0 at United Center; 1-0-0 at Florida

DATE	TEAM	SCORING BY PERIOD					SHOTS BY PERIOD					PP	PIM	GWG	GOALIE (SAVES-SHOTS)	ATTN.	
		1	2	3	OT	F	1	2	3	OT	TOT						
10/22	CHI	0	2	0	0	3	12	10	3	0	1	29	1-2 (50.0)	1-2	J. Toews (50)	Crawford (20-22)	15,719
	FLA	0	0	2	0	2	6	8	7	1	22	0-1 (0.0)	2-4	Thomas (25-27), Markstrom (2-2)			
12/08	FLA	0	2	0	-	2	7	10	18	-	3	0-5 (0.0)	6-5	Clemmensen (26-32)	M. Hossa	Crawford (4-4), Raanta (29-31)	21,119
	CHI	2	2	2	-	6	10	11	11	-	32	3-4 (75.0)	7-17				
TOTALS		SCORING BY PERIOD					SHOTS BY PERIOD										
	TEAM	1	2	3	OT	TOT	1	2	3	OT	TOT	PP	PIM	GOALIE (SAVES-SHOTS)			
	FLA	0	2	2	0	4	13	18	25	1	57	0-6 (0.0)	8-19	Clemmensen (26-32), Markstrom (2-2), Thomas (25-27)			
	CHI	2	4	2	0	8	22	21	17	1	61	4-6 (66.7)	8-19	Crawford (24-26), Raanta (29-31)			

2013-14 REGULAR-SEASON STATISTICS

BLACKHAWKS	GP	G	A	PTS	+/-	PIM	PANTHERS	GP	G	A	PTS	+/-	PIM		
Patrick Kane	2	0	4	4	1	0	Tomas Fleischmann	2	1	1	2	4	0		
Patrick Sharp	2	1	2	3	-1	2	Marcel Goss	2	1	0	1	1	0		
Jonathan Toews	2	1	2	3	-2	2	Dmitry Kulikov	2	1	0	1	-1	4		
Brandon Saad	2	1	1	2	0	0	Dylan Olsen	1	0	0	1	1	0		
Andrew Shaw	2	1	1	2	0	2	Tomas Kopecky	2	0	1	1	1	2		
Brent Seabrook	2	1	1	2	-1	2	Aleksander Barkov	2	0	1	1	1	0		
Marian Hossa	2	1	1	2	-2	0	Kris Versteeg	1	0	1	1	2	0		
Michal Handzus	2	1	0	1	1	0	Brian Campbell	2	0	0	0	1	0		
Bryan Bickell	1	1	0	1	1	0	Erik Gudbranson	2	0	0	0	1	0		
Niklas Hjalmarsson	2	0	1	1	0	0	Tom Gilbert	2	0	0	0	0	0		
Duncan Keith	2	0	1	1	-1	0	Jonathan Huberdeau	2	0	0	0	-1	0		
Kris Versteeg	1	0	1	1	2	0	Scottie Upshall	2	0	0	0	-1	0		
Jeremy Morin	1	0	1	1	1	0	Jesse Winchester	2	0	0	0	-1	0		
Nick Leddy	2	0	0	0	1	0	Nick Bugstad	2	0	0	0	-2	0		
Marcus Kruger	2	0	0	0	1	2	Mike Weaver	2	0	0	0	-2	0		
Johnny Oduya	2	0	0	0	0	0	Shawn Matthias	2	0	0	0	-2	0		
Ben Smith	2	0	0	0	0	0	Brad Boyes	1	0	0	0	0	0		
Brandon Bollig	2	0	0	0	-1	7	Krys Barch	1	0	0	0	0	9		
Michael Roosival	1	0	0	0	1	2	Scott Gomez	1	0	0	0	0	0		
Sheldon Brookbank	1	0	0	0	0	0	Matt Gilroy	1	0	0	0	0	0		
Brandon Pirri	1	0	0	0	-1	0	Jimmy Hayes	1	0	0	0	-1	0		
							Sean Bergenheim	1	0	0	0	-1	4		
GOALTENDER							GOALTENDER								
Corey Crawford	2	79	2	26	24	1.52	1-0-0	Scott Clemmensen	1	60	6	32	26	6.00	0-0-0
Antti Raanta	1	46	2	31	29	2.59	1-0-0	Jacob Markstrom	1	8	0	2	2	0.00	0-0-1
								Tim Thomas	1	57	2	27	25	2.10	0-0-0

2013-14 HIGHLIGHTS

Bryan Bickell and Jonathan Toews netted regulation goals, and Toews and Patrick Sharp scored in the shootout, as the Blackhawks topped the Panthers 3-2 in Florida on Oct. 22, 2013.

Patrick Kane (3A) and **Patrick Sharp** (26, 1A) contributed three points each to pace the Blackhawks in a 6-2 win over the visiting Panthers on Dec. 8, 2013. **Brent Seabrook**, **Marian Hossa** and **Brandon Saad** also each posted a goal and an assist in the contest.



DARRYL SUTTER



DUSTIN BROWN



CLUB INFORMATION

Founded: 1967-68
 Home Arena: STAPLES Center (18,118)
 Front Office Address: 555 N. Nash St., El Segundo, CA 90245
 Phone: 310-535-4500
 Website: kings.nhl.com
 Stanley Cups: 2012, '14
 President/General Manager: Dean Lombardi
 Head Coach: Darryl Sutter
 Associate Head Coach: John Stevens
 Assistant Coach: Davis Payne
 Goaltending Coach: Bill Ranford
 Vice President, Communications/Broadcasting: Michael Altbieri
 Senior Director, Communications/Content: Jeff Moeller
 Senior Manager, Communications: Mike Kalinowski
 Supervisor, Communications: Eddie Fischermann
 2013-14 record: 46-28-8 (100 points), 3rd Pacific
 2013-14 playoffs: Stanley Cup Champion (def. NY Rangers 4-1)

BROADCAST TEAMS

Television play-by-play: Bob Miller
 Television color analyst: Jim Fox
 Radio play-by-play: Nick Nickson
 Radio color analyst: Daryl Evans

2014-15 MEETINGS

Saturday, Nov. 29 at Los Angeles
 Wednesday, Jan. 28 at Los Angeles
 Monday, March 30 in Chicago

ALL-TIME FRANCHISE RECORDS

SEASON-BY-SEASON RECORD (SINCE 1975)

	GP	W	L	T	OTL		GP	W	L	T	OTL
1975-76	4	2	2	0	-	2001-02	4	2	2	0	0
1976-77	4	2	2	0	-	2002-03	4	3	1	0	0
1977-78	4	2	2	0	-	2003-04	4	1	3	0	0
1978-79	4	1	3	0	-	2004-05	-	SEASON CANCELED	-	-	-
1979-80	4	0	3	1	-	2005-06	4	1	2	0	1
1980-81	4	0	2	2	-	2006-07	4	3	1	0	0
1981-82	3	3	0	0	-	2007-08	4	2	1	0	1
1982-83	3	2	0	1	-	2008-09	4	2	2	0	0
1983-84	3	0	3	0	-	2009-10	4	3	0	0	1
1984-85	3	2	0	1	-	2010-11	4	4	0	0	0
1985-86	3	1	0	2	-	2011-12	4	1	2	0	1
1986-87	3	1	1	1	-	2012-13	3	2	1	0	0
1987-88	3	1	2	0	-	2013-14	3	3	0	0	0
1988-89	3	0	3	0	-	TOTALS	183	89	73	17	4
1989-90	3	2	1	0	-						
1990-91	3	1	2	0	-						
1991-92	3	1	1	1	-						
1992-93	5	1	3	1	-						
1993-94	4	2	1	1	-						
1994-95	4	3	1	0	-						
1995-96	4	2	2	0	-						
1996-97	4	3	1	0	-						
1997-98	4	0	4	0	-						
1998-99	4	0	4	0	-						
1999-2000	4	1	3	0	0						
2000-01	4	1	0	3	0						

RECORD BY DECADE

DECADE	RECORD	PCT.
1960s	12-3-1	.750
1970s	23-21-3	.489
1980s	12-12-7	.387
1990s	14-22-3	.359
2000s	18-12-3-3	.500
2010s	10-3-1	.714

HOME/AWAY SPLITS

LIFETIME	GP	W	L	T	OTL	GF	GA	PTS
Home	93	47	35	9	2	312	256	105
Road	90	42	38	8	2	293	297	94
TOTALS	183	89	73	17	4	605	553	199

THE LAST TIME THE BLACKHAWKS...

Last Win: Feb. 3, 2014 (5-3 at Los Angeles)
 Last Home Win: Dec. 30, 2013 (1-0)
 Last Road Win: Feb. 3, 2014 (5-3)
 Last Loss: March 25, 2013 (5-4 in Chicago)
 Last Home Loss: March 25, 2013 (5-4)
 Last Road Loss: Feb. 25, 2012 (4-0)
 Last Tie: March 10, 2001 (2-2 at Los Angeles)
 Last Shutout Win: Dec. 30, 2013 (1-0 in Chicago)
 Last Shutout Loss: Feb. 25, 2012 (4-0 at Los Angeles)

2013-14 REGULAR-SEASON SERIES RECAP

2013-14 Blackhawks record: 2-0-0 at United Center; 1-0-0 at Los Angeles

DATE	TEAM	SCORING BY PERIOD					SHOTS BY PERIOD					PP	PIM	GWG	GOALIE (SAVES-SHOTS)	ATTN.	
		1	2	3	OT	F	1	2	3	OT	TOT						
12/15	LAK	0	0	1	-	1	6	10	6	-	22	0-3 (0.0)	3-6	K. Versteeg	Scrivens (31-40) Raanta (21-22)	21,426	
	CHI	3	0	0	-	3	10	15	15	-	40	1-3 (33.3)	3-6				
12/30	LAK	0	0	0	-	0	6	5	2	-	26	0-2 (0.0)	3-6	B. Saad N. Leddy	Jones (29-30) Raanta (26-26)	22,161	
	CHI	1	0	0	-	1	6	11	13	-	30	0-3 (0.0)	2-4				
02/03	LAK	2	1	2	-	5	12	7	11	-	30	1-5 (20.0)	4-10		Crawford (31-34) Quick (25-30)	18,118	
	LAK	1	1	1	-	3	5	15	14	-	34	1-5 (20.0)	5-10				
TOTALS		SCORING BY PERIOD					SHOTS BY PERIOD								GOALIE (SAVES-SHOTS)		
	TEAM	1	2	3	OT	TOT	1	2	3	OT	TOT	PP	PIM				
	LAK	1	1	2	-	4	17	40	25	-	82	1-10 (10.0)	11-22		Jones (29-30), Quick (25-30), Scrivens (31-40)		
	CHI	6	1	2	-	9	28	33	39	-	100	2-11 (18.2)	9-20		Crawford (31-34), Raanta (47-48)		

2013-14 REGULAR-SEASON STATISTICS

BLACKHAWKS	GP	G	A	PTS	+/-	PIM	KINGS	GP	G	A	PTS	+/-	PIM		
Patrick Kane	3	2	2	4	1	0	Arze Kopitar	3	1	2	3	-1	0		
Jonathan Toews	3	0	4	4	0	0	Tyler Toffoli	3	1	1	2	1	0		
Patrick Sharp	3	1	2	3	-1	4	Jeff Carter	3	0	2	2	-2	2		
Kris Versteeg	3	1	1	2	2	2	Drew Doughty	3	1	0	1	1	4		
Marian Hossa	3	1	1	2	1	2	Alec Martinez	1	1	0	1	1	2		
Nick Leddy	3	1	1	2	1	0	Matt Greene	3	0	1	1	-2	2		
Bryan Bickell	2	1	1	2	2	0	Slava Voynov	3	0	1	1	-3	4		
Duncan Keith	3	0	2	2	2	0	Jordan Nolan	2	0	1	1	1	0		
Marcus Kruger	3	1	0	1	1	2	Trevor Lewis	3	0	0	0	1	0		
Brandon Saad	3	1	0	1	1	0	Kyle Clifford	3	0	0	0	0	2		
Brent Seabrook	3	0	1	1	5	0	Jarret Stoll	3	0	0	0	0	2		
Andrew Shaw	3	0	1	1	2	4	Dwight King	3	0	0	0	-2	0		
Ben Smith	3	0	1	1	1	0	Jake Muzzin	3	0	0	0	-2	0		
Niklas Hjalmarsson	3	0	1	1	0	2	Robyn Regehr	3	0	0	0	-2	0		
Johnny Oduya	3	0	0	0	0	2	Justin Williams	3	0	0	0	-3	0		
Michael Ruzzickai	3	0	0	0	0	0	Dustin Brown	3	0	0	0	-3	2		
Brandon Bollig	3	0	0	0	0	0	Mike Richards	3	0	0	0	-4	0		
Michal Handzus	2	0	0	0	1	0	Colin Fraser	2	0	0	0	0	2		
Sheldon Brookbank	1	0	0	0	0	0	Willie Mitchell	2	0	0	0	-2	0		
Brandon Pirri	1	0	0	0	0	0	Daniel Carcillo	1	0	0	0	1	0		
							Matt Frattin	1	0	0	0	0	0		
GOALTENDER							GOALTENDER								
Corey Crawford	1	60	3	34	31	3.00	1-0-0	Martin Jones	1	59	1	30	29	1.01	0+0-0
Antti Raanta	2	120	1	48	47	0.50	2-0-0	Jonathan Quick	1	59	5	30	25	5.12	0+0-0
								Ben Scrivens	1	59	3	40	37	3.04	0+0-0

2013-14 HIGHLIGHTS

Three first-period goals, along with a 21-save effort by **Antti Raanta**, helped the Blackhawks record a 3-1 victory over the visiting Los Angeles Kings on Dec. 15, 2013. **Marian Hossa**, **Kris Versteeg** and **Patrick Sharp** tallied for Chicago, while **Jonathan Toews** picked up a pair of helpers.

Antti Raanta stopped all 26 shots by the Kings—including a penalty shot from L.A. captain Dustin Brown—to secure his first NHL shutout in a 1-0 win over L.A. at the United Center on Dec. 30, 2013. **Brandon Saad** scored Chicago's only goal of the contest.

Patrick Kane's three-point night (2G, 1A) and **Nick Leddy's** two-point effort (1G, 1A) led the Blackhawks to a 5-3 win over the Kings in L.A. on Feb. 3, 2014. **Jonathan Toews** and **Patrick Sharp** each posted a pair of assists in the victory.



MIKE YEO



MIKKO KOIVU



CLUB INFORMATION

Founded: 2000-01
 Home Arena: Xcel Energy Center (17,954)
 Front Office Address: 317 Washington St., St. Paul, MN 55102
 Phone: 651-602-6000
 Fax: 651-293-9574
 Website: wild.nhl.com
 Stanley Cups: none
 Owner: Craig Leipold
 General Manager: Chuck Fletcher
 Head Coach: Mike Yeo
 Assistant Coaches: Andrew Brunette, Darby Hendrickson, Darryl Sydor, Rick Wilson
 Goaltending Coach: Bob Mason
 Director, Media Relations: Aaron Slickman
 Coordinator, Media Relations: Carly Peters
 2013-14 record: 43-27-12 (98 points), 4th Central
 2013-14 playoffs: Western Conference Second Round (def. by Chicago 4-2)

BROADCAST TEAMS

Television play-by-play: Anthony LaPanta
 Television color analyst: Mike Greenlay
 Radio play-by-play: Bob Kurtz
 Radio color analyst: Tom Reid

2014-15 MEETINGS

Tuesday, Dec. 16 in Chicago
 Thursday, Jan. 8 at Minnesota
 Sunday, Jan. 11 in Chicago
 Tuesday, Feb. 3 at Minnesota
 Tuesday, April 7 in Chicago

ALL-TIME FRANCHISE RECORDS

SEASON-BY-SEASON RECORD

	GP	W	L	T	OTL		GP	W	L	T	OTL
2000-01	4	1	3	0	0	2011-12	4	2	0	0	2
2001-02	4	3	1	0	0	2012-13	3	2	0	0	1
2002-03	4	0	2	1	1	2013-14	5	2	3	0	0
2003-04	4	1	3	0	0	TOTALS	52	21	22	1	8
2004-05	- SEASON CANCELED -										
2005-06	4	1	3	0	0						
2006-07	4	0	1	0	3						
2007-08	4	2	2	0	0						
2008-09	4	1	3	0	0						
2009-10	4	3	0	0	1						
2010-11	4	3	1	0	0						

RECORD BY DECADE

DECADE	RECORD	PCT.
2000s	12-18-1-5	.333
2010s	9-4-3	.563

HOME/AWAY SPLITS

LIFETIME	GP	W	L	T	OTL	GF	GA	PTS
Home	25	11	11	1	2	64	71	25
Road	27	10	11	0	6	69	70	26
TOTALS	52	21	22	1	8	133	141	51

THE LAST TIME THE BLACKHAWKS...

Last Win: April 3, 2014 (3-2 SO in Chicago)
 Last Home Win: April 3, 2014 (3-2 SO)
 Last Road Win: Oct. 28, 2013 (5-1)
 Last Loss: Jan. 23, 2014 (2-1 at Minnesota)
 Last Home Loss: Oct. 26, 2013 (5-3)
 Last Road Loss: Jan. 25, 2014 (2-1)
 Last Tie: Dec. 26, 2003 (2-2 in Chicago)
 Last Shutout Win: April 9, 2013 (1-0 at Minnesota)
 Last Shutout Loss: Oct. 4, 2007 (1-0 at Minnesota)

2013-14 REGULAR-SEASON SERIES RECAP

2013-14 Blackhawks record: 1-1-0 at United Center; 1-2-0 at Minnesota

DATE	TEAM	SCORING BY PERIOD					SHOTS BY PERIOD					PP	PIM	GWL	GOALIE (SAVES-SHOTS)	ATTN.
		1	2	3	OT	F	1	2	3	OT	TOT					
10/26	MIN	1	2	2	-	5	8	12	5	-	25	1-5 (20.0)	7-44	J. Pominville	Backstrom (53-36)	
	CHI	0	1	2	-	3	11	11	14	-	36	1-7 (14.3)	5-30		Crawford (20-25)	21,521
10/28	CHI	1	2	2	-	5	7	11	10	-	28	1-3 (33.3)	6-20	S. Brookbank	Crawford (29-30)	
	MIN	0	1	0	-	1	10	13	7	-	30	0-3 (0.0)	6-20		Backstrom (23-28)	18,685
12/05	CHI	0	1	2	-	3	7	8	4	-	19	1-2 (50.0)	3-6		Crawford (19-23)	
	MIN	1	1	2	-	4	8	8	7	-	23	2-3 (66.7)	2-4	M. Scandella	Harding (16-19)	18,852
01/23	CHI	0	0	1	-	1	6	11	17	-	34	0-1 (0.0)	4-8		Raanta (17-19)	
	MIN	2	0	0	-	2	10	6	3	-	19	0-4 (0.0)	1-2	M. Cooke	Kuemper (33-34)	19,226
04/03	MIN	1	0	1	0	2	9	10	6	2	27	0-1 (0.0)	2-4		Bryzgalov (24-26)	
	CHI	0	1	1	0	3	5	10	8	3	26	0-1 (0.0)	2-4	M. Hossa (50)	Crawford (25-27)	21,791
TOTALS		SCORING BY PERIOD					SHOTS BY PERIOD					PP	PIM	GOALIE (SAVES-SHOTS)		
TEAM		1	2	3	OT	TOT	1	2	3	OT	TOT					
MIN		5	4	5	0	14	45	49	28	2	124	3-16 (18.8)	18-44	Backstrom (56-64), Bryzgalov (24-26), Harding (16-19), Kuemper (33-34)		
CHI		1	5	8	0	14	36	51	53	3	143	3-14 (21.4)	20-48	Crawford (93-105), Raanta (17-19)		

2013-14 REGULAR-SEASON STATISTICS

BLACKHAWKS	GP	G	A	PTS	+/-	PIM	WILD	GP	G	A	PTS	+/-	PIM		
Nick Leddy	5	1	5	6	5	0	Jason Pominville	5	4	1	5	1	0		
Patrick Kane	4	3	2	5	-1	0	Justin Fontaine	5	1	3	4	0	0		
Brandon Saad	5	2	2	4	3	2	Mikael Granlund	3	0	4	4	2	2		
Bryan Bickell	4	2	0	2	1	2	Matt Cooke	5	2	1	3	2	2		
Marian Hossa	5	1	1	2	-2	6	Ryan Suter	5	0	3	3	1	4		
Patrick Sharp	5	1	1	2	-2	6	Jared Spurgeon	4	0	3	3	0	0		
Jeremy Morin	4	1	1	2	3	2	Zach Parise	5	2	0	2	0	2		
Brent Seabrook	5	0	2	2	-4	4	Marco Scandella	5	1	1	2	3	4		
Jonathan Toews	4	0	2	2	-1	0	Kyle Brodziak	5	1	1	2	-3	2		
Brandon Pirri	2	0	2	2	0	0	Erik Haula	3	1	1	2	3	2		
Marcus Kruger	5	1	0	1	-3	4	Charlie Coyle	3	1	1	2	1	0		
Sheldon Brookbank	4	1	0	1	1	10	Dany Heatley	5	0	2	2	1	0		
Ben Smith	3	1	0	1	1	0	Jonas Brodin	3	1	0	1	-1	0		
Brandon Bollig	5	0	1	1	-1	6	Mikko Koivu	4	0	1	1	0	2		
Johnny Oduya	4	0	1	1	0	0	Nate Prosser	4	0	1	1	0	12		
Duncan Keith	4	0	1	1	-3	2	Clayton Stoner	4	0	1	1	0	2		
Kris Versteeg	3	0	1	1	1	2	Torrey Mitchell	4	0	1	1	-3	0		
Michal Rozsival	3	0	1	1	-1	0	Nino Niederreiter	4	0	0	0	3	4		
Joakim Nordstrom	2	0	1	1	0	0	Stephane Veilleux	3	0	0	0	-3	0		
Niklas Hjalmarsson	5	0	0	0	0	0	Keith Ballard	2	0	0	0	-1	0		
Andrew Shaw	4	0	0	0	2	2	Mathew Dumba	2	0	0	0	-2	0		
Brad Mills	2	0	0	0	0	0	Jonathon Blum	1	0	0	0	0	0		
David Rundblad	1	0	0	0	1	0	Matt Moulson	1	0	0	0	0	0		
Peter Regin	1	0	0	0	1	0	Mike Rupp	1	0	0	0	0	0		
Michal Handzus	1	0	0	0	-1	0	Jason Zucker	1	0	0	0	0	0		
							Jake Dowell	1	0	0	0	-1	0		
GOALTENDER	GP	MIN	GA	SA	SV	AVG	W-L-OTL	GOALTENDER	GP	MIN	GA	SA	SV	AVG	W-L-OTL
Cory Crawford	4	242	12	105	93	2.98	2-2-0	Niklas Backstrom	2	120	8	64	56	4.00	1-1-0
Antti Raanta	1	58	2	19	17	2.08	0-0-0	Ilya Bryzgalov	1	65	2	26	24	1.85	0-0-1
								Josh Harding	1	60	3	19	16	3.00	1-0-0
								Darcy Kuemper	1	60	1	34	33	1.00	1-0-0


2013-14 HIGHLIGHTS

The Blackhawks scored four straight goals to notch a 5-1 victory over the Wild in Minnesota on Oct. 28, 2013, led by multi-point efforts by **Brandon Saad** (1G, 1A), **Patrick Kane** (1G, 1A) and Brandon Pirri (2A). **Corey Crawford** made 29 saves in the win.

Corey Crawford made 25 saves in regulation and three stops in the shootout to lead the Blackhawks to a 3-2 win over the Wild at the United Center on April 3, 2014. **Ben Smith** and **Bryan Bickell** tallied for Chicago in regulation, and **Marian Hossa** netted the shootout winner.



MICHEL THERRIEN



ANDREI MARKOV



CLUB INFORMATION

Founded: 1909-10 (NHA), 1917-18 (NHL)
 Home Arena: Bell Centre (21,273)
 Front Office Address: 1909 avenue des Canadiens-de-Montréal, Montréal, QC H3B 5E8
 Phone: 514-932-2582
 Fax: 514-932-8285
 Website: canadiens.nhl.com
 Stanley Cups: 1916, '24, '30, '31, '44, '46, '53, '56, '57, '58, '59, '60, '65, '66, '68, '69, '71, '73, '76, '77, '78, '79, '86, '93
 Executive VP/General Manager: Marc Bergevin
 Head Coach: Michel Therrien
 Assistant Coaches: Jean-Jacques Daigneault, Clement Jodoin, Dan Lacroix
 Goaltending Coach: Stéphane Waite
 Director, Media Relations: Dominick Saillant
 Manager, Communications: François Marchand
 2013-14 record: 46-28-8 (100 points), 3rd Atlantic
 2013-14 playoffs: Eastern Conference Final (def. by NY Rangers 4-2)

BROADCAST TEAMS

Television play-by-play: Pierre Houde, Félix Séguin (French)
 Television color analyst: Marc Denis, Patrick Lalime (French)
 Radio play-by-play: John Bartlett, Martin McGuire (French)
 Radio color analyst: Sergio Momesso, Bobby Dollas, Dany Dubé (French)

2014-15 MEETINGS

Tuesday, Nov. 4 at Montreal
 Friday, Dec. 5 in Chicago

ALL-TIME FRANCHISE RECORDS

SEASON-BY-SEASON RECORD (SINCE 1975)

	GP	W	L	T	OTL		GP	W	L	T	OTL
1975-76	4	1	2	1	-	2003-04	1	0	1	0	0
1976-77	4	0	3	1	-	2004-05	-	SEASON CANCELED	-		
1977-78	4	0	3	1	-	2005-06	-	DID NOT PLAY	-		
1978-79	4	2	2	0	-	2006-07	1	1	0	0	0
1979-80	4	2	2	0	-	2007-08	1	0	0	0	1
1980-81	4	2	2	0	-	2008-09	1	0	1	0	0
1981-82	3	0	2	1	-	2009-10	1	1	0	0	0
1982-83	3	3	0	0	-	2010-11	1	0	0	0	1
1983-84	3	0	2	1	-	2011-12	1	1	0	0	0
1984-85	3	2	1	0	-	2012-13	-	DID NOT PLAY	-		
1985-86	3	0	2	1	-	2013-14	2	1	0	0	1
1986-87	3	0	2	1	-	TOTALS	557	151	299	105	4
1987-88	3	0	2	1	-						
1988-89	3	0	1	2	-						
1989-90	3	2	1	0	-						
1990-91	3	2	1	0	-						
1991-92	2	1	1	0	-						
1992-93	2	1	1	0	-						
1993-94	2	0	1	1	-						
1994-95	-	DID NOT PLAY	-								
1995-96	2	0	2	0	-						
1996-97	2	0	2	0	-						
1997-98	2	1	1	0	-						
1998-99	2	2	0	0	-						
1999-2000	2	1	1	0	0						
2000-01	1	0	0	0	1						
2001-02	2	1	1	0	0						
2002-03	1	0	1	0	0						

RECORD BY DECADE

DECADE	RECORD	PCT.
1920s	2-13-1	.125
1930s	26-26-10	.419
1940s	27-61-18	.255
1950s	22-90-28	.157
1960s	38-56-30	.306
1970s	14-24-8	.304
1980s	9-15-7	.290
1990s	8-10-1	.421
2000s	3-4-0-2	.333
2010s	2-0-2	.500

HOME/AWAY SPLITS

LIFETIME	GP	W	L	T	OTL	GF	GA	PTS
Home	277	97	125	55	0	744	767	249
Road	280	54	174	48	4	659	1,079	160
TOTALS	557	151	299	103	4	1,403	1,846	409

THE LAST TIME THE BLACKHAWKS...

Last Win: April 9, 2014 (3-2 OT in Chicago)
 Last Home Win: April 9, 2014 (3-2 OT)
 Last Road Win: Dec. 3, 2001 (3-2)
 Last Loss: Jan. 11, 2014 (2-1 OT at Montreal)
 Last Home Loss: Feb. 27, 2002 (3-2)
 Last Road Loss: Jan. 11, 2014 (2-1 OT)
 Last Tie: March 24, 1994 (5-5 in Chicago)
 Last Shutout Win: Oct. 27, 1999 (1-0 at Montreal)
 Last Shutout Loss: March 19, 1988 (3-0 at Montreal)

2013-14 REGULAR-SEASON SERIES RECAP

2013-14 Blackhawks record: 1-0-0 at United Center; 0-0-1 at Montreal

DATE	TEAM	SCORING BY PERIOD					SHOTS BY PERIOD					PP	PIM	GWG	GOALIE (SAVES-SHOTS)	ATTN.
		1	2	3	OT	F	1	2	3	OT	TOT					
01/11	CHI	0	0	1	0	1	7	8	5	0	20	0-1 (0.0)	4-11		Crawford (36-38)	
	MTL	0	1	0	1	2	10	12	12	4	38	0-3 (0.0)	2-7	A. Markov (OT)	Price (19-20)	21,275
04/09	MTL	0	0	2	0	2	13	10	6	1	30	0-0 (0.0)	2-4		Budaj (25-28)	
	CHI	0	0	2	1	3	11	6	10	1	28	0-2 (0.0)	0-0	P. Sharp (OT)	Crawford (28-30)	21,571
TOTALS		SCORING BY PERIOD					SHOTS BY PERIOD					PP	PIM	GOALIE (SAVES-SHOTS)		
	TEAM	1	2	3	OT	TOT	1	2	3	OT	TOT					
	MTL	0	1	2	1	4	23	22	18	5	68	0-3 (0.0)	4-11	Budaj (25-28), Price (19-20)		
	CHI	0	0	3	1	4	18	14	15	1	48	0-3 (0.0)	4-11	Crawford (64-68)		

2013-14 REGULAR-SEASON STATISTICS

BLACKHAWKS	GP	G	A	PTS	+/-	PIM	CANADIENS	GP	G	A	PTS	+/-	PIM	
Marian Hossa	2	2	1	3	3	0	Andrei Markov	1	2	0	2	2	0	
Patrick Sharp	2	1	2	3	2	0	Dale Weise	1	1	0	1	1	0	
Jeremy Morin	1	1	0	1	0	0	Francis Bouillon	1	1	0	1	1	2	
Duncan Keith	2	0	1	1	1	0	David Desharnais	2	0	1	1	2	0	
Michal Handzus	2	0	1	1	0	2	Michael Bournival	2	0	1	1	1	0	
Sheldon Brookbank	1	0	1	1	1	0	Rene Bourque	2	0	1	1	1	0	
Jonathan Toews	1	0	1	1	1	0	Max Pacioretty	2	0	1	1	1	0	
Andrew Shaw	2	0	0	0	1	0	Josh Gorges	2	0	1	1	-2	0	
Nick Leddy	2	0	0	0	1	0	PK. Subban	2	0	0	0	-2	2	
Kris Versteeg	2	0	0	0	1	5	Alexei Emelin	1	0	1	1	2	0	
Brandon Bollig	2	0	0	0	0	0	Thomas Vanek	1	0	1	1	1	0	
Brandon Saad	2	0	0	0	0	0	Daniel Briere	2	0	0	0	0	2	
Ben Smith	2	0	0	0	0	0	Brendan Gallagher	2	0	0	0	-1	5	
Marcus Kruger	2	0	0	0	-1	0	Brian Gionta	2	0	0	0	-3	0	
Niklas Hjalmarsson	2	0	0	0	-1	2	Tomas Plekanec	2	0	0	0	-3	0	
Brent Seabrook	2	0	0	0	-1	0	Nathan Beaulieu	1	0	0	0	1	0	
Bryan Bickell	2	0	0	0	-2	0	Brandon Prust	1	0	0	0	1	0	
Johnny Oduya	2	0	0	0	-2	0	George Parros	1	0	0	0	1	0	
Michael Kostka	1	0	0	0	0	2	Raphael Diaz	1	0	0	0	0	0	
Joakim Nordstrom	1	0	0	0	-1	0	Alex Galchenyuk	1	0	0	0	0	0	
Patrick Kane	1	0	0	0	-2	0	Jarrod Tinordi	1	0	0	0	0	0	
							Douglas Murray	1	0	0	0	0	0	
							Lars Eller	1	0	0	0	0	0	
							Ryan White	1	0	0	0	-1	0	
							Travis Moen	1	0	0	0	-1	0	
							Mike Weaver	1	0	0	0	-2	0	
GOALTENDER	GP	MIN	GA	SA	SV	AVG	GOALTENDER	GP	MIN	GA	SA	SV	AVG	W-L-OTL
Corey Crawford	2	122	4	68	64	1.97	Corey Price	1	61	1	20	19	0.98	1-0-0
							Peter Budaj	1	60	3	28	25	2.97	0-0-1

2013-14 HIGHLIGHTS

Patrick Sharp's goal just 43 seconds into overtime gave the Blackhawks a 3-2 win in their regular-season home finale on April 9, 2014. Sharp added an assist in the tilt, while **Jeremy Morin** and **Marian Hossa** also tallied for Chicago in the victory.

LEADERSHIP

PLAYERS

2013-14

OPPONENTS

TRADITION

RECORDS

PLAYOFFS

HISTORY


MINORS

NHL

MEDIA



PETER LAVIOLETTE



SHEA WEBER



CLUB INFORMATION

Founded: 1998-99
 Home Arena: Bridgestone Arena (17,151)
 Front Office Address: 501 Broadway, Nashville, TN 37203
 Phone: 615-770-2300
 Fax: 615-770-2295
 Website: predators.nhl.com
 Stanley Cups: none
 President, Hockey Operations/General Manager: David Poile
 Head Coach: Peter Laviolette
 Assistant Coaches: Phil Housley, Kevin McCarthy
 Goaltending Coach: Ben Vanderklok
 Senior Vice President, Communications/Public Relations: Gerry Helper
 Manager, Hockey Communications: Kevin Wilson
 2013-14 record: 38-32-12 (88 points), 6th Central
 2013-14 playoffs: DNQ

BROADCAST TEAMS

Television play-by-play: Pete Weber
 Television color analyst: Stu Grimson
 Radio play-by-play: Willy Daunic
 Radio color analyst: Brent Peterson

2014-15 MEETINGS

Saturday, Oct. 18 in Chicago
 Thursday, Oct. 23 at Nashville
 Saturday, Dec. 6 at Nashville
 Monday, Dec. 29 in Chicago

ALL-TIME FRANCHISE RECORDS

SEASON-BY-SEASON RECORD

	GP	W	L	T	OTL
1998-99	6	4	1	1	-
1999-2000	6	1	4	1	0
2000-01	5	3	1	0	1
2001-02	5	2	3	0	0
2002-03	5	3	0	1	1
2003-04	6	3	2	1	0
2004-05	- SEASON CANCELED -				
2005-06	8	2	5	0	1
2006-07	8	4	4	0	0
2007-08	8	5	1	0	2
2008-09	6	3	2	0	1
2009-10	6	4	2	0	0
2010-11	6	3	1	0	2

RECORD BY DECADE

DECADE	RECORD	PCT.
1990s	5-5-2	.417
2000s	29-20-2-6	.509
2010s	11-9-2	.500

HOME/AWAY SPLITS

LIFETIME	GP	W	L	T	OTL	GF	GA	PTS
Home	46	26	17	1	2	130	124	55
Road	45	19	17	3	6	128	140	47
TOTALS	91	45	34	4	8	258	264	102

THE LAST TIME THE BLACKHAWKS...

Last Win: Dec. 17, 2013 (3-1 at Nashville)
 Last Home Win: April 19, 2013 (5-4 OT)
 Last Road Win: Dec. 17, 2013 (3-1)
 Last Loss: April 12, 2014 (7-5 at Nashville)
 Last Home Loss: March 23, 2014 (2-0)
 Last Road Loss: April 12, 2014 (7-5)
 Last Tie: March 1, 2004 (2-2 at Nashville)
 Last Shutout Win: April 6, 2013 (1-0 at Nashville)
 Last Shutout Loss: March 25, 2014 (2-0 in Chicago)

2013-14 REGULAR-SEASON SERIES RECAP

2013-14 Blackhawks record: 0-2-0 at United Center; 1-2-0 at Nashville

DATE	TEAM	SCORING BY PERIOD					SHOTS BY PERIOD					PP	PIM	GWG	GOALIE (SAVES-SHOTS)	ATTN.
		1	2	3	OT	TOT	1	2	3	OT	TOT					
11/16	CHI	0	1	1	-	2	7	18	16	-	41	0-4 (0.0)	6-15		Khabibulin (6-8), Crawford (17-22)	17,113
	NSH	2	2	3	-	7	10	13	7	-	30	2-5 (40.0)	5-15	P. Hornqvist	Mazanec (39-41)	
12/17	CHI	2	1	0	-	3	10	8	9	-	27	2-5 (40.0)	6-14	P. Kane	Raanta (27-28)	16,219
	NSH	1	0	0	-	1	17	4	7	-	28	1-7 (14.3)	5-10		Hutton (24-27)	
03/14	NSH	2	0	1	-	3	12	10	7	-	29	1-2 (50.0)	2-4	R. Ellis	Rinne (31-35)	22,106
	CHI	1	0	1	-	2	8	13	12	-	33	0-1 (0.0)	3-6		Crawford (26-29)	
03/23	NSH	1	1	0	-	2	6	5	6	-	17	0-3 (0.0)	6-15	M. Fisher	Rinne (29-29)	21,727
	CHI	0	0	0	-	0	0	0	0	-	0	0-4 (0.0)	5-15		Crawford (15-17)	
04/12	CHI	2	1	2	-	5	7	6	12	-	25	0-2 (0.0)	3-6		Raanta (26-32)	17,355
	NSH	1	1	5	-	7	4	13	16	-	33	0-3 (0.0)	2-4	P. Hornqvist	Rinne (20-25)	
TOTALS		SCORING BY PERIOD					SHOTS BY PERIOD					PP	PIM		GOALIE (SAVES-SHOTS)	
		1	2	3	OT	TOT	1	2	3	OT	TOT					
	NSH	7	4	9	0	20	49	45	43	-	137	4-20 (20.0)	20-46		Hutton (24-27), Mazanec (39-41), Rinne (80-87)	2013-14
	CHI	5	3	4	0	12	45	54	58	-	155	2-16 (12.5)	23-54		Crawford (58-68), Khabibulin (6-8), Raanta (53-60)	

2013-14 REGULAR-SEASON STATISTICS

BLACKHAWKS	GP	G	A	PTS	+/-	PIM	PREDATORS	GP	G	A	PTS	+/-	PIM		
Andrew Shaw	5	1	2	3	-1	4	Roman Josi	5	0	7	7	-1	0		
Duncan Keith	4	1	2	3	-3	2	Mike Fisher	5	3	3	6	2	0		
Brandon Saad	5	0	3	3	-3	0	Shea Weber	5	3	3	6	-1	4		
Patrick Kane	3	2	0	2	0	2	Patric Hornqvist	4	3	2	5	1	2		
Jonathan Toews	4	1	1	2	-2	0	Matt Cullen	5	2	3	5	3	2		
Marian Hossa	3	1	1	2	1	0	Craig Smith	5	2	3	5	3	2		
Johnny Oduya	5	0	2	2	5	0	Ryan Ellis	5	2	2	4	8	4		
Kris Versteeg	5	0	2	2	-1	8	Gabriel Bourque	4	1	2	3	3	0		
Brent Seabrook	5	0	2	2	-3	2	Paul Gaustad	4	1	2	3	2	0		
Ben Smith	5	1	0	1	-5	0	David Legwand	2	0	3	3	0	2		
Nick Leddy	5	1	0	1	-7	2	Nick Spaling	5	1	1	2	3	0		
Peter Regin	3	1	0	1	0	0	Mattias Ekholm	3	0	2	2	5	0		
Jeremy Morin	2	1	0	1	0	0	Colin Wilson	5	1	0	1	2	2		
Brandon Pirri	1	1	0	1	2	2	Viktor Stalberg	5	1	0	1	0	2		
Matt Carey	1	1	0	1	0	0	Seth Jones	5	0	1	1	0	2		
Brandon Bollig	5	0	1	1	-1	4	Calle Jankirok	2	0	1	1	-1	0		
Patrick Sharp	5	0	1	1	-3	4	Richard Clune	5	0	0	0	-1	10		
Bryan Bickell	4	0	1	1	-1	2	Eric Nystrom	4	0	0	0	1	4		
Sheldon Brookbank	5	0	0	0	-1	14	Victor Bartley	3	0	0	0	4	2		
Niklas Hjalmarsson	4	0	0	0	0	0	Matt Hendricks	2	0	0	0	0	2		
Marcus Kruger	4	0	0	0	-3	4	Michael Del Zotto	2	0	0	0	-1	0		
Michal Handzus	3	0	0	0	0	0	Kevin Klein	2	0	0	0	-1	0		
Michal Rozsival	2	0	0	0	0	2	Colton Sissons	2	0	0	0	-1	0		
Joakim Nordstrom	1	0	0	0	-1	0	Filip Forsberg	1	0	0	0	0	2		
David Rundblad	1	0	0	0	-3	0									
GOALTENDER	GP	MIN	GA	SA	SV	AVG	W-L-OTL	GOALTENDER	GP	MIN	GA	SA	SV	AVG	W-L-OTL
Corey Crawford	3	161	10	68	58	3.73	0-3-0	Pekka Rinne	5	304	15	166	151	2.96	0-3-2
Nikolai Khabibulin	1	15	2	8	6	7.80	0-0-0								
Antti Raanta	2	119	7	60	53	3.52	1-1-0								

2013-14 HIGHLIGHTS

Duncan Keith notched a goal and assist to lead the Blackhawks to a 3-1 win over the Predators in Nashville on Dec. 17, 2013. Nick Leddy and Patrick Kane also scored for Chicago, while Antti Raanta stopped 27 of 28 shots by the Preds.



PETER DEBOER



BRYCE SALVADOR



CLUB INFORMATION

Founded: 1974-75 (Kansas City), 1976-77 (Colorado), 1982-83 (New Jersey)
 Home Arena: Prudential Center (17,625)
 Front Office Address: 25 Lafayette St., Newark, NJ 07102
 Phone: 973-757-6100
 Fax: 973-757-6399
 Website: devils.nhl.com
 Stanley Cups: 1995, 2000, '03
 President/General Manager: Lou Lamoriello
 Head Coach: Pete DeBoer
 Assistant Coaches: Tommy Albelin, Dave Barr, Mike Foligno
 Goaltending Coach: Chris Terrieri
 Senior VP, Communications: Mike Levine
 Director, Communications: Pete Albitz
 Assistant Director, Communications: Dan Beam
 2013-14 record: 35-29-18 (88 points), 6th Metropolitan
 2013-14 playoffs: DNQ

BROADCAST TEAMS

Television play-by-play: Steve Cangialosi
 Television color analyst: Ken Daneyko
 Radio play-by-play: Matt Loughlin
 Radio color analyst: Sherry Ross

2014-15 MEETINGS

Tuesday, Dec. 9 at New Jersey
 Friday, Feb. 13 in Chicago

ALL-TIME FRANCHISE RECORDS INCLUDES TOTALS FROM KANSAS CITY SCOUTS (1974-76) AND COLORADO ROCKIES (1976-82)

SEASON-BY-SEASON RECORD (SINCE 1975)

	GP	W	L	T	OTL		GP	W	L	T	OTL
1975-76	6	5	0	1	-	2000-01	1	0	1	0	0
1976-77	6	2	2	2	-	2001-02	2	0	2	0	0
1977-78	6	1	1	4	-	2002-03	1	0	1	0	0
1978-79	8	5	2	1	-	2003-04	2	0	1	1	0
1979-80	4	3	0	1	-	2004-05	-	SEASON CANCELED	-	-	-
1980-81	4	2	2	0	-	2005-06	1	0	0	0	1
1981-82	3	1	2	0	-	2006-07	1	0	0	0	1
1982-83	3	3	0	0	-	2007-08	-	DID NOT PLAY	-	-	-
1983-84	3	1	2	0	-	2008-09	2	1	1	0	0
1984-85	3	3	0	0	-	2009-10	2	2	0	0	0
1985-86	3	1	2	0	-	2010-11	1	0	1	0	0
1986-87	3	2	1	0	-	2011-12	1	0	0	0	1
1987-88	3	0	3	0	-	2012-13	-	DID NOT PLAY	-	-	-
1988-89	3	1	2	0	-	2013-14	2	2	0	0	0
1989-90	3	1	2	0	-	TOTALS	103	45	34	21	3
1990-91	3	1	0	2	-						
1991-92	3	0	1	2	-						
1992-93	2	0	1	1	-						
1993-94	2	0	0	2	-						
1994-95	-	DID NOT PLAY	-	-	-						
1995-96	2	2	0	0	-						
1996-97	2	0	1	1	-						
1997-98	2	1	0	1	-						
1998-99	2	1	0	1	-						
1999-2000	2	0	2	0	0						

RECORD BY DECADE

DECADE	RECORD	PCT.
1970s	20-6-10	.556
1980s	15-16-0	.484
1990s	5-5-10	.250
2000s	3-6-1-2	.250
2010s	2-1-1	.500

HOME/AWAY SPLITS

LIFETIME	GP	W	L	T	OTL	GF	GA	PTS
Home	51	27	13	10	1	194	140	65
Road	52	18	21	11	2	152	157	49
TOTALS	103	45	34	21	3	346	297	114

THE LAST TIME THE BLACKHAWKS...

Last Win: Jan. 3, 2014 (5-3 at New Jersey)
 Last Home Win: Dec. 23, 2013 (5-2)
 Last Road Win: Jan. 3, 2014 (5-3)
 Last Loss: March 27, 2012 (2-1 SO at New Jersey)
 Last Home Loss: Nov. 3, 2010 (5-3)
 Last Road Loss: March 27, 2012 (2-1 SO)
 Last Tie: Dec. 21, 2003 (2-2 in Chicago)
 Last Shutout Win: Dec. 31, 1995 (5-0 in Chicago)
 Last Shutout Loss: Dec. 9, 1999 (4-0 in Chicago)

2013-14 REGULAR-SEASON SERIES RECAP

2013-14 Blackhawks record: 1-0-0 at United Center; 1-0-0 at New Jersey

DATE	TEAM	SCORING BY PERIOD					SHOTS BY PERIOD					PP	PIM	GWG	GOALIE (SAVES-SHOTS)	ATTN.
		1	2	3	OT	F	1	2	3	OT	TOT					
12/23	NJD	0	1	1	-	2	2	6	4	-	12	0-1 (0.0)	4-8		Schneider (52-57)	
	CHI	1	2	2	-	5	12	13	12	-	37	1-4 (25.0)	1-2	B. Bickell	Raanta (10-17)	22,019
01/03	CHI	0	1	4	-	5	6	11	7	-	24	0-3 (0.0)	4-8	M. Hossa	Raanta (24-27)	
	NJD	0	1	2	-	3	8	10	9	-	27	1-4 (25.0)	3-6		Brodeur (19-24)	16,592
TOTALS	TEAM	SCORING BY PERIOD					SHOTS BY PERIOD					PP	PIM		GOALIE (SAVES-SHOTS)	
		1	2	3	OT	TOT	1	2	3	OT	TOT					
	NJD	0	2	3	-	5	10	16	13	-	39	1-5 (20.0)	7-14		Brodeur (19-24), Schneider (52-57)	
	CHI	1	3	6	-	10	18	24	19	-	61	1-7 (14.3)	5-10		Raanta (34-39)	

2013-14 REGULAR-SEASON STATISTICS

BLACKHAWKS	GP	G	A	PTS	+/-	PIM	DEVILS	GP	G	A	PTS	+/-	PIM		
Patrick Sharp	2	5	0	5	6	0	Marek Zidlicky	2	2	0	2	-1	2		
Duncan Keith	2	0	4	4	5	0	Stephen Gionta	2	1	1	2	0	0		
Brent Seabrook	2	0	4	4	4	0	Andy Greene	2	1	0	1	-2	0		
Marian Hossa	2	1	2	3	5	0	Michael Ryder	2	1	0	1	-4	0		
Brandon Saad	2	1	2	3	0	0	Reid Boucher	2	0	1	1	1	0		
Jonathan Toews	2	0	3	3	7	0	Steve Bernier	2	0	1	1	-1	0		
Nick Leddy	2	1	1	2	1	0	Eric Gelinas	2	0	1	1	-2	2		
Patrick Kane	2	1	1	2	1	2	Jon Merrill	2	0	1	1	-2	0		
Bryan Bickell	2	1	0	1	-1	0	Adam Henrique	2	0	1	1	-4	0		
Kris Versteeg	2	0	1	1	-1	0	Andrei Loktionov	1	0	1	1	1	0		
Niklas Hjalmarsson	2	0	0	0	1	0	Jacob Josefson	1	0	1	1	1	0		
Ben Smith	2	0	0	0	0	0	Jaromir Jagr	2	0	0	0	0	4		
Marcus Kruger	2	0	0	0	0	4	Travis Zajac	2	0	0	0	-1	0		
Brandon Bollig	2	0	0	0	0	0	Dainius Zubrus	2	0	0	0	-1	0		
Andrew Shaw	2	0	0	0	0	0	Mark Fayne	2	0	0	0	-2	2		
Johnny Oduya	2	0	0	0	-1	0	Cam Janssen	1	0	0	0	1	0		
Michal Handzus	2	0	0	0	-2	0	Ryan Carter	1	0	0	0	0	0		
Sheldon Brookbank	1	0	0	0	0	2	Anton Volchenkov	1	0	0	0	0	2		
Michael Kostka	1	0	0	0	0	2	Mike Sislo	1	0	0	0	0	0		
							Bryce Salvador	1	0	0	0	-1	0		
							Patrik Elias	1	0	0	0	-2	0		
							Mattias Tedenby	1	0	0	0	-2	0		
							Ryane Clowe	1	0	0	0	-4	0		
GOALTENDER	GP	MIN	GA	SA	SV	AVG	W-L-OTL	GOALTENDER	GP	MIN	GA	SA	SV	AVG	W-L-OTL
Artti Raanta	2	120	5	39	34	2.50	2-0-0	Martin Brodeur	1	60	5	24	19	5.00	0-1-0
								Cory Schneider	1	60	5	37	32	5.00	0-1-0

2013-14 HIGHLIGHTS

The Blackhawks held the visiting New Jersey Devils to just 12 shots on goal and cruised to a 5-2 victory on Dec. 23, 2013. **Patrick Sharp** scored twice for Chicago, and four other players added two points each in the contest.

Patrick Sharp's second hat trick of the season—and fourth of his career—helped the Blackhawks defeat the Devils 5-3 in New Jersey on Jan. 3, 2014. **Duncan Keith** (3A), **Brent Seabrook** (2A) and **Jonathan Toews** (2A) each had multi-assist games.

LEADERSHIP

PLAYERS

2013-14

OPPONENTS

TRADITION

RECORDS

PLAYOFFS

HISTORY

MINORS

NHL

MEDIA



JACK CAPUANO



JOHN TAVARES



CLUB INFORMATION

Founded: 1972-73
 Home Arena: Nassau Veterans Memorial Coliseum (16,170)
 Front Office Address: 1255 Hempstead Turnpike, Uniondale, NY 11553
 Phone: 516-501-6700
 Fax: 516-501-6746
 Website: islanders.nhl.com
 Stanley Cups: 1980, '81, '82, '83
 Owner: Charles B. Wang
 General Manager: Garth Snow
 Head Coach: Jack Capuano
 Assistant Coach/Assistant General Manager: Doug Weight
 Assistant Coaches: Matt Bertani, Bob Corkum, Greg Cronin
 Goaltending Coach: Mike Dunham
 Director, Communications: Kimber Auerbach
 Manager, Communications: Jesse Eisenberg
 Coordinator, Communications: Greg Pickler
 2013-14 record: 34-37-11 (79 points), 8th Metropolitan
 2013-14 playoffs: DNQ

BROADCAST TEAMS

Television play-by-play: Howie Rose
 Television color analyst: Butch Goring
 Radio play-by-play: Chris King

2014-15 MEETINGS

Saturday, Dec. 13: at New York
 Tuesday, March 17: in Chicago

ALL-TIME FRANCHISE RECORDS

SEASON-BY-SEASON RECORD (SINCE 1975)

	GP	W	L	T	OTL		GP	W	L	T	OTL
1975-76	5	1	3	1	-	2000-01	1	1	0	0	0
1976-77	5	1	3	1	-	2001-02	1	1	0	0	0
1977-78	5	1	2	2	-	2002-03	2	1	1	0	0
1978-79	5	2	3	0	-	2003-04	1	0	1	0	0
1979-80	4	1	2	1	-	2004-05	-	SEASON CANCELED	-	-	-
1980-81	4	0	4	0	-	2005-06	1	0	0	0	1
1981-82	3	0	3	0	-	2006-07	1	0	1	0	0
1982-83	3	1	1	1	-	2007-08	-	DID NOT PLAY	-	-	-
1983-84	3	0	3	0	-	2008-09	1	0	1	0	0
1984-85	3	0	3	0	-	2009-10	1	0	1	0	0
1985-86	3	2	0	1	-	2010-11	1	1	0	0	0
1986-87	3	2	1	0	-	2011-12	2	2	0	0	0
1987-88	3	1	0	2	-	2012-13	-	DID NOT PLAY	-	-	-
1988-89	3	3	0	0	-	2013-14	2	1	0	0	1
1989-90	3	2	1	0	-	TOTALS	104	44	38	20	2
1990-91	3	2	1	0	-						
1991-92	3	2	0	1	-						
1992-93	2	2	0	0	-						
1993-94	2	1	0	1	-						
1994-95	-	DID NOT PLAY	-	-	-						
1995-96	2	1	0	1	-						
1996-97	2	1	1	0	-						
1997-98	2	2	0	0	-						
1998-99	2	1	0	1	-						
1999-2000	2	1	0	1	0						

HOME/AWAY SPLITS

LIFETIME	GP	W	L	T	OTL	GF	GA	PTS
Home	53	29	18	5	1	177	174	64
Road	51	15	20	15	1	151	178	46
TOTALS	104	44	38	20	2	328	352	110

THE LAST TIME THE BLACKHAWKS...

Last Win: Dec. 11, 2013 (3-2 in Chicago)
 Last Home Win: Dec. 11, 2013 (3-2)
 Last Road Win: Dec. 8, 2011 (3-2 OT)
 Last Loss: Jan. 2, 2014 (3-2 OT at New York)
 Last Home Loss: March 15, 2009 (4-2)
 Last Road Loss: Jan. 2, 2014 (3-2 OT)
 Last Tie: April 1, 2000 (2-2 at New York)
 Last Shutout Win: Jan. 9, 2011 (5-0 in Chicago)
 Last Shutout Loss: Nov. 30, 1989 (3-0 in Chicago)

RECORD BY DECADE

DECADE	RECORD	PCT.
1970s	13-15-11	.333
1980s	11-16-4	.355
1990s	13-2-5	.650
2000s	3-5-0-1	.333
2010s	4-0-1	.800

2013-14 REGULAR-SEASON SERIES RECAP

2013-14 Blackhawks record: 1-0-0 at United Center; 0-0-1 at New York

DATE	TEAM	SCORING BY PERIOD					SHOTS BY PERIOD					PP	PIM	GWG	GOALIE (SAVES-SHOTS)	ATTN.
		1	2	3	OT	F	1	2	3	OT	TOT					
10/11	NYI	2	0	0	-	2	7	6	6	-	19	0-2 (0.0)	5-10		Poulin (25-28)	
	CHI	2	1	0	-	3	13	8	7	-	28	0-4 (0.0)	3-6	M. Handzus	Khabibulin (17-19)	21,996
01/02	CHI	0	1	1	0	2	12	13	13	1	39	1-1 (000.0)	2-4		Crawford (31-34)	
	NYI	1	1	0	1	3	5	14	14	1	34	0-2 (0.0)	1-2	K. Okposo (OT)	Nabokov (37-39)	13,618
TOTALS		SCORING BY PERIOD					SHOTS BY PERIOD					PP	PIM	GOALIE (SAVES-SHOTS)		
TEAM		1	2	3	OT	TOT	1	2	3	OT	TOT					
NYI		3	1	0	1	5	12	20	20	1	53	0-4 (0.0)	6-12	Nabokov (37-39), Poulin (25-28)		
CHI		2	2	1	0	5	25	21	20	1	67	1-5 (20.0)	5-10	Crawford (31-34), Khabibulin (17-19)		

2013-14 REGULAR-SEASON STATISTICS

BLACKHAWKS	GP	G	A	PTS	+/-	PIM	ISLANDERS	GP	G	A	PTS	+/-	PIM		
Ben Smith	2	1	1	2	3	0	Kyle Okposo	2	2	1	3	3	2		
Brent Seabrook	2	1	1	2	0	0	John Tavares	2	0	2	2	3	0		
Jonathan Toews	2	1	1	2	0	0	Andrew MacDonald	2	0	2	2	1	0		
Duncan Keith	2	0	2	2	-1	0	Casey Cizikas	2	1	0	1	-1	0		
Michal Handzus	2	1	0	1	0	2	Thomas Vanek	1	1	0	1	1	0		
Joakim Nordstrom	1	1	0	1	1	0	Josh Bailey	1	1	0	1	0	0		
Nick Leddy	2	0	1	1	1	0	Michael Grabner	2	0	1	1	0	0		
Patrick Sharp	2	0	1	1	1	2	Thomas Hickey	2	0	0	0	2	0		
Niklas Hjalmarsson	2	0	1	1	-2	2	Frans Nielsen	2	0	0	0	0	0		
Kris Versteeg	1	0	1	1	0	0	Brian Strait	2	0	0	0	0	0		
Brandon Bollig	2	0	0	0	1	0	Travis Hamonic	2	0	0	0	-1	2		
Marian Hossa	2	0	0	0	0	0	Peter Regin	2	0	0	0	-1	2		
Marcus Kruger	2	0	0	0	0	0	Matt Martin	2	0	0	0	-1	0		
Andrew Shaw	2	0	0	0	0	4	Cal Clutterbuck	2	0	0	0	-1	0		
Johnny Oduya	2	0	0	0	-1	0	Colin McDonald	2	0	0	0	-1	0		
Bryan Bickell	2	0	0	0	-2	0	Matt Moulson	1	0	0	0	1	2		
Brandon Saad	2	0	0	0	-2	0	Matt Carkner	1	0	0	0	1	2		
Patrick Kane	2	0	0	0	-4	0	Matt Donovan	1	0	0	0	0	2		
Michael Kostka	1	0	0	0	1	0	Brock Nelson	1	0	0	0	0	0		
Michal Rozsival	1	0	0	0	0	0	Ryan Strome	1	0	0	0	0	0		
							Lubomir Visnovsky	1	0	0	0	0	0		
							Pierre-Marc Bouchard	1	0	0	0	-1	0		
							Calvin de Haan	1	0	0	0	-1	0		
GOALTENDER	GP	MIN	GA	SA	SV	AVG	W-L-OTL	GOALTENDER	GP	MIN	GA	SA	SV	AVG	W-L-OTL
Corey Crawford	1	61	3	34	31	2.95	0-0-1	Evgeni Nabokov	1	61	2	39	37	1.97	1-0-0
Nikolai Khabibulin	1	60	2	19	17	2.00	1-0-0	Kevin Poulin	1	59	3	28	25	3.03	0-1-0

2013-14 HIGHLIGHTS

Joakim Nordstrom scored his first NHL goal, and **Duncan Keith** collected a pair of helpers, in a 3-2 win over the Islanders at the United Center on Oct. 11, 2013. **Jonathan Toews** and **Michal Handzus** also tallied for Chicago in the victory.



ALAIN VIGNEAULT



DAN GIRARDI



CLUB INFORMATION

Founded: 1926-27
 Home Arena: Madison Square Garden (8,006)
 Front Office Address: 2 Pennsylvania Plaza, New York, NY 10021
 Phone: 212-465-6000
 Fax: 212-465-6494
 Website: rangers.nhl.com
 Stanley Cups: 1928, '33, '40, '94
 President/General Manager: Glen Sather
 Head Coach: Alain Vigneault
 Associate Coach: Scott Arniel
 Assistant Coaches: Ulf Samuelsson, Darryl Williams
 Assistant/Golftending Coach: Benoit Allaire
 Senior VP, Public Relations and Player Recruitment: John Rosasco
 Manager, Public Relations: Lindsay Ganghmer
 Coordinator, Public Relations: Michael Rappaport
 2013-14 record: 45-31-6 (96 points), 2nd Metropolitan
 2013-14 playoffs: Stanley Cup Final (def. by Los Angeles 4-1)

BROADCAST TEAMS

Television play-by-play: Sam Rosen
 Television color analyst: Joe Micheletti
 Radio play-by-play: Kenny Albert
 Radio color analyst: Dave Maloney

2014-15 MEETINGS

Sunday, March 8 in Chicago
 Wednesday, March 18 at New York

ALL-TIME FRANCHISE RECORDS

SEASON-BY-SEASON RECORD (SINCE 1975)

	GP	W	L	T	OTL		GP	W	L	T	OTL
1975-76	5	0	2	3	-	2003-04	1	0	0	1	0
1976-77	5	2	2	1	-	2004-05	-	SEASON CANCELED	-	-	-
1977-78	5	1	3	1	-	2005-06	1	1	0	0	0
1978-79	4	0	4	0	-	2006-07	1	0	1	0	0
1979-80	4	2	1	1	-	2007-08	-	DID NOT PLAY	-	-	-
1980-81	4	1	2	1	-	2008-09	2	0	1	0	1
1981-82	3	0	3	0	-	2009-10	1	1	0	0	0
1982-83	3	3	0	0	-	2010-11	1	0	1	0	0
1983-84	3	1	2	0	-	2011-12	2	2	0	0	0
1984-85	3	3	0	0	-	2012-13	-	DID NOT PLAY	-	-	-
1985-86	3	3	0	0	-	2013-14	2	0	2	0	0
1986-87	3	1	1	1	-	TOTALS	581	245	237	98	1
1987-88	3	0	2	1	-						
1988-89	3	0	2	1	-						
1989-90	3	0	1	2	-						
1990-91	3	3	0	0	-						
1991-92	3	0	3	0	-						
1992-93	2	1	1	0	-						
1993-94	2	1	1	0	-						
1994-95	-	DID NOT PLAY	-	-	-						
1995-96	2	1	0	1	-						
1996-97	2	2	0	0	-						
1997-98	2	1	1	0	-						
1998-99	2	2	0	0	-						
1999-2000	1	0	1	0	0						
2000-01	2	0	2	0	0						
2001-02	1	1	0	0	0						
2002-03	1	1	0	0	0						

RECORD BY DECADE

DECADE	RECORD	PCT.
1920s	5-15-4	.208
1930s	31-29-12	.431
1940s	45-45-16	.425
1950s	51-63-26	.364
1960s	69-35-20	.556
1970s	15-23-12	.300
1980s	12-13-6	.387
1990s	11-7-1	.579
2000s	4-4-1-1	.400
2010s	2-3-0	.400

HOME/AWAY SPLITS

LIFETIME	GP	W	L	T	OTL	GF	GA	PTS
Home	291	132	115	43	1	882	803	308
Road	290	113	122	55	0	817	854	281
TOTALS	581	245	237	98	1	1,699	1,655	589

THE LAST TIME THE BLACKHAWKS...

Last Win: March 9, 2012 (4-3 in Chicago)
 Last Home Win: March 9, 2012 (4-3)
 Last Road Win: Feb. 16, 2012 (4-2)
 Last Loss: Feb. 27, 2014 (2-1 at New York)
 Last Home Loss: Jan. 8, 2014 (3-2)
 Last Road Loss: Feb. 27, 2014 (2-1)
 Last Tie: Nov. 16, 2003 (2-2 in Chicago)
 Last Shutout Win: Oct. 22, 1997 (1-0 at New York)
 Last Shutout Loss: Jan. 25, 1969 (3-0 at New York)

2013-14 REGULAR-SEASON SERIES RECAP

2013-14 Blackhawks record: 0-1-0 at United Center; 0-1-0 at New York

DATE	TEAM	SCORING BY PERIOD					SHOTS BY PERIOD					PP	PIM	GWL	GOALIE (SAVES-SHOTS)	ATTN.
		1	2	3	OT	F	1	2	3	OT	TOT					
01/08	NYR	2	0	1	-	3	9	12	11	-	32	1-2 (50.0)	3-6	C. Hagelin	Lundqvist (35-37)	21,493
	CHI	0	2	0	-	2	15	11	11	-	37	1-3 (33.3)	2-4		Crawford (29-32)	
02/27	CHI	0	0	1	-	1	12	7	13	-	32	0-3 (0.0)	1-2		Crawford (22-24)	18,006
	NYR	1	0	1	-	2	11	11	2	-	24	0-1 (0.0)	3-6	R. Nash	Talbot (31-32)	
TOTALS		SCORING BY PERIOD					SHOTS BY PERIOD					PP	PIM		GOALIE (SAVES-SHOTS)	
	TEAM	1	2	3	OT	TOT	1	2	3	OT	TOT	PP	PIM			
	NYR	3	0	2	-	5	20	23	13	-	56	1-3 (33.3)	6-12		Lundqvist (35-37), Talbot (31-32)	
	CHI	0	2	1	-	3	27	18	24	-	69	1-6 (16.7)	3-6		Crawford (51-56)	

2013-14 REGULAR-SEASON STATISTICS


BLACKHAWKS	GP	G	A	PTS	+/–	PIM	RANGERS	GP	G	A	PTS	+/–	PIM		
Brandon Bollig	2	1	0	1	1	2	Brad Richards	2	1	1	2	1	0		
Jonathan Toews	2	1	0	1	–1	0	Carl Hagelin	2	1	1	2	0	0		
Peter Regin	1	1	0	1	1	0	Marc Staal	2	0	2	2	1	2		
Marcus Kruger	2	0	1	1	1	0	Derrick Brassard	2	1	0	1	1	2		
Ben Smith	2	0	1	1	1	0	Rick Nash	2	1	0	1	0	0		
Brent Seabrook	2	0	1	1	0	0	Mats Zuccarello	1	1	0	1	–1	0		
Patrick Sharp	2	0	1	1	–1	0	Ryan Callahan	2	0	1	1	2	2		
Duncan Keith	2	0	1	1	–1	2	Benoit Pouliot	2	0	1	1	1	2		
Brandon Saad	2	0	0	0	0	0	Derek Stepan	2	0	1	1	0	0		
Patrick Kane	2	0	0	0	0	0	J.T. Miller	1	0	1	1	1	2		
Michal Rozsival	2	0	0	0	0	2	Michael Del Zotto	1	0	1	1	0	0		
Nick Leddy	2	0	0	0	–1	0	Anton Stralman	2	0	0	0	1	0		
Niklas Hjalmarsson	2	0	0	0	–1	0	Ryan McDonagh	2	0	0	0	1	2		
Marian Hossa	2	0	0	0	–1	0	Dan Girardi	2	0	0	0	1	0		
Kris Versteeg	2	0	0	0	–1	0	Chris Kreider	2	0	0	0	1	0		
Johnny Oduya	2	0	0	0	–1	0	Brian Boyle	2	0	0	0	0	0		
Andrew Shaw	2	0	0	0	–2	0	Dominic Moore	2	0	0	0	0	0		
Bryan Bickell	2	0	0	0	–2	0	Daniel Carillo	2	0	0	0	0	0		
Michal Handzus	1	0	0	0	–1	0	John Moore	2	0	0	0	0	0		
							Kevin Klein	1	0	0	0	0	0		
GOALTENDER	GP	MIN	GA	SA	SV	AVG	W–L–OTL	GOALTENDER	GP	MIN	GA	SA	SV	AVG	W–L–OTL
Corey Crawford	2	116	5	56	51	2.59	0–2–0	Henrik Lundqvist	1	60	1	31	30	1.00	1–0–0
								Cam Talbot	1	60	2	37	35	2.00	1–0–0

2013-14 HIGHLIGHTS

In his first game with the Blackhawks since being acquired in a trade, **Peter Regin** tallied Chicago's only goal in a 2-1 loss to the Rangers in New York on Feb. 27, 2014. **Brent Seabrook** and **Ben Smith** picked up the assists on Regin's goal.



PAUL MACLEAN



ERIK KARLSSON



CLUB INFORMATION

Founded: 1992-93
 Home Arena: Canadian Tire Centre (19,153)
 Front Office Address: 1000 Palladium Drive, Ottawa, ON K2V 1A5
 Phone: 613-599-0100
 Fax: 613-559-5562
 Website: senators.nhl.com
 Stanley Cups: none
 President, Hockey Operations/General Manager: Bryan Murray
 Head Coach: Paul MacLean
 Assistant Coaches: Dave Cameron, Mark Reeds, Jason Smith
 Goaltending Coach: Rick Wamsley
 Senior Director, Communications: Brian Morris
 Manager, Communications: Chris Moore
 Coordinator, Communications: Amanda Nigh
 2013-14 record: 37-31-14 (88 points), 5th Atlantic
 2013-14 playoffs: DNQ

BROADCAST TEAMS

Television play-by-play/color analyst: TSN Regional
 Radio play-by-play: Dean Brown, Dave Schreiber
 Radio color analyst: Gord Wilson

2014-15 MEETINGS

Sunday, Oct. 26 in Chicago
 Thursday, Oct. 30 at Ottawa

ALL-TIME FRANCHISE RECORDS

SEASON-BY-SEASON RECORD

	GP	W	L	T	OTL
1992-93	2	2	0	0	-
1993-94	2	1	0	1	-
1994-95	-	DID NOT PLAY	-	-	-
1995-96	2	1	1	0	-
1996-97	2	1	1	0	-
1997-98	2	2	0	0	-
1998-99	2	0	1	1	-
1999-2000	1	0	1	0	0
2000-01	2	1	1	0	0
2001-02	1	1	0	0	0
2002-03	1	1	0	0	0
2003-04	1	0	1	0	0
2004-05	-	SEASON CANCELED	-	-	-
2005-06	-	DID NOT PLAY	-	-	-
2006-07	1	1	0	0	0

	GP	W	L	T	OTL
2007-08	1	1	0	0	0
2008-09	1	1	0	0	0
2009-10	1	0	1	0	0
2010-11	1	1	0	0	0
2011-12	1	1	0	0	0
2012-13	-	DID NOT PLAY	-	-	-
2013-14	2	1	1	0	0
TOTALS	26	16	8	2	0

RECORD BY DECADE

DECADE	RECORD	PCT.
1990s	7-4-2	.538
2000s	6-3-0-0	.667
2010s	3-1-0	.750

HOME/AWAY SPLITS

LIFETIME	GP	W	L	T	OTL	GF	GA	PTS
Home	12	8	2	2	0	32	26	18
Road	14	8	6	0	0	42	44	16
TOTALS	26	16	8	2	0	74	70	34

THE LAST TIME THE BLACKHAWKS...

Last Win: Oct. 29, 2013 (6-5 in Chicago)
 Last Home Win: Oct. 29, 2013 (6-5)
 Last Road Win: March 2, 2012 (2-1)
 Last Loss: March 28, 2014 (5-3 at Ottawa)
 Last Home Loss: March 28, 2001 (5-2)
 Last Road Loss: March 28, 2014 (5-3)
 Last Tie: Nov. 15, 1998 (2-2 in Chicago)
 Last Shutout Win: Dec. 10, 2008 (2-0 in Chicago)
 Last Shutout Loss: none

2013-14 REGULAR-SEASON SERIES RECAP

2013-14 Blackhawks record: 1-0-0 at United Center; 0-1-0 at Ottawa

DATE	TEAM	SCORING BY PERIOD					SHOTS BY PERIOD					PP	PIM	GWG	GOALIE (SAVES-SHOTS)	ATTN.
		1	2	3	OT	F	1	2	3	OT	TOT					
10/29	OTT	1	3	1	-	5	15	11	11	-	37	1-1 (100.0)	3-6		Anderson (34-40)	
	CHI	1	2	3	-	6	12	15	13	-	40	1-2 (50.0)	2-4	A. Shaw	Khabibulin (18-22), Crawford (14-15)	21,123
03/28	CHI	0	2	1	-	3	14	23	12	-	49	1-6 (16.7)	5-24		Raanta (24-29)	
	OTT	2	1	2	-	5	13	5	11	-	29	1-2 (50.0)	8-19	K. Turris	Anderson (46-49)	18,922
TOTALS		SCORING BY PERIOD					SHOTS BY PERIOD					PP	PIM		GOALIE (SAVES-SHOTS)	
TEAM	OTT	1	2	3	OT	TOT	1	2	3	OT	TOT					
		3	4	3	-	10	28	16	22	-	66	2-3 (66.7)	11-25		Anderson (80-89)	
		CHI	1	4	4	-	9	26	38	25	-	89	2-8 (25.0)	7-28	Crawford (14-15), Khabibulin (18-22), Raanta (24-29)	

2013-14 REGULAR-SEASON STATISTICS

BLACKHAWKS	GP	G	A	PTS	+/-	PIM	SENATORS	GP	G	A	PTS	+/-	PIM		
Jonathan Toews	2	3	2	5	1	0	Clarke MacArthur	2	1	4	5	2	2		
Marian Hossa	2	2	2	4	2	0	Kyle Turris	2	2	1	3	1	0		
Patrick Sharp	2	1	2	3	1	0	Milan Michalek	2	2	1	3	0	0		
Andrew Shaw	2	2	0	2	-1	17	Zack Smith	2	1	1	2	2	6		
Brent Seabrook	2	1	1	2	-1	2	Jason Spezza	2	0	2	2	-1	0		
Niklas Hjalmarsson	2	0	1	1	1	0	Mark Stone	1	0	2	2	2	0		
Johnny Oduya	2	0	1	1	1	0	Joe Corvo	1	1	0	1	0	0		
Duncan Keith	2	0	1	1	-3	0	Patrick Wiercioch	2	0	1	1	0	0		
Jeremy Morin	1	0	1	1	1	0	Erik Karlsson	2	0	1	1	0	0		
Peter Regin	1	0	1	1	0	0	Bobby Ryan	1	0	1	1	0	0		
Michael Handzus	1	0	1	1	0	0	Ales Hemsky	1	0	1	1	-1	0		
Sheldon Brookbank	2	0	0	0	1	2	Erik Condra	2	1	0	1	0	0		
Nick Leddy	2	0	0	0	0	0	Mika Zibanejad	2	1	0	1	-1	0		
Marcus Kruger	2	0	0	0	-1	0	Cody Ceci	1	1	0	1	1	0		
Brandon Bollig	2	0	0	0	-1	5	Marc Methot	2	0	0	0	1	0		
Brandon Saad	2	0	0	0	-4	0	Chris Neil	2	0	0	0	1	9		
Bryan Bickell	1	0	0	0	1	0	Jared Cowen	2	0	0	0	0	4		
Kris Versteeg	1	0	0	0	0	0	Colin Greening	2	0	0	0	-1	0		
Ben Smith	1	0	0	0	0	0	Eric Gryba	1	0	0	0	1	2		
Patrick Kane	1	0	0	0	-1	0	Cory Conacher	1	0	0	0	0	0		
Brad Mills	1	0	0	0	-1	0	Mike Hoffman	1	0	0	0	-1	0		
Brandon Pirri	1	0	0	0	-1	0	Chris Phillips	1	0	0	0	-1	0		
Matt Carey	1	0	0	0	-1	2	Derek Grant	1	0	0	0	-1	2		
GOALTENDER							GOALTENDER								
Corey Crawford	GP	MIN	GA	SA	SV	AVG	W-L-OTL	Craig Anderson	GP	MIN	GA	SA	SV	AVG	W-L-OTL
Nikolai Khabibulin	1	29	1	15	14	2.09	1-0-0		2	119	9	89	80	4.53	1-1-0
Antti Raanta	1	31	4	22	18	7.68	0-0-0								
	1	60	5	29	24	5.03	0-1-0								

2013-14 HIGHLIGHTS

Jonathan Toews' third career hat trick, part of a four-point night, capped off a back-and-forth contest with the visiting Sens that ended 6-5 for the Blackhawks on Oct. 29, 2013. **Andrew Shaw** also tallied a pair of goals, and **Marian Hossa** added three points (1G, 2A) for Chicago.

LEADERSHIP

PLAYERS

2013-14

OPPONENTS

TRADITION

RECORDS

PLAYOFFS

HISTORY

MINORS

NHL

MEDIA



CRAIG BERUBE



CLAUDE GIROUX



CLUB INFORMATION

Founded: 1967-68
 Home Arena: Wells Fargo Center (19,541)
 Front Office Address: 3601 S. Broad St., Philadelphia, PA 19148
 Phone: 215-465-4500
 Fax: 215-218-7837
 Website: flyers.nhl.com
 Stanley Cups: 1974, '75
 Chairman: Ed Snider
 General Manager: Ron Hextall
 Head Coach: Craig Berube
 Assistant Coaches: Ian Lapierre, Joe Mullen, Gord Murphy
 Goaltending Coach: Jeff Reese
 Senior Director, Communications: Zack Hill
 Director, Public Relations: Joe Silville
 Manager, Broadcasting/Media Services: Brian Smith
 2013-14 record: 42-30-10 (94 points), 3rd Metropolitan
 2013-14 playoffs: Eastern Conference First Round (def. by NY Rangers 4-3)

BROADCAST TEAMS

Television play-by-play: Jim Jackson
 Television color analysts: Bill Clement, Keith Jones, Chris Therien
 Radio play-by-play: Tim Saunders
 Radio color analyst: Steve Coates

2014-15 MEETINGS

Tuesday, Oct. 21 in Chicago
 Wednesday, March 25 at Philadelphia

ALL-TIME FRANCHISE RECORDS

SEASON-BY-SEASON RECORD (SINCE 1975)

	GP	W	L	T	OTL		GP	W	L	T	OTL
1975-76	5	1	2	2	-	2001-02	2	1	1	0	0
1976-77	5	0	3	2	-	2002-03	2	0	2	0	0
1977-78	5	2	2	1	-	2003-04	1	0	1	0	0
1978-79	4	3	1	0	-	2004-05	-	SEASON CANCELED	-	-	-
1979-80	4	0	2	2	-	2005-06	1	0	1	0	0
1980-81	4	1	1	2	-	2006-07	1	0	1	0	0
1981-82	3	1	1	1	-	2007-08	-	DID NOT PLAY	-	-	-
1982-83	3	1	1	1	-	2008-09	1	1	0	0	0
1983-84	3	0	1	2	-	2009-10	1	0	1	0	0
1984-85	3	1	2	0	-	2010-11	1	0	1	0	0
1985-86	3	0	2	1	-	2011-12	1	0	1	0	0
1986-87	3	0	2	1	-	2012-13	-	DID NOT PLAY	-	-	-
1987-88	3	3	0	0	-	2013-14	2	1	0	0	1
1988-89	3	0	3	0	-	TOTALS	130	44	55	30	1
1989-90	3	3	0	0	-						
1990-91	3	1	2	0	-						
1991-92	3	0	0	3	-						
1992-93	2	0	1	1	-						
1993-94	2	0	1	1	-						
1994-95	-	DID NOT PLAY	-	-	-						
1995-96	2	1	1	0	-						
1996-97	2	1	0	1	-						
1997-98	2	0	2	0	-						
1998-99	2	0	2	0	-						
1999-2000	1	0	1	0	0						
2000-01	1	0	1	0	0						

RECORD BY DECADE

DECADE	RECORD	PCT.
1960s	10-1-5	.625
1970s	18-21-1	.360
1980s	10-13-8	.325
1990s	3-10-6	.158
2000s	2-8-0-0	.200
2010s	1-2-1	.250

HOME/AWAY SPLITS

LIFETIME	GP	W	L	T	OTL	GF	GA	PTS
Home	64	28	17	19	0	220	182	75
Road	66	16	38	11	1	170	218	44
TOTALS	130	44	55	30	1	390	400	119

THE LAST TIME THE BLACKHAWKS...

Last Win: Dec. 11, 2013 (7-2 in Chicago)
 Last Home Win: Dec. 11, 2013 (7-2)
 Last Road Win: Nov. 9, 1996 (4-1)
 Last Loss: March 18, 2014 (3-2 OT at Philadelphia)
 Last Home Loss: Jan. 23, 2011 (4-1)
 Last Road Loss: March 18, 2014 (3-2 OT)
 Last Tie: Dec. 22, 1996 (2-2 in Chicago)
 Last Shutout Win: Jan. 18, 1976 (2-0 in Chicago)
 Last Shutout Loss: Oct. 30, 2006 (3-0 at Philadelphia)

2013-14 REGULAR-SEASON SERIES RECAP

2013-14 Blackhawks record: 1-0-0 at United Center; 0-0-1 at Philadelphia

DATE	TEAM	SCORING BY PERIOD					SHOTS BY PERIOD					PP	PIM	GWG	GOALIE (SAVES-SHOTS)	ATTN.
		1	2	3	OT	F	1	2	3	OT	TOT					
12/11	PHI	1	1	0	-	2	10	7	13	-	30	2-5 (40.0)	10-39		Emery (12-18), Mason (4-5)	
	CHI	0	5	2	-	7	6	11	6	-	23	2-7 (28.6)	8-35	M. Handzus	Raanta (28-30)	21,144
03/18	CHI	2	0	0	0	2	7	11	5	2	25	0-3 (0.0)	8-22		Raanta (34-37)	
	PHI	2	0	0	1	3	14	6	14	3	37	0-5 (0.0)	6-18	C. Giroux (OT)	Emery (23-25)	19,932
TOTALS		SCORING BY PERIOD					SHOTS BY PERIOD					PP	PIM		GOALIE (SAVES-SHOTS)	
		1	2	3	OT	TOT	1	2	3	OT	TOT					
	PHI	3	1	0	1	5	24	13	27	3	67	2-10 (20.0)	16-57		Emery (35-43), Mason (4-5)	
	CHI	2	5	2	0	9	13	22	11	2	45	2-10 (20.0)	16-57		Raanta (62-67)	

2013-14 REGULAR-SEASON STATISTICS

BLACKHAWKS	GP	G	A	PTS	+/-	PIM	FLYERS	GP	G	A	PTS	+/-	PIM		
Patrick Sharp	2	1	3	4	-1	0	Claude Giroux	2	1	2	3	0	0		
Marian Hossa	2	0	4	4	3	2	Scott Hartnell	2	2	0	2	-1	4		
Michael Handzus	2	1	2	3	3	0	Mark Streit	2	0	2	2	-1	0		
Andrew Shaw	2	2	0	2	0	2	Jakub Voracek	2	1	0	1	-2	0		
Duncan Keith	2	2	0	2	3	0	Steve Downie	2	1	0	1	-2	0		
Kris Versteeg	2	1	1	2	2	0	Braydon Coburn	2	0	1	1	0	10		
Jonathan Toews	2	1	1	2	2	0	Kimmo Timonen	2	0	1	1	0	2		
Patrick Kane	2	0	2	2	0	0	Brayden Schenn	2	0	1	1	-1	0		
Brent Seabrook	2	1	0	1	3	0	Matt Read	2	0	1	1	-2	0		
Johnny Oduya	2	0	1	1	2	0	Adam Hall	2	0	0	0	0	0		
Brandon Bollig	2	0	1	1	1	14	Michael Raffl	2	0	0	0	-1	2		
Marcus Kruger	2	0	1	1	0	4	Zac Rinaldo	2	0	0	0	-1	7		
Brandon Saad	1	0	1	1	1	2	Sean Couturier	2	0	0	0	-2	0		
Niklas Hjalmarsson	2	0	0	0	3	0	Wayne Simmonds	2	0	0	0	-2	12		
Ben Smith	2	0	0	0	1	0	Luke Schenn	2	0	0	0	-2	2		
Nick Leddy	2	0	0	0	-1	0	Nicklas Grossmann	2	0	0	0	-3	2		
Sheldon Brookbank	2	0	0	0	-2	10	Jay Rosehill	1	0	0	0	0	12		
Peter Regin	1	0	0	0	0	0	Vincent Lecavalier	1	0	0	0	0	0		
Jeremy Morin	1	0	0	0	0	14	Andrew MacDonald	1	0	0	0	0	2		
Bryan Bickell	1	0	0	0	0	7	Andrej Meszaros	1	0	0	0	-1	2		
GOALTENDER	GP	MIN	GA	SA	SV	AVG	W-L-OTL	GOALTENDER	GP	MIN	GA	SA	SV	AVG	W-L-OTL
Antti Raanta	2	125	5	67	62	2.41	1-0-1	Ray Emery	2	106	8	43	35	4.55	1-1-0
	1	19	1	11	10	3.58	0-0-0	Steve Mason	1	19	1	5	4	3.17	0-0-0

2013-14 HIGHLIGHTS

A total of 16 players got on the scoresheet as the Blackhawks defeated the Flyers 7-2 at the United Center on Dec. 11, 2013. Chicago was paced by three-point efforts from **Patrick Sharp** (1G, 2A) and **Marian Hossa** (3A), while **Patrick Kane** picked up a pair of helpers, including his 300th NHL assist. With the result, the Blackhawks netted six or more goals in three straight games for the first time since 1993.



MIKE JOHNSTON



SIDNEY CROSBY



CLUB INFORMATION

Founded: 1967-68
 Home Arena: CONSOL Energy Center (10,387)
 Front Office Address: 1001 Fifth Ave., Pittsburgh, PA 15219
 Phone: 412-642-1300
 Fax: 412-255-1988
 Website: penguins.nhl.com
 Stanley Cups: 1991, '92, 2009
 Executive VP/General Manager: Jim Rutherford
 Head Coach: Mike Johnston
 Assistant Coaches: Gary Agnew, Rick Tocchet
 Goaltending Coach: Mike Bales
 Senior Director, Communications: Jennifer Bulano
 Manager, Communications: Jason Seidling
 2013-14 record: 51-24-7 (109 points), 1st Metropolitan
 2013-14 playoffs: Eastern Conference Second Round (def. by NY Rangers 4-3)

BROADCAST TEAMS

Television play-by-play: Paul Steigenwald
 Television color analyst: Bob Errey
 Radio play-by-play: Mike Lange
 Radio color analyst: Phil Bourque

2014-15 MEETINGS

Wednesday, Jan. 21 at Pittsburgh
 Sunday, Feb. 15 in Chicago

ALL-TIME FRANCHISE RECORDS

SEASON-BY-SEASON RECORD (SINCE 1975)

	GP	W	L	T	OTL		GP	W	L	T	OTL
1975-76	4	2	1	1	-	2001-02	1	1	0	0	0
1976-77	4	2	2	0	-	2002-03	2	0	1	1	0
1977-78	4	1	2	1	-	2003-04	2	0	2	0	0
1978-79	4	0	2	2	-	2004-05	- SEASON CANCELED				
1979-80	4	2	0	2	-	2005-06	1	1	0	0	0
1980-81	4	3	1	0	-	2006-07	1	0	0	0	1
1981-82	3	1	0	2	-	2007-08	- DID NOT PLAY -				
1982-83	3	3	0	0	-	2008-09	1	0	0	0	1
1983-84	3	1	1	1	-	2009-10	1	1	0	0	0
1984-85	3	2	1	0	-	2010-11	1	1	0	0	0
1985-86	3	1	1	1	-	2011-12	1	0	1	0	0
1986-87	3	1	2	0	-	2012-13	- DID NOT PLAY -				
1987-88	3	1	2	0	-	2013-14	2	1	1	0	0
1988-89	3	0	3	0	-	TOTALS	127	66	42	17	2
1989-90	3	3	0	0	-						
1990-91	3	3	0	0	-						
1991-92	2	0	1	1	-						
1992-93	2	1	1	0	-						
1993-94	2	1	1	0	-						
1994-95	- DID NOT PLAY -										
1995-96	2	1	1	0	-	1960s	12-3-1				.750
1996-97	2	2	0	0	-	1970s	24-15-8				.511
1997-98	2	1	0	1	-	1980s	16-11-4				.516
1998-99	1	0	1	0	-	1990s	9-6-3				.500
1999-2000	2	0	1	1	0	2000s	3-5+1-2				.273
2000-01	2	0	2	0	0	2010s	2-2-0				

RECORD BY DECADE		
DECADE	RECORD	PCT.
1960s	12-3-1	.750
1970s	24-15-8	.511
1980s	16-11-4	.516
1990s	9-6-3	.500
2000s	3-5+1-2	.273
2010s	2-2-0	

HOME/AWAY SPLITS

LIFETIME	GP	W	L	T	OTL	GF	GA	PTS
Home	64	43	11	10	1	251	166	95
Road	63	24	31	7	1	199	223	56
TOTALS	127	66	42	17	2	450	389	151

THE LAST TIME THE BLACKHAWKS...

Last Win: March 1, 2014 (5-1 in Chicago)
 Last Home Win: March 1, 2014 (5-1)
 Last Road Win: Dec. 5, 2009 (2-1 OT)
 Last Loss: March 30, 2014 (4-1 at Pittsburgh)
 Last Home Loss: Feb. 27, 2009 (5-4 OT)
 Last Road Loss: March 30, 2014 (4-1)
 Last Tie: March 23, 2005 (1-1 in Chicago)
 Last Shutout Win: Jan. 6, 2002 (2-0 in Chicago)
 Last Shutout Loss: Dec. 29, 2003 (1-0 at Pittsburgh)

RECORD BY DECADE

DECADE	RECORD	PCT.
1960s	12-3-1	.750
1970s	24-15-8	.511
1980s	16-11-4	.516
1990s	9-6-3	.500
2000s	3-5-1-2	.273
2010s	2-2-0	.500

2013-14 REGULAR-SEASON SERIES RECAP

2013-14 Blackhawks record: 1-0-0 at Soldier Field (Chicago); 0-1-0 at Pittsburgh

DATE	TEAM	SCORING BY PERIOD					SHOTS BY PERIOD					PP	PIM	GWG	GOALIE (SAVES-SHOTS)	ATTN.
		1	2	3	OT	F	1	2	3	OT	TOT					
03/01	PIT	0	0	1	-	1	5	13	14	-	32	0-6 (0.0)	4-8		Fleury (35-40)	
	CHI	1	2	2	-	5	14	17	9	-	40	0-3 (0.0)	6-12	J. Toews	Crawford (31-32)	62,921
03/30	CHI	0	1	0	-	1	6	11	9	-	26	0-1 (0.0)	2-4		Crawford (23-26)	
	PIT	2	0	2	-	4	8	11	8	-	27	0-2 (0.0)	1-2	L. Stempniak	Fleury (25-26)	18,655
TOTALS		SCORING BY PERIOD					SHOTS BY PERIOD					PP	PIM		GOALIE (SAVES-SHOTS)	
	TEAM	1	2	3	OT	TOT	1	2	3	OT	TOT					
	PIT	2	0	3	-	5	13	24	22	-	59	0-8 (0.0)	5-10		Fleury (60-66)	
	CHI	1	3	2	-	6	20	28	18	-	66	0-4 (0.0)	8-16		Crawford (54-58)	

2013-14 REGULAR-SEASON STATISTICS

BLACKHAWKS	GP	G	A	PTS	+/-	PIM	PENGUINS	GP	G	A	PTS	+/-	PIM		
Jonathan Toews	2	2	1	3	2	0	James Neal	2	2	0	2	3	0		
Patrick Sharp	2	1	2	3	1	2	Sidney Crosby	2	2	0	2	1	0		
Nick Leddy	2	0	2	2	4	0	Chris Kunitz	2	0	2	2	0	2		
Kris Versteeg	2	1	0	1	1	0	Lee Stempniak	1	1	0	1	2	0		
Sheldon Brookbank	1	1	0	1	1	0	Matt Niskanen	2	0	1	1	3	0		
Bryan Bickell	1	1	0	1	0	0	Olli Maatta	2	0	1	1	2	0		
Brandon Saad	2	0	1	1	2	0	Jussi Jokinen	2	0	1	1	1	0		
Michal Handzus	2	0	1	1	0	0	Robert Bortuzzo	2	0	1	1	-1	0		
Michal Rozsival	1	0	1	1	3	2	Beau Bennett	1	0	1	1	2	0		
Patrick Kane	1	0	1	1	0	0	Brandon Sutter	2	0	0	0	-1	0		
Marcus Kruger	2	0	0	0	0	2	Brian Gibbons	2	0	0	0	-1	0		
Brandon Bollig	2	0	0	0	0	0	Deryk Engelland	2	0	0	0	-1	2		
Johnny Oduya	2	0	0	0	-1	4	Craig Adams	2	0	0	0	-2	0		
Marian Hossa	2	0	0	0	-1	2	Brooks Orpik	2	0	0	0	-2	0		
Ben Smith	2	0	0	0	-1	0	Rob Scuderi	2	0	0	0	-3	0		
Niklas Hjalmarsson	2	0	0	0	-1	0	Taylor Pyatt	2	0	0	0	-3	0		
Andrew Shaw	2	0	0	0	-2	0	Tanner Glass	2	0	0	0	-3	2		
Duncan Keith	2	0	0	0	-2	4	Evgeni Malkin	1	0	0	0	1	0		
Brent Seabrook	2	0	0	0	-2	0	Jayson Megna	1	0	0	0	0	0		
Peter Regin	1	0	0	0	0	0	Simon Despres	1	0	0	0	-1	4		
Tuovo Teravainen	1	0	0	0	0	0	Joe Vitale	1	0	0	0	-2	0		
GOALTENDER	GP	MIN	GA	SA	SV	AVG	W-L-OTL	GOALTENDER	GP	MIN	GA	SA	SV	AVG	W-L-OTL
Corey Crawford	2	119	4	58	54	2.01	1-1-0	Marc-Andre Fleury	2	120	6	66	60	3.00	1-1-0

2013-14 HIGHLIGHTS

Jonathan Toews led Chicago to a 5-1 win over the Penguins at the Stadium Series outdoor game at Soldier Field on March 1, 2014. In the swirling snow, the Blackhawks got goals from **Patrick Sharp**, Toews (2), **Kris Versteeg** and **Bryan Bickell**; Versteeg became the first NHL player to score at the United Center, Wrigley Field and Soldier Field.

LEADERSHIP

PLAYERS

2013-14

OPPONENTS

TRADITION

RECORDS

PLAYOFFS

HISTORY

MINORS

NHL

MEDIA



TODD MCLELLAN



JOE THORNTON



CLUB INFORMATION

Founded: 1991-92
 Home Arena: SAP Center at San Jose (17,562)
 Address: 525 W. Santa Clara St., San Jose, CA 95113
 Phone: 408-287-7070
 Fax: 408-999-5797
 Website: sharks.nhl.com
 Stanley Cups: none
 General Manager: Doug Wilson
 Head Coach: Todd McLellan
 Associate Coach/Director, Player Development: Larry Robinson
 Assistant Coaches: Jim Johnson, Jay Woodcroft
 Goaltending Development Coach: Corey Schwab
 Director, Media Relations: Scott Emmert
 Manager, Media Relations: Ben Guerrero
 Coordinator, Media Relations: Jason Plank
 2013-14 record: 51-22-9 (111 points), 2nd Pacific
 2013-14 playoffs: Western Conference First Round (def. by Los Angeles 4-3)

BROADCAST TEAMS

Television play-by-play: Randy Hahn
 Television color analyst: Jamie Baker
 Radio play-by-play: Dan Rusanowsky
 Radio color analyst: Bret Hedican

2014-15 MEETINGS

Sunday, Nov. 9 in Chicago
 Saturday, Jan. 31 at San Jose
 Saturday, March 14 at San Jose

ALL-TIME FRANCHISE RECORDS

SEASON-BY-SEASON RECORD

	GP	W	L	T	OTL		GP	W	L	T	OTL
1991-92	3	2	1	0	-	2007-08	4	0	3	0	1
1992-93	3	2	0	1	-	2008-09	4	2	1	0	1
1993-94	5	2	3	0	-	2009-10	4	3	1	0	0
1994-95	4	2	2	0	-	2010-11	4	1	2	0	1
1995-96	4	3	1	0	-	2011-12	4	2	2	0	0
1996-97	4	2	2	0	-	2012-13	3	3	0	0	0
1997-98	4	2	2	0	-	2013-14	3	1	0	0	2
1998-99	4	1	2	1	-	TOTALS	85	36	36	5	8
1999-2000	4	2	2	0	0						
2000-01	4	0	2	0	2						
2001-02	4	2	1	1	0						
2002-03	4	2	1	1	0						
2003-04	4	1	2	1	0						
2004-05	- SEASON CANCELED -						1990s	18-15-2-0			.514
2005-06	4	1	2	0	1	2000s	11-17-3-5				.306
2006-07	4	0	4	0	0	2010s	7-4-3				.500

RECORD BY DECADE

DECADE	RECORD	PCT.
1990s	18-15-2-0	.514
2000s	11-17-3-5	.306
2010s	7-4-3	.500

HOME/AWAY SPLITS

LIFETIME	GP	W	L	T	OTL	GF	GA	PTS
Home	45	22	16	2	3	137	131	49
Road	42	14	20	3	5	210	122	36
TOTALS	85	36	36	5	8	347	253	85

THE LAST TIME THE BLACKHAWKS...

Last Win: Nov. 17, 2013 (5-1 in Chicago)
 Last Home Win: Nov. 17, 2013 (5-1)
 Last Road Win: Feb. 5, 2013 (5-3)
 Last Loss: Feb. 1, 2014 (2-1 SO at San Jose)
 Last Home Loss: Jan. 5, 2014 (3-2 SO)
 Last Road Loss: Feb. 1, 2014 (2-1 SO)
 Last Tie: Oct. 23, 2003 (3-3 at San Jose)
 Last Shutout Win: March 6, 1999 (4-0 at San Jose)
 Last Shutout Loss: Nov. 23, 2011 (1-0 at San Jose)

2013-14 REGULAR-SEASON SERIES RECAP

2013-14 Blackhawks record: 1-0-1 at United Center; 0-0-1 at San Jose

DATE	TEAM	SCORING BY PERIOD					SHOTS BY PERIOD					PP	PIM	GWG	GOALIE (SAVES-SHOTS)	ATTN.
		1	2	3	OT	F	1	2	3	OT	TOT					
11/17	SJS	0	1	0	-	1	9	5	10	-	24	0-2 (0.0)	1-2		Niemi (22-27)	
	CHI	1	1	3	-	5	9	8	10	-	27	0-1 (0.0)	2-4	P. Sharp	Crawford (23-24)	21,434
01/05	SJS	1	0	1	0	3	9	15	15	3	42	0-1 (0.0)	0-0	L. Couture (50)	Stalock (33-35)	
	CHI	0	0	2	-	2	11	12	9	3	35	0-0 (0.0)	1-2		Crawford (40-42)	21,599
02/01	CHI	0	0	1	0	1	8	13	8	1	30	1-4 (25.0)	4-8		Crawford (38-39)	
	SJS	0	0	1	0	2	11	11	14	3	39	0-4 (0.0)	4-8	P. Marleau (50)	Niemi (29-30)	12,562
TOTALS		SCORING BY PERIOD					SHOTS BY PERIOD					PP	PIM	GOALIE (SAVES-SHOTS)		
		1	2	3	OT	TOT	1	2	3	OT	TOT					
		1	1	2	0	4	29	31	39	6	105	0-7 (0.0)	5-10	Niemi (51-57), Stalock (33-35)		
		1	1	6	0	8	28	33	27	4	92	1-5 (20.0)	7-14	Crawford (101-105)		

2013-14 REGULAR-SEASON STATISTICS

BLACKHAWKS	GP	G	A	PTS	+/-	PIM	SHARKS	GP	G	A	PTS	+/-	PIM		
Patrick Sharp	3	2	2	4	2	2	Joe Pavelski	3	2	0	2	0	0		
Kris Versteeg	3	1	2	3	0	0	Brent Burns	2	1	0	1	0	0		
Brandon Saad	3	1	2	3	3	0	Jason Demers	2	1	0	1	-2	0		
Jonathan Toews	3	1	1	2	1	0	Matt Nieto	3	0	1	1	1	0		
Brandon Pirri	2	1	1	2	0	0	Marc-Edouard Vlasic	3	0	1	1	0	0		
Marcus Kruger	3	0	2	2	2	0	Justin Braun	3	0	1	1	-1	2		
Niklas Hjalmarsson	3	1	0	1	2	2	Joe Thornton	3	0	1	1	-2	0		
Michal Rozsival	3	1	0	1	0	0	Logan Couture	2	0	1	1	0	0		
Ben Smith	3	0	1	1	1	0	Scott Hannan	2	0	1	1	-1	0		
Patrick Kane	3	0	1	1	-1	2	Tyler Kennedy	1	0	1	1	0	0		
Marian Hossa	2	0	1	1	0	0	Patrick Marleau	3	0	0	0	1	2		
Johnny Oduya	3	0	0	0	1	0	Brad Stuart	3	0	0	0	0	2		
Duncan Keith	3	0	0	0	1	0	Dan Boyle	3	0	0	0	0	0		
Brent Seabrook	3	0	0	0	1	0	Andrew Desjardins	3	0	0	0	0	2		
Nick Leddy	3	0	0	0	0	0	James Sheppard	3	0	0	0	-1	0		
Brandon Bollig	3	0	0	0	0	4	Martin Havlat	2	0	0	0	0	0		
Andrew Shaw	3	0	0	0	-1	0	Eriq Hayes	2	0	0	0	0	0		
Michal Handzus	2	0	0	0	0	0	Bracken Kearns	2	0	0	0	0	0		
Bryan Bickell	2	0	0	0	-1	0	Matt Irwin	2	0	0	0	0	0		
Sheldon Brookbank	1	0	0	0	0	0	John McCarthy	2	0	0	0	-1	0		
							Mike Brown	2	0	0	0	-1	2		
							Tommy Wingels	2	0	0	0	-2	0		
							Tomas Hertl	1	0	0	0	-2	0		
GOALTENDER							GOALTENDER								
Corey Crawford	GP	MIN	GA	SA	SV	AVG	W-L-OTL	Antti Niemi	GP	MIN	GA	SA	SV	AVG	W-L-OTL
	3	190	4	105	101	1.27	1-0-2		3	178	10	101	91	3.36	0-3-0

2013-14 HIGHLIGHTS

Kris Versteeg scored his first goal for the Blackhawks since returning to the team in a trade, helping Chicago notch a 5-1 win over the Sharks at the United Center on Nov. 17, 2013. **Patrick Sharp** tallied twice in the win, including converting his first NHL penalty shot in the third period.

LEADERSHIP

PLAYERS

2013-14

OPPONENTS

TRADITION

RECORDS

PLAYOFFS

HISTORY

MINORS

NHL

MEDIA



KEN HITCHCOCK



DAVID BACKES



CLUB INFORMATION

Founded: 1967-68
 Home Arena: Scottrade Center (19,150)
 Address: 1401 Clark Ave., St. Louis, MO 63103
 Phone: 314-622-2500
 Fax: 314-622-2533
 Website: blues.nhl.com
 Stanley Cups: none
 President, Hockey Operations/General Manager: Doug Armstrong
 Head Coach: Ken Hitchcock
 Associate Coach: Brad Shaw
 Assistant Coaches: Ray Bennett, Kirk Muller
 Goaltending Coach: Jim Corsi
 Senior Director, Media Relations/Team Services: Rich Jankowski
 Assistant Director, Media Relations: Dan O'Neill
 2013-14 record: 52-22-8 (112 points), 2nd Central
 2013-14 playoffs: Western Conference First Round (def. by Chicago 4-2)

BROADCAST TEAMS

Television play-by-play: John Kelly
 Television color analyst: Bernie Federko, Darren Pang
 Radio play-by-play: Chris Kerber
 Radio color analyst: Kelly Chase

2014-15 MEETINGS

Saturday, Oct. 25 at St. Louis
 Wednesday, Dec. 3 in Chicago
 Sunday, Feb. 8 at St. Louis
 Sunday, April 5 in Chicago
 Thursday, April 9 at St. Louis

ALL-TIME FRANCHISE RECORDS

SEASON-BY-SEASON RECORD (SINCE 1935)

	GP	W	L	T	OTL		GP	W	L	T	OTL
1975-76	6	3	2	1	-	2001-02	5	3	1	1	0
1976-77	6	2	4	0	-	2002-03	5	2	1	2	0
1977-78	6	3	1	2	-	2003-04	6	3	2	0	1
1978-79	8	5	2	1	-	2004-05	-	SEASON CANCELED	-	-	-
1979-80	4	1	2	1	-	2005-06	8	5	2	0	1
1980-81	4	1	2	1	-	2006-07	8	5	3	0	0
1981-82	7	2	4	1	-	2007-08	8	5	3	0	0
1982-83	8	6	2	0	-	2008-09	6	2	2	0	2
1983-84	8	4	3	1	-	2009-10	6	4	2	0	0
1984-85	8	3	4	1	-	2010-11	6	4	2	0	0
1985-86	8	5	3	0	-	2011-12	6	4	2	0	0
1986-87	8	1	3	4	-	2012-13	5	3	1	0	1
1987-88	8	3	4	1	-	2013-14	5	2	1	0	2
1988-89	8	1	6	1	-	TOTALS	291	140	109	35	7
1989-90	8	2	5	1	-						
1990-91	8	5	2	1	-						
1991-92	8	4	3	1	-						
1992-93	7	3	3	1	-						
1993-94	6	2	4	0	-						
1994-95	4	1	1	2	-						
1995-96	5	2	2	1	-						
1996-97	6	3	2	1	-						
1997-98	6	3	3	0	-						
1998-99	6	2	4	0	-						
1999-2000	6	3	2	1	0						
2000-01	5	1	4	0	0						

RECORD BY DECADE

DECADE	RECORD	PCT.
1960s	9-4-3	.563
1970s	32-17-10	.542
1980s	28-36-11	.373
1990s	28-26-8	.451
2000s	30-20-3-4	.526
2010s	15-6-3	.591

HOME/AWAY SPLITS

LIFETIME	GP	W	L	T	OTL	GF	GA	PTS
Home	147	86	40	18	3	532	413	193
Road	144	54	69	17	4	433	477	129
TOTALS	291	140	109	35	7	965	885	322

THE LAST TIME THE BLACKHAWKS...

Last Win: April 6, 2014 (4-2 in Chicago)
 Last Home Win: April 6, 2014 (4-2)
 Last Road Win: April 14, 2013 (2-0)
 Last Loss: Dec. 28, 2013 (6-5 SO at St. Louis)
 Last Home Loss: Oct. 17, 2013 (3-2 SO)
 Last Road Loss: Dec. 28, 2013 (6-5 SO)
 Last Tie: April 4, 2013 (2-2 in Chicago)
 Last Shutout Win: March 19, 2014 (4-0 in Chicago)
 Last Shutout Loss: Nov. 8, 2011 (3-0 at St. Louis)

2013-14 REGULAR-SEASON SERIES RECAP

2013-14 Blackhawks record: 2-0-1 at United Center; 0-1-1 at St. Louis

DATE	TEAM	SCORING BY PERIOD					SHOTS BY PERIOD					PP	PIM	GWG	GOALIE (SAVES-SHOTS)	ATTN.
		1	2	3	OT	F	1	2	3	OT	TOT					
10/09	CHI	1	1	0	-	2	12	9	7	-	28	2-2 (100.0)	5-13		Crawford (31-34)	16,565
	STL	1	1	1	-	3	13	14	7	-	34	1-2 (50.0)	5-13	A. Steen	Halak (26-28)	
10/17	STL	1	1	0	0	3	8	9	10	1	28	1-3 (33.3)	6-15	T. Oshie (50)	Halak (27-29)	21,669
	CHI	1	1	0	0	2	13	5	8	3	29	0-4 (0.0)	6-23		Crawford (26-28)	
12/28	CHI	3	1	1	0	5	13	9	6	4	32	1-1 (100.0)	4-8		Raanta (20-25)	20,082
	STL	1	2	2	0	6	6	12	6	1	25	1-4 (25.0)	1-2	K. Shattenkirk (50)	Halak (10-13), Elliott (17-19)	
03/19	STL	0	0	0	-	0	8	6	9	-	23	0-3 (0.0)	3-6		Miller (23-27), Elliott (3-3)	21,640
	CHI	1	1	2	-	4	11	11	8	-	30	2-3 (66.7)	3-6	D. Keith	Crawford (23-23)	
04/06	STL	1	0	1	-	2	3	8	12	-	23	1-3 (33.3)	6-15		Elliott (31-34)	22,184
	CHI	0	2	2	-	4	11	12	12	-	35	0-4 (0.0)	5-13	M. Kruger	Crawford (21-23)	
TOTALS		SCORING BY PERIOD					SHOTS BY PERIOD					PP	PIM	GOALIE (SAVES-SHOTS)		
TEAM		1	2	3	OT	TOT	1	2	3	OT	TOT					
STL		4	4	4	0	12	38	49	44	2	133	4-16 (25.0)	21-51	Elliott (51-56), Halak (63-70), Miller (23-27)		
CHI		6	6	5	0	17	60	46	41	7	154	5-14 (35.7)	23-63	Crawford (101-108) Raanta (20-25)		

2013-14 REGULAR-SEASON STATISTICS

BLACKHAWKS	GP	G	A	PTS	+/-	PIM	BLUES	GP	G	A	PTS	+/-	PIM		
Patrick Sharp	5	2	4	6	3	4	Jay Bouwmeester	5	0	5	5	0	0		
Patrick Kane	4	2	4	6	0	0	Alex Pietrangelo	5	0	5	5	-1	0		
Jonathan Toews	4	1	3	4	4	4	Vladimir Tarasenko	3	2	2	4	2	2		
Marcus Kruger	5	2	1	3	1	0	David Backes	5	2	1	3	-1	2		
Andrew Shaw	5	2	1	3	1	8	Patrik Berglund	5	1	2	3	-1	0		
Ben Smith	3	2	1	3	0	0	Jaden Schwartz	5	2	0	2	-1	2		
Marian Hossa	5	1	2	3	0	0	Alexander Steen	3	2	0	2	1	0		
Duncan Keith	5	1	2	3	-1	2	T.J. Oshie	5	0	2	2	-3	0		
Jeremy Morin	1	1	1	2	2	0	Ian Cole	2	0	2	2	0	4		
Niklas Hjalmarsson	5	0	2	2	4	2	Vladimir Sobotka	4	1	0	1	0	4		
Nick Leddy	5	0	2	2	2	0	Maxim Lapierre	4	1	0	1	-1	2		
Kris Versteeg	3	0	2	2	1	0	Dmitrij Jaskin	2	1	0	1	-1	2		
Brent Seabrook	5	1	0	1	-1	2	Brenden Morrow	5	0	1	1	-1	2		
Brandon Saad	3	1	0	1	-1	0	Kevin Shattenkirk	5	0	1	1	-4	0		
Brandon Pirri	1	1	0	1	1	0	Carlo Colaiacovo	2	0	1	1	0	2		
Bryan Bickell	5	0	1	1	-1	4	Chris Porter	2	0	1	1	-1	0		
Joakim Nordstrom	3	0	1	1	1	0	Barret Jackman	5	0	0	0	-3	6		
Peter Regin	2	0	1	1	2	0	Roman Polak	4	0	0	0	0	9		
Sheldon Brookbank	5	0	0	0	3	5	Ryan Reaves	4	0	0	0	0	7		
Brandon Bollig	5	0	0	0	1	22	Derek Roy	4	0	0	0	-1	2		
Michal Handzus	5	0	0	0	-3	6	Magnus Paajarvi	3	0	0	0	0	0		
Johnny Oduya	4	0	0	0	1	4	Chris Stewart	3	0	0	0	0	5		
Jimmy Hayes	1	0	0	0	0	0	Jordan Leopold	2	0	0	0	0	0		
Michal Rozsival	1	0	0	0	0	0	Steve Ott	2	0	0	0	-5	0		
							Adam Cracknell	1	0	0	0	0	0		
GOALTENDER	GP	MIN	GA	SA	SV	AVG	W-L-OTL	GOALTENDER	GP	MIN	GA	SA	SV	AVG	W-L-OTL
Corey Crawford	4	245	7	108	101	1.72	2-1-1	Brian Elliott	3	116	5	56	51	2.59	1-1-0
Antti Raanta	1	65	5	25	20	4.62	0-0-1	Jaroslav Halak	3	145	7	70	63	2.90	2-0-0
								Ryan Miller	1	48	4	27	23	5.00	0-1-0

2013-14 HIGHLIGHTS

Head Coach **Joel Quenneville** claimed his 700th NHL victory with a 4-0 win over the Blues at the United Center on March 19, 2014. Four different Blackhawks netted goals, **Corey Crawford** made 23 saves to record his second shutout of the season, and Michal Handzus was honored for his 1,000th NHL game in a pregame ceremony.

Jeremy Morin netted a goal and an assist to lead the Blackhawks to a 4-2 victory over St. Louis on April 6, 2014. **Patrick Sharp**, **Marcus Kruger** and **Ben Smith** tallied Chicago's other goals, and **Corey Crawford** made 21 saves on 23 shots for the win.



JON COOPER



STEVEN STAMKOS



CLUB INFORMATION

Founded: 1992-93
 Home Arena: Amalie Arena (19,204)
 Address: 401 Channelside Drive, Tampa, FL 33602
 Phone: 813-301-6500
 Fax: 813-301-1480
 Website: lightning.nhl.com
 Stanley Cups: 2004
 Vice President/General Manager: Steve Yzerman
 Head Coach: Jon Cooper
 Associate Coach: Rick Bowness
 Assistant Coaches: George Gwozdecky, Steve Thomas
 Goaltending Coach: Frantz Jean
 Director, Media Relations: Brian Breseman
 Coordinator, Public Relations: Trevor van Knotsburg
 2013-14 record: 46-27-9 (101 points), 2nd Atlantic
 2013-14 playoffs: Eastern Conference First Round (def. by Montreal 4-0)

BROADCAST TEAMS

Television play-by-play: Rick Peckham
 Television color analyst: Bobby "The Chief" Taylor
 Radio play-by-play: David Mishkin
 Radio color analyst: Phil Esposito

2014-15 MEETINGS

Tuesday, Nov. 11 in Chicago
 Friday, Feb. 27 at Tampa Bay

ALL-TIME FRANCHISE RECORDS

SEASON-BY-SEASON RECORD

	GP	W	L	T	OTL
1992-93	7	4	1	2	-
1993-94	2	1	1	0	-
1994-95	- DID NOT PLAY -				
1995-96	2	0	2	0	-
1996-97	2	0	1	1	-
1997-98	2	0	2	0	-
1998-99	2	1	0	1	-
1999-2000	2	2	0	0	0
2000-01	1	1	0	0	0
2001-02	2	1	0	1	0
2002-03	2	2	0	0	0
2003-04	1	0	1	0	0
2004-05	- SEASON CANCELED -				
2005-06	1	0	0	0	1
2006-07	- DID NOT PLAY -				

	GP	W	L	T	OTL
2007-08	1	1	0	0	0
2008-09	1	1	0	0	0
2009-10	1	1	0	0	0
2010-11	2	0	1	0	1
2011-12	1	0	0	0	1
2012-13	- DID NOT PLAY -				
2013-14	2	0	0	0	2
TOTALS	34	15	9	5	5

RECORD BY DECADE

DECADE	RECORD	PCT.
1990s	8-7-4	.421
2000s	7-1-1	.700
2010s	0-1-4	.000

HOME/AWAY SPLITS

LIFETIME	GP	W	L	T	OTL	GF	GA	PTS
Home	18	10	5	2	1	56	40	23
Road	16	5	4	3	4	47	46	17
TOTALS	34	15	9	5	5	103	86	40

THE LAST TIME THE BLACKHAWKS...

Last Win: Dec. 13, 2009 (4-0 in Chicago)
 Last Home Win: Dec. 13, 2009 (4-0)
 Last Road Win: Feb. 17, 2009 (5-3)
 Last Loss: Oct. 24, 2013 (6-5 OT at Tampa Bay)
 Last Home Loss: Oct. 5, 2013 (3-2 SO)
 Last Road Loss: Oct. 24, 2013 (6-5 OT)
 Last Tie: Jan. 18, 2002 (2-2 at Tampa Bay)
 Last Shutout Win: Dec. 13, 2009 (4-0 in Chicago)
 Last Shutout Loss: April 3, 2011 (2-0 in Chicago)



RANDY CARLYLE



DION PHANEUF



CLUB INFORMATION

Founded: 1917-18
 Home Arena: Air Canada Centre (18,819)
 Address: 50 Bay St., Suite 500, Toronto, ON M5J 2L2
 Phone: 416-815-5700
 Fax: 416-359-9331
 Website: mapleafs.nhl.com
 Stanley Cups: 1918, '22, '32, '42, '45, '47, '48, '49, '51, '62, '63, '64, '67
 Senior Vice President/General Manager: David Nonis
 Head Coach: Randy Carlyle
 Assistant Coaches: Chris Dennis, Peter Horachek, Steve Spott
 Goaltending Coach: Rick St. Croix
 Director, Media Relations: Steve Keogh
 Coordinator, Media Relations: Ian Meagher
 2013-14 record: 38-36-8 (84 points), 6th Atlantic
 2013-14 playoffs: DNQ

BROADCAST TEAMS

Television play-by-play: Bob Cole, Jim Hughson, Dave Randorf, Paul Romanuk
 Television color analyst: Craig Simpson, Greg Millen
 Radio play-by-play: Joe Bowen
 Radio color analyst: Jim Ralph

2014-15 MEETINGS

Saturday, Nov. 1 at Toronto
 Sunday, Dec. 21 in Chicago

ALL-TIME FRANCHISE RECORDS

SEASON-BY-SEASON RECORD (SINCE 1975)

	GP	W	L	T	OTL		GP	W	L	T	OTL
1975-76	4	2	1	1	-	2003-04	1	1	0	0	0
1976-77	4	2	1	1	-	2004-05	-	SEASON CANCELED	-	-	-
1977-78	4	1	2	1	-	2005-06	-	DID NOT PLAY	-	-	-
1978-79	4	2	1	1	-	2006-07	1	1	0	0	0
1979-80	4	4	0	0	-	2007-08	1	1	0	0	0
1980-81	4	1	2	1	-	2008-09	1	1	0	0	0
1981-82	7	3	4	0	-	2009-10	1	1	0	0	0
1982-83	8	6	1	1	-	2010-11	1	1	0	0	0
1983-84	8	5	2	1	-	2011-12	1	1	0	0	0
1984-85	8	6	1	1	-	2012-13	-	DID NOT PLAY	-	-	-
1985-86	8	2	6	0	-	2013-14	2	1	1	0	0
1986-87	8	4	4	0	-	TOTALS	641	260	285	96	0
1987-88	8	5	3	0	-						
1988-89	8	3	3	2	-						
1989-90	8	5	3	0	-						
1990-91	8	6	1	1	-						
1991-92	8	6	1	1	-						
1992-93	7	5	1	1	-						
1993-94	6	3	3	0	-						
1994-95	5	1	2	2	-						
1995-96	6	3	1	2	-						
1996-97	5	2	3	0	-						
1997-98	6	1	4	1	-						
1998-99	3	1	2	0	-						
1999-2000	3	2	1	0	0						
2000-01	3	1	1	1	0						
2001-02	2	0	2	0	0						
2002-03	1	0	1	0	0						

RECORD BY DECADE

DECADE	RECORD	PCT.
1920s	3-11-2	.188
1930s	20-28-14	.325
1940s	37-57-12	.349
1950s	48-68-24	.343
1960s	49-56-19	.395
1970s	24-12-10	.522
1980s	40-29-6	.533
1990s	30-19-8	.526
2000s	6-4-1-0	.545
2010s	3-1-0	.750

HOME/AWAY SPLITS

LIFETIME	GP	W	L	T	OTL	GF	GA	PTS
Home	322	160	120	42	0	982	839	362
Road	319	100	165	54	0	840	1,087	254
TOTALS	641	260	285	96	0	1,822	1,928	616

THE LAST TIME THE BLACKHAWKS...

Last Win: Oct. 19, 2013 (3-1 in Chicago)
 Last Home Win: Oct. 19, 2013 (3-1)
 Last Road Win: March 5, 2011 (5-3)
 Last Loss: Dec. 14, 2013 (7-3 at Toronto)
 Last Home Loss: Feb. 12, 2003 (3-1)
 Last Road Loss: Dec. 14, 2013 (7-3)
 Last Tie: Nov. 11, 2000 (3-3 at Toronto)
 Last Shutout Win: March 30, 2000 (4-0 in Chicago)
 Last Shutout Loss: April 6, 2001 (1-0 in Chicago)

2013-14 REGULAR-SEASON SERIES RECAP

2013-14 Blackhawks record: 1-0-0 at United Center; 0-1-0 at Toronto

DATE	TEAM	SCORING BY PERIOD					SHOTS BY PERIOD					PP	PIM	GWG	GOALIE (SAVES-SHOTS)	ATTN.
		1	2	3	OT	F	1	2	3	OT	TOT					
10/19	TOR	0	1	0	-	1	3	6	11	-	20	1-5 (20.0)	4-8		Bernier (37-40)	21,801
	CHI	0	3	0	-	3	9	20	11	-	40	1-3 (33.3)	6-12	M. Kostka	Crawford (19-20)	
12/14	CHI	1	1	1	-	3	11	10	7	-	28	1-2 (50.0)	4-8		Raanta (20-25), Simpson (5-7)	19,605
	TOR	1	4	2	-	7	11	14	7	-	32	2-4 (50.0)	2-4	N. Kulemin	Bernier (25-28)	
TOTALS		SCORING BY PERIOD					SHOTS BY PERIOD					PP	PIM		GOALIE (SAVES-SHOTS)	
	TEAM	1	2	3	OT	TOT	1	2	3	OT	TOT					
	TOR	1	5	2	-	8	14	20	18	-	52	3-9 (33.3)	6-12		Bernier (62-68)	
	CHI	1	4	1	-	6	20	30	18	-	68	2-5 (40.0)	10-20		Crawford (19-20), Raanta (20-25), Simpson (5-7)	

2013-14 REGULAR-SEASON STATISTICS

BLACKHAWKS							MAPLE LEAFS								
	GP	G	A	PTS	+/-	PIM		GP	G	A	PTS	+/-	PIM		
Nick Leddy	2	0	3	3	1	0	Joffrey Lupul	2	2	3	5	1	2		
Patrick Kane	2	2	0	2	0	0	Mason Raymond	2	0	4	4	1	2		
Brandon Saad	2	1	1	2	1	0	Peter Holland	1	2	1	3	1	2		
Brandon Pirri	1	1	1	2	1	0	Nazem Kadri	2	1	1	2	0	0		
Michael Kostka	2	1	0	1	1	4	Nikolai Kulemin	1	1	1	2	2	0		
Bryan Bickell	1	1	0	1	1	2	Jerry D'Amigo	1	1	1	2	2	0		
Andrew Shaw	2	0	1	1	1	4	Carl Gunnarsson	2	0	2	2	2	0		
Niklas Hjalmarsson	2	0	1	1	1	0	Phil Kessel	2	1	0	1	-1	0		
Marcus Kruger	2	0	1	1	1	0	Jay McClement	2	0	1	1	1	2		
Jonathan Toews	2	0	1	1	-1	2	Jake Gardiner	2	0	1	1	0	0		
Marian Hossa	2	0	1	1	-3	0	Cody Franson	2	0	1	1	0	0		
Duncan Keith	2	0	1	1	-4	2	Dion Phaneuf	2	0	0	0	2	2		
Johnny Oduya	2	0	0	0	2	0	Troy Bodie	2	0	0	0	0	0		
Brandon Bollig	2	0	0	0	1	0	Morgan Rielly	2	0	0	0	0	0		
Patrick Sharp	2	0	0	0	-2	2	James van Riemsdyk	2	0	0	0	-1	0		
Michal Handzus	2	0	0	0	-2	0	John-Michael Liles	1	0	0	0	0	0		
Brent Seabrook	2	0	0	0	-3	2	Dave Bolland	1	0	0	0	0	2		
Joakim Nordstrom	1	0	0	0	1	0	Frazer McLaren	1	0	0	0	0	0		
Ben Smith	1	0	0	0	0	0	Trevor Smith	1	0	0	0	0	0		
Jeremy Morin	1	0	0	0	0	0	Josh Leivo	1	0	0	0	0	0		
Kris Versteeg	1	0	0	0	-2	2	David Broll	1	0	0	0	-1	0		
							Colton Orr	1	0	0	0	-1	0		
							Tyler Bozak	1	0	0	0	-1	0		
							Paul Ranger	1	0	0	0	-2	0		
GOALTENDER							GOALTENDER								
Corey Crawford	GP	MIN	GA	SA	SV	AVG	W-L-OTL	Jonathan Bernier	GP	MIN	GA	SA	SV	AVG	W-L-OTL
Antti Raanta	1	60	1	20	19	1.00	1-0-0	2	118	6	68	62	3.04	1-1-0	
Kent Simpson	1	40	5	25	20	750	0-1-0								
	1	20	2	7	5	6.00	0-0-0								

2013-14 HIGHLIGHTS

Nick Leddy (2A) and Brandon Pirri (1G, 1A) each had multi-point games to lead the Blackhawks to a 3-1 win over the Maple Leafs at the United Center on Oct. 19, 2013. Chicago outshot Toronto 40-20 in the contest, with Marian Hossa (7) and Patrick Sharp (6) leading the way.

LEADERSHIP

PLAYERS

2013-14

OPPONENTS

TRADITION

RECORDS

PLAYOFFS

HISTORY

MINORS

NHL

MEDIA



WILLIE DESJARDINS



HENRIK SEDIN



CLUB INFORMATION

Founded: 1970-71
 Home Arena: Rogers Arena (18,910)
 Address: 800 Griffiths Way, Vancouver, BC V6B 6G1
 Phone: 604-899-4600
 Fax: 604-899-4640
 Website: canucks.nhl.com
 Stanley Cups: none
 General Manager: Jim Benning
 Head Coach: Willie Desjardins
 Assistant Coaches: Glen Gulutzan, Doug Lidster, Perry Pearn
 Assistant Coach, Video: Ben Cooper
 Goaltending Coach: Roland Melanson
 Director, Media Relations/Team Operations: Ben Brown
 Manager, Media Relations/Publications: Stephanie Maniaco
 Coordinator, Media Relations: Alfred De Vera
 2013-14 record: 36-35-11 (83 points), 5th Pacific
 2013-14 playoffs: DND

BROADCAST TEAMS

Television play-by-play: John Shorthouse
 Television color analyst: John Garrett
 Radio play-by-play: Rick Ball, John Shorthouse
 Radio color analyst: Dave Tomlinson

2014-15 MEETINGS

Sunday, Nov. 23 at Vancouver
 Wednesday, Feb. 11 in Chicago
 Thursday, April 2 in Chicago

ALL-TIME FRANCHISE RECORDS

SEASON-BY-SEASON RECORD (SINCE 1975)

	GP	W	L	T	OTL		GP	W	L	T	OTL
1975-76	6	4	1	1	-	2000-01	4	3	1	0	0
1976-77	6	1	4	1	-	2001-02	4	2	1	1	0
1977-78	6	2	3	1	-	2002-03	4	1	3	0	0
1978-79	8	1	3	4	-	2003-04	4	1	1	0	2
1979-80	4	1	1	2	-	2004-05	-	SEASON CANCELED	-	-	-
1980-81	4	2	2	0	-	2005-06	4	0	3	0	1
1981-82	3	1	2	0	-	2006-07	4	1	2	0	1
1982-83	3	0	1	2	-	2007-08	4	1	2	0	1
1983-84	3	2	1	0	-	2008-09	4	2	2	0	0
1984-85	3	2	1	0	-	2009-10	4	2	2	0	0
1985-86	3	3	0	0	-	2010-11	4	2	2	0	0
1986-87	3	1	1	1	-	2011-12	4	2	1	0	1
1987-88	3	2	1	0	-	2012-13	3	1	1	0	1
1988-89	3	1	2	0	-	2013-14	3	2	0	0	1
1989-90	3	2	1	0	-	TOTALS	177	82	65	22	8
1990-91	3	2	1	0	-						
1991-92	3	1	2	0	-						
1992-93	4	2	1	1	-						
1993-94	4	1	3	0	-						
1994-95	4	4	0	0	-						
1995-96	4	2	1	1	-						
1996-97	4	0	2	2	-						
1997-98	4	4	0	0	-						
1998-99	4	2	1	1	-						
1999-2000	4	2	2	0	0						

RECORD BY DECADE

DECADE	RECORD	PCT.
1970s	26-19-13	.448
1980s	16-12-3	.516
1990s	20-13-5	.526
2000s	13-17-15	.361
2010s	7-4-3	.500

HOME/AWAY SPLITS

LIFETIME	GP	W	L	T	OTL	GF	GA	PTS
Home	87	53	23	7	4	302	211	117
Road	90	29	42	15	4	253	263	77
TOTALS	177	82	65	22	8	555	474	194

THE LAST TIME THE BLACKHAWKS...

Last Win: Jan. 29, 2014 (5-2 at Vancouver)
 Last Home Win: Feb. 19, 2013 (4-3 SO)
 Last Road Win: Jan. 29, 2014 (5-2)
 Last Loss: Dec. 20, 2013 (3-2 SO in Chicago)
 Last Home Loss: Dec. 20, 2013 (3-2 SO)
 Last Road Loss: April 22, 2013 (3-1)
 Last Tie: Nov. 28, 2001 (3-3 in Chicago)
 Last Shutout Win: Nov. 22, 2009 (1-0 at Vancouver)
 Last Shutout Loss: Dec. 3, 2010 (3-0 in Chicago)

2013-14 REGULAR-SEASON SERIES RECAP

2013-14 Blackhawks record: 0-0-1 at United Center; 2-0-0 at Vancouver

DATE	TEAM	SCORING BY PERIOD					SHOTS BY PERIOD					PP	PIM	GWL	GOALIE (SAVES-SHOTS)	ATTN.
		1	2	3	OT	F	1	2	3	OT	TOT					
11/23	CHI	0	0	2	-	2	11	9	9	-	29	0-2 (0.0)	3-6	M. Kruger	Crawford (36-37)	18,910
	VAN	1	0	0	-	1	10	13	14	-	37	1-3 (33.3)	2-4		Luongo (27-29)	
12/20	VAN	0	1	1	0	3	3	14	6	1	24	0-4 (0.0)	4-8	R. Kesler (50)	Lack (24-26)	21,966
	CHI	1	1	0	0	2	10	7	8	1	26	0-4 (0.0)	4-8		Raanta (22-24)	
01/29	CHI	0	4	1	-	5	13	17	10	-	40	2-3 (66.7)	4-8	J. Toews	Crawford (29-31)	18,910
	VAN	1	1	0	-	2	7	13	11	-	31	0-3 (0.0)	5-18		Luongo (35-39)	
TOTALS		SCORING BY PERIOD					SHOTS BY PERIOD					PP	PIM	GOALIE (SAVES-SHOTS)		
	TEAM	1	2	3	OT	TOT	1	2	3	OT	TOT			Lack (24-26), Luongo (62-68)		
	VAN	2	2	1	0	5	20	40	31	1	92	1-10 (10.0)	11-30	Crawford (65-68), Raanta (22-24)		
	CHI	1	5	3	0	9	34	33	27	1	95	2-9 (22.2)	11-22			

2013-14 REGULAR-SEASON STATISTICS

BLACKHAWKS	GP	G	A	PTS	+/-	PIM	CANUCKS	GP	G	A	PTS	+/-	PIM		
Brandon Saad	3	2	1	3	0	2	Daniel Sedin	3	1	1	2	0	0		
Patrick Kane	3	1	2	3	3	0	Zack Kassian	3	1	1	2	0	0		
Jonathan Toews	3	1	1	2	2	0	Ryan Kesler	3	1	1	2	-1	18		
Patrick Sharp	3	1	1	2	2	0	Jason Garrison	3	0	2	2	0	2		
Kris Versteeg	3	1	1	2	0	0	Tom Sestito	3	1	0	1	0	0		
Marian Hossa	2	1	1	2	0	0	Chris Higgins	3	1	0	1	-3	0		
Duncan Keith	3	0	2	2	2	0	Kevin Bieksa	3	0	1	1	-3	0		
Michal Handzus	2	0	2	2	2	0	Henrik Sedin	2	0	1	1	1	0		
Andrew Shaw	3	1	0	1	1	4	Alexander Edler	2	0	1	1	-1	0		
Marcus Kruger	3	1	0	1	0	0	Ryan Stanton	2	0	1	1	-1	2		
Johnny Oduya	3	0	1	1	1	4	Brad Richardson	3	0	0	0	0	2		
Brent Seabrook	3	0	1	1	0	0	Jannik Hansen	3	0	0	0	-1	0		
Niklas Hjalmarsson	3	0	1	1	0	4	Dan Hamhuis	3	0	0	0	-1	0		
Ben Smith	3	0	1	1	0	0	Dale Weise	3	0	0	0	-1	0		
Sheldon Brookbank	2	0	1	1	1	0	Yannick Weber	2	0	0	0	1	2		
Michal Rozsival	2	0	1	1	1	2	David Booth	2	0	0	0	0	2		
Nick Leddy	3	0	0	0	0	2	Alex Burrows	2	0	0	0	-1	2		
Brandon Bollig	3	0	0	0	0	2	Mike Santorelli	2	0	0	0	-1	0		
Brandon Pirri	2	0	0	0	0	0	Zac Dalpe	2	0	0	0	-1	0		
Bryan Bickell	1	0	0	0	0	0	Chris Tanev	2	0	0	0	-1	0		
Jeremy Morin	1	0	0	0	0	0	Jeremy Welsh	1	0	0	0	0	0		
							Andrew Alberts	1	0	0	0	0	0		
							Jordan Schroeder	1	0	0	0	-1	0		
GOALTENDER							GOALTENDER								
Corey Crawford	GP	MIN	GA	SA	SV	AVG	W-L-OTL	Eddie Lack	GP	MIN	GA	SA	SV	AVG	W-L-OTL
Antti Raanta	1	65	2	24	22	1.85	0-0-1	Roberto Luongo	2	118	6	68	62	3.06	1-0-0
															0-2-0

2013-14 HIGHLIGHTS

Two goals in the span of 9 seconds propelled the Blackhawks to a 2-1 win over the Canucks in Vancouver on Nov. 23, 2013. **Andrew Shaw** knotted the game at 1-1 at 4:40 of the third period, and **Marcus Kruger** scored the game-winner at the 4:49 mark.

Brandon Saad posted a three-point effort (2G, 1A), while three other players had multi-point games, in a 5-2 win over the Canucks in Vancouver on Jan. 29, 2014. With the win, Head Coach **Joel Quenneville** became the third-winningest head coach in NHL history, surpassing Dick Irvin and moving behind only Al Arbour and Scotty Bowman.

LEADERSHIP

PLAYERS

2013-14

OPPONENTS

TRADITION

RECORDS

PLAYOFFS

HISTORY

MINORS

NHL

MEDIA



BARRY TROTZ



ALEX OVECHKIN



CLUB INFORMATION

Founded: 1974-75
 Home Arena: Verizon Center (8,506)
 Address: 627 N. Glebe Road, Suite 850, Arlington, VA 22203
 Phone: 202-266-2200
 Fax: 202-266-2360
 Website: capitals.nhl.com
 Stanley Cups: none
 Senior Vice President/General Manager: Brian MacLellan
 Head Coach: Barry Trotz
 Assistant Coaches: Blaine Forsythe, Lane Lambert, Todd Reirden
 Head Goaltending Coach: Mich Kom
 Senior Director, Communications: Sergey Kocharov
 Manager, Media Relations: Pace Sagester
 Coordinator, Communications: Megan Eichenberg
 2013-14 record: 38-30-14 (90 points), 5th Metropolitan
 2013-14 playoffs: DNQ

BROADCAST TEAMS

Television play-by-play: Joe Beninati
 Television color analyst: Craig Laughlin
 Radio play-by-play: John Walton
 Radio color analyst: Ken Sabourin

2014-15 MEETINGS

Friday, Nov. 7 in Chicago
 Thursday, Jan. 1 at Washington (Winter Classic)

ALL-TIME FRANCHISE RECORDS

SEASON-BY-SEASON RECORD (SINCE 1975)

	GP	W	L	T	OTL		GP	W	L	T	OTL
1975-76	4	2	2	0	-	2000-01	2	2	0	0	0
1976-77	4	2	1	1	-	2001-02	1	0	1	0	0
1977-78	4	3	0	1	-	2002-03	1	0	0	1	0
1978-79	4	2	1	1	-	2003-04	2	1	1	0	0
1979-80	4	2	2	0	-	2004-05	-	SEASON CANCELED	-	-	-
1980-81	4	1	1	2	-	2005-06	1	1	0	0	0
1981-82	3	2	1	0	-	2006-07	-	DID NOT PLAY	-	-	-
1982-83	3	0	2	1	-	2007-08	1	1	0	0	0
1983-84	3	1	1	1	-	2008-09	1	0	1	0	0
1984-85	3	0	3	0	-	2009-10	1	0	0	0	1
1985-86	3	1	2	0	-	2010-11	1	0	0	0	1
1986-87	3	1	1	1	-	2011-12	1	1	0	0	0
1987-88	3	1	2	0	-	2012-13	-	DID NOT PLAY	-	-	-
1988-89	3	1	2	0	-	2013-14	2	1	1	0	0
1989-90	3	2	1	0	-	TOTALS	89	41	35	11	2
1990-91	3	3	0	0	-						
1991-92	2	2	0	0	-						
1992-93	3	1	1	1	-						
1993-94	2	0	2	0	-						
1994-95	-	DID NOT PLAY	-	-	-	1970s	14	7-3			.583
1995-96	2	1	1	0	-	1980s	10	16-5			.323
1996-97	2	2	0	0	-	1990s	10	8-2			.500
1997-98	2	0	2	0	-	2000s	5	3-1-1			.500
1998-99	2	1	1	0	-	2010s	2	1-1			.500
1999-2000	2	0	1	1	0						

HOME/AWAY SPLITS

LIFETIME	GP	W	L	T	OTL	GF	GA	PTS
Home	44	25	12	6	1	170	130	57
Road	45	16	23	5	1	136	160	38
TOTALS	89	41	35	11	2	306	290	95

THE LAST TIME THE BLACKHAWKS...

Last Win: Oct. 1, 2013 (6-4 in Chicago)
 Last Home Win: Oct. 1, 2013 (6-4)
 Last Road Win: Jan. 10, 2006 (4-3 OT)
 Last Loss: April 11, 2014 (4-0 at Washington)
 Last Home Loss: March 14, 2010 (4-3 SO)
 Last Road Loss: April 11, 2014 (4-0)
 Last Tie: Nov. 15, 2002 (2-2 in Chicago)
 Last Shutout Win: March 19, 2008 (5-0 in Chicago)
 Last Shutout Loss: April 11, 2014 (4-0 at Washington)

RECORD BY DECADE

DECADE	RECORD	PCT.
1970s	14-7-3	.583
1980s	10-16-5	.323
1990s	10-8-2	.500
2000s	5-3-1-1	.500
2010s	2-1-1	.500

2013-14 REGULAR-SEASON SERIES RECAP

2013-14 Blackhawks record: 1-0-0 at United Center; 0-1-0 at Washington

DATE	TEAM	SCORING BY PERIOD					SHOTS BY PERIOD					PP	PIM	GWG	GOALIE (SAVES-SHOTS)	ATTN.	
		1	2	3	OT	F	1	2	3	OT	TOT						
04/11	WSH	1	1	2	-	4	1	3	6	13	-	32	3-6 (50.0)	4-8		Holtby (29-34)	22,158
	CHI	2	1	3	-	6	8	18	8	-	34	1-4 (25.0)	6-12	J. Oduya	Crawford (28-32)		
	CHI	0	0	0	0	0	7	10	17	-	34	0-3 (0.0)	3-6		Crawford (16-20), Raanta (7-7)		
	WSH	2	2	0	-	4	7	13	7	-	27	1-3 (33.3)	3-6	A. Ovechkin	Halak (34-34)		
TOTALS		SCORING BY PERIOD					SHOTS BY PERIOD								GOALIE (SAVES-SHOTS)		
	TEAM	1	2	3	OT	TOT	1	2	3	OT	TOT	PP	PIM				
	WSH	3	3	2	-	8	20	19	20	-	59	4-9 (44.4)	7-14			Halak (34-34), Holtby (29-34)	
	CHI	2	1	3	-	6	15	28	25	-	68	1-7 (14.3)	9-18			Crawford (44-52), Raanta (7-7)	

2013-14 REGULAR-SEASON STATISTICS

BLACKHAWKS	GP	G	A	PTS	+/-	PIM	CAPITALS	GP	G	A	PTS	+/-	PIM		
Brandon Saad	2	1	2	3	1	0	Mikhail Grabovski	2	3	1	4	1	0		
Marian Hossa	2	1	1	2	2	0	Alex Ovechkin	2	2	2	4	-1	4		
Niklas Hjalmarsson	2	0	2	2	3	0	Nicklas Backstrom	2	1	3	4	-1	0		
Johnny Oduya	2	1	0	1	4	0	Jay Beagle	1	2	0	2	2	0		
Brandon Bollig	2	1	0	1	0	2	Joel Ward	2	0	2	2	-1	0		
Brent Seabrook	2	1	0	1	-1	0	Mike Green	1	0	2	2	-2	2		
Patrick Kane	1	1	0	1	0	2	John Carlson	2	0	1	1	1	0		
Marcus Kruger	2	0	1	1	1	2	Jason Chimera	2	0	1	1	0	0		
Michal Handzus	2	0	1	1	1	0	Karl Alzner	2	0	1	1	0	0		
Nicklas Roosival	2	0	1	1	-1	2	Dmitry Orlov	1	0	1	1	2	0		
Jonathan Toews	1	0	1	1	0	0	Evgeny Kuznetsov	1	0	1	1	1	0		
Duncan Keith	1	0	1	1	-1	0	Tom Wilson	2	0	0	0	1	0		
Andrew Shaw	2	0	0	0	1	2	Marcus Johansson	2	0	0	0	-1	0		
Joakim Nordstrom	2	0	0	0	0	2	Troy Brouwer	2	0	0	0	-1	0		
Bryan Bickell	2	0	0	0	-1	0	Connor Carrick	2	0	0	0	-2	4		
Patrick Sharp	2	0	0	0	-1	2	Eric Fehr	2	0	0	0	-3	2		
Nick Leddy	2	0	0	0	-1	0	Tyson Strachan	1	0	0	0	2	0		
Jimmy Hayes	1	0	0	0	1	0	Michael Latta	1	0	0	0	0	0		
Kris Versteeg	1	0	0	0	0	0	Julien Brault	1	0	0	0	0	0		
Sheldon Brookbank	1	0	0	0	-1	2	Martin Erat	1	0	0	0	0	0		
Ben Smith	1	0	0	0	-1	0	Dustin Penner	1	0	0	0	0	0		
Jeremy Morin	1	0	0	0	-1	0	Jack Hillen	1	0	0	0	-1	0		
							John Erskine	1	0	0	0	-1	0		
							Brooks Laich	1	0	0	0	-2	0		
GOALTENDER	GP	MIN	GA	SA	SV	AVG	W-L-OTL	GOALTENDER	GP	MIN	GA	SA	SV	AVG	W-L-OTL
Corey Crawford	2	100	8	52	44	4.80	1-1-0	Braden Holtby	1	60	0	34	34	5.00	1-0-0
Antti Ranta	1	20	0	7	7	0.00	0-0-0	Bradley Johnson	1	59	5	34	29	0.06	0-1-0

2013-14 HIGHLIGHTS

Great fanfare surrounded the Blackhawks' season opener on Oct. 1, 2013, as the team raised their fifth Stanley Cup banner in front of a packed United Center crowd. After the festivities, Chicago outgunned the Capitals in a 6-4 victory, with **Brandon Saad** posting three points (1G, 2A) and **Johnny Oduya** tallying the game-winning goal on his 32nd birthday.



PAUL MAURICE



ANDREW LADD



CLUB INFORMATION

Founded: 1999-2000 (Atlanta), 2011-12 (Winnipeg)
 Home Arena: MTS Centre (15,004)
 Address: 345 Graham Ave., Winnipeg, MB R3C 5S6
 Phone: 204-987-7825
 Fax: 204-926-5555
 Website: jets.nhl.com
 Stanley Cups: none
 Executive VP/General Manager: Kevin Cheveldayoff
 Head Coach: Paul Maurice
 Assistant Coaches: Charlie Huddy, Pascal Vincent
 Goaltending Coach: Wade Flaherty
 Senior Director, Corporate Communications: Scott Brown
 Coordinators, Communications: Keegan Goodrich, Kalen Quality
 2013-14 record: 37-35-10 (84 points), 7th Central
 2013-14 playoffs: DNQ

BROADCAST TEAMS

Television play-by-play: Dennis Bayak
 Television color analyst: Brian Engblom, Shane Hnidy
 Radio play-by-play: Paul Edmonds
 Radio color analyst: Brian Munz

2014-15 MEETINGS

Sunday, Nov. 2 in Chicago
 Tuesday, Dec. 23 in Chicago
 Friday, Jan. 16 in Chicago
 Friday, Feb. 6 at Winnipeg
 Sunday, March 29 at Winnipeg

ALL-TIME FRANCHISE RECORDS INCLUDES TOTALS FROM ATLANTA THRASHERS (1999-2011)

SEASON-BY-SEASON RECORD

	GP	W	L	T	OTL
1999-2000	1	1	0	0	0
2000-01	2	1	1	0	0
2001-02	1	1	0	0	0
2002-03	1	1	0	0	0
2003-04	1	0	1	0	0
2004-05	- SEASON CANCELED -				
2005-06	1	1	0	0	0
2006-07	- DID NOT PLAY -				
2007-08	1	0	1	0	0
2008-09	1	1	0	0	0
2009-10	1	1	0	0	0
2010-11	1	1	0	0	0

RECORD BY DECADE

DECADE	RECORD	PCT.
1990s	1-0-0	1.000
2000s	6-3-0	.677
2010s	5-1-0	.833

HOME/AWAY SPLITS

	LIFETIME	GP	W	L	T	OTL	GF	GA	PTS
Home	7	5	2	0	0	0	22	14	10
Road	9	7	2	0	0	0	33	27	14
TOTALS	16	12	4	0	0	0	55	41	24

THE LAST TIME THE BLACKHAWKS...

Last Win: Nov. 21, 2013 (6-3 at Winnipeg)
 Last Home Win: Nov. 6, 2013 (4-1)
 Last Road Win: Nov. 21, 2013 (6-3)
 Last Loss: Jan. 26, 2014 (3-1 in Chicago)
 Last Home Loss: Jan. 26, 2014 (3-1)
 Last Road Loss: Oct. 18, 2003 (7-2)
 Last Tie: None
 Last Shutout Win: Nov. 7, 2002 (5-0 in Chicago)
 Last Shutout Loss: None

2013-14 REGULAR-SEASON SERIES RECAP

2013-14 Blackhawks record: 1-1-0 at United Center; 2-0-0 at Winnipeg

DATE	TEAM	SCORING BY PERIOD					SHOTS BY PERIOD					PP	PIM	GWG	GOALIE (SAVES-SHOTS)	ATTN.
		1	2	3	OT	F	1	2	3	OT	TOT					
11/02	CHI	1	3	1	-	5	10	7	8	-	25	0-2 (0.0)	1-2	B. Bollig	Crawford (26-27)	15,004
	WPG	1	0	0	-	1	11	10	6	-	27	0-1 (0.0)	2-4		Pavelec (10-14)	
11/06	WPG	0	0	1	-	1	11	7	7	-	25	0-2 (0.0)	2-4		Montoya (24-28)	21,322
	CHI	2	1	1	-	4	12	11	5	-	28	0-2 (0.0)	2-4	P. Kane	Crawford (22-25)	
11/21	CHI	1	2	3	-	6	12	8	13	-	33	1-4 (25.0)	5-10	M. Hossa	Crawford (27-32)	15,004
	WPG	0	3	0	-	3	2	14	9	-	25	2-4 (50.0)	5-10		Montoya (34-35)	
01/26	WPG	0	0	3	-	3	2	4	15	-	21	0-1 (0.0)	4-8	A. Ladd	Crawford (18-20)	21,841
	CHI	1	0	0	-	1	18	9	8	-	35	0-3 (0.0)	2-4			
TOTALS		SCORING BY PERIOD					SHOTS BY PERIOD					PP	PIM		GOALIE (SAVES-SHOTS)	
		1	2	3	OT	TOT	1	2	3	OT	TOT					
		WPG	1	3	4	-	8	26	35	37	-	98	2-8 (25.0)	13-26	Montoya (68-74)	Pavelec (57-46)
		CHI	5	6	5	-	16	52	35	34	-	121	1-11 (9.1)	10-20	Crawford (90-97)	

2013-14 REGULAR-SEASON STATISTICS

BLACKHAWKS	GP	G	A	PTS	+/-	PIM	JETS	GP	G	A	PTS	+/-	PIM
Jonathan Toews	4	2	3	5	4	2	Andrew Ladd	4	2	1	3	-3	4
Patrick Sharp	4	3	1	4	4	2	Dustin Byfuglien	4	1	2	3	-3	4
Ben Smith	4	2	2	4	4	0	Blake Wheeler	4	2	1	3	-4	0
Duncan Keith	4	0	4	4	6	2	Tobias Enstrom	4	1	2	3	-3	4
Marcus Kruger	4	0	4	4	4	0	Bryan Little	4	0	2	2	-4	0
Brandon Bollig	4	2	1	3	3	2	Devin Setoguchi	4	1	0	1	0	0
Patrick Kane	4	2	1	3	1	4	Keaton Ellerby	3	1	0	1	0	0
Marian Hossa	4	1	2	3	4	0	Michael Frolik	4	0	1	1	-1	0
Nick Leddy	4	1	2	3	1	0	Olli Jokinen	4	0	1	1	-3	0
Brent Seabrook	4	0	3	3	5	0	Matt Halischuk	3	0	1	1	-2	0
Brandon Saad	4	1	0	1	3	0	Evander Kane	3	0	1	1	-5	2
Niklas Hjalmarsson	4	1	0	1	1	0	Mark Stuart	1	0	1	1	0	2
Brandon Pirri	3	1	0	1	2	0	Chris Thorburn	4	0	0	0	0	2
Andrew Shaw	4	0	1	1	-2	2	Mark Scheifele	4	0	0	0	-2	0
Jeremy Morin	2	0	1	1	0	0	Adam Pardy	4	0	0	0	-3	0
Kris Versteeg	2	0	1	1	-1	0	Zach Bogosian	3	0	0	0	1	0
Johnny Oduya	4	0	0	0	2	2	Anthony Peluso	3	0	0	0	-1	0
Michal Rozsival	3	0	0	0	3	2	James Wright	3	0	0	0	-2	2
Sheldon Brookbank	2	0	0	0	0	0	Grant Clitsome	3	0	0	0	-4	0
Bryan Bickell	2	0	0	0	-1	0	Eric Tangradi	2	0	0	0	-1	2
Michal Handzus	1	0	0	0	0	0	Eric O'Dell	1	0	0	0	0	0
Michael Kostka	1	0	0	0	0	0	Jacob Trouba	1	0	0	0	0	2
							Zach Redmond	1	0	0	0	-2	0
							Ben Chiarot	1	0	0	0	-3	0
GOALTENDER							GOALTENDER						
Corey Crawford	4	239	7	97	90	1.76	AI Montoya	3	154	6	74	68	2.33
							Ondrej Pavelec	2	85	9	46	37	6.32
													W-L-OTL
													14-0
													0-2-0

2013-14 HIGHLIGHTS


Three players recorded multi-point games, including **Nick Leddy** (1G, 1A) and **Marcus Kruger** (2A), as the Blackhawks scored five unanswered goals in a 5-1 victory over the Jets in Winnipeg on Nov. 2, 2013. **Niklas Hjalmarsson** opened the scoring for Chicago with his first goal of the season.

The Blackhawks tallied the first four goals of the game and never looked back, posting a 4-1 victory over the Jets at the United Center on Nov. 6, 2013. **Patrick Sharp** led Chicago with a goal and an assist, while **Duncan Keith** collected two assists.

Jonathan Toews collected four points (1G, 3A) to lead the Blackhawks to a 6-3 win over the Jets on Nov. 21, 2013. **Marian Hossa** and **Patrick Kane** each tallied a goal and an assist in the game, while **Brent Seabrook** picked up a pair of helpers.



**BLACKHAWKS
STORE**



NEW FLAGSHIP STORE OPENING OCTOBER 2014

333 N. MICHIGAN AVENUE • CHICAGO

EXCLUSIVE BLACKHAWKS APPAREL FROM TOP BRANDS, AUTHENTICATED
MEMORABILIA, AUTOGRAPHS, COLLECTIBLES AND MORE.

WWW.BLACKHAWKSSTORE.COM



CHICAGO BLACKHAWKS

TRADITION

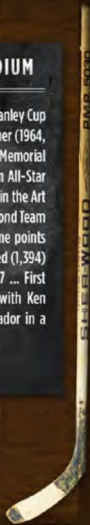


STAN MIKITA 21



SWEATER RETIRED ON OCT. 19, 1980 AT CHICAGO STADIUM

Played his entire 22-year career with the Blackhawks ... Led the Blackhawks to the 1961 Stanley Cup and paced the team in scoring throughout the playoffs ... Four-time Art Ross Trophy winner (1964, 1965, 1967, 1968) ... Two-time Hart Trophy winner (1967, 1968) ... Two-time Lady Byng Memorial Trophy winner (1967, 1968) ... Lester Patrick Trophy winner (1976) ... Six-time First Team All-Star (1962, 1963, 1964, 1966, 1967, 1968) ... Only player in National Hockey League history to win the Art Ross, Hart and Lady Byng Trophies in the same season (1966-67, 1967-68) ... Two-time Second Team All-Star (1965, 1970) ... Blackhawks all-time assists leader (926) ... Blackhawks all-time points leader (1,467) ... Second to Bobby Hull in goals (541) ... Blackhawks leader in games played (1,394) ... Hockey Hall of Fame inductee (1983) ... Blackhawks captain in 1975-76 and 1976-77 ... First Czechoslovakian-born player in the NHL ... Member of the famous "Scooter Line" with Ken Wharram and Ab McDonald, and later Doug Mohns ... Named a Blackhawks ambassador in a ceremony with Bobby Hull at the United Center on March 7, 2008.





BOBBY HULL 9



SWEATER RETIRED ON DEC. 18, 1983 AT CHICAGO STADIUM

Led the Blackhawks to the 1961 Stanley Cup ... Arguably the best left winger in National Hockey League history ... Three-time Art Ross Trophy winner (1960, 1962, 1966) ... Two-time Hart Trophy winner (1965, 1966) ... Lady Byng Trophy winner (1965) ... Led the NHL in goals scored seven times, the most in league history ... Ten-time First Team All-Star (1960, 1962, 1964-70, 1972) ... Two-time Second Team All-Star (1963, 1971) ... Lester Patrick Award winner (1969) ... Blackhawks all-time goals leader (604) ... Second to Stan Mikita in games played (1,036) ... Fourth in team history in assists (549) ... Second to Stan Mikita in points (1,153) ... 13 consecutive seasons with 30 or more goals (1959-1972) ... First player in NHL history to score more than 50 goals in a single season (1966) ... Reached the 50-goal plateau five times in his career (1961-62, 1965-66, 1966-67, 1968-69, 1971-72) ... Hockey Hall of Fame inductee (1983) ... When son, Brett, was named the Hart Trophy winner in 1991, they became the first father-son combination in NHL history to win the award ... Named a Blackhawks ambassador in a ceremony with Stan Mikita at the United Center on March 7, 2008.



LEADERSHIP

PLAYERS

2013-14

OPPONENTS

TRADITION

RECORDS

PLAYOFFS

HISTORY

MINORS

NHL

MEDIA

LEADERSHIP
PLAYERS
2013-14
OPponents
TRADITION
RECORDS
PLAYERS
HISTORY
MINORS
NHL
MEDIA









GLENN HALL 1






SWEATER RETIRED ON NOV. 20, 1988 AT CHICAGO STADIUM

Led the Blackhawks to the 1961 Stanley Cup, posting two shutouts and starting all 12 playoff games ... Three-time Vezina Trophy winner (1963, 1967, 1969) ... Conn Smythe Trophy winner with St. Louis (1968) ... Played in 503 consecutive games (a National Hockey League record), all without wearing a face mask ... 363 of those games were with the Blackhawks ... Recipient of the Calder Memorial Trophy with Detroit (1955-56) ... Seven-time First Team All-Star, five with the Blackhawks (1958, 1960, 1963, 1964, 1966) ... Three-time Second Team All-Star (1961, 1962, 1967) ... Posted a record of 275-229-106 with 51 shutouts during his time in Chicago ... Played in a record 13 NHL All-Star Games from 1955-69 ... Hockey Hall of Fame inductee (1975) ... Completed his NHL career with 407 wins and 84 shutouts ... His 407 wins are good for eighth in NHL history.

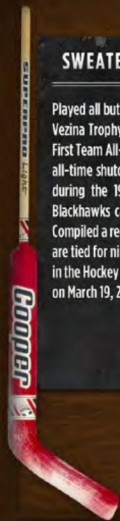


TONY ESPOSITO 35



SWEATER RETIRED ON NOV. 20, 1988 AT CHICAGO STADIUM

Played all but one of his seasons during his professional career with the Blackhawks ... Three-time Vezina Trophy winner (1970, 1972, 1974) ... Calder Memorial Trophy winner (1970) ... Three-time First Team All-Star (1970, 1972, 1980) ... Two-time Second Team All-Star (1973, 1974) ... Blackhawks all-time shutouts leader (74) ... Set a team and National Hockey League record with 30 shutouts during the 1969-70 season ... Seven consecutive seasons with 30-plus wins (1969-1976) ... Blackhawks career wins leader (418) ... Appeared in six NHL All-Star Games (1970-74, 1980) ... Compiled a record of 423-306-151, which ranks seventh in NHL history ... His 76 career shutouts also are tied for ninth in NHL history ... Hockey Hall of Fame inductee (1988) ... Joined his brother, Phil, in the Hockey Hall of Fame ... Named a Blackhawks ambassador in a ceremony at the United Center on March 19, 2008.



LEADERSHIP

PLAYERS

2013-14

OPPONENTS

TRADITION

RECORDS

PLAYOFFS

HISTORY

MINORS

NHL

MEDIA

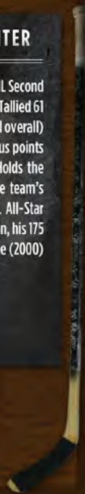


DENIS SAVARD 18



SWEATER RETIRED ON MARCH 19, 1998 AT UNITED CENTER

Played 12 seasons of his 17-year National Hockey League career with the Blackhawks ... NHL Second Team All-Star (1983) ... Fourth in team history in goals (377) and second in assists (719) ... Tallied 61 goals and 84 assists (145 points) in 131 playoff games ... Blackhawks first-round pick (third overall) in the 1980 NHL Entry Draft ... Became the second player in team history to record 100-plus points in a season (119) in 1981-82 ... Compiled three 100-point seasons as a Blackhawk ... Holds the Blackhawks single-season assists record with 87 (1981-82 and 1987-88), as well as the team's single-season points standard (131 in 1987-88) ... Made seven appearances in the NHL All-Star Game... His 1,338 career points are tied for 28th in NHL history ... In Stanley Cup competition, his 175 points (66G, 109A) in 169 games ranks 16th in NHL history ... Hockey Hall of Fame inductee (2000) ... Named a Blackhawks ambassador on Nov. 13, 2008.





PIERRE PILOTE 3



SWEATER RETIRED ON NOV. 12, 2008 AT UNITED CENTER

Led the Blackhawks to the 1961 Stanley Cup, recording three goals and 12 assists in 12 playoff games ... Played all but one season of his National Hockey League career with the Blackhawks ... Three-time Norris Trophy winner (1963, 1964, 1965) ... Five-time NHL First Team All-Star (1963, 1964, 1965, 1966, 1967) ... Blackhawks captain from 1961-1968 ... Played in 376 consecutive regular-season games between 1956 and 1961 ... Ranks sixth in team history in assists (400) and 10th in games played (821) ... Earned 1,205 career penalty minutes with the Blackhawks, then a team record ... Three-time NHL Second Team All-Star (1960, 1961, 1962) ... Ranks sixth in team postseason history with 52 career assists ... Hockey Hall of Fame inductee (1975) ... Completed his career with 80 goals, 418 assists and 1,251 penalty minutes.

NORHLAND

LEADERSHIP

PLAYERS

2013-14

OPPONENTS

TRADITION

RECORDS

PLAYOFFS

HISTORY

MINORS

NHL

MEDIA

LEADERSHIP

PLAYERS

2013-14

OPPONENTS

TRADITION

RECORDS

PLAYERS

HISTORY

MINORS

NHL

MEDIA

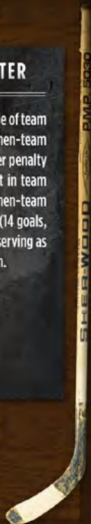


KEITH MAGNUSON 3



SWEATER RETIRED ON NOV. 12, 2008 AT UNITED CENTER

Played all 11 seasons of his National Hockey League career with the Blackhawks ... Held title of team captain for four seasons (1976-1980) ... Appeared in two NHL All-Star Games ... Set a then-team record with 213 penalty minutes in his rookie season (1971-72) ... Retired with 1,442 career penalty minutes, then a team record ... Earned a +170 career plus/minus rating, third-highest in team history ... Played in 68 career playoff games, drawing 164 penalty minutes ... Set a then-team record with 63 penalty minutes in one playoff year (1971) ... Scored a career 139 points (14 goals, 125 assists) in 589 games ... Named the Blackhawks head coach in 1980 after previously serving as an assistant coach ... Co-founder and first president of the Blackhawk Alumni Association.



HEAD COACHES

PETER MULDOON	1926-27
BARNEY STANLEY	1927-28
HUGH LEHMAN	1927-28
HERB GARDINER	1928-29
TOM SHAUGHNESSY	1929-30
BILL TOBIN	1929-30, 1931-32
DICK IRVIN	1930-32, 1955-56
EMIL IVERSON	1932-33
GODFREY MATHESON	1932-33
TOM GORMAN	1932-34
CLEM LOUGHLIN	1934-37
BILL STEWART	1937-39
PAUL THOMPSON	1938-45
JOHN GOTTSSELIG	1944-48
CHARLES CONACHER	1947-50
EBBIE GOODFELLOW	1950-52
SID ABEL	1952-54
FRANK EDDOLLS	1954-55
TOMMY IVAN	1956-58
RUDY PILOUS	1957-63
BILLY REAY	1963-77
BILL WHITE	1976-77
BOB PULFORD	1977-79, 1981-82, 1984-87, 1999-00
EDDIE JOHNSTON	1979-80
KEITH MAGNUSON	1980-82
ORVAL TESSIER	1982-85
BOB MURDOCH	1987-88
MIKE KEENAN	1988-92
DARRYL SUTTER	1992-95
CRAIG HARTSBURG	1995-98
DIRK GRAHAM	1998-99
LORNE MOLLEKEN	1998-2000
ALPO SUHONEN	2000-01
BRIAN SUTTER	2001-04
TRENT YAWNEY	2005-07
DENIS SAVARD	2006-08
JOEL QUENNEVILLE	2008-PRESENT

CAPTAINS

DICK IRVIN	1926-29
DUKE DUTKOWSKI	1929-30
TY ARBOUR	1930-31
CYCLONE WENTWORTH	1931-32
HELGE BOSTROM	1932-33
CHARLIE GARDINER	1933-34
JOHN GOTTSSELIG	1935-40
EARL SEIBERT	1940-42
DOUG BENTLEY	1942-44, 1949-50
CLINT SMITH	1944-45
JOHN MARIUCCI	1945-46, 1947-48
RED HAMILL	1946-47
GAYE STEWART	1948-49
JACK STEWART	1950-52
BILL GADSBY	1952-54
GUS MORTSON	1954-57
ED LITZENBERGER	1958-61
PIERRE PILOTE	1961-68
PAT STAPLETON	1969-70
PIT MARTIN	1975-77
STAN MIKITA	1975-77
KEITH MAGNUSON	1976-80
TERRY RUSKOWSKI	1979-82
DARRYL SUTTER	1982-87
BOB MURRAY	1985-86
DENIS SAVARD	1988-89
DIRK GRAHAM	1988-95
CHRIS CHELIOS	1995-99
DOUG GILMOUR	1999-00
TONY AMONTE	2000-02
ALEX ZHAMNOV	2002-04
ADRIAN AUCCIN	2005-07
JONATHAN TOEWS	2008-PRESENT

GENERAL MANAGERS

FREDERIC MCLAUGHLIN	1926-42
BILL TOBIN	1942-54
TOMMY IVAN	1954-77
BOB PULFORD	1977-90, 1993-97, 1999-2000, 2003-05
MIKE KEENAN	1990-93
BOB MURRAY	1997-99
MIKE SMITH	2000-03
DALE TALLON	2005-09
STAN BOWMAN	2009-PRESENT

CURRENT PLAYERS AND STAFF IN **BOLD RED**.



JONATHAN
TOEWS

LEADERSHIP
PLAYERS
2013-14
OPPONENTS
TRADITION
RECORDS
PLAYOFFS
HISTORY
MINORS
NHL
MEDIA

LEADERSHIP

PLAYERS

2013-14

OPPONENTS

TRADITION

RECORDS

PLAYOFFS

HISTORY

MINORS

NHL

MEDIA



ART ROSS TROPHY

SCORING LEADER

DOUG BENTLEY
1943

MAX BENTLEY
1946, 1947

ROY CONACHER
1949

BOBBY HULL
1960, 1962, 1966

STAN MIKITA
1964, 1965, 1967, 1968



HART MEMORIAL TROPHY

MOST VALUABLE PLAYER

MAX BENTLEY
1946

AL ROLLINS
1954

BOBBY HULL
1965, 1966

STAN MIKITA
1967, 1968



**JAMES
NORRIS
TROPHY**

DEFENSEMAN OF THE YEAR

PIERRE PILOTE
1963, 1964, 1965

DOUG WILSON
1982

CHRIS CHELIOS
1993, 1996

DUNCAN KEITH
2010, 2014



**CALDER
MEMORIAL
TROPHY**

ROOKIE OF THE YEAR

MIKE KARAKAS
1936

CARL DAHLSTROM
1938

ED LITZENBERGER
1955

BILL HAY
1960

TONY ESPOSITO
1970

STEVE LARMER
1983

ED BELFOUR
1991

PATRICK KANE
2008



FRANK J. SELKE TROPHY

BEST DEFENSIVE FORWARD

TROY MURRAY
1986

DIRK GRAHAM
1991

JONATHAN TOEWS
2013



GEORGES VEZINA TROPHY

MOST VALUABLE GOALTENDER

CHARLES GARDINER
1932, 1934

LORNE CHABOT
1935

GLENN HALL
1963, 1967

DENIS DEJORDY
1967

TONY ESPOSITO
1970, 1972, 1974*

GARY SMITH
1972

ED BELFOUR
1991, 1993

*SHARED WITH PHILADELPHIA'S BERNIE PARENT



**LADY BYNG
MEMORIAL
TROPHY**

SPORTSMANSHIP AWARD

ELWIN ROMNES
1936

MAX BENTLEY
1943

CLINT SMITH
1944

BILL MOSIENKO
1945

KEN WHARRAM
1964

BOBBY HULL
1965

STAN MIKITA
1967, 1968



**BILL
MASTERTON
TROPHY**

PERSEVERANCE & DEDICATION AWARD

PIT MARTIN
1970

BRYAN BERARD
2004

LEADERSHIP

PLAYERS

2013-14

OPONENTS

TRADITION

RECORDS

PLAYOFFS

HISTORY

MINORS

NHL

MEDIA



CONN SMYTHE TROPHY

PLAYOFFS MOST VALUABLE PLAYER

JONATHAN TOEWS
2010

PATRICK KANE
2013



WILLIAM M. JENNINGS TROPHY

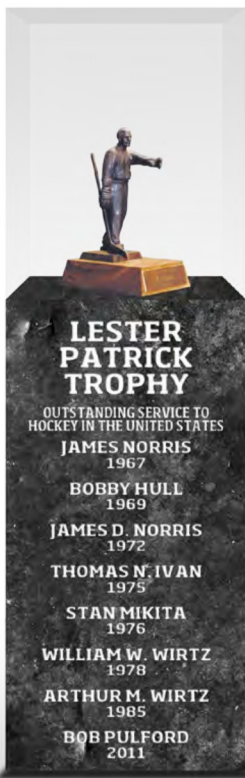
GOALTENDER ON TEAM WITH FEWEST GOALS ALLOWED

ED BELFOUR
1991, 1993, 1995

JIMMY WAITE
1993

COREY CRAWFORD
2013

RAY EMERY
2013



LEADERSHIP
PLAYERS
2013-14
OPPONENTS
TRADITION
RECORDS
PLAYOFFS
HISTORY
MINORS
NHL
MEDIA

LEADERSHIP

PLAYERS

2013-14

OPPONENTS

TRADITION

RECORDS

PLAYOFFS

HISTORY

MINORS

NHL

MEDIA



NHL ALL-STAR GAME MVP

MOST VALUABLE PLAYER:
NHL ALL-STAR GAME

BOBBY HULL
1970, 1971

ERIC DAZE
2002

PATRICK SHARP
2011



CLARENCE S. CAMPBELL BOWL

REGULAR SEASON CHAMPIONS
WEST DIVISION (1968-1974)

1971, 1972, 1973

WESTERN CONFERENCE
CHAMPIONS (1994-PRESENT)

1992, 2010, 2013



LEADERSHIP

PLAYERS

2013-14

OPPONENTS

TRADITION

RECORDS

PLAYOFFS

HISTORY

MINORS

NHL

MEDIA

LEADERSHIP

PLAYERS

2013-14

OPPONENTS

TRADITION

RECORDS

PLAYOFFS

HISTORY

MINORS

NHL

MEDIA

National Hockey League Champions

1934



REGULAR-SEASON RECORD: 20-17-11

PLAYOFF RECORD: 13-6

QUARTERFINALS: against the Montreal Canadiens. Chicago won total-goals series 4-3.

SEMIFINALS: against the Montreal Maroons. Chicago won total-goals series 6-2.

FINAL: against the Detroit Red Wings. Chicago won best-of-five series 3-1.


HEAD COACH: Tom Gorman

ROSTER: Charlie Gardiner in goal; Clarence "Taffy" Abel, Lionel Conacher, Art Coulter, Joe Starke, Duke Dutkowsky and Roger Jenkins on defense; and forwards Elywn "Doc" Romnes, Johnny Gottselig, Harold "Mush" March, Rosario Couture, Louis Trudel, Paul Thompson, Leroy Goldsworthy, Don McFayden, Tommy Cook, John Sheppard, Bill Kendall and Jack Leswick.

NOTES:


- Stanley Cup-winning goal: Harold "Mush" March in 30:05 of overtime against Detroit, score 1-0, series win 3-1.
- Charlie Gardiner won his second Vezina Trophy with his 1.73 goals-against average. He suffered a brain hemorrhage and died at age 29 on June 13, 1934, due to brain surgery complications, just eight weeks after the team won the Stanley Cup.





National Hockey League Champions

1938



1938 STANLEY CUP CHAMPIONS

The Row: Earl Selken, Trainer Ed Eganich, Paul Thompson, Pete Palangio, Art Widen, Gilly Goffman
Middle Row: Mike Karakas, Earl Seibert, Virgil Johnson, Roger Jenkins, Bill MacKenzie, Earl Seibert, Virgil Johnson, Roger Jenkins, Bill MacKenzie, Earl Seibert
Bottom Row: Alfie Moore, Alfie Moore, Alfie Moore, Alfie Moore, Alfie Moore, Alfie Moore, Alfie Moore, Alfie Moore

REGULAR-SEASON RECORD: 14-25-9

PLAYOFF RECORD: 7-3

QUARTERFINALS: against the Montreal Canadiens. Chicago won best-of-three series 2-1.

SEMIFINALS: against the New York Americans. Chicago won best-of-three series 2-1.


FINAL: against the Toronto Maple Leafs. Chicago won best-of-five series 3-1.

HEAD COACH: Bill Stewart

ROSTER: Mike Karakas, Paul Goodman and Alfie Moore in goal; Art Wiebe, Alex Levinsky, Harold Jackson, Bill MacKenzie, Earl Seibert, Virgil Johnson and Roger Jenkins on defense; and forwards Jack Shill, Carl Voss, Carl Dahlstrom, Harold "Mush" March, Paul Thompson, Johnny Gottselig, Elwyn "Doc" Romnes, Louis Trudel, Pete Palangio and Bert Connelly.

NOTES:

- Stanley Cup-winning goal: Carl Voss in 16:45 of second period against Toronto, score 4-1, series win 3-1.
- Alfie Moore played his one and only game as a Blackhawk on April 3, 1938, against Toronto in a Stanley Cup Playoffs game and helped the team beat the Maple Leafs 3-1.



LEADERSHIP

PLAYERS

2013-14

OPPONENTS

TRADITION

RECORDS

PLAYOFFS

HISTORY

MINORS

NHL

MEDIA

National Hockey League Champions

1961



REGULAR-SEASON RECORD: 29-24-17

PLAYOFF RECORD: 8-4

SEMIFINALS: against the Montreal Canadiens. Chicago won best-of-seven series 4-2.

FINAL: against the Detroit Red Wings. Chicago won best-of-seven series 4-2.

HEAD COACH: Rudy Pilous

ROSTER: Glenn Hall in goal; Pierre Pilote, Dollard St. Laurent, Jack Evans, Elmer Vasko, Al Arbour and Wayne Hillman on defense; and forwards Bobby Hull, Stan Mikita, Murray Balfour, Ken Wharram, Bill Hay, Eric Nesterenko, Ab McDonald, Ed Litzenberger, Ron Murphy, Tod Sloan, Reg Fleming, Chico Maki, Wayne Hicks and Earl Balfour.

NOTES:

- Stanley Cup-winning goal: Ab McDonald in 18:49 of second period against Detroit, score 5-1, series win 4-2.
- In Game 3 of the semifinals, Murray Balfour scored the game-winning goal on a power play at 52:12 in overtime to defeat the Montreal Canadiens 2-1. Canadiens Head Coach Hector "Toe" Blake took a swing at referee Dalton McArthur due to the outcome of the game.



*National Hockey League Champions***2010****REGULAR-SEASON RECORD:** 52-22-8**PLAYOFF RECORD:** 16-6**CONF. QUARTERFINALS:** against the Nashville Predators. Chicago won best-of-seven series 4-2.**CONF. SEMIFINALS:** against the Vancouver Canucks. Chicago won best-of-seven series 4-2.**CONFERENCE FINAL:** against the San Jose Sharks. Chicago won best-of-seven series 4-0.**FINAL:** against the Philadelphia Flyers. Chicago won best-of-seven series 4-2.**HEAD COACH:** Joel Quenneville

ROSTER: Antti Niemi and Cristobal Huet in goal; Duncan Keith, Brent Seabrook, Niklas Hjalmarsson, Brent Sopel, Brian Campbell, Jordan Hendry and Nick Boynton on defense; and forwards Jonathan Toews, Patrick Kane, Patrick Sharp, Dustin Byfuglien, Dave Bolland, Marian Hossa, Kris Versteeg, John Madden, Troy Brouwer, Andrew Ladd, Ben Eager, Tomas Kopecky, Adam Burish, Bryan Bickell and Colin Fraser.

NOTES:

- Stanley Cup-winning goal: Patrick Kane in 4:06 of first overtime period against Philadelphia, score 4-3, series win 4-2. The goal light at the Wachovia Center was never turned on due to the fact that the puck was wedged under the inner padding of Philadelphia's goal and was not initially seen by the linesman.
- There was one other game decided in overtime in the series, which Philadelphia won 4-3 (Game 3).



LEADERSHIP

PLAYERS

2013-14

OPPONENTS

TRADITION

RECORDS

PLAYOFFS

HISTORY

MINORS

NHL

MEDIA

LEADERSHIP
PLAYERS
2013-14
OPONENTS
TRADITION
RECORDS
PLAYOFFS
HISTORY
MINORS
NHL
MEDIA

National Hockey League Champions

2013



REGULAR-SEASON RECORD: 36-7-5

PLAYOFF RECORD: 16-7

CONF. QUARTERFINALS: against the Minnesota Wild. Chicago won best-of-seven series 4-1.

CONF. SEMIFINALS: against the Detroit Red Wings. Chicago won best-of-seven series 4-3.

CONFERENCE FINAL: against the Los Angeles Kings. Chicago won best-of-seven series 4-1.

FINAL: against the Boston Bruins. Chicago won best-of-seven series 4-2.

HEAD COACH: Joel Quenneville

ROSTER: Corey Crawford and Ray Emery in goal; Duncan Keith, Brent Seabrook, Niklas Hjalmarsson, Johnny Oduya, Michal Rozsival, Nick Leddy and Sheldon Brookbank on defense; and forwards Jonathan Toews, Patrick Kane, Patrick Sharp, Bryan Bickell, Dave Bolland, Marian Hossa, Michal Handzus, Michael Frolik, Brandon Saad, Andrew Shaw, Viktor Stalberg, Marcus Kruger, Daniel Carcillo, Jamal Mayers, Brandon Bollig and Ben Smith.

NOTES:

- Stanley Cup-winning goal: Dave Bolland at 19:01 in the third period. The Blackhawks trailed Boston 2-1 until Bryan Bickell and Bolland each scored in a span of 17 seconds to secure the franchise's fifth championship.
- Three of Chicago's six overtime games occurred in the Stanley Cup Final, including a triple-overtime contest in Game 1 at the United Center. Andrew Shaw's tip-in ended the game after 112:08, marking the third-longest playoff game in franchise history.





HOCKEY HALL OF FAME

BCE PLACE, 30 YONGE ST., TORONTO, ONTARIO, CANADA M5E 1X8 PH: 416-360-7735

PLAYERS	YEARS
SID ABEL	1952-53
ED BELFOUR	1988-97
DOUG BENTLEY	1939-52
MAX BENTLEY	1940-48
GEORGES BOUCHER	1931-32
FRANK BRIMSEK	1949-50
BILLY BURCH	1932-33
CHRIS CHELIOS	1990-99
PAUL COFFEY	1998-99
ART COULTER	1931-36
CECIL "BABE" DYE	1926-27
TONY ESPOSITO	1969-84
PHIL ESPOSITO	1963-67
BILL GADSBY	1946-54
CHARLIE GARDINER	1927-34
DOUG GILMOUR	1998-2000
MICHEL GOULET	1990-94
GLENN HALL	1957-67
DOMINIK HASEK	1990-92
GEORGE HAY	1926-27
BOBBY HULL	1957-72
DICK IRVIN	1926-29
GORDON "DUKE" KEATS	1928-29
HUGH LEHMAN	1926-28
TED LINDSAY	1957-60
HARRY LUMLEY	1951-52
MICKEY MacKAY	1926-28
STAN MIKITA	1958-80
HOWIE MORENZ	1934-36
BILL MOSIENKO	1941-55
BERT OLMSTEAD	1948-51
BOBBY ORR	1976-78
PIERRE PILOTE	1955-68
DENIS SAVARD	1980-90, 95-97
EARL SEIBERT	1936-44
ALLAN STANLEY	1954-56
JACK STEWART	1950-52

INDUCTED
1969
2011
1964
1966
1960
1966
1974
2013
2004
1974
1970
1988
1984
1970
1945
2011
1998
1975
2014
1958
1983
1958
1958
1966
1980
1952
1983
1945
1965
1985
1979
1975
2000
1963
1981
1964

VETERANS
LIONEL CONACHER
ROY CONACHER
CLINT SMITH
HARRY WATSON

YEARS	INDUCTED
1933-34	1994
1947-52	1998
1943-46	1991
1954-57	1994


BUILDERS
AL ARBOUR
THOMAS N. IVAN
JOHN MARIUCCI
FREDERIC McLAUGHLIN
JAMES D. NORRIS
JAMES E. NORRIS
RUDY PILOUS
BUD POILE
ARTHUR M. WIRTZ
WILLIAM W. WIRTZ

INDUCTED
1996
1974
1985
1963
1962
1958
1985
1990
1971
1976

FOSTER HEWITT MEMORIAL AWARD
LLOYD PETTIT
PAT FOLEY

AWARDED
1986
2014

DOUG BENTLEY



HALL OF FAME INDUCTEES



UNITED STATES HOCKEY HALL OF FAME

801 HAT TRICK AVE., P.O. BOX 657, EVELETH, MN 55734 PH: 218-744-5167

PLAYERS

CLARENCE ABEL	1929-34
TONY AMONTE	1994-02
FRANK BRIMSEK	1949-50
CHRIS CHELIOS	1990-99
CARL "CULLY" DAHLSTROM	1937-45
VICTOR DESJARDINS	1930-31
VICTOR HEYLIGER	1937-43
PHIL HOUSLEY	2001-03
VIRGIL JOHNSON	1937-45
MICHAEL KARAKAS	1935-46
SAM LOPRESTI	1940-42
JOHN MARIUCCI	1940-48
EDDIE OLCZYK	1984-87, 1998-2000
FIDO PURPUR	1941-45
JEREMY ROENICK	1988-96
DOC ROMNES	1930-38
GARY SUTER	1994-98

YEARS

INDUCTED

1973
2009
1973
2011
1973
1974
1974
2004
1974
1973
1973
1973
2012
1974
2010
1973
2011

COACHES

WILLIAM J. STEWART

YEARS

1937-39

INDUCTED

1982

ADMINISTRATORS

WILLIAM W. WIRTZ

INDUCTED

1984

EDDIE
OLCZYK





FIRST TEAM ALL-STARS

GOALTENDER

CHARLIE GARDINER	1931, 1932, 1934
LORNE CHABOT	1935
GLENN HALL	1958, 1960, 1963, 1964, 1966
TONY ESPOSITO	1970, 1972, 1980
ED BELFOUR	1991, 1993

DEFENSEMAN

LIONEL CONACHER	1934
EARL SEIBERT	1942, 1943, 1944
PIERRE PILOTE	1963, 1964, 1965, 1966, 1967
DOUG WILSON	1982
CHRIS CHELIOS	1993, 1995, 1996
DUNCAN KEITH	2010, 2014

CENTER

MAX BENTLEY	1946
STAN MIKITA	1962, 1963, 1964
	1966, 1967, 1968

LEFT WING

PAUL THOMPSON	1938
DOUG BENTLEY	1943, 1944, 1947
ROY CONACHER	1949
BOBBY HULL	1960, 1962, 1964, 1965, 1966
	1967, 1968, 1969, 1970, 1972

RIGHT WING

KEN WHARRAM	1964, 1967
PATRICK KANE	2010

COACH*

PAUL THOMPSON	1940
---------------	------

SECOND TEAM ALL-STARS

GOALTENDER

CHARLIE GARDINER	1933
MIKE KARAKAS	1945
GLENN HALL	1961, 1962, 1967
TONY ESPOSITO	1973, 1974
ED BELFOUR	1995

DEFENSEMAN

ART COULTER	1935
EARL SEIBERT	1936, 1937, 1938, 1939, 1940, 1941
BILL GADSBY	1953, 1954
PIERRE PILOTE	1960, 1961, 1962
ELMER "MOOSE" VASKO	1963-64
PAT STAPLETON	1966, 1971, 1972
BILL WHITE	1972, 1973, 1974
DOUG WILSON	1985, 1990
CHRIS CHELIOS	1991, 1997

CENTER

MAX BENTLEY	1947
DOUG BENTLEY	1949
ED LITZENBERGER	1957
STAN MIKITA	1965, 1970
DENIS SAVARD	1983
JONATHAN TOEWS	2013

LEFT WING

PAUL THOMPSON	1936
JOHN GOTTSSELIG	1939
GAYE STEWART	1948
BOBBY HULL	1963, 1971
DENNIS HULL	1973

RIGHT WING

BILL MOSIENKO	1945, 1946
BUD POILE	1948

COACH*

DICK IRVIN	1931
PAUL THOMPSON	1942
JOHN GOTTSSELIG	1946

CURRENT PLAYERS IN **BOLD RED**.

* 1946 WAS THE LAST YEAR THAT COACHES WERE SELECTED TO ALL-STAR TEAMS.

VOTING FOR THE ALL-STAR TEAM IS CONDUCTED AMONG REPRESENTATIVES OF THE PROFESSIONAL HOCKEY WRITERS ASSOCIATION.

LEADERSHIP

PLAYERS

2013-14

OPPONENTS

TRADITION

RECORDS

PLAYOFFS

HISTORY

MINORS

NHL

MEDIA



SECOND NHL ALL-STAR GAME, NOV. 3, 1948

NHL ALL-STARS 3, TORONTO MAPLE LEAFS 1

The second annual NHL All-Star Game was a preseason match-up between the reigning champion Toronto Maple Leafs and the NHL All-Stars, which included three Blackhawks (Doug Bentley, Bud Poile and Gaye Stewart). Nineteen-year-old Gordie Howe made the first of his 23 All-Star Game appearances in the game and received a major penalty for fighting.

DID YOU KNOW? Max Bentley, whom the Blackhawks traded to Toronto the year before, returned to Chicago as a member of the Maple Leafs. With the defeat, it was the first time Bentley departed Chicago with a loss as a member of the Leafs.

15TH NHL ALL-STAR GAME, OCT. 7, 1961

NHL ALL-STARS 3, CHICAGO BLACKHAWKS 1

Having won the 1961 Stanley Cup, Chicago was pitted against the NHL All-Stars led by Gordie Howe and Alex Delvecchio, who each registered a goal and an assist in the game. Eric Nesterenko tallied the lone Chicago goal in the loss.

DID YOU KNOW? Though he was part of the Stanley Cup championship team, Stan Mikita did not dress for the Blackhawks in the All-Star Game.

27TH NHL ALL-STAR GAME, JAN. 29, 1974

WEST DIVISION ALL-STARS 6, EAST DIVISION ALL-STARS 4

With six players in the game, the Blackhawks led all teams in All-Star Game participants. A capacity crowd packed the old Chicago Stadium as Blackhawks goalie Tony Esposito earned the win in the West's come-from-behind victory.

DID YOU KNOW? At their request, Pit Martin, Jim Pappin and Dennis Hull — the members of the Blackhawks famed MPH Line — were introduced as a line rather than individuals during pregame introductions.

42ND NHL ALL-STAR GAME, JAN. 19, 1991

CAMPBELL CONFERENCE 11, WALES CONFERENCE 5

Blackhawks defenseman Chris Chelios netted a goal, but St. Louis' Adam Oates (G, 4A) and Toronto's Vincent Damphousse (4G) stole the show for the victorious Campbell Conference All-Stars.

DID YOU KNOW? The most famous national anthem in Chicago Stadium history was sung before the contest. Anthem singer Wayne Messmer's vocals were nearly drowned out by the 18,472 cheering fans who showed their support for the troops in Operation Desert Storm, which had begun three days earlier.

CHICAGO STADIUM HISTORY

Opened on March 28, 1929, the Chicago Stadium served host to numerous sporting events, concerts and political conventions. Built at a cost of \$7 million, the Madhouse on Madison served as the home of the Chicago Bulls (1967-1994) and the Chicago Blackhawks (1929-1994) through the end of their respective seasons in 1994.

Over the years, the Stadium played host to the NBA, the NHL, the NASL and MISL, and even the NFL. On Dec. 15, 1930, the Chicago Bears and the St. Louis Cardinals played the NFL's first indoor football game on an 80-yard field. The game, played as an exhibition contest that the Bears won 9-7, served as a charity game to aid those affected by the Great Depression. Just over two years later, on Dec. 18, 1932, the Bears returned to play the Portsmouth (Ohio) Spartans in the 1932 NFL Championship Game. In front of 11,198 fans, Bronko Nagurski found Red Grange on a two-yard touchdown pass to help lead the Bears to a 9-0 win and claim the NFL Championship.

For 65 years, the Chicago Blackhawks called historic Chicago Stadium home. After playing their inaugural season at International Amphitheatre in 1966-67, the Chicago Bulls moved to the West side in the fall of 1967. Between the two teams, the Stadium hosted 10 Stanley Cup Finals and three NBA Finals. The Stadium, which was located at 1800 W. Madison St., was demolished in February 1995.



CHICAGO STADIUM FACTS AND FIGURES

Seating capacity.....	18,676 for basketball and 17,317 for hockey
First sporting event.....	Tommy Loughran defended his light heavyweight title against Mickey Walker before 14,554 fans on March 28, 1929
First Bulls game.....	St. Louis Hawks defeated the Bulls 104-98 on Feb. 11, 1967
Last Bulls game.....	Game 6 of the Eastern Conference Semifinals, a 93-79 Bulls win over the New York Knicks on May 20, 1994
Largest Bulls game.....	21,652 on April 8, 1977 against the Houston Rockets
First Blackhawks game.....	3-1 victory over the Pittsburgh Pirates on Dec. 15, 1929
Last Blackhawks game.....	Game 6 of the Conference Quarterfinals, a 1-0 defeat to the Toronto Maple Leafs on April 28, 1994
Largest Blackhawks game.....	20,069 on April 10, 1982 vs. the Minnesota North Stars
Smallest Blackhawks game.....	527 on Jan. 26, 1978 vs. Cleveland Barons
Championships won at the Stadium.....	1934 Stanley Cup, 1938 Stanley Cup, 1992 NBA Finals

- Site of the 1973 and 1988 NBA All-Star Games, and the NHL All-Star Games in 1948, 1961, 1974 and 1991
- Hosted the funeral of Chicago Mayor Anton J. Cermak on March 10, 1933
- Hosted the Democratic National Convention in 1932, 1940 and 1944, as well as the Republican National Convention in 1932 and 1944
- Home of the "famous" 3,663-pipe Barton organ
- Was the first major arena equipped with an air-conditioning system

LEADERSHIP

PLAYERS

2013-14

OPPONENTS

TRADITION

RECORDS

PLAYOFFS

HISTORY

MINORS

NHL

MEDIA



BE A PART OF **BLACKHAWKS NATION**

Join a network of more than 3 million Blackhawks fans around the world! Become a fan of the Blackhawks on Facebook and Twitter for up-to-the-minute news, exclusive features, contests and more!



@NHLBlackhawks




www.youtube.com/blackhawks




CHICAGO BLACKHAWKS

RECORDS


FRANCHISE LEADERS



STAN MIKITA



BOBBY HULL



DENIS SAVARD

GAMES PLAYED IN A BLACKHAWKS UNIFORM

RK.	NAME	GAMES PLAYED	SEASONS
1	STAN MIKITA	1,394	22
2	BOBBY HULL	1,036	15
3	ERIC NESTERENKO	1,013	16
4	BOB MURRAY	1,008	15
5	DOUG WILSON	938	14
6	DENNIS HULL	904	13
7	STEVE LARMER	891	12
8	DENIS SAVARD	881	13
9	TONY ESPOSITO	873	15
10	CHICO MAKI	841	15
11	PIERRE PILOTE	821	13
12	CLIFF KOROLL	814	14
13	KEITH BROWN	812	14
14	KEN WHARRAM	766	14
15	HAROLD "MUSH" MARCH	759	17
16	PIT MARTIN	740	11
17	DOUG JARRETT	721	11
18	BILL MOSIENKO	711	14
19	TROY MURRAY	688	12
20	DUNCAN KEITH	686	9
21	BRENT SEABROOK	681	9
22	CHRIS CHELIOS	664	9
23	JOHN MARKS	657	10
24	ELMER VASKO	641	10
25	TONY AMONTE	627	9
26	GLENN HALL	618	10
27	PATRICK SHARP	611	9
28	ERIC DAZE	601	11
29	JOHN GOTTSSELIG	589	16
	KEITH MAGNUSON	589	11
31	GRANT MULVEY	574	9

RK.	NAME	GAMES PLAYED	SEASONS
32	DOUG BENTLEY	546	8
	DIRK GRAHAM	546	12
34	PAT STAPLETON	545	8
35	ALEX ZHAMNIN	528	8
36	JEREMY ROENICK	524	8
37	J.P. BORDELEAU	519	9
38	PATRICK KANE	515	7
39	BILL HAY	506	8
40	PHIL RUSSELL	504	7
41	JIM PAPPIN	488	7
42	JONATHAN TOEWS	484	7
43	TOM LYSIAK	474	8
44	BILL GADSBY	468	9
45	AL SECORD	466	8
46	BOB PROBERT	461	8
47	RON MURPHY	459	7
48	DARCY ROTA	448	6
49	ED LUTZENBERGER	438	7
50	DAVE MANSON	431	7
51	RICK PATERSON	430	8
52	RICH PRESTON	429	7
53	BRENT SUTTER	417	7
54	DOUG MOHNS	415	7
	BILL WHITE	415	7
	ED BELFOUR	415	8
57	ART WIEBE	414	12
58	STEPHEN WUDZIK	413	8
59	DARRYL SUTTER	406	8
60	GUS BODNAR	399	7


CURRENT PLAYERS IN **BOLD RED**.



STEVE LARMER



DENNIS HULL



DOUG WILSON

GOALS SCORED IN A BLACKHAWKS UNIFORM

RK.	NAME	GOALS
1	BOBBY HULL	604
2	STAN MIKITA	541
3	STEVE LARMER	406
4	DENIS SAVARD	377
5	DENNIS HULL	298
6	TONY AMONTE	268
7	JEREMY ROENICK	267
8	BILL MOSIENKO	258
9	KEN WHARRAM	252
10	PIT MARTIN	243
11	ERIC DAZE	226
12	DOUG WILSON	225
13	PATRICK SHARP	223
14	DOUG BENTLEY	217
15	JIM PAPPIN	216
16	AL SECORD	213
17	CLIFF KOROLL	208
18	ERIC NESTERENKO	207
19	TROY MURRAY	197
20	JONATHAN TOEWS	195
21	PATRICK KANE	178
22	JOHN GOTTSSELIG	176
23	DARRYL SUTTER	161
24	HAROLD "MUSH" MARCH	153
25	DIRK GRAHAM	152
26	GRANT MULVEY	148
27	ED LITZENBERGER	145
28	CHICO MAKI	143
29	IVAN BOLDIREV	140
	ALEX ZHAMNOV	140
31	TOM LYSIAK	137

RK.	NAME	GOALS
32	BOB MURRAY	132
33	MARIAN HOSSA	125
34	STEVE SULLIVAN	118
	PAUL THOMPSON	118
36	DARCY ROTA	117
37	DOUG MOHNS	116
38	BILL HAY	113
39	RED HAMILL	112
	JOHN MARKS	112
41	STEVE THOMAS	110
42	MAX BENTLEY	109
43	RON MURPHY	105
44	ROY CONACHER	102
45	J.P. BORDELEAU	97
46	RICH PRESTON	96
47	ED BULLEY	94
	CURT FRASER	94
	GEORGE GEE	94
50	WAYNE PRESLEY	93
51	CHRIS CHELIOS	92
	MICHEL GOULET	92
53	CARL DAHLSTROM	88
54	GUS BOONAR	87
55	KYLE CALDER	85
56	JOE MURPHY	83
57	CLINT SMITH	81
58	TIM HIGGINS	79
59	ADAM CREIGHTON	78
60	EDDIE OLCZYK	77
	PIERRE PILOTE	77

CURRENT PLAYERS IN **BOLD RED**.

LEADERSHIP

PLAYERS

2013-14

OPPONENTS

TRADITION

RECORDS

PLAYOFFS


HISTORY

MINORS

NHL

MEDIA

FRANCHISE LEADERS



PIERRE PILOTE



CHRIS CHELIOS



PIT MARTIN

ASSISTS IN A BLACKHAWKS UNIFORM

RK. NAME

1	STAN MIKITA
2	DENIS SAVARD
3	DOUG WILSON
4	BOBBY HULL
5	STEVE LARMER
6	PIERRE PILOTE
7	CHRIS CHELIOS
8	PIT MARTIN
9	BOB MURRAY
10	DENNIS HULL
11	JEREMY ROENICK
12	PATRICK KANE
13	DOUG BENTLEY
14	DUNCAN KEITH
15	CHICO MAKI
16	TROY MURRAY
17	ERIC NESTERENKO
18	PAT STAPLETON
19	ALEX ZHAMNOV
20	BILL MOSIENKO
21	KEN WHARRAM
22	TOM LYSIAK
23	TONY AMONTE
24	BILL HAY
25	KEITH BROWN
26	CLIFF KOROLL
27	PATRICK SHARP
28	JONATHAN TOEWS
29	HAROLD "MUSH" MARCH
30	JIM PAPPIN
31	BRENT SEABROOK

ASSISTS

926
719
554
549
517
400
395
384
382
342
329
315
314
305
292
291
288
286
284
282
281
275
273
273
266
254
245
245
230
228
224

RK. NAME

32	ED LITZENBERGER
33	IVAN BOLDIREV
	JOHN GOTTSSELIG
35	DIRK GRAHAM
36	STEVE SULLIVAN
37	DOUG JARRETT
38	PHIL RUSSELL
39	ERIC DAZE
40	JOHN MARKS
	DOUG MOHNS
42	AL SECORD
43	DICK REDMOND
44	ELMER VASKO
45	MARIAN HOSSA
46	BILL WHITE
47	MAX BENTLEY
48	PAUL THOMPSON
49	BRENT SUTTER
50	GUS BODNAR
51	TERRY RUSKOWSKI
52	EARL SEIBERT
53	GRANT MULVEY
54	EDDIE OLCZYK
55	BILL GADSBY
56	GEORGE GEE
57	RON MURPHY
	RICHARD PRESTON
59	JEAN-PIERRE BORDELEAU
	GARY SUTER

ASSISTS

199
195
195
191
185
178
176
172
163
163
159
156
153
149
147
146
143
142
138
134
133
132
131
130
127
127
126
126


CURRENT PLAYERS IN **BOLD RED**.



JEREMY ROENICK



TONY AMONTE



TROY MURRAY

POINTS SCORED IN A BLACKHAWKS UNIFORM

RK.	NAME	POINTS
1	STAN MIKITA	1,467
2	BOBBY HULL	1,153
3	DENIS SAVARD	1,096
4	STEVE LARMER	923
5	DOUG WILSON	779
6	DENNIS HULL	640
7	PIT MARTIN	627
8	JEREMY ROENICK	596
9	TONY AMONTE	541
10	BILL MOSIENKO	540
11	KEN WHARRAM	533
12	DOUG BENTLEY	531
13	BOB MURRAY	514
14	ERIC NESTERENKO	495
15	PATRICK KANE	493
16	TROY MURRAY	488
17	CHRIS CHELIOS	487
18	PIERRE PILOTE	477
19	PATRICK SHARP	468
20	CLIFF KOROLL	462
21	JIM PAPPIN	444
22	JONATHAN TOEWS	440
23	CHICO MAKI	435
	ALEX ZHAMNOV	424
25	TOM LYSIAK	412
26	ERIC DAZE	398
27	BILL HAY	386
28	HAROLD "MUSH" MARCH	383
	AL SECORD	372
30	JOHN GOTTSSELIG	371
31	DUNCAN KEITH	370
32	ED LITZENBERGER	344
33	DIRK GRAHAM	343

RK.	NAME	POINTS
34	IVAN BOLDIREV	335
35	KEITH BROWN	330
36	PAT STAPLETON	327
37	STEVE SULLIVAN	303
38	BRENT SEABROOK	287
39	GRANT MULVEY	281
40	DOUG MOHNS	279
	DARRYL SUTTER	279
42	MARIAN HOSSA	276
43	JOHN MARKS	275
44	PAUL THOMPSON	264
45	MAX BENTLEY	256
46	RON MURPHY	232
47	STEVE THOMAS	230
48	GUS BOONAR	229
	PHIL RUSSELL	229
50	ROY CONACHER	227
	DICK REDMOND	227
	DARCY ROTA	227
53	GEORGE GEE	224
54	J.P. BORDELEAU	223
	RICH PRESTON	223
56	BRENT SUTTER	219
	DOUG JARRETT	216
58	CURT FRASER	214
59	KYLE CALDER	210
60	EDDIE OLCZYK	209
61	MICHEL GOULET	207
62	CARL DAHLSTROM	206
63	CLINT SMITH	202
64	TED BULLEY	196
65	RED HAMILL	192

CURRENT PLAYERS IN **BOLD RED**.

LEADERSHIP

PLAYERS

2013-14

OPPONENTS

TRADITION

RECORDS

PLAYOFFS

HISTORY

MINORS

NHL

MEDIA

SCORING LEADERS

LEADERSHIP	PLAYERS	2013-14	OPPONENTS	TRADITION	RECORDS	PLAYERS	HISTORY	MINORS	NHL	MEDIA
------------	---------	---------	-----------	-----------	---------	---------	---------	--------	-----	-------

SEASON

1926-27	BABE DYE	25
1927-28	MICKEY MACKAY	17
1928-29	VIC RIPLEY	11
1929-30	JOHN GOTTSSELG	21
1930-31	JOHN GOTTSSELG	20
1931-32	JOHN GOTTSSELG	13
1932-33	PAUL THOMPSON	13
1933-34	PAUL THOMPSON	20
1934-35	JOHN GOTTSSELG	19
1935-36	PAUL THOMPSON	17
1936-37	PAUL THOMPSON	17
1937-38	PAUL THOMPSON	22
1938-39	JOHN GOTTSSELG	16
1939-40	CARL "CULLY" DAHLSTROM	11
1940-41	GEORGE ALLEN	14
1941-42	RED HAMILL	24
1942-43	DOUG BENTLEY	33
1943-44	DOUG BENTLEY	38
1944-45	BILL MOSIENKO	28
1945-46	MAX BENTLEY	31
1946-47	MAX BENTLEY	29
1947-48	GAYE STEWART	27
1948-49	ROY CONACHER	26
1949-50	METRO PRYSTAI	29
1950-51	ROY CONACHER	26
1951-52	BILL MOSIENKO	31
1952-53	JIM MCFADDEN	23
1953-54	PETE CONACHER	19
1954-55	ED LITZENBERGER	23
1955-56	JOHN WILSON	24
1956-57	ED LITZENBERGER	32
1957-58	ED LITZENBERGER	32
1958-59	ED LITZENBERGER	33
1959-60	BOBBY HULL	39
1960-61	BOBBY HULL	31
1961-62	BOBBY HULL	50
1962-63	BOBBY HULL/STAN MIKITA	31
1963-64	BOBBY HULL	43
1964-65	BOBBY HULL	39
1965-66	BOBBY HULL	54
1966-67	BOBBY HULL	52
1967-68	BOBBY HULL	44
1968-69	BOBBY HULL	58

GOALS

ASSISTS

DICK IRVIN	18
RABBIT MCVEIGH	7
ERNEST "TY" ARBOUR	4
TOMMY COOK	16
TOMMY COOK	14
JOHN GOTTSSELG	15
PAUL THOMPSON	20
PAUL THOMPSON	16
PAUL THOMPSON	23
ELWIN "DOC" ROMNES	25
PAUL THOMPSON	18
P. THOMPSON/E. ROMNES	22
JOHN GOTTSSELG	23
CARL "CULLY" DAHLSTROM	19
BILL THOMS	19
BILL THOMS	30
MAX BENTLEY	44
CLINT SMITH	49
CLINT SMITH	31
MAX BENTLEY/BILL MOSIENKO	30
MAX BENTLEY	43
DOUG BENTLEY	37
DOUG BENTLEY	43
BEP GUIDOLIN	34
JIM CONACHER	27
GEORGE GEE	31
CAL GARDNER	24
LARRY WILSON	33
GEORGE SULLIVAN	42
ED LITZENBERGER	29
ED LITZENBERGER	32
BOB HULL	34
ED LITZENBERGER	44
BOBBY HULL	42
BILL HAY	48
BILL HAY/STAN MIKITA	52
STAN MIKITA	45
STAN MIKITA	50
STAN MIKITA	59
STAN MIKITA	48
STAN MIKITA	62
STAN MIKITA	47
STAN MIKITA	67

TOTAL POINTS

DICK IRVIN	36
MICKEY MACKAY	21
VIC RIPLEY	13
TOMMY COOK	30
JOHN GOTTSSELG	32
JOHN GOTTSSELG	28
PAUL THOMPSON	33
PAUL THOMPSON	36
PAUL THOMPSON	39
PAUL THOMPSON	40
PAUL THOMPSON	35
PAUL THOMPSON	44
JOHN GOTTSSELG	39
CARL "CULLY" DAHLSTROM	30
BILL THOMS	32
BILL THOMS	45
DOUG BENTLEY	73
DOUG BENTLEY	77
BILL MOSIENKO	54
MAX BENTLEY	61
MAX BENTLEY	72
DOUG BENTLEY	57
ROY CONACHER	68
ROY CONACHER	56
ROY CONACHER	50
BILL MOSIENKO	53
JIM MCFADDEN	44
LARRY WILSON	42
GEORGE SULLIVAN	61
GEORGE SULLIVAN	40
ED LITZENBERGER	64
ED LITZENBERGER	62
ED LITZENBERGER	77
BOBBY HULL	81
BILL HAY	59
BOBBY HULL	84
STAN MIKITA	76
STAN MIKITA	89
STAN MIKITA	87
BOBBY HULL	97
STAN MIKITA	97
STAN MIKITA	87
BOBBY HULL	107

***BOLD** INDICATES PLAYER WHO LED THE LEAGUE IN SCORING.

SEASON	GOALS	ASSISTS	TOTAL POINTS
1969-70	STAN MIKITA 39	STAN MIKITA 47	STAN MIKITA 86
1970-71	BOBBY HULL 44	BOBBY HULL 52	BOBBY HULL 96
1971-72	BOBBY HULL 50	PIT MARTIN 51	BOBBY HULL 93
1972-73	JIM PAPPIN 41	PIT MARTIN 61	JIM PAPPIN 92
1973-74	JIM PAPPIN 32	STAN MIKITA 50	STAN MIKITA 80
1974-75	STAN MIKITA/JIM PAPPIN 36	STAN MIKITA 50	STAN MIKITA 86
1975-76	PIT MARTIN 32	DALE TALLON 47	PIT MARTIN 71
1976-77	IVAN BOLDIREV/DARCY ROTA 24	IVAN BOLDIREV 38	IVAN BOLDIREV 62
1977-78	IVAN BOLDIREV 35	IVAN BOLDIREV 45	IVAN BOLDIREV 80
1978-79	IVAN BOLDIREV 29	STAN MIKITA 36	IVAN BOLDIREV 64
1979-80	GRANT MULVEY 39	TERRY RUSKOWSKI 55	TERRY RUSKOWSKI 70
1980-81	DARRYL SUTTER 40	TOM LYSIAK 55	TOM LYSIAK 76
1981-82	AL SECORD 44	DENIS SAVARD 87	DENIS SAVARD 119
1982-83	AL SECORD 54	DENIS SAVARD 86	DENIS SAVARD 121
1983-84	DENIS SAVARD 37	DENIS SAVARD 57	DENIS SAVARD 94
1984-85	STEVE LARMER 46	DENIS SAVARD 67	DENIS SAVARD 105
1985-86	DENIS SAVARD 47	DENIS SAVARD 69	DENIS SAVARD 116
1986-87	DENIS SAVARD 40	STEVE LARMER 56	DENIS SAVARD 90
1987-88	DENIS SAVARD 44	DENIS SAVARD 88	DENIS SAVARD 131
1988-89	STEVE LARMER 43	DENIS SAVARD 59	STEVE LARMER 87
1989-90	STEVE THOMAS 40	STEVE LARMER 59	STEVE LARMER 90
1990-91	STEVE LARMER 44	STEVE LARMER 57	STEVE LARMER 101
1991-92	JEREMY ROENICK 53	JEREMY ROENICK 50	JEREMY ROENICK 103
1992-93	JEREMY ROENICK 50	CHRIS CHELIOS 58	JEREMY ROENICK 107
1993-94	JEREMY ROENICK 46	JEREMY ROENICK 61	JEREMY ROENICK 107
1994-95	JOE MURPHY 23	CHRIS CHELIOS 33	BERNIE NICHOLLS 51
1995-96	JEREMY ROENICK 32	CHRIS CHELIOS 58	CHRIS CHELIOS 72
1996-97	TONY AMONTE 41	ALEX ZHAMNOV 42	TONY AMONTE 77
1997-98	TONY AMONTE/ERIC DAZE 31	TONY AMONTE 42	TONY AMONTE 73
1998-99	TONY AMONTE 44	ALEX ZHAMNOV 41	TONY AMONTE 75
1999-2000	TONY AMONTE 43	STEVE SULLIVAN 42	TONY AMONTE 84
2000-01	TONY AMONTE 35	STEVE SULLIVAN 41	STEVE SULLIVAN 75
2001-02	ERIC DAZE 38	MICHAEL NYLANDER 46	ERIC DAZE 70
2002-03	STEVE SULLIVAN 26	ALEX ZHAMNOV 43	STEVE SULLIVAN 61
2003-04	TUOMO RUUTU 23	BRYAN BERARD 34	TYLER ARNASON 55
2004-05		-SEASON CANCELED -	
2005-06	KYLE CALDER 26	KYLE CALDER 33	KYLE CALDER 59
2006-07	MARTIN HAVLAT 25	MARTIN HAVLAT 32	MARTIN HAVLAT 57
2007-08	PATRICK SHARP 36	PATRICK KANE 51	PATRICK KANE 72
2008-09	JONATHAN TOEWS 34	MARTIN HAVLAT 48	MARTIN HAVLAT 77
2009-10	PATRICK KANE 30	PATRICK KANE 58	PATRICK KANE 88
2010-11	PATRICK SHARP 34	PATRICK KANE 46	JONATHAN TOEWS 76
2011-12	PATRICK SHARP 33	MARIAN HOSSA 48	MARIAN HOSSA 77
2012-13	PATRICK KANE/JONATHAN TOEWS 23	PATRICK KANE 32	PATRICK KANE 55
2013-14	PATRICK SHARP 34	DUNCAN KEITH 55	PATRICK SHARP 78

LEADERSHIP

PLAYERS

2013-14

OPPONENTS

TRADITION

RECORDS

PLAYOFFS

HISTORY

MINORS

NHL

MEDIA

SINGLE-SEASON LEADERS



BOBBY HULL

GOALS

RK	G	PLAYER	SEASON
1	58	BOBBY HULL	1968-69
2	54	BOBBY HULL	1965-66
	54	AL SECORD	1982-83
4	53	JEREMY ROENICK	1991-92
5	52	BOBBY HULL	1966-67
6	50	BOBBY HULL	1961-62
	50	BOBBY HULL	1971-72
	50	JEREMY ROENICK	1992-93
9	47	DENIS SAVARD	1985-86
10	46	STEVE LARMER	1984-85
	46	JEREMY ROENICK	1993-94
12	45	TROY MURRAY	1985-86
13	44	BOBBY HULL	1967-68
	44	BOBBY HULL	1970-71
	44	AL SECORD	1981-82
	44	DENIS SAVARD	1987-88
	44	STEVE LARMER	1990-91
	44	TONY AMONTE	1998-99
19	43	BOBBY HULL	1963-64
	43	STEVE LARMER	1982-83
	43	RICK VAIVE	1987-88
	43	STEVE LARMER	1988-89
	43	TONY AMONTE	1999-2000
24	41	JIM PAPPIN	1972-73
	41	STEVE LARMER	1987-88
	41	JEREMY ROENICK	1990-91
	41	TONY AMONTE	1996-97
28	40	STAN MIKITA	1967-68
	40	DENNIS HULL	1970-71
	40	DARRYL SUTTER	1980-81
	40	AL SECORD	1985-86
	40	DENIS SAVARD	1986-87
	40	STEVE THOMAS	1989-90

POINTS

RK	PTS	PLAYER	SEASON
1	131	DENIS SAVARD	1987-88
2	121	DENIS SAVARD	1982-83
3	119	DENIS SAVARD	1981-82
4	116	DENIS SAVARD	1985-86
5	107	BOBBY HULL	1968-69
	107	JEREMY ROENICK	1992-93
	107	JEREMY ROENICK	1993-94
	105	DENIS SAVARD	1984-85
9	103	JEREMY ROENICK	1991-92
10	101	STEVE LARMER	1990-91
11	99	TROY MURRAY	1985-86
12	97	BOBBY HULL	1965-66
	97	STAN MIKITA	1966-67
	97	STAN MIKITA	1968-69
15	96	BOBBY HULL	1970-71
16	94	DENIS SAVARD	1983-84
	94	JEREMY ROENICK	1990-91
18	93	BOBBY HULL	1971-72
19	92	JIM PAPPIN	1972-73
20	90	PIT MARTIN	1972-73
	90	DENNIS HULL	1972-73
	90	STEVE LARMER	1982-83
	90	DENIS SAVARD	1986-87
	90	STEVE LARMER	1989-90
25	89	STAN MIKITA	1963-64
	89	STEVE LARMER	1987-88
27	88	PATRICK KANE	2009-10
28	87	BOBBY HULL	1963-64
	87	STAN MIKITA	1964-65
	87	STAN MIKITA	1967-68
	87	STEVE LARMER	1988-89

CURRENT PLAYERS IN **BOLD RED**.



PATRICK
KANE 88

ASSISTS

RK	A	PLAYER	SEASON
1	87	DENIS SAVARD	1981-82
	87	DENIS SAVARD	1987-88
3	86	DENIS SAVARD	1982-83
4	69	DENIS SAVARD	1985-86
5	67	STAN MIKITA	1968-69
	67	DENIS SAVARD	1984-85
7	62	STAN MIKITA	1966-67
8	61	PIT MARTIN	1972-73
	61	JEREMY ROENICK	1993-94
10	59	STAN MIKITA	1964-65
	59	DENIS SAVARD	1988-89
	59	STEVE LARMER	1989-90
13	58	CHRIS CHELIOS	1992-93
	58	CHRIS CHELIOS	1995-96
	58	PATRICK KANE	2009-10
15	57	DENIS SAVARD	1983-84
	57	STEVE LARMER	1990-91
	57	JEREMY ROENICK	1992-93
18	56	STAN MIKITA	1972-73
	56	STEVE LARMER	1986-87
20	55	TERRY RUSKOWSKI	1979-80
	55	TOM LYSIAK	1980-81
	55	DUNCAN KEITH	2009-10
	55	DUNCAN KEITH	2013-14
24	54	DOUG WILSON	1984-85
	54	TROY MURRAY	1985-86
26	53	DENIS SAVARD	1989-90
	53	JEREMY ROENICK	1990-91
28	52	STAN MIKITA	1961-62
	52	BILL HAY	1961-62
	52	BOBBY HULL	1970-71
	52	CHRIS CHELIOS	1990-91

PENALTY MINUTES

RK	PIM	PLAYER	SEASON
1	408	MIKE PELLUSO	1991-92
2	352	DAVE MANSON	1988-89
3	326	BOB PROBERT	1996-97
4	320	MIKE PELLUSO	1990-91
5	313	BRYAN MARCHMENT	1992-93
6	304	STEVE SMITH	1991-92
7	303	AL SECOND	1981-82
	303	WAYNE VAN DORP	1989-90
9	301	DAVE MANSON	1989-90
10	291	KEITH MAGNUSON	1970-71
11	282	CHRIS CHELIOS	1992-93
12	260	PHIL RUSSELL	1974-75
13	252	TERRY RUSKOWSKI	1979-80
14	246	DAVE HUTCHISON	1981-82
15	245	CHRIS CHELIOS	1991-92
16	237	BOB PROBERT	1995-96
17	234	STU GRIMSON	1991-92
18	233	ENRICO CICCONE	1996-97
	233	PHIL RUSSELL	1976-77
20	225	TERRY RUSKOWSKI	1980-81
21	224	ADAM CREIGHTON	1989-90
22	214	DUANE SUTTER	1988-89
	214	STEVE SMITH	1992-93
	214	ADAM BURISH	2007-08
24	213	KEITH MAGNUSON	1969-70
25	212	GARY NYLUND	1987-88
	212	CHRIS CHELIOS	1993-94
27	206	AL SECOND	1986-87
	206	BOB PROBERT	1998-99
29	204	GLEN COCHRANE	1987-88
30	204	BOB MCGILL	1989-90

CURRENT PLAYERS IN **BOLD RED**.

LEADERSHIP

PLAYERS

2013-14

OPPONENTS

TRADITION

RECORDS

PLAYOFFS

HISTORY

MINORS

NHL

MEDIA

ALL-TIME HAT TRICK LEADERS

LEADERSHIP
PLAYERS
2013-14
OPPONENTS
TRADITION
RECORDS
PLAYERS
HISTORY
MINORS
NHL
MEDIA

NAME	3GG	4GG	5GG	TOT
BOBBY HULL	24	4	0	28
STAN MIKITA	14	2	0	16
DENIS SAVARD	11	0	0	11
STEVE LARMER	9	0	0	9
DOUG BENTLEY	6	2	0	8
JIM PAPPIN	7	0	0	7
JEREMY ROENICK	4	2	0	6
AL SECORD	4	2	0	6
ERIC DAZE	5	1	0	6
TONY AMONTE	6	0	0	6
GRANT MULVEY	4	0	1	5
MAX BENTLEY	4	1	0	5
PIT MARTIN	4	1	0	5
BILL MOSIENKO	4	1	0	5
KEN WHARRAM	5	0	0	5
STEVE THOMAS	3	1	0	4
TROY MURRAY	4	0	0	4
PATRICK SHARP	4	0	0	4
BERNIE NICHOLLS	1	2	0	3
BRIAN NOONAN	2	1	0	3
DARRYL SUTTER	2	1	0	3
PAUL THOMPSON	2	1	0	3
IVAN BOLDIREV	3	0	0	3
TED BULLEY	3	0	0	3
MICHEL GOULET	3	0	0	3
CLIFF KOROLL	3	0	0	3
DARCY ROTA	3	0	0	3
ROY CONACHER	3	0	0	3
JONATHAN TOEWS	3	0	0	3
RICK VAIVE	3	0	0	3
JOHN GOTTSSELIG	1	1	0	2
ALEX KALETA	1	1	0	2
TYLER ARNASON	2	0	0	2
TOM COOK	2	0	0	2
CULLY DAHLSTROM	2	0	0	2
JEFF HAMILTON	2	0	0	2
DENNIS HULL	2	0	0	2
REG KERR	2	0	0	2
JOCELYN LEMIEUX	2	0	0	2
ED LITZENBERGER	2	0	0	2
TOM LYSIAK	2	0	0	2
DOUG MOHNS	2	0	0	2
STEVE SULLIVAN	2	0	0	2
PLAYERS WITH ONE HAT TRICK	39	5	0	44
TOTALS	215	29	1	245

CURRENT PLAYERS IN **BOLD RED**.

MULTIPLE HAT TRICKS IN ONE GAME

PLAYER	OPP	DATE
DOUG BENTLEY, BILL THOMS	NYR	02/07/43
DOUG BENTLEY, MAX BENTLEY	@ NYR	02/26/47
BOBBY HULL, STAN MIKITA	@ BOS	01/31/63
KEN WHARRAM, STAN MIKITA	DET	02/18/68
AL SECORD, TROY MURRAY	PIT	01/01/86
STEVE SULLIVAN, ERIC DAZE	BOS	03/09/03

BLACKHAWKS 4+ GOAL GAMES

PLAYER	OPPONENT	DATE
FRANK INGRAM (4)	PHI QU	01/01/31
PAUL THOMPSON (4)	TOR	02/03/32
JOHN GOTTSSELIG (4)	@ NYA	01/09/36
MAX BENTLEY (4)	NYR	01/28/43
DOUG BENTLEY (4)	@ NYR	02/22/44
CLINT SMITH (4)	MTL	03/04/45
ALEX KALETA (4)	@ TOR	01/26/46
DOUG BENTLEY (4)	@ NYR	02/26/47
JIM CONACHER (4)	NYR	11/25/48
BILL MOSIENKO (4)	@ DET	11/27/48
JACK MCINTYRE (4)	@ TOR	11/17/56
BOBBY HULL (4)	TOR	02/21/60
BOBBY HULL (4)	@ DET	02/01/62
BOBBY HULL (4)	BOS	12/15/65
BOBBY HULL (4)	NYR	01/16/66
STAN MIKITA (4)	PIT	12/06/67
PIT MARTIN (4)	DET	03/30/69
STAN MIKITA (4)	STL	12/16/70
AL SECORD (4)	TOR	11/01/81
GRANT MULVEY (5)	STL	02/03/82
DARRYL SUTTER (4)	QUE	12/12/82
AL SECORD (4)	TOR	01/07/87
STEVE THOMAS (4)	NJD	03/22/90
JEREMY ROENICK (4)	@ NYI	12/07/91
BRIAN NOONAN (4)	DET	12/29/91
JEREMY ROENICK (4)	WPG	02/24/94
BERNIE NICHOLLS (4)	@ VAN	02/05/95
BERNIE NICHOLLS (4)	@ LAK	02/28/95
ERIC DAZE (4)	@ FLA	03/15/98
MICHAEL NYLANDER (4)	@ BOS	12/04/99

BLACKHAWKS WITH ONE CAREER HAT TRICK

ADAM BROWN	DAN MALONEY
DUSTIN BYFUGLIEN	HAROLD "MUSH" MARCH
JIM CONACHER	NICK MICKOSKI
PETE CONACHER	EARL MILLER
ADAM CREIGHTON	AB McDONALD
J.P. DUMONT	JACK MCINTYRE
CURT FRASER	ERIC NESTERENKO
GEORGE GEE	MICHAEL NYLANDER
DIRK GRAHAM	RICK PATERSON
RED HAMILL	WAYNE PRESLEY
GEORGE HAY	FIDO PURPUR
KEN HODGE	DICK REDMOND
PETE HORECK	DOC ROMNES
FRANK INGRAM	RON SEDLBAUER
REGIS "PEP" KELLY	ART SOMERS
BILL KENDALL	CLINT SMITH
ANDREW LADD	VIKTOR STALBERG
HECTOR LALANDE	GAYE STEWART
WILDER LAROCHELLE	BILL THOMS
TONY LESWICK	DOUG WILSON
TED LINDSAY	JOHN WILSON
STEVE LUDZIK	ALEX ZHAMNOV

ALL-TIME HAT TRICKS

NO.	NAME	DATE	TEAM	NO.	NAME	DATE	TEAM
1	GEORGE HAY	02/19/27	DET *	44	ROY CONACHER	02/05/48	@ MTL
2	ART SOMERS	11/21/29	OTT	45	GAYE STEWART	02/25/48	@ NYR
3	EARL MILLER	12/08/29	NYA	46	JIM CONACHER (4)	11/25/48	NYR
4	FRANK INGRAM (4)	01/01/31	PHI QU	47	BILL MOSIENKO (4)	11/27/48	@ DET
5	TOMMY COOK	02/05/31	PHI QU	48	ROY CONACHER	12/25/49	@ BOS
6	PAUL THOMPSON (4)	02/03/32	TOR	49	ROY CONACHER	03/22/50	@ BOS
7	TOMMY COOK	03/04/32	NYA	50	BILL MOSIENKO	03/23/52	@ NYR
8	PAUL THOMPSON	01/01/33	MTL	51	PETE CONACHER	03/19/54	BOS
9	BILL KENDALL	12/17/33	MTL	52	ED LITZENBERGER	02/23/55	BOS **
10	DOC ROMNES	03/05/35	NYA	53	NICK MICKOSKI	11/18/55	BOS
11	HAROLD "MUSH" MARCH	03/16/35	@ BOS	54	TONY LESWICK	03/08/56	NYR ***
12	JOHN GOTTSLEUG (4)	01/09/36	@ NYA	55	JACK MCINTYRE (4)	11/17/56	@ TOR
13	REGIS "PEP" KELLY	01/26/37	@ NYA	56	JOHNNY WILSON	01/30/57	@ NYR
14	WILDER LAROCHELLE	01/28/37	@ MTL	57	HEC LALAIDE	02/21/57	@ NYR
15	PAUL THOMPSON	03/18/37	@ NYA	58	ERIC NESTERENKO	03/02/58	TOR
16	JOHN GOTTSLEUG	11/13/38	MTL	59	ED LITZENBERGER	02/07/59	@ NYR
17	DOUG BENTLEY	12/04/41	MTL	60	TED LINDSAY	02/22/59	TOR
18	RED HAMILL	01/08/42	MTL	61	BOBBY HULL	12/06/59	@ BOS
19	DOUG BENTLEY	11/19/42	DET	62	BOBBY HULL	12/20/59	TOR
20	MAX BENTLEY	12/06/42	MTL	63	BOBBY HULL	12/27/59	BOS
21	MAX BENTLEY (4)	01/28/43	NYR	64	BOBBY HULL (4)	02/21/60	TOR
22	DOUG BENTLEY	02/07/43	NYR	65	BOBBY HULL	10/09/60	NYR
23	BILL THOMS	02/07/43	NYR	66	BOBBY HULL	11/29/61	BOS
24	CULLY DAHLSTROM	11/14/43	NYR	67	AB McDONALD	12/06/61	@ NYR
25	DOUG BENTLEY	11/25/43	DET	68	BOBBY HULL (4)	02/01/62	@ DET
26	FIDO PURPUR	12/05/43	NYR	69	BOBBY HULL	01/31/63	@ BOS
27	BILL MOSIENKO	12/26/43	@ NYR	70	STAN MIKITA	01/31/63	@ BOS
28	BILL MOSIENKO	01/13/44	NYR	71	BOBBY HULL	02/17/63	BOS
29	DOUG BENTLEY (4)	02/22/44	@ NYR	72	STAN MIKITA	02/21/63	@ DET
30	CULLY DAHLSTROM	02/27/44	NYR	73	STAN MIKITA	02/24/63	BOS
31	BILL MOSIENKO	11/26/44	DET	74	STAN MIKITA	10/16/63	BOS
32	CLINT SMITH (4)	03/04/45	MTL	75	KEN WHARRAM	10/29/63	DET
33	MAX BENTLEY	11/08/45	@ NYR	76	BOBBY HULL	11/17/63	TOR
34	DOUG BENTLEY	12/23/45	DET	77	STAN MIKITA	12/11/63	@ NYR
35	MAX BENTLEY	01/20/46	NYR	78	BOBBY HULL	01/11/64	DET
36	GEORGE GEE	01/23/46	MTL	79	KEN WHARRAM	03/01/64	MTL
37	ALEX KALETA (4)	01/26/46	@ TOR	80	BOBBY HULL	10/25/64	@ NYR
38	PETE HORECK	03/13/46	DET	81	BOBBY HULL	11/15/64	TOR
39	ALEX KALETA	11/16/46	@ NYR	82	BOBBY HULL	10/23/65	@ TOR
40	DOUG BENTLEY (4)	02/26/47	@ NYR	83	BOBBY HULL	11/07/65	TOR
41	MAX BENTLEY	02/26/47	@ NYR	84	STAN MIKITA	12/04/65	@ BOS
42	ADAM BROWN	03/05/47	@ NYR	85	STAN MIKITA	12/05/65	@ NYR
43	DOUG BENTLEY	12/25/47	@ BOS	86	BOBBY HULL (4)	12/15/65	BOS

*AT WINDSOR, ONTARIO.

**AT ST. PAUL, MINN.

***AT ST. LOUIS, MO.



BILL MOSIENKO

LEADERSHIP

PLAYERS

2013-14

OPPONENTS

TRADITION

RECORDS

PLAYOFFS

HISTORY

MINORS

NHL

MEDIA

ALL-TIME HAT TRICKS

NO.	NAME	DATE	TEAM	NO.	NAME	DATE	TEAM
87	KEN HODGE	01/15/66	@ MTL	127	JIM PAPPIN	02/17/74	TOR
88	BOBBY HULL (4)	01/16/66	NYR	128	DARCY ROTA	10/27/74	STL
89	STAN MIKITA	11/27/66	@ BOS	129	JIM PAPPIN	02/12/75	BOS
90	DOUG MOHNS	12/08/66	@ BOS	130	JIM PAPPIN	02/22/75	WSH
91	BOBBY HULL	01/17/67	DET	131	IVAN BOLDIREV	12/23/75	STL
92	DOUG MOHNS	01/19/67	@ BOS	132	CLIFF KOROLL	03/16/76	@ KC
93	BOBBY HULL	02/11/67	@ TOR	133	DICK REDMOND	02/12/77	@ COL
94	BOBBY HULL	03/01/67	NYR	134	DARCY ROTA	03/26/77	MIN
95	BOBBY HULL	11/22/67	@ NYR	135	IVAN BOLDIREV	11/25/77	@ COL
96	STAN MIKITA	11/25/67	@ MIN	136	CLIFF KOROLL	01/18/78	WSH
97	STAN MIKITA (4)	12/06/67	PIT	137	GRANT MULVEY	03/22/78	@ WSH
98	KEN WHARRAM	02/18/68	DET	138	DARCY ROTA	11/25/78	@ MTL
99	STAN MIKITA	02/18/68	DET	139	TED BULLEY	01/06/79	@ TOR
100	JIM PAPPIN	10/16/68	MIN	140	IVAN BOLDIREV	02/17/79	@ STL
101	BOBBY HULL	11/14/68	@ PIT	141	GRANT MULVEY	03/29/79	NYI
102	BOBBY HULL	12/08/68	BOS	142	TED BULLEY	10/24/79	WPG
103	KEN WHARRAM	01/26/69	LAK	143	GRANT MULVEY	12/23/79	NYI
104	JIM PAPPIN	01/30/69	@ PHI	144	TOM LYSIAK	10/19/80	WSH
105	BOBBY HULL	02/20/69	@ LAK	145	REG KERR	10/29/80	WPG
106	KEN WHARRAM	03/26/69	NYR	146	RON SEDLBAUER	11/23/80	HFD
107	PIT MARTIN (4)	03/30/69	DET	147	REG KERR	12/07/80	@ NYR
108	STAN MIKITA	11/09/69	TOR	148	RICK PATERSON	01/28/81	VAN
109	CLIFF KOROLL	12/14/69	PHI	149	GRANT MULVEY	10/10/81	@ TOR
110	JIM PAPPIN	02/01/70	MIN	150	DARRYL SUTTER	10/18/81	EDM
111	STAN MIKITA	02/11/70	PIT	151	AL SECORD (4)	11/01/81	TOR
112	PIT MARTIN	04/05/70	MTL	152	GRANT MULVEY (5)	02/03/82	STL
113	BOBBY HULL	11/22/70	CALIF	153	TED BULLEY	02/13/82	@ TOR
114	PIT MARTIN	12/06/70	TOR	154	STEVE LARMER	11/14/82	MIN
115	STAN MIKITA (4)	12/16/70	STL	155	DARRYL SUTTER (4)	12/12/82	QUE
116	BOBBY HULL	02/06/71	@ MIN	156	STEVE LARMER	12/18/82	@ TOR
117	BOBBY HULL	02/21/71	LAK	157	TOM LYSIAK	01/12/83	EDM
118	BOBBY HULL	12/22/71	@ CALIF	158	AL SECORD	02/12/83	@ MIN
119	JIM PAPPIN	03/01/72	@ LAK	159	DENIS SAVARD	10/15/83	@ TOR
120	DENNIS HULL	11/04/72	@ MIN	160	DENIS SAVARD	11/29/84	@ PIT
121	DAN MALONEY	11/08/72	NYI	161	DENIS SAVARD	12/09/84	TOR
122	PIT MARTIN	11/29/72	DET	162	DENIS SAVARD	12/16/84	MIN
123	STAN MIKITA	12/05/73	@ DET	163	DARRYL SUTTER	03/02/85	@ STL
124	DENNIS HULL	01/06/74	CALIF	164	DENIS SAVARD	12/15/85	DET
125	PIT MARTIN	01/09/74	LAK	165	STEVE LUOZIK	12/28/85	@ WSH
126	STAN MIKITA	02/10/74	PIT	166	AL SECORD	01/01/86	PIT



BOBBY HULL

ALL-TIME HAT TRICKS

NO.	NAME	DATE	TEAM	NO.	NAME	DATE	TEAM
167	TROY MURRAY	01/01/86	PIT	208	STEVE LARMER	11/28/92	@ CGY
168	CURT FRASER	02/13/86	TOR	209	STEVE LARMER	12/23/92	@ OTT
169	TROY MURRAY	02/19/86	MIN	210	MICHEL GOULET	01/17/93	TOR
170	TROY MURRAY	02/27/86	@ LAK	211	JOCELYN LEMIEUX	01/02/94	WPG
171	STEVE LARMER	03/12/86	BUF	212	JEREMY ROENICK (4)	02/24/94	WPG
172	AL SECORD	11/01/86	@ MIN	213	BERNIE NICHOLLS (4)	02/05/95	@ VAN
173	DENIS SAVARD	11/23/86	NJD	214	BERNIE NICHOLLS (4)	02/28/95	@ LAK
174	AL SECORD (4)	01/07/87	TOR	215	BERNIE NICHOLLS	03/20/95	@ SJS
175	DENIS SAVARD	03/18/87	@ TOR	216	TONY AMONTE	02/22/96	STL*
176	DENIS SAVARD	04/05/87	TOR	217	TONY AMONTE	11/30/96	@ LAK
177	DENIS SAVARD	11/08/87	MIN	218	TONY AMONTE	03/16/97	NYI
178	WAYNE PRESLEY	11/11/87	DET	219	ALEX ZHAMNOV	04/11/97	CGY
179	RICK VAIVE	11/18/87	MIN	220	ERIC DAZE	04/13/97	@ DAL
180	STEVE THOMAS	01/08/88	TOR	221	ERIC DAZE (4)	03/15/98	@ FLA
181	DENIS SAVARD	01/17/88	WSH	222	TONY AMONTE	11/28/98	@ CGY
182	RICK VAIVE	02/28/88	PIT	223	TONY AMONTE	03/28/99	STL
183	STEVE LARMER	03/28/88	@ MIN	224	JEAN-PIERRE DUMONT	04/08/99	NYR
184	RICK VAIVE	10/12/88	WPG	225	MICHAEL NYLANDER (4)	12/04/99	@ BOS
185	ADAM CREIGHTON	02/19/89	MTL	226	TONY AMONTE	03/12/00	@ TBL
186	TROY MURRAY	10/24/89	@ DET	227	STEVE SULLIVAN	12/21/00	VAN
187	JEREMY ROENICK	12/23/89	@ TOR	228	ERIC DAZE	12/07/01	NYI
188	DENIS SAVARD	12/30/89	HFD	229	ERIC DAZE	12/31/01	@ OTT
189	AL SECORD	01/11/90	@ PHI	230	ERIC DAZE	12/11/02	@ NYR
190	STEVE THOMAS	01/14/90	CGY	231	TYLER ARNASON	12/28/02	@ SJS
191	DIRK GRAHAM	02/08/90	@ DET	232	STEVE SULLIVAN	03/09/03	BOS
192	JOCELYN LEMIEUX	02/20/90	@ STL	233	ERIC DAZE	03/09/03	BOS
193	STEVE THOMAS (4)	03/22/90	NJD	234	TYLER ARNASON	03/19/04	VAN
194	JEREMY ROENICK	10/11/90	PIT	235	JEFF HAMILTON	12/02/06	@ NSH
195	STEVE LARMER	10/13/90	@ MIN	236	JEFF HAMILTON	03/10/07	@ PHX
196	STEVE THOMAS	11/17/90	@ QUE	237	PATRICK SHARP	11/17/07	@ DET
197	JEREMY ROENICK	12/16/90	MIN	238	DUSTIN BYFUGLIEN	11/30/07	ARI
198	DOUG WILSON	01/26/91	TOR	239	JONATHAN TOEWS	02/27/09	PIT
199	MICHEL GOULET	02/23/91	@ MIN	240	ANDREW LADD	03/07/10	DET
200	STEVE LARMER	10/10/91	VAN	241	JONATHAN TOEWS	11/17/10	@ EDM
201	BRIAN NOONAN	12/05/91	LAK	242	PATRICK SHARP	11/25/11	@ ANA
202	JEREMY ROENICK (4)	12/07/91	@ NYI	243	VIKTOR STALBERG	01/10/12	CBJ
203	STEVE LARMER	12/08/91	MIN	244	JONATHAN TOEWS	10/29/13	OTT
204	BRIAN NOONAN	12/27/91	WPG	245	PATRICK SHARP	12/27/13**	COL
205	BRIAN NOONAN (4)	12/29/91	DET	246	PATRICK SHARP	01/03/14	@ NJD
206	JEREMY ROENICK	11/07/92	@ QUE				
207	MICHEL GOULET	11/08/92	PIT				

* FIRST HAT TRICK AT UNITED CENTER.

** FIRST BIRTHDAY HAT TRICK IN FRANCHISE HISTORY.

CURRENT PLAYERS IN **BOLD RED**.



PIT
MARTIN

LEADERSHIP

PLAYERS

2013-14

OPPONENTS

TRADITION

RECORDS

PLAYOFFS

HISTORY

MINORS

NHL

MEDIA

SHUTOUTS FOR AND AGAINST

LEADERSHIP
PLAYERS
2013-14
OPPONENTS
TRADITION
RECORDS
PLAYOFFS
HISTORY
MINORS
NHL
MEDIA

SEASON	HOME			ROAD		
	W	L	T	W	L	T
1926-27	2	2	0	3	3	0
1927-28	1	4	1	2	6	0
1928-29	1	9	1	2	9	1
1929-30	2	1	0	1	2	0
1930-31	5	1	0	6	1	1
1931-32	3	3	0	1	6	0
1932-33	2	2	2	0	5	1
1933-34	5	1	2	2	4	1
1934-35	5	1	0	3	5	0
1935-36	5	1	0	3	3	1
1936-37	1	3	0	2	2	2
1937-38	1	3	0	0	2	0
1938-39	3	5	0	2	2	0
1939-40	2	1	0	2	3	0
1940-41	2	3	0	1	0	0
1941-42	2	2	0	1	2	0
1942-43	1	0	0	0	2	0
1943-44	1	1	1	1	0	0
1944-45	2	0	1	0	1	1
1945-46	0	0	0	1	0	0
1946-47	0	0	1	0	2	0
1947-48	0	1	0	1	1	0
1948-49	0	2	0	0	0	0
1949-50	3	2	1	1	6	0
1950-51	1	2	0	1	2	1
1951-52	1	4	1	0	5	0
1952-53	5	4	1	0	5	0
1953-54	2	5	2	1	7	0
1954-55	0	3	0	0	4	0
1955-56	2	4	0	2	4	0
1956-57	2	4	1	0	6	0
1957-58	4	5	1	2	1	0
1958-59	0	0	0	1	3	0
1959-60	4	3	0	2	3	0
1960-61	4	1	0	2	2	0
1961-62	6	2	0	2	1	1
1962-63	1	1	1	3	1	0
1963-64	6	1	0	1	5	0
1964-65	5	1	0	1	2	1
1965-66	1	1	0	3	3	0
1966-67	4	2	0	2	2	0
1967-68	3	2	0	3	5	0
1968-69	1	0	0	4	2	0
1969-70	8	1	1	6	2	0
1970-71	4	0	0	2	0	0

SEASON	HOME			ROAD		
	W	L	T	W	L	T
1971-72	12	0	0	2	0	0
1972-73	3	1	0	1	2	0
1973-74	5	0	0	6	1	0
1974-75	7	0	0	0	3	0
1975-76	3	2	0	1	0	0
1976-77	1	2	0	1	5	0
1977-78	5	3	0	1	3	1
1978-79	2	2	0	2	0	0
1979-80	4	1	2	0	2	0
1980-81	0	1	0	0	1	0
1981-82	2	0	0	0	1	0
1982-83	4	0	0	1	0	0
1983-84	2	1	0	1	2	0
1984-85	1	0	0	1	1	0
1985-86	1	0	0	0	0	0
1986-87	1	0	0	0	1	0
1987-88	0	0	0	0	4	0
1988-89	0	0	0	0	3	0
1989-90	2	1	0	0	2	0
1990-91	2	1	0	2	2	0
1991-92	5	0	0	1	2	0
1992-93	6	1	0	3	2	0
1993-94	4	1	0	3	2	0
1994-95	1	0	0	4	1	0
1995-96	3	0	0	2	4	0
1996-97	2	6	0	1	1	0
1997-98	4	6	0	5	4	1
1998-99	3	0	0	1	4	0
1999-2000	2	3	0	2	1	0
2000-01	5	7	0	1	2	0
2001-02	4	1	0	2	2	0
2002-03	4	4	1	4	1	0
2003-04	4	3	0	0	4	0
2004-05	- SEASON CANCELED -					
2005-06	2	0	-	0	3	-
2006-07	2	4	-	1	2	-
2007-08	4	2	-	0	3	-
2008-09	3	2	-	3	3	-
2009-10	6	0	-	5	2	-
2010-11	3	2	-	2	2	-
2011-12	0	2	-	0	5	-
2012-13	2	0	-	5	0	-
2013-14	2	1	-	1	3	-
TOTALS	240	154	21	139	218	13

SHUTOUTS BY BLACKHAWKS GOALTENDERS

RK.	NAME	SHUTOUTS
1	TONY ESPOSITO*	74
2	GLENN HALL	51
3	CHUCK GARDINER	42
4	ED BELFOUR	30
5	MIKE KARAKAS	28
	JOCELYN THIBAUT	28
7	AL ROLLINS	17
8	JEFF HACKETT	14
9	DENIS DEJORDY	13
10	COREY CRAWFORD**	10
11	MURRAY BANNERMAN	8
	LORNE CHABOT	8
13	CRISTOBAL HUET	7
	ANTTI NIEMI	7
15	PAUL GOODMAN	6
	NIKOLAI KHABIBULIN	6
	HUGH LEHMAN	6
18	FRANK BRIMSEK	5
	HARRY LUMLEY	5
	GARY SMITH	5
21	DAVE DRYDEN	4
	SAM LOPRESTI	4
23	RAY EMERY	3
	MICHAEL LEIGHTON	3
	MIKE VEISOR	3
26	CRAIG ANDERSON	2
	JACQUES CLOUTIER	2
	PATRICK LALIME	2
	WARREN SKORODENSKI	2
	CHRIS TERRERI	2
	JIMMY WAITE	2
32	HANK BASSEN	1
	PAUL BIBEAULT	1
	BRIAN BOUCHER	1
	EMILE FRANCIS	1
	BERT GARDINER	1
	DOMINIK HASEK	1
	ADAM MUNRO	1
	JACK NORRIS	1
	STEVE PASSMORE	1
	ANTTI RAANTA	1
	BOB SAUVE	1
	MARTY TURCO	1

BLACKHAWKS ALL-TIME SCORELESS TIES

DATE	OPPONENT	CHI GOALIE	OPP. GOALIE
11/26/27	DET	GARDINER	HOLMES
02/24/29	DET	GARDINER	DOLSON
02/28/29	NYR	GARDINER	ROACH
12/18/30	@ MTL	GARDINER	HAINSWORTH
12/18/32	@ NYA	GARDINER	WORTERS
01/05/33	BOS	GARDINER	THOMPSON
02/19/33	MTL MA	GARDINER	KERR
12/21/33	@ MTL MA	GARDINER	KERR
01/11/34	BOS	GARDINER	THOMPSON
02/22/34	NYA	GARDINER	WORTERS
11/14/35	@ DET	KARAKAS	SMITH
11/12/36	@ NYA	KARAKAS	WORTERS
12/08/36	@ NYR	KARAKAS	KERR
02/20/44	TOR	KARAKAS	BIBEAULT
01/07/45	@ NYR	KARAKAS	MCAULEY
02/18/45	MTL	KARAKAS	DURNAN
12/04/46	DET	BIBEAULT	LUMLEY
11/13/49	MTL	BRIMSEK	DURNAN
12/02/50	@ TOR	LUMLEY	ROLLINS
01/31/52	BOS	LUMLEY	HENRY
03/15/53	DET	ROLLINS	SAWCHUK
11/01/53	BOS	ROLLINS	HENRY
03/05/54	NYR	ROLLINS	BOWER
03/05/57	TOR	ROLLINS	CHADWICK
12/28/57	BOS	HALL	SIMMONS
12/27/61	@ TOR	HALL	BOWER
10/13/62	DET	HALL	SAWCHUK
01/13/65	@ TOR	DEJORDY	BOWER
03/11/70	BOS	ESPOSITO	JOHNSTON
01/07/78	@ STL	ESPOSITO	MYRE
10/31/79	BUF	ESPOSITO	SAUVE
12/19/79	PIT	ESPOSITO	MILLEN
12/17/97	@ EDM	HACKETT	JOSEPH
01/08/03	ARI	LEIGHTON	BIERK

LEADERSHIP

PLAYERS

2013-14

OPPONENTS

TRADITION

RECORDS

PLAYOFFS

HISTORY

MINORS

NHL

MEDIA

* TONY ESPOSITO AND MICHEL DUMAS SHARED A SHUTOUT ON 02/23/75 VS. ATL

** COREY CRAWFORD AND RAY EMERY SHARED A SHUTOUT ON 02/28/13 @ STL

CURRENT PLAYERS IN **BOLD RED**.



GLENN
HALL 1

ALL-TIME SHUTOUTS

LEADERSHIP
PLAYERS
2013-14
OPPONENTS
TRADITION
RECORDS
PLAYOFFS
HISTORY
MINORS
NHL
MEDIA

NO.	NAME	DATE	TEAM	SCORE
1	HUGH LEHMAN	12/11/26	@ MTL	3-0
2	HUGH LEHMAN	12/25/26	DET	2-0
3	HUGH LEHMAN	01/08/27	@ PIT PI	4-0
4	HUGH LEHMAN	03/01/27	NYR	3-0
5	HUGH LEHMAN	04/13/27	@ BOS	4-0
6	CHARLES GARDINER	11/26/27	DET	0-0 OT
7	CHARLES GARDINER	01/18/28	DET	2-0
8	CHARLES GARDINER	02/05/28	@ NYA	6-0
9	CHARLES GARDINER	02/12/28	@ NYR	3-0
10	CHARLES GARDINER	12/27/28	@ NYA	2-0
11	CHARLES GARDINER	02/05/29	@ DET	1-0
12	CHARLES GARDINER	02/24/29	DET	0-0 OT
13	CHARLES GARDINER	02/28/29	NYR	0-0 OT
14	CHARLES GARDINER	03/10/29	PIT PI	1-0
15	CHARLES GARDINER	11/24/29	DET	4-0
16	CHARLES GARDINER	02/25/30	@ MTL MA	2-0
17	CHARLES GARDINER	03/02/30	PIT PI	3-0
18	CHARLES GARDINER	11/20/30	BOS	1-0
19	CHARLES GARDINER	11/23/30	MTL	3-0
20	CHARLES GARDINER	11/27/30	@ NYR	4-0
21	CHARLES GARDINER	11/29/30	@ OTT	3-0
22	CHARLES GARDINER	12/18/30	@ MTL	0-0 OT
23	CHARLES GARDINER	01/08/31	@ PHI QU	4-0
24	CHARLES GARDINER	01/11/31	@ NYR	2-0
25	CHARLES GARDINER	01/13/31	@ NYA	1-0
26	CHARLES GARDINER	01/15/31	BOS	2-0
27	CHARLES GARDINER	03/01/31	OTT	5-0
28	CHARLES GARDINER	03/05/31	NYA	1-0
29	CHARLES GARDINER	03/17/31	@ PHI QU	4-0
30	CHARLES GARDINER	12/20/31	TOR	1-0 OT
31	CHARLES GARDINER	01/21/32	@ NYA	1-0
32	CHARLES GARDINER	02/03/32	TOR	7-0
33	CHARLES GARDINER	03/20/32	BOS	1-0
34	CHARLES GARDINER	12/18/32	@ NYA	0-0 OT
35	CHARLES GARDINER	01/05/33	BOS	0-0 OT
36	CHARLES GARDINER	01/19/33	NYA	6-0
37	CHARLES GARDINER	02/12/33	MTL	2-0
38	CHARLES GARDINER	02/19/33	MTL MA	0-0 OT
39	CHARLES GARDINER	11/12/33	NYR	1-0
40	CHARLES GARDINER	11/23/33	@ NYA	2-0
41	CHARLES GARDINER	11/26/33	BOS	1-0
42	CHARLES GARDINER	12/14/33	DET	4-0
43	CHARLES GARDINER	12/21/33	@ MTL MA	0-0 OT
44	CHARLES GARDINER	01/11/34	BOS	0-0 OT
45	CHARLES GARDINER	01/14/34	NYA	4-0
46	CHARLES GARDINER	01/28/34	TOR	2-0
47	CHARLES GARDINER	01/30/34	@ OTT	2-0
48	CHARLES GARDINER	02/22/34	NYA	0-0 OT
49	LORNE CHABOT	11/22/34	STL EA	1-0
50	LORNE CHABOT	11/25/34	BOS	4-0
51	LORNE CHABOT	12/09/34	NYR	4-0
52	LORNE CHABOT	12/11/34	DET	4-0
53	LORNE CHABOT	01/05/35	@ BOS	6-0
54	LORNE CHABOT	01/22/35	@ NYA	2-0
55	LORNE CHABOT	02/14/35	@ DET	3-0
56	LORNE CHABOT	03/03/35	@ MTL	3-0
57	MIKE KARAKAS	11/14/35	@ DET	0-0 OT

NO.	NAME	DATE	TEAM	SCORE
58	MIKE KARAKAS	11/17/35	NYR	3-0
59	MIKE KARAKAS	12/01/35	MTL	1-0
60	MIKE KARAKAS	12/08/35	BOS	1-0
61	MIKE KARAKAS	12/25/35	@ DET	2-0
62	MIKE KARAKAS	01/21/36	@ NYR	1-0
63	MIKE KARAKAS	02/02/36	TOR	2-0
64	MIKE KARAKAS	02/25/36	@ MTL MA	2-0
65	MIKE KARAKAS	03/08/36	MTL	2-0
66	MIKE KARAKAS	11/12/36	@ NYA	0-0 OT
67	MIKE KARAKAS	11/26/36	@ DET	2-0
68	MIKE KARAKAS	12/08/36	@ NYR	0-0 OT
69	MIKE KARAKAS	01/21/37	NYR	2-0
70	MIKE KARAKAS	01/26/37	@ NYA	9-0
71	MIKE KARAKAS	01/09/38	MTL MA	1-0
72	MIKE KARAKAS	11/05/38	@ TOR	2-0
73	MIKE KARAKAS	11/27/38	@ NYR	1-0
74	MIKE KARAKAS	12/11/38	NYA	4-0
75	MIKE KARAKAS	12/18/38	NYR	5-0
76	MIKE KARAKAS	01/08/39	TOR	1-0
77	PAUL GOODMAN	01/01/40	DET	1-0
78	PAUL GOODMAN	01/09/40	@ MTL	2-0
79	PAUL GOODMAN	02/09/40	@ DET	3-0
80	PAUL GOODMAN	02/11/40	NYR	3-0
81	PAUL GOODMAN	11/23/40	@ TOR	1-0
82	PAUL GOODMAN	12/19/40	MTL	2-0
83	SAM LOPRESTI	02/27/41	DET	1-0
84	SAM LOPRESTI	11/06/41	BRK	1-0
85	SAM LOPRESTI	12/20/41	@ TOR	2-0
86	SAM LOPRESTI	02/15/42	BOS	2-0
87	BERT GARDINER	02/21/43	TOR	5-0
88	MIKE KARAKAS	02/01/44	@ BOS	2-0
89	MIKE KARAKAS	02/20/44	TOR	0-0
90	MIKE KARAKAS	03/19/44	DET	2-0
91	MIKE KARAKAS	01/07/45	@ NYR	0-0
92	MIKE KARAKAS	01/21/45	TOR	4-0
93	MIKE KARAKAS	02/18/45	MTL	0-0
94	MIKE KARAKAS	02/21/45	BOS	5-0
95	MIKE KARAKAS	01/05/46	@ TOR	3-0
96	PAUL BIBEALUT	12/04/46	DET	0-0
97	EMILE FRANCIS	02/11/48	@ BOS	3-0
98	FRANK BRIMSEK	10/29/49	@ NYR	2-0
99	FRANK BRIMSEK	11/13/49	MTL	0-0
100	FRANK BRIMSEK	02/01/50	TOR	3-0
101	FRANK BRIMSEK	02/15/50	DET	3-0
102	FRANK BRIMSEK	03/15/50	TOR	4-0
103	HARRY LUMLEY	11/26/50	DET	5-0
104	HARRY LUMLEY	12/02/50	@ TOR	0-0
105	HARRY LUMLEY	12/09/50	@ MTL	5-0
106	HARRY LUMLEY	11/18/51	TOR	1-0
107	HARRY LUMLEY	01/31/52	BOS	0-0
108	AL ROLLINS	10/12/52	NYR	2-0
109	AL ROLLINS	11/23/52	DET	3-0
110	AL ROLLINS	01/18/53	NYR	2-0
111	AL ROLLINS	02/22/53	BOS	2-0
112	AL ROLLINS	02/27/53	BOS	3-0
113	AL ROLLINS	03/15/53	DET	0-0
114	AL ROLLINS	10/31/53	MTL	1-0

ALL-TIME SHUTOUTS

NO.	NAME	DATE	TEAM	SCORE
115	AL ROLLINS	11/01/53	BOS	0-0
116	AL ROLLINS	12/06/53	@ DET	5-0
117	AL ROLLINS	03/05/54	NYR	0-0
118	AL ROLLINS	03/19/54	BOS	7-0
119	AL ROLLINS	10/25/55	BOS	2-0#
120	AL ROLLINS	11/11/55	TOR	2-0
121	AL ROLLINS	11/21/55	@ BOS	6-0
122	HANK BASSEN	01/12/56	@ BOS	5-0
123	AL ROLLINS	10/30/56	BOS	4-0
124	AL ROLLINS	12/30/56	TOR	2-0
125	AL ROLLINS	03/03/57	TOR	0-0
126	GLENN HALL	10/08/57	TOR	1-0
127	GLENN HALL	10/27/57	@ DET	3-0
128	GLENN HALL	10/29/57	DET	1-0
129	GLENN HALL	11/09/57	NYR	5-0
130	GLENN HALL	12/04/57	@ NYR	2-0
131	GLENN HALL	12/28/57	BOS	0-0
132	GLENN HALL	02/16/58	MTL	4-0
133	GLENN HALL	01/07/59	@ NYR	4-0
134	GLENN HALL	12/16/59	BOS	4-0
135	GLENN HALL	12/23/59	@ NYR	3-0
136	GLENN HALL	01/10/60	MTL	3-0
137	GLENN HALL	02/14/60	MTL	2-0
138	GLENN HALL	03/03/60	@ BOS	2-0
139	GLENN HALL	03/05/60	NYR	5-0
140	GLENN HALL	10/12/60	TOR	3-0
141	GLENN HALL	11/09/60	TOR	2-0
142	GLENN HALL	12/14/60	NYR	4-0
143	GLENN HALL	12/25/60	@ DET	3-0
144	GLENN HALL	12/31/60	@ DET	3-0
145	GLENN HALL	01/01/61	DET	3-0
146	GLENN HALL	11/07/61	TOR	6-0
147	GLENN HALL	11/15/61	DET	2-0
148	GLENN HALL	12/27/61	@ TOR	0-0
149	GLENN HALL	01/01/62	MTL	2-0
150	GLENN HALL	01/11/62	@ BOS	6-0
151	GLENN HALL	01/28/62	@ NYR	3-0
152	GLENN HALL	02/18/62	BOS	6-0
153	GLENN HALL	02/25/62	BOS	8-0
154	GLENN HALL	03/20/62	DET	3-0
155	GLENN HALL	10/13/62	DET	0-0
156	GLENN HALL	11/22/62	TOR	1-0
157	GLENN HALL	11/29/62	@ BOS	5-0
158	GLENN HALL	01/26/63	@ DET	3-0
159	GLENN HALL	03/14/63	@ BOS	2-0
160	GLENN HALL	11/02/63	@ TOR	2-0
161	GLENN HALL	11/17/63	TOR	6-0
162	GLENN HALL	11/28/63	TOR	2-0
163	GLENN HALL	12/08/63	MTL	3-0
164	GLENN HALL	12/29/63	TOR	2-0

AT ST. LOUIS, MO.

NO.	NAME	DATE	TEAM	SCORE
165	GLENN HALL	02/23/64	BOS	2-0
166	GLENN HALL	03/17/64	NYR	4-0
167	GLENN HALL	10/14/64	BOS	3-0
168	DENIS DEJORDY	12/13/64	DET	5-0
169	DENIS DEJORDY	01/13/65	@ TOR	0-0
170	DENIS DEJORDY	01/31/65	MTL	0-0
171	GLENN HALL	02/13/65	@ NYR	3-0
172	GLENN HALL	02/21/65	BOS	7-0
173	GLENN HALL	03/07/65	MTL	7-0
174	GLENN HALL	10/23/65	@ TOR	4-0
175	GLENN HALL	11/07/65	TOR	9-0
176	GLENN HALL	11/27/65	@ NYR	1-0
177	GLENN HALL	12/29/65	@ NYR	3-0
178	GLENN HALL	11/24/66	MTL	5-0
179	DENIS DEJORDY	01/15/67	TOR	4-0
180	DENIS DEJORDY	02/05/67	@ BOS	5-0
181	DENIS DEJORDY	02/08/67	MTL	5-0
182	GLENN HALL	03/12/67	TOR	5-0
183	DENIS DEJORDY	04/02/67	@ NYR	8-0
184	DENIS DEJORDY	12/10/67	@ PHI	3-0
185	DENIS DEJORDY	12/17/67	TOR	2-0
186	DENIS DEJORDY	12/31/67	OAK	3-0
187	DAVE DRYDEN	02/21/68	@ OAK	1-0
188	DENIS DEJORDY	02/28/68	@ TOR	1-0
189	JACK MORRIS	03/10/68	TOR	4-0
190	DAVE DRYDEN	11/20/68	@ MIN	2-0
191	DAVE DRYDEN	11/24/68	MIN	6-0
192	DENIS DEJORDY	12/19/68	@ DET	2-0
193	DENIS DEJORDY	01/30/69	@ PHI	12-0
194	DAVE DRYDEN	02/15/69	@ PHI	3-0
195	TONY ESPOSITO	10/25/69	@ MTL	5-0
196	TONY ESPOSITO	11/09/69	TOR	9-0
197	TONY ESPOSITO	11/16/69	MTL	1-0
198	TONY ESPOSITO	11/26/69	LAK	6-0
199	TONY ESPOSITO	12/19/69	@ OAK	4-0
200	TONY ESPOSITO	12/21/69	STL	4-0
201	TONY ESPOSITO	12/27/69	@ PIT	3-0
202	TONY ESPOSITO	01/07/70	DET	7-0
203	TONY ESPOSITO	01/14/70	PIT	5-0
204	TONY ESPOSITO	01/17/70	@ BOS	1-0
205	TONY ESPOSITO	01/31/70	@ PHI	5-0
206	TONY ESPOSITO	03/11/70	BOS	0-0
207	TONY ESPOSITO	03/22/70	STL	1-0
208	TONY ESPOSITO	03/26/70	@ DET	1-0
209	TONY ESPOSITO	03/29/70	TOR	4-0

MIKE KARAKAS



LEADERSHIP

PLAYERS

2013-14

OPPONENTS

TRADITION

RECORDS

PLAYOFFS

HISTORY

MINORS

ALL-TIME

MEDIA

ALL-TIME SHUTOUTS

LEADERSHIP
PLAYERS
2013-14
OPPONENTS
TRADITION
RECORDS
PLAYOFFS
HISTORY
MINORS
NHL
MEDIA

NO.	NAME	DATE	TEAM	SCORE
210	TONY ESPOSITO	10/24/70	@ TOR	1-0
211	TONY ESPOSITO	10/25/70	@ BUF	4-0
212	TONY ESPOSITO	11/22/70	CALIF	9-0
213	TONY ESPOSITO	01/21/71	DET	2-0
214	TONY ESPOSITO	02/07/71	PIT	1-0
215	TONY ESPOSITO	03/21/71	DET	2-0
216	TONY ESPOSITO	10/13/71	STL	1-0
217	TONY ESPOSITO	10/17/71	LAK	4-0
218	GARY SMITH	11/03/71	PHI	3-0
219	TONY ESPOSITO	11/17/71	VAN	3-0
220	GARY SMITH	12/05/71	LAK	7-0
221	GARY SMITH	12/19/71	STL	2-0
222	GARY SMITH	01/08/72	@ PIT	4-0
223	TONY ESPOSITO	01/19/72	CALIF	2-0
224	TONY ESPOSITO	01/23/72	TOR	4-0
225	TONY ESPOSITO	01/27/72	VAN	4-0
226	TONY ESPOSITO	02/06/72	MIN	5-0
227	TONY ESPOSITO	02/26/72	CALIF	3-0
228	TONY ESPOSITO	03/26/72	STL	4-0
229	GARY SMITH	04/01/72	@ STL	2-0
230	TONY ESPOSITO	12/06/72	LAK	6-0
231	TONY ESPOSITO	12/17/72	LAK	2-0
232	TONY ESPOSITO	01/06/73	@ MIN	2-0
233	TONY ESPOSITO	03/24/73	ATL	7-0
234	TONY ESPOSITO	10/10/73	@ LAK	3-0
235	TONY ESPOSITO	10/17/73	VAN	5-0
236	TONY ESPOSITO	11/09/73	@ VAN	4-0
237	TONY ESPOSITO	11/11/73	@ LAK	3-0
238	TONY ESPOSITO	12/01/73	@ MTL	5-0
239	TONY ESPOSITO	02/03/74	STL	3-0
240	TONY ESPOSITO	02/08/74	@ ATL	3-0
241	TONY ESPOSITO	02/13/74	LAK	4-0
242	TONY ESPOSITO	02/16/74	@ NYI	4-0
243	TONY ESPOSITO	02/20/74	CALIF	3-0
244	MIKE VEISOR	03/24/74	MIN	6-0
245	TONY ESPOSITO	10/16/74	BOS	4-0
246	TONY ESPOSITO	10/20/74	MIN	6-0
247	TONY ESPOSITO	11/23/74	KC	6-0
248	TONY ESPOSITO	12/01/74	MIN	3-0
249	TONY ESPOSITO	12/22/74	TOR	3-0
250	TONY ESPOSITO	02/23/75	ATL	4-0*
251	TONY ESPOSITO	04/06/75	MIN	3-0
252	TONY ESPOSITO	10/12/75	VAN	3-0
253	TONY ESPOSITO	10/25/75	@ KC	4-0
254	TONY ESPOSITO	11/09/75	MIN	3-0
255	TONY ESPOSITO	01/18/76	PHI	2-0
256	TONY ESPOSITO	10/17/76	MIN	3-0
257	TONY ESPOSITO	01/22/77	@ DET	3-0
258	MIKE VEISOR	10/16/77	@ BUF	2-0
259	TONY ESPOSITO	10/23/77	STL	3-0
260	TONY ESPOSITO	12/18/77	ATL	3-0
261	MIKE VEISOR	12/28/77	TOR	4-0
262	TONY ESPOSITO	01/07/78	@ STL	0-0
263	TONY ESPOSITO	01/26/78	CLE	5-0
264	TONY ESPOSITO	04/01/78	DET	2-0
265	TONY ESPOSITO	01/10/79	LAK	3-0
266	TONY ESPOSITO	01/24/79	@ VAN	5-0
267	TONY ESPOSITO	03/02/79	@ COL	4-0

* TONY ESPOSITO AND MICHEL DUMAS SHARED A SHUTOUT.

NO.	NAME	DATE	TEAM	SCORE
268	TONY ESPOSITO	03/25/79	COL	3-0
269	TONY ESPOSITO	10/24/79	WPG	4-0
270	TONY ESPOSITO	10/31/79	BUF	0-0
271	TONY ESPOSITO	11/27/79	WSH	4-0
272	TONY ESPOSITO	12/19/79	PIT	0-0
273	TONY ESPOSITO	12/23/79	NYI	8-0
274	TONY ESPOSITO	01/27/80	MIN	3-0
275	MURRAY BANNERMAN	10/11/81	CGY	3-0
276	TONY ESPOSITO	11/15/81	COL	10-0
277	MURRAY BANNERMAN	10/20/82	BUF	4-0
278	MURRAY BANNERMAN	11/21/82	DET	3-0
279	MURRAY BANNERMAN	02/01/83	@ STL	5-0
280	TONY ESPOSITO	03/27/83	DET	6-0
281	MURRAY BANNERMAN	03/30/83	MIN	5-0
282	MURRAY BANNERMAN	11/30/83	@ NYR	4-0
283	MURRAY BANNERMAN	01/08/84	VAN	2-0
284	TONY ESPOSITO	01/15/84	PIT	2-0
285	WARREN SKORODENSKI	11/17/84	@ HFD	7-0
286	WARREN SKORODENSKI	04/03/85	NJD	5-0
287	MURRAY BANNERMAN	11/20/85	VAN	2-0
288	BOB SAUVE	01/28/87	TOR	5-0
289	JACQUES CLOUTIER	10/15/89	DET	3-0
290	JACQUES CLOUTIER	10/29/89	WSH	1-0
291	ED BELFOUR	10/18/90	TOR	3-0
292	ED BELFOUR	12/31/90	@ DET	4-0
293	ED BELFOUR	01/28/91	@ VAN	1-0
294	ED BELFOUR	03/03/91	VAN	8-0
295	ED BELFOUR	11/10/91	HFD	3-0
296	ED BELFOUR	11/14/91	TOR	3-0
297	DOMINIK HASEK	01/09/92	TOR	2-0
298	ED BELFOUR	01/16/92	TOR	4-0
299	ED BELFOUR	01/25/92	@ MIN	2-0
300	ED BELFOUR	03/08/92	BOS	4-0
301	JIMMY WAITE	10/10/92	@ STL	3-0
302	ED BELFOUR	11/05/92	TOR	1-0
303	ED BELFOUR	11/12/92	STL	1-0
304	JIMMY WAITE	12/06/92	MTL	2-0
305	ED BELFOUR	12/12/92	@ MIN	3-0
306	ED BELFOUR	12/20/92	MIN	4-0
307	ED BELFOUR	12/31/92	TBL	5-0
308	ED BELFOUR	03/16/93	@ CGY	1-0
309	ED BELFOUR	03/28/93	HFD	3-0
310	ED BELFOUR	11/07/93	EDM	3-0
311	ED BELFOUR	12/19/93	ANA	2-0
312	ED BELFOUR	01/13/94	TBL	1-0
313	ED BELFOUR	01/25/94	@ DET	5-0
314	ED BELFOUR	01/31/94	@ OTT	1-0
315	ED BELFOUR	03/08/94	ANA	3-0
316	ED BELFOUR	03/09/94	@ LAK	4-0**
317	ED BELFOUR	02/01/95	@ EDM	7-0
318	ED BELFOUR	02/07/95	@ ANA	3-0
319	ED BELFOUR	02/09/95	@ STL	5-0
320	ED BELFOUR	03/05/95	ANA	3-0
321	ED BELFOUR	04/30/95	@ DET	4-0
322	JEFF HACKETT	12/23/95	@ DAL	2-0
323	JEFF HACKETT	12/31/95	NJD	5-0
324	JEFF HACKETT	01/12/96	@ ANA	3-0
325	ED BELFOUR	01/31/96	@ EDM	4-0

** NEUTRAL-SITE GAME PLAYED IN PHOENIX.

ALL-TIME SHUTOUTS

NO.	NAME	DATE	TEAM	SCORE
326	JEFF HACKETT	02/15/96	BOS	3-0
327	ED BELFOUR	11/10/96	OTT	2-0
328	JEFF HACKETT	02/15/97	NYR	2-0
329	JEFF HACKETT	05/02/97	@ PHX	4-0
330	CHRIS TERRERI	10/22/97	@ NYR	1-0
331	CHRIS TERRERI	10/29/97	VAN	3-0
332	JEFF HACKETT	11/19/97	@ ANA	4-0
333	JEFF HACKETT	12/17/97	@ EDM	0-0
334	JEFF HACKETT	12/20/97	@ EDM	5-0
335	JEFF HACKETT	12/28/97	ANA	2-0
336	JEFF HACKETT	01/24/98	@ SJS	3-0
337	JEFF HACKETT	02/28/98	@ COL	4-0
338	JEFF HACKETT	03/19/98	MTL	1-0
339	JEFF HACKETT	03/22/98	BOS	1-0
340	JOCELYN THIBAUT	12/31/98	NYI	1-0
341	JOCELYN THIBAUT	01/21/99	MTL	3-0
342	JOCELYN THIBAUT	02/17/99	VAN	4-0
343	JOCELYN THIBAUT	03/06/99	@ SJS	4-0
344	JOCELYN THIBAUT	10/27/99	@ MTL	1-0
345	STEVE PASSMORE	11/12/99	NYI	5-0
346	JOCELYN THIBAUT	03/21/00	@ PHX	3-0
347	JOCELYN THIBAUT	03/30/00	TOR	4-0
348	JOCELYN THIBAUT	12/03/00	CBJ	5-0
349	JOCELYN THIBAUT	12/16/00	@ NSH	3-0
350	JOCELYN THIBAUT	01/03/01	VAN	6-0
351	JOCELYN THIBAUT	01/17/01	FLA	5-0
352	JOCELYN THIBAUT	02/18/01	LAK	3-0
353	JOCELYN THIBAUT	02/23/01	ATL	1-0
354	JOCELYN THIBAUT	10/11/01	PHX	3-0
355	JOCELYN THIBAUT	12/17/01	@ DET	2-0
356	JOCELYN THIBAUT	01/04/02	TBL	2-0
357	JOCELYN THIBAUT	01/06/02	PIT	2-0
358	JOCELYN THIBAUT	01/16/02	@ FLA	3-0
359	JOCELYN THIBAUT	04/14/02	CBJ	2-0
360	JOCELYN THIBAUT	10/13/02	BUF	3-0
361	JOCELYN THIBAUT	11/05/02	@ DET	2-0
362	JOCELYN THIBAUT	11/07/02	ATL	5-0
363	JOCELYN THIBAUT	12/04/02	OTT	1-0
364	JOCELYN THIBAUT	12/30/02	@ LA	2-0
365	MICHAEL LEIGHTON	01/08/03	PHX	0-0
366	JOCELYN THIBAUT	01/12/03	NSH	2-0
367	JOCELYN THIBAUT	02/08/03	@ EDM	3-0
368	JOCELYN THIBAUT	03/14/03	@ PHX	4-0
369	JOCELYN THIBAUT	10/08/03	MIN	1-0
370	MICHAEL LEIGHTON	12/23/03	STL	3-0
371	MICHAEL LEIGHTON	12/28/03	DET	3-0

NO.	NAME	DATE	TEAM	SCORE
372	CRAIG ANDERSON	01/22/04	CBJ	7-0
373	ADAM MUNRO	01/26/06	CGY	2-0
374	CRAIG ANDERSON	03/01/06	NSH	3-0
375	BRIAN BOUCHER	11/12/06	CBJ	1-0
376	PATRICK LALIME	02/07/07	@ VAN	3-0
377	NIKOLAI KHABIBULIN	03/06/07	LAK	3-0
378	NIKOLAI KHABIBULIN	02/20/08	MIN	3-0
379	PATRICK LALIME	02/27/08	PHX	1-0
380	COREY CRAWFORD	03/05/08	ANA	3-0
381	NIKOLAI KHABIBULIN	03/19/08	VSH	5-0
382	NIKOLAI KHABIBULIN	10/22/08	EDM	3-0
383	CRISTOBAL HUET	12/10/08	OTT	2-0
384	CRISTOBAL HUET	01/06/09	@ PHX	6-0
385	CRISTOBAL HUET	02/19/09	@ FLA	4-0
386	NIKOLAI KHABIBULIN	04/05/09	@ CBJ	1-0
387	NIKOLAI KHABIBULIN	04/12/09	DET	3-0
388	ANTTI NIEMI	10/03/09	@ FLA	4-0*
389	CRISTOBAL HUET	10/24/09	NSH	2-0
390	ANTTI NIEMI	11/22/09	@ VAN	1-0
391	ANTTI NIEMI	12/03/09	TBL	4-0
392	CRISTOBAL HUET	12/16/09	STL	3-0
393	CRISTOBAL HUET	12/20/09	DET	3-0
394	ANTTI NIEMI	12/23/09	@ DET	3-0
395	CRISTOBAL HUET	01/14/10	CBJ	3-0
396	ANTTI NIEMI	03/18/10	@ LAK	3-0
397	ANTTI NIEMI	03/23/10	PHX	2-0
398	ANTTI NIEMI	03/31/10	@ MIN	4-0
399	MARTY TURCO	11/17/10	@ EDM	5-0
400	COREY CRAWFORD	01/09/11	NYI	5-0
401	COREY CRAWFORD	01/12/11	COL	4-0
402	COREY CRAWFORD	02/24/11	@ NSH	3-0
403	COREY CRAWFORD	03/23/11	FLA	4-0
404	COREY CRAWFORD	02/10/13	@ NSH	3-0
405	COREY CRAWFORD	02/24/13	CBJ	1-0
406	COREY CRAWFORD	02/28/13	@ STL	3-0**
407	RAY EMERY	03/26/13	CGY	2-0
408	RAY EMERY	04/06/13	@ NSH	1-0
409	RAY EMERY	04/09/13	@ MIN	1-0
410	COREY CRAWFORD	04/14/13	@ STL	2-0
411	ANTTI RAANTA	12/30/13	LAK	1-0
412	COREY CRAWFORD	02/05/14	@ ANA	2-0
413	COREY CRAWFORD	03/19/14	STL	4-0

* GAME PLAYED IN HELSINKI, FINLAND.

** COREY CRAWFORD AND RAY EMERY SHARED A SHUTOUT.
CURRENT PLAYERS IN **BOLD RED**.

BLACKHAWKS 30+ WIN SEASONS

WINS	GOALIE	SEASON	GP	RECORD	WINS	GOALIE	SEASON	GP	RECORD
43	ED BELFOUR	1990-91	74	43-19-7	33	COREY CRAWFORD	2010-11	57	33-18-6
41	ED BELFOUR	1992-93	71	41-18-11	32	TONY ESPOSITO	1972-73	56	32-17-7
38	TONY ESPOSITO	1969-70	63	38-17-8	32	COREY CRAWFORD	2013-14	59	32-16-10
37	ED BELFOUR	1993-94	70	37-24-6	31	TONY ESPOSITO	1971-72	48	31-10-6
35	TONY ESPOSITO	1970-71	57	35-14-7	31	TONY ESPOSITO	1979-80	69	31-22-16
34	GLENN HALL	1965-66	63	34-21-7	31	GLENN HALL	1961-62	70	31-26-13
34	GLENN HALL	1963-64	65	34-19-11	30	GLENN HALL	1962-63	66	30-20-15
34	TONY ESPOSITO	1973-74	70	34-14-21	30	TONY ESPOSITO	1975-76	68	30-23-13
34	TONY ESPOSITO	1974-75	71	34-30-7	30	COREY CRAWFORD	2011-12	57	30-17-7
33	JOCELYN THIBAUT	2001-02	67	33-23-9					

LEADERSHIP
PLAYERS
2013-14
OPPONENTS
TRADITION
RECORDS
PLAYOFFS
HISTORY
MINORS
NHL
MEDIA

PENALTY SHOTS FOR AND AGAINST

PENALTY SHOTS: AGAINST

PLAYER	DATE
EARL ROBINSON	12/16/34
CHARLIE CONACHER	12/22/34
BERT CONNOLLY	01/24/35
KING CLANCY	11/14/36
ALEX SHIBICKY	02/01/38
JOHN GALLAGHER	03/15/38
PAT EGAN	03/05/42
BEP GUIDOLIN	11/31/43
MAURICE RICHARD	03/17/45
SYL APPS	03/06/46
MAURICE RICHARD	01/01/52
LARRY LEACH	11/08/59
BRUCE MacGREGOR	01/31/62
J.C.TREMBLAY	02/17/62
JOHN BUCYK	11/01/62
MURRAY OLIVER	01/16/63
DOUG BARKLEY	11/20/63
FORBES KENNEDY	12/22/63
BOBBY ROUSSEAU	01/12/64
DEAN PRENTICE	12/27/64
FRANK MAHOWLICH	11/23/66
NORM ULLMAN	01/05/67
BOB DILLABOUGH	02/25/67
MIKE WALTON	03/10/68
BUSTER HARVEY	10/14/73
GREG POLIS	04/06/74
DENNIS MARUK	01/14/76
BOB NEVIN	02/11/76
BERNIE FEDERKO	02/17/79
PERRY TURNBULL	10/23/82
GREG TERRION	10/15/83
GILBERT PERRREAULT	11/25/83
GREG TERRION	01/14/84
ANDY BRICKLEY	11/29/84
ROB RAMAGE	02/03/85
DEAN EVASON	01/13/88
STEVE TUTTLE	02/05/89
GREG ADAMS	12/10/89
JOE KOCUR	11/29/90
STEVE MALTAIS	02/25/93
PHILIPPE BOZON	04/03/93
RANDY WOOD	01/11/94
STEVE LARMER	01/16/94
ROMAN OKSIUTA	02/04/94
MARK HOWE	03/22/94
BRETT HULL	01/04/96
GEOFF COURTNALL	12/13/96
ADAM DEADMARSH	03/01/97
ROB ZAMUNER	10/09/97
MATS SUNDIN	01/10/98
DAVID VYBORNY	10/15/00
SERGEI BRYLIN	03/20/02
MARIAN GABORIK	02/05/03
MIKE KNUBLE	03/09/03
MIKE JOHNSON	03/14/03
ESA PIIRNES	10/12/03
MILAN HEJDUK	01/11/04

* 012 FROM START OF GAME.

TOTAL ATTEMPTS: 88

OPPONENT
MTL MAROONS
@ Toronto
@ NY Rangers
@ Toronto
@ NY Rangers
@ NY Americans
@ NY Americans
@ Boston
@ Montreal
TORONTO
MONTREAL
@ Boston
DETROIT
@ Montreal
@ Boston
BOSTON
DETROIT
@ Boston
MONTREAL
BOSTON
@ Toronto
@ Detroit
BOSTON
TORONTO
MINNESOTA
@ St. Louis
@ California
LOS ANGELES
@ St. Louis
@ St. Louis
@ Toronto
@ Buffalo
@ Toronto
@ Pittsburgh
ST. LOUIS
HARTFORD
ST. LOUIS
VANCOUVER
DETROIT
@ Tampa Bay
@ St. Louis
BUFFALO
NY RANGERS
@ Edmonton
@ Detroit
ST. LOUIS
@ St. Louis
@ Colorado
TAMPA BAY
@ Toronto
COLUMBUS
NEW JERSEY
MINNESOTA
BOSTON
PHOENIX
LOS ANGELES
COLORADO

TOTAL GOALS: 32 (36.4%)

GOALIE	RESULT
LORNE CHABOT	GOAL
LORNE CHABOT	NO GOAL
LORNE CHABOT	NO GOAL
MIKE KARAKAS	GOAL
MIKE KARAKAS	GOAL
MIKE KARAKAS	NO GOAL
SAM LOPRESTI	GOAL
HEC HIGHTON	NO GOAL
DOUG STEVENSON	NO GOAL
MIKE KARAKAS	GOAL
HARRY LUMLEY	GOAL*
GLENN HALL	NO GOAL
GLENN HALL	NO GOAL
GLENN HALL	NO GOAL
GLENN HALL	NO GOAL
GLENN HALL	GOAL
GLENN HALL	NO GOAL
GLENN HALL	NO GOAL
DENIS DEJORDY	GOAL
GLENN HALL	GOAL
GLENN HALL	GOAL
GLENN HALL	NO GOAL
JACK NORRIS	NO GOAL
TONY ESPOSITO	NO GOAL
MIKE VEISOR	GOAL
TONY ESPOSITO	NO GOAL
TONY ESPOSITO	GOAL
TONY ESPOSITO	NO GOAL
MURRAY BANNERMAN	NO GOAL
TONY ESPOSITO	GOAL
MURRAY BANNERMAN	GOAL
MURRAY BANNERMAN	GOAL
MURRAY BANNERMAN	NO GOAL
MURRAY BANNERMAN	NO GOAL
DARREN PAING	NO GOAL
ALAIN CHEVRIER	NO GOAL
JACQUES CLOUTIER	NO GOAL
JACQUES CLOUTIER	GOAL
ED BELFOUR	NO GOAL
ED BELFOUR	GOAL
JEFF HACKETT	GOAL
ED BELFOUR	GOAL
ED BELFOUR	NO GOAL
ED BELFOUR	NO GOAL
JEFF HACKETT	NO GOAL
JEFF HACKETT	GOAL
JEFF HACKETT	GOAL
CHRIS TERRERI	NO GOAL
ANDREI TREFILOV	NO GOAL
ROBBIE TALLAS	GOAL
JOCelyn THIBAUT	NO GOAL
JOCelyn THIBAUT	NO GOAL
JOCelyn THIBAUT	GOAL
JOCelyn THIBAUT	NO GOAL
JOCelyn THIBAUT	NO GOAL
MICHAEL LEIGHTON	GOAL

PENALTY SHOTS FOR AND AGAINST

PENALTY SHOTS: AGAINST

PLAYER	DATE	OPPONENT	GOALIE	RESULT
ALEX ZHAMNOV	02/24/04	@ Philadelphia	MICHAEL LEIGHTON	NO GOAL
IVAN NOVOSSELOV	04/03/04	@ Phoenix	ADAM MUNRO	NO GOAL
JAY MCCLEMENT	10/11/05	@ St. Louis	NIKOLAI Khabibulin	GOAL
ROBERT LANG	11/01/05	@ Detroit	NIKOLAI Khabibulin	NO GOAL
DOUG WRIGHT	12/16/05	ST. LOUIS	NIKOLAI Khabibulin	NO GOAL
JARKKO RUUTU	01/05/06	VANCOUVER	CRAIG ANDERSON	GOAL
ALEXANDRE BURROWS	01/05/06	VANCOUVER	CRAIG ANDERSON	NO GOAL
STEVE SULLIVAN	01/08/06	NASHVILLE	CRAIG ANDERSON	GOAL
DAN FRITSCH	03/15/06	COLUMBUS	NIKOLAI Khabibulin	NO GOAL
NIKLAS HAGMAN	10/20/06	@ Dallas	BRIAN BOUCHER	NO GOAL
JARRET STOLL	12/10/06	EDMONTON	NIKOLAI Khabibulin	GOAL
RICK NASH	12/31/06	@ Columbus	NIKOLAI Khabibulin	NO GOAL
BILL GUERIN	03/13/07	@ San Jose	PATRICK LALIME	GOAL
MARK STREIT	01/08/08	@ Montreal	PATRICK LALIME	NO GOAL
DANIEL SEDIN	02/10/08	@ Vancouver	NIKOLAI Khabibulin	NO GOAL
MATT STAJAN	12/22/08	@ Toronto	NIKOLAI Khabibulin	NO GOAL
RICK NASH	04/08/09	COLUMBUS	NIKOLAI Khabibulin	NO GOAL
MATTHEW LOMBARDI	03/20/10	@ Phoenix	ANTTI NIEMI	NO GOAL
JAKUB VORACEK	03/25/10	@ Columbus	CRISTOBAL HUET	GOAL
BRAD BOYES	04/07/10	ST. LOUIS	ANTTI NIEMI	GOAL
TEEMU SELANNE	01/02/11	@ Anaheim	COREY CRAWFORD	NO GOAL
MIKHAIL GRABOVSKI	03/05/11	@ Toronto	COREY CRAWFORD	NO GOAL
ERIC STAAL	10/28/11	@ Carolina	COREY CRAWFORD	NO GOAL
MIKE RICHARDS	12/28/11	LOS ANGELES	COREY CRAWFORD	NO GOAL
RYAN GARbutt	01/24/13	@ Dallas	COREY CRAWFORD	NO GOAL
JONATHAN HUBERDEAU	10/22/13	@ Florida	COREY CRAWFORD	NO GOAL
T.J. GALLARDI	11/03/13	CALGARY	COREY CRAWFORD	NO GOAL
SAM GAGNER	11/10/13	EDMONTON	COREY CRAWFORD	NO GOAL
ALEX CHASSON	11/29/13	@ Dallas	COREY CRAWFORD	NO GOAL
ANTOINE ROUSSEL	12/03/13	DALLAS	COREY CRAWFORD	GOAL
DUSTIN BROWN	12/30/13	LOS ANGELES	ANTTI RAANTA	NO GOAL

PENALTY SHOTS: FOR

PLAYER	DATE	OPPONENT	GOALIE	RESULT
PAUL THOMPSON	01/01/36	DETROIT	NORM SMITH	GOAL
PAUL THOMPSON	02/01/38	@ NY Rangers	DAVE KERR	NO GOAL
JOFFRE DESILETS	12/25/39	@ Boston	FRANK BRIMSİK	NO GOAL
JOE COOPER	12/04/41	MONTREAL	BERT GARDINER	GOAL
ART WIEBE	01/15/42	@ Brooklyn	EARL ROBERTSON	GOAL
MAX BENTLEY	02/01/42	MONTREAL	PAUL BIBEALUT	NO GOAL
JIM CONACHER	12/04/48	@ Toronto	TURK BRODA	NO GOAL
CHICO MAKI	12/15/68	OAKLAND	GARY SMITH	NO GOAL
JIM PAPPIN	11/27/71	@ Toronto	BERNIE PARENT	NO GOAL
STAN MIKITA	03/15/72	NY RANGERS	ED GIACOMIN	NO GOAL
PIT MARTIN	11/08/72	NY ISLANDERS	GERRY DESJARDINS	NO GOAL
JIM PAPPIN	10/23/74	WASHINGTON	MICHEL BELHUMIER	NO GOAL
STAN MIKITA	10/23/74	WASHINGTON	MICHEL BELHUMIER	NO GOAL
CLIFF KOROLL	10/24/76	ST. LOUIS	ED JOHNSTON	GOAL
ALAIN DAIGLE	11/21/76	@ Pittsburgh	DUNC WILSON	NO GOAL
GLENN SHARPLEY	02/12/81	LOS ANGELES	MARIO LESSARD	NO GOAL
DENIS SAVARD	01/10/82	VANCOUVER	RICHARD BRODEUR	NO GOAL
DENIS SAVARD	01/04/83	@ St. Louis	MIKE LIUT	GOAL
RICK PATERSON	10/15/83	@ Toronto	MIKE PALMATEER	NO GOAL
DENIS SAVARD	10/23/83	CALGARY	DON EDWARDS	NO GOAL

CURRENT PLAYERS IN **BOLD RED**.

LEADERSHIP

PLAYERS

2013-14

OPPONENTS

TRADITION

RECORDS

PLAYOFFS

HISTORY

MINORS

NHL

MEDIA

PENALTY SHOTS FOR AND AGAINST

PENALTY SHOTS: FOR

	PLAYER	DATE	OPPONENT	GOALIE	RESULT
LEADERSHIP	BILL GARDNER	10/13/84	@ NY Islanders	KELLY HRUDEY	GOAL
	DOUG WILSON	01/13/85	NY ISLANDERS	BILL SMITH	NO GOAL
	DENIS SAVARD	03/10/85	MINNESOTA	ROLAND MELANSON	NO GOAL
	DENIS SAVARD	12/15/85	DETROIT	GREG STEFAN	GOAL
PLAYERS	TROY MURRAY	12/30/87	MINNESOTA	KARI TAKKO	GOAL
	DENIS SAVARD	02/03/88	DETROIT	GLEN HANLON	NO GOAL
	STEVE LARMER	02/22/89	MINNESOTA	KARI TAKKO	NO GOAL
	DAVE MANSON	01/24/91	BUFFALO	DARCY WAKALLUK	NO GOAL
2013-14	WAYNE PRESLEY	02/09/91	@ Boston	REGGIE LEMELIN	GOAL
	MICHEL GOULET	02/26/91	ST. LOUIS	PAT JABLONSKI	NO GOAL
	BRYAN MARCHMENT	12/31/92	TAMPA BAY	PAT JABLONSKI	NO GOAL
	JEREMY ROENICK	03/07/95	CALGARY	ANDREI TREFILOV	NO GOAL
OPPONENTS	DIRK GRAHAM	03/09/95	LOS ANGELES	KELLY HRUDEY	NO GOAL
	JIM CUMMINS	04/07/96	DETROIT	MIKE VERNON	NO GOAL
	TONY AMONTE	02/01/98	@ Anaheim	GUY HEBERT	NO GOAL
	TODD WHITE	02/26/99	LOS ANGELES	JAMIE STORR	NO GOAL
TRADITION	DOUG GILMOUR	10/16/99	@ Pittsburgh	PETER SKUDRA	NO GOAL
	ALEX ZHAMNOV	03/22/01	NASHVILLE	TOMAS VOUKON	NO GOAL
	KYLE CALDER	12/01/01	@ Toronto	CURTIS JOSEPH	NO GOAL
	ALEX ZHAMNOV	12/30/01	ANAHEIM	STEVE SHIELDS	NO GOAL
RECORDS	STEVE SULLIVAN	11/15/02	WASHINGTON	OLAF KOLZIG	NO GOAL
	ALEX ZHAMNOV	12/13/02	@ Buffalo	MARTIN BIRON	GOAL
	STEVE SULLIVAN	02/25/03	PHILADELPHIA	ROMAN CECHEMANEK	NO GOAL
	DUNCAN KEITH	03/30/07	COLUMBUS	BRIAN BOUCHER	NO GOAL
PLAYERS	PATRICK SHARP	12/22/07	@ Ottawa	RAY EMERY	NO GOAL
	PATRICK SHARP	01/03/08	@ Arizona	MIKAEL TELLOVIST	NO GOAL
	PATRICK KANE	01/09/08	DALLAS	MARTY TURCO	NO GOAL
	RENE BOURQUE	01/19/08	@ Arizona	ILJA BRYZGALOV	NO GOAL
HISTORY	ROBERT LANG	03/11/08	@ Detroit	CHRIS OSGOOD	NO GOAL
	PATRICK SHARP	11/12/08	BOSTON	TIM THOMAS	NO GOAL
	JONATHAN TOEWS	03/20/09	EDMONTON	DWAYNE ROLOSON	NO GOAL
	PATRICK SHARP	03/29/09	VANCOUVER	ROBERTO LUONGO	NO GOAL
MINORS	DUSTIN BYFUGLIEN	04/11/09	@ Detroit	TY CONKLIN	GOAL
	PATRICK SHARP	10/14/09	EDMONTON	NIKOLAI Khabibulin	NO GOAL
	TROY BROUWER	12/13/09	TAMPA BAY	ANTERO NIITYMAKI	NO GOAL
	PATRICK KANE	01/21/10	@ Calgary	MIKKO KIPRUSOFF	NO GOAL
NHL	JACK SKILLE	12/26/10	COLUMBUS	MATHEU GARON	NO GOAL
	VIKTOR STALBERG	01/05/11	DALLAS	KARI LEHTONEN	NO GOAL
	MARIAN HOSSA	01/23/11	PHILADELPHIA	SERGEI BOBROVSKY	GOAL
	JONATHAN TOEWS	12/30/11	DETROIT	JIMMY HOWARD	GOAL
MEDIA	JIMMY HAYES	01/08/12	DETROIT	TY CONKLIN	NO GOAL
	JONATHAN TOEWS	02/16/12	@ NY Rangers	MARTIN BIRON	GOAL
	PATRICK SHARP	03/02/12	@ Ottawa	ROBIN LEHNER	NO GOAL
	VIKTOR STALBERG	03/11/12	LOS ANGELES	JONATHAN QUICK	NO GOAL
	PATRICK KANE	11/02/13	@ Winnipeg	AL MONTOYA	NO GOAL
	PATRICK SHARP	11/17/13	SAN JOSE	ANTTI NIEMI	GOAL

ALL-TIME SHOOTOUTS

DATE	OPP.	RESULT	GAME SCORE	RDS	SCORE	CHI GOALTENDER	OPP. GOALTENDER	CHI SCORERS
10/14/05	@ COL	W	3-2	3	3-1	N. KHABIBULIN	P. BUDAJ	ARNASON, RUUTU, VOROBIEV
12/02/05	@ TBL	L	3-2	3	2-1	C. ANDERSON	J. GRAHAME	BOURQUE
12/11/05	@ ATL	W	5-4	5	3-2	N. KHABIBULIN	M. GARNETT	VOROBIEV, SPACEK, HOLMOVIST
01/15/06	NJD	L	3-2	4	2-1	A. MUNRO	M. BRODEUR	HOLMOVIST
02/02/06	@ STL	L	6-5	3	2-1	C. CRAWFORD	C. SANFORD	VRBATA
03/03/06	VAN	L	5-4	3	1-0	C. ANDERSON	A. AJLD	NONE
03/24/06	@ DAL	L	3-2	8	2-1	N. KHABIBULIN	J. HEDBERG	BARNABY
04/08/06	@ NSH	L	2-1	2	2-0	C. ANDERSON	C. MASON	NONE
11/09/06	@ NJD	L	2-1	2	2-0	B. BOUCHER	M. BRODEUR	NONE
11/16/06	@ ARI	L	3-2	3	2-1	B. BOUCHER	C. JOSEPH	HAMILTON
11/17/06	@ ANA	W	4-3	3	1-0	N. KHABIBULIN	I. BRYZGALOV	RUUTU
12/05/06	@ MIN	L	3-2	6	3-2	N. KHABIBULIN	M. FERNANDEZ	HAMILTON, SMOLINSKI
12/07/06	ARI	L	2-1	6	2-1	N. KHABIBULIN	M. TELLOVIST	RUUTU
01/14/07	MIN	L	4-3	3	1-0	N. KHABIBULIN	M. FERNANDEZ	NONE
02/06/07	@ CGY	W	3-2	2	2-0	N. KHABIBULIN	M. KIPRUSOFF	HAVLAT, HAMILTON
02/14/07	@ PIT	L	5-4	3	2-0	N. KHABIBULIN	M. FLEURY	NONE
02/16/07	VAN	L	2-1	2	2-0	P. LALIME	R. LUONGO	NONE
03/04/07	OTT	W	4-3	4	2-1	P. LALIME	M. GERBER	HAMILTON, VRBATA
03/15/07	@ LAK	W	4-3	7	3-2	N. KHABIBULIN	S. BURKE	HAVLAT, SHARP , ALEXEEV
04/03/07	@ NSH	W	3-2	3	3-1	P. LALIME	C. MASON	WILLIAMS, VRBATA, HAMILTON
04/05/07	DET	W	3-2	4	2-1	N. KHABIBULIN	C. OSGOOD	WILLIAMS, SHARP
10/06/07	DET	W	4-3	3	1-0	N. KHABIBULIN	D. HASEK	KANE
11/24/07	@ EDM	L	3-2	3	2-0	N. KHABIBULIN	D. ROLOSON	NONE
01/13/08	@ NSH	W	3-2	3	2-1	P. LALIME	D. ELLIS	KANE, SHARP
01/18/08	@ COL	W	2-1	4	2-1	P. LALIME	J. THEODORE	KANE, LANG
01/19/08	@ ARI	W	2-1	2	2-0	P. LALIME	I. BRYZGALOV	KANE, HAVLAT
02/02/08	@ SJS	L	3-2	5	2-1	N. KHABIBULIN	E. NABOKOV	KANE
02/10/08	@ VAN	L	3-2	3	1-0	N. KHABIBULIN	R. LUONGO	NONE
03/22/08	@ NSH	L	2-1	3	2-1	N. KHABIBULIN	D. ELLIS	KANE
03/30/08	CBJ	W	5-4	3	1-0	N. KHABIBULIN	F. NORRENA	KANE
10/13/08	NSH	L	3-2	2	2-0	C. HUET	D. ELLIS	NONE
10/18/08	@ STL	L	4-3	4	2-1	N. KHABIBULIN	M. LEGACE	TOEWS
10/25/08	DET	L	6-5	4	2-1	N. KHABIBULIN	T. KONKLIN	TOEWS
11/01/08	@ CBJ	W	4-3	3	1-0	C. HUET	F. NORRENA	TOEWS
11/12/08	BOS	L	3-2	3	2-1	N. KHABIBULIN	T. THOMAS	KANE
11/18/08	@ ARI	W	3-2	2	2-0	N. KHABIBULIN	I. BRYZGALOV	TOEWS, SHARP
12/06/08	@ DET	L	5-4	3	1-0	C. HUET	T. KONKLIN	NONE
03/11/09	CAR	W	3-2	4	3-2	C. HUET	C. WARD	TOEWS, KANE, VERSTEEG
03/20/09	EDM	L	5-4	2	2-0	N. KHABIBULIN	D. ROLOSON	NONE
03/25/09	SJS	W	6-5	2	2-0	N. KHABIBULIN	E. NABOKOV	KANE, TOEWS
04/08/09	CBJ	L	4-3	3	1-0	N. KHABIBULIN	S. MASON	NONE
10/02/09	FLA	L	4-3	3	2-1	C. HUET	T. VOKOUN	TOEWS
10/10/09	COL	W	4-3	9	4-3	C. HUET	C. ANDERSON	TOEWS, VERSTEEG, KOPECKY, LADD
11/06/09	@ COL	L	4-3	8	2-1	A. NIEMI	C. ANDERSON	KANE
11/11/09	COL	W	3-2	3	2-1	C. HUET	C. ANDERSON	TOEWS, SHARP
11/28/09	@ LAK	L	2-1	2	2-0	C. HUET	J. QUICK	NONE
12/01/09	CBJ	W	4-3	11	2-1	C. HUET	S. MASON	HOSSA, SEABROOK
12/18/09	BOS	W	5-4	2	2-0	A. NIEMI	T. THOMAS	TOEWS, KANE
01/09/10	@ MIN	L	6-5	8	2-1	C. HUET	J. HARDING	KANE
01/17/10	@ DET	W	4-3	4	3-2	A. NIEMI	J. HOWARD	TOEWS, HOSSA, VERSTEEG
02/05/10	ARI	L	2-1	3	2-1	C. HUET	J. LABARBERA	TOEWS
02/09/10	DAL	W	4-3	5	1-0	A. NIEMI	M. TURCO	VERSTEEG
02/13/10	ATL	W	5-4	3	1-0	A. NIEMI	O. PAVELEC	TOEWS
02/14/10	@ CBJ	W	5-4	4	2-1	A. NIEMI	M. GARON	KANE, BROUWER
03/20/10	@ ARI	L	5-4	3	1-0	A. NIEMI	I. BRYZGALOV	NONE
04/02/10	@ NJD	W	2-1	3	1-0	A. NIEMI	M. BRODEUR	TOEWS

CURRENT PLAYERS IN **BOLD RED**.

LEADERSHIP

PLAYERS

2013-14

OPPONENTS

TRADITION

RECORDS

PLAYOFFS

HISTORY

MINORS

NHL

MEDIA

ALL-TIME SHOOTOUTS

ALL-TIME SHOOTOUTS

LEADERSHIP	PLAYERS	2013-14	OPPONENTS	TRADITION	RECORDS	PLAYOFFS	HISTORY	MINORS	NHL	MEDIA
------------	---------	---------	-----------	-----------	---------	----------	---------	--------	-----	-------

DATE	OPP.	RESULT	GAME SCORE	RDS	SCORE	CHI GOALTENDER	OPP. GOALTENDER	CHI SCORERS
10/20/10	VAN	W	2-1	3	3-2	M. TURCO	R. LUONGO	TOEWS, SHARP, KANE
11/06/10	@ ATL	W	5-4	5	2-1	M. TURCO	O. PAVELEC	TOEWS, STALBERG
11/13/10	@ NSH	L	4-3	3	1-0	M. TURCO	P. RINNE	NONE
01/07/11	OTT	W	3-2	2	2-0	C. CRAWFORD	B. ELLIOTT	TOEWS, KANE
01/15/11	@ NSH	L	3-2	3	1-0	C. CRAWFORD	P. RINNE	NONE
02/11/11	@ DAL	L	4-3	3	3-1	M. TURCO	K. LEHTONEN	TOEWS
02/12/11	@ ARI	L	3-2	3	1-0	C. CRAWFORD	I. BRYZGALOV	NONE
02/20/11	PIT	W	3-2	3	1-0	C. CRAWFORD	M. FLEURY	KANE
02/27/11	ARI	W	4-3	3	1-0	C. CRAWFORD	I. BRYZGALOV	TOEWS
03/09/11	@ TBL	L	4-3	3	1-0	C. CRAWFORD	D. ROLOSON	NONE
04/01/11	@ CBJ	W	4-3	3	1-0	C. CRAWFORD	M. GARON	STALBERG
10/15/11	BOS	L	3-2	3	1-0	C. CRAWFORD	T. THOMAS	NONE
10/22/11	COL	L	5-4	3	1-0	C. CRAWFORD	S. VARLAMOV	NONE
10/25/11	ANA	W	3-2	3	2-1	C. CRAWFORD	J. HILLER	TOEWS, KANE
11/03/11	@ FLA	W	3-2	3	1-0	C. CRAWFORD	J. MARKSTROM	KANE
12/02/11	NYI	W	5-4	3	1-0	C. CRAWFORD	A. MONTOYA	TOEWS
12/05/11	ARI	L	4-3	2	2-0	R. EMERY	M. SMITH	NONE
12/14/11	@ MIN	W	4-3	2	2-0	R. EMERY	N. BACKSTROM	TOEWS, KANE
03/11/12	LAK	L	3-2	6	1-0	R. EMERY	J. QUICK	NONE
03/13/12	STL	W	4-3	3	1-0	C. CRAWFORD	J. HALAK	KANE
03/27/12	@ NJD	L	2-1	5	2-1	C. CRAWFORD	M. BRODEUR	SHARP
03/29/12	STL	W	4-3	4	1-0	C. CRAWFORD	J. HALAK	BOLLAND
04/01/12	MIN	L	5-4	3	2-1	R. EMERY	J. HARDING	KANE
04/05/12	@ MIN	L	2-1	3	1-0	C. CRAWFORD	J. HARDING	NONE
04/07/12	@ DET	W	3-2	3	1-0	C. CRAWFORD	J. HOWARD	KANE
01/30/13	@ MIN	L	3-2	3	2-1	C. CRAWFORD	N. BACKSTROM	TOEWS
02/01/13	@ VAN	L	2-1	4	1-0	C. CRAWFORD	R. LUONGO	NONE
02/02/13	@ CGY	W	3-2	3	1-0	R. EMERY	M. KIPRUSOFF	KANE
02/12/13	ANA	L	3-2	3	2-1	C. CRAWFORD	V. FASTH	TOEWS
02/19/13	VAN	W	4-3	3	2-1	R. EMERY	C. SCHNEIDER	KANE, SHAW
03/03/13	@ DET	W	2-1	3	1-0	C. CRAWFORD	J. HOWARD	KANE
03/14/13	@ CBJ	W	2-1	3	2-1	C. CRAWFORD	S. BOBROVSKY	TOEWS, KANE
04/01/13	NSH	W	3-2	5	2-1	C. CRAWFORD	P. RINNE	TOEWS, ROZSIVAL
04/04/13	STL	L	4-3	6	4-3	C. CRAWFORD	B. ELLIOTT	TOEWS, KANE, HOSSA
04/12/13	DET	W	3-2	5	2-1	C. CRAWFORD	J. HOWARD	HOSSA, SAAD
04/20/13	ARI	L	3-2	3	2-1	C. CRAWFORD	M. SMITH	KANE
10/05/13	TBL	L	3-2	3	1-0	C. CRAWFORD	B. BISHOP	NONE
10/15/13	@ CAR	W	3-2	3	1-0	C. CRAWFORD	C. WARD	SHARP
10/17/13	STL	L	3-2	3	1-0	C. CRAWFORD	J. HALAK	NONE
10/22/13	@ FLA	W	3-2	3	2-0	C. CRAWFORD	J. MARKSTROM	TOEWS, SHARP
11/14/13	ARI	W	5-4	4	2-1	C. CRAWFORD	M. SMITH	TOEWS, PIRRI
11/29/13	@ DAL	W	2-1	11	2-1	C. CRAWFORD	K. LEHTONEN	SHARP, SMITH
12/06/13	ANA	L	3-2	3	2-1	A. RAANTA	J. HILLER	TOEWS
12/20/13	VAN	L	3-2	8	2-1	A. RAANTA	E. LACK	SHARP
12/28/13	@ STL	L	6-5	5	3-2	A. RAANTA	B. ELLIOTT	TOEWS, SHARP
01/05/14	SJS	L	3-2	2	2-0	C. CRAWFORD	A. STALOCK	NONE
01/19/14	BOS	W	3-2	3	2-1	C. CRAWFORD	T. RASK	TOEWS, KANE
02/22/14	@ DET	L	5-4	6	3-2	C. CRAWFORD	J. GUSTAVSSON	TOEWS, SHARP
02/01/14	@ SJS	L	2-1	3	3-1	C. CRAWFORD	A. NIEMI	TOEWS
04/03/14	MIN	W	3-2	3	1-0	C. CRAWFORD	I. BRYZGALOV	HOSSA

TOTAL 51-55 (.481)

CURRENT PLAYERS IN BOLD RED.

SHOOTOUT LEADERBOARD

GOALS

JONATHAN TOEWS
 PATRICK KANE
 PATRICK SHARP
 MARIAN HOSSA
 JEFFREY HAMILTON
 MARTIN HAVLAT
 TUOMO RUUTU
 KRIS VERSTEEG
 RADIM VRBATA
 VIKTOR STALBERG

34	TUOMO RUUTU	60.0 (3/5)
30	JONATHAN TOEWS	50.0 (34/68)
14	JEFFREY HAMILTON	50.0 (5/10)
5	JASON WILLIAMS	40.0 (2/5)
5	PATRICK KANE	39.0 (30/77)
3	KRIS VERSTEEG	33.3 (3/9)
3	VIKTOR STALBERG	28.6 (2/7)
3	RADIM VRBATA	27.3 (3/11)
3	PATRICK SHARP	25.9 (14/54)
2	MICHAEL HOLMOVIST	25.0 (2/8)
	MARIAN HOSSA	20.0 (5/25)

WIN PCT.

PATRICK LALIME	.833 (5-1)
ANTTI NIEMI	.750 (6-2)
COREY CRAWFORD	.526 (20-18)
RAY EMERY	.500 (3-3)
MARTY TURCO	.500 (2-2)
CRISTOBAL HUET	.455 (5-6)
NIKOLAI KHABIBULIN	.417 (10-14)
ANTTI RAANTA	.000 (0-3)

ATTEMPTS

PATRICK KANE
 JONATHAN TOEWS
 PATRICK SHARP
 MARIAN HOSSA
 MARTIN HAVLAT
 RADIM VRBATA
 JEFF HAMILTON
 KRIS VERSTEEG
 MICHAEL HOLMOVIST

77	WINS	
68	COREY CRAWFORD	20
54	NIKOLAI KHABIBULIN	10
25	CRISTOBAL HUET	5
13	ANTTI NIEMI	5
11	PATRICK LALIME	5
10	RAY EMERY	3
9	MARTY TURCO	2
8		

ATTEMPTS FACED

COREY CRAWFORD	129
NIKOLAI KHABIBULIN	86
CRISTOBAL HUET	50
ANTTI NIEMI	29
RAY EMERY	19
PATRICK LALIME	17
ANTTI RAANTA	15
MARTY TURCO	13
CRAIG ANDERSON	7

SAVE PCT. (MIN. 5 ATTEMPTS)

ANTTI NIEMI	.793 (23/29)
COREY CRAWFORD	.705 (91/129)
RAY EMERY	.684 (13/19)
PATRICK LALIME	.647 (11/17)
CRISTOBAL HUET	.640 (32/50)
NIKOLAI KHABIBULIN	.628 (54/86)
ANTTI RAANTA	.533 (8/15)
MARTY TURCO	.462 (6/13)
CRAIG ANDERSON	.286 (2/7)

DOUBLE-FIGURE GOALS AGAINST

DATE	OPPONENT	SCORE
01/24/28	@ MTL	10-0
03/12/29	@ BOS	11-1
03/19/32	@ TOR	11-3
10/29/44	TOR	11-5
01/06/45	@ MTL	10-1
11/30/46	@ TOR	11-0
01/08/47	@ TOR	10-4
03/08/47	@ TOR	12-4
03/16/47	DET	10-6
12/06/47	@ TOR	12-5
03/05/50	@ BOS	11-4
02/07/51	@ DET	11-3
03/04/51	@ BOS	10-2
03/10/51	@ MTL	12-2
03/12/52	@ NYR	10-2
11/22/52	@ DET	10-1
01/09/54	@ MTL	12-1
01/09/58	@ MTL	11-3
12/14/68	@ BOS	10-5
02/15/75	@ MTL	12-3
02/21/76	@ PIT	10-1
11/06/76	MTL	11-3
02/20/77	TOR	10-8
11/26/80	@ EDM	10-3
01/12/83	EDM	10-4
10/15/83	@ TOR	10-8
11/05/83	@ MIN	10-5
12/11/85	EDM	12-9
03/15/86	@ HFD	11-4
12/04/87	@ DET	12-0
10/16/88	BOS	10-3
11/12/98	TOR	10-3

DOUBLE-FIGURE GOALS FOR

DATE	OPPONENT	SCORE
01/01/31	PHI QU	10-3
02/22/40	MTL	10-1
01/28/43	NYR	10-1
11/14/43	NYR	10-5
10/30/49	BOS	10-4
02/17/55	BOS	10-2
12/04/65	@ BOS	10-1
12/08/66	@ BOS	10-2
10/16/68	MIN	10-4
01/30/69	@ PHI	12-0
04/05/70	MTL	10-2
10/27/74	STL	10-3
02/22/75	WSH	10-3
11/23/80	HFD	11-3
11/08/81	CGY	10-4
11/15/81	COL	10-0
12/15/82	WPG	10-3
10/12/88	WPG	10-1

LEADERSHIP	PLAYERS	2013-14	OPPONENTS	TRADITION	RECORDS	PLAYOFFS	HISTORY	MINORS	NHL	MEDIA
------------	---------	---------	-----------	-----------	---------	----------	---------	--------	-----	-------

INDIVIDUAL RECORDS

CAREER: GAMES

Most games	1,394	STAN MIKITA	
Most games, including playoffs	1,549	STAN MIKITA	
Most consecutive games played	884	STEVE LARMER	(10/06/82 to 04/15/93)
Most consecutive games played by a goaltender	363	GLENN HALL	(10/08/57 to 11/07/62)
Most seasons	22	STAN MIKITA	

CAREER: GOALS

Career	604	BOBBY HULL	
Career, including playoffs	666	BOBBY HULL	
Games scoring 3+ goals	28	BOBBY HULL	
20+ goal seasons	14	STAN MIKITA	
Consecutive 20+ goal seasons	14	STAN MIKITA	1961-62 to 1974-75
30+ goal seasons	13	BOBBY HULL	
Consecutive 30+ goal seasons	13	BOBBY HULL	1959-60 to 1971-72
40+ goal seasons	8	BOBBY HULL	
Consecutive 40+ goal seasons	4	BOBBY HULL	1965-66 to 1968-69
		JEREMY ROENICK	1990-91 to 1993-94
50+ goal seasons	5	BOBBY HULL	
Consecutive 50+ goal seasons	2	BOBBY HULL	1965-66 to 1966-67
		JEREMY ROENICK	1991-92 to 1992-93

CAREER: ASSISTS

Career	926	STAN MIKITA	
Career, including playoffs	1,017	STAN MIKITA	

CAREER: POINTS

Career	1,467	STAN MIKITA	
Career, including playoffs	1,617	STAN MIKITA	
Most 100+ point seasons	5	DENIS SAVARD	
Most consecutive 100+ point seasons	3	JEREMY ROENICK	1991-92 to 1993-94

CAREER: PENALTY MINUTES

Career	1,495	CHRIS CHELIOS	(1990-91 to 1998-99)
By a goaltender	242	ED BELFOUR	(1988-89 to 1996-97)

SEASON: GOALS

Regular season	58	BOBBY HULL	1968-69 (74GP)
Season, including playoffs	65	JEREMY ROENICK	1991-92 (53 regular season, 12 playoffs)
Power-play goals	24	JEREMY ROENICK	1993-94
Shorthanded goals	10	DIRK GRAHAM	1988-89
Game-winning goals	13	JEREMY ROENICK	1991-92
Games scoring 3+ goals	4	BOBBY HULL	1959-60, 1965-66
By a defenseman	39	DOUG WILSON	1981-82 (76GP)
By a center	53	JEREMY ROENICK	1991-92 (80GP)
By a right wing	46	STEVE LARMER	1984-85 (80GP)
By a left wing	58	BOBBY HULL	1968-69 (74GP)
By a rookie	43	STEVE LARMER	1982-83 (80GP)
By a line	132	STEVE LARMER (43)	1982-83
		AL SECORD (54)	
		DENIS SAVARD (35)	

LEADERSHIP

PLAYERS

2013-14

OPPONENTS

TRADITION

RECORDS

PLAYOFFS

HISTORY

MINORS

NHL

MEDIA

SEASON: GOALS

Consecutive game goalscoring streak	10	BOBBY HULL	1968-69 (15)
Consecutive game multi-goalscoring streak	3	BOBBY HULL DOUG MOHNS AL SECOND STEVE LARMER STEVE SULLIVAN	12/19/65 to 12/25/65 (6) 01/30/69 to 02/02/69 (6) 11/01/81 to 11/06/81 (8) 03/10/91 to 03/16/91 (6) 03/09/03 to 03/14/03 (7)

SEASON: ASSISTS

Regular season	87	DENIS SAVARD	1981-82
		DENIS SAVARD	1987-88
Including playoffs	95	DENIS SAVARD	1982-83
By a defenseman	58	CHRIS CHELIOS CHRIS CHELIOS	1995-96 (82GP) 1992-93 (84GP)
By a center	87	DENIS SAVARD	1981-82 (80GP)
		DENIS SAVARD	1987-88 (80GP)
By a right wing	59	STEVE LARMER	1989-90 (80GP)
By a left wing	52	BOBBY HULL	1969-70 (78GP)
By a rookie	51	PATRICK KANE	2007-08 (82GP)
By a goaltender	6	DARREN PANG	1987-88 (45GP)
Consecutive game assist streak	14	STAN MIKITA	1967-68 (18A)

SEASON: POINTS

Regular season	131	DENIS SAVARD	1987-88	(80GP)
Including playoffs	138	DENIS SAVARD	1982-83	(121 regular season, 17 playoff)
		DENIS SAVARD	1987-88	(31 regular season, 7 playoff)
By a defenseman	85	DOUG WILSON	1981-82	(76GP)
By a center	131	DENIS SAVARD	1987-88	(80GP)
By a right wing	101	STEVE LARMER	1990-91	(80GP)
By a left wing	107	BOBBY HULL	1968-69	(74GP)
By a rookie	90	STEVE LARMER	1982-83	(80GP)
By a line	297	STEVE LARMER (90) DENIS SAVARD (121) AL SECOND (86)	1982-83	
Consecutive games scoring a point	21	BOBBY HULL	1971-72	(23G, 12A)
Consecutive games scoring a point by a defenseman	15	CHRIS CHELIOS	1995-96	(4G, 16A)
100+ point scorers	131	DENIS SAVARD	1987-88	
	121	DENIS SAVARD	1982-83	
	119	DENIS SAVARD	1981-82	
	116	DENIS SAVARD	1985-86	
	107	BOBBY HULL	1968-69	
	107	JEREMY ROENICK	1992-93	
	107	JEREMY ROENICK	1993-94	
	105	DENIS SAVARD	1984-85	
	103	JEREMY ROENICK	1991-92	
	101	STEVE LARMER	1990-91	

SEASON: PENALTY RECORDS

Season	408	MIKE PELUSO	1991-92
By a goaltender	61	ED BELFOUR	1993-94

SEASON: SHOTS ON GOAL

Shots on goal	414	BOBBY HULL	1968-69	(78GP)
---------------	-----	------------	---------	--------

LEADERSHIP

PLAYERS

2013-14

OPPONENTS

TRADITION

RECORDS

PLAYOFFS

HISTORY

MINORS

NHL

MEDIA

INDIVIDUAL RECORDS

GAME: GOALS

In a period	4	MAX BENTLEY CLINT SMITH GRANT MULVEY AL SECORD	NYR MTL STL TOR	01/28/43 (3rd) 03/04/45 (3rd) 02/03/82 (1st) 01/07/87 (2nd)
Game	5	GRANT MULVEY	STL	02/03/82
By a defenseman	3	DICK REDMOND DOUG WILSON DUSTIN BYFUGLIEN	COL TOR ARI	02/12/77 01/26/91 11/30/07
By a rookie	3	CLIFF KOROLL RICK PATERSON STEVE LARMER STEVE LARMER J.P. DUMONT TYLER ARNASON	PHI VAN MIN TOR NYR @ SJS	12/14/69 01/28/81 11/14/82 12/18/82 04/08/99 12/28/02
Power-play goals	3	WAYNE PRESLEY JEREMY ROENICK BERNIE NICHOLLS TONY AMONTE ERIC DAZE JONATHAN TOEWS	DET @ NYI @ LAK @ CGY NYI PIT	11/07/87 12/07/91 02/28/95 11/28/98 12/07/01 02/27/09
Shorthanded goals	2	ERIC NESTERENKO STAN MIKITA CHICO MAKI DARRYL SUTTER RICK PATERSON DENIS SAVARD STEVE SULLIVAN PATRICK SHARP RENE BOURQUE	MTL DET BUF EDM WPG WPG @ COL @ STL @ DET	03/07/65 03/20/69 12/09/70 10/18/81 01/16/85 10/12/88 01/26/01 11/03/07 11/17/07
Power-play goals by a defenseman	2	DOUG WILSON BOB MURRAY DOUG WILSON BEHN WILSON DAVE MANSON DUSTIN BYFUGLIEN	VAN DET @ STL STL @ BOS ARI	01/10/82 11/21/82 10/27/85 04/06/86 11/26/88 11/30/07

GAME: ASSISTS

In a period	4	DOUG BENTLEY BILL MOSIENKO JIM WISTE CLIFF KOROLL JIM PAPPIN PATRICK SHARP	NYR MTL TOR STL ATL SJS	01/28/43 (3rd) 03/04/45 (3rd) 11/09/69 (3rd) 12/16/70 (2nd) 03/24/73 (2nd) 03/14/11 (2nd)
Game	6	PAT STAPLETON	DET	03/30/69
By an opponent	7	BILL TAYLOR WAYNE GRETZKY	DET EDM	03/16/47 12/11/85
By a defenseman	6	PAT STAPLETON	DET	03/30/69
By a goaltender	2	TONY ESPOSITO NIKOLAI KHABIBULIN	MIN TBL	12/11/77 11/28/07
By a rookie	4	JIM WISTE MARK LAVARRE BRENT SEABROOK	TOR TOR SJS	11/09/69 01/07/87 10/07/05

GAME: POINTS

In a period	5	LES CUNNINGHAM	MTL	01/28/40 (2G, 3A), 3rd
		MAX BENTLEY	NYR	01/28/43 (4G, 1A), 3rd
		GRANT MULVEY	STL	02/03/82 (4G, 1A), 1st
Game	7	MAX BENTLEY	NYR	01/28/43 (4G, 3A)
		GRANT MULVEY	STL	02/03/82 (5G, 2A)
By an opponent	8	BERT OLMSTEAD	@ MTL	01/09/54 (4G, 4A)
		SAM GAGNER	@ EDM	02/02/12 (4G, 4A)
By a rookie	4	BILL MOSIENKO	DET	02/12/42 (2G, 2A)
		JIM WISTE	TOR	11/09/69 (4A)
		STEVE LARMER	@ EDM	12/29/82 (1G, 3A)
		ED OLCZYK	@ VAN	03/17/85 (1G, 3A)
		MARK LAVARRE	@ TOR	01/07/87 (4A)
		JEREMY ROENICK	WSH	02/15/89 (1G, 3A)
		J.P. DUMONT	NYR	04/08/99 (3G, 1A)
		MARK BELL	LAK	10/30/01 (1G, 3A)
		BRENT SEABROOK	SJS	10/07/05 (4A)
		PATRICK KANE	TBL	11/28/07 (2G, 2A)

GAME: PENALTY MINUTES

In a period	37	CHRIS CHELIOS	HFD	10/14/93 (minor, major, Misconduct and 2 Game Misconducts; 3rd)
Game	8	PHIL RUSSELL	MIN	03/26/77 (6 minors, Misconduct and Game Misconduct)
	8	CHRIS CHELIOS	HFD	10/14/93 (3 minors, major, 2 Misconducts and 2 Game Misconducts)
Total minutes	51	CHRIS CHELIOS	HFD	10/14/93

GAME: SHOTS ON GOAL

In a period	8	JEREMY ROENICK	@ SJS	02/11/94 (2nd)
Game	13	PATRICK SHARP	@ CBJ	10/05/10
By an opponent	12	RAY BOURQUE	BOs	12/29/85

QUICKEST: INDIVIDUAL RECORDS

Goal from start of game	0:08	BRENT SUTTER	@ VAN	02/05/95
Goal from start of a period	0:04	DENIS SAVARD	HFD	01/12/86 (3rd)
Penalty shot goal from start of game	1:05	JONATHAN TOEWS	@ NYR	02/16/12
Two goals from start of game	0:33	JOHN MARKS	@ PHI	11/13/75 (0:14 and 0:33)
Two goals	0:06	JIM PAPPIN	PHI	02/16/72 (2:57 and 3:03, 3rd)
Two goals by an opponent	0:05	PETE MAHOVLICH	@ MON	02/20/71 (12:16 and 12:21, 3rd)
Two shorthanded goals	0:51	STEVE SULLIVAN	@ COL	01/26/01 (16:43 and 17:34, 2nd)
Three goals	0:21	BILL MOSIENKO	@ NYR	03/23/52 (6:09, 6:20 and 6:30, 3rd)
Three goals by an opponent	1:52	CARL LISCOMBE	@ DET	03/13/38 (16:02, 17:31 and 17:54, 1st)
Four goals	8:24	AL SECORD	TOR	01/07/87 (0:31, 3:36, 3:46 and 8:55, 2nd)
Three assists	0:21	GUS BODNAR	@ NYR	03/23/52 (6:09, 6:20 and 6:30 3rd)
Goal by a rookie in first NHL game	13:43	JONATHAN TOEWS	SJS	10/10/07
Overtime goal	0:08	STEVE LARMER	WSH	10/25/90

LEADERSHIP

PLAYERS

2013-14

OPPONENTS

TRADITION

RECORDS

PLAYOFFS

HISTORY

MINORS

NHL

MEDIA

INDIVIDUAL RECORDS

CAREER: GOALTENDER RECORDS

Shutouts	74	TONY ESPOSITO	
Wins	413	TONY ESPOSITO	1969-70 to 1983-84
Consecutive 20+ win seasons	12	TONY ESPOSITO	1699-70 to 1980-81
	7	GLENN HALL	1957-58 to 1963-64
Most 40+ win seasons	2	ED BELFOUR	
Most 30+ win seasons	8	TONY ESPOSITO	
Most 20+ win seasons	13	TONY ESPOSITO	

SEASON: GOALTENDER RECORDS

Wins	43	ED BELFOUR	1990-91
By a rookie	43	ED BELFOUR	1990-91
Consecutive wins	12	RAY EMERY	01/20/13 to 03/26/13
Consecutive wins by a rookie	8	COREY CRAWFORD	02/20/11 to 03/05/11
		DENIS DEJORDY	12/09/64 to 12/27/64
Undefeated streak	12	DENIS DEJORDY	01/14/67 to 02/16/67 (9-0-3)
Games played	74	ED BELFOUR	1990-91
Games played by a rookie	74	ED BELFOUR	1990-91
Minutes played	4,219	TONY ESPOSITO	1974-75 (71GP)
Minutes played by a rookie	4,127	ED BELFOUR	1990-91 (74GP)
Shutouts	15	TONY ESPOSITO	1969-70
Shutouts by a rookie	15	TONY ESPOSITO	1969-70
Consecutive shutouts	4	CHARLIE GARDINER	1930-31
Consecutive scoreless minutes	290:12	CHARLIE GARDINER	1930-31
Most goalies used	6	LEIGHTON, ANDERSON, THIBAUT, PASSMORE, MUNRO, UNDERHILL	2003-04

GAME: GOALTENDER RECORDS

Shots against in a period	33	SAM LOPRESTI	@ BOS	03/04/41 (2nd)
Saves in a period	31	SAM LOPRESTI	@ BOS	03/04/41 (2nd)
Saves by an opponent in a period	24	JOHN BOWER	TOR	12/11/60 (2nd)
		GUMP WORSLEY	NYR	01/17/60 (1st)
Shots against in a game	83	SAM LOPRESTI	@ BOS	03/04/41 (27-33-23)
Saves in a game	80	SAM LOPRESTI	@ BOS	03/04/41 (27-31-22)
Saves by an opponent in a game	57	TOM BARRASSO	PIT	03/12/89



ED
BELFOUR 30

WINNING IN ONE SEASON

Points	112	2009-10 (82 games)
Points in a shortened season	77	2012-13 (48 games)
Games won	52	2009-10 (82 games)
Games won at home	30	1970-71 (78 games)
Games won on the road	23	2009-10 (82 games)
Fewest games won	7	1927-28 (44 games), 1928-29 (44 games)
Fewest games won at home	6	1954-55 (35 games)
Fewest games won on the road	5	1983-84 (40 games)

LOSING IN ONE SEASON

Fewest points	17	1927-28 (44 games)
	31	1953-54 (70 games)
Most games lost	51	1953-54 (70 games)
	56	2005-06 (82 games)
Fewest games lost	14	1973-74 (78 games)

GAMES TIED IN ONE SEASON

Most	23	1973-74 (78 games)
Fewest	3	1926-27 (44 games)
		1927-28 (44 games)
		1930-31 (44 games)
		1941-42 (48 games)
Most at home	13	1973-74 (39 games)
Most on the road	12	1967-68 (37 games), 1979-80 (39 games)

CONSECUTIVE WINNING STREAKS

Games won	11	02/15/13 to 03/06/13
At home	13	11/11/70 to 12/20/70
At home, over two seasons	14	03/02/83 to 10/25/83
On the road	7	12/09/64 to 12/29/64
From start of season	6	01/19/13 to 01/27/13
At home, from start of season	11	1963-64

UNDEFEATED STREAKS

Games without a loss (ties)	15	01/14/67 to 02/16/67 (12-0-3)
		10/29/75 to 12/03/75 (6-0-9)
Games without a loss (overtime)	30	03/27/12 to 03/06/13 (24-0-6)
At home	18	10/11/70 to 12/20/70 (16-0-2)
On the road	18	03/16/12 to 03/03/12 (14-0-4)
From start of season	24	01/19/13 to 03/06/13 (21-0-3)
At home, from start of season	18	10/11/70 to 12/20/70 (16-0-2)
On the road, from start of season	12	10/23/65 to 11/17/65 (5-0-0)
		01/19/13 to 03/03/12 (10-0-2)

CONSECUTIVE LOSING STREAKS

Games lost	12	02/25/51 to 03/25/51
Over two seasons	13	02/25/51 to 10/11/51
At home	10	01/29/28 to 03/21/28
At home, over two seasons	12	01/29/28 to 11/22/28
On the road	19	11/10/03 to 01/29/04
From start of season	7	10/15/47 to 11/05/47, 10/01/97 to 10/17/97

LEADERSHIP

PLAYERS

2013-14

OPPONENTS

TRADITION

RECORDS

PLAYOFFS

HISTORY

MINORS

NHL

MEDIA

TEAM RECORDS

WINLESS STREAKS

Games without a win	21	12/17/50 to 01/28/51 (0-18-3)
At home	15	12/16/28 to 02/28/29 (0-11-4)
On the road	22	12/19/50 to 03/25/51 (0-20-2)
On the road, over two seasons	23	12/19/50 to 10/11/51 (0-21-2)
From start of season	8	10/08/53 to 10/25/53 (0-7-1) 10/04/99 to 10/23/99 (0-4-4)

CONSECUTIVE TYING STREAKS

Games tied	5	11/22/75 to 12/03/75
At home	4	11/26/75 to 12/03/75
On the road	4	12/21/61 to 01/04/62

MOST GOALS SCORED BY BLACKHAWKS AND OPPONENTS

In a period	7	NYR TOR MTL DET @ PHI @ MIN @ COL @ STL @ MIN NYI MIN DET TOR @ BUF @ EDM BOS @ BUF @ NYR WPG @ EDM @ LAK @ DET @ SJS MTL (ERIC NESTERENKO, BOBBY HULL, DENNIS HULL, CLIFF KOROLL, GERRY PINDER)	01/28/43 (3rd) 12/20/59 (2nd) 04/05/70 (3rd) 11/29/72 (3rd) 01/30/69 (12-0) 12/11/85 (9-12) 11/23/80 (11-3) 01/30/69 (12-0) 01/18/77 03/15/88 03/28/88 12/23/79 11/08/87 11/11/87 01/10/91 12/29/95 11/26/80 10/16/88 01/12/89 12/06/95 10/12/88 (DENIS SAVARD 2, MIKE HUDSON) 01/25/89 (STEVE LARMER, DIRK GRAHAM, TROY MURRAY) 03/14/91 (STEVE LARMER, DIRK GRAHAM, ADAM CREIGHTON) 11/17/07 (RENE BOURQUE 2, PATRICK SHARP) 11/25/09 (TROY BROUWER, MARIAN HOSSA , PATRICK SHARP) 04/05/70 (3rd) 80 games 44 games 70 games
Game	12		
By both teams	21		
At home	11		
On the road	12		
Highest tied score	7-7		
Power-play goals in a game	5		
Power-play goals in a game by an opponent	5		
Shorthanded goals in a game	3		
Empty-net goals in a period/game	5		
Most goals in a season	351		
Fewest goals in a season	33		
Fewest goals in a season, modern era	133		
Most power-play goals in a season	98		
Most shorthanded goals in a season	25		

The shorthanded goalscorers in 1988-89 were: Graham (10), Savard (5), Presley (3), Murray (2), Wilson (1), Yawney (1), Hudson (1), Manson (1) and Larmer (1).

TEAM RECORDS FOR INDIVIDUAL GOALSCORERS

Most 20+ goal scorers in a season	7	1968-69# 1981-82# 1984-85#	
Most 30+ goal scorers in a season	5	1968-69## 1985-86###	
Most 40+ goal scorers in a season	3	1987-88	
Most 50+ goal scorers in a season	1	1961-62 1965-66 1966-67 1968-69 1971-72 1982-83 1991-92 1992-93	(B. HULL, 50) (B. HULL, 54) (B. HULL, 52) (B. HULL, 58) (B. HULL, 50) (SECORD, 54) (ROENICK, 55) (ROENICK, 50)
Most three-goal games in a season	8	1968-69#### 1985-86#### 1989-90####	

The seven 20-goal scorers in 1968-69 were B. Hull (58), Mikita (30), Wharram (30), Pappin (30), D. Hull (30), Martin (23) and Mohns (22). In 1981-82, they were Secord (44), Wilson (39), Savard (32), Lysiak (32), Mulvey (30), Sutter (23) and Higgins (20). In 1984-85, they were Larmer (46), Savard (38), T. Murray (26), Fraser (25), D. Wilson (22), Olczyk (20) and Sutter (20).

The five 30-goal scorers in 1968-69 were B. Hull (58), Mikita (30), Pappin (30), Wharram (30) and D. Hull (30).

The three 40-goal scorers in 1985-86 were Savard (47), T. Murray (45) and Secord (40). In 1987-88, they were Savard (44), Vaive (43) and Larmer (41).

In 1968-69, the eight three-goal games were accomplished by B. Hull (3), Wharram (2), Pappin (2) and Martin (1). In 1985-86, it was accomplished by T. Murray (3), Larmer (1), Savard (1), Secord (1), Ludzik (1) and Fraser (1). In 1989-90, it was accomplished by Thomas (2), Savard (1), T. Murray (1), Secord (1), Lemieux (1), Roenick (1) and Graham (1).

MOST/FEWEST GOALS SCORED AGAINST BLACKHAWKS TEAMS

In a period	7	@ MTL @ NYR	03/10/51 (1st) 03/12/52 (3rd)
Game	12	@ TOR @ TOR @ MTL @ MTL @ MTL EDM @ DET	03/08/47 (12-4) 12/06/47 (12-5) 03/10/51 (12-2) 01/09/54 (12-1) 02/15/75 (12-3) 02/11/85 (12-9) 12/04/87 (12-0)
At home	12	EDM	12/11/85 (12-9)
On the road	12	@ TOR @ TOR @ MTL @ MTL @ DET	03/08/47 (12-4) 12/06/47 (12-5) 03/10/51 (12-2) 01/09/54 (12-1) 02/15/75 (12-3) 12/04/87 (12-0)
In a season	363	1981-82	80 games
Fewest goals allowed in a season	78	1930-31	44 games
	164	1973-74	78 games
	192	1997-98	82 games
Power-play goals in a season	122	1988-89	80 games

LEADERSHIP
PLAYERS
2013-14
OPPONENTS
TRADITION
RECORDS
PLAYOFFS
HISTORY
MINORS
NHL
MEDIA

TEAM RECORDS

MOST POINTS BY A BLACKHAWKS TEAM

In a period	20	DET	11/29/72 (7G, 13A, 3rd)
Game	31	@ PHI	01/30/69 (12G, 19A)
		HFD	11/23/80 (11G, 20A)
Season	920	1985-86	80 games

SHOTS ON GOAL BY A BLACKHAWKS TEAM

Most in a period	27	TOR	12/20/59 (2nd)
Fewest in a period	0	NJD	10/10/98 (1st)
		@ MIN	10/29/00 (3rd)
Most in a game	62	PIT	03/12/89 (19-21-22)
Fewest in a game	11	@ DAL	04/18/98 (1-6-4)
		STL	01/21/00 (3-3-5)
		STL	03/26/00 (3-4-3-1)
		@ EDM	10/09/01 (1-9-1)
		@ LAK	03/11/02 (2-3-6)
Most in an overtime period	10	TOR	12/20/31
		@ CGY	02/06/03

SHOTS AGAINST A BLACKHAWKS TEAM

Most in a period	33	@ BOS	03/04/41
Fewest in a period	0	DET	12/04/46 (1st)
		TBL	10/05/13 (1st)
Most in a game	83	@ BOS	03/04/41 (27-33-23)
Fewest in a game	10	VAN	05/02/08
Most in an overtime period	10	@ OTT	12/06/31

BLACKHAWKS PENALTY RECORDS

Penalties in a period	18	@ MIN	03/21/83 (3rd)
Penalty minutes in a period	102	@ MIN	03/21/83 (3rd)
Penalties by both teams in a period	38	@ MIN	03/21/83 (CHI 18, MIN 20, 3rd)
Penalty minutes by both teams in a period	197	@ MIN	03/21/83 (CHI 102, MIN 95, 3rd)
Penalties in a game	32	DET	12/23/88
Penalty minutes in a game	158	STL	03/17/91
Penalties by both teams in a game	72	DET	12/23/88 (CHI 32, DET 40)
Penalty minutes by both teams in a game	308	DET	12/23/88 (CHI 150, DET 158)
Penalty minutes in a season	2,663	1991-92	

QUICKEST TEAM RECORDS

Goal from start of game	0:08	@ VAN, 02/05/95	BRENT SUTTER
Goal from start of a period	0:04	HFD, 01/12/86 (3rd)	DENIS SAVARD
Two goals from start of game	0:33	@ PHI, 11/13/75	JOHN MARKS (0:14, 0:33)
Two goals	0:05	PHI, 01/01/31 (3rd)	DESJARDINS (1:15), INGRAM (1:20)
Two goals from start of a period	0:21	@ MIN, 11/05/83 (2nd)	YAREMCHUK (0:12), DARRYL SUTTER (0:21)
Three goals	0:21	@ NYR, 03/23/52 (2nd)	BILL MOSIENKO (6:09, 6:20, 6:30)
Four goals	1:56	STL, 12/20/89 (3rd)	GRAHAM (11:53), ROENICK (12:16), MANSON (12:52), CREIGHTON (13:49)
Five goals	5:38	@ LAK, 02/01/90 (2nd)	DUANE SUTTER (2:12), GRAHAM (3:09), WILSON (5:43), HUDSON (6:23), LEMIEUX (7:50)
Six goals	9:13	MTL, 04/05/70 (3rd)	MARTIN (10:44), NESTERENKO (12:27), KOROLL (13:57), B. HULL (14:44), D. HULL (17:08), PINDER (19:57)
Two power-play goals in a game	0:15	CGY, 03/26/89 (2nd)	SAVARD (7:11), CREIGHTON (7:26)
Two shorthanded goals in a game	0:12	@ TOR, 10/31/87 (3rd)	T. MURRAY (1:36), SAVARD (1:48)
		SJS, 10/13/91 (2nd)	HUDSON (16:49), ROENICK (17:01)

QUICKEST: OPPONENTS

Goal from start of game	0:09	MTL, 11/28/65	H. RICHARD
		@ BUF, 02/24/72	S. ATKINSON
Goal from start of a period	0:06	DET, 03/21/76 (3rd)	M. BERGERON
Two goals from start of game	0:29	@ PIT, 12/06/80	FERGUSON (0:37), MALONE (0:29)
Two goals	0:03	@ MIN, 01/21/04 (3rd)	DOWD (19:44), PARK (19:47)
Two shorthanded goals	0:27	TOR, 11/16/86 (2nd)	SALMING (18:40), TERRION (19:07)
Three goals	0:39	BUF, 03/22/92 (2nd)	LAFONTAINE (7:57), PRESLEY (8:35), AUDETTE (8:36)
Four goals	1:41	@ NYI, 10/27/79 (3rd)	TROTTIER (3:16, 4:13), GILLIES (4:51), BOSSY (4:57)
Five goals	4:31	@ NYR, 03/12/52 (3rd)	RALEIGH (12:10), SLOWINSKI (13:01), HERGESHEIMER (13:15, 14:20), KULLMAN (16:41)

QUICKEST: BOTH TEAMS

Two goals	0:04	BOS, 12/30/79 (3rd)	MCNAB (19:55), MULVEY (19:59)
		@ HFD, 01/19/80 (3rd)	B. MURRAY (19:50), DOUGLAS (19:54)
		@ NYR, 02/24/82 (3rd)	SAVARD (19:23), PAVELICH (19:27)
Three goals	0:38	@ TOR, 10/15/83 (2nd)	GINGRAS (16:49), SAVARD (17:12), LARMER (17:27)
		CGY, 01/29/06 (1st)	MCCARTY (0:40), VRBATA (1:09), BOURQUE (1:18)
Four goals	0:53	@ TOR, 10/15/83 (2nd)	GRINGAS (16:49), SAVARD (17:12), LARMER (17:27), SAVARD (17:42)
Five goals	1:24	@ TOR, 10/15/83 (2nd)	GINGRAS (16:49), SAVARD (17:12), LARMER (17:27), SAVARD (17:42), ANDERSON (18:13)

BLACKHAWKS ALL-TIME OVERTIME RECORD

Total games played	648	(84-78-161 home, 62-95-168 road)*
Overall record	146-173-329	

*Record begins in inaugural 1926-27 season, and shootout decisions are recorded as wins or losses.

SINGLE-SEASON OVERTIME RECORD

Most in one season	23	2002-03 (10 home, 13 road) 2003-04 (15 home, 8 road)
Most at home	15	2003-04
Most on the road	13	1995-96 2002-03
Wins at home	10	2009-10
Wins on the road	6	2006-07
Losses at home	6	2005-06
Losses on the road	7	2005-06
Ties at home	10	1988-89
Ties on the road	10	1995-96
Consecutive in one season	4	02/05/88 to 02/14/88 12/02/05 to 12/11/05 03/24/06 to 03/31/06 12/02/06 to 12/09/06 12/05/11 to 12/14/11 01/27/13 to 02/02/13
Consecutive at home	3	02/19/89 to 02/26/89 02/13/92 to 02/20/92 12/02/11 to 12/11/11
Consecutive on the road	4	12/30/37 to 01/15/38

LEADERSHIP

PLAYERS

2013-14

OPPONENTS

TRADITION

RECORDS

PLAYOFFS

HISTORY

MINORS

NHL

MEDIA

TEAM RECORDS

SHUTOUTS BY A BLACKHAWKS TEAM

Total	410	259 home, 151 road
Most in one season	15	1969-70, in 76 games
Fewest in one season	0	1948-49, 1954-55, 1980-81, 1987-88, 1988-89, 2011-12
Most consecutive	4	01/08/31 to 01/15/31
Most consecutive at home	3	10/13/71 to 11/03/71
		01/19/71 to 01/21/72
Most consecutive on the road	3	01/08/31 to 01/13/31
Most consecutive games without a shutout	194	01/31/87 to 10/14/89
Largest shutout for	12-0	@ PHL, 01/30/69

SHUTOUTS AGAINST A BLACKHAWKS TEAM

Total	403	178 home, 225 road
Most in one season	20	1928-29, in 44 games
Fewest in one season	0	1945-46, 1970-71, 1971-72, 1982-83, 1985-86, 2012-13
Most consecutive	8	02/07/29 to 02/28/29
Most consecutive without being shut out	228	03/14/70 to 02/21/73
Most consecutive without being shut out, incl. playoffs	262	03/14/70 to 02/21/73
Most consecutive at home	6	02/10/29 to 02/28/29
Most consecutive minutes being shut out	621:42	02/05/29 to 03/02/29
Largest shutout against	0-12	@ DET, 12/04/87

LEADERSHIP

PLAYERS

2013-14

OPPONENTS

TRADITION

RECORDS

PLAYOFFS

HISTORY

MINORS

NHL

MEDIA

SEASON DATE

HOME

VISITOR

RESULT

1993-94	10/06/93	BLACKHAWKS	FLORIDA	T 4-4
1994-95	01/20/95	DETROIT	BLACKHAWKS	L 1-4
1995-96	10/07/95	SAN JOSE	BLACKHAWKS	W 4-3
1996-97	10/05/96	WASHINGTON	BLACKHAWKS	W 5-2
1997-98	10/01/97	PHOENIX	BLACKHAWKS	L 2-6
1998-99	10/10/98	BLACKHAWKS	NEW JERSEY	W 5-2
1999-2000	10/04/99	SAN JOSE	BLACKHAWKS	L 1-7
2000-01	10/05/00	BUFFALO	BLACKHAWKS	L 2-4
2001-02	10/04/01	VANCOUVER	BLACKHAWKS	W 5-4
2002-03	10/10/02	COLUMBUS	BLACKHAWKS	L 1-2
2003-04	10/08/03	BLACKHAWKS	MINNESOTA	W 1-0
2004-05	- SEASON CANCELED -			
2005-06	10/05/05	BLACKHAWKS	ANAHEIM	L 3-5
2006-07	10/05/06	NASHVILLE	BLACKHAWKS	W 8-6
2007-08	10/04/07	MINNESOTA	BLACKHAWKS	L 0-1
2008-09	10/10/08	NY RANGERS	BLACKHAWKS	L 2-4
2009-10	10/02/09	BLACKHAWKS	FLORIDA	L 3-4 (SO)*
2010-11	10/07/10	COLORADO	BLACKHAWKS	L 3-4 (OT)
2011-12	10/07/11	DALLAS	BLACKHAWKS	L 2-1
2012-13	01/19/13	LOS ANGELES	BLACKHAWKS	W 5-2
2013-14	10/01/13	BLACKHAWKS	WASHINGTON	W 6-4

* GAME PLAYED IN HELSINKI, FINLAND

ALL-TIME SEASON OPENERS

LIFETIME	GP	W	L	T	OTL	GF	GA
HOME	42	21	9	11	1	132	113
AWAY	45	16	22	6	1	113	141
TOTALS	87	37	31	17	2	245	254

ALL-TIME HOME/AWAY OPENERS

LIFETIME	GP	W	L	T	OTL	GF	GA
HOME	87	36	30	19	2	236	227
AWAY	87	30	44	12	1	228	290
TOTALS	174	66	74	31	3	464	517

FIRST HOME GAME

SEASON	DATE	OPPONENT	RESULT
1975-76	10/12/75	VANCOUVER	W 3-0
1976-77	10/10/76	VANCOUVER	W 5-1
1977-78	10/15/77	COLORADO	T 3-3
1978-79	10/11/78	ATLANTA	T 4-4
1979-80	10/10/79	EDMONTON	W 4-2
1980-81	10/09/80	BUFFALO	W 4-3
1981-82	10/07/81	PITTSBURGH	T 5-5
1982-83	10/06/82	TORONTO	T 3-3
1983-84	10/05/83	ST. LOUIS	W 4-3
1984-85	10/11/84	DETROIT	W 3-3
1985-86	10/13/85	TORONTO	L 1-5
1986-87	10/05/86	NY ISLANDERS	W 5-2
1987-88	10/08/87	TORONTO	L 5-7
1988-89	10/06/88	NY RANGERS	T 2-2
1989-90	10/05/89	ST. LOUIS	L 3-8
1990-91	10/04/90	NY RANGERS	W 4-3
1991-92	10/03/91	DETROIT	T 3-3
1992-93	10/11/92	TAMPA BAY	T 4-4
1993-94	10/06/93	FLORIDA	T 4-4
1994-95	01/25/95	EDMONTON	W 5-1
1995-96	10/12/95	PITTSBURGH	W 5-1
1996-97	10/09/96	ANAHEIM	L 0-2
1997-98	10/09/97	TAMPA BAY	L 1-4
1998-99	10/10/98	NEW JERSEY	W 5-2
1999-2000	10/08/99	PHOENIX	T 3-3
2000-01	10/12/00	DETROIT	L 0-4
2001-02	10/11/01	PHOENIX	W 3-0
2002-03	10/13/02	BUFFALO	W 3-0
2003-04	10/08/03	MINNESOTA	W 1-0
2004-05	- SEASON CANCELED -		
2005-06	10/05/05	ANAHEIM	L 3-5
2006-07	10/07/06	COLUMBUS	L 4-5
2007-08	10/06/07	DETROIT	W 4-3 (SO)
2008-09	10/13/08	NASHVILLE	W 2-3 (SO)
2009-10	10/02/09	FLORIDA	L 3-4 (SO)*
2010-11	10/09/10	DETROIT	L 2-3
2011-12	10/08/11	DALLAS	W 5-2
2012-13	01/22/13	ST. LOUIS	W 5-2
2013-14	10/01/13	WASHINGTON	W 6-4

FIRST AWAY GAME

SEASON	DATE	OPPONENT	RESULT
1975-76	10/08/75	NY RANGERS	T 2-2
1976-77	10/06/76	ST. LOUIS	W 6-4
1977-78	10/13/77	PHILADELPHIA	L 1-5
1978-79	10/18/78	WASHINGTON	W 4-2
1979-80	10/13/79	MINNESOTA	L 1-5
1980-81	10/11/80	MONTREAL	W 5-4
1981-82	10/10/81	TORONTO	L 8-9
1982-83	10/09/82	MONTREAL	W 8-7
1983-84	10/08/83	ST. LOUIS	L 1-4
1984-85	10/13/84	NY ISLANDERS	L 6-7
1985-86	10/10/85	QUEBEC	L 2-6
1986-87	10/11/86	DETROIT	L 3-4
1987-88	10/10/87	WASHINGTON	L 4-6
1988-89	10/08/88	TORONTO	L 4-7
1989-90	10/07/89	WASHINGTON	W 3-2
1990-91	10/06/90	ST. LOUIS	W 5-2
1991-92	10/05/91	MINNESOTA	L 2-4
1992-93	10/01/92	TAMPA BAY	L 3-7
1993-94	10/09/93	TORONTO	L 1-2
1994-95	01/20/95	DETROIT	L 1-4
1995-96	10/07/95	SAN JOSE	W 4-3
1996-97	10/05/96	WASHINGTON	W 5-2
1997-98	10/01/97	PHOENIX	L 2-6
1998-99	10/13/98	DALLAS	L 1-3
1999-2000	10/04/99	SAN JOSE	L 1-7
2000-01	10/05/00	BUFFALO	L 2-4
2001-02	10/04/01	VANCOUVER	W 5-4
2002-03	10/10/02	COLUMBUS	L 1-2
2003-04	10/10/03	COLORADO	L 0-5
2004-05	- SEASON CANCELED -		
2005-06	10/11/05	ST. LOUIS	L 1-4
2006-07	10/05/06	NASHVILLE	W 8-6
2007-08	10/04/07	MINNESOTA	L 0-1
2008-09	10/10/08	NY RANGERS	L 2-4
2009-10	10/05/09	FLORIDA	W 4-0*
2010-11	10/07/10	COLORADO	L 3-4 (OT)
2011-12	10/07/10	DALLAS	L 2-1
2012-13	01/19/13	LOS ANGELES	W 5-2
2013-14	10/09/13	ST. LOUIS	L 3-2

* GAME PLAYED IN HELSINKI, FINLAND

LEADERSHIP

PLAYERS

2013-14

OPPONENTS

TRADITION

RECORDS

PLAYOFFS

HISTORY

MINORS

NHL

MEDIA

STAY CONNECTED



OFFICIAL CHICAGO BLACKHAWKS APPS
AVAILABLE NOW FOR iOS AND ANDROID



CHICAGO BLACKHAWKS

PLAYOFFS

ROUND 1: ST. LOUIS BLUES

WESTERN CONFERENCE FIRST ROUND GAME SUMMARIES

GAME 1: Blues 4, BLACKHAWKS 3 (3OT) – Scottrade Center (04/17/14)

The Blackhawks kicked off the 2014 Stanley Cup Playoffs with a 4-3 triple-overtime loss to the St. Louis Blues at Scottrade Center. **JOHNNY ODUYA** opened the playoff scoring for the Blackhawks midway through the first period, and **BRENT SEABROOK** and **PATRICK KANE** each added a goal. Alexander Steen scored 26 seconds into the third overtime period to give St. Louis a 1-0 series lead. Also scoring for the Blues were Adam Cracknell, Vladimir Tarasenko and Jaden Schwartz. **COREY CRAWFORD** turned aside 48 of 52 shots for the Blackhawks, and Ryan Miller stopped 39 of 42 shots for the Blues. Chicago went 1-for-6 (5 shots, 10:25) with the man advantage. St. Louis went 0-for-4 (9 shots, 6:42) on the power play.

GAME 2: Blues 4, BLACKHAWKS 3 (OT) – Scottrade Center (04/19/14)

The Blackhawks dropped a 4-3 decision in overtime in St. Louis to fall behind 0-2 in the series. Chris Porter and Kevin Shattenkirk gave St. Louis a 2-0 lead after the first period, but Chicago responded with goals by defensemen **DUNCAN KEITH**, **BRENT SEABROOK** and **MICHAEL ROZISVAL**. Vladimir Tarasenko sent the game to overtime with a late third-period goal, and Barret Jackman notched the game-winner 5:50 into the extra frame. **COREY CRAWFORD** allowed four goals on 31 shots, while Ryan Miller stopped 25 of the 28 shots he faced. Chicago went 0-for-4 (3 shots, 8:00) on the power play. St. Louis went 1-for-9 (10 shots, 17:48) with the man advantage.

GAME 3: BLACKHAWKS 2, Blues 0 – United Center (04/21/14)

The Blackhawks shut out the Blues to earn their first win of the 2014 Stanley Cup Playoffs with a 2-0 decision in Chicago. **JONATHAN TOEWS** opened the scoring early in the first period, and **MARCUS KRUGER** sealed the result with an empty-netter late in regulation. **COREY CRAWFORD** stopped all 34 shots he faced for his third career postseason shutout. Ryan Miller turned aside 23 of 24 shots. St. Louis went 0-for-3 (7 shots, 6:00) on the power play. Chicago went 0-for-4 (4 shots, 7:23) with the man advantage.

GAME 4: BLACKHAWKS 4, Blues 3 (OT) – United Center (04/23/14)

The Blackhawks evened up their First Round series against St. Louis at two games apiece with a 4-3 overtime win in Game 4 at the United Center. **PATRICK KANE** contributed a second-period goal as well as the game-winner 11:17 into overtime. **ANDREW SHAW** and **BRYAN BICKELL** each tallied their first goal of the playoffs. Vladimir Tarasenko (2) and Maxim Lapierre accounted for the St. Louis goals. **COREY CRAWFORD** turned aside 30 of the 33 shots he faced. Ryan Miller allowed four goals on 34 shots. Chicago went 1-for-2 (2 shots, 2:11) on the power play. St. Louis was 1-for-5 (5 shots, 8:07) with the man advantage.

GAME 5: BLACKHAWKS 3, Blues 2 (OT) – Scottrade Center (04/25/14)

The Blackhawks took their first series lead of the 2014 postseason with a 3-2 overtime victory in Game 5 at Scottrade Center. **MARIAN HOSSA** opened the scoring with his first goal of the playoffs. T.J. Oshie and **BEN SMITH** exchanged second-period goals, before Alex Pietrangelo found the back of the net to open the third period, tying the game at 2-2. **JONATHAN TOEWS** scored his second goal of the postseason and his second game-winner at 7:36 of overtime to give Chicago a 3-2 series lead. **COREY CRAWFORD** stopped 27 of the 29 shots he faced, while Ryan Miller allowed three goals on 30 shots. Chicago went 0-for-2 on the power play (6 shots, 4:00). St. Louis was 0-for-2 (1 shot, 4:00) with the man advantage.

GAME 6: BLACKHAWKS 5, Blues 1 – United Center (04/27/14)

The Blackhawks secured advancement to the Western Conference Second Round with a series-clinching 5-1 victory over the Blues in Game 6 at the United Center. **DUNCAN KEITH** led the way with four points (1G, 3A), and **BRYAN BICKELL**, **JONATHAN TOEWS**, **PATRICK SHARP** and **ANDREW SHAW** also netted goals for Chicago. T.J. Oshie scored the lone St. Louis goal. **COREY CRAWFORD** stopped 35 of 36 shots, while Ryan Miller allowed five goals on 27 shots. The Blues went 0-for-6 (11 shots, 10:00) on the power play. The Blackhawks were 1-for-2 (6 shots, 3:39) with the man advantage.

Series Recap: BLACKHAWKS 4, Blues 2

After dropping the first two games of the series, the Blackhawks collected four straight wins to defeat the Blues in six games. Four of the six games required at least one overtime period for a total of six overtime periods, the most of any series during the 2014 Stanley Cup Playoffs. Offensively, Chicago was paced by **JONATHAN TOEWS** (3G, 4A), **DUNCAN KEITH** (2G, 5A), **PATRICK KANE** (3G, 3A) and **BRENT SEABROOK** (2G, 4A, in just three games). All three of **TOEWS'** goals were game-winners, as he became the 24th player in NHL history to score at least 3 GWG in a series (Games 3, 5 and 6). St. Louis was led by Vladimir Tarasenko (4G) and Kevin Shattenkirk (1G, 4A). **COREY CRAWFORD** started and finished all six games of the series, registering a 1.98 goals-against average and one shutout. **KEITH** and **NIKLAS HJALMARSSON** led Chicago skaters with 29:52 and 27:42 of ice time per game, respectively. Chicago held St. Louis to a 7.4 percent (2-for-27) success rate on the power play. The Blackhawks advanced to the Second Round against the Minnesota Wild.

LEADERSHIP

PLAYERS

2013-14

OPPONENTS

TRADITION

RECORDS

PLAYERS

HISTORY

MINORS

NHL

MEDIA

WESTERN CONFERENCE FIRST ROUND

CHICAGO BLACKHAWKS VS. ST. LOUIS BLUES

Record: 3-0 at United Center, 1-2 at St. Louis

DATE	TEAM	SCORING BY PERIOD					SHOTS BY PERIOD					PP	PIM	GWG	GOALIE (SAVES-SHOTS)	ATTN.
		1	2	3	OT	F	1	2	3	OT	TOT					
04/17*	CHI	3	0	0	0	3	7	8	6	21	42	1-6 (16.7)	4-8		Crawford (48-52)	
	STL	2	0	1	1	4	11	3	14	24	52	0-4 (0.0)	6-12	A. Steen (30T)	Miller (39-42)	19,423
04/19	CHI	0	1	2	0	3	11	8	7	2	28	0-4 (0.0)	11-41		Crawford (27-31)	
	STL	2	0	1	1	4	9	9	6	7	31	1-9 (11.1)	6-20	B. Jackman (OT)	Miller (25-28)	19,639
04/21	STL	0	0	0	-	0	15	8	11	-	34	0-3 (0.0)	4-8		Miller (30-34)	
	CHI	1	0	1	-	2	7	11	7	-	25	0-4 (0.0)	3-6	J. Toews	Crawford (34-34)	22,112
04/23	STL	0	2	1	0	3	8	10	13	2	33	1-5 (20.0)	3-6		Miller (30-34)	
	CHI	0	2	1	1	4	13	6	9	6	34	1-2 (50.0)	6-12	P. Kane (OT)	Crawford (30-33)	22,123
04/25	CHI	1	1	0	1	3	9	11	8	2	30	0-2 (0.0)	3-6	J. Toews (OT)	Crawford (27-29)	
	STL	0	1	1	0	2	6	13	7	3	29	0-2 (0.0)	3-6		Miller (22-30)	19,796
04/27	STL	1	0	0	-	1	11	17	8	-	36	0-6 (0.0)	3-6		Miller (22-27)	
	CHI	1	0	4	-	5	8	3	16	-	27	1-2 (50.0)	5-12	J. Toews	Crawford (35-36)	22,144
TOTALS		SCORING BY PERIOD					SHOTS BY PERIOD					PP	PIM		GOALIE (SAVES-SHOTS)	
	TEAM	1	2	3	OT	TOT	1	2	3	OT	TOT					
	STL	5	3	4	2	14	60	60	59	36	215	2-29 (6.9)	25-58		Miller (166-185)	
	CHI	6	4	8	2	20	55	47	53	31	186	3-20 (15.0)	32-95		Crawford (201-215)	

* OT shots column Includes all three overtime periods.

2014 WESTERN CONFERENCE FIRST ROUND STATS

BLACKHAWKS							BLUES								
	GP	G	A	PTS	+/-	PIM		GP	G	A	PTS	+/-	PIM		
Jonathan Toews	6	3	4	7	4	4	Kevin Shattenkirk	6	1	4	5	-1	2		
Duncan Keith	6	2	5	7	5	6	Vladimir Tarasenko	6	4	0	4	1	0		
Patrick Kane	6	3	3	6	6	8	Chris Porter	6	1	2	3	2	0		
Brent Seabrook	3	2	4	6	4	15	Alex Pietrangelo	6	1	2	3	1	0		
Andrew Shaw	6	2	2	4	0	6	Alexander Steen	6	1	2	3	-2	6		
Brandon Saad	6	0	4	4	4	2	Jaden Schwartz	6	1	2	3	-4	0		
Bryan Bickell	6	2	1	3	0	6	Barret Jackman	6	1	2	3	-5	6		
Michal Rozsival	6	1	2	3	4	2	Vladimir Sobotka	6	0	3	3	2	4		
Johnny Oduya	6	1	2	3	1	2	T.J. Oshie	5	2	0	2	-3	2		
Ben Smith	6	1	1	2	4	0	Maxim Lapierre	6	1	1	2	3	4		
Marcus Kruger	6	1	1	2	3	6	Steve Ott	6	0	2	2	-3	14		
Marian Hossa	6	1	1	2	-3	6	Adam Cracknell	5	1	0	1	0	2		
Kris Versteeg	5	0	2	2	0	4	Roman Polak	6	0	1	1	-3	4		
Sheldon Brookbank	3	0	2	2	2	0	Jordan Leopold	6	0	1	1	-1	2		
Patrick Sharp	6	1	0	1	1	4	Jay Bouwmeester	6	0	1	1	-1	2		
Michal Handzus	6	0	1	1	-1	2	Derek Roy	4	0	1	1	-2	0		
Nick Leddy	6	0	1	1	-1	0	David Backes	4	0	1	1	-3	2		
Niklas Hjalmarsson	6	0	1	1	-5	0	Ryan Reaves	6	0	0	0	-1	6		
Brandon Bollig	6	0	0	0	-2	12	Patrik Berglund	4	0	0	0	-7	0		
Joakim Nordstrom	1	0	0	0	0	0	Brenden Morrow	2	0	0	0	0	0		
GOALTENDER							GOALTENDER								
Corey Crawford	GP	MIN	GA	SA	SV	AVG	RECORD	Ryan Miller	GP	MIN	GA	SA	SV	AVG	RECORD
	6	425	14	215	201	1.98	4-2		6	422	19	185	166	2.70	2-4

LEADERSHIP

PLAYERS

2013-14

OPPONENTS

TRADITION

RECORDS

PLAYOFFS

HISTORY

MINORS

NHL

MEDIA

ROUND 2: MINNESOTA WILD

WESTERN CONFERENCE SECOND ROUND GAME SUMMARIES

GAME 1: BLACKHAWKS 5, Wild 2 – United Center (05/02/14)

The Blackhawks extended their win streak to five games with a 5-2 victory over the Minnesota Wild at the United Center in Game 1 of the Second Round. **BRYAN BICKELL** opened the scoring in the first period with a power-play goal. **MARIAN HOSSA** added his second goal of the playoffs in the second period to give Chicago a 2-0 lead; he also added two helpers for his first three-point effort of the postseason. Clayton Stoner and Kyle Brodziak each scored early in the third period to tie the score at 2-2. **PATRICK KANE** then scored his fourth and fifth goals of the playoffs just over 8 minutes apart, before **BICKELL** added an empty-netter for his second goal of the contest. **COREY CRAWFORD** earned the win by stopping 30 of 32 shots. Ilya Bryzgalov allowed four goals on 21 shots. Minnesota went 0-for-3 (4 shots, 6:00) on the power play, while Chicago was 2-for-4 (5 shots, 6:55) with the man advantage.

GAME 2: BLACKHAWKS 4, Wild 1 – United Center (05/04/14)

The Blackhawks recorded a 4-1 victory in Game 2 against Minnesota at the United Center, improving their win streak to six games. **JONATHAN TOEWS** opened the scoring midway through the first period. **BRANDON SAAD** posted his first career postseason multi-goal outing (2G), and **BRYAN BICKELL** added his fifth goal of the playoffs. **MARIAN HOSSA** collected three assists for his second consecutive three-point outing. Cody McCormick accounted for the lone Minnesota goal. **COREY CRAWFORD** stopped 18 of 19 shots for the victory, extending his win streak to a postseason career-long six games. Ilya Bryzgalov allowed three goals on 21 shots. Chicago went 0-for-2 (1 shot, 4:00) on the power play. Minnesota was 0-for-1 (4 shots, 2:00) with the man advantage.

GAME 3: Wild 4, BLACKHAWKS 0 – Xcel Energy Center (05/06/14)

The Blackhawks were shut out for the first time in the 2014 postseason with a 4-0 loss to Minnesota at Xcel Energy Center. Erik Haula, Mikael Granlund (2, EN) and Zach Parise scored for the Wild. **COREY CRAWFORD** allowed three goals on 18 shots. Ilya Bryzgalov stopped all 19 shots he faced. Chicago went 0-for-2 (2 shots, 2:45) on the power play, while Minnesota was 1-for-4 (2 shots, 5:42) with the man advantage.

GAME 4: Wild 4, BLACKHAWKS 2 – Xcel Energy Center (05/09/14)

The Blackhawks dropped their second consecutive game after falling 4-2 to the Wild in Game 4. **PATRICK SHARP** and **MICHAEL HANDZUS** netted goals for the Blackhawks. Justin Fontaine, Jason Pominville, Nino Niederreiter and Jared Spurgeon each dented the net for Minnesota. **COREY CRAWFORD** stopped 27 of 31 shots. Ilya Bryzgalov allowed two goals on 20 shots. Chicago was 0-for-2 (0 shots, 2:36) on the power play, while Minnesota was 1-for-5 (6 shots, 6:55) with the man advantage.

GAME 5: BLACKHAWKS 2, Wild 1 – United Center (05/11/14)

The Blackhawks regained the series lead with a 2-1 victory over the Wild in Game 5 at the United Center. Eric Haula gave Minnesota a 1-0 lead after the first period, **BRYAN BICKELL** tallied his sixth playoff goal midway through the second period, and **JONATHAN TOEWS** recorded his fourth game-winner of the postseason. **COREY CRAWFORD** turned away 27 of 28 shots. Ilya Bryzgalov allowed two goals on 28 shots. Minnesota went 0-for-1 (1 shot, 2:00) with the man advantage, while Chicago was 1-for-2 (1 shot, 2:43) on the power play.

GAME 6: BLACKHAWKS 2, Wild 1 (OT) – Xcel Energy Center (05/13/14)

The Blackhawks knocked the Minnesota Wild out of the Stanley Cup Playoffs for the second consecutive season with a 2-1 overtime victory in Game 6, marking their first road win of the series. **KRIS VERSTEEG** opened the scoring in the first period, and **PATRICK KANE** tallied the game-winner at the 9:42 mark in overtime. Erik Haula scored the lone Minnesota goal. **COREY CRAWFORD** allowed just one goal on 35 shots. Ilya Bryzgalov turned aside 25 of 27 shots. Minnesota went 0-for-3 (3 shots, 6:00) on the power play, while Chicago was 0-for-1 (1 shot, 2:00) with the man advantage.

Series Recap: BLACKHAWKS 4, Wild 2

The Blackhawks defeated the Minnesota Wild 4-2 to clinch a spot in the Western Conference Final for the fourth time in the last five seasons. **PATRICK KANE**'s series-clinching overtime goal in Game 6 marked his fourth career postseason overtime goal; he currently holds the franchise record and shares fourth in league history with four playoff OT goals. Chicago was led offensively by **MARIAN HOSSA** (1G, 8A) and **BRYAN BICKELL** (4G, 2A); in Games 1 and 2, **HOSSA** became the second player since 1995 to notch back-to-back three-point efforts for the Blackhawks in the playoffs. **COREY CRAWFORD** started and finished all six games of the series, registering a 1.97 goals-against average. **DUNCAN KEITH** and **BRENT SEABROOK** led all Chicago skaters with 26:04 and 22:39 of ice time per game, respectively. The Blackhawks held the Wild power play to an 11 percent (2-for-17) success rate.

LEADERSHIP

PLAYERS

2013-14

OPPONENTS

TRADITION

RECORDS

PLAYOFFS

HISTORY

MINORS

NHL

MEDIA

WESTERN CONFERENCE SECOND ROUND

CHICAGO BLACKHAWKS VS. MINNESOTA WILD

Record: 3-0 at United Center, 1-2 at Minnesota

DATE	TEAM	SCORING BY PERIOD					SHOTS BY PERIOD					PP	PIM	GWG	GOALIE (SAVES-SHOTS)	ATTN.
		1	2	3	OT	F	1	2	3	OT	TOT					
05/02	MIN	0	0	2	-	2	8	17	7	-	32	0-3 (0.0)	3-8		Bryzgalov (17-21)	
	CHI	1	1	3	-	5	13	3	6	-	22	2-4 (50.0)	3-6	P. Kane	Crawford (30-32)	22,116
05/04	MIN	0	0	1	-	1	2	13	4	-	19	0-1 (0.0)	2-4		Bryzgalov (18-21)	
	CHI	1	1	2	-	4	7	8	7	-	22	0-2 (0.0)	1-2	B. Saad	Crawford (18-19)	22,018
05/06	CHI	0	0	0	-	0	7	8	4	-	19	0-2 (0.0)	4-8		Crawford (14-17)	
	MIN	0	0	4	-	4	5	5	8	-	18	1-4 (25.0)	2-4	E. Haula	Bryzgalov (19-19)	19,416
05/09	CHI	1	1	0	-	2	4	9	7	-	20	0-2 (0.0)	5-10		Crawford (27-31)	
	MIN	1	2	1	-	4	7	18	6	-	31	1-5 (20.0)	2-4	N. Niederreiter	Bryzgalov (18-20)	19,405
05/11	MIN	1	0	0	-	1	8	6	14	-	28	0-1 (0.0)	3-6		Bryzgalov (26-28)	
	CHI	0	1	1	-	2	6	15	7	-	28	1-2 (50.0)	2-4	J. Toews	Crawford (27-28)	22,016
05/13	CHI	1	0	0	1	2	8	8	6	5	27	0-1 (0.0)	3-6	P. Kane (OT)	Crawford (34-35)	
	MIN	0	1	0	0	1	9	14	7	5	35	0-3 (0.0)	0-1		Bryzgalov (25-27)	19,396
TOTALS		SCORING BY PERIOD					SHOTS BY PERIOD					PP	PIM		GOALIE (SAVES-SHOTS)	
	TEAM	1	2	3	OT	TOT	1	2	3	OT	TOT					
	MIN	2	3	8	0	13	39	73	46	5	163	2-17 (11.8)	12-27		Bryzgalov (123-136)	
	CHI	4	4	6	1	15	45	51	37	5	138	3-15 (23.1)	18-36		Crawford (150-162)	

2014 WESTERN CONFERENCE SECOND ROUND STATS

BLACKHAWKS							WILD								
GP	G	A	PTS	+/-	PIM		GP	G	A	PTS	+/-	PIM			
Marian Hossa	6	1	8	9	7	0	Erik Haula	6	3	2	5	3	0		
Bryan Bickell	6	4	2	6	3	2	Jason Pominville	6	1	3	4	-2	0		
Patrick Sharp	6	1	4	5	2	0	Zach Parise	6	1	3	4	-3	0		
Brent Seabrook	6	0	5	5	-1	2	Clayton Stoner	6	1	2	3	0	6		
Patrick Kane	6	3	1	4	-1	0	Jared Spurgeon	6	1	2	3	-1	2		
Jonathan Toews	6	2	1	3	1	2	Ryan Suter	6	0	3	3	-4	0		
Brandon Saad	6	2	1	3	-1	0	Mikael Granlund	6	2	0	2	0	0		
Niklas Hjalmarsson	6	0	2	2	2	8	Nino Niederreiter	6	1	1	2	1	2		
Michal Handzus	6	1	0	1	-3	0	Justin Fontaine	5	1	1	2	2	2		
Kris Versteeg	4	1	0	1	-1	0	Charlie Coyle	6	0	2	2	-2	0		
Ben Smith	6	0	1	1	1	2	Matt Cooke	3	0	2	2	2	2		
Duncan Keith	6	0	1	1	0	2	Cody McCormick	6	1	0	1	0	0		
Nick Leddy	5	0	1	1	1	4	Kyle Brodziak	6	1	0	1	-3	0		
Michal Rozsival	4	0	1	1	-4	2	Dany Heatley	6	0	1	1	1	2		
Johnny Oduya	6	0	0	0	2	4	Mikko Koivu	6	0	1	1	-3	2		
Marcus Kruger	6	0	0	0	-1	0	Matt Moulson	3	0	1	1	-1	0		
Joakim Nordstrom	6	0	0	0	-4	0	Jonas Brodin	6	0	0	0	2	8		
Jeremy Morin	2	0	0	0	-1	2	Marco Scandella	6	0	0	0	3	0		
Sheldon Brookbank	3	0	0	0	2	0	Nate Prosser	3	0	0	0	0	0		
Brandon Bollig	3	0	0	0	-1	2	Keith Ballard	3	0	0	0	-2	0		
Peter Regin	2	0	0	0	1	0	Stephane Veilleux	1	0	0	0	0	0		
Andrew Shaw	1	0	0	0	0	2									
GOALTENDER							GOALTENDER								
GP	MIN	GA	SA	SV	AVG	RECORD	GP	MIN	GA	SA	SV	AVG	RECORD		
Corey Crawford	6	366	12	162	150	1.97	4-2	Ilya Bryzgalov	6	367	13	136	123	2.13	2-4

LEADERSHIP

PLAYERS

2013-14

OPPONENTS

TRADITION

RECORDS

PLAYOFFS

HISTORY

MINORS

NHL

MEDIA

ROUND 3: LOS ANGELES KINGS

WESTERN CONFERENCE FINAL GAME SUMMARIES

GAME 1: BLACKHAWKS 3, Kings 1 – United Center (05/18/14)

The Blackhawks took a 1-0 series lead over the Los Angeles Kings with a 3-1 victory at the United Center. **BRANDON SAAD** opened up the series with a power-play tally, followed by goals from **DUNCAN KEITH** and **JONATHAN TOEWS**. Tyler Toffoli scored the lone Kings goal. **COREY CRAWFORD** earned the win after turning aside 25 of 26 shots. Jonathan Quick allowed three goals on 20 shots. Chicago was 1-for-2 (2 shots, 3:58) on the power play, while Los Angeles went 0-for-2 (1 shot, 4:00) with the man advantage.

GAME 2: Kings 6, BLACKHAWKS 2 – United Center (05/21/14)

The Blackhawks dropped their first home game of the 2014 postseason after falling 6-2 to the Kings in Game 2. After Chicago jumped out to a 2-0 lead with goals from **NICK LEDDY** and **BEN SMITH**, Los Angeles responded with six unanswered tallies by Jeff Carter (3), Justin Williams, Jake Muzzin and Tyler Toffoli; five of the six came in the third period, matching a franchise playoff record for goals allowed in a single period. **COREY CRAWFORD** stopped 25 of 30 shots, and Jonathan Quick turned aside 23 of 25 shots for Los Angeles. The Blackhawks went 1-for-4 (6 shots, 6:30) on the power play, while the Kings were 2-for-4 (6 shots, 5:37) with the advantage.

GAME 3: Kings 4, BLACKHAWKS 3 – Staples Center (05/24/14)

The Blackhawks dropped a 4-3 decision to the Kings in Los Angeles, falling behind 1-2 in the series. **JONATHAN TOEWS** netted a pair of goals, including a shorthanded goal in the first period; **PATRICK SHARP** scored the other goal for Chicago. Slava Voynov, Jeff Carter, Tyler Toffoli and Drew Doughty lit the lamp for Los Angeles. **COREY CRAWFORD** stopped 28 of 32 shots, and Jonathan Quick allowed three goals on 27 shots for the Kings. Chicago was 0-for-4 (3 shots, 8:00) with the man advantage, while Los Angeles was 1-for-3 (8 shots, 5:36) on the power play.

GAME 4: Kings 5, BLACKHAWKS 2 – Staples Center (05/26/14)

The Blackhawks fell 5-2 at Staples Center to give the Kings a 3-1 series lead. **BRANDON SAAD** and **BRYAN BICKELL** each tallied for Chicago. Jake Muzzin, Marian Gaborik, Dustin Brown, Drew Doughty and Tanner Pearson (EN) dented the net for the Kings. Jonathan Quick allowed two goals on 24 shots for Los Angeles, while **COREY CRAWFORD** stopped 16 of 20 shots. The Kings went 2-for-3 (4 shots, 3:02) on the power play. The Blackhawks were 0-for-3 (3 shots, 4:41) with the man advantage.

GAME 5: BLACKHAWKS 5, Kings 4 (2OT) – United Center (05/28/14)

The Blackhawks kept their postseason alive with a 5-4 double-overtime victory at the United Center. **MICHAEL HANDZUS** scored the game-winner 2:04 into the second overtime period for his second goal of the playoffs. **BRENT SEABROOK**, **JOHNNY ODUYA**, **BRANDON SAAD** and **BEN SMITH** also found the back of the net for Chicago. **PATRICK KANE** collected a playoff career-high four points (4A), while **SAAD** added two assists for a postseason career-most three points. Jarret Stoll, Marian Gaborik, Dustin Brown and Tanner Pearson tallied for the Kings. **COREY CRAWFORD** turned aside 40 of 44 shots for the win. Jonathan Quick allowed five goals on 45 shots. The Blackhawks went 1-for-4 (7 shots, 5:46) on the power play, while the Kings were 0-for-3 (6 shots, 5:07) with the man advantage.

GAME 6: BLACKHAWKS 4, Kings 3 – Staples Center (05/30/14)

The Blackhawks forced Game 7 with a 4-3 victory over Los Angeles in Game 6 at Staples Center. With the win, Head Coach Joel Quenneville tied a franchise mark with 57 postseason victories (B. Reay); he currently shares fourth in league history with 99 postseason wins. **PATRICK KANE** led all players in the game with three points (2G, 1A), including the game-winner with under 4 minutes remaining in the contest. **BEN SMITH** and **DUNCAN KEITH** also scored for Chicago. Dwight King, Drew Doughty and Alec Martinez posted goals for Los Angeles. **COREY CRAWFORD** made 26 saves on 29 shots. Jonathan Quick allowed four goals on 25 shots. Chicago went 1-for-2 (4 shots, 2:52) with the man advantage, and Los Angeles was 1-for-2 (3 shots, 3:43) on the power play.

GAME 7: Kings 5, BLACKHAWKS 4 (OT) – United Center (06/01/14)

The Blackhawks fell 5-4 in overtime to the Kings in Game 7 of the Western Conference Final at the United Center. **BRANDON SAAD**, **JONATHAN TOEWS** and **PATRICK SHARP** (2) scored for Chicago. Alec Martinez netted the series-winning goal for the Kings 5:47 into overtime; Jeff Carter, Justin Williams, Tyler Toffoli and Marian Gaborik also scored for Los Angeles. **COREY CRAWFORD** turned aside 27 of 32 shots, and Jonathan Quick allowed four goals on 41 shots for the Kings. Chicago went 2-for-5 (8 shots, 6:22) on the power play, while Los Angeles was 0-for-2 (0 shots, 3:16) with the man advantage.

Series Recap: Kings 4, BLACKHAWKS 3

The Blackhawks' bid for a championship repeat run fell short as they dropped the series 4-3 to Los Angeles, coming one goal shy of reaching the Stanley Cup Final in back-to-back seasons and for the third time in five seasons. The series marked the first Western Conference Final rematch since Colorado and Dallas faced each other in 1999 and 2000. The Blackhawks became only the fourth team in Stanley Cup Playoffs history to win back-to-back elimination games when trailing in the third period (Games 5 and 6). The two teams combined for 51 goals (LAK 28, CHI 23), setting a franchise playoff record for combined goals in a seven-game playoff series. Chicago was led offensively by **PATRICK KANE** (2G, 8A), **BRANDON SAAD** (4G, 5A) and **JONATHAN TOEWS** (4G, 3A). **DUNCAN KEITH** led all Blackhawks with 27:34 of ice time per game. **COREY CRAWFORD** finished the series with a 3.53 goals-against average.

LEADERSHIP

PLAYERS

2013-14

OPPONENTS

TRADITION

RECORDS

PLAYERS

HISTORY

MINORS

NHL

MEDIA

WESTERN CONFERENCE FINAL

CHICAGO BLACKHAWKS VS. LOS ANGELES KINGS

Record: 2-2 at United Center, 1-2 at Los Angeles

DATE	TEAM	SCORING BY PERIOD					SHOTS BY PERIOD					PP	PIM	GWG	GOALIE (SAVES-SHOTS)	ATTN.
		1	2	3	OT	F	1	2	3	OT	TOT					
05/18	LAK	0	1	0	-	1	5	17	4	-	26	0-2 (0.0)	2-4		Quick (17-20)	
	CHI	1	1	1	-	3	7	6	7	-	20	1-2 (50.0)	1-2	D. Keith	Crawford (25-26)	21,832
05/21	LAK	0	1	5	-	6	8	11	12	-	31	2-4 (50.0)	5-10	J. Muzzin	Quick (23-25)	
	CHI	1	1	0	-	2	9	10	6	-	25	1-4 (25.0)	5-10		Crawford (25-30)	22,019
05/24	CHI	2	0	1	-	3	10	10	7	-	27	0-4 (0.0)	3-6		Crawford (16-20)	
	LAK	1	2	1	-	4	10	4	18	-	32	1-3 (33.3)	4-8	D. Doughty	Quick (24-27)	18,374
05/26	CHI	0	1	1	-	2	7	9	8	-	24	0-3 (0.0)	4-8		Crawford (16-20)	
	LAK	3	1	1	-	5	8	8	5	-	21	2-3 (66.7)	4-8	D. Brown	Quick (22-24)	18,468
05/28*	LAK	2	2	0	0	4	9	16	8	11	44	0-3 (0.0)	4-8		Quick (40-45)	
	CHI	3	0	1	1	5	9	11	16	9	45	1-4 (25.0)	3-6	M. Handzus (207)	Crawford (40-44)	21,871
05/30	CHI	0	2	2	-	4	9	13	3	-	25	1-2 (50.0)	2-4	P. Kane	Crawford (26-29)	
	LAK	1	0	2	-	3	8	13	8	-	29	1-2 (50.0)	2-4		Quick (21-25)	18,471
06/01	LAK	2	1	1	1	5	11	4	14	3	32	0-2 (0.0)	5-10	A. Martinez (OT)	Quick (37-41)	
	CHI	3	1	0	0	4	7	16	13	5	41	2-5 (40.0)	2-4		Crawford (27-32)	22,315
TOTALS		SCORING BY PERIOD					SHOTS BY PERIOD					PP	PIM		GOALIE (SAVES-SHOTS)	
	TEAM	1	2	3	OT	TOT	1	2	3	OT	TOT					
	LAK	9	8	10	1	28	59	73	69	14	215	6-19 (31.6)	26-52		Quick (184-207)	
	CHI	10	6	6	1	23	58	75	60	14	207	6-24 (25.0)	20-40		Crawford (187-213)	

* OT shots column includes both overtime periods.

2014 WESTERN CONFERENCE FINAL STATS

BLACKHAWKS							KINGS								
GP	G	A	PTS	+/-	PIM		GP	G	A	PTS	+/-	PIM			
Patrick Kane	7	2	8	10	0	0	Jeff Carter	7	5	6	11	3	0		
Brandon Saad	7	4	5	9	7	4	Drew Doughty	7	3	4	7	-2	8		
Jonathan Toews	7	4	3	7	-2	2	Justin Williams	7	2	5	7	4	6		
Patrick Sharp	7	3	1	4	-5	2	Tyler Toffoli	7	4	2	6	3	0		
Brent Seabrook	7	1	3	4	-3	4	Tanner Pearson	7	2	4	6	5	2		
Johnny Oduya	7	1	3	4	-4	2	Dustin Brown	7	2	4	6	4	2		
Andrew Shaw	5	0	4	4	5	4	Dwight King	7	1	4	5	2	0		
Ben Smith	7	3	0	3	0	0	Anze Kopitar	7	0	5	5	1	4		
Duncan Keith	7	2	1	3	2	0	Marian Gaborik	7	3	1	4	2	0		
Nick Leddy	7	1	2	3	-3	2	Jake Muzzin	7	2	2	4	-1	2		
Marian Hossa	7	0	3	3	-4	2	Slava Voynov	7	1	2	3	4	0		
Marcus Kruger	7	0	2	2	-3	0	Matt Greene	6	0	3	3	3	4		
Michal Rozsival	7	0	2	2	-1	4	Mike Richards	7	0	3	3	-1	2		
Bryan Bickell	7	1	0	1	-2	0	Alec Martinez	7	2	1	3	1	6		
Michal Handzus	7	1	0	1	-4	6	Jarret Stoll	7	1	1	2	3	2		
Brandon Bollig	6	0	1	1	-3	2	Willie Mitchell	7	0	1	1	6	8		
Niklas Hjalmarsson	7	0	1	1	0	6	Kyle Clifford	7	0	0	0	-4	0		
Peter Regin	3	0	0	0	-2	0	Trevor Lewis	7	0	0	0	-7	2		
Kris Versteeg	6	0	0	0	-4	0	Jeff Schultz	1	0	0	0	-1	0		
Sheldon Brookbank	1	0	0	0	-1	0									
GOALTENDER							GOALTENDER								
GP	MIN	GA	SA	SV	AVG	RECORD	GP	MIN	GA	SA	SV	AVG	RECORD		
Corey Crawford	6	443	26	215	187	3.53	3-4	Jonathan Quick	7	443	23	207	184	3.11	4-3

LEADERSHIP

PLAYERS

2013-14

OPPONENTS

TRADITION

RECORDS

PLAYOFFS

HISTORY

MINORS

NHL

MEDIA

SCHEDULE AND RESULTS/PLAYER STATISTICS

GM	DATE	OPPONENT	RESULT	SCORE	RECORD	GOALIE	ATTENDANCE	GWG
1	04/17	@ St. Louis	L	4-3 (3OT)	0-1	C. Crawford	19,423	A. Steen
2	04/19	@ St. Louis	L	4-3 (OT)	0-2	C. Crawford	19,639	B. Jackman
3	04/21	ST. LOUIS	W	2-0	1-2	C. Crawford	22,112	J. Toews
4	04/23	ST. LOUIS	W	4-3 (OT)	2-2	C. Crawford	22,123	P. Kane
5	04/25	@ ST. Louis	W	3-2 (OT)	3-2	C. Crawford	19,796	J. Toews
6	04/27	ST. LOUIS	W	5-1	4-2	C. Crawford	22,144	J. Toews
7	05/02	MINNESOTA	W	5-2	5-2	C. Crawford	22,116	P. Kane
8	05/04	MINNESOTA	W	4-1	6-2	C. Crawford	22,018	B. Saad
9	05/06	@ Minnesota	L	4-0	6-3	C. Crawford	19,416	E. Haula
10	05/09	@ Minnesota	L	4-2	6-4	C. Crawford	19,405	N. Niederreiter
11	05/11	MINNESOTA	W	2-1	7-4	C. Crawford	21,832	D. Keith
12	05/13	@ Minnesota	W	2-1 (OT)	8-4	C. Crawford	19,396	P. Kane
13	05/18	LOS ANGELES	W	3-1	9-4	C. Crawford	21,832	D. Keith
14	05/21	LOS ANGELES	L	6-2	9-5	C. Crawford	22,019	J. Muzzin
15	05/24	@ Los Angeles	L	4-3	9-6	C. Crawford	18,374	D. Doughty
16	05/26	@ Los Angeles	L	5-2	9-7	C. Crawford	18,468	D. Brown
17	05/28	LOS ANGELES	W	5-4 (2OT)	10-7	C. Crawford	21,871	M. Handzus
18	05/30	@ Los Angeles	W	4-3	11-7	C. Crawford	18,471	P. Kane
19	06/01	LOS ANGELES	L	5-4 (OT)	11-8	C. Crawford	22,315	A. Martinez

PLAYER	POS	GP	G	A	P	+/-	PIM	PP	SH	GW	OT	S	S%	TOI/G
Patrick Kane	RW	19	8	12	20	+5	8	1	0	4	2	58	13.8	21:22
Jonathan Toews	C	19	9	8	17	+3	8	2	1	4	1	33	27.3	21:42
Brandon Saad	LW	19	6	10	16	+10	6	1	0	1	0	35	17.1	17:30
Brent Seabrook	D	16	3	12	15	0	21	2	0	0	0	24	12.5	23:22
Marian Hossa	RW	19	2	12	14	0	8	1	0	0	0	75	2.7	20:25
Duncan Keith	D	19	4	7	11	+7	8	0	0	1	0	27	14.8	27:49
Bryan Bickell	LW	19	7	3	10	+1	8	2	0	0	0	44	15.9	16:16
Patrick Sharp	LW	19	5	5	10	-2	6	1	0	0	0	60	8.3	18:35
Andrew Shaw	C	12	2	6	8	+5	12	1	0	0	0	20	10.0	17:06
Johnny Oduya	D	19	2	5	7	-1	8	0	0	0	0	17	11.8	21:53
Ben Smith	RW	19	4	2	6	+5	2	0	0	0	0	27	14.8	15:13
Michal Rozsival	D	17	1	5	6	-1	8	0	0	0	0	13	7.7	17:36
Nick Leddy	D	18	1	4	5	-3	6	1	0	0	0	18	5.6	15:49
Marcus Kruger	C	19	1	3	4	-1	6	0	0	0	0	23	4.3	15:39
Niklas Hjalmarsson	D	19	0	4	4	-3	14	0	0	0	0	9	0.0	22:57
Michal Handzus	C	19	2	1	3	-8	8	0	0	1	1	9	22.2	13:14
Kris Versteeg	LW	15	1	2	3	-5	4	0	0	0	0	16	6.3	11:55
Sheldon Brookbank	D	7	0	2	2	+3	0	0	0	0	0	2	0.0	14:50
Brandon Bollig	LW	15	0	1	1	-6	16	0	0	0	0	8	0.0	6:24
Joakim Nordstrom	C	7	0	0	0	-4	0	0	0	0	0	6	0.0	8:30
Peter Regin	C	5	0	0	0	-1	0	0	0	0	0	4	0.0	11:35
Jeremy Morin	RW	2	0	0	0	-1	2	0	0	0	0	3	0.0	6:25

GOALTENDER	GP	MINS	GAA	W	L	OT	SO	SA	GA	SV%	G	A	PIM
Corey Crawford	11	1,234	2.53	11	8	3	1	590	52	.912	0	0	0

CATEGORY

	TOT	W	L
Overall record	19	11	8
Home record	10	8	2
Road record	9	3	6
One-goal games	10	6	4
Two-goal games	3	2	1
Three-goal games	3	2	1
Four-goal games	3	1	2
Five-goal games	0	0	0
Scoring first	12	9	3
Opponent scoring first	7	2	5
Leading after one period	11	7	4
Trailing after one period	4	2	2
Tied after one period	4	2	2
Leading after two periods	9	6	3
Trailing after two periods	5	1	4
Tied after two periods	5	4	1
Overtime record, 2014 playoffs	7	4	3
Outshooting opponent	7	4	3
Outshot by opponent	11	6	5
Even shots	1	1	0
vs. Central	12	8	4
vs. Pacific	7	3	4
vs. Western Conference	19	11	8

GOALS BY PERIOD

	1	2	3	OT	T
BLACKHAWKS	20	14	20	4	58
OPPONENTS	16	14	22	3	55

SHOTS BY PERIOD

	1	2	3	OT	T
BLACKHAWKS	158	173	150	50	531
OPPONENTS	158	206	174	55	593

POWER PLAY

	G	ATT	PCT
OVERALL	12	57	21.0
HOME	10	31	32.3
ROAD	2	26	7.7

PENALTY KILLING

	GA	ATT	PCT
OVERALL	10	65	84.6
HOME	3	30	90.0
ROAD	7	35	80.0

MONTHLY

	W	L
April	4	2
May	7	5
June	0	1

SITUATIONAL

	GF	GA
5 on 5	42	41
5 on 4	12	0
5 on 3	0	0
4 on 4	0	1
4 on 3	0	0
3 on 3	0	0
3 on 4	0	0
3 on 5	0	0
4 on 5	1	10
Empty net	3	3
Penalty shot	0	0
Totals	58	55

INDIVIDUAL LEADERS

Points	P. Kane (20)
Goals	J. Toews (9)
Assists	P. Kane, B. Seabrook, M. Hossa (12)
PP goals	J. Toews, B. Seabrook, B. Bickell (2)
SH goals	J. Toews (1)
Game-winning goals	P. Kane, J. Toews (4)
3+ goals	N/A
PIM	B. Seabrook (21)
Shots	M. Hossa (75)
Plus/Minus	B. Saad (+10)

LEADERSHIP

PLAYERS

2013-14

OPPONENTS

TRADITION

RECORDS

PLAYOFFS

HISTORY

MINORS

NHL

MEDIA

LEAGUE PLAYOFF STATS

2014 NHL STANLEY CUP PLAYOFFS SCORING LEADERS

PLAYER	TEAM	GP	G	A	PTS	+/-	PIM	PP	SH	GW	OT	S	%	TOI/G
Anze Kopitar	LAK	26	5	21	26	9	14	1	0	1	0	46	10.9	21:15
Jeff Carter	LAK	26	10	15	25	5	4	4	0	1	0	73	13.7	18:15
Justin Williams	LAK	26	9	16	25	13	35	2	0	2	1	67	13.4	16:48
Marian Gaborik	LAK	26	14	8	22	6	3	0	1	1	1	78	17.9	17:45
PATRICK KANE	CHI	19	8	12	20	5	8	1	0	4	2	58	13.8	21:22
Drew Doughty	LAK	26	5	13	18	2	30	1	0	1	0	60	8.3	28:45
JONATHAN TOEWS	CHI	19	9	8	17	3	8	2	1	4	1	33	27.3	21:42
Ryan McDonagh	NYR	25	4	13	17	-1	8	2	0	0	0	46	8.7	26:48
BRANDON SAAD	CHI	19	6	10	16	10	6	1	0	1	0	35	17.1	17:30
Martin St. Louis	NYR	25	8	7	15	-5	2	2	0	3	1	55	14.5	19:15
Derek Stepan	NYR	24	5	10	15	-1	2	2	0	0	0	50	10	19:46
Ryan Getzlaf	ANA	12	4	11	15	-2	10	1	0	0	0	32	12.5	21:25
BRENT SEABROOK	CHI	16	3	12	15	0	21	2	0	0	0	24	12.5	23:22
Tyler Toffoli	LAK	26	7	7	14	6	10	0	0	2	0	65	10.8	13:18
Dustin Brown	LAK	26	6	8	14	7	22	1	0	2	1	64	9.4	16:57
Evgeni Malkin	PIT	13	6	8	14	6	8	1	0	1	0	40	15	21:00
P.K. Subban	MTL	17	5	9	14	1	24	4	0	1	1	50	10	27:26
Zach Parise	MIN	13	4	10	14	-3	6	2	0	1	0	49	8.2	20:28
MARIAN HOSSA	CHI	19	2	12	14	0	8	1	0	0	0	75	2.7	20:25
Mats Zuccarello	NYR	25	5	8	13	7	20	0	0	0	0	54	9.3	17:40
Lars Eller	MTL	17	5	8	13	6	18	0	1	1	0	25	21.7	16:27
Chris Kreider	NYR	15	5	8	13	-2	14	3	0	1	0	29	17.2	16:48
Carl Hagelin	NYR	25	7	5	12	0	16	0	2	1	0	56	12.5	15:58
Jake Muzzin	LAK	26	6	6	12	6	8	3	0	1	0	48	12.5	23:25
Derrick Brassard	NYR	23	6	6	12	4	8	0	0	2	1	45	13.3	15:46
Brad Richards	NYR	25	5	7	12	-2	4	2	0	2	0	74	6.8	17:00
Tanner Pearson	LAK	24	4	8	12	10	8	0	0	0	0	53	7.5	12:16
Rene Bourque	MTL	17	8	3	11	4	27	0	0	2	0	51	15.7	14:40
Max Pacioretty	MTL	17	5	6	11	-1	8	1	0	2	0	55	9.1	19:18
DUNCAN KEITH	CHI	19	4	7	11	7	8	0	0	1	0	27	14.8	27:49

2014 NHL STANLEY CUP PLAYOFFS GOALTENDING LEADERS

PLAYER	TEAM	GP	GS	W	L	OT	SA	GA	GAA	SV	SV%	SO	G	A	PIM	TOI
Jonathan Quick	LAK	26	26	16	10	2	774	69	2.58	705	.911	2	0	0	4	1,605:16
Henrik Lundqvist	NYR	25	25	13	11	4	737	54	2.14	683	.927	1	0	1	0	1,515:35
COREY CRAWFORD	CHI	19	19	11	8	3	590	52	2.53	538	.912	1	0	0	0	1,233:50
Carey Price	MTL	12	12	8	4	1	358	29	2.35	329	.919	1	0	0	0	738:46
Tuukka Rask	BOS	12	12	7	5	1	348	25	1.99	323	.928	2	0	1	2	752:43
Marc-Andre Fleury	PIT	13	13	7	6	3	378	32	2.4	346	.915	2	0	0	0	799:40
Darcy Kuemper	MIN	6	5	3	1	1	127	11	2.03	116	.913	1	0	0	0	325:19
Ilya Bryzgalov	MIN	9	8	3	6	2	182	21	2.63	161	.885	1	0	0	0	479:22
Semyon Varlamov	COL	7	7	3	4	2	231	20	2.78	211	.913	0	0	0	0	432:28
Frederik Andersen	ANA	7	7	3	2	0	189	19	3.1	170	.899	0	0	0	0	367:52
Antti Niemi	SJS	6	6	3	3	0	164	19	3.74	145	0.884	0	0	0	0	304:44



- The Chicago Blackhawks reached the Western Conference Final for the fourth time in six seasons, including back-to-back series against the Los Angeles Kings.
- **PATRICK KANE** led Chicago with 20 points (8G, 12A), including five multi-point games, and notched a career best four-point outing (4A) on May 28 vs. LAK. He also became the first player since 1992 to tally three or more points in consecutive elimination games (May 28 vs. LAK, May 30 at LAK). **KANE** paces active Blackhawks and ranks fifth on the franchise leaderboard with 91 career postseason points (37G, 54A). He netted the series-clincher at MIN in the Western Conference Second Round for his fourth career overtime playoff goal; he shares fourth in NHL history and holds the franchise record in that category.
- **KANE** and **JONATHAN TOEWS** shared the league lead with four postseason game-winning goals each.
- **TOEWS** shared third in the NHL with a team-high nine postseason goals. After tallying four playoff GWG, he holds the franchise record and shares sixth among active NHLers with 10 career postseason game-winners. He currently ranks sixth all-time with 81 career playoff points (29G, 52A) with Chicago.
- The following players all moved up the franchise playoff points list: **KANE**, 91 (fifth), **TOEWS**, 81 (sixth), **PATRICK SHARP**, 66 (10th).
- **BRANDON SAAD** shared second in the league with a team-best +10 plus/minus rating. He also notched a postseason career-high three points (1G, 2A) on May 28 vs. LAK.
- **MARIAN HOSSA** shared third in the league with 12 assists and equaled a playoff career high with three assists on May 4 vs. MIN.
- **BRYAN BICKELL** notched a playoff career-high three points (1G, 2A) on May 4 vs. MIN. He also shared third in the league with a team-high 80 hits.
- **ANDREW SHAW** collected a postseason career-high six helpers. He also skated in a playoff career-high 24:35 TOI on April 17 at STL. **SHAW** tallied two separate postseason career-long three-game point streaks (April 23-27, 2G, 2A; May 28-June 1, 4A).
- **BRENT SEABROOK** ranked third among NHL blueliners with a playoff career-high 15 points (3G, 12A), including five multi-point games.
- **DUNCAN KEITH** equaled a career-high four points (1G, 3A) on April 27 vs. STL. He ranked sixth in the NHL with a team-high 27:49 of average ice time. **KEITH** also tied his career best with four postseason goals.
- **COREY CRAWFORD** won a playoff career-long six consecutive games from April 21-May 4. He also registered his third career playoff shutout in Game 3 vs. STL after stopping 34 shots.
- Head Coach **JOEL QUENNEVILLE** recorded his 99th career postseason victory on May 30 at LAK; he currently ranks fourth in NHL history. The win also marked his 57th playoff win with Chicago, which shares first in franchise history (B. Reay).
- Chicago became the fourth team in Stanley Cup Playoffs history to win consecutive elimination games when trailing in the third period (May 28 vs. LAK, May 30 at LAK).

LEADERSHIP

PLAYERS

2013-14

OPPONENTS

TRADITION

RECORDS

PLAYOFFS

HISTORY

MINORS

NHL

MEDIA

STANLEY CUP PLAYOFFS RECORD

BLACKHAWKS VS. NHL TEAMS SINCE 1927

TEAM	SERIES			HOME						ROAD						TOTAL					
	TOTAL	W	L	GP	W	L	T	GF	GA	GP	W	L	T	GF	GA	GP	W	L	T	GF	GA
ARIZONA	1	0	1	3	0	3	0	4	10	3	2	1	0	8	7	6	2	4	0	12	17
BOSTON	7	2	5	14	5	9	0	37	52	14	4	9	1	43	60	28	9	14	1	80	112
BUFFALO	2	0	2	4	1	3	0	10	15	5	0	5	0	7	21	9	1	8	0	17	36
CALGARY	5	3	2	8	5	3	0	25	18	10	4	6	0	29	32	18	9	9	0	54	50
COLORADO	2	0	2	6	3	3	0	22	22	6	1	5	0	6	27	12	4	8	0	28	49
DALLAS*	6	4	2	17	10	7	0	67	59	16	9	7	0	53	59	33	19	14	0	120	118
DETROIT	16	9	7	40	28	12	0	137	100	41	15	26	0	99	124	81	43	38	0	236	224
EDMONTON	4	1	3	10	5	5	0	43	42	10	3	7	0	34	60	20	8	12	0	77	102
LOS ANGELES	3	2	1	10	8	2	0	32	24	7	3	4	0	15	22	17	11	6	0	47	46
MINNESOTA	2	2	0	6	6	0	0	23	8	5	2	3	0	9	12	11	8	3	0	32	20
MONTREAL	17	5	12	39	22	17	0	94	94	42	7	33	2	91	167	81	29	50	2	185	261
NASHVILLE	1	1	0	3	2	1	0	8	8	3	2	1	0	9	7	6	4	2	0	17	15
NY ISLANDERS	2	0	2	3	0	3	0	2	9	3	0	3	0	4	12	6	0	6	0	6	21
NY RANGERS	5	4	1	13	9	4	0	42	29	11	5	6	0	24	25	24	14	10	0	66	54
PHILADELPHIA	2	2	0	5	5	0	0	26	14	5	3	2	0	19	16	10	8	2	0	45	30
PITTSBURGH	2	1	1	4	2	2	0	11	10	4	2	2	0	13	13	8	4	4	0	24	23
SAN JOSE	1	1	0	2	2	0	0	7	4	2	2	0	0	6	3	4	4	0	0	13	7
ST. LOUIS	11	8	3	28	20	8	0	110	69	28	12	16	0	81	87	56	32	24	0	191	156
TORONTO	9	3	6	20	11	9	0	54	48	18	4	13	1	35	63	38	15	22	1	89	111
VANCOUVER	5	3	2	14	8	6	0	40	38	14	8	6	0	52	42	28	16	12	0	92	80
DEFUNCT CLUBS	4	2	2	4	3	1	0	9	7	5	2	2	1	7	8	9	5	3	1	16	15
TOTALS	107	53	54	253	155	98	0	803	680	252	90	157	5	644	867	505	245	255	5	1,447	1,547

* Includes series vs. Minnesota North Stars

BLACKHAWKS PLAYOFF SERIES RESULTS VS. OPPONENTS

ARIZONA COYOTES

2012 WESTERN CONFERENCE QUARTERFINALS Arizona won best-of-seven series 4-2, outscoring Chicago 17-12.



BOSTON BRUINS

1927 QUARTERFINALS Boston won two-game, total-goals series 10-5.
1942 QUARTERFINALS Boston won best-of-three series 2-1, Chicago outscoring Boston 7-5.
1970 SEMIFINALS Boston won best-of-seven series 4-0, outscoring Chicago 20-10.
1974 SEMIFINALS Boston won best-of-seven series 4-2, outscoring Chicago 28-20.
1975 PRELIMINARY ROUND Chicago won best-of-three series 2-1, Boston outscoring Chicago 15-12.
1978 QUARTERFINALS Boston won best-of-seven series 4-0, outscoring Chicago 19-9.
2013 STANLEY CUP FINAL Chicago won best-of-seven series 4-2, outscoring Boston 17-15.



BUFFALO SABRES

1975 QUARTERFINALS Buffalo won best-of-seven series 4-1, outscoring Chicago 20-10.
1980 QUARTERFINALS Buffalo won best-of-seven series 4-0, outscoring Chicago 16-7.



CALGARY FLAMES

1981 PRELIMINARY ROUND Calgary won best-of-five series 3-0, outscoring Chicago 15-9.
1989 CONFERENCE FINAL Calgary won best-of-seven series 4-1, outscoring Chicago 15-8.
1996 WESTERN CONFERENCE QUARTERFINALS Chicago won best-of-seven series 4-0, outscoring Calgary 16-7.
2009 WESTERN CONFERENCE QUARTERFINALS Chicago won best-of-seven series 4-2, outscoring Calgary 21-16.



PLAYOFF RESULTS VS. OPPONENT

COLORADO AVALANCHE

1996	WESTERN CONFERENCE SEMIFINALS	Colorado won best-of-seven series 4-2, outscoring Chicago 21-14.
1997	WESTERN CONFERENCE QUARTERFINALS	Colorado won best-of-seven series 4-2, outscoring Chicago 28-14.



DALLAS (MINNESOTA) STARS

1982	DIVISION SEMIFINALS	Chicago won best-of-five series 3-1, with each team scoring 14 goals.
1983	DIVISION FINALS	Chicago won best-of-seven series 4-1, outscoring Minnesota 22-16.
1984	DIVISION SEMIFINALS	Minnesota won best-of-five series 3-2, outscoring Chicago 18-14.
1985	DIVISION FINALS	Chicago won best-of-seven series 4-2, outscoring Minnesota 33-29.
1990	DIVISION SEMIFINALS	Chicago won best-of-seven series 4-3, outscoring Minnesota 21-18.
1991	DIVISION SEMIFINALS	Minnesota won best-of-seven series 4-2, outscoring Chicago 23-16.



DETROIT RED WINGS

1934	STANLEY CUP FINAL	Chicago won best-of-five series 3-1, outscoring Detroit 9-7.
1941	SEMIFINALS	Detroit won best-of-three series 2-0, outscoring Chicago 5-2.
1944	SEMIFINALS	Chicago won best-of-seven series 4-1, outscoring Detroit 17-8.
1961	STANLEY CUP FINAL	Chicago won best-of-seven series 4-2, outscoring Detroit 19-12.
1963	SEMIFINALS	Detroit won best-of-seven series 4-2, outscoring Chicago 25-19.
1964	SEMIFINALS	Detroit won best-of-seven series 4-3, outscoring Chicago 24-18.
1965	SEMIFINALS	Chicago won best-of-seven series 4-3, outscoring Detroit 23-19.
1966	SEMIFINALS	Detroit won best-of-seven series 4-2, outscoring Chicago 22-10.
1970	QUARTERFINALS	Chicago won best-of-seven series 4-0, outscoring Detroit 16-8.
1985	DIVISION SEMIFINALS	Chicago won best-of-five series 3-0, outscoring Detroit 23-8.
1987	DIVISION SEMIFINALS	Detroit won best-of-seven series 4-0, outscoring Chicago 15-6.
1989	DIVISION SEMIFINALS	Chicago won best-of-seven series 4-2, outscoring Detroit 25-18.
1992	DIVISION FINALS	Chicago won best-of-seven series 4-0, outscoring Detroit 11-6.
1995	WESTERN CONFERENCE FINAL	Detroit won best-of-seven series 4-1, outscoring Chicago 13-12.
2009	WESTERN CONFERENCE FINAL	Detroit won best-of-seven series 4-1, outscoring Chicago 19-10.
2013	WESTERN CONFERENCE SEMIFINALS	Chicago won best-of-seven series 4-3, outscoring Detroit 16-15.



EDMONTON OILERS

1983	CONFERENCE FINALS	Edmonton won best-of-seven series 4-0, outscoring Chicago 25-11.
1985	CONFERENCE FINALS	Edmonton won best-of-seven series 4-2, outscoring Chicago 44-25.
1990	CONFERENCE FINALS	Edmonton won best-of-seven series 4-2, outscoring Chicago 25-20.
1992	CONFERENCE FINALS	Chicago won best-of-seven series 4-0, outscoring Edmonton 21-8.



LOS ANGELES KINGS

1974	QUARTERFINALS	Chicago won best-of-seven series 4-1, outscoring Los Angeles 10-7.
2013	WESTERN CONFERENCE FINAL	Chicago won best-of-seven series 4-1, outscoring Los Angeles 14-11.
2014	WESTERN CONFERENCE FINAL	Los Angeles won best-of-seven series 4-3, outscoring Chicago 29-23.



MINNESOTA WILD

2013	WESTERN CONFERENCE QUARTERFINALS	Chicago won best-of-seven series 4-1, outscoring Minnesota 17-7.
2014	WESTERN CONFERENCE SECOND ROUND	Chicago won best-of-seven series 4-2, outscoring Minnesota 15-13.



LEADERSHIP

PLAYERS

2013-14

OPPONENTS

TRADITION

RECORDS

PLAYOFFS

HISTORY

MINORS

NHL

MEDIA

PLAYOFF RESULTS VS. OPPONENT

MONTREAL CANADIENS



1930	QUARTERFINALS	Montreal won two-game, total-goals series 3-2.
1931	STANLEY CUP FINAL	Montreal won best-of-five series 3-2, outscoring Chicago 11-8.
1934	QUARTERFINALS	Chicago won two-game, total-goals series 4-3.
1938	QUARTERFINALS	Chicago won best-of-three series 2-1, outscoring Montreal 11-8.
1941	QUARTERFINALS	Chicago won best-of-three series 2-1, outscoring Montreal 8-7.
1944	STANLEY CUP FINAL	Montreal won best-of-seven series 4-0, outscoring Chicago 16-8.
1946	SEMIFINALS	Montreal won best-of-seven series 4-0, outscoring Chicago 26-7.
1953	SEMIFINALS	Montreal won best-of-seven series 4-3, outscoring Chicago 18-14.
1959	SEMIFINALS	Montreal won best-of-seven series 4-2, outscoring Chicago 21-16.
1960	SEMIFINALS	Montreal won best-of-seven series 4-0, outscoring Chicago 14-6.
1961	SEMIFINALS	Chicago won best-of-seven series 4-2, outscoring Montreal 16-15.
1962	SEMIFINALS	Chicago won best-of-seven series 4-2, outscoring Montreal 19-13.
1965	STANLEY CUP FINAL	Montreal won best-of-seven series 4-0, outscoring Chicago 18-12.
1968	SEMIFINALS	Montreal won best-of-seven series 4-1, outscoring Chicago 22-10.
1971	STANLEY CUP FINAL	Montreal won best-of-seven series 4-3, outscoring Chicago 20-18.
1973	STANLEY CUP FINAL	Montreal won best-of-seven series 4-2, outscoring Chicago 33-23.
1976	QUARTERFINALS	Montreal won best-of-seven series 4-0, outscoring Chicago 13-3.

NASHVILLE PREDATORS



2010	WESTERN CONFERENCE QUARTERFINALS	Chicago won best-of-seven series 4-2, outscoring Nashville 17-15.
------	----------------------------------	---

NEW YORK ISLANDERS



1977	PRELIMINARY ROUND	NY Islanders won best-of-three series 2-0, outscoring Chicago 7-3.
1979	QUARTERFINALS	NY Islanders won best-of-seven series 4-0, outscoring Chicago 14-3.

NEW YORK RANGERS



1951	SEMIFINALS	Chicago won two-game, total-goals series 3-0.
1968	QUARTERFINALS	Chicago won best-of-seven series 4-2, outscoring NY Rangers 18-12.
1971	SEMIFINALS	Chicago won best-of-seven series 4-3, outscoring NY Rangers 21-14.
1972	SEMIFINALS	NY Rangers won best-of-seven series 4-0, outscoring Chicago 17-9.
1973	SEMIFINALS	Chicago won best-of-seven series 4-1, outscoring NY Rangers 15-11.

PHILADELPHIA FLYERS



1971	QUARTERFINALS	Chicago won best-of-seven series 4-0, outscoring Philadelphia 20-8.
2010	STANLEY CUP FINAL	Chicago won best-of-seven series 4-2, outscoring Philadelphia 25-22.

PITTSBURGH PENGUINS



1972	QUARTERFINALS	Chicago won best-of-seven series 4-0, outscoring Pittsburgh 14-8.
1992	STANLEY CUP FINAL	Pittsburgh won best-of-seven series 4-0, outscoring Chicago 15-10.

SAN JOSE SHARKS



2010	WESTERN CONFERENCE FINAL	Chicago won best-of-seven series 4-0, outscoring San Jose 13-7.
------	--------------------------	---

LEADERSHIP

PLAYERS

2013-14

OPPONENTS

TRADITION

RECORDS

PLAYOFFS

HISTORY

MINORS

NHL

MEDIA

PLAYOFF RESULTS VS. OPPONENT

ST. LOUIS BLUES



1973	QUARTERFINALS	Chicago won best-of-seven series 4-1, outscoring St. Louis 22-9.
1980	PRELIMINARY ROUND	Chicago won best-of-five series 3-0, outscoring St. Louis 12-4.
1982	DIVISION FINALS	Chicago won best-of-seven series 4-2, outscoring St. Louis 23-19.
1983	DIVISION SEMIFINALS	Chicago won best-of-five series 3-1, outscoring St. Louis 16-10.
1988	DIVISION SEMIFINALS	St. Louis won best-of-seven series 4-1, outscoring Chicago 21-17.
1989	DIVISION FINALS	Chicago won best-of-seven series 4-1, outscoring St. Louis 19-12.
1990	DIVISION FINALS	Chicago won best-of-seven series 4-3, outscoring St. Louis 28-22.
1992	DIVISION SEMIFINALS	Chicago won best-of-seven series 4-2, outscoring St. Louis 23-19.
1993	DIVISION SEMIFINALS	St. Louis won best-of-seven series 4-0, outscoring Chicago 13-6.
2002	WESTERN CONFERENCE QUARTERFINALS	St. Louis won best-of-seven series 4-1, outscoring Chicago 13-5.
2014	WESTERN CONFERENCE FIRST ROUND	Chicago won best-of-seven series 4-2, outscoring St. Louis 20-14.

TORONTO MAPLE LEAFS



1931	QUARTERFINALS	Chicago won two-game, total-goals series 4-3.
1932	QUARTERFINALS	Toronto won two-game, total-goals series 6-2.
1938	STANLEY CUP FINAL	Chicago won best-of-five series 3-1, outscoring Toronto 10-8.
1940	QUARTERFINALS	Toronto won best-of-three series 2-0, outscoring Chicago 5-3.
1962	STANLEY CUP FINAL	Toronto won best-of-seven series 4-2, outscoring Chicago 18-15.
1967	SEMIFINALS	Toronto won best-of-seven series 4-2, outscoring Chicago 18-14.
1986	DIVISION SEMIFINALS	Toronto won best-of-five series 3-0, outscoring Chicago 18-9.
1994	WESTERN CONFERENCE QUARTERFINALS	Toronto won best-of-seven series 4-2, outscoring Chicago 15-10.
1995	WESTERN CONFERENCE QUARTERFINALS	Chicago won best-of-seven series 4-3, outscoring Toronto 22-20.

VANCOUVER CANUCKS



1982	CONFERENCE FINALS	Vancouver won best-of-seven series 4-1, outscoring Chicago 18-13.
1995	WESTERN CONFERENCE SEMIFINALS	Chicago won best-of-seven series 4-0, outscoring Vancouver 11-6.
2009	WESTERN CONFERENCE SEMIFINALS	Chicago won best-of-seven series 4-2, outscoring Vancouver 23-19.
2010	WESTERN CONFERENCE SEMIFINALS	Chicago won best-of-seven series 4-2, outscoring Vancouver 23-18.
2011	WESTERN CONFERENCE QUARTERFINALS	Vancouver won best-of-seven series 4-3, Chicago outscoring Vancouver 22-16.

DEFUNCT CLUBS



1934	SEMIFINALS	Chicago defeated Montreal Maroons in two-game, total-goals series 6-2.
1935	QUARTERFINALS	Montreal Maroons defeated Chicago in two-game, total-goals series 1-0.
1936	QUARTERFINALS	NY Americans defeated Chicago in two-game, total-goals series 7-5.
1938	SEMIFINALS	Chicago defeated NY Americans in best-of-three series 2-1, each team scoring five goals.

LEADERSHIP

PLAYERS

2013-14

OPPONENTS

TRADITION

RECORDS

PLAYOFFS

HISTORY

MINORS

NHL

MEDIA

YEAR-BY-YEAR RESULTS

1927 QUARTERFINALS

Boston won total-goals series 10-5

DATE	OPPONENT	SCORE	RESULT
03/29	BOSTON	1-6	L
03/31	@ Boston	4-4	T

1930 QUARTERFINALS

Montreal won total-goals series 3-2

DATE	OPPONENT	SCORE	RESULT
03/23	MONTREAL	0-1	L
03/26	@ Montreal	2-2*	T

1931 QUARTERFINALS

Chicago won total-goals series 4-3

DATE	OPPONENT	SCORE	RESULT
03/24	@ Toronto	2-2	T
03/26	TORONTO	2-1*	W

1931 SEMIFINALS

Chicago won total-goals series 3-0

DATE	OPPONENT	SCORE	RESULT
03/29	NY RANGERS	2-0	W
03/31	@ NY Rangers	1-0	W

1931 STANLEY CUP FINAL

Montreal won best-of-five series 3-2

DATE	OPPONENT	SCORE	RESULT
04/03	MONTREAL	1-2	L
04/05	MONTREAL	2-1*	W
04/09	@ Montreal	3-2*	W
04/11	@ Montreal	2-4	L
04/14	@ Montreal	0-2	L

1932 QUARTERFINALS

Toronto won total-goals series 6-2

DATE	OPPONENT	SCORE	RESULT
03/27	TORONTO	1-0	W
03/29	@ Toronto	1-6	L

1934 QUARTERFINALS

Chicago won total-goals series 4-3

DATE	OPPONENT	SCORE	RESULT
03/22	@ Montreal	3-2	W
03/25	MONTREAL	1-1*	T

1934 SEMIFINALS

Chicago won total-goals series 6-2

DATE	OPPONENT	SCORE	RESULT
03/28	@ Mtl Maroons	3-0	W
04/01	MTL MAROONS	3-2	W

1934 STANLEY CUP FINAL

Chicago won best-of-five series 3-1

DATE	OPPONENT	SCORE	RESULT
04/03	@ Detroit	2-1*	W
04/05	@ Detroit	4-1	W
04/08	DETROIT	2-5	L
04/10	DETROIT	1-0*	W

1935 QUARTERFINALS

Maroons won total-goals series 1-0

DATE	OPPONENT	SCORE	RESULT
03/23	@ Mtl Maroons	0-0	T
03/26	MTL MAROONS	0-1*	L

1936 QUARTERFINALS

Americans won total-goals series 7-5

DATE	OPPONENT	SCORE	RESULT
03/24	@ NY Americans	0-3	L
03/26	NY AMERICANS	5-4	W

1938 QUARTERFINALS

Chicago won best-of-three series 2-1

DATE	OPPONENT	SCORE	RESULT
03/22	@ Montreal	4-6	L
03/24	MONTREAL	4-0	W
03/26	@ Montreal	3-2*	W

1938 SEMIFINALS

Chicago won best-of-three series 2-1

DATE	OPPONENT	SCORE	RESULT
03/29	@ NY Americans	1-3	L
03/31	NY AMERICANS	1-0*	W
04/03	@ NY Americans	3-2	W

1938 STANLEY CUP FINAL

Chicago won best-of-five series 3-1

DATE	OPPONENT	SCORE	RESULT
04/05	@ Toronto	3-1	W
04/07	@ Toronto	1-5	L
04/10	TORONTO	2-1	W
04/12	TORONTO	4-1	W

1940 QUARTERFINALS

Toronto won best-of-three series 2-0

DATE	OPPONENT	SCORE	RESULT
03/19	@ Toronto	2-3*	L
03/21	TORONTO	1-2	L

1941 QUARTERFINALS

Chicago won best-of-three series 2-1

DATE	OPPONENT	SCORE	RESULT
03/20	MONTREAL	2-1	W
03/22	@ Montreal	3-4*	L
03/25	MONTREAL	3-2	W

1941 SEMIFINALS

Detroit won best-of-three series 2-0

DATE	OPPONENT	SCORE	RESULT
03/27	@ Detroit	1-3	L
03/30	DETROIT	1-2*	L

1942 QUARTERFINALS

Boston won best-of-three series 2-1

DATE	OPPONENT	SCORE	RESULT
03/22	BOSTON	1-2*	L
03/24	@ Boston	4-0	W
03/26	@ Boston	2-3	L

1944 SEMIFINALS

Chicago won best-of-seven series 4-1

DATE	OPPONENT	SCORE	RESULT
03/21	@ Detroit	2-1	W
03/23	@ Detroit	1-4	L
03/26	DETROIT	2-0	W
03/28	DETROIT	7-1	W
03/30	@ Detroit	5-2	W

1944 STANLEY CUP FINAL

Montreal won best-of-seven series 4-0

DATE	OPPONENT	SCORE	RESULT
04/04	@ Montreal	1-5	L
04/07	MONTREAL	1-3	L
04/09	MONTREAL	2-3	L
04/13	@ Montreal	4-5*	L

1946 SEMIFINALS

Montreal won best-of-seven series 4-0

DATE	OPPONENT	SCORE	RESULT
03/19	@ Montreal	2-6	L
03/21	@ Montreal	1-5	L
03/24	MONTREAL	2-8	L
03/26	MONTREAL	2-7	L

1953 SEMIFINALS

Montreal won best-of-seven series 4-3

DATE	OPPONENT	SCORE	RESULT
03/24	@ Montreal	1-3	L
03/26	@ Montreal	3-4	L
03/29	MONTREAL	2-1*	W
03/31	MONTREAL	3-1	W
04/02	@ Montreal	4-2	W
04/04	MONTREAL	0-3	L
04/07	@ Montreal	1-4	L

1959 SEMIFINALS

Montreal won best-of-seven series 4-2

DATE	OPPONENT	SCORE	RESULT
03/24	@ Montreal	2-4	L
03/26	@ Montreal	1-5	L
03/28	MONTREAL	4-2	W
03/31	MONTREAL	3-1	W
04/02	@ Montreal	2-4	L
04/04	MONTREAL	4-5	L

* Indicates overtime game.

1960 SEMIFINALS

Montreal won best-of-seven series 4-0

DATE	OPPONENT	SCORE	RESULT
03/24	@ Montreal	3-4	L
03/26	@ Montreal	3-4*	L
03/29	MONTREAL	0-4	L
03/31	MONTREAL	0-2	L

1961 SEMIFINALS

Chicago won best-of-seven series 4-2

DATE	OPPONENT	SCORE	RESULT
03/21	@ Montreal	2-6	L
03/23	@ Montreal	4-3	W
03/26	MONTREAL	2-1*	W
03/28	MONTREAL	2-5	L
04/01	@ Montreal	3-0	W
04/04	MONTREAL	3-0	W

1961 STANLEY CUP FINAL

Chicago won best-of-seven series 4-2

DATE	OPPONENT	SCORE	RESULT
04/06	DETROIT	3-2	W
04/08	@ Detroit	1-3	L
04/10	DETROIT	3-1	W
04/12	@ Detroit	1-2	L
04/14	DETROIT	6-3	W
04/16	@ Detroit	5-1	W



1962 SEMIFINALS

Chicago won best-of-seven series 4-2

DATE	OPPONENT	SCORE	RESULT
03/27	@ Montreal	1-2	L
03/29	@ Montreal	3-4	L
04/01	MONTREAL	4-1	W
04/03	MONTREAL	5-3	W
04/05	@ Montreal	4-3	W
04/08	MONTREAL	2-0	W

1962 STANLEY CUP FINAL

Toronto won best-of-seven series 4-2

DATE	OPPONENT	SCORE	RESULT
04/10	@ Toronto	1-4	L
04/12	@ Toronto	2-3	L
04/15	TORONTO	3-0	W
04/17	TORONTO	4-1	W
04/19	@ Toronto	4-8	L
04/22	TORONTO	1-2	L

1963 SEMIFINALS

Detroit won best-of-seven series 4-2

DATE	OPPONENT	SCORE	RESULT
03/26	DETROIT	5-4	W
03/28	DETROIT	5-2	W
03/31	@ Detroit	2-4	L
04/02	@ Detroit	1-4	L
04/04	DETROIT	2-4	L
04/07	@ Detroit	4-7	L

1964 SEMIFINALS

Detroit won best-of-seven series 4-3

DATE	OPPONENT	SCORE	RESULT
03/26	DETROIT	4-1	W
03/29	DETROIT	4-5	L
03/31	@ Detroit	0-3	L
04/02	@ Detroit	3-2*	W
04/05	DETROIT	3-2	W
04/07	@ Detroit	2-7	L
04/09	DETROIT	2-4	L

1965 SEMIFINALS

Chicago won best-of-seven series 4-3

DATE	OPPONENT	SCORE	RESULT
04/01	@ Detroit	3-4	L
04/04	@ Detroit	3-6	L
04/06	DETROIT	5-2	W
04/08	DETROIT	2-1	W
04/11	@ Detroit	2-4	L
04/13	DETROIT	4-0	W
04/15	@ Detroit	4-2	W

1965 STANLEY CUP FINAL

Montreal won best-of-seven series 4-3

DATE	OPPONENT	SCORE	RESULT
04/17	@ Montreal	2-3	L
04/20	@ Montreal	0-2	L
04/22	MONTREAL	3-1	W
04/25	MONTREAL	5-1	W
04/27	@ Montreal	0-6	L
04/29	MONTREAL	2-1	W
05/01	@ Montreal	0-4	L

1966 SEMIFINALS

Detroit won best-of-seven series 4-2

DATE	OPPONENT	SCORE	RESULT
04/07	DETROIT	2-1	W
04/10	DETROIT	0-7	L
04/12	@ Detroit	2-1	W
04/14	@ Detroit	1-5	L
04/17	DETROIT	3-5	L
04/19	@ Detroit	2-3	L

1967 SEMIFINALS

Toronto won best-of-seven series 4-2

DATE	OPPONENT	SCORE	RESULT
04/06	TORONTO	5-2	W
04/09	TORONTO	1-3	L
04/11	@ Toronto	1-3	L
04/13	@ Toronto	4-3	W
04/15	TORONTO	2-4	L
04/18	@ Toronto	1-3	L

1968 QUARTERFINALS

Chicago won best-of-seven series 4-2

DATE	OPPONENT	SCORE	RESULT
04/04	@ NY Rangers	1-3	L
04/09	@ NY Rangers	1-2	L
04/11	NY RANGERS	7-4	W
04/13	NY RANGERS	3-1	W
04/14	@ NY Rangers	2-1	W
04/16	NY RANGERS	4-1	W

1968 SEMIFINALS

Montreal won best-of-seven series 4-1

DATE	OPPONENT	SCORE	RESULT
04/18	@ Montreal	2-9	L
04/20	@ Montreal	1-4	L
04/23	MONTREAL	2-4	L
04/25	MONTREAL	2-1	W
04/28	@ Montreal	3-4*	L

1970 QUARTERFINALS

Chicago won best-of-seven series 4-0

DATE	OPPONENT	SCORE	RESULT
04/08	DETROIT	4-2	W
04/09	DETROIT	4-2	W
04/11	@ Detroit	4-2	W
04/12	@ Detroit	4-2	W

1970 SEMIFINALS

Boston won best-of-seven series 4-0

DATE	OPPONENT	SCORE	RESULT
04/19	BOSTON	3-6	L
04/21	BOSTON	1-4	L
04/23	@ Boston	2-5	L
04/26	@ Boston	4-5	L

1971 QUARTERFINALS

Chicago won best-of-seven series 4-0

DATE	OPPONENT	SCORE	RESULT
04/07	PHILADELPHIA	5-2	W
04/08	PHILADELPHIA	6-2	W
04/10	@ Philadelphia	3-2	W
04/11	@ Philadelphia	6-2	W

1971 SEMIFINALS

Chicago won best-of-seven series 4-3

DATE	OPPONENT	SCORE	RESULT
04/18	NY RANGERS	1-2*	L
04/20	NY RANGERS	3-0	W
04/22	@ NY Rangers	1-4	L
04/25	@ NY Rangers	7-1	W
04/27	NY RANGERS	3-2*	W
04/29	@ NY Rangers	2-3*	L
05/02	NY RANGERS	4-2	W

1971 STANLEY CUP FINAL

Montreal won best-of-seven series 4-3

DATE	OPPONENT	SCORE	RESULT
05/04	MONTREAL	2-1*	W
05/06	MONTREAL	5-3	W
05/09	@ Montreal	2-4	L
05/11	@ Montreal	2-5	L
05/13	MONTREAL	2-0	W
05/16	@ Montreal	3-4	L
05/18	MONTREAL	2-3	L

* Indicates overtime game.

YEAR-BY-YEAR RESULTS

LEADERSHIP
PLAYERS
2013-14
OPPONENTS
TRADITION
RECORDS
PLAYERS
HISTORY
MINORS
NHL
MEDIA

1972 QUARTERFINALS

Chicago won best-of-seven series 4-0

DATE	OPPONENT	SCORE	RESULT
04/05	PITTSBURGH	3-1	W
04/06	PITTSBURGH	3-2	W
04/08	@ Pittsburgh	2-0	W
04/09	@ Pittsburgh	6-5*	W

1972 SEMIFINALS

NY Rangers won best-of-seven series 4-0

DATE	OPPONENT	SCORE	RESULT
04/16	NY RANGERS	2-3	L
04/18	NY RANGERS	3-5	L
04/20	@ NY Rangers	2-3	L
04/23	@ NY Rangers	2-6	L

1973 QUARTERFINALS

Chicago won best-of-seven series 4-1

DATE	OPPONENT	SCORE	RESULT
04/04	ST. LOUIS	7-1	W
04/05	ST. LOUIS	1-0	W
04/07	@ St. Louis	5-2	W
04/08	@ St. Louis	3-5	L
04/10	ST. LOUIS	6-1	W

1973 SEMIFINALS

Chicago won best-of-seven series 4-1

DATE	OPPONENT	SCORE	RESULT
04/12	NY RANGERS	1-4	L
04/15	NY RANGERS	5-4	W
04/17	@ NY Rangers	2-1	W
04/19	@ NY Rangers	3-1	W
04/24	NY RANGERS	4-1	W

1973 STANLEY CUP FINAL

Montreal won best-of-seven series 4-2

DATE	OPPONENT	SCORE	RESULT
04/29	@ Montreal	3-8	L
05/01	@ Montreal	1-4	L
05/03	MONTREAL	7-4	W
05/06	MONTREAL	0-4	L
05/08	@ Montreal	8-7	W
05/10	MONTREAL	4-6	L

1974 QUARTERFINALS

Chicago won best-of-seven series 4-1

DATE	OPPONENT	SCORE	RESULT
04/10	LOS ANGELES	3-1	W
04/11	LOS ANGELES	4-1	W
04/13	@ Los Angeles	1-0	W
04/14	@ Los Angeles	1-5	L
04/16	LOS ANGELES	1-0	W

1974 SEMIFINALS

Boston won best-of-seven series 4-2

DATE	OPPONENT	SCORE	RESULT
04/18	@ Boston	4-2	W
04/21	@ Boston	6-8	L
04/23	BOSTON	4-3*	W
04/25	BOSTON	2-5	L
04/28	@ Boston	2-6	L
04/30	BOSTON	2-4	L

1975 PRELIMINARY ROUND

Chicago won best-of-three series 2-1

DATE	OPPONENT	SCORE	RESULT
04/08	@ Boston	2-8	L
04/10	BOSTON	4-3*	W
04/11	@ Boston	6-4	W

1975 QUARTERFINALS

Buffalo won best-of-seven series 4-1

DATE	OPPONENT	SCORE	RESULT
04/13	@ Buffalo	1-4	L
04/15	@ Buffalo	1-3	L
04/17	BUFFALO	5-4*	W
04/20	BUFFALO	2-6	L
04/22	@ Buffalo	1-3	L

1976 QUARTERFINALS

Montreal won best-of-seven series 4-0

DATE	OPPONENT	SCORE	RESULT
04/11	@ Montreal	0-4	L
04/13	@ Montreal	1-3	L
04/15	MONTREAL	1-2	L
04/18	MONTREAL	1-4	L

1977 PRELIMINARY ROUND

NY Islanders won best-of-three series 2-0

DATE	OPPONENT	SCORE	RESULT
04/05	@ NY Islanders	2-5	L
04/07	NY ISLANDERS	1-2	L

1978 QUARTERFINALS

Boston won best-of-seven series 4-0

DATE	OPPONENT	SCORE	RESULT
04/17	@ Boston	1-6	L
04/19	@ Boston	3-4*	L
04/21	BOSTON	3-4*	L
04/23	BOSTON	2-5	L

1979 QUARTERFINALS

NY Islanders won best-of-seven series 4-0

DATE	OPPONENT	SCORE	RESULT
04/16	@ NY Islanders	2-6	L
04/18	@ NY Islanders	0-9*	L
04/20	NY ISLANDERS	0-4	L
04/22	NY ISLANDERS	1-3	L

1980 PRELIMINARY ROUND

Chicago won best-of-five series 3-0

DATE	OPPONENT	SCORE	RESULT
04/08	ST. LOUIS	3-2*	W
04/09	ST. LOUIS	5-1	W
04/11	@ St. Louis	4-1	W

1980 QUARTERFINALS

Buffalo won best-of-five series 4-0

DATE	OPPONENT	SCORE	RESULT
04/16	@ Buffalo	0-5	L
04/17	@ Buffalo	4-6	L
04/19	BUFFALO	1-2	L
04/20	BUFFALO	2-3	L

1981 PRELIMINARY ROUND

Calgary won best-of-five series 3-0

DATE	OPPONENT	SCORE	RESULT
04/08	@ Calgary	3-4	L
04/09	@ Calgary	2-6	L
04/11	CALGARY	4-5*	L

1982 DIVISION SEMIFINALS

Chicago won best-of-five series 3-1

DATE	OPPONENT	SCORE	RESULT
04/07	@ Minnesota	3-2*	W
04/08	@ Minnesota	5-3	W
04/10	MINNESOTA	1-7	L
04/11	MINNESOTA	5-2	W

1982 DIVISION FINALS

Chicago won best-of-seven series 4-2

DATE	OPPONENT	SCORE	RESULT
04/15	@ St. Louis	5-4	W
04/16	@ St. Louis	1-3	L
04/18	ST. LOUIS	6-5	W
04/19	ST. LOUIS	7-4	W
04/21	@ St. Louis	2-3*	L
04/23	ST. LOUIS	2-0	W

1982 CONFERENCE FINALS

Vancouver won best-of-seven series 4-1

DATE	OPPONENT	SCORE	RESULT
04/27	VANCOUVER	1-2*	L
04/29	VANCOUVER	4-1	W
05/01	@ Vancouver	3-4	L
05/04	@ Vancouver	3-5	L
05/06	VANCOUVER	2-6	L

1983 DIVISION SEMIFINALS

Chicago won best-of-five series 3-1

GAME	OPPONENT	SCORE	RESULT
04/06	ST. LOUIS	2-4	L
04/07	ST. LOUIS	7-2	W
04/09	@ St. Louis	2-1	W
04/10	@ St. Louis	5-3	W

* Indicates overtime game.

1983 DIVISION FINALS

Chicago won best-of-seven series 4-1

DATE	OPPONENT	SCORE	RESULT
04/14	MINNESOTA	5-2	W
04/15	MINNESOTA	7-4	W
04/17	@ Minnesota	1-5	L
04/18	@ Minnesota	4-3*	W
04/20	MINNESOTA	5-2	W

1983 CONFERENCE FINALS

Edmonton won best-of-seven series 4-0

DATE	OPPONENT	SCORE	RESULT
04/24	@ Edmonton	4-8	L
04/26	@ Edmonton	2-8	L
05/01	EDMONTON	2-3	L
05/03	EDMONTON	3-6	L

1984 DIVISION SEMIFINALS

Minnesota won best-of-five series 3-2

DATE	OPPONENT	SCORE	RESULT
04/04	@ Minnesota	3-1	W
04/05	@ Minnesota	5-6	L
04/07	MINNESOTA	1-4	L
04/08	MINNESOTA	4-3	W
04/10	@ Minnesota	1-4	L

1985 DIVISION SEMIFINALS

Chicago won best-of-five series 3-0

DATE	OPPONENT	SCORE	RESULT
04/10	DETROIT	9-5	W
04/11	DETROIT	6-1	W
04/13	@ Detroit	8-2	W

1985 DIVISION FINALS

Chicago won best-of-seven series 4-2

DATE	OPPONENT	SCORE	RESULT
04/18	MINNESOTA	5-8	L
04/21	MINNESOTA	6-2	W
04/23	@ Minnesota	5-3	W
04/25	@ Minnesota	7-6*	W
04/28	MINNESOTA	4-5*	L
04/30	@ Minnesota	6-5*	W

1985 CONFERENCE FINALS

Edmonton won best-of-seven series 4-2

DATE	OPPONENT	SCORE	RESULT
05/04	@ Edmonton	2-11	L
05/07	@ Edmonton	3-7	L
05/09	EDMONTON	5-2	W
05/12	EDMONTON	8-6	W
05/14	@ Edmonton	5-10	L
05/16	EDMONTON	2-8	L

1986 DIVISION SEMIFINALS

Toronto won best-of-five series 3-0

DATE	OPPONENT	SCORE	RESULT
04/09	TORONTO	3-5	L
04/10	TORONTO	4-6	L
04/12	@ Toronto	2-7	L

1987 DIVISION SEMIFINALS

Detroit won best-of-seven series 4-0

DATE	OPPONENT	SCORE	RESULT
04/08	@ Detroit	1-3	L
04/09	@ Detroit	1-5	L
04/11	DETROIT	3-4*	L
04/12	DETROIT	1-3	L

1988 DIVISION SEMIFINALS

St. Louis won best-of-seven series 4-1

DATE	OPPONENT	SCORE	RESULT
04/06	@ St. Louis	1-4	L
04/07	@ St. Louis	2-3	L
04/09	ST. LOUIS	6-3	W
04/10	ST. LOUIS	5-6	L
04/12	@ St. Louis	3-5	L

1989 DIVISION SEMIFINALS

Chicago won best-of-seven series 4-2

DATE	OPPONENT	SCORE	RESULT
04/05	@ Detroit	2-3	L
04/06	@ Detroit	5-4*	W
04/08	DETROIT	4-2	W
04/09	DETROIT	3-2	W
04/11	@ Detroit	4-6	L
04/13	DETROIT	7-1	W

1989 DIVISION FINALS

Chicago won best-of-seven series 4-1

DATE	OPPONENT	SCORE	RESULT
04/18	@ St. Louis	3-1	W
04/20	@ St. Louis	4-5*	L
04/22	ST. LOUIS	5-2	W
04/24	ST. LOUIS	3-2	W
04/26	@ St. Louis	4-2	W

1989 CONFERENCE FINALS

Calgary won best-of-seven series 4-1

DATE	OPPONENT	SCORE	RESULT
05/02	@ Calgary	0-3	L
05/04	@ Calgary	4-2	W
05/06	CALGARY	2-5	L
05/08	CALGARY	1-2*	L
05/10	@ Calgary	1-3	L

1990 DIVISION SEMIFINALS

Chicago won best-of-seven series 4-3

DATE	OPPONENT	SCORE	RESULT
04/04	MINNESOTA	1-2	L
04/06	MINNESOTA	5-3	W
04/08	@ Minnesota	2-1	W
04/10	@ Minnesota	0-4	L
04/12	MINNESOTA	5-1	W
04/14	@ Minnesota	3-5	L
04/16	MINNESOTA	5-2	W

1990 DIVISION FINALS

Chicago won best-of-seven series 4-3

DATE	OPPONENT	SCORE	RESULT
04/18	ST. LOUIS	3-4	L
04/20	ST. LOUIS	5-3	W
04/22	@ St. Louis	4-5	L
04/24	@ St. Louis	3-2	W
04/26	ST. LOUIS	3-2	W
04/28	@ St. Louis	2-4	L
04/30	ST. LOUIS	8-2	W

1990 CONFERENCE FINALS

Edmonton won best-of-seven series 4-2

DATE	OPPONENT	SCORE	RESULT
05/02	@ Edmonton	2-5	L
05/04	@ Edmonton	4-3	W
05/06	EDMONTON	5-1	W
05/08	EDMONTON	2-4	L
05/10	@ Edmonton	3-4	L
05/12	EDMONTON	4-8	L

1991 DIVISION SEMIFINALS

Minnesota won best-of-seven series 4-2

DATE	OPPONENT	SCORE	RESULT
04/04	MINNESOTA	3-4*	L
04/06	MINNESOTA	5-2	W
04/08	@ Minnesota	6-5	W
04/10	@ Minnesota	1-3	L
04/12	MINNESOTA	0-6	L
04/14	@ Minnesota	1-3	L

1992 DIVISION SEMIFINALS

Chicago won best-of-seven series 4-2

DATE	OPPONENT	SCORE	RESULT
04/18	ST. LOUIS	3-1	W
04/20	ST. LOUIS	3-5	L
04/22	@ St. Louis	4-5*	L
04/24	@ St. Louis	5-3	W
04/26	ST. LOUIS	6-4	W
04/28	@ St. Louis	2-1	W

* Indicates overtime game.

YEAR-BY-YEAR RESULTS

1992 DIVISION FINALS

Chicago won best-of-seven series 4-0

DATE	OPPONENT	SCORE	RESULT
05/02	@ Detroit	2-1	W
05/04	@ Detroit	3-1	W
05/06	DETROIT	5-4	W
05/08	DETROIT	1-0	W

1992 CONFERENCE FINALS

Chicago won best-of-seven series 4-0

DATE	OPPONENT	SCORE	RESULT
05/16	EDMONTON	8-2	W
05/18	EDMONTON	4-2	W
05/20	@ Edmonton	4-3*	W
05/22	@ Edmonton	5-1	W

1992 STANLEY CUP FINAL

Pittsburgh won best-of-seven series 4-0

DATE	OPPONENT	SCORE	RESULT
05/26	@ Pittsburgh	4-5	L
05/28	@ Pittsburgh	1-3	L
05/30	PITTSBURGH	0-1	L
06/01	PITTSBURGH	5-6	L

1993 DIVISION SEMIFINALS

St. Louis won best-of-seven series 4-0

DATE	OPPONENT	SCORE	RESULT
04/18	ST. LOUIS	3-4	L
04/21	ST. LOUIS	0-2	L
04/23	@ St. Louis	0-3	L
04/25	@ St. Louis	3-4*	L

1994 CONFERENCE QUARTERFINALS

Toronto won best-of-seven series 4-2

DATE	OPPONENT	SCORE	RESULT
04/18	@ Toronto	1-5	L
04/20	@ Toronto	0-7*	L
04/23	TORONTO	5-4	W
04/24	TORONTO	4-3*	W
04/26	@ Toronto	0-1	L
04/28	TORONTO	0-1	L

1995 CONFERENCE QUARTERFINALS

Chicago won best-of-seven series 4-3

DATE	OPPONENT	SCORE	Result
05/07	TORONTO	3-5	L
05/09	TORONTO	0-3	L
05/11	@ Toronto	3-2	W
05/13	@ Toronto	3-1	W
05/15	TORONTO	4-2	W
05/17	@ Toronto	4-5*	L
05/19	TORONTO	5-2	W

1995 CONFERENCE SEMIFINALS

Chicago won best-of-seven series 4-0

DATE	OPPONENT	SCORE	RESULT
05/21	VANCOUVER	2-1*	W
05/23	VANCOUVER	2-0	W
05/25	@ Vancouver	3-2*	W
05/27	@ Vancouver	4-3*	W

1995 CONFERENCE FINALS

Detroit won best-of-seven series 4-1

DATE	OPPONENT	SCORE	RESULT
06/01	@ Detroit	1-2*	L
06/04	@ Detroit	2-3	L
06/06	DETROIT	3-4*	L
06/08	DETROIT	5-2	W
06/11	@ Detroit	1-2*	L

1996 CONFERENCE QUARTERFINALS

Colorado won best-of-seven series 4-0

DATE	OPPONENT	SCORE	RESULT
04/17	CALGARY	4-1	W
04/19	CALGARY	3-0	W
04/21	@ Calgary	7-5	W
04/23	@ Calgary	2-1*	W

1996 CONFERENCE SEMIFINALS

Colorado won best-of-seven series 4-2

DATE	OPPONENT	SCORE	RESULT
05/02	@ Colorado	3-2*	W
05/04	@ Colorado	1-5	L
05/06	COLORADO	4-3*	W
05/08	COLORADO	2-3*	L
05/11	@ Colorado	1-4	L
05/13	COLORADO	3-4*	L

1997 CONFERENCE QUARTERFINALS

Colorado won best-of-seven series 4-2

DATE	OPPONENT	SCORE	RESULT
04/16	@ Colorado	0-6	L
04/18	@ Colorado	1-3	L
04/20	COLORADO	4-3*	W
04/22	COLORADO	6-3	W
04/24	@ Colorado	0-7	L
04/26	COLORADO	3-6	L

2002 CONFERENCE QUARTERFINALS

St. Louis won best-of-seven series 4-1

DATE	OPPONENT	SCORE	RESULT
04/18	@ St. Louis	2-1	W
04/20	@ St. Louis	0-2	L
04/21	ST. LOUIS	0-4	L
04/23	ST. LOUIS	0-1	L
04/25	@ St. Louis	3-5	L

2009 CONFERENCE QUARTERFINALS

Chicago won best-of-seven series 4-2

DATE	OPPONENT	SCORE	RESULT
04/16	CALGARY	3-2*	W
04/18	CALGARY	3-2	W
04/20	@ Calgary	2-4	L
04/22	@ Calgary	4-6	L
04/25	CALGARY	5-1	W
04/27	@ Calgary	4-1	W

2009 CONFERENCE SEMIFINALS

Chicago won best-of-seven series 4-2

DATE	OPPONENT	SCORE	RESULT
04/30	@ Vancouver	3-5	L
05/02	@ Vancouver	6-3	W
05/05	VANCOUVER	1-3	L
05/07	VANCOUVER	2-1*	W
05/09	@ Vancouver	4-2	W
05/11	VANCOUVER	7-5	W

2009 CONFERENCE FINALS

Detroit won best-of-seven series 4-1

DATE	OPPONENT	SCORE	RESULT
05/17	@ Detroit	2-5	L
05/19	@ Detroit	2-3*	L
05/22	DETROIT	4-3*	W
05/24	DETROIT	1-6	L
05/27	@ Detroit	1-2*	L

2010 CONFERENCE QUARTERFINALS

Chicago won best-of-seven series 4-2

DATE	OPPONENT	SCORE	RESULT
04/16	NASHVILLE	1-4	L
04/18	NASHVILLE	2-0	W
04/20	@ Nashville	1-4	L
04/22	@ Nashville	3-0	W
04/24	NASHVILLE	5-4*	W
04/26	@ Nashville	5-3	W

2010 CONFERENCE SEMIFINALS

Chicago won best-of-seven series 4-2

DATE	OPPONENT	SCORE	RESULT
05/01	VANCOUVER	1-5	L
05/03	VANCOUVER	4-2	W
05/05	@ Vancouver	5-2	W
05/07	@ Vancouver	7-4	W
05/09	VANCOUVER	1-4	L
05/11	@ Vancouver	5-1	W

2010 CONFERENCE FINALS

Chicago won best-of-seven series 4-0

DATE	OPPONENT	SCORE	RESULT
05/16	@ San Jose	2-1	W
05/18	@ San Jose	4-2	W
05/21	SAN JOSE	3-2*	W
05/23	SAN JOSE	4-2	W

* Indicates overtime game.

2010 STANLEY CUP FINAL

Chicago won best-of-seven series 4-2

DATE	OPPONENT	SCORE	RESULT
05/29	PHILADELPHIA	6-5	W
05/31	PHILADELPHIA	2-1	W
06/02	@ Philadelphia	3-4*	L
06/04	@ Philadelphia	3-5	L
06/06	PHILADELPHIA	7-4	W
06/09	@ Philadelphia	4-3*	W



2013 CONFERENCE FINALS

Chicago won best-of-seven series 4-1

DATE	OPPONENT	SCORE	RESULT
06/01	LOS ANGELES	2-1	W
06/02	LOS ANGELES	4-2	W
06/04	@ Los Angeles	1-3	L
06/06	@ Los Angeles	3-2	W
06/08	LOS ANGELES	4-3*	W



2011 CONFERENCE QUARTERFINALS

Vancouver won best-of-seven series 4-3

DATE	OPPONENT	SCORE	RESULT
04/13	@ Vancouver	0-2	L
04/15	@ Vancouver	3-4	L
04/17	VANCOUVER	2-3	L
04/19	VANCOUVER	7-2	W
04/21	@ Vancouver	5-0	W
04/24	VANCOUVER	4-3*	W
04/26	@ Vancouver	1-2*	L

2013 STANLEY CUP FINAL

Chicago won best-of-seven series 4-2

DATE	OPPONENT	SCORE	RESULT
06/12	BOSTON	4-3*	W
06/15	BOSTON	1-2*	L
06/17	@ Boston	0-2	L
06/19	@ Boston	6-5*	W
06/22	BOSTON	3-1	W
06/24	@ Boston	3-2	W

2014 FIRST ROUND

Chicago won best-of-seven series 4-2

DATE	OPPONENT	SCORE	RESULT
04/17	@ St. Louis	4-3*	L
04/19	@ St. Louis	4-3*	L
04/21	ST. LOUIS	2-0	W
04/23	ST. LOUIS	4-3*	W
04/25	@ St. Louis	3-2*	W
04/27	ST. LOUIS	5-1	W

2012 CONFERENCE QUARTERFINALS

Phoenix won best-of-seven series 4-2

DATE	OPPONENT	SCORE	RESULT
04/12	@ Phoenix	3-2*	L
04/14	@ Phoenix	4-3*	W
04/17	PHOENIX	3-2*	L
04/19	PHOENIX	3-2*	L
04/21	@ Phoenix	2-1*	W
04/23	PHOENIX	4-0	L

2013 CONFERENCE QUARTERFINALS

Chicago won best-of-seven series 4-1

DATE	OPPONENT	SCORE	RESULT
04/30	MINNESOTA	2-1*	W
05/03	MINNESOTA	5-2	W
05/05	@ Minnesota	2-3*	L
05/07	@ Minnesota	3-0	W
05/09	MINNESOTA	5-1	W

2014 SECOND ROUND

Chicago won best-of-seven series 4-2

DATE	OPPONENT	SCORE	RESULT
05/02	MINNESOTA	5-2	W
05/04	MINNESOTA	4-1	W
05/06	@ Minnesota	4-0	L
05/09	@ Minnesota	4-2	L
05/11	MINNESOTA	2-1	W
05/13	@ Minnesota	2-1*	W

2013 CONFERENCE SEMIFINALS

Chicago won best-of-seven series 4-3

DATE	OPPONENT	SCORE	RESULT
05/15	DETROIT	4-1	W
05/18	DETROIT	1-4	L
05/20	@ Detroit	1-3	L
05/23	@ Detroit	0-2	L
05/25	DETROIT	4-1	W
05/27	@ Detroit	4-3	W
05/29	DETROIT	2-1*	W

2014 WESTERN CONFERENCE FINAL

Los Angeles won best-of-seven series 4-3

DATE	OPPONENT	SCORE	RESULT
05/18	LOS ANGELES	3-1	W
05/21	LOS ANGELES	6-2	L
05/24	@ Los Angeles	4-3	L
05/26	@ Los Angeles	5-2	L
05/28	LOS ANGELES	5-4*	W
05/30	@ Los Angeles	4-3	W
06/01	LOS ANGELES	5-4*	L

* Indicates overtime game.

CAREER PLAYOFF LEADERS


GAMES PLAYED

RANK	NAME	PLAYOFF GAMES
1	STAN MIKITA	155
2	DENIS SAVARD	131
3	BOBBY HULL	116
4	ERIC NESTERENKO	115
5	CHICO MAKI	113
6	BOB MURRAY	112
7	STEVE LARMER	107
8	KEITH BROWN	103
9	TONY ESPOSITO	99
	DOUG JARRETT	99
11	DENNIS HULL	97
12	DOUG WILSON	95
13	JONATHAN TOEWS	94
	PATRICK SHARP	94
	NIKLAS HJALMARSSON	94
16	PATRICK KANE	93
	DUNCAN KEITH	93
18	BRENT SEABROOK	89
19	TROY MURRAY	86
20	CLIFF KOROLL	85
21	PIERRE PILOTE	82
	JEREMY ROENICK	82
23	PIT MARTIN	80
	KEN WHARRAM	80
25	DIRK GRAHAM	75
26	BILL WHITE	73

ASSISTS

RANK	NAME	PLAYOFF ASSISTS
1	STAN MIKITA	91
2	DENIS SAVARD	84
3	BOBBY HULL	67
4	STEVE LARMER	66
5	DOUG WILSON	61
6	PATRICK KANE	54
7	PIERRE PILOTE	52
	JONATHAN TOEWS	52
9	DUNCAN KEITH	42
	JEREMY ROENICK	42
11	PAT STAPLETON	39
12	BOB MURRAY	37
	MARIAN HOSSA	37
14	CHRIS CHELIOS	36
	CHICO MAKI	36
16	DENNIS HULL	34
	BRENT SEABROOK	34
18	TOM LYSIAK	33
19	KEITH BROWN	32
20	CLIFF KOROLL	29
21	PATRICK SHARP	28
22	AL SECORD	27
	KEN WHARRAM	27
24	DAVE BOLLAND	26
	JIM PAPPIN	26
	BILL WHITE	26
	PIT MARTIN	25
	TROY MURRAY	25
	DIRK GRAHAM	22
	ERIC NESTERENKO	22
31	BILL HAY	21
32	NIKLAS HJALMARSSON	20
33	DARRYL SUTTER	19
34	BERNIE NICHOLLS	18
	RICHARD PRESTON	18
	KRIS VERSTEEG	18
37	GREG GILBERT	17
38	DOUG JARRETT	16
	DOUG MOHNS	16
	STEVE THOMAS	16
	BRANDON SAAD	16

CURRENT PLAYERS IN **BOLD RED**.



STAN MIKITA 21

CAREER PLAYOFF LEADERS

GOALS

RANK	NAME
1	BOBBY HULL
2	DENIS SAVARD
3	STAN MIKITA
4	STEVE LARMER
5	PATRICK SHARP
	PATRICK KANE
7	JEREMY ROENICK
8	DENNIS HULL
9	JONATHAN TOEWS
10	PIT MARTIN
	JIM PAPPIN
12	DARRYL SUTTER
13	TOM LYSIAK
14	BRYAN BICKELL
	AL SECORD
16	CLIFF KOROLL
	BOB MURRAY
	DOUG WILSON
19	DAVE BOLLAND
	CHICO MAKI
	WAYNE PRESLEY
22	JOE MURPHY
	KEN WHARRAM
24	TROY MURRAY
	BILL HAY
26	DUSTIN BYFUGLIEN
	DIRK GRAHAM
	MARIAN HOSSA
29	TONY AMONTE
	JOHNNY GOTTSSELIG
	ERIC NESTERENKO
	STEVE THOMAS

PLAYOFF GOALS

62
61
59
45
37
37
35
33
29
26
26
24
23
20
20
19
19
17
17
17
16
16
15
15
14
14
14
13
13
13
13

POINTS

RANK	NAME
1	STAN MIKITA
2	DENIS SAVARD
3	BOBBY HULL
4	STEVE LARMER
5	PATRICK KANE
6	JONATHAN TOEWS
7	DOUG WILSON
8	JEREMY ROENICK
9	DENNIS HULL
10	PATRICK SHARP
11	PIERRE PILOTE
12	TOM LYSIAK
	BOB MURRAY
14	DUNCAN KEITH
15	CHICO MAKI
16	JIM PAPPIN
17	MARIAN HOSSA
	PIT MARTIN
19	PAT STAPLETON
20	CHRIS CHEUOS
	CLIFF KOROLL
22	AL SECORD
23	BRENT SEABROOK
24	DAVE BOLLAND
	DARRYL SUTTER
	KEN WHARRAM
27	TROY MURRAY
28	KEITH BROWN
	DIRK GRAHAM
	BILL HAY
31	ERIC NESTERENKO
32	BILL WHITE

PLAYOFF POINTS

150
145
129
111
91
81
80
77
67
65
60
56
56
54
53
52
51
51
49
48
48
47
46
43
43
43
40
36
36
36
35
30

HAT TRICK LEADERS

NAME	3GG	4GG	TOT
DENIS SAVARD	2	1	3
DOUG BENTLEY	2	0	2
BOBBY HULL	2	0	2
PIT MARTIN	2	0	2
PATRICK KANE	2	0	1
TONY AMONTE	0	1	1
JIM PAPPIN	1	0	1
DICK REDMOND	1	0	1
WAYNE PRESLEY	1	0	1
DIRK GRAHAM	1	0	1
BRIAN NOONAN	1	0	1
GARY SUTER	1	0	1
DUSTIN BYFUGLIEN	1	0	1
JONATHAN TOEWS	1	0	1
TOTALS	18	2	20

HAT TRICKS

NO.	NAME	DATE	TEAM
1	DOUG BENTLEY	03/28/44	DET
2	DOUG BENTLEY	03/30/44	@DET
3	BOBBY HULL	04/07/63	@DET
4	JIM PAPPIN	04/11/71	@PHI
5	BOBBY HULL	04/09/72	@PIT
6	PIT MARTIN	04/04/73	STL
7	DICK REDMOND	04/04/73	STL
8	PIT MARTIN	05/10/73	MTL
9	DENIS SAVARD	04/19/82	STL
10	DENIS SAVARD (4)	04/10/86	TOR
11	DENIS SAVARD	04/09/88	STL
12	WAYNE PRESLEY	04/13/89	DET
13	DIRK GRAHAM	06/01/92	PIT
14	BRIAN NOONAN	04/18/93	STL
15	TONY AMONTE (4)	04/23/94	TOR
16	GARY SUTER	04/24/94	TOR
17	PATRICK KANE	05/11/09	VAN
18	DUSTIN BYFUGLIEN	05/05/10	@VAN
19	JONATHAN TOEWS	05/07/10	@VAN
20	PATRICK KANE	06/08/13	LAK

CURRENT PLAYERS IN **BOLD RED**.

BOLD TYPE INDICATES HAT TRICK SCORED IN STANLEY CUP FINAL.

LEADERSHIP

PLAYERS

2013-14

OPPONENTS

TRADITION

RECORDS

PLAYOFFS

HISTORY

MINORS

NHL

MEDIA

OVERTIME GOALS

OVERTIME GOALS: FOR

DATE	TEAM	SCORER	TIME	SCORE
03/26/31	TOR	STEWART ADAMS	19:20	2-1*
04/05/31	MTL	JOHN GOTTSLEIG	24:50	2-1
04/09/31	@ MTL	CY WENTWORTH	53:50	3-2
03/25/34	MTL	HAROLD "MUSH" MARCH	11:05	1-1*
04/03/34	@ DET	PAUL THOMPSON	21:10	2-1*
04/10/34	DET	HAROLD "MUSH" MARCH	30:05	1-0*
03/26/38	@ MTL	PAUL THOMPSON	11:49	3-2*
03/31/38	NYA	CULLY DAHLSTROM	33:01	1-0*
03/29/53	MTL	AL DEWSBURY	5:18	2-1
03/26/61	MTL	MURRAY BALFOUR	52:12	2-1*
04/02/64	@ DET	MURRAY BALFOUR	8:21	3-2
04/27/71	NYR	BOBBY HULL	6:35	3-2*
05/04/71	MTL	JIM PAPPIN	21:31	2-1
04/09/72	@ PIT	PIT MARTIN	0:12	6-5*
04/23/74	BOS	JIM PAPPIN	3:48	4-3
04/10/75	BOS	IVAN BOLDIREV	7:33	4-3*
04/17/75	BUF	STAN MIKITA	2:31	5-4
04/08/80	STL	DOUG LECUYER	12:34	3-2*
04/07/82	@ MIN	GREG FOX	3:34	3-2*
04/18/83	@ MIN	RICH PRESTON	10:34	4-3*
04/25/85	@ MIN	DARRYL SUTTER	21:57	7-6*
04/30/85	@ MIN	DARRYL SUTTER	15:41	6-5*
04/06/89	@ DET	DUANE SUTTER	14:36	5-4*
05/20/92	@ EDM	JEREMY ROENICK	2:45	4-3*
04/24/94	TOR	JEREMY ROENICK	1:23	4-3
05/21/95	VAN	JOE MURPHY	9:04	2-1*
05/25/95	@ VAN	CHRIS CHELIOS	6:22	3-2*
05/27/95	@ VAN	CHRIS CHELIOS	5:35	4-3*
04/23/96	@ CGY	JOE MURPHY	50:02	2-1*
05/02/96	@ COL	JEREMY ROENICK	6:29	3-2
05/06/96	COL	SERGEI KRIVOKRASOV	0:46	4-3
04/20/97	COL	SERGEI KRIVOKRASOV	31:03	4-3
04/16/09	CGY	MARTIN HAVLAT	0:12	3-2*
05/07/09	VAN	ANDREW LADD	2:52	2-1*
05/22/09	DET	PATRICK SHARP	1:52	4-3
04/24/10	NSH	MARIAN HOSSA	4:07	5-4*
05/21/10	SJS	DUSTIN BYFUGLIEN	12:24	3-2*
06/09/10	@ PHI	PATRICK KANE	4:06	4-3*
04/24/11	VAN	BEN SMITH	15:30	4-3
04/14/12	@ PHX	BRYAN BICKELL	10:36	3-2
04/21/12	@ PHX	JONATHAN TOEWS	2:44	2-1
04/30/13	MIN	BRYAN BICKELL	16:35	2-1*
05/29/13	DET	BRENT SEABROOK	3:35	2-1*
06/08/13	LAK	PATRICK KANE	31:40	4-3*
06/12/13	BOS	ANDREW SHAW	52:08	4-3*
06/19/13	@ BOS	BRENT SEABROOK	9:51	6-5*
04/23/14	STL	PATRICK KANE	11:17	4-3*
04/15/14	@ STL	JONATHAN TOEWS	7:36	3-2*
05/13/14	@ MIN	PATRICK KANE	9:42	2-1*
05/28/14	LAK	MICHAEL HANDZUS	22:04	5-4

OVERTIME GOALS: AGAINST

DATE	TEAM	SCORER	TIME	SCORE
03/26/30	@ MTL	HOWIE MORENZ	51:43	2-2
03/26/35	MTL MA	BALDY NORTHCOOT	4:02	0-1
03/19/40	@ TOR	SYL APPS	6:35	2-3
03/22/41	@ MTL	CHARLIE SANDS	34:04	3-4*
03/30/41	DET	GUS GIESEBRECHT	9:15	1-2
03/22/42	BOS	DES SMITH	6:51	1-2
04/13/44	@ MTL	TOE BLAKE	9:12	4-5
03/26/60	@ MTL	DOUG HARVEY	8:38	3-4
04/28/68	@ MTL	JACQUES LEMAIRE	2:14	3-4
04/18/71	NYR	PETE STEMKOWSKI	1:37	1-2*
04/29/71	@ NYR	PETE STEMKOWSKI	41:29	2-3*
04/19/78	@ BOS	TERRY O'REILLY	1:50	3-4
04/21/78	BOS	PETER MONAB	10:17	3-4
04/18/79	@ NYI	MIKE BOSSY	2:31	0-1
04/11/81	CGY	WILLI PLETT	35:17	4-5
04/21/82	@ STL	BERNIE FEDERKO	3:28	2-3*
04/27/82	VAN	JIM NILL	28:58	1-2
04/11/87	DET	DENNIS MARUK	1:14	4-5*
04/20/89	@ STL	SHAWN BURR	4:51	3-4
05/08/89	CGY	TONY HRKAC	33:49	4-5*
04/04/91	MIN	AL MACINNIS	15:05	1-2
04/22/92	@ STL	BRIAN PROPP	4:14	3-4
04/25/93	@ STL	BRETT HULL	23:33	4-5*
04/20/94	@ TOR	CRAIG JANNEY	10:43	3-4
05/17/95	@ TOR	TODD GILL	2:15	0-1
06/01/95	@ DET	RANDY WOOD	10:00	4-5*
06/06/95	DET	NICKLAS UDSTROM	1:01	1-2
06/11/95	@ DET	VLADIMIR KONSTANTINOV	29:25	3-4
05/08/96	COL	VYACHESLAV KOZLOV	22:25	1-2
05/13/96	COL	JOE SAKIC	44:33	2-3
05/19/09	@ DET	SANDIS OZOLINSH	25:18	3-4
05/27/09	@ DET	MIKAEL SAMUELSSON	5:14	2-3
06/02/10	@ PHI	DARREN HELM	3:58	1-2
04/26/11	@ VAN	CLAUDE GIROUX	5:59	3-4*
04/12/12	@ PHX	ALEXANDRE BURROWS	5:22	1-2
04/17/12	PHX	MARTIN HANZAL	9:29	3-2
04/19/12	PHX	MIKKEL BOEDKER	13:15	3-2
05/05/13	@ MIN	MIKKEL BOEDKER	2:15	3-2
06/15/13	BOS	JASON ZUCKER	2:15	3-2*
04/17/14	@ STL	DANIEL PAILLE	13:48	2-1*
04/19/14	@ STL	ALEXANDER STEEN	50:26	4-3*
06/01/14	LAK	BARRET JACKMAN	5:50	4-3*
		ALEC MARTINEZ	5:47	5-4

* INDICATES BLACKHAWKS WON PLAYOFF SERIES.
BOLD TYPE INDICATES STANLEY CUP-WINNING GOAL.

GOALTENDERS YEAR-BY-YEAR

YEAR	PLAYER	GP	W	L	T	MINS	GA	SO	GAA
1927	HUGH LEHMAN	2	0	1	1	120	10	0	5.00
1930	CHARLES GARDINER	2	0	1	1	172	3	0	1.05
1931	CHARLES GARDINER	9	5	3	1	638	14	2	1.32
1932	CHARLES GARDINER	2	1	1	0	120	6	1	3.00
1934	CHARLES GARDINER	8	6	1	1	542	12	2	1.33
1935	LORNE CHABOT	2	0	1	1	124	1	1	0.48
1936	MIKE KARAKAS	2	1	1	-	120	7	0	3.50
1938	MIKE KARAKAS	8	6	2	-	525	15	2	1.71
	ALFRED MOORE	1	1	0	-	60	1	0	1.00
	PAUL GOODMAN	1	0	1	-	60	5	0	5.00
1940	PAUL GOODMAN	2	0	2	-	127	5	0	2.36
1941	SAM LOPRESTI	5	2	3	-	343	12	0	2.10
1942	SAM LOPRESTI	3	1	2	-	187	5	1	1.60
1944	MIKE KARAKAS	9	4	5	-	549	24	1	2.62
1946	MIKE KARAKAS	4	0	4	-	240	26	0	6.50
1953	AL ROLLINS	7	3	4	-	425	18	0	2.54
1959	GLENN HALL	6	2	4	-	360	21	0	3.50
1960	GLENN HALL	4	0	4	-	249	14	0	3.37
1961	GLENN HALL	12	8	4	-	772	27	2	2.10
1962	GLENN HALL	12	6	6	-	720	31	2	2.58
1963	GLENN HALL	6	2	4	-	360	25	0	4.17
1964	GLENN HALL	7	3	4	-	408	22	0	3.24
	DENIS DEJORDY	1	0	0	-	20	2	0	6.00
1965	GLENN HALL	13	7	6	-	760	28	1	2.21
	DENIS DEJORDY	2	0	1	-	80	9	0	6.75
1966	GLENN HALL	6	2	4	-	347	22	0	3.80
	DAVE DRYDEN	1	0	0	-	13	0	0	0.00
1967	DENIS DEJORDY	4	1	2	-	184	10	0	3.26
	GLENN HALL	3	1	2	-	176	8	0	2.73
1968	DENIS DEJORDY	11	5	6	-	662	34	0	3.08
1970	TONY ESPOSITO	8	4	4	-	480	27	0	3.38
1971	TONY ESPOSITO	18	11	7	-	1,151	42	2	2.19
1972	TONY ESPOSITO	5	2	3	-	300	16	0	3.20
	GARY SMITH	2	1	1	-	120	3	1	1.50
	GERRY DESJARDINS	1	1	0	-	60	5	0	5.00
1973	TONY ESPOSITO	15	10	5	-	895	46	1	3.08
	GARY SMITH	2	0	1	-	65	5	0	4.62
1974	TONY ESPOSITO	10	6	4	-	584	28	2	2.88
	MIKE VEISOR	2	0	1	-	80	5	0	3.75
1975	TONY ESPOSITO	8	3	5	-	472	34	0	4.32
	MICHEL DUMAS	1	0	0	-	19	1	0	3.16
1976	TONY ESPOSITO	4	0	4	-	240	13	0	3.25
1977	TONY ESPOSITO	2	0	2	-	120	6	0	3.00
1978	TONY ESPOSITO	4	0	4	-	252	19	0	4.52
1979	TONY ESPOSITO	4	0	4	-	243	14	0	3.46
1980	TONY ESPOSITO	6	3	3	-	373	14	0	2.25
	MIKE VEISOR	1	0	1	-	60	6	0	6.00
1981	TONY ESPOSITO	3	0	3	-	215	15	0	4.19
1982	TONY ESPOSITO	7	3	3	-	381	16	1	2.52
	MURRAY BANNERMAN	10	5	4	-	555	35	0	3.78
1983	TONY ESPOSITO	5	3	2	-	311	18	0	3.47
	MURRAY BANNERMAN	8	4	4	-	480	32	0	4.00
1984	MURRAY BANNERMAN	5	2	3	-	300	17	0	3.40
1985	MURRAY BANNERMAN	15	9	6	-	906	72	0	4.77
	WARREN SKORODENSKI	2	0	0	-	33	6	0	10.91
1986	MURRAY BANNERMAN	2	0	1	-	81	9	0	6.67
	BOB SAUVE	2	0	2	-	99	8	0	4.85
1987	BOB SAUVE	4	0	4	-	245	15	0	3.67

LEADERSHIP

PLAYERS

2013-14

OPPONENTS

TRADITION

RECORDS

PLAYOFFS

HISTORY

MINORS

NHL

MEDIA

GOALTENDERS YEAR-BY-YEAR

YEAR	PLAYER	GP	W	L	T	MINS	GA	SO	GAA
1988	DARREN PANG	4	1	3	-	240	18	0	4.50
	BOB MASON	1	0	1	-	60	3	0	3.00
1989	ALAIN CHEVRIER	16	9	7	-	1,013	44	0	2.61
	DARREN PANG	2	0	0	-	10	0	0	0.00
1990	ED BELFOUR	9	4	2	-	409	17	0	2.49
	JACQUES CLOUTIER	4	0	2	-	175	8	0	2.74
	GREG MILLEN	14	6	6	-	613	40	0	3.92
1991	ED BELFOUR	6	2	4	-	295	20	0	4.07
	DOMINIC HASEK	3	0	0	-	69	3	0	2.61
1992	ED BELFOUR	18	12	4	-	949	39	1	2.47
	DOMINIC HASEK	3	0	2	-	158	8	0	3.04
1993	ED BELFOUR	4	0	4	-	249	13	0	3.13
1994	ED BELFOUR	6	2	4	-	360	15	0	2.50
1995	ED BELFOUR	16	9	7	-	1,014	37	1	2.19
	JEFF HACKETT	2	0	0	-	26	1	0	2.31
1996	ED BELFOUR	9	6	3	-	666	23	1	2.07
	JEFF HACKETT	1	0	1	-	60	5	0	5.00
1997	JEFF HACKETT	6	2	4	-	345	25	0	4.35
	CHRIS TERRERI	2	0	0	-	44	3	0	4.09
2002	STEVE PASSMORE	3	0	2	-	138	7	0	2.61
	JOCELYN THIBAUT	3	1	2	-	159	6	0	2.64
2009	NIKOLAI KHABIBULIN	15	8	6	-	881	43	0	2.93
	CRISTOBAL HUET	3	1	2	-	130	7	0	3.23
	COREY CRAWFORD	1	0	0	-	16	1	0	3.75
2010	ANTTI NIEMI	22	16	6	-	1,322	58	2	2.63
	CRISTOBAL HUET	1	0	0	-	20	0	0	0.00
2011	COREY CRAWFORD	7	3	4	-	435	16	1	2.21
2012	COREY CRAWFORD	6	2	4	-	396	17	0	2.58
2013	COREY CRAWFORD	23	16	7	-	1,504	46	1	1.84
2014	COREY CRAWFORD	19	11	8	-	1,234	52	1	2.53

CURRENT PLAYERS IN **BOLD RED**.




COREY CRAWFORD 50

ALL-TIME GOALTENDER STATISTICS

NAME	GP	MIN	GA	SO	GAA	W	L	T	A	PIM
TONY ESPOSITO	99	6,017	308	6	3.07	45	53	-	0	0
ED BELFOUR	68	3,941	164	3	2.50	35	28	-	0	20
COREY CRAWFORD	56	3,584	132	3	2.21	32	23	-	2	0
GLENN HALL	69	4,152	197	5	2.85	31	38	-	0	2
MURRAY BANNERMAN	40	2,322	165	0	4.26	20	18	-	5	19
ANTTI NIEMI	22	1,322	58	2	2.63	16	6	-	0	2
CHARLIE GARDINER	21	1,472	35	5	1.43	12	6	3	0	0
MIKE KARAKAS	23	1,434	72	3	3.01	11	12	-	0	0
ALAIN CHEVRIER	16	1,013	44	0	2.61	9	7	-	1	0
NIKOLAI KHABIBULIN	15	881	43	0	2.93	8	6	-	0	0
GREG MILLEN	14	613	40	0	3.92	6	6	-	0	4
DENIS DEJORDY	18	946	55	0	3.49	6	9	-	0	0
AL ROLLINS	7	425	18	0	2.54	3	4	-	0	0
SAM LOPRESTI	8	530	17	1	1.92	3	5	-	0	0
JEFF HACKETT	9	432	31	0	4.31	2	5	-	0	0
ALFIE MOORE	1	60	1	0	1.00	1	0	-	0	0
GERRY DESJARDINS	1	60	5	0	5.00	1	0	-	0	4
GARY SMITH	4	185	8	1	2.59	1	2	-	0	0
CRISTOBAL HUET	4	150	7	0	2.80	1	2	-	0	0
JOCELYN THIBAUT	3	159	7	0	2.65	1	2	-	0	0
DARREN PANG	6	249	18	0	4.35	1	3	-	0	2
DAVE DRYDEN	1	13	0	0	0.00	0	0	-	0	0
MICHEL DUMAS	1	19	1	0	3.16	0	0	-	0	0
CHRIS TERRERI	2	44	3	0	4.11	0	0	-	0	2
WARREN SKORODENSKI	2	33	6	0	10.91	0	0	-	0	0
LORNE CHABOT	2	124	1	1	0.48	0	1	1	0	0
BOB MASON	1	60	3	0	3.00	0	1	-	0	0
HUGH LEHMAN	2	120	10	0	5.00	0	1	1	0	0
STEVE PASSMORE	3	138	6	0	2.62	0	2	-	0	0
JACQUES CLOUTIER	4	175	8	0	2.74	0	2	-	0	0
DOMINIK HASEK	6	226	11	0	2.92	0	2	-	1	0
MIKE VEISOR	3	140	11	0	4.71	0	2	-	0	0
PAUL GOODMAN	3	187	10	0	3.21	0	3	-	0	0
BOB SAUVE	6	344	23	0	4.01	0	6	-	0	0
EMPTY NET GOALS			24							
TOTALS	540	31,571	1,542	30	2.93	245	255	5	9	55

CURRENT BLACKHAWKS IN BOLD RED.

TONY
ESPOSITO 35



LEADERSHIP

PLAYERS

2013-14

OPPONENTS

TRADITION

RECORDS

PLAYOFFS

HISTORY

MINORS

NHL

MEDIA

SHUTOUTS AND PENALTY SHOTS

SHUTOUTS BY BLACKHAWKS

NO.	NAME	DATE	OPP	SCORE
1	CHARLES GARDINER	03/29/31	@ NYR	2-0
2	CHARLES GARDINER	03/31/31	@ NYR	1-0
3	CHARLES GARDINER	03/23/32	TOR	1-0
4	CHARLES GARDINER	03/28/34	@ MTL MA	3-0
5	CHARLES GARDINER	04/10/34	DET	1-0*
6	LORNE CHABOT	03/23/35	@ MTL MA	0-0
7	MIKE KARAKAS	03/24/38	MTL	4-0
8	MIKE KARAKAS	03/31/38	NYA	1-0*
9	SAM LOPRESTI	03/24/42	@ BOS	4-0
10	MIKE KARAKAS	03/26/44	DET	2-0
11	GLENN HALL	04/01/61	@ MTL	3-0
12	GLENN HALL	04/04/61	MTL	3-0
13	GLENN HALL	04/08/62	MTL	2-0
14	GLENN HALL	04/15/62	TOR	3-0
15	GLENN HALL	04/13/65	DET	4-0
16	TONY ESPOSITO	04/20/71	NYR	3-0
17	TONY ESPOSITO	05/13/71	MTL	2-0
18	GARY SMITH	04/08/72	@ PIT	2-0
19	TONY ESPOSITO	04/05/73	STL	1-0
20	TONY ESPOSITO	04/13/74	@ LAK	1-0
21	TONY ESPOSITO	04/16/74	LAK	1-0
22	TONY ESPOSITO	04/23/82	STL	2-0
23	ED BELFOUR	05/08/92	DET	1-0
24	ED BELFOUR	05/23/95	VAN	2-0
25	ED BELFOUR	04/19/96	CGY	3-0
26	ANTTI NIEMI	04/18/10	NSH	2-0
27	ANTTI NIEMI	04/22/10	@ NSH	3-0
28	COREY CRAWFORD	04/21/11	@ VAN	5-0
29	COREY CRAWFORD	05/07/13	@ MIN	3-0
30	COREY CRAWFORD	04/21/14	STL	2-0

* INDICATES OVERTIME GAME.

CAREER PLAYOFF SHUTOUT LEADERS

RK	NAME	SHUTOUTS
1	TONY ESPOSITO	6
2	GLENN HALL	5
	CHARLES GARDINER	5
4	ED BELFOUR	3
	MIKE KARAKAS	3
	COREY CRAWFORD	3
7	ANTTI NIEMI	2
8	LORNE CHABOT	1
	GARY SMITH	1
	SAM LOPRESTI	1

PENALTY SHOTS BY BLACKHAWKS

NAME	DATE	OPP	GOALIE	G/NG
VIRGIL JOHNSON	04/13/44	@ MTL	BILL DURNAN	NG
MIKE WALTON	04/20/79	NYI	GLENN RESCH	NG
PATRICK POULIN	05/09/95	TOR	FELIX POTVIN	NG
MICHAEL FROLIK	04/24/11	VAN	CORY SCHNEIDER	G
MICHAEL FROLIK	05/27/13	@ DET	JIMMY HOWARD	G

SHUTOUTS AGAINST BLACKHAWKS

NO.	NAME	DATE	OPP	SCORE
1	GEORGE HAINSWORTH	03/23/30	MTL	1-0
2	GEORGE HAINSWORTH	04/14/31	@ MTL	2-0
3	ALEX CONNELL	03/23/35	@ MTL MA	0-0
4	ALEX CONNELL	03/26/35	MTL MA	1-0*
5	ROY WORTERS	03/24/36	@ NYA	3-0
6	JACQUES PLANTE	04/04/53	MTL	3-0
7	JACQUES PLANTE	03/29/60	MTL	4-0
8	JACQUES PLANTE	03/31/60	MTL	2-0
9	TERRY SAWCHUK	03/31/64	@ DET	3-0
10	LORNE WORSLEY	04/20/65	@ MTL	2-0
11	CHARLIE HODGE	04/27/65	@ MTL	6-0
12	LORNE WORSLEY	05/01/65	@ MTL	4-0
13	ROGER CROSIER	04/10/66	DET	7-0
14	KEN DRYDEN	05/06/73	MTL	4-0
15	KEN DRYDEN	04/11/76	@ MTL	4-0
16	BILLY SMITH	04/18/79	@ NYI	1-0*
17	GLENN RESCH	04/20/79	NYI	4-0
18	DON EDWARDS	04/16/80	@ BUF	5-0
19	MIKE VERNON	05/02/89	@ CGY	3-0
20	JON CASEY	04/10/90	@ MIN	4-0
21	JON CASEY	04/12/91	MIN	6-0
22	TOM BARRASSO	05/30/92	PIT	1-0
23	CURTIS JOSEPH	04/21/93	STL	2-0
24	CURTIS JOSEPH	04/23/93	@ STL	3-0
25	FELIX POTVIN	04/20/94	@ TOR	1-0
26	FELIX POTVIN	04/26/94	@ TOR	1-0*
27	FELIX POTVIN	04/28/94	TOR	1-0
28	FELIX POTVIN	05/09/95	TOR	3-0
29	PATRICK ROY	04/16/97	@ COL	6-0
30	PATRICK ROY	04/24/97	@ COL	7-0
31	BRENT JOHNSON	04/20/02	@ STL	2-0
32	BRENT JOHNSON	04/21/02	STL	4-0
33	BRENT JOHNSON	04/23/02	STL	1-0
34	ROBERTO LUONGO	04/13/11	@ VAN	2-0
35	MIKE SMITH	04/23/12	PHX	4-0
36	JIMMY HOWARD	05/23/13	@ DET	2-0
37	TUUKKA RASK	06/11/13	@ BOS	2-0
38	JIMMY HOWARD	05/23/13	@ DET	2-0
39	ILYA BRYZGALOV	05/06/14	@ MIN	4-0

PENALTY SHOTS AGAINST BLACKHAWKS

NAME	DATE	OPP	GOALIE	G/NG
FRANK MAHOVLICH	05/16/71	@ MTL	TONY ESPOSITO	NG
BASIL MCRAE	04/06/91	MIN	ED BELFOUR	G
MARTIN ERAT	04/20/10	@ NSH	ANTTI NIEMI	G
ALEXANDRE BURROWS	04/26/11	@ VAN	COREY CRAWFORD	NG

BOLD TYPE INDICATES EVENT OCCURRED IN A STANLEY CUP FINAL GAME.
CURRENT BLACKHAWKS IN **BOLD RED**.

BLACKHAWKS STANLEY CUP PLAYOFF SERIES SUMMARY

Stanley Cup Championships	5	1934 vs. DET, 1938 vs. TOR, 1961 vs. DET, 2010 vs. PHI, 2013 vs. BOS
Final series	12	5-7
Semifinals/Conference Finals	32	12-20
Quarterfinals/Division Finals/Conference Semifinals	35	21-14
Preliminary series/Division Semifinals/Conference Quarterfinals	27	14-13
Two-game series	12	4-8
Three-game series	9	6-3
Four-game series	25	12-13
Five-game series	18	8-10
Six-game series	31	17-14
Seven-game series	12	6-6
Years in the playoffs	59	
Consecutive final series appearances	2	1961-62
Most consecutive playoff appearances	28	1969-97
Most consecutive wins in a playoff year	11	1991-92
Longest playoff losing streak	16	04/20/75 to 04/22/79

BLACKHAWKS PLAYOFF SERIES SITUATIONAL STATS

	RECORD	LAST IN...
When winning the first game of a playoff series	32-9	2014 vs. LAK
When losing the first game of a playoff series	19-41	2014 vs. LAK
When winning the first two games of a playoff series	22-2	2014 vs. MIN
When losing the first two games of a playoff series	5-33	2014 vs. STL
When splitting the first two games of a playoff series	23-16	2014 vs. LAK
When winning the first three games of a playoff series	12-0	2010 vs. SJS
When losing the first three games of a playoff series	0-18	2011 vs. VAN
When winning two of the first three games of a playoff series	24-8	2014 vs. MIN
When losing two of the first three games of a playoff series	12-20	2014 vs. LAK
When winning three of the first four games of a playoff series	16-0	2013 vs. LAK
When losing three of the first four games of a playoff series	1-12	2014 vs. LAK
When splitting the first four games of a playoff series	17-18	2014 vs. MIN
When winning three of the first five games of a playoff series	20-3	2014 vs. MIN
When losing three of the first five games of a playoff series	2-19	2014 vs. LAK
When facing elimination in a playoff series	28-49	2014 vs. LAK
Blackhawks series sweeps	10	2010 vs. SJS
Series sweeps against Blackhawks	18	1993 vs. STL

BLACKHAWKS STANLEY CUP PLAYOFFS GAME 7 RESULTS

DATE	RESULT	SERIES	LOCATION
04/07/53	Montreal 4, Chicago 1	Semifinals	@ MTL
04/09/64	Detroit 4, Chicago 2	Semifinals	CHI
04/15/65	Chicago 4, Detroit 2	Semifinals	@ DET
05/01/65	Montreal 4, Chicago 0	Final	@ MTL
05/02/71	Chicago 4, NY Rangers 2	Semifinals	CHI
05/18/71	Montreal 3, Chicago 2	Final	CHI
04/16/90	Chicago 5, Minnesota 2	Division Semifinals	CHI
04/30/90	Chicago 8, St. Louis 2	Division Finals	CHI
05/19/95	Chicago 5, Toronto 2	Conference Quarterfinals	CHI
04/26/11	Vancouver 2, Chicago 1 (OT)	Conference Quarterfinals	@ VAN
05/29/13	Chicago 2, Detroit 1 (OT)	Conference Semifinals	CHI
06/01/14	Los Angeles 5, Chicago 4 (OT)	Conference Final	CHI

LEADERSHIP

PLAYERS

2013-14

OPPONENTS

TRADITION

RECORDS

PLAYOFFS

HISTORY

MINORS

NHL

MEDIA

INDIVIDUAL PLAYOFF RECORDS

GAMES

Most games

155 STAN MIKITA

MOST PLAYOFF GOALS

Career	62	BOBBY HULL		
Power-play goals in career	22	BOBBY HULL		
		DENIS SAVARD		
Overtime goals in career	4	PATRICK KANE		
In a quarterfinal or semifinal series	8	BOBBY HULL	DET	1963 (5 games)
		BOBBY HULL	DET	1965 (7 games)
Overtime goals in a playoff series	2	DARRYL SUTTER	MIN	1985
		CHRIS CHELIOS	VAN	1995
Shorthanded goals in a playoff series	3	WAYNE PRESLEY	DET	1989
Most three-goal games in a playoff series	2	DOUG BENTLEY	DET	1944
Longest game goal-scoring streak	6	BOBBY HULL	DET	04/09/64 to 04/01/65
		STEVE LARMER	DET/STL	04/11/89 to 04/24/89
In a period	3	DIRK GRAHAM	PIT	06/01/92 (1st)
Power-play goals in a period	2	BOBBY HULL	@ PHI	04/10/71 (3rd)
		PIT MARTIN	STL	04/04/73 (3rd)
		DENIS SAVARD	STL	04/19/82 (1st)
		CHRIS CHELIOS	STL	04/20/92 (1st)
		JONATHAN TOEWS	@ VAN	05/07/10 (2nd)
		PATRICK SHARP	VAN	04/19/11 (3rd)
Game	4	DENIS SAVARD	TOR	04/10/86
		TONY AMONTE	TOR	04/23/94
By a defenseman in one game	3	GARY SUTER	TOR	04/24/94
In a playoff year	12	DARRYL SUTTER		1985 (15 games)
		JEREMY ROENICK		1992 (18 games)
By a rookie in a playoff year	11	JEREMY ROENICK		1980 (20 games)
By a defenseman in a playoff year	6	CHRIS CHELIOS		1992 (18 games)
Power-play goals in a playoff year	6	BOBBY HULL		1971 (18 games)
Shorthanded goals in a playoff year	3	WAYNE PRESLEY		1989
Overtime goals in a playoff year	2	BRENT SEABROOK		2015
		HAROLD MARCH		1934
		DARRYL SUTTER		1985
		CHRIS CHELIOS		1995
		PATRICK KANE		2014
Three-goal games in a playoff year	2	DOUG BENTLEY		1944
		PIT MARTIN		1973

MOST PLAYOFF ASSISTS

Career	91	STAN MIKITA		
In a quarterfinal or semifinal series	10	STAN MIKITA	MTL	1962 (6 games)
Consecutive playoff games with an assist in a playoff year	7	DENIS SAVARD		04/06/89 to 04/20/89
		JONATHAN TOEWS		04/22/10 to 05/07/10
Most consecutive playoff games with 1+ assists	8	DOUG WILSON		05/04/82 to 04/15/83
Most assists by a goalie in a playoff year	2	MURRAY BANNERMAN		1985
		COREY CRAWFORD		2011
In a period	3	PAT STAPLETON	@ MTL	04/29/73 (1st)
		CHRIS CHELIOS	EDM	05/18/92 (3rd)
In a game	5	STAN MIKITA	STL	04/04/73
In a playoff year	22	JONATHAN TOEWS		2010 (22 games)
In a playoff year, by a defenseman	15	PAT STAPLETON		1973 (16 games)
		CHRIS CHELIOS		1992 (18 games)
		DUNCAN KEITH		2010 (22 games)

CURRENT PLAYERS IN **BOLD RED**.

INDIVIDUAL PLAYOFF RECORDS

MOST PLAYOFF POINTS

Period	3	HELD BY MANY PLAYERS		
Game	5	STAN MIKITA	STL (5A)	04/04/73
		STEVE LARMER	STL (1G, 4A)	04/30/90
		JONATHAN TOEWS	@ VAN (3G, 2A)	05/07/10
In a playoff year	29	DENIS SAVARD	9G, 20A	1985
		JONATHAN TOEWS	7G, 22A	2010
By a defenseman	21	CHRIS CHELIOS	6G, 15A	1992
By a rookie	18	JEREMY ROENICK	11G, 7A	1990
Career	150	STAN MIKITA	59G, 91A	
Longest point streak	13	STAN MIKITA	7G, 17A	04/14/61 to 04/19/62
		JONATHAN TOEWS	7G, 18A	04/22/10 to 05/23/10
Consecutive games scoring a point in a playoff year	13	JONATHAN TOEWS	7G, 18A	04/22/10 to 05/23/10
By a line in a playoff year	55	DENNIS HULL	9G, 15A	1973
		JIM PAPPIN	8G, 7A	
		PIT MARTIN	10G, 6A	
Points in a quarterfinal or semifinal series	13	STAN MIKITA	3G, 10A	MTL, 1962
		BOBBY HULL	8G, 5A	DET, 1965
		DENIS SAVARD	4G, 9A	DET, 1989

PLAYOFF PENALTY RECORDS

Minutes in a playoff period	35	AL SECORD	@ STL	04/09/83 (2nd)
			Major, Misconduct, 2 Game Misconducts	
Minutes in a playoff game	37	AL SECORD	@ STL	04/09/83
			Major, Minor, Misconduct, 2 Game Misconducts	
Minutes in a playoff year	84	DAVE MANSON		1989

QUICKEST

Goal from start of playoff game	0:09	KEN WHARRAM	@ TOR	04/13/67
Two goals by one player in a playoff game	0:18	DICK REDMOND	STL	04/04/73 (15:02, 15:20)
Three goals by one player in a playoff game	7:11	DICK REDMOND	STL	04/04/73 (15:02, 15:20 of 1st, 2:13 of 2nd)

GOALTENDER RECORDS IN PLAYOFFS

Consecutive wins in a playoff year	11	ED BELFOUR	1992	
Most minutes played in a playoff year	1,504	COREY CRAWFORD	2013 (23 games)	
Longest shutout sequence	17:50	GLENN HALL	03/28/61 (15:36) to 04/01/61 (60:00)	
			04/04/61 (60:00) to 04/06/61 (36:14)	

CURRENT PLAYERS IN **BOLD RED**.

TEAM PLAYOFF RECORDS

BLACKHAWKS STANLEY CUP PLAYOFFS OVERTIME RECORD

	OVERALL				HOME				ROAD			
	GP	W	L	T	GP	W	L	T	GP	W	L	T
1ST OVERTIME	68	36	31	1	33	19	13	1	35	17	18	0
2ND OVERTIME	17	9	8	0	11	7	4	0	6	2	4	0
3RD OVERTIME	8	4	3	1	3	2	1	0	5	2	2	1
TOTAL	93	49	42	2	47	28	18	1	46	21	24	1

MOST GOALS SCORED BY BLACKHAWKS IN THE PLAYOFFS

In a period	5	NYR	04/11/68	3rd
		@ MTL	05/08/73	2nd
		MIN	04/21/85	2nd
		EDM	05/12/85	1st
Shorthanded	2	MTL	05/03/73	WHITE, MIKITA; 1st
Power-play	3	@ VAN	05/07/10	TOEWS (2), SHARP ; 2nd
In a game	9	DET	04/10/85	
Shorthanded	2	MTL	05/03/73	WHITE, MIKITA
		MIN	04/20/83	WILSON, PATERSON
		@ DET	04/11/89	PRESLEY, KONROYD
Power-play	5	@ EDM	05/14/85	

MOST GOALS AGAINST BLACKHAWKS IN THE PLAYOFFS

In a period	5	@ MTL	04/18/68	3rd
		@ BOS	04/28/74	2nd
		BUF	04/20/75	3rd
		MIN	04/08/91	1st
		LAK	05/21/14	3rd
Shorthanded	2	@ EDM	04/24/83	3rd
Power-play	3	@ MIN	04/08/91	
In a game	11	@ EDM	05/04/85	
Shorthanded	2	@ EDM	04/24/83	
		MIN	04/12/91	
Power-play	5	MIN	04/12/91	
		@ COL	04/24/97	

TWO-TEAM TOTAL GOAL RECORDS FOR PLAYOFF GAMES

In a period	8	MTL	05/08/73	2nd
Power-play goals in a period	4	@ DET	04/04/65	3rd
		@ EDM	05/14/85	1st
		MIN	04/16/90	2nd
		@ MIN	04/08/91	1st
		@ VAN	05/07/10	2nd
In a game	15	CHI 8 @ MTL 7	05/08/73	
		CHI 5 @ EDM 10	05/14/85	
Shorthanded goals in a game	2	MTL	05/03/73	
		MIN	04/20/83	
		@ DET	04/11/89	
		NSH	04/24/10	
Power-play goals in a game	7	CHI 5, EDM 2	05/14/85	

CURRENT PLAYERS IN **BOLD RED**.

MOST ASSISTS FOR AND AGAINST IN THE PLAYOFFS

In a period	9	EDM	05/12/85 (1st)
In a period, by an opponent	10	@ MIN	04/08/91 (1st)
Game	16	DET	04/13/85
Game, by an opponent	19	@ EDM	05/04/85

MOST POINTS FOR AND AGAINST IN THE PLAYOFFS

Points in a game	24	DET	04/13/85 (8G, 16A)
Points in a game, by an opponent	30	@ EDM	05/04/85 (11G, 19A)

BLACKHAWKS PLAYOFF SERIES RECORDS

TWO-GAME SERIES

Most goals	6	MTL MAROONS	1934
Fewest goals	0	MTL MAROONS	1935
Most goals, both teams	15	BOS 10, CHI 5	1927
Fewest goals, both teams	1	MTL MAROONS 1, CHI 0	1927

THREE-GAME SERIES

Most goals	23	DET	1985
Fewest goals	5	NY AMERICANS	1938
Most goals, both teams	31	CHI 23, DET 8	1985
Fewest goals, both teams	10	NY AMERICANS 5, CHI 5	1938

FOUR-GAME SERIES

Most goals	21	EDM	1992
Fewest goals	3	MTL	1976
		NYI	1979
Most goals, both teams	36	EDM 25, CHI 11	1983
Fewest goals, both teams	16	CHI 9, DET 7	1934
		MTL 13, CHI 3	1976

FIVE-GAME SERIES

Most goals	22	STL	1973
		MIN	1983
Fewest goals	5	STL	2002
Most goals, both teams	38	CHI 22, MIN 16	1983
		CHI 17, STL 21	1988
Fewest goals, both teams	17	CHI 10, LAK 7	1974

SIX-GAME SERIES

Most goals	33	MIN	1985
Fewest goals	10	DET	1966
		TOR	1994
Most goals, both teams	69	EDM 44, CHI 25	1985
Fewest goals, both teams	25	CHI 10, NYR 15	1994

SEVEN-GAME SERIES

Most goals	28	STL	1990
Fewest goals	12	MTL	1965
Most goals, both teams	51	LAK 28, CHI 23	2014
Fewest goals, both teams	30	MTL 18, CHI 12	1965
Most shorthanded goals in one playoff year	7		1989
Most shorthanded goals in a series	4	DET	1989
Most shorthanded goals in a series, both teams	4	CHI 4, DET 0	1989

LEADERSHIP

PLAYERS

2013-14

OPPONENTS

TRADITION

RECORDS

PLAYOFFS

HISTORY

MINORS

NHL

MEDIA

TEAM PLAYOFF RECORDS

SHOTS BY A BLACKHAWKS TEAM

Most shots in a period	24	DET	04/14/61	3rd
	24	BUF	04/20/80	2nd
Fewest shots in a period	1	@ LAK	04/13/74	1st
		@ BOS	04/19/78	3rd
		@ BUF	04/16/80	1st
		@ DET	06/10/95	3rd
		STL	04/21/02	3rd
Most shots in a game	49	TOR	04/15/67	12-15-22
Fewest shots in a game	10	@ LAK	04/13/74	
Most shots in an overtime period	14	CGY	04/11/81	
	14	COL	04/20/97	
Most shots in an overtime game	65	CGY	04/11/81	14-19-15-14-3

SHOTS AGAINST A BLACKHAWKS TEAM

Most shots in a period	26	MTL	03/28/61	1st
Fewest shots in a period	1	STL	04/23/02	1st
Most shots in a game	56	@ BOS	04/11/75	
Fewest shots in a game	13	STL	04/10/73	
Most shots in an overtime period	16	DET	06/06/91	
		COL	04/20/97	

PENALTY RECORDS IN THE PLAYOFFS

Penalties in a period	15	VAN	05/06/82	1st
Penalty minutes in a period	83	VAN	05/06/82	1st
Penalties in a period, both teams	28	VAN (13)	05/06/82	1st
Penalty minutes in a period, both teams	164	VAN (81)	05/06/82	1st
Penalty minutes in a game	104	CGY	05/06/89	
Most penalties in a game	22	MIN	04/10/91	
Penalty minutes in a game, both teams	188	VAN	04/29/82	VAN 106, CHI 82
Penalties in a playoff series	91	MIN	1991	
Penalty minutes in a playoff series	280	MIN	1991	
Penalty minutes in a playoff series, both teams	560	VAN	1982	VAN 285, CHI 275

QUICKEST

Goal from start of game	0:09	@ TOR	04/13/67	WHARRAM
Two goals in a game	0:10	STL	04/20/90	3rd period
Two goals in a game, by an opponent	0:05	@ DET	04/11/65	MURRAY (8:37), THOMAS (8:47)
				2nd period
				NORM ULLMAN (17:35, 17:40)
Two goals in a game, by defensemen on one team	0:17	VAN	04/19/11	2nd period
				CAMPBELL (5:38), KEITH (5:35)
Three goals in a game	1:25	CGY	04/21/96	2nd period
				AMONTE (1:52), WEINRICH (2:29), B. SUTTER (3:17)
Three goals in a game, by an opponent	1:29	@ TOR	04/07/38	3rd period
				DRILLON (9:40), PARSONS (10:29, 11:09)

OVERTIME GAMES

Longest	53:50	@ MTL	04/09/31	GWG
Longest, home	52:12	MTL	03/26/61	CY WENT WORTH
Longest, away	53:50	@ MTL	04/09/31	MURRAY BALFOUR
Shortest	0:12	CGY	04/16/09	CY WENT WORTH
		@ PIT	04/09/72	MARTIN HAVLAT
		CGY	04/16/09	PIT MARTIN
Shortest, home	0:12	@ PIT	04/09/72	MARTIN HAVLAT
Shortest, away	0:12	@ PIT	04/09/72	PIT MARTIN
Most overtime games in one playoff year	7	1995, 2013, 2014		

SHUTOUTS FOR AND AGAINST IN THE PLAYOFFS

Total for	30	19 home, 11 away
Total against	38	16 home, 22 away
Most for in a playoff year	2	1931, 1934, 1935, 1938, 1961, 1962, 1971, 1974, 2010
Most against in a playoff year	3	1965, 1994, 2002

SHUTOUTS IN THE PLAYOFFS

Longest shutout sequence	171:50	GLENN HALL	1961
Opponents longest shutout sequence	207:44	STL	2002
Largest shutout at home	4-0	MTL	03/24/38
		DET	04/13/65
Largest shutout on road	5-0	@ VAN	04/21/11
Largest shutout against at home	7-0	DET	04/10/66
Largest shutout against on road	7-0	@ COL	04/24/97

BLACKHAWKS STANLEY CUP-WINNING GOALS

YEAR	PLAYER	OPPONENT	TIME	SCORE	SERIES WIN
1934	HAROLD "MUSH" MARCH	DET	30:05, overtime	1-0	3-1
1938	CARL VOSS	TOR	16:45, 2nd period	4-1	3-1
1961	AB McDONALD	DET	18:49, 2nd period	5-1	4-2
2010	PATRICK KANE	PHI	4:06, overtime	4-3	4-2
2013	DAVE BOLLAND	BOS	19:01, 3rd period	3-2	4-2

CURRENT PLAYERS IN **BOLD RED**.



PLAYOFF COACHING LEDGER



COACH	PLAYOFF GAMES	WON	LOST	TIED	PCT.	SERIES RECORD	CUP WINS	YEARS
JOEL QUENNEVILLE	94	57	37	-	.606	12-4	2	2009-
BILL REAY	117	57	60	-	.487	10-12		1963-77
MIKE KEENAN	60	33	27	-	.550	7-4		1988-92
RUDY PILOUS	40	18	22	-	.450	3-4	1	1957-63
BOB PULFORD	45	17	28	-	.378	4-6		1977-85
DARRYL SUTTER	26	11	15	-	.423	2-3		1992-95
ORVAL TESSIER	18	9	9	-	.500	2-2		1982-85
CRAIG HARTSBURG	16	8	8	-	.500	1-2		1996-98
BILL STEWART	10	7	3	-	.700	3-0	1	1937-39
PAUL THOMPSON	19	7	12	-	.368	2-4		1938-45
TOM GORMAN	8	6	1	1	.812	3-0	1	1933-34
DICK IRVIN	9	5	3	1	.611	2-1		1930-32
SID ABEL	7	3	4	-	.428	0-1		1952-54
EDDIE JOHNSTON	7	3	4	-	.428	1-1		1979-80
BILL TOBIN	4	1	2	1	.375	0-2		1929-32
CLEM LOUGHLIN	4	1	2	1	.375	0-2		1934-37
BRIAN SUTTER	5	1	4	-	.200	0-1		2001-02
BOB MURDOCH	5	1	4	-	.200	0-1		1987-88
PETER MULDOON	2	0	1	1	.250	0-1		1926-27
BILL WHITE	2	0	2	-	.000	0-1		1976-77
KEITH MAGNUSON	3	0	3	-	.000	0-1		1980-82
JOHN GOTTSSELIG	4	0	4	-	.000	0-1		1944-48
TOTALS	505	245	255	5	.485	52-55	5	



April 10, 1934

HAROLD "MUSH" MARCH breaks a scoreless tie in overtime of Game 4 of the 1934 Stanley Cup Final against Detroit. The history-making shot against Red Wings goaltender Wilf Cude won the first Cup in Blackhawks history.

March 28-30, 1944

MAX BENTLEY scores a hat trick in consecutive games, marking the first two playoff hat tricks in team history and helping the Blackhawks clinch their Stanley Cup Semifinals series against Detroit.

April 4, 1961

With a 3-0 shutout from **GLENN HALL**, the Blackhawks defeat the Montreal Canadiens, who ousted them from their previous two playoffs, in the semifinals en route to winning the 1961 Stanley Cup championship.

April 14, 1968

Head Coach **BILLY REAY** becomes the winningest coach in Blackhawks playoff history with a 2-1 victory in New York against the Rangers, passing **RUDY PILOUS**. Reay's 57 career playoff wins share first in franchise history with **JOEL QUENNEVILLE**.

May 10, 1973

PIT MARTIN scores the first hat trick in Blackhawks Stanley Cup Final history in a 6-4 loss to Montreal, the deciding game of the series.

April 23, 1982

Goaltender **TONY ESPOSITO** earns his sixth career playoff shutout, a franchise record, as the Blackhawks defeat St. Louis in the division finals of the 1982 playoffs.

April 24, 1992

The Blackhawks defeat the St. Louis Blues 5-3 at St. Louis Arena, the first of a franchise-record 11 straight playoff victories. The Blackhawks go on to win the Campbell Conference championship.

April 28, 1994

The Blackhawks play their final game at Chicago Stadium, dropping the Western Conference Quarterfinal series against Toronto with a 6-4 loss in Game 6.

May 25-27, 1995

CHRIS CHELIOS scores the overtime game-winning goal in consecutive contests to help the Blackhawks sweep the Vancouver Canucks in their conference semifinals series.

LEADERSHIP

PLAYERS

2013-14

OPPONENTS

TRADITION

RECORDS

PLAYOFFS

HISTORY

MINORS

NHL

MEDIA

PLAYOFF MOMENTS

April 16, 2009

MARTIN HAVLAT's game-winner 12 seconds into overtime ties a franchise record for fastest postseason overtime goal as the Blackhawks defeat the Calgary Flames 3-2 for their first Stanley Cup Playoffs victory in seven years.

May 11, 2009

PATRICK KANE records his first career hat trick, pushing the Blackhawks into the Western Conference Final with a series-clinching 7-5 win over Vancouver in Game 6 at the United Center.

April 24, 2010

Down one goal and facing elimination, **PATRICK KANE** scores a shorthanded tally against the Nashville Predators with 14 seconds left in regulation to force overtime. **MARIAN Hossa** puts in the game-winning goal seconds after serving a major penalty, and the Blackhawks go on to defeat Nashville in six games.

May 5-7, 2010

DUSTIN BYFUGLIEN and **JONATHAN TOEWS** record back-to-back hat tricks while on the road in Vancouver, leading the Blackhawks to an eventual 4-2 conference semifinals win over the Canucks for the second year in a row.

May 16, 2010

Rookie goalie **ANTTI NIEMI** deflects 44 of 45 shots as the Blackhawks beat the San Jose Sharks 2-1 in Game 1 of the Western Conference Final. Niemi earns the First Star of the Game and will eventually stop 129 of 136 shots during the series, helping Chicago sweep the No. 1 seed from the West and advance to the Stanley Cup Final for the first time since 1992.

June 9, 2010

Just 4:06 into overtime in Game 6 of the Stanley Cup Final, **PATRICK KANE** scores what turns out to be the game- (and Cup-) winning goal, but only he seems to know that the puck is in the net. The goal light at the Wachovia Center in Philadelphia is never triggered, but replays confirm Kane's goal, and the Chicago Blackhawks clinch their first Stanley Cup since 1961.

April 24, 2011

First-year forward **BEN SMITH** finds the back of the net at 15:30 of overtime in Game 6 of the conference quarterfinals, forcing Game 7 against the Canucks, who had previously held a 3-0 series lead over the Blackhawks. On the play, a long shot by defenseman **NIKLAS HJALMARSSON** is parried away by Vancouver goaltender Roberto Luongo, and Smith backhands the rebound in for his third goal of the postseason.

April 12-21, 2012

By forcing overtime in the first five games of the 2012 Western Conference Quarterfinals, the Chicago-Phoenix series becomes the second in NHL history to have five consecutive tilts decided in extra time, after the 1951 Stanley Cup Final between Toronto and Montreal went to overtime in all five games. Additionally, the Blackhawks become the first team in league history to have seven straight playoff matchups end in overtime, dating back to Game 6 of the 2011 Western Conference Quarterfinals against Vancouver. After scoring game-tying goals with less than 15 seconds remaining in regulation in Games 1 and 2, Chicago also becomes the first team in NHL history to do so in consecutive games of a postseason series. Rookie **BRANDON SAAD**, 19, becomes the youngest Blackhawk skater to make his playoff debut since Dean McAmmond (18y, 312d) on April 22, 1992, when he suits up for Game 4 on April 19. Rookie **BRANDON BOLLIG** becomes the first Blackhawks player to record a postseason goal as his first NHL point since Warren Rychel (April 6, 1991 vs. MIN).

May 27, 2013

With the Blackhawks carrying a 3-2 lead over the Detroit Red Wings in Game 6 of the Western Conference Semifinals, **MICHAEL FROLIK** earns a penalty shot after being tripped on a breakaway. He scores, becoming the first player in NHL history to convert two penalty shots in the Stanley Cup Playoffs. Frolík's first successful attempt was against Cory Schneider of the Vancouver Canucks on April 24, 2011, in Game 6 of the conference quarterfinals.

May 29, 2013

BRENT SEABROOK scores at 3:35 of overtime to lift the Blackhawks over the Detroit Red Wings 2-1 in Game 7 of the conference semifinals, marking the first time in franchise history that the team has recovered from a 3-1 series deficit to reach the next round.

June 8, 2013

In Game 5 of the Western Conference Final, **PATRICK KANE** collects his second career hat trick (both have occurred in the playoffs) to lead the Blackhawks to a 4-3 overtime victory over the Los Angeles Kings. Kane scores twice in regulation, then notches the game-winner at 11:40 of the second overtime period off a pass from **JONATHAN TOEWS**. The Blackhawks win the series 4-1 to claim their third Western Conference title (1992, 2010) and advance to the Stanley Cup Final.

LEADERSHIP

PLAYERS

2013-14

OPPONENTS

TRADITION

RECORDS

PLAYOFFS

HISTORY

MINORS

NHL

MEDIA

June 12, 2013

The opening game of the 2013 Stanley Cup Final is an instant classic, as the Blackhawks edge the Boston Bruins 4-3 in triple overtime to take a 1-0 lead in the series. **ANDREW SHAW** scores the game-winner after 52:08 of extra hockey when the puck deflects off his shinpad and past Tuukka Rask. The game marks the third-longest playoff game in franchise history and the fifth-longest game ever played in the Stanley Cup Final.

June 19, 2013

Down 2-1 to Boston in the Stanley Cup Final, the Blackhawks engage the Bruins in a wild shootout in Game 4 at TD Garden. Ten different scorers account for 11 goals between the two teams, the last of which is **BRENT SEABROOK**'s goal at 9:51 of overtime to give Chicago a 6-5 win. Seabrook's tally sets a franchise record for career overtime goals (regular and postseason).

June 24, 2013

The Blackhawks score two goals in 17 seconds in the final 1:16 of Game 6 in Boston, turning a 2-1 deficit into a 3-2 victory and clinching the organization's fifth Stanley Cup. With Chicago's goaltender pulled, **BRYAN BICKELL** takes a feed from **JONATHAN TOEWS** and jams the puck past Tuukka Rask to tie the game at 18:44 of the third period. **DAVE BOLLAND** scores the game-winning goal on a rebound at 19:01, the latest timestamp in league history for a Stanley Cup-winning goal in a regulation game. **PATRICK KANE** is named the 2013 Conn Smythe Trophy winner after recording a team-leading 19 points (9G, 10A) in 23 games.

April 21-27, 2014

JONATHAN TOEWS became the 24th player in NHL history to score at least three game-winning goals in a series, after netting the GWG in Games 3, 5 and 6 against the St. Louis Blues in the Western Conference First Round. Toews and **PATRICK KANE** finish the postseason sharing the NHL lead with 4 GWG apiece. Toews currently paces the Blackhawks' all-time list and shares sixth among active NHLers with 10 career playoff GWG.

May 2-4, 2014

MARIAN HOSSA records back-to-back three-point efforts in Games 1 and 2 of the Western Conference Second Round against the Minnesota Wild (1G, 5A), becoming the second player to accomplish that feat for the Blackhawks since 1995. **JONATHAN TOEWS** previously posted consecutive three-point games in Games 3 and 4 of the 2010 Western Conference Semifinals vs. Vancouver.

May 13, 2014

PATRICK KANE nets the series-clinching goal 9:42 into overtime in Game 6 of the Western Conference Second Round vs. Minnesota, marking his fourth career overtime/postseason goal; he currently holds the franchise record and shares fourth in league history with four playoff OT goals. With the 2-1 victory, Chicago advances to the Western Conference Final for the fourth time in five years.

May 28, 2014

MICHAEL HANDZUS nets his second career postseason game-winner with a goal 2:04 into the second overtime period to give Chicago a 5-4 win over the Los Angeles Kings in Game 5 of the Western Conference Final. **PATRICK KANE** posts a playoff career-high four points (4A), and **BRANDON SAAD** notches a postseason career-high three points (1G, 2A).

May 30, 2014

The Blackhawks overcome a 3-2 third-period deficit at Los Angeles to win 4-3 and even the series at 3-3, forcing Game 7 after falling behind 3-1 in the series. The game marks the second straight contest in which Chicago rallied from a third-period deficit; they are only the fourth team in Stanley Cup Playoffs history to win consecutive elimination games when trailing in the third period. With the win, Head Coach **JOEL QUENNEVILLE** now shares first in franchise history with 57 postseason wins (B. Reay) and shares fourth in league history with 99 career postseason victories.

LEADERSHIP

PLAYERS

2013-14

OPPONENTS

TRADITION

RECORDS

PLAYOFFS

HISTORY

MINORS

NHL

MEDIA

UNITED



SM

Blackhawks friendly

© 2014 United Airlines, Inc. All rights reserved.

Proud to be the Official Airline
of the Chicago Blackhawks.
fly the friendly skies™





CHICAGO BLACKHAWKS

HISTORY

SEASON-BY-SEASON RECORD

LEADERSHIP
PLAYERS
2013-14
OPPONENTS
TRADITION
RECORDS
PLAYERS
HISTORY
MINORS
NHL
MEDIA

YEAR	COACH	GC	W	L	T	OTL	DIV. RK	GF	GA	PTS
1926-27	PETER MULDOON	44	19	22	3	-	3	115	116	41
1927-28	BARNEY STANLEY	23	4	17	2	-	-	32	61	10
	HUGH LEHMAN	21	3	17	1	-	-	36	73	7
	TOTALS	44	7	34	3	-	5	68	134	17
1928-29	HERB GARDINER	44	7	29	8	-	5	33	85	22
1929-30	TOM SHAUGHNESSY	21	10	8	3	-	-	61	53	23
	BILL TOBIN	23	11	10	2	-	-	56	58	24
	TOTALS	44	21	18	5	-	2	117	111	47
1930-31	DICK IRVIN	44	24	17	3	-	2	108	78	51
1931-32	DICK IRVIN	5	3	1	1	-	-	9	6	7
	BILL TOBIN	43	15	18	10	-	-	77	95	40
	TOTALS	48	18	19	11	-	2	86	101	47
1932-33	EMIL IVERSON	21	8	7	6	-	-	38	39	22
	GODFREY MATHESON	2	0	2	0	-	-	3	7	0
	TOM GORMAN	25	8	11	6	-	-	47	55	22
	TOTALS	48	16	20	12	-	4	88	101	44
1933-34	TOM GORMAN	48	20	17	11	-	2	88	83	51
1934-35	CLEM LOUGHLIN	48	26	17	5	-	2	118	88	57
1935-36	CLEM LOUGHLIN	48	21	19	8	-	3	93	92	50
1936-37	CLEM LOUGHLIN	48	14	27	7	-	4	99	131	35
1937-38	BILL STEWART	48	14	25	9	-	3	97	139	37
1938-39	BILL STEWART	21	8	10	3	-	-	50	54	19
	PAUL THOMPSON	27	4	18	5	-	-	41	78	13
	TOTALS	48	12	28	8	-	7	91	132	32
1939-40	PAUL THOMPSON	48	23	19	6	-	4	112	120	52
1940-41	PAUL THOMPSON	48	16	25	7	-	5	112	139	39
1941-42	PAUL THOMPSON	48	22	23	3	-	4	145	155	47
1942-43	PAUL THOMPSON	50	17	18	15	-	5	179	180	49
1943-44	PAUL THOMPSON	50	22	23	5	-	4	178	187	49
1944-45	PAUL THOMPSON	42	9	27	6	-	-	108	162	24
	JOHN GOTTSLEUG	8	4	3	1	-	-	33	32	9
	TOTALS	50	13	30	7	-	5	141	194	33
1945-46	JOHN GOTTSLEUG	50	23	20	7	-	3	200	178	53
1946-47	JOHN GOTTSLEUG	60	19	37	4	-	6	193	274	42
1947-48	JOHN GOTTSLEUG	28	7	19	2	-	-	93	124	16
	CHARLES CONACHER	32	13	15	4	-	-	102	101	30
	TOTALS	60	20	34	6	-	6	195	225	46
1948-49	CHARLES CONACHER	60	21	31	8	-	5	173	211	50
1949-50	CHARLES CONACHER	70	22	38	10	-	6	203	244	54
1950-51	EBBIE GOODFELLOW	70	13	47	10	-	6	171	280	36
1951-52	EBBIE GOODFELLOW	70	17	44	9	-	6	158	241	43
1952-53	SID ABEL	70	27	28	15	-	4	169	175	69
1953-54	SID ABEL	70	12	51	7	-	6	133	242	31
1954-55	FRANK EDDOLLS	70	13	40	17	-	6	161	235	43
1955-56	DICK IRVIN	70	19	39	12	-	6	155	216	50
1956-57	TOM IVAN	70	16	39	15	-	6	169	225	47
1957-58	TOM IVAN	33	10	17	6	-	-	55	81	26
	RUDY PILOUS	37	14	22	1	-	-	108	121	29
	TOTALS	70	24	39	7	-	5	163	202	55
1958-59	RUDY PILOUS	70	28	29	13	-	3	197	208	69
1959-60	RUDY PILOUS	70	28	29	13	-	3	191	180	69
1960-61	RUDY PILOUS	70	29	24	17	-	3	198	180	75
1961-62	RUDY PILOUS	70	31	26	13	-	3	217	186	75
1962-63	RUDY PILOUS	70	32	21	17	-	2	194	178	81
1963-64	BILL REAY	70	36	22	12	-	2	218	169	84
1964-65	BILL REAY	70	34	28	8	-	3	224	176	76
1965-66	BILL REAY	70	37	25	8	-	2	240	187	82
1966-67	BILL REAY	70	41	17	12	-	1	264	170	94
1967-68	BILL REAY	74	32	26	16	-	4	212	222	80
1968-69	BILL REAY	76	34	33	9	-	6	280	246	77
1969-70	BILL REAY	76	45	22	9	-	1	250	170	99

SEASON-BY-SEASON RECORD

YEAR	COACH	GC	W	L	T	OTL	DIV. RK	GF	GA	PTS
1970-71	BILL REAY	78	49	20	9	-	1	277	184	107
1971-72	BILL REAY	78	46	17	15	-	1	256	166	107
1972-73	BILL REAY	78	42	27	9	-	1	284	225	93
1973-74	BILL REAY	78	41	14	23	-	2	272	164	105
1974-75	BILL REAY	80	37	35	8	-	3	268	241	82
1975-76	BILL REAY	80	32	30	18	-	1	254	261	82
1976-77	BILL REAY	34	10	19	5	-	-	105	128	25
	BILL WHITE	46	16	24	6	-	-	135	170	38
	TOTALS	80	26	43	11	-	3	240	298	63
1977-78	BOB PULFORD	80	32	29	19	-	1	230	220	83
1978-79	BOB PULFORD	80	29	36	15	-	1	244	277	73
1979-80	EDDIE JOHNSTON	80	34	27	19	-	1	241	250	87
1980-81	KEITH MAGNUSON	80	31	33	16	-	2	304	315	78
1981-82	KEITH MAGNUSON	59	21	28	10	-	-	254	272	52
	BOB PULFORD	21	9	10	2	-	-	78	91	20
	TOTALS	80	30	38	12	-	4	332	363	72
1982-83	ORVAL TESSIER	80	47	23	10	-	1	338	268	104
1983-84	ORVAL TESSIER	80	30	42	8	-	4	277	311	68
1984-85	ORVAL TESSIER	53	22	28	3	-	-	205	205	47
	BOB PULFORD	27	16	7	4	-	-	104	94	36
	TOTALS	80	38	35	7	-	2	309	299	83
1985-86	BOB PULFORD	80	39	33	8	-	1	351	349	86
1986-87	BOB PULFORD	80	29	37	14	-	3	290	310	72
1987-88	BOB MURDOCH	80	30	41	9	-	3	284	328	69
1988-89	MIKE KEENAN	80	27	41	12	-	4	297	335	66
1989-90	MIKE KEENAN	80	41	33	6	-	1	316	294	88
1990-91	MIKE KEENAN	80	49	23	8	-	1	284	211	106
1991-92	MIKE KEENAN	80	36	29	15	-	2	257	236	87
1992-93	DARRYL SUTTER	84	47	25	12	-	1	279	230	106
1993-94	DARRYL SUTTER	84	39	36	9	-	5	254	240	87
1994-95	DARRYL SUTTER	48	24	19	5	-	3	156	115	53
1995-96	CRAIG HARTSBURG	82	40	28	14	-	2	273	220	94
1996-97	CRAIG HARTSBURG	82	34	35	13	-	5	223	210	81
1997-98	CRAIG HARTSBURG	82	30	39	13	-	5	192	199	73
1998-99	DIRK GRAHAM	59	16	35	8	-	-	131	190	40
	LORNE MOLLEKEN	23	13	6	4	-	-	71	58	30
	TOTALS	82	29	41	12	-	3	202	248	70
1999-2000*	LORNE MOLLEKEN	24	5	13	4	2	-	57	77	16
	BOB PULFORD	58	28	24	6	0	-	185	168	62
	TOTALS	82	33	39	10	2	3	242	245	78
2000-01*	ALPO SUHONEN	82	29	40	8	5	4	210	246	71
2001-02*	BRIAN SUTTER	82	41	27	13	1	3	210	207	96
2002-03*	BRIAN SUTTER	82	30	33	13	6	3	207	226	79
2003-04*	BRIAN SUTTER	82	20	43	11	8	5	188	259	59
2004-05	- SEASON CANCELED -									
2005-06*	TRENT YAWNEY	82	26	43	-	13	4	211	285	65
2006-07*	TRENT YAWNEY	21	7	12	-	2	-	49	67	16
	DENIS SAVARD	61	24	30	-	7	-	152	191	55
	TOTALS	82	31	42	-	9	5	201	258	71
2007-08*	DENIS SAVARD	82	40	34	-	8	3	234	231	88
2008-09*	DENIS SAVARD	4	1	2	-	1	-	10	12	3
	JOEL QUENNEVILLE	78	45	22	-	11	-	250	197	101
	TOTALS	82	46	24	-	12	2	260	209	104
2009-10*	JOEL QUENNEVILLE	82	52	22	-	8	1	271	209	112
2010-11*	JOEL QUENNEVILLE	82	44	29	-	9	3	258	225	97
2011-12*	JOEL QUENNEVILLE	82	45	26	-	11	4	248	238	101
2012-13*	JOEL QUENNEVILLE	48	36	7	-	5	1	155	102	77
2013-14*	JOEL QUENNEVILLE	82	46	21	-	15	3	261	212	107

Stanley Cup champions indicated in **BOLD RED**.

* Teams receive one point in the standings for each overtime loss and are credited with an overtime loss only.

LEADERSHIP

PLAYERS

2013-14

OPPONENTS

TRADITION

RECORDS

PLAYOFFS

HISTORY

MINORS

NHL

MEDIA

ALL-TIME HOME/ROAD RECORD

HOME RECORD

ROAD RECORD

LEADERSHIP
PLAYERS
2013-14
OPPONENTS
TRADITION
RECORDS
PLAYOFFS
HISTORY
MINORS
NHL
MEDIA

YEAR	GP	W	L	T	OTL	GF	GA	PTS
1926-27	22	12	8	2	-	64	47	26
1927-28	22	2	18	2	-	27	60	6
1928-29	22	3	13	6	-	14	36	12
1929-30	22	12	9	1	-	63	53	25
1930-31	22	13	8	1	-	63	39	27
1931-32	24	13	5	6	-	53	39	32
1932-33	24	12	7	5	-	52	43	29
1933-34	24	13	4	7	-	50	29	33
1934-35	24	12	9	3	-	60	42	27
1935-36	24	15	7	2	-	54	38	32
1936-37	24	8	13	3	-	44	51	19
1937-38	24	10	10	4	-	53	59	24
1938-39	24	5	13	6	-	49	59	17
1939-40	24	15	7	2	-	61	41	32
1940-41	24	11	10	3	-	58	58	25
1941-42	24	15	8	1	-	83	66	31
1942-43	25	14	3	8	-	103	67	36
1943-44	25	15	6	4	-	98	75	34
1944-45	25	9	14	2	-	80	87	20
1945-46	25	15	5	5	-	111	72	35
1946-47	30	10	17	3	-	92	108	23
1947-48	30	10	17	3	-	92	104	23
1948-49	30	13	12	5	-	93	89	31
1949-50	35	13	18	4	-	110	110	30
1950-51	35	8	22	5	-	94	131	21
1951-52	35	9	19	7	-	79	108	25
1952-53	35	14	11	10	-	83	66	38
1953-54	35	8	21	6	-	69	98	22
1954-55	35	6	21	8	-	82	111	20
1955-56	35	9	19	7	-	75	103	25
1956-57	35	12	15	8	-	91	91	32
1957-58	35	15	17	3	-	83	86	33
1958-59	35	14	12	9	-	106	96	37
1959-60	35	18	11	6	-	111	81	42
1960-61	35	20	6	9	-	120	76	49
1961-62	35	20	10	5	-	114	76	45
1962-63	35	17	9	9	-	94	93	43
1963-64	35	26	4	5	-	127	68	57
1964-65	35	20	13	2	-	122	83	52
1965-66	35	21	8	6	-	131	88	48
1966-67	35	24	5	6	-	133	62	54
1967-68	37	20	13	4	-	120	111	44
1968-69	38	20	14	4	-	158	121	44
1969-70	38	26	7	5	-	145	69	57

GP	W	L	T	OTL	GF	GA	PTS
22	7	14	1	-	51	69	15
22	5	16	1	-	41	74	11
22	4	16	2	-	19	49	10
22	9	9	4	-	54	58	22
22	11	9	2	-	45	39	24
24	5	14	5	-	33	62	15
24	4	13	7	-	36	58	15
24	7	13	4	-	38	54	18
24	14	8	2	-	58	46	30
24	6	12	6	-	39	54	18
24	6	14	4	-	55	80	16
24	4	15	5	-	44	80	13
24	7	15	2	-	42	73	15
24	8	12	4	-	51	79	20
24	5	15	4	-	54	81	13
24	7	15	2	-	62	89	16
25	3	15	7	-	76	113	13
25	7	17	1	-	80	112	15
25	4	16	5	-	61	107	13
25	8	15	2	-	89	106	18
30	9	20	1	-	101	166	19
30	10	17	3	-	103	121	23
30	8	19	3	-	80	122	19
35	9	20	6	-	93	134	24
35	5	25	5	-	77	149	15
35	8	25	2	-	79	133	18
35	13	17	5	-	86	109	31
35	4	30	1	-	64	144	9
35	7	19	9	-	79	124	23
35	10	20	5	-	80	113	25
35	4	24	7	-	78	134	15
35	9	22	4	-	80	116	22
35	14	17	4	-	91	112	32
35	10	18	7	-	80	99	27
35	11	16	8	-	103	110	30
35	15	12	8	-	100	85	38
35	10	18	7	-	91	101	27
35	14	15	6	-	102	93	34
35	16	17	2	-	109	99	34
35	17	12	6	-	131	108	40
37	12	13	12	-	92	111	36
38	14	19	5	-	122	125	33
38	19	15	4	-	105	101	42

ALL-TIME HOME/ROAD RECORD

HOME RECORD										ROAD RECORD									
YEAR	GP	W	L	T	OTL	GF	GA	PTS		GP	W	L	T	OTL	GF	GA	PTS		
1970-71	39	30	6	3	-	153	78	63		39	19	14	6	-	124	106	44		
1971-72	39	28	3	8	-	139	63	64		39	18	14	7	-	117	103	43		
1972-73	39	26	9	4	-	161	94	56		39	16	18	5	-	123	131	37		
1973-74	39	20	6	13	-	142	85	53		39	21	8	10	-	130	79	52		
1974-75	40	24	12	4	-	157	105	52		40	13	23	4	-	111	136	30		
1975-76	40	17	15	8	-	137	134	42		40	15	15	10	-	117	127	40		
1976-77	40	19	16	5	-	142	130	43		40	7	27	6	-	98	168	20		
1977-78	40	20	9	11	-	128	92	51		40	12	20	8	-	102	128	32		
1978-79	40	18	12	10	-	128	117	46		40	11	24	5	-	116	160	27		
1979-80	40	21	12	7	-	128	112	49		40	13	15	12	-	113	138	38		
1980-81	40	21	11	8	-	171	145	50		40	10	22	8	-	133	170	28		
1981-82	40	20	13	7	-	182	152	47		40	10	25	5	-	150	211	25		
1982-83	40	29	8	3	-	190	124	61		40	18	15	7	-	148	144	43		
1983-84	40	25	13	2	-	157	135	52		40	5	29	6	-	120	176	16		
1984-85	40	22	16	2	-	161	138	46		40	16	19	5	-	148	161	37		
1985-86	40	23	12	5	-	184	161	51		40	16	21	3	-	167	189	35		
1986-87	40	18	13	9	-	168	152	45		40	11	24	5	-	122	158	27		
1987-88	40	21	17	2	-	164	158	44		40	9	24	7	-	120	170	25		
1988-89	40	16	14	10	-	165	153	42		40	11	27	2	-	132	182	24		
1989-90	40	25	13	2	-	165	135	52		40	16	20	4	-	151	159	36		
1990-91	40	28	8	4	-	162	103	60		40	21	15	4	-	122	108	46		
1991-92	40	23	9	8	-	156	110	54		40	13	20	7	-	101	126	33		
1992-93*	42	25	11	6	-	155	115	56		42	22	14	6	-	124	115	50		
1993-94*	42	21	16	5	-	137	126	47		42	18	20	4	-	117	114	40		
1994-95†	24	11	10	3	-	73	57	25		24	13	9	2	-	83	58	28		
1995-96	41	22	13	6	-	139	108	50		41	18	15	8	-	134	112	44		
1996-97	41	16	21	4	-	105	112	36		41	18	14	9	-	118	98	45		
1997-98	41	14	19	8	-	82	90	36		41	16	20	5	-	110	109	37		
1998-99	41	20	17	4	-	109	112	44		41	9	24	8	-	93	136	26		
1999-2000**	41	16	19	5	1	125	123	38		41	17	18	5	1	117	122	40		
2000-01**	41	14	21	4	2	94	123	34		41	15	19	4	3	116	123	37		
2001-02**	41	28	7	5	1	114	81	62		41	13	20	8	0	102	126	34		
2002-03**	41	17	15	7	2	101	103	43		41	13	18	6	4	106	123	36		
2003-04**	41	13	17	6	5	98	116	37		41	7	26	5	3	90	143	22		
2004-05	- SEASON CANCELED -																		
2005-06**	41	16	19	-	6	109	127	38		41	10	24	-	7	102	158	27		
2006-07**	41	17	20	-	4	88	107	38		41	14	22	-	5	113	151	33		
2007-08**	41	23	16	-	2	128	102	48		41	17	18	-	6	111	133	40		
2008-09**	41	24	9	-	8	138	100	56		41	22	15	-	4	122	109	48		
2009-10** *	41	29	8	-	4	134	98	62		41	23	14	-	4	128	105	50		
2010-11**	41	24	17	-	0	128	108	48		41	20	12	-	9	124	112	49		
2011-12**	41	27	8	-	6	134	108	60		41	18	18	-	5	107	123	41		
2012-13***†	24	18	3	-	3	74	54	39		24	18	4	-	2	75	43	38		
2013-14**	41	27	7	-	7	140	92	61		41	19	14	-	8	121	120	46		

Stanley Cup champions indicated in **BOLD RED**.

*Includes two neutral-site games, one "home" and one "road."

† There were only 48 regular-season games played during the 1994-95 and 2012-13 seasons due to a lockout.


**Teams receive one point in the standings for each overtime loss and are credited with an overtime loss only.

LEADERSHIP
PLAYERS
2013-14
OPPONENTS
TRADITION
RECORDS
PLAYOFFS
HISTORY
MINORS
NHL
MEDIA

COACHING LEDGER



BILLY REAY



JOEL QUENNEVILLE



RUDY PILOUS

REGULAR SEASON

STANLEY CUP PLAYOFFS

COACH	GAMES	W	L	T	OTL*	PCT.	STANLEY CUPS	SEA	YEARS
BILL REAY	1,012	516	335	161	----	.589	0	14	1963-77
JOEL QUENNEVILLE	454	268	127	-	59	.655	2	6	2008-
BOB PULFORD	426	182	176	68	----	.507	0	7	1977-2000
RUDY PILOUS	387	162	151	74	----	.514	1	6	1957-63
MIKE KEENAN	320	153	126	41	----	.542	0	4	1988-92
PAUL THOMPSON	313	113	153	47	----	.436	0	7	1938-45
DARRYL SUTTER	216	110	80	26	----	.569	0	3	1992-95
CRAIG HARTSBURG	246	104	102	40	----	.504	0	3	1995-98
ORVAL TESSIER	213	99	93	21	----	.514	0	3	1982-85
BRIAN SUTTER	246	91	103	37	15	.476	0	3	2001-04
DENIS SAVARD	147	65	66	-	16	.497	0	3	2006-08
CLEM LOUGHLIN	144	61	63	20	----	.493	0	3	1934-37
CHARLES CONACHER	162	56	84	22	----	.414	0	3	1948-50
JOHN GOTTSSELIG	146	53	79	14	----	.411	0	4	1944-48
KEITH MAGNUSON	139	52	61	26	----	.468	0	2	1980-82
DICK IRVIN	119	46	57	16	----	.454	0	2	1930-32
SID ABEL	140	39	79	22	----	.357	0	2	1952-54
EDDIE JOHNSTON	80	34	27	19	----	.544	0	1	1979-80
TRENT YAWNEY	103	33	55	-	15	.393	0	2	2005-07
BOB MURDOCH	80	30	41	9	----	.413	0	1	1987-88
EBBIE GOODFELLOW	140	30	91	19	----	.282	0	2	1950-52
ALPO SUHONEN	82	29	40	8	5	.433	0	1	2000-01
TOM GORMAN	73	28	28	17	----	.500	1	1	1933-34
BILL TOBIN	66	26	28	12	----	.485	0	3	1929-32
TOMMY IVAN	103	26	56	21	----	.354	0	2	1956-58
BILL STEWART	69	22	35	12	----	.406	1	2	1937-39
PETER MILDON	44	19	22	3	----	.466	0	1	1926-27
LORNE MOLLEKEN	47	18	19	8	2	.489	0	2	1998-2000
BILL WHITE	46	16	24	6	----	.413	0	1	1976-77
DIRK GRAHAM	59	16	35	8	----	.339	0	1	1998-99
FRANK EDDOLLS	70	13	40	17	----	.307	0	1	1954-55
TOM SHAUGHNESSY	21	10	8	3	----	.548	0	1	1929-30
EMIL IVERSON	21	8	7	6	----	.523	0	1	1932-33
HERB GARDINER	44	7	29	8	----	.250	0	1	1928-29
BARNEY STANLEY	23	4	17	2	----	.217	0	1	1927-28
HUGH LEHMAN	21	3	17	1	----	.167	0	1	1927-28
GODFREY MATHESON	2	0	2	0	----	.000	0	1	1932-33
TOTALS	6,024	2,542	2,556	814	112	.499	5	87	1926-

*Teams receive one point in the standings for each overtime or shootout loss and are credited with an OTL only.

RECORD VS. DEFUNCT CLUBS

TEAM	HOME						ROAD						TOTAL					
	GP	W-L	T/OTL	GF	GA	PTS	GP	W-L	T/OTL	GF	GA	PTS	GP	W-L	T/OTL	GF	GA	PTS
BRK	4	4-0	0	16	7	8	4	2-2	0	13	11	4	8	6-2	0	29	18	12
CAL	23	17-4	2	89	48	36	24	10-9	5	69	61	25	47	27-13	7	158	109	61
CLE	4	3-1	0	22	8	6	4	1-3	0	8	12	2	8	4-4	0	30	20	8
MTL	31	15-10	6	78	65	36	31	8-20	3	60	97	19	62	23-30	9	138	162	55
NYA	43	22-13	8	105	70	52	43	13-21	9	84	96	35	86	35-34	17	189	166	87
OTT	16	8-6	2	44	36	18	16	7-5	4	29	32	18	32	15-11	6	73	68	36
PHI	3	3-0	0	21	6	6	3	3-0	0	11	2	6	6	6-0	0	32	8	12
PIT	12	5-6	1	24	22	11	12	6-6	0	34	32	12	24	11-12	1	58	54	23
STL	3	2-0	1	9	6	5	3	2-1	0	8	3	4	6	4-1	1	17	9	9
TOTALS	139	79-40	20	408	268	178	140	52-67	21	316	346	125	279	131-107	41	724	614	303

BRK = Brooklyn Americans: 1941-42

CAL = California Golden Seals: 1967-68 (Oakland Seals) to 1975-76 (moved to Cleveland)

CLE = Cleveland Barons: 1976-77 to 1977-78 (merged with Minnesota)

MTL = Montreal Maroons: 1926-27 to 1937-38

NYA = New York Americans: 1926-27 to 1940-41

OTT = Ottawa Senators: 1926-27 to 1933-34

PHI = Philadelphia Quakers: 1930-31

PIT = Pittsburgh Pirates: 1926-27 to 1929-30

STL = St. Louis Eagles: 1934-35

REGULAR-SEASON TEAM MILESTONES

GAMES PLAYED:	6,024	GOALS FOR:	17,906
WINS:	2,542	GOALS AGAINST:	18,069
LOSSES:	2,556	SHUTOUTS FOR:	413
TIES:	814	SHUTOUTS AGAINST:	406
OVERTIME LOSSES:	112*	TOTAL POINTS:	6,010

* Overtime and shootout losses since 1999-2000, when the league began awarding one point for those results.

MILESTONE	DATE	OPPONENT	SCORE
1ST WIN:	NOV. 17, 1926	TOR	4-1
100TH WIN:	DEC. 8, 1932	DET	3-1
250TH WIN:	JAN. 7, 1941	@ NYR	3-2
500TH WIN:	DEC. 20, 1953	TOR	4-1
750TH WIN:	JAN. 23, 1964	@ BOS	3-1
1,000TH WIN:	DEC. 2, 1970	BOS	4-3
1,250TH WIN:	JAN. 30, 1977	CLE	9-3
1,500TH WIN:	NOV. 17, 1984	@ HFD	7-0
1,750TH WIN:	OCT. 31, 1991	NYI	4-3
2,000TH WIN:	NOV. 29, 1998	@ EDM	3-2
2,250TH WIN:	DEC. 22, 2007	@ OTT	4-3 (OT)
2,500TH WIN:	OCT. 15, 2013	@ CAR	3-2 (SO)



NOV. 17, 1917

The National Hockey League is organized in Montreal.

SEPT. 25, 1926

The city of Chicago receives an NHL franchise. The team owner is Major Frederic McLaughlin, a coffee baron.

NOV. 17, 1926

The newly-formed Chicago Blackhawks hockey team plays its first game ever at the Chicago Coliseum against the Toronto St. Patricks, winning 4-1.

MARCH 28, 1929

Chicago Stadium opens to the public with a boxing match. The Stadium is the enterprise of Paddy Harmon, a sports promoter, built at the cost of \$6 million.

DEC. 15, 1929

The Chicago Blackhawks play their first game at Chicago Stadium. They win 3-1 over the Pittsburgh Pirates.

DEC. 18, 1932

The Chicago Bears defeat Portsmouth 9-0 in the first NFL title game played at Chicago Stadium.

MARCH 14, 1933

The only forfeit in Blackhawks history occurs when the players refuse to return to the ice after their coach, Tom Gorman, was ejected by referee Bill Stewart. Although the score reads 3-2, Boston is awarded a 1-0 forfeit victory.

MARCH 19, 1933

The first afternoon game in NHL history is played in Chicago. Detroit defeats Chicago 4-3.

APRIL 10, 1934

The Blackhawks win their first Stanley Cup, defeating Detroit 1-0 in the second overtime period. Harold "Mush" March gets the game-winner.

JUNE 13, 1934

Outstanding Blackhawks goaltender Charlie Gardiner dies of a brain tumor at age 29, just eight weeks after the team won the Stanley Cup.

MARCH 8, 1937

Onetime Blackhawk Howie Morenz dies of a heart attack in a Montreal hospital 39 days after suffering a broken leg in a game against the Blackhawks.

APRIL 3, 1938

Alfie Moore plays his one and only game as a Blackhawk against Toronto in a Stanley Cup Final game and helps the team beat the Leafs 3-1.

APRIL 12, 1938

The Blackhawks win their second Stanley Cup, defeating the Toronto Maple Leafs in the Final 4-1.

MARCH 18, 1940

The first chartered flight in NHL history occurs as the Chicago Blackhawks fly to Toronto for the first round of the Stanley Cup Final.

MARCH 4, 1941

Goaltender Sam LoPresti makes an NHL-record 80 saves on 83 shots against Boston; however, the Blackhawks lose to the Bruins 3-2.

MARCH 16, 1941

Blackhawks coach Paul Thompson pulls goaltender Sam LoPresti for an extra attacker in the season's final regular-season game, the first time the tactic is used in an NHL game.

JAN. 28, 1943

Max Bentley scores seven points (4G, 3A) against the New York Rangers.

FEB. 20, 1944

A "perfect game" is played at Chicago Stadium between the Blackhawks and the Toronto Maple Leafs. The game ends in a scoreless tie, and there are no penalties called.

DEC. 17, 1944

Major Frederic McLaughlin, first owner of the Blackhawks, passes away.

FEB. 23, 1947

Goaltender Emile Francis debuts at Chicago Stadium against Boston in front of 20,004 fans.

NOV. 4, 1947

Blackhawks trade Max Bentley to Toronto for Gus Bodnar, Gaye Stewart, Bob Goldham, Bud Poile and Ernie Dickens.

NOV. 3, 1948

Chicago hosts its first All-Star Game, as the All-Stars defeat Toronto 3-1.

JAN. 17, 1952

Bill Mosienko scores his 200th career goal.

MARCH 23, 1952

Bill Mosienko scores three goals in 21 seconds, an NHL record.

SEPT. 11, 1952

Bill Tobin sells his controlling interest in the Blackhawks to the owners of Chicago Stadium: James E. Norris, James D. Norris and Arthur M. Wirtz.

DEC. 4, 1952

James E. Norris dies of a heart attack.

JULY 8, 1954

Tommy Ivan is named general manager of the Blackhawks.

DEC. 18, 1954

Maurice "Rocket" Richard scores his 400th goal in Chicago Stadium.

JAN. 5, 1957

CBS televises the first network hockey game and introduces "Peter Puck" to audiences, as the New York Rangers defeat Chicago 4-1.

JAN. 19, 1960

Blackhawks captain Ed Litzenberger and his wife are involved in an auto accident. Litzenberger is seriously injured, and his wife is killed.

MARCH 26, 1961

Murray Balfour scores at 52:12 in the third overtime period of a Stanley Cup Playoffs game to beat Montreal 2-1.

APRIL 16, 1961

Blackhawks win a third Stanley Cup, defeating the Detroit Red Wings 5-1 in Game 6 of the Final.

OCT. 7, 1961

The All-Stars defeat the Blackhawks 3-1 in the second All-Star Game played in Chicago.

JAN. 17, 1962

Glenn Hall plays his 500th consecutive game, playoffs included, in goal. He is honored for his achievement before the game.

NOV. 3, 1962

Glenn Hall's regular-season NHL record of 502 consecutive games ends after he leaves the game with a pinched nerve.

FEB. 25, 1966

James D. Norris, co-owner of the Chicago Blackhawks, dies at age 59. William (Bill) Wirtz assumes the position of president.

MARCH 12, 1966

Bobby Hull becomes the first player to score more than 50 goals in a season when he notches his 51st in the third period against New York Rangers goaltender Cesare Maniago.

MARCH 12, 1967

The Blackhawks clinch first place as regular-season NHL champions and receive the Prince of Wales Trophy for the first time in team history.

MAY 15, 1967

Chicago trades Phil Esposito, Ken Hodge and Fred Stanfield to Boston for Gilles Marotte, Pit Martin and Jack Norris, in one of the biggest trades in franchise history.

JAN. 30, 1969

The Blackhawks record their biggest shutout ever, winning 12-0 at Philadelphia.

JUNE 15, 1969

The Blackhawks claim rookie goaltender Tony Esposito from the Montreal Canadiens for \$25,000.

FEB. 21, 1970

Bobby Hull scores his 500th career goal against New York Rangers goaltender Ed Giacomin.

MARCH 29, 1970

Tony Esposito records his 15th shutout of the season, setting a modern-day shutout record.

APRIL 5, 1970

Chicago defeats Montreal 10-2 in the final game of the regular season to take first place after a last place finish the previous season.

JAN. 19, 1971

The Blackhawks place 11 players on the West All-Star squad, which defeats the East 2-1 in Minnesota.

MARCH 25, 1972

Bobby Hull scores his 600th career goal against Boston Bruins goaltender Gerry Cheevers.

APRIL 2, 1972

Bobby Hull scores his last goal as a Blackhawk, No. 604, against Detroit Red Wings goaltender Andy Brown.

JAN. 29, 1974

The third All-Star Game held at Chicago Stadium pits the West Division against the East Division. The West All-Stars prevail 6-4.

APRIL 6, 1975

The Blackhawks win their 1,200th game with a 5-0 result over Minnesota. It is also the 500th NHL victory overall for Head Coach Billy Reay.

FEB. 26, 1976

Billy Reay wins his 500th game as head coach of the Blackhawks, a 6-2 victory over the Los Angeles Kings.

FEB. 27, 1977

Stan Mikita scores his 500th career goal against Vancouver Canucks goaltender Cesare Maniago.

MARCH 13, 1979

The Blackhawks and Atlanta Flames complete an eight-player trade. The Blackhawks acquire Tom Lysiak, Harold Phillipoff, Pat Ribble, Greg Fox and Miles Zaharko in exchange for Ivan Boldirev, Phil Russell and Darcy Rota.

OCT. 19, 1980

The Blackhawks retire the first jersey in team history, honoring Stan Mikita's No. 21.

FEB. 3, 1982

Grant Mulvey records seven points (5G, 2A) against St. Louis, setting a new team record for goals. His seven points also tie Max Bentley's franchise-record game total (4G, 3A), set on Jan. 28, 1943.

LEADERSHIP

PLAYERS

2013-14

OPPONENTS

TRADITION

RECORDS

PLAYOFFS

HISTORY

MINORS

NHL

MEDIA

DATES TO REMEMBER

MARCH 22, 1982

Denis Savard breaks Bobby Hull's single-season record of 107 points. He finishes the season with 119 points (32G, 87A).

APRIL 4, 1982

Doug Wilson scores his 39th goal, setting a record for Blackhawks defensemen.

MAY 10, 1982

Chicago's farm team, the New Brunswick Hawks, captures the AHL Calder Cup. Orval Tessier is chosen as the top AHL head coach for 1981-82.

MARCH 20, 1983

Al Secord becomes the second Blackhawk in team history to score 50 goals in a season. Secord scored his 50th goal against Mike Palmateer and the Toronto Maple Leafs at Chicago Stadium.

JULY 21, 1983

Arthur Wirtz, owner and chairman of the board of the Chicago Blackhawks, passes away.

OCT. 30, 1983

Blackhawk forward Tom Lysiak receives a 20-game suspension for tripping a game referee, the third longest in NHL history.

DEC. 18, 1983

The Chicago Blackhawks retire the second jersey in team history: No. 9, honoring Bobby "The Golden Jet" Hull.

JUNE 18, 1988

Blackhawks sign free agent goalies Bob Mason and Ed Belfour.

NOV. 20, 1988

The Blackhawks retire Glenn Hall's No. 1 jersey and Tony Esposito's No. 35 jersey in a ceremony honoring both goaltenders.

MARCH 4, 1990

Bob Murray plays his 1,000th NHL game, all in a Blackhawks uniform.

MAY 25, 1990

Chicago's farm team, the Indianapolis Ice, captures the IHL Turner Cup. Darryl Sutter is chosen as the IHL Coach of the Year.

JAN. 19, 1991

Chicago Stadium hosts the NHL All-Star Game just days after the Persian Gulf War begins. Thousands of flag-waving fans cheer during a stirring national anthem sung by Wayne Messmer.

FEB. 23, 1991

Michel Goulet reaches the 1,000-point mark in the NHL while wearing a Blackhawks uniform. He gains his 1,000th point at Minnesota with his third goal of the night, becoming the 30th player in NHL history to reach this milestone.

MARCH 14, 1991

Ed Belfour sets a Blackhawks record for wins in a single season (39) in a 6-3 victory over Los Angeles, surpassing Tony Esposito's mark of 38, set in 1969-70.

MARCH 31, 1991

The Blackhawks beat the Detroit Red Wings 5-1 to win their first Presidents' Trophy as regular-season champions.

FEB. 16, 1992

Michel Goulet scores his 500th career goal against Calgary at Chicago Stadium. He becomes the 17th player in NHL history to reach the milestone.

MARCH 7, 1992

Jeremy Roenick becomes the third Blackhawk and first American-born Blackhawk to score 50 goals in a season when he nets the game-winner in a 2-1 victory against the Bruins in his hometown of Boston.

MAY 22, 1992

The Blackhawks win a franchise-record 11th straight playoff game with a 5-1 victory at Edmonton. The result gives the Blackhawks a berth in the Stanley Cup Final.

OCT. 6, 1993

The Florida Panthers play their first NHL game, meeting the Blackhawks at Chicago Stadium. The game ends in a 4-4 tie.

APRIL 14, 1994

The Blackhawks play their final regular-season game at Chicago Stadium against Toronto, losing 6-4. The game was preceded by a half-hour ceremony in which the four banners commemorating the Blackhawks retired jerseys were lowered and presented to each player.

APRIL 28, 1994

Game 6 of the Western Conference Quarterfinals against Toronto marks the final hockey game played in the Chicago Stadium. The Maple Leafs win the game 1-0 and the series 4-2.

JAN. 25, 1995

The Blackhawks play the first hockey game at the United Center and defeat the Edmonton Oilers 5-1. Joe Murphy scores the first goal in the United Center.

MAY 3, 1995

The Blackhawks finish the 48-game regular season allowing 115 goals for a 2.37 GAA. Ed Belfour captures the Jennings Trophy, awarded to the goalie on the team with the lowest GAA, for the third time in five years.

FEB. 22, 1996

Blackhawks winger Tony Amonte records the first hat trick in the United Center against the St. Louis Blues in the 53rd game played at the new arena.

AUG. 16, 1996

The Blackhawks trade Jeremy Roenick to the Phoenix Coyotes for Alex Zhamnov, Craig Mills and a 1997 first-round draft pick.

NOV. 5, 1996

Blackhawks Executive Vice President Arthur Michael Wirtz, Jr., dies at the age of 62.

MARCH 19, 1998

The Blackhawks retire Denis Savard's No. 18 sweater at the United Center prior to the game against Montreal, Savard's hometown team and the team with whom he won the Stanley Cup in 1993. Savard becomes the fifth Blackhawk to have his number retired.

APRIL 18, 1998

At the end of the NHL regular season, the Blackhawks fail to qualify for the Stanley Cup Playoffs for the first time since 1969, ending a 28-year streak of qualifying for the postseason.

JUNE 24, 1999

Blackhawks Vice President Thomas N. Ivan dies at the age of 88.

OCT. 5, 2000

The Blackhawks open their 75th season at Buffalo.

OCT. 12, 2000

The Blackhawks unveil their 75th anniversary statue, "Badge of Honor," and announce their 75th Anniversary all-star team, as selected by the fans (listed in alphabetical order by position). Left Wing: Bobby Hull, Dennis Hull, Al Secord. Center: Stan Mikita, Jeremy Roenick, Denis Savard. Right Wing: Tony Amonte, Steve Larmer, Harold "Mush" March. Defense: Chris Chelios, Keith Magnuson, Pierre Pilote, Pat Stapleton, Bill White, Doug Wilson. Goaltenders: Ed Belfour, Tony Esposito, Glenn Hall. Coaches: Mike Keenan, Bob Pulford, Billy Reay.

LEADERSHIP

PLAYERS

2013-14

OPPONENTS

TRADITION

RECORDS

PLAYOFFS

HISTORY

MINORS

NHL

MEDIA



OCT. 21, 2000

The Blackhawks play their 5,000th game in franchise history at St. Louis, a 1-0 loss.

DEC. 15, 2003

Keith Magnuson, former Blackhawks defenseman and president of the Blackhawk Alumni Association, dies in an automobile accident in suburban Toronto at age 56.

AUG. 5, 2005

The Blackhawks sign free-agent goaltender Nikolai Khabibulin to a four-year, \$27 million deal, the largest goalie contract in Blackhawks history.

NOV. 27, 2006

Hall of Famer and former Blackhawks center Denis Savard is named the 36th head coach in team history after Trent Yawney is relieved of his duties. Savard, who originally joined the coaching staff as an assistant in December 1997, wins his first three games, becoming the third head coach in franchise history to accomplish that feat.

JUNE 22, 2007

The Blackhawks select Patrick Kane first overall in the 2007 NHL Entry Draft, the first time the franchise has held the top pick.

SEPT. 26, 2007

Team President William W. Wirtz passes away at the age of 77. The organization honors Wirtz with a pregame ceremony before the regular-season home opener on Oct. 6 and wear shoulder patches with his initials (W.W.W.) throughout the entire campaign.

OCT. 5, 2007

W. Rockwell "Rocky" Wirtz assumes the role of chairman of the Blackhawks.

NOV. 20, 2007

John F. McDonough is named president of the Chicago Blackhawks. McDonough had previously served as president of the Chicago Cubs for 24 years.

DEC. 19, 2007

The Blackhawks announce that Bobby Hull and Stan Mikita will rejoin the organization as official team ambassadors; Tony Esposito joins them later in the season and Denis Savard joins them in October 2008.

JAN. 3, 2008

Jay Blunk is named senior vice president of business operations, departing the Chicago Cubs, where he served in the marketing department for the previous 22 years.

APRIL 1, 2008

For the first time in team history, the Blackhawks announce that they will televise the entire 82-game regular-season schedule and playoffs. In conjunction with Comcast SportsNet, WGN-TV Channel 9 and NHL broadcast rightsholders Versus and NBC, every contest will air in HD.

JUNE 12-13, 2008

Patrick Kane is awarded the Calder Memorial Trophy as the NHL's top rookie for the 2007-08 season, marking the eighth time in franchise history a Blackhawk accepts the honor. Jonathan Toews finishes as a finalist for the award and joins Kane on the 2007-08 NHL All-Rookie Team. With over 500 youth hockey players from the Chicago area and the Calder Trophy in attendance, the Blackhawks honor Kane and Toews with a rally at the United Center the day after the awards ceremony.

DATES TO REMEMBER

LEADERSHIP
PLAYERS
2013-14
OPPONENTS
TRADITION
RECORDS
PLAYOFFS
HISTORY
MINORS
NHL
MEDIA



JUNE 16, 2008

The Blackhawks announce the return of veteran play-by-play announcer Pat Foley to the broadcast booth after a two-year hiatus. Foley, a member of the Chicagoland Sports Hall of Fame, previously served as the voice of the Blackhawks for 25 years, from 1981 to 2006.

JULY 7, 2008

The Blackhawks and Chicago Board Options Exchange announce a multi-year agreement establishing CBOE as the "presenting sponsor" of the Chicago Blackhawks. As part of the sponsorship, two premier-location "CBOE seats" situated on the glass between the Blackhawks and visiting team player benches will be auctioned for each home game.

JULY 16, 2008

In conjunction with the NHL, the Chicago Blackhawks announce that the team will host the defending Stanley Cup champion Detroit Red Wings in a regular-season outdoor game: the NHL Winter Classic, to be played at Wrigley Field on Jan. 1, 2009.

JULY 18-20, 2008

The first annual Chicago Blackhawks Convention takes place at the Hilton Chicago, the first of its kind in NHL history. The event sold out and entertained over 10,000 fans.

JULY 31, 2008

The Blackhawks name Hall of Famer Scotty Bowman as senior advisor to hockey operations. Bowman has been a part of a record 12 Stanley Cup-winning teams and is the NHL's all-time coaching leader with 1,226 regular-season wins and 223 postseason victories.

SEPT. 2, 2008

The Blackhawks and Chicago Cubs hold Blackhawks Night at Wrigley Field. Players and alumni join together in a pregame ceremony honoring the team.

SEPT. 9, 2008

The Blackhawks and Chicago White Sox team up for Blackhawks Night at U.S. Cellular Field, featuring special promotions before, during and after the game. More than 1,000 Blackhawks season ticketholders attend the game, which features a first-pitch "shot" by Patrick Sharp.

SEPT. 20, 2008

The Blackhawks host their first-ever Training Camp Festival at the United Center. Events include a 5K run/walk/skate, 3-on-3 street hockey tournament, live music, interactive games and a public Blackhawks practice.

SEPT. 23, 2008

The Blackhawks announce that for the 2008-09 season the organization has surpassed its previous franchise record of 13,425 season ticketholders, established in 1994-95 during the inaugural campaign at the United Center.

OCT. 16, 2008

The Blackhawks name Joel Quenneville the 37th head coach in franchise history; at the time of his appointment to the position, Quenneville ranked fifth among active coaches and 18th in NHL history with 438 wins (438-283-118). Quenneville had also guided nine of his 10 teams to the postseason, including the St. Louis Blues and the Colorado Avalanche, where he won a Stanley Cup as an assistant coach in 1996.

NOV. 12, 2008

The Blackhawks retire jersey No. 3 in honor of Pierre Plote and the late Keith Magnuson in a pregame ceremony at the United Center. Plote and Magnuson join Glenn Hall, Bobby Hull, Denis Savard, Stan Mikita and Tony Esposito as the only Blackhawks players to have their jersey numbers retired.

DEC. 26, 2008

The Blackhawks set a regular-season franchise record at the United Center by entertaining 22,712 fans in a 5-1 win over the Philadelphia Flyers; the victory is Chicago's eighth straight, matching a franchise record.

DEC. 28, 2008

The Blackhawks establish a franchise record with their ninth straight win, a 4-1 victory over the Minnesota Wild at Xcel Energy Center.

JAN. 1, 2009

The Blackhawks and Red Wings take the ice at Wrigley Field in the 2009 NHL Winter Classic, the first outdoor professional hockey game held in Chicago and second overall in the United States. Chicago is defeated by Detroit 6-4 in front of a franchise-record crowd of 40,818 fans. The game draws an 11.8 overnight rating and a 21 share (12:00-3:15 CST) on NBC in Chicago and over 4.4 million U.S. viewers overall.

JAN. 3, 2009

Patrick Kane, Jonathan Toews and Brian Campbell are voted onto the Western Conference's starting lineup for the 2009 NHL All-Star Game in Montreal. It is the first time since fan voting began deciding All-Star starters in 1985-86 that three Blackhawks are to start in the midseason classic. Kane and Toews finish first and second among Western Conference forwards, while Campbell paces defensemen.

FEB. 19, 2009

The Blackhawks are selected as one of four teams that will open the 2009-10 NHL regular season in Europe as part of NHL Premiere 2009. Chicago is scheduled to face off twice against the Florida Panthers in Helsinki, Finland.

APRIL 3, 2009

The Blackhawks defeat the Nashville Predators 3-1 at the United Center, clinching a spot in the 2009 Stanley Cup Playoffs, marking the franchise's first postseason berth since 2002. As the fourth seed in the Western Conference, the franchise clinches home-ice advantage in the first round of the postseason for the first time since 1996.

APRIL 8, 2009

The Blackhawks shatter an all-time single-season attendance record when Laura Fontana-Vena of Elmhurst, Ill., becomes the 835,972nd fan to pass through the United Center turnstile before the team's 39th home game of 2008-09, surpassing the previous mark set in 1995-96.

APRIL 12, 2009

The Blackhawks close out their regular-season slate with a 3-0 win over the Detroit Red Wings in front of 22,376 fans at the United Center. The Blackhawks establish an NHL club record by attracting an average of 21,783 to their 40 home dates at the United Center (not including the 40,818 who filled Wrigley Field for the Winter Classic on Jan. 1).

MAY 11, 2009

The Blackhawks eliminate the Vancouver Canucks in Game 6 of the Western Conference Semifinals with a 7-5 victory at the United Center, lifting the franchise to its first berth in the conference finals in 14 years; the 1 millionth fan to attend a Blackhawks home game in 2008-09 passes through the United Center turnstiles. The 46th capacity crowd in 46 home dates of the campaign witnesses Patrick Kane's first professional hat trick and a four-goal third period in the victory.

MAY 18, 2009

Forbes.com posts an article by Nathan Vardi proclaiming the Blackhawks as "The Greatest Sports-Business Turnaround Ever."

MAY 28, 2009

Five years removed from being named the most professional franchise by ESPN, the Blackhawks organization (Professional Sports Team of the Year) and Chairman Rocky Wirtz (Sports Executive of the Year) finish as finalists at the 2009 Sports Business Awards Gala, presented by Street & Smith's SportsBusiness Journal and SportsBusiness Daily. The Blackhawks organization finishes in the top four of all professional sports teams in the North American major and minor leagues. Wirtz finishes fourth among all American executives who have a primary involvement in sports business.

JULY 1, 2009

The Blackhawks sign right wing Marian Hossa, a four-time All-Star, to a 12-year contract worth \$63.3 million.

JULY 2, 2009

The Blackhawks finish first among Chicago professional sports organizations and 21st overall in ESPN Magazine's 2009 Ultimate Standings. The seventh annual list measures how much MLB, NBA, NFL and NHL franchises give back to the fans in exchange for all the time, money and emotion the fans invest in them. The Blackhawks made the largest jump of any team from 2008 to 2009, rising from No. 88 in 2008 after placing 118th in 2007.

JULY 14, 2009

The Blackhawks promote Stan Bowman to the position of general manager after Dale Tallon is reassigned to senior advisor of hockey operations. Bowman becomes the youngest general manager in the NHL and the ninth person in franchise history to hold the title. He and his father, Scotty, currently the Blackhawks senior advisor of hockey operations, become the seventh father-son general manager tandem in league history.

SEPT. 28-29, 2009

The Blackhawks participate in the 2009 Victoria Cup in Zurich, Switzerland, to close out their 2009 preseason schedule. Chicago plays against HC Davos and ZSC Zurich Lions at Hallenstadion, marking the franchise's first contests in Europe since playing a pair of exhibition games against the Montreal Canadiens in London, England, in September 1992.

OCT. 2-3, 2009

The Blackhawks play their first ever regular-season games in Europe, going 1-0-1 against the Florida Panthers in a pair of games at Hartwall Arena in Helsinki, Finland, as part of NHL Premiere 2009. Chicago and Florida make NHL history in the process, becoming the first teams to play a regular-season game in Finland.

OCT. 10, 2009

For the first time in the 83-year history of the franchise, Hall of Famers and Blackhawks Ambassadors Bobby Hull, Stan Mikita, Tony Esposito and Denis Savard skate together on the same ice surface, a feat they accomplish in front of a capacity crowd of 20,655 before the 2009-10 regular-season home opener.

LEADERSHIP
PLAYERS
2013-14
OPPONENTS
TRADITION
RECORDS
PLAYOFFS
HISTORY
MINORS
NHL
MEDIA

DATES TO REMEMBER

OCT. 12, 2009

The Blackhawks set a franchise record for their largest comeback win, overcoming a 5-0 first-period deficit to defeat the Calgary Flames 6-5 in overtime. Defenseman Brent Seabrook ends the historic night 26 seconds into the extra frame, helping the club match the NHL record for the largest comeback win.

DEC. 1, 2009

Blackhawks Head Coach Joel Quenneville earns his 500th career regular-season victory when the team defeats Columbus 4-3 in a franchise-record 11-round shootout.

DEC. 3, 2009

The Blackhawks announce the contract extensions of captain Jonathan Toews, alternate captain Duncan Keith and right winger Patrick Kane, locking up all three players to multi-year deals on the same day.

DEC. 25, 2009

The premiere of "Blackhawks TV" runs on Comcast SportsNet. The show is an all-access, 30-minute program that includes a variety of segments highlighting player personalities off the ice.

JAN. 11, 2010

Blackhawks Chairman Rocky Wirtz announces a long-term contract extension for Team President John McDonough. In a memo, Wirtz states: "Under John's leadership the Chicago Blackhawks have become a franchise leader in the National Hockey League. His commitment, insight and guidance have led the organization to record attendance, unprecedented season ticket sales, new sponsorships and partnerships with WGN Radio and WGN-TV. John has played an instrumental role in building the organization at every level from front office to coaching, recruiting and player development."

JAN. 14, 2010

Blackhawks Team President John McDonough announces the contract extension of Senior Vice President of Business Operations Jay Blunk. In a release, McDonough says, "Jay deserves a tremendous amount of credit for what has gone on with the Blackhawks business operations over the past two years. He has brought that area to a higher level and will continue to use his innovative and aggressive style to make us better and stronger."

FEB. 16, 2010

The 2010 Winter Olympic Games in Vancouver begin, featuring six members of the Blackhawks, second-most among NHL teams. Patrick Kane (USA); Jonathan Toews, Duncan Keith and Brent Seabrook (Canada); and Marian Hossa and Tomas Kopecky (Slovakia) represent their countries in the tournament.

FEB. 28, 2010

The 2010 Winter Olympic Games men's hockey gold medal game between Team USA and Team Canada becomes the most-watched hockey game in 30 years and features four members of the Blackhawks. Jonathan Toews, Duncan Keith and Brent Seabrook receive gold medals after Canada wins 3-2 in overtime, while Patrick Kane earns a silver medal. Toews nets a goal in the game and is named the tournament's top forward, while Keith (1A) and Kane (2A) also collect points.

MARCH 25, 2010

The Blackhawks clinch a berth in the 2010 Stanley Cup Playoffs, marking the first time in 13 years the team has made consecutive postseason appearances.

APRIL 4, 2010

The Blackhawks clinch the Central Division title, the franchise's first in 17 years, by virtue of the Detroit Red Wings losing 4-3 to the Philadelphia Flyers. Later in the day, Chicago matches a franchise record with its 49th victory of the season, a 4-1 win over the Calgary Flames at the United Center.

APRIL 6, 2010

The Blackhawks earn a 5-2 victory over the Dallas Stars at American Airlines Arena, establishing a franchise record with their 50th win of the regular season. Chicago also ties the club record for road victories (22).

APRIL 7, 2010

Chicago establishes a franchise record in reaching the 109-point mark (51-22-7) with a 6-5 win over St. Louis at the United Center. The 2009-10 club eclipses the previous mark of 107, set by both the 1970-71 and 1971-72 squads.

APRIL 13, 2010

The Blackhawks and WGN Radio AM-720 announce a three-year broadcast rightsholder extension that will keep Blackhawks hockey on the 50,000-watt radio powerhouse through the conclusion of the 2013-14 NHL season.

MAY 5, 2010

Dustin Byfuglien's hat trick paces a 5-2 win by the Blackhawks over the Vancouver Canucks in Game 3 of the Western Conference Semifinals. The game registers a 1014 household rating on Comcast SportsNet, setting an all-time record for the Blackhawks on the station for the seventh time in 2009-10.

MAY 21, 2010

Jonathan Toews tallies a point in his 12th consecutive game to establish a franchise playoff record in Chicago's 3-2 overtime victory over the San Jose Sharks in Game 3 of the Western Conference Final. Toews' streak surpasses Stan Mikita's 11-game single-season mark, set during the 1962 Stanley Cup Playoffs.

MAY 23, 2010

The Blackhawks earn a berth in the Stanley Cup Final after sweeping the San Jose Sharks in four games with a 4-2 victory at the United Center. It marks Chicago's 11th Final appearance and first since 1992, just four years removed from finishing with the NHL's fourth-worst record.

MAY 29, 2010

A crowd of 22,312 fills the United Center for Game 1 of the Stanley Cup Final between the Blackhawks and the Philadelphia Flyers. The game marks Chicago's 100th consecutive capacity crowd (regular and postseason) in the United Center, dating back to the 2007-08 campaign.

JUNE 9, 2010

The Chicago Blackhawks clinch their fourth Stanley Cup and first in 49 years with a 4-3 overtime win over the Philadelphia Flyers in Game 6. Patrick Kane's goal 4:06 into the extra frame ends the then-longest Stanley Cup drought in the NHL. Captain Jonathan Toews ties a franchise record with 29 (7G, 22A) points during the postseason and is awarded the Conn Smythe Trophy, given annually to the Stanley Cup Playoffs MVP. NBC5 Chicago registers a 32.8 household rating for Game 6, making it the most watched contest in modern Blackhawks history.

JUNE 11, 2010

Less than 48 hours after winning the Stanley Cup, an estimated 2 million people line the streets of Chicago to honor the Blackhawks. The City of Chicago and Office of the Mayor throws a ticker-tape parade and rally to celebrate the championship. The parade route takes the organization from the United Center down Washington Street and Michigan Avenue, and ends in a rally on Wacker Drive.

LEADERSHIP

PLAYERS

2013-14

OPPONENTS

TRADITION

RECORDS

PLAYOFFS

HISTORY

MINORS

NHL

MEDIA



JUNE 13, 2010

The Blackhawks organization is honored at Wrigley Field before the Chicago Cubs host the Chicago White Sox. Members of the team and front office parade on the field with the Stanley Cup, greeting both baseball clubs before Team President John McDonough throws out the ceremonial first pitch. The Blackhawks, Cubs and White Sox then pose for a one-of-a-kind group photo on the pitcher's mound with the Stanley Cup as the centerpiece.

JUNE 23, 2010

Defenseman Duncan Keith wins the Norris Trophy at the NHL Awards, held in Las Vegas. Keith becomes the fourth Chicago defenseman to win the award, given annually to the NHL's top blueliner, and the first since Chris Chelios received the honor in 1996, capping a season that also sees him win the Stanley Cup and a gold medal with Team Canada at the 2010 Winter Olympic Games in Vancouver, a feat never accomplished before in the history of hockey.

JULY 30-AUG. 1, 2010

For the third consecutive year, over 10,000 Blackhawks fans pack the Hilton Chicago to attend the Blackhawks Convention. With the Stanley Cup in tow, fans celebrate their championship franchise by attending panels, autograph sessions and photo opportunities with current players, the coaching and management staff and alumni. The weekend also includes live broadcasts from WGN Radio AM-720 and Comcast SportsNet and other exclusive events.

SEPT. 16, 2010

The Blackhawks hold a press conference at the United Center to announce a three-year contract extension for Head Coach Joel Quenneville through the conclusion of the 2013-14 NHL season.

SEPT. 18, 2010

A sold-out third annual Blackhawks Training Camp Festival at the United Center launches the 2010-11 season, with a packed house watching the first practice and scrimmage of the year.

OCT. 9, 2010

Prior to the 2010-11 regular-season home opener, the Blackhawks raise the 2010 Stanley Cup championship banner, the franchise's first in 49 years. The banner is unfurled by Bobby Hull, Stan Mikita, Pierre Pilote, Eric Nesterenko and Ab McDonald from the 1961 Stanley Cup championship team, skated across the ice by members of the 2010 club and raised to the rafters to signify the franchise' fourth league title.

NOV. 7, 2010

The Chicago Blackhawks are honored with Emmy Awards from the Chicago/Midwest Chapter of the National Academy of Television Arts & Sciences for their "One Goal" advertisements featuring Head Coach Joel Quenneville and defenseman Niklas Hjalmarsson, and for the "Blackhawks TV" television program.

NOV. 29, 2010

SportsBusiness Journal runs a reader poll that has the Blackhawks tallying the most votes in the category of "Most Innovative Business Practices in the NHL." Chairman Rocky Wirtz finishes a close second in the "Most Effective Team Owner" category.

JAN. 9, 2011

The Blackhawks organization announces plans to unveil statues for Hall of Famers and Blackhawks Ambassadors Bobby Hull and Stan Mikita. Hull, Mikita and six other members of the 1961 Stanley Cup championship team are honored before the Blackhawks blank the New York Islanders 5-0.

JAN. 30, 2011

An NHL-high six Blackhawks take part in the NHL All-Star Game festivities in Raleigh, N.C., including Patrick Kane, Duncan Keith, Patrick Sharp, Jonathan Toews, Joel Quenneville and Mike Haviland. All four players collect at least one point in the game, and Sharp (1G, 2A) is voted MVP of the game, joining former Blackhawks Eric Daze and Bobby Hull in earning that distinction.

FEB. 15, 2011

The Blackhawks and Chicago's WGN-TV Channel 9 ink a five-year broadcast rightsholder extension that will keep Blackhawks hockey on "Chicago's Very Own" through the conclusion of the 2015-16 NHL season. Team President John McDonough and Blackhawks Ambassador Denis Savard make the special announcement on "WGN Morning News."

LEADERSHIP

PLAYERS

2013-14

OPPONENTS

TRADITION

RECORDS

PLAYOFFS

HISTORY

MINORS

NHL

MEDIA

LEADERSHIP
PLAYERS
2013-14
OPPONENTS
TRADITION
RECORDS
PLAYERS
HISTORY
MINDS
NHL
MEDIA



FEB. 27, 2011

The Blackhawks agree to a five-year contract extension with defenseman Brent Seabrook, a member of the organization since he was drafted at the age of 18 in 2003.

MARCH 10, 2011

Chicago Blackhawks players, coaches and front office executives visit soldiers at Walter Reed Army Medical Center in Washington, D.C., spending several hours with wounded soldiers and their families. Two days later, several servicemen join Head Coach Joel Quenneville and the players at practice in Washington, D.C., for a series of drills and a friendly scrimmage.

MARCH 11, 2011

President Barack Obama hosts the Chicago Blackhawks at the White House in honor of the team's 2010 Stanley Cup championship. Obama has a private meet-and-greet with members of the Stanley Cup-winning team before being presented with his own Blackhawks jersey by Chairman Rocky Wirtz and President John McDonough and a replica Stanley Cup by captain Jonathan Toews on the South Lawn of the White House. After the ceremony, the Blackhawks join First Lady Michelle Obama for a special hockey clinic on the South Lawn celebrating her Let's Move! initiative.

APRIL 10, 2011

The Blackhawks clinch the eighth seed in the Western Conference for the 2011 Stanley Cup Playoffs, marking the first time in 14 years that the organization has qualified for the postseason three consecutive years. Chicago wraps up the regular season with 97 points, the 10th highest in franchise history.

APRIL 27, 2011

Captain Jonathan Toews is announced as a finalist for the 2011 Selke Trophy, marking the fourth consecutive year a Blackhawks player is nominated for an individual award.

OCT. 22, 2011

The organization unveils statues for Hall of Fame legends and Ambassadors Bobby Hull and Stan Mikita outside of the United Center prior to that night's game against the Colorado Avalanche. The bronze life-sized statues, created by the Studio of Rotblatt-Amrany and cast by Alchemist Foundry, are located on the northeast plaza outside of the United Center near Madison Street.

DEC. 16, 2011

Head Coach Joel Quenneville logs his 600th NHL win as the Blackhawks defeat Calgary 4-1 at the United Center. Quenneville, the 10th bench boss to reach that milestone, is the second-quietest to the mark after current Senior Advisor to Hockey Operations Scotty Bowman. Quenneville also becomes just the second man in the history of the NHL to have played in 800 or more games and coached 1,000 or more contests (J. Lemaire).

JAN. 29, 2012

Patrick Kane (1G) and Marian Hossa (1G, 2A) participate in the 2012 All-Star Game in Ottawa. Jonathan Toews is selected to the midwinter classic, but is unable to skate due to injury. During the Skills Competition the evening prior to the All-Star contest, Kane wins the Breakaway Challenge for most creative shootout move.

MARCH 7, 2012

The Blackhawks premiere an original film, "Bobby Hull and Stan Mikita – Monuments to Excellence," at the IMAX Navy Pier. Produced by the Emmy Award-winning Blackhawks TV, the movie details the lives and careers of the Blackhawks Ambassadors and Hall of Famers and includes never-before-seen footage of the duo, as well as interviews with Blackhawks executives.

MARCH 9, 2012

The Blackhawks set a franchise record (ongoing) with their 180th consecutive sellout crowd at the United Center. At the start of the 2013-14 season, the organization has enjoyed 227 consecutive sellout crowds at the UC.

MARCH 25, 2012

The Blackhawks host Ed Belfour Heritage Night, and the Hall of Fame goaltender drops the ceremonial first puck prior to the game against the Nashville Predators. Belfour was elected to the Hall of Fame in November 2011.

APRIL 7, 2012

The Blackhawks clinch the sixth seed in the Western Conference for the 2012 Stanley Cup Playoffs, marking the fourth consecutive year that the organization has qualified for the postseason. Chicago wraps up the regular season with 101 points, tied for ninth highest in franchise history, and reaches at least 40 wins (45) for the fifth straight campaign.

JAN. 27, 2013

The Blackhawks defeat the Detroit Red Wings 2-1 in overtime, with Nick Leddy scoring the game-winner, to log their sixth consecutive victory to open the 2012-13 campaign. The win sets a franchise record for best start to a season.

FEB. 22, 2013

The Blackhawks honor TV analyst Eddie Olczyk for his 2012 induction into the U.S. Hockey Hall of Fame prior to the game against the San Jose Sharks. Rookie Brandon Saad scores his first career shorthanded goal and game-winner in the 2-1 victory, which improves Chicago's record to 14-0-3 to begin the season and bests the existing NHL record, set by the Anaheim Ducks in 2006-07.

MARCH 5, 2013

Marian Hossa is given a rousing pregame tribute by teammates, who don his No. 81 jersey during warmups, and the organization, in honor of his 1,000th NHL game, which he played on March 3 in Detroit. Hossa goes on to score the game-winner in a 5-3 win over the Minnesota Wild.

MARCH 6, 2013

The Blackhawks defeat the Colorado Avalanche 3-2 after Daniel Garcillo scores the game-winner with just 50 seconds left in regulation. The win is Chicago's 11th in a row dating back to Feb. 15, setting a franchise record for longest win streak. Additionally, the victory marked the 24th consecutive game from the start of the season gaining at least a point in the standings (21-0-3), setting a league record.

APRIL 19, 2013

TV announcer Pat Foley is recognized for his 30th season as the voice of the Blackhawks prior to the game against the Nashville Predators. Marian Hossa scores on the power play to give the Blackhawks a 5-4 victory and a series sweep over Nashville for the first time in franchise history.

APRIL 24, 2013

The Blackhawks earn the Presidents' Trophy for the first time since 1991 and the second time overall after defeating the Oilers 4-1 in Edmonton. Chicago had previously secured a playoff spot on April 7 and clinched the Central Division title on April 12, and are guaranteed home ice advantage throughout the 2013 Stanley Cup Playoffs as the NHL's top seed.

APRIL 28, 2013

Goaltenders Corey Crawford and Ray Emery are named the 2013 Jennings Trophy winners after allowing a combined 93 goals during the 2012-13 regular season. Chicago's netminders earn the honor for the first time since 1994-95 (E. Belfour).

MAY 1, 2013

The NHL announces that the Blackhawks will host the Pittsburgh Penguins in an outdoor game at Soldier Field on March 1, 2014, as part of the NHL Stadium Series. The Soldier Field game will mark the second time the Blackhawks will host an outdoor regular-season game (2009 Winter Classic).

MAY 6, 2013

Brandon Saad is named a finalist for the 2013 Calder Trophy for most outstanding rookie. The 20-year-old, who was drafted by Chicago in 2011, becomes the club's fourth Calder Trophy finalist in the last five years.

MAY 15, 2013

Jonathan Toews is named a 2013 Selke Trophy finalist, his second career nomination. Toews finished the regular season tied with a team-high 23 goals, a career-best +28 plus/minus rating and a 59.9 faceoff win percentage, second-highest in the league.

MAY 16, 2013

Patrick Kane is named one of three finalists for the 2013 Lady Byng Trophy as the league's most gentlemanly player after recording just eight penalty minutes in 47 regular-season games.

MAY 17, 2013

Head Coach Joel Quenneville is named one of three finalists for the 2013 Jack Adams Award for most outstanding coach. Quenneville led the Blackhawks to a league-best 77 points (36-7-5).

MAY 20, 2013

Jonathan Toews is picked by Hall of Famer Mark Messier as one of three finalists for the Mark Messier Leadership Award.

MAY 29, 2013

The Blackhawks defeat the Red Wings 2-1 in Game 7 of the Western Conference Semifinals after Brent Seabrook tallies at 3:35 of overtime. The series win marks the first time the team has recovered from a 3-1 series deficit to advance to the next round of the playoffs.

JUNE 8, 2013

The Blackhawks are presented with the Clarence Campbell Bowl as Western Conference champions after defeating the Los Angeles Kings 4-3 in Game 5 of the conference final. Patrick Kane records his second career playoff hat trick in the victory, including the game-winner at 11:40 of the second overtime period.

JUNE 12, 2013

The Blackhawks and Boston begin the Stanley Cup Final with an epic triple-overtime Game 1 at the United Center. Andrew Shaw scores the game-winner after 52:08 of extra hockey, ending the third-longest playoff game in franchise history and the fifth-longest game ever played in the Stanley Cup Final.

JUNE 14, 2013

Jonathan Toews wins his first career Selke Trophy as the league's best two-way forward, becoming the third Blackhawk to claim the honor and the first since Dirk Graham in 1991.

JUNE 24, 2013

The Blackhawks score two goals late in regulation to turn a 2-1 deficit into a 3-2 victory in Game 6 of the Stanley Cup Final and claim the franchise's fifth title. Bryan Bickell ties the game at 18:44 of the third period, and Dave Bolland scores the game-winner 17 seconds later, marking the latest Cup-clinching goal ever scored in regulation. Patrick Kane is awarded the 2013 Conn Smythe Trophy as playoff MVP.

JUNE 28, 2013

An estimated 2 million fans gather downtown and in Grant Park to celebrate the Blackhawks' 2013 Stanley Cup victory. The parade route takes the organization from the United Center down Washington Street and Columbus Drive, and the festivities continue in a rally in Grant Park.

JULY 26, 2013

Blackhawks Vice President/General Manager Stan Bowman announces a three-year contract extension for Head Coach Joel Quenneville prior to the opening ceremonies at the Sixth Annual Blackhawks Convention at the Hilton Chicago.

LEADERSHIP

PLAYERS

2013-14

OPPONENTS

TRADITION

RECORDS

PLAYOFFS

HISTORY

MINORS

NHL

MEDIA

DATES TO REMEMBER

JULY 22, 2013

The Blackhawks announce that the team will open their 2013-14 training camp at the University of Notre Dame's state-of-the-art, world-class hockey facilities.

SEPT. 11, 2013

President & CEO John McDonough announces a two-year contract extension for Vice President/General Manager Stan Bowman at the University of Notre Dame.

OCT. 1, 2013

The Blackhawks hoist their fifth championship banner to the United Center rafters in a ceremony before the season opener against the Washington Capitals. The presentation includes a light show, highlights from the 2013 championship run and a video recapping the team's summer with the Stanley Cup. Chicago records a 6-4 victory over the Capitals to become the first team to win on the night of their banner-raising ceremony since the Pittsburgh Penguins in 2009.

NOV. 4, 2013

Chicago Blackhawks players, coaches and front office executives bring the Stanley Cup to visit wounded soldiers at the Walter Reed National Military Medical Center. After the visit, President Barack Obama hosts the Blackhawks at the White House in honor of their 2013 Stanley Cup championship.

FEB. 12-24, 2014

Chicago shares the NHL lead with 10 players joining their respective countries for the 2014 Winter Olympics in Sochi: Jonathan Toews, Duncan Keith and Patrick Sharp (CAN); Patrick Kane (USA); Marian Hossa and Michal Handzus (SVK); Michal Rozsival (CZE); and Niklas Hjalmarsson, Johnny Oduya and Marcus Kruger (SWE). Team Canada wins their second consecutive gold medal, while Team Sweden wins silver. The Blackhawks also tie the NHL lead with six medal-winners.

FEB. 28, 2014

Blackhawks players and staff hold a special presentation with the USA Warriors hockey team at Soldier Field to announce that the Warriors will be outfitted with new equipment. Each Blackhawks player and hockey staff member donate an unspecified amount, which is then matched by CCM/Reebok, to help provide the Warriors team with all new equipment. Each member of the Warriors receives a team jersey and socks, along with new helmets and gloves.

MARCH 1, 2014

The Blackhawks host the Pittsburgh Penguins at Soldier Field in the final game of the NHL's Coors Light Stadium Series, recording a 5-1 victory in front of 62,921 fans. Jonathan Toews leads the way offensively with three points (2G, 1A). Kris Versteeg nets his 100th career goal to become the only NHL player to score at Soldier Field, Wrigley Field and the United Center. Patrick Sharp and Bryan Bickell also tally for the Blackhawks, who outshoot the visitors 40-32 in the wintry elements.

MARCH 14, 2014

The Blackhawks announce plans to more than double the team's retail space, the Blackhawks Store, transforming it into a two-floor flagship store at one of the most highly-trafficked locations in the city: the intersection of Wacker Drive and Michigan Avenue. The project, conceived by Chipman Design Architecture, will be officially unveiled in fall 2014.

MARCH 17, 2014

The Blackhawks are selected as a finalist for the 2014 Street & Smith's SportsBusiness Journal and SportsBusiness Daily Professional Sports Team of the Year award.

MARCH 19, 2014

The Blackhawks post a 4-0 victory over the St. Louis Blues, marking Head Coach Joel Quenneville's 700th career win. Quenneville becomes the third coach in NHL history to reach the 700-win mark and the second fastest behind Scotty Bowman. Prior to the game, the Blackhawks honor Michal Handzus for appearing in his 1,000th career NHL contest.

MARCH 25, 2012

The Blackhawks clinch a spot in the 2014 Stanley Cup Playoffs, marking the franchise's sixth consecutive postseason berth for the first time since 1992-97.

APRIL 24, 2014

The Blackhawks are named No. 1 on the Bloomberg Businessweek 2014 Smartest Spenders in Sports ranking, which ranks all 122 franchises in the NFL, NBA, NHL and MLB, based on how much each organization spent in player payroll for every win during the last five seasons. Additionally, Jonathan Toews is named a finalist for the 2014 Frank J. Selke Trophy, given annually to the forward who best excels in the defensive aspects of the game, marking his second consecutive nomination and third career nod.

APRIL 28, 2014

Duncan Keith is named a 2014 James Norris Trophy finalist, given annually to the defenseman who demonstrates the greatest all-around ability at the position, his second career nomination.

APRIL 29, 2014

Jonathan Toews is named a finalist for the 2014 Mark Messier NHL Leadership Award, presented by Bridgestone, given annually to the player who exemplifies great leadership qualities on and off the ice during the regular season.

MAY 15, 2014

The Blackhawks and Chicago's WGN-TV announce a three-year extension of the station's television rights, keeping Blackhawks hockey on "Chicago's Very Own" through the conclusion of the 2018-19 NHL season.

JUNE 5, 2014

Television play-by-play announcer Pat Foley is selected as the Foster Hewitt Memorial Award winner for outstanding contributions as a hockey broadcaster.

JUNE 18, 2014

Radio play-by-play broadcaster John Wiedeman and color analyst Troy Murray receive top honors in the Chicago Market "Best Radio Play-By-Play" category at the 2014 Illinois Broadcasters Association Silver Dome Awards.

JUNE 22, 2014

The NHL announces that the Blackhawks will face off against the Washington Capitals in the 2015 NHL Bridgestone Winter Classic on Jan. 1, 2015, at 12 p.m. CT in Washington, D.C. This marks the organization's second Winter Classic appearance and third outdoor game.

JUNE 24, 2014

Duncan Keith wins his second Norris Trophy at the NHL Awards, held in Las Vegas.

JULY 9, 2014

The Blackhawks announce that the organization has agreed to terms with Jonathan Toews and Patrick Kane on eight-year contract extensions, which run through the 2022-23 National Hockey League season. A formal press conference is held at the United Center the following week on July 16.

LEADERSHIP

PLAYERS

2013-14

OPPONENTS

TRADITION

RECORDS

PLAYOFFS

HISTORY

MINORS

NHL

MEDIA

1926-27 CHICAGO BLACKHAWKS

19-22-3, 41 POINTS, 3RD AMERICAN DIVISION

GM	DATE	OPPONENT	RESULT	SCORE	RECORD	GM	DATE	OPPONENT	RESULT	SCORE	RECORD
1	10/17	TORONTO	W	4-1	1-0-0	40	03/15	BOSTON	L	1-2 OT	18-20-2
2	10/20	BOSTON	W	5-1	2-0-0	41	03/17	@ PR Pirates	L	2-6	18-21-2
3	10/24	DETROIT	L	0-1	2-1-0	42	03/19	PIT PIRATES	W	3-2 OT	19-21-2
4	10/27	PIT PIRATES	L	3-5	2-2-0	43	03/22	DETROIT	T	3-3 OT	19-21-3
5	10/30	@ NY Rangers	L	3-4 OT	2-3-0	44	03/25	@ NY Rangers	L	0-4	19-22-3
6	12/01	@ NY Americans	T	2-2 OT	2-3-1						
7	12/04	@ MTL Maroons	W	5-3	3-3-1						
8	12/07	OTTAWA	L	2-3	3-4-1						
9	12/09	@ Toronto	L	2-5	3-5-1						
10	12/11	@ Montreal	W	3-0	4-5-1						
11	12/15	NY RANGERS	W	6-2	5-5-1						
12	12/18	NY AMERICANS	W	4-2	6-5-1						
13	12/22	MONTREAL	L	1-3	6-6-1						
14	12/25	DETROIT	W	2-0	7-6-1						
15	12/29	MTL MAROONS	W	5-4 OT	8-6-1						
16	01/01	NY RANGERS	L	0-4	8-7-1						
17	01/04	PIT PIRATES	L	1-2	8-8-1						
18	01/08	@ PR Pirates	W	4-0	9-8-1						
19	01/11	@ Boston	L	3-6	9-9-1						
20	01/16	@ NY Rangers	L	4-5	9-10-1						
21	01/19	TORONTO	W	4-3 OT	10-10-1						
22	01/22	BOSTON	T	2-2 OT	10-10-2						
23	01/27	@ PR Pirates	L	2-4	10-11-2						
24	01/29	@ Toronto	L	1-6	10-12-2						
25	02/01	@ Detroit	L	3-4 OT	10-13-2						
26	02/03	@ MTL Maroons	L	0-3	10-14-2						
27	02/05	@ Ottawa	L	1-2	10-15-2						
28	02/09	OTTAWA	W	5-3	11-15-2						
29	02/11	MONTREAL	W	6-1	12-15-2						
30	02/13	@ NY Americans	L	1-2 OT	12-16-2						
31	02/15	@ Boston	L	0-3	12-17-2						
32	02/19	@ Detroit	W	4-1	13-17-2						
33	02/23	NY AMERICANS	W	3-1	14-17-2						
34	02/26	MTL MAROONS	L	1-2 OT	14-18-2						
35	03/01	NY RANGERS	W	3-0	15-18-2						
36	03/03	@ Montreal	L	1-7	15-19-2						
37	03/05	@ Ottawa	W	2-1 OT	16-19-2						
38	03/08	@ Detroit	W	4-1	17-19-2						
39	03/13	@ Boston	W	4-0	18-19-2						



PLAYER	GP	G	A	PTS	PIM	PLAYER	GP	G	A	PTS	PIM
IRVIN, DICK	43	18	18	36	34	DORATY, KEN	20	0	0	0	0
DYE, CECIL	41	25	5	30	14	LEHMAN, HUGH	44	0	0	0	0
MACKEY, MICKEY	34	14	8	22	23						
HAY, GEORGE	35	14	8	22	12						
FRASER, GORDON	44	14	6	20	89						
MCVEIGH, CHARLES	43	12	4	16	23						
WILSON, CULLEY	39	8	4	12	40						
TRAPP, BOB	44	4	2	6	92						
RODDEN, EDDIE	19	3	3	6	0						
DUKOWSKI, DUNE	34	3	2	5	22						
TRAUB, PERCY	37	0	2	2	93						
RILEY, JIM	15	0	2	2	14						
TOWNSOND, ART	4	0	0	0	0						
MCFARLANE, GORDON	1	0	0	0	0						

GOALIES	GP	W	L	T	MIN	GA	SO	AVG
LEHMAN, HUGH	44	19	22	3	2,797	116	5	2.49

LEADERSHIP

PLAYERS

2013-14

OPPONENTS

TRADITION

RECORDS

PLAYOFFS

HISTORY

MINORS

NHL

MEDIA

1927-28 CHICAGO BLACKHAWKS 7-34-3, 17 POINTS, 5TH AMERICAN DIVISION

	GM	DATE	OPPONENT	RESULT	SCORE	RECORD	GM	DATE	OPPONENT	RESULT	SCORE	RECORD
LEADERSHIP	1	11/15	@ Boston	T	1-1 OT	0-0-1	38	03/01	@ Mtl Maroons	L	3-6	7-28-3
	2	11/17	@ Mtl Maroons	W	3-2	1-0-1	39	03/05	@ Ottawa	L	1-3	7-29-3
	3	11/19	@ Toronto	L	2-4	1-1-1	40	03/10	@ Ptl Pirates	L	2-5	7-30-3
	4	11/23	OTTAWA	L	0-2	1-2-1	41	03/12	PTL PIRATES	L	1-2	7-31-3
PLAYERS	5	11/26	DETROIT	T	0-0 OT	1-2-2	42	03/15	BOSTON	L	1-3	7-32-3
	6	11/30	MONTREAL	L	2-5	1-3-2	43	03/17	DETROIT	L	0-7	7-33-3
	7	12/01	@ Detroit	L	1-3	1-4-2	44	03/21	NY RANGERS	L	1-6	7-34-3
	8	12/03	NY RANGERS	W	4-2	2-4-2						
2013-14	9	12/07	NY AMERICANS	L	1-2	2-5-2						
	10	12/10	BOSTON	L	0-2	2-6-2						
	11	12/14	TORONTO	L	2-4	2-7-2						
	12	12/17	@ Ptl Pirates	W	5-2	3-7-2						
OPPONENTS	13	12/18	@ NY Americans	L	0-2	3-8-2						
	14	12/22	@ Montreal	L	2-5	3-9-2						
	15	12/25	@ NY Rangers	L	0-2	3-10-2						
	16	12/28	MTL MAROONS	L	3-4	3-11-2						
TRADITION	17	01/02	TORONTO	L	1-4	3-12-2						
	18	01/04	MONTREAL	L	1-3	3-13-2						
	19	01/08	@ NY Rangers	L	0-5	3-14-2						
	20	01/10	@ Boston	L	1-3	3-15-2						
RECORDS	21	01/12	@ Ptl Pirates	L	0-2	3-16-2						
	22	01/16	PTL PIRATES	L	1-2	3-17-2						
	23	01/18	DETROIT	W	3-0	4-17-2						
	24	01/21	BOSTON	T	1-1 OT	4-17-3						
PLAYERS	25	01/24	@ Montreal	L	0-10	4-18-3						
	26	01/26	@ Ottawa	L	6-9	4-19-3						
	27	01/28	@ Toronto	L	1-4	4-20-3						
	28	01/29	DETROIT	L	2-4	4-21-3						
HISTORY	29	02/05	@ NY Americans	W	6-0	5-21-3						
	30	02/08	PTL PIRATES	L	1-2	5-22-3						
	31	02/10	MTL MAROONS	L	2-3	5-23-3						
	32	02/12	@ NY Rangers	W	3-0	6-23-3						
MINORS	33	02/14	@ Boston	L	0-1	6-24-3						
	34	02/19	@ Detroit	W	2-1	7-24-3						
	35	02/22	OTTAWA	L	2-3	7-25-3						
	36	02/25	NY RANGERS	L	0-1	7-26-3						
NHL	37	02/28	NY AMERICANS	L	1-2	7-27-3						
MEDIA												

PLAYER	GP	G	A	PTS	PIM	PLAYER	GP	G	A	PTS	PIM
KEATS, DUKE	32	14	8	22	55	RODDEN, EDDIE	9	0	2	2	6
MACKEY, MIKEY	36	17	4	21	23	GRAHAM, TED	19	1	0	1	8
MCVEIGH, CHARLES	39	6	7	13	10	WUDANE, NICK	15	1	0	1	22
ARBOUR, TY	32	5	5	10	32	LAFRANCE, LEO	14	1	0	1	4
WENTWORTH, CY	43	5	5	10	31	HÖFFINGER, VIC	15	0	1	1	18
IRVIN, DICK	12	5	4	9	14	STANLEY, BARNIE	2	0	0	0	0
BENNETT, CORBETT	18	5	0	5	12	DIYE, CECIL	10	0	0	0	0
BROWNIE, CECIL	12	2	0	2	4	GARDINER, CHARLES	40	0	0	0	0
MCCALMON, EDDIE	21	2	0	2	8	LEHMAN, HUGH	4	0	0	0	0
MILLER, EARL	21	1	1	2	32						
TAYLOR, RALPH	22	1	1	2	39						
MORAN, AMBY	21	1	1	2	14						
FRASER, GORDON	11	1	1	2	10						
TRAPP, BOB	34	0	2	2	37						

GOALIES	GP	W	L	T	MIN	GA	SO	AVG
GARDINER, CHARLES	40	6	32	2	2,420	114	3	2.85
LEHMAN, HUGH	4	1	2	1	250	20	1	4.8

1928-29 CHICAGO BLACKHAWKS

7-29-8, 22 POINTS, 5TH AMERICAN DIVISION

GM	DATE	OPPONENT	RESULT	SCORE	RECORD	GM	DATE	OPPONENT	RESULT	SCORE	RECORD
1	11/15	@ Toronto	L	0-2	0-1-0	40	03/05	@ PIT Pirates	L	2-3 OT	6-28-6
2	11/17	@ Mtl Maroons	L	2-4	0-2-0	41	03/07	TORONTO*	T	1-1 OT	6-28-7
3	11/20	PIT PIRATES	L	0-2	0-3-0	42	03/10	PIT PIRATES*	W	1-0	7-28-7
4	11/22	NY RANGERS	L	1-2	0-4-0	43	03/12	@ Boston	L	1-11	7-29-7
5	11/25	BOSTON	T	1-1 OT	0-4-1	44	03/14	@ NY Rangers	T	1-1 OT	7-29-8
6	11/29	@ NY Rangers	L	1-2 OT	0-5-1	# Games moved to Detroit due to building conflicts. ## Bad ice in Chicago on 02/24; game moved to Detroit on 02/25. * Games moved to Fort Erie, Ontario, due to building conflicts. ** Games moved to Windsor, Ontario, due to building conflicts.					
7	12/01	@ PIT Pirates	W	3-2	1-5-1						
8	12/06	@ Ottawa	L	0-2	1-6-1						
9	12/08	@ Montreal	L	1-2	1-7-1						
10	12/11	OTTAWA	W	2-1	2-7-1						
11	12/16	NY AMERICANS	L	0-1	2-8-1						
12	12/18	MONTREAL	L	0-5	2-9-1						
13	12/25	@ Boston	W	2-1	3-9-1						
14	12/27	@ NY Americans	W	2-0	4-9-1						
15	12/30	@ Detroit	L	1-3	4-10-1						
16	01/01	DETROIT	L	1-2	4-11-1						
17	01/03	TORONTO	L	0-2	4-12-1						
18	01/06	DETROIT	L	1-3	4-13-1						
19	01/08	@ PIT Pirates	L	0-1 OT	4-14-1						
20	01/10	MTL MAROONS	T	1-1 OT	4-14-2						
21	01/13	PIT PIRATES	T	1-1 OT	4-14-3						
22	01/15	@ Montreal	L	0-1	4-15-3						
23	01/17	@ NY Rangers	L	0-1	4-16-3						
24	01/20	BOSTON	L	0-2	4-17-3						
25	01/22	@ Ottawa	T	1-1 OT	4-17-4						
26	01/26	@ Toronto	L	0-2	4-18-4						
27	01/29	@ Boston	L	1-4	4-19-4						
28	01/31	@ Mtl Maroons	L	0-2	4-20-4						
29	02/03	NY RANGERS#	L	2-3	4-21-4						
30	02/05	@ Detroit	W	1-0	5-21-4						
31	02/07	@ NY Americans	L	0-1	5-22-4						
32	02/10	NY AMERICANS*	L	0-1	5-23-4						
33	02/14	MONTREAL*	L	0-1	5-24-4						
34	02/17	BOSTON*	L	0-3	5-25-4						
35	02/20	OTTAWA#	L	0-3	5-26-4						
36	02/23	DETROIT##	T	0-0 OT	5-26-5						
37	02/26	@ Detroit	L	0-3	5-27-5						
38	02/28	NY RANGERS#	T	0-0 OT	5-27-6						
39	03/02	MTL MAROONS**	W	2-1	6-27-6						

PLAYER	GP	G	A	PTS	PIM	PLAYER	GP	G	A	PTS	PIM			
RIPEY, VIC	39	11	2	13	31	GARDINER, HERB	5	0	0	0	0			
GOTTSEIG, JOHN	44	5	3	8	26		GARDINER, CHARLES	44	0	0	0	0		
IRVIN, DICK	39	6	1	7	30									
ABBOUR, TY	44	3	4	7	32									
MARCH, HAROLD	35	3	3	6	6									
COUTURE, ROSIE	45	1	3	4	22									
WENTWORTH, CY	44	2	1	3	44									
MCKINNON, ALEX	44	1	1	2	56									
MILLER, EARL	17	1	1	2	24									
LOUGHLIN, CLEM	24	0	1	1	16									
KEATS, DUNE	3	0	1	1	0									
TAYLOR, RALPH	38	0	0	0	56									
BURNS, BOBBY	6	0	0	0	6									
HOFFINGER, VIC	10	0	0	0	12									
LESIEUR, ART	2	0	0	0	0									
						GOALIES	GP	W	L	T	MIN	GA	SO	AVG
						GARDINER, CHARLES	44	7	29	8	2,758	85	5	1.85

LEADERSHIP

PLAYERS

2013-14

OPPONENTS

TRADITION

RECORDS

PLAYOFFS

HISTORY

MINORS

NHL

MEDIA

1929-30 CHICAGO BLACKHAWKS 21-18-5, 47 POINTS, 2ND AMERICAN DIVISION

	GM	DATE	OPPONENT	RESULT	SCORE	RECORD	GM	DATE	OPPONENT	RESULT	SCORE	RECORD
LEADERSHIP	1	10/24	@ Toronto	T	2-2 OT	0-0-1	38	03/02	PIT PIRATES	W	3-0	18-16-4
	2	10/26	@ Montreal	T	4-4 OT	0-0-2	39	03/04	NY RANGERS	T	2-2 OT	18-16-5
	3	10/29	@ NY Americans	W	5-1	1-0-2	40	03/08	@ PIT Pirates (B)	W	4-3	19-16-5
	4	10/31	OTTAWA	L	5-6 OT	1-1-2	41	03/09	@ NY Americans	L	2-5	19-17-5
PLAYERS	5	10/24	DETROIT	W	4-0	2-1-2	42	03/11	@ Boston	L	3-4	19-18-5
	6	10/28	NY RANGERS	L	2-3	2-2-2	43	03/15	BOSTON	W	3-2 OT	20-18-5
	7	12/01	BOSTON	W	3-1	3-2-2	44	03/18	TORONTO	W	4-1	21-18-5
	8	12/05	@ PIT Pirates	W	5-2	4-2-2						
2013-14	9	12/08	NY Americans	W	4-2	5-2-2	A		at Atlantic City, N.J.			
	10	12/12	MTL MAROONS	W	4-3	6-2-2	B		at Fort Erie, Ontario.			
	11	12/15	PIT PIRATES	W	3-1	7-2-2						
	12	12/19	@ Detroit	L	3-4	7-3-2						
OPPONENTS	13	12/21	@ Boston	L	1-4	7-4-2						
	14	12/22	@ NY Rangers	L	1-3	7-5-2						
	15	12/24	@ Ottawa	W	3-1	8-5-2						
	16	12/26	@ MTL Maroons	W	4-3	9-5-2						
TRADITION	17	12/29	TORONTO	L	3-4	9-6-2						
	18	01/01	MONTREAL	L	2-3 OT	9-7-2						
	19	01/05	DETROIT	L	0-4	9-8-2						
	20	01/09	@ Detroit	T	1-1 OT	9-9-3						
RECORDS	21	01/12	NY RANGERS	W	2-1	10-9-3						
	22	01/14	PIT PIRATES	W	6-2	11-9-3						
	23	01/16	BOSTON	W	2-1	12-9-3						
	24	01/19	@ NY Rangers	L	1-4	12-10-3						
PLAYERS	25	01/21	@ Boston	L	1-5	12-10-3						
	26	01/25	@ PIT Pirates (A)	W	5-2	13-10-3						
	27	01/28	@ Ottawa	W	2-1	14-10-3						
	28	01/30	@ Montreal	L	0-1 OT	14-11-3						
HISTORY	29	02/01	@ Toronto	L	0-6	14-12-3						
	30	02/02	@ Detroit	W	4-1	15-12-3						
	31	02/06	MTL MAROONS	W	3-2	16-12-3						
	32	02/16	MONTREAL	L	1-2 OT	16-13-3						
MINORS	33	02/18	NY AMERICANS	L	4-6 OT	16-14-3						
	34	02/20	OTTAWA	L	2-5	16-15-3						
	35	02/25	DETROIT	L	1-2	16-16-3						
	36	02/25	@ MTL Maroons	W	2-0	17-16-3						
NHL	37	02/27	@ NY Rangers	T	1-1 OT	17-16-4						
MEDIA												



PLAYER	GP	G	A	PTS	PIM	PLAYER	GP	G	A	PTS	PIM
COOK, TOM	41	14	16	30	16	BOSTRUP, HELGE	21	0	1	1	8
GOTTSEIG, JOHN	39	21	4	25	28	GARDINER, CHARLES	44	0	0	0	0
SOMERS, ART	44	11	13	24	34						
ARBOUR, TY	42	10	8	18	26						
DUTKOWSKI, DUKE	44	7	10	17	42						
MILLER, EARL	28	11	5	16	50						
RIPLEY, VIC	38	8	8	16	33						
COUTURE, ROSIE	43	8	8	16	63						
INGRAM, FRANK	35	6	10	16	28						
MARCH, HAROLD	43	8	7	15	48						
ADAMS, STEWART	26	4	6	10	16						
WENTWORTH, CY	37	3	4	7	28						
ABEL, CLARINCE	38	3	3	6	42						
GRAHAM, TED	26	1	2	3	23						
TAYLOR, RALPH	17	1	0	1	42						
BURNS, BOBBY	11	1	0	1	2						

GOALIES	GP	W	L	T	MIN	GA	SO	AVG
GARDINER, CHARLES	44	21	18	5	2,750	111	3	2.42

1930-31 CHICAGO BLACKHAWKS

24-17-3, 51 POINTS, 2ND AMERICAN DIVISION

GM	DATE	OPPONENT	RESULT	SCORE	RECORD	GM	DATE	OPPONENT	RESULT	SCORE	RECORD
1	11/16	NY RANGERS	T	1-1 OT	0-0-1	40	05/12	BOSTON	W	3-2	22-15-3
2	11/20	BOSTON	W	1-0	1-0-1	41	05/15	TORONTO	L	1-2	22-16-3
3	11/23	MONTREAL	W	3-0	2-0-1	42	05/17	@ Phi Quakers	W	4-0	23-16-3
4	11/25	@ Boston	W	4-3 OT	3-0-1	43	05/19	@ Toronto	L	2-8	23-17-3
5	11/27	@ NY Rangers	W	4-0	4-0-1	44	05/22	@ Detroit	W	2-1	24-17-3
6	11/29	@ Ottawa	W	3-0	5-0-1						
7	12/02	@ Mtl Maroons	L	1-2	5-1-1						
8	12/04	NY AMERICANS	W	4-2	6-1-1						
9	12/07	DETROIT	W	3-2	7-1-1						
10	12/09	@ Detroit	L	0-1	7-2-1						
11	12/14	MTL MAROONS	L	0-2	7-3-1						
12	12/16	OTTAWA	W	4-2	8-3-1						
13	12/18	@ Montreal	T	0-0 OT	8-3-2						
14	12/20	@ Toronto	L	1-3	8-4-2						
15	12/23	@ Phi Quakers	W	3-2	9-4-2						
16	12/28	TORONTO	L	2-3	9-5-2						
17	01/01	PHI QUAKERS	W	10-3	10-5-2						
18	01/04	DETROIT	L	1-2	10-6-2						
19	01/06	@ Boston	L	2-5	10-7-2						
20	01/08	@ Phi Quakers	W	4-0	11-7-2						
21	01/11	@ NY Rangers	W	2-0	12-7-2						
22	01/13	@ NY Americans	W	1-0	13-7-2						
23	01/15	BOSTON	W	2-0	14-7-2						
24	01/18	NY RANGERS	W	2-1	15-7-2						
25	01/22	PHI QUAKERS	W	5-2	16-7-2						
26	01/25	MTL MAROONS	L	2-3 OT	16-8-2						
27	02/01	MONTREAL	L	2-4	16-9-2						
28	02/05	PHI QUAKERS	W	6-1	17-9-2						
29	02/08	@ NY Rangers	W	3-2	18-9-2						
30	02/10	@ Boston	L	1-2 OT	18-10-2						
31	02/12	@ Ottawa	W	3-2	19-10-2						
32	02/15	NY RANGERS	L	1-2	19-11-2						
33	02/20	DETROIT	L	4-5 OT	19-12-2						
34	02/22	@ Detroit	T	1-1 OT	19-12-3						
35	02/24	@ Mtl Maroons	L	2-3 OT	19-13-3						
36	03/01	OTTAWA	W	5-0	20-13-3						
37	03/05	NY AMERICANS	W	1-0	21-13-3						
38	03/08	@ NY Americans	L	1-2	21-14-3						
39	03/10	@ Montreal	L	1-2	21-15-3						



PLAYER	GP	G	A	PTS	PIM	PLAYER	GP	G	A	PTS	PIM
GOTTSELIG, JOHN	42	20	12	32	34	JENKINS, ROGER	10	0	1	1	2
COOK, TOM	44	15	14	29	34	VOVES, ED	5	0	0	0	0
INGRAM, FRANK	44	17	4	21	37	GARDINER, CHARLES	44	0	0	0	0
COUTURE, ROSIE	44	8	11	19	30						
ADAMS, STEWART	36	5	13	18	18						
MARKH, HAROLD	44	11	6	17	36						
DESIARDING, VICTOR	38	3	12	15	11						
REPLEY, VIC	39	8	4	12	9						
ROMKES, ELLVIN	30	5	7	12	8						
SOMERS, ART	33	3	6	9	33						
VENTWORTH, CY	44	4	4	8	12						
MILLER, EARL	19	3	4	7	8						
GRAHAM, TED	44	0	7	7	38						
ARBOUR, TY	41	3	3	6	12						
BOSTROM, HELGE	38	2	2	4	32						
DUTKOWSKI, DUKE	25	1	3	4	28						
ABEL, CLARENCE	43	0	1	1	45						

GOALIES	GP	W	L	T	MIN	GA	SO	AVG
GARDINER, CHARLES	44	24	17	3	2,710	78	12	1.72

LEADERSHIP

PLAYERS

2013-14

OPPONENTS

TRADITION

RECORDS

PLAYOFFS

HISTORY

MINORS

NHL

MEDIA

1931-32 CHICAGO BLACKHAWKS 18-19-11, 47 POINTS, 2ND AMERICAN DIVISION

GM	DATE	OPPONENT	RESULT	SCORE	RECORD	GM	DATE	OPPONENT	RESULT	SCORE	RECORD
1	11/12	@ Toronto	W	2-1	1-0-0	38	02/24	MTL MAROONS	W	3-1	14-14-10
2	11/15	NY AMERICANS	T	1-1 OT	1-0-1	39	02/27	@ Toronto	L	2-4	14-15-10
3	11/18	TORONTO	T	1-1 OT	1-0-2	40	03/01	@ Mtl Maroons	L	0-1	14-16-10
4	11/22	MTL MAROONS	W	4-2	2-0-2	41	03/04	NY AMERICANS	W	6-1	15-16-10
5	11/24	@ NY Rangers	T	1-1 OT	2-0-3	42	03/06	NY RANGERS	W	4-3 OT	16-16-10
6	11/26	@ Boston	L	0-1	2-1-3	43	03/08	@ NY Rangers	L	1-6	16-17-10
7	11/29	NY RANGERS	L	0-5	2-2-3	44	03/10	@ Boston	W	3-2	17-17-10
8	12/02	MONTREAL	W	2-1	3-2-3	45	03/12	@ Montreal	L	0-1	17-18-11
9	12/06	@ NY Americans	L	0-2	3-3-3	46	03/16	DETROIT	T	1-1 OT	17-19-11
10	12/08	@ Montreal	T	1-1 OT	3-3-4	47	03/19	@ Toronto	L	3-11	17-19-11
11	12/13	BOSTON	L	0-3	3-4-4	48	03/20	BOSTON	W	1-0	18-19-11
12	12/16	DETROIT	W	4-1 OT	4-4-4						
13	12/17	@ Detroit	L	1-4	4-5-4						
14	12/20	TORONTO	W	1-0 OT	5-5-4						
15	12/22	@ Mtl Maroons	T	1-1 OT	5-5-5						
16	12/27	@ NY Rangers	L	1-3	5-6-5						
17	12/29	@ Boston	T	3-3 OT	5-6-6						
18	01/01	NY AMERICANS	W	3-2	6-6-6						
19	01/03	NY RANGERS	T	1-1 OT	6-6-7						
20	01/06	DETROIT	W	4-2	7-6-7						
21	01/10	BOSTON	T	1-1 OT	7-6-8						
22	01/15	MONTREAL	L	1-2	7-7-8						
23	01/14	@ Detroit	L	0-2	7-8-8						
24	01/17	MTL MAROONS	T	3-3 OT	7-8-9						
25	01/19	@ Boston	W	3-2	8-8-9						
26	01/21	@ NY Americans	W	1-0	9-8-9						
27	01/23	@ Mtl Maroons	T	3-3 OT	9-8-10						
28	01/27	DETROIT	W	2-1 OT	10-8-10						
29	01/28	@ Detroit	L	2-4	10-9-10						
30	01/31	NY RANGERS	L	0-3	10-10-10						
31	02/03	TORONTO	W	7-0	11-10-10						
32	02/07	@ NY Rangers	L	0-1	11-11-10						
33	02/09	@ NY Americans	W	3-1	12-11-10						
34	02/11	@ Montreal	L	1-4	12-12-10						
35	02/14	@ Detroit	L	1-3	12-13-10						
36	02/17	MONTREAL	L	1-3	12-14-10						
37	02/20	BOSTON	W	2-1	13-14-10						



PLAYER	GP	G	A	PTS	PIM	PLAYER	GP	G	A	PTS	PIM
GOTTSELIG, JOHN	44	13	15	28	28	MILLER, EARL	9	0	0	0	0
COOK, TOM	48	12	13	25	36	GARDINER, CHARLES	48	0	0	0	0
MARCH, HAROLD	48	12	10	22	59	CLUBE, WILF	1	0	0	0	0
THOMPSON, PAUL	48	8	14	22	34						
RIPLEY, VIC	46	12	6	18	47						
COUTURE, ROSIE	48	9	9	18	8						
WENTWORTH, CY	48	3	10	13	30						
LOWMEY, GERRY	48	8	3	11	32						
ABEL, CLARENCE	48	3	3	6	34						
HOLMES, LOUIS	41	2	4	6	6						
BOUCHER, GEORGE	43	1	5	6	50						
ADAMS, STEWART	26	0	5	5	26						
INGRAM, FRANK	19	1	2	3	4						
GRAHAM, TED	48	0	3	3	40						
ROMNES, ELWYN	18	1	0	1	6						
SHEA, PAT	10	1	0	1	0						
COULTER, ART	14	0	1	1	23						
BOSTRUM, HELGE	13	0	0	0	4						

GOALIES	GP	W	L	T	MIN	GA	SO	AVG
GARDINER, CHARLES	48	18	18	11	2,989	92	4	1.85
CLUBE, WILF	1	0	1	0	41	9	0	13.17

1932-33 CHICAGO BLACKHAWKS

16-20-12, 44 POINTS, 4TH AMERICAN DIVISION

GM	DATE	OPPONENT	RESULT	SCORE	RECORD	GM	DATE	OPPONENT	RESULT	SCORE	RECORD
1	11/10	@ Detroit	L	1-3	0-1-0	40	02/26	NY RANGERS	L	1-4	14-18-10
2	11/13	NY AMERICANS	T	1-1 OT	0-1-1	41	03/02	NY AMERICANS	W	3-2	15-18-10
3	11/17	TORONTO	W	3-1	1-1-1	42	03/05	TORONTO	L	1-2	15-17-10
4	11/20	MONTREAL	W	2-1	2-1-1	43	03/07	OTTAWA	W	5-1	16-17-10
5	11/22	@ Boston	L	1-5	2-2-1	44	03/09	@ Ottawa	T	3-3 OT	16-17-11
6	11/24	@ NY Rangers	T	1-1 OT	2-2-2	45	03/11	@ Mtl Maroons	L	2-6	16-18-11
7	11/26	@ Montreal	L	1-2	2-3-2	46	03/14	@ Boston (A)	L	0-1	16-19-11
8	11/29	@ Ottawa	L	1-3	2-4-2	47	03/19	DETROIT	L	2-4	16-20-11
9	12/04	NY RANGERS	W	4-3	3-4-2	48	03/23	@ Toronto	T	2-2 OT	16-20-12
10	12/06	OTTAWA	T	1-1 OT	3-4-3	A The only forfeit in Blackhawks history. With the Blackhawks trailing 3-2, the players refused to return to the ice after their coach, Tom Gorman, was ejected by referee Bill Stewart. Boston was awarded a 1-0 victory by Stewart.					
11	12/08	DETROIT	W	3-1	4-4-3						
12	12/11	MTL MAROONS	T	2-2 OT	4-4-4						
13	12/15	BOSTON	L	0-1	4-5-4						
14	12/18	@ NY Americans	T	0-0 OT	4-5-5						
15	12/22	@ Mtl Maroons	W	4-1	5-5-5						
16	12/24	@ Toronto	W	2-1	6-5-5						
17	12/25	@ Detroit	L	0-4	6-6-5						
18	12/27	TORONTO	L	3-4	6-7-5						
19	01/01	MONTREAL	W	4-1	7-7-5						
20	01/05	BOSTON	T	0-0 OT	7-7-6						
21	01/08	MTL MAROONS	W	4-3	8-7-6						
22	01/10	@ NY Americans	L	1-3	8-8-6						
23	01/12	@ Montreal	L	2-4	8-9-6						
24	01/15	NY RANGERS	L	0-5	8-10-6						
25	01/19	NY AMERICANS	W	6-0	9-10-6						
26	01/22	OTTAWA	W	2-1	10-10-6						
27	01/24	@ Mtl Maroons	L	0-3	10-11-6						
28	01/26	@ NY Rangers	W	3-1	11-11-6						
29	01/29	@ NY Americans	L	0-4	11-12-6						
30	01/31	@ Boston	W	5-1	12-12-6						
31	02/02	@ Ottawa	T	1-1 OT	12-12-7						
32	02/04	@ Toronto	T	2-2 OT	12-12-8						
33	02/05	@ Detroit	L	0-1	12-13-8						
34	02/09	DETROIT	L	1-4	12-14-8						
35	02/12	MONTREAL	W	2-0	13-14-8						
36	02/16	BOSTON	W	2-1	14-14-8						
37	02/19	MTL MAROONS	T	0-0 OT	14-14-9						
38	02/21	@ NY Rangers	T	2-2 OT	14-14-10						
39	02/23	@ Montreal	L	0-2	14-15-10						

PLAYER	GP	G	A	PTS	PIM	PLAYER	GP	G	A	PTS	PIM
THOMPSON, PAUL	48	13	20	33	27	WEBER, ART	4	0	0	0	0
COOK, TOM	48	12	14	26	30	GARDINER, CHARLES	48	0	0	0	0
GOTTSEIG, JOHN	41	11	11	22	6						
ROMNES, ELWYN	47	10	12	22	2						
MARCH, HAROLD	48	9	11	20	38						
COUTURE, ROSE	46	10	7	17	26						
MCFAYDEN, DON	47	5	9	14	20						
JENKINS, ROGER	46	3	10	13	42						
GRAHAM, TED	48	3	8	11	57						
MACKENZIE, BILL	36	4	4	8	13						
RIPLY, VIC	15	2	4	6	6						
COULTER, ART	46	3	2	5	53						
ABEL, CLARINCE	47	0	4	4	63						
BURCH, BILL	24	2	0	2	2						
BOSTRUM, HELGE	18	1	0	1	14						
HOLMES, LOUIS	15	0	0	0	2						

GOALIES	GP	W	L	T	MIN	GA	SO	AVG
GARDINER, CHARLES	48	16	20	12	3,010	108	5	2.01

LEADERSHIP

PLAYERS

2013-14

OPPONENTS

TRADITION

RECORDS

PLAYOFFS

HISTORY

MINORS

NHL

MEDIA

1933-34 CHICAGO BLACKHAWKS 20-17-11, 51 POINTS, 2ND AMERICAN DIVISION

GM	DATE	OPPONENT	RESULT	SCORE	RECORD	GM	DATE	OPPONENT	RESULT	SCORE	RECORD
1	11/09	NY AMERICANS	T	2-2 OT	0-0-1	38	02/20	@ NY AMERICANS	L	1-5	17-11-10
2	11/12	NY RANGERS	W	1-0	1-0-1	39	02/22	NY AMERICANS	T	0-0 OT	17-11-11
3	11/14	@ Montreal	L	1-5	1-1-1	40	02/24	@ Montreal	L	2-3 OT	17-12-11
4	11/16	@ Ottawa	W	2-1	2-1-1	41	02/27	@ Boston	L	1-5	17-13-11
5	11/19	OTTAWA	W	2-1	3-1-1	42	03/01	NY RANGERS	L	1-5	17-14-11
6	11/21	@ Boston	L	0-2	3-2-1	43	03/04	MTL MAROONS	W	4-2	18-14-11
7	11/23	@ NY AMERICANS	W	2-0	4-2-1	44	03/08	DETROIT	L	0-3	18-15-11
8	11/26	BOSTON	W	1-0	5-2-1	45	03/11	@ Detroit	L	2-3 OT	18-16-11
9	11/30	@ Detroit	L	1-2	5-3-1	46	03/13	@ MTL MAROONS	L	2-6	18-17-11
10	12/03	@ NY RANGERS	L	0-1 OT	5-4-1	47	03/15	@ Toronto	W	2-1	19-17-11
11	12/07	MTL MAROONS	W	3-1	6-4-1	48	03/18	TORONTO	W	3-2	20-17-11
12	12/09	@ Toronto	L	0-1	6-5-1						
13	12/12	@ Detroit	L	1-4	6-6-1						
14	12/14	DETROIT	W	4-0	7-6-1						
15	12/17	MONTREAL	W	4-1	8-6-1						
16	12/19	@ Ottawa	T	2-2 OT	8-6-2						
17	12/21	@ MTL MAROONS	T	0-0 OT	8-6-3						
18	12/23	@ Boston	W	3-1	9-6-3						
19	12/26	@ NY AMERICANS	W	2-1	10-6-3						
20	12/28	OTTAWA	T	2-2 OT	10-6-4						
21	01/01	TORONTO	L	1-2	10-7-4						
22	01/07	NY RANGERS	T	1-1 OT	10-7-5						
23	01/11	BOSTON	T	0-0 OT	10-7-6						
24	01/14	NY AMERICANS	W	4-0	11-7-6						
25	01/16	@ MTL MAROONS	L	5-6 OT	11-8-6						
26	01/18	@ NY RANGERS	L	0-5	11-9-6						
27	01/20	@ Toronto	T	2-2 OT	11-9-7						
28	01/21	MTL MAROONS	T	2-2 OT	11-9-8						
29	01/25	MONTREAL	W	2-1 OT	12-9-8						
30	01/28	TORONTO	W	2-0	13-9-8						
31	01/30	@ Ottawa	W	2-0	14-9-8						
32	02/01	@ Montreal	T	3-3 OT	14-9-9						
33	02/04	BOSTON	L	1-2 OT	14-10-9						
34	02/08	DETROIT	T	1-1 OT	14-10-10						
35	02/11	MONTREAL	W	4-1	15-10-10						
36	02/15	OTTAWA	W	5-2	16-10-10						
37	02/18	@ NY RANGERS	W	2-1	17-10-10						



PLAYER	GP	G	A	PTS	PIM	PLAYER	GP	G	A	PTS	PIM
THOMPSON, PAUL	48	20	16	36	17	STARKE, JOE	2	0	0	0	0
GOTTSEIG, JOHN	48	16	14	30	4	DUTHOWSKI, DUKE	5	0	0	0	2
ROMNES, ELMYR	47	8	21	29	6	GARDNER, CHARLES	48	0	0	0	0
CONACHER, LIONEL	48	10	13	23	87						
MARCH, HAROLD	48	4	13	17	26						
COOK, TOM	37	5	9	14	15						
COUTURE, ROSIE	48	5	8	13	21						
LEWICK, JACK	37	1	7	8	16						
COULTER, ART	41	5	2	7	39						
SHEPPARD, JOHN	38	3	4	7	4						
GOLDSWORTHY, LEROY	27	3	3	6	0						
JENKINS, ROGER	48	2	2	4	37						
TRUDEL, LOUIS	34	1	3	4	13						
MCFAYDEN, DON	34	1	3	4	20						
KENDALL, BILL	21	3	0	3	0						
ABEL, CLAIRBEE	46	2	1	3	28						

GOALIES	GP	W	L	T	MIN	GA	SO	AVG
GARDNER, CHARLES	48	20	17	11	3,090	83	10	1.63

1934-35 CHICAGO BLACKHAWKS 26-17-5, 57 POINTS, 2ND AMERICAN DIVISION

GM	DATE	OPPONENT	RESULT	SCORE	RECORD	GM	DATE	OPPONENT	RESULT	SCORE	RECORD
1	10/08	@ St. Eagles	W	3-1	1-0-0	40	02/24	Mtl. Maroons	W	6-1	21-5-4
2	10/15	@ Mtl. Maroons	W	4-3	2-0-0	41	02/28	@ Detroit	L	1-5	21-6-4
3	10/18	TORONTO	L	0-5	2-1-0	42	03/03	MONTREAL	W	3-0	22-6-4
4	10/22	STL EAGLES	W	1-0	3-1-0	43	03/05	NY AMERICANS	W	5-1	23-6-4
5	10/25	BOSTON	W	4-0	4-1-0	44	03/10	NY RANGERS	T	1-1 OT	23-6-5
6	10/27	@ Boston	W	3-2	5-1-0	45	03/14	DETROIT	L	3-4	23-11-5
7	10/29	@ NY Americans	L	0-2	5-2-0	46	03/16	@ Boston	W	5-2	24-11-5
8	12/02	NY AMERICANS	L	1-2	5-3-0	47	03/17	@ NY Rangers	W	5-2	25-11-5
9	12/09	NY RANGERS	W	4-0	6-3-0	48	03/19	@ Montreal	W	4-2	26-11-5
10	12/11	DETROIT	W	4-0	7-3-0						
11	12/16	Mtl. MAROONS	W	3-2	8-3-0						
12	12/18	@ Montreal	T	1-1 OT	8-3-1						
13	12/20	@ NY Rangers	W	4-1	9-3-1						
14	12/22	@ Toronto	L	0-1	9-4-1						
15	12/23	MONTREAL	L	1-4	9-5-1						
16	12/25	@ Detroit	W	2-1	10-5-1						
17	12/30	STL EAGLES	T	3-3 OT	10-5-2						
18	01/01	Mtl. MAROONS	L	1-2 OT	10-6-2						
19	01/05	@ Boston	W	6-0	11-6-2						
20	01/06	@ NY Americans	W	2-1	12-6-2						
21	01/08	DETROIT	L	1-2	12-7-2						
22	01/10	@ Mtl. Maroons	L	0-4	12-8-2						
23	01/12	@ Toronto	L	1-5	12-9-2						
24	01/13	BOSTON	T	1-1 OT	12-9-3						
25	01/15	TORONTO	L	2-3	12-10-3						
26	01/17	@ St. Eagles	W	5-1	13-10-3						
27	01/20	TORONTO	W	2-1	14-10-3						
28	01/22	@ NY Americans	W	2-0	15-10-3						
29	01/24	@ NY Rangers	T	3-3 OT	15-10-4						
30	01/27	STL EAGLES	W	5-3	16-10-4						
31	02/03	NY AMERICANS	W	3-2	17-10-4						
32	02/05	MONTREAL	W	4-1	18-10-4						
33	02/07	@ St. Eagles	L	0-1 OT	18-11-4						
34	02/10	NY RANGERS	L	1-2	18-12-4						
35	02/12	@ Mtl. Maroons	L	0-3	18-13-4						
36	02/14	@ Detroit	W	3-0	19-13-4						
37	02/17	BOSTON	L	1-2	19-14-4						
38	02/21	@ Montreal	W	3-1	20-14-4						
39	02/23	@ Toronto	L	1-4	20-15-4						



PLAYER	GP	G	A	PTS	PIM	PLAYER	GP	G	A	PTS	PIM
THOMPSON, PAUL	48	16	23	39	20	KENNY, ED	4	0	0	0	18
GOTTSLEIG, JOHN	48	19	38	57	16	GOLDSWORTHY, LEROY	7	0	0	0	2
MORENZ, HOWIE	48	8	26	34	21	CHABOT, LORNE	48	0	0	0	0
COOK, TOM	48	13	38	51	33						
MARCH, HAROLD	48	13	17	30	48						
ROMNES, ELWIN	35	10	14	24	8						
TRUDELL, LOUIS	47	11	11	22	28						
COUTURE, ROSIE	47	7	9	16	14						
COUTLER, ART	48	4	8	12	68						
KENDALL, BILL	47	6	4	10	16						
LEVINSKY, ALEX	23	3	4	7	16						
LOCKING, NORMAN	38	2	5	7	19						
McFARLAN, DON	36	2	5	7	4						
BURKE, MARY	48	2	2	4	29						
WEIR, ART	42	2	1	3	27						

GOALIES	GP	W	L	T	MINS	GA	SO	AVG
CHABOT, LORNE	48	26	17	5	2,940	88	8	1.8

LEADERSHIP
PLAYERS
2013-14
OPPONENTS
TRADITION
RECORDS
PLAYOFFS
HISTORY
MINORS
NHL
MEDIA

1935-36 CHICAGO BLACKHAWKS
21-19-8, 50 POINTS, 3RD AMERICAN DIVISION

GM	DATE	OPPONENT	RESULT	SCORE	RECORD	GM	DATE	OPPONENT	RESULT	SCORE	RECORD
1	11/07	NY AMERICANS	W	3-1	1-0-0	38	02/25	TORONTO	W	5-1	18-14-6
2	11/04	@ Detroit	T	0-0 OT	1-0-1	39	02/25	@ Mtl Maroons	W	2-0	19-14-6
3	11/07	NY RANGERS	W	3-0	2-0-1	40	02/29	@ Toronto	L	2-4	19-15-6
4	11/20	TORONTO	W	4-3	3-0-1	41	03/01	NY RANGERS	W	2-1	20-15-6
5	11/24	MTL MAROONS	W	2-1	4-0-1	42	03/05	BOSTON	T	2-2 OT	20-15-7
6	11/26	@ Mtl Maroons	L	1-4	4-1-1	43	03/08	MONTREAL	W	2-0	21-15-7
7	11/28	@ NY Rangers	L	1-2	4-2-1	44	03/12	MTL MAROONS	T	3-3 OT	21-15-8
8	12/01	MONTREAL	W	1-0	5-2-1	45	03/15	@ Boston	L	0-1	21-16-8
9	12/03	@ Boston	W	3-1	6-2-1	46	03/17	@ NY Rangers	L	2-4	21-17-8
10	12/07	@ Toronto	L	1-2 OT	6-3-1	47	03/19	@ Detroit	L	3-5	21-18-8
11	12/08	BOSTON	W	1-0	7-3-1	48	03/21	@ Mtl Maroons	L	1-3	21-19-8
12	12/12	DETROIT	L	1-3	7-4-1						
13	12/15	@ NY Americans	L	0-3	7-5-1						
14	12/19	@ Montreal	T	2-2 OT	7-5-2						
15	12/22	NY AMERICANS	L	2-3 OT	7-6-2						
16	12/25	@ Detroit	W	2-0	8-6-2						
17	12/29	NY RANGERS	W	3-1	9-6-2						
18	01/01	DETROIT	L	2-4	9-7-2						
19	01/05	MTL MAROONS	L	2-3	9-8-2						
20	01/07	@ Boston	L	0-2	9-9-2						
21	01/09	@ NY Americans	W	4-1	10-9-2						
22	01/12	MONTREAL	L	1-2	10-10-2						
23	01/16	DETROIT	W	4-1	11-10-2						
24	01/19	BOSTON	W	2-1	12/10-2						
25	01/21	@ NY Rangers	W	1-0	13-10-2						
26	01/23	@ Montreal	T	1-1 OT	13-10-3						
27	01/26	NY RANGERS	W	2-1	14-10-3						
28	01/30	@ Detroit	W	4-3	15-10-3						
29	02/01	@ Toronto	L	2-3 OT	15-11-3						
30	02/02	TORONTO	W	2-0	16-11-3						
31	02/06	DETROIT	L	0-1	16-12-3						
32	02/09	NY AMERICANS	L	1-4	16-13-3						
33	02/11	@ Boston	L	1-7	16-14-3						
34	02/13	NY AMERICANS	T	2-2 OT	16-14-4						
35	02/16	BOSTON	W	4-2	17-14-4						
36	02/18	@ Montreal	T	3-3 OT	17-14-5						
37	02/20	@ NY Rangers	T	1-1 OT	17-14-6						

[illegible]

1936-37 CHICAGO BLACKHAWKS

14-27-7, 35 POINTS, 4TH AMERICAN DIVISION

GM	DATE	OPPONENT	RESULT	SCORE	RECORD	GM	DATE	OPPONENT	RESULT	SCORE	RECORD
1	11/05	NY AMERICANS	T	1-1 OT	0-0-1	40	02/28	NY RANGERS	W	4-3	11-25-6
2	11/02	@ NY Americans	T	0-0 OT	0-0-2	41	03/02	@ Boston	W	4-2	12-25-6
3	11/04	@ Toronto	L	2-6	0-1-2	42	03/04	@ Montreal	W	5-3	13-25-6
4	11/05	TORONTO	T	1-1 OT	0-1-3	43	03/07	TORONTO	T	2-2 OT	13-25-7
5	11/09	MTL MAROONS	L	0-4	0-2-3	44	03/11	BOSTON	L	2-6	13-24-7
6	11/22	BOSTON	L	1-2	0-3-3	45	03/13	@ Toronto	L	2-3	13-25-7
7	11/24	@ Boston	T	1-1 OT	0-3-4	46	03/16	@ NY Rangers	W	4-3	14-25-7
8	11/26	@ Detroit	W	2-0	1-3-4	47	03/18	@ NY Americans	L	4-9	14-26-7
9	11/29	MONTREAL	L	1-2	1-4-4	48	03/21	@ Boston	L	1-6	14-27-7
10	12/06	NY RANGERS	L	1-2	1-5-4						
11	12/08	@ NY Rangers	T	0-0 OT	1-5-5						
12	12/10	@ Mtl Maroons	L	1-2	1-6-5						
13	12/13	DETROIT	L	1-2 OT	1-7-5						
14	12/20	NY AMERICANS	W	2-1	2-7-5						
15	12/22	@ Montreal	L	1-4	2-8-5						
16	12/25	@ Detroit	T	1-1 OT	2-8-6						
17	12/27	@ NY Rangers	L	0-1	2-9-6						
18	12/29	MONTREAL	W	5-1	3-9-6						
19	01/01	DETROIT	W	4-2	4-9-6						
20	01/03	MTL MAROONS	L	1-3	4-10-6						
21	01/07	BOSTON	L	0-2	4-11-6						
22	01/10	TORONTO	W	2-1	5-11-6						
23	01/12	@ Boston	W	4-2	6-11-6						
24	01/14	@ Mtl Maroons	L	3-7	6-12-6						
25	01/16	@ Toronto	L	2-3 OT	6-13-6						
26	01/17	DETROIT	L	0-2	6-14-6						
27	01/19	@ Detroit	L	2-7	6-15-6						
28	01/21	NY RANGERS	W	2-0	7-15-6						
29	01/24	MONTREAL	L	1-4	7-16-6						
30	01/27	@ NY Americans	W	9-0	8-16-6						
31	01/28	@ Montreal	L	5-6	8-17-6						
32	01/31	MTL MAROONS	L	1-2	8-18-6						
33	02/07	NY AMERICANS	W	5-1	9-18-6						
34	02/11	NY RANGERS	W	5-2	10-18-6						
35	02/14	BOSTON	L	1-2	10-19-6						
36	02/18	@ NY Rangers	L	1-2 OT	10-20-6						
37	02/20	@ Mtl Maroons	L	1-6	10-21-6						
38	02/21	@ Detroit	L	0-6	10-22-6						
39	02/25	DETROIT	L	1-3	10-23-6						



PLAYER	GP	G	A	PTS	PIM	PLAYER	GP	G	A	PTS	PIM
THOMPSON, PAUL	47	17	18	35	28	LAPRAIRIE, BENJAMIN	6	0	0	0	0
GOTTSEIG, JOHN	47	9	21	30	10	SJOMAL, AL	5	0	0	0	0
LAROCHELLE, WILDOOR	43	9	10	19	6	SCHAEFFER, PAUL	5	0	0	0	6
TRUDEL, LOUIS	42	6	12	18	11	BRINK, MILT	5	0	0	0	0
ROMNES, ELWYN	28	4	14	18	2	KARAKAS, MIKE	48	0	0	0	2
KELLY, REGIS	29	13	4	17	0						
MARCH, HAROLD	36	11	6	17	31						
PALANGIO, PETE	30	8	9	17	16						
SEIBERT, EARL	45	9	6	15	46						
BRYSSON, GLENN	30	7	7	14	20						
LEVINSKY, ALEX	48	0	8	8	32						
BURNE, MARTY	42	1	3	4	28						
JACKSON, HAROLD	38	1	3	4	6						
KENDALL, BILL	17	3	0	3	6						
KLINGBEIL, IKE	5	1	2	3	2						
BLAIR, ANDY	45	0	3	3	33						
COOK, TOM	15	0	2	2	0						
WIEBE, ART	45	0	2	2	6						

GOALIES	GP	W	L	T	MIN	GA	SO	AVG
KARAKAS, MIKE	48	14	27	7	2,978	151	5	2.64

LEADERSHIP

PLAYERS

2013-14

OPPONENTS

TRADITION

RECORDS

PLAYOFFS

HISTORY

MINORS

NHL

MEDIA

1937-38 CHICAGO BLACKHAWKS
14-25-9, 37 POINTS, 3RD AMERICAN DIVISION

1938 STANLEY CUP CHAMPIONS

Top Row: Ray Soderstrom, Kenneth "Red" Hextall, Fred Thompson, Alex Dillman, Ben "Babe" Eddy, Gustavon
 Middle Row: Alvin Hansen, Allan Stanley, Allan Stewart, Art MacIntyre, Ed Stenlund, Allan Stenlund, Ed
 Bottom Row: Coach "Doc" George, Allan Stewart, Allan Stewart, Allan Stewart, Allan Stewart, Allan Stewart, Allan Stewart

PLAYER	GP	G	A	PTS	PIM
KENDALL, BILL	9	0	1	1	2
BURKE, MARTY	12	0	0	0	8
HANSON, OSCAR	8	0	0	0	0
HEYUGER, VIC	7	0	0	0	0
JACKSON, HAROLD	3	0	0	0	0
KARAKAS, MIKE	48	0	0	0	0

1938-39 CHICAGO BLACKHAWKS

12-28-8, 32 POINTS, 7TH NHL

GM	DATE	OPPONENT	RESULT	SCORE	RECORD	GM	DATE	OPPONENT	RESULT	SCORE	RECORD
1	11/03	NY AMERICANS	W	6-1	10-0	40	02/26	BOSTON	L	1-5	11-22-7
2	11/05	@ Toronto	W	2-0	2-0-0	41	03/02	@ NY Rangers	W	3-1	12-22-7
3	11/06	@ Montreal	W	3-2	3-0-0	42	03/04	@ Toronto	T	1-1 OT	12-22-8
4	11/13	MONTREAL	W	4-3	4-0-0	43	03/05	MONTREAL	L	1-2 OT	12-23-8
5	11/17	NY RANGERS	L	0-1	4-1-0	44	03/09	NY RANGERS	L	3-8	12-24-8
6	11/20	TORONTO	T	1-1 OT	4-1-1	45	03/12	NY AMERICANS	L	2-3	12-25-8
7	11/24	@ Detroit	L	2-4	4-2-1	46	03/14	@ Boston	L	2-4	12-26-8
8	11/26	@ NY Americans	L	4-6	4-3-1	47	03/16	@ Montreal	L	1-5	12-27-8
9	11/27	@ NY Rangers	W	1-0	5-3-1	48	03/19	@ Detroit	L	2-3	12-28-8
10	12/01	DETROIT	L	1-4	5-4-1						
11	12/04	BOSTON	L	0-5	5-5-1						
12	12/06	@ Boston	L	0-2	5-6-1						
13	12/10	@ Toronto	L	1-4	5-7-1						
14	12/11	NY AMERICANS	W	4-0	6-7-1						
15	12/15	TORONTO	T	4-4 OT	6-7-2						
16	12/18	NY RANGERS	W	5-0	7-7-2						
17	12/22	DETROIT	T	3-3 OT	7-7-3						
18	12/25	@ NY Americans	L	1-5	7-8-3						
19	12/27	@ Montreal	W	4-1	8-8-3						
20	12/29	@ Detroit	L	1-4	8-9-3						
21	01/01	MONTREAL	L	3-4 OT	8-10-3						
22	01/05	BOSTON	L	1-2	8-11-3						
23	01/08	TORONTO	W	1-0	9-11-3						
24	01/10	@ Boston	L	1-3	9-12-3						
25	01/12	@ NY Rangers	L	0-6	9-13-3						
26	01/14	@ Toronto	L	1-3	9-14-3						
27	01/15	NY RANGERS	T	1-1 OT	9-14-4						
28	01/22	NY AMERICANS	T	1-1 OT	9-14-5						
29	01/26	DETROIT	L	0-1	9-15-5						
30	01/29	MONTREAL	L	0-1	9-16-5						
31	01/31	@ NY Rangers	L	2-3	9-17-5						
32	02/02	@ Montreal	W	4-2	10-17-5						
33	02/05	BOSTON	L	0-3	10-18-5						
34	02/07	@ NY Americans	T	2-2 OT	10-18-6						
35	02/09	@ Detroit	W	4-2	11-18-6						
36	02/16	DETROIT	T	1-1 OT	11-19-7						
37	02/19	TORONTO	L	3-4 OT	11-19-7						
38	02/21	@ Boston	L	2-8	11-20-7						
39	02/25	@ NY Americans	L	1-3	11-21-7						

PLAYER	GP	G	A	PTS	PIM	PLAYER	GP	G	A	PTS	PIM
GOTTSEIG, JOHN	48	16	25	39	15	JENKINS, ROGER	14	1	1	2	2
DESJETS, JOFFRE	48	11	13	24	28	MACKENZIE, BILL	47	1	0	1	36
MARCH, HAROLD	47	10	11	21	29	DEMARCO, SR., AB	2	1	0	1	0
DAHLSTROM, CARL	48	6	14	20	2	KARAKAS, MIKE	48	0	0	0	2
THOMS, BILL	36	6	11	17	16						
THOMPSON, PAUL	33	5	10	15	33						
SEIBERT, EARL	48	4	11	15	57						
BLUNCO, RUSSELL	47	3	12	15	2						
ROBINSON, EARL	47	9	6	15	13						
NORTHCOTT, LAWRENCE	46	5	7	12	9						
GRACE, BOB	31	4	6	10	27						
SHILL, JACK	28	2	4	6	4						
COOPER, JOE	17	3	3	6	10						
LEVINSKY, ALEX	30	1	3	4	36						
BESSLER, PHIL	17	1	3	4	16						
MASON, CHARLEY	13	1	3	4	0						
ROMNES, ELWYN	12	0	4	4	0						
WIEBE, ART	47	1	2	3	24						

GOALIES	GP	W	L	T	MIN	GA	SO	AVG
KARAKAS, MIKE	48	12	28	8	2,998	132	5	2.65

LEADERSHIP

PLAYERS

2013-14

OPPONENTS

TRADITION

RECORDS

PLAYOFFS

HISTORY

MINORS

NHL

MEDIA

1939-40 CHICAGO BLACKHAWKS

23-19-6, 52 POINTS, 4TH NHL

GM	DATE	OPPONENT	RESULT	SCORE	RECORD	GM	DATE	OPPONENT	RESULT	SCORE	RECORD
1	11/02	DETROIT	W	3-2	1-0-0	39	02/08	@ NY Americans	T	1-1 OT	16-16-6
2	11/05	@ Montreal	L	2-8	1-1-0	39	02/22	MONTREAL	W	10-1	17-16-6
3	11/02	NY AMERICANS	W	2-1	2-1-0	40	02/25	BOSTON	W	3-1	18-16-6
4	11/04	@ Boston	L	3-5 OT	2-1-0	41	02/27	@ Boston	L	0-6	18-17-6
5	11/06	@ NY Rangers	W	3-2	3-1-0	42	02/29	@ NY Rangers	W	2-1	19-17-6
6	11/09	BOSTON	L	0-2	3-1-0	43	03/05	NY RANGERS	L	1-2	19-18-6
7	11/26	@ Detroit	W	4-2	4-1-0	44	03/07	@ Montreal	W	6-1	20-18-6
8	11/30	NY RANGERS	L	2-7	4-1-0	45	03/09	@ Toronto	L	2-5	20-19-6
9	12/02	@ Toronto	T	3-3 OT	4-1-1	46	03/10	TORONTO	W	2-1	21-19-6
10	12/03	TORONTO	L	1-3 OT	4-1-1	47	03/15	@ Detroit	W	4-3	22-19-6
11	12/07	NY AMERICANS	W	2-1	5-1-1	48	03/17	DETROIT	W	3-1	23-19-6
12	12/10	MONTREAL	W	3-2	6-1-1						
13	12/12	@ NY Americans	L	0-4	6-1-1						
14	12/17	BOSTON	L	2-4	6-1-1						
15	12/21	TORONTO	W	3-1	7-1-1						
16	12/23	@ NY Rangers	L	1-7	7-1-1						
17	12/25	@ Boston	L	3-6	7-1-1						
18	12/27	@ NY Americans	L	2-4 OT	7-1-1						
19	12/30	@ Toronto	L	2-4	7-1-1						
20	01/01	DETROIT	W	1-0	8-1-1						
21	01/04	TORONTO	W	2-1	9-1-1						
22	01/07	MONTREAL	L	1-2	9-1-1						
23	01/09	@ Montreal	W	2-0	10-1-1						
24	01/11	@ NY Rangers	L	3-5	10-1-1						
25	01/14	NY RANGERS	W	2-1	11-1-1						
26	01/21	NY AMERICANS	L	1-2	11-1-1						
27	01/25	BOSTON	T	2-2 OT	11-1-2						
28	01/26	@ Detroit	T	1-1 OT	11-1-3						
29	01/28	MONTREAL	W	8-1	12-1-3						
30	01/30	@ Boston	L	0-5	12-1-3						
31	02/01	@ NY Americans	L	2-5	12-1-3						
32	02/03	@ Toronto	W	3-2	13-1-3						
33	02/04	DETROIT	T	1-1 OT	13-1-4						
34	02/08	NY AMERICANS	W	3-2	14-1-4						
35	02/09	@ Detroit	W	3-0	15-1-4						
36	02/11	NY RANGERS	W	3-0	16-1-4						
37	02/15	@ Montreal	T	1-1 OT	16-1-5						



PLAYER	GP	G	A	PTS	PIM	PLAYER	GP	G	A	PTS	PIM
DAHLSTROM, CARL	45	11	19	30	15	MACKENZIE, BILL	19	0	1	1	14
MARCH, HAROLD	47	9	14	23	49	ALLUM, BILL	1	0	0	0	0
CARGE, BILL	48	10	13	23	10	GOODMAN, PAUL	31	0	0	0	0
GOTTSEIG, JOHN	39	8	15	23	7	KARAKAS, MIKE	17	0	0	0	0
THOMS, BILL	47	9	13	22	4						
ALLEN, GEORGE	47	10	12	22	26						
HERGENSWER, PHIL	42	9	11	20	6						
BENTLEY, DOUG	39	12	7	19	12						
CUNNINGHAM, LES	37	6	11	17	2						
DESJARDIS, JOHNNIE	26	6	7	13	6						
COOPER, JOE	44	4	7	11	59						
CHAD, JOHN	22	8	3	11	11						
SEIBERT, EARL	37	3	7	10	35						
CARGE, BOB	22	3	5	8	11						
PORTLAND, JACK	16	1	4	5	20						
SMITH, DES	24	1	4	5	27						
DEMARCO, SR., AB	18	0	5	5	17						
WIEBE, ART	47	2	2	4	20						

GOALIES	GP	W	L	T	MIN	GA	SO	AVG
GOODMAN, PAUL	31	16	10	5	1,920	62	4	1.94
KARAKAS, MIKE	17	7	9	1	1,050	58	0	3.31

1940-41 CHICAGO BLACKHAWKS

16-25-7, 39 POINTS, 5TH NHL

GM	DATE	OPPONENT	RESULT	SCORE	RECORD	GM	DATE	OPPONENT	RESULT	SCORE	RECORD
1	11/07	NY AMERICANS	L	0-1	0-1-0	40	02/22	@ Montreal	L	3-7	15-19-6
2	11/10	@ Montreal	W	3-1	1-1-0	41	02/25	@ NY Rangers	L	1-4	15-20-6
3	11/12	@ Boston	W	6-5	2-1-0	42	02/27	DETROIT	W	1-0	16-20-6
4	11/14	@ NY Americans	T	2-2 OT	2-1-1	43	03/02	BOSTON	L	3-4	16-21-6
5	11/17	MONTREAL	T	4-4 OT	2-1-2	44	03/04	@ Boston	L	2-3	16-22-6
6	11/21	BOSTON	L	0-2	2-2-2	45	03/09	NY AMERICANS	T	2-2 OT	16-23-7
7	11/23	@ Toronto	W	1-0	3-2-2	46	03/13	@ Detroit	L	2-3	16-24-7
8	11/24	TORONTO	L	2-4	3-3-2	47	03/15	@ Toronto	L	1-7	16-24-7
9	11/29	@ Detroit	L	1-3	3-4-2	48	03/16	TORONTO	L	0-3	16-25-7
10	12/01	NY RANGERS	W	4-1	4-4-2						
11	12/05	DETROIT	L	1-5	4-5-2						
12	12/08	BOSTON	W	3-2 OT	5-5-2						
13	12/12	@ NY Americans	T	2-2 OT	5-5-3						
14	12/14	@ Toronto	L	1-2	5-6-3						
15	12/15	TORONTO	L	1-4	5-7-3						
16	12/19	MONTREAL	W	2-0	6-7-3						
17	12/22	NY RANGERS	W	3-1 OT	7-7-3						
18	12/25	@ NY Rangers	T	3-3 OT	7-7-4						
19	12/26	@ Montreal	L	5-7	7-8-4						
20	12/29	@ Detroit	L	1-2	7-9-4						
21	01/01	DETROIT	L	1-4	7-10-4						
22	01/05	@ Boston	T	2-2 OT	7-10-5						
23	01/07	@ NY Rangers	W	3-2	8-10-5						
24	01/09	MONTREAL	W	3-1 OT	9-10-5						
25	01/12	DETROIT	W	2-1	10-10-5						
26	01/16	@ Montreal	L	1-5	10-11-5						
27	01/19	BOSTON	T	4-4 OT	10-11-6						
28	01/23	NY AMERICANS	W	3-1	11-11-6						
29	01/26	NY RANGERS	W	4-1	12-11-6						
30	01/28	@ Boston	L	2-3	12-12-6						
31	01/30	@ NY Americans	L	4-5	12-13-6						
32	02/01	@ Toronto	L	1-3	12-14-6						
33	02/02	TORONTO	W	4-1	13-14-6						
34	02/06	@ NY Rangers	L	2-6	13-15-6						
35	02/09	NY RANGERS	L	1-2	13-16-6						
36	02/13	MONTREAL	L	5-6	13-17-6						
37	02/14	@ Detroit	L	1-2	13-18-6						
38	02/16	NY AMERICANS	W	5-4 OT	14-18-6						
39	02/20	@ NY Americans	W	4-2	15-18-6						



PLAYER	GP	G	A	PTS	PIM	PLAYER	GP	G	A	PTS	PIM
THOMS, BILL	47	13	19	32	8	PORTLAND, JACK	5	0	0	0	4
ALLEN, GEORGE	44	14	17	31	22	GOODMAN, PAUL	21	0	0	0	0
BENTLEY, DOUG	46	8	20	28	12	LOPRESTI, SAM	27	0	0	0	0
DAHLSTROM, CARL	40	11	14	25	6						
CHAD, JOHN	44	7	18	25	16						
HERGESHEIMER, PHIL	47	8	16	24	9						
CARSE, BILL	30	5	15	20	12						
SEIBERT, EARL	44	3	17	20	52						
CARSE, BOB	42	9	9	18	9						
MARCH, HAROLD	43	8	9	17	16						
BENTLEY, MAX	36	7	10	17	6						
COOPER, JOE	40	5	5	10	66						
KELLY, REGIS	21	5	3	8	7						
WIEBE, ART	45	3	2	5	28						
GOTTSEIG, JOHN	5	1	4	5	5						
MARIUKO, JOHNNY	24	0	5	5	33						
PAPKE, JOE	9	2	2	4	2						
MACKAY, DAVE	27	3	0	3	26						

GOALIES	GP	W	L	T	MIN	GA	SO	AVG
GOODMAN, PAUL	21	7	10	4	1,320	55	2	2.5
LOPRESTI, SAM	27	9	15	3	1,670	84	1	3.02

LEADERSHIP

PLAYERS

2013-14

OPPONENTS

TRADITION

RECORDS

PLAYOFFS

HISTORY

MINORS

NHL

MEDIA

1941-42 CHICAGO BLACKHAWKS

22-23-3, 47 POINTS, 4TH NHL

	GM	DATE	OPPONENT	RESULT	SCORE	RECORD	GM	DATE	OPPONENT	RESULT	SCORE	RECORD
LEADERSHIP	1	11/06	BROOKLYN	W	1-0	1-0-0	38	02/19	@ Detroit	L	1-6	20-15-5
	2	11/08	@ Montreal	T	2-2 OT	1-0-1	39	02/21	@ Montreal	L	3-5	20-16-5
	3	11/13	@ Brooklyn	W	2-1	2-0-1	40	02/22	@ NY Rangers	L	2-3	20-17-5
	4	11/16	DETROIT	W	3-2	3-0-1	41	02/26	MONTREAL	W	5-4	21-17-5
PLAYERS	5	11/20	BOSTON	W	3-2	4-0-1	42	02/28	@ Toronto	L	2-8	21-18-5
	6	11/22	@ Toronto	L	0-3	4-1-1	43	03/01	TORONTO	L	3-4	21-19-5
	7	11/25	TORONTO	W	3-2	5-1-1	44	03/05	@ Brooklyn	L	1-2	21-20-5
	8	11/25	@ NY Rangers	L	4-5 OT	4-2-1	45	03/08	BROOKLYN	W	6-1	22-20-5
2013-14	9	11/27	@ Detroit	L	1-4	4-3-1	46	03/10	@ Boston	L	1-9	22-21-5
	10	11/30	NY RANGERS	L	1-5	5-4-1	47	03/15	NY RANGERS	L	1-5	22-22-5
	11	12/04	MONTREAL	W	9-2	6-4-1	48	03/19	@ Detroit	L	4-6	22-23-5
	12	12/07	BROOKLYN	W	5-4	7-4-1						
OPPONENTS	13	12/09	@ Boston	T	2-2 OT	7-4-2						
	14	12/14	BOSTON	T	3-3 OT	7-4-3						
	15	12/18	NY RANGERS	W	5-1	8-4-3						
	16	12/20	@ Toronto	W	2-0	9-4-3						
TRADITION	17	12/21	TORONTO	L	0-3	9-5-3						
	18	12/23	@ Brooklyn	L	3-4	9-6-3						
	19	12/25	@ NY Rangers	L	3-4	9-7-3						
	20	12/30	@ Montreal	L	3-5	9-8-3						
RECORDS	21	01/01	DETROIT	L	0-3	9-9-3						
	22	01/06	@ Boston	L	2-3	9-10-3						
	23	01/08	MONTREAL	W	5-1	10-10-3						
	24	01/11	DETROIT	L	0-5	11-10-3						
PLAYERS	25	01/15	@ Brooklyn	W	7-4	12-10-3						
	26	01/17	@ Toronto	W	4-2	13-10-3						
	27	01/18	BOSTON	L	3-4	13-11-3						
	28	01/22	BROOKLYN	W	4-2	14-11-3						
HISTORY	29	01/25	TORONTO	W	6-4	15-11-3						
	30	01/29	@ Detroit	L	0-2	15-12-3						
	31	02/01	MONTREAL	L	2-3	15-13-3						
	32	02/03	@ Boston	W	5-3 OT	16-13-3						
MINORS	33	02/05	@ Montreal	W	4-3	17-13-3						
	34	02/08	NY RANGERS	L	3-4	17-14-3						
	35	02/10	@ NY Rangers	W	5-2	18-14-3						
	36	02/12	DETROIT	W	4-2	19-14-3						
NHL	37	02/15	BOSTON	W	2-0	20-14-3						
MEDIA												



PLAYER	GP	G	A	PTS	PIM	PLAYER	GP	G	A	PTS	PIM
THOMS, BILL	47	15	30	45	8	STEWART, KEN	6	1	1	2	0
MARCH, HAROLD	46	6	26	32	22	PAPINE, JOE	9	1	0	1	0
BENTLEY, MAX	38	15	17	30	2	MITCHELL, RED	1	0	0	0	4
KALETA, ALEX	47	7	21	28	24	PURPUR, CLIFF	8	0	0	0	0
HAMILL, RED	34	18	9	27	21	DICKIE, BILL	1	0	0	0	0
DAHLSTROM, CARL	33	15	14	27	6	LOPRESTI, SAM	47	0	0	0	0
CARSE, BILL	43	15	14	27	16						
CARSE, DOUG	38	12	14	26	11						
CARSE, BOB	32	7	16	23	10						
SEIBERT, EARL	45	7	14	21	52						
ALLEN, GEORGE	42	7	13	20	21						
COOPER, JOE	46	6	14	20	58						
MOSENKO, BILL	11	6	8	14	4						
HERGESHIMER, PHIL	23	3	11	14	2						
MARIUKO, JOHNNY	46	5	8	13	44						
WIEBE, ART	43	2	4	6	20						
JOHNSTON, GEORGE	2	2	0	2	0						
TUTEN, AUDLEY	5	1	1	2	10						

GOALIES	GP	W	L	T	MINS	GA	SO	AVG
DICKIE, BILL	1	1	0	0	60	3	0	3
LOPRESTI, SAM	47	21	23	3	2,860	152	3	3.19

1942-43 CHICAGO BLACKHAWKS

17-18-15, 49 POINTS, 5TH NHL

GM	DATE	OPPONENT	RESULT	SCORE	RECORD	GM	DATE	OPPONENT	RESULT	SCORE	RECORD
1	11/05	BOSTON	W	5-1	1-0-0	40	02/21	TORONTO	W	5-0	15-14-11
2	11/08	@ Detroit	T	3-3 OT	1-0-1	41	02/23	@ Boston	W	7-5	16-14-11
3	11/10	@ NY Rangers	L	3-5 OT	1-1-1	42	02/25	@ NY Rangers	L	4-7	16-15-11
4	11/12	@ Montreal	L	2-5	1-2-1	43	02/27	@ Toronto	W	4-1	17-15-11
5	11/14	@ Toronto	W	4-3	2-2-1	44	02/28	BOSTON	T	4-4	17-15-12
6	11/15	TORONTO	W	5-4	3-2-1	45	03/06	@ Detroit	L	0-5	17-16-12
7	11/19	DETROIT	W	6-2	4-2-1	46	03/07	DETROIT	T	3-3	17-16-13
8	11/22	MONTREAL	T	3-3	4-2-2	47	03/11	MONTREAL	T	4-4	17-16-14
9	11/24	@ Boston	T	5-5	4-2-3	48	03/13	@ Montreal	T	6-6	17-16-15
10	11/26	NY RANGERS	L	1-2	4-3-3	49	03/14	@ NY Rangers	L	5-7	17-17-15
11	11/29	TORONTO	W	3-2	5-3-3	50	03/18	@ Detroit	L	5-6	17-18-15
12	12/03	NY RANGERS	W	3-1	6-3-3						
13	12/06	MONTREAL	W	5-2	7-3-3						
14	12/08	@ Boston	L	6-9	7-4-3						
15	12/10	@ Toronto	L	2-7	7-5-3						
16	12/13	TORONTO	W	5-2	8-5-3						
17	12/17	DETROIT	L	1-3	8-6-3						
18	12/20	BOSTON	T	4-4	8-6-4						
19	12/25	@ Montreal	T	2-2	8-6-5						
20	12/27	@ Detroit	L	1-6	8-7-5						
21	01/01	NY RANGERS	W	6-5	9-7-5						
22	01/05	@ NY Rangers	T	3-3	9-7-6						
23	01/10	DETROIT	W	2-1	10-7-6						
24	01/12	@ Boston	L	0-3	10-8-6						
25	01/14	@ Montreal	L	1-5	10-9-6						
26	01/16	@ Detroit	T	1-1	10-9-7						
27	01/17	DETROIT	T	2-2	10-9-8						
28	01/21	MONTREAL	T	4-4	10-9-9						
29	01/23	@ Toronto	L	3-5	10-10-9						
30	01/24	BOSTON	W	4-3	11-10-9						
31	01/28	NY RANGERS	W	10-1	12-10-9						
32	01/31	TORONTO	T	3-3	12-10-10						
33	02/02	@ Boston	L	3-5	12-11-10						
34	02/04	@ NY Rangers	T	1-1	12-11-11						
35	02/07	NY RANGERS	W	8-4	13-11-11						
36	02/11	@ Montreal	L	3-5	13-12-11						
37	02/15	@ Toronto	L	2-3	13-13-11						
38	02/14	BOSTON	W	3-2	14-13-11						
39	02/18	MONTREAL	L	4-5	14-14-11						



PLAYER	GP	G	A	PTS	PIM
BENTLEY, DOUG	50	35	40	75	18
BENTLEY, MAX	47	26	44	70	2
HAMIL, RED	50	28	16	44	44
THOM, BILL	47	15	28	43	11
MARCH, HAROLD	50	7	29	36	46
CARROLL, BILL	47	10	22	32	6
SEIBERT, EARL	44	5	27	32	48
PURPUR, CLIFF	50	13	16	29	14
DAHLSTROM, CARL	38	11	13	24	10
ALLEN, GEORGE	47	10	14	24	26
JOHNSON, GEORGE	30	10	7	17	0
TITEN, AUDLEY	34	3	7	10	38
GOTTSCHEW, JOHN	10	2	6	8	2
WIERE, ART	33	1	7	8	25
HERGESHIMER, PHIL	9	1	3	4	0
BENTLEY, REG	11	1	2	3	2
MOSENIKO, BILL	2	2	0	2	0
MITCHELL, RED	42	1	1	2	47

PLAYER	GP	G	A	PTS	PIM
MATTE, JOE	12	0	2	2	8
CARBOL, LEO	6	0	1	1	4
GARDINER, BERT	50	0	0	0	0

GOALIES	GP	W	L	T	MIN	GA	SO	AVG
GARDINER, BERT	50	17	18	15	3,020	180	1	3.58

LEADERSHIP

PLAYERS

2013-14

OPPONENTS

TRADITION

RECORDS

PLAYOFFS

HISTORY

MINORS

NHL

MEDIA

1943-44 CHICAGO BLACKHAWKS

22-23-5, 49 POINTS, 4TH NHL

	GM	DATE	OPPONENT	RESULT	SCORE	RECORD	GM	DATE	OPPONENT	RESULT	SCORE	RECORD
LEADERSHIP	1	10/31	TORONTO	L	1-4	0-1-0	38	02/20	TORONTO	T	0-0	16-16-4
	2	11/04	MONTREAL	L	3-5	0-2-0	39	02/22	@ NY Rangers	W	8-4	17-16-4
	3	11/06	@ NY Rangers	W	4-3	1-2-0	40	02/26	@ Toronto	W	3-2	18-16-4
	4	11/07	@ Montreal	L	1-5	1-3-0	41	02/27	NY RANGERS	W	4-2	19-16-4
PLAYERS	5	11/11	BOSTON	W	6-4	2-3-0	42	03/02	BOSTON	W	4-2	20-16-4
	6	11/13	@ Toronto	W	4-1	3-3-0	43	03/04	@ Detroit	L	2-6	20-19-4
	7	11/14	NY RANGERS	W	10-5	4-3-0	44	03/05	DETROIT	W	6-1	21-19-4
	8	11/18	BOSTON	W	7-3	5-3-0	45	03/09	MONTREAL	L	2-3	21-20-4
2013-14	9	11/21	@ Detroit	L	2-5	5-4-0	46	03/12	NY RANGERS	T	4-4	21-20-5
	10	11/25	DETROIT	W	4-3	6-4-0	47	03/14	@ Boston	L	4-6	21-21-5
	11	11/28	BOSTON	W	5-4	7-4-0	48	03/16	@ Montreal	L	2-3	21-22-5
	12	11/30	@ Boston	L	5-6	7-5-0	49	03/18	@ Detroit	L	3-6	21-23-5
OPPONENTS	13	12/02	@ Montreal	L	2-6	7-6-0	50	03/19	DETROIT	W	2-0	22-23-5
	14	12/05	NY RANGERS	W	7-6	8-6-0						
	15	12/12	TORONTO	W	3-2	9-6-0						
	16	12/14	@ Boston	L	3-4	9-7-0						
TRADITION	17	12/18	@ Toronto	L	4-8	9-8-0						
	18	12/19	TORONTO	L	2-5	9-9-0						
	19	12/22	DETROIT	W	3-1	10-9-0						
	20	12/25	@ Montreal	L	1-5	10-10-0						
RECORDS	21	12/26	@ NY Rangers	L	6-7	10-11-0						
	22	01/01	MONTREAL	L	0-4	10-12-0						
	23	01/04	@ Boston	L	4-6	10-13-0						
	24	01/06	@ Toronto	L	1-6	10-14-0						
PLAYERS	25	01/09	@ Detroit	L	2-4	10-15-0						
	26	01/13	@ NY Rangers	W	5-2	11-15-0						
	27	01/16	MONTREAL	T	1-1	11-15-1						
	28	01/20	@ Detroit	L	3-4	11-16-1						
HISTORY	29	01/23	TORONTO	W	5-3	12-16-1						
	30	01/27	NY RANGERS	W	6-4	13-16-1						
	31	01/29	@ Toronto	W	4-3	14-16-1						
	32	01/30	DETROIT	W	3-2	15-16-1						
MEDIA	33	02/01	@ Boston	W	2-0	16-16-1						
	34	02/05	@ Montreal	L	1-6	16-17-1						
	35	02/06	@ NY Rangers	T	4-4	16-17-2						
	36	02/10	BOSTON	L	4-5	16-18-2						
	37	02/13	MONTREAL	T	2-2	16-18-3						



PLAYER	GP	G	A	PTS	PIM	PLAYER	GP	G	A	PTS	PIM
BENTLEY, DOUG	50	38	39	77	22	BUTTREY, GORDON	10	0	0	0	0
SMITH, CLINT	50	25	49	72	4	FARRANT, WALT	1	0	0	0	0
MOSENIOW, BILL	50	32	38	70	10	HARMS, JOHN	1	0	0	0	0
DAHLSTROM, CARL	50	20	22	42	8	THOMPSON, PAUL	1	0	0	0	0
ALLEN, GEORGE	45	17	24	41	36	KARAOKAS, MIKE	26	0	0	0	0
MARCH, HAROLD	48	10	27	37	16	HIGHTON, HEC	24	0	0	0	0
SEIBERT, EARL	50	8	25	33	40						
GOTTSEIG, JOHN	45	8	15	23	6						
PURPUR, CLIFF	40	9	10	19	13						
JOHNSON, VIRGIL	48	1	8	9	23						
THOMS, BILL	7	3	5	8	2						
WIEBE, ART	21	2	4	6	2						
HEYUGER, VIC	26	2	3	5	2						
CAMPBELL, DON	17	1	3	4	8						
TOUPIN, JACQUES	8	1	2	3	0						
GRIGOR, GEORGE	2	1	0	1	0						
COOPER, JOE	13	1	0	1	17						
DYER, JOHN	27	1	0	1	21						

GOALIES	GP	W	L	T	MINS	GA	SO	AVG
KARAOKAS, MIKE	26	12	9	5	1,560	79	3	3.04
HIGHTON, HEC	24	10	14	0	1,440	108	0	4.5

1944-45 CHICAGO BLACKHAWKS

13-30-7, 33 POINTS, 5TH NHL

GM	DATE	OPPONENT	RESULT	SCORE	RECORD	GM	DATE	OPPONENT	RESULT	SCORE	RECORD
1	10/29	TORONTO	L	5-11	0-1-0	40	02/21	BOSTON	W	5-0	9-25-6
2	11/01	NY RANGERS	W	8-3	1-1-0	41	02/24	@ Detroit	L	2-4	9-26-6
3	11/05	BOSTON	L	3-6	1-2-0	42	02/25	DETROIT	L	1-3	9-27-6
4	11/09	@ Montreal	L	2-9	1-3-0	43	02/27	@ Toronto	T	3-3	9-27-7
5	11/12	MONTREAL	L	2-4	1-4-0	44	03/01	@ NY Rangers	W	5-3	10-27-7
6	11/14	@ Boston	L	5-7	1-5-0	45	03/04	MONTREAL	W	6-4	11-27-7
7	11/18	@ Toronto	L	4-5	1-6-0	46	03/07	NY RANGERS	W	6-3	12-27-7
8	11/19	TORONTO	L	3-4	1-7-0	47	03/11	@ Boston	L	2-7	12-28-7
9	11/25	NY RANGERS	T	4-4	1-7-1	48	03/15	BOSTON	L	3-5	12-29-7
10	11/25	@ Detroit	L	4-7	1-8-1	49	03/17	@ Montreal	L	3-4	12-30-7
11	11/26	DETROIT	W	6-5	2-8-1	50	03/18	@ Detroit	W	5-3	13-30-7
12	11/30	BOSTON	L	2-7	2-9-1						
13	12/03	MONTREAL	L	1-2	2-10-1						
14	12/10	@ NY Rangers	T	1-1	2-10-2						
15	12/17	DETROIT	W	2-1	3-10-2						
16	12/20	NY RANGERS	L	1-3	3-11-2						
17	12/23	@ Montreal	L	1-2	3-12-2						
18	12/24	@ NY Rangers	T	3-3	3-12-3						
19	12/28	@ Boston	L	1-2	3-13-3						
20	12/30	@ Toronto	L	0-4	3-14-3						
21	12/31	@ Detroit	L	2-6	3-15-3						
22	01/01	DETROIT	L	2-4	3-16-3						
23	01/06	@ Montreal	L	1-10	3-17-3						
24	01/07	@ NY Rangers	T	0-0	3-17-4						
25	01/14	BOSTON	W	4-1	4-17-4						
26	01/17	MONTREAL	L	2-4	4-18-4						
27	01/20	@ Toronto	L	4-8	4-19-4						
28	01/21	TORONTO	W	4-0	5-19-4						
29	01/24	NY RANGERS	L	3-4	5-20-4						
30	01/27	@ Detroit	L	1-5	5-21-4						
31	01/28	DETROIT	L	2-4	5-22-4						
32	01/30	@ Boston	W	5-3	6-22-4						
33	02/01	@ Montreal	T	1-1	6-22-5						
34	02/04	TORONTO	L	3-4	6-23-5						
35	02/10	@ Toronto	W	2-1	7-23-5						
36	02/11	TORONTO	W	2-1	8-23-5						
37	02/13	@ Boston	L	2-3	8-24-5						
38	02/15	@ NY Rangers	L	2-6	8-25-5						
39	02/18	MONTREAL	T	0-0	8-25-6						



PLAYER	GP	G	A	PTS	PIM	PLAYER	GP	G	A	PTS	PIM
MOSENIKO, BILL	50	28	26	54	0	SMITH, JOHN	29	0	1	1	9
SMITH, CLINT	50	25	31	54	0	KARAKAS, MIKE	48	0	1	1	0
HORECK, PETE	50	20	16	36	44	JOHNSON, VIRGIL	2	0	1	1	2
COOPER, JOE	50	4	17	21	50	PAPKE, JOE	2	0	1	1	2
DAHLSTROM, CARL	40	6	13	19	0	GOTTSELIG, JOHN	1	0	0	0	0
MCDONALD, BYRON	26	6	13	19	0	ZUBOROSKY, MARTY	1	0	0	0	2
GROSSO, DON	21	9	6	15	4	BRETTO, JOE	3	0	0	0	4
SEIBERT, EARL	22	7	8	15	13	STEVENS, DOUG	2	0	0	0	0
BRAYSHAW, RUSS	43	5	9	14	14						
MARCH, HAROLD	38	5	5	10	12						
HARMS, JOHN	43	5	5	10	21						
FRASER, JAMES HARVEY	21	5	4	9	0						
PURPUR, CLIFF	21	2	7	9	11						
CHECK, LUDE	26	6	2	8	4						
THOMAS, BILL	21	2	6	8	8						
FELD, WILFRED	39	3	4	7	22						
MITCHELL, RED	40	3	4	7	16						
RAMSEY, LES	11	2	2	4	2						

GOALIES	GP	W	L	T	MINS	GA	SO	AVG
KARAKAS, MIKE	48	12	29	7	2,880	187	4	3.9
STEVENS, DOUG	2	1	1	0	120	7	0	3.5

1945-46 CHICAGO BLACKHAWKS

23-20-7, 53 POINTS, 3RD NHL

	GM	DATE	OPPONENT	RESULT	SCORE	RECORD	GM	DATE	OPPONENT	RESULT	SCORE	RECORD
LEADERSHIP	1	10/24	@ Boston	W	5-4	1-0-0	38	02/13	MONTREAL	L	1-5	20-14-4
	2	10/27	@ Montreal	L	4-8	1-1-0	39	02/16	@ Detroit	T	3-3	20-14-5
	3	10/31	NY RANGERS	W	5-1	2-1-0	40	02/17	DETROIT	T	2-2	20-14-6
	4	11/04	TORONTO	W	7-4	3-1-0	41	02/20	BOSTON	W	4-3	21-14-6
	5	11/08	@ NY Rangers	W	5-4	4-1-0	42	02/24	NY RANGERS	T	2-2	21-14-7
PLAYERS	6	11/10	@ Toronto	L	2-3	4-2-0	43	03/02	@ Toronto	L	4-9	21-15-7
	7	11/11	TORONTO	W	5-3	5-2-0	44	03/03	BOSTON	W	5-3	22-15-7
	8	11/15	@ Detroit	L	2-5	5-3-0	45	03/06	TORONTO	L	2-5	22-16-7
	9	11/18	DETROIT	L	3-5	5-4-0	46	03/10	MONTREAL	L	1-3	22-17-7
	10	11/22	NY RANGERS	T	3-3	5-4-1	47	03/13	DETROIT	W	9-4	23-17-7
2013-14	11	11/25	MONTREAL	W	5-1	6-4-1	48	03/14	@ Detroit	L	3-7	23-18-7
	12	12/01	@ Toronto	W	8-2	7-4-1	49	03/16	@ Montreal	L	3-6	23-19-7
	13	12/02	TORONTO	L	3-5	7-5-1	50	03/17	@ Boston	L	3-5	23-20-7
	14	12/05	@ Boston	L	3-6	7-6-1						
	15	12/09	BOSTON	W	8-3	8-6-1						
OPPONENTS	16	12/13	@ NY Rangers	W	7-4	9-6-1						
	17	12/16	DETROIT	W	6-4	10-6-1						
	18	12/19	MONTREAL	T	4-4	10-6-2						
	19	12/22	@ Detroit	W	6-4	11-6-2						
	20	12/23	DETROIT	T	4-4	11-6-3						
TRADITION	21	12/29	@ Montreal	W	5-4	12-6-3						
	22	12/30	@ NY Rangers	L	2-3	12-7-3						
	23	01/01	TORONTO	W	3-1	13-7-3						
	24	01/05	@ Toronto	W	3-0	14-7-3						
	25	01/06	@ Detroit	L	2-3	14-8-3						
RECORDS	26	01/12	@ Boston	L	3-4	14-9-3						
	27	01/13	@ NY Rangers	L	2-3	14-10-3						
	28	01/16	@ Montreal	W	2-1	15-10-3						
	29	01/20	NY RANGERS	W	9-1	16-10-3						
	30	01/23	MONTREAL	W	7-2	17-10-3						
PLAYERS	31	01/26	@ Toronto	L	5-6	17-11-3						
	32	01/27	BOSTON	W	3-1	18-11-3						
	33	01/30	@ Boston	L	3-4	18-12-3						
	34	02/05	BOSTON	W	3-1	19-12-3						
	35	02/06	NY RANGERS	W	6-2	20-12-3						
HISTORY	36	02/09	@ Montreal	L	2-6	20-13-3						
	37	02/10	@ NY Rangers	T	2-2	20-13-4						



PLAYER	GP	G	A	PTS	PIM	PLAYER	GP	G	A	PTS	PIM
BENTLEY, MAX	47	31	30	61	6	REISE, JR., LEO	6	0	0	0	6
SMITH, CLINT	50	26	24	50	2	KARAMAKS, MIKE	48	0	0	0	5
MOSENIKO, BILL	40	18	30	48	12	STEVENSON, DOUG	2	0	0	0	0
KALETA, ALEX	49	19	27	46	17						
HORECK, PETE	50	20	28	41	34						
BENTLEY, DOUG	36	19	28	40	16						
HAMIL, RED	38	20	17	37	23						
GEE, GEORGE	35	14	15	29	12						
ALLEN, GEORGE	44	11	15	26	16						
GROSSO, DON	47	7	10	17	17						
WARES, EDDIE	45	4	11	15	34						
MARIUKO, JOHNNY	50	3	8	11	58						
JOHNSTON, GEORGE	16	5	4	9	2						
COOPER, JOE	50	2	7	9	46						
HAMILTON, REG	48	1	7	8	31						
CHAD, JOHN	13	0	1	1	2						

GOALIES	GP	W	L	T	MIN	GA	SO	AVG
KARAMAKS, MIKE	48	22	19	7	2,880	166	1	3.46
STEVENSON, DOUG	2	1	1	0	120	12	0	6

1946-47 CHICAGO BLACKHAWKS

19-37-4, 42 POINTS, 6TH NHL

GM	DATE	OPPONENT	RESULT	SCORE	RECORD	GM	DATE	OPPONENT	RESULT	SCORE	RECORD
1	10/20	@ Boston	T	2-2	0-0-1	40	02/02	BOSTON	W	3-1	13-24-3
2	10/23	@ Detroit	W	6-5	1-0-1	41	02/05	NY RANGERS	L	2-3	13-25-3
3	10/26	@ Toronto	L	1-2	1-1-1	42	02/09	BOSTON	W	6-4	14-25-3
4	10/30	TORONTO	L	2-5	1-2-1	43	02/12	MONTREAL	T	1-1	14-26-4
5	11/03	BOSTON	W	5-3	2-2-1	44	02/15	@ Detroit	L	1-5	15-26-4
6	11/06	NY RANGERS	W	6-2	3-2-1	45	02/16	DETROIT	W	3-2	15-26-4
7	11/07	@ Montreal	L	3-4	3-3-1	46	02/19	TORONTO	W	5-3	16-26-4
8	11/10	TORONTO	L	2-4	3-4-1	47	02/23	BOSTON	L	4-9	16-27-4
9	11/16	@ NY Rangers	W	6-2	4-4-1	48	02/26	@ NY Rangers	W	9-7	17-27-4
10	11/17	@ Detroit	L	2-5	4-5-1	49	02/27	@ Montreal	L	5-6	17-28-4
11	11/20	DETROIT	L	6-8	4-6-1	50	03/02	DETROIT	L	1-3	17-29-4
12	11/24	NY RANGERS	L	1-5	4-7-1	51	03/05	@ NY Rangers	W	9-4	18-29-4
13	11/27	TORONTO	W	5-2	5-7-1	52	03/05	NY RANGERS	L	1-3	18-30-4
14	11/30	@ Toronto	L	0-11	5-8-1	53	03/08	@ Toronto	L	4-12	18-31-4
15	12/01	NY RANGERS	L	1-2	5-9-1	54	03/09	MONTREAL	L	1-4	18-32-4
16	12/03	@ Montreal	L	1-4	5-10-1	55	03/12	BOSTON	L	3-8	19-33-4
17	12/04	DETROIT	T	0-0	5-10-2	56	03/15	@ Detroit	L	3-8	19-34-4
18	12/10	MONTREAL	L	3-5	5-11-2	57	03/16	DETROIT	L	6-10	19-35-4
19	12/11	@ Boston	L	1-4	5-12-2	58	03/19	@ Boston	L	3-7	19-36-4
20	12/15	TORONTO	L	3-4	5-13-2	59	03/22	@ Montreal	W	5-4	19-37-4
21	12/18	DETROIT	W	5-2	6-13-2	60	03/25	@ NY Rangers	L	3-4	19-37-4
22	12/21	@ Toronto	L	1-3	6-14-2						
23	12/22	BOSTON	W	5-1	7-14-2						
24	12/25	@ Boston	W	5-3	8-14-2						
25	12/28	@ Montreal	L	2-8	8-15-2						
26	01/01	MONTREAL	L	2-5	8-16-2						
27	01/05	@ NY Rangers	L	0-9	8-17-2						
28	01/08	@ Toronto	L	4-10	8-18-2						
29	01/09	@ Detroit	W	6-4	9-18-2						
30	01/11	@ Montreal	W	2-1	10-18-2						
31	01/12	MONTREAL	W	3-1	11-18-2						
32	01/15	@ Boston	L	3-6	11-19-2						
33	01/18	@ Boston	L	1-3	11-20-2						
34	01/19	@ NY Rangers	L	3-5	11-21-2						
35	01/22	NY RANGERS	L	2-4	11-22-2						
36	01/23	@ Detroit	L	2-8	11-23-2						
37	01/26	TORONTO	T	6-6	11-23-3						
38	01/28	MONTREAL	L	2-4	11-24-3						
39	02/01	@ Toronto	W	5-4	12-24-3						



PLAYER	GP	G	A	PTS	PIM	PLAYER	GP	G	A	PTS	PIM
BENTLEY, MAX	60	29	45	72	12	DICK, HARRY	12	0	1	1	12
BENTLEY, DOUG	52	21	34	55	18	FOWLER, TOMMY	24	0	1	1	18
MOSIENKO, BILL	59	25	27	52	2	REISE, JR., LEO	17	0	0	0	18
KALETA, ALEX	57	24	20	44	37	BIBEAULT, PAUL	41	0	0	0	2
HAMILL, RED	60	21	19	40	12	FRANKS, EMILE	19	0	0	0	0
GEE, GEORGE	60	20	20	40	26						
BROWN, ADAM	42	11	25	36	59						
SMITH, CLINT	52	9	17	26	6						
GADSBY, BILL	48	8	10	18	31						
WARREN, EDDIE	60	4	7	11	21						
MARIUKO, JOHNNY	52	2	9	11	110						
HOECK, PETE	18	4	6	10	12						
ASHNORTH, FRANK	18	5	4	9	2						
NATTHASS, RALPH	35	4	5	9	34						
JACKSON, JOHN	48	2	5	7	38						
JOHNSTON, GEORGE	10	3	1	4	0						
BLADE, HANK	18	1	3	4	2						
HAMILTON, REG	10	0	3	3	2						

GOALIES	GP	W	L	T	MINS	GA	SO	AVG
BIBEAULT, PAUL	41	13	25	3	2,460	170	1	4.15
FRANKS, EMILE	19	6	12	1	1,140	104	0	5.47

LEADERSHIP

PLAYERS

2013-14

OPPONENTS

TRADITION

RECORDS

PLAYOFFS

HISTORY

MINORS

NHL

MEDIA

1947-48 CHICAGO BLACKHAWKS

20-34-6, 46 POINTS, 6TH NHL

GM	DATE	OPPONENT	RESULT	SCORE	RECORD
1	10/15	@ Detroit	L	2-4	0-1-0
2	10/18	@ Montreal	L	2-4	0-2-0
3	10/25	@ Toronto	L	1-5	0-3-0
4	10/26	@ Boston	L	2-3	0-4-0
5	10/29	DETROIT	L	2-5	0-5-0
6	11/02	MONTREAL	L	2-4	0-6-0
7	11/05	BOSTON	L	1-2	0-7-0
8	11/09	NY RANGERS	W	8-5	1-7-0
9	11/12	@ Toronto	W	5-4	2-7-0
10	11/13	@ Montreal	L	2-5	2-8-0
11	11/15	@ NY Rangers	W	5-3	3-8-0
12	11/16	TORONTO	L	4-5	3-9-0
13	11/19	MONTREAL	T	2-2	3-9-1
14	11/22	@ Detroit	L	5-8	3-10-1
15	11/25	DETROIT	L	3-9	3-11-1
16	11/26	BOSTON	W	5-3	4-11-1
17	11/30	NY RANGERS	L	2-6	4-12-1
18	12/03	@ Boston	T	4-4	4-12-2
19	12/06	@ Toronto	L	5-12	4-13-2
20	12/07	TORONTO	L	2-3	4-14-2
21	12/10	BOSTON	W	6-5	5-14-2
22	12/13	@ Detroit	L	3-4	5-15-2
23	12/14	MONTREAL	L	3-4	5-16-2
24	12/17	DETROIT	L	1-7	5-17-2
25	12/21	TORONTO	L	1-3	5-18-2
26	12/23	NY RANGERS	W	7-1	6-18-2
27	12/25	@ Boston	W	6-1	7-18-2
28	12/27	@ Montreal	L	1-3	7-19-2
29	12/31	@ Detroit	L	0-4	7-20-2
30	01/01	DETROIT	L	1-4	7-21-2
31	01/04	@ NY Rangers	W	4-1	8-21-2
32	01/10	@ Toronto	L	4-6	8-22-2
33	01/11	BOSTON	W	4-1	9-22-2
34	01/14	@ NY Rangers	L	2-4	9-23-2
35	01/17	@ Montreal	L	1-3	9-24-2
36	01/18	@ Detroit	W	5-4	10-24-2
37	01/21	MONTREAL	W	3-1	11-24-2

GM	DATE	OPPONENT	RESULT	SCORE	RECORD
38	01/24	@ Toronto	L	1-2	11-25-2
39	01/25	TORONTO	T	4-4	11-25-3
40	01/28	NY RANGERS	L	2-3	11-26-3
41	01/31	@ Boston	W	7-4	12-26-3
42	02/01	@ NY Rangers	T	2-2	12-26-4
43	02/03	DETROIT	L	1-4	12-27-4
44	02/05	@ Montreal	W	7-2	13-27-4
45	02/08	NY RANGERS	T	2-2	13-27-5
46	02/11	@ Boston	W	3-0	14-27-5
47	02/15	MONTREAL	W	2-1	15-27-5
48	02/18	BOSTON	L	2-4	15-28-5
49	02/22	TORONTO	L	2-3	15-29-5
50	02/25	@ NY Rangers	W	7-4	16-29-5
51	02/28	@ Toronto	L	3-4	16-30-5
52	02/29	BOSTON	W	5-1	17-30-5
53	03/05	@ Boston	T	4-4	17-30-6
54	03/07	MONTREAL	W	9-3	18-30-6
55	03/09	DETROIT	W	4-1	19-30-6
56	03/10	@ Detroit	L	2-7	19-31-6
57	03/14	TORONTO	L	0-3	19-32-6
58	03/17	NY RANGERS	L	2-5	19-33-6
59	03/20	@ Montreal	L	4-7	19-34-6
60	03/21	@ NY Rangers	W	4-3	20-34-6



PLAYER	GP	G	A	PTS	PIM
BENTLEY, DOUG	60	20	37	57	16
STEWART, GAYE	54	26	29	55	74
POLE, BUD	54	25	29	52	14
CONACHER, ROY	52	22	27	49	4
GEE, GEORGE	60	14	25	39	18
BODNAR, GUS	46	13	22	35	23
KALETA, ALEX	52	10	16	26	40
MOSENIKO, BILL	40	16	9	25	0
HAMIL, ROBERT	60	11	13	24	18
DICKENS, ERNIE	54	5	15	20	30
PRYSTAL, METRO	54	7	11	18	25
BROWN, ADAM	32	7	10	17	41
NATTRASS, RALPH	60	5	12	17	79
GADSBY, BILL	60	6	10	16	66
GOLDHAM, BOB	38	2	9	11	38
BENTLEY, MAX	6	3	3	6	0
MARIUCO, JOHNNY	51	1	4	5	63
BUTLER, DICK	7	2	0	2	0

PLAYER	GP	G	A	PTS	PIM
BLADE, HANK	6	1	0	1	0
THOMAS, CY	6	1	0	1	8
MICHALUK, ART	5	0	0	0	0
BAIDWIN, DOUG	5	0	0	0	2
FRANCIS, EMILE	54	0	0	0	6
JACKSON, DOUG	6	0	0	0	0

GOALIES	GP	W	L	T	MIN	GA	SO	AVG
FRANCIS, EMILE	54	18	31	5	3,240	183	1	3.39
JACKSON, DOUG	6	2	3	1	360	42	0	7

1948-49 CHICAGO BLACKHAWKS

21-31-8, 50 POINTS, 5TH NHL

GM	DATE	OPPONENT	RESULT	SCORE	RECORD	GM	DATE	OPPONENT	RESULT	SCORE	RECORD
1	10/15	@ Detroit	L	1-3	0-1-0	44	02/06	NY RANGERS	L	0-2	16-23-5
2	10/16	@ Montreal	L	2-8	0-2-0	45	02/09	@ Boston	L	3-5	16-24-5
3	10/20	@ Boston	L	3-8	0-3-0	46	02/10	@ NY Rangers	W	3-1	17-24-5
4	10/23	@ Toronto	L	1-6	0-4-0	47	02/13	MONTREAL	W	4-3	18-24-5
5	10/28	BOSTON	L	1-5	0-5-0	48	02/16	BOSTON	W	5-1	19-24-5
6	10/31	TORONTO	W	2-1	1-5-0	49	02/20	TORONTO	L	3-4	19-25-5
7	11/07	NY RANGERS	W	4-2	2-5-0	50	02/24	MONTREAL	L	1-3	19-26-5
8	11/10	@ NY Rangers	L	3-4	2-6-0	51	02/26	@ Toronto	T	2-2	19-26-6
9	11/11	@ Montreal	L	1-4	2-7-0	52	02/27	BOSTON	T	2-2	19-26-7
10	11/13	@ Toronto	W	6-3	3-7-0	53	03/02	NY RANGERS	W	5-2	20-26-7
11	11/14	DETROIT	L	1-3	3-8-0	54	03/05	@ Detroit	L	5-6	20-27-7
12	11/17	MONTREAL	W	4-3	4-8-0	55	03/06	DETROIT	L	2-6	20-28-7
13	11/21	TORONTO	T	3-3	4-8-1	56	03/09	MONTREAL	T	2-2	20-28-8
14	11/25	NY RANGERS	W	6-4	5-8-1	57	03/13	TORONTO	L	1-3	20-29-8
15	11/27	@ Detroit	W	5-3	6-8-1	58	03/16	@ Boston	W	4-3	21-29-8
16	11/28	DETROIT	L	6-9	6-9-1	59	03/19	@ Montreal	L	1-5	21-30-8
17	11/30	@ NY Rangers	W	4-2	7-9-1	60	03/20	@ NY Rangers	L	1-5	21-31-8
18	12/01	@ Boston	L	1-5	7-10-1						
19	12/04	@ Toronto	W	6-4	8-10-1						
20	12/05	TORONTO	L	0-2	8-11-1						
21	12/08	BOSTON	W	4-3	9-11-1						
22	12/11	@ Montreal	W	5-2	10-11-1						
23	12/12	MONTREAL	T	4-4	10-11-2						
24	12/15	DETROIT	W	5-1	11-11-2						
25	12/19	BOSTON	W	7-2	12-11-2						
26	12/23	NY RANGERS	L	2-3	12-12-2						
27	12/25	@ Boston	L	1-2	12-13-2						
28	12/26	@ NY Rangers	W	2-1	13-13-2						
29	01/01	DETROIT	W	5-3	14-13-2						
30	01/02	@ Detroit	L	3-5	14-14-2						
31	01/05	@ NY Rangers	L	1-3	14-15-2						
32	01/06	@ Montreal	L	2-7	14-16-2						
33	01/08	@ Toronto	T	3-3	14-16-3						
34	01/09	BOSTON	W	4-2	15-16-3						
35	01/15	@ Montreal	L	1-7	15-17-3						
36	01/16	@ Boston	L	1-3	15-18-3						
37	01/19	@ Detroit	L	1-2	15-19-3						
38	01/23	NY RANGERS	T	2-2	15-19-4						
39	01/26	MONTREAL	L	2-3	15-20-4						
40	01/29	@ Toronto	T	4-4	15-20-5						
41	01/30	TORONTO	W	4-2	16-20-5						
42	02/02	@ Detroit	L	4-6	16-21-5						
43	02/03	DETROIT	L	2-4	16-22-5						



PLAYER	GP	G	A	PTS	PIM	PLAYER	GP	G	A	PTS	PIM
CONACHER, ROY	60	26	42	68	8	GEE, GEORGE	4	0	2	2	4
BENTLEY, DOUG	58	25	45	66	38	POOLE, BUD	4	0	0	0	2
CONACHER, JIM	55	25	23	48	41	HENRY, JIM	60	0	0	0	0
BODNAR, GUS	59	19	26	45	14						
MOSENIKO, BILL	60	17	25	42	6						
STEWART, GAYE	54	20	18	38	57						
GUDDOLIN, BEP	56	4	17	21	106						
BROWN, ADAM	58	8	12	20	69						
PRYSTAL, METRO	59	12	7	19	19						
NATRASS, RALPH	60	4	10	14	99						
GADSBY, BILL	50	3	10	13	85						
HAMILL, BOB	57	8	4	12	16						
GOLDHAM, BOB	60	1	10	11	43						
DICKENS, ERNE	59	2	3	5	14						
MCCABE, DOUG	55	1	3	4	60						
OLMSTEAD, BERT	9	0	2	2	4						

GOALIES	GP	W	L	T	MIN	GA	SO	AVG
HENRY, JIM	60	21	31	8	3,600	271	0	3.52

LEADERSHIP

PLAYERS

2013-14

OPPONENTS

TRADITION

RECORDS

PLAYOFFS

HISTORY

MINORS

NHL

MEDIA

1949-50 CHICAGO BLACKHAWKS

22-38-10, 54 POINTS, 6TH NHL

GM	DATE	OPPONENT	RESULT	SCORE	RECORD	GM	DATE	OPPONENT	RESULT	SCORE	RECORD
1	10/15	@ Montreal	L	0-4	0-1-0	44	01/26	BOSTON	W	5-1	14-22-8
2	10/16	@ Toronto	T	4-4	0-1-1	45	01/28	@ Toronto	L	1-9	14-23-8
3	10/19	@ Boston	L	4-7	0-2-1	46	01/29	TORONTO	L	0-4	14-24-8
4	10/23	@ Detroit	T	3-3	0-2-2	47	02/01	TORONTO	W	3-0	15-24-8
5	10/25	NY RANGERS	L	1-2	0-3-2	48	02/04	@ Montreal	W	6-2	16-24-8
6	10/27	DETROIT	L	1-3	0-4-2	49	02/05	MONTREAL	L	3-4	16-25-8
7	10/29	@ NY Rangers	W	2-0	1-4-2	50	02/08	@ Detroit	L	2-9	16-26-8
8	10/30	BOSTON	W	10-4	2-4-2	51	02/09	NY RANGERS	L	3-5	16-27-8
9	11/02	MONTREAL	W	4-1	3-4-2	52	02/12	TORONTO	T	1-1	16-27-9
10	11/06	TORONTO	L	2-4	3-5-2	53	02/15	DETROIT	W	3-0	17-27-9
11	11/09	@ Boston	W	3-1	4-5-2	54	02/19	BOSTON	T	4-4	17-27-10
12	11/12	@ Toronto	L	0-4	4-6-2	55	02/22	@ NY Rangers	L	0-3	17-28-10
13	11/13	MONTREAL	T	0-0	4-6-3	56	02/23	NY RANGERS	L	3-7	17-29-10
14	11/16	@ Detroit	L	1-4	4-7-3	57	02/26	DETROIT	L	1-4	17-30-10
15	11/17	BOSTON	W	8-3	5-7-3	58	03/02	MONTREAL	W	5-2	18-30-10
16	11/20	NY RANGERS	L	2-5	6-7-3	59	03/04	@ Montreal	L	1-3	18-31-10
17	11/24	DETROIT	T	3-3	5-8-4	60	03/05	@ Boston	L	4-11	18-32-10
18	11/26	@ Detroit	W	7-2	6-8-4	61	03/08	NY RANGERS	L	2-4	18-33-10
19	11/27	TORONTO	W	6-3	7-8-4	62	03/11	@ Detroit	L	1-5	18-34-10
20	12/01	BOSTON	W	5-4	8-8-4	63	03/12	DETROIT	L	2-4	18-35-10
21	12/03	@ Boston	L	3-5	8-9-4	64	03/15	TORONTO	W	4-0	19-35-10
22	12/04	@ NY Rangers	L	0-4	8-10-4	65	03/18	@ Toronto	L	1-2	19-36-10
23	12/07	@ NY Rangers	L	1-2	8-11-4	66	03/19	BOSTON	L	3-4	19-37-10
24	12/08	TORONTO	L	1-4	8-12-4	67	03/21	@ NY Rangers	W	6-3	20-37-10
25	12/10	@ Montreal	T	1-1	8-12-5	68	03/22	@ Boston	W	7-5	21-37-10
26	12/11	MONTREAL	L	0-3	8-13-5	69	03/25	@ Montreal	L	0-4	21-38-10
27	12/14	NY RANGERS	W	5-3	9-13-5	70	03/26	@ Detroit	W	5-4	22-38-10
28	12/17	@ Toronto	W	7-1	10-13-5						
29	12/18	DETROIT	L	3-5	10-14-5						
30	12/21	BOSTON	L	1-4	10-15-5						
31	12/25	@ Boston	T	4-4	10-15-6						
32	12/28	@ NY Rangers	L	2-5	10-16-6						
33	12/31	@ Montreal	L	2-3	10-17-6						
34	01/01	MONTREAL	W	5-1	11-17-6						
35	01/04	@ Toronto	T	4-4	11-17-7						
36	01/07	@ Toronto	L	2-5	11-18-7						
37	01/08	@ NY Rangers	T	1-1	11-18-8						
38	01/10	MONTREAL	L	3-7	11-19-8						
39	01/14	@ Montreal	L	0-3	11-20-8						
40	01/15	@ Boston	W	5-1	12-20-8						
41	01/18	DETROIT	L	4-5	12-21-8						
42	01/21	@ Detroit	L	3-5	12-22-8						
43	01/22	NY RANGERS	W	4-3	13-22-8						



PLAYER	GP	G	A	PTS	PIM	PLAYER	GP	G	A	PTS	PIM
CONACHER, ROY	70	25	31	56	16	STASUK, VIC	17	1	1	2	2
BENTLEY, DOUG	64	20	33	53	28	LEER, ED	5	0	1	1	0
PRYSTAL, METRO	65	29	22	51	31	BEDARD, JIM	5	0	0	0	2
GUJDOLIN, BEP	70	17	34	51	42	MILLER, JACK	6	0	0	0	0
OLMSTEAD, BERT	70	20	29	49	40	BRIMSEK, FRANK	70	0	0	0	2
MOSENIOW, BILL	69	18	28	46	10						
STEWART, GAYE	70	24	19	43	43						
BOONAR, GUS	70	11	28	39	6						
GADSBY, BILL	70	10	24	34	130						
CONACHER, JIM	66	13	20	33	14						
NATRASS, RALPH	68	5	11	16	96						
DICKENS, ERNE	70	0	13	13	22						
GOLDHAM, BOB	67	2	10	12	57						
HAMILL, RED	59	6	2	8	6						
BROWN, ADAM	25	2	2	4	16						
MCCAIG, DOUG	63	0	4	4	49						

GOALIES	GP	W	L	T	MIN	GA	SO	AVG
BRIMSEK, FRANK	70	22	38	10	4,200	244	5	3.49

1950-51 CHICAGO BLACKHAWKS

13-47-10, 36 POINTS, 6TH NHL

GM	DATE	OPPONENT	RESULT	SCORE	RECORD	GM	DATE	OPPONENT	RESULT	SCORE	RECORD
1	10/12	@ Montreal	T	3-3	0-0-1	44	01/21	MONTREAL	L	2-3	11-24-9
2	10/14	@ Toronto	W	2-1	1-0-1	45	01/23	DETROIT	L	2-6	11-25-9
3	10/15	NY RANGERS	L	2-3	1-1-1	46	01/25	NY RANGERS	L	1-2	11-26-9
4	10/22	TORONTO	L	3-5	1-2-1	47	01/27	@ Montreal	L	2-4	11-27-9
5	10/26	MONTREAL	W	5-1	2-2-1	48	01/28	TORONTO	L	3-4	11-28-9
6	10/28	@ Detroit	L	1-3	2-3-1	49	02/01	BOSTON	W	5-2	12-28-9
7	10/29	TORONTO	T	3-3	2-3-2	50	02/03	@ Toronto	L	3-6	12-29-9
8	11/02	BOSTON	W	5-2	3-3-2	51	02/04	NY RANGERS	T	4-4	12-29-10
9	11/05	NY RANGERS	W	3-1	4-3-2	52	02/07	@ Detroit	L	3-11	12-30-10
10	11/09	MONTREAL	W	2-1	5-3-2	53	02/08	DETROIT	L	3-4	12-31-10
11	11/11	@ Boston	W	4-2	6-3-2	54	02/11	TORONTO	L	3-5	12-32-10
12	11/12	@ NY Rangers	W	4-1	7-3-2	55	02/14	@ NY Rangers	L	1-5	12-33-10
13	11/16	DETROIT	L	1-5	7-4-2	56	02/15	NY RANGERS	L	3-7	12-34-10
14	11/18	@ Montreal	L	2-3	7-5-2	57	02/18	BOSTON	L	3-7	12-35-10
15	11/19	MONTREAL	L	0-3	7-6-2	58	02/22	MONTREAL	W	3-2	12-35-11
16	11/22	@ Toronto	L	2-5	7-7-2	59	02/25	BOSTON	L	2-3	12-36-11
17	11/25	BOSTON	W	4-1	8-7-2	60	03/01	NY RANGERS	L	1-4	12-37-11
18	11/26	@ Detroit	L	1-4	8-8-2	61	03/05	@ Toronto	L	0-3	12-38-11
19	11/26	DETROIT	W	5-0	9-9-2	62	03/04	@ Boston	L	2-10	12-39-11
20	11/29	@ NY Rangers	T	1-1	9-9-3	63	03/07	@ NY Rangers	L	1-3	12-40-11
21	12/02	@ Toronto	T	0-0	9-9-4	64	03/10	@ Montreal	L	2-12	12-41-11
22	12/03	TORONTO	T	3-3	9-9-5	65	03/11	DETROIT	L	0-7	12-42-11
23	12/06	@ Boston	L	4-5	9-9-6	66	03/15	TORONTO	L	3-5	12-43-11
24	12/09	@ Montreal	W	5-0	10-9-6	67	03/17	@ Detroit	L	2-8	12-44-11
25	12/10	NY RANGERS	T	3-3	10-9-6	68	03/18	DETROIT	L	3-4	12-45-11
26	12/14	TORONTO	L	1-7	10-10-6	69	03/21	@ Boston	L	5-6	12-46-11
27	12/16	@ Toronto	W	3-2	11-10-6	70	03/25	@ NY Rangers	L	2-5	12-47-11
28	12/17	MONTREAL	L	3-7	11-11-6						
29	12/19	@ Detroit	L	1-6	11-12-6						
30	12/21	BOSTON	L	1-3	11-13-6						
31	12/24	@ NY Rangers	L	1-6	11-14-6						
32	12/25	@ Boston	L	4-7	11-15-6						
33	12/27	@ Boston	T	4-4	11-15-7						
34	12/30	@ Montreal	L	3-4	11-16-7						
35	01/01	MONTREAL	T	3-3	11-16-8						
36	01/04	@ Detroit	L	0-1	11-17-8						
37	01/07	@ NY Rangers	L	2-3	11-18-8						
38	01/09	BOSTON	L	4-5	11-19-8						
39	01/11	@ Montreal	L	1-4	11-20-8						
40	01/15	@ Toronto	T	3-3	11-20-9						
41	01/18	@ Boston	L	1-5	11-21-9						
42	01/17	DETROIT	L	2-4	11-22-9						
43	01/18	@ Detroit	L	2-3	11-23-9						



PLAYER	GP	G	A	PTS	PIM	PLAYER	GP	G	A	PTS	PIM
CONACHER, ROY	70	26	24	50	16	COFLIN, HUGH	31	0	3	3	33
BABANDO, PETE	70	18	19	37	36	LEER, ED	11	2	0	2	2
CONACHER, JIM	52	10	27	37	16	BEDARD, JIM	17	1	1	2	6
MOSEKOW, BILL	65	21	15	36	18	STEWART, JACK	26	0	2	2	49
GUOULIN, REP	69	12	22	34	56	HICOL, FRED	3	1	0	1	2
BENTLEY, DOUG	44	9	23	32	20	MILLER, JACK	11	0	0	0	4
BROWN, ADAM	53	10	12	22	61	SMITH, GLEN	2	0	0	0	0
POWELL, RAY	31	7	15	22	2	HAMILL, RED	2	0	0	0	0
MORRISON, DON	59	8	12	20	6	MICHALUK, JOHN	1	0	0	0	0
BODNAR, GUS	44	8	12	20	8	FELDEK, GUY	3	0	0	0	0
DEWSBURY, AL	67	5	14	19	79	LUMLEY, HARRY	64	0	0	0	4
LUNDY, PAT	61	9	9	18	9	PELLETIER, MARCEL	6	0	0	0	2
FOGOLIN, LEE	35	3	10	13	63	ALMAS, RALPH	1	0	0	0	0
BLACK, STEVE	39	4	6	10	22						
GADSBY, BILL	25	3	7	10	32						
DICKENS, ERNIE	70	2	8	10	20						
STASKIK, VIC	20	5	3	8	6						
MCCAGG, DOUG	53	2	5	7	29						
FASHOWAY, GORDON	13	3	2	5	14						
OLMSTEAD, BERT	15	2	1	3	0						

GOALIES	GP	W	L	T	MIN	GA	SO	AVG
LUMLEY, HARRY	64	12	41	10	3,785	246	3	3.9
PELLETIER, MARCEL	6	1	5	0	355	29	0	4.9
ALMAS, RALPH	1	0	1	0	60	5	0	5

1951-52 CHICAGO BLACKHAWKS

17-44-9, 43 POINTS, 6TH NHL

	GM	DATE	OPPONENT	RESULT	SCORE	RECORD	GM	DATE	OPPONENT	RESULT	SCORE	RECORD
LEADERSHIP	1	10/11	@ Montreal	L	2-4	0-1-0	44	01/24	MONTREAL	L	1-4	12-28-4
	2	10/13	@ Toronto	W	3-1	1-1-0	45	01/26	@ Detroit	W	3-2	13-28-4
	3	10/14	NY RANGERS	W	3-2	2-1-0	46	01/27	DETROIT	L	0-2	13-29-4
	4	10/18	DETROIT	L	1-6	2-2-0	47	01/31	BOSTON	T	0-0	13-29-5
PLAYERS	5	10/21	TORONTO	T	1-1	2-2-1	48	02/05	TORONTO	W	3-1	14-29-5
	6	10/25	MONTREAL	T	2-2	2-2-2	49	02/05	@ Boston	L	0-5	14-30-5
	7	10/28	BOSTON	L	0-2	2-3-2	50	02/07	NY RANGERS	L	1-3	14-31-5
	8	11/01	NY RANGERS	W	4-2	3-3-2	51	02/10	MONTREAL	L	2-3	14-32-5
2013-14	9	11/04	BOSTON	L	2-4	3-4-2	52	02/14	DETROIT	L	2-3	14-33-5
	10	11/07	@ Toronto	L	0-1	3-5-2	53	02/16	@ Toronto	T	2-2	14-34-6
	11	11/08	TORONTO	L	1-3	3-6-2	54	02/17	BOSTON	L	2-5	14-34-6
	12	11/10	@ Montreal	L	2-4	3-7-2	55	02/28	TORONTO	W	5-1	15-34-6
OPPONENTS	13	11/11	@ NY Rangers	L	2-3	3-8-2	56	02/25	@ Montreal	L	0-7	15-35-6
	14	11/13	@ Boston	W	3-1	4-8-2	57	02/24	DETROIT	L	1-2	15-36-6
	15	11/15	@ Detroit	L	1-3	4-9-2	58	02/28	NY RANGERS	T	2-2	15-36-7
	16	11/18	TORONTO	W	1-0	5-9-2	59	03/02	MONTREAL	L	4-6	15-37-7
TRADITION	17	11/21	@ Toronto	L	1-5	5-10-2	60	03/03	@ Detroit	L	2-3	15-38-7
	18	11/22	MONTREAL	W	5-1	6-10-2	61	03/06	NY RANGERS	L	3-5	15-39-7
	19	11/24	DETROIT	W	6-2	7-10-2	62	03/08	@ Montreal	T	4-4	15-39-8
	20	11/25	DETROIT	L	2-5	7-11-2	63	03/09	@ Boston	L	2-4	15-40-8
RECORDS	21	11/28	@ NY Rangers	L	3-6	7-12-2	64	03/12	NY Rangers	L	2-10	15-41-8
	22	12/01	@ Montreal	L	2-4	7-13-2	65	03/13	@ NY Rangers	T	3-3	15-41-9
	23	12/02	NY RANGERS	W	6-4	8-13-2	66	03/15	@ Detroit	L	1-6	15-42-9
	24	12/04	@ Boston	L	1-3	8-14-2	67	03/16	DETROIT	L	0-4	15-43-9
PLAYERS	25	12/08	@ Toronto	L	1-3	8-15-2	68	03/18	@ Boston	L	0-4	15-44-9
	26	12/09	BOSTON	W	4-3	9-15-2	69	03/22	@ Toronto	W	3-2	16-44-9
	27	12/13	MONTREAL	T	1-1	9-15-3	70	03/23	@ NY Rangers	W	7-6	17-44-9
	28	12/15	@ Detroit	L	0-3	9-16-3						
HISTORY	29	12/16	TORONTO	W	4-3	10-16-3						
	30	12/20	DETROIT	L	4-6	10-17-3						
	31	12/22	@ Montreal	L	1-5	10-18-3						
	32	12/23	@ NY Rangers	L	2-3	10-19-3						
MINORS	33	12/25	@ Boston	W	6-2	11-19-3						
	34	12/29	@ Detroit	L	1-3	11-20-3						
	35	01/01	MONTREAL	L	0-3	11-21-3						
	36	01/05	@ Toronto	L	1-2	11-22-3						
NHL	37	01/06	@ NY Rangers	L	2-3	11-23-3						
	38	01/08	BOSTON	L	2-7	11-24-3						
	39	01/12	@ Montreal	L	3-8	11-25-3						
	40	01/13	@ Boston	L	4-5	11-26-3						
MEDIA	41	01/16	@ NY Rangers	W	6-4	12-26-3						
	42	01/17	NY RANGERS	T	6-6	12-26-4						
	43	01/20	TORONTO	L	1-3	12-27-4						



PLAYER	GP	G	A	PTS	PIM	PLAYER	GP	G	A	PTS	PIM
MOSENIKO, BILL	70	31	22	53	10	TAYLOR, HARRY	15	1	1	2	0
GEE, GEORGE	70	18	31	49	39	CONACHER, PETE	2	0	1	1	0
BODNAR, GUS	69	14	26	40	26	CONACHER, JIM	5	0	1	1	0
PETERS, JIM	70	15	27	36	16	QUACKENBUSH, MAX	14	0	1	1	4
MCAFADEN, JIM	70	10	24	34	14	WHABRAM, KEN	1	0	0	0	0
GUDOLIN, BOP	67	13	18	31	78	BUCHANAN, MIKE	1	0	0	0	0
BABANDO, PETE	49	11	14	25	29	PRICE, JACK	1	0	0	0	0
DEWSBURY, AL	69	7	17	24	99	POETA, TONY	1	0	0	0	0
GAOSBY, BILL	59	7	15	22	87	LUMLEY, HARRY	70	0	0	0	2
HORECK, PETE	60	9	11	20	22	ROBERTS, MOE	1	0	0	0	0
FINNEY, SID	35	6	5	11	0						
WITLUK, STEVE	33	3	8	11	14						
HUCK, FRED	34	3	7	10	37						
FOGOLIN, LEE	69	0	9	9	96						
BENTLEY, DOUG	8	2	3	5	4						
RAGLAN, CLARENCE	35	0	5	5	28						
CONACHER, ROY	12	3	1	4	0						
STEWART, JACK	37	1	3	4	12						
HRIVNIAK, STEVE	18	2	1	3	4						
MARTIN, CLARE	31	1	2	3	8						

GOALIES	GP	W	L	T	MINS	GA	SO	AVG
UMLEY, HARRY	70	17	44	9	4,180	241	2	3.46
ROBERTS, MOE	1	0	0	0	20	0	0	0

1952-53 CHICAGO BLACKHAWKS

27-28-15, 69 POINTS, 4TH NHL

GM	DATE	OPPONENT	RESULT	RECORD	GM	DATE	OPPONENT	RESULT	RECORD
1	10/09	@ Montreal	W 3-2	1-0-0	44	01/18	NY RANGERS	W 2-0	17-16-11
2	10/10	@ Toronto	W 6-2	2-0-0	45	01/22	@ Boston	T 3-3	17-16-12
3	10/12	NY RANGERS	W 2-0	3-0-0	46	01/24	@ Montreal	W 5-1	18-16-12
4	10/14	DETROIT	T 1-1	3-0-1	47	01/25	TORONTO	L 3-4	18-17-12
5	10/16	@ Detroit	L 0-7	3-1-1	48	01/29	DETROIT	L 2-5	18-18-12
6	10/19	TORONTO	L 2-3	3-2-1	49	01/31	@ Detroit	L 0-4	18-19-12
7	10/23	MONTREAL	T 2-2	3-2-2	50	02/01	NY RANGERS	L 0-1	18-20-12
8	10/26	BOSTON	T 1-1	3-2-3	51	02/05	@ Boston	L 1-4	18-21-12
9	10/29	@ NY Rangers	W 3-1	4-2-3	52	02/07	@ Toronto	W 4-2	19-21-12
10	10/30	NY RANGERS	W 8-3	5-2-3	53	02/08	TORONTO	W 4-2	20-21-12
11	11/02	BOSTON	W 4-1	6-2-3	54	02/12	MONTREAL	L 2-3	20-22-12
12	11/08	@ Montreal	L 4-6	6-3-3	55	02/15	DETROIT	L 1-4	20-23-12
13	11/09	@ Boston	L 1-4	6-4-3	56	02/16	@ Detroit	L 1-3	20-24-12
14	11/12	@ NY Rangers	L 2-5	6-5-3	57	02/19	NY RANGERS	L 2-4	20-25-12
15	11/13	NY RANGERS	W 6-2	7-5-3	58	02/22	BOSTON	W 2-0	21-25-12
16	11/15	@ Toronto	W 3-1	8-5-3	59	02/27	BOSTON (B)	W 3-0	22-25-12
17	11/16	MONTREAL	W 4-1	9-5-3	60	03/01	BOSTON	T 2-2	22-25-15
18	11/20	BOSTON	W 3-1	10-5-3	61	03/04	@ NY Rangers	W 4-1	23-25-15
19	11/22	@ Detroit	L 1-10	10-6-3	62	03/05	TORONTO	W 3-1	24-25-15
20	11/23	DETROIT	W 3-0	11-6-3	63	03/07	@ Montreal	L 0-1	24-26-15
21	11/27	TORONTO	T 3-3	11-6-4	64	03/08	@ Boston	L 1-2	24-27-15
22	11/29	@ Montreal	T 1-1	11-6-5	65	03/12	MONTREAL	T 2-2	24-27-14
23	11/30	NY RANGERS	T 1-1	11-6-6	66	03/14	@ Detroit	W 3-1	25-27-14
24	12/03	@ NY Rangers	W 5-3	12-6-6	67	03/15	DETROIT	T 0-0	25-27-15
25	12/04	@ Boston	L 1-5	12-7-6	68	03/18	@ Toronto	L 3-4	25-28-15
26	12/06	DETROIT (A)	L 0-2	12-8-6	69	03/21	DETROIT (C)	W 4-3	26-28-15
27	12/07	TORONTO	L 0-2	12-9-6	70	03/22	@ NY Rangers	W 3-1	27-28-15
28	12/11	MONTREAL	L 2-3	12-10-6					
29	12/13	@ Montreal	L 0-3	12-11-6					
30	12/14	@ Boston	T 2-2	12-11-7					
31	12/18	BOSTON	T 3-3	12-11-8					
32	12/20	@ Toronto	L 1-4	12-12-8					
33	12/21	TORONTO	W 4-2	13-12-8					
34	12/25	@ Detroit	T 3-3	13-12-9					
35	12/28	@ NY Rangers	W 6-3	14-12-9					
36	01/01	MONTREAL	T 2-2	14-12-10					
37	01/05	@ Toronto	T 1-1	14-12-11					
38	01/04	@ Detroit	L 3-5	14-13-11					
39	01/07	@ NY Rangers	W 6-4	15-13-11					
40	01/10	@ Montreal	L 2-5	15-14-11					
41	01/11	@ Boston	W 4-2	16-14-11					
42	01/14	@ Toronto	L 0-3	16-15-11					
43	01/15	MONTREAL	L 0-2	16-16-11					

A Postponed from Nov. 4, played in Indianapolis, Ind., on Dec. 6.
 B Postponed from Jan. 6.
 C Postponed from Feb. 26.



PLAYER	GP	G	A	PTS	PIM	PLAYER	GP	G	A	PTS	PIM
MCFADDEN, JIM	70	25	21	44	29	RAGLAN, CLARENCE	32	1	3	4	10
PETERS, JIM	69	22	19	41	16	SCHLITZEL, ENO	14	0	2	2	0
GEE, GEORGE	67	18	21	39	99	MCBURNIEY, JIM	1	0	1	1	0
COUTURE, GERRY	70	19	18	37	22	PRICE, JACK	10	0	0	0	2
MOSENIKO, BILL	65	17	20	37	8	KRYZNOWSKI, ED	5	0	0	0	0
GARDNER, BILL	70	11	24	35	60	ROLLINS, AL	70	0	0	0	0
BODNAR, GUS	66	16	13	29	26						
MORTSON, GUS	68	5	18	23	88						
GADSKY, BILL	68	2	20	22	84						
DEWSBURY, AL	69	5	16	21	97						
HUQUA, FRED	57	5	7	12	25						
CONACHER, PETE	41	5	6	11	7						
FOGOLIN, LEE	70	2	8	10	79						
LYNN, VEC	29	0	10	10	23						
ABEL, SID	39	5	4	9	6						
BABANDO, PETE	28	5	4	9	10						
FINNEY, SID	18	4	2	6	4						
GLOVER, FRED	31	4	2	6	37						

GOALIES	GP	W	L	T	MIN	GA	SO	AVG
ROLLINS, AL	70	27	28	15	4,200	175	6	2.5

LEADERSHIP

PLAYERS

2013-14

OPPONENTS

TRADITION

RECORDS

PLAYOFFS

HISTORY

MINORS

NHL

MEDIA

1953-54 CHICAGO BLACKHAWKS

12-51-7, 31 POINTS, 6TH NHL

	GM	DATE	OPPONENT	RESULT	SCORE	RECORD	GM	DATE	OPPONENT	RESULT	SCORE	RECORD				
LEADERSHIP	1	10/08	@ Montreal	L	0-3	0-1-0	44	01/14	NY RANGERS	L	0-2	8-31-5				
	2	10/10	@ Toronto	L	2-6	0-2-0	45	01/17	TORONTO	L	1-3	8-32-5				
	3	10/11	NY RANGERS	L	3-5	0-3-0	46	01/21	BOSTON (A)	L	2-3	8-33-5				
	4	10/16	DETROIT	T	2-2	0-3-1	47	01/23	@ Montreal	L	1-5	8-34-5				
PLAYERS	5	10/17	@ Detroit	L	1-2	0-4-1	48	01/24	MONTREAL	W	8-3	9-34-5				
	6	10/18	TORONTO	L	1-2	0-5-1	49	01/28	@ Boston	L	2-3	9-35-5				
	7	10/22	MONTREAL	L	2-3	0-6-1	50	01/30	@ Detroit	L	2-4	9-36-5				
	8	10/25	BOSTON	L	3-4	0-7-1	51	01/31	DETROIT	L	1-5	9-37-5				
2013-14	9	10/28	@ NY Rangers	W	6-1	1-7-1	52	02/04	NY RANGERS	L	2-3	9-38-5				
	10	10/31	MONTREAL	W	1-0	2-7-1	53	02/06	@ Toronto	L	0-6	9-39-5				
	11	11/01	BOSTON	T	0-0	2-7-2	54	02/07	TORONTO	W	2-1	10-39-5				
	12	11/04	@ Toronto	L	1-3	2-8-2	55	02/10	MONTREAL	T	2-2	10-39-6				
OPPONENTS	13	11/05	@ Boston	L	2-4	2-9-2	56	02/14	DETROIT	L	0-5	10-40-6				
	14	11/07	NY RANGERS	L	1-3	2-10-2	57	02/15	@ Detroit	L	2-3	10-42-6				
	15	11/08	TORONTO	L	1-2	2-11-2	58	02/19	NY RANGERS (A)	L	0-3	10-42-6				
	16	11/11	@ NY Rangers	L	2-3	2-12-2	59	02/21	BOSTON	L	3-4	10-43-6				
TRADITION	17	11/12	@ Montreal	L	2-4	2-13-2	60	02/25	DETROIT (B)	L	2-3	10-44-6				
	18	11/14	MONTREAL	W	3-2	3-13-2	61	02/27	@ Toronto	L	2-4	10-45-6				
	19	11/15	MONTREAL	T	2-2	3-13-3	62	02/28	TORONTO	W	2-1	11-45-6				
	20	11/18	@ NY Rangers	L	1-3	3-14-3	63	03/05	NY RANGERS	T	0-0	11-45-7				
RECORDS	21	11/20	BOSTON	L	0-2	3-15-3	64	03/07	@ Boston	L	0-6	11-46-7				
	22	11/22	TORONTO	L	1-5	3-16-3	65	03/10	@ NY Rangers	L	2-4	11-47-7				
	23	11/26	MONTREAL	L	3-6	3-17-3	66	03/11	@ Detroit	L	2-6	11-48-7				
	24	11/28	@ Detroit	L	0-9	3-18-3	67	03/13	@ Montreal	L	0-4	11-49-7				
PLAYOFFS	25	11/29	DETROIT	L	4-9	3-19-3	68	03/14	MONTREAL	L	0-6	11-50-7				
	26	12/02	@ NY Rangers	T	3-3	3-19-4	69	03/19	BOSTON	W	7-0	12-50-7				
	27	12/03	@ Boston	L	1-3	3-20-4	70	03/21	@ Boston	L	5-9	12-51-7				
	28	12/05	NY RANGERS	W	2-1	4-20-4										
HISTORY	29	12/06	@ Detroit	W	5-0	5-20-4	A	Played in Indianapolis, Ind.								
	30	12/10	@ Montreal	L	3-5	5-21-4	B	Played in Minneapolis, Minn.								
	31	12/12	@ Toronto	L	0-2	5-22-4										
	32	12/13	BOSTON	T	2-2	5-22-5										
MINORS	33	12/17	@ Detroit	L	1-5	5-23-5										
	34	12/18	DETROIT (A)	L	1-3	5-24-5										
	35	12/20	TORONTO	W	4-1	6-24-5										
	36	12/25	@ Boston	L	1-4	6-25-5										
NHL	37	12/27	@ NY Rangers	W	4-1	7-25-5										
	38	01/01	DETROIT	W	4-2	8-25-5										
	39	01/02	@ Toronto	L	0-4	8-26-5										
	40	01/06	@ NY Rangers	L	3-4	8-27-5										
MEDIA	41	01/09	@ Montreal	L	1-12	8-28-5										
	42	01/10	@ Boston	L	3-5	8-29-5										
	43	01/13	@ Toronto	L	1-2	8-30-5										
PLAYER		GP	G	A	PTS	PIM	PLAYER		GP	G	A	PTS	PIM			
WILSON, LARRY		66	9	33	42	22	HUCK, FRED		27	0	3	3	19			
GADSBY, BILL		70	12	29	41	108	LYNN, VIC		11	1	0	1	2			
MOSENIKO, BILL		65	15	19	34	17	FOGOUN, LEE		68	0	1	1	95			
CONACHER, PETE		70	19	9	28	23	ROLLINS, AL		66	0	0	0	20			
JANKOWSKI, LOU		68	15	13	28	7	MAROIS, JEAN		2	0	0	0	0			
GEE, GEORGE		69	10	16	26	59	GELINEAU, JACK		2	0	0	0	0			
BODNAR, GUS		44	6	15	21	20	MENARD, HILLARY		1	0	0	0	0			
DEWSBURY, AL		69	6	15	21	44	WILSON, BOB		1	0	0	0	0			
MORTSON, GUS		68	5	8	13	132	LALANDE, HEC		2	0	0	0	2			
PETERS, JIM		46	6	4	10	21	SLEAVER, JOHN		1	0	0	0	2			
MCINTYRE, JACK		23	8	3	11	4	AREL, SID		3	0	0	0	4			
COUTURE, GERRY		40	6	5	11	14	FINNEY, SID		3	0	0	0	0			
PRICE, JACK		46	4	6	10	22	SASAKAMOOSE, FRED		11	0	0	0	6			
TOPPAZZINI, HENRY		14	5	5	8	18										
WHARRAM, KEN		29	1	7	8	8	GOALIES		GP	W	L	T	MIN	GA	SO	AVG
ZEIDEL, LARRY		64	1	6	7	102	ROLLINS, AL		66	12	47	7	3,960	213	5	3.23
MCFADEEN, JIM		19	3	3	6	6	MAROIS, JEAN		2	0	2	0	120	11	0	5.5
COSTELLO, MURRAY		40	3	2	5	6	GELINEAU, JOHN		2	0	2	0	120	18	0	9
HILDEBRAND, IKE		7	1	4	5	4										



1954-55 CHICAGO BLACKHAWKS

13-40-17, 43 POINTS, 6TH NHL

GM	DATE	OPPONENT	RESULT	SCORE	RECORD	GM	DATE	OPPONENT	RESULT	SCORE	RECORD
1	10/07	@ Montreal	L	2-4	0-1-0	44	01/19	@ Toronto	T	3-3	8-26-10
2	10/09	@ Toronto	T	3-3	0-1-1	45	01/22	@ Montreal	L	3-5	8-27-10
3	10/10	NY RANGERS	L	1-2	0-2-1	46	01/23	MONTREAL	L	3-5	8-28-10
4	10/15	MONTREAL	L	0-3	0-3-1	47	01/27	@ Boston	L	2-5	8-29-10
5	10/17	DETROIT	L	2-5	0-4-1	48	01/29	DETROIT (A)	T	2-2	8-29-11
6	10/23	@ Detroit	W	4-2	1-4-1	49	01/30	NY RANGERS	W	4-2	8-29-11
7	10/30	@ Montreal	L	1-5	1-5-1	50	02/02	BOSTON	L	2-3	9-30-11
8	10/31	@ NY Rangers	T	1-1	1-5-2	51	02/05	@ Toronto	T	2-2	9-30-12
9	11/04	NY RANGERS	W	3-1	2-5-2	52	02/06	TORONTO	L	2-4	9-31-12
10	11/06	@ Toronto	L	2-5	2-6-2	53	02/09	@ NY Rangers	T	2-2	9-31-13
11	11/07	TORONTO	L	1-2	2-7-2	54	02/10	@ Boston	L	2-4	9-32-13
12	11/10	@ Boston	L	3-4	2-8-2	55	02/13	DETROIT	L	1-5	9-33-13
13	11/11	@ Montreal	L	4-7	2-9-2	56	02/15	@ Detroit	L	2-3	9-34-13
14	11/13	@ NY Rangers	W	5-3	3-9-2	57	02/17	BOSTON	W	10-2	10-34-13
15	11/14	NY RANGERS	L	0-5	3-10-2	58	02/20	TORONTO	W	4-1	11-34-13
16	11/18	BOSTON	L	1-5	3-11-2	59	02/23	BOSTON (C)	T	3-3	11-34-14
17	11/20	@ Detroit	L	0-5	3-12-2	60	02/25	NY RANGERS	T	2-2	11-34-15
18	11/21	DETROIT	L	0-1	3-13-2	61	02/27	DETROIT	L	2-3	11-35-15
19	11/23	MONTREAL (A)	T	4-4	3-13-3	62	03/05	@ Detroit	L	1-6	11-36-15
20	11/25	MONTREAL	L	2-3	3-14-3	63	03/05	@ Montreal	T	4-4	11-36-16
21	11/28	TORONTO	T	1-1	3-14-4	64	03/06	MONTREAL	L	2-4	11-37-16
22	11/30	MONTREAL (B)	T	3-3	3-14-5	65	03/10	@ Boston	W	3-2	12-37-16
23	12/02	BOSTON	L	2-3	3-15-5	66	03/12	@ Detroit	L	2-5	12-38-16
24	12/05	@ Detroit	L	1-4	3-16-5	67	03/15	@ NY Rangers	L	2-5	12-39-16
25	12/08	@ NY Rangers	W	2-1	4-16-5	68	03/16	NY RANGERS (A)	T	1-1	12-39-17
26	12/09	@ Boston	L	1-2	4-17-5	69	03/19	@ Toronto	L	0-5	12-40-17
27	12/11	@ Toronto	W	2-1	5-17-5	70	03/20	@ Boston	W	4-3	13-40-17
28	12/12	DETROIT	L	3-4	5-18-5						
29	12/15	TORONTO (A)	L	3-8	5-19-5						
30	12/18	MONTREAL	L	2-4	5-20-5						
31	12/19	BOSTON	W	6-1	6-20-5						
32	12/25	@ Boston	T	3-3	6-20-6						
33	12/26	@ NY Rangers	T	4-4	6-20-7						
34	12/30	@ Montreal	L	4-7	6-21-7						
35	01/01	@ Toronto	T	2-2	6-21-8						
36	01/02	TORONTO (A)	W	3-2	7-21-8						
37	01/05	@ NY Rangers	W	3-2	8-21-8						
38	01/06	@ Montreal	L	0-6	8-22-8						
39	01/08	@ Detroit	L	0-1	8-23-8						
40	01/09	DETROIT (A)	L	2-6	8-24-8						
41	01/12	BOSTON	T	1-1	8-24-9						
42	01/14	NY RANGERS	L	2-5	8-25-9						
43	01/16	TORONTO	L	2-4	8-26-9						

A Played in St. Louis, Mo.

B Played in Omaha, Neb.

C Played in St. Paul, Minn.



PLAYER	GP	G	A	PTS	PIM	PLAYER	GP	G	A	PTS	PIM
SULLIVAN, RED	69	19	42	61	51	GAMBIE, DICK	14	2	0	2	6
LITZENBERGER, ED	44	16	24	40	28	THOMAS, RAY	14	1	1	2	2
WATSON, HARRY	45	14	16	30	4	MASNICK, PAUL	11	1	0	1	8
MIKOSKI, NICK	52	10	19	29	42	ROGOUN, LEE	9	0	1	1	16
MCINTYRE, JACK	65	16	13	29	40	DEWISBURY, AL	12	0	1	1	10
MOSENIKO, BILL	64	12	15	27	24	SULLIVAN, FRANK	1	0	0	0	0
TOPPAZZINI, JERRY	70	9	18	27	59	HILDEBRAND, WEE	3	0	0	0	0
STANLEY, ALLAN	52	10	15	25	22	HASSARD, BOB	17	0	0	0	4
PRYSTAY, METRO	57	11	13	24	28	ROLLINS, AL	44	0	0	0	0
WILSON, LARRY	63	12	11	23	39	BASSEN, HENRY	21	0	0	0	0
CREIGHTON, DAVE	49	7	7	14	6	FREDERICK, RAY	5	0	0	0	0
MORTSON, GUS	65	2	11	13	133	DAVIS, LORNE	8	0	0	0	4
MCCORMACK, JOHN	63	5	7	12	8						
MARTIN, FRANK	66	4	8	12	35						
HOLLINGWORTH, GORD	70	3	9	12	135						
GADSBY, BILL	18	3	5	8	17						
CONACHER, PETE	18	2	4	6	2						
JANKOWSKI, LOU	39	3	2	5	8						

GOALIES	GP	W	L	T	MINS	GA	SO	AVG
ROLLINS, AL	44	9	27	8	2,640	150	0	3.41
BASSEN, HANK	21	4	9	8	1,260	63	0	3
FREDERICK, RAY	5	0	4	1	300	22	0	4.4

LEADERSHIP

PLAYERS

2013-14

OPPONENTS

TRADITION

RECORDS

PLAYOFFS

HISTORY

MINORS

NHL

MEDIA

1955-56 CHICAGO BLACKHAWKS 19-39-12, 50 POINTS, 6TH NHL

GM	DATE	OPPONENT	RESULT	SCORE	RECORD	GM	DATE	OPPONENT	RESULT	SCORE	RECORD
1	10/06	@ Detroit	W	3-2	1-0-0	44	01/05	NY RANGERS	L	0-2	14-27-8
2	10/07	NY RANGERS	L	4-7	1-1-0	45	01/07	NY RANGERS (B)	T	2-2	14-27-9
3	10/09	TORONTO	W	3-1	2-1-0	46	01/20	BOSTON	L	0-3	14-28-9
4	10/10	DETROIT	L	1-4	2-2-0	47	01/22	MONTREAL	L	2-6	14-29-9
5	10/16	MONTREAL	T	2-2	2-2-1	48	01/25	@ Toronto	L	1-3	14-30-9
6	10/20	@ Detroit	T	2-2	2-2-2	49	01/27	DETROIT	L	0-7	14-31-9
7	10/22	@ Montreal	L	0-6	2-3-2	50	01/29	NY RANGERS	L	2-6	14-32-9
8	10/23	@ NY Rangers	L	4-5	2-4-2	51	02/02	@ Boston	T	2-2	14-33-9
9	10/25	BOSTON (A)	W	2-0	3-4-2	52	02/04	@ Toronto	W	4-2	15-34-9
10	10/27	@ Montreal	W	4-1	4-4-2	53	02/05	TORONTO	W	3-2	16-35-9
11	10/29	@ Toronto	L	0-2	4-5-2	54	02/07	@ Detroit	L	2-3	16-36-9
12	11/03	@ Boston	T	3-3	4-5-3	55	02/10	MONTREAL	L	1-3	16-37-9
13	11/05	DETROIT	T	3-3	4-5-4	56	02/12	TORONTO	T	1-1	16-38-9
14	11/06	NY RANGERS	L	2-4	4-6-4	57	02/15	@ NY Rangers	L	1-6	16-39-9
15	11/10	@ Detroit	T	2-2	4-6-5	58	02/17	BOSTON	L	2-4	16-40-9
16	11/11	TORONTO	W	2-0	5-6-5	59	02/19	DETROIT	W	5-3	17-41-9
17	11/13	MONTREAL	L	0-2	5-7-5	60	02/24	TORONTO	L	1-2	17-42-9
18	11/18	BOSTON	W	6-1	6-7-5	61	02/26	BOSTON	W	4-1	18-43-9
19	11/19	@ Detroit	L	1-4	6-8-5	62	03/02	MONTREAL	L	1-3	18-44-9
20	11/20	DETROIT	T	1-1	6-8-6	63	03/05	@ Montreal	L	1-3	18-45-9
21	11/24	TORONTO	W	3-2	7-8-6	64	03/04	@ NY Rangers	L	2-3	18-46-9
22	11/26	@ Toronto	L	4-7	7-9-6	65	03/08	NY RANGERS (A)	L	4-6	18-47-9
23	11/27	@ Boston	W	6-0	8-9-6	66	03/10	@ Detroit	L	0-2	18-48-9
24	11/30	@ NY Rangers	L	1-6	8-10-6	67	03/11	DETROIT	L	2-3	18-49-9
25	12/02	NY RANGERS	L	1-2	8-11-6	68	03/15	@ Montreal	L	2-5	18-50-9
26	12/04	MONTREAL	L	1-5	8-12-6	69	03/17	@ Toronto	T	1-1	18-51-9
27	12/09	BOSTON (A)	T	1-1	8-12-7	70	03/18	@ Boston	W	3-2	19-52-9
28	12/11	TORONTO	T	3-3	8-12-8						
29	12/14	@ NY Rangers	W	4-1	9-12-8						
30	12/15	@ Boston	L	1-4	9-13-8						
31	12/17	@ Montreal	L	0-5	9-14-8						
32	12/18	BOSTON	W	7-1	10-14-8						
33	12/20	MONTREAL (A)	L	1-7	10-15-8						
34	12/24	@ Toronto	L	2-5	10-16-8						
35	12/25	@ Boston	W	4-2	11-16-8						
36	12/29	@ NY Rangers	W	4-2	12-16-8						
37	12/31	@ Montreal	L	3-7	12-17-8						
38	01/01	@ Detroit	L	1-5	12-18-8						
39	01/04	@ Toronto	L	2-4	12-19-8						
40	01/07	@ Montreal	L	1-3	12-20-8						
41	01/08	@ NY Rangers	W	5-3	13-20-8						
42	01/12	@ Boston	W	5-0	14-20-8						
43	01/14	DETROIT (A)	L	1-3	14-21-8						

A Played in St. Louis, Mo.

B Played in Omaha, Neb.



PLAYER	GP	G	A	PTS	PIM	PLAYER	GP	G	A	PTS	PIM
SULLIVAN, RED	65	14	26	40	58	CORCORAN, NORMAN	23	1	3	4	19
MICKOSKI, NICK	70	19	20	39	52	PRYSTAL, METRO	8	1	3	4	8
LITZENBERGER, ED	70	10	29	39	36	WHARRAM, KEN	3	0	0	0	0
WILSON, JOHN	70	24	9	33	12	WILSON, LARRY	2	0	0	0	2
CESLA, HANK	70	8	23	31	22	SULLIVAN, FRANK	1	0	0	0	0
SKOV, GLEN	70	7	20	27	26	ROLLINS, AL	58	0	0	0	10
LALANDE, HEC	65	8	18	26	70	BASSEN, HENRY	12	0	0	0	2
WATSON, HARRY	55	11	14	25	6						
LESNICK, TONY	70	11	11	22	71						
SANDFORD, ED	57	12	9	21	56						
STANLEY, ALLAN	59	4	14	18	70						
MCMINTYRE, JACK	46	10	5	15	14						
MORTSON, GUS	52	5	10	15	87						
DEWSBURY, AL	37	3	12	15	22						
MARTIN, FRANK	61	3	11	14	21						
WOIT, BEN	63	1	8	9	46						
PILOTE, PIERRE	20	3	5	8	34						
FOGOLIN, LEE	51	0	8	8	88						

GOALIES	GP	W	L	T	MINS	GA	SO	AVG
ROLLINS, AL	58	17	30	11	3,480	174	3	3
BASSEN, HANK	12	2	9	1	720	42	1	3.5

1956-57 CHICAGO BLACKHAWKS
16-39-15, 47 POINTS, 6TH NHL

GM	DATE	OPPONENT	RESULT	SCORE	RECORD	GM	DATE	OPPONENT	RESULT	SCORE	RECORD
1	10/11	@ Detroit	L	1-5	0-1-0	44	01/20	MONTREAL	W	4-2	9-28-7
2	10/12	NY RANGERS	L	0-3	0-2-0	45	01/24	@ Detroit	L	2-6	9-29-7
3	10/14	TORONTO	L	0-1	0-3-0	46	01/26	@ Montreal	T	4-4	9-29-8
4	10/18	@ Montreal	T	1-1	0-3-1	47	01/27	NY RANGERS	L	2-3	9-30-8
5	10/21	@ NY Rangers	L	1-4	0-4-1	48	01/30	@ NY Rangers	W	7-2	10-30-8
6	10/25	@ Detroit	L	1-5	0-5-1	49	01/31	@ Boston	L	0-2	10-31-8
7	10/27	@ Toronto	L	2-5	0-6-1	50	02/02	@ Toronto	T	3-3	10-31-9
8	10/30	BOSTON	W	4-0	1-6-1	51	02/05	TORONTO	W	6-3	11-31-9
9	11/01	@ Boston	L	2-5	1-7-1	52	02/07	NY RANGERS	T	4-4	11-31-10
10	11/05	@ Montreal	L	0-6	1-8-1	53	02/09	@ Detroit	L	0-3	11-32-10
11	11/04	MONTREAL	L	0-1	1-9-1	54	02/10	DETROIT	T	2-2	11-32-11
12	11/08	TORONTO	W	5-2	2-9-1	55	02/16	BOSTON	W	6-5	12-32-11
13	11/10	@ Toronto	L	1-4	2-10-1	56	02/17	MONTREAL	L	2-3	12-33-11
14	11/11	DETROIT	L	1-5	2-11-1	57	02/25	DETROIT	W	4-3	13-33-11
15	11/15	BOSTON	L	3-5	2-12-1	58	02/24	BOSTON	W	4-3	14-33-11
16	11/17	@ Toronto	W	6-3	3-12-1	59	02/27	@ NY Rangers	T	6-6	14-33-12
17	11/18	NY RANGERS	T	2-2	3-12-2	60	02/28	@ Boston	L	0-4	14-34-12
18	11/22	MONTREAL	W	5-3	4-12-2	61	03/02	@ Toronto	W	4-3	15-34-12
19	11/24	@ Detroit	L	2-3	4-13-2	62	03/03	TORONTO	T	0-0	15-34-13
20	11/25	DETROIT	T	3-3	4-13-3	63	03/07	NY RANGERS	T	2-2	15-34-14
21	11/29	BOSTON	L	0-2	4-14-3	64	03/09	@ Montreal	L	4-6	15-35-14
22	12/01	@ Montreal	L	0-7	4-15-3	65	03/10	MONTREAL	W	3-1	16-35-14
23	12/02	@ Boston	L	2-3	4-16-3	66	03/12	DETROIT	L	3-4	16-36-14
24	12/05	@ NY Rangers	T	2-2	4-16-4	67	03/14	@ Detroit	L	2-3	16-37-14
25	12/07	MONTREAL	L	1-3	4-17-4	68	03/17	@ Boston	L	2-6	16-38-14
26	12/09	TORONTO	L	1-2	4-18-4	69	03/25	@ Montreal	L	0-3	16-39-14
27	12/13	@ Boston	L	2-3	4-19-4	70	03/24	@ NY Rangers	T	4-4	16-39-15
28	12/15	@ Detroit	L	1-5	4-20-4						
29	12/16	DETROIT	W	3-1	5-20-4						
30	12/21	NY RANGERS	L	2-3	5-21-4						
31	12/23	BOSTON	W	4-1	6-21-4						
32	12/25	@ Boston	W	4-2	7-21-4						
33	12/27	@ NY Rangers	L	2-3	7-22-4						
34	12/29	@ Toronto	L	3-6	7-23-4						
35	12/30	TORONTO	W	2-0	8-23-4						
36	01/01	MONTREAL	L	2-6	8-24-4						
37	01/03	@ Montreal	T	3-3	8-24-5						
38	01/05	@ NY Rangers	L	1-4	8-25-5						
39	01/06	BOSTON	T	4-4	8-25-6						
40	01/11	NY RANGERS	L	4-7	8-26-6						
41	01/12	@ Toronto	L	3-4	8-27-6						
42	01/15	TORONTO	T	1-1	8-27-7						
43	01/19	DETROIT	L	2-3							

[illegible]

MEDIA	NHL	MINORS	HISTORY	PLAYOFFS	RECORDS	TRADITION	OPPONENTS	2013-14	PLAYERS	LEADERSHIP
-------	-----	--------	---------	----------	---------	-----------	-----------	---------	---------	------------

1957-58 CHICAGO BLACKHAWKS

24-39-7, 55 POINTS, 5TH NHL

	GM	DATE	OPPONENT	RESULT	SCORE	RECORD		GM	DATE	OPPONENT	RESULT	SCORE	RECORD
LEADERSHIP	1	10/08	TORONTO	W	1-0	1-0-0		44	01/23	@ Boston	L	3-4	15-23-6
	2	10/10	@ Montreal	L	1-5	1-1-0		45	01/25	@ Montreal	L	1-2	15-24-6
	3	10/12	@ Boston	L	1-3	1-2-0		46	01/26	NY RANGERS	W	4-3	16-24-6
	4	10/15	MONTREAL	T	3-3	1-2-1		47	01/29	@ Toronto	W	4-1	17-24-6
PLAYERS	5	10/19	@ Montreal	L	1-3	1-3-1		48	02/01	@ NY Rangers	L	2-3	17-25-6
	6	10/20	@ NY Rangers	L	1-6	1-4-1		49	02/02	MONTREAL	L	1-3	17-26-6
	7	10/22	BOSTON	W	2-1	2-4-1		50	02/06	@ Boston	W	4-1	18-26-6
	8	10/27	@ Detroit	W	3-0	3-4-1		51	02/08	@ Montreal	W	3-2	19-26-6
2013-14	9	10/29	DETROIT	W	1-0	4-4-1		52	02/09	DETROIT	L	1-2	19-27-6
	10	11/02	@ Toronto	T	3-3	4-4-2		53	02/14	NY RANGERS	L	1-3	19-28-6
	11	11/03	NY RANGERS	L	2-3	4-5-2		54	02/16	MONTREAL	W	4-0	20-28-6
	12	11/09	NY RANGERS	W	5-0	5-5-2		55	02/19	@ NY Rangers	L	2-3	20-29-6
OPPONENTS	13	11/10	TORONTO	W	3-1	6-5-2		56	02/22	Toronto	L	1-3	20-30-6
	14	11/13	@ NY Rangers	T	2-2	6-5-3		57	02/23	Boston	L	0-2	20-31-6
	15	11/14	@ Boston	L	2-5	6-6-3		58	02/26	@ NY Rangers	L	3-4	20-32-6
	16	11/16	DETROIT	L	0-1	6-7-3		59	03/01	BOSTON	L	2-3	20-33-6
TRADITION	17	11/17	@ Detroit	W	3-2	7-7-3		60	03/02	TORONTO	L	5-6	20-34-6
	18	11/20	@ Toronto	L	1-2	7-8-3		61	03/05	@ Toronto	L	2-5	20-35-6
	19	11/22	NY RANGERS	L	2-4	7-9-3		62	03/06	@ Boston	T	4-4	20-35-7
	20	11/24	BOSTON	T	2-2	7-9-4		63	03/08	DETROIT	W	4-3	21-35-7
RECORDS	21	11/28	MONTREAL	L	0-2	7-10-4		64	03/09	MONTREAL	L	1-4	21-36-7
	22	11/30	@ Montreal	L	1-6	7-11-4		65	03/12	NY RANGERS	L	2-3	21-37-7
	23	12/01	TORONTO	L	2-7	7-12-4		66	03/15	@ Montreal	L	1-4	21-38-7
	24	12/04	@ NY Rangers	W	1-0	8-12-4		67	03/16	TORONTO	W	3-2	22-38-7
PLAYERS	25	12/07	@ Boston	T	2-2	8-12-5		68	03/20	DETROIT	W	5-4	23-38-7
	26	12/08	BOSTON	L	0-3	8-13-5		69	03/22	@ Detroit	W	6-4	24-38-7
	27	12/14	@ Toronto	L	1-4	8-14-5		70	03/23	@ Boston	L	5-7	24-39-7
	28	12/15	MONTREAL	L	0-2	8-15-5							
HISTORY	29	12/21	@ Detroit	L	3-5	8-16-5							
	30	12/22	@ Detroit	L	0-2	8-17-5							
	31	12/25	@ NY Rangers	W	3-1	9-17-5							
	32	12/28	BOSTON	T	0-0	9-17-6							
MINORS	33	12/29	TORONTO	W	2-1	10-17-6							
	34	12/31	@ Detroit	L	2-3	10-18-6							
	35	01/01	DETROIT	W	4-3	11-18-6							
	36	01/04	@ Toronto	W	4-2	12-18-6							
NHL	37	01/05	BOSTON	W	4-3	13-18-6							
	38	01/09	@ Montreal	L	3-11	13-19-6							
	39	01/11	@ Detroit	L	1-4	13-20-6							
	40	01/12	MONTREAL	W	7-1	14-20-6							
MEDIA	41	01/16	@ Detroit	L	2-3	14-21-6							
	42	01/18	NY RANGERS	L	2-3	14-22-6							
	43	01/19	TORONTO	W	5-3	15-22-6							



PLAYER	GP	G	A	PTS	PIM	PLAYER	GP	G	A	PTS	PIM
LITZENBERGER, ED	70	32	30	62	63	LALANDE, HEC	22	2	2	4	10
HULL, BOBBY	70	13	34	47	62	MCMYRE, JACK	27	0	4	4	10
LINDSAY, TED	68	15	24	39	110	BARKLEY, DOUG	3	0	0	0	0
WESTERENKO, ERIC	70	20	18	38	104	WARD, DON	3	0	0	0	0
SKOV, GLEN	70	17	18	35	35	MARTIN, FRANK	3	0	0	0	10
PILOTE, PIERRE	70	6	24	30	91	HALL, GLENN	70	0	0	0	10
MURPHY, RON	69	11	17	28	32						
VASKO, ELMER	59	6	20	26	51						
REBEL, EARL	40	4	12	16	6						
FERGUSON, LORNE	38	6	9	15	24						
DEA, BILL	34	5	8	13	4						
DINEEN, BILL	41	4	9	13	10						
MORTSON, GUS	67	3	10	13	62						
KACHUR, ED	62	5	7	12	14						
MICKOSKI, NICK	28	5	6	11	20						
THOMSON, JIM	70	4	7	11	75						
CUSHENAN, IAN	61	2	8	10	67						
BAILEY, BOB	28	3	6	9	38						

GOALIES	GP	W	L	T	MINS	GA	SO	AVG
HALL, GLENN	70	24	39	7	4,200	202	7	2.89

1958-59 CHICAGO BLACKHAWKS

28-29-13, 69 POINTS, 3RD NHL

GM	DATE	OPPONENT	RESULT	SCORE	RECORD	GM	DATE	OPPONENT	RESULT	SCORE	RECORD
1	10/08	NY RANGERS	T	1-1	0-0-1	44	01/08	MONTREAL	T	1-1	18-16-10
2	10/11	@ Toronto	W	3-1	1-0-1	45	01/11	DETROIT	L	2-3	18-17-10
3	10/12	TORONTO	W	5-2	2-0-1	46	01/24	@ Detroit	L	0-2	18-18-10
4	10/16	@ Detroit	W	7-2	3-0-1	47	01/25	TORONTO	L	1-4	18-19-10
5	10/18	DETROIT	L	1-3	3-1-1	48	02/08	@ NY Rangers	W	3-1	19-19-10
6	10/19	BOSTON	L	1-4	3-2-1	49	01/31	@ Montreal	T	3-3	19-19-11
7	10/23	@ Montreal	L	1-9	3-3-1	50	02/01	MONTREAL	T	3-3	19-19-12
8	10/25	@ NY Rangers	L	2-6	3-4-1	51	02/05	@ Boston	W	2-1	20-19-12
9	10/28	MONTREAL	T	5-5	3-4-2	52	02/07	@ NY Rangers	W	6-3	21-19-12
10	10/30	@ Boston	L	2-5	3-5-2	53	02/08	TORONTO	W	7-2	22-19-12
11	11/01	@ Montreal	W	4-2	4-5-2	54	02/12	@ Boston	L	4-5	22-20-12
12	11/04	NY RANGERS	W	4-2	5-5-2	55	02/14	@ Toronto	L	1-5	22-21-12
13	11/08	@ Detroit	W	4-3	6-5-2	56	02/15	BOSTON	T	3-3	22-21-13
14	11/11	BOSTON	L	4-8	6-6-2	57	02/18	NY RANGERS	W	4-2	23-21-13
15	11/15	MONTREAL	L	1-3	6-7-2	58	02/21	@ Detroit	L	2-5	23-22-13
16	11/16	DETROIT	W	3-2	7-7-2	59	02/22	TORONTO	W	5-1	24-22-13
17	11/19	BOSTON	W	3-2	8-7-2	60	02/28	BOSTON	W	5-2	25-22-13
18	11/22	@ Montreal	L	1-5	8-8-2	61	03/01	DETROIT	W	3-1	26-22-13
19	11/23	TORONTO	T	3-3	8-9-3	62	03/04	@ Toronto	L	2-5	26-23-13
20	11/27	MONTREAL	L	1-2	8-9-3	63	03/07	NY RANGERS	L	1-6	26-24-13
21	11/29	@ Toronto	W	2-1	9-9-3	64	03/08	MONTREAL	L	1-2	26-25-13
22	11/30	NY RANGERS	T	2-2	9-9-4	65	03/11	@ NY Rangers	W	5-3	27-25-13
23	12/03	@ NY Rangers	L	1-4	9-10-4	66	03/14	@ Montreal	L	4-8	27-26-13
24	12/06	DETROIT	L	3-4	9-11-4	67	03/15	DETROIT	L	1-4	27-27-13
25	12/07	@ Detroit	T	2-2	9-11-5	68	03/17	@ Detroit	L	0-2	27-28-13
26	12/10	TORONTO	T	2-2	9-11-6	69	03/21	@ Toronto	L	1-5	27-29-13
27	12/13	@ Boston	L	2-4	9-12-6	70	03/22	@ Boston	W	4-1	28-29-13
28	12/14	@ NY Rangers	T	3-3	9-12-7						
29	12/17	BOSTON	W	5-2	10-12-7						
30	12/20	@ Montreal	L	1-4	10-13-7						
31	12/21	DETROIT	W	4-2	11-13-7						
32	12/25	@ Boston	L	2-4	11-14-7						
33	12/27	@ Toronto	T	2-2	11-14-8						
34	12/28	TORONTO	W	4-3	12-14-8						
35	12/31	@ Detroit	W	4-2	13-14-8						
36	01/01	MONTREAL	T	2-2	13-14-9						
37	01/05	@ Toronto	W	2-1	14-14-9						
38	01/04	BOSTON	W	5-3	15-14-9						
39	01/07	@ NY Rangers	W	4-0	16-14-9						
40	01/08	@ Boston	W	4-2	17-14-9						
41	01/10	@ Montreal	L	0-1	17-15-9						
42	01/11	NY RANGERS	L	3-4	17-16-9						
43	01/17	NY RANGERS	W	7-1	18-16-9						



PLAYER	GP	G	A	PTS	PIM	PLAYER	GP	G	A	PTS	PIM
LITZENBERGER, ED	70	35	44	77	37	JOHNSON, NORM	7	1	0	1	8
SLOAN, TOD	59	27	35	62	79	MIKITA, STAN	3	0	1	1	4
LINDSAY, TED	70	22	36	58	104	GLOVER, HOWARD	13	0	1	1	2
HULL, BOBBY	70	18	32	50	50	HALL, GLENN	70	0	0	0	0
MURPHY, RON	59	17	30	47	52						
PILOTE, PIERRE	70	7	30	37	79						
NESTEBENKO, ERIC	70	16	18	34	81						
LEWICKI, DANNY	58	8	14	22	4						
WHARDAM, MEN	66	10	9	19	14						
BALEFOUR, EARL	70	10	8	18	10						
FERGUSON, LORNE	67	7	10	17	44						
VASKO, ELMER	63	6	10	16	52						
ST. LAURENT, DOLLARD	70	4	8	12	28						
ARBOUR, AL	70	2	10	12	86						
EVANS, JACK	70	1	8	9	75						
SKOV, GLEN	70	3	5	8	4						
MCKENZIE, JOHN	32	3	4	7	22						
MALONEY, PHIL	24	2	2	4	6						

GOALIES	GP	W	L	T	MS	GA	SO	AVG
HALL, GLENN	70	28	29	13	4,200	208	1	2.97

LEADERSHIP

PLAYERS

2013-14

OPPONENTS

TRADITION

RECORDS

PLAYOFFS

HISTORY

MINORS

NHL

MEDIA

1959-60 CHICAGO BLACKHAWKS

28-29-13, 69 POINTS, 3RD NHL

	GM	DATE	OPPONENT	RESULT	SCORE	RECORD	GM	DATE	OPPONENT	RESULT	SCORE	RECORD
LEADERSHIP	1	10/07	NY RANGERS	W	5-2	1-0-0	44	01/06	@ Detroit	L	1-3	14-22-8
	2	10/08	@ Toronto	L	3-6	1-1-0	45	01/07	NY RANGERS	W	3-1	15-22-8
	3	10/09	TORONTO	L	1-3	1-2-0	46	01/20	BOSTON	W	3-1	16-22-8
	4	10/04	DETROIT	L	0-2	1-3-0	47	01/23	NY RANGERS	W	2-1	17-22-8
PLAYERS	5	10/05	@ Detroit	L	1-2	1-4-0	48	01/24	MONTREAL	L	2-3	17-23-8
	6	10/08	BOSTON	T	2-2	1-4-1	49	01/27	@ Toronto	L	1-2	17-24-8
	7	10/22	@ Montreal	L	1-4	1-5-1	50	01/30	@ Montreal	T	2-2	17-24-9
	8	10/25	@ NY Rangers	L	1-3	1-6-1	51	01/31	TORONTO	T	3-3	17-24-10
2013-14	9	10/27	MONTREAL	L	1-2	1-7-1	52	02/04	@ Boston	W	7-2	18-24-10
	10	11/01	@ Detroit	L	1-2	1-8-1	53	02/06	@ NY Rangers	W	5-1	19-24-10
	11	11/03	BOSTON	L	3-6	1-9-1	54	02/07	@ Detroit	L	0-5	19-25-10
	12	11/07	@ Montreal	T	2-2	1-9-2	55	02/10	NY RANGERS	W	5-1	20-25-10
OPPONENTS	13	11/08	@ Boston	L	3-5	1-10-2	56	02/14	MONTREAL	W	2-0	21-25-10
	14	11/10	TORONTO	L	1-3	1-11-2	57	02/17	@ NY Rangers	W	5-1	22-25-10
	15	11/14	@ Toronto	T	3-3	1-11-3	58	02/20	@ Toronto	L	1-3	22-26-10
	16	11/15	DETROIT	W	5-3	2-11-3	59	02/21	TORONTO	W	7-5	23-26-10
TRADITION	17	11/16	@ Detroit	L	2-3	2-12-3	60	02/27	BOSTON	L	1-3	23-27-10
	18	11/18	NY RANGERS	W	5-3	3-12-3	61	02/28	DETROIT	W	5-2	24-27-10
	19	11/22	MONTREAL	L	1-3	3-13-3	62	03/05	@ Boston	W	2-0	25-27-10
	20	11/26	TORONTO	L	3-4	3-14-3	63	03/05	NY RANGERS	W	5-0	26-27-10
RECORDS	21	11/28	NY RANGERS	W	6-2	4-14-3	64	03/06	MONTREAL	W	4-2	27-27-10
	22	11/29	@ NY Rangers	T	2-2	4-14-4	65	03/09	@ NY Rangers	T	1-1	27-27-11
	23	12/02	BOSTON	T	2-2	4-14-5	66	03/12	@ Montreal	L	0-5	27-28-11
	24	12/05	@ Montreal	T	2-2	4-14-6	67	03/13	DETROIT	T	1-1	27-28-12
PLAYERS	25	12/06	@ Boston	W	6-3	5-14-6	68	03/15	@ Detroit	W	3-2	28-28-12
	26	12/09	DETROIT	L	0-2	5-15-6	69	03/19	@ Toronto	L	0-1	28-29-12
	27	12/12	@ Toronto	W	4-2	6-15-6	70	03/20	@ Boston	T	5-5	28-29-13
	28	12/13	MONTREAL	T	4-4	6-15-7						
HISTORY	29	12/16	BOSTON	W	4-0	7-15-7						
	30	12/17	@ Detroit	L	2-3	7-16-7						
	31	12/20	TORONTO	W	7-4	8-16-7						
	32	12/23	@ NY Rangers	W	3-0	9-16-7						
MINORS	33	12/25	@ Boston	L	1-5	9-17-7						
	34	12/26	@ Montreal	L	2-9	9-18-7						
	35	12/27	BOSTON	W	6-1	10-18-7						
	36	01/01	DETROIT	T	4-4	10-18-8						
NHL	37	01/02	@ Toronto	W	4-2	11-18-8						
	38	01/05	TORONTO	L	0-4	11-19-8						
	39	01/06	@ NY Rangers	W	2-1	12-19-8						
	40	01/07	@ Boston	L	1-5	12-20-8						
MEDIA	41	01/09	@ Montreal	L	1-2	12-21-8						
	42	01/10	MONTREAL	W	3-0	13-21-8						
	43	01/13	DETROIT	W	5-2	14-21-8						



PLAYER	GP	G	A	PTS	PIM	PLAYER	GP	G	A	PTS	PIM
HULL, BOBBY	70	39	42	81	68	HALL, GLENN	70	0	1	1	2
HAY, BILL	70	18	37	55	31	BARKLEY, DOUG	3	0	0	0	2
PILOTE, PIERRE	70	7	38	45	100						
SLOAN, TOD	70	20	20	40	54						
MURPHY, RON	63	15	21	36	18						
NESTEBENKO, ERIC	61	13	23	36	71						
BALEFOUR, MURRAY	61	18	12	30	55						
VASKO, ELMER	69	3	27	30	110						
LITZENBERGER, ED	52	12	18	30	15						
MIKITA, STAN	67	8	18	26	119						
LINDSAY, TED	68	7	19	26	91						
WHARRAM, KEN	59	14	11	25	16						
ST. LAURENT, DOLLARD	68	4	13	17	60						
MALONEY, PHIL	21	6	4	10	0						
BALEFOUR, EARL	70	3	5	8	16						
SKOV, GLEN	69	3	4	7	16						
ARBOUR, AL	57	1	5	6	66						
EVANS, JACK	68	0	4	4	60						

GOALIES	GP	W	L	T	MIN	GA	SO	AVG
HALL, GLENN	70	28	29	13	4,200	180	6	2.57

1960-61 CHICAGO BLACKHAWKS

29-24-17, 75 POINTS, 3RD NHL

GM	DATE	OPPONENT	RESULT	SCORE	RECORD	GM	DATE	OPPONENT	RESULT	SCORE	RECORD
1	10/05	DETROIT	T	1-1	0-0-1	44	01/08	MONTREAL	L	0-4	18-17-9
2	10/06	@ DETROIT	W	4-2	1-0-1	45	01/21	NY RANGERS	W	5-3	19-17-9
3	10/09	NY RANGERS	W	3-2	2-0-1	46	01/22	BOSTON	W	8-3	20-17-9
4	10/12	TORONTO	W	3-0	3-0-1	47	01/26	@ DETROIT	T	2-2	20-17-10
5	10/16	BOSTON	W	5-2	4-0-1	48	01/28	@ TORONTO	L	1-2	20-18-10
6	10/19	@ NY RANGERS	L	0-2	4-1-1	49	01/29	MONTREAL	T	1-1	20-18-11
7	10/22	@ MONTREAL	W	4-2	5-1-1	50	02/01	@ NY RANGERS	L	1-3	20-19-11
8	10/23	@ BOSTON	T	2-2	5-1-2	51	02/02	@ BOSTON	T	2-2	20-19-12
9	10/25	MONTREAL	W	8-4	6-1-2	52	02/04	@ MONTREAL	W	4-1	21-19-12
10	10/29	@ TORONTO	L	4-8	6-2-2	53	02/05	TORONTO	T	1-1	21-19-13
11	10/30	@ DETROIT	L	1-2	6-3-2	54	02/08	DETROIT	W	5-2	22-19-13
12	11/02	NY RANGERS	T	4-4	6-3-3	55	02/12	MONTREAL	W	3-1	23-19-13
13	11/05	@ MONTREAL	T	4-4	6-3-4	56	02/15	NY RANGERS	W	5-2	24-19-13
14	11/06	@ BOSTON	L	0-4	6-4-4	57	02/18	@ TORONTO	L	2-5	24-20-13
15	11/09	TORONTO	W	2-0	7-4-4	58	02/19	BOSTON	T	2-2	24-20-14
16	11/12	@ TORONTO	L	1-7	7-5-4	59	02/22	@ NY RANGERS	L	2-4	24-21-14
17	11/13	DETROIT	W	7-1	8-5-4	60	02/25	@ MONTREAL	T	1-1	24-21-15
18	11/15	@ DETROIT	L	2-3	8-6-4	61	02/26	BOSTON	W	7-2	25-21-15
19	11/17	BOSTON	W	4-2	9-6-4	62	02/28	@ DETROIT	L	1-3	25-22-15
20	11/20	MONTREAL	T	1-1	9-6-5	63	03/02	NY RANGERS	W	7-1	26-22-15
21	11/24	TORONTO	W	2-1	10-6-5	64	03/05	TORONTO	W	3-1	27-22-15
22	11/26	@ MONTREAL	L	3-4	10-7-5	65	03/08	@ NY RANGERS	W	4-3	28-22-15
23	11/27	@ NY RANGERS	T	3-3	10-7-6	66	03/11	@ TORONTO	T	2-2	28-22-16
24	11/30	BOSTON	T	2-2	10-7-7	67	03/12	MONTREAL	L	2-6	28-23-16
25	12/04	MONTREAL	L	5-7	10-8-7	68	03/15	DETROIT	T	2-2	28-23-17
26	12/08	@ BOSTON	L	1-5	10-9-7	69	03/18	@ MONTREAL	W	4-1	29-23-17
27	12/10	@ TORONTO	L	2-5	10-10-7	70	03/19	@ BOSTON	L	3-4	29-24-17
28	12/11	TORONTO	L	1-6	10-11-7						
29	12/14	NY RANGERS	W	4-0	11-11-7						
30	12/18	DETROIT	L	2-3	11-12-7						
31	12/21	@ NY RANGERS	T	2-2	11-12-7						
32	12/22	@ BOSTON	L	2-4	11-13-8						
33	12/24	@ MONTREAL	L	1-3	11-14-8						
34	12/25	@ DETROIT	W	3-0	12-14-8						
35	12/28	BOSTON	W	4-3	13-14-8						
36	12/31	@ DETROIT	W	3-0	14-14-8						
37	01/01	DETROIT	W	3-0	15-14-8						
38	01/04	@ NY RANGERS	W	3-2	16-14-8						
39	01/05	@ BOSTON	W	4-3	17-14-8						
40	01/08	TORONTO	W	5-1	18-14-8						
41	01/11	DETROIT	T	2-2	18-14-9						
42	01/14	@ TORONTO	L	1-4	18-15-9						
43	01/15	NY RANGERS	L	1-3	18-16-9						



PLAYER	GP	G	A	PTS	PIM	PLAYER	GP	G	A	PTS	PIM
HAY, BILL	69	11	48	59	45	ARBOUR, AL	53	3	2	5	40
HULL, BOBBY	67	31	25	56	43	HALL, GLENN	70	0	1	1	0
MIKITA, STAN	66	19	34	53	100	HICKS, WAYNE	1	0	0	0	0
BALFOUR, MURRAY	70	21	27	48	123						
WHARRAM, KEN	64	16	29	45	12						
MURPHY, RON	70	21	19	40	30						
NESTERENKO, ERIC	68	19	19	38	125						
PILOTE, PIERRE	70	6	29	35	165						
SLOAN, TOD	67	11	25	34	48						
MCDONALD, AB	61	17	16	33	22						
LITZENBERGER, ED	62	10	22	32	14						
VASKO, ELMER	63	4	18	22	40						
ST. LAURENT, DOLLARD	67	2	17	19	58						
FLEMING, REG	66	4	4	8	145						
EVANS, JACK	69	0	8	8	58						
BALFOUR, EARL	68	3	3	6	4						

GOALIES	GP	W	L	T	MIN	GA	SO	AVG
HALL, GLENN	70	29	24	17	4,200	180	6	2.57

LEADERSHIP

PLAYERS

2013-14

OPPONENTS

TRADITION

RECORDS

PLAYOFFS

HISTORY

MINORS

NHL

MEDIA

1961-62 CHICAGO BLACKHAWKS

31-26-13, 75 POINTS, 3RD NHL

	GM	DATE	OPPONENT	RESULT	SCORE	RECORD	GM	DATE	OPPONENT	RESULT	SCORE	RECORD
LEADERSHIP	1	10/14	@ Detroit	T	3-3	0-0-1	44	01/21	NY RANGERS	W	3-1	15-16-15
	2	10/15	DETROIT	T	2-2	0-0-2	45	01/24	TORONTO	W	2-1	16-16-15
	3	10/17	BOSTON	W	5-3	1-0-2	46	01/27	@ Boston	L	3-5	16-17-15
	4	10/19	NY RANGERS	L	2-4	1-1-2	47	01/28	@ NY RANGERS	W	3-0	17-17-15
	5	10/21	@ Toronto	T	1-1	1-1-3	48	01/31	DETROIT	W	4-1	18-17-15
PLAYERS	6	10/22	MONTREAL	L	2-3	1-2-3	49	02/01	@ Detroit	W	7-4	19-17-15
	7	10/25	@ NY RANGERS	T	1-1	1-2-4	50	02/03	BOSTON	W	6-3	20-17-15
	8	10/26	@ Montreal	L	1-7	1-3-4	51	02/04	TORONTO	W	2-1	21-17-15
	9	10/29	@ Boston	T	2-2	1-3-5	52	02/08	@ Boston	W	6-2	22-17-15
	10	10/31	NY RANGERS	L	2-4	1-4-5	53	02/10	@ NY RANGERS	L	1-2	22-18-15
2013-14	11	11/04	@ Toronto	L	1-2	1-5-5	54	02/11	MONTREAL	L	3-4	22-19-15
	12	11/05	@ Boston	W	4-3	2-5-5	55	02/14	NY RANGERS	W	4-3	23-19-15
	13	11/07	TORONTO	W	6-0	3-5-5	56	02/17	@ Montreal	L	2-6	23-20-15
	14	11/11	@ Montreal	L	1-2	3-6-5	57	02/18	BOSTON	W	6-0	24-20-15
	15	11/12	@ NY RANGERS	L	1-4	3-7-5	58	02/21	DETROIT	W	6-4	25-20-15
OPPONENTS	16	11/15	DETROIT	W	2-0	4-7-5	59	02/24	@ Detroit	W	6-1	26-20-15
	17	11/19	MONTREAL	T	3-3	4-7-6	60	02/25	BOSTON	W	8-0	27-20-15
	18	11/25	TORONTO	L	2-5	4-8-6	61	02/28	@ Toronto	L	2-4	27-21-15
	19	11/26	DETROIT	W	4-1	5-8-6	62	03/01	@ Boston	W	5-4	28-21-15
	20	11/29	BOSTON	W	7-4	6-8-6	63	03/04	MONTREAL	W	5-2	29-21-15
TRADITION	21	12/02	@ Toronto	L	4-6	6-9-6	64	03/11	TORONTO	L	2-3	29-22-15
	22	12/03	MONTREAL	L	0-1	6-10-6	65	03/15	@ Montreal	L	5-6	29-23-15
	23	12/06	@ NY RANGERS	W	8-3	7-10-6	66	03/17	@ Toronto	W	3-1	30-23-15
	24	12/07	@ Boston	W	5-2	8-10-6	67	03/18	DETROIT	L	1-4	30-24-15
	25	12/09	@ Detroit	L	0-3	8-11-6	68	03/20	DETROIT	W	3-0	31-24-15
RECORDS	26	12/10	DETROIT	L	2-3	8-12-6	69	03/24	@ Montreal	L	3-5	31-25-15
	27	12/13	BOSTON	T	2-2	8-12-7	70	03/25	@ NY RANGERS	L	1-4	31-26-15
	28	12/17	NY RANGERS	W	3-1	9-12-7						
	29	12/21	@ Montreal	W	4-3	10-12-7						
	30	12/23	@ NY RANGERS	L	3-7	10-13-7						
PLAYERS	31	12/25	TORONTO	T	3-3	10-13-8						
	32	12/27	@ Toronto	T	0-0	10-13-9						
	33	12/28	@ Detroit	T	2-2	10-13-10						
	34	12/30	@ Montreal	T	4-4	10-13-11						
	35	01/01	MONTREAL	W	2-0	11-13-11						
HISTORY	36	01/05	NY RANGERS	W	2-1	12-13-11						
	37	01/04	@ Detroit	T	1-1	12-13-12						
	38	01/06	@ Toronto	L	3-6	12-14-12						
	39	01/07	BOSTON	L	0-2	12-15-12						
	40	01/11	@ Boston	W	6-0	13-15-12						
MINORS	41	01/13	NY RANGERS	W	4-2	14-15-12						
	42	01/14	TORONTO	T	2-2	14-15-13						
	43	01/17	MONTREAL	L	3-7	14-16-13						



PLAYER	GP	G	A	PTS	PIM	PLAYER	GP	G	A	PTS	PIM
HULL, BOBBY	70	50	34	84	35	HALL, MURRAY	2	0	0	0	0
MIKITA, STAN	70	25	52	77	97	HALL, GLENN	70	0	0	0	12
HAY, BILL	60	11	52	63	34						
HORNATH, BRONCO	68	17	29	46	21						
PILOTE, PIERRE	59	7	35	42	97						
MCDONALD, AB	65	22	18	40	8						
WHARRAM, KEN	62	14	23	37	24						
BALEFOUR, MURRAY	49	15	15	30	72						
NESTERENKO, ERIC	68	15	14	29	97						
MURPHY, RON	60	12	16	28	41						
VASKO, ELMER	64	2	22	24	87						
MELINKY, GERRY	63	5	16	21	6						
EVANS, JACK	70	3	14	17	80						
FLEMING, REG	70	7	9	16	71						
ST. LAURENT, DOLLARD	64	0	13	13	44						
TURNER, BOB	69	8	2	10	52						
NAHL, CHICO	16	4	6	10	2						
HILLMAN, WAYNE	19	0	2	2	14						

GOALIES	GP	W	L	T	MIN	GA	SO	AVG
HALL, GLENN	70	31	26	13	4,200	186	9	2.66

1962-63 CHICAGO BLACKHAWKS

32-21-17, 81 POINTS, 2ND NHL

GM	DATE	OPPONENT	RESULT	SCORE	RECORD	GM	DATE	OPPONENT	RESULT	SCORE	RECORD
1	10/10	TORONTO	L	1-3	0-1-0	44	01/19	@ Toronto	W	4-1	28-13-10
2	10/13	DETROIT	T	0-0	0-1-1	45	01/20	NY RANGERS	W	6-2	22-13-10
3	10/14	@ Boston	T	2-2	0-1-2	46	01/23	@ NY Rangers	T	3-3	22-15-11
4	10/17	@ NY Rangers	W	5-1	1-1-2	47	01/26	@ Detroit	W	3-0	23-15-11
5	10/20	@ Toronto	L	1-3	1-2-2	48	01/27	MONTREAL	L	1-3	23-14-11
6	10/21	@ Detroit	L	1-3	1-3-2	49	01/31	@ Boston	W	9-2	24-14-11
7	10/23	MONTREAL	T	4-4	1-3-3	50	02/02	@ Montreal	T	3-3	24-14-12
8	10/27	@ Montreal	W	3-2	2-3-3	51	02/03	TORONTO	W	3-1	25-14-12
9	10/28	@ NY Rangers	W	5-3	3-3-3	52	02/06	DETROIT	T	3-3	25-14-13
10	10/30	NY RANGERS	W	5-3	4-3-3	53	02/09	@ NY Rangers	T	3-3	25-14-14
11	11/01	@ Boston	W	4-2	5-3-3	54	02/10	NY RANGERS	W	4-2	26-14-14
12	11/04	@ Detroit	L	1-3	5-4-3	55	02/16	@ Detroit	L	2-4	26-15-14
13	11/07	BOSTON	T	3-3	5-4-4	56	02/17	BOSTON	W	3-1	27-15-14
14	11/10	@ Montreal	W	3-1	6-4-4	57	02/21	@ Detroit	W	5-3	28-15-14
15	11/11	TORONTO	L	3-5	6-5-4	58	02/23	DETROIT	W	3-2	29-15-14
16	11/14	DETROIT	W	4-2	7-5-4	59	02/24	BOSTON	W	4-3	30-15-14
17	11/17	@ NY Rangers	W	4-3	8-5-4	60	02/27	@ Toronto	L	3-6	30-16-14
18	11/18	MONTREAL	T	1-1	8-5-5	61	02/28	NY RANGERS	L	1-6	30-17-14
19	11/22	TORONTO	W	1-0	9-5-5	62	03/03	MONTREAL	T	2-2	30-17-15
20	11/24	DETROIT	T	1-1	9-5-6	63	03/06	@ NY Rangers	L	2-5	30-18-15
21	11/25	@ Detroit	L	2-3	9-6-6	64	03/10	TORONTO	T	1-1	30-18-16
22	11/29	@ Boston	W	5-0	10-6-6	65	03/14	@ Boston	W	2-0	31-18-16
23	12/01	@ Montreal	L	1-2	10-7-6	66	03/16	@ Toronto	L	0-3	31-19-16
24	12/02	NY RANGERS	W	5-1	11-7-6	67	03/17	@ Detroit	L	2-4	31-20-16
25	12/05	BOSTON	W	5-4	12-7-6	68	03/19	DETROIT	L	1-5	31-21-16
26	12/08	@ Toronto	T	1-1	12-7-7	69	03/25	@ Montreal	T	4-4	31-21-17
27	12/09	MONTREAL	W	2-1	13-7-7	70	03/24	@ Boston	W	4-3	32-21-17
28	12/12	NY RANGERS	W	4-3	14-7-7						
29	12/15	@ Detroit	L	1-3	14-8-7						
30	12/16	TORONTO	L	2-6	14-9-7						
31	12/19	BOSTON	W	3-2	15-9-7						
32	12/22	@ Montreal	T	1-1	15-9-8						
33	12/23	@ NY Rangers	W	3-1	16-9-8						
34	12/25	MONTREAL	L	0-6	16-10-8						
35	12/29	@ Toronto	T	1-1	16-10-9						
36	12/30	BOSTON	W	4-2	17-10-9						
37	01/01	DETROIT	W	4-2	18-10-9						
38	01/06	TORONTO	L	1-5	18-11-9						
39	01/09	@ Toronto	W	3-1	19-11-9						
40	01/10	@ Boston	L	4-5	19-12-9						
41	01/12	NY RANGERS	W	3-1	20-12-9						
42	01/13	MONTREAL	T	2-2	20-12-10						
43	01/16	BOSTON	L	4-5	20-13-10						



PLAYER	GP	G	A	PTS	PIM	PLAYER	GP	G	A	PTS	PIM
MIKITA, STAN	65	31	45	76	69	HALL, GLENN	66	0	0	0	0
HULL, BOBBY	65	31	31	62	27	DEKORDY, DENIS	5	0	0	0	0
MCDONALD, AB	69	20	41	61	12						
HAY, BILL	64	12	33	45	36						
WHARRAM, KEN	55	20	18	38	17						
MURPHY, RON	68	18	16	34	28						
BALEFOUR, MURRAY	65	10	25	35	75						
LUNDE, LEN	60	6	22	28	30						
NESTERENKO, ERIC	67	12	15	27	103						
PILOTE, PIERRE	59	8	18	26	57						
MAKI, CHICO	65	7	17	24	35						
MACNEIL, AL	70	2	19	21	100						
FLEMING, REG	64	7	7	14	99						
VASKO, ELMER	64	4	9	13	70						
HILLMAN, WAYNE	67	3	5	8	74						
EVANS, JACK	68	0	8	8	46						
TURNER, BOB	70	3	3	6	20						
ERIKSSON, ATRY	3	0	0	0	8						

GOALIES	GP	W	L	T	MINS	GA	SO	AVG
HALL, GLENN	66	30	20	15	3,910	166	5	2.55
DEKORDY, DENIS	5	2	1	2	290	12	0	2.48

LEADERSHIP

PLAYERS

2013-14

OPPONENTS

TRADITION

RECORDS

PLAYOFFS

HISTORY

MINORS

NHL

MEDIA

1963-64 CHICAGO BLACKHAWKS

36-22-12, 84 POINTS, 2ND NHL

	GM	DATE	OPPONENT	RESULT	SCORE	RECORD	GM	DATE	OPPONENT	RESULT	SCORE	RECORD
LEADERSHIP	1	10/09	NY RANGERS	W	3-1	1-0-0	44	01/19	TORONTO	L	0-2	23-14-7
	2	10/10	@ Detroit	L	3-5	1-1-0	45	01/23	@ Boston	W	3-1	24-14-7
	3	10/13	TORONTO	W	4-2	2-1-0	46	01/25	@ Detroit	L	3-5	24-15-8
	4	10/16	BOSTON	W	5-2	3-1-0	47	01/26	MONTREAL	T	2-2	24-15-9
	5	10/20	MONTREAL	W	5-3	4-1-0	48	01/29	DETROIT	T	2-2	24-15-9
PLAYERS	6	10/24	@ Detroit	T	2-2	4-1-1	49	02/01	@ NY Rangers	T	2-2	24-15-10
	7	10/26	@ Montreal	T	1-1	4-1-2	50	02/02	@ Boston	W	5-2	25-15-10
	8	10/27	@ NY Rangers	W	4-1	5-1-2	51	02/05	DETROIT	W	4-2	26-15-10
	9	10/29	DETROIT	W	5-1	6-1-2	52	02/06	@ Detroit	L	0-4	26-16-10
	10	11/02	@ Toronto	W	2-0	7-1-2	53	02/08	@ Toronto	T	3-3	26-16-11
2013-14	11	11/05	NY RANGERS	W	3-2	8-1-2	54	02/09	TORONTO	W	2-1	27-16-11
	12	11/07	@ Montreal	T	2-2	8-1-3	55	02/12	NY RANGERS	W	5-2	28-16-11
	13	11/09	@ Toronto	T	3-3	8-1-4	56	02/15	@ Toronto	L	0-4	28-17-11
	14	11/10	@ Boston	L	2-4	8-2-4	57	02/16	BOSTON	W	5-3	29-17-11
	15	11/13	BOSTON	W	6-4	9-2-4	58	02/19	@ NY Rangers	W	7-2	30-17-11
OPPONENTS	16	11/16	@ Montreal	W	5-2	10-2-4	59	02/22	@ Montreal	L	1-3	30-18-11
	17	11/17	TORONTO	W	6-0	11-2-4	60	02/23	BOSTON	W	2-0	31-18-11
	18	11/20	DETROIT	W	5-2	12-2-4	61	02/27	DETROIT	W	4-2	32-18-11
	19	11/24	MONTREAL	W	7-3	13-2-4	62	02/29	@ Toronto	L	1-4	32-19-11
	20	11/28	TORONTO	W	2-0	14-2-4	63	03/01	MONTREAL	W	4-3	33-19-11
TRADITION	21	12/01	@ NY Rangers	W	3-2	15-2-4	64	03/04	@ NY Rangers	L	3-4	33-20-11
	22	12/03	NY RANGERS	T	3-3	15-2-5	65	03/05	@ Boston	T	4-4	33-20-12
	23	12/04	BOSTON	T	2-2	15-2-6	66	03/08	TORONTO	W	4-3	34-20-12
	24	12/07	@ Toronto	L	0-3	15-3-6	67	03/14	@ Montreal	L	3-4	34-21-12
	25	12/10	MONTREAL	W	3-0	16-3-6	68	03/15	@ Detroit	L	3-5	34-22-12
RECORDS	26	12/11	@ NY Rangers	W	6-2	17-3-6	69	03/17	NY RANGERS	W	4-0	35-22-12
	27	12/12	@ Boston	L	1-2	17-4-6	70	03/22	@ Boston	W	4-3	36-22-12
	28	12/14	@ Detroit	L	4-5	17-5-6						
	29	12/15	DETROIT	T	4-4	17-5-7						
	30	12/18	BOSTON	L	1-2	17-6-7						
PLAYERS	31	12/21	@ Montreal	L	2-3	17-7-7						
	32	12/22	@ Boston	W	4-1	18-7-7						
	33	12/25	MONTREAL	W	3-1	19-7-7						
	34	12/27	@ NY Rangers	L	2-4	19-8-7						
	35	12/29	TORONTO	W	2-0	20-8-7						
HISTORY	36	01/01	NY RANGERS	L	2-5	20-9-7						
	37	01/04	@ Toronto	L	0-3	20-10-7						
	38	01/05	BOSTON	W	5-3	21-10-7						
	39	01/09	@ Detroit	L	3-5	21-11-7						
	40	01/11	DETROIT	W	6-3	22-11-7						
PLAYERS	41	01/12	MONTREAL	L	1-2	22-12-7						
	42	01/16	@ Montreal	L	0-1	22-13-7						
	43	01/18	NY RANGERS	W	6-1	23-13-7						



PLAYER	GP	G	A	PTS	PIM	PLAYER	GP	G	A	PTS	PIM
MIKITA, STAN	70	39	50	89	146	HALL, GLENN	65	0	2	2	2
HULL, BOBBY	70	43	44	87	50	BHOSON, AULTRY	31	0	1	1	34
WHARRAM, KEN	70	39	32	71	18	DEKORVY, DENIS	6	0	0	0	0
HAY, BILL	70	25	33	56	30						
PILOTE, PIERRE	70	7	46	53	84						
MCDONALD, AL	70	14	32	46	19						
NESTERENKO, ERIC	70	7	19	26	93						
MACNEIL, AL	70	5	19	24	91						
MAKI, CHICO	68	8	14	22	70						
VASKO, ELMER	70	2	18	20	65						
MURPHY, RON	70	11	8	19	32						
MCKENZIE, JOHN	45	9	9	18	50						
BALEFOUR, MURRAY	41	2	10	12	36						
FLEMING, REG	61	3	6	9	140						
YOUNG, HOWIE	39	0	7	7	99						
ESPOSITO, PHIL	27	3	2	5	2						
HILLMAN, WAYNE	59	1	4	5	51						
HALL, MURRAY	25	2	0	2	4						

GOALIES	GP	W	L	T	MINS	GA	SO	AVG
HALL, GLENN	65	34	19	11	3,860	148	7	2.3
DEKORVY, DENIS	6	2	3	1	340	19	0	3.35

1964-65 CHICAGO BLACKHAWKS

34-28-8, 76 POINTS, 3RD NHL

GM	DATE	OPPONENT	RESULT	SCORE	RECORD	GM	DATE	OPPONENT	RESULT	SCORE	RECORD
1	10/14	BOSTON	W	3-0	1-0-0	44	01/27	@ Montreal	L	0-2	25-16-5
2	10/17	DETROIT	W	4-2	2-0-0	45	01/28	@ Boston	W	6-2	24-16-5
3	10/18	@ Detroit	L	2-3	2-1-0	46	01/30	@ Detroit	L	1-3	24-17-5
4	10/21	@ Montreal	T	5-5	2-1-1	47	01/31	MONTREAL	W	3-0	25-17-5
5	10/25	@ NY Rangers	W	5-2	3-1-1	48	02/03	@ NY Rangers	W	4-1	26-17-5
6	10/27	TORONTO	L	2-3	3-2-1	49	02/06	@ Toronto	W	6-3	27-17-5
7	10/31	@ Toronto	L	1-5	3-3-1	50	02/07	TORONTO	L	1-2	27-18-5
8	11/01	@ Boston	L	2-5	3-4-1	51	02/10	DETROIT	W	5-2	28-18-5
9	11/03	NY RANGERS	W	2-1	4-4-1	52	02/11	@ Detroit	L	3-5	28-19-5
10	11/07	@ Montreal	W	3-1	5-4-1	53	02/13	@ NY Rangers	W	3-0	29-19-5
11	11/08	@ Boston	L	2-3	5-5-1	54	02/14	MONTREAL	T	2-2	29-19-6
12	11/11	MONTREAL	L	1-4	5-6-1	55	02/17	NY RANGERS	W	5-4	30-19-6
13	11/15	TORONTO	W	4-2	6-6-1	56	02/20	@ Toronto	L	3-4	30-20-6
14	11/18	DETROIT	W	3-1	7-6-1	57	02/21	DETROIT	W	7-0	31-20-6
15	11/21	@ Toronto	L	0-1	7-7-1	58	02/24	DETROIT	W	3-2	32-20-6
16	11/22	MONTREAL	W	6-2	8-7-1	59	02/27	@ Montreal	T	3-3	32-21-7
17	11/26	TORONTO	L	2-4	8-8-1	60	02/28	BOSTON	L	4-5	32-21-7
18	11/29	BOSTON	L	3-4	8-9-1	61	03/03	DETROIT	L	0-2	32-22-7
19	12/02	@ NY Rangers	T	3-3	8-9-2	62	03/06	@ Toronto	L	1-4	32-23-7
20	12/05	@ Montreal	L	3-5	8-10-2	63	03/07	MONTREAL	W	7-0	33-23-7
21	12/06	NY RANGERS	L	1-4	8-11-2	64	03/10	@ NY Rangers	T	1-1	33-24-8
22	12/09	@ NY Rangers	W	6-1	9-11-2	65	03/14	TORONTO	W	5-3	34-24-8
23	12/10	@ Boston	W	5-1	10-11-2	66	03/17	@ Boston	L	1-2	34-24-8
24	12/12	@ Detroit	W	3-2	11-11-2	67	03/20	@ Montreal	L	2-3	34-25-8
25	12/13	DETROIT	W	5-0	12-11-2	68	03/21	@ Detroit	L	1-5	34-26-8
26	12/16	BOSTON	W	7-5	13-11-2	69	03/25	NY RANGERS	L	2-3	34-27-8
27	12/19	@ Montreal	W	6-3	14-11-2	70	03/28	@ Boston	L	1-3	34-28-8
28	12/20	@ Boston	W	3-2	15-11-2						
29	12/25	TORONTO	T	3-3	15-11-3						
30	12/26	@ Toronto	W	5-3	16-11-3						
31	12/27	BOSTON	W	6-2	17-11-3						
32	12/29	@ NY Rangers	W	4-2	18-11-3						
33	12/31	@ Detroit	T	1-1	18-11-4						
34	01/01	NY RANGERS	W	2-1	19-11-4						
35	01/03	MONTREAL	L	1-2	19-12-4						
36	01/06	TORONTO	L	1-3	19-13-4						
37	01/09	@ Detroit	W	7-4	20-13-4						
38	01/10	DETROIT	W	3-2	21-13-4						
39	01/13	@ Toronto	T	0-0	21-13-5						
40	01/16	NY RANGERS	L	3-6	21-14-5						
41	01/17	MONTREAL	L	2-4	21-15-5						
42	01/20	BOSTON	W	7-1	22-15-5						
43	01/24	NY RANGERS	W	7-2	23-15-5						



PLAYER	GP	G	A	PTS	PIM	PLAYER	GP	G	A	PTS	PIM
MIKITA, STAN	70	28	59	87	154	BRENNEMAN, JOHN	17	1	0	1	2
HULL, BOBBY	61	39	32	71	32	HILLMAN, WAYNE	19	0	1	1	8
PILOTE, PIERRE	68	14	45	59	162	DEKORDY, DENIS	30	0	1	1	0
ESPOSITO, PHIL	70	25	32	55	44	HODGE, KEN	1	0	0	0	2
WHARRAM, KEN	68	24	20	44	27	MICKEY, LARRY	1	0	0	0	0
MAKI, CHICO	65	16	24	40	58	HALL, GLENN	41	0	0	0	2
HAY, BILL	69	11	26	37	36						
MOHNS, DOUG	49	13	20	33	84						
NESTERENKO, ERIC	56	14	16	30	63						
RAVLUGH, MATT	61	3	16	19	80						
MCKENZIE, JOHN	51	8	10	18	46						
STANFIELD, FRED	58	7	10	17	14						
JARRETT, DOUG	46	2	15	17	34						
HULL, DENNIS	55	10	4	14	18						
ROBINSON, DOUG	40	2	9	11	8						
VASKO, ELMER	69	1	10	11	56						
MACNEIL, AL	69	3	7	10	109						
HENRY, CAMILLE	22	5	3	8	2						

GOALIES	GP	W	L	T	MIN	GA	SO	AVG
HALL, GLENN	41	18	17	5	2,440	99	4	2.57
DEKORDY, DENIS	30	16	11	3	1,760	74	3	2.52

LEADERSHIP

PLAYERS

2013-14

OPPONENTS

TRADITION

RECORDS

PLAYOFFS

HISTORY

MINORS

NHL

MEDIA

1965-66 CHICAGO BLACKHAWKS

37-25-8, 82 POINTS, 2ND NHL

	GM	DATE	OPPONENT	RESULT	SCORE	RECORD	GM	DATE	OPPONENT	RESULT	SCORE	RECORD
LEADERSHIP	1	10/23	@ Toronto	W	4-0	1-0-0	44	01/30	@ Detroit	W	5-1	25-15-6
	2	10/24	@ Boston	W	6-2	2-0-0	45	02/02	NY RANGERS	W	4-3	24-15-6
	3	10/28	@ Detroit	W	5-1	3-0-0	46	02/05	@ Toronto	L	2-5	24-16-6
	4	10/30	@ Montreal	W	6-4	4-0-0	47	02/06	TORONTO	W	3-2	25-16-6
PLAYERS	5	11/03	BOSTON	T	2-2	4-0-1	48	02/09	DETROIT	W	2-1	26-16-6
	6	11/07	TORONTO	W	9-0	5-0-1	49	02/12	MONTREAL	T	2-2	26-16-7
	7	11/10	DETROIT	W	5-2	6-0-1	50	02/13	NY RANGERS	W	6-1	27-16-7
	8	11/15	MONTREAL	L	2-5	6-1-1	51	02/16	@ NY Rangers	W	5-2	28-16-7
2013-14	9	11/14	NY RANGERS	L	2-4	6-2-1	52	02/19	@ Montreal	L	2-5	28-17-7
	10	11/17	@ NY Rangers	W	5-3	7-2-1	53	02/20	BOSTON	W	5-1	29-17-7
	11	11/20	@ Toronto	L	1-3	7-3-1	54	02/23	TORONTO	L	2-3	29-18-7
	12	11/21	TORONTO	L	3-7	7-4-1	55	02/26	@ Detroit	W	4-1	30-18-7
OPPONENTS	13	11/25	@ Detroit	W	3-2	8-4-1	56	02/27	BOSTON	W	7-1	31-18-7
	14	11/25	DETROIT	W	3-1	9-4-1	57	03/02	DETROIT	W	5-4	32-18-7
	15	11/27	@ NY Rangers	W	1-0	10-4-1	58	03/05	@ Toronto	L	0-5	32-19-7
	16	11/28	MONTREAL	L	1-2	10-5-1	59	03/06	MONTREAL	L	0-1	32-20-7
TRADITION	17	12/01	BOSTON	W	4-2	11-5-1	60	03/09	@ NY Rangers	L	0-1	32-21-7
	18	12/04	@ Boston	W	10-1	12-5-1	61	03/12	NY RANGERS	W	4-2	33-21-7
	19	12/05	@ NY Rangers	W	6-2	13-5-1	62	03/13	TORONTO	W	5-1	34-21-7
	20	12/08	NY RANGERS	T	2-2	13-5-2	63	03/16	DETROIT	W	4-1	35-21-7
RECORDS	21	12/11	@ Montreal	L	1-2	13-6-2	64	03/19	@ Toronto	L	2-4	35-22-7
	22	12/12	MONTREAL	L	3-5	13-7-2	65	03/20	MONTREAL	W	4-2	36-22-7
	23	12/15	BOSTON	W	8-4	14-7-2	66	03/24	@ Boston	L	1-3	36-23-7
	24	12/18	@ Detroit	L	1-3	14-8-2	67	03/27	@ Detroit	T	1-1	36-23-8
PLAYERS	25	12/19	DETROIT	W	5-4	15-8-2	68	03/29	BOSTON	W	4-2	37-23-8
	26	12/22	NY RANGERS	W	4-3	16-8-2	69	04/02	@ Montreal	L	3-8	37-24-8
	27	12/25	@ Toronto	L	3-5	16-9-2	70	04/03	@ Boston	L	2-4	37-25-8
	28	12/26	TORONTO	T	1-1	16-9-3						
HISTORY	29	12/29	@ NY Rangers	W	3-0	17-9-3						
	30	12/31	@ Detroit	W	4-1	18-9-3						
	31	01/02	BOSTON	W	3-1	19-9-3						
	32	01/05	@ Montreal	W	4-2	20-9-3						
PLAYERS	33	01/08	@ NY Rangers	L	4-6	20-10-3						
	34	01/09	TORONTO	W	5-3	21-10-3						
	35	01/13	@ Boston	T	1-1	21-10-4						
	36	01/15	@ Montreal	L	4-6	21-11-4						
HISTORY	37	01/16	NY RANGERS	L	5-6	21-12-4						
	38	01/20	@ Boston	L	3-4	21-13-4						
	39	01/22	@ Toronto	L	0-4	21-14-4						
	40	01/23	MONTREAL	T	3-3	21-14-5						
PLAYERS	41	01/26	@ Montreal	W	4-2	22-14-5						
	42	01/27	@ Boston	L	3-5	22-15-5						
	43	01/29	DETROIT	T	4-4	22-15-6						



PLAYER	GP	G	A	PTS	PIM	PLAYER	GP	G	A	PTS	PIM
HULL, BOBBY	65	54	45	97	70	MISZUK, JOHN	2	1	1	2	2
MIKITA, STAN	68	30	48	78	58	HALL, GLENN	63	0	2	2	14
ESPOSITO, PHIL	69	27	26	53	49	DRYDEN, DAVE	11	0	1	1	0
HAY, BILL	68	20	31	51	20	MACNEIL, AL	51	0	1	1	34
MOHNS, DOUG	70	22	27	49	63	STRATTON, AIRT	2	0	0	0	0
MAKI, CHICO	68	17	31	48	41	RICHARDSON, DAVE	3	0	0	0	2
WHARRAM, KEN	69	26	17	43	28						
NESTERENKO, ERIC	67	15	25	40	58						
PILOTE, PIERRE	51	2	34	36	60						
STARPLETON, PAT	55	4	30	34	52						
HODGE, KEN	63	6	17	23	47						
JARRETT, DOUG	66	4	12	16	71						
RAVLUGH, MATT	62	0	16	16	78						
ANGOTTI, LOU	30	4	10	14	12						
LUNDE, LEN	24	4	7	11	4						
YASKO, ELMER	56	1	7	8	44						
HULL, DENNIS	25	1	5	6	6						
STANFELD, FRED	39	2	2	4	2						

GOALIES	GP	W	L	T	MIN	GA	SO	AVG
HALL, GLENN	63	34	21	7	3747	164	4	2.61
DRYDEN, DAVE	11	3	4	1	418	23	0	3.10

1966-67 CHICAGO BLACKHAWKS

41-17-12, 94 POINTS, 1ST NHL

GM	DATE	OPPONENT	RESULT	SCORE	RECORD	GM	DATE	OPPONENT	RESULT	SCORE	RECORD
1	10/19	@ NY Rangers	W	6-3	1-0-0	44	02/01	BOSTON	W	6-1	27-11-6
2	10/22	@ Detroit	W	7-4	2-0-0	45	02/04	@ Montreal	T	3-3	27-11-7
3	10/23	DETROIT	W	4-1	3-0-0	46	02/05	@ Boston	W	5-0	28-11-7
4	10/26	@ Montreal	W	5-3	4-0-0	47	02/08	MONTREAL	W	5-0	29-11-7
5	10/01	BOSTON	L	2-3	4-1-0	48	02/11	@ Toronto	T	4-4	29-11-8
6	10/06	@ Boston	W	4-2	5-1-0	49	02/12	DETROIT	W	3-2	30-11-8
7	10/08	NY RANGERS	W	3-1	6-1-0	50	02/16	@ Detroit	W	5-1	31-11-8
8	10/10	@ Detroit	L	0-3	6-2-0	51	02/18	@ NY Rangers	L	1-4	31-12-8
9	10/13	TORONTO	W	6-1	7-2-0	52	02/19	NY RANGERS	L	2-3	31-12-9
10	10/16	@ NY Rangers	T	2-2	7-2-1	53	02/25	BOSTON	W	6-3	32-12-9
11	10/19	DETROIT	W	7-2	8-2-1	54	02/26	MONTREAL	T	2-2	32-12-9
12	10/20	TORONTO	T	2-2	8-2-2	55	03/01	NY RANGERS	W	6-1	33-12-9
13	10/23	@ Toronto	L	3-6	8-3-2	56	03/02	@ Boston	W	5-2	34-12-9
14	10/24	MONTREAL	W	5-0	9-3-2	57	03/04	@ Toronto	L	0-3	34-14-9
15	10/26	@ NY Rangers	L	1-4	9-4-2	58	03/05	TORONTO	W	5-2	35-14-9
16	10/27	@ Boston	W	5-4	10-4-2	59	03/08	BOSTON	W	3-1	36-14-9
17	10/30	NY RANGERS	L	0-5	10-5-2	60	03/11	@ Montreal	T	3-3	36-14-10
18	12/05	@ Montreal	L	1-3	10-6-2	61	03/12	TORONTO	W	5-0	37-14-10
19	12/04	DETROIT	W	4-1	11-6-2	62	03/15	@ NY Rangers	W	3-1	38-14-10
20	12/08	@ Boston	W	10-2	12-6-2	63	03/18	@ Toronto	L	5-9	38-15-10
21	12/10	@ Toronto	L	3-5	12-7-2	64	03/19	MONTREAL	T	4-4	38-15-11
22	12/11	BOSTON	T	2-2	12-7-3	65	03/22	NY RANGERS	T	3-3	38-15-12
23	12/14	MONTREAL	W	2-1	13-7-3	66	03/26	@ Detroit	L	2-4	38-16-12
24	12/17	@ Montreal	T	4-4	13-7-4	67	03/28	DETROIT	W	7-2	39-16-12
25	12/18	TORONTO	W	3-1	14-7-4	68	03/30	@ Boston	W	3-1	40-16-12
26	12/28	DETROIT	W	6-4	15-7-4	69	04/01	@ Montreal	L	4-5	40-17-12
27	12/25	NY RANGERS	L	0-1	15-8-4	70	04/02	@ NY Rangers	W	8-0	41-17-12
28	12/27	@ NY Rangers	W	3-2	16-8-4						
29	12/28	@ Toronto	W	5-1	17-8-4						
30	01/01	BOSTON	W	3-2	18-8-4						
31	01/04	MONTREAL	T	2-2	18-8-5						
32	01/05	@ Detroit	L	4-6	18-9-5						
33	01/08	BOSTON	L	1-3	18-10-5						
34	01/11	DETROIT	W	6-1	19-10-5						
35	01/12	@ Detroit	L	1-4	19-11-5						
36	01/14	NY RANGERS	W	5-3	20-11-5						
37	01/15	TORONTO	W	4-0	21-11-5						
38	01/19	@ Boston	W	4-2	22-11-5						
39	01/21	@ Montreal	T	3-3	22-11-6						
40	01/22	MONTREAL	W	4-1	23-11-6						
41	01/26	@ Detroit	W	4-3	24-11-6						
42	01/28	@ Toronto	W	5-2	25-11-6						
43	01/29	TORONTO	W	5-1	26-11-6						



PLAYER	GP	G	A	PTS	PIM	PLAYER	GP	G	A	PTS	PIM
MINITZ, STAN	70	35	62	97	12	STANFIELD, FRED	10	1	0	1	0
HULL, BOBBY	66	52	28	80	52	MISZUK, JOHN	3	0	0	0	0
WHARRAM, KEN	70	31	34	65	21	DEJORDY, DENIS	44	0	0	0	0
ESPOSITO, PHIL	69	21	40	61	40	HALL, GLENN	32	0	0	0	10
MOHNS, DOUG	61	25	35	60	58						
PILOTE, PIERRE	70	6	46	52	90						
HULL, DENNIS	70	25	17	42	33						
MAKI, CHICO	56	9	29	38	14						
NESTERENKO, ERIC	68	14	23	37	38						
HODGE, KEN	69	10	25	35	59						
STARPLETON, PAT	70	3	31	34	54						
JARRETT, DOUG	70	5	21	26	76						
HAY, BILL	36	7	13	20	12						
VAN IMPE, ED	61	8	11	19	111						
ANGOTTI, LOU	63	6	12	18	21						
BOYER, WALLY	42	5	6	11	15						
RAVULICH, MATT	62	0	3	3	39						
SMITH, WAYNE	2	1	1	2	2						

GOALIES	GP	W	L	T	MIN	GA	SO	AVG
DEJORDY, DENIS	44	22	12	7	2,536	104	4	2.7
HALL, GLENN	32	19	5	5	1,664	66	2	2.38

LEADERSHIP

PLAYERS

2013-14

OPPONENTS

TRADITION

RECORDS

PLAYOFFS

HISTORY

MINORS

NHL

MEDIA

1967-68 CHICAGO BLACKHAWKS

32-26-16, 80 POINTS, 4TH EAST DIVISION

	GM	DATE	OPPONENT	RESULT	SCORE	RECORD	GM	DATE	OPPONENT	RESULT	SCORE	RECORD
LEADERSHIP	1	10/11	NY RANGERS	L	3-6	0-1-0	44	01/20	@ Montreal	L	1-3	20-12-12
	2	10/14	@ Toronto	L	1-5	0-2-0	45	01/21	@ Boston	L	0-6	20-13-12
	3	10/15	TORONTO	L	3-5	0-3-0	46	01/24	DETROIT	L	2-4	20-14-12
	4	10/18	BOSTON	L	1-7	0-4-0	47	01/27	@ Toronto	W	4-1	21-14-12
PLAYERS	5	10/21	@ Pittsburgh	L	2-4	0-5-0	48	01/28	TORONTO	L	1-3	21-15-12
	6	10/22	LOS ANGELES	L	3-5	0-6-0	49	01/31	@ NY Rangers	W	3-2	22-15-12
	7	10/25	@ NY Rangers	T	2-2	0-6-1	50	02/01	@ Boston	T	4-4	22-16-13
	8	10/28	@ Minnesota	W	4-2	1-6-1	51	02/03	@ Philadelphia	L	3-5	22-16-13
2013-14	9	10/29	@ Detroit	L	1-5	1-7-1	52	02/04	LOS ANGELES	W	5-3	23-16-13
	10	11/02	@ Los Angeles	W	3-1	2-7-1	53	02/07	TORONTO	W	3-2	24-16-13
	11	11/05	@ Oakland	T	2-2	2-7-2	54	02/10	@ Montreal	L	4-6	24-17-13
	12	11/08	MONTREAL	W	3-2	3-7-2	55	02/11	MONTREAL	L	0-6	24-18-13
OPPONENTS	13	11/11	@ Montreal	T	3-3	3-7-3	56	02/14	BOSTON	W	3-1	25-18-13
	14	11/12	ST. LOUIS	W	5-2	4-7-3	57	02/17	@ Detroit	W	7-4	26-18-13
	15	11/15	@ St. Louis	W	4-1	5-7-3	58	02/18	DETROIT	W	7-1	27-18-13
	16	11/18	@ Toronto	T	2-2	5-7-4	59	02/21	@ Oakland	W	1-0	28-18-13
TRADITION	17	11/19	DETROIT	T	2-2	5-7-5	60	02/24	@ Los Angeles	T	3-3	28-19-14
	18	11/22	@ NY Rangers	W	1-1	6-7-5	61	02/28	@ Toronto	W	1-0	29-19-14
	19	11/23	MONTREAL	L	0-7	6-8-5	62	03/02	@ St. Louis	T	3-3	29-20-15
	20	11/25	@ Minnesota	W	4-1	7-8-5	63	03/03	@ NY Rangers	L	0-4	29-21-15
RECORDS	21	11/26	MINNESOTA	W	2-1	8-8-5	64	03/06	BOSTON	L	3-5	29-22-15
	22	11/29	PHILADELPHIA	W	3-1	9-8-5	65	03/09	@ Montreal	L	0-5	29-23-15
	23	12/02	@ Boston	T	4-4	9-8-6	66	03/10	TORONTO	W	4-0	30-23-15
	24	12/03	MINNESOTA	L	3-4	9-9-6	67	03/13	PITTSBURGH	W	4-3	31-23-15
PLAYERS	25	12/06	PITTSBURGH	W	7-2	10-9-6	68	03/17	OAKLAND	W	4-1	32-23-15
	26	12/09	@ Montreal	T	2-2	10-9-7	69	03/20	NY RANGERS	L	3-5	32-24-15
	27	12/10	@ Philadelphia	W	3-0	10-9-7	70	03/21	@ Boston	L	0-8	32-25-15
	28	12/13	NY RANGERS	W	5-2	12-9-7	71	03/24	MONTREAL	L	2-7	32-26-15
HISTORY	29	12/14	@ Detroit	W	3-1	13-9-7	72	03/28	@ Detroit	L	1-3	32-27-15
	30	12/16	@ Pittsburgh	T	1-1	13-9-8	73	03/30	@ Toronto	L	0-3	32-28-15
	31	12/17	TORONTO	W	2-0	14-9-8	74	03/31	DETROIT	T	5-5	32-29-16
	32	12/20	BOSTON	W	6-3	15-9-8						
MINORS	33	12/23	PHILADELPHIA	W	3-2	16-9-8						
	34	12/25	MONTREAL	W	3-1	17-9-8						
	35	12/27	@ Boston	L	2-7	17-10-8						
	36	12/30	@ NY Rangers	T	3-3	17-10-9						
MEDIA	37	12/31	OAKLAND	W	3-0	18-10-9						
	38	01/06	DETROIT	W	6-2	19-10-9						
	39	01/07	BOSTON	W	4-2	20-10-9						
	40	01/10	NY RANGERS	T	3-3	20-10-10						
	41	01/13	@ Detroit	T	4-4	20-10-11						
	42	01/14	ST. LOUIS	T	2-2	20-10-12						
	43	01/17	NY RANGERS	L	2-4	20-10-12						



PLAYER	GP	G	A	PTS	PIM	PLAYER	GP	G	A	PTS	PIM
MIKITA, STAN	72	40	47	87	14	SHELTON, DOUG	5	0	1	1	2
HULL, BOBBY	71	44	31	75	39	POWIS, GEOFFREY	2	0	0	0	0
WHARRAM, KEN	74	27	42	69	18	DEJORDY, DENIS	50	0	0	0	0
MOHNS, DOUG	65	24	29	53	53	DRYDEN, DAVE	27	0	0	0	0
STARPLETON, PAT	67	4	34	38	34	NORRIS, JACK	7	0	0	0	0
PILOTE, PIERRE	74	1	36	37	69						
NESTERENKO, ERIC	71	11	25	36	37						
MARTIN, PIT	63	16	19	35	36						
HULL, DENNIS	74	18	15	33	34						
MAKI, CHICO	60	8	16	24	4						
JARRETT, DOUG	74	4	19	23	48						
MAROTTE, GILLES	73	0	21	21	122						
MAKI, WAYNE	49	5	5	10	32						
TERBENCKE, PAUL	68	3	7	10	8						
SCHMAUTZ, BOB	13	3	2	5	6						
ORBAN, BILL	39	3	2	5	17						
REID, TOM	56	0	4	4	25						
GOYER, GERRY	40	1	2	3	4						

GOALIES	GP	W	L	T	MIN	GA	SO	AVG
DEJORDY, DENIS	50	23	15	11	2,981	128	4	3.14
DRYDEN, DAVE	27	7	8	5	1,268	69	1	3.26
NORRIS, JACK	7	2	3	0	334	22	1	3.95

1968-69 CHICAGO BLACKHAWKS

34-33-9, 77 POINTS, 6TH EAST DIVISION

GM	DATE	OPPONENT	RESULT	SCORE	RECORD	GM	DATE	OPPONENT	RESULT	SCORE	RECORD
1	10/11	ST. LOUIS	W	4-3	1-0-0	47	01/26	LOS ANGELES	W	9-5	24-19-4
2	10/13	NY RANGERS	W	5-2	2-0-0	48	01/30	@ Philadelphia	W	12-0	25-19-4
3	10/16	MINNESOTA	W	10-4	3-0-0	49	02/01	@ Minnesota	T	5-5	25-19-5
4	10/19	@ Toronto	W	3-1	4-0-0	50	02/02	MONTREAL	L	4-6	25-20-5
5	10/20	OAKLAND	L	3-4	4-1-0	51	02/05	BOSTON	L	2-7	25-21-5
6	10/23	@ Pittsburgh	W	8-5	5-1-0	52	02/06	@ Detroit	L	1-6	25-22-5
7	10/27	@ Detroit	L	3-4	5-2-0	53	02/08	DETROIT	L	1-3	25-23-5
8	10/30	@ Los Angeles	W	4-2	6-2-0	54	02/09	TORONTO	L	3-5	25-24-5
9	11/01	@ Oakland	L	2-5	6-3-0	55	02/11	@ Boston	L	3-7	25-25-5
10	11/05	@ Boston	L	3-5	6-4-0	56	02/12	PHILADELPHIA	T	3-3	25-26-5
11	11/06	DETROIT	L	5-6	6-5-0	57	02/15	@ Philadelphia	W	3-0	26-26-5
12	11/10	NY RANGERS	L	2-4	6-6-0	58	02/16	BOSTON	W	5-1	27-26-5
13	11/13	PITTSBURGH	W	6-5	7-6-0	59	02/19	@ Oakland	L	2-5	27-26-6
14	11/14	@ Pittsburgh	W	6-4	8-6-0	60	02/20	@ Los Angeles	W	6-2	28-26-6
15	11/16	@ Toronto	L	1-3	8-7-0	61	02/22	@ Toronto	W	4-2	29-26-6
16	11/17	TORONTO	T	1-1	8-7-1	62	02/26	@ NY Rangers	L	3-5	29-27-6
17	11/20	@ Minnesota	W	2-0	9-7-1	63	02/27	@ Pittsburgh	L	3-4	29-28-6
18	11/23	@ St. Louis	L	0-1	9-8-1	64	03/02	@ Toronto	L	1-2	29-29-6
19	11/24	MINNESOTA	W	6-0	10-8-1	65	03/05	@ Minnesota	W	6-1	30-29-6
20	11/27	@ NY Rangers	W	4-2	11-8-1	66	03/05	NY RANGERS	T	4-4	30-29-7
21	11/28	PITTSBURGH	L	2-3	11-9-1	67	03/12	OAKLAND	L	1-4	30-30-7
22	12/01	MONTREAL	L	1-3	11-10-1	68	03/15	@ Montreal	L	1-3	30-31-7
23	12/04	@ St. Louis	T	3-3	11-10-2	69	03/16	PHILADELPHIA	W	6-2	31-31-7
24	12/07	@ Montreal	L	3-6	11-11-2	70	03/19	MONTREAL	L	2-5	31-32-7
25	12/08	BOSTON	W	7-4	12-11-2	71	03/20	@ Boston	T	5-5	31-32-8
26	12/11	ST. LOUIS	W	6-3	13-11-2	72	03/22	BOSTON	L	3-5	31-33-8
27	12/14	@ Boston	L	5-10	13-12-2	73	03/23	TORONTO	W	4-1	32-33-8
28	12/15	OAKLAND	W	7-4	14-12-2	74	03/26	NY RANGERS	W	6-4	33-33-8
29	12/18	@ NY Rangers	W	3-1	15-12-2	75	03/29	@ Detroit	T	1-1	33-33-9
30	12/19	@ Detroit	W	2-0	16-12-2	76	03/30	DETROIT	W	9-5	34-33-9
31	12/22	PITTSBURGH	W	3-1	17-12-2						
32	12/25	TORONTO	L	3-4	17-13-2						
33	12/28	@ Minnesota	W	5-2	18-13-2						
34	12/29	LOS ANGELES	W	4-1	19-13-2						
35	01/01	DETROIT	W	4-1	20-13-2						
36	01/02	@ Philadelphia	T	2-2	20-13-3						
37	01/04	@ Montreal	W	6-3	21-13-3						
38	01/05	MONTREAL	L	2-4	21-14-3						
39	01/08	ST. LOUIS	W	3-1	22-14-3						
40	01/11	@ St. Louis	L	1-6	22-15-3						
41	01/12	LOS ANGELES	W	4-2	23-15-3						
42	01/15	@ Oakland	L	3-4	23-16-3						
43	01/16	@ Los Angeles	L	2-3	23-17-3						
44	01/18	@ Montreal	L	1-3	23-18-3						
45	01/23	PHILADELPHIA	T	2-2	23-18-4						
46	01/25	@ NY Rangers	L	0-3	23-19-4						



PLAYER	GP	G	A	PTS	PIM	PLAYER	GP	G	A	PTS	PIM
HULL, BOBBY	74	58	49	107	48	LEBRANK, J.P.	6	1	2	3	0
MIKITA, STAN	74	30	67	97	52	REID, TOM	30	0	3	3	12
PAPPAN, JIM	75	30	40	70	49	SHMHR, PAUL	3	1	0	1	8
WHARRAM, KEN	76	30	39	69	19	MCKAY, RAY	9	0	1	1	12
HULL, DENNIS	72	30	34	64	25	DEKROY, DENIS	53	0	1	1	2
MARTIN, PIT	76	25	38	63	73	DRYDEN, DAVE	30	0	1	1	0
STAPLETON, PAT	75	6	50	56	44	MAKI, WAYNE	1	0	0	0	0
MOHNS, DOUG	65	22	19	41	47	WISTE, JIM	3	0	0	0	0
MAROTTE, GILLES	68	5	29	34	120	NORRIS, JACK	3	0	0	0	0
NESTERENKO, ERIC	72	15	17	32	29						
MAKI, CHICO	66	7	28	38	30						
SCHMAUTZ, BOBBY	63	9	7	16	37						
BOUDRAIS, ANDRE	20	4	10	14	4						
RAVLUGH, MATT	60	2	12	14	57						
JARRETT, DOUG	69	0	15	15	58						
ORBAN, BILL	45	4	6	10	33						
YOUNG, HOWIE	57	3	7	10	67						
MCMAHON, MIKE	20	0	8	8	6						

GOALIES	GP	W	L	T	MINS	GA	SO	AVG
DEKROY, DENIS	53	22	22	7	2,981	156	2	3.14
DRYDEN, DAVE	30	11	11	2	1,479	79	3	3.32
NORRIS, JACK	3	1	0	0	100	10	0	6.00

1969-70 CHICAGO BLACKHAWKS

45-22-9, 99 POINTS, 1ST EAST DIVISION

GM	DATE	OPPONENT	RESULT	SCORE	RECORD	GM	DATE	OPPONENT	RESULT	SCORE	RECORD
1	10/11	@ St. Louis	L	2-7	0-1-0	47	02/01	MINNESOTA	W	7-4	24-17-6
2	10/12	OAKLAND	L	1-2	0-2-0	48	02/04	BOSTON	W	8-4	25-17-6
3	10/15	DETROIT	L	1-4	0-3-0	49	02/07	PHILADELPHIA	T	4-4	25-17-7
4	10/18	@ Toronto	L	1-4	0-4-0	50	02/08	MONTREAL	L	2-3	25-18-7
5	10/19	MINNESOTA	L	1-4	0-5-0	51	02/11	PITTSBURGH	W	7-1	26-18-7
6	10/22	@ NY Rangers	T	1-1	0-5-1	52	02/14	@ Minnesota	W	5-2	27-18-7
7	10/25	@ Montreal	W	5-0	1-5-1	53	02/15	TORONTO	W	6-4	28-18-7
8	10/29	@ Oakland	L	1-3	1-6-1	54	02/18	@ St. Louis	L	2-5	28-19-7
9	11/01	@ Los Angeles	W	4-1	2-6-1	55	02/19	MINNESOTA	W	3-2	29-19-7
10	11/05	NY RANGERS	W	3-1	3-6-1	56	02/21	NY RANGERS	W	4-2	30-19-7
11	11/08	@ Pittsburgh	W	4-1	4-6-1	57	02/22	BOSTON	W	6-3	31-19-7
12	11/09	TORONTO	W	9-0	5-6-1	58	02/26	@ Philadelphia	W	3-2	32-19-7
13	11/15	OAKLAND	W	3-2	6-6-1	59	02/28	@ Boston	L	0-3	32-20-7
14	11/16	MONTREAL	W	1-0	7-6-1	60	03/01	@ NY Rangers	W	3-1	33-20-7
15	11/19	NY RANGERS	T	1-1	7-6-2	61	03/05	@ Los Angeles	W	3-1	34-20-7
16	11/21	BOSTON	T	2-2	7-6-3	62	03/06	@ Oakland	W	3-2	35-20-7
17	11/25	PITTSBURGH	W	3-2	8-6-3	63	03/08	@ Philadelphia	W	3-2	36-20-7
18	11/26	LOS ANGELES	W	6-0	9-6-3	64	03/11	BOSTON	T	0-0	36-21-8
19	11/29	@ Detroit	L	4-5	9-7-3	65	03/14	NY RANGERS	W	7-4	37-21-8
20	11/30	ST. LOUIS	W	3-1	10-7-3	66	03/15	LOS ANGELES	W	5-2	38-21-8
21	12/03	@ NY Rangers	T	3-3	10-7-4	67	03/18	@ Toronto	W	7-4	39-21-8
22	12/04	MONTREAL	L	0-1	10-8-4	68	03/19	@ Boston	L	1-3	39-22-8
23	12/06	@ Boston	L	1-6	10-9-4	69	03/21	@ Pittsburgh	W	5-3	40-22-8
24	12/07	DETROIT	W	5-1	11-9-4	70	03/22	ST. LOUIS	W	1-0	41-22-8
25	12/10	@ Minnesota	L	5-8	11-10-4	71	03/26	@ Detroit	W	1-0	42-22-8
26	12/13	@ Montreal	L	1-4	11-11-4	72	03/28	@ Toronto	T	1-1	42-23-9
27	12/14	PHILADELPHIA	W	4-1	12-11-4	73	03/29	TORONTO	W	4-0	43-23-9
28	12/17	@ Los Angeles	L	1-3	12-12-4	74	04/01	DETROIT	L	2-5	43-24-9
29	12/19	@ Oakland	W	4-0	13-12-4	75	04/04	@ Montreal	W	4-1	44-24-9
30	12/21	ST. LOUIS	W	4-0	14-12-4	76	04/05	MONTREAL	W	10-2	45-24-9
31	12/25	@ Minnesota	T	4-4	14-12-5						
32	12/27	@ Pittsburgh	W	3-0	15-12-5						
33	12/31	@ NY Rangers	L	1-2	15-13-5						
34	01/03	@ Toronto	L	2-6	15-14-5						
35	01/04	@ Detroit	L	0-4	15-15-5						
36	01/07	DETROIT	W	7-0	16-15-5						
37	01/10	@ St. Louis	W	6-2	17-15-5						
38	01/11	LOS ANGELES	W	3-1	18-15-5						
39	01/14	PITTSBURGH	W	5-0	19-15-5						
40	01/17	@ Boston	W	1-0	20-15-5						
41	01/18	OAKLAND	W	3-1	21-15-5						
42	01/22	@ Detroit	W	4-3	22-15-5						
43	01/24	@ Montreal	L	1-4	22-16-5						
44	01/25	TORONTO	L	2-3	22-17-5						
45	01/28	PHILADELPHIA	T	2-2	22-17-6						
46	01/31	@ Philadelphia	W	5-0	23-17-6						

1970-CHICAGO BLACKHAWKS



PLAYER	GP	G	A	PTS	PIM	PLAYER	GP	G	A	PTS	PIM
MIKITA, STAN	76	39	47	86	50	SHMYR, PAUL	24	0	4	4	26
HULL, BOBBY	61	38	29	67	8	UBRIACIO, GENE	21	1	1	2	2
MARTIN, PIT	73	30	33	63	61	CAMPBELL, BRYAN	14	1	1	2	2
PAPPIN, JIM	66	28	25	53	68	ESPOSITO, TONY	63	0	2	2	2
HULL, DENNIS	76	17	35	52	31	DESJARDINS, GERRY	4	0	1	1	0
STARPLETON, PAT	49	4	38	42	28	CAFFEY, TERRY	6	0	0	0	0
PINDER, GERRY	75	19	20	39	41	DEKORDY, DENIS	10	0	0	0	0
ANGOTTI, LOU	70	12	26	38	25						
KOROLL, CLIFF	73	18	19	37	44						
NESTERENKO, ERIC	67	16	18	34	26						
MAKL, CHICO	75	10	24	34	27						
MOHNS, DOUG	66	6	27	33	46						
JARRETT, DOUG	72	4	20	24	78						
MAGNUSON, KEITH	76	0	24	24	233						
MAROTTE, GALEL	51	5	13	18	52						
WISTE, JIM	26	0	8	8	8						
MEKARD, HOWIE	19	2	3	5	8						
WHITE, BILL	21	0	5	5	10						

GOALIES	GP	W	L	T	MIN	GA	SO	AVG
ESPOSITO, TONY	63	38	17	8	3,763	136	15	2.17
DESJARDINS, GERRY	4	4	0	0	240	8	0	2
DEKORDY, DENIS	10	3	5	1	557	25	0	2.69

1970-71 CHICAGO BLACKHAWKS

49-20-9, 107 POINTS, 1ST WEST DIVISION

GM	DATE	OPPONENT	RESULT	SCORE	RECORD	GM	DATE	OPPONENT	RESULT	SCORE	RECORD
1	10/11	CALIFORNIA	W	5-1	1-0-0	48	01/28	PITTSBURGH	W	4-1	32-10-6
2	10/14	VANCOUVER	W	8-2	2-0-0	49	01/30	@ Pittsburgh	L	1-3	32-11-6
3	10/15	@ Detroit	W	2-1	3-0-0	50	01/31	MONTREAL	W	4-1	33-11-6
4	10/17	@ Montreal	L	2-6	3-1-0	51	02/03	@ NY Rangers	W	4-2	34-11-6
5	10/18	ST. LOUIS	T	2-2	3-1-1	52	02/04	@ Philadelphia	L	2-6	34-12-6
6	10/22	@ Boston	T	3-3	3-1-2	53	02/06	@ Minnesota	W	6-2	35-12-6
7	10/24	@ Toronto	W	1-0	4-1-2	54	02/07	PITTSBURGH	W	1-0	36-12-6
8	10/25	@ Buffalo	W	4-0	5-1-2	55	02/10	TORONTO	L	2-3	36-13-6
9	10/28	@ Minnesota	L	1-2	5-2-2	56	02/13	@ Pittsburgh	L	4-5	36-14-6
10	10/31	@ Pittsburgh	W	5-2	6-2-2	57	02/14	VANCOUVER	W	3-1	37-14-6
11	11/01	@ NY Rangers	L	2-5	6-3-2	58	02/17	BUFFALO	W	5-1	38-14-6
12	11/04	DETROIT	W	4-2	7-3-2	59	02/20	@ Montreal	L	1-7	38-15-6
13	11/07	@ Philadelphia	T	1-1	7-3-3	60	02/21	LOS ANGELES	W	7-5	39-15-6
14	11/08	MINNESOTA	T	3-3	7-3-4	61	02/26	@ California	W	3-1	40-15-6
15	11/11	PHILADELPHIA	W	7-1	8-3-4	62	02/27	@ Los Angeles	W	4-1	41-15-6
16	11/14	NY RANGERS	W	2-1	9-3-4	63	03/05	@ St. Louis	W	5-1	42-15-6
17	11/15	VANCOUVER	W	4-2	10-3-4	64	03/05	@ Buffalo	T	2-2	42-15-7
18	11/21	@ St. Louis	T	3-3	10-3-5	65	03/06	@ Toronto	T	2-2	42-16-8
19	11/22	CALIFORNIA	W	9-0	11-3-5	66	03/10	NY RANGERS	L	2-4	42-16-8
20	11/25	MONTREAL	W	5-3	12-3-5	67	03/13	@ Montreal	W	4-1	43-16-8
21	11/26	@ Boston	L	2-3	12-4-5	68	03/14	ST. LOUIS	T	4-4	43-16-9
22	11/28	PHILADELPHIA	W	3-1	13-4-5	69	03/16	@ Vancouver	W	7-4	44-16-9
23	11/29	LOS ANGELES	W	5-3	14-4-5	70	03/18	@ Los Angeles	L	2-3	44-17-9
24	12/02	BOSTON	W	4-3	15-4-5	71	03/19	@ California	W	5-2	45-17-9
25	12/05	@ Minnesota	W	4-1	16-4-5	72	03/21	DETROIT	W	2-0	46-17-9
26	12/06	TORONTO	W	6-2	17-4-5	73	03/24	BOSTON	W	2-1	47-17-9
27	12/09	BUFFALO	W	6-1	18-4-5	74	03/27	PHILADELPHIA	W	3-1	48-17-9
28	12/12	@ Toronto	L	1-2	18-5-5	75	03/28	MONTREAL	L	1-2	48-18-9
29	12/13	MINNESOTA	W	5-2	19-5-5	76	03/31	@ NY Rangers	L	2-4	48-19-9
30	12/16	ST. LOUIS	W	8-3	20-5-5	77	04/03	@ Detroit	W	4-1	49-19-9
31	12/20	PITTSBURGH	W	2-1	21-5-5	78	04/04	TORONTO	L	2-3	49-20-9
32	12/22	@ California	L	2-5	21-6-5						
33	12/23	@ Los Angeles	W	6-4	22-6-5						
34	12/26	@ Vancouver	W	4-2	23-6-5						
35	12/31	@ Detroit	W	8-3	24-6-5						
36	01/02	@ Philadelphia	W	3-1	25-6-5						
37	01/03	@ Buffalo	W	5-3	26-6-5						
38	01/06	LOS ANGELES	L	2-4	26-7-5						
39	01/09	BOSTON	W	4-3	27-7-5						
40	01/10	MINNESOTA	L	2-3	27-8-5						
41	01/13	BUFFALO	W	4-2	28-8-5						
42	01/16	@ St. Louis	L	2-3	28-9-5						
43	01/17	NY RANGERS	W	4-3	29-9-5						
44	01/21	DETROIT	W	2-0	30-9-5						
45	01/23	@ Boston	L	2-6	30-10-5						
46	01/24	CALIFORNIA	W	5-3	31-10-5						
47	01/26	@ Vancouver	T	3-3	31-10-6						



PLAYER	GP	G	A	PTS	PIM	PLAYER	GP	G	A	PTS	PIM
HULL, BOBBY	78	44	52	96	32	O'SHEA, DANNY	18	4	7	11	10
MIKITA, STAN	74	24	48	72	85	MOHNS, DOUG	39	4	6	10	16
HULL, DENNIS	78	40	26	66	16	ROMANGHYCH, LARRY	10	0	2	2	2
MARTIN, PIT	62	22	33	55	40	ROLEY, RICK	2	0	1	1	8
CAMPBELL, BRYAN	78	17	37	54	26	ESPOSITO, TONY	57	0	1	1	4
STARPLETON, PAT	76	7	44	51	30	MCKAY, RAY	2	0	0	0	0
KOROLL, CLIFF	72	16	34	50	85	DESJARDINS, GERRY	22	0	0	0	6
MAKI, CHICO	72	22	26	48	18	MELACHE, GILLES	2	0	0	0	0
PAPPIN, JIM	58	22	25	45	40	BROWN, KEN	1	0	0	0	0
PINDER, GERRY	74	15	18	31	35						
MALONEY, DAN	74	12	14	26	174						
ANGOTTI, LOU	65	9	16	25	19						
WHITE, BILL	67	4	21	25	64						
NESTREBKO, ERIC	76	8	15	23	28						
MAGNUSON, KEITH	76	3	20	23	291						
KORAB, JERRY	46	4	14	18	152						
JARRETT, DOUG	51	1	12	13	46						
SHMYR, PAUL	57	1	12	13	41						

GOALIES	GP	W	L	T	MINS	GA	SO	AVG
ESPOSITO, TONY	57	35	14	7	3,325	126	6	2.27
DESJARDINS, GERRY	22	12	6	2	1,217	49	0	2.42
MELACHE, GILLES	2	2	0	0	120	6	0	3
BROWN, KEN	1	0	0	0	18	1	0	3.33

LEADERSHIP

PLAYERS

2013-14

OPPONENTS

TRADITION

RECORDS

PLAYOFFS

HISTORY

MINORS

NHL

MEDIA

1971-72 CHICAGO BLACKHAWKS 46-17-15, 107 POINTS, 1ST WEST DIVISION

GM	DATE	OPPONENT	RESULT	SCORE	RECORD	GM	DATE	OPPONENT	RESULT	SCORE	RECORD
1	10/09	@ St. Louis	W	4-2	1-0-0	48	01/29	@ Pittsburgh	W	4-2	33-10-5
2	10/10	DETROIT	W	2-1	2-0-0	49	01/30	DETROIT	W	4-2	34-10-5
3	10/13	ST. LOUIS	W	1-0	3-0-0	50	02/01	@ Los Angeles	L	4-7	34-11-5
4	10/16	@ Minnesota	W	3-2	4-0-0	51	02/04	@ Vancouver	W	6-2	35-11-5
5	10/17	LOS ANGELES	W	4-0	5-0-0	52	02/06	MINNESOTA	W	5-0	36-11-5
6	10/20	@ NY Rangers	L	1-3	5-1-0	53	02/09	@ NY Rangers	L	1-4	36-12-5
7	10/21	@ Buffalo	W	5-2	6-1-0	54	02/10	@ Montreal	L	1-7	36-13-5
8	10/23	@ Pittsburgh	W	5-2	7-1-0	55	02/12	@ Detroit	T	3-3	36-13-6
9	10/24	@ Philadelphia	L	1-2	7-2-0	56	02/13	TORONTO	W	3-1	37-13-6
10	10/26	@ Detroit	W	5-2	8-2-0	57	02/15	@ St. Louis	W	3-2	38-13-6
11	10/30	@ Los Angeles	W	5-1	9-2-0	58	02/16	PHILADELPHIA	T	3-3	38-13-7
12	10/31	@ Vancouver	L	2-6	9-3-0	59	02/20	BOSTON	L	1-3	38-14-7
13	11/05	PHILADELPHIA	W	3-0	10-3-0	60	02/23	BUFFALO	L	1-2	38-15-7
14	11/06	@ Montreal	L	1-2	10-4-0	61	02/24	@ Buffalo	L	3-5	38-16-7
15	11/07	PITTSBURGH	W	4-1	11-4-0	62	02/26	CALIFORNIA	W	3-0	39-16-7
16	11/10	BOSTON	W	3-1	12-4-0	63	02/27	VANCOUVER	T	3-3	39-16-8
17	11/14	CALIFORNIA	W	4-1	13-4-0	64	03/01	@ Los Angeles	W	6-4	40-16-8
18	11/17	VANCOUVER	W	3-0	14-4-0	65	03/03	@ California	T	4-4	40-16-9
19	11/20	@ Boston	L	1-2	14-5-0	66	03/05	@ Minnesota	L	1-2	40-17-9
20	11/23	PITTSBURGH	W	7-3	15-5-0	67	03/08	@ NY Rangers	T	3-3	40-17-10
21	11/24	MONTREAL	T	3-3	15-5-1	68	03/11	@ Montreal	T	1-1	40-17-11
22	11/27	@ Toronto	T	3-3	15-5-2	69	03/12	@ Detroit	W	3-2	41-17-11
23	11/28	TORONTO	W	4-1	16-5-2	70	03/15	NY RANGERS	W	3-1	42-17-11
24	11/30	@ Vancouver	L	2-4	16-6-2	71	03/18	@ Toronto	T	2-2	42-17-12
25	12/03	@ California	L	1-2	16-7-2	72	03/19	BUFFALO	T	3-3	42-17-13
26	12/05	LOS ANGELES	W	7-0	17-7-2	73	03/23	@ Philadelphia	W	4-2	43-17-13
27	12/08	NY RANGERS	T	2-2	17-7-3	74	03/25	@ Boston	T	5-5	43-17-14
28	12/09	@ Buffalo	W	3-1	18-7-3	75	03/26	ST. LOUIS	W	4-0	44-17-14
29	12/11	@ Toronto	W	3-1	19-7-3	76	03/29	MONTREAL	T	5-5	44-17-15
30	12/12	MINNESOTA	W	5-3	20-7-3	77	04/01	@ St. Louis	W	2-0	45-17-15
31	12/15	BUFFALO	W	2-1	21-7-3	78	04/02	DETROIT	W	6-1	46-17-15
32	12/18	@ Minnesota	W	4-1	22-7-3						
33	12/19	ST. LOUIS	W	2-0	23-7-3						
34	12/22	@ California	W	4-1	24-7-3						
35	12/26	LOS ANGELES	W	6-3	25-7-3						
36	12/29	BOSTON	L	1-5	25-8-3						
37	01/02	PHILADELPHIA	W	6-2	26-8-3						
38	01/05	PITTSBURGH	T	3-3	26-8-4						
39	01/08	@ Pittsburgh	W	4-0	27-8-4						
40	01/09	MONTREAL	W	5-2	28-8-4						
41	01/12	NY RANGERS	T	5-5	28-8-5						
42	01/15	@ Boston	L	2-4	28-9-5						
43	01/16	MINNESOTA	W	3-2	29-9-5						
44	01/19	CALIFORNIA	W	2-0	30-9-5						
45	01/20	@ Philadelphia	L	2-3	30-10-5						
46	01/23	TORONTO	W	4-0	31-10-5						
47	01/27	VANCOUVER	W	4-0	32-10-5						



PLAYER	GP	G	A	PTS	PIM	PLAYER	GP	G	A	PTS	PIM
HULL, BOBBY	78	50	45	95	24	LACROIX, ANDRE	51	4	7	11	6
MARTIN, PIT	78	24	31	75	56	BORDELEAU, J.P.	3	0	2	2	2
HULL, DENNIS	78	30	39	69	10	ESPOSITO, TONY	48	0	1	1	2
MIKITA, STAN	74	26	39	65	46	SMITH, GARY	28	0	0	0	0
PAPPIN, JIM	64	27	21	48	38	DESJARDINS, GERRY	6	0	0	0	0
MAKI, CHICO	62	13	34	47	22						
KOROLL, CLIFF	76	22	25	45	51						
STARPLETON, PAT	78	3	38	41	47						
WHITE, BILL	76	7	22	29	58						
JARRETT, DOUG	78	6	25	29	68						
MAGNUSON, KEITH	74	2	19	21	201						
CAMPBELL, BRYAN	75	5	13	18	22						
ANGOTTI, LOU	65	5	10	15	23						
O'SHEA, DANNY	48	6	9	15	28						
BORDELEAU, CHRIS	25	6	8	14	6						
KORAB, JERRY	73	9	5	14	95						
NESTREMKO, ERIC	38	4	8	12	27						
MAGGS, DARYL	59	7	4	11	4						

GOALIES	GP	W	L	T	MIN	GA	SO	AVG
ESPOSITO, TONY	48	31	10	6	2,780	82	9	1.77
SMITH, GARY	28	14	5	6	1,540	62	5	2.42
DESJARDINS, GERRY	6	1	2	3	360	21	0	3.53

1972-73 CHICAGO BLACKHAWKS

42-27-9, 93 POINTS, 1ST WEST DIVISION

GM	DATE	OPPONENT	RESULT	SCORE	RECORD	GM	DATE	OPPONENT	RESULT	SCORE	RECORD
1	10/07	@ Toronto	W	3-1	1-0-0	48	01/24	VANCOUVER	T	3-3	26-17-5
2	10/08	NY RANGERS	W	5-1	2-0-0	49	01/27	@ Boston	W	4-2	27-15-5
3	10/10	ATLANTA	W	4-1	3-0-0	50	01/28	MINNESOTA	W	5-1	28-15-5
4	10/14	@ St. Louis	W	4-2	4-0-0	51	02/01	@ NY Islanders	W	5-3	29-15-5
5	10/15	ST. LOUIS	L	1-3	4-1-0	52	02/05	@ Philadelphia	T	2-2	29-17-6
6	10/17	@ Vancouver	L	3-6	4-2-0	53	02/04	ST. LOUIS	W	5-2	30-17-6
7	10/21	@ Los Angeles	L	1-3	4-3-0	54	02/07	BUFFALO	W	2-1	31-17-6
8	10/22	@ California	W	4-2	5-3-0	55	02/09	@ Atlanta	W	4-3	32-17-6
9	10/26	@ Boston	W	6-3	6-3-0	56	02/11	PHILADELPHIA	W	7-2	33-17-6
10	10/28	@ NY Islanders	T	4-4	6-3-1	57	02/14	NY ISLANDERS	W	4-2	34-17-6
11	10/29	@ NY Rangers	L	1-7	6-4-1	58	02/17	@ St. Louis	L	3-4	34-18-6
12	11/01	NY RANGERS	L	2-3	6-5-1	59	02/18	BOSTON	L	1-4	34-19-6
13	11/04	@ Minnesota	L	3-5	6-6-1	60	02/21	MONTREAL	L	2-4	34-20-6
14	11/05	CALIFORNIA	T	3-3	6-6-2	61	02/24	@ Pittsburgh	L	0-2	34-21-6
15	11/08	NY ISLANDERS	W	6-1	7-6-2	62	02/25	ATLANTA	W	4-2	35-21-6
16	11/09	@ Philadelphia	L	3-5	7-7-2	63	02/27	@ NY Islanders	W	5-3	36-21-6
17	11/12	DETROIT	W	5-1	8-7-2	64	02/28	@ NY Rangers	T	3-3	36-21-7
18	11/18	@ Montreal	W	5-3	9-7-2	65	03/03	@ Toronto	T	3-3	36-21-8
19	11/19	MINNESOTA	L	1-5	9-8-2	66	03/04	@ Boston	L	0-4	36-22-8
20	11/22	VANCOUVER	W	5-2	10-8-2	67	03/08	@ Los Angeles	L	1-4	36-23-8
21	11/25	@ St. Louis	W	4-2	11-8-2	68	03/10	@ Vancouver	W	4-2	37-23-8
22	11/26	MONTREAL	W	3-2	12-8-2	69	03/11	@ California	W	5-1	38-23-8
23	11/29	DETROIT	W	8-3	13-8-2	70	03/14	NY RANGERS	W	4-2	39-23-8
24	12/02	@ Pittsburgh	L	2-3	13-9-2	71	03/17	@ Atlanta	L	2-3	39-24-8
25	12/05	PITTSBURGH	W	4-2	14-9-2	72	03/18	DETROIT	L	0-2	39-25-8
26	12/06	LOS ANGELES	W	6-0	15-9-2	73	03/21	BUFFALO	W	6-2	40-25-8
27	12/10	MINNESOTA	W	5-1	16-9-2	74	03/24	ATLANTA	W	7-0	41-25-8
28	12/12	@ Vancouver	W	5-1	17-9-2	75	03/25	MONTREAL	W	6-5	42-25-8
29	12/13	@ Los Angeles	L	1-3	17-10-2	76	03/28	@ Montreal	L	3-4	42-26-8
30	12/15	@ California	W	9-4	18-10-2	77	03/31	@ Detroit	L	2-4	42-27-8
31	12/17	LOS ANGELES	W	2-0	19-10-2	78	04/01	TORONTO	T	4-4	42-27-9
32	12/20	PHILADELPHIA	W	4-1	20-10-2						
33	12/23	@ Toronto	L	3-5	20-11-2						
34	12/24	TORONTO	W	5-1	21-11-2						
35	12/27	ST. LOUIS	L	3-5	21-12-2						
36	12/28	@ Buffalo	L	2-8	21-13-2						
37	12/31	BUFFALO	W	4-2	22-13-2						
38	01/05	PITTSBURGH	L	3-5	22-14-2						
39	01/06	@ Minnesota	W	2-0	23-14-2						
40	01/07	BOSTON	W	5-4	24-14-2						
41	01/10	@ Atlanta	L	2-5	24-15-2						
42	01/13	PHILADELPHIA	L	2-3	24-16-2						
43	01/14	CALIFORNIA	T	6-6	24-16-3						
44	01/17	@ Detroit	W	6-4	25-16-3						
45	01/18	@ Buffalo	L	1-5	25-17-3						
46	01/20	@ Minnesota	T	3-3	25-17-4						
47	01/23	PITTSBURGH	W	9-3	26-17-4						



PLAYER	GP	G	A	PTS	PIM	PLAYER	GP	G	A	PTS	PIM
PAPPIN, JIM	76	41	51	92	82	BACKSTROM, RALPH	16	6	3	9	2
HULL, DENNIS	78	39	51	90	27	OGUEVIE, BRIAN	12	1	2	3	4
MARTIN, PIT	78	29	61	90	30	ESPOSITO, TONY	56	0	2	2	0
MIKITA, STAN	57	27	56	83	32	KRYKOW, DAVE	11	1	0	1	0
KOROLL, CLIFF	77	35	24	57	38	L'ABBE, MAURICE	5	0	1	1	0
WHITE, BILL	72	9	38	47	80	LEDINGHAM, WALT	9	0	1	1	4
ANGOTTI, LOU	77	15	22	37	26	MAGGS, DARYL	17	0	0	0	4
MAKI, CHICO	77	15	19	32	10	SMITH, GARY	23	0	0	0	5
STARLETON, PAT	75	10	21	31	14						
BORDELEAU, J.P.	73	15	15	30	6						
MALONEY, DAN	57	13	17	30	63						
REDMOND, DICK	52	9	19	28	4						
KORAB, JERRY	77	12	15	27	94						
RUSSELL, PHIL	76	6	19	25	156						
MAGNUSON, KEITH	77	0	19	19	140						
MARKS, JOHN	55	3	10	13	21						
JARRETT, DOUG	49	2	11	13	18						

GOALIES	GP	W	L	T	MINS	GA	SO	AVG
ESPOSITO, TONY	56	32	17	7	3,340	140	4	2.51
SMITH, GARY	23	10	10	2	1,340	79	0	3.54

1973-74 CHICAGO BLACKHAWKS

41-14-23, 105 POINTS, 2ND WEST DIVISION

	GM	DATE	OPPONENT	RESULT	SCORE	RECORD	GM	DATE	OPPONENT	RESULT	SCORE	RECORD
LEADERSHIP	1	10/10	@ Los Angeles	W	3-0	1-0-0	48	02/02	@ Pittsburgh	W	3-1	23-8-14
	2	10/12	@ California	L	2-3	1-1-0	49	02/05	ST. LOUIS	W	3-0	24-8-14
	3	10/14	MINNESOTA	T	1-1	1-1-1	50	02/06	ATLANTA	T	1-1	24-9-15
	4	10/17	VANCOUVER	W	5-0	2-1-1	51	02/08	@ Atlanta	W	3-0	25-9-15
PLAYERS	5	10/21	NY ISLANDERS	T	3-3	2-1-2	52	02/10	PITTSBURGH	W	5-3	26-9-15
	6	10/24	@ Buffalo	L	1-3	2-2-2	53	02/13	LOS ANGELES	W	4-0	27-9-15
	7	10/27	@ St. Louis	T	4-4	2-2-3	54	02/16	@ NY Islanders	W	4-0	28-9-15
	8	10/28	TORONTO	T	1-1	2-2-4	55	02/17	TORONTO	W	4-1	29-9-15
2013-14	9	11/01	@ Philadelphia	L	0-1	2-3-4	56	02/20	CALIFORNIA	W	3-0	30-9-15
	10	11/05	@ Minnesota	L	4-5	2-4-4	57	02/23	PHILADELPHIA	W	3-1	31-9-15
	11	11/04	NY RANGERS	W	4-1	3-4-4	58	02/24	PITTSBURGH	L	2-4	31-12-15
	12	11/07	@ California	T	1-1	3-4-5	59	02/27	@ Minnesota	W	3-1	32-12-15
OPPONENTS	13	11/09	@ Vancouver	W	4-0	4-4-5	60	02/28	@ Buffalo	T	2-2	32-12-16
	14	11/11	@ Los Angeles	W	3-0	5-4-5	61	03/05	@ Detroit	T	6-6	32-12-17
	15	11/14	@ NY Rangers	T	4-4	5-4-6	62	03/06	@ California	T	3-3	32-12-18
	16	11/16	@ Atlanta	W	6-1	6-4-6	63	03/07	@ Los Angeles	L	2-3	32-13-18
TRADITION	17	11/17	@ Pittsburgh	W	4-1	7-4-6	64	03/09	Vancouver	T	4-4	32-13-19
	18	11/21	ST. LOUIS	W	4-1	8-4-6	65	03/13	Montreal	T	3-3	32-13-20
	19	11/24	@ Toronto	W	3-1	9-4-6	66	03/14	@ NY Rangers	W	5-2	33-13-20
	20	11/25	MONTREAL	L	4-6	9-5-6	67	03/16	@ Montreal	W	3-1	34-13-20
RECORDS	21	11/28	BOSTON	T	3-3	9-5-7	68	03/17	ATLANTA	T	3-3	34-13-21
	22	12/01	@ Montreal	W	5-0	10-5-7	69	03/20	BUFFALO	L	2-3	34-14-21
	23	12/02	PITTSBURGH	W	2-1	11-5-7	70	03/23	@ Philadelphia	W	3-1	35-14-21
	24	12/05	@ Detroit	W	8-2	12-5-7	71	03/24	MINNESOTA	W	6-0	36-14-21
PLAYERS	25	12/09	MINNESOTA	W	5-3	13-5-7	72	03/27	@ Toronto	W	5-3	37-14-21
	26	12/12	PHILADELPHIA	T	2-2	13-5-8	73	03/28	@ Buffalo	T	2-2	37-14-22
	27	12/15	@ NY Islanders	T	3-3	13-5-9	74	03/30	@ Detroit	W	2-1	38-14-22
	28	12/16	@ NY Rangers	W	6-1	14-5-9	75	03/31	ST. LOUIS	T	2-2	38-14-23
HISTORY	29	12/19	BUFFALO	T	2-2	15-5-10	76	04/03	BOSTON	W	6-2	39-14-23
	30	12/22	@ Philadelphia	L	2-4	15-6-10	77	04/06	@ St. Louis	W	6-3	40-14-23
	31	12/23	VANCOUVER	W	6-2	16-6-10	78	04/07	DETROIT	W	7-4	41-14-23
	32	12/26	LOS ANGELES	T	3-3	16-6-11						
MINORS	33	12/29	@ Pittsburgh	W	4-2	17-6-11						
	34	12/30	TORONTO	L	3-4	16-7-11						
	35	01/02	NY ISLANDERS	W	5-1	17-7-11						
	36	01/05	@ Atlanta	L	2-3	17-8-11						
MEDIA	37	01/06	CALIFORNIA	W	9-4	18-8-11						
	38	01/09	LOS ANGELES	T	4-4	18-8-12						
	39	01/10	@ Boston	T	2-2	18-8-13						
	40	01/13	DETROIT	W	4-1	19-8-13						
	41	01/16	BOSTON	T	5-5	19-8-14						
	42	01/19	NY RANGERS	L	2-3	19-9-14						
	43	01/20	VANCOUVER	W	7-2	20-9-14						
	44	01/24	@ Boston	W	2-1	21-9-14						
	45	01/26	@ Montreal	L	1-4	21-10-14						
	46	01/27	NY ISLANDERS	L	2-4	21-11-14						
	47	01/31	CALIFORNIA	W	2-1	22-11-14						



PLAYER	GP	G	A	PTS	PIM	PLAYER	GP	G	A	PTS	PIM
MIKITA, STAN	76	30	50	80	46	FRK, LEN	66	4	10	14	35
MARTIN, PIT	78	30	47	77	43	MAGNUSON, KEITH	57	2	11	15	105
PAPPIN, JIM	78	32	41	73	76	ESPOSITO, TONY	10	0	1	1	0
HULL, DENNIS	74	29	39	68	15	VEISOR, MIKE	10	0	1	1	0
REDMOND, DICK	76	17	42	59	69	DONALDSON, GARY	1	0	0	0	0
KOROLL, CLIFF	78	21	25	46	32	PALMER, ROB	1	0	0	0	0
WHITE, BILL	69	5	31	36	52						
RUSSELL, PHIL	75	10	25	35	104						
MAKI, CHICO	69	9	26	35	12						
TALLON, DALE	65	15	19	34	36						
ROTA, DARCY	74	21	12	33	58						
MARKS, JOHN	76	13	18	31	22						
POWIS, LYNN	57	8	13	21	6						
BORDELEAU, J.P.	64	11	9	20	11						
KRYSKOW, DAVE	72	7	12	19	22						
GAGNON, GERMAN	14	3	14	17	4						
JARRETT, DOUG	67	5	11	16	45						

GOALIES	GP	W	L	T	MINS	GA	SO	AVG
ESPOSITO, TONY	70	34	14	21	4,343	141	10	2.04
VEISOR, MIKE	10	7	0	2	557	20	1	2.25

1974-75 CHICAGO BLACKHAWKS

37-35-8, 82 POINTS, 3RD SMYTHE DIVISION

GM	DATE	OPPONENT	RESULT	SCORE	RECORD	GM	DATE	OPPONENT	RESULT	SCORE	RECORD
1	10/09	@ Detroit	L	1-2	0-1-0	49	01/29	@ Pittsburgh	L	1-6	24-2-4
2	10/13	ATLANTA	L	3-4	0-2-0	50	02/01	NY RANGERS	L	1-4	24-2-4
3	10/16	BOSTON	W	4-0	1-1-0	51	02/02	NY ISLANDERS	T	1-1	24-2-5
4	10/17	@ Washington	L	3-4	1-1-0	52	02/04	@ Kansas City	T	3-3	24-2-5
5	10/19	@ St. Louis	W	3-1	2-1-0	53	02/05	@ Minnesota	W	2-1	25-2-6
6	10/20	MINNESOTA	W	6-0	3-1-0	54	02/07	@ Vancouver	L	1-3	25-2-6
7	10/23	WASHINGTON	W	3-2	4-1-0	55	02/09	LOS ANGELES	L	1-2	25-2-6
8	10/26	@ Toronto	W	9-3	5-1-0	56	02/12	BOSTON	W	8-3	26-2-6
9	10/27	ST. LOUIS	W	10-3	6-1-0	57	02/13	@ Philadelphia	L	1-4	26-2-6
10	10/30	@ Montreal	T	4-4	6-1-1	58	02/15	@ Montreal	L	3-12	26-2-6
11	11/02	@ Kansas City	W	4-3	7-1-1	59	02/16	MONTREAL	L	3-6	26-2-7
12	11/05	PITTSBURGH	T	3-3	7-1-2	60	02/19	@ NY Rangers	T	2-2	26-2-7
13	11/06	@ Buffalo	L	4-6	7-4-2	61	02/22	WASHINGTON	W	10-3	27-2-7
14	11/08	@ Atlanta	L	0-2	7-5-2	62	02/23	ATLANTA	W	4-0	28-2-7
15	11/12	@ Vancouver	L	0-1	7-6-2	63	02/25	@ Washington	W	6-2	29-2-7
16	12/08	@ California	L	0-2	7-7-2	64	02/28	@ Atlanta	W	4-3	30-2-7
17	11/16	@ Los Angeles	W	2-1	8-7-2	65	03/02	@ Boston	L	2-6	30-2-8
18	11/20	NY ISLANDERS	T	4-4	8-7-3	66	03/05	@ California	W	4-2	31-2-8
19	11/23	KANSAS CITY	W	6-0	9-7-3	67	03/07	@ Vancouver	L	1-2	31-2-9
20	11/27	BUFFALO	L	1-3	9-8-3	68	03/08	@ Los Angeles	W	6-1	32-2-9
21	11/30	@ Minnesota	L	3-5	9-9-3	69	03/12	ST. LOUIS	L	3-4	32-3-0
22	12/01	MINNESOTA	W	3-0	10-9-3	70	03/15	@ Minnesota	W	5-2	33-3-0
23	12/04	KANSAS CITY	W	7-3	11-9-3	71	03/16	VANCOUVER	L	3-4	33-3-1
24	12/05	@ Philadelphia	L	2-3	11-10-3	72	03/20	@ Detroit	W	6-2	34-3-1
25	12/07	NY RANGERS	L	4-7	11-11-3	73	03/22	@ NY Islanders	L	2-4	34-3-2
26	12/08	TORONTO	L	1-4	11-12-3	74	03/25	DETROIT	T	4-4	34-3-2
27	12/11	@ Atlanta	W	5-2	12-12-3	75	03/26	BUFFALO	W	5-1	35-3-2
28	12/14	@ Pittsburgh	L	3-6	12-13-3	76	03/29	PHILADELPHIA	L	2-5	35-3-3
29	12/15	VANCOUVER	W	4-2	13-13-3	77	03/30	@ Philadelphia	L	1-4	35-3-4
30	12/18	DETROIT	W	7-5	14-13-3	78	04/03	KANSAS CITY	W	6-4	36-3-4
31	12/21	@ NY Islanders	T	3-3	14-14-3	79	04/05	@ St. Louis	L	3-4	36-3-5
32	12/22	TORONTO	W	3-0	15-14-3	80	04/06	MINNESOTA	W	3-0	37-3-5
33	12/26	@ Buffalo	L	1-3	15-14-4						
34	12/28	PHILADELPHIA	W	2-1	16-14-4						
35	12/29	ST. LOUIS	W	5-2	17-14-4						
36	12/31	LOS ANGELES	L	1-3	17-15-4						
37	01/01	@ NY Rangers	L	2-6	17-16-4						
38	01/04	@ Toronto	L	3-6	17-17-4						
39	01/05	MONTREAL	L	4-6	17-18-4						
40	01/08	PITTSBURGH	W	7-5	18-18-4						
41	01/11	@ Boston	L	1-5	18-19-4						
42	01/12	NY RANGERS	W	4-2	19-19-4						
43	01/15	VANCOUVER	W	2-1	20-19-4						
44	01/18	@ Kansas City	L	1-4	20-20-4						
45	01/19	CALIFORNIA	W	3-1	21-20-4						
46	01/23	NY ISLANDERS	W	3-1	22-20-4						
47	01/25	@ St. Louis	W	4-1	23-20-4						
48	01/26	CALIFORNIA	W	3-2	24-20-4						



PLAYER	GP	G	A	PTS	PIM	PLAYER	GP	G	A	PTS	PIM
MIKITA, STAN	79	36	50	86	48	WYJIE, DUANE	6	1	3	4	2
BOLDREY, IAN	80	24	45	67	54	WILSON, ROGER	7	0	2	2	6
PAPPIN, JIM	71	36	27	63	94	PALMER, ROB	13	0	2	2	2
KOROLL, CLIF	80	27	32	59	27	HOLT, RANDY	12	0	1	1	15
REDMOND, DICK	80	14	45	57	90	ESPOSITO, TONY	71	0	1	1	11
GAGNON, GERMAIN	80	16	35	51	21	VEISOR, MIKE	9	0	0	0	0
MARKS, JOHN	80	17	30	47	56	DUMAS, MICHEL	3	0	0	0	0
MARTIN, PIT	70	19	26	45	34						
ROTA, DARCY	78	22	22	44	93						
HULL, DENNIS	69	16	21	37	10						
RUSSELL, PHIL	80	5	24	29	260						
WHITE, BILL	51	4	23	27	20						
JARRETT, DOUG	79	5	21	26	66						
BORDELEAU, J.P.	59	7	8	15	4						
TALLON, DALE	35	5	10	15	28						
MAGNUSON, KEITH	48	2	12	14	117						
MULVEY, GRANT	74	7	4	11	36						
DAIGLE, ALAN	52	5	4	9	6						

GOALIES	GP	W	L	T	MINS	GA	SO	AVG
ESPOSITO, TONY	71	34	30	7	4,219	193	6	2.74
DUMAS, MICHEL	3	2	0	0	121	7	0	3.47
VEISOR, MIKE	9	1	5	1	460	36	0	4.78

LEADERSHIP

PLAYERS

2013-14

OPPONENTS

TRADITION

RECORDS

PLAYOFFS

HISTORY

MINORS

NHL

MEDIA

1975-76 CHICAGO BLACKHAWKS 32-30-18, 82 POINTS, 1ST SMYTHE DIVISION

	GM	DATE	OPPONENT	RESULT	SCORE	RECORD	GM	DATE	OPPONENT	RESULT	SCORE	RECORD
LEADERSHIP	1	10/08	@ NY Rangers	T	2-2	0-0-1	48	01/28	ATLANTA	W	7-3	21-11-16
	2	10/11	@ Toronto	L	1-2	0-1-1	49	01/29	@ Boston	L	3-5	21-12-16
	3	10/12	VANCOUVER	W	3-0	1-1-1	50	01/31	@ Detroit	L	1-2	21-13-16
	4	10/15	DETROIT	T	4-4	1-1-2	51	02/01	VANCOUVER	L	2-3	21-14-16
PLAYERS	5	10/16	@ Buffalo	L	1-7	1-2-2	52	02/04	@ Montreal	L	3-8	21-15-16
	6	10/18	@ Minnesota	W	3-1	2-2-2	53	02/06	@ Atlanta	W	2-1	22-15-16
	7	10/19	MINNESOTA	W	3-2	3-2-2	54	02/08	WASHINGTON	W	4-2	23-15-16
	8	10/22	LOS ANGELES	L	3-5	3-3-2	55	02/11	LOS ANGELES	L	4-7	23-16-16
2013-14	9	10/25	@ Kansas City	W	4-0	4-3-2	56	02/14	@ Kansas City	W	5-4	24-16-16
	10	10/26	WASHINGTON	L	5-7	4-4-2	57	02/15	BOSTON	L	1-4	24-17-16
	11	10/29	MONTREAL	W	2-1	5-4-2	58	02/18	BUFFALO	T	4-4	24-17-17
	12	11/01	@ Detroit	W	3-1	6-4-2	59	02/21	@ Pittsburgh	L	1-10	24-18-17
OPPONENTS	13	11/02	VANCOUVER	W	6-1	7-4-2	60	02/22	CALIFORNIA	L	2-5	24-19-17
	14	11/05	PHILADELPHIA	T	4-4	7-4-3	61	02/24	@ Vancouver	W	4-1	25-19-17
	15	11/08	@ Pittsburgh	W	7-5	8-4-3	62	02/26	@ Los Angeles	W	6-2	26-19-17
	16	11/09	MINNESOTA	W	3-0	9-4-3	63	02/28	@ NY Islanders	L	1-4	26-20-17
TRADITION	17	11/12	@ NY Rangers	T	4-4	9-4-4	64	02/29	@ Washington	L	1-4	26-21-17
	18	11/13	@ Philadelphia	T	5-5	9-4-5	65	03/04	@ Buffalo	L	3-6	26-22-17
	19	11/15	@ Montreal	T	4-4	9-4-6	66	03/06	@ St. Louis	L	4-7	26-23-17
	20	11/19	@ Los Angeles	W	4-2	10-4-6	67	03/10	MONTREAL	L	1-5	26-24-17
RECORDS	21	11/22	@ Vancouver	T	1-1	10-4-7	68	03/13	@ Minnesota	W	4-1	27-24-17
	22	11/26	TORONTO	T	4-4	10-4-8	69	03/14	NY ISLANDERS	L	3-5	27-25-17
	23	11/29	BOSTON	T	4-4	10-4-9	70	03/16	@ Kansas City	W	6-3	28-25-17
	24	11/30	KANSAS CITY	T	1-1	10-4-10	71	03/17	TORONTO	W	6-5	29-25-17
PLAYERS	25	12/03	PITTSBURGH	T	3-3	10-4-11	72	03/20	@ NY Islanders	L	2-4	29-26-17
	26	12/04	@ Philadelphia	L	2-5	10-5-11	73	03/23	DETROIT	L	0-6	29-27-17
	27	12/07	ATLANTA	L	0-2	10-6-11	74	03/24	ATLANTA	L	2-7	29-28-17
	28	12/10	@ Washington	W	7-2	11-6-11	75	03/25	@ Boston	L	2-4	29-29-17
HISTORY	29	12/13	@ Minnesota	L	1-2	11-7-11	76	03/27	NY RANGERS	L	5-6	29-30-17
	30	12/14	ST. LOUIS	L	3-4	11-8-11	77	03/28	MINNESOTA	W	5-3	30-30-17
	31	12/17	PHILADELPHIA	L	2-4	11-9-11	78	03/31	KANSAS CITY	W	6-3	31-30-17
	32	12/19	@ California	L	2-5	11-10-11	79	04/03	@ St. Louis	T	3-3	31-30-18
MINORS	33	12/21	NY ISLANDERS	W	5-2	12-10-11	80	04/04	ST. LOUIS	W	7-2	32-30-18
	34	12/23	ST. LOUIS	W	4-1	13-10-11						
	35	12/27	@ Toronto	W	4-1	14-10-11						
	36	12/28	BUFFALO	T	2-2	14-10-12						
MEDIA	37	12/30	CALIFORNIA	W	5-3	15-10-12						
	38	01/05	@ NY Islanders	T	1-1	15-10-13						
	39	01/04	PITTSBURGH	W	5-3	16-10-13						
	EX	01/07	SOVIET WINGS	L	2-4	-----						
	40	01/09	@ Atlanta	T	1-1	16-10-14						
	41	01/11	NY RANGERS	L	2-6	16-11-14						
	42	01/14	@ California	T	2-2	16-11-15						
	43	01/16	@ Vancouver	W	2-1	17-11-15						
	44	01/18	PHILADELPHIA	W	2-0	18-11-15						
	45	01/21	@ NY Rangers	T	3-3	18-11-16						
	46	01/24	@ St. Louis	W	2-1	19-11-16						
	47	01/25	KANSAS CITY	W	3-1	20-11-16						



PLAYER	GP	G	A	PTS	PIM	PLAYER	GP	G	A	PTS	PIM
MARTIN, PIT	80	32	39	71	44	MURRAY, BOB	64	1	2	3	44
HULL, DENNIS	80	27	39	66	28	PALMER, ROB	2	0	1	1	0
BOLDIREV, IVAN	78	28	34	62	33	ESPOSITO, TONY	68	0	1	1	2
TALLON, DALE	80	15	47	62	101	LOGAN, DAVE	2	0	0	0	0
KOROLL, CLIFF	80	25	33	58	29	HOLT, RANDY	12	0	0	0	15
MIKITA, STAN	48	16	41	57	37	GAGNON, GERMAIN	5	0	0	0	2
MARKS, JOHN	80	21	25	44	43	VILLEMURE, GILLES	15	0	0	0	0
RUSSELL, PHIL	74	9	29	38	194						
ROTA, DARCY	79	20	17	37	73						
REDMOND, DICK	53	9	27	36	25						
SHEEHAN, BOBBY	78	11	20	31	18						
BORDELEAU, J.P.	76	12	18	30	6						
MULVEY, GRANT	64	11	17	28	72						
DAIGLE, ALAN	71	15	9	24	15						
WHITE, BILL	59	1	9	10	44						
MAGNUSON, KEITH	48	1	6	7	99						
MAKL, CHICO	22	0	6	6	2						
JOHNSTON, KIDY	32	0	5	5	6						

GOALIES	GP	W	L	T	MIN	GA	SO	AVG
ESPOSITO, TONY	68	30	23	15	4,003	198	4	2.97
VILLEMURE, GILLES	15	2	7	5	797	57	0	4.29

1976-77 CHICAGO BLACKHAWKS

26-43-11, 63 POINTS, 3RD SMYTHE DIVISION

GM	DATE	OPPONENT	RESULT	SCORE	RECORD	GM	DATE	OPPONENT	RESULT	SCORE	RECORD
1	10/06	@ St. Louis	W	6-4	1-0-0	49	01/23	PHILADELPHIA	T	2-2	17-24-8
2	10/09	@ NY Islanders	L	1-2	1-1-0	50	01/27	@ Vancouver	T	1-1	17-24-9
3	10/10	VANCOUVER	W	5-1	2-1-0	51	01/30	CLEVELAND	W	9-5	18-24-9
4	10/13	PITTSBURGH	W	4-1	3-1-0	52	02/02	ATLANTA	W	4-2	19-24-9
5	10/15	@ Colorado	L	3-5	3-2-0	53	02/03	@ Philadelphia	L	0-6	19-25-9
6	10/17	MINNESOTA	W	3-0	4-2-0	54	02/05	@ Cleveland	L	2-3	19-26-9
7	10/19	@ Cleveland	L	0-3	4-3-0	55	02/06	MINNESOTA	L	0-3	19-27-9
8	10/21	@ Philadelphia	L	1-5	4-4-0	56	02/09	WASHINGTON	T	4-4	19-27-10
9	10/23	@ Minnesota	L	3-4	4-5-0	57	02/12	COLORADO	W	4-2	20-27-10
10	10/24	ST. LOUIS	W	7-2	5-5-0	58	02/13	ATLANTA	W	4-2	21-27-10
11	10/27	MONTREAL	T	4-4	5-5-1	59	02/15	@ St. Louis	L	1-5	21-28-10
12	10/29	@ Detroit	W	4-1	6-5-1	60	02/16	@ Buffalo	L	0-5	21-29-10
13	10/31	WASHINGTON	W	5-4	7-5-1	61	02/19	@ Minnesota	L	2-6	21-30-10
14	11/04	@ Boston	L	5-7	7-6-1	62	02/20	TORONTO	L	8-10	21-31-10
15	11/06	@ Montreal	L	3-11	7-7-1	63	02/23	DETROIT	W	5-2	22-31-10
16	11/07	COLORADO	L	2-3	7-8-1	64	02/26	NY RANGERS	W	2-1	23-31-10
17	11/10	PHILADELPHIA	T	2-2	7-8-2	65	02/27	VANCOUVER	L	3-4	23-32-10
18	11/12	@ Washington	W	5-4	8-8-2	66	03/02	@ Buffalo	L	3-6	23-33-10
19	11/14	LOS ANGELES	W	5-4	9-8-2	67	03/03	@ Washington	L	4-7	23-34-10
20	11/17	@ NY Rangers	L	2-3	9-9-2	68	03/06	@ Boston	L	2-6	23-35-10
21	11/19	@ Atlanta	L	3-5	9-10-2	69	03/08	@ Los Angeles	L	1-7	23-36-10
22	11/21	@ Pittsburgh	L	0-5	9-11-2	70	03/10	@ Vancouver	L	0-5	23-37-10
23	11/24	@ Los Angeles	W	5-4	10-11-2	71	03/12	@ Montreal	L	1-5	23-38-10
24	11/27	@ Vancouver	L	3-4	10-12-2	72	03/16	NY ISLANDERS	L	0-5	23-39-10
25	12/01	BOSTON	L	3-5	10-13-2	73	03/19	@ NY Islanders	T	2-2	23-39-11
26	12/04	@ Toronto	T	2-2	10-13-3	74	03/20	PITTSBURGH	W	3-2	24-39-11
27	12/05	VANCOUVER	L	2-4	10-14-3	75	03/23	LOS ANGELES	L	1-3	24-40-11
28	12/08	MONTREAL	L	3-4	10-15-3	76	03/26	MINNESOTA	W	7-2	25-40-11
29	12/11	@ Atlanta	L	1-3	10-16-3	77	03/27	@ NY Rangers	W	5-3	26-40-11
30	12/12	NY ISLANDERS	L	2-6	10-17-3	78	03/30	@ St. Louis	L	1-4	26-41-11
31	12/16	@ Philadelphia	L	1-4	10-18-3	79	04/01	@ Atlanta	L	4-6	26-42-11
32	12/18	NY RANGERS	T	3-3	10-18-4	80	04/05	CLEVELAND	L	2-4	26-43-11
33	12/19	ST. LOUIS	L	4-6	10-19-4						
34	12/21	@ Minnesota	T	3-3	10-19-5						
35	12/22	BUFFALO	L	2-4	10-20-5						
36	12/26	COLORADO	W	5-3	11-20-5						
37	12/29	DETROIT	W	6-3	12-20-5						
38	12/31	@ Colorado	T	2-2	12-20-6						
39	01/02	TORONTO	W	6-4	13-20-6						
40	01/05	BUFFALO	W	2-1	14-20-6						
41	01/08	@ Pittsburgh	L	2-4	14-21-6						
42	01/09	BOSTON	L	2-4	14-22-6						
43	01/12	NY ISLANDERS	W	2-1	15-22-6						
44	01/15	@ Toronto	W	4-1	16-22-6						
45	01/16	NY RANGERS	L	2-5	16-23-6						
46	01/18	@ Colorado	T	7-7	16-23-7						
47	01/19	ST. LOUIS	L	3-5	16-24-7						
48	01/22	@ Detroit	W	3-0	17-24-7						



PLAYER	GP	G	A	PTS	PIM	PLAYER	GP	G	A	PTS	PIM
BOLDREV, IVAN	80	24	38	62	40	LOGAN, DAVE	34	0	2	2	61
MARTIN, PIT	75	17	36	53	22	ESPOSITO, TONY	69	0	2	2	6
MIKITA, STAN	57	19	30	49	20	DUMAS, MICHEL	5	0	1	1	0
REDMOND, DICK	80	22	25	47	30	MCHILL, JEFF	1	0	0	0	0
ROTA, DARCY	76	24	22	46	82	BULLEY, TED	2	0	0	0	0
RUSSELL, PHIL	76	9	36	45	233	ARCHAMBAULT, MICHEL	3	0	0	0	0
HARRISON, JIM	60	18	23	41	97	MCKENNEY, JIAN	3	0	0	0	2
KOROL, CLIFF	80	15	26	41	8	VAYDIK, GREG	5	0	0	0	0
HULL, DENNIS	75	16	17	33	2	HINTON, DAN	14	0	0	0	16
BORDELEAU, J.P.	60	15	14	29	20	VILLEMURE, GILLES	6	0	0	0	0
MULVEY, GRANT	80	10	14	24	118	VESSOR, MIKE	3	0	0	0	0
BOWMAN, KIRK	55	10	15	25	6						
ORR, BOBBY	20	4	19	25	25						
MARKS, JOHN	80	7	15	22	41						
MURRAY, BOB	77	10	11	21	71						
TALLON, DAVE	70	5	16	21	65						
DAGLE, ALAIN	73	12	8	20	11						
MAGNUSON, KEITH	37	1	6	7	86						
HOLT, RANDY	12	0	3	3	14						
WYJIE, DUANE	8	2	0	2	0						

GOALIES	GP	W	L	T	MINS	GA	SO	AVG
ESPOSITO, TONY	69	25	36	8	4,067	234	2	3.45
DUMAS, MICHEL	5	0	1	2	241	17	0	4.23
VESSOR, MIKE	3	1	2	0	180	13	0	4.33
VILLEMURE, GILLES	6	0	4	1	312	28	0	5.38

1977-78 CHICAGO BLACKHAWKS 32-29-19, 83 POINTS, 1ST SMYTHE DIVISION

	GM	DATE	OPPONENT	RESULT	SCORE	RECORD	GM	DATE	OPPONENT	RESULT	SCORE	RECORD
LEADERSHIP	1	10/15	@ Philadelphia	L	1-5	0-1-0	48	01/28	DETROIT	W	6-1	19-17-12
	2	10/15	COLORADO	T	3-3	0-1-1	49	02/01	PHILADELPHIA	W	3-1	20-17-12
	3	10/16	@ Buffalo	W	2-0	1-1-1	50	02/04	@ Vancouver	W	5-1	21-17-12
	4	10/19	BUFFALO	T	2-2	1-1-2	51	02/08	NY ISLANDERS	W	5-4	22-17-12
	5	10/22	@ Colorado	L	0-3	1-2-2	52	02/09	@ Montreal	T	3-3	22-17-15
	6	10/23	ST. LOUIS	W	2-0	2-2-2	53	02/12	ATLANTA	T	2-2	22-17-14
	7	10/26	PHILADELPHIA	T	2-2	2-2-3	54	02/14	@ Pittsburgh	L	1-2	22-18-14
	8	10/28	@ Cleveland	W	4-2	3-2-3	55	02/15	COLORADO	T	2-2	22-18-15
	9	10/30	CLEVELAND	W	6-1	4-2-3	56	02/18	BOSTON	W	4-2	23-18-15
	10	11/02	@ Washington	T	2-2	4-2-4	57	02/19	PITTSBURGH	T	2-2	23-18-16
PLAYERS	11	11/05	MINNESOTA	W	5-2	5-2-4	58	02/22	NY RANGERS	W	3-2	24-18-16
	12	11/06	ATLANTA	T	3-3	5-2-5	59	02/23	@ NY Rangers	L	2-6	24-19-16
	13	11/09	MINNESOTA	T	2-2	5-2-6	60	02/25	@ NY Islanders	L	1-7	24-20-16
2013-14	14	11/12	@ Pittsburgh	L	4-7	5-3-6	61	02/26	TORONTO	L	3-5	24-21-16
	15	11/13	MONTREAL	L	2-3	5-4-6	62	03/01	@ Vancouver	L	2-3	24-22-16
	16	11/15	@ NY Islanders	T	1-1	5-4-7	63	03/04	@ Los Angeles	W	6-3	25-22-16
	17	11/16	@ NY Rangers	L	2-5	5-5-7	64	03/05	@ Colorado	T	2-2	25-22-17
	18	11/20	@ Boston	L	0-1	5-6-7	65	03/08	@ Minnesota	W	4-3	26-22-17
	19	11/25	@ Los Angeles	L	3-8	5-7-7	66	03/11	@ Atlanta	L	1-4	26-23-17
	20	11/25	@ Colorado	W	5-1	6-7-7	67	03/12	@ Buffalo	aL	2-5	26-24-17
OPPONENTS	21	11/26	@ Vancouver	T	2-2	6-7-8	68	03/15	MONTREAL	L	2-6	26-25-17
	22	11/30	BUFFALO	L	2-3	6-8-8	69	03/18	@ St. Louis	L	4-5	26-26-17
	23	12/03	@ Montreal	L	2-3	6-9-8	70	03/19	PITTSBURGH	W	9-1	27-26-17
	24	12/04	VANCOUVER	L	2-6	6-10-8	71	03/22	@ Washington	W	6-2	28-26-17
	25	12/06	@ Detroit	W	2-1	7-10-8	72	03/25	@ Boston	L	0-7	28-27-17
TRADITION	26	12/07	NY ISLANDERS	L	0-4	7-11-8	73	03/25	@ St. Louis	T	2-2	28-27-18
	27	12/10	@ Philadelphia	L	2-4	7-12-8	74	03/26	VANCOUVER	W	4-3	29-27-18
	28	12/11	MINNESOTA	W	8-3	8-12-8	75	03/29	LOS ANGELES	W	5-1	30-27-18
	29	12/13	@ NY Islanders	T	2-2	8-12-9	76	04/01	DETROIT	W	2-0	31-27-18
	30	12/14	NY RANGERS	T	2-2	8-12-10	77	04/02	@ Cleveland	L	2-4	31-28-18
	31	12/17	@ Toronto	L	1-7	8-13-10	78	04/05	COLORADO	T	4-4	31-28-19
	32	12/18	ATLANTA	W	3-0	9-13-10	79	04/08	MINNESOTA	W	4-2	32-28-19
RECORDS	33	12/21	@ St. Louis	W	6-2	10-13-10	80	04/09	@ NY Rangers	L	2-3	32-29-19
	34	12/22	LOS ANGELES	L	0-4	10-14-10						
	35	12/27	@ Atlanta	W	4-2	11-14-10						
	36	12/28	TORONTO	W	4-0	12-14-10						
	EX	12/31	CZECHOSLOVAKIA	L	4-6	-----						
	37	01/01	VANCOUVER	L	2-3	12-15-10						
	38	01/04	BOSTON	L	0-3	12-16-10						
	39	01/07	@ St. Louis	T	0-0	12-16-11						
	40	01/08	WASHINGTON	W	3-1	13-16-11						
	41	01/11	PHILADELPHIA	W	5-4	14-16-11						
	42	01/14	@ Toronto	T	3-3	14-16-12						
	43	01/18	WASHINGTON	W	5-2	15-16-12						
	44	01/19	@ Detroit	L	2-4	15-17-12						
	45	01/21	@ Minnesota	W	4-1	16-17-12						
	46	01/22	ST. LOUIS	W	3-1	17-17-12						
	47	01/26	CLEVELAND	W	5-0	18-17-12						



PLAYER	GP	G	A	PTS	PIM	PLAYER	GP	G	A	PTS	PIM
BOLDIREY, NAN	80	35	45	80	34	BOWMAN, KIRK	33	1	4	5	15
MIKITA, STAN	76	18	41	59	35	ESPOSITO, TONY	64	0	4	4	0
BULLEY, TED	79	25	28	51	141	O'CONNELL, MIKE	6	1	1	2	2
BORDELEAU, J.P.	76	15	25	40	32	MARTIN, PIT	7	1	1	2	0
MULVEY, GRANT	78	14	24	38	135	KERR, REG	2	0	2	2	0
ROTA, DARCY	78	17	20	37	67	HOFFMEYER, BOB	5	0	1	1	12
MARKS, JOHN	80	15	22	37	26	VEISOR, MIKE	12	0	0	0	0
WILSON, DOUG	77	14	20	34	72	JOHNSTON, ED	4	0	0	0	0
KOROLL, CLIFF	73	16	15	31	19	HOLT, RANDY	6	0	0	0	20
MURRAY, BOB	70	14	17	31	41						
PLANTE, PIERRE	77	10	18	28	59						
RUSSELL, PHIL	57	6	20	26	139						
TALLON, DALE	75	4	20	24	66						
SAVARO, JEAN	31	7	11	18	20						
KELLY, BOB	73	7	11	18	95						
DAIGLE, ALAN	55	6	6	12	13						
HARRISON, JIM	26	2	8	10	31						
HICKS, DOUG	15	1	7	8	2						
MAGNUSON, KEITH	67	2	4	6	145						
LOGAN, DAVE	54	1	5	6	77						

GOALIES	GP	W	L	T	MIN	GA	SO	AVG
VEISOR, MIKE	12	3	4	5	720	31	2	2.58
ESPOSITO, TONY	64	28	22	14	3,840	168	5	2.63
JOHNSTON, ED	4	1	3	0	240	17	0	4.25

1978-79 CHICAGO BLACKHAWKS

29-36-15, 73 POINTS, 1ST SMYTHE DIVISION

GM	DATE	OPPONENT	RESULT	SCORE	RECORD	GM	DATE	OPPONENT	RESULT	SCORE	RECORD
1	10/11	ATLANTA	T	4-4	0-0-1	49	01/31	BOSTON	T	2-2	17-23-9
2	10/15	VANCOUVER	T	3-3	0-0-2	50	02/01	@ Boston	L	1-6	17-24-9
3	10/18	@ Washington	W	4-2	1-0-2	51	02/05	@ Atlanta	W	4-2	18-24-9
4	10/19	MINNESOTA	W	6-2	2-0-2	52	02/04	NY ISLANDERS	W	5-4	19-24-9
5	10/22	BOSTON	W	6-5	3-0-2	53	02/12	TORONTO	L	2-5	19-25-9
6	10/25	WASHINGTON	T	2-2	3-0-3	54	02/14	ATLANTA	T	4-4	19-25-10
7	10/28	@ Detroit	L	2-7	3-1-3	55	02/17	@ St. Louis	W	5-1	20-25-10
8	10/29	MONTREAL	W	4-1	4-1-3	56	02/18	COLORADO	W	5-3	21-25-10
9	11/01	VANCOUVER	L	0-1	4-2-3	57	02/21	BUFFALO	W	3-2	22-25-10
10	11/04	@ St. Louis	T	5-5	4-2-4	58	02/22	@ Buffalo	W	4-2	23-25-10
11	11/05	ST. LOUIS	W	3-1	5-2-4	59	02/24	@ Pittsburgh	L	1-5	23-26-10
12	11/08	TORONTO	W	2-1	6-2-4	60	02/25	PITTSBURGH	T	2-2	23-26-11
13	11/10	@ Atlanta	L	3-5	6-3-4	61	02/28	@ Vancouver	T	4-4	23-26-12
14	11/12	LOS ANGELES	L	1-4	6-4-4	62	03/02	@ Colorado	W	4-0	24-26-12
15	11/15	@ NY Rangers	L	1-8	6-5-4	63	03/05	@ Los Angeles	L	5-8	24-27-12
16	11/16	@ Philadelphia	W	4-3	7-5-4	64	03/08	@ Philadelphia	W	5-1	25-27-12
17	11/18	@ Colorado	L	3-8	7-6-4	65	03/10	@ NY Islanders	L	1-7	25-28-12
18	11/20	@ Los Angeles	L	3-4	7-7-4	66	03/11	@ NY Rangers	L	2-5	25-29-12
19	11/21	@ Vancouver	L	2-5	7-8-4	67	03/14	PHILADELPHIA	L	0-4	25-30-12
20	11/25	@ Montreal	W	8-3	8-8-4	68	03/17	@ Boston	L	2-4	25-31-12
21	11/29	VANCOUVER	T	1-1	8-8-5	69	03/18	DETROIT	L	2-4	25-32-12
22	12/02	@ Pittsburgh	L	2-5	8-9-5	70	03/20	@ Detroit	L	3-5	25-33-12
23	12/03	COLORADO	W	4-3	9-9-5	71	03/21	NY RANGERS	L	6-7	25-34-12
24	12/07	@ Vancouver	L	2-4	9-10-5	72	03/24	@ Toronto	T	3-3	25-34-15
25	12/09	@ St. Louis	W	4-2	10-10-5	73	03/25	COLORADO	W	3-0	26-34-15
26	12/10	DETROIT	T	3-3	10-10-6	74	03/27	@ Colorado	T	1-1	26-34-14
27	12/13	BUFFALO	L	2-6	10-11-6	75	03/29	@ NY ISLANDERS	W	6-1	27-34-14
28	12/14	@ Buffalo	L	2-3	10-12-6	76	04/01	VANCOUVER	T	2-2	27-34-15
29	12/16	@ Colorado	L	1-5	10-13-6	77	04/03	@ Minnesota	L	3-4	27-35-15
30	12/17	PITTSBURGH	T	3-3	10-13-7	78	04/04	MINNESOTA	W	7-1	28-35-15
31	12/20	MONTREAL	L	3-5	10-14-7	79	04/07	@ St. Louis	L	1-4	28-36-15
32	12/21	@ Montreal	L	1-5	10-15-7	80	04/08	ST. LOUIS	W	3-2	29-36-15
33	12/23	PHILADELPHIA	W	5-2	11-15-7						
34	12/27	ST. LOUIS	W	4-3	12-15-7						
35	12/30	NY RANGERS	L	4-5	12-16-7						
36	01/05	BOSTON	L	3-6	12-17-7						
37	01/04	@ Buffalo	T	3-3	12-17-8						
38	01/06	@ Toronto	W	5-3	13-17-8						
39	01/07	WASHINGTON	W	5-3	14-17-8						
40	01/10	LOS ANGELES	W	3-0	15-17-8						
41	01/15	@ Minnesota	L	3-4	15-18-8						
42	01/17	COLORADO	W	2-1	16-18-8						
43	01/19	@ Atlanta	L	1-6	16-19-8						
44	01/20	@ NY Islanders	L	2-4	16-20-8						
45	01/22	NY ISLANDERS	L	1-2	16-21-8						
46	01/24	@ Vancouver	W	5-0	17-21-8						
47	01/27	@ Washington	L	1-4	17-22-8						
48	01/28	ST. LOUIS	L	2-7	17-23-8						



PLAYER	GP	G	A	PTS	PIM	PLAYER	GP	G	A	PTS	PIM
BOLDIREY, NAN	66	29	35	64	25	KELLY, BOB	63	2	5	7	85
MIKITA, STAN	65	19	36	55	34	MAGNUSON, KEITH	26	1	4	5	41
MURRAY, BOB	79	19	32	51	38	FOX, GREG	14	0	5	5	16
BULLEY, TED	75	27	23	50	153	ORR, BOBBY	6	2	2	4	4
MARKS, JOHN	80	21	24	45	35	RIBBLE, PAT	12	1	3	4	8
KERR, REG	73	16	24	40	50	PHILLIPPOFF, HAROLD	14	0	4	4	6
BORDELEAU, J.P.	63	15	21	36	34	HOFFMEYER, BOB	6	0	2	2	5
MULVEY, GRANT	80	19	15	34	99	LEUVEYER, DOUG	2	1	0	1	0
KOROLL, CLIFF	78	12	19	31	20	SAVARO, JEAN	11	0	1	1	9
RUSSELL, PHIL	66	8	23	31	122	VEISOR, MIKE	17	0	1	1	0
ROTA, DARCY	63	13	17	30	77	ESPOSITO, TONY	63	0	1	1	2
WILSON, DOUG	56	5	21	26	37	ZAHARKO, MILES	1	0	0	0	0
O'CONNELL, MIKE	48	4	22	26	20						
DAIGLE, ALAN	74	11	14	25	55						
HIGGINS, TIM	36	7	16	23	30						
LOGAN, DAVE	76	1	14	15	176						
LYSIAK, TOM	14	0	10	10	14						
WALTON, MIKE	26	6	3	9	4						
HARRISON, JIM	21	4	5	9	22						
HICKS, DOUG	44	1	8	9	15						

GOALIES	GP	W	L	T	MINS	GA	SO	AVG
ESPOSITO, TONY	63	24	28	11	3,780	206	4	3.27
VEISOR, MIKE	17	5	8	4	1,020	60	0	3.53

1979-80 CHICAGO BLACKHAWKS 34-27-19, 87 POINTS, 1ST SMYTHE DIVISION

	GM	DATE	OPPONENT	RESULT	SCORE	RECORD	GM	DATE	OPPONENT	RESULT	SCORE	RECORD
LEADERSHIP	1	10/10	EDMONTON	W	4-2	1-0-0	49	01/25	@ Atlanta	T	4-4	18-18-15
	2	10/13	@ Minnesota	L	1-5	1-1-0	50	01/27	MINNESOTA	W	3-0	19-18-15
	3	10/14	HARTFORD	T	3-3	1-1-1	51	01/30	WASHINGTON	W	5-2	20-18-15
	4	10/17	MONTREAL	W	3-2	2-1-1	52	02/02	@ Toronto	W	5-4	21-18-15
PLAYERS	5	10/20	@ Atlanta	T	2-2	2-1-2	53	02/05	TORONTO	W	4-2	22-18-15
	6	10/21	QUEBEC	L	0-5	2-2-2	54	02/06	@ Quebec	T	3-3	22-19-14
	7	10/24	WINNIPEG	W	4-0	3-2-2	55	02/09	@ Boston	L	2-5	22-19-14
	8	10/27	@ NY Islanders	L	4-6	3-3-2	56	02/10	PITTSBURGH	W	3-2	23-19-14
2013-14	9	10/28	BOSTON	L	1-4	3-4-2	57	02/13	NY RANGERS	W	3-1	24-19-14
	10	10/31	BUFFALO	T	0-0	3-4-3	58	02/17	ATLANTA	W	3-2	25-19-14
	11	11/05	@ Detroit	L	0-2	3-5-3	59	02/20	TORONTO	W	4-2	26-19-14
	12	11/04	LOS ANGELES	L	3-5	3-6-3	60	02/23	@ Washington	L	2-6	26-20-14
OPPONENTS	13	11/08	@ Buffalo	T	3-3	3-6-4	61	02/24	BUFFALO	W	3-1	27-20-14
	14	11/09	@ Hartford	W	4-2	4-6-4	62	02/27	EDMONTON	L	2-5	27-21-14
	15	11/11	HARTFORD	T	5-5	4-6-5	63	03/01	@ Minnesota	W	4-1	28-21-14
	16	11/14	VANCOUVER	L	2-5	4-7-5	64	03/02	@ Winnipeg	W	3-2	29-21-14
TRADITION	17	11/17	@ Colorado	W	4-1	5-7-5	65	03/05	@ Vancouver	T	3-3	29-21-15
	18	11/18	MINNESOTA	T	3-3	5-7-6	66	03/07	@ Colorado	W	4-2	30-21-15
	19	11/21	WASHINGTON	W	4-0	6-7-6	67	03/08	@ Los Angeles	T	3-3	30-21-16
	20	11/24	@ Toronto	W	2-1	7-7-6	68	03/12	PHILADELPHIA	T	6-6	30-21-17
RECORDS	21	11/25	ST. LOUIS	W	6-3	8-7-6	69	03/14	@ Edmonton	L	4-6	30-22-17
	22	11/28	@ Edmonton	L	2-4	8-8-6	70	03/16	NY ISLANDERS	L	1-6	30-23-17
	23	11/30	@ Vancouver	T	1-1	8-8-7	71	03/19	QUEBEC	W	5-2	31-23-17
	24	12/01	@ Los Angeles	L	0-7	8-8-7	72	03/22	@ NY Islanders	T	4-4	31-23-18
PLAYERS	25	12/05	@ NY Rangers	T	3-3	8-8-8	73	03/25	ATLANTA	W	4-2	32-23-18
	26	12/08	@ Pittsburgh	T	3-3	8-8-9	74	03/25	@ Montreal	L	4-8	32-23-18
	27	12/09	@ Philadelphia	T	4-4	8-9-10	75	03/26	@ Quebec	W	7-2	33-24-18
	28	12/12	NY RANGERS	L	2-5	8-10-10	76	03/30	COLORADO	T	2-2	33-24-19
HISTORY	29	12/13	@ Buffalo	L	2-5	8-11-10	77	04/01	@ St. Louis	L	2-5	33-25-19
	30	12/15	@ Boston	W	2-1	9-11-10	78	04/02	WINNIPEG	L	2-5	33-26-19
	31	12/16	DETROIT	W	7-3	10-11-10	79	04/05	@ Detroit	W	3-1	34-26-19
	32	12/19	PITTSBURGH	T	0-0	10-11-11	80	04/06	ST. LOUIS	L	4-5	34-27-19
PLAYERS	33	12/21	@ Winnipeg	L	1-4	10-12-11						
	34	12/23	NY ISLANDERS	W	8-0	11-12-11						
	35	12/26	@ St. Louis	T	3-3	11-12-12						
	36	12/28	@ Washington	L	2-6	11-13-12						
HISTORY	37	12/30	BOSTON	W	5-3	12-13-12						
	38	01/02	COLORADO	W	5-2	13-13-12						
	39	01/05	@ Montreal	W	4-3	14-13-12						
	40	01/06	VANCOUVER	W	3-1	15-13-12						
PLAYERS	41	01/09	LOS ANGELES	L	1-6	15-14-12						
	42	01/12	@ Pittsburgh	W	3-2	16-14-12						
	43	01/15	DETROIT	W	3-2	17-14-12						
	44	01/16	MONTREAL	L	1-6	17-15-12						
HISTORY	45	01/17	@ Philadelphia	L	1-5	17-16-12						
	46	01/19	@ Hartford	L	3-5	17-17-12						
	47	01/20	@ NY Rangers	W	2-1	18-17-12						
	48	01/23	PHILADELPHIA	L	1-4	18-18-12						



PLAYER	GP	G	A	PTS	PIM	PLAYER	GP	G	A	PTS	PIM
IRUKOVSKI, TERRY	74	15	55	70	252	LOGAN, DAVE	12	2	3	5	34
LYSIAN, TOM	77	26	45	69	31	HUTCHISON, DAVE	38	0	5	5	75
MULVEY, GRANT	80	39	26	65	122	RIBBLE, PAT	23	1	2	3	14
PRESTON, RICH	80	31	30	61	70	SUTTER, DARRYL	8	2	0	2	2
WILSON, DOUG	75	12	49	61	70	PATERSON, RICK	11	0	2	2	0
MURRAY, BOB	74	16	34	50	60	ESPOSITO, TONY	69	0	1	1	2
BULLEY, TED	66	14	17	31	136	MAQUISON, KEITH	3	0	0	0	4
O'CONNELL, MIKE	78	8	22	30	52	PHILLIPPOFF, HAROLD	9	0	0	0	20
HIGGINS, TIM	74	13	12	25	50	VEISOR, MIKE	11	0	0	0	0
SEIDBAUER, RON	45	13	10	23	14						
BORDELEAU, J.P.	45	7	14	21	28						
MARKS, JOHN	74	6	15	21	51						
BROWN, KEITH	76	2	18	20	27						
KERR, RIG	49	9	8	17	17						
DAIGLE, ALAN	66	7	9	16	22						
TRIMPER, TIM	30	6	10	16	10						
FOX, GREG	71	4	11	15	73						
LECROYER, DOUG	53	3	10	13	59						
KOROLL, CLIFF	47	3	4	7	6						
MIKITA, STAN	17	2	5	7	12						

GOALIES	GP	W	L	T	MINS	GA	SO	AVG
ESPOSITO, TONY	69	31	22	16	4140	205	6	2.97
VEISOR, MIKE	11	3	5	3	660	37	0	3.36

1980-81 CHICAGO BLACKHAWKS
31-33-16, 78 POINTS, 2ND SMYTHE DIVISION

GM	DATE	OPPONENT	RESULT	SCORE	RECORD	GM	DATE	OPPONENT	RESULT	SCORE	RECORD
1	10/09	BUFFALO	W	4-3	1-0-0	49	01/24	@ St. Louis	L	2-4	20-25-6
2	10/11	@ Montreal	W	5-4	2-0-0	50	01/28	Vancouver	W	3-2	21-25-6
3	10/12	CALGARY	T	3-3	2-0-1	51	01/30	@ Edmonton	L	2-4	21-24-6
4	10/15	VANCOUVER	W	4-2	3-0-1	52	01/31	@ Calgary	T	3-3	21-24-7
5	10/17	@ Winnipeg	L	2-6	3-1-1	53	02/02	PITTSBURGH	W	8-4	22-24-7
6	10/19	WASHINGTON	W	8-4	4-1-1	54	02/04	EDMONTON	W	6-3	23-24-7
7	10/21	@ Washington	L	0-2	4-2-1	55	02/07	@ Hartford	W	6-2	24-24-7
8	10/23	MONTREAL	L	2-7	4-3-1	56	02/08	WINNIPEG	W	9-1	25-24-7
9	10/25	@ Colorado	L	3-5	4-4-1	57	02/12	LOS ANGELES	T	5-5	25-24-8
10	10/26	QUEBEC	W	7-4	5-4-1	58	02/14	@ Colorado	W	4-3	26-24-8
11	10/28	@ Detroit	T	2-2	5-4-2	59	02/15	HARTFORD	T	4-4	26-24-9
12	10/29	WINNIPEG	W	8-4	6-4-2	60	02/18	@ Washington	T	5-5	26-24-10
13	10/32	ST. LOUIS	L	3-5	6-5-2	61	02/21	@ NY Islanders	L	3-6	26-25-10
14	10/35	NY RANGERS	T	3-3	6-5-3	62	02/22	TORONTO	L	4-7	26-26-10
15	10/38	@ NY Islanders	L	3-7	6-6-3	63	02/25	WASHINGTON	T	2-2	26-26-11
16	10/39	MINNESOTA	L	1-7	6-7-3	64	02/27	@ Buffalo	L	1-6	26-27-11
17	10/31	@ Quebec	T	6-6	6-7-4	65	03/01	ST. LOUIS	T	4-4	26-27-12
18	10/33	@ Calgary	T	4-4	6-7-5	66	03/04	DETROIT	T	3-3	26-27-13
19	10/35	@ Minnesota	L	2-5	6-8-5	67	03/07	@ Boston	L	1-7	26-28-13
20	10/36	EDMONTON	L	4-5	6-9-5	68	03/08	@ Quebec	W	3-2	27-28-13
21	10/39	BUFFALO	W	5-2	7-9-5	69	03/11	@ Los Angeles	T	4-4	27-28-14
22	10/22	@ Minnesota	W	6-2	8-9-5	70	03/13	@ Vancouver	L	3-5	27-29-14
23	10/25	HARTFORD	W	11-3	9-9-5	71	03/15	@ Winnipeg	W	8-2	28-29-14
24	10/26	@ Edmonton	L	3-10	9-10-5	72	03/18	PHILADELPHIA	W	5-1	29-29-14
25	10/28	@ Vancouver	L	4-6	9-11-5	73	03/21	@ Philadelphia	T	4-4	29-29-15
26	10/29	@ Los Angeles	L	2-5	9-12-5	74	03/22	NY ISLANDERS	L	2-6	29-30-15
27	12/04	@ Philadelphia	L	5-7	9-13-5	75	03/25	LOS ANGELES	L	2-4	29-31-15
28	12/06	@ Pittsburgh	L	4-6	9-14-5	76	03/28	@ Boston	L	2-5	29-32-15
29	12/07	@ NY Rangers	L	4-5	9-15-5	77	03/29	DETROIT	W	4-3	30-32-15
30	12/10	PHILADELPHIA	T	2-2	9-16-6	78	04/01	@ Toronto	T	2-2	30-32-16
31	12/11	@ St. Louis	W	5-2	10-16-6	79	04/03	@ NY Rangers	L	1-3	30-33-16
32	12/13	@ Detroit	L	3-7	10-16-6	80	04/05	MINNESOTA	W	8-4	31-33-16
33	12/14	NY RANGERS	W	2-1	11-16-6						
34	12/17	COLORADO	L	1-6	11-17-6						
35	12/20	@ Toronto	W	5-2	12-17-6						
36	12/21	NY ISLANDERS	L	0-9	12-18-6						
37	12/26	@ Buffalo	L	2-3	12-19-6						
38	12/28	TORONTO	L	3-6	12-20-6						
39	12/31	BOSTON	L	2-4	12-21-6						
40	01/05	@ Montreal	L	1-2	12-22-6						
41	01/04	PITTSBURGH	W	3-2	13-22-6						

PLAYER	GP	G	A	PTS	PIM
LYSAK, TOM	72	21	55	76	20
SAVARD, DEMIS	76	28	47	75	47
SUTTER, DARRYL	76	40	22	62	86
KEHR, REG	70	30	30	60	56
MURRAY, BOB	77	13	47	60	93
HIGGINS, TIM	78	24	35	59	86
RUSKOWSKI, TERRY	72	8	51	59	225
WILSON, DOUG	76	12	39	51	80
BROWN, KEITH	80	9	34	45	80
BULLEY, TED	68	18	16	34	95
MULVEY, GRANT	42	18	14	32	81
SHARPLEY, GLEN	35	10	16	26	12
SECORD, AL	41	13	9	22	145
PRESTON, RICH	47	7	14	21	24
O'CONNELL, MIKE	34	5	16	21	32
FOX, GREG	75	3	16	19	112
SEDLBAUER, RON	39	12	3	15	12
MARKS, JOHN	39	8	6	14	28
ZAHAROK, MILES	42	3	11	14	40
HUTCHISON, DAVE	59	2	9	11	124

PLAYER	GP	G	A	PTS	PIM			
PATERSON, RICK	49	8	2	10	18			
MARSH, PETER	29	4	6	10	10			
ROBIDOUX, FLORENT	39	6	2	8	75			
ESPOSITO, TONY	66	0	3	3	0			
SOLHEM, KEN	5	2	0	2	0			
YOUNG, BRIAN	8	0	2	2	6			
CROSSMAN, DOUG	9	0	2	2	2			
LARMER, STEVE	4	0	1	1	0			
GARDNER, BILL	1	0	0	0	0			
LECLYVER, DOUG	14	0	0	0	41			
BANNERMAN, MURRAY	15	0	0	0	0			
GOALIES								
ESPOSITO, TONY	66	29	23	14	3,935	246	0	3.75
BANNERMAN, MURRAY	15	2	10	2	865	62	0	4.3



1981-82 CHICAGO BLACKHAWKS 30-38-12, 72 POINTS, 4TH NORRIS DIVISION

GM	DATE	OPPONENT	RESULT	SCORE	RECORD	GM	DATE	OPPONENT	RESULT	SCORE	RECORD
1	10/07	PITTSBURGH	T	5-5	0-0-1	49	01/25	HARTFORD	L	5-6	17-23-9
2	10/09	@ Toronto	L	8-9	0-0-1	50	01/27	EDMONTON	T	3-3	17-23-10
3	10/11	CALGARY	W	3-0	1-1-1	51	01/30	@ Washington	L	2-5	17-24-10
4	10/14	BOSTON	L	5-8	1-2-1	52	01/31	TORONTO	L	2-5	17-25-10
5	10/17	@ St. Louis	L	3-7	1-3-1	53	02/03	ST. LOUIS	W	9-5	18-25-10
6	10/18	EDMONTON	W	7-5	2-3-1	54	02/04	@ Detroit	L	4-6	18-26-10
7	10/21	MONTREAL	T	3-3	2-3-2	55	02/06	@ Boston	W	4-3	19-26-10
8	10/23	@ Winnipeg	T	5-5	2-3-3	56	02/07	MINNESOTA	W	5-2	20-26-10
9	10/25	ST. LOUIS	T	4-4	2-3-4	57	02/10	NY ISLANDERS	L	2-8	20-27-10
10	10/28	WINNIPEG	W	7-6	3-3-4	58	02/13	@ Toronto	W	6-4	21-27-10
11	10/31	@ Hartford	T	2-2	3-3-5	59	02/15	VANCOUVER	L	1-4	21-28-10
12	11/01	TORONTO	W	9-4	4-3-5	60	02/17	BUFFALO	L	2-3	21-29-10
13	11/04	LOS ANGELES	W	5-4	5-3-5	61	02/21	QUEBEC	W	5-3	22-29-10
14	11/06	@ Winnipeg	L	3-4	5-4-5	62	02/23	@ NY Islanders	L	1-5	22-30-10
15	11/08	CALGARY	W	10-4	6-4-5	63	02/24	@ NY Rangers	L	4-6	22-31-10
16	11/11	DETROIT	T	5-5	6-4-6	64	02/27	@ Los Angeles	W	5-3	23-31-10
17	11/14	@ Detroit	L	3-6	6-5-6	65	02/28	@ Colorado	L	3-5	23-32-10
18	11/15	COLORADO	W	10-0	7-5-6	66	03/03	WINNIPEG	L	2-4	23-33-10
19	11/18	BUFFALO	W	4-3	8-5-6	67	03/06	PHILADELPHIA	W	4-1	24-33-10
20	11/21	@ Minnesota	W	6-4	9-5-6	68	03/07	BOSTON	W	5-1	25-33-10
21	11/22	MINNESOTA	T	1-1	9-5-7	69	03/10	@ Toronto	W	7-6	26-33-10
22	11/25	@ Vancouver	L	2-6	9-6-7	70	03/11	@ Montreal	L	0-4	26-34-10
23	11/27	@ Edmonton	L	1-8	9-7-7	71	03/13	@ Quebec	L	3-9	26-35-10
24	11/28	@ Calgary	T	4-4	9-7-8	72	03/16	@ Philadelphia	T	4-4	26-36-11
25	12/02	@ Colorado	L	2-3	9-8-8	73	03/20	@ Detroit	W	4-3	27-36-11
26	12/05	@ Los Angeles	W	3-2	10-8-8	74	03/22	@ Toronto	L	5-8	27-37-11
27	12/09	WASHINGTON	W	7-3	11-8-8	75	03/24	DETROIT	W	6-4	28-37-11
28	12/12	@ Minnesota	L	3-6	11-9-8	76	03/27	@ Pittsburgh	T	3-3	28-38-12
29	12/13	HARTFORD	W	8-3	12-9-8	77	03/28	ST. LOUIS	L	3-8	28-39-12
30	12/16	WINNIPEG	T	3-3	12-9-9	78	03/31	NY RANGERS	L	1-4	28-40-12
31	12/19	@ Washington	W	6-4	13-9-9	79	04/03	@ St. Louis	W	7-4	29-40-12
32	12/20	TORONTO	L	1-3	13-10-9	80	04/04	MINNESOTA	W	4-3	30-40-12
33	12/23	PHILADELPHIA	L	6-7	13-11-9						
34	12/26	@ Winnipeg	W	3-2	14-11-9						
35	12/27	ST. LOUIS	L	3-4	14-12-9						
36	12/29	@ Quebec	L	1-8	14-13-9						
37	12/30	@ Montreal	L	3-6	14-14-9						
38	01/02	@ NY Islanders	L	3-5	14-15-9						
39	01/05	DETROIT	W	4-3	15-15-9						
40	01/06	PITTSBURGH	W	6-3	16-15-9						
41	01/09	@ NY Rangers	L	5-7	16-16-9						
42	01/10	VANCOUVER	W	3-2	17-16-9						
43	01/13	@ Buffalo	L	2-6	17-17-9						
44	01/16	@ St. Louis	L	6-8	17-18-9						
45	01/17	@ Minnesota	L	5-7	17-19-9						
46	01/20	DETROIT	L	4-5	17-20-9						
47	01/22	@ Winnipeg	L	5-6	17-21-9						
48	01/23	MINNESOTA	L	4-8	17-22-9						



PLAYER	GP	G	A	PTS	PIM	PLAYER	GP	G	A	PTS	PIM
SAVARD, DENIS	80	32	87	119	82	DUPONT, JEROME	34	0	4	4	51
WILSON, DOUG	76	39	46	85	54	LUDZIN, STEVE	8	2	1	3	2
LYSAK, TOM	71	32	50	82	84	ROBIDOUX, FLORENT	4	1	2	3	0
SECORD, AL	80	44	31	75	303	ZAHARKO, MILES	15	1	2	3	18
HIGGINS, TIM	74	20	30	50	85	FEARSTER, DAVE	29	0	2	2	29
MULVEY, GRANT	73	30	19	49	141	ESPOSITO, TONY	52	0	2	2	0
PRESTON, RICH	75	15	28	45	30	MARKS, JOHN	13	1	0	1	7
CROSSMAN, DOUG	70	12	28	40	24	BANNERMAN, MURRAY	29	0	1	1	0
KEHR, REG	59	11	28	39	39	MURRAY, TROY	1	0	0	0	0
RUSKOWSKI, TERRY	60	7	30	37	120	TANTIL, TONY	2	0	0	0	0
SUTTER, DARRYL	40	25	12	35	31	LARMER, STEVE	3	0	0	0	0
BULLLEY, TED	59	12	18	30	120	SKORODENSKI, WARREN	1	0	0	0	0
MURRAY, BOB	45	8	22	30	48						
MARSH, PETER	57	10	18	28	47						
BROWN, KEITH	33	4	20	24	26						
GARDNER, BILL	69	8	15	23	20						
HUTCHESON, DAVE	66	5	18	23	246						
FOX, GREG	79	2	19	21	137						
SHARPLEY, GLEN	36	9	7	16	11						
PATERSON, RICK	48	4	7	11	8						

GOALIES	GP	W	L	T	MIN	GA	SO	AVG
ESPOSITO, TONY	52	19	25	8	3,069	231	1	4.52
BANNERMAN, MURRAY	29	11	12	4	1,671	116	1	4.17
SKORODENSKI, WARREN	1	0	1	0	60	5	0	5

1982-83 CHICAGO BLACKHAWKS

47-23-10, 104 POINTS, 1ST NORRIS DIVISION

GM	DATE	OPPONENT	RESULT	SCORE	RECORD	GM	DATE	OPPONENT	RESULT	SCORE	RECORD
1	10/06	TORONTO	T	3-3	0-0-1	49	01/23	HARTFORD	W	4-2	30-12-7
2	10/09	@ Montreal	W	8-7	1-0-1	50	01/26	VANCOUVER	L	1-5	30-13-7
3	10/10	WINNIPEG	L	3-5	1-1-1	51	01/28	@ Buffalo	L	2-6	30-14-7
4	10/13	ST. LOUIS	W	6-4	2-1-1	52	01/30	@ NY Rangers	W	5-4	31-14-7
5	10/16	@ Toronto	W	3-2	3-1-1	53	02/01	@ St. Louis	W	5-0	32-14-7
6	10/17	DETROIT	W	6-4	4-1-1	54	02/02	PITTSBURGH	W	7-4	33-14-7
7	10/20	BUFFALO	W	4-0	5-1-1	55	02/05	DETROIT	W	4-3	34-14-7
8	10/23	@ St. Louis	L	4-5	5-2-1	56	02/06	NY RANGERS	W	4-1	35-14-7
9	10/24	NY ISLANDERS	W	4-2	6-2-1	57	02/09	NEW JERSEY	W	5-4	36-14-7
10	10/27	@ Edmonton	T	4-4	6-2-2	58	02/12	@ Minnesota	L	4-5	36-15-7
11	10/29	@ Vancouver	T	2-2	6-2-3	59	02/13	QUEBEC	L	4-5	36-16-7
12	10/30	@ Los Angeles	T	5-5	6-2-4	60	02/16	CALGARY	W	5-3	37-16-7
13	11/03	WASHINGTON	T	3-3	6-2-5	61	02/19	@ Hartford	W	4-2	38-16-7
14	11/07	TORONTO	W	7-3	7-2-5	62	02/23	NY ISLANDERS	T	4-4	38-16-8
15	11/10	MONTREAL	W	6-3	8-2-5	63	02/26	@ Minnesota	T	4-4	38-16-9
16	11/13	@ Detroit	W	3-2	9-2-5	64	02/27	MINNESOTA	L	1-2	38-17-9
17	11/14	MINNESOTA	W	5-4	10-2-5	65	03/02	LOS ANGELES	W	5-3	39-17-9
18	11/17	NEW JERSEY	W	5-3	11-2-5	66	03/05	@ Boston	L	3-6	39-18-9
19	11/20	@ NY Islanders	L	4-5	11-3-5	67	03/06	MONTREAL	W	5-4	40-18-9
20	11/21	DETROIT	W	3-0	12-3-5	68	03/08	@ Philadelphia	W	4-1	41-18-9
21	11/24	@ Winnipeg	W	7-5	13-3-5	69	03/10	@ Detroit	L	2-4	41-19-9
22	11/26	@ Hartford	W	4-3	14-3-5	70	03/12	@ Toronto	L	2-4	41-20-9
23	11/27	@ Quebec	W	3-1	15-3-5	71	03/13	@ Pittsburgh	W	4-3	42-20-9
24	11/29	@ New Jersey	W	3-1	16-3-5	72	03/16	ST. LOUIS	W	4-1	43-20-9
25	12/01	@ Pittsburgh	W	4-2	17-3-5	73	03/20	TORONTO	W	7-3	44-20-9
26	12/04	@ Washington	L	2-4	17-4-5	74	03/21	@ Minnesota	L	3-4	44-21-9
27	12/05	@ Buffalo	T	3-3	17-4-6	75	03/24	@ Calgary	L	5-6	44-22-9
28	12/08	NY RANGERS	W	7-2	18-4-6	76	03/25	@ Vancouver	T	3-3	44-22-10
29	12/11	@ Boston	L	2-4	18-5-6	77	03/27	DETROIT	W	6-0	45-22-10
30	12/12	QUEBEC	W	7-3	19-5-6	78	03/30	MINNESOTA	W	5-0	46-22-10
31	12/15	WINNIPEG	W	10-3	20-5-6	79	04/02	@ St. Louis	L	2-4	46-23-10
32	12/18	@ Toronto	W	8-5	21-5-6	80	04/03	ST. LOUIS	W	7-2	47-23-10
33	12/19	LOS ANGELES	W	6-4	22-5-6						
34	12/22	TORONTO	W	4-3	23-5-6						
35	12/26	ST. LOUIS	W	7-4	24-5-6						
36	12/28	@ Calgary	L	2-3	24-6-6						
37	12/29	@ Edmonton	W	8-6	25-6-6						
38	12/31	@ Detroit	L	1-4	25-7-6						
39	01/02	PHILADELPHIA	L	1-3	25-8-6						
40	01/04	@ St. Louis	W	4-2	26-8-6						
41	01/05	BOSTON	L	1-4	26-9-6						
42	01/08	@ Minnesota	L	1-4	26-10-6						
43	01/09	MINNESOTA	W	6-3	27-10-6						
44	01/12	EDMONTON	L	4-10	27-11-6						
45	01/15	@ Philadelphia	T	4-4	27-11-7						
46	01/16	DETROIT	W	4-2	28-11-7						
47	01/19	WASHINGTON	L	4-6	28-12-7						
48	01/22	@ Toronto	W	3-2	29-12-7						



PLAYER	GP	G	A	PTS	PIM	PLAYER	GP	G	A	PTS	PIM
SAVARD, DENIS	78	35	86	121	99	O'CALLAHAN, JACK	39	0	11	11	46
LAEMER, STEVE	80	43	47	90	28	FDLER, MIKE	4	2	1	3	4
SECOND, AL	80	54	32	86	180	RISKOWSKI, TERRY	5	0	2	2	12
WILSON, DOUG	74	18	51	69	58	TANIT, TONY	1	1	0	1	0
SUTTER, DARRYL	80	31	30	61	53	BANNERMAN, MURRAY	41	0	1	1	2
LYSAK, TOM	61	25	38	61	27	ESPOSITO, TONY	39	0	0	0	0
PRESTON, RICH	79	25	28	53	64	DUPONT, JEROME	1	0	0	0	0
CROSSMAN, DOUG	80	13	40	53	46	MULVEY, GRANT	3	0	0	0	0
GARDNER, BILL	77	15	25	40	12						
MURRAY, BOB	79	7	32	39	73						
BROWN, KEITH	50	4	27	31	20						
LUDZIK, STEVE	66	6	19	25	63						
HIGGINS, TIM	64	14	9	23	63						
PATERSON, RICK	79	14	9	23	14						
MARSH, PETER	68	6	14	20	55						
FRASER, CURT	38	6	13	19	77						
FEAMSTER, DAVE	78	6	12	18	69						
MURRAY, TROY	54	8	8	16	27						
CYR, DENIS	41	7	8	15	2						
FOX, GREG	76	0	12	12	81						

GOALIES	GP	W	L	T	MINS	GA	SO	AVG
ESPOSITO, TONY	39	23	11	5	2,340	135	1	3.46
BANNERMAN, MURRAY	41	24	12	5	2,460	127	4	3.1

LEADERSHIP

PLAYERS

2013-14

OPPONENTS

TRADITION

RECORDS

PLAYOFFS

HISTORY

MINORS

NHL

MEDIA

1983-84 CHICAGO BLACKHAWKS

30-42-8, 68 POINTS, 4TH NORRIS DIVISION

LEADERSHIP
PLAYERS
2013-14
OPPONENTS
TRADITION
RECORDS
PLAYOFFS
HISTORY
MINORS
NHL
MEDIA

GM	DATE	OPPONENT	RESULT	SCORE	RECORD	GM	DATE	OPPONENT	RESULT	SCORE	RECORD
1	10/05	ST. LOUIS	W	4-3	1-0-0	48	01/20	@ Washington	L	3-5	18-16-4
2	10/08	@ St. Louis	L	1-4	1-1-0	49	01/21	@ Quebec	T	4-4 OT	18-16-5
3	10/09	DETROIT	W	6-4	2-1-0	50	01/23	@ Toronto	W	6-2	19-16-5
4	10/12	VANCOUVER	W	2-1	3-1-0	51	01/25	MINNESOTA	L	3-5	19-17-5
5	10/15	@ Toronto	L	8-10	3-2-0	52	01/28	@ Minnesota	W	4-2	20-17-5
6	10/16	MINNESOTA	W	4-3	4-1-0	53	01/29	PHILADELPHIA	T	5-5 OT	20-17-6
7	10/19	NEW JERSEY	W	6-3	5-1-0	54	02/01	TORONTO	W	7-2	21-17-6
8	10/22	@ St. Louis	L	1-2	5-2-0	55	02/03	@ Winnipeg	L	3-7	21-18-6
9	10/23	CALGARY	W	7-4	6-3-0	56	02/05	HARTFORD	L	3-4	21-19-6
10	10/25	BOSTON	W	5-1	7-3-0	57	02/08	@ Los Angeles	L	1-1	21-20-6
11	10/27	PITTSBURGH	L	2-4	7-4-0	58	02/11	@ St. Louis	T	1-1 OT	21-20-7
12	10/30	HARTFORD	W	6-1	8-4-0	59	02/12	CALGARY	L	4-6	21-21-7
13	11/03	@ Detroit	L	4-7	8-5-0	60	02/15	QUEBEC	W	5-2	22-21-7
14	11/05	@ Minnesota	L	5-10	8-6-0	61	02/18	@ Detroit	L	0-6	22-22-7
15	11/06	@ New Jersey	L	3-6	8-7-0	62	02/19	ST. LOUIS	W	6-5	23-22-7
16	11/09	MONTREAL	L	0-3	8-8-0	63	02/22	WASHINGTON	W	4-2	24-22-7
17	11/12	@ Hartford	L	1-6	8-9-0	64	02/25	@ Pittsburgh	T	3-3 OT	24-22-8
18	11/13	EDMONTON	W	5-3	9-9-0	65	02/26	DETROIT	L	2-4	24-23-8
19	11/16	ST. LOUIS	W	4-3	10-9-0	66	02/29	BUFFALO	W	4-3	25-23-8
20	11/19	@ Montreal	T	5-5 OT	10-9-1	67	03/03	@ Minnesota	L	3-6	25-24-8
21	11/20	MINNESOTA	L	3-4	10-10-1	68	03/04	TORONTO	W	5-4	26-24-8
22	11/23	@ Washington	T	2-2 OT	10-10-2	69	03/07	@ Edmonton	L	4-7	26-25-8
23	11/25	@ Buffalo	L	2-5	10-11-2	70	03/09	@ Vancouver	L	3-4 OT	26-26-8
24	11/26	@ NY Islanders	L	3-9	10-12-2	71	03/11	@ Los Angeles	L	3-4	26-27-8
25	11/29	@ New Jersey	L	2-3	10-13-2	72	03/14	@ Winnipeg	L	4-6	26-28-8
26	11/30	@ NY Rangers	W	4-0	11-13-2	73	03/16	@ Calgary	L	5-6	26-29-8
27	12/03	@ Quebec	L	2-3	11-14-2	74	03/19	@ Montreal	L	1-2	26-30-8
28	12/07	BUFFALO	W	4-2	12-14-2	75	03/21	WINNIPEG	W	6-2	27-30-8
29	12/10	@ Philadelphia	L	2-3	12-15-2	76	03/24	@ Toronto	L	3-7	27-31-8
30	12/11	DETROIT	W	4-2	13-15-2	77	03/25	TORONTO	W	5-4	28-31-8
31	12/13	@ St. Louis	L	1-4	13-16-2	78	03/28	MINNESOTA	L	3-6	28-32-8
32	12/14	LOS ANGELES	L	5-6	13-17-2	79	03/31	@ Detroit	W	4-2	29-32-8
33	12/17	@ Boston	W	5-2	14-17-2	80	04/01	DETROIT	W	4-3	30-32-8
34	12/18	BOSTON	L	1-5	14-18-2						
35	12/21	PHILADELPHIA	T	3-3 OT	14-18-3						
36	12/23	@ NY Rangers	L	2-3	14-19-3						
37	12/26	ST. LOUIS	W	3-1	15-19-3						
38	12/28	NY RANGERS	L	4-7	15-20-3						
39	12/31	@ Detroit	L	3-4	15-21-3						
40	01/02	@ Minnesota	L	5-6	15-22-3						
41	01/04	TORONTO	W	5-1	16-22-3						
42	01/07	@ NY Islanders	L	3-5	16-23-3						
43	01/08	VANCOUVER	W	2-0	17-23-3						
44	01/11	EDMONTON	L	3-5	17-24-3						
45	01/14	@ Toronto	T	2-2 OT	17-24-4						
46	01/15	PITTSBURGH	W	2-0	18-24-4						
47	01/18	NY ISLANDERS	L	1-9	18-25-4						



PLAYER	GP	G	A	PTS	PIM	PLAYER	GP	G	A	PTS	PIM			
SAVARD, DENIS	75	37	57	94	71	HIGGINS, TIM	32	1	4	5	21			
LARMER, STEVE	80	35	40	75	34	FOX, GREG	24	0	5	5	38			
WILSON, DOUG	66	15	45	58	64	DIETRICH, DON	17	0	5	5	0			
GARDNER, BILL	79	27	21	48	12	BOYD, RANDY	23	0	4	4	16			
MURRAY, BOB	78	11	37	48	78	MCMURCHY, TOM	27	3	1	4	42			
LYSHAK, TOM	54	17	30	47	35	DUPONT, JEROME	36	2	2	4	116			
SUTTER, DARRYL	59	20	20	40	44	BANNERMAN, MURRAY	56	0	4	4	17			
BROWN, KEITH	74	10	25	35	94	ESPOSITO, TONY	18	0	3	3	0			
WILSON, BEHN	59	10	22	32	143	ANKHOLT, DARRELL	1	0	0	0	0			
MURRAY, TROY	61	15	15	30	45	CAMAZZOLA, JIM	1	0	0	0	0			
LUDZIK, STEVE	80	9	20	29	73	CASSIDY, BRUCE	1	0	0	0	0			
PRESTON, RICH	75	10	18	28	50	FRANKLEY, DAN	3	0	0	0	0			
CYR, DENIS	46	12	13	25	19	PELINSKY, PERRY	4	0	0	0	5			
LARMER, JEFF	36	9	13	22	20	JANECKY, BOB	8	0	0	0	2			
FRASER, CURT	29	5	12	17	26	ROBIDOUX, FLORENT	9	0	0	0	0			
O'CALLAHAN, JACK	70	4	13	17	67									
PATERSON, RICK	72	7	6	13	41									
FEAMSTER, DAVE	46	6	7	13	42									
YAREMCHUK, KEN	47	6	7	13	19	GOALIES	GP	W	L	T	MIN	GA	SO	AVG
MARSH, PETER	43	4	6	10	44	BANNERMAN, MURRAY	56	23	29	4	3,335	188	2	3.38
SECORD, AL	14	4	4	8	77	ESPOSITO, TONY	18	5	10	3	1,095	88	1	4.82
						JANECKY, BOB	8	2	3	1	402	28	0	4.08

1984-85 CHICAGO BLACKHAWKS

38-35-7, 83 POINTS, 2ND NORRIS DIVISION

GM	DATE	OPPONENT	RESULT	SCORE	RECORD	GM	DATE	OPPONENT	RESULT	SCORE	RECORD
1	10/11	DETROIT	W	7-3	1-0-0	49	01/26	@ Toronto	W	5-2	22-24-3
2	10/13	@ NY Islanders	L	6-7 OT	1-1-0	50	01/27	TORONTO	L	2-6	22-25-3
3	10/14	WASHINGTON	L	3-5	1-2-0	51	01/30	WINNIPEG	L	3-6	22-26-3
4	10/17	ST. LOUIS	W	4-3	2-1-0	52	02/02	@ St. Louis	L	1-5	22-27-3
5	10/20	@ Detroit	L	4-7	2-2-0	53	02/03	ST. LOUIS	L	4-6	22-28-3
6	10/21	LOS ANGELES	W	5-2	3-1-0	54	02/06	TORONTO	W	3-2	23-28-3
7	10/24	VANCOUVER	W	9-3	4-1-0	55	02/09	@ Boston	W	6-5	24-28-3
8	10/27	@ St. Louis	W	5-4	5-1-0	56	02/10	BOSTON	W	4-3	25-28-3
9	10/28	HARTFORD	L	1-4	5-2-0	57	02/14	PITTSBURGH	W	5-4	26-28-3
10	10/30	@ Minnesota	T	5-5 OT	5-3-1	58	02/16	@ Detroit	L	4-7	26-29-3
11	11/02	@ Edmonton	L	2-4	5-4-1	59	02/17	DETROIT	T	4-4 OT	26-29-4
12	11/03	@ Vancouver	L	4-6	5-5-1	60	02/20	MONTREAL	W	3-2	27-29-4
13	11/05	@ Los Angeles	W	3-2	6-6-1	61	02/22	@ Minnesota	L	1-4	27-30-4
14	11/07	@ Calgary	W	5-3	7-6-1	62	02/24	DETROIT	W	3-2	28-30-4
15	11/10	@ Toronto	T	4-4 OT	7-7-2	63	02/25	@ Toronto	W	4-3 OT	29-30-4
16	11/14	NY RANGERS	W	6-4	8-6-2	64	02/27	NEW JERSEY	W	6-5	30-30-4
17	11/17	@ Hartford	W	7-0	9-6-2	65	03/02	@ St. Louis	T	4-4 OT	30-30-5
18	11/18	QUEBEC	L	3-5	9-7-2	66	03/03	ST. LOUIS	W	5-2	31-30-5
19	11/20	@ Quebec	L	2-3 OT	9-8-2	67	03/06	@ Minnesota	W	5-4	32-30-5
20	11/22	@ Montreal	L	2-3	9-9-2	68	03/08	@ Buffalo	L	2-7	32-31-5
21	11/24	@ Boston	W	2-1	10-9-2	69	03/10	MINNESOTA	L	2-3	32-32-5
22	11/25	@ Washington	L	0-5	10-10-2	70	03/11	@ NY Rangers	W	4-3 OT	33-32-5
23	11/27	@ Philadelphia	L	2-4	10-11-2	71	03/13	NY ISLANDERS	L	3-4	33-33-5
24	11/29	@ Pittsburgh	W	6-3	11-11-2	72	03/17	@ Vancouver	W	6-4	34-33-5
25	12/01	@ New Jersey	W	5-3	12-11-2	73	03/20	@ Edmonton	L	4-6	34-34-5
26	12/05	LOS ANGELES	T	5-5 OT	12-12-3	74	03/22	@ Calgary	W	3-1	35-34-5
27	12/08	@ Detroit	L	4-5	12-12-3	75	03/27	PHILADELPHIA	W	5-2	36-34-5
28	12/09	TORONTO	W	7-2	13-12-3	76	03/29	@ Winnipeg	T	5-5 OT	36-34-6
29	12/12	DETROIT	W	5-1	14-12-3	77	03/31	EDMONTON	L	3-7	36-35-6
30	12/15	@ Minnesota	W	5-3	15-12-3	78	04/03	NEW JERSEY	W	5-0	37-35-6
31	12/16	MINNESOTA	L	3-5	15-13-3	79	04/06	@ Detroit	T	2-2 OT	37-35-7
32	12/19	BUFFALO	L	3-6	15-14-3	80	04/07	NY RANGERS	W	3-1	38-35-7
33	12/21	TORONTO	W	4-3	16-14-3						
34	12/23	QUEBEC	L	2-3 OT	16-15-3						
35	12/26	@ St. Louis	L	3-4	16-16-3						
36	12/29	@ Toronto	W	5-4	17-16-3						
37	12/30	CALGARY	L	2-5	17-17-3						
38	01/02	MONTREAL	W	3-2	18-17-3						
39	01/05	@ Hartford	L	3-4	18-18-3						
40	01/06	ST. LOUIS	L	2-3	18-19-3						
41	01/09	MINNESOTA	W	4-3	19-19-3						
42	01/10	@ Philadelphia	L	1-6	19-20-3						
43	01/13	NY ISLANDERS	L	5-6	19-21-3						
44	01/16	WINNIPEG	W	6-3	20-21-3						
45	01/18	@ Buffalo	L	3-4	20-22-3						
46	01/19	@ Pittsburgh	L	4-5	20-23-3						
47	01/21	MINNESOTA	W	7-2	21-23-3						
48	01/23	WASHINGTON	L	2-3	21-24-3						



PLAYER	GP	G	A	PTS	PIM	PLAYER	GP	G	A	PTS	PIM
SAVARO, DENIS	79	38	67	105	56	BERGEVIN, MARK	60	0	6	6	54
LARMER, STEVE	80	46	40	86	16	FEARSTEIN, DAVE	16	1	3	4	14
WILSON, DOUG	78	22	54	76	44	MCMURCHY, TOM	15	1	2	3	15
MURRAY, TROY	80	26	40	66	82	PRESLEY, WAYNE	3	0	1	1	0
GARDNER, CURT	74	17	34	51	12	BANNERMAN, MURRAY	60	0	1	1	8
FRASER, BILL	73	25	25	50	109	BOYD, RANDY	3	0	0	0	6
OLCZYK, ED	70	20	30	50	67	LARMER, JEFF	7	0	0	0	0
LYSAK, TOM	74	16	30	46	13	SKORODENSKI, WARREN	27	0	0	0	2
MURRAY, BOB	80	5	38	43	56	PANG, DARREN	1	0	0	0	0
SUTTER, DARRYL	49	20	18	38	12	CLIFFORD, CHRIS	1	0	0	0	0
WILSON, BEHN	76	10	25	33	185						
LUZICK, STEVE	79	11	20	31	86						
SECORD, AL	51	15	11	26	193						
YAREMCHUK, KEN	63	10	16	26	16						
BROWN, KEITH	56	1	22	23	55						
PATERSON, RICK	79	7	12	19	25						
O'CALLAHAN, JACK	66	6	8	14	105						
DUPONT, JEROME	55	3	10	13	105						
MACMILLAN, BOB	36	5	7	12	12						
FRANLEY, DAN	30	4	3	7	64						

GOALIES	GP	W	L	T	MINS	GA	SO	AVG
BANNERMAN, MURRAY	60	27	25	4	3,371	215	0	3.85
SKORODENSKI, WARREN	27	11	9	3	1,396	75	2	3.22
PANG, DARREN	1	0	1	0	60	4	0	4
CLIFFORD, CHRIS	1	0	0	0	20	0	0	0

1985-86 CHICAGO BLACKHAWKS 39-33-8, 86 POINTS, 1ST NORRIS DIVISION

	GM	DATE	OPPONENT	RESULT	SCORE	RECORD	GM	DATE	OPPONENT	RESULT	SCORE	RECORD
LEADERSHIP	1	10/10	@ Quebec	L	2-6	0-1-0	49	01/27	EDMONTON	L	3-4	23-19-7
	2	10/12	@ Montreal	L	3-6	0-2-0	50	01/29	NY RANGERS	W	5-4	24-19-7
	3	10/13	TORONTO	L	1-5	0-3-0	51	02/01	@ Toronto	W	7-4	25-19-7
	4	10/16	PITTSBURGH	T	5-5 OT	0-3-1	52	02/02	TORONTO	L	3-4	25-20-7
PLAYERS	5	10/19	@ Detroit	W	6-2	1-3-1	53	02/05	NY ISLANDERS	W	3-2	26-20-7
	6	10/20	PHILADELPHIA	L	2-5	1-4-1	54	02/08	@ Quebec	L	5-8	26-21-7
	7	10/23	HARTFORD	W	9-2	2-4-1	55	02/09	PHILADELPHIA	T	2-2 OT	26-21-8
	8	10/24	@ New Jersey	W	6-4	3-4-1	56	02/10	BOSTON	W	5-4	27-21-8
2013-14	9	10/27	WASHINGTON	L	2-4	3-5-1	57	02/13	TORONTO	W	5-4 OT	28-21-8
	10	10/30	@ Minnesota	W	6-5	4-5-1	58	02/15	@ Toronto	L	3-4	28-22-8
	11	11/02	@ Boston	L	4-5	4-6-1	59	02/16	ST. LOUIS	W	4-2	29-22-8
	12	11/05	@ Washington	L	4-8	4-7-1	60	02/19	MINNESOTA	L	5-6	29-23-8
OPPONENTS	13	11/07	@ Philadelphia	L	2-6	4-8-1	61	02/21	@ Winnipeg	W	5-2	30-23-8
	14	11/09	@ Pittsburgh	L	1-3	4-9-1	62	02/23	CALGARY	W	6-2	31-23-8
	15	11/11	@ NY Rangers	W	5-4 OT	5-9-1	63	02/27	@ Los Angeles	W	6-3	32-23-8
	16	11/13	QUEBEC	W	6-4	6-9-1	64	05/01	@ St. Louis	L	3-6	32-24-8
TRADITION	17	11/16	@ Toronto	L	4-6	6-10-1	65	05/02	ST. LOUIS	W	6-4	33-24-8
	18	11/17	MINNESOTA	T	5-5 OT	6-10-2	66	05/05	DETROIT	L	3-8	33-25-8
	19	11/20	VANCOUVER	W	2-0	7-10-2	67	05/08	@ Toronto	L	3-4	33-26-8
	20	11/23	@ St. Louis	W	7-3	8-10-2	68	05/09	ST. LOUIS	W	4-2	34-26-8
RECORDS	21	11/24	LOS ANGELES	T	4-4 OT	8-10-3	69	05/12	BUFFALO	L	6-7	34-27-8
	22	11/26	@ Vancouver	W	5-3	9-10-3	70	05/15	@ Hartford	L	4-11	34-28-8
	23	11/30	@ Los Angeles	T	4-4 OT	9-10-4	71	05/16	VANCOUVER	W	5-4	35-28-8
	24	12/03	@ Minnesota	L	2-9	9-11-4	72	05/22	@ Detroit	L	4-8	35-29-8
PLAYOFFS	25	12/06	@ Calgary	L	2-5	9-12-4	73	05/23	@ NY Rangers	W	5-3	36-29-8
	26	12/08	@ Edmonton	L	3-4	9-13-4	74	05/26	DETROIT	W	5-3	37-29-8
	27	12/11	EDMONTON	L	9-12	9-14-4	75	05/29	@ New Jersey	L	2-3	37-30-8
	28	12/14	@ Montreal	L	3-6	9-15-4	76	05/30	TORONTO	L	4-5 OT	37-31-8
HISTORY	29	12/15	DETROIT	W	6-4	10-15-4	77	04/01	@ Minnesota	W	2-1	38-31-8
	30	12/18	WINNIPEG	W	5-4	11-15-4	78	04/02	MINNESOTA	L	5-7	38-32-8
	31	12/21	@ Detroit	W	6-3	12-15-4	79	04/05	@ St. Louis	L	5-7	38-33-8
	32	12/22	CALGARY	W	5-4 OT	13-15-4	80	04/06	ST. LOUIS	W	3-1	39-33-8
MINORS	33	12/26	@ St. Louis	L	6-9	13-16-4						
	34	12/28	@ Washington	W	7-4	14-16-4						
	35	12/29	BOSTON	W	4-3	15-16-4						
	36	01/01	PITTSBURGH	W	7-4	16-16-4						
MEDIA	37	01/04	@ NY Islanders	W	4-1	17-16-4						
	38	01/05	MINNESOTA	W	6-2	18-16-4						
	39	01/08	NEW JERSEY	L	7-8	18-17-4						
	40	01/10	@ Detroit	W	9-4	19-17-4						
	41	01/12	HARTFORD	W	4-2	20-17-4						
	42	01/14	@ Minnesota	T	3-3 OT	20-17-5						
	43	01/15	BUFFALO	W	4-2	21-17-5						
	44	01/17	@ Winnipeg	L	1-5	21-18-5						
	45	01/19	DETROIT	W	6-4	22-18-5						
	46	01/22	MONTREAL	T	3-3 OT	22-18-6						
	47	01/24	@ Buffalo	W	5-3	23-18-6						
	48	01/25	@ NY Islanders	T	3-3 OT	23-18-7						

PLAYER	GP	G	A	PTS	PIM	PLAYER	GP	G	A	PTS	PIM
SAVARD, DENIS	80	47	69	116	111	LUZEN, STEVE	49	6	5	11	21
MURRAY, TROY	80	45	54	99	94	BANNERMAN, MURRAY	48	0	2	2	6
OLCZYK, ED	79	29	50	79	47	BOUDREAU, BRUCE	7	1	0	1	2
SECOND, AL	80	40	36	76	201	SAULVE, BOB	38	0	1	1	27
LARMER, STEVE	80	31	45	76	47	CASSIDY, BRUCE	1	0	0	0	0
FRASER, CURT	61	29	39	68	84	LAVARRE, MARK	2	0	0	0	0
WILSON, DOUG	79	17	47	64	82	SKORODENSKI, WARREN	1	0	0	0	0
WILSON, BHHN	69	13	38	51	113	LARMER, JEFF	2	0	0	0	0
BROWN, KEITH	70	11	29	40	87	POSA, VICTOR	2	0	0	0	2
MURRAY, BOB	80	9	29	38	75	MCURCHY, TOM	4	0	0	0	2
YAREMCHUK, KEN	78	14	20	34	43						
SUTTER, DARRYL	50	17	10	27	42						
WATSON, BILL	52	8	16	24	2						
O'CALLAHAN, JACK	80	4	19	23	116						
LYSHAK, TOM	51	2	19	21	14						
PRESLEY, WAYNE	38	7	8	15	38						
DUPONT, JEROME	75	2	13	15	173						
BERGEVIN, MARC	71	7	7	14	60						
GARDNER, BILL	46	3	10	13	6						
PATERSON, RICK	70	9	3	12	24						


GOALIES	GP	W	L	T	MIN	GA	SO	AVG
BANNERMAN, MURRAY	48	20	19	6	2,689	201	1	4.48
SAULVE, BOB	38	19	13	2	2,099	188	0	3.94
SKORODENSKI, WARREN	1	0	1	0	60	6	0	6



1986-87 CHICAGO BLACKHAWKS

29-37-14, 72 POINTS, 3RD NORRIS DIVISION

GM	DATE	OPPONENT	RESULT	SCORE	RECORD	GM	DATE	OPPONENT	RESULT	SCORE	RECORD
1	10/09	NY ISLANDERS	W	3-2	1-0-0	49	01/24	@ Montreal	L	1-3	17-25-7
2	10/11	@ Detroit	L	3-4	1-1-0	50	01/26	MONTREAL	L	2-3	17-26-7
3	10/12	PITTSBURGH	L	1-4	1-2-0	51	01/28	TORONTO	W	5-0	18-26-7
4	10/15	NY RANGERS	T	5-5 OT	1-2-1	52	01/31	@ St. Louis	T	4-4 OT	18-26-8
5	10/18	@ Toronto	L	2-3	1-3-1	53	02/01	EDMONTON	W	6-4	19-26-8
6	10/19	MINNESOTA	L	5-8	1-4-1	54	02/04	DETROIT	W	5-4	20-26-8
7	10/21	@ Edmonton	L	1-9	1-5-1	55	02/07	@ Pittsburgh	L	1-4	20-27-8
8	10/24	@ Vancouver	T	2-2 OT	1-5-2	56	02/08	@ Buffalo	L	4-7	20-28-8
9	10/26	@ Winnipeg	W	8-4	2-5-2	57	02/15	QUEBEC	W	6-4	21-28-8
10	10/28	@ Toronto	L	1-2	2-6-2	58	02/17	HARTFORD	L	4-5	21-29-8
11	10/29	@ Detroit	L	2-5	2-7-2	59	02/19	NY RANGERS	W	5-2	22-29-8
12	11/01	@ Minnesota	W	6-5	3-7-2	60	02/21	@ Hartford	W	6-3	23-29-8
13	11/02	@ St. Louis	L	3-7	3-8-2	61	02/22	DETROIT	T	2-2 OT	23-29-9
14	11/05	MINNESOTA	W	4-2	4-8-2	62	02/25	MONTREAL	T	3-3 OT	23-29-10
15	11/08	@ Washington	L	2-3	4-9-2	63	02/28	@ Pittsburgh	W	2-1	24-29-10
16	11/09	ST. LOUIS	T	4-4 OT	4-9-3	64	03/01	LOS ANGELES	W	6-1	25-29-10
17	11/12	WASHINGTON	T	2-2 OT	4-9-4	65	03/04	WINNIEG	W	3-2	26-29-10
18	11/15	@ St. Louis	L	3-4	4-10-4	66	03/07	@ New Jersey	W	4-3	27-29-10
19	11/16	TORONTO	L	3-7	4-11-4	67	03/08	NY ISLANDERS	L	5-6	27-30-10
20	11/19	LOS ANGELES	T	4-4 OT	4-11-5	68	03/11	ST. LOUIS	L	2-3	27-31-10
21	11/20	@ Philadelphia	L	1-5	4-12-5	69	03/14	@ Boston	T	4-4 OT	27-31-11
22	11/23	NEW JERSEY	W	5-3	5-12-5	70	03/15	MINNESOTA	L	2-4	27-32-11
23	11/26	@ Minnesota	L	2-5	5-13-5	71	03/17	@ Minnesota	T	3-3 OT	27-33-12
24	11/28	@ Edmonton	W	6-5 OT	6-13-5	72	03/18	@ Toronto	W	6-3	28-33-12
25	11/29	@ Calgary	L	4-5	6-14-5	73	03/19	@ Detroit	L	0-3	28-33-12
26	12/02	@ Vancouver	W	4-2	7-14-5	74	03/22	@ NY Rangers	L	3-5	28-34-12
27	12/04	@ Calgary	L	1-4	7-15-5	75	03/25	ST. LOUIS	T	4-4 OT	28-34-13
28	12/06	@ Los Angeles	L	2-7	7-16-5	76	03/28	@ Quebec	L	4-5	28-35-13
29	12/10	BUFFALO	W	6-3	8-16-5	77	03/29	BOSTON	L	6-8	28-36-13
30	12/13	@ St. Louis	T	4-4 OT	8-16-6	78	04/01	MINNESOTA	T	4-4 OT	28-36-14
31	12/14	VANCOUVER	L	3-7	8-17-6	79	04/04	@ Toronto	L	1-3	28-37-14
32	12/17	WINNIEG	W	5-1	9-17-6	80	04/05	TORONTO	W	5-2	29-37-14
33	12/20	@ Boston	W	6-2	10-17-6						
34	12/21	DETROIT	W	7-4	11-17-6						
35	12/23	@ Detroit	L	1-3	11-18-6						
36	12/26	ST. LOUIS	W	8-6	12-18-6						
37	12/28	WASHINGTON	W	7-5	13-18-6						
38	12/30	@ NY Islanders	W	5-3	14-18-6						
39	12/31	@ Buffalo	L	2-5	14-19-6						
40	01/05	@ Hartford	W	3-2	15-19-6						
41	01/04	CALGARY	L	1-4	15-20-6						
42	01/07	TORONTO	W	6-4	16-20-6						
43	01/11	DETROIT	W	5-3	17-20-6						
44	01/14	NEW JERSEY	L	1-3	17-21-6						
45	01/17	@ Minnesota	L	2-3	17-22-6						
46	01/18	QUEBEC	L	3-5	17-23-6						
47	01/21	PHILADELPHIA	T	5-5 OT	17-23-7						
48	01/23	@ Philadelphia	L	3-4	17-24-7						



PLAYER	GP	G	A	PTS	PIM	PLAYER	GP	G	A	PTS	PIM
SAVARD, DENIS	70	40	50	90	108	MANSON, DAVE	63	1	8	9	146
LARMER, STEVE	80	28	56	84	22	SANPASS, EVERETT	7	1	3	4	2
MURRAY, TROY	77	28	45	71	59	SAUIE, BOB	46	0	4	4	6
PRESLEY, WAYNE	80	32	29	61	114	PATERSON, RICK	22	1	2	3	6
SECORD, AL	77	29	30	59	206	BANNERMAN, MURRAY	39	0	1	1	4
OLCZYK, ED	79	16	35	51	119	CASSIDY, BRUCE	2	0	0	0	0
FRASER, CURT	75	25	25	50	182	CAMAZZOLA, JIM	2	0	0	0	0
WILSON, DOUG	69	16	32	48	36	SEVIOUR, DARIN	1	0	0	0	0
MURRAY, BOB	79	6	38	44	80	SKORODENSKI, WARREN	3	0	0	0	0
WATSON, BILL	51	13	19	32	6						
NYLUND, GARY	80	7	20	27	190						
BROWN, KEITH	75	4	25	27	86						
LAVARRE, MARK	58	8	15	23	33						
DONNELLY, DAVE	71	6	12	18	81						
PRESTON, RICH	75	8	9	17	19						
LURIZ, STEVE	52	5	12	17	34						
SUTTER, DARRYL	44	8	6	14	16						
BERGEVIN, MARC	66	4	10	14	66						
O'CALLAHAN, JACK	48	1	13	14	59						
STARPLETON, MIKE	39	3	6	9	6						

GOALIES	GP	W	L	T	MIN	GA	SO	AVG
SAUIE, BOB	46	19	19	5	2,660	159	1	3.59
BANNERMAN, MURRAY	39	9	18	8	2,059	142	0	4.14
SKORODENSKI, WARREN	3	1	0	1	155	7	0	2.71

1987-88 CHICAGO BLACKHAWKS 30-41-9, 69 POINTS, 3RD NORRIS DIVISION

GM	DATE	OPPONENT	RESULT	SCORE	RECORD	GM	DATE	OPPONENT	RESULT	SCORE	RECORD
1	10/08	TORONTO	L	5-7	0-1-0	49	01/24	VANCOUVER	W	3-1	21-25-3
2	10/10	@ Washington	L	4-6	0-2-0	50	01/26	@ Detroit	W	6-4	22-25-3
3	10/11	PHILADELPHIA	W	5-3	1-2-0	51	01/29	@ New Jersey	L	2-3 OT	22-26-3
4	10/14	ST. LOUIS	W	5-3	2-2-0	52	01/30	@ Pittsburgh	L	2-4	22-27-3
5	10/17	@ St. Louis	W	3-2	3-2-0	53	02/01	BOSTON	L	3-5	22-28-3
6	10/18	WINNIPEG	W	6-4	4-2-0	54	02/05	DETROIT	L	4-6	22-29-3
7	10/21	@ Detroit	W	5-1	5-2-0	55	02/05	@ Winnipeg	T	1-1 OT	22-29-4
8	10/23	@ NY Rangers	L	3-7	5-3-0	56	02/07	@ Quebec	T	5-5 OT	22-29-5
9	10/24	@ Hartford	L	3-5	5-4-0	57	02/12	ST. LOUIS	W	4-3 OT	23-29-5
10	10/27	@ NY Islanders	T	4-4 OT	5-4-1	58	02/14	BUFFALO	W	4-3 OT	24-29-5
11	10/31	@ Toronto	L	5-6	5-5-1	59	02/17	DETROIT	L	3-4	24-30-5
12	11/01	@ Buffalo	L	3-5	5-6-1	60	02/20	@ Detroit	L	1-6	24-31-5
13	11/04	MONTREAL	T	4-4 OT	5-6-2	61	02/21	CALGARY	T	3-3 OT	24-31-6
14	11/06	@ Winnipeg	L	3-6	5-7-2	62	02/24	EDMONTON	W	6-4	25-31-6
15	11/08	MINNESOTA	W	8-5	6-7-2	63	02/25	@ NY Islanders	T	1-1 OT	25-31-7
16	11/11	DETROIT	W	6-3	7-7-2	64	02/28	PITTSBURGH	W	7-5	26-31-7
17	11/14	@ Montreal	L	0-3	7-8-2	65	03/02	HARTFORD	L	1-2	26-32-7
18	11/15	EDMONTON	W	5-4	8-8-2	66	03/05	@ Minnesota	W	4-2	27-32-7
19	11/18	MINNESOTA	W	5-2	9-8-2	67	03/06	DETROIT	L	3-4	27-33-7
20	11/20	@ New Jersey	L	2-5	9-9-2	68	03/09	TORONTO	W	4-3	28-33-7
21	11/22	VANCOUVER	W	3-2	10-9-2	69	03/12	@ Toronto	L	4-6	28-34-7
22	11/25	@ Los Angeles	L	4-6	10-10-2	70	03/13	PHILADELPHIA	W	5-4 OT	29-34-7
23	11/27	@ Edmonton	L	3-4	10-11-2	71	03/15	@ St. Louis	T	7-7 OT	29-34-8
24	11/30	@ Calgary	L	0-4	10-12-2	72	03/17	@ Philadelphia	W	4-3 OT	30-34-8
25	12/02	@ St. Louis	L	1-5	10-13-2	73	03/19	@ Montreal	L	0-3	30-35-8
26	12/04	@ Detroit	L	0-12	10-14-2	74	03/20	ST. LOUIS	L	2-5	30-36-8
27	12/05	@ Boston	L	3-7	10-15-2	75	03/23	MINNESOTA	L	4-5	30-37-8
28	12/09	BUFFALO	L	2-6	10-16-2	76	03/25	@ Vancouver	L	2-3	30-38-8
29	12/12	@ Washington	L	1-2	10-17-2	77	03/26	@ Los Angeles	L	5-9	30-39-8
30	12/13	TORONTO	W	5-1	11-17-2	78	03/28	@ Minnesota	T	7-7 OT	30-39-9
31	12/16	@ Minnesota	W	4-2	12-17-2	79	03/30	NY RANGERS	L	3-4	30-40-9
32	12/19	@ Toronto	W	6-2	13-17-2	80	04/03	NEW JERSEY	L	5-4 OT	30-41-9
33	12/20	BOSTON	L	2-4	13-18-2						
34	12/23	NY ISLANDERS	W	7-5	14-18-2						
35	12/26	ST. LOUIS	L	4-5	14-19-2						
36	12/27	@ St. Louis	L	2-3	14-20-2						
37	12/30	MINNESOTA	L	4-6	14-21-2						
38	12/31	@ Minnesota	W	4-1	15-21-2						
39	01/05	CALGARY	L	3-5	15-22-2						
40	01/06	QUEBEC	L	1-6	15-23-2						
41	01/08	TORONTO	W	7-3	16-23-2						
42	01/10	LOS ANGELES	W	5-2	17-23-2						
43	01/11	@ NY Rangers	T	2-2 OT	17-23-3						
44	01/15	HARTFORD	W	2-1	18-23-3						
45	01/16	@ Quebec	L	1-4	18-24-3						
46	01/17	WASHINGTON	W	5-4	19-24-3						
47	01/20	PITTSBURGH	L	3-8	19-25-3						
48	01/23	@ Toronto	W	3-2	20-25-3						



PLAYER	GP	G	A	PTS	PIM	PLAYER	GP	G	A	PTS	PIM
SAVARD, DENIS	80	44	87	131	95	YAWNEY, TRENT	15	2	8	10	15
LAEMER, STEVE	80	41	48	89	42	WILSON, RIK	14	4	5	9	6
VAIVE, RICK	76	43	26	69	108	BROWN, KEITH	24	3	6	9	45
MURRAY, TROY	79	22	36	58	96	COCHRANE, GLEN	72	1	8	9	204
* GRAHAM, DIK	42	17	19	36	32	BERGEVIN, MARK	58	1	6	7	83
WILSON, DOUG	27	8	24	32	28	MANSON, DAVE	54	1	6	7	185
NOONAN, BRIAN	77	10	20	30	44	PANG, DARREN	45	0	6	6	2
WILSON, BRIAN	58	6	25	29	166	PLAYFAIR, JIM	12	1	3	4	28
THOMAS, STEVE	30	13	14	27	40	MACKEY, DAVE	23	1	3	4	71
MURRAY, BOB	62	6	20	26	44	WATSON, BILL	9	2	0	2	2
PRESLEY, WAYNE	42	12	10	22	52	LAVARRE, MARK	18	1	1	2	25
LUZIO, STEVE	73	6	15	21	40	MASON, BOB	41	0	2	2	0
SANPASS, EVERETT	57	8	12	20	126	GARDNER, BILL	2	1	0	1	2
NYLUND, GARY	76	4	15	19	212	PAYNTER, KENT	2	0	0	0	2
VINCELETTE, DAN	69	6	11	17	107						
SUTTER, DUANE	37	7	9	16	70						
CASSIDY, BRUCE	21	3	10	13	6						
MCGILL, BOB	67	4	7	11	133						
STARPLETON, MIKE	53	2	9	11	59						
#FRASER, CURT	27	4	6	10	57						

* ACQUIRED IN SEASON # TRADED IN SEASON

GOALIES	GP	W	L	T	MINS	GA	SO	AVG
PANG, DARREN	45	17	23	1	2,548	163	0	3.84
MASON, BOB	41	13	18	8	2,312	160	0	4.15

1988-89 CHICAGO BLACKHAWKS

27-41-12, 66 POINTS, 4TH NORRIS DIVISION

GM	DATE	OPPONENT	RESULT	SCORE	RECORD	GM	DATE	OPPONENT	RESULT	SCORE	RECORD
1	10/06	NY RANGERS	T	2-2 OT	0-0-1	41	01/08	NY ISLANDERS	W	3-2	11-25-5
2	10/08	@ Toronto	L	4-7	0-1-1	42	01/11	DETROIT	T	2-2 OT	11-26-6
3	10/09	TORONTO	L	4-8	0-2-1	43	01/12	@ Buffalo	L	5-6	11-26-6
4	10/12	WINNIPEG	W	10-1	1-2-1	44	01/14	@ NY Islanders	W	5-3	12-26-6
5	10/15	@ Hartford	L	5-7	1-3-1	45	01/16	EDMONTON	T	2-2 OT	12-26-7
6	10/16	BOSTON	L	3-10	1-4-1	46	01/18	NY RANGERS	L	4-6	12-27-7
7	10/18	@ Detroit	L	3-4 OT	1-5-1	47	01/20	@ Detroit	W	3-2	13-27-7
8	10/20	@ St. Louis	L	0-2	1-6-1	48	01/21	@ St. Louis	L	2-4	13-28-7
9	10/22	@ Pittsburgh	L	4-7	1-7-1	49	01/24	@ Vancouver	W	4-2	14-28-7
10	10/25	@ Quebec	W	7-4	2-7-1	50	01/25	@ Edmonton	W	6-3	15-28-7
11	10/28	@ Vancouver	L	2-5	2-8-1	51	01/28	@ Calgary	L	4-5 OT	15-29-7
12	10/30	@ Edmonton	W	5-2	3-8-1	52	01/30	TORONTO	W	7-1	16-29-7
13	10/31	@ Calgary	L	3-6	3-9-1	53	02/01	WINNIPEG	W	7-4	17-29-7
14	11/03	MINNESOTA	W	4-1	4-9-1	54	02/04	@ Toronto	W	3-1	18-29-7
15	11/05	@ Minnesota	T	5-5 OT	4-9-2	55	02/05	ST. LOUIS	L	4-5	18-30-7
16	11/06	LOS ANGELES	L	3-5	4-10-2	56	02/07	NY ISLANDERS	W	3-1	19-30-7
17	11/09	MONTREAL	T	6-6 OT	4-10-3	57	02/12	LOS ANGELES	L	2-6	19-31-7
18	11/11	@ Winnipeg	W	6-5 OT	5-10-3	58	02/14	@ Minnesota	W	4-2	20-31-7
19	11/13	QUEBEC	T	5-5 OT	5-10-4	59	02/15	WASHINGTON	W	7-4	21-31-7
20	11/16	BUFFALO	W	3-2	6-10-4	60	02/17	@ Detroit	W	5-3	22-31-7
21	11/19	@ Montreal	L	3-5	6-11-4	61	02/19	MONTREAL	T	4-4 OT	22-31-8
22	11/20	VANCOUVER	L	4-7	6-12-4	62	02/22	MINNESOTA	T	5-5 OT	22-31-9
23	11/23	@ Toronto	L	3-4	6-13-4	63	02/25	@ Detroit	L	0-5	22-32-9
24	11/25	@ Buffalo	L	4-5 OT	6-14-4	64	02/26	DETROIT	T	4-4 OT	22-32-10
25	11/26	@ Boston	L	2-8	6-15-4	65	03/01	MINNESOTA	W	5-1	23-32-10
26	11/29	@ Minnesota	L	2-5	6-16-4	66	03/04	@ Toronto	T	3-3 OT	23-32-11
27	12/03	@ Los Angeles	L	4-6	6-17-4	67	03/05	ST. LOUIS	T	3-3 OT	23-32-12
28	12/06	@ Pittsburgh	L	6-7	6-18-4	68	03/08	NEW JERSEY	L	5-7	23-33-12
29	12/10	@ Philadelphia	L	4-6	6-19-4	69	03/11	@ Philadelphia	L	2-7	23-34-12
30	12/11	ST. LOUIS	W	5-2	7-19-4	70	03/12	PITTSBURGH	L	5-6	23-35-12
31	12/14	HARTFORD	W	4-3	8-19-4	71	03/14	@ St. Louis	L	2-3	23-36-12
32	12/17	@ St. Louis	L	0-4	8-20-4	72	03/16	@ Minnesota	L	1-6	23-37-12
33	12/18	NEW JERSEY	L	3-5	8-21-4	73	03/18	@ New Jersey	W	3-1	24-37-12
34	12/21	WASHINGTON	L	3-4	8-22-4	74	03/19	DETROIT	W	5-3	25-37-12
35	12/23	DETROIT	W	7-2	9-22-4	75	03/22	PHILADELPHIA	L	2-3	25-38-12
36	12/26	ST. LOUIS	L	1-4	9-23-4	76	03/25	@ Boston	L	3-6	25-39-12
37	12/28	MINNESOTA	W	4-3	10-23-4	77	03/26	CALGARY	L	5-7	25-40-12
38	12/31	@ NY Rangers	L	1-4	10-24-4	78	03/29	QUEBEC	W	3-1	26-40-12
39	01/01	TORONTO	T	3-3 OT	10-24-5	79	04/01	@ Hartford	L	1-6	26-41-12
40	01/07	@ Washington	L	3-6	10-25-5	80	04/02	TORONTO	W	4-3 OT	27-41-12

PLAYER	GP	G	A	PTS	PIM	PLAYER	GP	G	A	PTS	PIM
LARMER, STEVE	80	43	44	87	54	GARDNER, BILL	6	1	1	2	0
SAVARO, DENIS	58	25	59	82	110	DOYON, MARIO	7	1	1	2	6
GRAHAM, DIRK	80	35	45	78	89	CASSIDY, BRUCE	9	0	2	2	4
WILSON, DOUG	66	15	47	62	69	TORKKI, JARI	4	1	0	1	0
MANSON, DAVE	79	18	36	54	352	LUDZIK, STEVE	6	1	0	1	8
MURRAY, TROY	79	21	30	51	115	WATSON, BILL	3	0	1	1	4
THOMAS, STEVE	45	21	19	40	69	STAPLETON, MIKE	7	0	1	1	7
PRESLEY, WAYNE	71	21	19	40	100	BELFOUR, ED	23	0	1	1	6
*CREIGHTON, ADAM	43	15	14	29	92	*GILBERT, GREG	4	0	0	0	0
*YVANE, BOCK	30	12	13	25	60	*CHEVRIER, ALAIN	27	0	0	0	0
YAWNEY, TRENT	69	5	19	24	116	CLIFFORD, CHRIS	1	0	0	0	0
HUDSON, MIKE	41	7	16	23	20	PAYNTER, KENT	1	0	0	0	2
*BASSEN, BOB	49	4	12	16	62	RUCKINS, MIKE	1	0	0	0	0
ROENICK, JEREMY	20	9	9	18	4	RYGIEL, WARREN	2	0	0	0	17
*KORNYO, STEVE	57	5	7	12	40	PLAYFAIR, JIM	7	0	0	0	28
BROWN, KEITH	74	2	16	18	84	*VAN DORP, WAYNE	8	0	0	0	28
SUTTER, DUANE	75	7	9	16	214	WAITE, JIMMY	11	0	0	0	0
EAGLES, MIKE	47	5	11	16	44	*BERGEVIN, MARC	11	0	0	0	18
NOONAN, BRIAN	45	4	12	16	28	*CHOCHANE, GLEN	6	0	0	0	13
VINCELETTE, DAN	66	11	4	15	119						
SANPASC, EVERETT	50	6	9	15	167						
MURRAY, BOB	15	2	4	6	25						
*NYLUND, GARY	23	3	2	5	63						
MCGILL, BOB	68	0	4	4	155						
MACKAY, DAVE	23	1	2	3	78						
PANG, DARREN	35	0	3	3	4						

GOALIES

GOALIES	GP	W	L	T	MINS	GA	SO	AVG
CHEVRIER, ALAIN	27	13	11	2	1,573	92	0	3.51
PANG, DARREN	35	10	11	6	1,644	120	0	4.38
BELFOUR, ED	25	4	12	3	1,148	74	0	3.87
WAITE, JIMMY	11	0	7	1	494	43	0	5.22
CLIFFORD, CHRIS	1	0	0	0	4	0	0	0

* ACQUIRED IN SEASON

* TRADED IN SEASON

1989-90 CHICAGO BLACKHAWKS

41-33-6, 88 POINTS, 1ST NORRIS DIVISION

	GM	DATE	OPPONENT	RESULT	SCORE	RECORD	GM	DATE	OPPONENT	RESULT	SCORE	RECORD
LEADERSHIP	1	10/05	ST. LOUIS	L	3-8	0-1-0	41	01/03	EDMONTON	W	3-2	23-15-3
	2	10/07	@ Washington	W	3-2	1-1-0	42	01/06	PHILADELPHIA	W	8-5	24-15-3
	3	10/08	NY RANGERS	L	3-5	1-1-0	43	01/10	@ NY Rangers	T	2-2 OT	24-15-4
	4	10/12	TORONTO	W	9-6	2-1-0	44	01/11	@ Philadelphia	W	5-4	25-15-4
PLAYERS	5	10/14	@ St. Louis	L	1-2	2-3-0	45	01/14	CALGARY	L	5-6	25-16-4
	6	10/15	DETROIT	W	3-0	3-3-0	46	01/15	@ Toronto	L	6-7	25-17-4
	7	10/17	@ NY Rangers	T	3-3 OT	3-3-1	47	01/17	MINNESOTA	W	3-1	26-17-4
	8	10/19	QUEBEC	L	3-5	3-4-1	48	01/19	VANCOUVER	W	5-2	27-17-4
2013-14	9	10/20	@ Winnipeg	W	4-2	4-4-1	49	01/24	BUFFALO	L	2-3	27-18-4
	10	10/22	LOS ANGELES	W	7-4	5-4-1	50	01/26	@ Buffalo	W	4-2	27-19-4
	11	10/24	@ Detroit	W	5-3	6-4-1	51	01/27	@ Hartford	L	4-6	28-19-4
	12	10/26	MONTREAL	W	5-3	7-4-1	52	02/01	@ Los Angeles	W	7-4	29-19-4
OPPONENTS	13	10/28	@ New Jersey	L	2-3	7-5-1	53	02/04	@ Winnipeg	L	3-7	29-20-4
	14	10/29	WASHINGTON	W	1-0	8-5-1	54	02/08	@ Detroit	W	8-6	30-20-4
	15	10/31	@ Quebec	W	5-3	9-5-1	55	02/10	@ Minnesota	L	4-6	30-21-4
	16	11/02	MINNESOTA	W	4-3 OT	10-5-1	56	02/13	BUFFALO	W	4-1	31-21-4
TRADITION	17	11/04	@ Minnesota	L	0-3	10-6-1	57	02/15	CALGARY	L	1-4	31-22-4
	18	11/05	WINNIPEG	W	4-3 OT	11-6-1	58	02/17	@ NY Islanders	W	3-1	32-22-4
	19	11/09	PITTSBURGH	W	4-3	12-6-1	59	02/18	PITTSBURGH	W	6-4	33-22-5
	20	11/11	@ NY Islanders	W	5-3	13-6-1	60	02/20	@ St. Louis	W	8-3	34-22-5
RECORDS	21	11/12	HARTFORD	W	4-2	14-6-1	61	02/22	BOSTON	L	3-6	34-23-5
	22	11/16	@ Vancouver	L	3-4	14-7-1	62	02/24	@ New Jersey	L	2-3	34-24-5
	23	11/18	@ Calgary	T	4-4 OT	14-7-2	63	02/25	PHILADELPHIA	W	4-1	35-24-5
	24	11/19	@ Edmonton	L	4-5 OT	14-8-2	64	02/27	@ Washington	L	0-4	35-25-4
PLAYERS	25	11/22	@ Los Angeles	L	3-6	14-9-2	65	03/01	ST. LOUIS	L	4-6	35-26-4
	26	11/26	@ Minnesota	L	3-5	14-10-2	66	03/05	@ Boston	L	3-4	35-27-4
	27	11/30	NY ISLANDERS	L	0-2	14-11-2	67	03/04	BOSTON	L	1-4	35-28-4
	28	12/03	DETROIT	L	3-4	14-12-2	68	03/07	@ Minnesota	L	4-5	35-29-4
HISTORY	29	12/06	TORONTO	W	6-4	15-12-2	69	03/10	@ St. Louis	T	2-2 OT	35-29-5
	30	12/09	@ Pittsburgh	W	6-4	16-12-2	70	03/11	ST. LOUIS	L	4-6	35-30-5
	31	12/10	VANCOUVER	W	7-1	17-12-2	71	03/13	DETROIT	T	3-3 OT	35-30-6
	32	12/13	@ Montreal	W	3-1	18-12-2	72	03/15	@ Quebec	W	6-3	36-30-6
PLAYERS	33	12/15	@ Detroit	L	4-8	18-13-2	73	03/17	@ Montreal	L	2-3 OT	36-31-6
	34	12/17	EDMONTON	W	6-5	19-13-2	74	03/19	@ Toronto	W	3-2	37-31-6
	35	12/20	ST. LOUIS	W	9-6	20-13-2	75	03/22	NEW JERSEY	W	6-3	38-31-6
	36	12/22	TORONTO	L	3-5	20-14-2	76	03/24	DETROIT	L	3-5	38-32-6
HISTORY	37	12/23	@ Toronto	W	7-5	21-14-2	77	03/25	DETROIT	W	3-2	39-32-6
	38	12/26	@ St. Louis	L	3-8	21-15-2	78	03/29	TORONTO	W	4-2	40-32-6
	39	12/28	MINNESOTA	T	1-1 OT	21-15-3	79	03/31	@ Toronto	L	4-6	40-33-6
	40	12/30	HARTFORD	W	7-3	22-15-3	80	04/01	MINNESOTA	W	4-1	41-33-6

PLAYER	GP	G	A	PTS	PIM	PLAYER	GP	G	A	PTS	PIM
LARMER, STEVE	80	31	59	90	40	NOONAN, BRIAN	8	0	2	2	6
SAVARD, DENIS	60	27	53	80	56	RUSSELL, CAM	19	0	1	1	27
WILSON, DOUG	70	25	50	73	40	*MILLEN, GREG	10	0	1	1	0
THOMAS, STEVE	76	40	30	70	91	CLOUTIER, JACQUES	43	0	0	0	8
CREIGHTON, ADAM	80	34	36	70	224	WATTE, JIMMY	4	0	0	0	0
ROENICK, JEREMY	78	26	40	66	54	AVIGLILETTE, DAN	2	0	0	0	4
MURRAY, TROY	68	17	38	55	86	PELLUSO, MIKE	2	0	0	0	15
GRAHAM, DIRK	75	22	32	54	102						
GILBERT, GREG	70	12	25	37	54						
MANSON, DAVE	59	5	23	28	301						
BROWN, KEITH	67	5	20	25	87						
MURRAY, BOB	49	5	19	24	45						
SECORD, AL	45	14	7	21	131						
*LEMEUR, JOCELYN	39	10	11	21	47						
HUDSON, MIKE	49	9	12	21	56						
YAWNEY, TRENT	70	5	15	20	82						
SUTTER, DUANE	72	4	14	18	156						
KONROYD, STEVE	75	3	14	17	34						
PRESLEY, WAYNE	49	6	7	13	69						
MCGILL, BOB	69	2	10	12	204						
VAN DORP, WAYNE	61	7	4	11	303						
*GOULET, MICHEL	8	4	1	5	9						
#SANPASS, EVERETT	12	2	2	4	17						
EAGLES, MIKE	23	1	2	3	34						
CASSIDY, BRUCE	2	1	1	2	0						
BASSON, BOB	6	1	1	2	8						

* ACQUIRED IN SEASON # TRADED IN SEASON

GOALIES	GP	W	L	T	MIN	GA	SO	AVG
CLOUTIER, JACQUES	43	18	15	2	2,178	112	2	3.09
MILLEN, GREG	10	5	4	1	575	32	0	3.34
CHEVRIER, ALAIN	39	16	14	3	1,894	132	0	4.18
WATTE, JIMMY	4	2	0	0	183	14	0	4.59

1990-91 CHICAGO BLACKHAWKS

49-23-8, 106 POINTS, 1ST NORRIS DIVISION

GM	DATE	OPPONENT	RESULT	SCORE	RECORD	GM	DATE	OPPONENT	RESULT	SCORE	RECORD
1	10/04	NY RANGERS	W	4-3	1-0-0	41	12/28	@ Buffalo	L	0-5	25-15-3
2	10/06	@ St. Louis	W	5-2	2-0-0	42	12/29	@ NY Islanders	W	3-1	26-15-3
3	10/07	NY ISLANDERS	L	2-4	2-1-0	43	12/31	@ Detroit	W	4-0	27-15-3
4	10/01	PITTSBURGH	W	4-1	3-1-0	44	01/03	NEW JERSEY	W	5-3	28-15-3
5	10/03	@ Minnesota	W	4-1	4-1-0	45	01/06	LOS ANGELES	L	1-3	28-14-3
6	10/04	CALGARY	L	1-3	4-2-0	46	01/10	TORONTO	W	7-2	29-14-3
7	10/06	@ Detroit	L	2-3	4-3-0	47	01/11	@ Winnipeg	W	3-1	30-14-3
8	10/08	TORONTO	W	3-0	5-3-0	48	01/13	MINNESOTA	W	5-3	31-14-3
9	10/20	@ Toronto	L	2-6	5-4-0	49	01/16	@ New Jersey	T	2-2 OT	31-14-4
10	10/21	MINNESOTA	W	7-1	6-4-0	50	01/17	@ NY Rangers	W	3-2	32-14-4
11	10/25	WASHINGTON	W	3-2 OT	7-4-0	51	02/04	BUFFALO	L	4-5	32-15-4
12	10/27	@ Boston	L	4-5	7-5-0	52	01/26	TORONTO	W	5-1	33-15-4
13	10/28	MONTREAL	W	2-1 OT	8-5-0	53	01/28	@ Vancouver	W	1-0	34-15-4
14	11/01	QUEBEC	W	6-2	9-5-0	54	02/01	@ Edmonton	L	3-4 OT	34-16-4
15	11/03	@ Philadelphia	W	3-1	10-5-0	55	02/02	@ Calgary	L	1-3	34-17-4
16	11/04	LOS ANGELES	L	0-2	10-6-0	56	02/06	@ Montreal	W	8-3	35-17-4
17	11/06	@ Hartford	T	1-1 OT	10-6-1	57	02/09	@ Boston	L	3-5	35-18-4
18	11/08	EDMONTON	W	5-3	11-6-1	58	02/10	@ Hartford	L	1-3	35-19-4
19	11/10	@ Toronto	W	5-1	12-6-1	59	02/14	QUEBEC	W	2-1 OT	36-19-4
20	11/11	WINNIPEG	T	3-3 OT	12-6-2	60	02/17	DETROIT	T	3-3 OT	36-19-5
21	11/14	@ Detroit	W	3-2	13-6-2	61	02/18	@ Philadelphia	L	3-5	36-20-5
22	11/16	@ Washington	W	4-3	14-6-2	62	02/21	BOSTON	W	4-1	37-20-5
23	11/17	@ Quebec	W	7-2	15-6-2	63	02/23	@ Minnesota	T	3-3 OT	37-20-6
24	11/20	@ Edmonton	W	3-1	16-6-2	64	02/24	ST. LOUIS	W	6-2	38-20-6
25	11/23	@ Vancouver	L	1-4	16-7-2	65	02/26	@ St. Louis	L	1-3	38-21-6
26	11/24	@ Calgary	W	5-3	17-7-2	66	02/28	HARTFORD	W	6-3	39-21-6
27	11/29	DETROIT	L	1-5	17-8-2	67	03/05	VANCOUVER	W	8-0	40-21-6
28	12/01	@ Detroit	L	3-4	17-9-2	68	03/06	MONTREAL	L	3-5	40-22-6
29	12/02	ST. LOUIS	W	3-2	18-9-2	69	03/08	@ Buffalo	W	5-3	41-22-6
30	12/06	NY ISLANDERS	W	5-2	19-9-2	70	03/10	NY RANGERS	W	5-2	42-22-6
31	12/08	@ Toronto	W	2-1	20-9-2	71	03/14	@ Los Angeles	W	6-3	43-22-6
32	12/09	PHILADELPHIA	L	4-5	20-10-2	72	03/16	@ St. Louis	W	3-2	44-22-6
33	12/11	@ Pittsburgh	W	4-1	21-10-2	73	03/17	ST. LOUIS	W	6-4	45-22-6
34	12/13	WINNIPEG	W	5-4	22-10-2	74	03/21	NEW JERSEY	T	2-2 OT	45-22-7
35	12/15	@ Minnesota	L	1-5	22-11-2	75	03/23	@ Pittsburgh	W	7-5	46-22-7
36	12/16	MINNESOTA	W	5-2	23-11-2	76	03/24	MINNESOTA	W	5-4	47-22-7
37	12/19	WASHINGTON	W	3-2	24-11-2	77	03/26	@ Toronto	T	2-2 OT	47-22-8
38	12/22	@ St. Louis	L	0-5	24-12-2	78	03/28	TORONTO	W	5-3	48-22-8
39	12/23	DETROIT	W	3-2	25-12-2	79	03/30	@ Minnesota	L	1-2	48-23-8
40	12/26	ST. LOUIS	T	6-6 OT	25-12-3	80	03/31	DETROIT	W	5-1	49-23-8

PLAYER	GP	G	A	PTS	PIM	PLAYER	GP	G	A	PTS	PIM
LARMER, STEVE	80	44	57	101	79	*MCKENEY, TONY	9	0	1	1	4
ROENICK, JEREMY	79	40	53	94	80	RUSSELL, CAM	3	0	0	0	5
GOULET, MICHEL	74	27	38	65	65	MILLEN, GREG	3	0	0	0	0
CHELIUS, CHRIS	77	12	52	64	192	WATE, JIMMY	1	0	0	0	0
THOMAS, STEVE	69	19	35	54	129	HASEK, DOMINIK	5	0	0	0	0
CREIGHTON, ADAM	72	22	29	51	135	*CLOUTIER, JACQUES	10	0	0	0	2
GRAHAM, DIRK	80	24	21	45	88						
WILSON, DOUG	51	11	29	40	32						
MURRAY, TROY	75	14	23	37	74						
PRESLEY, WAYNE	71	15	19	34	122						
MANSON, DAVE	75	14	15	29	191						
GILBERT, GREG	72	10	15	25	58						
HUDSON, MIKE	55	7	9	16	62						
YAWNEY, TRENT	61	3	13	16	77						
KUCERA, FRANTISEK	40	2	12	14	32						
LEMEUX, JOCELYN	67	6	7	13	119						
KONROYD, STEVE	70	0	12	12	40						
BROWN, KEITH	45	1	10	11	55						
MCGILL, BOB	77	4	5	9	151						
PELLUSO, MIKE	53	6	1	7	320						
*MCNEILL, MIKE	23	2	2	4	6						
*GILLIS, PAUL	13	0	5	5	53						
NOONAN, BRIAN	7	0	4	4	2						
BELOF, ED	74	0	3	3	34						
GRIMSON, STU	35	0	1	1	183						
STARPLETON, MIKE	7	0	1	1	2						

* ACQUIRED IN SEASON # TRADED IN SEASON

GOALIES	GP	W	L	T	MINS	GA	SO	AVG
BELOF, ED	74	43	19	7	4,127	170	4	2.47
CLOUTIER, JACQUES	10	2	3	0	403	24	0	3.57
WATE, JIMMY	1	1	0	0	60	2	0	2
HASEK, DOMINIK	5	3	0	1	195	8	0	2.46
MILLEN, GREG	3	0	1	0	58	4	0	4.14

1991-92 CHICAGO BLACKHAWKS

36-29-15, 87 POINTS, 2ND NORRIS DIVISION

	GM	DATE	OPPONENT	RESULT	SCORE	RECORD	GM	DATE	OPPONENT	RESULT	SCORE	RECORD
LEADERSHIP	1	10/05	DETROIT	L	3-3 OT	0-0-1	41	01/02	NY RANGERS	L	3-4	15-17-9
	2	10/05	@ Minnesota	T	2-4	0-1-1	42	01/04	@ Toronto	W	4-2	16-17-9
	3	10/06	NEW JERSEY	L	2-4	0-2-1	43	01/05	MINNESOTA	W	5-2	17-17-9
	4	10/10	VANCOUVER	W	7-6	1-2-1	44	01/09	TORONTO	W	2-0	18-17-9
PLAYERS	5	10/12	@ Washington	W	7-2	2-2-1	45	01/10	@ Winnipeg	L	2-6	18-18-9
	6	10/13	SAN JOSE	W	7-3	3-2-1	46	01/12	WASHINGTON	W	4-2	19-18-9
	7	10/17	EDMONTON	W	4-2	4-2-1	47	01/14	@ Philadelphia	T	1-1 OT	19-19-10
	8	10/19	@ St. Louis	T	4-4 OT	4-2-2	48	01/16	TORONTO	W	4-0	20-19-10
2013-14	9	10/20	ST. LOUIS	L	1-4	4-3-2	49	01/23	QUEBEC	W	4-2	21-19-10
	10	10/22	@ Pittsburgh	T	4-4 OT	4-3-3	50	01/25	@ Minnesota	W	2-0	22-19-10
	11	10/24	CALGARY	L	2-5	4-4-3	51	01/27	@ Calgary	W	4-3 OT	23-19-10
	12	10/26	@ Hartford	W	4-2	5-4-3	52	01/29	@ Edmonton	W	4-3	24-19-10
OPPONENTS	13	10/27	BOSTON	L	3-6	5-5-3	53	01/30	@ Vancouver	L	1-4	24-19-10
	14	10/31	NY ISLANDERS	W	4-3	6-5-3	54	02/01	@ Los Angeles	L	0-2	24-20-10
	15	11/02	@ Minnesota	L	3-4	6-6-3	55	02/05	@ San Jose	L	2-5	24-21-10
	16	11/03	MINNESOTA	T	4-4 OT	6-6-4	56	02/08	@ St. Louis	W	3-1	25-21-10
TRADITION	17	11/07	QUEBEC	W	4-2	7-6-4	57	02/13	LOS ANGELES	T	2-2 OT	25-21-11
	18	11/09	@ Montreal	L	2-4	7-7-4	58	02/16	CALGARY	T	5-5 OT	25-21-12
	19	11/10	HARTFORD	W	3-0	8-7-4	59	02/20	NEW JERSEY	T	4-4 OT	25-21-13
	20	11/14	TORONTO	W	3-0	9-7-4	60	02/22	@ Detroit	L	1-2	25-22-13
RECORDS	21	11/16	@ Toronto	T	2-2 OT	9-7-5	61	02/23	ST. LOUIS	W	4-2	26-22-13
	22	11/17	ST. LOUIS	W	5-1	10-7-5	62	02/25	@ NY Rangers	L	1-4	26-23-13
	23	11/19	@ Detroit	L	1-4	10-8-5	63	02/27	DETROIT	W	4-2	27-23-13
	24	11/22	@ Buffalo	L	0-2	10-9-5	64	02/29	@ Toronto	L	5-6 OT	27-24-13
PLAYERS	25	11/27	@ Edmonton	L	2-6	10-10-5	65	03/01	@ Buffalo	W	3-1	28-24-13
	26	11/29	@ Vancouver	L	2-5	10-11-5	66	03/05	NY ISLANDERS	T	4-4 OT	28-24-14
	27	12/01	@ Winnipeg	L	2-3 OT	10-12-5	67	03/07	@ Boston	W	2-1	29-24-14
	28	12/05	LOS ANGELES	W	6-2	11-12-5	68	03/08	BOSTON	W	4-0	30-24-14
HISTORY	29	12/07	@ NY Islanders	W	5-2	12-12-5	69	03/10	SAN JOSE	W	5-1	31-24-14
	30	12/08	MINNESOTA	W	7-2	13-12-5	70	03/11	@ NY Rangers	L	1-7	31-25-14
	31	12/10	@ Detroit	L	3-5	13-13-5	71	03/15	PITTSBURGH	L	3-4	31-26-14
	32	12/14	@ Philadelphia	T	1-1 OT	13-14-5	72	03/19	MINNESOTA	W	4-1	32-26-14
MINORS	33	12/15	PHILADELPHIA	T	4-4 OT	13-15-5	73	03/21	@ Toronto	W	3-1	32-26-14
	34	12/19	MONTREAL	W	6-4	14-15-5	74	03/22	BUFFALO	L	2-6	33-27-14
	35	12/21	@ New Jersey	T	1-1 OT	14-16-5	75	03/26	@ Quebec	W	5-4 OT	34-27-14
	36	12/22	ST. LOUIS	W	5-2	15-16-5	76	03/28	@ Hartford	W	3-1	35-27-14
MEDIA	37	12/26	@ St. Louis	L	1-3	15-17-5	77	03/29	TORONTO	W	5-1	36-27-14
	38	12/27	WINNIPEG	T	3-3 OT	15-18-5	78	03/31	@ Detroit	T	3-3 OT	36-27-15
	39	12/29	DETROIT	L	4-6	15-19-5	79	04/02	DETROIT	L	1-2	36-28-15
	40	12/31	@ Minnesota	L	2-6	15-19-6	80	04/04	@ St. Louis	L	3-5	36-29-15

PLAYER	GP	G	A	PTS	PIM	PLAYER	GP	G	A	PTS	PIM
ROENICK, JEREMY	80	53	50	103	98	DYKHUIS, KARL	6	1	3	4	4
LARMER, STEVE	80	29	45	74	65	*BISKAS, ROD	42	0	4	4	80
GOULET, MICHEL	75	22	41	63	69	*HRAKAC, TONY	18	1	2	3	6
CHELIOS, CHRIS	80	9	47	56	245	MCAMMOND, DEAN	5	0	2	2	0
*SUTER, BRENT	61	18	32	50	30	BELOUF, ED	52	0	2	2	40
GRAHAM, DIRK	80	17	30	47	89	HWIGILL, RYAN	9	0	2	2	20
NOONAN, BRIAN	65	19	12	31	81	WATTE, JIMMY	17	0	1	1	0
SMITH, STEVE	76	9	21	30	304	*LAUER, BRAD	6	0	0	0	4
HUDSON, MIKE	76	14	15	29	92	BYRAM, SHAWN	1	0	0	0	0
BROWN, KEITH	57	6	10	16	69	*JACKSON, JEFF	1	0	0	0	2
LEMEUX, JOCKEY	78	6	10	16	80	HLANZ, RICK	1	0	0	0	2
*BROWN, ROB	25	5	11	16	32	WILLIAMS, SEAN	2	0	0	0	4
#KORROY, STEVE	49	2	14	16	65	CONN, ROB	2	0	0	0	2
MARCHMENT, BRYAN	58	5	10	15	168	BENNETT, ADAM	5	0	0	0	12
*MATTEAU, STEPHANE	20	5	8	13	45	RUSSELL, CAM	19	0	0	0	34
KUCERA, FRANTISEK	61	3	10	13	36	HASEK, DOMINIK	20	0	0	0	8
GILBERT, GREG	50	7	5	12	35	LEBRANC, RAY	1	0	0	0	0
#CROUGHTON, ADAM	11	6	6	12	16	*GOLLIS, PAUL	2	0	0	0	6
PELUSO, MIKE	63	6	3	9	408						
KRAVCHUK, IGOR	18	1	8	9	4						
STARPLETON, MIKE	19	4	4	8	8						
VINCELETTE, DAN	29	3	5	8	56						
#THOMAS, STEVE	11	2	6	8	26						
#TONEILL, JOHN	33	1	7	8	37						
*HORACEK, TONY	12	1	4	5	21						
GRIMSON, STU	54	2	2	4	234						

* ACQUIRED IN SEASON # TRADED IN SEASON

GOALIES	GP	W	L	T	MINS	GA	SO	AVG
BELOUF, ED	52	21	18	10	2,928	132	5	2.7
HASEK, DOMINIK	20	10	4	1	1,014	44	1	2.6
WATTE, JIMMY	17	4	7	4	877	54	0	3.69
LEBRANC, RAY	1	1	0	0	60	1	0	1

1992-93 CHICAGO BLACKHAWKS

47-25-12, 106 POINTS, 1ST NORRIS DIVISION

GM	DATE	OPPONENT	RESULT	SCORE	RECORD	GM	DATE	OPPONENT	RESULT	SCORE	RECORD
1	10/07	@ Tampa Bay	L	3-7	0-1-0	49	01/07	TORONTO	W	5-3	27-16-6
2	10/10	@ St. Louis	W	3-0	1-1-0	50	01/09	@ Winnipeg	L	2-5	27-17-6
3	10/11	TAMPA BAY	T	4-4 OT	1-1-1	51	01/21	WASHINGTON	W	6-2	28-17-6
4	10/15	EDMONTON	L	3-4 OT	1-2-1	52	01/23	@ Hartford	W	6-2	29-17-6
5	10/17	@ Toronto	L	3-4	1-3-1	53	01/24	VANCOUVER	W	6-2	30-17-6
6	10/18	VANCOUVER	W	3-1	2-3-1	54	01/27	@ Vancouver	T	4-4 OT	30-17-7
7	10/21	@ Buffalo	L	1-4	2-4-1	55	01/29	@ San Jose	W	4-2	31-17-7
8	10/22	NEW JERSEY	L	5-6 OT	2-5-1	56	01/30	@ Los Angeles	T	2-2 OT	31-18-8
9	10/25	DETROIT	W	8-2	3-5-1	57	02/03	@ Detroit	L	0-5	31-18-8
10	10/29	PHILADELPHIA	T	5-5 OT	3-5-2	58	02/10	BOSTON	W	6-3	32-18-8
11	10/31	@ Boston	W	3-2	4-5-2	59	02/13	@ Pittsburgh	L	1-4	32-19-8
12	11/01	SAN JOSE	T	4-4 OT	4-5-3	60	02/14	DETROIT	L	3-5	32-20-8
13	11/05	@ Washington (A)	L	1-4	4-6-3	61	02/18	LOS ANGELES	W	7-2	33-20-8
14	11/05	TORONTO	W	1-0	5-6-3	62	02/21	CALGARY	W	4-3	34-20-8
15	11/07	@ Quebec	W	7-4	6-6-3	63	02/25	@ Tampa Bay	W	5-1	35-20-8
16	11/08	PITTSBURGH	W	7-2	7-6-3	64	02/27	@ Detroit	W	2-1	36-20-8
17	11/12	ST. LOUIS	W	1-0	8-6-3	65	02/28	ST. LOUIS	L	1-7	36-21-8
18	11/14	@ Minnesota	L	0-3	8-7-3	66	01/04	QUEBEC	T	3-3 OT	36-21-9
19	11/15	MINNESOTA	W	2-1	9-7-3	67	01/05	@ New Jersey	T	1-1 OT	36-21-10
20	11/17	@ Detroit	L	4-5	9-8-3	68	01/07	OTTAWA	W	4-2	37-21-10
21	11/19	@ Los Angeles	L	1-4	9-9-3	69	01/11	NY RANGERS	L	1-4	37-22-10
22	11/21	@ San Jose	W	2-1	10-9-3	70	01/14	@ Edmonton	W	5-4 OT	38-22-10
23	11/23	@ Vancouver	L	2-5	10-10-3	71	01/16	@ Calgary	W	1-0	39-22-10
24	11/27	@ Edmonton	W	8-1	11-10-3	72	01/20	@ Montreal	L	2-6	39-23-10
25	11/28	@ Calgary	W	5-2	12-10-3	73	01/23	TAMPA BAY	W	3-2	40-23-10
26	12/01	LOS ANGELES (B)	L	3-6	12-11-3	74	01/25	BUFFALO	L	4-6	40-24-10
27	12/03	TORONTO	W	4-3	13-11-3	75	01/28	@ NY Rangers	W	3-1	41-24-10
28	12/05	@ Toronto	T	2-2 OT	13-11-4	76	01/28	HARTFORD	W	3-0	42-24-10
29	12/06	MONTREAL	L	2-0	14-11-4	77	04/01	DETROIT	L	1-3	42-25-10
30	12/08	@ Detroit	W	3-2	15-11-4	78	04/03	@ St. Louis	T	3-3 OT	42-25-11
31	12/10	NY ISLANDERS	W	5-3	16-11-4	79	04/04	ST. LOUIS	W	5-4	43-25-11
32	12/12	@ Minnesota	W	3-0	17-11-4	80	04/08	@ NY Islanders	W	3-2	44-25-11
33	12/17	WINNIPEG	W	5-1	18-11-4	81	04/10	Tampa Bay	W	4-2	45-25-11
34	12/19	@ Philadelphia	L	1-3	18-12-4	82	04/11	TAMPA BAY	T	3-3 OT	45-25-12
35	12/20	MINNESOTA	W	4-0	19-12-4	83	04/13	@ Minnesota	W	3-2	46-25-12
36	12/23	@ Ottawa	W	4-2	20-12-4	84	04/15	TORONTO	W	3-2	47-25-12
37	12/26	ST. LOUIS	L	2-3 OT	20-13-4						
38	12/27	DETROIT	L	0-4	20-14-4						
39	12/29	@ Detroit	W	6-3	21-14-4						
40	01/01	TAMPA BAY	W	5-0	22-14-4						
41	01/02	@ Washington	T	2-2 OT	22-14-5						
42	01/05	WINNIPEG	W	4-1	23-14-5						
43	01/07	EDMONTON	T	3-3 OT	23-14-6						
44	01/09	@ St. Louis	L	1-4	23-15-6						
45	01/10	LOS ANGELES	L	4-5	23-16-6						
46	01/12	@ Minnesota	W	3-1	24-16-6						
47	01/14	MINNESOTA	W	3-1	25-16-6						
48	01/16	@ Toronto	W	5-3	26-16-6						



PLAYER	GP	G	A	PTS	PIM	PLAYER	GP	G	A	PTS	PIM
ROENICK, JEREMY	84	50	57	107	86	RUSSELL, CAM	67	2	4	6	159
CHELIOS, CHRIS	84	15	58	73	282	DYKHUIS, KARL	12	0	5	5	0
LARMER, STEVE	84	35	35	70	48	*MURRAY, TROY	22	1	3	4	25
SMITH, STEVE	78	10	47	57	214	BELOUR, ED	71	0	3	3	28
SUTTER, BRENT	65	20	34	54	67	GRIMSON, STU	78	1	1	2	185
RUUTTU, CHRISTIAN	84	17	37	54	134	BENNETT, ADAM	16	0	2	2	8
GOULET, MICHEL	63	25	21	44	43	LAUER, BRAD	7	0	1	1	2
GRAHAM, DIRK	84	20	17	34	139	TICHI, MILAN	15	0	1	1	30
MATTEAU, STEPHANE	79	15	18	33	98	*MULL, CRAIG	9	0	0	0	8
GILBERT, GREG	77	13	19	32	57	WATTE, JIMMY	20	0	0	0	0
LEMEUR, JOCKEY	81	10	19	31	111	KRIVOKRASOV, SERGEI	4	0	0	0	2
NOONAN, BRIAN	65	16	14	30	82	ANDREYSKY, ALEXANDER	1	0	0	0	0
MARCHMENT, BRYAN	78	5	15	20	315	*BANCROFT, STEVE	1	0	0	0	0
KUCERA, FRANTISEK	71	5	14	19	59	TEPPER, STEPHEN	1	0	0	0	0
CHRISTIAN, DAVE	60	4	14	18	12	BUSKAS, ROD	4	0	0	0	26
*MURPHY, JOE	19	7	10	17	18						
*KRIVCHUK, IGOR	38	6	9	15	30						
BROWN, KEITH	33	2	6	8	39						
BROWN, ROB	15	1	6	7	33						
*HUDSON, MIKE	36	1	6	7	44						

* ACQUIRED IN SEASON # TRADED IN SEASON

GOALIES	GP	W	L	T	MINS	GA	SO	AVG
BELOUR, ED	71	41	18	11	4,106	177	7	2.59
WATTE, JIMMY	20	6	7	1	996	49	2	2.9

1993-94 CHICAGO BLACKHAWKS

39-36-9, 87 POINTS, 5TH CENTRAL DIVISION

GM	DATE	OPPONENT	RESULT	SCORE	RECORD	GM	DATE	OPPONENT	RESULT	SCORE	RECORD
1	10/06	FLORIDA	T	4-4 OT	0-0-1	43	01/13	TAMPA BAY	W	1-0	21-16-4
2	10/09	@ Toronto	L	1-2	0-1-1	44	01/15	@ NY Islanders	T	5-5 OT	21-16-5
3	10/10	WINNIPEG	W	4-3 OT	1-1-1	45	01/16	NY RANGERS	L	1-5	21-19-5
4	10/12	@ Dallas	T	3-3 OT	1-1-2	46	01/25	@ Detroit	W	5-0	22-19-5
5	10/14	HARTFORD	L	2-6	1-2-2	47	01/27	DETROIT	L	3-4 OT	22-20-5
6	10/16	@ Winnipeg	L	0-1 OT	1-3-2	48	01/29	OTTAWA	T	3-3 OT	22-20-6
7	10/18	DALLAS	L	3-5	1-4-2	49	01/31	@ Ottawa	W	1-0	23-20-6
8	10/21	QUEBEC	W	3-2	2-4-2	50	02/02	@ Vancouver	L	4-6	23-21-6
9	10/23	DETROIT	W	4-2	3-4-2	51	02/04	@ Edmonton	W	3-1	24-21-6
10	10/26	ST. LOUIS	W	9-2	4-4-2	52	02/06	@ Anaheim	W	3-2	25-21-6
11	10/28	TORONTO	L	2-4	4-5-2	53	02/08	@ San Jose (A)	L	3-4	25-22-6
12	10/30	@ Pittsburgh	L	3-4	4-6-2	54	02/09	@ Los Angeles	L	2-4	25-23-6
13	10/31	PHILADELPHIA	L	6-9	4-7-2	55	02/11	@ San Jose	L	3-4	25-24-6
14	11/04	NY ISLANDERS	W	4-2	5-7-2	56	02/13	@ San Jose	L	0-1	25-25-6
15	11/07	EDMONTON	W	3-0	6-7-2	57	02/14	@ Calgary	W	4-2	26-25-6
16	11/11	PITTSBURGH	W	4-1	7-7-2	58	02/17	VANCOUVER	L	2-4	26-26-6
17	11/13	@ Toronto	W	3-2	8-7-2	59	02/18	@ Winnipeg	W	7-2	27-26-6
18	11/14	DALLAS	W	4-1	9-7-2	60	02/20	NEW JERSEY	T	1-1 OT	27-26-7
19	11/18	@ Florida	W	3-2	10-7-2	61	02/24	WINNIPEG	W	6-3	28-26-7
20	11/20	@ Tampa Bay	L	3-4	10-8-2	62	02/25	@ Buffalo	W	3-1	29-26-7
21	11/24	@ Edmonton	W	3-1	11-8-2	63	02/27	BOSTON	L	0-4	29-27-7
22	11/26	@ Calgary	W	6-3	12-8-2	64	03/05	CALGARY	W	4-2	30-27-7
23	11/29	@ Vancouver	L	1-2 OT	12-9-2	65	03/06	LOS ANGELES	T	3-3 OT	30-27-8
24	12/04	@ New Jersey	T	2-2 OT	12-9-3	66	03/08	ANAHEIM (B)	W	3-0	31-27-8
25	12/07	@ St. Louis	L	2-3	12-10-3	67	03/09	@ Los Angeles	W	4-0	32-27-8
26	12/11	@ Boston	W	5-4	13-10-3	68	03/11	@ Anaheim	W	3-2	33-27-8
27	12/12	SAN JOSE	W	2-1	14-10-3	69	03/15	VANCOUVER	W	5-2	34-27-8
28	12/15	@ Dallas	W	3-2	15-10-3	70	03/14	@ Quebec	L	1-5	34-28-8
29	12/18	@ Philadelphia	T	2-2 OT	15-10-4	71	03/16	@ Montreal	L	3-5	34-29-8
30	12/19	ANAHEIM	W	2-0	16-10-4	72	03/18	@ NY Rangers	W	7-3	35-29-8
31	12/21	@ Detroit	L	1-5	16-11-4	73	03/20	ST. LOUIS	L	3-4 OT	35-30-8
32	12/23	SAN JOSE	W	5-3	17-11-4	74	03/22	@ Detroit	L	1-3	35-31-8
33	12/26	@ St. Louis	L	2-3	17-12-4	75	03/24	MONTREAL	T	5-5 OT	35-31-9
34	12/27	TORONTO	W	5-2	18-12-4	76	03/27	DETROIT	L	1-3	35-32-9
35	12/29	@ Winnipeg	L	2-3	18-13-4	77	03/30	@ Hartford	L	2-3 OT	35-33-9
36	12/31	DALLAS	L	2-5	19-14-4	78	03/31	WASHINGTON	L	3-6	35-34-9
37	01/02	WINNIPEG	W	5-1	19-14-4	79	04/03	CALGARY	W	2-1	36-34-9
38	01/04	@ Dallas	W	2-1 OT	20-14-4	80	04/05	@ St. Louis	L	1-5	36-35-9
39	01/06	ANAHEIM	L	2-6	20-15-4	81	04/08	ST. LOUIS	W	6-1	37-35-9
40	01/08	@ Washington	L	1-4	20-16-4	82	04/10	LOS ANGELES	W	2-1	38-35-9
41	01/09	EDMONTON	L	2-4	20-17-4	83	04/12	@ Toronto	W	4-3	39-35-9
42	01/11	BUFFALO	L	2-5	20-18-4	84	04/14	TORONTO	L	4-6	39-36-9


PLAYER	GP	G	A	PTS	PIM	PLAYER	GP	G	A	PTS	PIM
ROENICK, JEREMY	84	46	61	107	125	KIMBLE, DARIN	65	4	2	6	133
MURPHY, JOE	81	31	39	70	111	*SUTER, GARY	16	2	3	5	18
CHELIOS, CHRIS	76	16	44	60	212	#MARCHMENT, BRYAN	13	1	4	5	42
SUTER, BRENT	73	9	29	38	43	*AMONTE, TONY	7	1	3	4	6
#NOONAN, BRIAN	64	14	21	35	57	#MUN, CRAIG	9	0	4	4	4
GRAHAM, DIRK	67	15	18	33	45	BELOU, ED	70	0	4	4	61
#MATEAU, STEPHANE	65	15	16	31	55	CHRISTIAN, DAVE	9	0	3	3	0
GOULET, MICHEL	56	16	14	30	26	KRIVONRASOV, SERGEI	9	1	0	1	4
RUUTTU, CHRISTIAN	54	9	20	29	68	DROPPA, IVAN	12	0	1	1	12
SMITH, STEVE	57	5	22	27	174	HACKETT, JEFF	22	0	1	1	2
SUTER, RICH	83	12	14	26	108	#MURRAY, TROY	12	0	1	1	6
*WEINRICH, ERIC	54	3	23	26	31	SOUCY, CHRISTIAN	1	0	0	0	0
*POULIN, PATRICK	58	12	13	25	40	HORACEK, TONY	7	0	0	0	53
#LEMIEUX, JOCELYN	66	12	8	20	63	*DIRK, ROBERT	6	0	0	0	26
#KUCERA, JACENTSEK	60	4	13	17	34	*SMITH, GREG	38	0	0	0	108
SHANTZ, JEFF	52	3	13	16	30						
WILKINSON, NEIL	72	3	9	12	106						
#TODD, KEVIN	35	5	6	11	16						
*SEBASTIEN, PAUL	11	5	3	8	8						
*CARNEY, KEITH	30	3	5	8	35						
DUBINSKY, STEVE	27	2	6	8	16						
RUSSEL, CAM	67	1	7	8	200						
*CONNEYWORTH, RANDY	16	4	3	7	13						

* ACQUIRED IN SEASON # TRADED IN SEASON

GOALIES	GP	W	L	T	MINS	GA	SO	AVG
SOUCY, CHRISTIAN	1	0	0	0	3	0	0	0
BELOU, ED	70	37	24	6	3,998	178	7	2.67
HACKETT, JEFF	22	2	12	3	1,084	62	0	3.45

1994-95 CHICAGO BLACKHAWKS 24-19-5, 53 POINTS, 3RD CENTRAL DIVISION

GM	DATE	OPPONENT	RESULT	SCORE	RECORD	GM	DATE	OPPONENT	RESULT	SCORE	RECORD
1	01/20	@ Detroit	L	1-4	0-1-0	42	04/21	WINNIPEG	L	1-2	19-19-5
2	01/23	@ Winnipeg	L	3-5	0-2-0	43	04/25	@ St. Louis	T	2-2 OT	20-19-5
3	01/25	EDMONTON	W	5-1	1-2-0	44	04/25	VANCOUVER	W	4-3 OT	20-19-5
4	01/27	TORONTO	W	4-1	2-2-0	45	04/27	DALLAS	W	5-1	21-19-5
5	01/29	@ Los Angeles	W	6-3	3-2-0	46	04/30	@ Detroit	W	4-0	22-19-5
6	01/30	@ San Jose	L	1-2	3-3-0	47	05/01	WINNIPEG	W	3-2	23-19-5
7	02/01	@ Edmonton	W	7-0	4-3-0	48	05/05	LOS ANGELES	W	5-1	24-19-5
8	02/05	@ Calgary	W	4-3 OT	5-3-0	NOTE: 1994-95 season shortened to 48 games due to 104-day lockout (Oct. 1, 1994-Jan. 11, 1995).					
9	02/05	@ Vancouver	W	9-4	6-3-0						
10	02/07	@ Anaheim	W	3-0	7-3-0						
11	02/09	@ St. Louis	W	5-0	8-3-0						
12	02/15	@ Toronto	L	2-4	8-4-0						
13	02/16	CALGARY	T	2-2 OT	8-4-1						
14	02/19	EDMONTON	W	4-1	9-4-1						
15	02/20	SAN JOSE	W	3-2	10-4-1						
16	02/25	DETROIT	L	2-4	10-5-1						
17	02/26	@ Dallas	W	2-1	11-5-1						
18	02/28	@ Los Angeles	W	8-4	12-5-1						
19	03/01	@ Anaheim	L	1-3	12-6-1						
20	03/03	@ Edmonton	W	5-2	13-6-1						
21	03/05	ANAHEIM	W	3-0	14-6-1						
22	03/07	CALGARY	L	3-6	14-7-1						
23	03/09	LOS ANGELES	L	3-4	14-8-1						
24	03/11	@ Toronto	T	2-2 OT	14-8-2						
25	03/13	@ Dallas	L	2-4	14-9-2						
26	03/16	VANCOUVER	W	9-2	15-9-2						
27	03/19	@ Winnipeg	W	3-2	16-9-2						
28	03/21	@ San Jose	W	7-3	17-9-2						
29	03/25	@ Vancouver	W	3-1	18-9-2						
30	03/26	ANAHEIM	W	5-2	19-9-2						
31	03/29	ST. LOUIS	L	1-5	19-10-2						
32	03/31	TORONTO	T	3-3 OT	19-10-3						
33	04/02	DALLAS	L	1-2	19-11-3						
34	04/04	@ Calgary	L	2-3	19-12-3						
35	04/05	@ Winnipeg	L	1-4	19-13-3						
36	04/09	DETROIT	L	1-4	19-14-3						
37	04/12	SAN JOSE	L	2-3	19-15-3						
38	04/14	DETROIT	L	1-3	19-16-3						
39	04/16	@ Dallas	L	0-2	19-17-3						
40	04/17	TORONTO	L	1-3	19-18-3						
41	04/19	ST. LOUIS	T	2-2 OT	19-18-4						



PLAYER	GP	G	A	PTS	PIM	PLAYER	GP	G	A	PTS	PIM
NICHOLLS, BERNIE	48	22	29	51	32	BELFOUR, ED	42	0	3	3	11
MURPHY, JOE	40	25	18	41	89	DAZE, ERIC	4	1	1	2	2
CHELIUS, CHRIS	48	5	33	38	72	JOHANSSON, ROGER	11	1	0	1	6
SUTER, GARY	48	10	27	37	42	CARNEY, KEITH	18	1	0	1	11
AMONTE, TONY	48	15	20	35	41	HORACEK, TONY	19	0	1	1	25
ROSENCK, JEREMY	35	10	24	34	14	*WATTE, JIMMY	2	0	0	0	0
POULIN, PATRICK	45	15	15	30	53	GAUTHIER, DANIEL	5	0	0	0	0
KRIVOKRASKO, SERGEI	41	12	7	19	33	HACKETT, JEFF	7	0	0	0	0
SHANTZ, JEFF	45	6	12	18	33	KIMBLE, DARIN	14	0	0	0	30
SUTTER, BRENT	47	7	8	15	51	*SUTTER, RICH	15	0	0	0	28
GRAHAM, DIRK	40	4	9	13	42	DUBINSKY, STEVE	16	0	0	0	8
WEINRICK, ERIC	48	3	10	13	33	* ACQUIRED IN SEASON # TRADED IN SEASON					
SMITH, STEVE	48	1	12	13	128						
*HYSEBART, PAUL	15	4	5	9	6						
*SAVARD, DENIS	12	4	4	8	8						
*GRAVEN, MURRAY	16	4	3	7	2						
*RIJUTIL, CHRISTIAN	20	2	5	7	6						
GRIEVE, BRENT	24	1	5	6	23						
*CUMMINS, JIM	27	3	1	4	117						
*DROUCK, GERALD	15	1	0	1	48						
RUSSELL, CAM	35	1	3	4	88						
SMYTH, GREG	22	0	5	3	33						

GOALIES	GP	W	L	T	MINS	GA	SO	AVG
BELFOUR, ED	42	22	15	3	2,450	95	5	2.28
HACKETT, JEFF	7	1	3	2	328	13	0	2.38
WATTE, JIMMY	2	1	1	0	119	5	0	2.52

LEADERSHIP

PLAYERS

2013-14

OPPONENTS

TRADITION

RECORDS

PLAYOFFS

HISTORY

MINORS

NHL

MEDIA

1995-96 CHICAGO BLACKHAWKS

40-28-14, 94 POINTS, 2ND CENTRAL DIVISION

	GM	DATE	OPPONENT	RESULT	SCORE	RECORD	GM	DATE	OPPONENT	RESULT	SCORE	RECORD
LEADERSHIP	1	10/07	@ San Jose	W	4-3	1-0-0	42	01/06	@ Detroit	L	0-3	20-14-8
	2	10/10	@ Los Angeles	L	5-6 OT	1-1-0	43	01/07	DALLAS	W	5-2	21-14-8
	3	10/12	PITTSBURGH	W	5-1	2-1-0	44	01/09	@ NY Islanders	T	3-3 OT	21-14-9
	4	10/14	@ Hartford	L	2-3	2-2-0	45	01/12	ANAHEIM	W	3-0	22-14-9
	5	10/15	CALGARY	T	1-1 OT	2-2-1	46	01/14	LOS ANGELES	W	5-2	23-14-9
PLAYERS	6	10/17	@ Florida	W	6-3	3-2-1	47	01/17	WASHINGTON	L	2-3	23-15-9
	7	10/19	TAMPA BAY	L	1-4	3-3-1	48	01/22	@ Ottawa	W	7-3	24-15-9
	8	10/21	@ St. Louis	W	4-1	4-3-1	49	01/24	@ Toronto	T	2-2 OT	24-15-10
	9	10/22	PHILADELPHIA	W	5-4	5-3-1	50	01/25	SAN JOSE	W	2-1	25-15-10
	10	10/26	TORONTO	L	1-2	5-4-1	51	01/27	DETROIT	T	5-5 OT	25-15-11
2013-14	11	10/28	@ Montreal	L	3-5	5-5-1	52	01/31	@ Edmonton	W	4-0	26-15-11
	12	10/29	BUFFALO	W	6-3	6-5-1	53	02/03	@ San Jose	W	4-1	27-15-11
	13	11/01	@ Dallas	T	1-1 OT	6-5-2	54	02/04	@ Anaheim	W	4-1	28-15-11
	14	11/05	COLORADO	L	3-7	6-6-2	55	02/06	@ Los Angeles	W	5-2	29-15-11
	15	11/09	VANCOUVER	W	5-2	7-6-2	56	02/08	@ St. Louis	W	6-1	30-15-11
OPPONENTS	16	11/11	@ Washington	W	4-1	8-6-2	57	02/10	@ Pittsburgh	L	3-6	30-16-11
	17	11/12	EDMONTON	T	4-4 OT	8-6-3	58	02/15	BOSTON	W	3-0	31-16-11
	18	11/14	@ Winnipeg	L	5-6 OT	8-7-3	59	02/18	EDMONTON	W	4-1	32-16-11
	19	11/16	NY RANGERS	W	3-1	9-7-3	60	02/22	ST. LOUIS	L	3-4 OT	32-17-11
	20	11/19	SAN JOSE	L	2-3	9-8-3	61	02/23	@ Winnipeg	L	0-1 OT	32-18-11
TRADITION	21	11/22	@ Colorado	L	2-6	9-9-3	62	02/25	@ Philadelphia	L	2-3	32-19-11
	22	11/24	@ Anaheim	W	5-4 OT	10-9-3	63	02/29	COLORADO	W	4-3	33-19-11
	23	11/26	@ Calgary	T	2-2 OT	10-9-4	64	03/01	@ Colorado	L	3-5	33-20-11
	24	11/28	@ Edmonton	W	5-3	11-9-4	65	03/05	DETROIT	L	2-6	33-21-11
	25	11/29	@ Vancouver	T	2-2 OT	11-9-5	66	03/05	@ Tampa Bay	L	0-2	33-22-11
RECORDS	26	12/02	@ Winnipeg	T	2-2 OT	11-9-6	67	03/08	LOS ANGELES	L	2-4	33-23-11
	27	12/06	@ NY Rangers	T	5-5 OT	11-9-7	68	03/11	FLORIDA	W	8-4	34-23-11
	28	12/07	OTTAWA	L	2-5	11-10-7	69	03/14	VANCOUVER	W	5-1	35-23-11
	29	12/10	HARTFORD	W	4-1	12-10-7	70	03/17	NY ISLANDERS	W	5-1	36-23-11
	30	12/13	@ Detroit	L	1-3	12-11-7	71	03/20	CALGARY	L	2-3	36-24-11
PLAYOFFS	31	12/15	MONTREAL	L	1-4	12-12-7	72	03/22	@ New Jersey	W	4-2	37-24-11
	32	12/17	WINNIPEG	W	3-1	13-12-7	73	03/24	ANAHEIM	T	2-2 OT	37-24-12
	33	12/20	@ Toronto	W	4-2	14-12-7	74	03/27	@ Calgary	L	0-1	37-25-12
	34	12/21	TORONTO	T	3-3 OT	14-12-8	75	03/29	@ Vancouver	L	2-4	37-26-12
	35	12/23	@ Dallas	W	2-0	15-12-8	76	03/31	DALLAS	W	5-3	38-26-12
HISTORY	36	12/26	DALLAS	W	5-3	16-12-8	77	04/03	@ Toronto	W	5-2	39-26-12
	37	12/28	WINNIPEG	W	4-3	17-12-8	78	04/05	@ Dallas	T	3-3 OT	39-26-15
	38	12/29	@ Buffalo	W	5-2	18-12-8	79	04/07	DETROIT	L	1-4	39-27-15
	39	12/31	NEW JERSEY	W	5-0	19-12-8	80	04/11	TORONTO	W	5-2	40-27-15
	40	01/02	@ Boston	W	5-2	20-12-8	81	04/12	@ Detroit	L	3-5	40-28-15
MINORS	41	01/04	ST. LOUIS	L	1-3	20-13-8	82	04/14	ST. LOUIS	T	2-2 OT	40-28-14
NHL												
MEDIA												

1996-97 CHICAGO BLACKHAWKS

34-35-13, 81 POINTS, 5TH CENTRAL DIVISION

GM	DATE	OPPONENT	RESULT	SCORE	RECORD	GM	DATE	OPPONENT	RESULT	SCORE	RECORD
1	10/05	@ Washington	W	5-2	1-0-0	42	01/02	PHOENIX	L	2-4	15-21-6
2	10/06	@ St. Louis	W	4-1	2-0-0	43	01/05	DETROIT	T	5-5 OT	15-21-7
3	10/09	ANAHEIM	L	0-2	2-1-0	44	01/08	EDMONTON	W	4-1	16-21-7
4	10/11	COLORADO	L	0-2	2-2-0	45	01/10	@ New Jersey	T	3-3 OT	16-21-8
5	10/13	DALLAS	L	3-5	2-3-0	46	01/11	@ Detroit	W	3-1	17-21-8
6	10/15	@ Toronto	W	3-1	3-3-0	47	01/13	TAMPA BAY	L	0-2	17-22-8
7	10/17	DETROIT	W	2-1	4-3-0	48	01/20	@ Buffalo	L	1-2	17-23-8
8	10/20	LOS ANGELES	W	2-1	5-3-0	49	01/22	VANCOUVER	L	3-4 OT	17-24-8
9	10/24	ST. LOUIS	W	6-4	6-3-0	50	01/24	TORONTO	L	1-2 OT	17-25-8
10	10/25	@ Detroit	T	2-2 OT	6-3-1	51	01/25	@ NY Islanders	L	2-3	17-26-8
11	10/27	SAN JOSE	L	2-6	6-4-1	52	01/27	@ NY Rangers	W	2-1	18-26-8
12	10/29	@ Tampa Bay	T	2-2 OT	6-4-2	53	02/01	@ Los Angeles	W	3-2	19-26-8
13	10/30	@ Florida	L	2-3	6-5-2	54	02/05	@ San Jose	W	4-2	20-26-8
14	11/01	@ Dallas	W	3-2 OT	7-5-2	55	02/06	@ Phoenix	L	2-3	20-27-8
15	11/03	EDMONTON	W	4-2	8-5-2	56	02/08	@ Colorado	W	4-2	21-27-8
16	11/07	NEW JERSEY	L	2-4	8-6-2	57	02/13	SAN JOSE	W	3-3	22-27-8
17	11/09	@ Philadelphia	W	4-1	9-6-2	58	02/15	NY RANGERS	W	2-0	23-27-8
18	11/10	OTTAWA	W	2-0	10-6-2	59	02/17	@ St. Louis	L	2-4	23-28-8
19	11/14	CALGARY	L	1-2 OT	10-7-2	60	02/20	BOSTON	W	5-3	24-28-8
20	11/15	@ Ottawa	L	3-4	10-8-2	61	02/22	@ Pittsburgh	W	5-2	25-28-8
21	11/17	LOS ANGELES	L	2-4	10-9-2	62	02/25	DALLAS	L	0-1	25-29-8
22	11/19	@ Edmonton	T	4-4 OT	10-9-3	63	02/26	@ Hartford	T	2-2 OT	25-29-9
23	11/21	@ Vancouver	L	1-2 OT	10-10-3	64	03/01	@ Colorado	L	1-2	25-30-9
24	11/22	@ Calgary	W	5-2	11-10-3	65	03/02	@ Phoenix	W	4-0	26-30-9
25	11/27	@ San Jose	L	2-3	11-11-3	66	03/05	@ Vancouver	T	1-1 OT	26-31-10
26	11/29	@ Anaheim	L	0-2	11-12-3	67	03/08	PHOENIX	L	0-2	26-31-11
27	11/30	@ Los Angeles	W	5-3	12-12-3	68	03/10	VANCOUVER	T	2-2 OT	26-31-11
28	12/06	MONTREAL	L	1-3	12-13-3	69	03/12	@ Toronto	W	3-2	27-31-11
29	12/07	@ Montreal	L	2-3	12-14-3	70	03/14	@ Dallas	T	4-4 OT	27-31-12
30	12/09	TORONTO	L	1-3	12-15-3	71	03/16	NY ISLANDERS	W	5-4	28-31-12
31	12/12	@ Detroit	L	2-6	12-16-3	72	03/20	PHOENIX	L	2-4	29-32-12
32	12/13	@ St. Louis	W	4-1	13-16-3	73	03/25	DETROIT	W	5-3	29-32-12
33	12/15	PITTSBURGH	W	2-1	14-16-3	74	03/26	WASHINGTON	W	5-3	30-32-12
34	12/18	DALLAS	L	2-3 OT	14-17-3	75	03/28	ANAHEIM	L	3-4	30-33-12
35	12/20	FLORIDA	L	1-3	14-18-3	76	03/30	BUFFALO	W	3-2	31-33-12
36	12/22	PHILADELPHIA	T	2-2 OT	14-18-4	77	04/01	@ Anaheim	T	3-3 OT	31-33-13
37	12/23	@ Boston	T	3-3 OT	14-18-5	78	04/03	@ Edmonton	L	2-4	31-34-13
38	12/26	ST. LOUIS	T	4-4 OT	14-18-6	79	04/06	@ Calgary	W	2-1	32-34-13
39	12/28	@ Toronto	L	4-5	14-19-6	80	04/09	ST. LOUIS	L	0-1	32-35-13
40	12/29	HARTFORD	W	4-3	15-19-6	81	04/11	CALGARY	W	7-3	33-35-13
41	12/31	COLORADO	L	1-4	15-20-6	82	04/13	@ Dallas	W	5-2	34-35-13

PLAYER	GP	G	A	PTS	PIM	PLAYER	GP	G	A	PTS	PIM
AMONTE, TONY	81	41	36	77	64	LAFAMME, CHRISTIAN	4	0	1	1	2
ZHAMNOV, ALEX	74	20	42	62	56	GRONMAN, TUOMAS	16	0	1	1	15
CHELIUS, CHRIS	72	10	38	48	112	HACKETT, JEFF	41	0	1	1	6
DAZE, ERIC	71	22	19	41	16	KUMOVICH, SERGEI	1	0	0	0	2
CRAVEN, MURRAY	75	8	27	35	12	WATE, JIMMY	2	0	0	0	0
WEINRICH, ERIC	81	7	25	32	62	DUBINSKY, STEVE	5	0	0	0	0
MOREAU, ETHAN	82	15	16	31	123	#PROKOPEC, MIKE	6	0	0	0	6
MILLER, KEVIN	69	14	17	31	41	*TERRELL, CHRIS	7	0	0	0	0
SHANTZ, JEFF	69	9	21	30	28	CHYZOWSKI, DAVE	8	0	0	0	6
SUTER, GARY	82	7	21	28	70	MORAE, BASIL	8	0	0	0	12
SAVARD, DENIS	69	9	18	27	60	SMITH, STEVE	21	0	0	0	29
KRIVOKRASOV, SERGEI	67	13	11	24	42	#BELFOUR, ED	33	0	0	0	26
BLACK, JAMES	64	12	11	23	20						
PROBERT, BOB	82	9	14	23	526						
CARNEY, KBITH	81	3	15	18	62						
SUTTER, BRENT	39	7	7	14	18						
*DAHLIN, Ulf	30	6	8	14	10						
CUMMINGS, JIM	65	6	6	12	199						
*SYDORA, MICHAEL	28	1	9	10	10						
OKONEC, ENRICO	67	2	2	4	233						
CROGHAN, ADAM	19	1	2	3	13						
ROUSSELL, GARY	44	1	1	2	65						
LEBOUX, JEAN-YVES	1	0	1	1	5						

* ACQUIRED IN SEASON # TRADED IN SEASON

GOALIES	GP	W	L	T	MINS	GA	SO	AVG
BELFOUR, ED	33	11	15	6	1,966	88	1	2.69
HACKETT, JEFF	41	19	18	4	2,475	89	2	2.16
TERRELL, CHRIS	7	4	1	2	429	19	0	2.66
WATE, JIMMY	2	0	1	1	105	7	0	4

1997-98 CHICAGO BLACKHAWKS

30-39-13, 73 POINTS, 5TH CENTRAL DIVISION

	GM	DATE	OPPONENT	RESULT	SCORE	RECORD	GM	DATE	OPPONENT	RESULT	SCORE	RECORD
LEADERSHIP	1	10/01	@ Phoenix	L	2-6	0-1-0	42	01/05	CALGARY	T	1-1 OT	15-18-9
	2	10/04	@ San Jose	L	2-3	0-2-0	43	01/09	PHOENIX	L	2-4	15-19-9
	3	10/09	TAMPA BAY	L	1-4	0-3-0	44	01/10	@ Toronto	W	4-3	16-19-9
	4	10/10	@ Dallas	L	0-7	0-4-0	45	01/12	VANCOUVER	W	3-2	17-19-9
	5	10/15	@ Phoenix	L	1-2	0-5-0	46	01/14	@ Carolina	W	4-1	18-19-9
	6	10/15	WASHINGTON	L	0-2	0-6-0	47	01/15	@ Washington	L	2-3	18-20-9
	7	10/17	ST. LOUIS	L	0-2	0-7-0	48	01/20	NY ISLANDERS	W	5-2	19-20-9
	8	10/19	BUFFALO	W	5-2	1-7-0	49	01/22	TORONTO	L	0-3	19-21-9
	9	10/22	@ NY Rangers	W	1-0	2-7-0	50	01/24	ST. LOUIS	W	5-4	20-21-9
PLAYERS	10	10/24	DALLAS	L	0-2	2-8-0	51	01/29	@ San Jose	W	3-0	21-21-9
	11	10/26	CAROLINA	L	2-3	2-9-0	52	01/31	@ Los Angeles	L	0-3	21-22-9
	12	10/27	@ Montreal	L	2-4	2-10-0	53	02/01	@ Anaheim	L	3-4 OT	21-23-9
2013-14	13	10/29	VANCOUVER	W	3-0	3-10-0	54	02/05	@ Phoenix	W	4-2	22-23-9
	14	10/31	SAN JOSE	W	5-3	4-10-0	55	02/05	@ Colorado	L	2-4	22-24-9
	15	11/02	PITTSBURGH	W	3-1	5-10-0	56	02/07	@ Dallas	L	1-3	22-25-9
	16	11/06	ST. LOUIS	W	2-1	6-10-0	57	02/06	LOS ANGELES	L	4-7	22-26-9
	17	11/08	@ NY Islanders	W	4-2	7-10-0	58	02/28	@ Colorado	W	4-0	23-26-9
	18	11/10	CALGARY	T	1-1 OT	7-10-1	59	03/01	DALLAS	T	2-2 OT	23-28-10
	19	11/11	@ Toronto	L	2-5	7-11-1	60	03/05	@ St. Louis	L	3-5	23-27-10
OPPONENTS	20	11/15	TORONTO	L	1-2	7-12-1	61	03/05	@ Pittsburgh	T	2-2 OT	23-27-11
	21	11/16	DETROIT	T	3-3 OT	7-12-2	62	03/07	@ Boston	W	2-1	24-27-11
	22	11/19	@ Anaheim	W	4-0	8-12-2	63	03/09	EDMONTON	L	3-4 OT	24-28-11
	23	11/20	@ Los Angeles	L	3-4	8-13-2	64	03/12	@ Detroit	L	0-3	24-29-11
	24	11/22	@ Vancouver	W	5-4 OT	9-13-2	65	03/14	@ Tampa Bay	L	0-1	24-30-11
	25	11/25	@ Edmonton	T	2-2 OT	9-13-3	66	03/15	@ Florida	W	8-4	25-30-11
TRADITION	26	11/27	@ Calgary	T	2-2 OT	9-13-4	67	03/17	@ Buffalo	W	5-3	26-30-11
	27	11/29	@ Ottawa	W	3-2	10-13-4	68	03/19	MONTREAL	W	1-0	27-30-11
	28	12/04	COLORADO	L	1-2	10-14-4	69	03/22	BOSTON	W	1-0	28-30-11
	29	12/07	EDMONTON	T	3-3 OT	10-14-5	70	03/25	@ Detroit	T	5-5 OT	28-30-12
	30	12/10	PHOENIX	T	3-3 OT	10-14-6	71	03/25	ANAHEIM	L	2-3	28-31-12
RECORDS	31	12/12	PHILADELPHIA	L	2-3	10-15-6	72	03/27	OTTAWA	W	2-1	29-31-12
	32	12/14	SAN JOSE	L	1-2	10-16-6	73	03/29	FLORIDA	L	0-4	29-32-12
	33	12/16	@ Calgary	L	3-4 OT	10-17-6	74	03/31	@ Philadelphia	L	2-3	29-33-12
	34	12/17	@ Edmonton	T	0-0 OT	10-17-7	75	04/02	COLORADO	W	2-1	30-33-12
	35	12/20	@ Vancouver	W	5-0	11-17-7	76	04/04	DETROIT	L	2-3	30-34-12
	36	12/22	LOS ANGELES	L	0-1	11-18-7	77	04/05	NY RANGERS	L	1-2 OT	30-35-12
PLAYOFFS	37	12/26	@ St. Louis	W	4-1	12-18-7	78	04/09	@ St. Louis	L	2-3	30-36-12
	38	12/28	ANAHEIM	W	2-0	13-18-7	79	04/12	PHOENIX	L	1-2	30-37-12
	39	12/30	@ New Jersey	W	6-2	14-18-7	80	04/15	@ Toronto	L	2-3	30-38-12
	40	01/01	TORONTO	T	3-3 OT	14-18-8	81	04/16	NEW JERSEY	T	1-1 OT	30-39-13
	41	01/04	DETROIT	W	3-1	15-18-8	82	04/18	@ Dallas	L	1-3	30-39-15

PLAYER	GP	G	A	PTS	PIM	PLAYER	GP	G	A	PTS	PIM
AMONTE, TONY	82	31	42	73	66	MILLS, CRAIG	20	0	3	3	34
ZHAMNOV, ALEX	70	21	28	49	61	RUSSELL, CAM	40	1	1	2	79
DAZE, ERIC	80	31	11	42	22	*MORE, JAY	17	0	2	2	8
SUTER, GARY	73	14	28	42	74	*HUMPHRIES, JIM	55	0	2	2	178
CELUOS, CHRIS	81	3	39	42	151	WHITE, TODD	7	1	0	1	2
*JOHNSON, GREG	69	11	22	33	38	YAWNEY, TRENT	45	1	0	1	76
SHANTZ, JEFF	61	11	20	31	36	*VANDENBUSSCHE, RYAN	4	0	1	1	5
KRIVOKRASOV, SERGEI	58	10	13	23	33	*SKALDE, JARRID	7	0	1	1	4
WEINRICH, ERIC	82	2	21	23	106	TERRELL, CHRIS	21	0	1	1	2
MOREAU, ETHAN	54	9	9	18	73	HUSKA, RYAN	1	0	0	0	0
DUBINSKY, STEVE	82	5	13	18	57	VARIS, PETRI	1	0	0	0	0
BLACK, JAMES	52	10	5	15	8	GENDRON, MARTIN	2	0	0	0	0
*CARNEY, KEITH	60	2	13	15	73	TREFLOV, ANDREI	6	0	0	0	0
LEBOUX, JEAN-YVES	66	6	7	13	55	CLEARY, DAN	6	0	0	0	0
*KILGER, CHAD	22	3	8	11	6	HACKETT, JEFF	58	0	0	0	8
NABOKOV, DMITRI	25	7	4	11	10						
MILLER, KEVIN	37	4	7	11	8						
LARLAMME, CHRISTIAN	72	0	11	11	59						
SUTTER, BRENT	52	2	6	8	28						
*SIMPSON, REID	38	3	2	5	102						
FELSNER, BRIAN	12	1	3	4	12						
SYKORA, MICHAL	28	1	3	4	12						
PROBERT, BOB	14	2	1	3	48						

GOALIES	GP	W	L	T	MIN	GA	SO	AVG
HACKETT, JEFF	58	21	25	13	3,441	126	8	2.21
TERRELL, CHRIS	21	8	10	2	1,222	49	2	2.2
TREFLOV, ANDREI	6	1	4	0	299	17	0	3.41

* ACQUIRED IN SEASON # TRADED IN SEASON

1998-99 CHICAGO BLACKHAWKS

29-41-12, 70 POINTS, 3RD CENTRAL DIVISION

GM	DATE	OPPONENT	RESULT	SCORE	RECORD	GM	DATE	OPPONENT	RESULT	SCORE	RECORD
1	10/10	NEW JERSEY	W	5-2	1-0-0	42	01/02	@ Colorado	L	1-4	11-25-6
2	10/13	@ Dallas	L	1-3	1-1-0	43	01/05	@ NY Rangers	W	3-1	12-25-6
3	10/15	ANAHEIM	L	3-5	1-2-0	44	01/07	PHOENIX	T	1-1 OT	12-25-7
4	10/17	DALLAS	W	4-3	2-2-0	45	01/11	MONTREAL	W	3-0	13-25-7
5	10/19	@ Montreal	W	2-1	3-2-0	46	01/27	@ Edmonton	W	4-3 OT	14-25-7
6	10/22	SAN JOSE	T	2-2 OT	3-2-1	47	01/28	@ Calgary	T	6-6 OT	14-25-8
7	10/24	NASHVILLE	W	5-4	4-2-1	48	01/30	@ Vancouver	L	2-3	14-26-8
8	10/28	@ Carolina	L	0-2	4-3-1	49	02/01	@ San Jose	L	1-5	14-27-8
9	10/30	FLORIDA	L	3-7	4-4-1	50	02/03	@ Anaheim	L	0-3	14-28-8
10	11/01	CALGARY	L	1-4	4-5-1	51	02/04	@ Los Angeles	L	2-3	14-29-8
11	11/04	@ Florida	L	1-2	4-6-1	52	02/06	@ Phoenix	L	0-3	14-30-8
12	11/06	@ Tampa Bay	T	2-2 OT	4-6-2	53	02/10	SAN JOSE	L	2-5	14-31-8
13	11/08	EDMONTON	L	2-3 OT	4-7-2	54	02/12	DETROIT	L	1-2	14-32-8
14	11/10	@ St. Louis	L	2-5	4-8-2	55	02/13	@ Toronto	W	6-2	15-32-8
15	11/12	TORONTO	L	3-10	4-9-2	56	02/15	@ Ottawa	L	2-6	15-33-8
16	11/14	@ Buffalo	L	1-6	4-10-2	57	02/17	VANCOUVER	W	4-0	16-33-8
17	11/15	OTTAWA	T	2-2 OT	4-10-3	58	02/19	@ Dallas	L	1-5	16-34-8
18	11/17	@ Nashville	W	2-1	5-10-3	59	02/21	BOSTON	L	3-6	16-35-8
19	11/21	@ Los Angeles	L	0-5	5-11-3	60	02/24	@ St. Louis	W	3-1	17-35-8
20	11/22	@ Anaheim	L	1-4	5-12-3	61	02/26	LOS ANGELES	L	1-2	17-36-8
21	11/24	@ Phoenix	L	2-3	5-13-3	62	02/28	ST. LOUIS	L	1-3	17-37-8
22	11/28	@ Calgary	L	4-5	5-14-3	63	03/06	@ San Jose	W	4-0	18-37-8
23	11/29	@ Edmonton	W	3-2	6-14-3	64	03/07	@ Vancouver	T	2-2 OT	18-37-9
24	12/03	ANAHEIM	W	4-1	7-14-3	65	03/10	NASHVILLE	W	5-2	19-37-9
25	12/06	TAMPA BAY	W	7-5	8-14-3	66	03/12	@ Nashville	L	3-5	19-38-9
26	12/08	@ Detroit	L	2-3	8-15-3	67	03/14	ST. LOUIS	L	2-5	19-39-9
27	12/09	EDMONTON	W	3-1	9-15-3	68	03/17	CALGARY	W	3-1	20-39-9
28	12/11	TORONTO	L	2-3	9-16-3	69	03/20	@ Colorado	T	5-5 OT	20-39-10
29	12/13	DALLAS	T	2-2 OT	9-16-4	70	03/21	COLORADO	W	4-3	21-39-10
30	12/17	WASHINGTON	L	1-3	9-17-4	71	03/23	@ Pittsburgh	L	2-5	21-40-10
31	12/19	@ Philadelphia	L	2-3	9-18-4	72	03/25	@ Boston	T	3-3 OT	21-40-11
32	12/20	LOS ANGELES	L	1-4	9-19-4	73	03/27	@ New Jersey	T	4-4 OT	21-40-12
33	12/23	PHOENIX	W	4-3	10-19-4	74	03/28	ST. LOUIS	W	3-1	22-40-12
34	12/26	PHILADELPHIA	L	1-3	10-20-4	75	03/31	BUFFALO	W	2-1	23-40-12
35	12/31	NY ISLANDERS	W	1-0	11-20-4	76	04/02	@ Detroit	L	3-5	23-41-12
36	01/02	@ Detroit	L	2-5	11-21-4	77	04/03	CAROLINA	W	2-1	24-41-12
37	01/05	DETROIT	L	1-3	11-22-4	78	04/05	VANCOUVER	W	2-1	25-41-12
38	01/05	@ NY Islanders	T	1-1 OT	11-23-4	79	04/08	NY RANGERS	W	6-2	26-41-12
39	01/07	@ St. Louis	L	2-4	11-23-5	80	04/12	@ Washington	W	4-2	27-41-12
40	01/09	@ Nashville	T	3-3 OT	11-23-6	81	04/15	NASHVILLE	W	4-2	28-41-12
41	01/10	COLORADO	L	2-3 OT	11-24-6	82	04/17	DETROIT	W	3-2	29-41-12

PLAYER	GP	G	A	PTS	PIM	PLAYER	GP	G	A	PTS	PIM
AMONTE, TONY	82	44	31	75	60	MCQUEEN, PAUL	10	0	4	4	0
ZHAMNOV, ALEX	76	20	41	61	50	SHANTZ, JEFF	7	1	0	1	4
GILMOUR, DOUG	72	16	40	56	56	JANSSENS, MARK	60	1	0	1	65
DAZE, ERIC	72	22	20	42	22	FITZPATRICK, MARK	27	0	1	1	8
*CHELIOS, CHRIS	65	8	26	34	89	*HUBBALT, JOCELYN	52	0	1	1	2
*KILGER, CHAD	64	14	11	25	30	*DUBINSKY, STEVE	1	0	0	0	0
OLCZYK, ED	61	10	15	25	29	*TREFLOV, ANDREI	1	0	0	0	0
PROBERT, BOB	78	7	14	21	206	*VOPAT, ROMAN	3	0	0	0	4
*MANSON, DAVE	64	6	15	21	107	*MURRAY, CHRIS	4	0	0	0	14
DUMONT, JEAN-PIERRE	25	9	6	15	10	VANDENBUSSCHE, RYAN	6	0	0	0	17
*MOREAU, ETHAN	66	9	6	15	84	CLOUTIER, SYLVAIN	7	0	0	0	0
HEMERSON, NELSON	27	4	10	14	13	MILLS, CRAIG	7	0	0	0	2
ZMOLEK, DOUG	62	0	14	14	102	*BICANEK, RADIM	7	0	0	0	6
WHITE, TODD	35	5	8	13	20	*RUSSELL, CAM	7	0	0	0	10
*HAFAMME, CHRISTIAN	62	2	11	13	70	*NASREDDINE, ALAIN	7	0	0	0	19
SIMPSON, REID	53	5	4	9	145	JONES, TY	8	0	0	0	12
*CLEARY, DAN	35	4	5	9	24	*HACKETT, JEFF	10	0	0	0	6
*MIRONOV, BORIS	12	0	9	9	27	*BONVILLE, DENNIS	11	0	0	0	44
LEBOUX, JEAN-YVES	40	3	5	8	21	ROYER, REMI	18	0	0	0	67
*BROWN, BRAD	61	1	7	8	184	YANNEY, TRENT	20	0	0	0	32
*ERIKSSON, ANDERS	11	0	8	8	0						
*MANUEL, MIKE	28	4	3	7	8						
*MARHA, JOSEF	22	2	5	7	4						
*MCAMMOND, DEAN	12	1	4	5	2						
*MUR, BRYAN	53	1	4	5	50						
ALLISON, JAMIE	39	2	2	4	62						
*WEINRICH, ERIC	14	1	3	4	12						

* ACQUIRED IN SEASON # TRADED IN SEASON

GOALIES	GP	W	L	T	MIN	GA	SO	AVG
*HUBBALT, JOCELYN	52	21	26	5	3,014	196	4	2.71
FITZPATRICK, MARK	27	6	8	6	1,403	64	0	2.74
HACKETT, JEFF	10	2	6	1	524	33	0	3.78
TREFLOV, ANDREI	1	0	1	0	20	4	0	9.60

LEADERSHIP

PLAYERS

2013-14

OPPONENTS

TRADITION

RECORDS

PLAYOFFS

HISTORY

MINORS

NHL

MEDIA

HISTORY OF THE BLACKHAWKS

1999-2000 CHICAGO BLACKHAWKS 33-37-10-2, 78 POINTS, 3RD CENTRAL DIVISION

	GM	DATE	OPPONENT	RESULT	SCORE	RECORD	GM	DATE	OPPONENT	RESULT	SCORE	RECORD
LEADERSHIP	1	10/04	@ San Jose	L	1-7	0-1-0-0	42	01/09	COLORADO	W	5-3	15-21-6-2
	2	10/06	@ Vancouver	L	4-5	0-2-0-0	43	01/12	VANCOUVER	W	3-2 OT	14-21-6-2
	3	10/08	PHOENIX	T	3-3 OT	0-2-1-0	44	01/13	@ Detroit	W	5-3	15-21-6-2
	4	10/10	NASHVILLE	T	3-3 OT	0-2-2-0	45	01/15	@ Colorado	L	1-3	15-22-6-2
PLAYERS	5	10/15	TORONTO	L	1-2	0-3-2-0	46	01/17	SAN JOSE	W	5-4 OT	16-22-6-2
	6	10/16	@ Pittsburgh	T	3-3 OT	0-3-3-0	47	01/19	@ New Jersey	L	1-4	16-23-6-2
	7	10/21	ANAHEIM	T	5-5 OT	0-3-4-0	48	01/21	ST. LOUIS	L	0-3	16-24-6-2
	8	10/23	DETROIT	L	0-1	0-4-4-0	49	01/23	DALLAS	L	2-3	16-25-6-2
2013-14	9	10/27	@ Montreal	W	1-0	1-4-4-0	50	01/27	COLORADO	W	6-4	17-25-6-2
	10	10/29	@ Detroit	W	4-2	2-4-4-0	51	01/30	@ Vancouver	W	3-1	18-25-6-2
	11	10/30	LOS ANGELES	L	1-3	2-5-4-0	52	02/02	@ Edmonton	L	1-4	18-26-6-2
	12	11/04	BUFFALO	L	4-5 OT	2-5-4-1	53	02/03	@ Calgary	T	5-5 OT	18-26-7-2
OPPONENTS	13	11/05	@ Nashville	W	3-1	3-5-4-1	54	02/12	@ Atlanta	W	4-3	19-26-7-2
	14	11/07	NY RANGERS	L	1-3	3-6-4-1	55	02/14	ANAHEIM	L	3-4	19-27-7-2
	15	11/10	NASHVILLE	L	2-4	3-9-4-1	56	02/16	LOS ANGELES	L	1-4	19-28-7-2
	16	11/12	NY ISLANDERS	W	5-0	4-9-4-1	57	02/18	WASHINGTON	L	4-5	19-29-7-2
TRADITION	17	11/14	EDMONTON	L	3-6	4-8-4-1	58	02/20	DETROIT	W	6-4	20-29-7-2
	18	11/16	@ Los Angeles	L	2-3	4-9-4-1	59	02/22	@ Philadelphia	L	1-3	20-30-7-2
	19	11/19	@ Anaheim	L	2-4	4-10-4-1	60	02/23	NASHVILLE	L	2-4	20-31-7-2
	20	11/20	@ Phoenix	L	1-3	4-11-4-1	61	02/25	@ Dallas	W	4-3 OT	21-31-7-2
RECORDS	21	11/24	@ Edmonton	W	3-2	5-11-4-1	62	02/27	@ St. Louis	W	4-1	22-31-7-2
	22	11/25	@ Calgary	L	1-2 OT	5-12-4-2	63	03/01	MONTREAL	L	1-4	22-32-7-2
	23	11/27	@ St. Louis	L	3-8	5-12-4-2	64	03/05	TAMPA BAY	W	5-1	23-32-7-2
	24	11/30	@ Ottawa	L	1-2	5-13-4-2	65	03/05	PHOENIX	W	7-3	24-32-7-2
PLAYERS	25	12/03	DETROIT	L	4-7	5-14-4-2	66	03/07	@ Nashville	L	1-3	24-33-7-2
	26	12/04	@ Boston	W	9-3	6-14-4-2	67	03/08	@ Carolina	L	1-4	24-34-7-2
	27	12/06	EDMONTON	W	5-1	7-14-4-2	68	03/11	@ Florida	W	5-2	25-34-7-2
	28	12/09	NEW JERSEY	L	0-4	7-15-4-2	69	03/12	@ Tampa Bay	W	4-1	26-34-7-2
HISTORY	29	12/10	@ Buffalo	L	1-2	7-16-4-2	70	03/15	@ Toronto	W	5-2	27-34-7-2
	30	12/12	CALGARY	L	1-2	7-17-4-2	71	03/16	BOSTON	W	5-4 OT	28-34-7-2
	31	12/14	@ San Jose	W	5-2	8-17-4-2	72	03/18	DALLAS	T	2-2 OT	28-34-8-2
	32	12/17	@ Anaheim	L	0-2	8-18-4-2	73	03/21	@ Phoenix	W	3-0	29-34-8-2
MINORS	33	12/18	@ Los Angeles	W	8-4	9-18-4-2	74	03/24	@ Dallas	L	1-5	29-35-8-2
	34	12/23	DALLAS	W	5-2	10-18-4-2	75	03/26	ST. LOUIS	T	1-1 OT	29-35-9-2
	35	12/26	PITTSBURGH	L	2-4	10-19-4-2	76	03/27	@ Colorado	L	1-3	29-36-9-2
	36	12/27	@ Washington	T	2-2 OT	10-19-5-2	77	03/30	TORONTO	W	4-0	30-36-9-2
NHL	37	12/30	FLORIDA	W	2-1	11-19-5-2	78	04/01	@ NY Islanders	T	2-2 OT	30-36-10-2
	38	12/31	@ Detroit	T	4-4 OT	11-19-6-2	79	04/02	VANCOUVER	L	2-3	30-37-10-2
	39	01/02	SAN JOSE	L	1-4	11-20-6-2	80	04/05	ANAHEIM	W	5-2	31-37-10-2
	40	01/06	CALGARY	W	5-2	12-20-6-2	81	04/07	@ St. Louis	W	4-3 OT	32-37-10-2
MEDIA	41	01/08	@ Nashville	L	3-6	12-21-6-2	82	04/09	ST. LOUIS	W	3-1	33-37-10-2

NOTE: 1999-2000 was the first season in which teams received one point in the standings for an overtime loss.

PLAYER	GP	G	A	PTS	PIM	PLAYER	GP	G	A	PTS	PIM
AMONTE, TONY	82	43	41	84	48	ALLISON, JAMIE	59	1	3	4	102
*SULLIVAN, STEVE	75	22	42	64	52	BICANER, RADIM	11	0	3	3	4
ZHAMNOV, ALEX	71	25	37	60	61	MCCARTHY, STEVE	5	1	1	2	4
#GILMOUR, DOUG	63	22	34	56	51	#CLARK, WENDEL	13	2	0	2	13
*NYLANDER, MICHAEL	66	25	28	53	26	CALDER, KYIE	8	1	1	2	2
MIRONOV, BORIS	58	9	28	37	72	*PLANTE, DEREK	17	1	1	2	2
DAZE, ERIC	59	25	13	36	28	VANDENBUSSCHE, RYAN	52	0	1	1	145
MCLAMPOND, DEAN	76	14	18	32	72	#WHITE, TODD	1	0	0	0	0
ERIKSSON, ANDERS	73	3	25	28	20	LAMOTHE, MARC	2	0	0	0	0
MCCABE, BRYAN	79	6	19	25	139	HERPBERGER, CHRIS	9	0	0	0	5
#COTE, SYLVAIN	45	6	18	24	14	PASSMORE, STEVE	24	0	0	0	9
MARHA, JOSEF	81	10	12	22	18	THIBAUT, JOCKEY	60	0	0	0	2
#DUMONT, JEAN-PIERRE	47	10	8	18	18						
PROBERT, BOB	69	4	11	15	114						
ATCHEYNUM, BLAIR	47	5	7	12	6						
*DEAN, KEVIN	27	2	8	10	12						
ZMOLEK, DOUG	43	2	7	9	60						
BROWN, BRAD	57	0	9	9	134						
LEROUX, JEAN-YVES	54	2	5	8	43						
#MANSON, DAVE	37	0	7	7	40						
*GROSEK, MICHAEL	14	2	4	6	12						
JANSENS, MARK	36	0	6	6	73						
#MUIR, BRYAN	11	2	3	5	13						
OLCZYK, ED	33	2	2	4	12						

* ACQUIRED IN SEASON # TRADED IN SEASON

GOALIES	GP	W	L	T	MIN	GA	SO	AVG
PASSMORE, STEVE	24	7	12	3	1,388	63	1	2.72
THIBAUT, JOCKEY	60	25	26	7	3,438	158	3	2.16
LAMOTHE, MARC	2	1	1	0	116	10	0	5.17

2000-01 CHICAGO BLACKHAWKS

29-40-8-5, 71 POINTS, 4TH CENTRAL DIVISION

GM	DATE	OPPONENT	RESULT	SCORE	RECORD	GM	DATE	OPPONENT	RESULT	SCORE	RECORD
1	10/05	@ Buffalo	L	2-4	0-1-0-0	42	01/09	@ NY Islanders	W	6-3	17-20-3-2
2	10/07	@ Columbus	W	5-3	1-1-0-0	43	01/12	@ Columbus	W	3-1	18-20-3-2
3	10/12	DETROIT	L	0-4	1-2-0-0	44	01/14	COLORADO	T	2-2 OT	18-20-4-2
4	10/14	@ Montreal	L	4-5 OT	1-2-0-1	45	01/17	FLORIDA	W	5-0	19-20-4-2
5	10/15	COLUMBUS	W	2-1	2-2-0-1	46	01/19	WASHINGTON	W	3-1	20-20-4-2
6	10/18	NY RANGERS	L	2-4	2-3-0-1	47	01/21	PITTSBURGH	L	0-4	20-21-4-2
7	10/20	DALLAS	L	1-5	2-4-0-1	48	01/25	PHILADELPHIA	L	1-5	20-22-4-2
8	10/21	@ St. Louis	L	0-1	2-5-0-1	49	01/26	@ Colorado	L	2-5	20-23-4-2
9	10/26	COLORADO	L	0-2	2-6-0-1	50	01/28	@ Vancouver	W	6-2	21-23-4-2
10	10/28	BUFFALO	L	1-3	2-7-0-1	51	01/31	@ Edmonton	L	2-3	21-24-4-2
11	10/29	@ Minnesota	W	3-2	3-7-0-1	52	02/01	@ Calgary	L	3-5	21-25-4-2
12	11/02	@ Boston	L	4-5	3-8-0-1	53	02/06	@ Los Angeles	T	3-3 OT	21-25-5-2
13	11/05	@ Detroit	W	6-1	4-8-0-1	54	02/07	@ Anaheim	W	3-2	22-25-5-2
14	11/05	ANAHEIM	W	4-2	5-8-0-1	55	02/10	@ San Jose	L	2-3 OT	22-25-5-3
15	11/08	SAN JOSE	L	2-3 OT	5-8-0-2	56	02/11	@ Phoenix	L	2-3	22-26-5-3
16	11/10	MINNESOTA	L	2-5	5-9-0-2	57	02/14	SAN JOSE	L	0-7	22-27-5-3
17	11/11	@ Toronto	T	3-3 OT	5-9-1-2	58	02/16	ST. LOUIS	W	6-2	23-27-5-3
18	11/14	@ Vancouver	L	2-4	5-10-1-2	59	02/18	LOS ANGELES	W	3-0	24-27-5-3
19	11/16	@ Calgary	W	5-2	6-10-1-2	60	02/19	@ NY Rangers	L	2-4	24-28-5-3
20	11/17	@ Edmonton	T	3-3 OT	6-10-2-2	61	02/21	DETROIT	L	3-7	24-29-5-3
21	11/21	@ Phoenix	W	4-1	7-10-2-2	62	02/23	ATLANTA	W	1-0	25-29-5-3
22	11/22	@ San Jose	L	1-4	7-11-2-2	63	02/25	TORONTO	W	6-0	26-29-5-3
23	11/24	@ Minnesota	L	0-2	7-12-2-2	64	02/27	@ Washington	W	3-2	27-29-5-3
24	11/27	@ Detroit	W	6-5 OT	8-12-2-2	65	03/01	LOS ANGELES	T	2-2 OT	27-29-6-3
25	11/30	NASHVILLE	L	0-3	8-13-2-2	66	03/04	CAROLINA	L	3-6	27-30-6-3
26	12/01	@ Nashville	W	2-1	9-13-2-2	67	03/07	@ Dallas	W	4-1	28-30-6-3
27	12/03	COLUMBUS	W	5-0	10-13-2-2	68	03/09	@ Anaheim	L	1-3	28-31-6-3
28	12/07	MINNESOTA	L	2-4	10-14-2-2	69	03/10	@ Los Angeles	T	2-2 OT	28-31-7-3
29	12/09	@ St. Louis	L	4-6	10-15-2-2	70	03/13	DALLAS	L	0-3	28-32-7-3
30	12/10	ST. LOUIS	L	1-6	10-16-2-2	71	03/15	NASHVILLE	W	3-2	29-32-7-3
31	12/13	@ Atlanta	L	1-3	10-17-2-2	72	03/18	ANAHEIM	L	1-4	29-33-7-3
32	12/15	@ Dallas	L	1-4	10-18-2-2	73	03/22	NASHVILLE	L	1-2 OT	29-33-7-4
33	12/16	@ Nashville	W	3-0	11-18-2-2	74	03/24	@ St. Louis	L	1-5	29-34-7-4
34	12/21	VANCOUVER	W	6-4	12-18-2-2	75	03/25	CALGARY	L	1-3	29-35-7-4
35	12/23	@ Ottawa	W	3-2	13-18-2-2	76	03/28	OTTAWA	L	2-5	29-36-7-4
36	12/27	PHOENIX	T	1-1 OT	13-18-3-2	77	03/29	@ Pittsburgh	L	2-5	29-37-7-4
37	12/29	DETROIT	W	3-2 OT	14-18-3-2	78	04/01	EDMONTON	T	3-3 OT	29-37-8-4
38	12/31	@ Carolina	L	1-2	14-19-3-2	79	04/02	@ New Jersey	L	3-4	29-38-8-4
39	01/05	VANCOUVER	W	6-0	15-19-3-2	80	04/04	CALGARY	L	2-5	29-39-8-4
40	01/05	EDMONTON	L	1-2	15-20-3-2	81	04/06	TORONTO	L	0-1	29-40-8-4
41	01/07	TAMPA BAY	W	7-4	16-20-3-2	82	04/08	@ Columbus	L	3-4 OT	29-40-9-5

PLAYER	GP	G	A	PTS	PIM	PLAYER	GP	G	A	PTS	PIM
SULLIVAN, STEVE	81	34	41	75	54	VON ARK, RETO	19	3	1	4	4
AMONTE, TONY	82	35	29	64	54	ALLISON, JAMIE	44	1	3	4	53
NYLANDER, MICHAEL	82	25	39	64	32	ATOCHYNUM, BLAIR	19	1	2	3	2
DAZE, ERIC	79	35	24	57	16	MARHA, JOSEF	15	0	3	3	6
ZHAMNOV, ALEX	63	15	36	49	40	THIBAUT, JOCELYN	66	0	3	3	2
#MCAMMOND, DEAN	61	10	16	26	43	KING, KRIS	13	1	0	1	8
HERPESGER, CHRIS	61	10	15	25	20	HANKINSON, CASEY	11	0	1	1	9
SPACK, JAROSLAV	50	5	18	23	20	BELL, MARK	13	0	1	1	4
MIRONOV, BORIS	66	5	17	22	42	LAROQUE, MICHEL	3	0	0	0	0
PROBERT, BOB	79	7	12	19	103	DOWNNEY, AARON	3	0	0	0	6
QUINTAL, STEPHANE	72	1	18	19	60	"PASSMORE, STEVE	6	0	0	0	4
CALDER, KYLE	43	5	10	15	14	BAUMGARTNER, INDIAN	8	0	0	0	6
KARPOVITSEV, ALEXANDER	55	2	13	15	39	TALLAS, ROBBIE	12	0	0	0	0
DEAN, KEVIN	69	0	11	11	30	JANSSENS, MARK	28	0	0	0	33
DUBINSKY, STEVE	60	6	4	10	33						
LEIROUX, JEAN-YVES	59	4	4	8	22						
ZELEPUK, VALER	36	3	4	7	18						
VANDENBUSSCHE, RYAN	64	2	5	7	146						
MALPINE, CHRIS	50	0	6	6	32						
HERKSSON, ANDERS	13	2	3	5	2						
POAPST, STEVE	36	2	3	5	12						
MCCARTHY, STEVE	44	0	5	5	8						

* ACQUIRED IN SEASON # TRADED IN SEASON

GOALIES	GP	W	L	T	MINS	GA	SO	AVG
PASSMORE, STEVE	6	0	4	1	340	14	0	2.47
THIBAUT, JOCELYN	66	27	32	7	3,844	180	6	2.81
TALLAS, ROBBIE	12	2	7	0	627	35	0	3.35
LAROQUE, MICHEL	3	0	2	0	152	9	0	3.55

LEADERSHIP

PLAYERS

2013-14

OPPONENTS

TRADITION

RECORDS

PLAYOFFS

HISTORY

MINORS

NHL

MEDIA

2001-02 CHICAGO BLACKHAWKS

41-27-13-1, 96 POINTS, 3RD CENTRAL DIVISION

	GM	DATE	OPPONENT	RESULT	SCORE	RECORD	GM	DATE	OPPONENT	RESULT	SCORE	RECORD
LEADERSHIP	1	10/04	@ Vancouver	W	5-4	1-0-0-0	42	12/30	ANAHEIM	W	2-1	22-12-8-0
	2	10/06	@ Calgary	L	0-4	1-1-0-0	43	12/31	@ Ottawa	W	5-4 OT	23-12-8-0
	3	10/09	@ Edmonton	L	0-1	1-2-0-0	44	01/04	TAMPA BAY	W	2-0	24-12-8-0
	4	10/11	PHOENIX	W	5-0	2-2-0-0	45	01/06	PITTSBURGH	W	2-0	25-12-8-0
PLAYERS	5	10/12	@ Minnesota	L	4-6	2-3-0-0	46	01/09	@ Colorado	L	3-7	25-13-8-0
	6	10/14	COLUMBUS	T	2-2 OT	2-3-1-0	47	01/10	COLUMBUS	W	2-1	26-13-8-0
	7	10/18	@ Nashville	W	5-3	3-3-1-0	48	01/12	@ Columbus	L	4-5	26-14-8-0
	8	10/20	@ Dallas	T	2-2 OT	3-3-2-0	49	01/14	EDMONTON	W	2-1	27-14-8-0
2013-14	9	10/21	COLORADO	W	4-2	4-3-2-0	50	01/16	@ Florida	W	3-0	28-14-8-0
	10	10/23	CALGARY	W	6-3	5-3-2-0	51	01/18	@ Tampa Bay	T	2-2 OT	28-14-9-0
	11	10/25	SAN JOSE	W	4-2	6-3-2-0	52	01/20	DALLAS	W	3-2	29-14-9-0
	12	10/28	BOSTON	T	3-3 OT	6-3-3-0	53	01/23	PHOENIX	L	1-4	29-15-9-0
OPPONENTS	13	10/30	LOS ANGELES	W	5-1	7-3-3-0	54	01/25	ST. LOUIS	W	2-1	30-15-9-0
	14	11/01	@ Los Angeles	W	3-2	8-3-3-0	55	01/28	@ Boston	L	1-2	30-16-9-0
	15	11/02	@ Anaheim	L	2-5	8-4-3-0	56	01/30	@ New Jersey	L	1-3	30-17-9-0
	16	11/04	DETROIT	W	5-4	9-4-3-0	57	02/05	@ Phoenix	W	5-2	31-17-9-0
TRADITION	17	11/06	PHILADELPHIA	W	2-1	10-4-3-0	58	02/08	@ San Jose	L	2-4	31-18-9-0
	18	11/09	VANCOUVER	W	3-1	11-4-3-0	59	02/09	@ Colorado	W	3-2	32-18-9-0
	19	11/11	SAN JOSE	W	3-2 OT	12-4-3-0	60	02/13	FLORIDA	W	5-4	33-18-9-0
	20	11/13	@ Vancouver	L	2-3	12-5-3-0	61	02/26	@ Philadelphia	L	4-5	33-19-9-0
RECORDS	21	11/15	@ Calgary	T	2-2 OT	12-5-4-0	62	02/27	MONTREAL	L	2-3	33-20-9-0
	22	11/16	@ Edmonton	L	1-7	12-6-4-0	63	03/05	ANAHEIM	W	2-1	34-20-9-0
	23	11/21	@ Nashville	L	3-4	12-7-4-0	64	03/05	CAROLINA	L	1-2 OT	34-20-9-1
	24	11/23	@ Columbus	T	2-2 OT	12-7-5-0	65	03/07	NY RANGERS	W	5-1	35-20-9-1
PLAYOFFS	25	11/25	@ Detroit	T	4-4 OT	12-7-6-0	66	03/11	@ Los Angeles	L	1-2	35-21-9-1
	26	11/28	VANCOUVER	T	3-3 OT	12-7-7-0	67	03/12	@ Phoenix	L	1-3	35-22-9-1
	27	11/30	TORONTO	L	1-2	12-8-7-0	68	03/15	@ Anaheim	T	1-1 OT	35-22-10-1
	28	12/01	@ Toronto	L	1-4	12-9-7-0	69	03/16	@ San Jose	T	2-2 OT	35-22-11-1
HISTORY	29	12/03	@ Montreal	W	3-2	13-9-7-0	70	03/18	DALLAS	T	2-2 OT	35-22-12-1
	30	12/05	MINNESOTA	W	4-2	14-9-7-0	71	03/20	NEW JERSEY	L	1-3	35-23-12-1
	31	12/07	NY ISLANDERS	W	4-3	15-9-7-0	72	03/24	ST. LOUIS	W	4-3 OT	36-23-12-1
	32	12/09	LOS ANGELES	L	2-5	15-10-7-0	73	03/27	NASHVILLE	W	4-1	37-23-12-1
MINORS	33	12/12	ST. LOUIS	T	2-2 OT	15-10-8-0	74	03/29	@ Minnesota	W	3-1	38-23-12-1
	34	12/14	@ Atlanta	W	3-1	16-10-8-0	75	03/31	MINNESOTA	W	2-1	39-23-12-1
	35	12/15	@ Nashville	L	2-5	16-11-8-0	76	04/03	NASHVILLE	L	1-3	39-24-12-1
	36	12/17	@ Detroit	W	2-0	17-11-8-0	77	04/05	@ St. Louis	L	1-5	39-25-12-1
NHL	37	12/19	@ Buffalo	W	6-5	18-11-8-0	78	04/07	CALGARY	W	3-2	40-25-12-1
	38	12/21	EDMONTON	W	5-1	19-11-8-0	79	04/09	@ Washington	L	1-3	40-26-12-1
	39	12/23	DETROIT	L	0-5	19-12-8-0	80	04/10	@ Detroit	T	3-3 OT	40-26-13-1
	40	12/26	@ St. Louis	W	3-1	20-12-8-0	81	04/12	@ Dallas	L	1-3	40-27-13-1
MEDIA	41	12/27	COLORADO	W	3-1	21-12-8-0	82	04/14	COLUMBUS	W	2-0	41-27-13-1

PLAYER	GP	G	A	PTS	PIM	PLAYER	GP	G	A	PTS	PIM
DAZE, ERIC	82	38	32	70	36	CAMPBELL, JIM	9	1	1	2	4
ZHAMNOV, ALEX	77	22	45	67	67	*O'DELLEN, LYLE	12	0	2	2	4
AMONTE, TONY	82	27	39	66	67	CHIBRIKURIN, VLADIMIR	13	0	2	2	6
NYLANDER, MICHAEL	82	15	46	61	50	REEKE, JOE	17	0	2	2	28
SULLIVAN, STEVE	78	21	39	60	67	HRNEAU, PASCAL	19	0	2	2	4
CALDER, RYLE	81	17	36	53	47	*DOBINSKY, STEVE	3	1	0	1	4
HOUSELEY, PHIL	80	15	24	39	34	DOWNNEY, AARON	36	1	0	1	76
KOROLEV, IGOR	82	9	20	29	20	HENDERSON, MATT	4	0	1	1	0
BELL, MARK	80	12	16	28	124	PASSMORE, STEVE	23	0	1	1	2
KLEMM, JON	82	4	16	20	42	HANKINSON, CASEY	3	0	0	0	0
MIRONOV, BORIS	64	4	14	18	68	MCCARTHY, STEVE	3	0	0	0	2
THOMAS, STEVE	34	11	4	15	17	THIBAUT, JOCELYN	67	0	0	0	2
*SPACEK, JAROSLAV	60	3	10	13	29						
KARPOVITSKY, ALEXANDER	65	1	9	10	40						
POAPST, STEVE	56	1	7	8	30						
PELUSO, MIKE	37	4	2	6	19						
WHITE, PETER	48	3	3	6	10						
ARNASON, TYLER	21	3	1	4	4						
*FITZGERALD, TOM	15	1	3	4	6						
PROBERT, BOB	61	1	3	4	176						
VANDENBRUSSE, RYAN	50	1	2	3	103						
MCALPINE, CHRIS	40	0	3	3	36						

* ACQUIRED IN SEASON # TRADED IN SEASON

GOALIES	GP	W	L	T	MINS	GA	SO	AVG
PASSMORE, STEVE	23	8	5	4	1,342	45	0	2.26
THIBAUT, JOCELYN	67	33	23	9	3,838	159	6	2.49

2002-03 CHICAGO BLACKHAWKS

30-33-13-6, 79 POINTS, 3RD CENTRAL DIVISION

GM	DATE	OPPONENT	RESULT	SCORE	RECORD	GM	DATE	OPPONENT	RESULT	SCORE	RECORD
1	10/10	@ Columbus	L	1-2	0-1-0-0	42	01/09	@ Dallas	L	3-4 OT	19-18-8-2
2	10/13	BUFFALO	W	3-0	1-1-0-0	43	01/12	NASHVILLE	W	2-0	20-19-8-2
3	10/17	FLORIDA	W	4-1	2-1-0-0	44	01/13	@ Detroit	L	4-5 OT	20-19-8-5
4	10/19	CALGARY	L	2-5	2-2-0-0	45	01/15	DETROIT	W	4-1	21-19-8-5
5	10/24	MINNESOTA	L	2-3	2-3-0-0	46	01/17	VANCOUVER	L	2-4	21-14-8-5
6	10/26	@ Carolina	T	3-3 OT	2-3-1-0	47	01/18	@ St. Louis	L	2-4	21-15-8-5
7	10/27	SAN JOSE	W	3-2	3-3-1-0	48	01/20	@ Columbus	L	1-5	21-16-8-5
8	10/29	COLUMBUS	W	3-2	4-3-1-0	49	01/23	ST. LOUIS	T	3-3 OT	21-16-9-5
9	10/31	LOS ANGELES	W	2-1 OT	5-3-1-0	50	01/25	@ Pittsburgh	L	3-5	21-17-9-5
10	11/02	@ New Jersey	L	1-5	5-4-1-0	51	01/26	@ Montreal	L	3-4	21-18-9-5
11	11/03	EDMONTON	L	1-4	5-5-1-0	52	01/30	@ Boston	W	3-1	22-18-9-5
12	11/05	@ Detroit	W	2-0	6-5-1-0	53	02/05	@ Minnesota	L	1-2	22-19-9-5
13	11/07	ATLANTA	W	5-0	7-5-1-0	54	02/06	@ Calgary	T	2-2 OT	22-19-10-5
14	11/09	@ Tampa Bay	W	3-2 OT	8-5-1-0	55	02/08	@ Edmonton	W	3-0	23-19-10-5
15	11/11	@ Florida	T	2-2 OT	8-5-2-0	56	02/10	@ Vancouver	L	1-2	23-20-10-5
16	11/15	WASHINGTON	T	2-2 OT	8-5-3-0	57	02/12	TORONTO	L	1-3	23-21-10-5
17	11/17	NASHVILLE	W	4-2	9-5-3-0	58	02/14	SAN JOSE	L	2-4	23-22-10-5
18	11/19	@ Edmonton	L	1-3	9-6-3-0	59	02/15	@ Columbus	W	7-1	24-22-10-5
19	11/20	@ Vancouver	L	3-5	9-7-3-0	60	02/17	COLORADO	L	4-5	24-23-10-5
20	11/23	@ Calgary	L	1-3	9-8-3-0	61	02/20	PHOENIX	L	1-2	24-24-10-5
21	11/25	@ Colorado	L	0-1	9-9-3-0	62	02/23	DALLAS	L	0-3	24-25-10-5
22	11/28	@ Phoenix	W	4-2	10-9-3-0	63	02/25	PHILADELPHIA	L	0-2	24-26-10-5
23	11/30	@ Los Angeles	L	1-4	10-10-3-0	64	02/27	@ Philadelphia	L	2-5	24-27-10-5
24	12/01	@ Anaheim	L	2-3	10-11-3-0	65	03/01	@ Nashville	L	4-5 OT	24-27-10-5
25	12/04	OTTAWA	W	1-0	11-11-3-0	66	03/02	COLORADO	L	2-3 OT	24-27-10-5
26	12/06	ANAHEIM	L	3-4	11-12-3-0	67	03/05	@ Dallas	L	4-7	24-28-10-5
27	12/08	TAMPA BAY	W	3-1	12-12-3-0	68	03/07	CALGARY	L	0-2	24-29-10-5
28	12/10	@ NY Islanders	W	3-2	13-12-3-0	69	03/09	BOSTON	W	8-5	25-29-10-5
29	12/11	@ NY Rangers	W	4-3	14-12-3-0	70	03/12	@ Anaheim	L	2-5	25-30-10-5
30	12/13	@ Buffalo	T	1-1 OT	14-12-4-0	71	03/14	@ Phoenix	W	4-0	26-30-10-5
31	12/15	DALLAS	L	0-5	14-13-4-0	72	03/17	@ San Jose	W	3-2 OT	27-30-10-5
32	12/17	VANCOUVER	W	3-2	15-13-4-0	73	03/19	ANAHEIM	L	3-4	27-31-10-5
33	12/19	COLUMBUS	W	3-1	16-13-4-0	74	03/22	@ Colorado	L	1-8	27-32-10-5
34	12/22	LOS ANGELES	W	3-1	17-13-4-0	75	03/25	PITTSBURGH	T	1-1 OT	27-32-11-5
35	12/26	MINNESOTA	T	2-2 OT	17-13-5-0	76	03/25	NY ISLANDERS	L	2-9	27-33-11-5
36	12/28	@ San Jose	T	3-3 OT	17-13-6-0	77	03/27	NASHVILLE	W	4-1	28-33-11-5
37	12/30	@ Los Angeles	W	2-0	18-13-6-0	78	03/28	@ Minnesota	L	3-4 OT	28-33-11-6
38	01/02	@ St. Louis	W	4-1	19-13-6-0	79	03/30	EDMONTON	T	4-4 OT	28-33-12-6
39	01/04	@ Nashville	T	3-3 OT	19-13-7-0	80	04/03	@ St. Louis	W	6-4	29-33-12-6
40	01/05	DETROIT	L	3-4 OT	19-13-7-1	81	04/04	ST. LOUIS	T	2-2 OT	29-33-13-6
41	01/08	PHOENIX	T	0-0 OT	19-13-8-1	82	04/06	DETROIT	W	4-3 OT	30-33-13-6

PLAYER	GP	G	A	PTS	PIM	PLAYER	GP	G	A	PTS	PIM
SULLIVAN, STEVE	82	26	35	61	42	HENRY, BURKE	16	0	2	2	9
ZHAMNOV, ALEX	74	15	45	58	70	GILL, TODD	5	0	1	1	0
DATZ, ERIC	54	22	22	44	14	WHITE, PETER	6	0	1	1	0
CAIDEN, KYIE	82	15	27	42	40	*HELENIUS, SAMI	10	0	1	1	28
ARNASON, TYLER	82	19	20	39	20	WALK, GARRY	16	0	1	1	6
FLEURY, THEOREN	54	12	21	33	77	MCLEAN, BRETT	2	0	0	0	0
*BEREZIN, SERGEI	66	18	13	31	8	DEBRUSK, LOUIE	4	0	0	0	7
BELL, MARK	82	14	15	29	113	ANDERSON, CRAIG	6	0	0	0	0
*HODUSLEY, PHIL	57	6	25	29	24	LEIGHTON, MICHAEL	8	0	0	0	0
DEMPSKY, NATHAN	67	5	25	28	26	PASSMORE, STEVE	11	0	0	0	4
*NIKOLSHIN, ANDREI	60	6	15	21	26	VANDENBUSCH, RYAN	22	0	0	0	58
*SIMON, CHRIS	61	12	6	18	125	THIBAUT, JOCELYN	62	0	0	0	4
*THOMAS, STEVE	69	4	13	17	51						
KLEMM, JON	70	2	14	16	44						
KARPOVITSEV, ALEXANDER	40	4	10	14	12						
POAPST, STEVE	75	2	11	13	50						
*EASTWOOD, MIKE	53	2	10	12	24						
*HODELIN, LYLE	65	7	4	11	76						
KOROLEV, IGOR	48	4	5	9	30						
RADULOV, IGOR	7	5	0	5	4						
STRUDWICK, JASON	48	2	3	5	87						
MCCARTHY, STEVE	57	1	4	5	23						
*MIRONOV, BORIS	20	3	1	4	22						
*HYNLANDER, MICHAEL	9	0	4	4	4						
THORNTON, SHAWN	13	1	1	2	31						

* ACQUIRED IN SEASON # TRADED IN SEASON

GOALIES	GP	W	L	T	MINS	GA	SO	AVG
THIBAUT, JOCELYN	62	26	28	7	3,650	144	8	2.37
LEIGHTON, MICHAEL	8	2	3	2	447	21	1	2.82
PASSMORE, STEVE	11	2	5	2	617	38	0	3.70
ANDERSON, CRAIG	6	0	3	2	270	18	0	4.00

2003-04 CHICAGO BLACKHAWKS

20-43-11-8, 59 POINTS, 5TH CENTRAL DIVISION

GM	DATE	OPPONENT	RESULT	SCORE	RECORD	GM	DATE	OPPONENT	RESULT	SCORE	RECORD
1	10/08	MINNESOTA	W	1-0	1-0-0-0	42	01/07	@ Minnesota	L	4-7	10-27-4
2	10/10	@ Colorado	L	0-5	1-1-0-0	43	01/08	CALGARY	W	3-1	11-27-4
3	10/12	LOS ANGELES	L	2-4	1-2-0-0	44	01/11	COLORADO	L	4-5 OT	11-27-5
4	10/16	@ Columbus	L	1-2	1-3-0-0	45	01/12	@ St. Louis	L	4-7	11-27-6
5	10/18	@ Atlanta	L	2-7	1-4-0-0	46	01/14	@ Detroit	L	2-4	11-27-7
6	10/19	NASHVILLE	W	3-1	2-4-0-0	47	01/18	LOS ANGELES	L	1-2	11-24-7-5
7	10/23	@ San Jose	T	3-3 OT	2-4-1-0	48	01/21	@ Minnesota	L	2-4	11-25-7-5
8	10/25	@ Los Angeles	W	3-2	3-4-1-0	49	01/22	COLUMBUS	W	7-0	12-25-7-5
9	10/26	@ Anaheim	T	1-1 OT	3-4-2-0	50	01/24	@ Columbus	L	3-4	12-26-7-5
10	10/28	@ Phoenix	T	2-2 OT	3-4-3-0	51	01/27	@ Vancouver	L	2-3	12-27-7-5
11	10/30	PITTSBURGH	L	0-1	3-5-3-0	52	01/29	@ Edmonton	L	2-5	12-28-7-5
12	11/01	@ St. Louis	W	3-2	4-5-3-0	53	01/30	@ Calgary	W	5-3	13-28-7-5
13	11/02	ANAHEIM	W	3-1	5-5-3-0	54	02/01	@ Montreal	L	4-6	13-29-7-5
14	11/07	@ Nashville	W	2-1	6-5-3-0	55	02/05	@ Toronto	W	4-1	14-29-7-5
15	11/09	COLORADO	L	3-4 OT	6-5-3-1	56	02/11	NASHVILLE	W	5-2	15-29-7-5
16	11/10	@ Detroit	L	0-3	6-6-3-1	57	02/14	BOSTON	W	2-1 OT	16-29-7-5
17	11/12	CALGARY	L	2-6	6-7-3-1	58	02/15	WASHINGTON	L	0-4	16-30-7-5
18	11/14	DETROIT	L	1-4 OT	6-7-3-2	59	02/19	SAN JOSE	L	1-6	16-31-7-5
19	11/16	NY RANGERS	T	2-2 OT	6-7-4-2	60	02/22	ST. LOUIS	W	3-2 OT	17-31-7-5
20	11/18	@ Edmonton	L	2-5	6-8-4-2	61	02/24	@ Philadelphia	L	1-3	17-32-7-5
21	11/20	@ Vancouver	L	2-3 OT	6-8-4-3	62	02/25	@ Columbus	W	4-3	18-32-7-5
22	11/22	@ Calgary	L	1-2	6-9-4-3	63	02/27	COLUMBUS	L	3-4	18-33-7-5
23	11/26	@ San Jose	L	2-3	6-10-4-3	64	02/29	FLORIDA	T	2-2 OT	18-33-8-5
24	11/28	@ Anaheim	L	3-4	6-10-4-3	65	03/01	@ Nashville	T	2-2 OT	18-33-9-5
25	11/29	@ Los Angeles	L	1-3	6-12-4-3	66	03/05	TAMPA BAY	L	3-5	18-34-9-5
26	12/03	BUFFALO	L	2-3	6-13-4-3	67	03/05	ANAHEIM	L	2-5	18-35-9-5
27	12/06	@ NY Islanders	L	2-5	6-14-4-3	68	03/07	EDMONTON	L	3-4 OT	18-35-9-6
28	12/07	PHOENIX	T	2-2 OT	6-14-5-3	69	03/11	@ New Jersey	L	4-6	18-36-9-6
29	12/11	DETROIT	W	4-3 OT	7-14-5-3	70	03/12	@ Washington	W	4-3	19-36-9-6
30	12/12	@ Dallas	L	0-1	7-15-5-3	71	03/14	DALLAS	L	0-3	19-37-9-6
31	12/14	DALLAS	T	1-1 OT	7-15-6-3	72	03/17	CAROLINA	L	2-4	19-38-9-6
32	12/18	@ Ottawa	L	1-6	7-16-6-3	73	03/19	VANCOUVER	W	4-3 OT	20-38-9-6
33	12/19	@ Detroit	L	2-3	7-17-6-3	74	03/21	PHOENIX	T	2-2 OT	20-38-10-6
34	12/21	NEW JERSEY	T	2-2 OT	7-17-7-3	75	03/25	@ Colorado	T	2-2 OT	20-38-11-6
35	12/23	ST. LOUIS	W	3-0	8-17-7-3	76	03/25	MINNESOTA	L	2-8	20-39-11-6
36	12/26	COLUMBUS	L	1-4	8-18-7-3	77	03/27	@ St. Louis	L	3-4 OT	20-39-12-6
37	12/28	DETROIT	W	3-0	9-18-7-3	78	03/28	ST. LOUIS	L	1-3	20-40-12-6
38	12/29	@ Pittsburgh	L	0-1	9-19-7-3	79	03/30	@ Nashville	L	2-5	20-41-12-6
39	12/31	VANCOUVER	L	3-4 OT	9-19-8-4	80	04/01	NASHVILLE	L	1-3	20-42-12-7
40	01/02	SAN JOSE	W	2-1	10-19-7-4	81	04/03	@ Phoenix	L	1-2	20-42-13-8
41	01/04	EDMONTON	L	3-4	10-20-7-4	82	04/04	@ Dallas	L	2-5	20-43-13-8

PLAYER	GP	G	A	PTS	PIM	PLAYER	GP	G	A	PTS	PIM
ARNASON, TYLER	82	22	33	55	16	MCCARTHY, STEVE	25	1	3	4	8
BERARD, BRYAN	58	15	34	47	53	STRUDWICK, JASON	54	1	3	4	75
BELL, MARK	82	21	24	45	106	*NIKOLAS, ERIC	21	1	1	2	8
ROUTU, TUOMO	82	25	21	44	58	BASCHUK, ANTON	5	0	2	2	2
*SULLIVAN, STEVE	56	15	28	43	36	LEIGHTON, MICHAEL	34	0	2	2	2
CALDER, RYLE	66	21	18	39	29	THORNTON, SHAWN	8	1	0	1	25
MCLAN, BRETT	76	11	20	31	54	LAING, QUINN	3	0	1	1	0
#DEMPSEY, NATHAN	58	8	17	25	30	BARNIK, MICHAEL	9	0	1	1	6
#ZHAMNOV, ALEX	23	6	12	18	14	ELLISON, MATT	10	0	1	1	0
NICHOL, SCOTT	75	7	11	18	145	KUKKONEN, LASSE	10	0	1	1	4
KOROLEV, IGOR	62	3	10	13	22	*KLEMM, JON	19	0	1	1	20
#NEMINEN, VILLE	60	2	11	13	40	AITKEN, JOHNATHAN	41	0	1	1	70
*VANDERMEER, JIM	23	2	10	12	58	UNDERHILL, MATT	1	0	0	0	0
*KOBIDAS, STEPHANE	45	2	10	12	33	MUNRO, ADAM	7	0	0	0	2
DAZE, ERIC	19	4	7	11	0	PASSMORE, STEVE	9	0	0	0	0
RADULOV, IGOR	36	4	7	11	18	THIBAUT, JOCKEY	14	0	0	0	0
QUINT, DEKON	51	4	7	11	18	ANDERSON, CRAIG	21	0	0	0	4
YAKUBOV, MIKHAIL	30	1	7	8	8						
*KARPONOVSEV, ALEXANDER	24	0	7	7	14						
MOEN, TRAVIS	42	4	2	6	142						
HENRY, BURKE	23	2	4	6	24						
VANDENBUSSCHE, RYAN	65	4	1	5	120						
KEITH, MATT	20	2	3	5	10						
POAPST, STEVE	53	2	2	4	26						
VOROBIEV, PAVEL	18	1	3	4	4						

* ACQUIRED IN SEASON # TRADED IN SEASON

GOALIES	GP	W	L	T	MINS	GA	SO	AVG
ANDERSON, CRAIG	21	6	14	0	1,205	57	1	2.84
THIBAUT, JOCKEY	14	5	7	2	821	39	1	2.85
PASSMORE, STEVE	9	2	6	0	478	23	0	2.89
LEIGHTON, MICHAEL	34	6	18	8	1,988	99	2	2.99
MUNRO, ADAM	7	1	5	1	426	26	0	3.66
UNDERHILL, MATT	1	0	1	0	61	4	0	3.95

2005-06 CHICAGO BLACKHAWKS

26-43-13, 65 POINTS, 4TH CENTRAL DIVISION

GM	DATE	OPPONENT	RESULT	SCORE	RECORD	GM	DATE	OPPONENT	RESULT	SCORE	RECORD
1	10/05	ANAHEIM	L	3-5	0-1-0	42	01/10	@ Washington	W	4-3 OT	14-24-4
2	10/07	SAN JOSE	W	6-3	1-1-0	43	01/11	PHILADELPHIA	L	2-5	14-25-4
3	10/09	COLUMBUS	L	2-3	1-1-0	44	01/13	PITTSBURGH	W	4-1	15-25-4
4	10/11	@ St. Louis	L	1-4	1-1-0	45	01/15	NEW JERSEY	L	2-3 SO	15-25-5
5	10/14	@ Colorado	W	3-2 SO	2-3-0	46	01/17	NY ISLANDERS	L	1-2 OT	15-25-6
6	10/15	@ San Jose	L	3-4	2-4-0	47	01/19	COLORADO	W	4-2	16-25-6
7	10/18	@ Vancouver	L	2-6	2-5-0	48	01/20	@ Minnesota	L	1-4	16-26-6
8	10/23	MINNESOTA	W	4-2	3-5-0	49	01/22	MINNESOTA	L	2-3	16-27-6
9	10/25	@ Nashville	L	3-5	3-6-0	50	01/26	CALGARY	W	2-0	17-27-6
10	10/27	@ Detroit	L	2-5	3-7-0	51	01/29	CALGARY	L	3-5	17-28-6
11	10/29	DETROIT	L	2-4	3-8-0	52	02/02	@ St. Louis	L	5-6 SO	17-28-7
12	11/01	@ Detroit	L	1-4	3-9-0	53	02/04	@ Nashville	L	0-6	17-29-7
13	11/02	@ St. Louis	W	6-5 OT	4-9-0	54	02/07	@ Phoenix	W	3-1	18-29-7
14	11/04	@ Dallas	L	1-9	4-10-0	55	02/08	@ San Jose	L	1-2	18-30-7
15	11/06	PHOENIX	W	2-1 OT	5-10-0	56	02/11	@ Los Angeles	L	4-5 OT	18-30-8
16	11/10	@ St. Louis	W	4-2	6-10-0	57	02/12	@ Anaheim	L	1-4	18-31-8
17	11/11	LOS ANGELES	L	2-4	6-11-0	58	03/01	NASHVILLE	W	3-0	19-31-8
18	11/13	EDMONTON	W	3-1	7-11-0	59	03/03	VANCOUVER	L	4-5 SO	19-31-9
19	11/18	@ Calgary	W	5-2	8-11-0	60	03/05	DALLAS	L	2-7	19-32-9
20	11/19	@ Edmonton	W	4-3	9-11-0	61	03/07	@ Columbus	W	3-1	20-32-9
21	11/22	@ Vancouver	L	1-3	9-12-0	62	03/09	COLORADO	L	1-2	20-33-9
22	11/26	@ Los Angeles	L	2-3	9-13-0	63	03/11	@ Detroit	L	4-6	20-34-9
23	11/27	@ Anaheim	L	1-3	9-14-0	64	03/12	DETROIT	L	3-5	20-35-9
24	11/30	LOS ANGELES	W	3-2	10-14-0	65	03/15	COLUMBUS	W	3-2	21-35-9
25	12/02	@ Tampa Bay	L	2-3 SO	10-14-1	66	03/17	ANAHEIM	L	1-2	21-36-9
26	12/03	@ Florida	L	3-4 OT	10-14-2	67	03/19	PHOENIX	L	2-3	21-37-9
27	12/07	NY RANGERS	W	2-1 OT	11-14-2	68	03/23	@ Phoenix	L	3-4	21-38-9
28	12/11	@ Atlanta	W	5-4 SO	12-14-2	69	03/24	@ Dallas	L	2-3 SO	21-38-10
29	12/13	@ Carolina	L	3-5	12-15-2	70	03/26	SAN JOSE	L	4-5 OT	21-38-11
30	12/15	@ Nashville	L	3-5	12-16-2	71	03/29	ST. LOUIS	W	3-2 OT	22-38-11
31	12/16	ST. LOUIS	W	5-1	13-16-2	72	03/31	@ Detroit	W	3-2 OT	23-38-11
32	12/18	DALLAS	L	3-5	13-17-2	73	04/01	@ Columbus	L	2-5	23-39-11
33	12/21	NASHVILLE	L	1-6	13-18-2	74	04/03	@ Colorado	L	3-4	23-40-11
34	12/23	DETROIT	L	2-3 OT	13-18-3	75	04/05	NASHVILLE	W	4-3	24-40-11
35	12/26	@ Columbus	L	3-4 OT	13-18-4	76	04/07	EDMONTON	L	3-4 OT	24-40-12
36	12/28	ST. LOUIS	L	1-2	13-19-4	77	04/08	@ Nashville	L	1-2 SO	24-40-13
37	12/30	COLUMBUS	L	2-3	13-20-4	78	04/11	@ Minnesota	L	0-2	24-41-13
38	01/02	@ Calgary	L	2-3	13-21-4	79	04/13	DETROIT	L	3-7	24-42-13
39	01/03	@ Edmonton	L	0-5	13-22-4	80	04/15	@ Columbus	L	2-5	24-43-13
40	01/05	VANCOUVER	L	2-3	13-23-4	81	04/16	COLUMBUS	W	4-3	25-43-13
41	01/08	NASHVILLE	L	1-5	13-24-4	82	04/18	ST. LOUIS	W	3-2 OT	26-43-13

NOTE: 2005-06 was the first season in which games were determined by a shootout if they were undecided after regulation and a 5-minute, 4-on-4 overtime period.

PLAYER	GP	G	A	PTS	PIM	PLAYER	GP	G	A	PTS	PIM
CAIDER, KYIE	79	26	33	59	52	HBACHUK, ANTON	17	2	3	5	16
BELL, MARK	82	25	25	48	107	BYUGUELIN, DUSTIN	25	3	2	5	24
HARNASON, TYLER	60	15	28	41	40	RUUTU, TUOMO	15	2	3	5	38
*VRATA, RADOM	45	13	21	34	16	*YAKUBOV, MIKHAIL	10	1	2	3	8
BOURQUE, RENE	77	16	18	34	56	*SHIMPSON, TODD	45	0	3	3	116
SEABROOK, BRENT	69	5	27	32	60	MORGAN, JASON	7	1	1	2	6
LAPORTE, MARTIN	82	14	17	31	106	BROWN, MIKE	2	0	1	1	9
*SHAAP, PATRICK	50	9	14	23	36	*RICHMOND, DANNY	10	0	0	0	18
BARNABY, MATTHEW	82	8	20	28	178	BARINKA, MICHAEL	25	0	1	1	20
*SPACEK, JAROSLAV	45	7	17	24	72	KEITH, MATT	2	0	0	0	0
VANDERMEER, JIM	76	6	18	24	106	DAZE, ERIC	1	0	0	0	2
VOROBIEV, PAVEL	39	9	12	21	34	ST. PIERRE, MARTIN	2	0	0	0	0
KEITH, DUNCAN	81	9	12	21	79	BARKER, CAM	1	0	0	0	0
HOLMQUIST, MICHAEL	72	10	10	20	16	THORNTON, SHAWN	10	0	0	0	16
*BOCHENSKI, BRANDON	20	2	2	4	8						
CULLEN, MARK	29	7	9	16	2						
*DOWD, JIM	60	3	12	15	38						
BROWN, CURTIS	71	5	10	15	38						
*HELLISON, MATT	26	3	9	12	17						
*HILBERT, ANDY	28	5	4	9	22						
WISNIEWSKI, JAMES	19	2	5	7	36						
CULLMORE, JASSEN	54	1	6	7	53						
*BARTOVIC, MILAN	24	1	6	7	8						
AUCION, ADRIAN	33	1	5	6	38						

* ACQUIRED IN SEASON # TRADED IN SEASON

GOALIES	GP	W	L	T	MIN	GA	SO	AVG
KHABIBULIN, NIKOLAI	50	17	26	6	2,815	157	0	.886
ANDERSON, CRAIG	29	6	12	4	1,553	86	1	.886
MUNRO, ADAM	10	3	5	2	501	25	1	.893
GRANFORD, COREY	2	0	0	1	86	5	0	.878

LEADERSHIP

PLAYERS

2013-14

OPPONENTS

TRADITION

RECORDS

PLAYOFFS

HISTORY

MINORS

NHL

MEDIA

HISTORY OF THE BLACKHAWKS

2006-07 CHICAGO BLACKHAWKS 31-42-9, 71 POINTS, 5TH CENTRAL DIVISION

	GM	DATE	OPPONENT	RESULT	SCORE	RECORD	GM	DATE	OPPONENT	RESULT	SCORE	RECORD
LEADERSHIP	1	10/05	@ Nashville	W	8-6	1-0-0	42	01/07	PHOENIX	L	2-4	17-20-5
	2	10/07	COLUMBUS	L	4-5	1-1-0	43	01/10	BUFFALO	L	1-2	17-21-5
	3	10/12	NASHVILLE	W	3-1	2-1-0	44	01/13	@ Detroit	L	3-6	17-22-5
	4	10/14	@ St. Louis	L	3-4	2-2-0	45	01/14	MINNESOTA	L	3-4 SO	17-22-6
PLAYERS	5	10/16	@ Colorado	W	5-3	3-2-0	46	01/16	COLUMBUS	L	4-5 OT	17-22-7
	6	10/18	MONTREAL	W	2-1	4-2-0	47	01/19	MINNESOTA	L	0-3	17-23-7
	7	10/20	@ Dallas	L	4-5	4-3-0	48	01/20	@ Nashville	L	3-6	17-24-7
	8	10/21	ST. LOUIS	L	3-4	4-4-0	49	01/26	NASHVILLE	L	1-3	17-25-7
2013-14	9	10/25	VANCOUVER	L	0-5	4-5-0	50	01/28	CALGARY	W	4-3 OT	18-25-7
	10	10/28	ANAHEIM	L	0-3	4-6-0	51	02/01	@ Los Angeles	W	3-2 OT	19-25-7
	11	10/30	@ Philadelphia	L	0-3	4-7-0	52	02/03	@ San Jose	L	2-4	19-26-7
	12	10/31	@ NY Islanders	L	2-5	4-8-0	53	02/06	@ Calgary	W	3-2 SO	20-26-7
OPPONENTS	13	11/02	DETROIT	L	1-2	4-9-0	54	02/07	@ Vancouver	W	3-0	21-26-7
	14	11/09	@ New Jersey	L	1-2 SO	4-9-1	55	02/09	@ Edmonton	L	1-2	21-27-7
	15	11/10	ST. LOUIS	W	3-1	5-9-1	56	02/11	@ Columbus	W	5-4	22-27-7
	16	11/12	COLUMBUS	W	1-0	6-9-1	57	02/14	@ Pittsburgh	L	4-5 SO	22-27-8
TRADITION	17	11/16	@ Phoenix	L	2-3 SO	6-9-2	58	02/16	VANCOUVER	L	1-2 SO	22-27-9
	18	11/17	@ Anaheim	W	4-3 SO	7-9-2	59	02/18	@ NY Rangers	L	1-2	22-28-9
	19	11/19	@ Vancouver	L	1-2	7-10-2	60	02/21	@ Detroit	L	2-4	22-29-9
	20	11/22	@ Calgary	L	1-4	7-11-2	61	02/22	SAN JOSE	L	0-2	22-30-9
RECORDS	21	11/24	@ Edmonton	L	1-5	7-12-2	62	02/25	ST. LOUIS	W	5-1	23-30-9
	22	11/29	DALLAS	W	2-1	8-12-2	63	02/27	DETROIT	L	1-4	23-31-9
	23	12/01	ST. LOUIS	W	5-2	9-12-2	64	03/01	COLORADO	L	1-6	23-32-9
	24	12/02	@ Nashville	W	4-5 OT	10-12-2	65	03/02	@ Detroit	L	2-6	23-33-9
PLAYOFFS	25	12/05	@ Minnesota	L	2-3 SO	10-12-3	66	03/04	OTTAWA	W	4-3 SO	24-33-9
	26	12/07	PHOENIX	L	1-2 SO	10-12-4	67	03/06	LOS ANGELES	W	3-0	25-33-9
	27	12/09	@ Minnesota	L	4-5 OT	10-12-5	68	03/10	@ Phoenix	W	7-5	26-33-9
	28	12/10	EDMONTON	W	4-1	11-12-5	69	03/13	@ San Jose	L	1-7	26-34-9
HISTORY	29	12/12	@ St. Louis	W	3-2	12-12-5	70	03/15	@ Los Angeles	W	4-3 SO	27-34-9
	30	12/14	DETROIT	L	2-3	12-13-5	71	03/16	@ Anaheim	L	2-5	27-35-9
	31	12/16	@ Columbus	W	6-4	13-13-5	72	03/20	@ Columbus	L	2-5	27-36-9
	32	12/17	COLORADO	W	2-1	14-13-5	73	03/21	SAN JOSE	L	1-4	27-37-9
MINORS	33	12/20	NASHVILLE	L	1-2	14-14-5	74	03/23	LOS ANGELES	L	1-2	27-38-9
	34	12/22	TORONTO	W	3-1	15-14-5	75	03/25	CALGARY	L	2-3	27-39-9
	35	12/23	@ Colorado	L	2-3	15-15-5	76	03/28	ANAHEIM	L	1-3	27-40-9
	36	12/26	DALLAS	W	2-1	16-15-5	77	03/30	COLUMBUS	W	3-1	28-40-9
NHL	37	12/29	BOSTON	L	3-5	16-16-5	78	04/01	EDMONTON	W	2-1	29-40-9
	38	12/31	@ Columbus	L	1-3	16-17-5	79	04/03	@ Nashville	W	3-2 SO	30-40-9
	39	01/01	@ St. Louis	W	4-1	17-17-5	80	04/05	DETROIT	W	3-2 SO	31-40-9
	40	01/04	@ St. Louis	L	0-2	17-18-5	81	04/07	@ Detroit	L	2-7	31-41-9
MEDIA	41	01/05	NASHVILLE	L	3-8	17-19-5	82	04/08	@ Dallas	L	2-3	31-42-9

PLAYER	GP	G	A	PTS	PIM	PLAYER	GP	G	A	PTS	PIM
HAVILAT, MARTIN	56	25	32	57	28	BYFUGUEN, DUSTIN	9	1	2	3	10
YBBATA, RADIN	77	14	27	41	26	BICKELL, BRYAN	3	2	0	2	0
HAMILTON, JEFF	70	18	21	39	22	#BOCHENSKI, BRANDON	10	2	0	2	2
ROUTIL, TUOMO	71	17	21	38	95	*ALEKSEY, NIKITA	15	2	0	2	0
SMOLINSKI, BRYAN	62	14	25	37	29	NORDQVIST, JONAS	3	0	2	2	2
SHARP, PATRICK	80	20	15	35	74	RICHMOND, DANNY	22	0	2	2	48
KEITH, DUNCAN	82	2	29	31	76	CORAZZINI, CARL	7	0	1	1	2
ARKHPOV, DENIS	79	10	17	27	54	*PARENTEAU, PIERRE	5	0	1	1	2
LAPORTE, MARTIN	82	13	11	24	98	BOLLAND, DAVID	1	0	0	0	0
SEABROOK, BRENT	81	4	20	24	104	FRASER, COLIN	1	0	0	0	2
BOURQUE, RENE	44	7	10	17	38	KEETH, MATT	2	0	0	0	4
SAULMELANEN, TONY	57	6	11	17	26	LOW, REED	6	0	0	0	38
AUCOIN, ADRIAN	59	4	12	16	50	BLUNDEN, MICHAEL	9	0	0	0	10
*BONDRA, PETER	57	5	9	14	26	BURISH, ADAM	9	0	0	0	2
#KUNKOVIC, LASSE	34	5	9	14	30	KOCI, DAVID	9	0	0	0	88
HOLMQUIST, MICHAEL	63	6	7	13	31	BROUWER, TROY	10	0	0	0	7
WISNIEWSKI, JAMES	50	2	8	10	39						
HANDZUS, MICHAEL	8	3	5	8	6						
BARKER, CAM	35	1	7	8	44						
VANDERMEER, JIM	46	1	6	7	53						
CULLMORE, JASSEN	65	1	6	7	64						
*WILLIAMS, JASON	20	4	2	6	20						
MACDONALD, CRAIG	25	3	2	5	14						
*STEWART, KARL	37	2	3	5	43						
ST. PIERRE, MARTIN	14	1	3	4	8						

* ACQUIRED IN SEASON # TRADED IN SEASON

GOALIES	GP	W	L	T	MINS	GA	SO	AVG
#CARON, SEBASTIEN	1	1	0	0	60	1	0	1.00
KHABIBULIN, NIKOLAI	60	25	26	5	3,425	163	1	2.86
LAINE, PATRICK	12	4	6	1	646	33	1	3.07
#BOUCHER, BRIAN	15	1	10	3	827	45	1	3.26

2007-08 CHICAGO BLACKHAWKS

40-34-8, 88 POINTS, 3RD CENTRAL DIVISION

GM	DATE	OPPONENT	RESULT	SCORE	RECORD	GM	DATE	OPPONENT	RESULT	SCORE	RECORD
1	10/04	@ Minnesota	L	0-1	0-1-0	42	01/08	@ Montreal	L	3-4 OT	19-19-4
2	10/06	DETROIT	W	4-3 SO	1-1-0	43	01/09	MINNESOTA	L	1-3	19-20-4
3	10/10	SAN JOSE	L	1-2	1-2-0	44	01/11	MINNESOTA	L	2-5	19-21-4
4	10/12	@ Detroit	W	3-2	2-2-0	45	01/13	@ Nashville	W	3-2 SO	20-21-4
5	10/13	DALLAS	W	2-1 OT	3-2-0	46	01/16	ST. LOUIS	W	6-1	21-21-4
6	10/17	ST. LOUIS	L	1-3	3-3-0	47	01/18	@ Colorado	W	2-1 SO	22-21-4
7	10/19	COLORADO	W	5-3	4-3-0	48	01/19	@ Phoenix	W	2-1 SO	23-21-4
8	10/20	@ Toronto	W	6-4	5-3-0	49	01/22	@ San Jose	L	2-3	23-22-4
9	10/23	COLUMBUS	L	4-7	5-4-0	50	01/24	COLUMBUS	L	0-1	23-23-4
10	10/25	@ Boston	L	1-3	5-5-0	51	01/30	@ Colorado	L	3-6	23-24-4
11	10/27	ATLANTA	L	2-3	5-6-0	52	02/02	@ San Jose	L	2-3 SO	23-25-4
12	10/31	@ Dallas	W	5-4	6-6-0	53	02/06	@ Edmonton	L	1-4	23-26-4
13	11/03	@ St. Louis	W	3-2	7-6-0	54	02/07	@ Calgary	W	3-1	24-25-4
14	11/04	NASHVILLE	L	2-5	7-7-0	55	02/10	@ Vancouver	L	2-3 SO	24-26-4
15	11/07	COLUMBUS	W	5-2	8-7-0	56	02/13	@ Columbus	W	7-2	25-26-4
16	11/09	ST. LOUIS	W	4-2	9-7-0	57	02/14	@ Nashville	W	6-1	26-26-4
17	11/11	DETROIT	W	3-2	10-7-0	58	02/17	COLORADO	W	2-1	27-26-4
18	11/14	@ Columbus	L	2-4	10-8-0	59	02/19	@ St. Louis	L	1-5	27-27-4
19	11/15	@ Nashville	L	4-5 OT	10-9-1	60	02/20	MINNESOTA	W	3-0	28-26-4
20	11/17	@ Detroit	W	5-3	11-8-1	61	02/23	@ Los Angeles	W	6-5 OT	29-26-4
21	11/22	@ Calgary	W	2-1	12-8-1	62	02/24	@ Anaheim	L	3-6	29-27-4
22	11/24	@ Edmonton	L	2-3 SO	12-9-2	63	02/27	PHOENIX	W	1-0	30-27-4
23	11/25	@ Vancouver	L	0-2	12-9-3	64	02/28	@ Dallas	L	4-7	30-28-4
24	11/28	TAMPA BAY	W	5-1	13-9-3	65	03/02	VANCOUVER	W	4-1	31-28-4
25	11/30	PHOENIX	W	6-1	14-9-3	66	03/04	@ Minnesota	W	4-2	32-28-4
26	12/01	@ St. Louis	L	1-3	14-10-2	67	03/05	ANAHEIM	W	3-0	33-28-4
27	12/05	VANCOUVER	L	2-3	14-11-2	68	03/07	SAN JOSE	L	2-3	33-29-4
28	12/07	ANAHEIM	L	3-5	14-12-2	69	03/09	EDMONTON	L	5-6 OT	33-29-7
29	12/09	CALGARY	L	2-3	14-13-2	70	03/11	@ Detroit	L	1-3	33-30-7
30	12/12	LOS ANGELES	W	6-3	15-13-2	71	03/12	CAROLINA	L	0-3	33-31-7
31	12/15	@ Buffalo	L	1-3	15-14-2	72	03/14	@ Columbus	W	6-3	34-31-7
32	12/16	FLORIDA	L	1-3	15-15-2	73	03/16	CALGARY	L	2-4	34-32-7
33	12/19	NASHVILLE	W	5-2	16-15-2	74	03/19	WASHINGTON	W	5-0	35-32-7
34	12/22	@ Ottawa	W	4-3 OT	17-15-2	75	03/22	@ Nashville	L	1-2 SO	35-32-8
35	12/23	EDMONTON	W	3-2	18-15-2	76	03/25	ST. LOUIS	W	4-3 OT	36-32-8
36	12/26	NASHVILLE	W	5-2	19-15-2	77	03/26	@ Columbus	L	0-4	36-33-8
37	12/30	LOS ANGELES	L	2-3 OT	19-16-3	78	03/29	@ St. Louis	W	4-3	37-33-8
38	01/01	@ Los Angeles	L	2-9	19-16-3	79	03/30	COLUMBUS	W	5-4 SO	38-33-8
39	01/03	@ Phoenix	L	2-4	19-17-3	80	04/02	DETROIT	W	6-2	39-33-8
40	01/04	@ Anaheim	L	1-2	19-18-3	81	04/04	NASHVILLE	W	3-1	40-33-8
41	01/06	DETROIT	L	1-3	19-19-3	82	04/06	@ Detroit	L	1-4	40-34-8

PLAYER	GP	G	A	PTS	PIM	PLAYER	GP	G	A	PTS	PIM
KANE, PATRICK	82	21	51	72	52	HJONANSSON, MAGNUS	18	0	4	4	4
SHARP, PATRICK	80	36	26	62	55	HSAMSONOV, SERGEI	23	0	4	4	6
TOEWS, JONATHAN	64	24	30	54	44	DOWELL, JAKE	19	2	1	3	10
LANG, ROBERT	76	21	33	54	50	*EAGER, BEN	9	0	2	2	27
BYFUGLIEN, DUSTIN	67	19	17	36	59	ADAMS, KEVIN	27	0	2	2	13
WILLIAMS, JASON	43	13	23	36	22	KHABIBULIN, NIKOLAI	50	0	2	2	4
KEIRI, DUNCAN	82	12	20	32	56	BROUWER, TROY	2	0	1	1	0
SEABROOK, BRENT	82	9	23	32	90	HJALMARSSON, NIKLAS	13	0	1	1	13
HAVILAT, MARTIN	35	10	17	27	22	BLUNDEN, MIKE	4	0	0	0	0
WISNIEWSKI, JAMES	68	7	19	26	103	BERTI, ADAM	2	0	0	0	0
BOURQUE, RENE	62	10	14	24	42	BICKELL, BRYAN	4	0	0	0	2
#RUUTU, TUOMO	60	6	15	21	75	FRASER, COLIN	5	0	0	0	7
SOPEL, BRENT	58	1	19	20	28	ST. PIERRE, MARTIN	5	0	0	0	0
BARKER, CAM	45	6	12	18	52	CRAWFORD, COREY	5	0	0	0	0
BOLLAND, DAVE	39	4	13	17	28	RICHMOND, DANNY	7	0	0	0	2
PERREAULT, YANK	53	9	5	14	24	KOCL, DAVID	18	0	0	0	68
*LADD, ANDREW	20	5	7	12	4	LAUME, PATRICK	32	0	0	0	8
#VANDERMEER, JIM	26	2	7	9	44						
BURISH, ADAM	81	4	4	8	214						
HUAPONTE, MARTIN	52	3	4	7	47						
*ADAMS, CRAIG	35	2	4	6	24						
SKILLE, JACK	16	3	2	5	0						
ZVYEN, ANDREI	32	2	3	5	38						
KONTILA, PETRI	12	0	5	5	6						
VERSTERS, KRS	13	2	2	4	6						
HENDRY, JORDAN	40	1	3	4	22						

* ACQUIRED IN SEASON # TRADED IN SEASON

GOALIES

GP	W	L	T	MIN	GA	SO	AVG
50	23	20	6	2,892	127	2	2.63
32	16	12	2	1,828	86	1	2.82
5	1	2	0	224	8	1	2.14

LEADERSHIP

PLAYERS

2013-14

OPPONENTS

TRADITION

RECORDS

PLAYOFFS

HISTORY

MINORS

NHL

MEDIA

2008-09 CHICAGO BLACKHAWKS 46-24-12, 104 POINTS, 2ND CENTRAL DIVISION

	GM	DATE	OPPONENT	RESULT	SCORE	RECORD	GM	DATE	OPPONENT	RESULT	SCORE	RECORD
LEADERSHIP	1	10/10	@ NY Rangers	L	2-4	0-1-0	42	01/16	NY RANGERS	L	2-3 OT	24-10-8
	2	10/11	@ Washington	L	2-4	0-2-0	43	01/17	@ St. Louis	W	2-1 OT	25-10-8
	3	10/13	NASHVILLE	L	2-3 SO	0-2-1	44	01/19	MINNESOTA	L	1-4	25-11-8
	4	10/15	PHOENIX	W	4-1	1-2-1	45	01/21	ST. LOUIS	L	0-2	25-12-8
PLAYERS	5	10/18	@ St. Louis	L	3-4 SO	1-2-2	46	01/28	@ Anaheim	W	3-2	26-12-8
	6	10/19	VANCOUVER	W	4-2	2-2-2	47	01/29	@ Los Angeles	L	2-5	26-13-8
	7	10/22	EDMONTON	W	3-0	3-2-2	48	01/31	@ San Jose	W	4-2	27-13-8
	8	10/25	DETROIT	L	5-6 SO	3-2-3	49	02/03	@ Edmonton	W	3-1	28-13-8
2013-14	9	10/27	@ Minnesota	L	2-3	3-3-3	50	02/05	@ Calgary	W	5-2	29-13-8
	10	10/31	DALLAS	W	5-2	4-3-3	51	02/07	@ Vancouver	L	3-7	29-14-8
	11	11/01	@ Columbus	W	4-3 SO	5-3-3	52	02/11	@ Atlanta	W	3-1	30-14-8
	12	11/03	COLORADO	W	6-2	6-3-3	53	02/13	@ St. Louis	L	0-1	30-15-8
OPPONENTS	13	11/09	CALGARY	W	6-1	7-3-3	54	02/14	DALLAS	W	6-2	31-15-8
	14	11/12	BOSTON	L	1-2 SO	7-3-4	55	02/17	@ Tampa Bay	W	5-3	32-15-8
	15	11/14	ST. LOUIS	L	3-4 OT	7-3-5	56	02/19	@ Florida	W	4-0	33-15-8
	16	11/16	SAN JOSE	L	5-6	7-4-5	57	02/21	@ Dallas	W	3-1	34-15-8
TRADITION	17	11/18	@ Phoenix	W	3-2 SO	8-4-5	58	02/22	MINNESOTA	L	1-2	34-16-8
	18	11/20	@ Dallas	W	6-3	9-4-5	59	02/24	@ Nashville	L	3-5	34-17-8
	19	11/22	@ Toronto	W	5-4 OT	10-4-5	60	02/27	PITTSBURGH	L	4-5 OT	34-17-9
	20	11/25	@ San Jose	L	2-3 OT	10-4-6	61	03/01	LOS ANGELES	W	4-2	35-17-9
RECORDS	21	11/28	@ Anaheim	L	0-1	10-5-6	62	03/05	ANAHEIM	W	3-2 OT	36-17-9
	22	11/29	@ Los Angeles	L	2-5	10-6-6	63	03/07	@ Boston	L	3-5	36-18-9
	23	12/03	ANAHEIM	W	4-2	11-6-6	64	03/08	COLORADO	L	1-5	36-19-9
	24	12/06	@ Detroit	L	4-5 SO	11-6-7	65	03/11	CAROLINA	W	3-2 SO	37-19-9
PLAYOFFS	25	12/07	PHOENIX	W	7-1	12-6-7	66	03/15	COLUMBUS	L	3-5	37-20-9
	26	12/10	OTTAWA	W	2-0	13-6-7	67	03/15	NY ISLANDERS	L	2-4	37-21-9
	27	12/12	@ Colorado	W	4-3	14-6-7	68	03/17	@ New Jersey	L	2-3	37-22-9
	28	12/14	COLUMBUS	W	3-1	15-6-7	69	03/18	@ Columbus	L	3-4 OT	37-22-10
HISTORY	29	12/16	@ Edmonton	W	9-2	16-6-7	70	03/20	EDMONTON	L	4-5 SO	37-22-11
	30	12/19	@ Calgary	W	3-2 OT	17-6-7	71	03/22	LOS ANGELES	W	4-1	38-22-11
	31	12/20	@ Vancouver	W	3-1	18-6-7	72	03/25	SAN JOSE	W	6-5 SO	39-22-11
	32	12/26	PHILADELPHIA	W	5-1	19-6-7	73	03/27	NEW JERSEY	W	3-2 OT	40-22-11
MINORS	33	12/28	@ Minnesota	W	4-1	20-6-7	74	03/29	VANCOUVER	L	0-4	40-23-11
	34	12/30	@ Detroit	L	0-4	20-7-7	75	03/31	@ Montreal	L	1-4	40-24-11
	35	01/01	DETROIT	L	4-6	20-8-7	76	04/01	ST. LOUIS	W	3-1	41-24-11
	36	01/04	CALGARY	W	5-2	21-8-7	77	04/03	NASHVILLE	W	3-1	42-24-11
NHL	37	01/06	@ Phoenix	W	6-0	22-8-7	78	04/05	@ Columbus	W	1-0 OT	43-24-11
	38	01/08	@ Colorado	L	1-2	22-9-7	79	04/07	@ Nashville	W	4-2	44-24-11
	39	01/10	@ Nashville	L	1-4	22-10-7	80	04/08	COLUMBUS	L	3-4 SO	44-24-12
	40	01/11	NASHVILLE	W	3-1	23-10-7	81	04/11	@ Detroit	W	4-2	45-24-12
MEDIA	41	01/14	BUFFALO	W	4-1	24-10-7	82	04/12	DETROIT	W	3-0	46-24-12

PLAYER	GP	G	A	PTS	PIM	PLAYER	GP	G	A	PTS	PIM			
HAVLAT, MARTIN	81	29	48	77	30	PELLETIER, PASCAL	7	0	0	0	0			
KANE, PATRICK	80	25	45	70	42	HUET, CRISTOBAL	41	0	0	0	2			
TOEWIS, JONATHAN	82	34	35	69	51	HENDRY, JORDAN	9	0	0	0	4			
VERSTEEG, KRIS	78	22	31	53	55	BRENT, TIM	2	0	0	0	2			
CAMPBELL, BRIAN	82	7	45	52	22	NEMI, ANTTI	3	0	0	0	0			
LADD, ANDREW	82	15	34	49	28									
BOLLAND, DAVE	81	19	28	47	52	* ACQUIRED IN SEASON	# TRADED IN SEASON							
SHARP, PATRICK	61	26	18	44	41									
KEITH, DUNCAN	77	8	36	44	60									
BARNER, CAM	68	6	34	40	65									
BYFUGLIEN, DUSTIN	77	15	16	31	81									
BROUWER, TROY	69	10	16	26	50									
SEABROOK, BRENT	82	8	18	26	62									
FRASER, COLIN	81	6	11	17	55									
EAGER, BEN	75	11	4	15	161									
WALKER, MATT	65	1	13	14	79									
#WISNIEWSKI, JAMES	31	2	11	13	14									
BURISH, ADAM	66	6	3	9	93									
JOHNSON, AARON	38	3	5	8	33									
# ADAMS, CRAIG	36	2	4	6	22									
*PAHLSSON, SAMUEL	13	2	1	3	2									
HJALMARSSON, NIKLAS	21	1	2	3	0									
SOPEL, BRENT	23	1	1	2	8									
SKILLE, JACK	8	1	0	1	5									
KHABIBULIN, NIKOLAI	42	0	2	2	8	GOALIES	GP	W	L	OTL	MINS	GA	SO	AVG
DOWELL, JAKE	1	0	0	0	2	KHABIBULIN, NIKOLAI	50	23	20	7	2,467	96	3	2.33
						HUET, CRISTOBAL	32	16	12	4	2,351	99	3	2.53
						NEMI, ANTTI	3	1	1	1	141	8	0	3.40

2009-10 CHICAGO BLACKHAWKS

52-22-8, 112 POINTS, 1ST CENTRAL DIVISION

GM	DATE	OPPONENT	RESULT	SCORE	RECORD	GM	DATE	OPPONENT	RESULT	SCORE	RECORD
1	10/02	FLORIDA*	L	3-4 SO	0-1-1	42	01/03	ANAHEIM	W	5-2	29-10-3
2	10/05	@ Florida*	W	4-0	1-0-1	43	01/05	MINNESOTA	W	4-1	30-10-3
3	10/08	@ Detroit	L	2-3	1-1-1	44	01/07	@ Boston	W	5-2	31-10-3
4	10/10	COLORADO	W	4-3 SO	2-1-1	45	01/09	@ Minnesota	L	5-6 SO	31-10-4
5	10/12	CALGARY	W	6-5 OT	3-1-1	46	01/10	ANAHEIM	L	1-3	31-10-4
6	10/14	EDMONTON	W	4-3	4-1-1	47	01/14	COLUMBUS	W	3-0	32-10-4
7	10/15	@ Nashville	W	3-1	5-1-1	48	01/16	@ Columbus	W	6-5	33-10-4
8	10/17	@ Dallas	L	3-4	5-2-1	49	01/17	@ Detroit	W	4-3 SO	34-10-4
9	10/21	VANCOUVER	L	2-3	5-3-1	50	01/19	@ Ottawa	L	1-4	34-12-4
10	10/24	NASHVILLE	W	2-0	6-3-1	51	01/21	@ Calgary	W	3-1	35-12-4
11	10/26	MINNESOTA	W	3-1	7-3-1	52	01/23	@ Vancouver	L	1-5	35-13-4
12	10/29	@ Nashville	L	0-2	7-4-1	53	01/26	@ Edmonton	W	4-2	36-13-4
13	10/30	MONTREAL	W	3-2	8-4-1	54	01/28	@ San Jose	W	4-3 OT	37-13-4
14	11/05	@ Phoenix	L	1-3	8-5-1	55	01/30	@ Carolina	L	2-4	37-14-4
15	11/06	@ Colorado	L	3-4 SO	8-5-2	56	02/03	ST. LOUIS	L	2-3	37-15-4
16	11/09	LOS ANGELES	W	4-1	9-5-2	57	02/05	PHOENIX	L	1-2 SO	37-15-5
17	11/11	COLORADO	W	3-2 SO	10-5-2	58	02/06	@ St. Louis	W	2-1	38-15-5
18	11/13	TORONTO	W	3-2	11-5-2	59	02/09	DALLAS	W	4-3 SO	39-15-5
19	11/15	SAN JOSE	W	4-3 OT	12-5-2	60	02/13	ATLANTA	W	5-4 SO	40-15-5
20	11/19	@ Calgary	W	7-1	13-5-2	61	02/14	@ Columbus	W	5-4 SO	41-15-5
21	11/21	@ Edmonton	W	5-2	14-5-2	62	03/02	@ NY Islanders	L	3-5	41-16-5
22	11/22	@ Vancouver	W	1-0	15-5-2	63	03/05	EDMONTON	W	5-2	42-16-5
23	11/25	@ San Jose	W	7-2	16-5-2	64	03/06	VANCOUVER	W	6-3	43-16-5
24	11/27	@ Anaheim	L	0-3	16-6-2	65	03/07	DETROIT	L	4-5	43-17-5
25	11/28	@ Los Angeles	L	1-2 SO	16-6-3	66	03/10	LOS ANGELES	W	3-2 OT	44-17-5
26	12/01	COLUMBUS	W	4-3 SO	17-6-3	67	03/13	@ Philadelphia	L	2-3	44-18-5
27	12/04	NASHVILLE	L	1-4	17-7-3	68	03/14	WASHINGTON	L	3-4 OT	44-19-5
28	12/05	@ Pittsburgh	W	2-1 OT	18-7-3	69	03/17	@ Anaheim	L	2-4	44-19-6
29	12/09	NY RANGERS	W	2-1 OT	19-7-3	70	03/18	@ Los Angeles	W	3-0	45-19-6
30	12/11	@ Buffalo	L	1-2	19-8-3	71	03/20	@ Phoenix	L	4-5 SO	45-19-7
31	12/13	TAMPA BAY	W	4-0	20-8-3	72	03/23	PHOENIX	W	2-0	46-19-7
32	12/16	ST. LOUIS	W	3-0	21-8-3	73	03/25	@ Columbus	L	3-8	46-20-7
33	12/18	BOSTON	W	5-4 SO	22-8-3	74	03/28	COLUMBUS	L	2-4	47-20-7
34	12/20	DETROIT	W	3-0	23-8-3	75	03/30	@ St. Louis	L	4-4	47-21-7
35	12/22	SAN JOSE	L	2-3	23-9-3	76	03/31	@ Minnesota	W	2-0	47-22-7
36	12/23	@ Detroit	W	3-0	24-9-3	77	04/02	@ New Jersey	W	2-1 SO	48-22-7
37	12/26	@ Nashville	W	4-1	25-9-3	78	04/04	CALGARY	W	4-1	49-22-7
38	12/27	NASHVILLE	W	5-4	26-9-3	79	04/06	@ Dallas	W	5-2	50-22-7
39	12/29	@ Dallas	L	4-5	26-10-3	80	04/07	ST. LOUIS	W	6-5	51-22-7
40	12/31	NEW JERSEY	W	5-1	27-10-3	81	04/09	@ Colorado	W	5-2	52-22-7
41	01/02	@ St. Louis	W	6-3	28-10-3	82	04/11	DETROIT	L	2-3 OT	52-22-8

* Game played in Helsinki, Finland, as part of the 2009 NHL Premiere.

PLAYER	GP	G	A	PTS	PIM	PLAYER	GP	G	A	PTS	PIM
KANE, PATRICK	82	30	58	88	20	FEBERT, ANDREW	10	1	0	1	2
KEITH, DUNCAN	82	14	55	69	51	*BOYNTON, NICK	7	0	1	1	12
TOEWS, JONATHAN	76	25	45	68	47	NEMI, ANTTI	39	0	1	1	0
SHARP, PATRICK	82	25	41	66	28	*SMOLENAK, RADEK	1	0	0	0	5
HOSSA, MARIAN	57	24	27	51	18	HUET, CRISTOBAL	48	0	0	0	4
VERSTEEG, KRIS	79	20	24	44	35	CHAMFORD, COREY	1	0	0	0	0
BROWDER, TROY	78	22	18	40	66						
LAZO, ANDREW	82	17	21	38	67						
CAMPBELL, BRIAN	68	7	31	38	18						
BYFUGLEN, DUSTIN	82	17	17	34	94						
SEABROOK, BRENT	78	4	26	39	59						
MADDEN, JOHN	79	10	15	25	12						
KOPECKY, TOMAS	74	10	11	21	28						
FRASER, COLIN	70	7	12	19	44						
HJALMARSSON, NIKLAS	77	2	15	17	20						
EAGER, BEN	60	7	9	16	120						
BOLLAND, DAVE	39	6	10	16	28						
*BARKER, CAM	51	4	10	14	58						
HENDRY, JORDAN	45	2	6	8	10						
SOPEL, BRENT	73	1	7	8	34						
BICKELL, BRIAN	16	3	1	4	5						
BURISH, ADAM	13	1	3	4	14						
*JOHNSON, KIM	8	1	2	3	4						
SKILLE, JACK	6	1	1	2	0						
DOWELL, JAKE	3	1	1	2	5						

* ACQUIRED IN SEASON # TRADED IN SEASON

GOALIES	GP	W	L	OTL	MIN	GA	SO	AVG
HUET, CRISTOBAL	48	26	14	4	2731	114	4	2.50
NEMI, ANTTI	39	26	7	4	2190	82	7	2.25
CHAMFORD, COREY	1	0	1	0	99	3	0	3.05

2010-11 CHICAGO BLACKHAWKS 44-29-9, 97 POINTS, 3RD CENTRAL DIVISION

	GM	DATE	OPPONENT	RESULT	SCORE	RECORD	GM	DATE	OPPONENT	RESULT	SCORE	RECORD
LEADERSHIP	1	10/07	@ Colorado	L	3-4 OT	0-0-1	42	01/05	DALLAS	L	2-4	28-18-5
	2	10/09	DETROIT	L	2-3	0-1-1	43	01/07	OTTAWA	W	3-2 SO	22-18-5
	3	10/11	@ Buffalo	W	4-3	1-1-1	44	01/09	NY ISLANDERS	W	5-0	23-18-5
	4	10/13	NASHVILLE	L	2-3	1-2-1	45	01/12	COLORADO	W	4-0	24-18-5
PLAYERS	5	10/15	@ Columbus	W	5-2	2-2-1	46	01/15	@ Nashville	L	2-3 SO	24-18-4
	6	10/16	BUFFALO	W	4-3	3-2-1	47	01/16	NASHVILLE	W	6-3	25-18-4
	7	10/18	ST. LOUIS	W	3-2 OT	4-2-1	48	01/22	@ Detroit	W	4-1	26-18-4
	8	10/20	VANCOUVER	W	2-1 SO	5-2-1	49	01/23	PHILADELPHIA	L	1-4	26-19-4
2013-14	9	10/22	@ St. Louis	L	2-4	5-3-1	50	01/25	MINNESOTA	L	2-4	26-20-4
	10	10/23	COLUMBUS	L	2-3	5-4-1	51	02/01	@ Columbus	W	7-4	27-20-4
	11	10/27	LOS ANGELES	W	3-1	6-4-1	52	02/04	@ Vancouver	L	3-4	27-21-4
	12	10/29	EDMONTON	L	4-7	6-5-1	53	02/07	@ Calgary	L	1-3	27-22-4
OPPONENTS	13	10/30	@ Minnesota	W	3-1	7-5-1	54	02/09	@ Edmonton	W	4-1	28-22-4
	14	11/01	@ NY Rangers	L	2-3	7-6-1	55	02/11	@ Dallas	L	3-4 SO	28-22-5
	15	11/03	NEW JERSEY	L	3-5	7-7-1	56	02/12	@ Phoenix	L	2-3 SO	28-22-6
	16	11/06	@ Atlanta	W	5-4 SO	8-7-1	57	02/16	MINNESOTA	W	3-1	29-22-6
TRADITION	17	11/07	EDMONTON	L	1-2	8-8-1	58	02/18	COLUMBUS	L	3-4	29-23-6
	18	11/10	PHOENIX	L	1-2	8-9-1	59	02/20	PITTSBURGH	W	3-2 SO	30-23-6
	19	11/13	@ Nashville	L	3-4 SO	8-9-2	60	02/21	@ St. Louis	W	5-3	31-23-6
	20	11/14	ANAHEIM	W	3-2 OT	9-9-2	61	02/24	@ Nashville	W	7-0	32-23-6
RECORDS	21	11/17	@ Edmonton	W	5-0	10-9-2	62	02/27	PHOENIX	W	4-3 SO	33-23-6
	22	11/19	@ Calgary	L	2-7	10-10-2	63	02/28	@ Minnesota	W	4-2	34-23-6
	23	11/20	@ Vancouver	W	7-1	11-10-2	64	03/02	CALGARY	W	6-4	35-23-6
	24	11/24	@ San Jose	L	2-5	11-11-2	65	03/04	CAROLINA	W	5-2	36-23-6
PLAYOFFS	25	11/26	@ Anaheim	W	4-1	12-11-2	66	03/05	@ Toronto	W	5-3	37-23-6
	26	11/27	@ Los Angeles	W	2-1	13-11-2	67	03/08	@ Florida	L	2-3	37-24-6
	27	11/30	ST. LOUIS	W	7-5	14-11-2	68	03/09	@ Tampa Bay	L	3-4 SO	37-24-7
	28	12/03	VANCOUVER	L	0-3	14-12-2	69	03/13	@ Washington	L	3-4 OT	37-24-8
HISTORY	29	12/05	CALGARY	W	4-2	15-12-2	70	03/14	SAN JOSE	W	6-3	38-24-8
	30	12/08	DALLAS	W	5-3	16-12-2	71	03/17	@ Dallas	L	0-5	38-25-8
	31	12/11	@ San Jose	L	1-2 OT	16-13-2	72	03/20	@ Phoenix	W	2-1	39-25-8
	32	12/13	@ Colorado	L	5-7	16-14-3	73	03/23	FLORIDA	W	4-0	40-25-8
MINDS	33	12/15	COLORADO	L	3-4	16-14-3	74	03/26	ANAHEIM	L	1-2	40-26-8
	34	12/17	DETROIT	W	4-1	17-14-3	75	03/28	@ Detroit	W	3-2 OT	41-26-8
	35	12/19	LOS ANGELES	W	3-2	18-14-3	76	03/29	@ Boston	L	0-3	41-27-8
	36	12/22	NASHVILLE	W	4-1	19-14-3	77	04/01	@ Columbus	W	4-3 SO	42-27-8
NHL	37	12/26	COLUMBUS	W	4-1	20-14-3	78	04/03	TAMPA BAY	L	0-2	42-28-8
	38	12/28	@ St. Louis	L	1-3	20-15-3	79	04/05	@ Montreal	L	1-2 OT	42-29-8
	39	12/30	SAN JOSE	L	3-5	20-16-3	80	04/06	ST. LOUIS	W	4-3 OT	43-29-8
	40	01/02	@ Anaheim	L	1-2	20-17-3	81	04/08	@ Detroit	W	4-2	44-29-9
MEDIA	41	01/05	@ Los Angeles	W	4-3	21-17-3	82	04/10	DETROIT	L	3-4	44-29-9
PLAYER	GP	G	A	PTS	PIM	PLAYER	GP	G	A	PTS	PIM	
TOWNS, JONATHAN	80	32	44	76	26	SMITH, BEN	6	1	0	1	0	
KANE, PATRICK	73	27	46	73	38	DAVE, JEFF	1	0	0	0	0	
SHARP, PATRICK	74	34	37	71	38	# POTULNY, EVAN	3	0	0	0	0	
HOSSA, MARIAN	65	25	32	57	32	BROPHY, EVAN	1	0	0	0	0	
SEABROOK, BRENT	82	9	39	48	47	# KLINKHAMMER, ROB	1	0	0	0	0	
KEITH, DUNCAN	82	7	38	45	22	PIRI, BRANDON	1	0	0	0	0	
KOPECKY, TOMAS	81	15	27	42	60	KRUGER, MARCUS	7	0	0	0	4	
BOLLAND, DAVE	61	15	22	37	34	* ACQUIRED IN SEASON	# TRADED IN SEASON					
BICKELL, BRYAN	78	17	20	37	40							
BROUWER, TROY	79	17	19	36	38							
CAMPBELL, BRIAN	65	5	22	27	6							
STALBERG, VIKTOR	77	12	12	24	43							
DOWELL, JAKE	79	6	15	21	63							
# SKILLE, JACK	49	7	10	17	25							
PISANI, FERNANDO	60	7	9	16	10							
HJALMARSSON, NIKLAS	80	3	7	10	39							
* FROLIK, MICHAEL	28	3	6	9	14							
CULLMORE, JASSEN	36	0	8	8	8							
BOYNTON, NICK	41	1	7	8	36							
* CAMPOLI, CHRIS	19	1	6	7	2							
LEDY, NICK	46	4	3	7	4							
JOHNSON, RYAN	34	1	5	6	8							
MORIN, JEREMY	9	2	1	3	9							
HENDRY, JORDAN	37	1	0	1	4							
SCOTT, JOHN	40	0	1	1	72							
GOALIES	GP	W	L	OTL	MINS	GA	SO	AVG				
CRAWFORD, COREY	57	33	18	10	3,337	128	4	2.30				
TURKO, MARTY	29	11	11	4	1,631	82	1	3.02				

2011-12 CHICAGO BLACKHAWKS

45-26-11, 101 POINTS, 4TH CENTRAL DIVISION

GM	DATE	OPPONENT	RESULT	SCORE	RECORD	GM	DATE	OPPONENT	RESULT	SCORE	RECORD
1	10/07	@ Dallas	L	2-1	0-1-0	42	01/08	DETROIT	L (OT)	3-2	24-15-5
2	10/08	DALLAS	W	5-2	1-1-0	43	01/10	COLUMBUS	W	5-2	25-15-5
3	10/09	WINNIPEG	W	4-3	2-1-0	44	01/12	MINNESOTA	W	5-2	26-15-5
4	10/10	BOSTON	L (SO)	3-2	2-1-1	45	01/14	@ Detroit	L (OT)	3-2	26-16-6
5	10/18	@ Phoenix	W	5-2	3-1-1	46	01/15	SAN JOSE	W	4-3	27-16-6
6	10/20	@ Colorado	W	3-1	4-1-1	47	01/18	BUFFALO	W	6-2	28-16-6
7	10/22	COLORADO	L (SO)	5-4	4-1-2	48	01/20	FLORIDA	W	3-1	29-16-6
8	10/25	ANAHEIM	W (SO)	3-2	5-1-2	49	01/21	@ Nashville	L	5-2	29-17-6
9	10/28	@ Carolina	L	3-0	5-2-2	50	01/24	NASHVILLE	L	3-1	29-18-6
10	10/29	COLUMBUS	W	5-2	6-2-2	51	01/31	@ Vancouver	L (OT)	3-2	29-19-7
11	10/31	NASHVILLE	W (OT)	5-4	7-2-2	52	02/02	@ Edmonton	L	8-4	29-20-7
12	11/03	@ Florida	W (SO)	3-2	8-2-2	53	02/03	@ Calgary	L	3-1	29-21-7
13	11/04	@ Tampa Bay	L (OT)	5-4	8-3-3	54	02/07	@ Colorado	L	5-2	29-22-7
14	11/06	VANCOUVER	L	6-2	8-3-3	55	02/10	@ San Jose	L	5-3	29-23-7
15	11/08	@ St. Louis	L	3-0	8-4-3	56	02/11	@ Phoenix	L	3-0	29-24-7
16	11/10	@ Columbus	W	6-3	9-4-3	57	02/14	@ Nashville	L	3-2	29-25-7
17	11/11	CALGARY	W	4-1	10-4-3	58	02/16	@ NY Rangers	W	4-2	30-25-7
18	11/13	EDMONTON	W	6-3	11-4-3	59	02/18	@ Columbus	W	6-1	31-25-7
19	11/16	@ Vancouver	W	5-1	12-4-3	60	02/19	ST. LOUIS	W	3-1	32-25-7
20	11/18	@ Calgary	L	5-2	12-5-3	61	02/21	DETROIT	W	2-1	33-25-7
21	11/19	@ Edmonton	L	9-2	12-6-3	62	02/25	DALLAS	L	3-1	33-26-7
22	11/23	@ San Jose	L	1-0	12-7-3	63	02/25	@ Los Angeles	L	4-0	33-27-7
23	11/25	@ Anaheim	W	6-5	13-7-3	64	02/26	@ Anaheim	L	3-1	33-28-7
24	11/26	@ Los Angeles	W	2-1	14-7-3	65	02/29	TORONTO	W	5-4	34-28-7
25	11/29	PHOENIX	L	4-1	14-8-3	66	03/02	@ Ottawa	W	2-1	35-28-7
26	12/02	NY ISLANDERS	W (SO)	5-4	15-8-3	67	03/04	@ Detroit	W	2-1	36-28-7
27	12/03	@ St. Louis	W	5-2	16-8-3	68	03/06	@ St. Louis	L	5-1	36-29-7
28	12/05	PHOENIX	L (SO)	4-3	16-9-3	69	03/09	NY RANGERS	W	4-3	37-29-7
29	12/08	@ NY Islanders	W (OT)	3-2	17-9-3	70	03/11	LOS ANGELES	L (SO)	4-3	37-30-7
30	12/11	SAN JOSE	W (OT)	3-2	18-9-3	71	03/13	ST. LOUIS	W (SO)	4-3	38-30-7
31	12/14	@ Minnesota	W (SO)	4-3	19-9-3	72	03/16	@ Dallas	W	4-1	39-30-7
32	12/16	ANAHEIM	W	4-1	20-9-3	73	03/18	WASHINGTON	W	5-2	40-30-7
33	12/18	CALGARY	W	4-2	21-9-3	74	03/20	@ Columbus	W	5-1	41-30-7
34	12/20	@ Pittsburgh	L	3-2	21-10-3	75	03/21	VANCOUVER	W (OT)	2-1	42-30-7
35	12/21	MONTREAL	W	5-1	22-10-3	76	03/25	NASHVILLE	L	6-1	42-31-7
36	12/26	COLUMBUS	W	4-1	23-10-3	77	03/27	@ New Jersey	L (SO)	2-1	42-32-7
37	12/28	LOS ANGELES	L	2-0	23-11-3	78	03/29	ST. LOUIS	W (SO)	4-3	43-32-7
38	12/30	DETROIT	W	3-2	24-11-3	79	03/31	@ Nashville	W	5-4	44-32-7
39	01/02	EDMONTON	L	4-3	24-12-3	80	04/01	MINNESOTA	L (SO)	5-4	44-33-7
40	01/05	@ Philadelphia	L	5-4	24-13-3	81	04/05	@ Minnesota	L (SO)	2-1	44-34-7
41	01/06	COLORADO	L	4-0	24-14-3	82	04/07	@ Detroit	W (SO)	3-2	45-34-7

PLAYER	GP	G	A	PTS	PIM	PLAYER	GP	G	A	PTS	PIM
HOSEA, MARIAN	81	29	40	77	20	OLSEN, DYLAN	28	0	1	1	6
SHARP, PATRICK	74	35	36	69	38	EMERY, RAY	34	0	1	1	2
KANE, PATRICK	82	25	45	66	40	*MORRISON, BRENDAN	11	0	0	0	6
TOEWS, JONATHAN	59	29	28	57	28	OLESE, ROSTISLAV	6	0	0	0	6
STALBERG, VIKTOR	79	22	21	43	34	MORIN, JEREMY	3	0	0	0	0
KEITH, DUNCAN	74	4	36	40	47	BOLLIG, BRANDON	18	0	0	0	58
BOLLAND, DAVE	76	19	18	37	47	SAAD, BRANDON	2	0	0	0	0
LEIDY, NICK	82	3	34	37	10	CRAWFORD, COREY	57	0	0	0	0
SEABROOK, BRENT	78	9	25	34	22						
BRUNETTE, ANDREW	78	12	15	27	4						
KRUGER, MARCUS	71	9	17	26	22						
BICKELL, BRYAN	71	9	15	24	48						
SHAW, ANDREW	72	12	11	23	50						
MAYERS, JAMAL	81	6	9	15	91						
HJALMARSSON, NIKLAS	69	1	14	15	14						
FROLIK, MICHAEL	65	5	10	15	22						
MONTADOR, STEVE	52	5	9	14	45						
CARCKLO, DANIEL	28	2	9	11	82						
HAYES, JIMMY	31	5	4	9	16						
*O'DONNELL, SEAN	51	0	7	7	23						
*ODUVA, JOHNNY	18	1	4	5	0						
LEPSTO, SAMI	26	1	2	3	4						
SMITH, BEN	15	2	0	2	0						
PIRRI, BRANDON	5	0	2	2	0						
*SCOTT, JOHN	29	0	1	1	48						

* ACQUIRED IN SEASON # TRADED IN SEASON

GOALIES	GP	W	L	OTL	MINS	GA	SO	AVG
CRAWFORD, COREY	57	30	17	7	3,218	146	0	2.72
EMERY, RAY	34	15	9	4	1,774	834	0	2.81

2012-13 CHICAGO BLACKHAWKS 36-7-5, 77 POINTS, 1ST CENTRAL DIVISION

GM	DATE	OPPONENT	RESULT	SCORE	RECORD	GM	DATE	OPPONENT	RESULT	SCORE	RECORD
1	01/19	@ Los Angeles	W	5-2	1-0-0	42	04/15	DALLAS	W	5-2	33-5-4
2	01/20	@ Phoenix	W	6-4	2-0-0	43	04/19	@ Nashville	W	5-4 OT	34-5-4
3	01/22	ST. LOUIS	W	3-2	3-0-0	44	04/20	@ Phoenix	L	2-3 SO	34-5-5
4	01/24	@ Dallas	W	3-2 OT	4-0-0	45	04/22	@ Vancouver	L	1-3	34-6-5
5	01/26	@ Columbus	W	3-2	5-0-0	46	04/24	@ Edmonton	W	4-1	35-6-5
6	01/27	DETROIT	W	2-1 OT	6-0-0	47	04/26	CALGARY	W	3-1	36-6-5
7	01/30	@ Minnesota	L	2-3 SO	6-0-1	48	04/27	@ St. Louis	L	1-3	36-7-5
8	02/01	@ Vancouver	L	1-2 SO	6-0-2	NOTE: 2012-13 season shortened to 48 games due to 119-day lockout (Sept. 15, 2012-Jan. 12, 2013).					
9	02/02	@ Calgary	W	3-2 SO	7-0-2						
10	02/05	@ San Jose	W	5-3	8-0-2						
11	02/07	@ Phoenix	W	6-2	9-0-2						
12	02/10	@ Nashville	W	3-0	10-0-2						
13	02/12	ANAHEIM	L	2-3 SO	10-0-3						
14	02/15	SAN JOSE	W	4-1	11-0-3						
15	02/17	LOS ANGELES	W	3-2	12-0-3						
16	02/19	VANCOUVER	W	4-3 SO	13-0-3						
17	02/22	SAN JOSE	W	2-1	14-0-3						
18	02/24	COLUMBUS	W	1-0	15-0-3						
19	02/25	EDMONTON	W	3-2 OT	16-0-3						
20	02/28	@ St. Louis	W	3-0	17-0-3						
21	03/01	COLUMBUS	W	4-3 OT	18-0-3						
22	03/03	@ Detroit	W	2-1 SO	19-0-3						
23	03/05	MINNESOTA	W	5-3	20-0-3						
24	03/06	COLORADO	W	3-2	21-0-3						
25	03/08	@ Colorado	L	2-6	21-1-3						
26	03/10	EDMONTON	L	5-6	21-2-3						
27	03/14	@ Columbus	W	2-1 SO	22-2-3						
28	03/16	@ Dallas	W	8-1	23-2-3						
29	03/18	@ Colorado	W	5-2	24-2-3						
30	03/20	@ Anaheim	L	2-4	24-3-3						
31	03/25	LOS ANGELES	L	4-5	24-4-3						
32	03/26	CALGARY	W	2-0	25-4-3						
33	03/29	ANAHEIM	L	1-2	25-5-3						
34	03/31	@ Detroit	W	7-1	26-5-3						
35	04/01	NASHVILLE	W	3-2 SO	27-5-3						
36	04/04	ST. LOUIS	L	3-4 SO	27-6-4						
37	04/06	@ Nashville	W	1-0	28-6-4						
38	04/07	NASHVILLE	W	5-3	29-6-4						
39	04/09	@ Minnesota	W	1-0	30-6-4						
40	04/12	DETROIT	W	3-2 SO	31-6-4						
41	04/14	@ St. Louis	W	2-0	32-6-4						



PLAYER	GP	G	A	PTS	PIM	PLAYER	GP	G	A	PTS	PIM
PATRICK KANE	47	25	32	55	8	DREW LEBLANC	2	0	0	0	0
JONATHAN TOEWS	47	25	25	48	27	SHAWN LALONDE	1	0	0	0	0
MARIAN Hossa	40	17	14	31	16	BRANDON FIORI	1	0	0	0	0
BRANDON SAAD	46	10	17	27	12	RYAN STANTON	1	0	0	0	2
DUNCAN KEITH	47	3	24	27	31	* ACQUIRED IN SEASON					
BRYAN BICKELL	48	9	14	23	25						
VIKTOR STALBERG	47	9	14	23	25						
BRENT SEABROOK	47	8	12	20	23						
PATRICK SHARP	28	6	14	20	14						
NICK LEDDY	48	6	12	18	10						
ANDREW SHAW	48	9	6	15	38						
DAVE BOLLAND	35	7	7	14	22						
MARCUS KRUGER	47	4	9	13	24						
JOHNNY ODUYA	48	3	9	12	10						
MICHAEL ROZSIVAL	27	0	12	12	14						
MICHAEL FROUK	45	3	7	10	8						
NIKLAS HJALMARSSON	46	2	8	10	22						
MICHAEL HANDZUS *	11	1	5	6	4						
JIMMY HAYES	10	1	3	4	0						
DANIEL CARCELLO	23	2	1	3	11						
JEREMY MORIN	3	1	1	2	0						
JAMAL MAYERS	19	0	2	2	16						
SHELDON BROOKBANK	26	1	0	1	21						
BEN SMITH	1	1	0	1	0						
BRANDON BOLLIG	25	0	0	0	51						

GOALIES	GP	W	L	OTL	MINS	GA	SO	AVG
CRAWFORD, COREY	30	19	5	5	1,761	57	3	1.94
EMERY, RAY	21	17	1	0	1,176	36	3	1.94
HUTTON, CARTER	1	0	1	0	59	3	0	3.05

NAME	GP	G	A	PTS	PIM	POS	UNIFORM NO.	YEARS
ABEL, CLARENCE	223	8	12	20	212	D	2	1929-34
ABEL, SID	42	5	4	9	10	F	19, 20, 21	1952-54
ADAMS, CRAIG	71	4	8	12	46	F	28	2008-09
ADAMS, KEVIN	27	0	2	2	13	F	17	2006-08
ADAMS, STEWART	88	9	24	33	60	F	16	1929-32
AHLIN, TONY	1	0	0	0	0	F	—	1937-38
AITKEN, JONATHAN	41	0	1	1	70	D	56	2003-04
ALEXEEV, NIKITA	15	2	0	2	0	R	34	2006-07
ALLEN, GEORGE	269	69	95	164	147	D	6	1939-44, 45-46
ALLISON, JAMIE	142	4	8	12	217	D	38, 33	1998-2001
ALLUM, BILL	1	0	0	0	0	D	—	1939-40
ALMAS, RALPH	1	0	0	0	0	G	1	1950-51
AMONTE, TONY	627	268	273	541	468	F	10	1994-02
ANDERSON, CRAIG	56	0	1	1	18	G	31	2002-06
ANDRIEVSKI, ALEXANDR	1	0	0	0	0	F	56	1992-93
ANGOTTI, LOU	370	51	96	147	126	F	6	1965-67, 69-73
ANHOLT, DARREL	1	0	0	0	0	D	33	1983-84
ARBOUR, AL	180	6	17	23	192	D	2	1958-61
ARBOUR, TY	159	21	20	41	102	F	8	1927-31
ARCHAMBAULT, MICHEL	3	0	0	0	0	F	27	1976-77
ARKHIPOV, DENIS	79	10	17	27	54	C	19	2006-07
ARNASON, TYLER	245	57	82	139	80	F	39	2002-06
ATCHEYNUM, BLAIR	66	6	9	15	8	F	34, 15	1999-2001
ASHWORTH, FRANK	18	5	4	9	2	F	6	1946-47
AUCOIN, ADRIAN	92	5	17	22	88	D	33	2005-07
BABANDO, PETE	147	34	37	71	75	F	10	1950-53
BABCHUK, ANTON	22	2	5	7	18	D	6	2003-06
BACKSTROM, RALPH	16	6	3	9	2	F	14	1972-73
BAILEY, BOB	28	3	6	9	38	F	20	1957-58
BALDWIN, DOUG	5	0	0	0	2	D	3	1947-48
BALFOUR, EARL	208	16	16	32	30	F	20	1958-61
BALFOUR, MURRAY	286	66	87	153	361	F	8	1959-64
BANCROFT, STEVE	1	0	0	0	0	D	42	1992-93
BANNERMAN, MURRAY	288	0	10	10	37	G	30	1980-87
BARINKA, MICHAEL	34	0	2	2	26	D	42	2003-06
BARKER, CAM	200	17	63	80	219	D	25	2005-10
BARKLEY, DOUG	6	0	0	0	2	D	6, 19	1957-58, 59-60
BARNABY, MATTHEW	82	8	20	28	178	F	36	2005-06
BARTOVIC, MILAN	24	1	6	7	8	F	26	2005-06
BASSEN, BOB	55	5	13	18	70	F	15, 22	1988-90
BASSEN, HENRY	33	0	0	0	2	G	1	1954-56
BAUMGARTNER, NOLAN	8	0	0	0	6	D	38	2000-01
BEARD, JIM	22	1	1	2	8	D	2, 21	1949-51
BELFOUR, ED	415	0	18	18	242	G	30, 31, 1	1988-97
BELL, MARK	339	72	79	151	454	F	28	2000-06
BENNETT, ADAM	21	0	2	2	20	D	47	1991-93
BENTLEY, DOUG	545	217	314	531	215	F	14, 7	1939-44, 45-52
BENTLEY, MAX	234	109	147	256	28	F	18, 4, 5	1940-43, 45-48
BENTLEY, REG	11	1	2	3	2	F	14, 19	1942-43
BERARD, BRYAN	58	13	34	47	53	D	3, 4	2003-04
BEREZIN, SERGEI	66	18	13	31	8	F	94	2002-03
BERGEVIN, MARC	266	12	29	41	271	D	2, 32	1984-89
BERTI, ADAM	2	0	0	0	0	F	46	2008-
BESLER, PHIL	17	1	3	4	16	D/F	14	1938-39
BIBEAULT, PAUL	41	0	0	0	2	G	1	1946-47
BICANEK, RADIM	18	0	3	3	10	D	32	1999-2000
BICKELL, BRYAN	279	51	54	105	148	L	38, 29	2006-
BLACK, JAMES	129	25	19	44	44	F	38, 34	1995-98
BLACK, STEVE	39	4	6	10	22	F	17	1950-51
BLADE, HANK	24	2	3	5	2	F	11, 19, 18	1946-48
BLAIR, ANDY	43	0	3	3	33	F	15	1936-37
BLINCO, RUSSELL	47	3	12	15	2	F	9	1938-39
BLUNDEN, MICHAEL	10	0	0	0	10	R	28	2006-09
BOCHENSKI, BRANDON	30	4	2	6	10	F	20	2005-07
BODNAR, GUS	398	87	142	229	123	F	5, 12	1947-54
BOLDIREV, IVAN	384	140	195	335	186	F	12	1974-79
BOLLAND, DAVE	332	70	98	168	211	C	36	2006-13
BOLLIG, BRANDON	125	7	7	14	201	L	52	2002-14
BONDRA, PETER	37	5	9	14	26	R	12	2006-07

LEADERSHIP

PLAYERS

2013-14

OPPONENTS

TRADITION

RECORDS

PLAYOFFS

HISTORY

MINORS

NHL

MEDIA

ALL-TIME ROSTER

LEADERSHIP
PLAYERS
2013-14
OPponents
TRADITION
RECORDS
PLAYOFFS
HISTORY
MINORS
NHL
MEDIA

NAME	GP	G	A	PTS	PIM	POS	UNIFORM NO.	YEARS
BONNIE, DENNIS	11	0	0	0	44	F	32, 44, 46	1998-99
BORDELEAU, CHRIS	25	6	8	14	6	F	23	1971-72
BORDELEAU, J.P.	519	97	126	223	143	F	22, 23, 25	1969-80
BOSTROM, HELGE	96	3	3	6	58	D	9, 12, 10, 3	1929-33
BOUCHER, BRIAN	15	0	0	0	0	G	35	2006-07
BOUCHER, GEORGES	43	1	5	6	50	D	15	1931-32
BOUDREAU, BRUCE	7	1	0	1	2	D	32	1985-86
BOUDRAIS, ANDRE	20	4	10	14	4	F	18	1968-69
BOURQUE, RENE	183	33	42	75	136	F	14	2005-08
BOWMAN, KIRK	88	11	17	28	19	F	28, 16	1976-79
BOYD, RANDY	26	0	4	4	22	D	2, 32	1983-85
BOYER, WALLY	42	5	6	11	15	F	19	1966-67
BOYNTON, NICK	48	1	8	9	48	D	24	2009-10
BRAYSHAW, RUSS	43	5	9	14	14	F	16	1944-45
BRENNEMAN, JOHN	17	1	0	1	2	F	12	1964-65
BRENT, TIM	2	0	0	0	2	F	56	2009
BRETTO, JOE	3	0	0	0	4	D	2	1944-45
BRMSEK, FRANK	70	0	0	0	2	G	1	1949-50
BRANK, MILT	5	0	0	0	0	F	11	1936-37
BRODEUR, MIKE	0	0	0	0	0	G	60	2007-08
BROOKBANK, SHELDON	74	3	5	8	73	D	17	2013-14
BROPHY, EVAN	1	0	0	0	0	C	47	2010
BROUWER, TROY	238	49	54	103	161	L	29, 22	2006-11
BROWN, ADAM	210	38	61	99	246	F	11, 18, 19	1946-51
BROWN, BRAD	118	1	16	17	318	D	2, 3	1998-2000
BROWN, CURTIS	71	5	10	15	38	F	37	2005-06
BROWN, KEITH	812	64	266	330	854	D	4, 25	1979-93
BROWN, KEN	1	0	0	0	0	G	30	1970-71
BROWN, MIKE	2	0	1	1	9	F	56	2005-06
BROWN, ROB	40	6	17	23	67	F	22, 44	1991-93
BROWNE, CECIL	13	2	0	2	4	F	9	1927-28
BRUNETTE, ANDREW	78	12	15	27	4	L	15	2018-12
BRYDSON, GLENN	71	14	14	28	56	F	3	1935-38
BUCHANAN, MIKE	1	0	0	0	0	D	6	1951-52
BULLEY, TED	349	94	102	196	645	F	29	1976-82
BURCH, BILL	24	2	0	2	2	F	4	1932-33
BURKE, MARTY	150	3	8	11	114	D	4	1934-38
BURISH, ADAM	169	11	10	21	323	R	37	2006-10
BURNS, BOBBY	20	1	0	1	8	F	16	1927-30
BUSKAS, ROD	46	0	4	4	106	D	25, 17	1991-93
BUTLER, DICK	7	2	0	2	0	F	8	1947-48
BUTTREY, GORDON	10	0	0	0	0	F	16	1943-44
BYFUGLIEN, DUSTIN	260	55	54	109	268	R, D	52, 33	2005-10
BYRAM, SHAWN	1	0	0	0	0	F	46	1991-92
CAFFERY, TERRY	6	0	0	0	0	F	14	1969-70
CALDER, KYLE	359	85	125	210	184	F	25, 22, 19	1999-2006
CAMAZZOLA, JIM	3	0	0	0	0	F	15, 25	1983-84, 86-87
CAMPBELL, BRIAN	215	19	98	117	46	D	51	2008-11
CAMPBELL, BRYAN	167	23	51	74	48	F	14	1969-72
CAMPBELL, DON	17	1	3	4	8	F	9	1943-44
CAMPBELL, JIM	9	1	1	2	4	F	15	2001-02
CAMPOLI, CHRIS	19	1	6	7	2	D	14	2011
CARBOI, LEO	6	0	1	1	4	D	14	1942-43
CARCILLO, DANIEL	51	4	10	14	93	L	13	2011-13
CAREY, MATT	2	1	0	1	2	L	25	2014-
CARNEY, KEITH	271	14	47	61	275	D	4	1993-98
CARON, SEBASTIEN	1	0	0	0	0	G	29	2006-07
CARSE, BILL	123	28	42	70	39	F	9	1939-42
CARSE, BOB	145	29	52	81	36	F	16, 19	1939-43
CASSIDY, BRUCE	36	4	13	17	10	D	3, 34, 37, 2	1983-84, 85-90
CHABOT, LORNE	48	0	0	0	0	G	1	1934-35
CHAD, JOHN	80	15	22	37	29	F	19, 16, 17	1939-41, 45-46
CHEVRIER, ALAIN	66	0	2	2	6	G	30	1988-90
CHEBATURKIN, VLADIMIR	13	0	2	2	6	D	45	2001-02
CHECK, LUDE	26	6	2	8	4	F	7	1944-45
CHELIOS, CHRIS	664	92	395	487	1,495	D	7	1990-99
CHRISTIAN, DAVE	69	4	17	21	12	F	25	1992-94
CHYZOWSKI, DAVE	8	0	0	0	6	F	54	1996-97
CICCONI, ENRICO	78	2	3	5	281	D	39	1996-97
CIESLA, HANK	140	18	31	49	50	F	20	1955-57

NAME	GP	G	A	PTS	PIM	POS	UNIFORM NO.	YEARS
CLARK, WENDEL	13	2	0	2	13	F	17	1999-2000
CLEARY, DANIEL	41	4	5	9	24	F	32, 25	1997-99
CLIFFORD, CHRIS	2	0	0	0	0	G	34, 50	1984-85, 88-89
CLOUTIER, JACQUES	53	0	0	0	8	G	31	1989-91
CLOUTIER, SYLVAIN	7	0	0	0	0	F	14	1998-99
COCHRANE, GLEN	79	1	8	9	217	D	5	1987-89
COFFEY, PAUL	10	0	4	4	0	D	77	1998-99
CORIN, HUGH	31	0	3	3	33	D	2	1950-51
COLE, DANTON	2	0	0	0	0	F	19	1995-96
CONACHER, JIM	178	48	71	119	41	F	11, 14	1948-52
CONACHER, LIONEL	48	10	13	23	87	D	3	1933-34
CONACHER, PETE	131	26	20	46	32	F	9, 19	1951-55
CONACHER, ROY	264	102	125	227	44	F	8, 9	1947-52
CONN, ROB	2	0	0	0	2	F	42	1991-92
CONNELLY, BERT	17	1	2	3	4	F	18	1937-38
COOK, TOM	298	75	94	169	184	F	11	1929-37
COOPER, JOE	266	25	53	78	306	D	8	1938-42, 43-46
CORAZZINI, CARL	7	0	1	1	2	C	49	2006-07
CORCORAN, NORMAN	23	1	3	4	19	F	18	1955-56
COSTELLO, MURRAY	40	3	2	5	6	F	20	1933-34
COTE, SYLVAIN	45	6	18	24	14	D	6	1999-2000
COULTER, ART	178	12	15	27	211	D	17, 18	1931-36
COULTER, TOMMY	2	0	0	0	0	D	15	1933-34
COUTURE, GERRY	110	25	23	48	36	D	15	1952-54
COUTURE, ROSIE	304	48	55	103	184	F	7	1928-35
CRAVEN, MURRAY	153	30	59	89	50	F	32	1995-97
CRAWFORD, COREY	211	0	2	2	6	G	50	2005-
CREIGHTON, ADAM	225	78	87	165	480	F	22	1988-92, 96-97
CREIGHTON, DAVE	49	7	7	14	6	F	16	1954-55
CROSSMAN, DOUG	159	25	70	95	72	D	23, 28, 31, 3	1980-83
CUDE, WILF	1	0	0	0	0	G	1	1931-32
CULLEN, MARK	29	7	9	16	2	F	48	2005-06
CULLUMORE, JASSEN	155	2	20	22	125	D	5	2005-07, 2010-11
CUMMINS, JIM	199	11	13	24	674	F	15	1995-98
CUNNEYWORTH, RANDY	16	4	3	7	13	F	19	1993-94
CUNNINGHAM, LES	37	6	11	17	2	F	3	1939-40
CUSHENAN, IAN	72	2	8	10	80	D	3, 6	1956-58
CYR, DENIS	87	19	21	40	21	F	11	1982-84
DAHLEN, ULF	30	6	8	14	10	F	22	1996-97
DAHLSTROM, CARL	342	88	118	206	58	F	15, 21	1937-45
DAIGLE, ALAIN	389	56	50	106	122	F	17	1974-80
DAVIS, LORNE	8	0	0	0	0	F	14	1954-55
DAZE, ERIC	601	226	172	398	176	F	55	1995-2006
DEA, BILL	34	5	8	13	4	F	17	1957-58, 66-67
DEAN, KEVIN	96	2	19	21	42	D	6	1999-2001
DEBRUSK, LOUIE	4	0	0	0	7	F	33	2002-03
DEJORDY, DENIS	198	0	2	2	2	G	1, 30	1962-70
DEMARCO, AB, SR.	20	1	5	6	17	F	16	1938-40
DEMPSEY, NATHAN	125	13	40	53	56	D	43	2002-04
DENNEY, CORBETT	18	5	0	5	12	F	6	1927-28
DESILETS, JOFFRE	48	11	13	24	28	F	19	1938-40
DESJARDINS, GERRY	32	0	1	1	6	G	1, 30	1969-72
DESJARDINS, VICTOR	38	3	12	15	11	F	18	1930-31
DEWSBURY, AL	313	26	75	101	351	D	5, 22	1950-56
DICK, HARRY	12	0	1	1	12	D	17	1946-47
DICKENS, ERNIE	253	9	39	48	86	D	3, 4	1947-51
DICKIE, BILL	1	0	0	0	0	G	1	1941-42
DIDUOK, GERALD	13	1	0	1	48	D	6	1994-95
DIETRICH, DON	17	0	5	5	0	D	32	1983-84
DINEEN, BILL	41	4	9	13	10	F	20	1957-58
DIRK, ROBERT	6	0	0	0	26	D	32, 6	1993-94
DONALDSON, GARY	1	0	0	0	0	D	26	1973-74
DONNELLY, DAVE	71	6	12	18	81	D	10	1986-87
DORATY, KEN	20	0	0	0	0	F	14	1926-27
DOWD, JIM	60	3	12	15	38	F	34	2005-06
DOWELL, JACOB	102	9	17	26	80	C	49, 28	2008-11
DOWNEY, AARON	39	1	0	1	82	R	49, 44	2000-02
DOYON, MARIO	7	1	1	2	6	D	2	1988-89
DROPPA, IVAN	19	0	1	1	14	D	58, 6, 3	1993-94, 95-96
DRYDEN, DAVE	68	0	1	1	0	G	1, 30	1965-66, 67-69

LEADERSHIP

PLAYERS

2013-14

OPPONENTS

TRADITION

RECORDS

PLAYOFFS

HISTORY

MINORS

NHL

MEDIA

ALL-TIME ROSTER

	NAME	GP	G	A	PTS	PIM	POS	UNIFORM NO.	YEARS
LEADERSHIP	DUBINSKY, STEVE	237	16	26	42	132	F	42, 29, 32, 22, 14, 16	1993-99, 2000-02
	DUMAS, MICHEL	8	0	1	1	0	G	1, 30	1974-75, 76-77
PLAYERS	DUMONT, JEAN-PIERRE	72	19	14	33	28	F	17, 12	1998-2000
	DUPONT, JEROME	201	7	29	36	445	D	25	1981-86
2013-14	DUTKOWSKI, DUKE	83	11	15	26	92	D	3	1926-27, 29-31, 33-34
	DYE, CECIL	51	25	5	30	14	F	4	1926-28
OPPONENTS	DYKHUIS, KARL	18	1	8	9	4	D	19, 45	1991-93
	DYTE, JOHN	27	1	0	1	21	D	8	1943-44
TRADITION	EAGER, BEN	144	18	15	33	308	L	55	2007-10
	EAGLES, MIKE	70	6	13	19	78	F	11	1988-90
RECORDS	EASTWOOD, MIKE	53	2	10	12	24	F	20	2002-03
	EBBETT, ANDREW	10	1	0	1	2	C	15	2009-10
PLAYOFFS	ELLISON, MATT	36	3	10	13	17	F	16	2003-06
	EMERSON, NELSON	27	4	10	14	13	F	11	1998-99
HISTORY	EMERY, RAY	55	0	1	1	2	G	30	2011-13
	ERIKSSON, AUTREY	34	0	1	1	42	D	12, 20	1962-64
MINORS	ERIKSSON, ANDERS	97	5	36	41	22	D	6, 8	1999-2000
	ESPOSITO, PHIL	235	74	100	174	135	F	7, 15	1963-67
NHL	ESPOSITO, TONY	873	0	25	25	31	G	1, 35	1969-84
	EVANS, JACK	345	4	42	46	319	D	5	1958-63
MEDIA	FARRANT, WALT	1	0	0	0	0	F	17	1943-44
	FASHOWAY, GORDON	13	3	2	5	14	F	11	1950-51
	FEAMSTER, DAVE	169	13	24	37	154	D	3, 32	1981-85
	FELSNER, BRIAN	12	1	3	4	12	F	54, 44	1997-98
	FERGUSON, LORNE	105	13	19	32	68	F	11	1957-59
	FIDLER, MIKE	4	2	1	3	4	F	8	1982-83
	FIELD, WILFRED	39	3	4	7	22	D	11, 2	1944-45
	FIEDLER, GUY	3	0	0	0	0	F	16	1950-51
	FINNEY, SID	59	10	7	17	4	F	14, 15, 7	1951-54
	FITZGERALD, TOM	15	1	3	4	6	F	20, 12	2001-02
	FITZPATRICK, MARK	27	0	1	1	8	G	30	1998-99
	FLEMING, REG	261	21	26	47	455	F	6	1960-64
	FLEURY, THEODREN	54	12	21	33	77	F	14	2002-03
	FOGOLIN, LEE	302	5	37	42	437	D	3, 20	1950-56
	FOLEY, RICK	2	0	1	1	8	D	24	1970-71
	FOWLER, TOMMY	24	0	1	1	18	F	6	1946-47
	FOX, GREG	339	9	69	78	450	D	2, 18	1978-84
	FRANCO, EMILE	73	0	0	0	6	G	1	1946-48
	FRASER, COLIN	157	13	23	36	108	C	46	2006-10
	FRASER, CURT	303	94	120	214	535	F	8	1982-88
	FRASER, GORDON	44	14	6	20	89	D	10	1926-28
	FRASER, JAMES HARVEY	21	5	4	9	0	F	15	1944-45
	FRAWLEY, DAN	33	4	3	7	64	F	10, 31, 32	1983-85
	FREDRICK, RAY	5	0	0	0	0	G	1	1954-55
	FRIG, LEN	66	4	10	14	35	D	6	1972-74
	FROLIK, MICHAEL	136	11	23	34	44	R	67	2010-13
	GADSBY, BILL	468	54	130	184	648	D	4, 16	1946-55
	GAGNON, GERMAINE	99	19	49	68	27	F	14	1973-76
	GAMBLE, DICK	14	2	0	2	6	F	20	1954-55
	GARDINER, BERT	50	0	0	0	0	G	1	1942-43
	GARDINER, CHARLES	316	0	0	0	2	G	1	1927-34
	GARDINER, HERB	5	0	0	0	0	D	2	1928-29
	GARDNER, BILL	348	71	105	176	64	F	31, 34, 14	1980-86, 87-89
	GARDNER, CAL	70	11	24	35	60	F	16	1952-53
	GAUTHIER, DANIEL	5	0	0	0	0	F	23	1994-95
	GEE, GEORGE	365	94	130	224	257	F	9, 16, 17	1945-49, 51-54
	GELINEAU, JACK	2	0	0	0	0	G	1	1953-54
	GENDRON, MARTIN	2	0	0	0	0	F	16	1997-98
	GILBERT, GREG	273	42	64	106	204	F	14	1988-93
	GILL, TODD	5	0	1	1	0	D	46	2002-03
	GILLIS, PAUL	15	0	5	5	59	F	12	1990-92
	GILMOUR, DOUG	135	38	74	112	107	F	93	1998-2000
	GLOVER, FRED	31	4	2	6	37	F	14	1952-53
	GLOVER, HOWARD	13	0	1	1	2	F	18	1958-59
	GOLDHAM, BOB	165	5	29	34	138	D	2, 3	1947-50
	GOLDSWORTHY, LEROY	34	3	3	5	2	F/D	8, 10	1933-35
	GOODMAN, PAUL	52	0	0	0	0	G	1	1937-41
	GOTTSEIG, JOHNNY	589	176	195	371	205	F	7, 14	1928-41, 42-45
	GOULET, MICHEL	276	92	115	207	212	F	16	1989-94

NAME	GP	G	A	PTS	PIM	POS	UNIFORM NO.	YEARS
GOYER, GERRY	40	1	2	3	4	F	8	1967-68
GRACE, BOB	31	4	6	10	27	F	18	1938-39
GRAHAM, DIRK	546	152	190	342	665	F	8, 33	1988-95
GRAHAM, TED	185	5	20	25	166	D	3, 12	1927-28, 29-33
GRIEVE, BRENT	52	3	9	12	51	F	19, 26	1994-96
GRIGOR, GEORGE	2	1	0	1	0	F	17	1943-44
GRIMSON, STU	167	3	4	7	610	F	23	1990-93
GRONMAN, TUOMAS	16	0	1	1	13	D	46	1996-97
GROSSEK, MICHAEL	14	2	4	6	12	F	17	1999-2000
GROSSO, DON	68	16	16	32	21	F	6, 11	1944-46
GUDDOLIN, BEP	262	46	91	137	292	F	16	1948-52
HACKETT, JEFF	173	0	3	3	30	G	31, 29	1993-98
HALL, GLENN	618	0	6	6	52	G	1	1957-67
HALL, MURRAY	25	2	0	2	4	F	7, 19	1961-62, 63-64
HAMILL, RED	360	112	80	192	140	F	3, 12, 15	1941-43, 45-51
HAMILTON, JEFF	70	18	21	39	22	R	51	2006-07
HAMILTON, REG	58	1	10	11	33	D	4	1945-47
HANDZUS, MICHAEL	78	8	22	30	26	C	26	2006-07, 13-14
HANKINSON, CASEY	14	0	1	1	9	L	40, 20	2000-02
HANSON, OSCAR	8	0	0	0	0	D	14	1937-38
HARMS, JOHN	44	5	5	10	21	F	9	1943-45
HARRISON, JIM	107	24	36	60	150	F	8	1976-79
HASEK, DOMINIK	25	0	0	0	8	G	34, 31	1990-92
HASSARD, BOB	17	0	0	0	4	F	12	1954-55
HAVLAT, MARTIN	172	64	97	161	80	R	24	2006-09
HAY, BILL	506	113	273	386	244	F	8, 11	1959-67
HAY, GEORGE	35	14	8	22	12	F	—	1926-27
HAYES, JIMMY	43	6	7	13	16	R	39, 22	2012-13
HELENIUS, SAMI	10	0	1	1	28	D	4	2002-03
HENDERSON, MATT	4	0	1	1	1	F	16	2001-02
HENDRY, JORDAN	129	4	9	13	40	D	42, 6	2008-11
HENRY, BURKE	39	2	6	8	33	D	44	2002-04
HENRY, CAMILLE	22	5	3	8	2	F	8	1964-65
HENRY, JIM	60	0	0	0	0	G	1	1948-49
HERGESHEIMER, PHIL	121	21	41	62	17	F	10	1939-43
HERGESHEIMER, WALLY	41	2	8	10	12	F	7	1956-57
HERPERGER, CHRIS	70	10	15	25	25	F	36	1999-2001
HEYLIGER, VIC	34	2	3	5	2	F	9, 18	1937-38, 43-44
HICKS, DOUG	57	2	15	17	17	D	28	1977-79
HICKS, WAYNE	1	0	0	0	0	F	8	1960-61
HIGGINS, TIM	358	79	106	185	335	F	15	1978-84
HIGHTON, HEC	24	0	0	0	0	G	1	1943-44
HILBERT, ANDY	28	5	4	9	22	F	20	2005-06
HILDEBRAND, IKE	10	1	4	5	4	F	14	1953-55
HILLMAN, WAYNE	164	4	12	16	147	D	18, 20	1961-65
HINTON, DAN	14	0	0	0	16	F	14, 25	1976-77
HLALMARSSON, NIKLAS	387	13	69	82	142	D	41, 4	2008-
HODGE, KEN	133	16	42	58	108	F	14	1964-67
HOFFMEYER, BOB	11	0	3	3	17	D	26, 28	1977-79
HOLLINGWORTH, GORD	70	3	9	12	135	D	6	1954-55
HOLMES, LOUIS	56	2	4	6	8	F	9	1931-33
HOLMOVIST, MICHAEL	135	16	17	33	47	F	17	2005-07
HOLT, RANDY	42	0	4	4	60	D	2, 4, 6	1974-78
HORACEK, TONY	38	1	5	6	99	F	34	1991-92, 93-95
HORECK, PETE	118	44	43	87	90	F	11, 19	1944-47, 51-52
HORVATH, BRONCO	68	17	29	46	21	F	9	1961-62
HOSSA, MARIAN	315	125	151	276	106	R	81	2009-
HOUSELEY, PHIL	137	21	47	68	58	D	6	2001-03
HRKAC, TONY	18	1	2	3	6	F	11	1991-92
HRYMNAK, STEVE	18	2	1	3	4	D	19	1951-52
HUCUL, FRED	121	9	17	26	83	D	6, 11, 15, 19	1950-54
HUDSON, MIKE	257	38	58	96	274	F	20, 43	1988-93
HUET, CRISTOBAL	89	0	0	0	6	G	38, 39	2008-10
HULL, BOBBY	1,036	604	549	1,153	640	F	7, 9, 16	1957-72
HULL, DENNIS	904	298	342	640	255	F	2, 10	1964-77
HUSKA, RYAN	1	0	0	0	0	F	56	1997-98
HUTCHISON, DAVE	163	7	32	39	443	D	5	1979-82
HUTTON, CARTER	1	0	0	0	0	G	33	2013
INGRAM, FRANK	98	24	16	40	69	F	15	1929-32
INGRAM, RON	45	1	6	7	21	D	3, 19	1956-57, 62-63

LEADERSHIP

PLAYERS

2013-14

OPPONENTS

TRADITION

RECORDS

PLAYOFFS

HISTORY

MINORS

NHL

MEDIA

ALL-TIME ROSTER

	NAME	GP	G	A	PTS	PIM	POS	UNIFORM NO.	YEARS
LEADERSHIP	IRVIN, DICK	94	29	23	52	78	F	2	1926-29
	JACKSON, DOUG	6	0	0	0	0	G	1	1947-48
	JACKSON, HAROLD	42	1	3	4	6	D	3, 9	1936-38
	JACKSON, JOHN	48	2	5	7	38	D	19	1946-47
	JACKSON, JEFF	1	0	0	0	2	F	42, 45	1991-92
	JANECEYK, BOB	8	0	0	0	2	G	31	1983-84
	JANKOWSKI, LOU	107	18	15	33	15	F	10, 19	1953-55
	JARSSSEN, MARK	124	1	6	7	171	F	20	1998-2001
	JARRETT, DOUG	721	38	178	216	608	D	20, 4	1964-75
	JENKINS, ROGER	155	7	22	29	109	D	8, 9, 16, 18	1930-31, 32-34, 37-39
PLAYERS	JOHANSSON, ROGER	11	1	0	1	6	D	26	1994-95
	JOHANSSON, MAGNUS	18	0	4	4	4	D	6	2007-08
	JOHNSON, AARON	38	3	5	8	33	D	23	2008-09
	JOHNSON, GREG	69	11	22	33	38	F	22	1997-98
	JOHNSON, NORM	46	3	17	20	33	F	6	1958-60
	JOHNSON, RYAN	34	1	5	6	8	C	17	2010-11
	JOHNSON, VIRGIL	75	2	9	11	27	D	10, 18, 19	1937-38, 43-45
	JOHNSON, KIM	8	1	2	3	4	D	8	2009-10
	JOHNSTON, ED	4	0	0	0	0	G	30	1977-78
	JOHNSTON, GEORGE	58	20	12	32	2	F	6, 9	1941-43, 45-47
2013-14	JOHNSTON, JOEY	32	0	5	5	6	F	8	1975-76
	JONES, TY	8	0	0	0	12	F	27	1998-99
	KACHUR, ED	96	10	14	24	35	F	8	1956-58
	KALETA, ALEX	205	60	84	144	118	F	4, 14	1941-42, 45-48
	KANE, PATRICK	515	178	315	493	212	R	88	2007-
	KARAKAS, MIKE	209	0	0	0	4	G	1, 18	1935-40, 43-46
	KARPOVTSOV, ALEXANDER	182	7	39	46	105	D	52, 25	2000-04
	KEATS, DUKE	35	14	9	23	55	F	5	1927-29
	KEITH, DUNCAN	686	65	305	370	445	D	2	2005-
	KEITH, MATT	24	2	3	5	14	F	11, 12	2003-07
OPPONENTS	KELLY, BOB	138	9	16	25	180	F	25	1977-79
	KELLY, REGIS	50	18	7	25	7	F	3, 10	1936-37, 40-41
	KENDALL, BILL	95	11	6	17	34	F	9, 10	1933-38
	KENNEDY, FORBES	69	8	13	21	102	F	10	1956-57
	KENNY, ED	5	0	0	0	18	D	10	1934-35
	KERR, REG	253	66	92	158	162	F	10	1977-82
	KHABIBULIN, NIKOLAI	206	0	5	5	30	G	53, 39	2005-09, 2013
	KILGER, CHAD	86	17	19	36	36	F	15	1998-99
	KIMBLE, DARIN	79	4	2	6	163	F	20, 29	1993-95
	KING, KRIS	13	1	0	1	8	L	16, 12	2000
TRADITION	KLEMM, JON	171	6	31	37	106	D	42	2001-04
	KLIMOVICH, SERGEI	1	0	0	0	2	F	17	1996-97
	KLINGBEIL, IKE	5	1	2	3	2	D	5	1936-37
	KLINKHAMMER, ROB	1	0	0	0	0	L	59	2010
	KOCI, DAVID	27	0	0	0	156	L	48	2006-08
	KONROYD, STEVE	251	10	47	57	179	D	5	1988-92
	KONTIOLA, PETRI	12	0	5	5	6	C	34	2007-09
	KOPECKY, TOMAS	155	25	38	63	88	R	82	2009-10
	KORAB, JERRY	196	25	34	59	341	D	22	1970-73
	KOROLEV, IGOR	192	16	35	51	72	F	22	2001-04
RECORDS	KOROLL, CLIFF	814	208	254	462	359	F	20	1969-80
	KOSTKA, MICHAEL	9	2	1	3	8	D	6	2003-04
	KRAVCHUK, IGOR	56	7	17	24	34	D	3	1991-93
	KRIVOKRASOV, SERGEI	225	42	41	83	146	F	58, 55, 25	1992-98
	KRUGER, MARCUS	206	21	46	67	86	C	16	2011-
	KRYSKOW, DAVE	83	8	12	20	22	F	14, 17	1972-74
	KRYZNOWSKI, ED	5	0	0	0	0	F	6	1952-53
	KUCERA, FRANTISEK	232	14	49	63	161	D	6	1990-94
	KUKKONEN, LASSE	64	5	10	15	34	D	47, 6	2003-07
	KURYLUK, MERV	2	0	0	0	0	F	20	1961-62
PLAYOFFS	L'ABBE, MAURICE	5	0	1	1	0	F	18	1972-73
	LACROIX, ANDRE	51	4	7	11	6	F	18	1971-72
	LADD, ANDREW	184	37	62	99	99	L	16	2008-10
	LAFLAMME, CHRISTIAN	138	2	23	25	131	D	44, 3	1997-99
	LAFRANCE, LEO	14	1	0	1	4	F	14	1927-28
	LAING, QUINTIN	3	0	1	1	0	F	45	2003-04
	LALANDE, HEC	139	21	37	58	120	F	17, 19	1953-54, 55-58
	LALIME, PATRICK	44	0	0	0	8	G	40	2006-08
	LALONDE, SHAWN	1	0	0	0	0	D	42	2013
	LAMOTHE, MARC	2	0	0	0	0	G	31	1999-2000
MINORS									
HISTORY									
MEDIA									

NAME	GP	G	A	PTS	PIM	POS	UNIFORM NO.	YEARS
LANG, ROBERT	76	21	33	54	50	C	20	2007-08
LANZ, RICK	1	0	0	0	2	D	42	1991-92
LAPORTE, MARTIN	216	30	32	62	251	F	22	2005-08
LAPRAIRIE, BENJAMIN	7	0	0	0	0	D	3	1936-37
LARMER, JEFF	45	9	13	22	20	F	10	1983-86
LARMER, STEVE	891	406	517	923	475	F	28, 31	1980-93
LAROCHELLE, WILDOR	70	11	11	22	14	F	14	1935-37
LAROCQUE, MICHEL	3	0	0	0	0	G	30	2000-01
LAUER, BRAD	13	0	1	1	6	F	11, 15	1991-93
LAVARRE, MARK	78	9	16	25	58	F	7, 15	1985-88
LEBLANC, DREW	2	0	0	0	0	F	14	2013-
LEBLANC, J.P.	6	1	2	3	0	F	22	1968-69
LEBLANC, RAY	1	0	0	0	0	G	50	1991-92
LECUYER, DOUG	69	4	10	14	100	F	7	1978-81
LEDY, NICK	258	20	73	93	34	D	8	2010-
LEDINGHAM, WALT	9	0	1	1	4	F	24	1972-73
LEHMANN, HUGH	48	0	0	0	0	G	1, 16	1926-28
LEIER, ED	16	2	1	3	2	F	18	1949-51
LEIGHTON, MICHAEL	42	0	2	2	2	G	30, 49	2002-04
LEMELUX, JOCELYN	331	44	57	101	420	F	26	1989-94
LEPISTO, SAMI	26	1	2	3	4	D	20	2011-12
LEROUX, JEAN-YVES	220	16	22	38	164	F	32, 23	1997-2001
LESIEUR, ART	2	0	0	0	0	D	12	1928-29
LESWICK, JACK	37	1	7	8	16	F	9	1933-34
LESWICK, TONY	70	11	11	22	71	F	8	1955-56
LEVINSKY, ALEX	197	8	24	32	171	D	8	1934-39
LEWICKI, DANNY	58	8	14	22	4	F	8	1958-59
LINDSAY, TED	206	44	79	123	385	F	7	1957-60
LITZENBERGER, ED	438	145	199	344	241	F	12	1954-61
LOCKING, NORMAN	52	2	6	8	26	F	9	1934-36
LOGAN, DAVE	178	4	24	28	348	D	2, 4, 6, 14	1975-80
LOPRESTI, SAM	74	0	0	0	0	G	1	1940-42
LOUGHLIN, CLEM	24	0	1	1	16	D	2	1928-29
LOW, REED	6	0	0	0	31	R	34	2006-07
LOWREY, GERRY	48	8	3	11	32	F	8	1931-32
LUDZIK, STEVE	415	46	92	138	327	F	29, 31	1981-89
LUMLEY, HARRY	134	0	0	0	6	G	1	1950-52
LUNDE, LEN	84	10	29	39	34	F	18	1962-63, 65-66
LUNDY, PAT	61	9	9	18	9	F	9, 14, 18	1950-51
LYNN, VIC	40	1	10	11	25	D	10	1952-54
LYSIAK, TOM	474	137	275	412	240	F	12	1978-86
MACDONALD, CRAIG	25	2	3	5	14	C	27	2006-07
MACKAY, DAVE	27	3	0	3	26	D	4, 11	1940-41
MACKAY, MICKEY	70	31	12	43	46	F	6	1926-28
MACKENZIE, BILL	101	2	3	5	70	D	4, 9	1932-33, 37-40
MACKENZIE, DAVE	46	2	5	7	149	F	26	1987-89
MACMILLAN, BOB	36	5	7	12	12	F	11	1984-85
MACNEIL, AL	260	10	46	56	344	D	19	1962-66
MADDEN, JOHN	79	10	13	23	12	C	11	2009-10
MAGGS, DARYL	76	7	4	11	8	D/F	17, 4	1971-73
MAGNUSON, KEITH	589	14	125	139	1442	D	3	1969-80
MAKI, CHICO	841	143	292	435	345	F	16, 18	1961-74, 75-76
MAKI, WAYNE	50	5	5	10	32	F	14	1967-69
MALONEY, DAN	131	25	31	56	237	F	19	1970-71, 72-73
MALONEY, PHIL	45	8	6	14	6	F	18	1958-60
MANELLUK, MIKE	28	4	3	7	8	F	14	1998-99
MANSION, DAVE	431	45	110	155	1322	D	3, 8, 11, 14, 22	1986-91, 98-2000
MARCH, HAROLD "MUSH"	759	153	230	383	540	F	5	1928-45
MARCHMENT, BRYAN	149	11	29	40	523	D	2	1991-94
MARHA, JOSEF	118	12	20	32	28	F	44, 11	1998-2001
MARIUCCI, JOHNNY	223	11	34	45	308	D	2, 11	1940-42, 45-48
MARKS, JOHN	657	112	163	275	330	F	11	1972-82
MARQUIS, JEAN	2	0	0	0	0	G	1	1953-54
MAROTTE, GILLES	192	10	63	73	294	D	2	1967-70
MARSH, PETER	197	24	44	68	156	D	17	1980-84
MARTIN, CLARE	31	1	2	3	8	D	6	1951-52
MARTIN, FRANK	200	8	27	35	78	D	4, 19, 20	1954-58
MARTIN, PIT	740	243	384	627	439	F	7	1967-78
MASNICK, PAUL	11	1	0	1	8	F	18	1954-55

LEADERSHIP

PLAYERS

2013-14

OPPONENTS

TRADITION

RECORDS

PLAYOFFS

HISTORY

MINORS

NHL

MEDIA

ALL-TIME ROSTER

	NAME	GP	G	A	PTS	PIM	POS	UNIFORM NO.	YEARS
LEADERSHIP	MASON, BOB	41	0	2	2	0	G	31	1987-88
	MASON, CHARLEY	13	1	3	4	0	F	14	1938-39
	MATTE, JOE	12	0	2	2	8	D	11	1942-43
PLAYERS	MATTEAU, STEPHANE	164	35	42	77	198	F	32	1991-94
	MAYERS, JAMAL	100	6	11	17	107	R	22	2011-13
	MAZUR, ED	15	0	1	1	4	F	19	1956-57
2013-14	MALPINE, CHRIS	90	0	9	9	68	D	39, 4	2000-02
	MCAMMOND, DEAN	154	25	40	65	117	F	19, 34	1991-92, 99-2001
	MCBURNIEY, JIM	1	0	1	1	0	F	18	1952
OPPONENTS	McCABE, BRYAN	79	6	19	25	139	D	44	1999-2000
	McCAIG, DOUG	171	3	12	15	138	D	6	1948-51
	McCALMON, ED	21	2	0	2	8	F	11	1927-28
TRADITION	MCCARTHY, STEVE	134	3	13	16	45	D	5	1999-2004
	MCCORMACK, JOHN	63	5	7	12	8	F	17	1954-55
	McDILL, JEFF	1	0	0	0	0	F	27	1976-77
RECORDS	McDONALD, AB	265	73	107	180	61	F	14	1960-64
	McDONALD, BRIAN	8	0	0	0	2	F	17	1967-68
	McDONALD, BYRON	26	6	13	19	0	F	16	1944-45
PLAYOFFS	McFADDEN, JIM	159	36	48	84	49	F	18	1951-54
	McFARLANE, GORDON	2	0	0	0	0	D	12	1926-27
	McFADYEN, DON	164	12	33	45	77	F	15	1932-36
HISTORY	MCGILL, BOB	281	10	26	36	641	D	25	1987-91
	MCGILL, RYAN	9	0	2	2	20	D	45	1991-92
	McINTYRE, JACK	231	52	39	91	100	F	11, 20	1953-58
MINORS	McKAY, RAY	28	0	1	1	35	D	5, 17	1968-71
	McKEGNEY, IAN	3	0	0	0	2	D	24	1976-77
	McKEGNEY, TONY	9	0	1	1	4	F	11	1990-91
NHL	MCKENZIE, JOHN	128	20	23	43	118	F	18, 21	1958-59, 63-65
	McKINNON, ALEX	44	1	1	2	56	F	6	1928-29
	McLEAN, BRETT	78	11	20	31	54	F	53	2002-04
MEDIA	McMAHON, MIKE	20	0	8	8	6	D	4	1968-69
	McMURCHY, TOM	46	4	3	7	57	F	22, 23	1983-86
	McNEILL, MIKE	23	2	2	4	6	F	41	1990-91
PLAYOFFS	McRAE, BASIL	8	0	0	0	12	F	17	1996-97
	McVEIGH, CHARLES	82	18	11	29	33	F	7	1926-28
	MELNYK, GERRY	63	5	16	21	6	F	12	1961-62, 64-65
HISTORY	MELOCHE, GILLES	2	0	0	0	0	G	30	1970-71
	MENARD, HILLARY	1	0	0	0	0	D	6	1953-54
	MENARD, HOWIE	19	2	3	5	8	F	19	1969-70
PLAYOFFS	MICHALUK, ART	5	0	0	0	0	D	4, 20	1947-48
	MICHALUK, JOHN	1	0	0	0	0	F	17	1950-51
	MICKEY, LARRY	1	0	0	0	0	F	6	1964-65
HISTORY	MICKOSKI, NICK	220	50	65	115	138	F	9	1954-58
	MIKITA, STAN	1,394	541	926	1,467	1,270	F	21	1958-80
	MILLER, GREG	13	0	1	1	0	G	29	1989-91
PLAYOFFS	MILLER, EARL	94	16	11	27	114	F	9, 15	1927-32
	MILLER, JACK	17	0	0	0	4	F	11, 14	1949-51
	MILLER, KEVIN	106	18	24	42	49	F	16, 17	1996-98
PLAYOFFS	MILLER, KIP	10	1	4	5	2	F	14, 23	1995-96
	MILLS, BRAD	3	0	0	0	0	C	51	2013
	MILLS, CRAIG	27	0	3	3	36	F	46, 39, 22	1997-99
PLAYOFFS	MIRONOV, BORIS	220	21	69	90	231	D	3, 2	1999-2003
	MISZUK, JOHN	5	1	1	2	2	D	4, 10	1965-67
	MITCHELL, RED	83	4	5	9	67	D	8, 20	1941-43, 44-45
PLAYOFFS	MOEN, TRAVIS	82	4	2	6	142	F	59	2003-04
	MOHNS, DOUG	415	116	163	279	367	D/F	2, 11	1964-71
	MONTADOR, STEVE	52	5	9	14	45	D	5	2018-12
PLAYOFFS	MOORE, ALFIE	1	0	0	0	0	G	1	1937-38
	MORAN, AMBY	21	1	1	2	14	D	12	1927-28
	MOORE, JAY	17	0	2	2	8	D	4	1997-98
PLAYOFFS	MOREAU, ETHAN	210	33	32	65	284	F	40, 23, 19, 17	1996-99
	MOOREN, HOWIE	71	12	36	48	41	F	3	1934-36
	MORGAN, JASON	7	1	1	2	6	F	38	2005-06
PLAYOFFS	MORIN, JEREMY	39	8	8	16	41	R	27, 11	2010-
	MORRISON, BRENDAN	11	0	0	0	6	C	17	2018-12
	MORRISON, DON	59	8	12	20	6	F	5	1950-51
PLAYOFFS	MORRISON, GUS	390	25	80	105	649	D	2	1952-58
	MOSDELL, KEN	25	2	4	6	10	F	18	1956-57
	MOSIENKO, BILL	711	258	282	540	121	F	8, 10	1941-55

NAME	GP	G	A	PTS	PIM	POS	UNIFORM NO.	YEARS
MUIR, BRYAN	64	3	7	10	63	D	37, 45	1998-99
MULVEY, GRANT	574	148	133	281	797	F	22	1974-83
MUNI, CRAIG	18	0	4	4	12	D	3	1992-94
MUNRO, ADAM	17	0	1	1	2	G	30	2003-06
MURPHY, JOE	210	83	96	179	304	F	17	1992-96
MURPHY, RON	459	105	127	232	233	F	10	1957-64
MURRAY, BOB	1008	132	382	514	873	D	6	1975-90
MURRAY, CHRIS	4	0	0	0	14	F	15	1998-99
MURRAY, TROY	688	197	291	488	707	F	19	1981-91, 92-94
NABOKOV, DMITRI	25	7	4	11	10	F	46	1997-98
NASREDDINE, ALAIN	7	0	0	0	19	D	32	1998-99
NATRASS, RALPH	223	18	38	56	308	D	5, 17	1946-50
NESTERENKO, ERIC	1013	207	288	495	1012	F	15	1956-72
NICHOL, SCOTT	75	7	11	18	145	F	12	2003-04
NICHOLLS, BERNIE	107	41	70	111	92	F	92	1994-96
NICHOLSON, HICKEY	2	1	0	1	0	F	14	1937-38
NICKULAS, ERIC	21	1	1	2	8	F	20	2003-04
NIEMI, ANTTI	42	0	0	0	0	G	31	2009-10
NIEMINEN, VILLE	60	2	11	12	40	F	20	2003-04
NIKOLISHIN, ANDREI	60	6	15	21	26	F	11	2002-03
NOONAN, BRIAN	329	63	85	148	300	F	10	1987-94
NORDQVIST, JONAS	3	0	2	2	2	C	32	2006-07
NORSTROM, JOAKIM	16	1	2	3	2	C	42	2013-
NORRIS, JACK	10	0	0	0	0	G	30	1967-69
NORTHCOFF, LAWRENCE	46	5	7	12	9	F	11	1938-39
NYLANDER, MICHAEL	239	63	117	180	112	F	31, 92	1999-03
NYLUND, GARY	179	14	37	51	461	D	22	1986-89
O'CALLAHAN, JACK	303	15	64	79	393	D	5	1982-87
O'CONNELL, MIKE	166	18	61	79	106	D	14	1977-81
ODELEIN, LYLE	77	7	6	13	80	D	7	2002-03
O'DONNELL, SEAN	51	0	7	7	23	D	6	2018-12
ODUYA, JOHNNY	143	7	26	33	48	D	27	2012-
O'SHEA, DANNY	66	10	16	26	38	F	11	1970-72
OGILVIE, BRIAN	12	1	2	3	4	F	18	1972-73
OLCZYK, ED	322	77	132	209	274	F	16	1984-87, 98-2000
OLESZ, ROSTISLAV	6	0	0	0	6	L	85	2011
OLMSTEAD, BERT	94	22	32	54	44	F	14, 19	1948-51
OLSEN, DYLAN	28	0	1	1	6	D	34	2012
ORBAN, BILL	84	7	8	15	50	F	6	1967-69
ORR, BOBBY	26	6	21	27	29	D	4	1976-77, 78-79
OUELLETTE, EDDIE	45	3	2	5	11	F	16	1935-36
PAHLSSON, SAMUEL	13	2	1	3	2	C	26	2009
PALANGIO, PETE	49	10	10	20	20	F	18	1936-38
PALMER, ROB	16	0	3	3	2	F	14	1973-76
PANG, DARRIN	81	0	9	9	6	G	34, 40	1984-85, 87-89
PAPKE, JOE	20	3	3	6	4	F	11, 14	1940-42, 44-45
PAPPIN, JIM	488	216	228	444	447	F	8	1968-75
PARENTEAU, PIERRE	5	0	1	1	2	L	58	2006-07
PASSMORE, STEVE	93	0	1	1	19	G	29, 37	1999-00, 01-04
PATERSON, RICK	430	50	43	93	136	F	8, 26, 27	1979-87
PAYNTER, KENT	3	0	0	0	4	D	7, 33, 38	1987-89
PELENSKY, PERRY	4	0	0	0	5	F	34	1983-84
PELLETIER, MARCEL	6	0	0	0	2	G	1	1950-51
PELLETIER, PASCAL	7	0	0	0	0	L	27	2008-09
PELLUSO, MIKE	118	12	4	16	743	F/D	26, 44	1989-92
PELLUSO, MIKE	37	4	2	6	19	F	17	2001-02
PERRAULT, YANIC	53	9	5	14	24	C	94	2007-08
PETERS, JIM	185	43	44	87	53	F	7, 14, 15	1951-54
PHILLIPOFF, HAROLD	23	0	4	4	26	F	19	1978-80
PILOTE, PIERRE	821	77	400	477	1205	D	3, 21, 22	1955-68
PINDER, GERRY	149	32	38	70	76	F	18	1969-71
PIRRI, BRANDON	35	6	7	13	6	C	37	2010-13
PISANI, FERNANDO	60	7	9	16	10	R	15	2010-11
PLANTE, DEREK	17	1	1	2	2	F	12	1999-2000
PLANTE, PIERRE	77	10	18	28	59	F	15	1977-78
PLAYFAIR, JIM	19	1	3	4	49	D	20, 37, 39	1987-89
POAPST, STEVE	220	7	23	30	118	D	42, 8	2000-04
POETA, TONY	1	0	0	0	0	F	34	1951-52
POILE, BUD	58	23	29	52	16	F	11, 19	1947-49

LEADERSHIP

PLAYERS

2013-14

OPPONENTS

TRADITION

RECORDS

PLAYOFFS

HISTORY

MINORS

NHL

MEDIA

ALL-TIME ROSTER

	NAME	GP	G	A	PTS	PIM	POS	UNIFORM NO.	YEARS
LEADERSHIP	PORTLAND, JACK	21	1	4	5	24	D	11	1939-41
	POSA, VICTOR	2	0	0	0	2	F	34	1985-86
	POTULNY, RYAN	3	0	0	0	2	C	21	2010-11
PLAYERS	POULIN, PATRICK	141	34	36	70	109	F	44	1993-96
	POWELL, RAY	31	7	15	22	2	F	12, 18	1950-51
	POWIS, GEOFFREY	2	0	0	0	0	F	5	1967-68
2013-14	POWIS, LYNN	57	8	13	21	6	F	12	1973-74
	PRESLEY, WAYNE	354	93	93	186	495	F	17	1984-91
	PRESTON, RICH	356	88	118	206	238	F	11, 16	1979-84, 86-87
OPPONENTS	PRICE, JACK	57	4	6	10	24	D	9, 19	1951-54
	PROBERT, BOB	461	49	76	125	1,210	F	24	1995-2002
	PROKOPEC, MIKE	15	0	0	0	11	F	23	1995-97
TRADITION	PRYSTAL, METRO	243	60	56	116	111	F	4, 6, 17	1947-50, 54-56
	PURPUR, CLIFF	119	24	33	57	38	F	3, 4	1941-45
	QUACKENBUSH, MAX	14	0	1	1	4	D	19, 20	1951-52
RECORDS	QUINT, DERON	51	4	7	11	18	D	2	2003-04
	QUINTAL, STEPHANE	72	1	18	19	60	D	4	2000-01
	RAANTA, ANTTI	25	0	1	1	0	G	31	2013-
PLAYOFFS	RADULOV, IGOR	43	9	7	16	22	F	50	2002-04
	RAGLAN, CLARENCE	67	1	8	9	38	D	3, 6, 19	1951-53
	RAMSEY, LES	11	2	2	4	2	F	15	1944-45
HISTORY	RAVLICH, MATT	245	5	47	52	254	D	5	1964-69
	REDMOND, DICK	341	71	156	227	218	D	15	1972-77
	REEKIE, JOE	17	0	2	2	28	D	23	2001-02
MINORS	REGIN, PETER	17	2	2	4	2	C	12	2014-
	REIBEL, EARL	40	4	12	16	6	F	9	1957-58
	REID, TOM	86	0	7	7	37	D	4	1967-69
MEDIA	REISE, LEO, JR.	23	0	0	0	24	D	8	1945-47
	RHEAUME, PASCAL	19	0	2	2	4	F	15	2001-02
	RIBBLE, PAT	35	2	5	7	22	D	5	1978-80
HISTORY	RICHARDSON, DAVE	3	0	0	0	2	F	6	1965-66
	RICHMOND, DANNY	39	0	2	2	68	D	44	2005-08
	RILEY, JIM	15	0	2	2	14	D/F	14	1926-27
PLAYOFFS	RIPLEY, VIC	177	41	24	65	126	F	4	1928-33
	ROBERTS, MOE	1	0	0	0	0	G	1	1951-52
	ROBIDAS, STEPHANE	45	2	10	12	33	D	17	2003-04
HISTORY	ROBIDOUX, FLORENT	52	7	4	11	75	F	19, 22, 25	1980-82, 83-84
	ROBINSON, DOUG	40	2	9	11	8	F	5, 14	1964-65
	ROBINSON, EARL	47	9	6	15	13	F	10	1938-39
PLAYOFFS	RODDEN, EDDIE	28	3	5	8	6	F	8	1926-28
	ROENICK, JEREMY	524	267	329	596	570	F	51, 27	1988-96
	ROLLINS, AL	308	0	1	1	39	G	1	1952-57
HISTORY	ROMANCHYCH, LARRY	10	0	2	2	2	F	28	1970-71
	ROMNES, ELWYN "DOC"	309	61	119	180	42	F	12, 17, 19	1930-39
	ROTA, DARCY	448	117	110	227	450	F	18	1973-79
PLAYOFFS	ROYER, REMI	18	0	0	0	67	D	6	1998-99
	ROZSIVAL, MICHAL	69	1	19	20	46	D	32	2013-
	RUCINSKI, MIKE	1	0	0	0	0	F	36	1988-89
PLAYOFFS	RUNDBLAD, DAVID	5	0	0	0	0	D	5	2014-
	RUSKOWSKI, TERRY	211	30	138	168	609	F	8	1979-83
	RUSSELL, CAM	361	8	18	26	788	D	52, 8	1989-98
HISTORY	RUSSELL, PHIL	504	53	176	229	1,288	D	5	1972-79
	RUUTU, TUOMO	228	48	60	108	259	F	15	2003-08
	RUUTU, CHRISTIAN	158	28	62	90	208	F	22	1992-95
PLAYOFFS	RYCHEL, WARREN	2	0	0	0	17	F	23, 42	1988-89, 90-91
	SAAD, BRANDON	126	29	45	74	32	L	43, 20	2011-
	SALMELAINEN, TONY	57	6	1	17	26	L	8	2006-07
PLAYOFFS	SAMSONOV, SERGEI	23	0	4	4	6	F	14	2007-08
	SANDFORD, ED	57	12	9	21	56	F	10	1955-56
	SANPASS, EVERETT	126	17	26	43	309	F	7	1986-90
PLAYOFFS	SASAKAMOOSE, FRED	11	0	0	0	6	F	21	1953-54
	SAUVE, BOB	84	0	5	5	33	G	31, 40	1985-87
	SAVARO, DENIS	881	377	719	1,096	1,005	F	18	1980-90, 95-97
PLAYOFFS	SAVARO, JEAN	42	7	12	19	29	F	27	1977-79
	SCÉVOUR, DARIN	1	0	0	0	0	F	32	1986-87
	SCHAEFFER, PAUL	5	0	0	0	6	D	15	1936-37
PLAYOFFS	SCHMAUTZ, BOBBY	76	12	9	21	43	F	19	1967-69
	SCLISIZZI, ENIO	14	0	2	2	0	F	14	1952-53
	SCOTT, JOHN	69	0	2	2	120	D/F	32	2010-12

NAME	GP	G	A	PTS	PIM	POS	UNIFORM NO.	YEARS
SEABROOK, BRENT	681	63	224	287	489	D	7	2005-
SECORD, AL	466	213	159	372	1,426	F	14, 20	1980-87, 89-90
SEDLBAUER, RON	84	25	13	38	26	F	19	1979-81
SEIBERT, EARL	477	57	131	188	387	D	17	1935-45
SHANTZ, JEFF	312	36	80	116	155	F	11	1993-98
SHARP, PATRICK	611	223	245	468	364	L/C	10	2005-
SHARPLEY, GLEN	71	19	23	42	23	F	7	1980-82
SHAW, ANDREW	165	41	36	77	164	R/C	65	2012-
SHEA, PAT	10	1	0	1	0	D	10	1931-32
SHEEHAN, BOBBY	78	11	20	31	18	F	27	1975-76
SHELTON, DOUG	5	0	1	1	2	F	19	1967-68
SHEPPARD, JOHN	38	3	4	7	4	F	4	1933-34
SHILL, JACK	51	6	7	13	12	D	3	1937-39
SHMYR, PAUL	84	2	16	18	75	D	3, 4, 23, 24	1968-71
SIMON, CHRIS	61	12	6	18	125	F	17	2002-03
SIMON, JOHN	29	0	1	1	9	D	17	1944-45
SIMPSON, REID	91	8	6	14	247	F	33	1997-99
SIMPSON, TODD	45	0	3	3	116	D	27	2005-06
SKALDE, JARROD	7	0	1	1	4	F	16	1997-98
SKILLE, JACK	79	12	13	25	30	R	11, 20	2007-11
SKORODENSKI, WARREN	32	0	0	0	2	G	1	1981-82, 84-87
SKOV, GLEN	346	44	75	119	150	F	14	1955-60
SLEAVER, JOHN	13	1	0	1	6	F	15	1953-54, 56-57
SLOAN, TOD	196	58	78	136	181	F	9	1958-61
SMITH, BEN	95	18	12	30	2	R	57, 28	2010-
SMITH, CLINT	202	81	121	202	12	F	2, 3	1943-47
SMITH, DES	24	1	4	5	27	D	11	1939-40
SMITH, GARY	51	0	0	0	5	G	1	1971-73
SMITH, GLEN	2	0	0	0	0	F	1	1950-51
SMITH, STEVE	317	25	111	136	920	D	3, 5	1991-97
SMITH, WAYNE	2	1	1	2	2	D	5	1966-67
SMOLENAK, RADEK	1	0	0	0	5	L	52	2010
SMOLINSKI, BRYAN	62	14	23	37	29	C	11	2006-07
SMYTH, GREG	60	0	3	3	141	D	3	1993-95
SOLHEIM, KEN	5	2	0	2	0	F	5	1980-81
SOMERS, ART	77	14	19	33	107	F	6	1929-31
SOPEL, BRENT	154	3	27	30	70	D	5	2007-10
SOUCY, CHRISTIAN	1	0	0	0	0	G	50	1993-94
SPACEK, JAROSLAV	155	15	45	60	97	D	3, 6	2000-02, 05-06
ST. LAURENT, DOLLARD	269	10	51	61	190	D	19	1958-62
ST. PIERRE, MARTIN	21	1	3	4	8	F	47	2005-08
STALBERG, VIKTOR	203	43	47	90	102	R	25	2010-13
STANFIELD, FRED	107	10	12	22	16	F	6, 18	1964-67
STANFIELD, JACK	1	0	0	0	0	F	10	1965-66
STANLEY, ALLAN	111	14	29	43	92	D	4	1954-56
STANLEY, BARNEY	2	0	0	0	0	F	14	1927-28
STANTON, RYAN	1	0	0	0	2	D	55	2013
STAPLETON, MIKE	125	9	21	30	82	F	12, 15, 16	1986-89, 90-92
STAPLETON, PAT	545	41	286	327	303	D	12	1965-73
STASIUK, VIC	37	6	4	10	8	F	17, 18	1949-51
STEVENSON, DOUG	4	0	0	0	0	G	1	1944-46
STEWART, GAYE	178	70	66	136	174	F	10, 15	1947-50
STEWART, JACK	63	1	5	6	61	D	2	1950-52
STEWART, KARL	37	2	3	5	45	L	57	2006-07
STEWART, KEN	6	1	1	2	0	D	10	1941-42
STRATTON, ART	2	0	0	0	0	F	10	1965-66
STRUDWICK, JASON	102	3	6	9	160	F/D	34	2002-04
SULLIVAN, FRANK	2	0	0	0	0	D	—	1954-56
SULLIVAN, RED	132	33	68	101	109	F	7, 8, 21	1954-56
SULLIVAN, STEVE	370	118	185	303	251	F	15, 26	1999-2004
SUOMI, AL	5	0	0	0	0	F	14	1936-37
SUTER, GARY	301	53	126	179	284	D	6, 20	1993-98
SUTTER, BRENT	417	76	143	219	293	F	12	1991-98
SUTTER, DARRYL	406	161	118	279	286	F	27	1979-87
SUTTER, DUANE	184	18	32	50	440	F	12, 16	1987-90
SUTTER, RICH	98	12	14	26	136	F	15	1993-95
SYKORA, MICHAL	56	2	12	14	22	D	6	1997-98
TAFFE, JEFF	1	0	0	0	0	C	23	2010
TALLAS, ROBBIE	12	0	0	0	0	G	32	2000-01

LEADERSHIP

PLAYERS

2013-14

OPPONENTS

TRADITION

RECORDS

PLAYOFFS

HISTORY

MINORS

NHL

MEDIA

ALL-TIME ROSTER

	NAME	GP	G	A	PTS	PIM	POS	UNIFORM NO.	YEARS
LEADERSHIP	TALLON, DALE	325	44	112	156	296	D	19	1973-78
	TANTI, TONY	3	1	0	1	0	F	8, 11	1981-83
	TAYLOR, HARRY	15	1	1	2	0	D	9, 15	1951-52
	TAYLOR, RALPH	77	2	1	3	137	D	12	1927-30
	TEPPER, STEPHEN	1	0	0	0	0	F	68	1992-93
	TERAVAINEN, TEUVO	3	0	0	0	0	C	86	2014-
	TERBENCHE, PAUL	68	3	7	10	8	D	18	1967-68
	TERRERI, CHRIS	28	0	1	1	2	G	40	1997-98
	THIBAUT, JOCELYN	321	0	4	4	12	G	41	1998-2004
	THOMAS, CY	6	1	0	1	8	F	15	1947-48
PLAYERS	THOMAS, STEVE	354	110	120	230	423	F	32	1987-92, 2001-03
	THOMPSON, PAUL	365	118	146	264	192	F	6	1931-39
	THOMS, BILL	252	63	112	175	57	F	12	1938-45
	THOMSON, BILL	1	0	0	0	0	F	16	1943-44
	THOMSON, JIM	70	4	7	11	75	D	5	1957-58
	THORNTON, SHAWN	31	2	1	3	70	F	49, 33, 29	2002-06
	TICHY, MILAN	13	0	1	1	30	D	43	1992-93
	TIMGREN, RAY	14	1	1	2	2	F	16, 19	1954-55
	TODD, KEVIN	35	5	6	11	16	F	14	1993-94
	TOWNS, JONATHAN	484	195	245	440	257	C	19	2007-
OPPONENTS	TOWELL, JOHN	33	1	7	8	37	F	72	1991-92
	TOPPAZZINI, JERRY	84	14	21	35	77	F	19	1953-55
	TOPPAZZINI, ZELLIO	7	0	0	0	0	F	15	1956-57
	TORKKI, JARI	4	1	0	1	0	F	44	1988-89
	TOUPIN, JACQUES	8	1	2	3	0	F	9	1943-44
	TOWNSEND, ART	4	0	0	0	0	D	11	1926-27
	TRAPP, BOB	78	4	4	8	129	D	2	1926-28
	TRAUB, PERCY	37	0	2	2	93	D	—	1926-27
	TREFILOV, ANDREI	7	0	0	0	0	G	45, 29	1997-98
	TRIMPER, TIM	30	6	10	16	10	F	28, 38	1979-80
TRADITION	TRUDEL, LOUIS	211	27	46	73	94	F	11, 16	1933-38
	TURCO, MARTY	29	0	0	0	6	G	30	2010-11
	TURNER, BOB	139	11	5	16	72	D	2	1961-63
	TUTEN, AUDLEY	39	4	8	12	48	D	2	1941-43
	UBRIACO, GENE	21	1	1	2	2	F	19	1969-70
	ULANOV, IGOR	53	1	8	9	92	D	6, 45	1995-96
	UNDERHILL, MATT	1	0	0	0	0	G	40	2003-04
	VAIVE, RICK	106	55	39	94	168	F	27	1987-89
	VALK, GARRY	16	0	1	1	6	F	15	2002-03
	VANDENBUSCH, RYAN	263	7	10	17	592	F	34, 32, 19, 14, 23	1998-2004
RECORDS	VANDERMEER, JIM	171	11	41	52	271	D	23	2003-07
	VAN DORP, WAYNE	69	7	4	11	326	F	23	1988-90
	VAN IMPE, ED	61	8	11	19	111	D	2	1966-67
	VARIS, PETRI	1	0	0	0	0	F	17	1997-98
	VASKO, ELMER	641	32	153	185	606	D	4, 22	1956-66
	VAYDIK, GREG	5	0	0	0	0	F	24	1976-77
	VEISOR, MIKE	62	0	2	2	0	G	1	1973-75, 76-80
	VILLEMURE, GILLES	21	0	0	0	0	G	1	1975-77
	VERTEG, KRIS	233	54	76	130	123	R	32, 23	2007-10, 13-
	VINCELETTE, DAN	166	20	20	40	288	F	11, 16, 17, 29, 32	1987-90, 91-92
PLAYOFFS	VOKES, ED	5	0	0	0	0	F	8	1930-31
	VON ARX, RETO	19	3	1	4	4	C	17	2000-01
	VOPAT, ROMAN	3	0	0	0	4	F	14	1998-99
	VOROBEV, PAVEL	57	10	15	25	38	F	32	2003-07
	VOSS, CARL	34	3	8	11	0	F	14	1937-38
	VRBATA, RADIM	122	27	48	75	42	D	16	2005-07
	WAITE, JIMMY	58	0	1	1	0	G	29, 30, 36, 49, 60	1988-93, 94-97
	WALKER, MATT	65	1	13	14	79	D	8	2008-09
	WALTON, MIKE	26	6	3	9	4	F	16	1978-79
	WARD, DON	3	0	0	0	0	D	4	1957-58
HISTORY	WARES, EDDIE	105	8	18	26	55	D/F	15	1945-47
	WASNIE, NICK	15	1	0	1	22	F	13	1927-28
	WATSON, BILL	115	23	36	59	12	F	11, 14	1985-89
	WATSON, HARRY	168	36	49	85	19	F	5	1954-57
	WEBER, ERIC	356	21	92	113	309	D	2	1993-98
	WENTWORTH, CY	216	17	14	41	145	D	10	1927-32
	WERENKA, BRAD	9	0	0	0	8	D	3	1995-96
	WHARRAM, KEN	766	252	281	533	222	F	11, 17, 21	1951-56, 58-69
	WHITE, BILL	415	30	149	179	336	D	2	1969-76
MINORS									
MEDIA									

NAME	GP	G	A	PTS	PIM	POS	UNIFORM NO.	YEARS
WHITE, PETER	54	3	4	7	10	F	11, 16	2001-03
WHITE, TODD	43	6	8	14	22	C	26	1997-2000
WIEBE, ART	414	14	27	41	201	D	2, 10, 11	1932-44
WILKINSON, NEIL	72	3	9	12	116	D/F	23	1993-94
WILLIAMS, JASON	63	17	25	42	42	C	29	2006-08
WILLIAMS, SEAN	2	0	0	0	4	F	53	1991-92
WILSON, BEHN	262	39	105	144	607	D	23	1983-86, 87-88
WILSON, CULLY	39	8	4	12	40	F	—	1926-27
WILSON, DOUG	938	225	554	779	764	D	24	1977-91
WILSON, JOHNNY	140	42	39	81	36	F	16	1955-57
WILSON, LARRY	131	21	44	65	63	F	7, 16	1953-56
WILSON, RIK	14	4	5	9	6	D	3, 44	1987-88
WILSON, ROBERT	1	0	0	0	0	D	—	1953-54
WILSON, ROGER	7	0	2	2	6	D	6	1974-75
WISNIEWSKI, JAMES	168	13	43	56	192	D	43	2005-09
WISTE, JIM	29	0	8	8	8	F	18, 22	1968-70
WITLUK, STEVE	33	3	8	11	14	F	9, 15	1951-52
WOIT, BEN	72	1	8	9	48	D	6	1955-57
WYLLIE, DUANE	14	3	3	6	2	F	24, 27	1974-75, 76-77
YAKUBOV, MIKHAIL	40	2	9	11	16	F	36, 12	2003-06
YAREMCHUK, KEN	188	30	43	73	78	F	7, 15	1983-86
YAWNEY, TRENT	280	16	55	71	398	D	8, 5	1987-91, 97-99
YOUNG, BRIAN	8	0	2	2	6	D	25	1980-81
YOUNG, HOWIE	96	3	14	17	166	D	2, 3	1963-64, 68-69
YSEBART, PAUL	26	9	8	17	14	F	14	1993-95
ZAHARKO, MILES	58	4	13	17	58	D	7, 8, 26	1978-79, 80-82
ZEDEL, LARRY	64	1	6	7	102	D	6	1953-54
ZELEPUKIN, VALERI	36	3	4	7	18	L	29	2000-01
ZHAMNOV, ALEX	528	140	284	424	419	C	26, 36, 13	1996-2004
ZMOLEK, DOUG	105	2	21	23	162	D	4	1998-2000
ZOBOROSKY, MARTY	1	0	0	0	2	D	3	1944-45
ZYUZIN, ANDREI	32	2	3	5	38	D	27	2007-08

LEADERSHIP

PLAYERS

2013-14

OPPONENTS

TRADITION

RECORDS

PLAYOFFS

HISTORY

MINORS

NHL

MEDIA

ALL-TIME GOALIE REGISTER

	NAME	GP	W	L	T	OT	SO	MINS	GA	AVG	A	PIM
LEADERSHIP	TONY ESPOSITO	873	418	302	147	-	74	51,839	2,529	2.93	25	31
	GLENN HALL	688	275	229	106	-	51	36,621	1,585	2.60	6	52
PLAYERS	ED BELFOUR	415	201	138	56	13	30	23,678	1,047	2.65	18	240
	JOCelyn THIBAUT	321	137	142	37	12	28	18,605	816	2.63	4	12
2013-14	MURRAY BANNERMAN	288	116	125	33	-	8	16,450	1,051	3.83	10	37
	COREY CRAWFORD	211	115	59	-	29	10	12,080	475	2.36	2	6
OPPONENTS	MIKE KARAKAS	331	114	165	52	-	28	20,306	984	2.91	1	9
	CHARLIE GARDINER	316	112	152	52	-	42	19,687	664	2.02	0	2
TRADITION	NIKOLAI KHABIBULIN	206	91	80	-	25	6	11,766	557	2.84	5	30
	DENIS DEJORDY	198	90	69	32	-	13	11,302	518	2.75	2	2
RECORDS	AL ROLLINS	308	81	171	56	-	17	18,480	933	3.03	1	39
	JEFF HACKETT	173	63	75	25	11	14	9,849	403	2.45	3	30
PLAYERS	CRISTOBAL HUET	89	46	29	-	8	7	5,082	233	2.51	0	6
	BOB SAUVE	84	38	32	7	-	1	4,759	297	3.74	5	33
2013-14	RAY EMERY	55	32	10	-	4	3	2,890	119	2.47	1	2
	SAM LOPRESTI	74	30	38	6	-	4	4,530	236	3.13	0	0
OPPONENTS	ALAIN CHEVRIER	66	29	25	5	2	0	3,467	224	3.88	2	6
	HARRY LUMLEY	134	29	85	19	-	5	7,965	487	3.67	0	6
TRADITION	ANTTI NIEMI	42	27	8	-	5	7	2,332	90	2.32	1	0
	DARREN PANG	81	27	35	7	1	0	4,251	287	4.05	9	6
RECORDS	LORNE CHABOT	48	26	17	5	-	8	2,940	88	1.80	0	0
	GARY SMITH	51	24	15	8	-	5	2,880	141	2.94	0	5
PLAYERS	EMILE FRANÇOIS	73	24	43	6	-	1	4,380	287	3.93	0	6
	PAUL GOODMAN	52	23	20	9	-	6	3,240	117	2.17	0	0
HISTORY	FRANK BRIMSEK	70	22	38	10	-	5	4,200	244	3.49	0	2
	DAVE DRYDEN	68	21	23	8	-	4	3,200	171	3.21	2	0
MINORS	JIM HENRY	60	21	31	8	-	0	3,600	211	3.52	0	0
	PATRICK LALIME	44	20	18	-	3	2	2,473	119	2.89	0	8
NHL	JACQUES CLOUTIER	53	20	18	2	1	2	2,581	136	3.16	0	10
	HUGH LEHMAN	48	20	24	4	-	6	3,047	136	2.68	0	0
MEDIA	MIKE VEISOR	62	20	24	15	-	3	3,577	197	3.30	2	0
	STEVE PASSMORE	73	19	32	10	4	1	3,965	181	2.74	1	19
PLAYERS	GERRY DESJARDINS	32	17	8	6	-	0	1,817	78	2.58	1	6
	BERT GARDINER	50	17	18	15	-	1	3,020	180	3.58	0	0
HISTORY	JIMMY WAITE	58	14	23	7	2	2	2,864	174	3.64	1	0
	DOMINIK HASEK	25	13	4	2	0	1	1,209	52	2.58	0	8
MINORS	ANTTI RAANTA	25	13	5	0	4	1	1,397	63	2.71	1	0
	BOB MASON	41	13	18	8	1	0	2,309	160	4.16	2	0
NHL	PAUL BIBEAU	41	13	25	3	-	1	2,460	170	4.15	0	2

ALL-TIME GOALIE REGISTER

NAME	GP	W	L	T	OT	SO	MINS	GA	AVG	A	PIM
CHRIS TERRERI	28	12	11	4	0	2	1,651	68	2.47	1	2
CRAIG ANDERSON	56	12	29	2	4	2	3,029	161	3.19	1	18
WARREN SKORODENSKI	32	12	11	4	-	2	1,671	93	3.34	0	2
TURCO, MARTY	29	11	11	-	3	1	1,631	82	3.02	1	6
HEC HIGHTON	24	10	14	0	-	0	1,440	108	4.50	0	0
MICHAEL LEIGHTON	42	8	21	10	4	3	2,434	120	2.96	2	2
MARK FITZPATRICK	27	6	8	6	1	0	1,403	64	2.74	1	8
HANK BASSEN	33	6	18	9	-	1	1,980	103	3.12	0	2
GREG MILLEN	13	5	5	1	0	0	633	36	3.41	1	0
ADAM MUNRO	17	4	10	1	3	1	926	51	3.30	1	2
JACK NORRIS	10	3	3	0	-	1	434	32	4.42	0	0
MICHEL DUMAS	8	2	1	2	-	0	362	24	3.98	1	0
DOUG JACKSON	6	2	3	1	-	0	360	42	7.00	0	0
BOB JANECEK	8	2	3	1	-	0	412	28	4.08	0	2
GILLES MELOCHE	2	2	0	0	-	0	120	6	3.00	0	0
DOUG STEVENSON	4	2	2	0	-	0	240	19	4.75	0	0
ROBBIE TALLAS	12	2	7	0	0	0	627	35	3.35	0	0
GILLES VILLEMURE	21	2	11	6	-	0	1,109	85	4.60	0	0
BRIAN BOUCHER	15	1	10	-	3	1	826	45	3.27	0	0
SEBASTIEN CARON	1	1	0	-	0	0	60	1	1.00	0	0
BILL DICKIE	1	1	0	0	-	0	60	3	3.00	0	0
ED JOHNSTON	4	1	3	0	-	0	240	17	4.25	0	0
MARC LAMOTHE	2	1	1	0	0	0	116	10	5.16	0	0
RAY LEBLANC	1	1	0	0	0	0	60	1	1.00	0	0
MARCEL PELLETIER	6	1	5	0	-	0	335	29	4.90	0	2
ANDREI TREFILOV	7	1	5	0	0	0	324	21	3.89	0	0
RED ALMAS	1	0	1	0	-	0	60	5	5.00	0	0
KENNETH BROWN	1	0	0	0	-	0	18	1	3.33	0	0
CHRIS CLIFFORD	2	0	0	0	0	0	24	0	0.00	0	0
WILF CLIDE	1	0	0	0	-	0	41	9	13.17	0	0
RAY FREDERICK	5	0	4	1	-	0	300	22	4.40	0	0
JOHN GELINEAU	2	0	2	0	-	0	120	18	9.00	0	0
MICHEL LAROCQUE	3	0	2	0	0	0	152	9	3.55	0	0
JEAN MAROIS	2	0	2	0	-	0	120	11	5.50	0	0
MOE ROBERTS	1	0	0	0	-	0	20	0	0.00	0	0
CHRISTIAN SOUCY	1	0	0	0	0	0	3	0	0.00	0	0
CARTER HUTTON	1	0	1	0	0	0	59	3	3.06	0	0
MATT UNDERHILL	1	0	1	0	1	0	61	4	3.95	0	0
EMPTY NET GOALS							277				
TOTALS	6,024	2,542	2,556	814	112	413	364,582	18,069	2.97	114	661

LEADERSHIP
PLAYERS
2013-14
OPPONENTS
TRADITION
RECORDS
PLAYOFFS
HISTORY
MINORS
NHL
MEDIA



THE **MOST**
BLACKHAWKS
GAMES.

THE **MOST**
COVERAGE.



Facebook.com/CSNChicago



CHICAGO BLACKHAWKS

MINORS

CLUB INFORMATION

Founded:	1999
Home Arena:	BMO Harris Bank Center
Seating Capacity:	5,767
Address:	300 Elm St., Rockford, IL 61101
Phone:	815-986-6465
Fax:	815-963-0974
Website:	icehogs.com
Colonial Cup (UHL):	2007
2013-14 record:	35-32-5-4
2013-14 finish:	9th, Western Conference
2013-14 playoffs:	DNQ



2014-15 STAFF DIRECTORY

MANAGEMENT

GM of Minor League Affiliates:	Mark Bernard
Executive Director:	Troy Flynn
Director, Business Operations:	Mike Peck
Director, Ticket Sales:	Curtis Tousant
Director, Corporate Sales:	Julia Johnson

HOCKEY OPERATIONS

Head Coach:	Ted Dent
Associate Coach:	Mark Osiecki
Developmental Goaltending Coach:	Andrew Allen
Head Athletic Trainer:	D.J. Jones, M.S., A.T.C.
Head Equipment Manager:	Russ Holden
Assistant Equipment Manager:	Brian Schmidt
Strength and Conditioning Coach:	Shane Lawson
Video Coach:	Adam Gill
Massage Therapist:	Mike Harling

BUSINESS OPERATIONS

Communications Coordinator:	Nate Haeni
Multi-Media Manager:	Jim Gade
Game Operations/Community Relations Coordinator:	Fritz Stillings
Sales Coordinator:	Vickie Wilkin
Marketing and Sales Coordinator:	Nolan O'Malley
Season Ticket Sales Coordinator:	Ryan Woodrow
Personal Ticket Consultants:	Nick Maier, Zack Sicotte

DIRECTIONS TO BMO HARRIS BANK CENTER

FROM BELOIT (NORTH): Take I-90 East (portions toll) to the East State Street exit (East Business U.S. 20), and follow it for about seven miles into downtown Rockford. Cross the Rock River, and take a left at Church Street, which will be the second light. Look for the arena on the left side of the street. Parking is available in the deck opposite the BMO Harris Bank Center.

FROM FREEPORT (WEST): From U.S. 20, follow Business U.S. 20 (West State Street) into Rockford. Turn right on Church Street and look for the arena on the left side of the street. Parking is available in the deck opposite the BMO Harris Bank Center.

FROM THE CHICAGO AREA (EAST): Follow I-90 West (Northwest Tollway) to Bypass U.S. 20 West (towards Freeport). Follow U.S. 20 for about seven miles to the North Main Street exit. Once you reach downtown Rockford, turn left on West State Street, and left again on Church Street. Parking is available in the deck opposite the BMO Harris Bank Center.

FROM ROCHELLE (SOUTH): Take Ill. 251 (11th Street) north into Rockford. Turn left on Charles Street, which will become Jefferson Street. Cross the Rock River, and turn left on Church Street in two blocks. Parking is available in the deck opposite the BMO Harris Bank Center.

BMO HARRIS BANK CENTER PARKING

There is a \$5 fee for parking in the garage between Court and Church streets on Chestnut for all Rockford IceHogs games. For premium games, a \$5-7 fee will also be applied at many of the other event parking lots.

LEADERSHIP

PLAYERS

2013-14

OPPONENTS

TRADITION

RECORDS

PLAYERS

HISTORY

MINORS

NHL

MEDIA

2013-14 REGULAR-SEASON STATS

NO.	PLAYER	GP	G	A	PTS	+/-	PIM	PP	SH	S	S%
2	Adam Clendening	74	12	47	59	5	64	3	1	213	5.6
19	Jeremy Morin (X)	47	24	23	47	9	58	6	0	208	11.5
25	Alex Broadhurst	75	16	29	45	-1	32	2	0	104	15.4
37	Terry Broadhurst (X)	73	16	28	44	10	16	3	1	158	10.1
11	Brian Connelly (X)	16	3	5	8	-12	4	3	0	34	8.8
28	Mark McNeill	76	18	19	37	-12	46	6	0	170	10.6
96	Pierre-Marc Bouchard (X)	24	3	17	20	-7	10	0	0	34	8.8
12	Brandon Mashinter	47	14	14	28	-8	79	5	0	85	16.5
10	Klas Dahlbeck	75	10	25	35	21	49	1	2	175	5.7
26	Garret Ross	74	15	19	34	12	78	4	1	133	11.3
23	Joakim Nordstrom (X)	58	17	16	33	9	21	4	0	94	18.1
11	Brad Winchester (X)	55	16	14	30	-8	85	6	0	122	13.1
27	Brandon Pirri (X)	26	11	15	26	-1	10	2	1	95	11.6
18	Phillip Danault	72	6	20	26	11	40	1	0	130	4.6
14	Drew LeBlanc	76	7	15	22	-4	18	4	0	57	12.3
16	Brad Mills (X)	28	8	6	14	-5	49	3	0	59	13.6
20	Pat Mullane (X)	46	6	7	13	0	15	2	0	46	13.0
7	Brett Skinner (X)	38	1	9	10	-9	8	1	0	32	3.1
3	Mathieu Brisebois	13	2	5	7	-1	19	0	0	13	15.4
8	Viktor Svedberg	35	2	7	9	5	26	1	0	53	3.8
17	Jimmy Hayes (X)	13	4	4	8	-5	2	1	0	37	10.8
3	Dylan Olsen (X)	16	0	8	8	3	8	0	0	37	0.0
4	Ryan Hartman	9	3	4	7	-1	8	1	0	16	18.8
9	Bobby Shea (X)	29	3	4	7	4	84	0	0	26	11.5
3	Zach Miskovic (X)	15	0	7	7	11	10	0	0	21	0.0
22	Theo Peckham (X)	45	0	6	6	6	100	0	0	27	0.0
36	Stephen Johns	8	1	4	5	2	4	0	0	15	6.7
24	Byron Froese (X)	28	0	5	5	1	14	0	0	34	0.0
12	Kyle Beach (X)	7	4	0	4	3	10	0	1	22	18.2
32	Philippe Lefebvre (X)	29	4	0	4	-3	2	0	0	41	9.8
6	Jared Nightingale (X)	67	1	3	4	-14	114	0	0	47	2.1
36	Maxim Shalunov (X)	20	0	4	4	-4	8	0	0	37	0.0
21	Teuvo Teravainen	5	2	0	2	2	2	1	0	6	33.3
29	David Gilbert (X)	10	1	0	1	-5	0	0	0	11	9.1
17	Michael Kostka (X)	2	0	1	1	3	2	0	0	5	0.0
5	Joe Gleason (X)	7	0	1	1	-4	2	0	0	4	0.0
15	Wade Brookbank (X)	27	0	1	1	-8	30	0	0	21	0.0
1	Jason LaBarbera (X)	32	0	1	1	0	0	0	0	0	0.0
30	Allen York (X)	1	0	0	0	0	0	0	0	0	0.0
7	Blake Kessel (X)	3	0	0	0	-2	0	0	0	1	0.0
35	Mac Carruth	7	0	0	0	0	0	0	0	0	0.0
31	Antti Raanta (X)	14	0	0	0	0	0	0	0	0	0.0
33	Kent Simpson	31	0	0	0	0	2	0	0	0	0.0
	BENCH	76	4	-	-	30	-	-	4	-	-
	TOTALS	76	234	393	623	3	1,159	60	7	2,427	0.095

NO.	GOALIE	GP	MINS	W	L	SOL	SO	GA	GAA	SVS	SV%
1	Jason LaBarbera (X)	32	1,859	15	15	2	0	91	2.94	831	0.901
33	Kent Simpson	31	1,615	11	14	1	0	98	3.64	801	0.891
31	Antti Raanta (X)	14	677	7	5	0	0	32	2.83	338	0.914
35	Mac Carruth	7	375	2	2	1	0	21	3.36	154	0.880
30	Allen York (X)	1	58	0	1	0	0	3	3.08	35	0.921
	TOTALS	76	4,618	35	37	4	0	258	3.35	2,159	0.893

(X) indicates a player who is no longer on the Rockford roster

LEADERSHIP
PLAYERS
2013-14
OPPONENTS
TRADITION
RECORDS
PLAYOFFS
HISTORY
MINORS
NHL
MEDIA

2014-15 ICEHOGS SCHEDULE



2014 2015

LEADERSHIP

PLAYERS

2013-14

OPPONENTS

TRADITION

RECORDS

PLAYOFFS

HISTORY

MINORS

NHL

MEDIA

October 2014

Sun	Mon	Tues	Wed	Thur	Fri	Sat
			1	2	3	4
5	6	7	8	9	10	MIL 11 7 pm
12	13	14	15	ADK 16 6 pm	17	HAM 18 6 pm
TOR 19 2 pm	20	21	RCH 22 6:05 pm	23	24	CHI 25 7 pm
LE 26 4 pm	27	28	GR 29 6 pm	30	SA 31 7:30 pm	

November 2014

Sun	Mon	Tues	Wed	Thur	Fri	Sat
30						SA 1 7 pm
2	3	LE 4 7 pm	5	IA 6 10:30 am	7	GR 8 7 pm
9	10	11	12	13	MIL 14 7 pm	MIL 15 7 pm
TEX 16 4 pm	17	18	19	20	IA 21 7 pm	MIL 22 7 pm
CHI 23 4 pm	24	25	IA 26 7 pm	27	CHI 28 7 pm	CHI 29 7 pm

December 2014

Sun	Mon	Tues	Wed	Thur	Fri	Sat
	1	2	3	MIL 4 7 pm	5	GR 6 7 pm
LE 7 4 pm	8	9	MIL 10 7 pm	11	LE 12 6:30 pm	13
14	15	IA 16 7 pm	17	18	19	OKC 20 7 pm
OKC 21 2 pm	22	23	24	25	IA 26 7 pm	27
CHI 28 4 pm	29	HAM 30 7 pm	GR 31 5 pm			

AHL Team Key

West Division

Charlotte Checkers (CHA)
Iowa Wild (IA)
Oklahoma City Barons (OKC)
San Antonio Rampage (SA)
Texas Stars (TEX)

Midwest Division

Chicago Wolves (CHI)
Grand Rapids Griffins (GR)
Lake Erie Monsters (LE)
Milwaukee Admirals (MIL)
Rockford IceHogs (RFD)

North Division

Adirondack Flames (ADK)
Hamilton Bulldogs (HAM)
Rochester Americans (RCH)
Toronto Marlies (TOR)
Utica Comets (UTI)

Atlantic Division

Manchester Monarchs (MCH)
Portland Pirates (POR)
Providence Bruins (PRO)
St. John's IceCaps (STJ)
Worcester Sharks (WOR)

Northeast Division

Albany Devils (ALB)
Bridgeport Sound Tigers (BRI)
Hartford Wolf Pack (HFD)
Springfield Falcons (SPR)
Syracuse Crunch (SYR)

East Division

Binghamton Senators (BNG)
Hershey Bears (HER)
Lehigh Valley Phantoms (LV)
Norfolk Admirals (NOR)
WBS Penguins (WBS)

January 2015

Sun	Mon	Tues	Wed	Thur	Fri	Sat
				1	2	CHI 3 7 pm
4	5	6	7	MIL 8 7 pm	9	10
11	12	CHA 13 7 pm	14	15	IA 16 7 pm	CHI 17 7 pm
18	CHI 19 1 pm	20	21	IA 22 7 pm	23	UTI 24 7 pm
25	26	All-Star Break	28	29	CHI 30 7 pm	CHI 31 7 pm

February 2015

Sun	Mon	Tues	Wed	Thur	Fri	Sat
1	2	3	4	5	MIL 6 7 pm	MIL 7 7 pm
8	9	10	11	12	MIL 13 7 pm	OKC 14 7 pm
SA 15 4 pm	16	17	SA 18 10:30 am	19	LE 20 6:30 pm	21
22	23	24	25	26	TEX 27 7:30 pm	TEX 28 7 pm

March 2015

Sun	Mon	Tues	Wed	Thur	Fri	Sat
1	2	3	4	5	OKC 6 7 pm	GR 7 7 pm
8	9	10	11	12	13	GR 14 7 pm
CHI 15 3 pm	16	17	ADK 18 7 pm	19	20	ADK 21 7 pm
TEX 22 4 pm	23	24	LE 25 7 pm	26	ADK 27 6 pm	UTI 28 6 pm
29	30	31				

April 2015

Sun	Mon	Tues	Wed	Thur	Fri	Sat
			GR 1 6 pm	2	GR 3 7 pm	RCH 4 7 pm
5	6	MIL 7 7 pm	8	IA 9 7 pm	10	CHA 11 6 pm
CHA 12 12 pm	13	14	CHA 15 7 pm	16	CHI 17 7 pm	TOR 18 7 pm

	= Premium home game		= home game		= away game
--	---------------------	--	-------------	--	-------------

Tickets: 815-968-5222

IceHogs.com



Proud American Hockey League
affiliate of the Chicago Blackhawks



CLUB INFORMATION

Inaugural season:	2014-15
Home Arena:	Fairgrounds Coliseum (6,200)
Address:	1202 E. 38th St., Indianapolis, IN 46205
Phone:	317-925-3835
Fax:	317-925-3850
Website:	indyfuelhockey.com

2014-15 STAFF DIRECTORY

MANAGEMENT

Owner/Governor	Jim Hallett
Owner/Team President	Sean Hallett
Owner	Jerry Williams
Senior Vice President, Operations	Jason Burkman
Vice President, Finance	Bill Stackhouse
Vice President, Corporate Sponsorships	Lisa Kroshus
Vice President, Operations and Fan Experience	Lee Dicklitch
Vice President, Ticketing	Scott Brumfiel

FRONT OFFICE

Director, Media Relations and Digital Content/Radio Broadcaster	Tony Brown
Director, Community Relations	Jonathan Jones
Director, Event Presentation	Gabe Amick
Director, Merchandising	Tina Hallett
Merchandise Manager	Miranda Delaney
Ticket Sales Manager	Steve Kuepper
Graphic Designer	John Hunt
Promotions and Sponsorship Coordinator	Chelsie Krill
Ticket Sales Manager	Steve Kuepper
Ticket Sales Advisors	Ben Pulley, Ivy Toone
Group Sales Advisors	Kristen Fischer, Ashley Peavey

HOCKEY OPERATIONS

Head Coach/VP of Hockey Operations	Scott Hillman
Assistant Coach, Defensive Skills	Bernie John
Assistant Coach, Forward Skills	Derek Edmondson
Assistant Coach, Conditioning	Jan Jas
Athletic Trainer	George Bullock
Equipment Manager	Darrin Flindheim



DIRECTIONS TO FAIRGROUNDS COLISEUM

FROM THE NORTH (CHICAGO): Take I-90 south (toll road) to Exit 17 (East Dunes Highway). Head west and merge with I-65 south at Exit 262, then follow and merge with I-70 east (toward Columbus) at Exit 112A. Take Exit 119 and merge onto West 38th Street. Turn left on East Fall Creek Parkway; the Indiana State Fairgrounds will be on the lefthand side (enter Gate 6).

FROM THE WEST: From I-70 east, take Exit 85 and turn right onto North Keystone Avenue. Continue north, and turn left onto East 38th Street. Turn right on East Fall Creek Parkway; the Indiana State Fairgrounds will be on the lefthand side (enter Gate 6).

FROM THE SOUTH: From I-65 north, merge onto I-70 east (toward Columbus). Take Exit 85B to North Keystone Avenue, continue north, and turn left onto East 38th Street. Turn right on East Fall Creek Parkway; the Indiana State Fairgrounds will be on the lefthand side (enter Gate 6).

FROM THE EAST: From I-70 west, take Exit 85 and turn right onto North Keystone Avenue. Continue north, and turn left onto East 38th Street. Turn right on East Fall Creek Parkway; the Indiana State Fairgrounds will be on the lefthand side (enter Gate 6).

FAIRGROUNDS COLISEUM PARKING

After entering Gate 6, there are various parking options available around the Indiana State Fairgrounds. There is a \$5 facility charge per vehicle for all events, including Indy Fuel games.

LEADERSHIP

PLAYERS

2013-14

OPPONENTS

TRADITION

RECORDS

PLAYOFFS

HISTORY

MINORS

NHL

MEDIA

2014-15 FUEL SCHEDULE

LEADERSHIP
PLAYERS
2013-14
OPPONENTS
TRADITION
RECORDS
PLAYOFFS
HISTORY
MINORS
NHL
MEDIA

OCTOBER 2014

SUN	MON	TUES	WED	THU	FRI	SAT
			1	2	3	4
5	6	7 *AE 7:15 PM	8 *AH 7:15 PM	9	10	11
12 *EUN 8:05 PM	13	14	15	16	17 FW 7:35 PM	18 FW 7:35 PM
19	20	21	22 HNL 7:05 PM	23	24 TOL 7:05 PM	25 EUN 8:15 PM
26 FW 8:05 PM	27	28	29	30	31 EUN 7:05 PM	

DECEMBER 2014

SUN	MON	TUES	WED	THU	FRI	SAT
	1	2	3 EUN 7:05 PM	4	5 FLA 7:35 PM	6 FW 7:35 PM
7	8	9	10	11 ORL 7:05 PM	12 FLA 7:05 PM	13 FLA 7:05 PM
14	15	16	17 REA 7:05 PM	18 TOL 7:35 PM	19 FW 7:35 PM	20 FW 7:35 PM
21	22	23	24	25	26 CIN 7:35 PM	27 CIN 7:35 PM
28	29	30	31 FW 7:35 PM			

FEBRUARY 2015

SUN	MON	TUES	WED	THU	FRI	SAT
1	2	3	4	5	6 EUN 8:15 PM	7 EUN 8:15 PM
8 HNL 8:05 PM	9	10	11	12	13 CIN 7:35 PM	14 CIN 7:35 PM
15	16	17	18	19	20 ELN 7:05 PM	21 ELN 7:05 PM
22	23	24	25 HNL 7:05 PM	26	27 FW 8:05 PM	28 FW 7:35 PM

APRIL 2015

SUN	MON	TUES	WED	THU	FRI	SAT
			1 TOL 7:05 PM	2	3 CIN 7:35 PM	4 FW 7:35 PM
5 ELN 8:05 PM	6	7	8 HNL 7:05 PM	9	10 REA 7:35 PM	11 REA 7:05 PM
12	13	14	15	16	17	18
19	20	21	22	23	24	25
26	27	28	29	30		

NOVEMBER 2014

SUN	MON	TUES	WED	THU	FRI	SAT
						1 EUN 8:15 PM
2	3	4	5	6	7 CIN 7:35 PM	8
9 WHL 9:05 PM	10	11	12	13	14	15 WHL 7:35 PM
16	17	18	19 ORL 7:05 PM	20	21	22 REA 7:05 PM
23 REA 8:05 PM	24	25	26	27 FW 7:35 PM	28 CIN 7:35 PM	29 CIN 7:35 PM
30						

JANUARY 2015

SUN	MON	TUES	WED	THU	FRI	SAT
				1	2 TOL 7:35 PM	3 REA 7:35 PM
4	5	6	7	8	9 CIN 7:35 PM	10 TOL 7:15 PM
11	12	13	14	15 WHL 9:05 PM	16 GRN 7:05 PM	17 SC 7:05 PM
18	19 GWT 10:35 PM	20	21	22	23 ELN 7:35 PM	24 EUN 7:35 PM
25 EUN 8:05 PM	26	27	28 GWT 7:05 PM	29	30 REA 7:35 PM	31 ELN 7:35 PM

MARCH 2015

SUN	MON	TUES	WED	THU	FRI	SAT
1	2	3	4	5	6 EUN 8:15 PM	7 WHL 7:35 PM
8 HNL 8:05 PM	9	10	11	12	13 EUN 7:35 PM	14 TOL 7:15 PM
15	16	17 HNL 7:05 PM	18 FW 7:05 PM	19	20 SC 7:05 PM	21 GRN 7:05 PM
22	23	24	25	26	27 REA 7:35 PM	28 SC 7:35 PM
29	30	31				

ECHL TEAM KEY

CIN	Cincinnati Cyclones	KAL	Kalamazoo Wings
ELM	Elmira Jackals	ORL	Orlando Solar Bears
EUN	Evansville Icemen	REA	Reading Royals
FLA	Florida Everblades	SC	South Carolina Stingrays
FTW	Fort Wayne Komets	TOL	Toledo Walleye
GRN	Greenville Road Warriors	WHE	Wheeling Nailers
GWN	Gwinnett Gladiators		

HOME GAME

AWAY GAME



CHICAGO BLACKHAWKS

NHL

2013-14 NHL STANDINGS

2013-14 NHL REGULAR-SEASON STANDINGS

ATLANTIC DIVISION

	GP	W	L	OT	GF	GA	PTS
BOSTON	82	54	19	9	261	177	117
TAMPA BAY	82	46	27	9	240	215	101
MONTREAL	82	46	28	8	215	204	100
DETROIT *	82	39	28	15	222	230	93
OTTAWA	82	37	31	14	236	265	88
TORONTO	82	38	36	8	231	256	84
FLORIDA	82	29	45	8	196	268	66
BUFFALO	82	21	51	10	157	248	52

CENTRAL DIVISION

	GP	W	L	OT	GF	GA	PTS
COLORADO	82	52	22	8	250	220	112
ST. LOUIS	82	52	23	7	248	191	111
CHICAGO	82	46	21	15	267	220	107
MINNESOTA *	82	43	27	12	207	206	98
DALLAS *	82	40	31	11	235	228	91
NASHVILLE	82	38	32	12	216	242	88
WINNIPEG	82	37	35	10	227	237	84

METROPOLITAN DIVISION

	GP	W	L	OT	GF	GA	PTS
PITTSBURGH	82	51	24	7	249	207	109
NY RANGERS	82	45	31	6	218	193	96
PHILADELPHIA	82	42	30	10	236	235	94
COLUMBUS *	82	43	32	7	231	216	93
WASHINGTON	82	38	30	14	235	240	90
NEW JERSEY	82	35	29	18	197	208	88
CAROLINA	82	36	35	11	207	230	83
NY ISLANDERS	82	34	37	11	225	267	79

PACIFIC DIVISION

	GP	W	L	OT	GF	GA	PTS
ANAHEIM	82	54	20	8	266	209	116
SAN JOSE	82	51	22	9	249	200	111
LOS ANGELES	82	46	28	8	207	174	100
PHOENIX	82	37	30	15	216	231	89
VANCOUVER	82	36	35	11	196	223	83
CALGARY	82	35	40	7	209	241	77
EDMONTON	82	29	44	9	203	270	67

Bold indicates teams that made the 2014 playoffs.

* wild card team

2013-14 NHL REGULAR-SEASON SCORING LEADERS

PLAYER	TEAM	GP	G	A	PTS	+/-	PIM	PP	SH	GW	S	S%	TOI/G
Sidney Crosby	PIT	80	36	68	104	18	46	11	0	5	259	13.9	21:58
Ryan Getzlaf	ANA	77	31	56	87	28	31	5	0	7	204	15.2	21:17
Claude Giroux	PHI	82	28	58	86	7	46	7	0	7	223	12.6	20:26
Tyler Seguin	DAL	80	37	47	84	16	18	11	0	8	294	12.6	19:20
Corey Perry	ANA	81	43	39	82	32	65	8	0	9	280	15.4	19:28
Phil Kessel	TOR	82	37	43	80	-5	27	8	0	6	305	12.1	20:39
Taylor Hall	EDM	75	27	53	80	-15	44	7	0	1	250	10.8	20:00
Alex Ovechkin	WSH	78	51	28	79	-35	48	24	0	10	386	13.2	20:32
Joe Pavelski	SJS	82	41	38	79	23	32	16	1	3	225	18.2	19:51
Jamie Benn	DAL	81	34	45	79	21	64	5	1	3	279	12.2	19:09
Nicklas Backstrom	WSH	82	18	61	79	-20	54	6	1	1	196	9.2	19:48
PATRICK SHARP	CHI	82	34	44	78	13	40	10	0	3	313	10.9	18:53
Joe Thornton	SJS	82	11	65	76	20	32	2	0	3	122	9.0	18:55
Erik Karlsson	OTT	82	20	54	74	-15	36	5	0	1	257	7.8	17:04
Evgeni Malkin	PIT	60	23	49	72	10	62	7	0	3	191	12.0	20:03
Patrick Marleau	SJS	82	33	37	70	0	18	11	2	4	285	11.6	20:31
Anze Kopitar	LAK	82	29	41	70	34	24	10	0	9	200	14.5	20:53
Matt Duchene	COL	71	23	47	70	8	19	5	0	6	217	10.6	18:29
Martin St. Louis	TBL, NYR	81	30	39	69	13	10	9	1	5	204	14.7	20:56
PATRICK KANE	CHI	69	29	40	69	7	22	10	0	6	227	12.8	19:36
Blake Wheeler	WPG	82	28	41	69	4	63	8	0	4	225	12.4	18:41
Kyle Okposo	NYI	71	27	42	69	-9	51	5	0	4	195	13.8	20:26
David Krejci	BOS	80	19	50	69	39	28	3	0	6	169	11.2	19:07
Chris Kunitz	PIT	78	35	33	68	25	66	13	0	8	218	16.1	19:09
JONATHAN TOEWS	CHI	76	28	40	68	26	34	5	3	5	193	14.5	20:28
Thomas Vanek	BUF, NYI, MTL	78	27	41	68	7	46	8	0	4	248	10.9	19:21
Jaromir Jagr	NJD	82	24	43	67	16	46	5	0	6	231	10.4	19:09
John Tavares	NYI	59	24	42	66	-6	40	8	0	4	188	12.8	21:14
Jason Spezza	OTT	75	23	43	66	-26	46	9	0	5	223	10.3	18:12

HART MEMORIAL TROPHY

(Most Valuable Player)

Winner: Sidney Crosby, Pittsburgh Penguins
Finalists: Ryan Getzlaf, Anaheim Ducks
Claude Giroux, Philadelphia Flyers

ART ROSS TROPHY

(Scoring Leader)

Winner: Sidney Crosby, Pittsburgh Penguins

MAURICE "ROCKET" RICHARD TROPHY

(Leading Goalscorer)

Winner: Alex Ovechkin, Washington Capitals

CALDER MEMORIAL TROPHY

(Outstanding Rookie)

Winner: Nathan MacKinnon, Colorado Avalanche
Finalists: Ondrej Palat, Tampa Bay Lightning
Tyler Johnson, Tampa Bay Lightning

JAMES NORRIS MEMORIAL TROPHY

(Outstanding Defenseman)

Winner: **DUNCAN KEITH, CHICAGO BLACKHAWKS**
Finalists: Zdeno Chara, Boston Bruins
Shea Weber, Nashville Predators

VEZINA TROPHY

(Outstanding Goaltender)

Winner: Tuukka Rask, Boston Bruins
Finalists: Semyon Varlamov, Colorado Avalanche
Ben Bishop, Tampa Bay Lightning

LADY BYNG MEMORIAL TROPHY

(Sportsmanship and Gentlemanly Conduct)

Winner: Ryan O'Reilly, Colorado Avalanche
Finalists: Martin St. Louis, New York Rangers
Patrick Marleau, San Jose Sharks

FRANK J. SELKE TROPHY

(Outstanding Defensive Forward)

Winner: Patrice Bergeron, Boston Bruins
Finalists: Anze Kopitar, Los Angeles Kings
JONATHAN TOWES, CHICAGO BLACKHAWKS

CONN SMYTHE TROPHY

(Playoff Most Valuable Player)

Winner: Justin Williams, Los Angeles Kings

JACK ADAMS AWARD

(Outstanding Coach)

Winner: Patrick Roy, Colorado Avalanche
Finalists: Mike Babcock, Detroit Red Wings
Jon Cooper, Tampa Bay Lightning

GENERAL MANAGER OF THE YEAR AWARD

Winner: Bob Murray, Anaheim Ducks
Finalists: Marc Bergevin, Montreal Canadiens
Dean Lombardi, Los Angeles Kings

TED LINDSAY AWARD

(Most Outstanding Player as voted on by fellow NHLPA members)

Winner: Sidney Crosby, Pittsburgh Penguins
Finalists: Ryan Getzlaf, Anaheim Ducks
Claude Giroux, Philadelphia Flyers

BILL MASTERTON MEMORIAL TROPHY

(Perseverance, Sportsmanship and Dedication to Hockey)

Winner: Dominic Moore, New York Rangers
Finalists: Manny Malhotra, Carolina Hurricanes
Jaromir Jagr, New Jersey Devils

KING CLANCY MEMORIAL TROPHY

(Humanitarian Contribution to Hockey)

Winner: Andrew Ference, Edmonton Oilers

BRIDGESTONE MESSIER LEADERSHIP AWARD

Winner: Dustin Brown, Los Angeles Kings
Finalists: Ryan Getzlaf, Anaheim Ducks
JONATHAN TOWES, CHICAGO BLACKHAWKS

NHL FOUNDATION PLAYER AWARD

(Community Service through Commitment to Hockey)

Winner: Patrice Bergeron, Boston Bruins
Finalists: Brent Burns, San Jose Sharks
DUNCAN KEITH, CHICAGO BLACKHAWKS

WILLIAM M. JENNINGS TROPHY

(Goaltender(s), minimum 25 starts, for team with fewest goals against)

Winners: Jonathan Quick, Los Angeles Kings

LEADERSHIP

PLAYERS

2013-14

OPPONENTS

TRADITION

RECORDS

PLAYOFFS

HISTORY

MINORS

NHL

MEDIA

CRITICAL DATES

SEPTEMBER

11	Rookie camps open
18	Training camps open
21	Preseason schedule begins
24	Kraft Hockeyville: Arizona at Calgary (Sylvan Lake, Alberta)
25	CCM/USA Hockey All-American Prospects Game (Buffalo, N.Y.)
30	NHL Board of Governors Meeting (New York City)

OCTOBER

7	Opening day playing rosters set (5 p.m. ET)
8	Opening night—regular season begins
8	2014 Molson Canadian NHL Face-Off (Toronto)
8	Stanley Cup Banner raised: San Jose at Los Angeles
11	NHL Game Night (all teams in action)
20-Nov. 17	Hockey Fights Cancer Awareness Month begins

NOVEMBER

14	Hockey Hall of Fame Game: Pittsburgh at Toronto
17	Hockey Hall of Fame Induction Ceremony (Toronto)
	Inductees: Rob Blake, Peter Forsberg, Dominik Hasek,
	Mike Modano (Player category); Pat Burns (Builder category);
	Bill McCreary (Referee/Linesman category);
	Media honorees: Kevin Allen, Pat Foley
	General Managers' Meeting (Toronto)
18	NHL Founders Day (1917)
26	NHL Founders Day (1917)
28	2014 Discover NHL Thanksgiving Showdown: NY Rangers at Philadelphia

DECEMBER

1	Signing deadline for Group 2 free agents (5 p.m. ET)
4	U.S. Hockey Hall of Fame induction and
	Celebration of Lester Patrick (St. Paul, Minn.)
	Inductees: Karyn Bye Dietz, Brian Rafalski, Jeff Sauer, Lou Vairo
8-9	NHL Board of Governors Meeting (Boca Raton, Fla.)
19-27	Holiday roster freeze in effect
23	Busiest day of NHL season—14 games scheduled
24-26	No scheduled practices—dressing rooms closed
26-Jan. 5	IIHF World Junior Championship (Montreal and Toronto)

JANUARY

1	2015 Bridgestone NHL Winter Classic (Chicago at Washington)
	Nationals Park, Washington, D.C.
13	USHL/NHL Top Prospects Game (Dubuque, Iowa)
21	CCM/ECHL All-Star Classic (Orlando, Fla.)
22	CHL/NHL Top Prospects Game (St. Catharines, Ontario)
22-26	NHL All-Star break—no games played
22-25	No scheduled practices—dressing rooms closed
24	NHL All-Star Skills Competition (Nationwide Arena, Columbus)
25	60th NHL All-Star Game (Nationwide Arena, Columbus)
27	NHL regular season resumes

FEBRUARY

1	Hockey is for Everyone Month begins
14	Scotiabank Hockey Day in Canada—Host: Halifax, Nova Scotia
21	2015 Coors Light NHL Stadium Series: Los Angeles at San Jose
	Levi's Stadium, Santa Clara, Calif.
20-22	8th Annual Hockey Weekend Across America presented by CCM

MARCH

2	Trade deadline (3 p.m. ET)
---	----------------------------

APRIL

9-11	NCAA Frozen Four (TD Garden, Boston)
11	Last day of 2014-15 regular season (all teams in action)
15	Stanley Cup Playoffs begin
16-26	IIHF U18 World Championship (Zug and Lucerne, Switzerland)

MAY

1-17	IIHF World Championship (Prague and Ostrava, Czech Republic)
21-31	2015 CHL Memorial Cup (Quebec City, Quebec)
31-June 6	NHL Combine (Buffalo, N.Y.)

JUNE

20	Last possible day for 2015 Stanley Cup Final
TBA	Deadline for first club-elected salary arbitration
	(later of June 15 or 48 hours after Stanley Cup Final concludes, 5 p.m. ET)
26-27	2015 NHL Draft (BB&T Center, Sunrise, Fla.)

JULY

1	Free agency period begins (12 p.m. ET)
5	Deadline for player-elected salary arbitration notification (5 p.m. ET)
6	Deadline for club-elected salary arbitration notification (5 p.m. ET)
20-Aug. 4	Salary arbitration hearings held

AUGUST

6	Deadline for salary arbitration decisions to be rendered
---	--

LEADERSHIP

PLAYERS

2013-14

OPPONENTS

TRADITION

RECORDS

PLAYOFFS

HISTORY

MINORS

NHL

MEDIA

REFEREES

NAME
*BURCHELL, Darcy
CHARRON, Francis
*CHMIELEWSKI, Tom
DEVORSKI, Paul
DWYER, Gord
FURLATT, Eric
*HANSON, Trevor
HASENFRAZ, Mike
HEBERT, Ghislain
HEBERT, Jean
JACKSON, Dave
JOANNETTE, Marc
KIMMERLY, Greg
KOWAL, Tom
KOZARI, Steve
L'ECUYER, Frederick
LARUE, Dennis
LEE, Chris
LEGGO, Mike
*LEMEJIN, Mark
*LEWIS, Dave
*LUXMORE, Thomas John
MARTELL, Rob
MCCAULEY, Wes
*MCISAAC, Jon
MEIER, Brad
MORTON, Dean
NICHOLSON, Kendrick
O'HALLORAN, Dan
O'ROURKE, Dan
PEEL, Tim
POCHMARA, Brian
POLLOCK, Kevin
RANK, Garrett
REHMAN, Kyle
ROONEY, Chris
SKILLITER, Graham
ST. PIERRE, Justin
ST-LAURENT, Francois
SUTHERLAND, Kelly
WALSH, Ian
WATSON, Brad

* Minor-league official

LINESMEN

SWEATER NO.	NAME	SWEATER NO.
42	AMELL, Derek	75
6	BARTON, Steve	59
43	BRISEBOIS, David	96
10	CAMERON, Lonnie	74
19	CHERREY, Scott	50
27	CORMIER, Michel	76
47	CVIK, Mike	88
2	DEVORSKI, Greg	54
22	DRISCOLL, Scott	68
15	GALLOWAY, Ryan	82
8	GIBBS, Darren	66
25	*GRANDT, John	98
18	HENDERSON, Don	91
32	HEYER, Shane	55
40	KOVACHIK, Brad	71
17	*KNORR, Trent	63
14	LAZAROWICH, Brad	86
28	MACH, Brian	78
3	MACPHERSON, Matt	83
41	MCELMAN, Andy	90
46	MILLER, Steve	89
49	MORIN, Jean	97
26	MURCHISON, Kiel	79
4	MURPHY, Brian	93
45	MURRAY, Jonny	95
34	NANSEN, Derek	70
36	NELSON, Thor	80
44	NOWAK, Tim	77
13	PANCICH, Bryan	94
9	RACICOT, Pierre	65
20	RODDY, Vaughan	73
16	SERICOLLO, Anthony	84
33	SHARRERS, Jay	57
48	SHEWCHYK, Mark	92
37	WHEELER, Mark	56
5		
24		
12		
38		
11		
29		
23		

LEADERSHIP
PLAYERS
2013-14
OPPONENTS
TRADITION
RECORDS
PLAYOFFS
HISTORY
MINORS
NHL
MEDIA



NATIONAL HOCKEY LEAGUE

NEW YORK

1185 Avenue of the Americas
New York, NY 10036
Phone: 212-789-2000

MONTREAL

1800 McGill College Ave., Suite 2600
Montreal, Quebec H3A 3J6
Phone: 514-841-9220

TORONTO

50 Bay St., 11th Floor
Toronto, Ontario M5J 2X8
Phone: 416-359-7900

EXECUTIVE

COMMISSIONER
DEPUTY COMMISSIONER
CHIEF OPERATING OFFICER
SENIOR EXECUTIVE VICE PRESIDENT, HOCKEY OPERATIONS

GARY B. BETTMAN
WILLIAM DALY
JOHN COLLINS
COLIN CAMPBELL

HOCKEY OPERATIONS

SENIOR VICE PRESIDENT, HOCKEY OPS
SENIOR VICE PRESIDENT, HOCKEY OPS

MIKE MURPHY
KIRK KING

COMMUNICATIONS (@PR_NHL)

EXECUTIVE VICE PRESIDENT, COMMUNICATIONS
GROUP VICE PRESIDENT, COMMUNICATIONS
GROUP VICE PRESIDENT, COMMUNICATIONS
GROUP VICE PRESIDENT, EVENT COMMUNICATIONS & PLAYER DEVELOPMENT
STATISTICIAN & INFORMATION OFFICER
SENIOR DIRECTOR, NEWS SERVICES
DIRECTOR, COMMUNICATIONS (CORPORATE COMM. & ENTERTAINMENT PUBLICITY)
DIRECTOR, COMMUNICATIONS
DIRECTOR, COMMUNICATIONS (HOCKEY OPERATIONS & OFFICIATING REQUESTS)
DIRECTOR, EVENT COMMUNICATIONS & PLAYER DEVELOPMENT
SENIOR MANAGER, COMMUNICATIONS
MANAGER, COMMUNICATIONS (SOCIAL MEDIA, CENTRAL SCOUTING & SITUATION ROOM)
MANAGER, COMMUNICATIONS (IN-GAME COMMUNICATIONS)
MANAGER, COMMUNICATIONS (CORPORATE COMMUNICATIONS)
COORDINATOR, COMMUNICATIONS
COORDINATOR, EVENT COMMUNICATIONS & PLAYER DEVELOPMENT
ASSISTANT, EVENT COMMUNICATIONS & PLAYER DEVELOPMENT

GARY MEAGHER
FRANK BROWN
JOHN DELLAPINA
JAMEY HORAN
BENNY ERCOLANI
GREG INGLIS
NIRVA MILORD
JENNIFER MOAD
JULIE YOUNG
SCHUYLER BAEHMAN
DAVID KEON
TREVOR BJERGSO
BRENDON CROSSMAN
JASMINE GHAFOR
JOSH BERNSTEIN
NICOLE BUCKLEY
LAUREN WOLMAN



COMMISSIONER
GARY B. BETTMAN



DEPUTY COMMISSIONER
WILLIAM DALY

ANAHEIM DUCKS

Honda Center (17,74)
2695 E. Katella Ave.
Anaheim, CA 92806
Phone: 714-940-2900
Fax: 714-940-2953
Executive Vice President/General Manager: Bob Murray
Head Coach: Bruce Boudreau
Director, Media and Communications: Alex Gilchrist

ducks.nhl.com



CAROLINA HURRICANES

PNC Arena (18,680)
1400 Edwards Mill Road
Raleigh, NC 27607
Phone: 919-467-7825
Fax: 919-462-7030
Executive Vice President/General Manager: Ron Francis
Head Coach: Bill Peters
Director, Media Relations/Broadcasting: Kyle Hanlin

hurricanes.nhl.com



ARIZONA COYOTES

Gila River Arena (17,25)
9400 W. Maryland Ave.
Glendale, AZ 85305
Phone: 623-772-5200
Fax: 623-872-2000
Executive VP/General Manager: Don Maloney
Head Coach: Dave Tippett
Vice President, Communications: Rich Nairn

coyotes.nhl.com



CHICAGO BLACKHAWKS

United Center (19,717)
1901 W. Madison St.
Chicago, IL 60612
Phone: 312-455-7000
Fax: 312-455-7041
Vice President/General Manager: Stan Bowman
Head Coach: Joel Quenneville
Sr. Director, Communications and Community Relations: Brandon Faber

blackhawks.nhl.com



BOSTON BRUINS

TD Garden (17,565)
100 Legends Way
Boston, MA 02114
Phone: 617-624-1900
Fax: 617-523-7184
General Manager: Peter Chiarelli
Head Coach: Claude Julien
Vice President, Communications and Content: Matthew Chmura

bruins.nhl.com



COLORADO AVALANCHE

Pepsi Center (18,007)
1000 Chopper Circle
Denver, CO 80204
Phone: 303-405-1100
Fax: 303-893-0614
Executive VP, Hockey Operations/GM: Joe Sakic
Head Coach/VP, Hockey Operations: Patrick Roy
Executive Director, Media Services: Brendan McNicholas

avalanche.nhl.com



BUFFALO SABRES

First Niagara Center (19,070)
1 Seymour H. Knox III Plaza
Buffalo, NY 14203
Phone: 716-855-4100
Fax: 716-855-4122
General Manager: Tim Murray
Head Coach: Ted Nolan
Director, Media Relations: Chris Bandura

sabres.nhl.com



COLUMBUS BLUE JACKETS

Nationwide Arena (18,144)
200 W. Nationwide Blvd.
Columbus, OH 43215
Phone: 614-246-4625
Fax: 614-246-4007
General Manager: Jarmo Kekalainen
Head Coach: Todd Richards
Vice President, Communications/Team Services: Todd Sharrock

bluejackets.nhl.com



CALGARY FLAMES

Scotiabank Saddledome (19,289)
P.O. Box 1540, Station M
Calgary, AB T2P 3B9
Phone: 403-777-2177
Fax: 403-777-2171
General Manager: Brad Treliving
Head Coach: Bob Hartley
Director, Communications and Media Relations: Sean Kelso

flames.nhl.com



DALLAS STARS

American Airlines Center (18,532)
2601 Avenue of the Stars
Frisco, TX 75034
Phone: 214-387-5500
Fax: 214-387-5564
General Manager: Jim Nill
Head Coach: Lindy Ruff
Vice President, Communications: Tom Holy

stars.nhl.com



LEADERSHIP

PLAYERS

2013-14

OPPONENTS

TRADITION

RECORDS

PLAYOFFS

HISTORY

MINORS

NHL

MEDIA

DETROIT RED WINGS

Joe Louis Arena (20,027)
19 Steve Yzerman Drive
Detroit, MI 48226
Phone: 313-394-7000
Fax: 313-567-0296
Executive VP/General Manager: Ken Holland
Head Coach: Mike Babcock
Director, Communications: Todd Beam

redwings.nhl.com


EDMONTON OILERS

ReXall Place (16,839)
11230 110 St.
Edmonton, AB T5G 3H7
Phone: 780-414-4000
Fax: 780-409-5848
General Manager: Craig MacIavish
Head Coach: Dallas Eakins
Director, Communications/Media Relations: J. J. Hebert

oilers.nhl.com


FLORIDA PANTHERS

BB&T Center (17,040)
1 Panthers Parkway
Sunrise, FL 33323
Phone: 954-835-7000
Fax: 954-835-7700
Executive VP/General Manager, Hockey Operations: Dale Tallon
Head Coach: Gerard Gallant
Director, Communications: Justin Copertino

panthers.nhl.com


LOS ANGELES KINGS

Staples Center (18,118)
555 N. Nash St.
El Segundo, CA 90245
Phone: 310-535-4500
President/General Manager: Dean Lombardi
Head Coach: Darryl Sutter
Senior Director, Communications/Content: Jeff Moeller

kings.nhl.com


MINNESOTA WILD

Xcel Energy Center (17,954)
317 Washington St.
St. Paul, MN 55102
Phone: 651-602-6000
Fax: 651-293-9574
General Manager: Chuck Fletcher
Head Coach: Mike Yeo
Director, Media Relations: Aaron Sickman

wild.nhl.com


MONTREAL CANADIENS

Bell Centre (21,273)
1909 avenue des Canadiens-de-Montréal
Montréal, QC H3B 5E8
Phone: 514-932-2582
Fax: 514-932-8285
Executive VP/General Manager: Marc Bergevin
Head Coach: Michel Therrien
Director, Media Relations: Dominick Saillant

canadiens.nhl.com


NASHVILLE PREDATORS

Bridgestone Arena (17,113)
501 Broadway
Nashville, TN 37203
Phone: 615-770-2300
Fax: 615-770-2309
President, Hockey Operations/General Manager: David Poile
Head Coach: Peter Laviolette
Senior Vice President, Communications/Public Relations: Gerry Helper

predators.nhl.com


NEW JERSEY DEVILS

Prudential Center (17,625)
25 Lafayette St.
Newark, NJ 07102
Phone: 973-757-6100
Fax: 973-757-6399
President/General Manager: Lou Lamoriello
Head Coach: Pete DeBoer
Director, Communications: Pete Albiert

devils.nhl.com


NEW YORK ISLANDERS

Nassau Veterans Memorial Coliseum (16,170)
1255 Hempstead Turnpike
Uniondale, NY 11553
Phone: 516-501-6700
Fax: 516-501-6746
General Manager: Garth Snow
Head Coach: Jack Capuano
Director, Communications: Kimber Auerbach

islanders.nhl.com


NEW YORK RANGERS

Madison Square Garden (18,006)
2 Pennsylvania Plaza
New York, NY 10121
Phone: 212-465-6000
Fax: 212-465-6494
President/General Manager: Glen Sather
Head Coach: Alain Vigneault
Senior VP, Public Relations/Player Recruitment: John Rosasco

rangers.nhl.com


OTTAWA SENATORS

Canadian Tire Centre (19,153)
1000 Palladium Drive
Ottawa, ON K2V 1A5
Phone: 613-599-0100
Fax: 613-599-5562
Executive VP/General Manager: Bryan Murray
Head Coach: Paul MacLean
Senior Director, Communications: Brian Morris

senators.nhl.com



TAMPA BAY LIGHTNING

Amalie Arena (19,204)
401 Channelside Drive
Tampa, FL 33602
Phone: 813-301-6500
Fax: 813-301-1480
Vice President/General Manager: Steve Yzerman
Head Coach: Jon Cooper
Director, Media Relations: Brian Breseman

lightning.nhl.com



PHILADELPHIA FLYERS

Wells Fargo Center (19,541)
3601 S. Broad St.
Philadelphia, PA 19148
Phone: 215-465-4500
Fax: 215-218-7837
General Manager: Ron Hextall
Head Coach: Craig Berube
Senior Director, Communications: Zack Hill

flyers.nhl.com



TORONTO MAPLE LEAFS

Air Canada Centre (18,819)
50 Bay St., Suite 500
Toronto, ON M5J 2L2
Phone: 416-815-5700
Fax: 416-359-9351
Senior Vice President/General Manager: Dave Norris
Head Coach: Randy Carlyle
Director, Media Relations: Steve Keogh

mapleleafs.nhl.com



PITTSBURGH PENGUINS

CONSOL Energy Center (18,387)
1001 Fifth Ave.
Pittsburgh, PA 15219
Phone: 412-642-1300
Fax: 412-255-1988
Executive VP/General Manager: Jim Rutherford
Head Coach: Mike Johnston
Senior Director, Communications: Jennifer Bullano

penguins.nhl.com



VANCOUVER CANUCKS

Rogers Arena (18,910)
800 Griffiths Way
Vancouver, BC V6B 6G1
Phone: 604-899-4600
Fax: 604-899-4640
General Manager: Jim Benning
Head Coach: Willie Desjardins
Director, Media Relations/Team Operations: Ben Brown

canucks.nhl.com



SAN JOSE SHARKS

SAP Center at San Jose (17,562)
525 W. Santa Clara St.
San Jose, CA 95113
Phone: 408-287-7070
Fax: 408-999-5797
General Manager: Doug Wilson
Head Coach: Todd McLellan
Director, Media Relations: Scott Emmert

sharks.nhl.com



WASHINGTON CAPITALS

Verizon Center (18,506)
627 N. Glebe Road, Suite 850
Arlington, VA 22203
PH: 202-266-2200
Fax: 202-266-2360
Senior Vice President/General Manager: Brian MacLellan
Head Coach: Barry Trotz
Senior Director, Communications: Sergey Kocharov

capitals.nhl.com



ST. LOUIS BLUES

Scottrade Center (19,150)
1401 Clark Ave.
St. Louis, MO 63103
Phone: 314-622-2500
Fax: 314-622-2533
President, Hockey Ops/General Manager: Doug Armstrong
Head Coach: Ken Hitchcock
Senior Director, Media Relations/Team Services: Rich Jankowski

blues.nhl.com



WINNIPEG JETS

MTS Centre (15,004)
345 Graham Ave.
Winnipeg, MB R3C 5S6
Phone: 204-987-7825
Fax: 204-926-5555
Executive VP/General Manager: Kevin Cheveldayoff
Head Coach: Paul Maurice
Senior Director, Corporate Communications: Scott Brown

jets.nhl.com



LEADERSHIP

PLAYERS

2013-14

OPPONENTS

TRADITION

RECORDS

PLAYOFFS

HISTORY

MINORS

NHL

MEDIA

LEAGUE ALIGNMENT/PLAYOFF FORMAT

LEAGUE ALIGNMENT

The NHL adopted a new divisional alignment and scheduling matrix in 2013-14 that ensures all 30 teams play in all 30 arenas at least once each season. In creating more geographically appropriate groupings, the NHL now has two seven-team divisions in the Western Conference and two eight-team divisions in the Eastern Conference. Here is the current club alignment:

WESTERN CONFERENCE

CENTRAL

CHICAGO
COLORADO
DALLAS
MINNESOTA
NASHVILLE
ST. LOUIS
WINNIPEG

PACIFIC

ANAHEIM
ARIZONA
CALGARY
EDMONTON
LOS ANGELES
SAN JOSE
VANCOUVER

EASTERN CONFERENCE

ATLANTIC

BOSTON
BUFFALO
DETROIT
FLORIDA
MONTREAL
OTTAWA
TAMPA BAY
TORONTO

METROPOLITAN

CAROLINA
COLUMBUS
NEW JERSEY
NY ISLANDERS
NY RANGERS
PHILADELPHIA
PITTSBURGH
WASHINGTON



REGULAR-SEASON SCHEDULING

The league's 30 member clubs will each play a total of 82 games, 41 at home and 41 on the road. The NHL has a two conference, four-division setup. The schedule is broken down as follows:

In the Western Conference, each team will play 29 games within their division (five games vs. five teams and four games vs. one team), 21 non-division games within the conference (three games vs. seven teams) and 32 non-conference games (two games, home and away, vs. 16 teams).

In the Eastern Conference, each team will play 30 games within their division (five games vs. two teams and four games vs. five teams), 24 non-division games within the conference (three games vs. eight teams) and 28 non-conference games (two games, home and away, vs. 14 teams).

STANLEY CUP PLAYOFFS FORMAT

Sixteen (16) of the 30 teams will qualify for the Stanley Cup Playoffs. Playoff qualification will be primarily division-based, with the top three finishers in each Division qualifying for the first 12 spots in the Stanley Cup Playoffs.

The two additional playoff spots in each Conference, designated as "Wild Cards," will be awarded to the next two highest-placed finishers in each conference, ranked on the basis of regular-season points and regardless of their division.

"Seeding" of the Wild Card teams within each divisional playoff will be determined on the basis of regular-season points. The first-place finisher with the highest number of regular-season points in the conference will be matched against the Wild Card team with the lowest number of regular-season points, and the first-place finisher with the second-highest number of regular-season points in the conference will be matched against the Wild Card team with the second-lowest number of regular-season points.

The Stanley Cup Playoffs will proceed as follows:

- #1 vs. #4 and #2 vs. #3: winners play each other for a berth in the Second Round/Conference Championship
- Conference Finals: Two advancing teams in the West and two advancing teams in the East meet in the Conference Final
- Eastern and Western Conference Champions will meet in the Stanley Cup Final

The NHL will play under this new alignment and playoff system for a minimum of three seasons, through the 2015-16 campaign.



CHICAGO BLACKHAWKS

MEDIA

MEDIA INFORMATION

Thank you for your coverage of the Chicago Blackhawks and the National Hockey League. Below are some media guidelines for the 2014-15 season. If at any time you have any questions, or if we can do anything to ease your coverage, please do not hesitate to contact a member of the Blackhawks media relations staff.

BRANDON FABER

Sr. Dir., Communications and Community Relations
312-455-7060
bfaber@chicagoblackhawks.com

ADAM ROGOWIN

Senior Director, Public Relations
312-455-7025
arogowin@chicagoblackhawks.com

MEGHAN BOWER

Assistant, Public Relations
312-455-7024
mbower@chicagoblackhawks.com

LEADERSHIP

PLAYERS

2013-14

OPPONENTS

TRADITION

RECORDS

PLAYERS

HISTORY

MINORS

NHL

MEDIA

BLACKHAWKS MEDIA WEBSITE

The Chicago Blackhawks Media Relations Department has created a media-specific website to deliver up-to-the-minute news and information about the organization and the NHL for local and national media and broadcasters.

The site contains game notes, statistics, press releases, daily news clips, practice information, postgame notes and audio, the 2014-15 Blackhawks Media Guide and downloadable high-resolution headshot images. For access, contact the Blackhawks Media Relations Department.

CREDENTIALS

The only credentials that will be honored by the United Center and the Chicago Blackhawks are those issued by the NHL or the Blackhawks themselves.

All credential requests must be made via email to the Blackhawks Media Relations Department by an accredited news outlet's sports director or editor no later than the end of the last business day before the game or practice desired (or by 5:00 p.m. on Friday for a weekend or Monday game). Non-North American media outlets are required to request media credentials through the National Hockey League.

Each credential will admit its bearer access to the United Center, the press workroom, both team locker rooms (per NHL guidelines) and the press box. All single-game media credentials can be picked up beginning four hours prior to game time at Gate 3 1/2 at the northeast corner of the United Center after providing government or media outlet identification.

Credentials are valid only for the game(s) printed on the pass and must be visibly worn at all times while inside the United Center to ensure proper access to designated areas. All credentials are non-transferable and any unauthorized use will result in immediate ejection from the United Center and the forfeiture of the credential and future credential privileges.

DAY-OF-GAME INTERVIEWS

Normal media availability takes place after completion of the morning skate, which typically begins at 10:30 a.m. (for a 7 p.m. start). This is the best time to interview players on a game day. Television networks, including rightsolders, requesting pregame interviews with a player must request access through the Media Relations Department by the conclusion of that day's morning skate.

DRESSING ROOMS

The Chicago Blackhawks dressing room is located on the service level (north side) in the talent corridor. The visiting NHL locker room is adjacent to the Blackhawks locker room. Per NHL media regulations, media members are prohibited from using cell phones in the dressing room to place a call or take photographs. No still photography of any kind is allowed in the Blackhawks dressing room.

The talent corridor will close 30 minutes prior to puck drop and re-open at the conclusion of the game.

The Blackhawks dressing room will be opened to members of the media by a representative of the Media Relations Department no later than 5 minutes after the conclusion of the game. Access to the visitor's dressing room will be controlled by a visiting team representative. Access to the officials' dressing room is prohibited to members of the media.

MEDIA ENTRANCE

For all Blackhawks games at the United Center, media must enter through the Gate 3 1/2 media entrance, located at the northeast corner of the facility off Madison Street. Gate 3 1/2 opens four hours prior to the scheduled puck drop of the game in question. For regular-season practices and morning skate sessions conducted at the United Center, media may enter through the Gate 4 administrative entrance located behind the Michael Jordan statue on the east side of the facility.

Broadcast personnel arriving prior to four hours before puck drop on the day of a game must enter the United Center through Gate 8 at the southwest corner of the facility.

NHL MEDIA WEBSITE

The NHL's password-protected website for members of the media includes statistics, press releases, game notes, credential applications for league events and PDF files of every team's media guide as well as league publications. To access the site and request login information, visit media.nhl.com.

NHL ONLINE TRANSMISSION POLICY

Per the National Hockey League, the following conditions shall apply without exception to all media organizations and other entities and individuals that have been granted working media credentials or photo credentials to cover NHL games and are engaged in online activities.

(1) Information concerning NHL games while they are in progress may be transmitted online only for news and editorial purposes and not for any commercial purpose without the express written permission of the NHL.

NHL ONLINE TRANSMISSION POLICY (CONT.)

(2) Online reports concerning NHL games while they are in progress ("Online Game Reports") may not consist of play-by-play accounts or descriptions of games. Online Game Reports shall be limited to reasonable periodic updates. The NHL will not object to Online Game Reports that are limited in frequency and detail (i.e. no more than three detailed status reports during each period) so as not to undercut authorized play-by-play accounts of games.

(3) Online Game Reports shall not use any audio, video or graphic simulations of game action. A reasonable number of photographs may be posted online for news and editorial purposes together with Online Game Reports. The NHL will not object to the posting of up to an aggregate total of 12 photographs of game action on a media website while a game is in progress.

(4) Any photograph of NHL game action posted on a media website or otherwise transmitted online may be used only for news and editorial coverage of the game and not for any commercial, advertising or promotional purpose.

(5) Motion pictures or video of NHL games may not be posted or transmitted online without the express written permission of the NHL. The NHL's policy is to discuss limited online uses of motion pictures or video on a case-by-case basis.

(6) Any and all copyrights, proprietary interests and other incidents of ownership in and to NHL games and accounts and descriptions of NHL games shall remain vested in the NHL, NHL Enterprises, L.P., or designated assignees or licensees.

PARKING

Complimentary media parking is available upon request through the Blackhawks Media Relations Department. All requests must be made via email no later than the end of the last business day before the game or practice desired (or by 5:00 p.m. on Friday for a weekend or Monday game). Media parking space is reserved in Lot E, accessible from Madison Street, between Wood Street and Paulina Street.

PHOTOGRAPHERS

Photo credentials are available on a game-by-game basis. All credential requests must be made via email to the Blackhawks Media Relations Department by the assigning editor no later than the end of the last business day before the game or practice desired (or by 5:00 p.m. on Friday for a weekend or Monday game).

All photographers must check in with team photographers Bill Smith and Chase Agnello-Dean upon arrival at the United Center for a shooting location and are permitted to shoot only from designated areas.

PRACTICES

Blackhawks practices take place at the United Center or at Johnny's IceHouse West (2550 W. Madison St.) and are open to accredited media members. Media wishing to cover practice sessions must contact the Blackhawks Media Relations Department to confirm all times and locations and to ensure access.

PRESS BOX

The press box is located on the seventh floor (south side, opposite the team benches) of the United Center and is equipped with electrical outlets, phone lines and wireless Internet service (Wi-Fi). Login information is posted throughout all media areas in the facility. The press box is reserved for game personnel and members of the working media only. Seating is limited and reserved at the discretion of the Blackhawks Media Relations Department. Please consult seating charts posted throughout the press box upon arrival for seat assignments.

PRESS LOUNGE/WORKROOM

The press workroom is located on the service level in the northwest corner of the United Center. Only working media with valid credentials will be permitted into the press workroom. The work area is equipped with photography rooms, electrical outlets, phone lines and wireless Internet service (Wi-Fi). Login information is posted throughout all media areas in the facility. Prior to each game, a meal is available to members of the media for a nominal fee in the press lounge. Postgame press conferences with the Blackhawks Head Coach are also conducted in this area.

SERVICES

A pregame meal will be available in the press lounge for a nominal fee. Prior to the game, members of the media will be provided with game notes and lineups, available in both the press workroom and the press box. In-game scoresheets will be distributed to all media in the press box between periods and in both the press box and the press lounge following the game. Additional materials can be found on the Blackhawks' media-specific website. Please contact a member of the Blackhawks Media Relations Department for login information.

TELEVISION COVERAGE

All television stations, with the exception of the broadcast rightsholders for the game in question, are expressly prohibited by the National Hockey League from shooting footage of any Blackhawks game that is being broadcast at the United Center by either the Chicago Blackhawks, the visiting team or network television, including a window 30 minutes before the scheduled puck drop.

TELEVISION AND RADIO LIVE SHOTS AND BETWEEN-PERIOD INTERVIEWS

All television and radio live shots and between-period interview requests must be made no later than the conclusion of that day's morning skate and are subject to the approval of the Blackhawks Media Relations Department.

WIRELESS INTERNET

Complimentary wireless Internet is available to members of the media throughout the United Center. Login information is available at the Gate 3 1/2 media entrance and is posted throughout all media areas in the facility. Media members in the United Center press box are encouraged to use hard-wired Internet connections, available at every seat, to ensure maximum connectivity and reliability.

AUTOGRAPHS/PERSONAL CAMERAS

As in accordance with NHL rules, autographs of any kind and personal cameras, including camera phones, are strictly prohibited at all times.

LEADERSHIP

PLAYERS

2013-14

OPPONENTS

TRADITION

RECORDS

PLAYOFFS

HISTORY

MINORS

NHL

MEDIA



BRANDON FABER

SENIOR DIRECTOR, COMMUNICATIONS AND COMMUNITY RELATIONS

Brandon Faber is in his seventh season with the Chicago Blackhawks and his third as Senior Director of Communications and Community Relations. He also serves on the Board of Directors for Chicago Blackhawks Charities.

In 2012, Faber was elevated to his current role as Senior Director, overseeing all communications and community relations efforts. He directs the organization's philanthropic efforts, including community initiatives, player charitable endeavors and donation requests.

Since joining the organization in 2008 as Director of Media Relations, Faber has served as the organization's primary contact for all media inquiries, including interview requests for front office staff, coaches and players; the dissemination of team information via press releases and game notes; and media credentialing for games, press conferences and special events. He is also the point person for television and radio broadcasts on flagship stations Comcast SportsNet Chicago, WGN-TV and WGN Radio, as well as all national telecasts. The Blackhawks Media Relations Department was awarded the 2010-11 Dick Dillman Award, given annually to the NHL team judged by members of the Professional Hockey Writers Association (PHWA) to be the best in media relations.

Prior to joining the Blackhawks, Faber spent six years (2002-08) as a member of the Chicago Bulls' public and media relations staff. He assisted with day-to-day media activities, including press releases, game notes, credentials, travel and team interviews. Faber graduated from Indiana University with a bachelor's degree in sports communications-broadcast. Faber was born in Fostoria, Ohio, and was raised in Auburn, Ind. He and his wife, Melissa, reside in Elmhurst, Ill., with their children, twins Riley and Jack.

LEADERSHIP

PLAYERS

2013-14

OPPONENTS

TRADITION

RECORDS

PLAYOFFS

HISTORY

MINORS

NHL

MEDIA



ADAM ROGOWIN

SENIOR DIRECTOR, PUBLIC RELATIONS

Adam Rogowin is in his seventh season with the Chicago Blackhawks and second as Senior Director of Public Relations after being promoted to the position on Aug. 27, 2013.

In his current role, Rogowin works in conjunction with the Media Relations Department to distribute and promote team announcements for all off-ice activities, including ticket sales, marketing, corporate sponsorships, youth hockey, community relations and special events. During the 2010-11 season, Rogowin and the Blackhawks Media Relations Department received the Dick Dillman Award, given annually to the team judged by the members of the Professional Hockey Writers Association (PHWA) to be the best in media relations.

Prior to joining the Blackhawks, Rogowin spent four seasons with the Chicago Wolves. From 2006-08, he served as the team's Director of Media Relations, which includes the 2008 Calder Cup championship season.

The Morton Grove, Ill., native played hockey at Connecticut College, where he notched 19 assists and 28 points in 55 career games before graduating with a double major in English and sociology. Rogowin is a member of the Chicago Executive Committee for the Israel Association of Baseball. Rogowin and his wife, Jen, have a son, Cameron.



MEGHAN BOWER

COORDINATOR, PUBLIC RELATIONS

Meghan Bower is in her fourth season with the Chicago Blackhawks and her first as Public Relations Coordinator.

Bower, 26, joined the Blackhawks after graduating from DePaul University, where she received a Master of Arts in Journalism and Bachelor of Arts in Communications-Journalism, with a minor in interactive media.

Prior to joining the Blackhawks, Bower worked with the Chicago Bears gameday staff and served as Assistant Sports Editor for The DePaulia, DePaul's award-winning school newspaper.

LEADERSHIP

PLAYERS

2013-14

OPPONENTS

TRADITION

RECORDS

PLAYOFFS

HISTORY

MINORS

NHL

MEDIA



PAT FOLEY

TELEVISION PLAY-BY-PLAY ANNOUNCER

Television Play-by-Play Announcer Pat Foley is in his 31st season with the Chicago Blackhawks.

Foley called Blackhawks games from 1981 to 2006 before spending two years (2006-08) with the American Hockey League's Chicago Wolves. The Glenview, Ill., native returned to the Blackhawks booth before the 2008-09 season, where he partners with Eddie Olczyk to broadcast all Blackhawks games in HD on Comcast SportsNet Chicago and WGN-TV Channel 9.

Foley was born and raised in the northern suburbs, where he attended Loyola Academy in Wilmette, Ill., and received a degree in telecommunications from Michigan State University. Foley called baseball and hockey games at MSU before making his professional debut with the International Hockey League's Grand Rapids Owls in 1977. Late Blackhawks Executive Vice President Michael Wirtz first heard Foley's broadcasts of the Owls and recommended him for the job with the Blackhawks in the early 1980s.

In 1991, Foley received an Emmy for "Outstanding Achievement-Sports Program Live Series," followed by a 2009 Emmy for "Outstanding Achievement for Individual Excellence On Camera: Programming" and a 2012 Emmy for "Outstanding Achievement for Sports Programs-Sporting Event/Game-Live/Unedited Program/Special." He was inducted into the Chicagoland Sports Hall of Fame in 2002, joining local legends such as Jack Brickhouse and Harry Caray. He was part of his first professional league championship after broadcasting Chicago Wolves games during their run to the 2008 Calder Cup title.

The Blackhawks honored Foley for his 30th season as the team's play-by-play voice in a pregame ceremony on April 19, 2013, at the United Center before hosting the Nashville Predators.



EDDIE OLCZYK

TELEVISION COLOR ANALYST

Eddie Olczyk is in his eighth season as the Television Color Analyst for Blackhawks hockey on Comcast SportsNet Chicago and WGN-TV Channel 9.

Olczyk, a 16-year NHL veteran, scored 342 goals and recorded 794 points in 1,031 games with Chicago, Pittsburgh, Toronto, Winnipeg, the New York Rangers and Los Angeles, winning a Stanley Cup with the Rangers in 1994. The third-overall choice in the 1984 NHL Draft, he was also a member of the 1984 U.S. Olympic team and represented the U.S. in numerous international competitions.

Olczyk began his NHL career as an 18-year-old with his hometown Chicago Blackhawks in 1984-85, playing three seasons and recording 180 points (65G, 115A) in 228 games. He then spent three and a half seasons with the Toronto Maple Leafs (1987-91), scoring a career-high 42 goals during the 1987-88 campaign and recording a career-high 90 points during the 1988-89 season. Olczyk was traded to Winnipeg and played two and a half seasons with the Jets (1990-92), recording 142 points (66G, 76A) in 150 games. He played for the Rangers (1992-95) before heading back to Winnipeg, scoring 27 goals with the Jets in their last season in Winnipeg (1995-96). He began the 1996-97 season with Los Angeles before being traded to the Penguins late in the season. Olczyk played parts of two seasons with Pittsburgh before returning to Chicago and finishing his NHL career with the Blackhawks. He retired from the league in 2000.

Following his playing career, Olczyk embarked on a career as a broadcaster, working on Pittsburgh Penguins television broadcasts for Fox SportsNet Pittsburgh (2000-03) and calling games for ESPN, ESPN2 and NHL Radio.

Olczyk was named Head Coach of the Penguins on June 11, 2003, and posted a 31-68-14 record while behind the Penguins bench (2003-05). Olczyk returned to broadcasting during the 2005-06 NHL season, serving as an analyst and studio host for Versus and NBC.

On July 11, 2012, Olczyk became the 16th player in Blackhawks history to be elected into the United States Hockey Hall of Fame, and he was officially inducted on Oct. 15, 2012, in a ceremony in Dallas. The Blackhawks honored Olczyk for his induction in a pregame ceremony on Feb. 22, 2013, at the United Center before hosting the San Jose Sharks. In 2009, Olczyk received an Emmy for "Outstanding Achievement for Individual Excellence On Camera: Programming," followed by a 2012 Emmy for "Outstanding Achievement for Sports Programs-Sporting Event/Game-Live/Unedited Program/Special." He was also inducted into the National Italian American Sports Hall of Fame in 2013.

"Eddie O," as he is affectionately known, and his wife, Diana, have four children: sons Eddie, Tommy and Nicholas; and a daughter, Alexandra.

LEADERSHIP

PLAYERS

2013-14

OPPONENTS

TRADITION

RECORDS

PLAYERS

HISTORY

MINORS

NHL

MEDIA



JOHN WIEDEMAN

RADIO PLAY-BY-PLAY ANNOUNCER

John Wiedeman is in his eighth season as the Radio Play-by-Play voice of Blackhawks hockey on WGN Radio AM-720.

Wiedeman served as the Radio Play-by-Play voice of the New York Islanders from 2001 to 2006. Prior to joining the Islanders broadcast team, he spent four seasons as the Radio Play-by-Play voice and Director of Media Relations for the Cincinnati Cyclones of the International Hockey League, also serving as a substitute Broadcaster for the Tampa Bay Lightning and Columbus Blue Jackets. In 1996-97, he served as the Radio Play-by-Play

broadcaster for the Philadelphia Flyers, a season in which the Flyers advanced to the Stanley Cup Final.

A graduate of the University of Kansas, Wiedeman was named Director of Broadcasting, Public and Media Relations for the Muskegon Fury of the Colonial Hockey League in 1992. In August 1994, he took over the same position with the Worcester IceCats of the American Hockey League.

On Jan. 9, 2014, Wiedeman was selected as the National Sportscasters and Sportswriters Association's Illinois Sportscaster of the Year. He and broadcast partner Troy Murray also received top honors in the "Sports Play-by-Play" category at the 2011 Illinois Broadcasters Association Silver Dome Awards.

An avid hockey player, Wiedeman and his wife, Kelly, have two children: daughter, Reilly, and son, Sean Patrick.



TROY MURRAY

RADIO COLOR ANALYST

Troy Murray is in his 14th year as a member of the Blackhawks broadcast team and his eighth year as the Color Analyst for the team's radio broadcasts.

Murray was originally selected by the Blackhawks in the third round (51st overall) of the 1980 NHL Draft. He played parts of 12 seasons with the Blackhawks (1981-91, 1992-94) and ranks 16th on the team in all-time assists (291), 16th all-time in points (488), 19th all-time in goals (197) and 18th all-time in games played (688) as of the start of the 2014-15 season.

Murray posted his best year in the NHL with Chicago during the 1985-86 campaign, becoming the first Blackhawk to win the Frank J. Selke Award as the NHL's top defensive forward that year. That same season, he also notched career highs in goals (45), assists (54) and points (99).

A five-time 20-goal scorer and veteran of 15 NHL seasons, Murray appeared in 915 career NHL games, scoring 584 points (230G, 354A) and drawing 875 penalty minutes while playing for Chicago, Winnipeg, Ottawa, Pittsburgh and Colorado. He also appeared in 113 playoff games, recording 43 points (17G, 26A) and 145 penalty minutes. Murray was a member of Colorado's Stanley Cup championship team in 1996.

On June 15, 2012, Murray and broadcast partner John Wiedeman received top honors in the "Sports Play-by-Play" category at the 2011 Illinois Broadcasters Association Silver Dome Awards.

A pillar in the community, Murray, his wife, Connie, and three children, Blake, Julia and Phoebe, maintain a residence in Chicago. While serving as the Studio Analyst for Blackhawks television broadcasts (1999-2004), Murray also worked as a trader at the Chicago Mercantile Exchange.

LEADERSHIP

PLAYERS

2013-14

OPPONENTS

TRADITION

RECORDS

PLAYOFFS

HISTORY

MINORS

NHL

MEDIA

LEADERSHIP
PLAYERS
2013-14
OPPONENTS
TRADITION
RECORDS
PLAYOFFS
HISTORY
MINORS
NHL
MEDIA



STEVE KONROYD

TELEVISION STUDIO ANALYST

Steve Konroyd is in his eighth season as the pre- and postgame Television Studio Analyst on Comcast SportsNet and WGN-TV Channel 9.

During his 15-year NHL career, the defenseman registered 41 goals and 195 assists in 895 NHL games with Chicago, Calgary, Hartford, Detroit, Ottawa and the New York Islanders. He was also a member of Team Canada in 1985 and 1991, winning two silver medals at the World Championship.

After his playing career, Konroyd was named the first-ever Radio Color Commentator for the Arizona (Phoenix) Coyotes in 1995. The following year, Konroyd served as TV Color Analyst for the San Jose Sharks, where he won a 2000 Northern California Emmy for his on-camera work. While working for the Columbus Blue Jackets in 2004, he was awarded his second Emmy. Konroyd also worked for ESPN International as a sideline reporter during the 2000 Stanley Cup Final.

Konroyd and his wife, Juli, a Chicago native, have five children: Danielle, Emily, Declan, Braelyn and Stephen.



JUDD SIROTT

RADIO STUDIO ANALYST

Judd Sirott is in his fifth season as the Radio Studio Analyst on the Blackhawks' radio home, WGN Radio AM-720. In his current position, Sirott supplements the live game coverage of John Wiedeman and Troy Murray and hosts the postgame show.

For two years prior to joining WGN Radio, Sirott, a native of Arlington Heights, Ill., and graduate of Buffalo Grove High School, called National Hockey League games nationally for HDNet.

Previously, Sirott was the voice of the American Hockey League's Chicago Wolves from the team's inception in 1994 to 2006, which included serving as the team's Lead Announcer for all television broadcasts. With the Wolves, he was on board for the organization's 1998 and 2000 Turner Cups and the 2002 Calder Cup, and held the role of Media Relations Director during his tenure. He also served as a rinkside and feature reporter during their 2007 and 2008 playoff runs.

Sirott began his Chicago radio career as an intern and producer at WGN. He also served as a weekend host, field reporter and executive producer for WSCR "The Score" in Chicago and called five years of Central Collegiate Hockey Association hockey, including four years at his alma mater, the University of Michigan, from 1987 to 1991.

Sirott and his wife, Sharon, reside in Chicago with their two daughters, Beatrice and Anya.

PRINT MEDIA



CHRIS KUC
CHICAGO TRIBUNE



MARK LAZERUS
CHICAGO SUN-TIMES



TRACEY MYERS
COMCAST SPORTSNET



SCOTT POWERS
ESPN CHICAGO



MIKE SPELLMAN
DAILY HERALD

BROADCAST MEDIA



TODD BENJAMINSON
PRODUCER
COMCAST SPORTSNET



MARC BRADY
PRODUCER
WGN-TV CHANNEL 9



JIM CORNO JR.
SR. EXECUTIVE PRODUCER
EVENTS - COMCAST SPORTSNET



MARK HARPER
TECHNICAL MANAGER
COMCAST SPORTSNET



MIKE LEARY
GAME PRODUCER
COMCAST SPORTSNET



STEVE NOVAK
DIRECTOR
WGN-TV CHANNEL 9



DAVE ROSS
ASSOCIATE PRODUCER
COMCAST SPORTSNET



DAVE TURNER
DIRECTOR
COMCAST SPORTSNET



BOB VORWALD
EXECUTIVE PRODUCER
WGN-TV CHANNEL 9

LEADERSHIP

PLAYERS

2013-14

OPPONENTS

TRADITION

RECORDS

PLAYOFFS

HISTORY

MINORS

NHL

MEDIA



The seventh annual Chicago Blackhawks Convention took place at the Hilton Chicago from July 18-20, 2013, with more than 10,000 fans in attendance. The sold-out event, which was the first of its kind in the National Hockey League, featured players, coaches and Blackhawks alumni, along with team broadcasters and executives.

The weekend included a variety of Q&A panels with players and front office staff, autograph and photo opportunities, an interactive area, live broadcasts on WGN Radio AM-720 and Comcast SportsNet and other exclusive events.

Blackhawks TV Color Analyst and Master of Ceremonies Eddie Olczyk hosted the Opening Ceremonies on Friday night, which took place in the International Ballroom. After the opening ceremonies, The Second City hosted a game show, allowing fans to compete in a variety of challenges with current and former Blackhawks players.

Local media celebrities such as Dave Kaplan of WGN Radio and Comcast SportsNet, WGN Radio's Dave Eanet, WGN-TV's Dan Roan, Comcast SportsNet's Pat Boyle, CBS2's Rob Johnson and ABC7's Ravi Balchwal moderated sessions.


Throughout the weekend, fans were entertained with panels that featured both current and former players, the current coaching staff, team executives and broadcasters. The Hilton's Salon A included interactive games for fans to test their skills in a variety of ways, while attendees had access to over 40 vendors in the Hilton's Salon D. The Grand Ballroom hosted the Locker Room Sale, featuring live and silent auctions of Blackhawks memorabilia and game-used equipment.





- The Blackhawks opened their 2014 training camp at the University of Notre Dame, where they held three days of practices and scrimmages. Fans packed the Compton Family Ice Arena, a state-of-the-art two-rink facility that opened in October 2011, to watch the team's sold-out scrimmages on Sept. 20 and 21.
- Following the first official practice of training camp, the Blackhawks visited with the Notre Dame football program and toured the facilities. On Thursday, members of the Blackhawks visited with patients at St. Joseph Regional Medical Center and Memorial Hospital of South Bend. On Friday evening, the Stanley Cup joined the Blackhawks and Notre Dame hockey program for dinner.
- The team hosted their annual Training Camp Festival at the United Center on Sept. 22, 2014, after returning from Notre Dame. The marquee event of the Festival allowed a sold-out crowd inside the United Center to watch the team scrimmage.
- Broadcasters Eddie Olczyk, Pat Foley, Troy Murray and John Wiedeman provided an exclusive look behind the scenes with live analysis and player interviews. The first 10,000 to enter the United Center received a Duncan Keith bobblehead.

LEADERSHIP
PLAYERS
2013-14
OPPONENTS
TRADITION
RECORDS
PLAYERS
HISTORY
MINORS
NHL
MEDIA



It was the dawn of the next Ice Age. After 65 years in the historic Chicago Stadium, the Blackhawks moved across Madison Street for the 1994-95 season and into their new home—the United Center.

The United Center features the ultimate in fan entertainment and comfort. Some of the amenities include: an HD video replay scoreboard, 360-degree LED boards on two levels, theatre-style seats, 191 Executive Suites which include two Super Suites and the Bud Light Legends Lounge, over 3,000 Club seats, 46 permanent concession stands and 194 points of sale, two members-only restaurants (The Chicago Stadium Club on the Lexus Club Level and the Ketel One Club), the Bud Select Brew Pub, Ironworks Grill, the Jose Cuervo Cantina, DiGiorno Pizzeria, private banquet facilities, interactive concourse displays, TV monitors throughout the building, the Blackhawks Store and 11 other merchandise stands.

The United Center also provides the best in fan convenience and accessibility. There are eight escalators and extra-wide concourses for better mobility. ATMs are available on all public levels and a coat check service is available for our exclusive 200 Level Lexus Club members. There are 48 restrooms and an increased capacity for women's restrooms. Seating is unobstructed throughout the arena.

The United Center is a 960,000 square-foot multi-use facility that was officially opened on Aug. 18, 1994, with a ribbon-cutting ceremony. The arena accommodates 19,717 for hockey, 20,917 for basketball and up to 23,500 for concerts and other entertainment. The United Center was also home to the 1996 Democratic National Convention.

DIRECTIONS

COMING FROM THE NORTH: Take 90 East to the Madison Street exit, and make a right onto Madison Street. The building will then be on the left. Our address is 1901 W. Madison St.

COMING FROM THE SOUTH: Take 55 North to the Damen/Ashland exit and make a left, going northbound for approximately 7 minutes. The building will then be on the right.

COMING FROM THE EAST: Take Madison Street west from the city. Our address is 1901 W. Madison St.

COMING FROM THE WEST: Take 290 East to the Damen Avenue exit. Take Damen Avenue northbound to Madison Street. Make a right onto Madison, and the building will be on your right.



On Feb. 1, 2010, Johnny's IceHouse, Inc., opened a second hockey facility at 2550 W. Madison St. in Chicago. This is in addition to the facility located at 1350 W. Madison St. that opened in 1997.

The new building, called Johnny's IceHouse West, is the official practice facility of the Chicago Blackhawks. It has also allowed Johnny's to expand its programming for both kids and adults, boasting the largest adult hockey league in the Chicagoland area, as well as numerous kids' skating and hockey programs.

The rink is also home to the Chicago Jets youth travel hockey program. The new facility, along with the partnership with the Chicago Blackhawks and the continued support of the Chicago Jets, has made Johnny's IceHouse the premier name in Illinois hockey.

DIRECTIONS TO JOHNNY'S WEST

COMING FROM THE NORTH: Take 90 East to the Madison Street exit, and make a right onto Madison Street. The building will then be on the right. Our address is 2550 W. Madison St.

COMING FROM THE SOUTH: Take 55 North to the Damen/Ashland exit, and make a left onto Damen Avenue, going northbound for approximately 7 minutes. Take a left onto Madison Street, and the building will then be on the right.

COMING FROM THE EAST: Take Madison Street west from the city. You will pass the United Center on your left, and after you pass the Western Avenue intersection, the building will be on the right.

COMING FROM THE WEST: Take 290 East to the Damen Avenue exit. Take Damen Avenue northbound to Madison Street. Make a left onto Madison, and the building will be on your right.

LEADERSHIP

PLAYERS

2013-14

OPPONENTS

TRADITION

RECORDS

PLAYOFFS

HISTORY

MINORS

NHL

MEDIA



CHICAGOBLACKHAWKS.COM

The place to turn for everything related to your favorite team! The official website of the Blackhawks, chicagoblackhawks.com, provides media members and fans alike access to the following:

- Game highlights
- Statistics
- Schedules
- Exclusive interviews and features
- Breaking news
- Blackhawks TV
- Blackhawks Insider Podcast
- Tickets
- Message board
- Contests and promotions

LEADERSHIP

PLAYERS

2013-14

OPPONENTS

TRADITION

RECORDS

PLAYERS

HISTORY

MINORS

NHL

MEDIA