

COLUMBUS BLUE JACKETS

2019-20 MEDIA GUIDE





TABLE OF CONTENTS



Table of Contents.....	II
Staff Directory.....	1-2
John P. McConnell, Majority Owner / Governor.....	3
Mike Priest, President / Alternate Governor.....	3
Executive Staff Profiles.....	4-7

HOCKEY OPERATIONS

Jarmo Kekalainen, General Manager/Alt. Governor.....	9
Hockey Operations Management.....	10-12
Scouting Staff Profiles.....	12-16
John Tortorella, Head Coach.....	17
Coaching Staff Profiles.....	18-21
Medical Staff Profiles.....	22-23
Athletic Training & Equipment Staff Profiles.....	23-24

CLUB INFORMATION

Blue Jackets in the Classroom / CBJ Foundation.....	26-27
Fan Development.....	28
Blue Jackets in the Community.....	29
OhioHealth Ice Haus / Chiller Ice Rinks.....	30
Nationwide Arena.....	31
Arena Map & Directions.....	32
Blue Jackets Television & Radio.....	33-34

PLAYERS

How the Blue Jackets Were Built.....	37
2019-20 Organizational Roster.....	38-39
Josh Anderson.....	40-41
Cam Atkinson.....	42-43
Oliver Bjorkstrand.....	44-45
Brandon Dubinsky.....	46-47
Pierre-Luc Dubois.....	48-49
Nick Foligno.....	50-51
Markus Hannikainen.....	52-53
Scott Harrington.....	54-55
Boone Jenner.....	56-57
Seth Jones.....	58-59
Joonas Korpiasalo.....	60-61
Dean Kukan.....	62-63
Ryan Murray.....	64-65
Riley Nash.....	66-67
Markus Nutivaara.....	68-69
Gustav Nyquist.....	70-71
David Savard.....	72-73
Alexander Wennberg.....	74-75
Zach Werenski.....	76-77
Emil Bemstrom / Paul Bittner.....	78-79
Gabriel Carlsson / Adam Clendening.....	80-81
Ryan Collins / Zac Dalpe.....	82-83
Marko Dano / Trey Fix-Wolansky.....	84-85
Maxime Fortier / Liam Foudy.....	86-87
Vladislav Gavrikov / Nathan Gerbe.....	88-89
Matiss Kivlenieks / Jakob Lilja.....	90-91
Ryan MacInnis / Elvis Merzlikins.....	92-93
Sonny Milano / Andrew Peeke.....	94-95
Michael Papayevsis / Eric Robinson.....	96-97
Justin Scott / Kole Sherwood.....	98-99
Dillon Simpson / Doyle Somerby.....	100-101
Kevin Stenlund / Alexandre Texier.....	102-103
Calvin Thurkauf / Veini Vehvilainen.....	104-105

Tyler Angle / Tim Berni.....	106
Eric Hjorth / Kale Howarth.....	107
Marcus Karlberg / Kirill Marchenko.....	108
Carson Meyer / Lukas Sedlak.....	109
Robbie Stucker / Daniil Tarasov.....	110
Peter Thome / Dmitri Voronkov.....	111
Daniel Zaar.....	112
AHL Affiliate Through The Years.....	112
Cleveland Monsters (AHL Affiliate).....	113-114

2018-19 SEASON IN REVIEW

Final NHL Standings & Leaders.....	116-120
NHL Team Rankings.....	121
Blue Jackets Season Notes.....	122-127
CBJ Final Statistics.....	128
CBJ Even/PP/SH/Home/Road Statistics.....	129
CBJ Time On Ice & Face-Off Percentage.....	130
CBJ Game-by-Game Results.....	131-132
CBJ Statistical Breakdown.....	133-134
CBJ Highs & Lows.....	135-136
CBJ Injury Report/Transactions.....	137-138

VS. THE NHL

All-Time Record vs. Other Clubs.....	140
Last 10 Games vs. Other Clubs.....	140-141
Anaheim Ducks.....	142-143
Arizona Coyotes.....	144-145
Boston Bruins.....	146-147
Buffalo Sabres.....	148-149
Calgary Flames.....	150-151
Carolina Hurricanes.....	152-153
Chicago Blackhawks.....	154-155
Colorado Avalanche.....	156-157
Dallas Stars.....	158-159
Detroit Red Wings.....	160-161
Edmonton Oilers.....	162-163
Florida Panthers.....	164-165
Los Angeles Kings.....	166-167
Minnesota Wild.....	168-169
Montreal Canadiens.....	170-171
Nashville Predators.....	172-173
New Jersey Devils.....	174-175
New York Islanders.....	176-177
New York Rangers.....	178-179
Ottawa Senators.....	180-181
Philadelphia Flyers.....	182-183
Pittsburgh Penguins.....	184-185
San Jose Sharks.....	186-187
St. Louis Blues.....	188-189
Tampa Bay Lightning.....	190-191
Toronto Maple Leafs.....	192-193
Vancouver Canucks.....	194-195
Vegas Golden Knights.....	196-197
Washington Capitals.....	198-199
Winnipeg Jets.....	200-201

RECORD BOOK

All-Time Statistics.....	203-219
Record by Season.....	220-223
Individual Leaders by Season.....	224-227
Top Single Seasons.....	227-230
Career Leaders.....	230-232
Team Records.....	233-243
Player Records.....	244-247
2017-18 Statistics, Notes, Results.....	248-249
2016-17 Statistics, Notes, Results.....	250-251
2015-16 Statistics, Notes, Results.....	252-253
2014-15 Statistics, Notes, Results.....	254-255
2013-14 Statistics, Notes, Results.....	256-257
2012-13 Statistics, Notes, Results.....	258-259

2011-12 Statistics, Notes, Results.....	260-261
2010-11 Statistics, Notes, Results.....	262-263
2009-10 Statistics, Notes, Results.....	264-265
2008-09 Statistics, Notes, Results.....	266-267
2007-08 Statistics, Notes, Results.....	268-269
2006-07 Statistics, Notes, Results.....	270-271
2005-06 Statistics, Notes, Results.....	272-273
2003-04 Statistics, Notes, Results.....	274-275
2002-03 Statistics, Notes, Results.....	276-277
2001-02 Statistics, Notes, Results.....	278-279
2000-01 Statistics, Notes, Results.....	280-281

STANLEY CUP PLAYOFFS

2019 Playoff Statistics.....	283
2018 Playoff Statistics.....	284
2017 Playoff Statistics.....	285
2014 Playoffs Statistics.....	286
2009 Playoffs Statistics.....	287
All-Time Playoffs Statistics & Leaders.....	288-290
Playoffs Team Records.....	290-293
Player Records, Personnel & Franchise Firsts.....	293-295

HISTORY

John H. McConnell.....	297
About the Blue Jackets.....	298
Franchise Timeline.....	299-306
All-Time Transactions.....	307-313
All-Time Player Register.....	314-331
All-Time Numerical Roster.....	332-334
NHL Draft History.....	335-337
Personnel & Franchise Firsts.....	338-340
Blue Jackets Honor Roll & Team Awards.....	341-344

MEDIA INFORMATION

CBJ Communications Staff & Media Information.....	346
NHL Directory / Roster of Officials / Critical Dates.....	347-348
2019-20 Schedule.....	349

CREDITS

Blue Jackets Communications Department

VP of Communications & Team Services.....	Todd Sharrock
Director of Communications.....	Karen Davis
Manager of Communications.....	Glenn Odebralski
Editorial Assistance.....	Corrine Esposito

Blue Jackets Creative Services Department

Manager of Advertising & Creative Services.....	Jack Lyttle
Senior Graphic Designer.....	Jason Duignan
Graphic Designer.....	Andrew Dennis

Photography

Jamie Sabau/Getty Images; Greg Bartram, Cleveland Monsters, Scott Rovak/Getty Images

The information contained in this publication was compiled by the Columbus Blue Jackets Hockey Club and is intended for the personal or editorial use of the media and fans. Any commercial use of this information is prohibited without the written consent of the Columbus Blue Jackets Hockey Club.

All NHL and team logos depicted within this publication are the property of NHL Enterprises, Inc. and the respective teams and may not be reproduced from commercial purposes without that prior written consent of NHL Enterprises, Inc.

COLUMBUS BLUE JACKETS

200 W. Nationwide Blvd., Columbus OH 43215

Phone: (614) 246-4624

OWNERSHIP/SENIOR MANAGEMENT

Majority Owner/Governor: John P. McConnell
President/Alternate Governor: Mike Priest

EXECUTIVE STAFF - BUSINESS OPERATIONS

Senior Vice President/General Counsel: Greg Kirstein
Senior Vice President/Chief Revenue Officer: Cameron Scholvin
Senior Vice President/Chief Financial Officer: T.J. LaMendola
Senior Vice President/Chief Marketing Officer: Kathryn Dobbs
Vice President, Marketing: Ryan Chenault
Vice President, Partner Activation & Premium Service: Becky Coffey
Vice President, Digital Marketing & Media: Marc Gregory
Vice President, Operations & Development: J.D. Kershaw
Vice President, Ticket Sales & Service: Marty Mulford
Vice President, Communications & Team Services: Todd Sharrock
Vice President, Corporate Partnerships: Ryan Shirk

HOCKEY OPERATIONS

General Manager/Alternate Governor: Jarmo Kekalainen
Senior Vice President, Hockey Operations/
Associate General Manager: Bill Zito
Assistant General Manager: Basil McRae
Assistant General Manager: Josh Flynn
Special Assistant to the GM & Team Ambassador: Rick Nash
Director of Player Personnel/
General Manager, Cleveland Monsters: Chris Clark
Director of High Performance: Nelson Ayotte
Director of Amateur Scouting: Ville Siren
Director of European Scouting: Josef Boumedienne
Manager of Scouting Operations and Player Evaluation: Tom Bark
Amateur Scouts: Oscar Akerlund, Mike Antonovich,
..... Simon Barrette, Greg Drechsel, Troy Dumville,
..... Danny Flynn, Craig Hartsburg, Stephane Leblanc,
..... Mikko Makela, Dave Peters, Lukas Sutter, Milan Tichy
Pro Scouts: Blake Geoffrion, Bob Halkidis, Rich Sutter, Fedor Tyutin
Hockey Analyst: Zac Urback
Pro Video Coordinator: Jim Viers
Hockey Video Assistant: Aron Augustitus
Head Athletic Trainer: Mike Vogt
Assistant Athletic Trainers: Nates Goto, Chris Strickland
Equipment Manager: Tim LeRoy
Assistant Equipment Managers: Jamie Healy, Jason Stypinski
Executive Assistant: Beth Carlisle

COACHING STAFF

Head Coach: John Tortorella
Assistant Coaches: Brad Larsen, Kenny McCudden, Brad Shaw
Goaltending Coach: Manny Legace
Strength & Conditioning Coach: Kevin Collins
Video Assistant Coach: Dan Singleton
Development Coaches: Gregory Campbell, Jarkko Ruutu (Europe)
Assistant Development Coach & Team Ambassador: Jared Boll
Goaltending Development Coaches: Jim Corsi, Niklas Backstrom (Europe)
Skating Consultant: Lee Harris

CORPORATE DEVELOPMENT & PREMIUM SEATING

Director of Corporate Partnerships: Ryan O'Connor
Director of Premium Relationship Sales: Jeff Kauzlarich
Senior Corporate Partner Development Managers: Justin Baldinger,
..... Zach Galkin, Sam Morgan
Corporate Partner Development Manager: Leah Cover
Partnership Activation Manager: Samantha Hagan
Premium Experience Manager: Susan Gates
Partnership Activation Specialists: Scott Ball, Zoe Bodart,
..... Richard Grimshaw, Victoria King
Senior Premium Event Specialist: Grant Jamieson
Premium Relationship Executive: Anthony Econ
Premium Experience Specialist: Kayla Constantino

COMMUNICATIONS & TEAM SERVICES

Director of Communications: Karen Davis
Manager of Communications: Glenn Odebralski
Manager of Team Services: Julie Gamble
Communications Assistant: Jeff Carpenter

COMMUNITY & FAN DEVELOPMENT

Interim Executive Director, CBJ Foundation: Katie Matney
Director of Fan Development & Community Programs: Andee Boiman
Manager of Education & Community Partnerships: Michelle Brueggeman
Grassroots Hockey Manager: Jason Zumpano
Mascot Services Coordinator: Andrew Appelhans
Coordinator of Community Relations, CBJ Foundation: Meredith Bush
Fan Development Coordinator: Joe Renza

GAME OPERATIONS & EVENT PRESENTATION

Executive Producer &
Senior Director of Event Presentation: Derek Dawley
Manager of Event Presentation: Jason Abbadie
Senior Editor/Producer: David Traube
Production Manager: Andy Hookman
Broadcast Engineer: Rick Shepherd
Producer/Videographer: Donny DiCaprio

MARKETING

Director of Marketing: Jim Riley
Marketing Manager: Ben Harrison
Manager of Advertising & Creative Services: Jack Lyttle
Senior Graphic Designer: Jason Duignan
Graphic Designers: Patrick Cantwell, Andrew Dennis

DIGITAL MARKETING & MEDIA

Director of Digital Media: TJ Ansley
Director of Business Strategy: Jeff Eldersveld
CRM Manager: Amy French
Digital Marketing Manager: Carson Reider
BlueJackets.com Reporter: Jeff Svoboda
Analysts, Business/Consumer: Charlie Jacobs/Francesco Marini
Digital & Social Media Coordinator: Anthony Allocco
Marketing Automation Coordinator: Kelly Aughinbaugh

HUMAN RESOURCES & LEGAL

Senior Director, Human Resources: Becky Magaw
Director, Legal Affairs: Pete Lovins
Human Resources Generalist: Brittany Cline
Payroll & Benefits Coordinator: Shaun Skaggs
Human Resources Coordinator: Brooklyn Stinson-Hill
Office Manager & Administrative Assistant: Heidi Gibbs

STAFF DIRECTORY

FINANCE & INFORMATION TECHNOLOGY

Director of Finance/Controller:..... Joe Rudolf
 Director of Information Technology:..... Jim Connolly
 Accounting Manager:..... Zachary Kramer
 Staff Accountant:..... Nora Ludwig
 Accounts Payable Coordinator:..... Heather Benintendi
 Systems Analyst:..... Matthew DeStephen
 Technical Support Specialist:..... Brad Zarnoch

TICKET SALES & OPERATIONS

Senior Director of Ticket Operations:..... Mark Metz
 Director of New Business Development:..... Jeff Lesko
 Director of Group Sales:..... Dani Nell
 Director of Service and Retention:..... Don Sheldon
 Senior Ticket Operations Manager:..... Kevin O'Malley
 Manager of Season Ticket Services:..... Carmelo Marzullo
 Manager of New Business Development:..... Nate Bell
 Ticket Operations Coordinator:..... Wyatt Bamfield
 Ticket Sales & Service Coordinator:..... Sarah Page
 Group Sales Coordinator:..... Madison White
 Ticket Sales Account Executives:..... John Burns, Chelsea Kempton,
 Noah Lachance, Herkko Pollanen, Noah Skladan
 Senior Ticket Account Specialist/Club Seating:..... Cody Craig, Amanda Crandell
 Season Ticket Account Specialists:..... Brittany Andrews,
 Jared Crockett, Brett Dymek, Evan Myers, Shawn Parsons
 Group Event Specialists:..... Mike Barbieri, Alexa Edwards,
 Mark Kijowski, Patrick Reilly,
 Sarah Sculley, Steven Wilhelm
 Ticket Operations Specialist:..... Matthew Kill
 Partial Plan Account Specialists:..... Taylor Kinley, Derek Leto
 Ticket Sales Consultants:..... Casey Calhoun, Louis Breidenstein,
 Erika Gaertner, Maddie Goelz, Kevin Hayes,
 Andrew Krull, Jacob Lambert, Ashton Linson,
 Logan Myers, Adam Titanic

BROADCASTING

Director of Broadcasting:..... Russ Mollohan
 Television Play-By-Play Announcer:..... Jeff Rimer
 Television Color Analyst & Team Ambassador:..... Jody Shelley
 Television Hosts:..... Jean-Luc Grand-Pierre, Brian Giesenschlag
 Television Reporter:..... Dave Maetzold
 Radio Play-By-Play Announcer:..... Bob McElligott

ARENA MANAGEMENT

General Manager:..... Mike Gatto
 Associate General Manager:..... Derek Smith
 Associate General Manager, Ticketing & Administration:..... Cait Schumann
 Assistant General Manager, Operations:..... Mark Greiner
 Director, Arena Operations:..... Nicholas Wacławski
 Director, Event Production:..... Matt Berens
 Director, Event Services:..... Michael Hunter
 Administrative Director:..... Jessica Fortin
 Security Operations Manager:..... Scott McPherson
 Operations Manager:..... Todd Martin
 Box Office Manager:..... Dennis Novak
 Event Services Manager:..... Elizabeth Fisher
 Event Manager:..... Meagan Yanczura
 Ice Technician:..... Ian Huffman
 Housekeeping Supervisors:..... J.R. James (Lead Supervisor), Roger Penick, Jr.
 Maintenance Supervisor:..... Chad Kemp
 General Operations Supervisor:..... David Garrity
 Maintenance:..... Paul Van Culin, Jacob Winner
 Engineers:..... Kevin Herron (chief), Mike Perakis, Doug Van Culin
 Painters:..... Keven Jones, Anthony Kincaid
 Electrical/AV Assistant:..... Jay Robison
 Housekeeping Assistant:..... Christopher Brown
 Ticket Sellers:..... Moneett Davis, Christy Swaim
 Security:..... Sal De'llano, Kyle Hikins, Robert Kinard,
 Shelley Richison, Justin Roberts, Michael Rush, Matt Walker
 Administrative Assistant:..... Amanda Johnson
 Receptionist:..... Tara Brown





JOHN P. McCONNELL

Majority Owner, Governor

John P. McConnell is chairman and chief executive officer of Worthington Industries. He is majority owner of the Columbus Blue Jackets National Hockey League franchise and chairman emeritus of the Columbus Blue Jackets

Foundation. The foundation uses the unique resources of its professional athletes, coaches and staff to improve the quality of life throughout central Ohio.

McConnell currently serves as chairman of the board of directors for OhioHealth and has previously served on the boards of the Greater Columbus Chamber of Commerce, Nationwide Children's Hospital, the YMCA and the Columbus Zoological Association.

Worthington Industries is a leading global diversified metals manufacturing company with 2019 fiscal year sales of \$3.8 billion. Headquartered in Columbus, Ohio, Worthington is

North America's premier value-added steel processor providing customers with products and services for a variety of markets including automotive, construction and agriculture; a global leader in manufacturing pressure cylinders for industrial gas and cryogenic applications, CNG and LNG storage, oil and gas equipment, and consumer products for camping, grilling, hand torch solutions and helium balloon kits. Worthington employs approximately 11,000 people and operates 75 facilities in 10 countries.

Founded in 1955, the company operates under a long-standing corporate philosophy rooted in the golden rule. Earning money for its shareholders is the first corporate goal. This philosophy serves as the basis for an unwavering commitment to the customer, supplier, and shareholder, and as the company's foundation for one of the strongest employee-employer partnerships in American industry.

SENIOR MANAGEMENT



MIKE PRIEST

President, Alternate Governor

Michael Priest was named president of the Columbus Blue Jackets on April 19, 2007. As the club's top executive, he oversees all aspects of the franchise operations and serves as an alternate governor for the club on all National

Hockey League-related matters. He has also served as the president of JMAC, Inc., the parent company of the Blue Jackets, since 2001.

Priest joined JMAC, Inc in 1996. JMAC, Inc. is the private family holding company of John P. McConnell and the McConnell family, majority owner of the Blue Jackets. JMAC, Inc. also directs numerous investments and charitable activities for the McConnell family.

Priest began his career in 1986 with the public accounting firm of Meaden & Moore, CPAs. During his tenure with Meaden & Moore, he earned his Certified Public Accountant certificate and achieved partner level.

A native of south central Ohio, Priest graduated cum laude from The Ohio State University with a bachelor's degree in business administration in 1986. He currently serves on the Finance Committee of Experience Columbus as well as the Executive Committee for the Greater Columbus Sports Commission. Priest is one of four managing board members for Columbus Arena Management, LLC (CAM). CAM is the management company for Nationwide Arena.



EXECUTIVE STAFF



GREG KIRSTEIN

Senior Vice President and General Counsel

Greg Kirstein has been the senior vice president and general counsel of the Columbus Blue Jackets since 1998, when the then-NHL expansion franchise opened its doors for business. In that role, Kirstein serves on the club's executive staff and oversees the team's legal and

human resources departments. Kirstein joined the organization after practicing for 16 years as a litigator and sports lawyer. His law firm experience includes Vorys, Sater, Seymour and Pease; Squire, Sanders and Dempsey (now Squire, Patton & Boggs) and Ray, Alton and Kirstein, while also representing Minor League Baseball's Columbus Clippers and the East Coast Hockey League's Columbus Chill.

A Pittsburgh native, Kirstein received his B.A. in Journalism from The Ohio State University and spent three years as a sports writer with The Pittsburgh Press and Miami Herald. Kirstein graduated from the Duquesne University School of Law, then later took a one-year hiatus from practicing law to serve as the assistant athletic director at Temple University.

Kirstein was also one of the original founders and board members of Chiller LLC, the parent company of the Blue Jackets' suburban ice rinks, and served as its president for two years. He is heavily involved in the community, serving for the past 13 years as a commissioner of the Capital Hockey Conference and serving statewide on the Hockey Advisory Committee for the Ohio High School Athletic Association.

Kirstein also taught sports law at Ohio State's Moritz College of Law for six years and serves as the secretary of the Columbus Blue Jackets Foundation. In 2018, he was inducted into the Bethel Park (PA) High School Great Alumni Hall of Fame. In 2017, Kirstein received the Distinguished Alumni Award from Ohio State's Stadium Scholarship Alumni Society. In 2016, he received the Duquesne University Law School's Distinguished Alumnus Award. He was also named Columbus Business First's Top Corporate Counsel in 2012.

Additionally, he serves as the Athletic Department representative to the Duquesne Alumni Board of Governors.

He and his wife, Joyce, reside in Dublin and are the parents of adult children, Katie and Matt.



CAMERON SCHOLVIN

Senior Vice President and Chief Operating Officer

Cameron Scholvin is the senior vice president and chief operating officer for the Columbus Blue Jackets. He rejoined the organization in August 2016 after previously serving as the club's senior vice president of corporate development from 2008-12.

In between, Scholvin spent four years as the regional vice president, Midwest region for IMG College from 2012-16. In that role, he oversaw relationships with 14 universities, including BCS schools Ohio State, Michigan, Nebraska, Notre Dame, Kansas and Cincinnati, as well as the Mid-American Conference. He managed IMG College's sponsorship development and partnership marketing efforts to help build the university partner brands while driving significant revenue

to the schools.

In his previous stint with the Blue Jackets, he was responsible for the coordination of all sales and service initiatives in the areas of corporate partnerships and premium seating. Scholvin joined the club after spending 11 years with the Orlando Magic, where he served as vice president of corporate partnerships for both the NBA franchise and its official training facility, the RDV Sportsplex. He began his tenure with the Magic as a member of the corporate sales team before being elevated to director of the department.

The Muncy, Pennsylvania native is a graduate of Princeton University. Currently residing in Columbus, he and his wife, Rebekah, are the parents of sons, Tate, Charles, Maverick, and daughter, Elizabeth.



T.J. LAMENDOLA

Senior Vice President and Chief Financial Officer

T.J. LaMendola joined the Columbus Blue Jackets in 1999 as director of finance and was named chief financial officer for the organization in July 2001. His responsibilities include the oversight of budgeting, forecasting, financial reporting, internal controls, risk management and

information technology for the Blue Jackets. In addition to his duties with the club, he also serves as the treasurer for the Columbus Blue Jackets Foundation and is a member of the National Hockey League Pension Society Board of Directors.

LaMendola came to the Blue Jackets from Karrington Health Inc., where he served as the controller for the \$50 million public company and was responsible for day-to-day finances from 1997-99. He began his career in public accounting with Deloitte & Touche LLP and spent nearly five years specializing in both manufacturing and service organizations.

A native of Dayton, Ohio, LaMendola attended Miami University in Oxford and earned a bachelor's degree in accounting in 1992. He became a Certified Public Accountant a year later. He and his wife, Sue, are the parents of three sons, Nicholas, Christopher and Andrew. The family resides in Dublin.



KATHRYN DOBBS

Senior Vice President and Chief Marketing Officer

Kathryn Dobbs is the senior vice president and chief marketing officer for the Columbus Blue Jackets. In this role, Dobbs leads the efforts in growing the Blue Jackets brand, broadening the fan base, and integrating the club's collective marketing initiatives. Dobbs was promoted

to this position in December 2018 after having served as the club's vice president of community development and executive director of the Columbus Blue Jackets Foundation for three years.

In 2017, Dobbs was named 40 Under 40 by *Columbus Business First* and the Blue Jackets Foundation was the recipient of the Outstanding Foundation Award by the Association of Fundraising Professionals Central Ohio chapter.

Prior to joining the Blue Jackets, Dobbs served as vice president of philanthropy for YMCA of Central Ohio. Previously, the University of North Georgia graduate spent more than a dozen years as a senior-level executive with the YMCA organization in multiple locations around the United States. During her tenure, she worked with non-profit boards to train and engage volunteers in cause-driven programs and executed nationally and internationally recognized marketing and fundraising campaigns.

Dobbs' experience also includes developing and managing innovative fundraising and promotional programs, multi-channel communication campaigns, and high-profile events. She is a native of Thunder Bay, Ontario and currently lives in suburban Columbus with her daughter, Myah.



RYAN CHENAULT

Vice President of Marketing

Ryan Chenault was named vice president of marketing for the Columbus Blue Jackets in June 2019. In this role, he is responsible for creating and implementing a comprehensive marketing strategy for the hockey club with emphasis on brand development, e-marketing, advertising,

promotion, media planning/buying, creative services, market research and integration with social media.

Prior to joining the Jackets, Chenault served as team president of the Ohio Machine of Major League Lacrosse for nearly three years, a tenure that was highlighted by an MLL championship in 2017. With the Machine, he was responsible for all business and lacrosse

operations. He also established and chaired the Ohio Machine Lacrosse Foundation, the nonprofit extension of the organization.

Chenault's previous experience also includes 10 years at Northwestern University, where he led day-to-day management of the athletic department's marketing efforts for all 19 varsity programs. Chenault also served on the athletic department's senior administrative team and was a sports administrator for the women's lacrosse program.

Prior to his time at Northwestern, Chenault also spent time with the Chicago Wolves of the American Hockey League and the athletic department at Xavier University. He holds a pair of undergraduate degrees from The Ohio State University and a master's degree from Xavier University. He currently resides in New Albany with his wife,



BECKY COFFEY

Vice President of Partner Activation and Premium Service

Becky Coffey was named vice president, partner activation and premium service for the Columbus Blue Jackets in July 2018. She was promoted to the position after having served as the club's director of corporate development services since December 2015.

In her current role, Coffey develops business strategy around partner activation and premium service while overseeing the execution of all elements within more than 100 partnership agreements. Her responsibilities also include managing the customer service provided to more than 100 premium seating owners of suites,

loge boxes and terrace tables at Nationwide Arena.

Prior to joining the Blue Jackets, Coffey had been the director of partnership activation for the Chicago Bears, where she supported all team sponsorship activation for corporate partners and managed key league sponsor relationships. Coffey's experience with the NFL club over a 15-year tenure also included various positions in client services, sales and marketing and customer service. Her professional career began with Palace Sports and Entertainment/Detroit Pistons and included experience with the Indiana Pacers.

Coffey is a native of Rensselaer, Indiana and a Butler University graduate. She and her husband, Mike, are the parents of daughters, Kaitlyn and Lylah. The family resides in Dublin.

EXECUTIVE STAFF



MARC GREGORY

Vice President of Digital Marketing and Media

Marc Gregory was named the vice president of digital marketing and media for the Columbus Blue Jackets in July 2011. He is responsible for the club's overall digital strategy including website, social media, mobile initiatives, customer relationship management, research and

analytics. In addition, he oversees the club's broadcast department and partnerships with television rights holder FOX Sports Ohio, flagship station Sports Radio 97.1 The Fan and CBJ Radio Network affiliates.

Gregory joined the organization as director of advertising and promotions in 1999, was promoted to executive director of marketing in 2004 and was named vice president of marketing in May 2006.

Gregory came to Columbus after spending five years with the LPGA's Giant Eagle Classic, serving as the senior tournament coordinator directing the sales, marketing, public relations and operations efforts surrounding the event.

A native of Youngstown, Ohio, Gregory is a 1994 graduate of the University of Michigan. He and his wife, Melissa; daughters, Emerson and Kellyn; and son, Vincent reside in Powell.



J.D. KERSHAW

Vice President of Operations and Development

J.D. Kershaw was named the vice president of operations and development in December 2018 and focuses on all team and league operational matters and special projects. He joined the Blue Jackets in 2000 as director of fan development and was promoted to director of marketing

and fan development in 2006. In 2011, Kershaw was named the vice president of marketing for the Blue Jackets where he oversaw the

club's event and partnership marketing efforts.

Prior to his arrival in Columbus, he spent two years working for the National Hockey League's European office from 1998-2000 and served as a marketing manager for the San Jose Sharks from 1994-97.

A native of Niagara Falls, Ontario, Kershaw received a bachelor's degree in public policy from Hamilton College, where he was also a member of the school's hockey team. He and his wife, Kimberly, are the parents of a son, Trebor, and daughters, Jadia and Clara Mac. The family resides in Lewis Center.



MARTY MULFORD

Vice President of Ticket Sales and Service

Marty Mulford was named vice president of ticket sales and service for the Columbus Blue Jackets in February 2019. In this role, he oversees strategy, recruiting, sales training and development for all ticket sales and service. Prior to joining the Blue Jackets, he spent 11 years

with the Nashville Predators and Bridgestone Arena, where he most recently served as senior director of service and retention. In addition to overseeing the service teams for sponsorship, premium and ticket sales departments, Mulford's tenure with the Predators also included

nine seasons managing the season ticket and group sales teams as well as the guest experience team.

His background in ticket sales also includes six seasons as group sales manager with the Florida Marlins and experiences as a ticket sales representative with the Florida Panthers, Pensacola Ice Pilots (ECHL) and af2's Pensacola Barracudas. His first job in professional sports was director of media relations for the Carolina Mudcats, a Double-A baseball team in the Southern League.

A native of Albany, Georgia, Mulford is a graduate of Florida Atlantic University. He and his wife, Andrea, are parents to daughter, Marcela, and son, and Noah.



TODD SHARROCK

Vice President of Communications and Team Services

Todd Sharrock serves as the vice president of communications and team services for the Columbus Blue Jackets. He is responsible for the club's media relations and publicity initiatives, editorial content and the production of team publications, as well as team services efforts that

include the coordination of team travel, player relocation and serving as a liaison between the club's business and hockey operations departments.

Sharrock joined the Blue Jackets in February 2000 and has been actively involved in the club's community relations programs, as well as the development and implementation of its website operations and social media initiatives.

He came to Columbus after spending five seasons with the International Hockey League's Houston Aeros from 1994-99 and serving as a media relations consultant for Houston NFL Holdings LLC during its successful bid to acquire an expansion franchise (Texans). He served as the assistant director of public relations for the NHL's Dallas Stars in 1993-94 and director of public relations with the Dallas Freeze of the Central Hockey League in 1992-93.

A native of Galion, Ohio, Sharrock attended The Ohio State University, where he earned a bachelor's degree in journalism and a master's degree in sport management. He currently serves on the Board of Commissioners for the Greater Columbus Sports Commission. He and his wife, Krystal, are the parents of a son, Landry, and daughter, Maggie. The family resides in New Albany.



RYAN SHIRK

Vice President of Corporate Partnerships

Ryan Shirk was named vice president of corporate partnerships for the Columbus Blue Jackets in December 2016. Shirk, who had a previous five-year stint with the club, returned to Columbus after spending two seasons as director of corporate partnerships with the Cleveland Browns.

With the Browns, he helped lead the NFL club to record numbers related to new sponsorship sales.

During his initial tenure with the Jackets from 2010-15, Shirk

served as an account executive before being promoted to director of corporate development. He originally came to Columbus after working in both the NBA and Major League Baseball with the New Orleans Hornets and Tampa Bay Rays, respectively, as a top performing account executive in ticketing, premium seating and sponsorship sales.

A native of Toledo, Ohio, Shirk earned a bachelor's degree in business management from Grove City College of Grove City, Pennsylvania. He and his wife, Tiffaney, are the parents of two daughters, Vivian and Audrey, and son, Bennett.

HOCKEY OPERATIONS





JARMO KEKALAINEN

General Manager and Alternate Governor

Jarmo Kekalainen was named the third general manager in Columbus Blue Jackets history on February 13, 2013. Since his arrival, the Blue Jackets have enjoyed the best on-ice stretch in club history, posting their three winningest seasons over the past three campaigns: 2016-17 (50-24-8,

108 pts), 2018-19 (47-31-4, 98 pts.) and 2017-18 (45-30-7, 97 pts.).

Columbus has also registered 42-plus wins in five of the past six campaigns and earned four Stanley Cup Playoff berths during his tenure. The Blue Jackets are one of seven teams to qualify for the playoffs in each of the past three seasons and registered three consecutive winning seasons for the first time from 2012-15.

The first European-born general manager in NHL history, he served as assistant general manager for Finland's World Cup of Hockey 2016 team and at the 2014 Olympic Games in Sochi, Russia, where the squad won the bronze medal. He arrived in Columbus after a stint as the president and general manager of Jokerit in the Finnish Elite League from 2010-13.

Kekalainen spent eight seasons with the St. Louis Blues from 2002-10. He joined the club as director of amateur scouting and was named assistant general manager and director of amateur scouting in 2005. In that role, he was involved in all facets of hockey operations, including professional scouting efforts and overseeing the club's amateur scouting and draft preparations. During his eight years in St. Louis, the Blues drafted players such as David Backes, Roman Polak, David Perron, T.J. Oshie, Patrik Berglund and Alex Pietrangolo.

Kekalainen was a member of the Ottawa Senators organization from 1995-2002, serving as director of player personnel for three years and also overseeing the amateur draft and the club's scouting efforts in Europe. While working with the Senators, he also served as general manager of IFK Helsinki in the Finnish Elite League from 1995 to 1999 and led the club to the league championship in 1998.

As a player, he appeared in 55 career NHL games with the Senators and Boston Bruins during a six-year career. A left wing, he scored five goals and added eight assists for 13 points with 28 penalty minutes, including a career-high 1-5-6 and 14 penalty minutes in 28 games with the Senators during the 1993-94 season. He also played in the American Hockey League and his native Finland before wrapping up his playing career with Vasteras IK in the Swedish Elite League in 1994-95.

Before signing with the Bruins, Kekalainen played two seasons at Clarkson University from 1987-89. He was named to the Eastern Collegiate Athletic Conference First All-Star Team after tallying 19-25-44 and 47 penalty minutes in 31 games during the 1988-89 season. He also represented Finland at the 1986 World Junior Championships and the 1991 Canada Cup Tournament.

Kekalainen was born on July 3, 1966 in Tampere, Finland. He has a bachelor's degree in management from Clarkson University and a master's in business marketing from the University of Tampere.

He and his wife, Tiina, are the parents of daughters, Emilia and Sofia.





HOCKEY OPERATIONS



BILL ZITO

Senior VP of Hockey Operations, Associate General Manager and Alternate Governor

Bill Zito joined the club in August 2013 as assistant general manager and was promoted to associate general manager in September 2018. He was named the team's senior vice president of hockey operations, associate general manager and alternate governor on June 13, 2019.

Since joining the Blue Jackets, he has been an integral part of the club's management team in the areas of contract negotiations, scouting and player evaluation, salary cap management and budgeting. He also served as general manager of the Cleveland Monsters, Columbus' American Hockey League affiliate, from 2015-19. The Monsters became the first Blue Jackets affiliate in franchise history to win a Calder Cup championship in 2016.

Zito served as the general manager of the United States Men's National Team that captured bronze at the 2018 IIHF World Championships in Denmark and was a member of the management team for the Team USA squad that won a bronze medal at the 2015 IIHF World Championships.

Zito joined the Blue Jackets after using scouting as a platform to

build Acme World Sports into one of the top hockey agencies in the business. In 2013, Forbes ranked Acme as the eighth-most valuable hockey agency in the world with almost \$200 million in contracts under management. In 2007, *The Hockey News* lauded Zito in their "genius" issue for his scouting prowess, noting his ability to uncover late-round or undrafted, lesser-known players as well as the top picks.

As the agency's founder and president, he represented players such as Vezina Trophy and Conn Smythe Trophy winner Tim Thomas, Vezina Trophy winner Tuukka Rask, Vezina Trophy finalist Antti Niemi and All-Stars Kimmo Timonen and Brian Rafalski.

He is a graduate of Yale University, where he played varsity hockey from 1984-87. After a one-year stint playing hockey in Europe, Zito attended law school at the University of Wisconsin and during that time served as an assistant coach for the Badgers hockey team. Upon earning his law degree, he practiced appellate litigation and sports law in Chicago before founding Acme in 1995.

Zito was born on September 16, 1964 in Pittsburgh, Pennsylvania. He and his wife, Julie, are the parents of twin daughters, Gigi and Frankie, and son, Billy.



BASIL MCRAE

Assistant General Manager

Basil McRae was named assistant general manager for the Columbus Blue Jackets on June 13, 2019 after serving the previous three seasons as director of player personnel. He also was a scout for the club in 2013-14.

McRae, who has been a part owner of the Ontario Hockey League's London Knights since 2000, also spent two years as alternate governor and general manager of the OHL club from 2014-16. London captured OHL and Memorial Cup championships in 2016. Prior to his original stint in Columbus, McRae

served as a scout for the St. Louis Blues for five seasons.

In addition to two decades of scouting experience, McRae played 16 seasons in the NHL between 1981-96, registering 53 goals and 83 assists for 136 points with 2,453 penalty minutes in 576 games with the Quebec Nordiques, Toronto Maple Leafs, Detroit Red Wings, Minnesota North Stars, Tampa Bay Lightning, St. Louis Blues and Chicago Blackhawks.

The Beaverton, Ontario native was a fifth round pick of Quebec in the 1980 NHL Draft. He and his wife, Jill, are the parents of son, Philip, and daughters, Alexandra and Abigail.



JOSH FLYNN

Assistant General Manager

Josh Flynn was named assistant general manager for the Blue Jackets on June 13, 2019 after previously serving as the director of hockey administration. He is responsible for assisting in all facets of the hockey operations department, including salary cap management, contract

negotiations and research, salary arbitration, statistical research and strategic planning, and he is the club's liaison to the National Hockey League regarding matters pertaining to the NHL-NHLPA collective bargaining agreement.

Flynn joined the Blue Jackets hockey operations department in June 2008 after spending the previous two seasons with KO Sports Agency in Denver, Colorado, where he worked on contract negotiations for several NHL players represented by the agency.

Flynn was born on December 8, 1982 in Toronto, Ontario. He received a bachelor's degree in political science from the University of Toronto in 2004 and earned his Juris Doctorate from the Sturm College of Law at the University of Denver in 2007.

He and his wife, Jen, reside in Upper Arlington with her daughter, Parker.



CHRIS CLARK

Director of Player Personnel and General Manager of the Cleveland Monsters

Chris Clark was promoted to director of player personnel for the Blue Jackets on June 13, 2019 after spending the previous seven seasons with the club as a development coach and most recently its director of player development.

While continuing to be involved with the development of players throughout the organization, he will have an active role in evaluating personnel at the NHL level and will serve as the general manager of the Cleveland Monsters, the club's American Hockey League affiliate.

A native of South Windsor, Connecticut, Clark registered 103-111-214 and 700 penalty minutes in 607 career NHL games with the Blue Jackets, Washington Capitals and Calgary Flames, including 8-12-20 and 59 penalty minutes in 89 games with Columbus from 2009-11. He spent four-plus seasons with the Capitals, tallying 60-63-123 and 278 penalty minutes in 240 games with the club and served as captain from 2006-09.

Calgary's third pick, 77th overall, in the 1994 NHL Draft, Clark earned All-ECAC honors during four seasons at Clarkson University from 1994-98. He then spent six seasons in the Flames organization from 1998-04, and helped the club reach the 2004 Stanley Cup Final.



NELSON AYOTTE

Director of High Performance

Nelson Ayotte joined the Columbus Blue Jackets in July 2016 as high performance consultant and now serves as the club's director of high performance.

Ayotte joined the Blue Jackets after spending the previous 11 seasons with the St. Louis Blues as their strength and conditioning coach. He is recognized as one of the top sports performance training coaches in the world and has a level five rating with the National Canadian Coaching Program, which is its highest rating.

Ayotte was chosen as Canadian coach of the year in 1998 and Quebec coach of the year in 1998, 1999 and 2000. He also won the Canadian

Military Land Forces Coach of the Year in 2002. Ayotte has coached with Canadian National teams, US Olympic track and field, and worked with several professional athletes in the NHL, NFL, MLB, NBA and PGA. He has lectured on training methodology across North and South America and also in Europe.

Ayotte is an innovator of sports training and holistic physical fitness with several supplement products and training systems to his credit. He graduated from the International Coaching School of the University of Victoria B.C and is a Master-course conductor of the National Coaching Institute of Montreal, Quebec. He and his wife, Esther, have two sons, Jeremy and Nicolas.



RICK NASH

Special Assistant to the General Manager

Rick Nash was named special assistant to the general manager of the Blue Jackets on June 13, 2019 and will assist the hockey operations department in a variety of areas, including player evaluations, player recruitment and prospect development. The former Blue Jackets captain announced his retirement as a player following a 15-year career in January 2019.

Nash spent his first nine NHL seasons with the Blue Jackets after the club selected him with the first overall pick at the 2002 NHL Draft and served as the club's captain from 2008-12. He is the franchise's all-time leader in games played, goals, assists and points as he registered 289-258-547 and 568 penalty minutes in 674 games from 2002-12. In 1,060 career NHL games, the Brampton, Ontario native tallied 437-368-805 and

750 penalty minutes with Columbus, NY Rangers and Boston.

Nash was a finalist for the Calder Memorial Trophy as the NHL's top rookie and an All-Rookie Team selection in 2002-03. He won the Maurice "Rocket" Richard Trophy as the NHL's top goal scorer in 2003-04 when he notched 41-16-57 in 80 games and received the NHL Foundation Player Award in 2008-09 for his contributions off the ice and in the community. He appeared in five All-Star Games as a Blue Jacket (2004, 2007, 2008, 2009, 2011) and one as a Ranger (2015), and represented Canada at three Olympic Games (2006, 2010-gold and 2014-gold), four IIHF World Championships (2005-silver, 2007-gold, 2008-silver, 2011) and one IIHF World Junior Championship (2002-silver).

He and his wife, Jessica, are the parents of sons, McLaren and Finn; and daughter, Ellie. The family resides in Upper Arlington.



HOCKEY OPERATIONS/SCOUTING



ZAC URBACK

Hockey Analyst

Zac Urback joined the Columbus Blue Jackets' hockey operations department in July 2019. He currently serves as a hockey analyst and is responsible for research and analytics. He assists with player evaluation at both the professional and amateur level, tactical preparation, and other innovative strategies.

Urback served as an analytics consultant for the Blue Jackets and spent four seasons working for the Ontario Hockey League's Mississauga Steelheads, most recently as the director of player evaluation and assistant to the GM.

Urback was called to the Ontario Bar in 2019 after completing his articles at one of Toronto's leading business law firms. Urback graduated from the combined Ivey School of Business HBA and Western Law J.D. program in 2018.



TOM BARK

Manager of Scouting Operations and Player Evaluation

Tom Bark joined the Columbus Blue Jackets' hockey operations department in 2015. He currently serves as the manager of scouting operations and player evaluation and is responsible for assisting the senior hockey operations staff with player evaluation, hockey operations research and development, data analytics and strategic planning.

Bark also served as analytics consultant for the South Korean Ice Hockey Team for the 2018 Winter Olympics and the 2018 IIHF World Championships. He previously spent three years with Acme World Sports as an associate specializing in regulatory compliance, player evaluation and global market dynamics.

Bark was born in Seoul, South Korea and raised in Toronto. He graduated from Lake Forest College in 2013, and earned Juris Doctorate from the Moritz College of Law at The Ohio State University in 2017.



VILLE SIREN

Director of Amateur Scouting

Ville Siren was named director of amateur scouting of the Columbus Blue Jackets on July 6, 2016 after serving as the club's head amateur scout since joining the organization on July 8, 2013.

Siren spent nine seasons as a member of the St. Louis Blues scouting staff from 2003-13. During that time, he was instrumental in the club's selection of current NHL players such as Vladimir Tarasenko (1st Rd., 2010), Lars Eller (1st Rd., 2007), Patrik Berglund (1st Rd., 2006), Nikita Nikitin (5th Rd., 2004) and Roman Polak (6th Rd., 2004).

Prior to joining the Blues, he spent the 2002-03 season working with Tampere of the Finnish Elite League and scouted for the Washington

Capitals from 1999-2002. A defenseman, Siren was selected by the Hartford Whalers in the second round, 23rd overall, at the 1983 NHL Draft and made his NHL debut with the Pittsburgh Penguins during the 1985-86 season. He went on to register 14 goals and 68 assists for 82 points with 276 penalty minutes in 290 career NHL games with the Penguins and Minnesota North Stars from 1985-90.

He also played nine seasons in Finland, Sweden and Switzerland before retiring in 1999, and represented Finland in numerous international competitions including the 1984 and 1992 Olympic Games, 1987 and 1991 Canada Cup tournaments, 1983 and 1984 World Junior Championships and 1985, 1991 and 1993 World Championships.

Siren was born on Feb. 11, 1964 in Tampere, Finland. He is the father of a son, Viktor.



JOSEF BOUMEDIENNE

Director of European Scouting

Josef Boumedienne was promoted to director of European scouting on July 6, 2016 after originally joining the Blue Jackets as its European scout on July 8, 2013.

Boumedienne retired from hockey in 2013 following a 17-year playing career in North America and Europe that concluded with

HC Slovan Bratislava in the Kontinental Hockey League. After being selected by New Jersey in the fourth round, 91st overall, at the 1996 NHL

Draft, he played in the NHL and American Hockey League from 2000-04 and 2007-09, collecting 4-12-16 and 36 penalty minutes in 47 career NHL games with New Jersey, Tampa Bay and Washington and 33-143-176 and 443 penalty minutes in 295 career AHL games. He also played in Sweden, Finland, Switzerland and Russia during his career and represented Sweden at the 1997 and 1998 World Junior Championships.

Boumedienne was born on Jan. 12, 1978 in Stockholm, Sweden. He and his wife, Petra, are the parents of three sons, Sami, Sascha and Wilson.



MIKE ANTONOVICH

Amateur Scout

Mike Antonovich joined the Columbus Blue Jackets as an amateur scout in 2014. Prior to joining Columbus, he served as an amateur scout with the St. Louis Blues from 1997-2014 and served as an assistant coach in the International Hockey League, coaching the Minnesota Moose in 1995-96

and Phoenix Roadrunners in 1996-97.

He played 14 seasons as a professional and recorded 10 goals and 15

assists for 25 points with 37 penalty minutes in 87 career NHL games with the Minnesota North Stars, Hartford Whalers and New Jersey Devils from 1975 to 1984.

Selected by the Minnesota North Stars with their eighth selection, 113th overall, at the 1971 NHL Draft, he spent most of his career in the WHA, tallying 182-188-370 and 195 penalty minutes in 486 career games with the Minnesota Fighting Saints, Edmonton Oilers and New England Whalers from 1972-79 after playing at the University of Minnesota for three seasons. He is a native of Calumet, Minnesota.



GREG DRESCHER

Amateur Scout

Greg Drechsel joined the Columbus Blue Jackets as an amateur scout in August 2011 after spending the previous eight years at Clarkson University, most recently serving as associate head coach. During that time, he helped the Golden Knights win one ECAC regular season title, a league tournament

championship and a pair of berths in the NCAA tournament.

Prior to his arrival at Clarkson, he was a member of the Los Angeles Kings scouting staff from 1996-03, including serving as the assistant

director of amateur scouting from 2000-03. He began his coaching career as an assistant at Clarkson from 1989-93 before stints at Miami (Ohio) University in 1993-94 and the University of Denver from 1994-96.

Drechsel is a 1988 graduate of Colgate University, where he earned a bachelor's degree in psychology and registered 52-78-130 and 216 penalty minutes in 128 career games. He and his wife, Sandy, are the parents of daughters, Madeline and Hannah. The family resides in Potsdam, New York.



TROY DUMVILLE

Amateur Scout

Troy Dumville joined the Columbus Blue Jackets as an amateur scout in July 2019 after spending the previous six years with the National Hockey League's Central Scouting Services.

Prior to his arrival at Central Scouting, he

served as a coach for 20 years at various junior and university teams. He also worked in the pharmaceutical industry during that time.

Dumville is a 1992 graduate of Mount Allison University, where he earned a commerce degree. His family includes girlfriend, Andrée, and daughter, Erin.



SCOUTING STAFF



DANNY FLYNN

Amateur Scout

Danny Flynn joined the Columbus Blue Jackets as an amateur scout in August 2018. Prior to joining Columbus, he served on the coaching staff of the Western Hockey League's Portland Winterhawks in 2017-18.

Flynn has served as an amateur scout with the Los Angeles Kings from 2000-05 and assistant coach with the New York Islanders in 2006-07 and Buffalo Sabres in 2014-15.

The Dartmouth, Nova Scotia native enjoyed a 30-year coaching career in junior and college hockey. Flynn served as the head coach of the Saint John Sea Dogs (QMJHL) from 2015-17, guiding the club to the QMJHL championship while capturing his second career Ron Lapointe Trophy as

coach of the year in 2016-17. He also spent eight seasons serving as Coach/GM with the Moncton Wildcats (QMJHL) from 2005-06 and 2007-15, helping to lead the team to two Presidents Cups. He was named QMJHL Coach of the Year in 2008-09.

Flynn also served as head coach of St. Francis Xavier University from 1996-2005, helping to lead the X-Men to three National finals, capturing the school's only CIS National Championship in 2004.

Flynn spent eight years in the Ontario Hockey League, helping the Soo Greyhounds to three appearances at the Memorial Cup, winning the title in 1993. He also coached Team Canada on six occasions, capturing Gold at the U18, World Junior Championships, Spengler Cup and World University Cup.



BLAKE GEOFFRION

Pro Scout

Blake Geoffrion joined the Columbus Blue Jackets as a professional scout prior to the 2013-14 campaign and served as the assistant general manager of the Cleveland Monsters from 2016-19.

The native of Brentwood, Tennessee registered eight goals and five assists for 13 points with 34 penalty minutes in 55 career NHL games with the Nashville Predators and Montreal Canadiens from 2010-12. He also appeared in 84 AHL games with Milwaukee and Hamilton, notching

21-43-64 and 59 penalty minutes.

Nashville's first pick, 56th overall, at the 2006 NHL Draft, Geoffrion collected 55-59-114 and 147 career NCAA games in four seasons at the University of Wisconsin from 2006-10. Geoffrion won the Hobey Baker Award as the top collegiate player in the nation in 2009-10 after recording 28-22-50 in 40 games for the Badgers in 2009-10. He also helped Team USA capture bronze at the 2007 IIHF World Junior Championships and gold at the 2006 IIHF World U18 Championships. He and his wife, Katelyn, and daughter, Blake, reside in Chicago.



BOB HALKIDIS

Pro Scout

Bob Halkidis joined the Columbus Blue Jackets as a professional scout in July 2013. He played 16 seasons as a professional between 1985-2001 and registered eight goals and 32 assists for 40 points with 825 penalty minutes in 256 career NHL games with Buffalo, Los Angeles, Toronto, Detroit,

Tampa Bay and the New York Islanders from 1985 to 1996.

A defenseman and forward, Halkidis was selected by the Buffalo Sabres in the fourth round, 81st overall, at the 1984 NHL Draft and made his NHL debut with the Sabres during the 1985 Stanley Cup Playoffs. He was part of three championship teams in three different leagues during his career, winning the 1987 Calder Cup (AHL) with Rochester, 1996 Turner Cup (IHL) with Utah and a title in Finland in 1998 with HIFK Helsinki. A native of Toronto, Ontario, Halkidis resides in Charlotte, North Carolina with his wife, Stacy, sons, Beau and Brennan, and daughter, Haley.



CRAIG HARTSBURG

Amateur Scout and Defensive Development Coach

Craig Hartsburg rejoined the Blue Jackets as an amateur scout and defensive development coach on July 12, 2019 after previously serving as the club's associate coach from 2012-16 and scout during the 2016-17 campaign.

Hartsburg's career spans nearly four decades as a player and coach. He served stints as the head coach of the Chicago Blackhawks from 1995-98, Anaheim Ducks from 1998-2001 and Ottawa Senators in 2008-09. He led his clubs to the Stanley Cup Playoffs in three of his five full seasons as a head coach and also served as an assistant coach with the Minnesota North Stars (1989-90), Philadelphia Flyers (1990-94, 2002-04) and Calgary Flames (2011-12).

Prior to joining the Flames, Hartsburg spent two seasons as the head coach of the WHL's Everett Silvertips. He served as coach of the OHL's Sault Ste. Marie Greyhounds from 2001-02 (OHL Coach of the Year) and 2004-08. In 1994-95, he earned the Canadian Hockey League Coach of the Year Honors after guiding the OHL's Guelph Storm to a 47-14-5 mark.

Hartsburg also was part of Team Canada coaching staffs that won three-straight gold medals at the World Junior Championships. As head coach, he led Team Canada to consecutive gold medals at the 2007 and 2008 tournaments. As an assistant coach, he helped the squad win gold at the 2006 tournament.

A defenseman, Hartsburg was the first pick, sixth overall, of the Minnesota North Stars at the 1979 NHL Draft. He went on to play 10 seasons with the club, registering 98-315-413 with 818 penalty minutes in 570 games from 1979-89. He helped the North Stars advance to the 1981 Stanley Cup Final and appeared in the 1980, 1982 and 1983 All-Star Games. His best season was 1981-82 when he set career highs for goals, assists and points, 17-60-77, in 76 games.

Hartsburg played junior hockey with the Sault Ste. Marie Greyhounds from 1975-78 and made his professional debut with the World Hockey Association's Birmingham Bulls in 1978-89. He also represented Canada at the 1978 World Junior Championships and the 1981 and 1987 Canada Cup Tournaments, and was named the top defenseman at the 1987 World Championships.



DAVE PETERS

Amateur Scout

Dave Peters joined the Blue Jackets as an amateur scout in 2017. Prior to joining Columbus, he served as head coach of the South Kent Selects Hockey Academy 18U team in 2016-17 and 16U team from 2014-16.

Peters previously spent 23 seasons serving as a coach at three NCAA programs from 1990-2014. In his latest stop, he enjoyed 15 seasons at Dartmouth College, serving as an assistant coach from 1999-2009 and associate head coach from 2009-14. He was selected as the recipient of the 2008 Terry Flanagan Award, an accolade that honors an assistant coach for his body of work.

Before Dartmouth, he served as an assistant coach at Providence College from 1993-98 and Kent State from 1990-93. He also served as head coach and general manager of the Danville Wings in the North American Hockey League during the 1998-99 campaign. The club went on to win the 2000 NAHL Championship and finish third in the nation.

During his coaching tenure, Peters tutored many players that went on to play in the NHL, including forwards Lee Stempniak, Tanner Glass, Fernando Pisani, and T.J. Galiardi. He played collegiately at Boston College and graduated with a bachelor's degree in marketing. Peters lives in Madison, Connecticut with his wife, Katherine, and their son, Jake.



RICH SUTTER

Pro Scout

Longtime NHL player Rich Sutter joined the Columbus Blue Jackets as a pro scout in 2016 after serving as an assistant coach at the University of Lethbridge during the 2015-16 campaign. He previously served as a pro scout with the Minnesota Wild from 1999-2005 and Phoenix Coyotes from 2005-08 and

was assistant general manager of the Western Hockey League's Lethbridge Hurricanes from 2008-10.

Sutter was the Pittsburgh Penguins' first pick, 10th overall, at the 1982 NHL Draft and made his NHL debut during the 1982-83 campaign. He went on to record 149 goals and 166 assists for 315 points with 1,411

penalty minutes in 874 career NHL games with the Penguins, Philadelphia Flyers, Vancouver Canucks, St. Louis Blues, Chicago Blackhawks, Toronto Maple Leafs and Tampa Bay Lightning during a 13-year career from 1982-95.

Prior to making his NHL debut, the Viking, Alberta native spent three seasons with the Western Hockey League's Lethbridge Broncos, registering 98-79-177 in 193 career games from 1980-83. Along with his twin brother, Ron, he led the Hurricanes to a Memorial Cup in 1983 after posting 37-30-67 in 64 regular season games and adding 14-9-23 in 17 playoff contests. He is one of six brothers who reached the NHL in the late-1970s and early-1980s and combined to tally 2,936 points in 4,994 games.



MILAN TICHY

Pro Scout

Milan Tichy has been a member of the Blue Jackets scouting staff since 1999, serving as a part-time European scout from 1999-2008 before being promoted to full-time amateur scout in 2008. He scouts players in the Czech Republic, Slovakia, Finland, Russia, Sweden and Germany. Prior to joining the

Blue Jackets, he served as a part-time amateur European scout for the Nashville Predators.

Tichy was the Chicago Blackhawks' eighth pick, 153rd overall, at the 1989 Entry Draft. He made his NHL debut in 1992-93 with the Blackhawks and registered five assists and 40 penalty minutes in 23 career games with the Blackhawks and New York Islanders spanning 1992-1996 before

a back injury in 1996 forced him to retire from hockey.

Prior to making his NHL debut, Tichy spent four seasons in the International Hockey League from 1991-96, totaling 32-103-135 and 206 penalty minutes in 190 career games with the Indianapolis Ice and Denver Grizzlies. He spent the 1993-94 season with the Moncton Hawks of the American Hockey League, collecting 1-20-21 and 103 penalty minutes in 48 games.

Tichy spent the 1987-1991 seasons playing in the Czech Elite League for Plzen and Trencin. He also represented the National Team in 1990-91 and in 1989 helped Team Czechoslovakia win the bronze medal at the World Junior Championships, while being named to the tournament's All-Star Team. He and his wife, Michaela, are the parents of sons, Jeremy and Nicholas.



FEDOR TYUTIN

Pro Scout

Former Blue Jackets defenseman Fedor Tyutin rejoined the organization as a scout prior to the 2018-19 season. The former blueliner ranks second on the franchise's all-time games played list and is Columbus' all-time leader in assists and points by a defenseman with 39-146-185 and 351

penalty minutes in 553 career games over eight seasons from 2008-16.

Selected by the New York Rangers in the second round, 40th overall, at the 2001 NHL Draft Tyutin collected 55-209-264 and 548 penalty minutes in 872 career games with New York, Columbus and the Colorado

Avalanche from 2003-17. His best season was 2008-09 when he notched a career-high 9-25-34 and 81 penalty minutes in 82 games and helped the Blue Jackets reach the Stanley Cup Playoffs for the first time in franchise history.

A native of Izhevsk, Russia, Tyutin represented his country at various international tournaments, including the 2006, 2010 and 2014 Olympic Games. He also participated in three IIHF World Championships (2008, 2011 and 2013) and two IIHF World Junior Championships (2002 and 2003).

He and his wife, Sarah, are the parents of daughters, Leeza, Nina and Danika.

SCOUTING STAFF AMATEUR:

Oscar Akerlund
Simon Barrette
Stephane Leblanc

Mikko Mäkelä
Lukas Sutter
Boris Yemelyanov

PRO:

Doug MacDonald

SKATING CONSULTANT:

Lee Harris

PRO VIDEO COORDINATOR:

Jim Viers



JOHN TORTORELLA

Head Coach

John Tortorella was named head coach of the Columbus Blue Jackets on October 21, 2015. He is the winningest coach in franchise history with a 176-118-27 record (.590) in 321 games and has led the Blue Jackets to three-straight berths in the Stanley Cup Playoffs for the first time in the club's 18 seasons.

Tortorella won his second Jack Adams Award as the NHL's Coach of the Year after he led Columbus to the best season in franchise history with a 50-24-8 record and 108 points in 2016-17. The club finished with the fourth-best record in the NHL and reached the Stanley Cup Playoffs for the third time in franchise history.

The Boston native has compiled a 622-493-142 record (.551 points percentage) in 1,257 games during his NHL coaching career with the Tampa Bay Lightning, New York Rangers, Vancouver Canucks and Blue Jackets. His teams have qualified for the Stanley Cup Playoffs 11 times and he led the Lightning to the 2004 Stanley Cup championship and the Rangers to the 2012 Eastern Conference Final.

He ranks first all-time among U.S.-born coaches in NHL wins and on January 10, 2019, he became the 19th coach in NHL history (sixth active) to post 600 career victories when Columbus earned a 4-3 overtime win vs. Nashville.

Tortorella became a full-time head coach in the NHL with Tampa Bay during the 2000-01 season and compiled a 239-222-74 record in 535 games during six-plus seasons with the club. He led the Lightning to Southeast Division titles in 2002-03 and 2003-04. In the latter campaign, he won the Jack Adams Award as the club went 46-22-14 (106 points) and won the Stanley Cup.

He joined the Rangers in February 2009 and posted a 171-118-30 record in 319 games, including a four-game stint as interim coach during

the 1999-00 season. He led New York to the playoffs on four occasions and ranks fifth on the club's all-time wins list and is sixth in games coached. In 2011-12, he guided the Rangers to the third-best regular season in franchise history with a 51-24-7 mark (109 points) and a spot in the Eastern Conference Final. He joined the Canucks prior to the 2013-14 campaign and guided the club to a 36-35-11 mark.

Internationally, Tortorella served as head coach for Team USA at the World Cup of Hockey 2016 and was an assistant coach with Team USA at the 2010 Olympic Games, helping the club capture a silver medal. He also served as head coach at the 2008 World Championships and was an assistant coach for Team USA at the 2005 World Championships.

He began his coaching career in 1986-87 with the Virginia Lancers of the Atlantic Coast Hockey League, leading the club to a championship and winning Coach of the Year honors in back-to-back seasons in 1986-87 and 1987-88. He returned to coaching with the American Hockey League's Rochester Americans from 1995-97 and won the 1996 Calder Cup championship in his first season. He went on to serve as an assistant coach with the Buffalo Sabres, Phoenix Coyotes and Rangers.

As a player, Tortorella was a member of the Salem State College team before transferring to the University of Maine, where he spent three seasons. During the 1981-82 season, Tortorella played for Kristianstads IK in Sweden before returning to play in the ACHL with the Hampton Roads Gulls, Erie Golden Blades and Virginia Lancers.

Tortorella was born on June 24, 1958. He and his wife, Christine, are the parents of daughter, Brittany, and son, Dominick. Actively involved in the community, Tortorella and his family support numerous causes through The John and Christine Tortorella Family Foundation. Animal rescue and fundraising for local shelters is a passion for the Tortorella family.

CAREER RECORD

REGULAR SEASON

PLAYOFFS

YEAR	TEAM	LEAGUE	GP	W	L	OT	PTS.	PCT.	RESULTS
1986-87	Virginia	ACHL	58	36	19	3	75	.647	Won ACHL Championship
1987-88	Virginia	AAHL	43	37	5	1	75	.872	Lost in League Final
1995-96	Rochester	AHL	80	37	34	9	83	.519	Won Calder Cup
1996-97	Rochester	AHL	80	40	30	10	90	.563	Lost in Second Round
1999-00	NY Rangers	NHL	4	0	3	1	1	.125	Did not qualify
2000-01	Tampa Bay	NHL	43	12	27	4	28	.326	Did not qualify
2001-02	Tampa Bay	NHL	82	27	40	15	69	.421	Did not qualify
2002-03	Tampa Bay	NHL	82	36	25	21	93	.567	Lost in East Conf. Semifinals
2003-04	Tampa Bay	NHL	82	46	22	14	106	.646	Won Stanley Cup
2005-06	Tampa Bay	NHL	82	43	33	6	92	.561	Lost in East Conf. Quarterfinals
2006-07	Tampa Bay	NHL	82	44	33	5	93	.567	Lost in East Conf. Quarterfinals
2007-08	Tampa Bay	NHL	82	31	42	9	71	.433	Did not qualify
2008-09	NY Rangers	NHL	21	12	7	2	26	.619	Lost in East Conf. Quarterfinals
2009-10	NY Rangers	NHL	82	38	33	11	87	.530	Did not qualify
2010-11	NY Rangers	NHL	82	44	33	5	93	.567	Lost in East Conf. Quarterfinals
2011-12	NY Rangers	NHL	82	51	24	7	109	.665	Lost in East Conf. Finals
2012-13	NY Rangers	NHL	48	26	18	4	56	.583	Lost in East Conf. Semifinals
2013-14	Vancouver	NHL	82	36	35	11	83	.506	Did not qualify
2015-16	Columbus	NHL	75	34	33	8	76	.507	Did not qualify
2016-17	Columbus	NHL	82	50	24	8	108	.659	Lost in East Conf. Quarterfinals
2017-18	Columbus	NHL	82	45	30	7	97	.591	Lost in East Conf. Quarterfinals
2018-19	Columbus	NHL	82	47	31	4	98	.598	Lost in East Conf. Semifinals
CBJ Totals			321	176	118	27	379	.590	
NHL Totals			1,257	622	493	142	1386	.551	
AHL Totals			160	77	64	19	173	.541	



COACHING STAFF



BRAD LARSEN

Assistant Coach

Brad Larsen joined the Columbus Blue Jackets as an assistant coach on June 16, 2014 after spending two seasons as head coach of the Springfield Falcons, the club's American Hockey League affiliate at the time.

Originally hired by the Falcons as an assistant coach prior to the 2010-11 season,

Larsen was promoted to head coach on May 21, 2012 and guided the club to a 92-45-15 record and a pair of Northeast Division titles in his two campaigns behind the bench. In his first year, he led Springfield to a 45-22-9 record (99 pts.), which represented a 21-point improvement over

the previous season. The Falcons posted the first 100-point campaign in franchise history in 2013-14, finishing with the AHL's third-best record at 47-23-6 (100 pts.).

Larsen enjoyed a 13-year playing career that saw him register 19 goals and 29 assists for 48 points and 134 penalty minutes in 294 NHL games with the Colorado Avalanche and Atlanta Thrashers. He also appeared in 384 career AHL contests before retiring at the end of the 2009-10 season.

Larsen was born on June 28, 1977 in Nakusp, British Columbia. He and his wife, Hannah, are the parents of a son, Ty, and daughter, Faith. The family resides in New Albany.



BRAD SHAW

Assistant Coach

Brad Shaw was named assistant coach of the Columbus Blue Jackets on June 17, 2016, joining the club after spending the previous 10 years with the St. Louis Blues. He served as an assistant coach from 2006-12 and associate coach from 2012-16. During his tenure in St. Louis, he helped the club to six appearances

in the Stanley Cup Playoffs in his final eight seasons, including each of the final five, and a berth in the Western Conference Final in 2015-16.

Shaw joined the Blues after serving as an assistant coach and interim head coach with the New York Islanders in 2005-06. He spent the previous three seasons as head coach of the Cincinnati Mighty Ducks, Anaheim's American Hockey League affiliate, leading the club to a pair of appearances in the Calder Cup Playoffs and a 44-31-4-1 record in 2004-05. He also served as an assistant coach with the Tampa Bay Lightning

(1999-00), head coach of the International Hockey League's Detroit Vipers (2000-01) and assistant coach with the AHL's Springfield Falcons (2001-02).

A defenseman, Shaw played 15 seasons in the NHL, IHL and AHL from 1984-99. Selected by the Detroit Red Wings in the fifth round, 86th overall, at the 1982 NHL Draft, he made his NHL debut in 1985-86 with the Hartford Whalers and went on to appear in 377 career games, registering 22 goals and 137 assists for 159 points and 208 penalty minutes with the Whalers, Ottawa Senators, Washington Capitals and Blues. He was named to the NHL All-Rookie Team with Hartford in 1989-90. During that time, he also spent two seasons as a player-assistant coach with the Detroit Vipers from 1995-97 and helped the club win the IHL's Turner Cup championship in 1996-97.

Shaw was born on April 28, 1964 in Cambridge, Ontario. He and his wife, Mary, are the parents of three children, Taylore, Brady, and Caroline.



KENNY McCUDDEN

Assistant Coach

Kenny McCudden joined the Columbus Blue Jackets coaching staff in June 2015 after spending 16 seasons as the skating and skills coach of the American Hockey League's Chicago Wolves.

McCudden originally joined the Wolves in 1994, spent three seasons with the club from

1994-97 and then returned prior to the 2002-03 season. He was a part of teams that qualified for the former International Hockey League Turner Cup Playoffs three times and the American Hockey League Calder Cup Playoffs on eight occasions. He helped the Wolves advance to the 2005 Calder Cup Final and capture the Calder Cup championship in 2008.

McCudden has worked with numerous NHL players and instructed at prospect camps for the Colorado Avalanche, St. Louis Blues and Atlanta

Thrashers, as well as the Ontario Hockey League's Sudbury Wolves and the Ontario Hockey Association. He was the skating and skills coach for the United States Women's National Team from 2011-14. His stint with Team USA included serving as a scout for the silver medal-winning squad at the 2014 Winter Olympics in Sochi, Russia.

The Chicago native was born on August 6, 1961. He has worked with thousands of youth and amateur players in the Chicago-area as operator and owner of Ice Company Hockey Schools since 1990. He began his career with the Chicago Blackhawks in 1979 as a 17-year-old stick boy and was the team's assistant equipment manager when he left the organization in 1985.

McCudden and his wife, Cathy, reside in Columbus.



MANNY LEGACE

Goaltending Coach

Manny Legace joined the Blue Jackets on July 5, 2018 after spending five seasons as the goaltending coach for the club's American Hockey League affiliates, the Cleveland Monsters and Springfield Falcons.

Legace, who was the Hartford Whalers' eighth round pick, 188th overall, at the

1993 NHL Draft, enjoyed an 18-year playing career that included 11 NHL seasons in which he compiled a 187-99-41 record with a 2.41 goals-against average (GAA), .912 save percentage (SV%) and 24 shutouts (SO) in 365 games with the Los Angeles Kings, Detroit Red Wings, St. Louis Blues and Carolina Hurricanes. He was a member of Detroit's 2002 Stanley Cup championship squad and represented St. Louis at the 2008 NHL All-Star Game.

The Toronto, Ontario native helped Canada win a silver medal at the 1994 Winter Olympic Games a year after being named the top goaltender and winning a gold medal at the 1993 IIHF World Junior Championships. He was an AHL All-Star and earned the Baz Bastien Award as the AHL's Top Goaltender in 1995-96 and was an Ontario Hockey League All-Star and the league's Goaltender of the Year with the Niagara Falls Thunder in 1992-93.

In addition to working with goaltenders in the Blue Jackets organization for several years, Legace has extensive teaching and coaching experience. He opened his first hockey school in 1996, served as goaltending coach for USHL's Muskegon Lumberjacks and has operated Legace Hockey Academy in southeast Michigan since 2012.



KEVIN COLLINS

Strength and Conditioning Coach

Kevin Collins was named strength and conditioning coach for the Columbus Blue Jackets on June 29, 2010.

Collins joined the Blue Jackets after spending the previous five seasons with the Buffalo Sabres organization as strength and conditioning/video coach. He spent

two seasons with the Portland Pirates (2008-10) and the previous three with the Rochester Americans (2005-08), the Sabres' American Hockey

League affiliates. He started his career as an intern for Sabres Strength and Conditioning Coach Doug McKenney in 2004-05.

A Detroit, Michigan native, Collins played four years of collegiate hockey at SUNY Brockport, where he graduated with degrees in Exercise Physiology and Business Management. He is certified through National Strength and Conditioning Association (NSCA) as a certified strength and conditioning specialist.

Collins was born April 11, 1982. He and his wife, Amanda, are the parents of daughters, Audrey and Karli, and reside in Blacklick.



DAN SINGLETON

Video Assistant Coach

Dan Singleton joined the Blue Jackets in September 2000 as video coordinator. He was named video assistant coach in June 2011. He came to Columbus after spending the previous six years as the video coordinator for the Michigan State University hockey team. He also served as a video coach for Team USA's Men's Ice Hockey Team that earned a bronze medal at the 2015 IIHF World

Championships in Prague, Czech Republic.

Born in Boulder, Colorado, he grew up in Ottawa, Ontario and attended McGill University in Montreal, earning a bachelor's degree in physical education in 1994. He then went to Michigan State, where he earned a master's degree in sports psychology in 1998.



COACHING STAFF



GREGORY CAMPBELL

Development Coach

Former Blue Jackets forward Gregory Campbell joined the organization's hockey operations department in 2017 as a development coach. In his role, Campbell works with young players throughout the organization, assisting with the development of prospects playing in the professional

minor leagues, including spending time throughout the season with the Cleveland Monsters, as well as various major junior leagues and college hockey.

Campbell recorded 71-116-187 and 696 penalty minutes in 803 career NHL games with the Blue Jackets, Boston Bruins and Florida Panthers

from 2003-16. The native of London, Ontario appeared in all 82 games with Columbus in 2015-16, registering 3-8-11 and 78 penalty minutes. He played five seasons with the Bruins from 2010-15, tallying 39-52-91 and 306 penalty minutes in 358 games with the club and helped Boston win the Stanley Cup in 2011 with 1-3-4 in 25 playoff games.

Florida's third round pick, 67th overall, at the 2002 NHL Draft, Campbell made his NHL debut with the Panthers in 2003-04 and notched 29-56-85 and 312 penalty minutes in 363 games over seven seasons. The forward notched 42-81-123 and 261 penalty minutes in 185 career Ontario Hockey League games with the Plymouth Whalers and Kitchener Rangers from 2000-03, helping the Rangers capture the CHL Memorial Cup in 2003.



JARKKO RUUTU

European Development Coach

Jarkko Ruutu joined the Columbus Blue Jackets in 2015 as the club's first European development coach. In his role, Ruutu primarily works with young players throughout the organization, assisting in the development of prospects playing in professional leagues and various major

junior leagues across Europe.

Ruutu tallied 58-84-142 and 1,078 penalty minutes in 652 career NHL games with the Vancouver Canucks, Pittsburgh Penguins, Ottawa Senators and Anaheim Ducks over a 10-year career. A native of Vantaa, Finland, he registered career highs in goals, assists (tied), points, games

played (tied) and penalty minutes with 12-14-26 and 144 penalty minutes in 82 games with Ottawa in 2009-10.

Vancouver's third pick, 68th overall, at the 1998 NHL Draft, Ruutu also posted 77-91-168 and 1,072 penalty minutes in 318 career games in Finland's Liiga with HIFK and Jokerit before finishing his playing career with EHC Biel-Bienne in the Swiss league in 2014-15. He represented Finland at the 2002, 2006 and 2010 Olympic Games as well as the 1998, 2001, 2005, 2006, 2007 and 2009 IIHF World Championships and 2004 World Cup of Hockey.

He and his wife, Sofia, are the parents of a daughter, Greta. The family resides in Helsinki, Finland.



JARED BOLL

Assistant Development Coach


Veteran Blue Jackets forward Jared Boll rejoined the organization as an assistant development coach prior to the 2018-19 season.

Boll, who spent two seasons with the Anaheim Ducks from 2016-18, retired following the 2017-18 campaign having

registered 28 goals and 38 assists for 66 points with 1,298 penalty minutes in 579 games during his 11-year NHL career. The 33-year-old spent nine seasons in Columbus, tallying 27-35-62 and 1,195 penalty minutes in 518 games from 2007-16. He is the club's all-time leader in penalty minutes and ranks fourth in games played.

Born in Charlotte, North Carolina and raised in Crystal Lake, Illinois, Boll was selected by the Blue Jackets in the fourth round, 101st overall, at the 2005 NHL Draft. After spending two seasons with the Ontario Hockey League's Plymouth Whalers from 2005-07, he made his NHL debut the following season and notched 5-5-10 and a career-high 226 penalty minutes in 75 games with the Jackets. He set a career high in points with 4-10-14 in 75 games in 2008-09 and scored a career-best seven goals and added five assists for 12 points in 73 contests in 2010-11.

Boll and his wife, Lauren are the parents of a daughter, Annie. The family resides in Dublin.



JIM CORSI

Goaltending Development Coach

Jim Corsi was named the club's goaltending development coach on Aug. 21, 2018 and works with the club's goaltending prospects throughout the system. He brings over 40 years of experience to the organization as a player, coach, manager and analyst. Prior to

spending the 2017-18 season as a coach at his alma mater, Concordia University, the Montreal, Quebec native served as goaltending coach for the St. Louis Blues from 2014-17.

He spent 16 seasons as the goaltending coach with the Buffalo Sabres, working with the organization's goaltenders and prospects throughout the system. During his tenure, Corsi helped develop Vezina Trophy

winners Ryan Miller (2009-10) and 2014 Hockey Hall of Fame goaltender Dominik Hasek (1998-99, 2000-01). He also has served as a coach for the Italian Men's and Canadian Women's National teams, along with professional European (Schwenningen HC, German League,) junior (OHL's St. Michael's Majors) and collegiate programs (Ottawa University, McGill University, Concordia University).

Corsi's playing career included stints with the NHL's Edmonton Oilers and the World Hockey Association's Quebec Nordiques. He also played internationally in Europe, Russia and China from 1980-92. He represented Italy numerous times in international competition, including the 1984 Winter Olympics and eight World Ice Hockey Championships (1981-83, 1985-87, 1989-90).



NIKLAS BACKSTROM

European Goaltending Coach

Former NHL netminder Niklas Backstrom joined the organization as European goaltending coach in July 2019.

Backstrom posted a 196-144-50 record with a 2.49 goals-against average (GAA), .914 save percentage (SV%) and 28 shutouts in 413 games over 10 seasons in the NHL with

the Minnesota Wild and Calgary Flames from 2006-16. He captured the William Jennings Trophy in his first year in 2006-07 after leading the league in GAA (1.97) and SV% (.929). He played in the 2009 NHL All-Star Game and led the league in wins in 2012-13 with 24.

Backstrom retired following the 2018-19 campaign after a 21-year

playing career across several leagues, including the NHL, SHL and Liiga. He captured Urpo Ylonen Award while with Karpat in 2003-04 and 2004-05 as the Liiga's best goaltender and was named the Finnish Player of the Year in 2004-05.

Born in Helsinki, Finland, Backstrom finished his playing career with HIFK and Tappara in the Liiga. He represented Finland in various international tournaments, including the 2010 Winter Olympics, 2005 and 2008 IIHF World Championships and 1998 IIHF World Junior Championships.

He and his wife, Heidi, are the parents of two children, Benjamin and Isabella. The family resides in Stockholm, Sweden.



DANIEL TJARNQVIST

European Prospects Strength and Conditioning Coach

Daniel Tjarnqvist joined the organization as European prospects strength and conditioning coach prior to the 2018-19 campaign.

Tjarnqvist retired in 2014-15 after a 20-year playing career across several leagues, including the NHL, SHL, KHL and DEL. The

defenseman was selected in the fourth round, 88th overall, by the Florida Panthers at the 1995 NHL Draft and tallied 18 goals and 72 assists for 90 points and 128 penalty minutes in 352 career NHL games with the Atlanta

Thrashers, Minnesota Wild, Edmonton Oilers and Colorado Avalanche from 2001-09.

Born in Umea, Sweden, Tjarnqvist finished his playing career with Kolner Haie in the German League from 2012-15 and also played in the KHL with Lokomotive in 2007-08 and 2009-11. He represented Sweden in various international tournaments, including the 2006 Winter Olympics, 2004 World Cup and 2000-04 IIHF World Championships.

He and his wife, Louise, are the parents of two sons, Jacob and Axel. The family resides in Stockholm, Sweden.



MEDICAL STAFF



JOSEPH RUANE, D.O.

Medical Director

Dr. Joseph Ruane is the medical director for the Columbus Blue Jackets and has been a member of the club's medical team since the inaugural 2000-01 season. He is the founder and medical director of the McConnell Spine, Sport and Joint Center and is a Clinical Assistant Professor of Sports Medicine at The Ohio State University College of Osteopathic Medicine. He is also the co-founder of the OhioHealth Sports Medicine Institute.

With his passion for athletics, Dr. Ruane's special interests include regenerative tissue therapies, soft-tissue pain syndromes, challenges of the aging population

and patient education. He has earned several awards for excellence in teaching and clinical service, and is published in peer-reviewed journals and texts. He also travels nationally, educating his peers in musculoskeletal medicine.

Dr. Ruane graduated from the Philadelphia College of Osteopathic Medicine and served his residency at Doctors Hospital in Columbus, where he was chief resident in Family Medicine. He completed a Fellowship in Sports Medicine with Horizon Orthopedic, the team physicians for MLB's Cleveland Indians.

To learn more about Dr. Ruane and his practice, visit www.spinesportandjointcenter.com.



GREG BELLISARI, M.D.

Team Physician

Dr. Greg Bellisari is a Board Certified orthopedic surgeon with fellowship training in Sports Medicine. A Florida native, he completed undergraduate training and medical school at The Ohio State University.

Dr. Bellisari went on to complete a fellowship training program in Sports Medicine at OrthoCarolina while caring for amateur, collegiate and professional athletes. He is

a former professional athlete who played in the NFL after playing college football at Ohio State.

As a medical professional, Dr. Bellisari has been involved in multiple youth and high school sports programs. He is a member of the OhioHealth Sports Medicine Institute and enjoys taking care of central Ohio athletes at all levels. He was nationally nominated as a "Best Doctor" in orthopedic sports medicine in 2017-18 and earned "teacher of the year" for his involvement in the orthopedic residency program.



JASON DAPORE, D.O.

Team Physician

Dr. Jason Dapore is a fellowship-trained sports medicine physician with special interests in musculoskeletal ultrasound, platelet rich plasma injection therapy, osteopathic manipulative therapies and sports performance. With his passion for sports and an active lifestyle, Dr. Dapore has dedicated his career to restoring patients—at all levels of activity—back to their fullest.

Dr. Dapore received his medical degree from the Ohio University College of Osteopathic Medicine. He served as Chief Resident for Doctors Hospital Family

Medicine program and completed his Primary Care Sports Medicine Fellowship at The Ohio State University.

Dr. Dapore was named to *Columbus Business First* Forty Under 40 Class of 2013. His practice is dedicated to comprehensive non-operative musculoskeletal care from acute injuries to chronic musculoskeletal pain. Dr. Dapore is a proud member of the OhioHealth Sports Medicine Institute.

To learn more about Dr. Dapore and his practice, visit www.spinesportandjointcenter.com or follow him on Twitter @jdapore.



MARK TRIFFON, M.D.

Team Physician

Dr. Mark Triffon specializes in fractures, pediatrics, sports medicine and shoulder, elbow and knee disorders. Along with providing care to the Columbus Blue Jackets, Dr. Triffon serves as head team physician for Rahal Letterman Racing and assists with care of the Columbus Crew SC and numerous local high schools.

Dr. Triffon earned his Doctorate Degree in Medicine from The Ohio State University, College of Medicine and Public Health.

He completed a residency in orthopedic surgery at the University of Southern California, Los Angeles, and a Fellowship in Sports Medicine at the Minneapolis Sports Medicine Center, Minneapolis, Minnesota.

Prior to his tenure as an assistant professor of orthopedic surgery at The Ohio State University, he was a clinical instructor of orthopedics and rehabilitation at Vanderbilt University. Dr. Triffon is a proud member of the OhioHealth Sports Medicine Institute.

To learn more about Dr. Triffon and his practice, visit www.ortho-ohio.com.

MEDICAL/ATHLETIC TRAINING STAFF



GREGORY A. REKOS, D.D.S., M.S.

Team Physician

Dr. Gregory Rekos graduated with honors from West Virginia University School of Dentistry. He completed his specialty training in Oral and Maxillofacial Surgery at The Ohio State University, where he also earned his master's degree. He is board certified by the American Board of Oral and Maxillofacial Surgeons.

Dr. Rekos practices the full scope of oral surgery

with a special interest in managing facial trauma, orthognathic surgery, as well as the removal of wisdom teeth and placement of dental implants.

As a former athlete, Dr. Rekos appreciates the injury potential in any sporting activity and has treated athletes of all ages and skill levels. His private practice is located in Dublin, Ohio. He maintains hospital privileges at both Dublin Methodist Hospital and Grant Medical Center.

To learn more about Dr. Rekos and his practice, visit www.omfso.com.



RICHARD SCHEETZ, D.D.S., M.S.

Team Physician

Dr Richard Scheetz, a native of Boardman, Ohio, is a board certified Oral and Maxillofacial Surgeon and has been a team physician during 16 of the club's 18 seasons. He has been voted the best Oral and Maxillofacial Surgeon by his peers in central Ohio in the most recent poll for dentists. He has given lectures to physicians and dentists locally, regionally, nationally and internationally on topics

relative to Oral and Maxillofacial (jaw and face) surgery.

Dr. Scheetz was a varsity wrestler at The University of Notre Dame and received his dental and Oral and Maxillofacial surgery training at The Ohio State University,

where he also earned a Master's Degree in Anatomy. Part of his training included serving as an honorary registrar in London, England at Westminster Hospital. He was a member of the Maxillofacial Trauma Team at Grant Medical Center for 15 years and has also treated athletes from professional basketball, football, lacrosse, and soccer. His practice primarily focuses on oral and facial reconstruction (orthognathic surgery), dental implants and wisdom teeth removal and he maintains hospital privileges at OhioHealth hospitals Grant Medical Center and Dublin Methodist Hospital.

To learn more about Dr Scheetz and his practice, visit www.omfso.com.

MEDICAL SUPPORT STAFF DENTISTRY:

Andy Gilbert, D.D.S., M.S.
Dante Colosimo, D.D.S.
Douglas Goff, D.D.S

NEUROPSYCHOLOGIST:

Robert Bornstein, PhD

OPHTHALMOLOGY:

Ken Cahill, M.D.
Greg Denaeyer, O.D.
Alice Epitropoulos, M.D.

Karl Pappa, M.D.

John Stechschulte, M.D.

TEAM PHYSICAL THERAPIST:

Ryan Goodman, MPT, OhioHealth



MIKE VOGT

Head Athletic Trainer

Mike Vogt joined the Columbus Blue Jackets as the head athletic trainer during the summer of 2008 after spending seven seasons with the Minnesota Wild as the club's assistant athletic trainer. He served as an athletic trainer for Team USA's Men's Ice Hockey Team that earned a bronze medal at the 2015 IIHF World Championships in Prague, Czech Republic.

During the lockout season of 2004-05, Vogt served as the head athletic trainer for the University of Minnesota's men's hockey team. Prior to joining the Wild, he served as the head athletic trainer/strength and conditioning coach for the WNBA's

Minnesota Lynx and the head athletic trainer/strength and conditioning coach for the two-time ABL Champion Columbus Quest. Vogt brings 25 years of amateur and professional sports medicine experience to the Blue Jackets.

A native of Canton, Ohio, Vogt earned his bachelor of science degree from The Ohio State University in 1994. He is also certified as a Certified Strength and Conditioning Specialist, earning that certificate in 1999. He is a member of the National Athletic Trainers' Association, Ohio's Athletic Trainers' Association, Professional Hockey Athletic Trainers society, and the National Strength and Conditioning Association.

He and his wife, Monica, reside in Upper Arlington with their son, Cole, and daughter, Olivia.



CHRIS STRICKLAND

Assistant Athletic Trainer

Chris Strickland joined the Columbus Blue Jackets as assistant athletic trainer in 2008 after spending the previous four years with the Colorado Rockies Baseball Club, where he was named the 2007 Colorado Rockies Player Developmental Man of the Year. His experience also includes five years in the NBA with the Minnesota Timberwolves, Cleveland Cavaliers and Dallas Mavericks, as well as serving as the head athletic trainer with the Saint Paul Saints Baseball Club for six years. Strickland has also worked with the Women's USA Hockey team in 2011 in Finland.

The native of Longview, Texas is a graduate of the University of North Texas, where

he received a degree in Kinesiology and Biology with an emphasis in Sports Medicine. He earned a master's of science degree in rehabilitative science from The California University of Pennsylvania in 2009. Strickland is also certified as a Corrective Exercises Specialist, and a Licensed Massage Therapist concentrating on Manual Therapy and Active Release Technique.

A nationally certified athletic trainer, Strickland is a member of the Professional Hockey Athletic Training Society (PHATS), GLATA, NATA and the Southwest Athletic Trainers' Association, and was active in the Professional Baseball Athletic Trainers' Society from 2004-08.

He and his wife, Zenia, are the parents of daughters, Azul, Genesis and Cielo, and son, Presley.

ATHLETIC TRAINING/EQUIPMENT STAFF



NATES GOTO

Assistant Athletic Trainer

Naoto "Nates" Goto joined the Columbus Blue Jackets as assistant athletic trainer in June 2012. Prior to joining the club, he spent seven seasons with the New York Islanders, including six as the assistant athletic trainer and one as the team's massage therapist.

He arrived in New York after serving as the head athletic trainer for the Niagara University men's ice hockey team from 1996-2005. During that time, he also worked with the Florida Panthers as an athletic trainer and was the head athletic trainer for the 2003 Men's NCAA Frozen Four Tournament held at HSBC Arena in Buffalo, New York. His

experience also includes stints at Siena College, Rensselaer Polytechnic Institute, the Arena Football League's Albany Firebirds, as well as at the 1992 USA Cup Hockey Tournament and the summer Empire State Games from 1991-96.

A member of the National Athletic Trainers' Association, Goto received a bachelor's degree in physical education from Nippon Sports Science University in Tokyo, Japan and a master's degree in physical education while completing the N.A.T.A. Approved Graduate Athletic Training Curriculum at Western Michigan University.

He is a NATA certified Athletic Trainer and Licensed Athletic Trainer in Ohio. Also he is Licensed Massage Therapist in New York and Ohio.



TIM LEROY

Equipment Manager

Tim LeRoy joined the Columbus Blue Jackets as equipment manager prior to the inaugural 2000-01 season and has over 30 years of experience in professional hockey. He came to Columbus after spending six years with the Florida Panthers, most recently as the club's

associate equipment manager.

The Kalamazoo, Michigan native began his career with the International Hockey League's Kalamazoo Wings as an assistant equipment manager from 1987-90. He then spent three years with the Kansas City Blades, San Jose's IHL affiliate, from 1990-93. Tim and his wife, Angie, are the parents of a son, Kolter, and reside in Westerville.



JAMIE HEALY

Assistant Equipment Manager

Jamie Healy has served as the assistant equipment manager for the Columbus Blue Jackets since prior to the inaugural 2000-01 season. He also served as an equipment manager for Team USA's Men's Ice Hockey Team that earned a bronze medal at the 2015 IIHF World Championships in Prague, Czech Republic.

Prior to coming to Columbus, Healy spent the 1999-00 season as equipment manager for the East Coast Hockey League champion Peoria Rivermen. The Kalamazoo, Michigan native has also served as the equipment manager for the Alexandria Warhogs (WPHL, 1998-99) and Kalamazoo Wings (IHL, 1993-95).

His family includes wife, Darlene, and sons, Garrett, and Brendan. The family resides in Columbus.



JASON STYPINSKI

Assistant Equipment Manager

Jason Stypinski joined the Blue Jackets as an equipment assistant prior to the 2005-06 season. Prior to joining the club, he served as a facilities director for the Chiller Ice Rinks and also worked Blue Jackets games as a locker

room attendant for visiting teams playing at Nationwide Arena.

Stypinski spent several years as an equipment manager in the ECHL, serving in that capacity for the Peoria Rivermen (2000-01), Jackson Bandits (1999-00), Columbus Chill (1996-99) and Jacksonville Lizard Kings (1995-96).

CLUB INFORMATION



HOCKEY IN THE CLASSROOM



BOOK JACKETS READING INCENTIVE PROGRAM Presented by College Advantage

The Book Jackets reading program is a literacy incentive initiative established by the team in 2000 using the excitement of Columbus Blue Jackets hockey to encourage students in grades K-8 to spend more time reading. The program is easy for teachers to implement and helps students to become all-star readers by tracking minutes read and providing great Blue Jackets incentives to reach reading goals.

POWER PLAY CHALLENGE Powered by PNC

The Blue Jackets Power Play Challenge is a FREE hockey-themed wellness curriculum designed to assist physical education teachers in the fight against childhood obesity. The program, offered at no cost to elementary schools, is centered around five CBJ-themed activities that students can complete during PE class focused on staying active and making healthy choices. Each school receives complimentary street hockey equipment, staff training and curriculum, student incentives, and a field trip to an OhioHealth Chiller location for ice skating along with a stick and ball for each student to keep to further encourage play at home.

STUDENT ACHIEVERS Powered by AEP

The Columbus Blue Jackets are proud to offer Student Achievers as a program that recognizes high performing and improved students for their academic accomplishments in grades K-12. Through Student Achievers, students that receive straight A's, or improve a full letter grade in one subject, over the course of a grading period are eligible to receive FREE Blue Jackets tickets.



FUTURE GOALS - HOCKEY SCHOLAR™ Powered by EVERFI

The NHL and the NHL Players Association have launched a North American education initiative, Future Goals - Hockey Scholar™. The online course is a unique tool that leverages the exciting game of hockey to teach science, technology, engineering and math (STEM) concepts to students in grades 4-8. This course, aligned to state science and math standards, also introduces students to STEM careers in hockey.

PARTNERS IN EDUCATION

Avondale Elementary, on the near west side of Columbus, is the Blue Jackets' official "Adopt-A-School" partner. This partnership includes beautification projects at the school by team staff and volunteers, Career Day presenters, guest speakers, and engaged Blue Jackets staffers that participate as pen pals with students. The students also visit Nationwide Arena for an annual party during which they meet their pen pals.

For more information about the Blue Jackets Community Education initiatives, visit BlueJackets.com/Education.



The Columbus Blue Jackets Foundation is dedicated to the health and wellness of children in central Ohio. The Foundation dedicates time, resources, and financial support to organizations making a difference in the areas of pediatric cancer, reading, fitness through play, and the growth and development of amateur hockey.

During the 2018-19 season, the Foundation announced a total of \$1.1 million awarded to local charitable and youth hockey organizations for the current grant cycle, the fourth year in a row the total has met or surpassed \$1,000,000. Since its inception in 2000, the Foundation has awarded over \$10.4 million to various nonprofit organizations throughout central Ohio.



FIGHT AGAINST PEDIATRIC CANCER

Through a variety of fundraisers, the team and Foundation have raised over \$2.75 million to help fund programs at local organizations supporting pediatric cancer patients and their families. The Foundation also works to ease the stress on pediatric cancer families by hosting them at games, providing opportunities to interact with players, and funding summer camps.

FITNESS THROUGH PLAY

The team and Foundation are committed to encouraging the use of proper safety equipment and teaching kids to take care of their bodies, primarily through the distribution of sport helmets. Each year, the Foundation and Nationwide Children's Hospital team up to distribute Blue Jackets-branded bike helmets to area youth visiting the hospital as a result of head traumas or as a preventive measure. The Foundation also supports playground building in an effort to provide children with safe places to exercise and interact.



GROWTH & DEVELOPMENT OF AMATEUR HOCKEY

With the help of Blue Jackets players, the Foundation has helped support youth hockey teams through sponsorships and clinics. Since 1995, the number of registered youth hockey players in the Columbus area has increased from 150 to over 3,600. In addition, through partnerships with Columbus Ice Hockey Club and YMCA, kids have the opportunity to learn street hockey through the Foundation's Skills & Drills program.



READING

In addition to keeping kids healthy through fitness, the Foundation is committed to their health and wellness through reading. In a partnership with Community Shelter Board and other local organizations, the Foundation provides books and educational resources to children in need. The Foundation also provides support for the Columbus Metropolitan Library's Yellow Apron Program to provide reading buddies for children visiting the library.

For more information about the Blue Jackets Foundation, visit BlueJackets.com/foundation.



COLUMBUS BLUE JACKETS FOUNDATION



FAN DEVELOPMENT

The Columbus Blue Jackets and the Columbus Blue Jackets Foundation are committed to the development of youth and amateur hockey. From street hockey initiatives to learn-to-play programs, our goal is to remove barriers of entry and introduce more families into the hockey community.

Through a variety of programming and events, the Columbus Blue Jackets Fan Development Department aims to introduce and encourage participation in the sport of hockey to as many people as possible, educate these new fans about the game and assist in the development of the hockey community at all levels. For more information, visit Bluejackets.com/youthhockey.



GET OUT AND LEARN! Powered by Performance Columbus

The Blue Jackets invite first-time participants, boys and girls ages 5 to 8, to try hockey for free through the Get Out And Learn! (GOAL!) program. These FREE hour-long clinics are held year-round at local rinks introducing the sport to 500+ kids each year. Participants receive their own CBJ-branded stick, jersey and knit gloves to keep.

BLUE JACKETS LEARN TO PLAY

Part of a National Hockey League-wide initiative in partnership with the National Hockey League Players' Association, the Blue Jackets Learn to Play program will provide first-time participants, between 5-8 years of age, free head-to-toe equipment, age appropriate instruction through USA Hockey and certified coaching, led by former Blue Jackets player Andrew Cassels, in a fun and safe atmosphere. This program is designed to reduce cost barriers associated with an introductory program, and serve as a next step for kids that can already skate on their own, but have not yet participated in any organized hockey programs.

STREET HOCKEY

Through partnerships with the YMCA of Central Ohio and city parks and recreation departments, the Blue Jackets have bolstered their street hockey offerings to include one-time community clinics, staff training, curriculum and equipment donation. These free, grassroots initiatives - CBJ Hockey To Go/ Summer Takeover-Presented by Huntington, Street Jackets and Skills & Drills - provide kids the opportunity to learn the basic skills of hockey while developing important life skills. All a kid needs to participate is a pair of sneakers.



HIGH SCHOOL HOCKEY

The Blue Jackets support the growth and awareness of high school hockey across Ohio. To support central Ohio high school hockey the Blue Jackets Cup is the regular season ending tournament for 40+ high school hockey teams playing in the Capital Hockey Conference and the Ohio Scholastic Hockey League. The Blue Jackets and Nationwide Arena, in partnership with the Ohio High School Athletic Association, host the OHSAA Championships every March along with the Senior All-Star Game. In addition, all OHSAA team jerseys are on permanent display at Nationwide Arena.



OHIO AAA BLUE JACKETS

The Ohio AAA Blue Jackets program was formed to create, develop, and maintain an elite hockey program in Ohio focused on player development that provides the training and environment for players to fully develop and enhance their skills. This program also aims to provide the elite player with the support necessary to succeed as a student-athlete, and also assist and promote player advancement to the junior and collegiate level. There are currently eight boys teams from squirt major to midget major level.



BLUE JACKETS MOBILE TOUR Presented by OhioHealth


The Blue Jackets Mobile Tour, presented by OhioHealth, features a 50' promotional truck that has been co-branded and customized to convert into a fully furnished lounge area where fans can gather at events across Ohio. The truck is equipped with a 22' retractable awning that comes off the side of the vehicle and covers the space that is appointed with custom flooring, couches, high-top tables and chairs, three 60" televisions and replica CBJ locker stalls. Additional attractions include a skee-puck game and video gaming consoles.

Throughout the year, Blue Jackets players, team personalities, staff and season ticket holders give their time, attention and care to give back to the community. For more information about the Blue Jackets in the community, visit bluejackets.com/community.



ANNUAL HOSPITAL VISIT

The Blue Jackets' visit to Nationwide Children's Hospital has become a long-standing tradition for the organization. On this day, all CBJ players visit children receiving various treatments. During this visit, the players provide each child with a Boich Courage Kit filled with CBJ toys.



HOCKEY FIGHTS CANCER

In conjunction with the National Hockey League's Hockey Fights Cancer initiatives, the Blue Jackets hold a variety of special activities throughout the selected month including hospital visits, hosting numerous cancer patients to home games and making donations to the cause. On one special game, the Blue Jackets also wear specially designed lavender jerseys during pregame warm-ups at Hockey Fights Cancer Night, presented by OhioHealth, to honor those who have battled and are currently battling cancer.



PLAYER DAY OF SERVICE Presented by Kroger

Each season, the Blue Jackets players spend a day off the ice helping serve the community at various non-profits like Mid-Ohio Foodbank, the Furniture Bank of Central Ohio and LifeCare Alliance.


TOY DRIVE

Through a joint partnership, the Blue Jackets support The Big 10TV Toy Drive to collect toys at an in-game toy drive for the Salvation Army's Christmas Cheer program, which makes holiday gifts possible for families in need.



BLOOD DRIVE

Each year the Columbus Blue Jackets team up with the American Red Cross during the month of September to help save lives through the "Hockey: It's In Your Blood!" blood drive campaign. This campaign includes a special drive at Nationwide Arena and several others throughout central Ohio.



RECYCLE THE GAME

In an effort to eliminate barriers to playing hockey, the Blue Jackets collect used equipment at the OhioHealth Chiller Ice Rinks to be sold at an annual Equipment Sale. In addition to being able to purchase equipment at affordable prices, proceeds from the sale are reinvested in the local youth hockey community.



MILITARY APPRECIATION

The Blue Jackets salute those who served or are currently serving in the nation's armed forces during the club's annual Military Appreciation Night, presented by Elk & Elk. As a way to show support and gratitude for all active and retired service members, the Blue Jackets wear specially designed camouflage-style jerseys during pregame warm-ups and provide over 1,000 tickets for service members to enjoy the game. In addition to this special evening, a member of our military is recognized at every home game.



OHIOHEALTH ICE HAUS



One outstanding feature that sets Nationwide Arena apart as a premier sports and entertainment facility is the OhioHealth Ice Haus, the club's official practice rink attached to the main arena. The Blue Jackets hold the distinction of being the first team in the National Hockey League to have its practice rink located at the same location where it plays its games. This unique configuration has since been used as a model for new NHL buildings.

The OhioHealth Ice Haus is a 63,000-square foot facility located on the west side of Nationwide Arena. It contains four separate team locker rooms and one officials' room. As the practice home of the Blue Jackets and the official home rink of the Ohio Junior Blue Jackets Tier 1 AAA hockey program and several Central Ohio high school teams, the OhioHealth Ice Haus features fixed seating for 750 people and an overall capacity of 1,500.

In addition, the facility is also used for youth hockey, figure skating, public skating and private rentals. During Blue Jackets games, fans may check out the action within the OhioHealth Ice Haus from the open viewing areas located on the main concourse and inside the arena's pub.

In addition to the OhioHealth Ice Haus in downtown Columbus, other facilities within the family of OhioHealth Chiller Ice Rinks include three suburban locations that each feature dual rinks – OhioHealth Chiller Dublin, OhioHealth Chiller Easton, and OhioHealth Chiller North. Outside of central Ohio, the Chiller Ice Rinks group operates NTPRD (National Trail Parks and Recreation District) Chiller in Springfield, Ohio, as well.

With demand for ice at unprecedented levels in Central Ohio, a third sheet of ice was recently opened at Chiller North. This expansion adds one regulation National Hockey League rink, four public locker rooms with shower facilities, as well as two larger private locker rooms that can serve as home base for area high school or travel hockey teams. The additional sheet of ice will provide approximately 80 weekly hours for high demand programming at the facility.

For additional information on any of the rinks, visit www.thechiller.com.



OhioHealth Ice Haus

200 W. Nationwide Blvd.
Columbus, OH 43215
(614) 246-3380

OhioHealth Chiller Dublin

7001 Dublin Park Dr.
Dublin, OH 43016
(614) 764-1000

OhioHealth Chiller Easton

3600 Chiller Lane
Columbus, OH 43219
(614) 475-7575

OhioHealth Chiller North

8144 Highfield Dr.
Lewis Center, OH 43035
(614) 549-0009

OhioHealth Chiller Ice Works

401 E. Wilson Bridge Rd.
Worthington, OH 43085
(614) 433-9600

NTPRD Chiller

301 West Main St.
Springfield, OH 45504
(937) 323-RINK (7465)

NATIONWIDE ARENA



In addition to being known as home of the Columbus Blue Jackets, Nationwide Arena is also the destination of choice by many of the nation's top-grossing touring acts. From U2 to The Rolling Stones, Eric Clapton to Foo Fighters and Taylor Swift to Billy Joel and Elton John, Nationwide Arena has hosted the world's best entertainers since opening its doors in September 2000.

Last season's concert schedule included a wide range of world-renowned acts like rock legends Phil Collins, Bob Seger and KISS; pop icons Cher and Justin Timberlake; and two electric sold-out shows from hometown favorites Twenty One Pilots.

In addition to these incredible concerts and the fast-paced action of the NHL, Nationwide Arena also hosts a wide variety of special events that include but are not limited to WWE, Cirque de Soleil, and Disney on Ice.

In March 2019, the arena welcomed the First and Second Rounds of the NCAA Division I Men's Basketball Tournament. The Arena Football League also returned in 2019, with the Columbus Destroyers re-establishing their place in the AFL.


High school hockey action is also another annual staple at Nationwide Arena as the Ohio High School Athletic Association (OHSAA) state ice hockey championships will be played in March for the 18th consecutive year.

As a multipurpose sports and entertainment venue, Nationwide Arena holds the distinction as the first NHL building to have the team's practice facility attached to the arena where the team plays its games. In addition to serving as the Blue Jackets official practice facility, the OhioHealth Ice Haus also offers hockey, public skating and is available for private rental. The OhioHealth Ice Haus serves as home of the AAA Ohio Blue Jackets hockey program and several central Ohio high school teams.

Nationwide Arena is the centerpiece of the Arena District, a 75-acre dynamic, mixed-use development located in the heart of downtown Columbus. This entertainment district features a variety of restaurants, premier office space, exciting entertainment venues, residential space and acres of parks and green space.

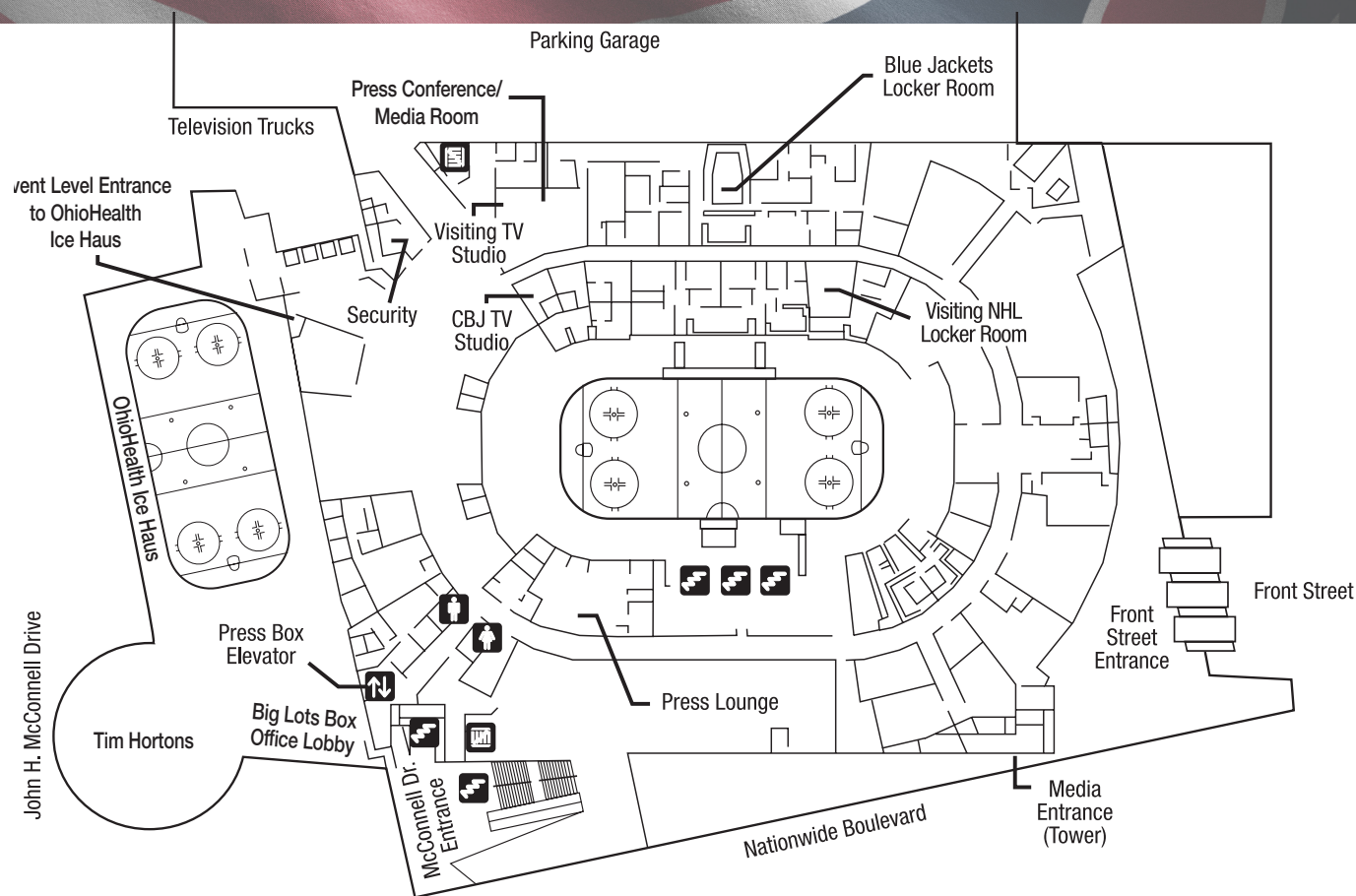
Together, the Arena District and Nationwide Arena provide a very inviting business and entertainment destination attracting residents, tenants and visitors from across the country. With its reputation as a "must play" venue for top touring acts, quality family entertainment and specialty sporting events, Nationwide Arena attracts an average of more than one million guests annually.

For more information on upcoming events, concerts, conventions and more hosted by Nationwide Arena, visit NationwideArena.com, "like" us at [Facebook.com/NationwideArenaColumbus](https://www.facebook.com/NationwideArenaColumbus), or follow along on Twitter (@NationwideArena) and Instagram (@NationwideArena).





ARENA MAP & DIRECTIONS



DIRECTIONS TO NATIONWIDE ARENA AND OHIOHEALTH ICE HAUS

Nationwide Arena is located at 200 West Nationwide Blvd. on the north side of downtown Columbus.

FROM NORTH (ON I-71)

South on I-71 to I-670 West. Exit at Neil Avenue. Turn left at intersection onto Neil Avenue. Proceed to the signed event parking entrances. -or- South on I-71 to I-670 West. Exit onto N. Third St. Turn right onto Chestnut Street. Proceed to the signed event parking entrances on Chestnut Street.

FROM NORTH (ON OH-315)

South on OH-315 to I-670 East. Exit at Neil Avenue. Turn right at intersection onto Neil Avenue. Turn left onto Nationwide Blvd. Proceed to the signed event parking entrances.

FROM SOUTH (ON I-71)

North on I-71. Exit at Front St. (#100A). Turn left at intersection onto Front Street. Proceed North on Front Street to signed event parking entrances near Front Street and Nationwide Blvd.

FROM EAST (ON I-70)

West on I-70. Get off at Downtown exit. Continue onto Mound Street to Front Street. Turn right onto Front Street. Proceed North on Front Street to signed event parking entrances near Front Street and Nationwide Blvd.

FROM EAST (ON I-670)

West on I-670. Exit at Neil Avenue. Turn left at intersection onto Neil Avenue. Proceed to the signed event parking entrances.

FROM WEST (ON I-70)

East on I-70 to I-670 East. Exit at Neil Avenue. Turn right at intersection onto Neil Avenue. Turn left onto Nationwide Blvd. Proceed to the signed event parking entrances. -or- East on I-70 to OH-315 North to I-670 East. Exit at Neil Avenue. Turn right at intersection onto Neil Avenue. Turn left onto Nationwide Blvd. Proceed to the signed event parking entrances.

FROM WEST (ON I-670)

East on I-670. Exit onto Neil Avenue. Turn right at intersection onto Neil Avenue. Turn left onto Nationwide Blvd. Proceed to the signed event parking entrances.




BLUE JACKETS ON FOX SPORTS OHIO

FOX Sports Ohio has been the television home of Blue Jackets hockey since the inaugural 2000-01 season and its Emmy-winning coverage will feature 80 regular season games during the 2019-20 season. The FOX Sports Ohio/Blue Jackets broadcast team features play-by-play announcer Jeff Rimer, color analyst Jody Shelley, contributor and host Jean-Luc Grand-Pierre, host Brian Giesenschlag and rink side reporter Dave Maetzold.

FOX Sports Ohio brings the excitement of the NHL to over 5.2 million homes across Ohio, as well as parts of Kentucky and West Virginia. The network will air 39 home games and 41 away contests during the 2019-20

campaign with NBC Sports Network set to televise the November 27th encounter against the Philadelphia Flyers and February 10 contest against the Tampa Bay Lightning live to a national audience from Nationwide Arena.

Throughout the season, live game night coverage on FOX Sports Ohio begins with *Blue Jackets Live*, a 30-minute pre-game show featuring highlights, player interviews and analysis. Coverage continues after the game with the post-game edition of *Blue Jackets Live*, presented by IGS Energy. The pre- and post-game shows will be hosted by Brian Giesenschlag and former CBJ defenseman Jean-Luc Grand-Pierre.



JEFF RIMER

Television Play-by-Play

Jeff Rimer is the play-by-play announcer for Columbus Blue Jackets hockey on FOX Sports Ohio and has enjoyed a broadcasting career that spans over four decades. He has spent the past 29 years calling play-by-play action on television for the Blue Jackets, Florida Panthers and Washington Capitals

and called his 2,000th NHL game on Mar. 11, 2017 at Buffalo.

The Toronto, Ontario native began his career with CFAC-Radio in Calgary and then spent over four years working for the Canadian Broadcast Company, including serving as the network's gymnastics commentator during the 1976 Summer Olympic Games in Montreal. He also served as the sports director at CFCF-Radio in Montreal for eight years during which time he hosted Montreal Canadiens pre- and post-game shows.

Rimer moved to the Baltimore-area in 1984 as game host for the

Capitals on Home Team Sports (HTS) and WDCA-TV and took over play-by-play duties in 1990. He also served as the sports director at WBAL-Radio in Baltimore, hosting pre- and post-game shows for Orioles baseball, co-hosted syndicated college basketball shows with Billy Packer and Maryland Head Coach Gary Williams and was a sideline reporter for Maryland Terrapins football. He was awarded a regional Emmy Award for his play-by-play work and won a United Press International National Broadcasting Award for his work at WBAL.

In 1993-94, Rimer was the play-by-play voice of the Capitals and the expansion Florida Panthers before taking over full-time in Florida the following season. He would spend 11 seasons with the Panthers before joining the Blue Jackets and FOX Sports Ohio prior to the 2005-06 campaign.

Rimer and his wife, Ferrel, are the parents of son, Josh, and daughter, Kylie. The couple has three grandchildren.



JODY SHELLEY

Television Analyst

Former Columbus Blue Jackets forward Jody Shelley rejoined the organization in August 2013 when he was named a broadcast associate and team ambassador. He began serving as the club's television color analyst on FOX Sports Ohio in 2014-15. In addition to his broadcast duties, the Columbus fan

favorite is also actively engaged in various business and community initiatives for the organization, including leading the organization's alumni group.

In addition to his duties on FOX Sports Ohio, Shelley is featured on Jackets TV on BlueJackets.com and co-hosts "The Inside Edge" with club radio play-by-play announcer Bob McElligott, a weekly radio show on the Blue Jackets Radio Network and flagship station Sports Radio 97.1 The Fan.

Shelley, who retired in 2013 after a career that spanned 16 years and over 600 NHL games, was signed by the Blue Jackets as a free agent on Jan. 31, 2001 and made his NHL debut with the club against the Pittsburgh Penguins on Feb. 17, 2001. He went on to appear in 380 games with the club, registering 11 goals and 18 assists for 29 points with 1,025 penalty minutes. He led the Blue Jackets in penalty minutes four times (2001-06) and owns the club record for penalty minutes in a season

with 249 PIM in 2002-03. Through the 2018-19 campaign, Shelley sits second on the club's all-time list in penalty minutes. He was also an active participant in the club's community initiatives through the Columbus Blue Jackets Foundation and received the team's Community Service Award for the 2006-07 season.

After leaving Columbus in January 2008, Shelley spent parts of three seasons with the San Jose Sharks. He then joined the New York Rangers during the 2009-10 season before spending his final three campaigns with the Philadelphia Flyers. He wrapped up his NHL career with 18-36-54 and 1,538 penalty minutes in 627 games. He also appeared in nine Stanley Cup Playoff games with San Jose and Philadelphia.

Prior to turning professional, he spent three seasons with the Halifax Mooseheads of the Quebec Major Junior Hockey League. He tallied 48-50-98 and 933 penalty minutes in 181 games from 1994-97 and had his number 25 retired by the club. He began the 1997-98 season at Dalhousie University before making his pro debut with the American Hockey League's Saint John Flames that same year.

Shelley was born on February 7, 1976 in Thompson, Manitoba and raised in Yarmouth, Nova Scotia. He and his wife, Mandy, are the parents of a son, Owen, and daughter, Evelyn. The family resides in Powell.



TELEVISION & RADIO



JEAN-LUC GRAND-PIERRE

Pre- and Post-Game TV Analyst

Original Blue Jacket Jean-Luc Grand-Pierre rejoined the organization as a studio analyst for the club's broadcast team on FOX Sports Ohio on September 3, 2019. He joins Brian Giesenschlag on Blue Jackets Live pre- and post-game shows and intermissions during games televised by the network.

Grand-Pierre, who has been a contributor on Blue Jackets radio broadcasts during the past three Stanley Cup Playoffs, was a member of the Blue Jackets' inaugural team in 2000-01. He appeared in 202 games with the club, registering four goals and 10 assists for 14 points with 239 penalty minutes between 2000-04. He tallied 7-13-20 and 311 penalty

minutes in 269 career NHL games with Columbus, Buffalo, Atlanta and Washington and went on to play professionally in Sweden, Finland and Germany before retiring in 2013.

A native of Montreal, Quebec, Grand-Pierre was a seventh-round pick of the St. Louis Blues in the 1995 NHL Draft. He played for Beauport and Val-d'Or in the Quebec Major Junior Hockey League before making his professional debut with the American Hockey League's Rochester Americans in 1997-98 and appearing in his first NHL game with the Sabres the following season. He was acquired by Columbus in a trade with Buffalo on June 23, 2000.

He and his wife, Jennifer, are the parents of a daughter, Darby, and son, Dennyn. The family resides in New Albany.

EL DORADO GAMING SCIOTO DOWNS BLUE JACKETS RADIO NETWORK

Fans can catch all the action of Blue Jackets hockey on the El Dorado Gaming Scioto Downs Blue Jackets Radio Network, which boasts 44 stations across Ohio and West Virginia. The network, with Bob McElligott calling the play-by-play action, will carry all games on flagship stations Sports Radio 97.1 The Fan (WBNS-FM) or CD 102.5FM (WWCD-FM). Fans can also access the radio broadcast via the team website (BlueJackets.com) and the mobile app.

Fans can also tune in via the Blue Jackets Radio Network affiliates – WATH- AM 970/FM 97.1 Athens/Nelsonville; WBLL- AM 1390/FM 106.9 Bellefontaine/Urbana; WING- AM 1410 Dayton; WJAW- FM 100.9 McConnelsville; WMOA- AM 1490 Marietta; WMRN- AM 1490 Marion; WLOH- AM 1320/FM 99.3 Lancaster/Logan; WEOL- AM 930 Elyria; WFIN-

AM 1330/FM 95.5 Findlay/Bowling Green; WBEX- AM 1490/FM 92.7 Chillicothe/Frankfort; WCHO- AM 1250 Washington Court House; WILE- AM 1270/FM 107.9 Cambridge/Zanesville; WNXT- AM 1260 Portsmouth/Wheelersburg; WMPO- AM 1390/FM 103.7 Middleport/Pomeroy; WMOH- AM 1450 Hamilton; WARF- AM 1350 Akron; WINT- AM 1330/FM 92.1 Willoughby/Ashtabula; WCIT- AM 940 Lima; WTCR- AM 1420 Huntington, WV; WIRO- AM 1230 Ironton; WWOW- AM 1360 Conneaut; WMOV- AM 1360/FM 93.5 Ravenswood/Ripley, WV; WDLR- AM 1550/FM 92.9 Delaware/Marysville; WKKI- FM 94.3 Celina; WFOB- AM 1430, WBVI- FM 96.7 Fostoria; WSRW- AM 1590/FM 101.5 Hillsboro/Wilmington; WSAI- AM 1360 Cincinnati, WNCO-AM 1340 Ashland/Mansfield and WBNS- FM 95.3 Kenton.



BOB McELIGOTT

Radio Play-by-Play

Bob McElligott joined the Columbus Blue Jackets broadcast team as radio broadcaster in August of 2009 and assumed play-by-play duties prior to the 2013-14 season. In addition to describing the action of all 82 regular season games, as well as playoff contests, Bob hosts #CBJin30, a podcast that airs throughout the season. The podcast can be found at bluejackets.com, the CBJ mobile app, iTunes, Google Play and Soundcloud. McElligott also teams up with TV color analyst Jody Shelley to bring you The Inside Edge at 7:00 p.m. Wednesday nights on 97.1 The Fan, flagship station of the Blue Jackets Radio Network. He also hosts features on Jackets TV, available at bluejackets.com and the CBJ mobile app.

Before moving to Columbus, McElligott spent ten seasons serving as the broadcaster for the Syracuse Crunch, the Blue Jackets' American Hockey League affiliate at the time. In addition to calling the action on radio and television for the Crunch, he produced a regular Crunch feature for the Blue Jackets Radio Network and called play-by-play action during

several Blue Jackets games as a fill in.

Beyond his work with the AHL club, the Somerset, Pennsylvania native has been the radio and television voice of the Syracuse Chiefs of the International Baseball League. McElligott has called football, basketball, hockey and lacrosse at both the collegiate and high school levels for Spectrum and ESPN3.com. He has also hosted talk shows and provided morning and afternoon sports updates at WSYR in Syracuse.

McElligott began his career in professional sports as the mascot for the Johnstown (PA) Chiefs of the ECHL. He later served as the radio voice of the team. McElligott has also called Single-A baseball in Kinston (NC), Wilmington (DE), Prince William (VA) and Salem (VA), all members of the Carolina League.

Outside of the Blue Jackets, McElligott helps as a consultant to students in the video production program at Bishop Hartley High School. He also works with students on internet broadcasts of Hartley football and baseball games.

He and his wife, Kathy, are the parents of sons, Matthew and Braden.

BOOM GOES THE CANNON

Nationwide is proud to make some noise for
the Columbus Blue Jackets.



CHAMPIONSHIP PARTNER

PLAYERS



ORGANIZATIONAL BREAKDOWN



DRAFT (RD/PICK)

2008	Cam Atkinson (6th/157th)
2009	David Savard (4th/94th)
2010	
2011	Boone Jenner (2nd/37th) Lukas Sedlak (6th/158th)
2012	Ryan Murray (1st/2nd) Joonas Korpisalo (3rd/62nd) Josh Anderson (4th/95th) Daniel Zaar (6th/152nd)
2013	Alexander Wennberg (1st/14th) Oliver Bjorkstrand (3rd/89th)
2014	Sonny Milano (1st/16th) Ryan Collins (2nd/47th) Elvis Merzlikins (3rd/76th)
2015	Zach Werenski (1st/8th) Gabriel Carlsson (1st/29th) Paul Bittner (2nd/38th) Kevin Stenlund (2nd/58th) Vladislav Gavrikov (6th/159th) Markus Nutivaara (7th/189th)
2016	Pierre-Luc Dubois (1st/3rd) Andrew Peeke (2nd/34th) Peter Thome (6th/155th) Calvin Thurkauf (7th/185th)
2017	Alexandre Texier (2nd/45th) Daniil Tarasov (3rd/86th) Emil Bemstrom (4th/117th) Kale Howarth (5th/148th) Carson Meyer (6th/179th) Robbie Stucker (7th/210th)
2018	Liam Foudy (1st/18th) Kirill Marchenko (2nd/49th) Marcus Karlberg (3rd/80th) Tim Berni (6th/159th) Veini Vehvilainen (6th/173rd) Trey Fix-Wolansky (7th/204th)
2019	Eric Hjorth (4th/104th) Dmitri Voronkov (4th/114th) Tyler Angle (7th/212th)

FREE AGENT (SIGNED)

2008	
2009	
2010	
2011	
2012	
2013	
2014	
2015	Markus Hannikainen (Apr. 20) * Dean Kukan (June 1) * Kole Sherwood (July 7) *
2016	Justin Scott (Apr. 15) *
2017	Matiss Kivlenieks (May 25) * Doyle Somerby (Aug. 22) * Maxime Fortier (Nov. 5) *
2018	Nathan Gerbe (Jan. 24) Eric Robinson (Mar. 26) * Riley Nash (July 1) Dillon Simpson (July 1) Adam Clendening (July 1) Michael Prapavessis (Sept. 27) *
2019	Jakob Lilja (June 15) * Gustav Nyquist (July 1) Marko Dano (Aug. 8)

TRADE/WAIVERS (TEAM/DATE)

2008	
2009	
2010	
2011	
2012	Nick Foligno (OTT/July 1) Brandon Dubinsky (NYR/July 23)
2013	
2014	
2015	
2016	Seth Jones (NSH/Jan. 6) Scott Harrington (TOR/June 25)
2017	Zac Dalpe (MIN/Feb. 27) ^
2018	Ryan MacInnis (July 18)
2019	

SUMMARY OF ACQUISITIONS

Players selected in NHL Draft:	38
Players acquired via trades:	5
Players signed as free agents:	15
Players acquired by waivers:	1

* Signed Entry Level Contract

^ Waivers



ORGANIZATIONAL ROSTER

Forwards	Ht.	Wt.	DOB	Birthplace	Shoots	'18-19 Club	League	GP	G	A	Pts.	+/-	PIM
77 Anderson, Josh	6-3	222	5-7-94	Burlington, Ontario	R	COLUMBUS	NHL	82	27	20	47	25	60
39 Angle, Tyler	5-10	172	9-30-00	Niagara Falls, Ontario	L	Windsor	OHL	58	20	24	44	-11	34
13 Atkinson, Cam	5-8	175	6-5-89	Riverside, Connecticut	R	COLUMBUS	NHL	80	41	28	69	3	20
52 Bemstrom, Emil	6-0	190	6-1-99	Nykoping, Sweden	R	Djurgardens IF	SHL	47	23	12	35	10	8
57 Bittner, Paul	6-4	206	11-4-96	Crookston, Minnesota	L	Cleveland	AHL	50	9	22	31	9	21
28 Bjorkstrand, Oliver	6-0	177	4-10-95	Herning, Denmark	R	COLUMBUS	NHL	77	23	13	36	8	8
29 Dalpe, Zac	6-2	197	11-1-89	Paris, Ontario	R	COLUMBUS	NHL	1	0	1	1	0	0
						Cleveland	AHL	55	33	22	55	17	43
56 Dano, Marko	5-11	201	11-30-94	Eisenstadt, Austria	L	Colorado	NHL	8	0	0	0	-1	7
						Manitoba	AHL	51	12	18	30	-6	75
17 Dubinsky, Brandon	6-2	208	4-29-86	Anchorage, Alaska	L	COLUMBUS	NHL	61	6	8	14	-16	36
18 Dubois, Pierre-Luc	6-3	218	6-24-98	Ste-Agathe-des-Monts, Quebec	L	COLUMBUS	NHL	82	27	34	61	16	64
64 Fix-Wolansky, Trey	5-7	178	5-26-99	Edmonton, Alberta	R	Edmonton	WHL	65	37	65	102	36	52
71 Foligno, Nick	6-0	208	10-31-87	Buffalo, New York	L	COLUMBUS	NHL	73	17	18	35	12	44
36 Fortier, Maxime	5-10	179	12-15-97	Montreal, Quebec	R	Cleveland	AHL	20	1	4	5	-2	2
						Jacksonville	ECHL	24	12	13	25	3	4
19 Foudy, Liam	6-2	182	2-4-00	Toronto, Ontario	L	London	OHL	62	36	32	68	39	32
24 Gerbe, Nathan	5-4	169	7-24-87	Oxford, Michigan	L	Cleveland	AHL	41	10	22	32	-1	40
37 Hannikainen, Markus	6-1	200	3-26-93	Helsinki, Finland	L	COLUMBUS	NHL	44	4	3	7	-5	2
47 Howarth, Kale	6-4	205	6-10-97	Red Deer, Alberta	L	Connecticut	H-East	32	5	6	11	-10	31
38 Jenner, Boone	6-2	208	6-15-93	Dorchester, Ontario	L	COLUMBUS	NHL	77	16	22	38	6	42
62 Karlberg, Marcus	5-7	165	1-23-00	Leksand, Sweden	R	Leksands IF	Allsvenskan	44	4	7	11	2	10
						Leksands IF J20 SuperElit		13	4	8	12	0	22
15 Lilja, Jakob	6-1	196	7-23-93	Malmo, Sweden	R	Djurgardens IF	SHL	52	12	25	37	3	18
49 MacInnis, Ryan	6-4	200	2-14-96	St. Louis, Missouri	L	Cleveland	AHL	71	4	20	24	2	39
Marchenko, Kirill	6-3	187	6-21-00	Barnaul, Russia	R	St. Petersburg	KHL	1	0	0	0	0	0
						Neva	VHL	23	2	1	3	-3	4
						1946 St. Petersburg	MHL	15	6	13	19	13	4
						Varyagi im.	MHL	5	2	2	4	1	4
86 Meyer, Carson	5-11	185	8-18-97	Powell, Ohio	R	Ohio St.	Big Ten	36	9	13	22	4	26
22 Milano, Sonny	6-0	194	5-12-96	Massapequa, New York	L	COLUMBUS	NHL	8	1	0	1	0	0
						Cleveland	AHL	27	11	13	24	-14	22
20 Nash, Riley	6-2	185	5-9-89	Consort, Alberta	R	COLUMBUS	NHL	78	3	9	12	-8	19
14 Nyquist, Gus	5-11	179	9-1-89	Halmstad, Sweden	L	DETROIT	NHL	62	16	33	49	0	8
						SAN JOSE	NHL	19	6	5	11	1	4
50 Robinson, Eric	6-2	197	6-14-95	Bellmawr, New Jersey	L	COLUMBUS	NHL	13	0	0	0	-4	0
						Cleveland	AHL	45	12	12	24	3	15
67 Scott, Justin	6-1	195	8-13-95	Burlington, Ontario	L	Cleveland	AHL	67	13	11	24	4	61
45 Sedlak, Lukas	6-0	205	2-25-93	Ceske Budejovice, Czech Republic	L	COLUMBUS	NHL	47	4	2	6	-5	10
88 Sherwood, Kole	6-1	212	1-22-97	New Albany, Ohio	R	COLUMBUS	NHL	2	0	0	0	0	0
						Cleveland	AHL	56	16	9	25	1	71
						Jacksonville	ECHL	3	1	0	1	2	4
11 Stenlund, Kevin	6-4	209	9-20-96	Huddinge, Sweden	R	COLUMBUS	NHL	4	0	0	0	0	4
						Cleveland	AHL	59	15	10	25	-17	12
42 Texier, Alexandre	6-1	192	9-13-99	Grenoble, France	L	KalPa	Liiga	55	14	27	41	-11	36
						COLUMBUS	NHL	2	1	0	1	3	0
						Cleveland	AHL	7	5	2	7	6	4
48 Thurkauf, Calvin	6-2	204	6-27-97	Zug, Switzerland	L	Cleveland	AHL	26	2	0	2	-4	24
Voronkov, Dmitri	6-3	183	9-10-00	Angarsk, Russia	L	Ak Bars Kazan	KHL	3	0	0	0	0	0
						Bars Kazan	VHL	50	7	7	14	-3	49
						Irbis Kzan	MHL	3	1	1	2	0	33
10 Wennberg, Alexander	6-2	197	9-22-94	Stockholm, Sweden	L	COLUMBUS	NHL	75	2	23	25	-1	12
63 Zaar, Daniel	5-11	177	4-24-94	Helsingborg, Sweden	R	Rogle BK	SHL	50	13	22	35	7	16

PRONUNCIATION GUIDE

Josh Anderson	AN-duhr-suhn
Cam Atkinson	AT-kihn-suhn
Emil Bemstrom	eh-MIHL BEHM-struhm
Oliver Bjorkstrand	bih-YOHRK-strand
Marko Dano	DA-noh
Brandon Dubinsky	doo-BIHN-skee
Pierre-Luc Dubois	PEE-aihr-LEWK doo-BWAH
Trey Fix-Wolansky	FIX-wuhl-AN-skee
Nick Foligno	foh-LEE-noh
Maxime Fortier	max-EEHM FOHR-tyay
Liam Foudy	FOO-dee
Nathan Gerbe	GUHR-bee
Markus Hannikainen	hah-nih-KIGH-nehn

Kale Howarth	HOW-wuhrth
Boone Jenner	JEH-nehr
Jakob Lilja	JAY-kuhb LIHL-yuh
Kirill Marchenko	MAHR-chehn-koh
Sonny Milano	mih-LA-noh
Gustav Nyquist	NIGH-qwhst
Lukas Sedlak	SED-lak
Kole Sherwood	SHUHR-wud
Kevin Stenlund	STEHN-luhnd
Calvin Thurkauf	TUHR-KAWF
Dmitri Voronkov	voh-rawn-KAHV
Alexander Wennberg	WEHN-buhrvg
Daniel Zaar	ZAHR

ORGANIZATIONAL ROSTER



Defense		Ht.	Wt.	DOB	Birthplace	Shoots	'18-19 Club	League	GP	G	A	Pts.	+/-	PIM
75	Berni, Tim	5-11	174	2-11-00	Mannedorf, Switzerland	L	ZSC Lions	Swiss-A	41	1	7	8	-11	8
							GC Kusnacht	Swiss-B	3	1	0	1	-1	0
53	Carlsson, Gabriel	6-5	192	1-2-97	Orebro, Sweden	L	COLUMBUS	NHL	1	0	0	0	-1	2
							Cleveland	AHL	67	2	10	12	1	14
6	Clendening, Adam	6-0	189	10-26-92	Niagara Falls, New York	R	COLUMBUS	NHL	4	0	0	0	1	0
							Cleveland	AHL	45	4	33	37	18	98
59	Collins, Ryan	6-5	213	5-6-96	Bloomington, Minnesota	R	Cleveland	AHL	60	3	6	9	-3	32
44	Gavrikov, Vladislav	6-3	213	11-21-95	Yaroslavl, Russia	L	St. Petersburg	KHL	60	5	10	15	48	10
4	Harrington, Scott	6-2	204	3-10-93	Kingston, Ontario	L	COLUMBUS	NHL	73	2	15	17	6	23
45	Hjorth, Eric	6-3	193	1-8-01	Gothenburg, Sweden	R	Linköping J20	SuperElit	1	0	0	0	-2	2
							Linköping J18	J18 Allsvenskan	3	3	3	6	5	0
3	Jones, Seth	6-4	209	10-3-94	Arlington, Texas	R	COLUMBUS	NHL	75	9	37	46	1	28
46	Kukan, Dean	6-2	192	7-8-93	Volketswil, Switzerland	L	COLUMBUS	NHL	25	0	5	5	6	6
							Cleveland	AHL	5	1	1	2	0	0
27	Murray, Ryan	6-1	206	9-27-93	Regina, Saskatchewan	L	COLUMBUS	NHL	56	1	28	29	20	10
65	Nutiivaara, Markus	6-1	187	6-6-94	Oulu, Finland	L	COLUMBUS	NHL	80	5	16	21	3	6
85	Prapavessis, Michael	6-1	183	1-7-96	Oakville, Ontario	L	Cleveland	AHL	26	1	5	6	-3	6
2	Peeke, Andrew	6-3	194	3-17-98	Parkland, Florida	R	Notre Dame	Big Ten	40	3	21	24	-2	24
58	Savard, David	6-2	229	10-22-90	St. Hyacinthe, Quebec	R	COLUMBUS	NHL	82	8	16	24	19	36
79	Simpson, Dillon	6-2	191	2-10-93	Edmonton, Alberta	L	Cleveland	AHL	75	3	14	17	-3	16
33	Somerby, Doyle	6-6	222	7-4-94	Marblehead, Massachusetts	L	Cleveland	AHL	66	8	12	20	15	37
78	Stucker, Robbie	6-4	180	9-30-98	St. Paul, Minnesota	R	Minnesota	Big Ten	21	0	3	3	2	6
8	Werenski, Zach	6-2	212	7-19-97	Grosse Pointe, Michigan	L	COLUMBUS	NHL	82	11	33	44	-12	18
Goaltenders		Ht.	Wt.	DOB	Birthplace	Catches	'18-19 Club	League	GP	MIN	W-L-OT/T	GAA	SV%	
80	Kivlenieks, Matiss	6-2	178	8-26-96	Riga, Latvia	L	Cleveland	AHL	14	711	4-4-1	3.71	.873	
							Kalamazoo	ECHL	8	420	5-3-0	2.71	.923	
70	Korpisalo, Joonas	6-3	191	4-28-94	Pori, Finland	L	COLUMBUS	NHL	27	1,361	10-7-3	2.95	.897	
90	Merzlikins, Elvis	6-3	181	4-13-96	Riga, Latvia	L	Lugano	Swiss-A	43	2,559	22-18-9	2.44	.921	
30	Tarasov, Daniil	6-4	181	3-27-99	Novokuznetsk, Russia	L	Salavat Yulaev	KHL	2	84	0-1-1	2.86	.917	
							Toros Neftekamsk	VHL	25	1,404	17-6-2	1.71	.928	
41	Thome, Peter	6-4	202	5-24-97	Minneapolis, Minnesota	L	North Dakota	NCHC	14	726	5-7-0	2.73	.880	
31	Vehvilainen, Veini	6-0	181	2-13-97	Jyväskylä, Finland	L	Kärpät	Liiga	38	2,290	25-8-5	1.58	.933	

PRONUNCIATION GUIDE

Tim Berni	TIHM buhrn-EE
Adam Clendening	klehn-DEHN-ihng
Vladislav Gavrikov	vla-dih-SLAV GAV-rih-kawv
Eric Hjorth	Johrth
Matiss Kivlenieks	ma-TEES kiv-LEN-icks
Joonas Korpisalo	YOH-nuhs kohr-pih-SAL-oh
Dean Kukan	KOO-kahn
Elvis Merzlikins	EHL-vihs muhrz-lih-kihns
Ryan Murray	MUHR-ree

Markus Nutivaara	noo-tih-VAH-ruh
Michael Prapavessis	prap-uh-VEHS-sihs
David Savard	suh-VAHRD
Doyle Somerby	DOIL SUH-muhr-bee
Daniil Tarasov	DAN-ihl TAIR-ah-sawv
Peter Thome	TOH-mee
Veini Vehvilainen	VEE-eh-nee veh-vih-LIE-nihn
Zach Werenski	wuh-REHN-skee

noo-tih-VAH-ruh	
prap-uh-VEHS-sihs	
suh-VAHRD	
DOIL SUH-muhr-bee	
DAN-ihl TAIR-ah-sawv	
TOH-mee	
VEE-eh-nee veh-vih-LIE-nihn	
wuh-REHN-skee	



JOSH ANDERSON

77

Position: RIGHT WING **Shot:** RIGHT
Birthplace: OAKVILLE, ONTARIO

Ht.: 6'3" **Wt.:** 222 **Born:** MAY 7, 1994
Resides: TORONTO, ONTARIO

SINGLE SEASON HIGHS

GP:	82, 2018-19
G:	27, 2018-19
A:	20, 2018-19
PTS:	47, 2018-19
+/-:	25, 2018-19
PIM:	89, 2016-17
PPG:	3, 2018-19
SHG:	2, 2018-19
GWG:	5 (2x), 2018-19
S:	230, 2018-19
S%:	14.3, 2016-17
TOI:	18:02, 2017-18
Hits:	214, 2018-19
BkS:	40 (2x), 2018-19
Multi-G GP:	2 (2x), 2018-19
Multi-A GP:	1 (3x), 2018-19
Multi-Pt GP:	7, 2018-19

GAME HIGHS

G:	2 (5x), Mar. 24, 2019 at VAN
A:	3, Mar. 12, 2019 vs. BOS
PTS:	4, Mar. 12, 2019 vs. BOS
PIM:	7 (5x), Dec. 31, 2018 vs. OTT
+/-:	4 (3x), Mar. 31, 2019 at BUF
S:	8, Feb. 14, 2018 at TOR
TOI:	22:48, Jan. 8, 2018 at TOR
Hits:	8 (2x), Nov. 1, 2018 at SJS
BkS:	4 (2x), Jan. 7, 2018 vs. FLA
G Streak:	3, Feb. 5-9, 2019 (3-1-4)
A Streak:	2 (4x), Jan. 13-15, 2019 (0-2-2)
Pt Streak:	5, Nov. 22- Dec. 1, 2017 (3-4-7)
GP Streak:	84, Apr. 5, 2018-current

PENALTY SHOTS - 1

Date	Opp.	Goalie (Result)
Nov. 11, 2017	at DET	Howard (No Goal)

CAREER HIGHLIGHTS

Multi-G GP:	5x, Mar. 24, 2019 at VAN (2-1-3)
Multi-A GP:	3x, Mar. 12, 2019 vs. BOS (1-3-4)
Multi-Pt GP:	15x, Mar. 24, 2019 at VAN (2-1-3)
3-PT GP:	4x, Mar. 24, 2019 at VAN (2-1-3)
4+ PT GP:	1x, Mar. 12, 2019 vs. BOS (1-3-4)
OTG	2x, Nov. 22, 2017 vs. CGY (2:02)

MILESTONES

1st GP:	Jan. 16, 2015 vs. NYR
1st G:	Jan. 9, 2016 vs. CAR
1st A:	Jan. 29, 2015 at FLA
100th GP:	Oct. 17, 2017 at WPG
200th GP:	Jan. 5, 2019 at FLA
100th Pt:	Mar. 9, 2019 vs. PIT (assist)

HAT TRICKS - 0

Date	Opp.	Goalie
------	------	--------

SHOOTOUTS

	G	S	S%	GDG
2018-19	0	0	0.0	0
CAREER	1	1	100.0	1



@joshanderson_77



joshanderson_77

VS. THE NHL

TEAM	GP	G	A	PTS	PIM
ANAHEIM	5	1	2	3	9
ARIZONA	6	2	1	3	6
BOSTON	9	2	7	9	13
BUFFALO	8	2	3	5	6
CALGARY	6	2	1	3	4
CAROLINA	14	4	1	5	4
CHICAGO	5	2	0	2	0
COLORADO	6	2	0	2	0
COLUMBUS	0	0	0	0	0
DALAS	6	1	0	1	9
DETROIT	7	3	1	4	4
EDMONTON	5	0	1	1	0
FLORIDA	9	5	2	7	6
LOS ANGELES	5	1	2	3	11
MINNESOTA	7	1	0	1	7
MONTREAL	8	4	3	7	4
NASHVILLE	7	1	2	3	6
NEW JERSEY	10	1	1	2	2
NY ISLANDERS	12	6	1	7	6
NY RANGERS	13	2	3	5	12
OTTAWA	9	3	2	5	11
PHILADELPHIA	11	1	1	2	15
PITTSBURGH	12	0	4	4	4
SAN JOSE	6	2	2	4	0
ST. LOUIS	5	2	1	3	10
TAMPA BAY	9	4	2	6	13
TORONTO	11	4	0	4	8
VANCOUVER	5	2	1	3	2
VEGAS	3	2	1	3	2
WASHINGTON	15	0	1	1	17
WINNPIEG	7	2	1	3	4
TOTAL:	241	64	47	111	195

CAREER RECORD

Year	Team	League	GP	TOI	G	A	PTS	+/-	PIM	PP	SH	GW	S	S%
2010-11	Burlington	SCTA	58	n/a	41	35	76	n/a	n/a	n/a	n/a	n/a	n/a	n/a
	Burlington	OJHL	4	n/a	0	2	2	n/a	0	0	0	0	n/a	n/a
2011-12	London	OHL	64	n/a	12	10	22	17	34	0	0	2	n/a	n/a
2012-13	London	OHL	68	n/a	23	26	49	10	77	5	2	4	n/a	n/a
2013-14	London	OHL	59	n/a	27	25	52	31	81	11	3	1	n/a	n/a
2014-15	Columbus	NHL	6	13:27	0	1	1	-1	2	0	0	0	10	0.0
	Springfield	AHL	52	n/a	7	10	17	1	76	1	1	1	79	8.9
2015-16	Columbus	NHL	12	10:42	1	3	4	0	2	0	0	0	11	9.1
	Lake Erie	AHL	58	n/a	18	21	39	14	108	2	2	3	140	15.0
2016-17	Columbus	NHL	78	12:01	17	12	29	12	89	0	0	3	119	14.3
2017-18	Columbus	NHL	63	18:02	19	11	30	-1	42	1	0	5	188	10.1
	Cleveland	AHL	1	n/a	0	0	0	-2	0	0	0	0	7	0.0
2018-19	Columbus	NHL	82	17:01	27	20	47	25	60	3	2	5	230	11.7
CBJ/NHL Totals			241	15:16	64	47	111	35	195	4	2	13	558	11.5
AHL Totals			111	...	25	31	56	15	184	3	3	4	226	11.1
OHL Totals			191	...	62	61	123	58	192	16	5	7

REGULAR SEASON

Year	Team	League	GP	TOI	G	A	PTS	+/-	PIM	PP	SH	GW	S	S%
2010-11	Burlington	SCTA	58	n/a	41	35	76	n/a	n/a	n/a	n/a	n/a	n/a	n/a
	Burlington	OJHL	4	n/a	0	2	2	n/a	0	0	0	0	n/a	n/a
2011-12	London	OHL	64	n/a	12	10	22	17	34	0	0	2	n/a	n/a
2012-13	London	OHL	68	n/a	23	26	49	10	77	5	2	4	n/a	n/a
2013-14	London	OHL	59	n/a	27	25	52	31	81	11	3	1	n/a	n/a
2014-15	Columbus	NHL	6	13:27	0	1	1	-1	2	0	0	0	10	0.0
	Springfield	AHL	52	n/a	7	10	17	1	76	1	1	1	79	8.9
2015-16	Columbus	NHL	12	10:42	1	3	4	0	2	0	0	0	11	9.1
	Lake Erie	AHL	58	n/a	18	21	39	14	108	2	2	3	140	15.0
2016-17	Columbus	NHL	78	12:01	17	12	29	12	89	0	0	3	119	14.3
2017-18	Columbus	NHL	63	18:02	19	11	30	-1	42	1	0	5	188	10.1
	Cleveland	AHL	1	n/a	0	0	0	-2	0	0	0	0	7	0.0
2018-19	Columbus	NHL	82	17:01	27	20	47	25	60	3	2	5	230	11.7
CBJ/NHL Totals			241	15:16	64	47	111	35	195	4	2	13	558	11.5
AHL Totals			111	...	25	31	56	15	184	3	3	4	226	11.1
OHL Totals			191	...	62	61	123	58	192	16	5	7

PLAYOFFS

Year	Team	League	GP	G	A	PTS	PIM
2010-11	Burlington	SCTA
	Burlington	OJHL	1	0	0	0	0
2011-12	London	OHL	19	2	3	5	4
2012-13	London	OHL	19	1	2	3	23
2013-14	London	OHL	9	5	4	9	14
2014-15	Columbus	NHL
	Springfield	AHL
2015-16	Columbus	NHL
	Lake Erie	AHL	15	7	5	12	24
2016-17	Columbus	NHL	5	1	1	2	2
2017-18	Columbus	NHL	6	1	2	3	21
	Cleveland	AHL
2018-19	Columbus	NHL	10	1	2	3	22
CBJ/NHL Totals			21	3	5	8	23
AHL Totals			15	7	5	12	45
OHL Totals			47	8	9	17	41

77 ANDERSON

2018-19 SEASON

- Set career highs in goals, assists, points and hits (214) with 27-20-47 while playing in all 82 contests
- Led the team with a +25 plus/minus rating, ranking sixth-T among NHL forwards in 2018-19 and second all-time among CBJ players
- Led the team in hits with 214, collecting hits in 76 of 80 games
- Registered 4-6-10 in eight contests from Mar. 9-24
- Set single-game career highs in assists and points (1-3-4) on Mar. 12 vs. Boston
- Recorded 7-5-12 and three game-winning goals in 13 games from Jan. 29-Feb. 23

CAREER HIGHLIGHTS

- Set then-career highs in goals, points and shots (188) with 19-11-30 in 2017-18, finishing tied for the lead on the club in game-winning goals (five) and fifth in goals
- Tallied 3-4-7 during a career-best five-game point streak from Nov. 22-Dec. 1, 2017
- Finished second on the Jackets in shooting percentage (14.3) and third in even strength goals (17) in 2016-17
- Posted his first career multi-goal/multi-point game with 2-1-3 on Nov. 4, 2016 vs. Montreal
- Collected 1-3-4 in 12 games with Columbus in 2015-16, including first career NHL goal on Jan. 9, 2016 vs. Carolina (Cam Ward)
- Finished second on Lake Erie (AHL) in goals, third in penalty minutes and plus/minus rating and fourth in points with 18-21-39, 108 penalty minutes and +14 in 58 games in 2015-16
- Notched 7-5-12 in 15 games to help Lake Erie capture the 2016 Calder Cup
- Suited up for Columbus and Springfield (AHL) in first professional season in 2014-15
- Made NHL debut on Jan. 16, 2015 vs. NY Rangers and posted first NHL point (assist) on Jan. 29, 2015 at Florida
- Tallied his first professional goal and added an assist for first multi-point game on Dec. 13, 2014 with Springfield at Norfolk (Ilya Bryzgalov)
- Made AHL debut with Springfield on Oct. 17, 2014 at Syracuse

AMATEUR CAREER

- Ranked fifth on London (OHL) in goals (27) and recorded career-high totals in goals and points (52) in 2013-14
- Recognized as the league's "hardest worker" by the OHL Western Conference Coaches Poll
- Won second-straight OHL title with Knights in 2012-13, finishing sixth on London in scoring and first-T in games played with 23-26-49 in 68 games
- Played his rookie season in the OHL with London in 2011-12, tallying five points in 19 playoff games to help the Knights capture the J. Ross Robertson Cup as OHL champions
- Finished second in the SCTA scoring race with 41-35-76 in 58 games played

INTERNATIONAL CAREER

- Represented Canada at the 2014 IIHF World Junior Championships

PERSONAL

- Nickname is "Andy"
- Started skating at 18 months old
- Would like Chris Hemsworth to play him in a movie about his life
- Favorite musical artist is Morgan Wallen and favorite actress is Jennifer Aniston
- One thing most people don't know about him is he won a Canadian national championship in baseball



CAREER TRANSACTIONS

- Signed a three-year contract with the Blue Jackets on Oct. 3, 2017
- Signed a three-year, entry level contract with the Jackets on Nov. 5, 2013
- Columbus' fourth round pick, 95th overall, at the 2012 NHL Draft



CAM ATKINSON

13

Position: RIGHT WING **Shot:** RIGHT **Ht.:** 5'8" **Wt.:** 175 **Born:** JUNE 5, 1989
Birthplace: RIVERSIDE, CONNECTICUT **Resides:** UPPER ARLINGTON, OHIO

SINGLE SEASON HIGHS

GP: 82, 2016-17
G: 41, 2018-19
A: 28, 2018-19
PTS: 69, 2018-19
+/-: 19, 2017-18
PIM: 22 (3x), 2016-17
PPG: 10, 2016-17
SHG: 4, 2018-19
GWG: 9, 2016-17
S: 295, 2018-19
S%: 14.6, 2016-17
TOI: 19:23, 2018-19
Hits: 55 (2x), 2014-15
BkS: 40, 2015-16
Multi-G GP: 8, 2018-19
Multi-A GP: 3 (2x), 2017-18
Multi-Pt GP: 19, 2018-19

GAME HIGHS

G: 3 (6x), Dec. 4, 2018 vs. CGY
A: 4, Nov. 12, 2016 vs. STL
PTS: 4 (3x), Nov. 17, 2018 at CAR
PIM: 6, Dec. 16, 2013 vs. WPG
+/-: 5, Dec. 31, 2018 vs. OTT
S: 9 (2x), Nov. 8, 2014 vs. TBL
TOI: 24:35, Dec. 15, 2018 vs. ANA
Hits: 5, Dec. 13, 2014 vs. PIT
BkS: 4 (2x), Dec. 8, 2015 vs. LAK
G Streak: 7, Nov. 10-24, 2018 (9-4-13)
A Streak: 4, Nov. 15-19, 2018 (6-4-10)
Pt Streak: 12, Nov. 10-Dec. 6, 2018 (13-7-20)
GP Streak: 157, Oct. 22, 2015-Apr. 9, 2017

PENALTY SHOTS - 3

Date	Opp.	Goalie (Result)
Oct. 22, 2016	at DAL	Lehtonen (No Goal)
Dec. 20, 2018	vs. NJD	Blackwood (Goal)
Mar. 30, 2019	at NSH	Saros (No Goal)

CAREER HIGHLIGHTS

Multi-G GP: 29x, Mar. 30, 2019 at NSH (2-0-2)
Multi-A GP: 13x, Dec. 31, 2018 vs. OTT (1-2-3)
Multi-Pt GP: 70x, Mar. 30, 2019 at NSH (2-0-2)
3-Pt GP: 12x, Dec. 31, 2018 vs. OTT (1-2-3)
4+ Pt GP: 3x, Nov. 17, 2018 at CAR (3-1-4)
OTG: 5x, Mar. 19, 2018 at BOS (2:55)

MILESTONES

1st GP: Oct. 7, 2011 vs. NSH
1st G: Oct. 10, 2011 vs. VAN
1st A: Feb. 26, 2012 at PIT
100th GP: Dec. 27, 2013 at NJD
200th GP: Mar. 3, 2015 vs. WSH
300th GP: Apr. 9, 2016 vs. CHI
400th GP: Nov. 22, 2017 vs. CGY
500th GP: Feb. 12, 2019 vs. WSH
100th G: Dec. 20, 2016 vs. LAK
100th A: Jan. 17, 2017 vs. CAR
100th Pt: Mar. 13, 2015 vs. EDM (goal)
200th Pt: Dec. 23, 2016 vs. MTL (assist)
300th Pt: Dec. 1, 2018 at NYI (assist)

HAT TRICKS - 6

Date	Opp.	Goalie
Apr. 5, 2012	at COL	Varlamov (2, EN)
Mar. 27, 2015	at CHI	Crawford (2, EN)
Jan. 25, 2016	vs. MTL	Condon (3)
Mar. 15, 2018	at PHI	Mrazek (2, EN)
Nov. 17, 2018	at CAR	Darling (3)
Dec. 4, 2018	vs. CGY	Rittich (1), Smith (2)

SHOOTOUTS

	G	S	S%	GDG
2018-19	2	3	66.7	1
CAREER	15	39	38.5	8



@CamAtkinson13



camatkinson13

VS. THE NHL

TEAM	GP	G	A	PTS	PIM
ANAHEIM	14	0	4	4	2
ARIZONA	15	2	6	8	2
BOSTON	17	2	3	5	4
BUFFALO	17	7	7	14	0
CALGARY	15	3	7	10	4
CAROLINA	25	6	10	16	8
CHICAGO	16	5	5	10	4
COLORADO	16	7	3	10	0
COLUMBUS	0	0	0	0	0
DALAS	12	4	4	8	2
DETROIT	24	13	8	21	16
EDMONTON	16	7	3	10	8
FLORIDA	17	8	7	15	12
LOS ANGELES	13	5	2	7	0
MINNESOTA	14	6	2	8	4
MONTREAL	18	6	5	11	2
NASHVILLE	16	3	4	7	4
NEW JERSEY	25	10	7	17	2
NY ISLANDERS	25	14	12	26	10
NY RANGERS	24	10	5	15	0
OTTAWA	17	10	7	17	6
PHILADELPHIA	26	13	3	16	10
PITTSBURGH	25	9	3	12	8
SAN JOSE	14	3	5	8	0
ST. LOUIS	18	5	11	16	6
TAMPA BAY	16	1	2	3	4
TORONTO	17	5	6	11	4
VANCOUVER	16	5	5	10	2
VEGAS	3	2	1	3	0
WASHINGTON	25	10	7	17	6
WINNPIEG	11	5	2	7	6
TOTAL:	527	186	156	342	136

CAREER RECORD

Year	Team	League	GP	TOI	G	A	PTS	+/-	PIM	PP	SH	GW	S	S%
2008-09	Boston College	H-EAST	36	n/a	7	12	19	-5	28	3	1	2	85	8.2
2009-10	Boston College	H-EAST	42	n/a	30	23	53	26	30	11	2	2	170	17.6
2010-11	Boston College	H-EAST	39	n/a	31	21	52	21	28	8	4	5	177	17.5
	Springfield	AHL	5	n/a	3	2	5	2	0	1	0	1	14	21.4
2011-12	Columbus	NHL	27	15:23	7	7	14	1	14	1	0	0	66	10.6
	Springfield	AHL	51	n/a	29	15	44	5	31	13	2	4	172	16.9
2012-13	Columbus	NHL	35	15:35	9	9	18	9	4	1	0	1	91	9.9
	Springfield	NHL	33	n/a	17	21	38	7	14	6	1	5	115	14.8
2013-14	Columbus	NHL	79	15:47	21	19	40	-4	18	4	1	5	216	9.7
2014-15	Columbus	NHL	78	16:59	22	18	40	-2	22	7	1	7	212	10.4
2015-16	Columbus	NHL	81	17:48	27	26	53	-8	22	4	2	3	226	11.9
2016-17	Columbus	NHL	82	18:05	35	27	62	13	22	10	3	9	240	14.6
2017-18	Columbus	NHL	65	18:54	24	22	46	19	14	3	1	5	231	10.4
2018-19	Columbus	NHL	80	19:23	41	28	69	3	20	8	4	8	295	13.9
CBJ/NHL Totals			527	17:32	186	156	342	31	136	38	12	38	1,577	11.8
AHL Totals			89	...	49	38	87	14	45	20	3	10	301	16.3
NCAA Totals			117	...	68	56	124	42	86	22	7	9	432	15.7

REGULAR SEASON

Year	Team	League	GP	TOI	G	A	PTS	+/-	PIM	PP	SH	GW	S	S%
2008-09	Boston College	H-EAST	36	n/a	7	12	19	-5	28	3	1	2	85	8.2
2009-10	Boston College	H-EAST	42	n/a	30	23	53	26	30	11	2	2	170	17.6
2010-11	Boston College	H-EAST	39	n/a	31	21	52	21	28	8	4	5	177	17.5
	Springfield	AHL	5	n/a	3	2	5	2	0	1	0	1	14	21.4
2011-12	Columbus	NHL	27	15:23	7	7	14	1	14	1	0	0	66	10.6
	Springfield	AHL	51	n/a	29	15	44	5	31	13	2	4	172	16.9
2012-13	Columbus	NHL	35	15:35	9	9	18	9	4	1	0	1	91	9.9
	Springfield	NHL	33	n/a	17	21	38	7	14	6	1	5	115	14.8
2013-14	Columbus	NHL	79	15:47	21	19	40	-4	18	4	1	5	216	9.7
2014-15	Columbus	NHL	78	16:59	22	18	40	-2	22	7	1	7	212	10.4
2015-16	Columbus	NHL	81	17:48	27	26	53	-8	22	4	2	3	226	11.9
2016-17	Columbus	NHL	82	18:05	35	27	62	13	22	10	3	9	240	14.6
2017-18	Columbus	NHL	65	18:54	24	22	46	19	14	3	1	5	231	10.4
2018-19	Columbus	NHL	80	19:23	41	28	69	3	20	8	4	8	295	13.9
CBJ/NHL Totals			527	17:32	186	156	342	31	136	38	12	38	1,577	11.8
AHL Totals			89	...	49	38	87	14	45	20	3	10	301	16.3
NCAA Totals			117	...	68	56	124	42	86	22	7	9	432	15.7

PLAYOFFS

Year	Team	League	GP	G	A	PTS	PIM
2008-09	Boston College	H-EAST
2009-10	Boston College	H-EAST
2010-11	Boston College	H-EAST
	Springfield	AHL
2011-12	Columbus	NHL
	Springfield	AHL
2012-13	Columbus	NHL	6	1	2	3	0
	Springfield	NHL
2013-14	Columbus	NHL
2014-15	Columbus	NHL
2015-16	Columbus	NHL
2016-17	Columbus	NHL	5	2	1	3	0
2017-18	Columbus	NHL	6	2	2	4	2
2018-19	Columbus	NHL	10	2	6	8	4
CBJ/NHL Totals			27	7	11	18	6
AHL Totals		
NCAA Totals		

13 ATKINSON

2018-19 SEASON

- Set career highs in goals, assists and points and ice time with 41-28-69 and 19:23 TOI/game in 80 outings
- Led the team and finished sixth-T in the NHL in goals, tying Rick Nash's single season record (2003-04)
- Registered a shot on goal in all but one game (Mar. 2 vs. Edmonton)
- Became the third player in CBJ history to skate in 500 career games with the franchise on Feb. 12 vs. Washington
- Played in his second All-Star Game on Jan. 26 in San Jose
- Became second player in CBJ history to record 20 goals in six-straight seasons (Rick Nash) with first career penalty shot goal on Dec. 20 vs. New Jersey (Mackenzie Blackwood)
- Registered a career-best 12-game point streak, the second-longest in franchise history (13, Ryan Johansen), from Nov. 10-Dec. 6 (13-7-20)
- Tied the franchise mark with goals in an NHL season-best seven-straight games (9 G) from Nov. 10-24 (Geoff Sanderson, 8 goals from Nov. 5-17, 2002)

CAREER HIGHLIGHTS

- Finished second on CBJ in goals (24, tied) in 2017-18
- Had 9-9-18 in 16 March games, finishing with second-most points (tied) in a single month in club history (Panarin, 25 in March 2018)
- Led Columbus in points for the second consecutive season in 2016-17, setting then-career highs in goals (35), assists (27) and points (62) and finished eighth-T in the NHL in goals
- Tallied 121st career goal on Apr. 9, 2017 at Toronto to move into second place all-time on the Jackets' goals list
- Set then-career highs in goals (27), assists (26), points (53), shorthanded goals (2), shots (226), TOI/game (17:47) and games played (81) in 2015-16
- Tallied 22-18-40 in 78 games with Columbus in 2014-15
- Recorded 21 goals and 40 points in 79 games and ranked second on the club in shots (216), third in goals and first-T in game-winning goals (5) in 2013-14
- Became the third rookie in franchise history to record a hat trick with three goals on Apr. 5, 2012 at Colorado (Semyon Varlamov-2, empty net-1)
- Scored the game-deciding shootout goal on Mar. 18, 2012 at Calgary on the first shootout attempt of his NHL career
- Finished the 2011-12 season ranked fourth in the AHL in power play goals (13) and 11th in goals (29) and led Springfield (AHL) in goals, power play goals and shorthanded goals (2, tied), while ranking third in points (44)

AMATEUR CAREER

- Played three seasons at Boston College from 2008-11, finishing with 68-56-124 in 117 games
- Led Hockey East in goals and points and was second in the nation in goals in 2010-11 with 31-21-52 in 39 games
- Was a finalist for the Hobey Baker Award, named Hockey East First-Team All-Star and Hockey East Tournament MVP in 2010-11
- Led the nation in goals (30), ranked third-T in points (53) and was sixth-T in power play goals (11), while helping Boston College win the NCAA Championship (scored two goals in the championship game) in 2009-10
- Was named the NCAA Northeast Regional Most Outstanding Player and selected for the NCAA All-Tournament Team in 2009-10
- His first collegiate goal was the game-winning goal on Oct. 10, 2008 vs. Wisconsin during his freshman season

INTERNATIONAL CAREER

- Represented the United States at the 2012 and 2018 IIHF World Championships
- Finished third among all skaters in the 2018 tournament in goals and sixth-T in points with 7-4-11 in 10 contests and was named one of the USA's top three players after helping the country capture bronze



PERSONAL

- Nickname is "Atki"
- His hockey idol growing up was Martin St. Louis
- His first concert was Eminem and his favorite musical artist is Drake
- The talent he'd most like to have is to be a scratch golfer
- Started The Force Network Fund in 2015 to raise funds for military and first responder charitable organizations

CAREER TRANSACTIONS

- Signed a six-year contract extension with the Jackets on Nov. 17, 2017
- Signed a three-year contract extension with Columbus on Mar. 2, 2015
- Signed a two-year contract extension with the Jackets on Apr. 26, 2013
- Signed a two-year, entry level contract with Columbus on Mar. 27, 2011
- The Blue Jackets' sixth round pick, 157th overall, at the 2008 NHL Draft



OLIVER BJORKSTRAND

28

Position: RIGHT WING **Shot:** RIGHT
Birthplace: HERNING, DENMARK

Ht.: 6'0" **Wt.:** 177 **Born:** APRIL 10, 1995
Resides: HERNING, DENMARK

SINGLE SEASON HIGHS

GP:	82, 2017-18
G:	23, 2018-19
A:	29, 2017-18
PTS:	40, 2017-18
+/-:	8, 2018-19
PIM:	9, 2017-18
PPG:	3 (2x), 2018-19
SHG:	0
GWG:	2 (2x), 2017-18
S:	163, 2017-18
S%:	16.0, 2015-16
TOI:	15:59, 2015-16
Hits:	64, 2017-18
BkS:	43, 2017-18
Multi-G GP:	2, 2017-18
Multi-A GP:	3, 2017-18
Multi-Pt GP:	8, 2017-18

GAME HIGHS

G:	2 (4x), Mar. 28, 2019 vs. MTL
A:	3, Dec. 14, 2017 vs. NYI
PTS:	3 (2x), Apr. 6, 2019 at OTT
PIM:	5, Oct. 30, 2017 vs. BOS
+/-:	3 (4x), Apr. 6, 2019 at OTT
S:	8, Feb. 16, 2018 vs. PHI
TOI:	20:32, Mar. 2, 2018 at ANA
Hits:	3 (4x), Nov. 17, 2018 at CAR
BkS:	3 (6x), Mar. 21, 2019 at EDM
G Streak:	6, Mar. 24-Apr. 2, 2019 (7-0-7)
A Streak:	3 (3x), Feb. 10-14, 2018 (2-3-5)
Pt Streak:	6, Mar. 24-Apr. 2, 2019 (7-0-7)
GP Streak:	100, Apr. 4, 2017-Nov. 4, 2018

PENALTY SHOTS - 0

Date	Opp.	Goalie (Result)
------	------	-----------------

CAREER HIGHLIGHTS

Multi-G GP:	4x, Mar. 28, 2019 vs. MTL (2-0-2)
Multi-A GP:	6x, Apr. 6, 2019 at OTT (1-2-3)
Multi-Pt GP:	16x, Apr. 6, 2019 at OTT (1-2-3)
3-Pt GP:	2x, Apr. 6, 2019 at OTT (1-2-3)
4+ Pt GP:	0
OTG:	0

MILESTONES

1st GP:	Mar. 17, 2016 vs. DET
1st G:	Mar. 19, 2016 vs. NJD
1st A:	Mar. 24, 2016 vs. CAR
100th GP:	Feb. 24, 2018 vs. CHI

HAT TRICKS - 0

Date	Opp.	Goalie
------	------	--------

SHOOTOUTS

	G	S	S%	GDG
2018-19	0	1	0.0	0
CAREER	1	7	14.3	0



@OBjorkstrand



oliverbjorkstrand

VS. THE NHL

TEAM	GP	G	A	PTS	PIM
ANAHEIM	4	0	2	2	0
ARIZONA	4	0	0	0	0
BOSTON	7	1	0	1	5
BUFFALO	9	3	2	5	0
CALGARY	4	1	2	3	0
CAROLINA	10	2	3	5	0
CHICAGO	5	0	1	1	0
COLORADO	4	1	0	1	0
COLUMBUS	0	0	0	0	0
DALLAS	3	2	0	2	0
DETROIT	7	0	3	3	2
EDMONTON	4	1	1	2	0
FLORIDA	7	2	0	2	0
LOS ANGELES	4	1	1	2	2
MINNESOTA	5	0	1	1	0
MONTREAL	7	3	0	3	2
NASHVILLE	6	2	0	2	0
NEW JERSEY	13	6	4	10	0
NY ISLANDERS	12	3	7	10	2
NY RANGERS	10	2	6	8	2
OTTAWA	7	2	4	6	0
PHILADELPHIA	11	2	4	6	0
PITTSBURGH	9	2	1	3	0
SAN JOSE	5	0	2	2	4
ST LOUIS	4	1	2	3	0
TAMPA BAY	6	1	1	2	0
TORONTO	8	2	2	4	0
VANCOUVER	4	2	0	2	4
VEGAS	4	0	1	1	0
WASHINGTON	9	1	1	2	0
WINNIPEG	5	1	2	3	0
TOTAL:	197	44	53	97	23

CAREER RECORD

Year	Team	League	GP	TOI	G	A	PTS	+/-	PIM	PP	SH	GW	S	S%
2011-12	Herning	Denmark	36	n/a	13	13	26	n/a	10	n/a	n/a	4	n/a	n/a
2012-13	Portland	WHL	65	n/a	31	32	63	38	10	9	0	7	n/a	n/a
2013-14	Portland	WHL	69	n/a	50	59	109	44	36	17	4	10	n/a	n/a
2014-15	Portland	WHL	59	n/a	63	55	118	60	35	10	8	10	n/a	n/a
2015-16	Columbus	NHL	12	15:59	4	4	8	6	0	0	0	1	25	16.0
	Lake Erie	AHL	51	n/a	17	12	29	0	10	5	0	3	144	11.8
2016-17	Columbus	NHL	26	14:05	6	7	13	4	6	0	0	2	55	10.9
	Cleveland	AHL	37	n/a	14	12	26	-1	6	105	13.3
2017-18	Columbus	NHL	82	14:18	11	29	40	4	9	3	0	2	163	6.7
2018-19	Columbus	NHL	77	12:20	23	13	36	8	8	3	0	1	161	14.3
CBJ/NHL Totals			197	13:36	44	53	97	22	23	6	0	6	404	10.9
AHL Totals			88	...	31	24	55	-1	16	9	0	5	249	13.3
WHL Totals			193	...	144	146	290	142	81	36	12	27
Denmark Totals			36	...	13	13	26	...	10	...	n/a	4

REGULAR SEASON

PLAYOFFS

GP	G	A	PTS	PIM
10	1	2	3	4
21	8	11	19	4
21	16	17	33	8
17	13	12	25	10
...
17	10	6	16	2
5	0	1	1	0
...
6	1	2	3	0
10	2	3	5	0
21	3	6	9	0
17	10	6	16	2
59	37	40	77	22
10	1	2	3	4

28 BJORKSTRAND

2018-19 SEASON

- Set career highs in goals (23) and plus/minus rating (8)
- Tallied 17-6-23 and was +13 in final 36 games of season
- Posted a career-high six-game goal streak from Mar. 24-Apr. 2 (7-0-7), which tied for the third-longest in franchise history and second-longest in the NHL during the season
- Recorded 20th goal of campaign for first time in career on Mar. 30 at Nashville
- Notched 7-5-12 and was +10 in 19 games from Jan. 13-Feb. 28

CAREER HIGHLIGHTS

- Set career highs in assists and points, finishing fourth on the club in assists and sixth in points with 11-29-40 in 82 games in 2017-18
- Recorded 6-7-13 in 26 games with Columbus in 2016-17, including 4-6-10 with three multi-point outings in 15 games from Feb. 26-Apr. 6
- Notched 14-12-26 in 37 games for Cleveland in 2016-17 and participated in the AHL All-Star Classic on Jan. 30, 2017 in Allentown, PA
- Ranked second among Blue Jackets rookies in goals and third in assists, points and shots (25) with 4-4-8 in 12 games in 2015-16
- Tallied the first two goals of his NHL career, including the game-winner, on Mar. 19, 2016 vs. New Jersey (Yann Danis)
- Finished third on Lake Erie (AHL) in goals, posting 17-12-29 with 10 penalty minutes and an "even" plus/minus rating in 51 games in 2015-16
- Captured the Jack A. Butterfield Trophy (Playoff MVP) after leading Lake Erie to the 2016 Calder Cup championship and leading the postseason in goals and finishing third-T in points with 10-6-16 in 17 contests
- Tied AHL record with six game-winners in the postseason, including in each of the final three games of the finals against Hershey (OT winner in Game 4 in Series Clincher)
- Notched his first career pro goal on Dec. 12, 2015 vs. Chicago (AHL) and posted an assist in his AHL debut on Oct. 9, 2015 at Rochester

AMATEUR CAREER

- Named WHL Player of the Year after leading the conference in goals, points and plus/minus with 63-55-118, +60 in 59 games with Portland in 2014-15
- Led the WHL in playoff goals (13, tied) and finished fifth in points (25) in 2015
- Finished second-T in the WHL in goals after recording 50-59-109 in 69 games with Portland in 2013-14
- Led the league in playoff goals and points (tied) with 16-17-33 in 21 games in 2014
- Guided Portland to club's fourth consecutive WHL finals game appearance
- Led all WHL rookies in goals (31) and points (63) in his first season with Portland in 2012-13
- Co-winner of Winterhawks' Rookie of the Year Award with defenseman Seth Jones in 2012-13
- Led all WHL rookies in playoff scoring with 8-11-19 in 21 contests to help Portland win the 2013 Ed Chynoweth Cup as league champs
- Selected by Portland in the opening round, 26th overall, of the 2012 CHL Import Draft

INTERNATIONAL CAREER

- Played in seven games for Denmark and tallied 1-2-3 at the 2018 IIHF World Championships
- Skated in three games for Team Denmark at the 2015 IIHF World Championships and served as alternate captain at the IIHF World Junior Championships, finishing with 4-1-5 in five games
- Served as an alternate captain for Denmark at the 2014 IIHF World Junior Championships, earning 4-2-6 in five games
- Represented Denmark at the IIHF World Junior Championships, recording 2-0-2 in six games in 2012
- Served as an alternate captain on Denmark at the IIHF World U-18 Championships, finishing second on the club with 4-3-7 in six appearances



PERSONAL

- Nickname is "Bjorky"
- Favorite thing to binge watch is "The Office"
- One thing he can't stop eating is Toffee, a German candy
- Favorite athlete is Cristiano Ronaldo
- Most memorable hockey moment was playing in his first NHL game

CAREER TRANSACTIONS

- Signed a three-year contract extension with the Jackets on July 15, 2018
- Signed a three-year, entry level contract with Columbus on Dec. 26, 2013
- Columbus' third round pick, 89th overall, at the 2013 NHL Draft



BRANDON DUBINSKY

17

Position: CENTER

Shot: LEFT

Ht.: 6'2"

Wt.: 208

Born: APRIL 29, 1986

Birthplace: ANCHORAGE, ALASKA

Resides: DUBLIN, OHIO

SINGLE SEASON HIGHS

GP:	82 (2x), 2008-09
G:	24, 2010-11
A:	34, 2013-14
PTS:	54, 2010-11
+/-:	16 (2x), 2016-17
PIM:	112, 2008-09
PPG:	6, 2009-10
SHG:	2 (3x), 2013-14
GWG:	7, 2008-09
S:	202, 2010-11
S%:	13.0, 2014-15
TOI:	20:14, 2010-11
Hits:	251, 2008-09
BkS:	60, 2016-17
Multi-G GP:	3 (2x), 2010-11
Multi-A GP:	5 (3x), 2014-15
Multi-Pt GP:	13, 2010-11

GAME HIGHS

G:	2 (10x), Jan. 17, 2017 vs. CAR
A:	3 (5x), Jan. 25, 2016 vs. MTL
PTS:	4, Dec. 10, 2013 vs. NJD
PIM:	21, Dec. 22, 2018 at PHI
+/-:	4, Dec. 12, 2010 vs. WSH
S:	10, Feb. 19, 2016 vs. BUF
TOI:	26:48, Mar. 25, 2010 at NJD
Hits:	10 (3x), Jan. 2, 2012 at PHI
BkS:	4 (3x), Mar. 27, 2018 at EDM
G Streak:	4, Feb. 13-19, 2015 (4-2-6)
A Streak:	4 (2x), Dec. 31-Nov. 6, 2015 (1-4-5)
Pt Streak:	8, Mar. 28-Apr. 11, 2015 (4-7-11)
GP Streak:	182, Oct. 4, 2007-Nov. 7, 2009

PENALTY SHOTS - 2

Date	Opp.	Goalie (Result)
Mar. 31, 2015	vs. NJD	Schneider (Goal)
Mar. 19, 2017	at NJD	Schneider (Goal)

CAREER HIGHLIGHTS

Multi-G GP:	10x, Jan. 17, 2017 vs. CAR (2-0-2)
Multi-A GP:	40x, Feb. 11, 2017 vs. DET (0-2-2)
Multi-Pt GP:	88x, Mar. 28, 2019 vs. MTL (1-1-2)
3-Pt GP:	13x, Feb. 7, 2017 at DET (1-2-3)
4+ Pt GP:	1x, Dec. 10, 2013 vs. NJD (1-3-4)
OTG:	1x, Feb. 17, 2017 vs. PIT (1:04)

MILESTONES

1st GP:	Mar. 8, 2007 at NYI
1st G:	Nov. 8, 2007 vs. PIT
1st A:	Oct. 25, 2007 vs. NJD
100th GP:	Oct. 27, 2008 at NYI
200th GP:	Jan. 6, 2010 vs. DAL
300th GP:	Mar. 3, 2011 vs. MIN
400th GP:	Jan. 29, 2013 at MIN
500th GP:	Dec. 11, 2014 at WSH
600th GP:	Feb. 25, 2016 vs. NJD
700th GP:	Apr. 9, 2017 at TOR
800th GP:	Feb. 19, 2019 at MTL
100th G:	Jan. 4, 2015 at COL
100th A:	Feb. 1, 2011 vs. PIT
200th A:	Mar. 10, 2015 at CAR
100th Pt:	Jan. 4, 2010 vs. BOS (assist)
200th Pt:	Jan. 6, 2012 at PIT (assist)
300th Pt:	Feb. 14, 2015 at NYI (goal)
400th Pt:	Mar. 5, 2017 at NJD (assist)

HAT TRICKS - 0

Date	Opp.	Goalie
------	------	--------

SHOOTOUTS

	G	S	S%	GDG
2018-19	0	0	0.0	0
CAREER	4	16	25.0	3


@BDubi17

bdubi17

VS. THE NHL

TEAM	GP	G	A	PTS	PIM
ANAHEIM	17	3	5	8	43
ARIZONA	18	2	4	6	20
BOSTON	34	4	11	15	16
BUFFALO	33	9	15	24	26
CALGARY	15	2	2	4	8
CAROLINA	42	12	10	22	19
CHICAGO	16	4	5	9	26
COLORADO	17	4	3	7	30
COLUMBUS	3	1	1	2	0
DALLAS	17	0	10	10	29
DETROIT	20	5	13	18	4
EDMONTON	15	0	2	2	28
FLORIDA	30	4	9	13	30
LOS ANGELES	20	1	7	8	50
MINNESOTA	20	3	9	12	25
MONTREAL	37	9	13	22	23
NASHVILLE	16	2	5	7	6
NEW JERSEY	54	16	20	36	69
NY ISLANDERS	56	14	30	44	49
NY RANGERS	22	3	6	9	10
OTTAWA	32	7	5	12	44
PHILADELPHIA	53	11	15	26	105
PITTSBURGH	53	13	21	34	68
SAN JOSE	15	1	8	9	10
ST LOUIS	18	1	11	12	18
TAMPA BAY	32	6	3	9	39
TORONTO	32	7	16	23	26
VANCOUVER	14	0	4	4	17
VEGAS	2	0	0	0	0
WASHINGTON	40	7	15	22	43
WINNIPEG	30	2	7	9	24
TOTAL:	823	153	285	438	905

CAREER RECORD

Year	Team	League	GP	TOI	G	A	PTS	+/-	PIM	PP	SH	GW	S	S%	GP	G	A	PTS	PIM
2002-03	Portland	WHL	44	n/a	8	18	26	-6	35	2	1	1	n/a	n/a	7	2	2	4	10
2003-04	Portland	WHL	71	n/a	30	48	78	-4	137	12	1	5	n/a	n/a	5	0	2	2	6
2004-05	Portland	WHL	68	n/a	23	36	59	1	160	8	0	5	n/a	n/a	7	4	5	9	8
2005-06	Portland	WHL	51	n/a	21	46	67	12	98	9	1	3	n/a	n/a	12	5	10	15	2
	Hartford	AHL	11	5	5	10	14
2006-07	NY Rangers	NHL	6	8:10	0	0	0	0	2	0	0	0	9	0.0
	Hartford	AHL	71	n/a	21	22	43	8	115	3	1	3	162	13.0	7	1	3	4	12
2007-08	NY Rangers	NHL	82	14:30	14	26	40	8	79	1	0	0	157	8.9	10	4	4	8	12
2008-09	NY Rangers	NHL	82	16:38	13	28	41	-6	112	3	1	7	188	6.9	7	1	3	4	18
2009-10	NY Rangers	NHL	69	19:33	20	24	44	9	54	6	2	5	165	12.1
2010-11	NY Rangers	NHL	77	20:14	24	30	54	-3	100	4	2	2	202	11.9	5	2	1	3	2
2011-12	NY Rangers	NHL	77	16:16	10	24	34	16	110	0	1	1	140	7.1	9	0	2	2	14
2012-13	Alaska	ECHL	17	n/a	9	7	16	3	22	3	1	1	72	12.5
	Columbus	NHL	29	18:24	2	18	20	2	76	1	0	0	50	4.0
2013-14	Columbus	NHL	76	18:47	16	34	50	5	98	4	2	2	189	8.5	6	1	5	6	6
2014-15	Columbus	NHL	47	18:04	13	23	36	11	43	0	1	1	100	13.0
2015-16	Columbus	NHL	75	18:46	17	31	48	-16	71	5	0	3	158	10.8
2016-17	Columbus	NHL	80	17:54	12	29	41	16	91	1	1	5	115	10.4	5	1	1	2	6
2017-18	Columbus	NHL	62	15:21	6	10	16	-2	33	0	1	0	89	6.7	6	0	0	0	6
2018-19	Columbus	NHL	61	12:21	6	8	14	-16	36	0	0	0	63	9.5	10	1	0	1	6
CBJ Totals			430	17:06	72	153	225	0	448	11	5	11	764	9.4	27	3	6	9	24
NHL Totals			823	17:09	153	285	438	24	905	25	11	26	1,625	9.4	58	10	16	26	70
AHL Totals			71	...	21	22	43	8	115	3	1	3	162	13.0	18	6	8	14	26
ECHL Totals			17	...	9	7	16	3	22	3	1	1	72	12.5

REGULAR SEASON

PTS	+/-	PIM	PP	S
26	-6	35	2	
78	-4	137	12	
59	1	160	8	
67	12	98	9	
...	
0	0	2	0	
43	8	115	3	
40	8	79	1	
41	-6	112	3	
44	9	54	6	
54	-3	100	4	
34	16	110	0	
16	3	22	3	
20	2	76	1	
50	5	98	4	
36	11	43	0	
48	-16	71	5	
41	16	91	1	
16	-2	33	0	
14	-16	36	0	
225	0	448	11	
438	24	905	25	
43	8	115	3	
16	3	22	3	

17 DUBINSKY

2018-19 SEASON

- Led CBJ and ranked sixth-T in the NHL in faceoff percentage (57.1 pct.)
- Recorded hits in all but five games
- Played in 400th career Blue Jackets game on Jan. 5 at Florida
- Collected assists in two-straight games from Nov. 4-6
- Posted 1-3-4 in his first five games of the campaign
- Missed 10-straight games due to a strained oblique from Oct. 9-Nov. 1

CAREER HIGHLIGHTS

- Recorded 6-10-16 in 62 games with the Jackets in 2017-18
- Registered his seventh career 40-point campaign and third in the past four seasons in 2016-17 with 12-29-41 in 80 contests
- Led the Jackets in hits for the second-straight season (248, 7th in NHL) as well as penalty minutes (91) in 2016-17
- Finished second on Columbus in assists and fifth in points with third career 30-assist and sixth career 40-point campaign with 17-31-48 in 75 games in 2015-16
- Finished fifth-T on the Jackets in goals (13) and sixth in hits (153) in 47 games in 2014-15
- Set a career high with an eight-game point streak to end the season from Mar. 28-Apr. 11, 2015 (4-7-11)
- Finished second on the Jackets in assists (34) and hits (234), while leading the team in penalty minutes (98) and faceoff pct. (52.9) in 2013-14
- Set a new career high in assists and reached 50 points for the second time in his NHL career (54 with NY Rangers in 2010-11) in 2013-14
- Led CBJ in points-per-game (0.69) and finished tied for the team lead in assists (18) in 2012-13
- Collected his first point as a Jacket on Jan. 26, 2013 vs. Chicago and notched his first goal on Feb. 11, 2013 vs. San Jose
- Made his CBJ debut on Jan. 19, 2013 at Nashville
- Ranked second on the NY Rangers in penalty minutes (110), fourth in plus/minus (+16) and hits (207) and fifth-T in takeaways (37) in 2011-12
- Led the Rangers in goals, assists, points and multi-point games (13) with 24-30-54 in 77 games in 2010-11
- Led NY Rangers in game-winning goals (5) and shorthanded goals (2, 13th in NHL), was second in goals (20) and third in points (44) in 2009-10
- Ranked seventh in the NHL in hits (251) and led the team in faceoff pct. (53.6) in 2008-09
- Selected to play in the NHL YoungStars Game at the 2009 All-Star Weekend
- Ranked seventh among NHL rookies in points with 14-26-40 in 82 games for the Rangers in 2007-08

AMATEUR CAREER

- Played four seasons with Portland (WHL) from 2002-06, posting 82-148-230 and 430 penalty minutes in 234 games
- Led the Winterhawks in assists, points and plus/minus rating and was named WHL Second Team All-Star in 2005-06 with 21-46-67, +12 in 51 games
- Was second on Portland in assists and third in points with 23-36-59 and 140 penalty minutes in 68 games in 2004-05

INTERNATIONAL CAREER

- Had 0-1-1, four penalty minutes and was +1 in two games for Team USA at the World Cup of Hockey 2016
- Represented the United States at the 2010 IIHF World Championships, leading the team in scoring with 3-7-10

PERSONAL

- Nickname is "Dubi"
- Most memorable hockey moment was scoring his first NHL goal on Nov. 8, 2007 vs. Pittsburgh (Marc-Andre Fleury)
- His first job was taping drywall



- One thing most people don't know about him is that he reads a lot of non-fiction books
- Favorite band is Coldplay and favorite TV show is "Shark Tank"

CAREER TRANSACTIONS

- Signed a six-year contract extension with the Blue Jackets on July 11, 2014
- Acquired by Columbus with Artem Anisimov, Tim Erixon and a first round pick in the 2013 NHL Draft from the NY Rangers in exchange for Rick Nash, Steven Delisle and a conditional third round pick in the 2013 NHL Draft on July 23, 2012
- Signed a four-year contract with the Rangers on July 21, 2011
- Signed a two-year contract extension with the Rangers on Sept. 19, 2009
- Signed a three-year, entry level contract with the Rangers on Apr. 20, 2006
- NY Rangers' fourth round pick, 60th overall, at the 2004 NHL Draft



PIERRE-LUC DUBOIS

18

Position: CENTER **Shot:** LEFT **Ht.:** 6'3" **Wt.:** 218 **Born:** JUNE 24, 1998
Birthplace: ST-AGATHE-DES-MONTS, QUEBEC **Resides:** MONTREAL, QUEBEC

SINGLE SEASON HIGHS

GP:	82 (2x), 2018-19
G:	27, 2018-19
A:	34, 2018-19
PTS:	61, 2018-19
+/-:	16, 2018-19
PIM:	64, 2018-19
PPG:	6, 2017-18
SHG:	0
GWG:	5, 2018-19
S:	174, 2018-19
S%:	15.5, 2018-19
TOI:	17:43, 2018-19
Hits:	127, 2017-18
BkS:	52, 2018-19
Multi-G GP:	5, 2018-19
Multi-A GP:	7, 2017-18
Multi-PT GP:	17, 2018-19

GAME HIGHS

G:	3, Mar. 29, 2018 at CGY
A:	3, Dec. 22, 2018 at PHI
PTS:	4, Dec. 31, 2018 vs. OTT
PIM:	10, Apr. 7, 2018 at NSH
+/-:	4 (2x), Feb. 6, 2019 at CHI
S:	6, Nov. 10, 2018 vs. NYR
TOI:	24:59, Jan. 7, 2018 vs. FLA
Hits:	9, Nov. 27, 2017 at MTL
BkS:	4 (2x), Oct. 5, 2018 vs. CAR
G Streak:	3 (3x), Nov. 10-15, 20 (3-2-5)
A Streak:	4, Jan. 10-15, 2019 (1-4-5)
Pt Streak:	5 (2x), Nov. 10-19, 2018 (4-5-9)
GP Streak:	164, Oct. 6, 2017-current

PENALTY SHOTS - 0

Date	Opp.	Goalie (Result)
------	------	-----------------

CAREER HIGHLIGHTS

Multi-G GP:	6x, Apr. 6, 2019 at OTT (2-0-2)
Multi-A GP:	13x, Mar. 31, 2019 at BUF (1-2-3)
Multi-PT GP:	29x, Apr. 6, 2019 at OTT (2-0-2)
3-Pt GP:	6x, Mar. 31, 2019 at BUF (1-2-3)
4+ Pt GP:	1x, Dec. 31, 2018 vs. OTT (2-2-4)
OTG:	2x, Dec. 27, 2018 vs. NYR (0:31)

MILESTONES

1st GP:	Oct. 6, 2017 vs. NYI
1st G:	Oct. 6, 2017 vs. NYI
1st A:	Nov. 2, 2017 at FLA
100th GP:	Nov. 12, 2018 at DAL
100th Pt:	Feb. 22, 2019 at OTT (assist)

HAT TRICKS - 1

Date	Opp.	Goalie
Mar. 29, 2018	at CGY	Gillies (3)

SHOOTOUTS

	G	S	S%	GDG
2018-19	1	1	100.0	0
CAREER	2	4	50.0	1



@18Dubois



duber18

VS. THE NHL

TEAM	GP	G	A	PTS	PIM
ANAHEIM	4	2	2	4	8
ARIZONA	4	1	1	2	0
BOSTON	6	0	0	0	13
BUFFALO	6	4	5	9	0
CALGARY	4	3	0	3	2
CAROLINA	8	0	3	3	6
CHICAGO	4	2	2	4	2
COLORADO	4	3	2	5	8
COLUMBUS	0	0	0	0	0
DALLAS	4	1	0	1	2
DETROIT	6	4	2	6	4
EDMONTON	4	0	2	2	0
FLORIDA	6	2	7	9	6
LOS ANGELES	4	0	1	1	0
MINNESOTA	4	0	3	3	0
MONTREAL	6	1	0	1	2
NASHVILLE	4	1	1	2	10
NEW JERSEY	8	3	3	6	2
NY ISLANDERS	8	4	2	6	6
NY RANGERS	8	2	2	4	2
OTTAWA	6	4	4	8	2
PHILADELPHIA	8	0	4	4	6
PITTSBURGH	8	1	5	6	2
SAN JOSE	4	1	1	2	0
ST LOUIS	4	1	0	1	4
TAMPA BAY	6	0	1	1	8
TORONTO	6	3	1	4	2
VANCOUVER	4	2	2	4	0
VEGAS	4	1	3	4	4
WASHINGTON	8	1	3	4	4
WINNIPEG	4	0	0	0	8
TOTAL:	164	47	62	109	113

CAREER RECORD

Year	Team	League	GP	TOI	G	A	PTS	+/-	PIM	PP	SH	GW	S	S%	GP	G	A	PTS	PIM
2014-15	Cape Breton	QMJHL	54	n/a	10	35	45	4	58	3	1	1	106	9.4	7	2	3	5	6
2015-16	Cape Breton	QMJHL	62	n/a	42	57	99	40	112	10	3	6	236	17.8	12	7	5	12	14
2016-17	Cape Breton	QMJHL	20	n/a	6	12	18	4	33	3	0	1	68	8.8
	Blainville-Boisbriand	QMJHL	28	n/a	15	22	37	13	45	5	0	4	98	15.3	19	9	13	22	26
2017-18	Columbus	NHL	82	16:38	20	28	48	8	49	6	0	4	165	12.1	6	2	2	4	6
2018-19	Columbus	NHL	82	17:43	27	34	61	16	64	2	0	5	174	15.5	10	2	3	5	14
CBJ/NHL Totals			164	17:11	47	62	109	24	113	8	0	9	339	13.9	16	4	5	9	20
QMJHL Totals			164	...	73	126	199	61	248	21	4	12	508	14.4	38	18	21	39	46

REGULAR SEASON

PLAYOFFS

18 DUBOIS

2018-19 SEASON

- Set career highs in goals, assists and points with 27-34-61 in 82 outings
- Ranked fourth on the team in goals (tied) and points
- Collected his 100th career NHL point with an assist on Feb. 22 at Ottawa, becoming the fastest Blue Jacket to reach 100 career points to begin his NHL career (143 games) (Nikolai Zherdev, 156 games)
- Notched a single-game career high in points (2-2-4) on Dec. 31 vs. Ottawa
- Collected his first career three-assist game on Dec. 22 at Philadelphia
- Recorded 11-10-21 and eight multi-point efforts in 17 games from Oct. 27-Dec. 1
- Tied his career high with points in five-straight contests from Nov. 10-19 (4-5-9)

CAREER HIGHLIGHTS

- Finished seventh-T among NHL rookies in goals and eighth in assists and points with 20-28-48 in 82 games in 2017-18
- Set CBJ single season rookie records in goals, points and games played and was one of two Jackets to skate in all 82 contests (Bjorkstrand) in 2017-18
- Collected two assists to break the Jackets' single season rookie points mark (48) on Apr. 5, 2018 vs. Pittsburgh (47, Werenski in 2016-17)
- Tied CBJ's single month rookie mark in points with 5-9-14 in 16 March games (Zherdev; 14, Mar. 2004)
- Posted his first career hat trick, becoming CBJ's single-season rookie leader in goals (19) on Mar. 29, 2018 at Calgary
- Recorded 4-8-12 in 15 December games, the third-most points by a rookie in a single month in club history
- Became the fourth teenager to score a goal in his NHL debut in CBJ history (13th to debut) on Oct. 6, 2017 vs. the NY Islanders

AMATEUR CAREER

- Tallied 21-34-55 in 48 games split between Cape Breton and Blainville-Boisbriand of the Quebec Major Junior Hockey League in 2016-17
- Collected 6-12-18 in 20 games, while serving as alternate captain of Cape Breton
- Notched 15-22-37 in 28 games with Blainville-Boisbriand following a trade and added 9-13-22 in 19 postseason games to help club reach 2017 QMJHL final
- Finished second in 2017 QMJHL playoff power play goals (6), fifth in points and seventh-T in goals and assists
- Finished third in the QMJHL in points, fifth in goals and sixth in assists and plus/minus rating with 42-57-99, 112 penalty minutes and was +40 in 62 games with Cape Breton in 2015-16
- Led Cape Breton in assists, points and plus/minus and added 7-5-12 and 14 penalty minutes in 12 playoff games
- Named to 2015-16 QMJHL Second All-Star Team and was awarded the Paul Dumont Trophy for Personality of the Year and the Mike Bossy Trophy as the Best Professional Prospect in the QMJHL

INTERNATIONAL CAREER

- Tallied 3-4-7 and was +10 in eight games with Canada at the 2019 IIHF World Championships
- Posted 3-4-7 in nine games for Canada at the 2018 IIHF World Championships
- Helped Canada capture a silver medal at the 2017 IIHF World Junior Championships with 0-5-5 in seven games
- Helped Canada capture a gold medal at the 2015 Ivan Hlinka Memorial Tournament, posting 2-3-5 in five games
- Registered 0-1-1 in six contests to help Canada capture bronze at 2014 IIHF U18 World Championships.



PERSONAL

- Nickname is "PL"
- Most memorable hockey moment was scoring in his first NHL game on Oct. 6, 2018 vs. the NY Islanders
- Would attend the Champions League final (soccer) if he could attend any sporting event in the world
- Favorite athlete is Anthony Joshua and favorite actor is Andy Samberg
- The celebrity or historical figures he'd most like to have dinner with include David Spade, Conor McGregor and Jean Beliveau

CAREER TRANSACTIONS

- Signed a three-year, entry level contract with the Jackets on July 1, 2016
- Columbus' first round pick, third overall, at the 2016 NHL Draft



NICK FOLIGNO

71

Position: LEFT WING **Shot:** LEFT
Birthplace: BUFFALO, NEW YORK

Ht.: 6'0" **Wt.:** 208 **Born:** OCT. 31, 1987
Resides: SUDBURY, ONTARIO

SINGLE SEASON HIGHS

GP: 82 (2x), 2011-12
G: 31, 2014-15
A: 42, 2014-15
PTS: 73, 2014-15
+/-: 16, 2014-15
PIM: 124, 2011-12
PPG: 11 (2x), 2016-17
SHG: 0
GWG: 5 (2x), 2016-17
S: 185, 2016-17
S%: 17.0, 2014-15
TOI: 18:50, 2014-15
Hits: 210, 2013-14
BkS: 60, 2017-18
Multi-G GP: 6, 2014-15
Multi-A GP: 6, 2016-17
Multi-Pt GP: 17, 2014-15

GAME HIGHS

G: 3 (2x), Feb. 25, 2016 vs. NJD
A: 3 (4x), Oct. 28, 2016 at ANA
PTS: 4, Feb. 25, 2016 vs. NJD
PIM: 17 (2x), Jan. 30, 2014 vs. WSH
+/-: 3 (11x), Apr. 6, 2019 at OTT
S: 8, Jan. 8, 2011 vs. TBL
TOI: 25:30, Oct. 30, 2017 vs. BOS
Hits: 8 (3x), Jan. 10, 2019 vs. NSH
BkS: 4 (3x), Mar. 15, 2018 at PHI
G Streak: 3, Dec. 5-8, 2011 (3-0-3)
A Streak: 6, Oct. 9-23, 2014 (3-6-9)
Pt Streak: 8, Dec. 27, 2014-Jan. 14, 2015 (2-9-11)
GP Streak: 210, Mar. 16, 2010-Mar. 26, 2013

PENALTY SHOTS - 1

Date	Opp.	Goalie (Result)
Dec. 26, 2010	vs. PIT	Fleury (No Goal)

CAREER HIGHLIGHTS

Multi-G GP: 18x, Jan. 13, 2019 vs. NYR (2-0-2)
Multi-A GP: 30x, Mar. 20, 2018 at NYR (0-2-2)
Multi-Pt GP: 72x, Mar. 31, 2019 at BUF
3-Pt GP: 15x, Oct. 9, 2018 vs. COL (2-1-3)
4+ Pt GP: 1x, Feb. 25, 2016 vs. NJD (3-1-4)
OTG: 3x, Jan. 8, 2017 vs. PHI (2:33)

MILESTONES

1st GP: Oct. 3, 2007 at TOR
1st G: Oct. 18, 2007 vs. MTL
1st A: Nov. 29, 2007 vs. NSH
100th GP: Feb. 17, 2009 at COL
200th GP: Nov. 4, 2010 vs. NYI
300th GP: Dec. 13, 2011 at BUF
400th GP: Oct. 12, 2013 vs. BOS
500th GP: Dec. 31, 2014 vs. MIN
600th GP: Feb. 29, 2016 at NYR
700th GP: Oct. 13, 2017 vs. NYR
800th GP: Dec. 17, 2018 vs. VGK
100th G: Dec. 18, 2014 vs. WSH
100th A: Apr. 17, 2013 at ANA
200th A: Dec. 3, 2016 at ARI
100th Pt: Mar. 31, 2011 at FLA (goal)
200th Pt: Mar. 1, 2014 vs. FLA (goal)
300th Pt: Dec. 29, 2015 vs. DAL (2nd assist)
400th Pt: Mar. 20, 2018 at NYR (2nd assist)

HAT TRICKS - 2

Date	Opp.	Goalie
Apr. 4, 2015	vs. PIT	Fleury (2, EN)
Feb. 25, 2016	vs. NJD	Schneider (2), Kinkaid

SHOOTOUTS

	G	S	S%	GDG
2018-19	0	0	0.0	0
CAREER	0	11	0.0	0

@NickFoligno

VS. THE NHL

TEAM	GP	G	A	PTS	PIM
ANAHEIM	18	4	9	13	8
ARIZONA	19	2	7	9	10
BOSTON	46	8	12	20	32
BUFFALO	40	11	7	18	25
CALGARY	17	7	5	12	10
CAROLINA	38	3	11	14	25
CHICAGO	19	2	6	8	15
COLORADO	18	6	9	15	19
COLUMBUS	4	2	0	2	2
DALLAS	19	2	14	16	20
DETROIT	23	3	5	8	19
EDMONTON	19	4	5	9	19
FLORIDA	34	8	11	19	23
LOS ANGELES	19	2	8	10	18
MINNESOTA	18	4	6	10	6
MONTREAL	44	10	10	20	56
NASHVILLE	21	4	6	10	20
NEW JERSEY	41	11	8	19	32
NY ISLANDERS	39	12	9	21	17
NY RANGERS	44	12	14	26	28
OTTAWA	15	4	5	9	6
PHILADELPHIA	37	15	8	23	34
PITTSBURGH	40	7	19	26	39
SAN JOSE	20	3	6	9	12
ST LOUIS	20	3	5	8	26
TAMPA BAY	32	8	4	12	20
TORONTO	44	10	10	20	38
VANCOUVER	19	1	5	6	30
VEGAS	4	1	2	3	0
WASHINGTON	38	8	14	22	41
WINNIPEG	32	9	9	18	25
TOTAL:	841	186	249	435	675

CAREER RECORD

Year	Team	League	GP	TOI	G	A	PTS	+/-	PIM	PP	SH	GW	S	S%	GP	G	A	PTS	PIM
2004-05	Sudbury	OHL	65	n/a	10	28	38	5	111	3	0	4	n/a	n/a	12	5	5	10	16
2005-06	Sudbury	OHL	65	n/a	24	46	70	19	146	8	5	2	n/a	n/a	10	1	3	4	28
2006-07	Sudbury	OHL	66	n/a	31	57	88	13	135	8	3	3	n/a	n/a	21	12	17	29	36
2007-08	Ottawa	NHL	45	9:10	6	3	9	0	20	0	0	0	44	13.6	4	1	0	1	2
	Binghamton	AHL	28	n/a	6	13	19	4	16	1	0	1	46	13.0
2008-09	Ottawa	NHL	81	13:41	17	15	32	-10	59	7	0	2	145	11.7
2009-10	Ottawa	NHL	61	14:19	9	17	26	6	53	2	0	2	83	10.8	6	0	1	1	2
2010-11	Ottawa	NHL	82	15:35	14	20	34	-19	43	5	0	3	149	9.4
2011-12	Ottawa	NHL	82	14:39	15	32	47	2	124	1	0	3	153	9.8	7	1	3	4	8
2012-13	Columbus	NHL	45	16:31	6	13	19	6	28	1	0	2	69	8.7
2013-14	Columbus	NHL	70	16:04	18	21	39	5	96	3	0	5	111	16.2	4	2	0	2	4
2014-15	Columbus	NHL	79	18:50	31	42	73	16	50	11	0	3	182	17.0
2015-16	Columbus	NHL	72	16:54	12	25	37	-14	53	0	0	2	149	8.1
2016-17	Columbus	NHL	79	18:26	26	25	51	-4	55	11	0	5	185	14.1	4	0	2	2	6
2017-18	Columbus	NHL	72	18:21	15	18	33	1	50	2	0	1	137	10.9	6	2	1	3	4
2018-19	Columbus	NHL	73	17:42	17	18	35	12	44	2	0	2	141	12.0	10	1	2	3	4
CBJ Totals			490	17:38	125	162	287	22	376	30	0	20	974	12.8	24	5	5	10	18
NHL Totals			841	16:04	186	249	435	1	675	45	0	30	1,548	12.0	41	7	9	16	30
AHL Totals			28	...	6	13	19	4	16	1	0	1	46	13.0
OHL Totals			196	...	65	131	196	37	392	19	8	9	43	18	25	43	80

REGULAR SEASON

PLAYOFFS

71 FOLIGNO

2018-19 SEASON

- Was a finalist for the Bill Masterton Memorial Trophy and was named the Blue Jackets Community MVP
- Scored 17 goals and has tallied 15 or more in five of the past six seasons
- Finished second on the club in hits (175) and faceoff percentage (56.6)
- Recorded 2-5-7 in nine games from Nov. 6-26, including assists in three-straight from Nov. 23-26 (0-3-3)
- Had points in three-straight games from Nov. 6-10 (2-1-3)

CAREER HIGHLIGHTS

- Collected 15-18-33 in 72 appearances in 2017-18
- Became the ninth player to play in 400 career CBJ games on Feb. 10, 2018 vs. New Jersey
- Tallied his 100th career Jackets goal on Dec. 14, 2017 vs. the NY Islanders
- Became the first player in NHL history to win the King Clancy Memorial Trophy and Mark Messier Leadership Award in the same campaign in 2016-17
- Led the Blue Jackets in power play goals (11), finished second in goals (26) and led team forwards in time on ice (18:25) in 2016-17
- Recorded 25 goals in a season for the second time in his NHL career with a goal on Mar. 31, 2017 at Chicago
- Named the franchise's sixth captain and first since 2011-12, finishing fifth on the team in assists (25) in 2015-16
- Recorded his 100th assist as a Blue Jacket on Feb. 27, 2016 vs. Florida
- Led the Blue Jackets in goals, points, plus/minus, power play goals (11) and multi-point games (17) and finished second in assists, while posting career highs with 31-42-73 and +16 in 79 games in 2014-15
- Became the fourth player in franchise history to record 30 goals and third to post 70 points in a single season in 2014-15
- Posted his first career hat trick (3-0-3) on Apr. 4, 2015 vs. Pittsburgh (2-Marc-Andre Fleury, 1-empty net)
- Tallied 1-1-2 and served as a team captain in his first career NHL All-Star Game held on Jan. 25, 2015 at Nationwide Arena
- Tallied a career-best eight-game point streak from Dec. 27, 2014-Jan. 14, 2015 (2-7-9)
- Posted his 100th career point as a Blue Jacket with an assist in his 500th NHL game on Dec. 31, 2015 vs. Minnesota
- Scored the game-winning goal 2:49 into OT in Game 4 of the Eastern Conference Quarterfinals vs. Pittsburgh on Apr. 23, 2014 to give Columbus the first home playoff win in club history
- Dished out a career-high 210 hits, finishing fourth on Columbus and 28th-T in the NHL in 2013-14
- Scored the first goal of Columbus' season in his Blue Jackets debut on Jan. 19, 2013 at Nashville (Pekka Rinne)
- Was one of three Senators to play in all 82 games in 2011-12 and one of two to play all 82 games in 2010-11
- Split the 2007-08 season between Ottawa and Binghamton (AHL)

AMATEUR CAREER

- Played in three seasons with Sudbury (OHL) from 2004-07 after spending just over a season with the United States National Team Development Program
- Ranked second on Sudbury in points (88) and playoff points (29), leading the club to the OHL Final in 2006-07
- Was selected to play in the CHL Top Prospects Game in 2005-06

INTERNATIONAL CAREER

- Tallied 3-2-5 in 10 games for Team USA at the 2016 IIHF World Championships
- Also represented the USA at the 2009 and 2010 IIHF World Championships



PERSONAL

- Nickname is "Fliggy"
- Most memorable moment was the atmosphere at Nationwide Arena after beating Tampa Bay in the first round of the 2019 Stanley Cup Playoffs
- Favorite movie of all-time is *Braveheart*
- Favorite thing to do on his off day is to play with his kids
- One thing that most people don't know about him is that he has never had a pet

CAREER TRANSACTIONS

- Signed a six-year contract extension with the Blue Jackets on Dec. 31, 2014
- Signed a three-year contract with the Blue Jackets on July 6, 2012
- Rights acquired by Columbus from Ottawa in exchange for Marc Methot on July 1, 2012
- Signed a two-year contract extension with Ottawa on July 21, 2010
- Signed a three-year, entry level contract with the Senators on Mar. 21, 2007
- Ottawa's first round pick, 28th overall, at the 2006 NHL Draft



MARKUS HANNIKAINEN

37

Position: LEFT WING **Shot:** LEFT
Birthplace: HELSINKI, FINLAND

Ht.: 6'1" **Wt.:** 200 **Born:** MAR. 26, 1993
Resides: HELSINKI, FINLAND

SINGLE SEASON HIGHS

GP: 44, 2018-19
G: 4, 2018-19
A: 3 (2x), 2018-19
PTS: 7, 2018-19
+/-: 0, 2016-17
PIM: 6 (2x), 2017-18
PPG: 0
SHG: 0
GWG: 1, 2018-19
S: 52, 2018-19
S%: 12.5, 2016-17
TOI: 9:29, 2018-19
Hits: 63, 2018-19
BkS: 15, 2017-18
Multi-G GP: 0
Multi-A GP: 1, 2018-19
Multi-Pt GP: 1 (2x), 2018-19

GAME HIGHS

G: 1 (8x), Dec. 1, 2018 at NYI
A: 2, Oct. 30, 2018 vs. DET
PTS: 2 (2x), Oct. 30, 2018 vs. DET
PIM: 4 (2x), Dec. 8, 2017 at NJD
+/-: 2 (2x), Nov. 29, 2018 vs. MIN
S: 4 (3x), Dec. 13, 2018 vs. LAK
TOI: 12:57, Mar. 29, 2018 at CGY
Hits: 5, Feb. 9, 2019 at VGK
BkS: 3, Dec. 29, 2017 at OTT
G Streak: 2, (2x) Nov 29-Dec. 1, 2018 (2-0-2)
A Streak: 1 (6x), Nov. 26, 2018 (0-1-1)
Pt Streak: 3, Nov. 26-Dec. 1, 2018 (2-1-3)
GP Streak: 34, Oct. 25, 2018-Jan. 8, 2019

PENALTY SHOTS - 0

Date **Opp.** **Goalie (Result)**

CAREER HIGHLIGHTS

Multi-G GP: 0
Multi-A GP: 1, Oct. 30, 2018 vs. DET
Multi-Pt GP: 2x, Oct. 30, 2018 vs. DET (0-2-2)
3-Pt GP: 0
4+ Pt GP: 0
OTG: 0

MILESTONES

1st GP: Nov. 28, 2015 at STL
1st G: Jan. 21, 2017 vs. CAR
1st A: Feb. 25, 2017 vs. NYI

HAT TRICKS - 0

Date **Opp.** **Goalie**

SHOOTOUTS

	G	S	S%	GDG
2018-19	0	0	0.0	0
CAREER	0	1	0.0	0

VS. THE NHL

TEAM	GP	G	A	PTS	PIM
ANAHEIM	2	0	0	0	0
ARIZONA	2	0	0	0	0
BOSTON	2	0	0	0	0
BUFFALO	4	0	0	0	0
CALGARY	4	1	0	1	0
CAROLINA	5	1	1	2	2
CHICAGO	1	0	0	0	0
COLORADO	4	0	0	0	0
COLUMBUS	0	0	0	0	0
DALLAS	3	0	0	0	0
DETROIT	3	0	3	3	0
EDMONTON	1	0	0	0	0
FLORIDA	5	2	0	2	2
LOS ANGELES	2	0	0	0	0
MINNESOTA	1	1	0	1	0
MONTREAL	2	0	0	0	4
NASHVILLE	1	0	1	1	0
NEW JERSEY	7	0	0	0	4
NY ISLANDERS	4	1	1	2	0
NY RANGERS	5	0	0	0	0
OTTAWA	2	0	0	0	2
PHILADELPHIA	3	0	0	0	0
PITTSBURGH	3	0	0	0	0
SAN JOSE	1	0	0	0	0
ST LOUIS	3	0	0	0	0
TAMPA BAY	5	1	1	2	0
TORONTO	5	1	0	1	0
VANCOUVER	4	0	0	0	0
VEGAS	2	0	0	0	0
WASHINGTON	4	0	0	0	0
WINNIPEG	1	0	0	0	0
TOTAL:	91	8	7	15	14

CAREER RECORD

Year	Team	League	GP	TOI	G	A	PTS	+/-	PIM	PP	SH	GW	S	S%	GP	G	A	PTS	PIM
2011-12	Jokerit	Liiga	15	n/a	0	0	0	1	4	0	0	0	n/a	n/a	12	5	5	10	2
	K-Vantaa	Mestis	10	n/a	2	0	2	1	4	n/a	n/a	n/a	n/a	n/a
2012-13	Jokerit	Liiga	20	n/a	0	1	1	-3	4	0	0	0	34	0.0	1	0	0	0	0
	K-Vantaa	Mestis	21	n/a	3	6	9	n/a	4	n/a	n/a	n/a	n/a	n/a
2013-14	Jokerit	Liiga	18	n/a	3	3	6	5	4	0	0	1	34	8.8	2	1	0	1	0
	HPK	Liiga	4	n/a	0	0	0	1	4	0	0	0	n/a	n/a
	K-Vantaa	Mestis	15	n/a	2	5	7	1	2	0	0	n/a	n/a	n/a
2014-15	JYP	Liiga	60	n/a	19	27	46	22	51	4	1	6	242	7.9	12	4	5	9	6
2015-16	Columbus	NHL	4	7:09	0	0	0	-2	0	0	0	0	3	0.0
	Lake Erie	AHL	50	n/a	7	13	20	6	20	2	0	0	139	5.0	16	3	7	10	2
2016-17	Columbus	NHL	10	9:08	1	1	2	0	6	0	0	0	8	12.5
	Cleveland	AHL	57	n/a	19	18	37	6	22	6	2	2	177	10.7
2017-18	Columbus	NHL	33	8:22	3	3	6	-1	6	0	0	0	31	9.7
	Cleveland	AHL	8	n/a	0	3	3	1	0	0	0	0	20	0.0
2018-19	Columbus	NHL	44	9:29	4	3	7	-5	2	0	0	1	52	7.7	1	0	0	0	0
CBJ/NHL Totals			91	8:56	8	7	15	-8	14	0	0	1	94	8.5	1	0	0	0	0
AHL Totals			115	...	26	34	60	13	42	8	2	3	336	7.7	16	3	7	10	2
Liiga Totals			117	...	22	31	53	26	67	4	1	7	350	6.3	15	5	5	10	6
Mestis Totals			46	...	7	11	18	2	10

REGULAR SEASON

PLAYOFFS

37 HANNIKAINEN

2018-19 SEASON

- Set career highs in goals, points and games played with 4-3-7 in 44 games
- Made his Stanley Cup Playoffs debut in Game Six of the Eastern Conference Semifinals on May 6 vs. Boston
- Played in a career-high 34-straight games from Oct. 25-Jan. 8
- Had a career-high three-game point streak from Nov. 26-Dec. 1 (2-1-3)
- Tallied his first career game-winning goal on Nov. 15 vs. Florida

CAREER HIGHLIGHTS

- Collected 3-3-6 in 33 games with Columbus and added 0-3-3 in eight contests with Cleveland (AHL) in 2017-18
- Notched his first career multi-point contest (1-1-2) on Nov. 4, 2017 at Tampa Bay
- Started his second professional season in North America with Cleveland (AHL) where he led the team in goals (19), shots (177) and finished third in points (37) and plus/minus (6) in 57 games in 2016-17
- Registered his first career NHL goal on Jan. 21, 2017 in a 3-2 win vs. Carolina (Michael Leighton)
- Skated in four games with Columbus in 2015-16, including making his NHL debut on Nov. 28 at St. Louis
- Posted 7-13-20 in 50 games with Lake Erie (AHL) in first North American pro season in 2015-16
- Added 3-7-10 in 16 playoff games to help the Monsters capture the 2016 Calder Cup
- Scored a goal in his AHL debut on Oct. 9, 2015 at Rochester
- Collected 19-27-46, 51 penalty minutes and +22 plus/minus rating in 60 games in 2014-15 with JYP HT Jyväskylä in his first full season in Liiga
- Finished second on JYP in goals, third in assists and points and was among Liiga's leaders in goals (fourth-T), assists (10th-T), points (eighth), plus/minus (first) and games played (first-T)
- Appeared in 18 games with Jokerit (Liiga) in 2013-14, posting 3-3-6 and also played in four matchups on a loan to HPK Hämeenlinna (Liiga)
- Added 2-5-7 in 15 games with K-Vantaa of Mestis, Finland's second tier professional league in 2013-14
- Earned 0-1-1 in 20 games with Jokerit (Liiga) in 2012-13
- Saw first action with Jokerit of the Finnish Liiga in 2011-12

AMATEUR CAREER

- Notched three goals in four games with Jokerit in the Finnish junior league in 2013-14
- Collected 7-12-19 in 36 games with Jokerit in Finland's junior league in 2010-11

INTERNATIONAL CAREER

- Competed for Finland at the 2013 IIHF World Junior Championships, skating in six games

PERSONAL

- Nickname is "Hanni"
- His hockey idol growing up was Tuomo Ruutu
- Would attend the FIFA World Cup if he could attend any sporting event in the world
- His most memorable concert was seeing Metallica in 2009
- One thing that people don't know about him is that he served in the Finnish army

CAREER TRANSACTIONS

- Signed a one-year contract extension with the Jackets on June 17, 2019
- Signed a two-year contract extension with the Blue Jackets on Mar. 21, 2017
- Signed a two-year, entry level contract with Columbus on Apr. 20, 2015





SCOTT HARRINGTON

4

Position: DEFENSE

Shot: LEFT

Ht.: 6'2"

Wt.: 204

Born: MAR. 10, 1993

Birthplace: KINGSTON, ONTARIO

Resides: TORONTO, ONTARIO

SINGLE SEASON HIGHS

GP:	73, 2018-19
G:	2 (2x), 2018-19
A:	15, 2018-19
PTS:	17, 2018-19
+/-:	6, 2018-19
PIM:	23, 2018-19
PPG:	0
SHG:	0
GWG:	1, 2017-18
S:	54, 2018-19
S%:	7.1, 2017-18
TOI:	15:48, 2014-15
Hits:	73, 2018-19
BkS:	81, 2018-19
Multi-G GP:	0
Multi-A GP:	1, 2018-19
Multi-Pt GP:	1 (2x), 2018-19

GAME HIGHS

G:	1 (5x), Feb. 28, 2019 vs. PHI
A:	2, Oct. 25, 2018 at STL
PTS:	2 (2x), Oct. 25, 2018 at STL
PIM:	5, Feb. 19, 2019 at MTL
+/-:	3 (2x), Apr. 6, 2019 at OTT
S:	4 (2x), Mar. 2, 2019 vs. EDM
TOI:	22:37, Dec. 23, 2014 at TBL
Hits:	4 (7x), Apr. 6, 2019 at OTT
BkS:	6, Mar. 31, 2019 at BUF
G Streak:	1 (5x), Feb. 28, 2019 (1-0-1)
A Streak:	2 (2x), Oct. 25-27, 2018 (0-3-3)
Pt Streak:	2 (4x), Feb. 26-28, 2019 (1-1-2)
GP Streak:	32, Jan. 10-Mar. 21, 2019

PENALTY SHOTS - 0

Date	Opp.	Goalie (Result)
------	------	-----------------

CAREER HIGHLIGHTS

Multi-G GP:	0
Multi-A GP:	1, Oct. 25, 2018 at STL
Multi-Pt GP:	2x, Oct. 25, 2018 at STL (0-2-2)
3-Pt GP:	0
4+ Pt GP:	0
OTG:	0

MILESTONES

1st GP:	Dec. 18, 2014 vs. COL
1st G:	Jan. 22, 2017 at OTT
1st A:	Oct. 24, 2015 at MTL
100th GP:	Nov. 29, 2018 vs. MIN

HAT TRICKS - 0

Date	Opp.	Goalie
------	------	--------

SHOOTOUTS

	G	S	S%	GDG
2018-19	0	0	0.0	0
CAREER	0	0	0.0	0


@S_Harrington06

VS. THE NHL

TEAM	GP	G	A	PTS	PIM
ANAHEIM	3	0	0	0	2
ARIZONA	3	0	0	0	4
BOSTON	7	0	0	0	0
BUFFALO	6	0	2	2	0
CALGARY	2	0	0	0	0
CAROLINA	7	0	1	1	0
CHICAGO	4	0	0	0	0
COLORADO	4	0	1	1	0
COLUMBUS	1	0	0	0	0
DALLAS	4	0	0	0	0
DETROIT	5	0	0	0	2
EDMONTON	3	0	1	1	2
FLORIDA	5	0	1	1	2
LOS ANGELES	2	0	0	0	0
MINNESOTA	3	0	1	1	4
MONTREAL	6	0	1	1	7
NASHVILLE	5	0	1	1	2
NEW JERSEY	11	2	0	2	0
NY ISLANDERS	7	0	0	0	2
NY RANGERS	7	0	1	1	4
OTTAWA	5	1	1	2	4
PHILADELPHIA	8	1	2	3	0
PITTSBURGH	10	1	1	2	4
SAN JOSE	2	0	0	0	0
ST LOUIS	2	0	2	2	2
TAMPA BAY	4	0	1	1	0
TORONTO	6	0	1	1	2
VANCOUVER	4	0	2	2	0
VEGAS	3	0	1	1	2
WASHINGTON	10	0	0	0	0
WINNIPEG	3	0	0	0	4
TOTAL:	152	5	21	26	49

CAREER RECORD

Year	Team	League	GP	TOI	G	A	PTS	+/-	PIM	PP	SH	GW	S	S%	GP	G	A	PTS	PIM
2009-10	London	OHL	55	n/a	1	13	14	25	20	1	0	n/a	n/a	n/a	12	0	2	2	4
2010-11	London	OHL	67	n/a	6	16	22	-14	51	0	1	n/a	n/a	n/a	6	0	1	1	0
2011-12	London	OHL	44	n/a	3	23	26	26	32	2	0	n/a	n/a	n/a	19	1	6	7	6
2012-13	London	OHL	50	n/a	3	16	19	21	26	1	0	n/a	n/a	n/a	17	0	4	4	14
	Wilkes-Barre	AHL	2	1	0	1	0
2013-14	Wilkes-Barre	AHL	76	n/a	5	19	24	9	55	3	0	1	102	4.9	16	0	1	1	12
2014-15	Pittsburgh	NHL	10	15:48	0	0	0	-10	4	0	0	0	9	0.0
	Wilkes-Barre	AHL	48	n/a	2	10	12	19	20	1	0	0	54	3.7	8	0	1	1	0
2015-16	Toronto	NHL	15	13:06	0	1	1	0	4	0	0	0	9	0.0
	Toronto	AHL	17	n/a	1	2	3	4	14	0	0	1	20	5.0
2016-17	Columbus	NHL	22	13:00	1	2	3	3	10	0	0	0	16	6.3	3	0	0	0	10
	Cleveland	AHL	2	n/a	0	0	0	1	0	0	0	0	4	0.0
2017-18	Columbus	NHL	32	13:18	2	3	5	0	8	0	0	1	28	7.1
2018-19	Columbus	NHL	73	13:03	2	15	17	6	23	0	0	0	54	3.7	10	0	4	4	2
CBJ Totals			127	13:06	5	20	25	9	41	0	0	1	98	5.1	13	0	4	4	12
NHL Totals			152	13:17	5	21	26	-1	49	0	0	1	116	4.3	13	0	4	4	12
AHL Totals			143	...	8	31	39	33	89	4	0	2	180	4.4	26	1	2	3	12
OHL Totals			216	...	13	68	81	58	129	4	1	54	1	13	14	24

REGULAR SEASON

PLAYOFFS

4 HARRINGTON

2018-19 SEASON

- Set career highs in assists, points and games played with 2-15-17 in 73 appearances
- Collected his first career Stanley Cup Playoffs point with an assist in Game Three of the Eastern Conference Quarterfinals on Apr. 14 vs. Tampa Bay
- Played in his 100th career Blue Jackets game on Jan. 7 at Arizona
- Collected 1-2-3 in four games from Nov. 23-29
- Notched assists in two-straight games from Oct. 25-27

CAREER HIGHLIGHTS

- Notched his first career NHL goal and added an assist for his first career multi-point game on Jan. 22, 2017 at Ottawa (Craig Anderson)
- Posted his first point in a Blue Jackets uniform with an assist on Jan. 21, 2017 vs. Carolina
- Made his Jackets debut on Nov. 15, 2016 vs. Washington
- Skated in two games with Cleveland, including his team debut on Oct. 14, 2016 vs. Rockford
- Registered 0-1-1 in 15 games with Toronto in 2015-16, including first career NHL point with an assist on Oct. 24 at Montreal
- Added 1-2-3 in 17 games with the Toronto Marlies (AHL) before suffering an upper body injury in early-January and missing the rest of the season
- Made his NHL debut with Pittsburgh, skating in 10 contests in 2014-15
- Added 2-10-12 with 20 penalty minutes and a +19 plus/minus rating in 48 contests with Wilkes-Barre/Scranton (AHL) in 2013-14
- Played in first pro season, collecting 5-19-24 and 55 penalty minutes in 76 games with Wilkes-Barre/Scranton (AHL) and added 0-1-1 in 16 postseason contests in 2013-14

AMATEUR CAREER

- Tallied 3-16-19 in 50 games with London (OHL) in 2012-13 and was named to the OHL First All-Star Team
- Captained the Knights to their second-straight OHL championship with 0-4-4 and 14 penalty minutes in 17 postseason contests in 2013
- Named to the OHL First All-Star Team after tallying career highs in assists and points with 3-23-26 with 32 penalty minutes in 44 games with the Knights in 2011-12
- Serving as an alternate captain, helped the club capture the OHL championship with 1-6-7 in 19 postseason games in 2011-12
- Set OHL career highs in goals, penalty minutes and games played with 6-16-22 and 51 penalty minutes in 67 games with London in 2010-11
- Named to the OHL First All-Rookie Team after collecting 1-13-14 and 20 penalty minutes in 55 games in OHL rookie campaign with the Knights in 2009-10

INTERNATIONAL CAREER

- Was named a top-three player for Canada at the 2013 IIHF World Junior Championships after serving as alternate captain and posting 0-2-2 in six contests
- Earned a bronze medal with Canada at the 2012 IIHF World Junior Championships, registering 1-3-4 in five games
- Helped Canada win gold at the 2010 Ivan Hlinka Memorial Tournament

PERSONAL

- Nickname is "Harry"
- Would be a teacher if he wasn't a hockey player
- Favorite game day song is "Hope the High Road" by Jason Isbell
- The celebrity or historical figure he would most like to have dinner with is John F. Kennedy
- Began playing the guitar in the seventh grade



CAREER TRANSACTIONS

- Re-signed by the Blue Jackets to a three-year contract on July 5, 2019
- Signed a two-year contract extension with Columbus on Mar. 21, 2017
- Signed by the Blue Jackets to a one-year, two-way NHL/AHL contract on July 25, 2016
- Acquired by Columbus with a conditional fifth round pick from Toronto in exchange for Kerby Rychel on June 25, 2016
- Acquired by Toronto with Nick Spaling, Kasper Kapanen, and first and third round selections in the 2016 NHL Draft from Pittsburgh in exchange for Phil Kessel, Tim Erixon, Tyler Biggs and a second round pick in the 2016 NHL Draft on July 1, 2015
- Signed a three-year, entry level contract with the Penguins on July 26, 2011
- Pittsburgh's second round pick, 54th overall, at the 2011 NHL Draft



BOONE JENNER

38

Position: LEFT WING **Shot:** LEFT
Birthplace: LONDON, ONTARIO

Ht.: 6'2" **Wt.:** 208 **Born:** JUNE 15, 1993
Resides: DORCHESTER, ONTARIO

SINGLE SEASON HIGHS

GP:	82 (2x), 2016-17
G:	30, 2015-16
A:	22, 2018-19
PTS:	49, 2015-16
+/-:	14, 2016-17
PIM:	77, 2015-16
PPG:	9, 2015-16
SHG:	2, 2016-17
GWG:	5, 2013-14
S:	225, 2015-16
S%:	13.3, 2015-16
TOI:	18:16, 2014-15
Hits:	216, 2016-17
BkS:	83, 2017-18
Multi-G GP:	3 (2x), 2018-19
Multi-A GP:	3 (2x), 2018-19
Multi-Pt GP:	12, 2015-16

GAME HIGHS

G:	3, Mar. 12, 2019 vs. BOS
A:	3, Jan. 25, 2016 vs. MTL
PTS:	3 (5x), Mar. 12, 2019 vs. BOS
PIM:	15 (2x), Dec. 21, 2017 at PIT
+/-:	3 (6x), Mar. 24, 2019 at VAN
S:	8, Feb. 22, 2019 at OTT
TOI:	22:39 (2x), Nov. 10, 2018 vs. NYR
Hits:	11, Nov. 27, 2017 at MTL
BkS:	5, Jan. 10, 2019 vs. NSH
G Streak:	4 (2x), Mar. 12-19, 2018 (4-1-5)
A Streak:	3 (5x), Feb. 5-9, 2019 (1-4-5)
Pt Streak:	6, Mar. 8-19, 2018 (5-3-8)
GP Streak:	175, Mar. 21, 2015-Apr. 9 2017

PENALTY SHOTS - 2

Date	Opp.	Goalie (Result)
Jan. 11, 2014	at WPG	Pavelec (Goal)
Dec. 13, 2014	vs. PIT	Greiss (Goal)

CAREER HIGHLIGHTS

Multi-G GP:	9x, Mar. 12, 2019 vs. BOS (3-0-3)
Multi-A GP:	11x, Feb. 19, 2019 at MTL (0-2-2)
Multi-Pt GP:	41x, Mar. 12, 2019 vs. BOS (3-0-3)
3-Pt GP:	5x, Mar. 12, 2019 vs. BOS (3-0-3)
4+ Pt GP:	0
OTG:	0

MILESTONES

1st G:	Oct. 4, 2013 vs. CGY
1st G:	Oct. 17, 2013 at MTL
1st A:	Nov. 29, 2013 vs. EDM
100th GP:	Apr. 6, 2015 at NYR
200th GP:	Nov. 18, 2016 vs. NYR
300th GP:	Dec. 31, 2017 vs. TBL
400th GP:	Feb. 26, 2019 vs. PIT
100th G:	Mar. 12, 2019 vs. BOS (2nd goal)
100th Pt:	Nov. 12, 2016 vs. STL (2nd assist)

HAT TRICKS - 1

Date	Opp.	Goalie
Mar. 12, 2019	vs. BOS	Rask (2, EN)

SHOOTOUTS

	G	S	S%	GDG
2018-19	0	0	0.0	0
CAREER	2	7	28.6	2



boonejenner

VS. THE NHL

TEAM	GP	G	A	PTS	PIM
ANAHEIM	10	1	3	4	2
ARIZONA	10	4	4	8	16
BOSTON	15	7	1	8	14
BUFFALO	14	3	1	4	17
CALGARY	11	1	0	1	0
CAROLINA	22	5	6	11	12
CHICAGO	9	0	1	1	2
COLORADO	10	5	3	8	12
COLUMBUS	0	0	0	0	0
DALLAS	10	2	2	4	11
DETROIT	17	5	7	12	4
EDMONTON	10	2	4	6	8
FLORIDA	17	7	6	13	8
LOS ANGELES	10	0	3	3	0
MINNESOTA	9	1	1	2	2
MONTREAL	14	4	6	10	4
NASHVILLE	11	5	1	6	8
NEW JERSEY	22	7	4	11	8
NY ISLANDERS	20	3	7	10	10
NY RANGERS	20	2	6	8	6
OTTAWA	14	4	1	5	12
PHILADELPHIA	23	7	2	9	13
PITTSBURGH	21	6	5	11	41
SAN JOSE	11	5	3	8	2
ST LOUIS	10	3	3	6	6
TAMPA BAY	16	3	3	6	8
TORONTO	16	4	5	9	10
VANCOUVER	11	1	2	3	2
VEGAS	4	0	1	1	4
WASHINGTON	23	1	5	6	25
WINNIPEG	9	4	1	5	0
TOTAL:	419	102	97	199	267

CAREER RECORD

Year	Team	League	GP	TOI	G	A	PTS	+/-	PIM	PP	SH	GW	S	S%
2009-10	Oshawa	OHL	65	n/a	19	30	49	-22	91	8	2	3	n/a	n/a
2010-11	Oshawa	OHL	63	n/a	25	41	66	10	57	4	2	5	n/a	n/a
2011-12	Oshawa	OHL	43	n/a	22	27	49	12	59	7	4	3	n/a	n/a
	Springfield	AHL	5	n/a	1	0	1	-1	2	0	0	0	9	11.1
2012-13	Oshawa	OHL	56	n/a	45	37	82	23	58	12	0	8	n/a	n/a
	Springfield	AHL	5	n/a	3	1	4	1	0	1	0	1	14	21.4
2013-14	Columbus	NHL	72	14:05	16	13	29	6	45	4	0	5	127	12.6
2014-15	Columbus	NHL	31	18:16	9	8	17	-5	12	2	0	2	83	10.8
2015-16	Columbus	NHL	82	16:25	30	19	49	-15	77	9	1	3	225	13.3
2016-17	Columbus	NHL	82	16:04	18	16	34	14	52	0	2	4	211	8.5
2017-18	Columbus	NHL	75	16:28	13	19	32	1	39	2	0	2	187	7.0
2018-19	Columbus	NHL	77	17:04	16	22	38	6	42	1	1	3	170	9.4
CBJ/NHL Totals			419	16:12	102	97	199	7	267	18	4	19	1,003	10.2
AHL Totals			10	...	4	1	5	0	2	1	0	1	23	17.4
OHL Totals			227	...	111	135	246	23	265	31	8	19

REGULAR SEASON

GP	TOI	G	A	PTS	+/-	PIM	PP	SH	GW	S	S%
419	16:12	102	97	199	7	267	18	4	19	1,003	10.2
10	...	4	1	5	0	2	1	0	1	23	17.4
227	...	111	135	246	23	265	31	8	19

PLAYOFFS

GP	G	A	PTS	PIM
...
10	7	5	12	14
6	4	7	11	10
...
9	2	6	8	8
8	2	3	5	8
6	3	2	5	4
...
...
5	2	1	3	14
6	1	2	3	4
10	1	2	3	2
27	7	7	14	24
8	2	3	5	8
25	13	18	31	32

38 JENNER

2018-19 SEASON

- Set a career high in assists with 22
- Won 54.1 pct. of his faceoffs taken and led club in faceoff wins (626)
- Collected 5-3-8 and was +8 in 10 games from Mar. 9-30
- Notched his first career hat trick and his 100th career NHL goal on his second of the game, on Mar. 12 vs. Boston (Tuukka Rask 2, EN)
- Tied a career high with a three-game assist streak from Feb. 5-9 (1-4-5)

CAREER HIGHLIGHTS

- Led the Jackets in hits (205), finishing 20th in the NHL in 2017-18
- Notched a career-best six-game point streak from Mar. 8-19, 2018 (5-3-8)
- Tied for the team lead in playoff goals and points with 2-1-3 in five contests in the 2017 Stanley Cup Playoffs
- Skated in a career-best 175-straight contests from Mar. 21, 2015 - Apr. 9, 2017
- Set a career high, finishing second on the club and 19th-T in the NHL with 216 hits in 2016-17
- Set career highs with 30-19-49, 77 PIM, nine power play goals, 225 shots and 213 hits in 82 games in 2015-16
- Led Columbus in multi-point games (12), finished second in goals, power play goals, hits and game-winning goals (3, tied) and third in shots and points (tied)
- Became the fifth player to record 30 goals in a single season in franchise history on Apr. 2, 2016 at Carolina
- Tallied his first career three-point game (1-2-3) on Nov. 14, 2015 vs. Arizona and first three-assist contest on Jan. 25, 2016 vs. Montreal
- Registered a career-high four-game goal streak from Dec. 1-9, 2014 (4-0-4)
- Led all NHL rookie forwards in hits (212) and game-winning goals (5, tied); finished sixth-T in goals (16) and sixth in shooting pct. (12.6) in 2013-14
- Set Blue Jackets record for most game-winning goals by a rookie (5) in 2013-14
- Converted his first career penalty shot attempt on Jan. 11, 2014 at Winnipeg, becoming the second rookie in Blue Jackets history to score a penalty shot goal (David Vyborny, 2000-01) and the first to score a GWG in that manner
- Scored his first and second career NHL goals on Oct. 17, 2013 at Montreal (Carey Price), both on the power play, becoming the first NHL player since Dustin Penner (on Nov. 30, 2005) to score his first two career goals with the man advantage in the same game
- Made his NHL debut on Oct. 4, 2013 vs. Calgary
- Led all Springfield (AHL) forwards in scoring during the 2013 Calder Cup Playoffs (2-3-5)
- Made his professional debut with Springfield on Apr. 4, 2012 at Bridgeport

AMATEUR CAREER

- Played in four seasons with Oshawa (OHL), collecting 111-135-246 and 265 penalty minutes in 227 games from 2009-13, and served as team captain from 2011-13
- Finished third in the OHL in goals (45), fourth-T in game-winning goals (8) and 10th in points (82) in final season with Oshawa in 2012-13

INTERNATIONAL CAREER

- Helped Canada capture gold at the 2016 IIHF World Championships with 2-2-4 in 10 games
- Represented Canada at the IIHF World Junior Championships for the second-straight year in 2013
- Recorded 0-2-2 and 29 penalty minutes in five games at the 2012 IIHF World Junior Championships, helping Canada win bronze
- Won a gold medal with Team Canada at the 2011 U18 Junior World Cup
- Won a silver medal with Team Ontario at IIHF World U17 Hockey Challenge in 2010, serving as team captain



PERSONAL

- Nickname is "Bam Bam"
- His dad, who taught him about work and character, has had the most influence on his career
- Would be a pro golfer if he wasn't a hockey player
- Would like Mark Wahlberg to play him in a movie about his life
- His go-to karaoke jam is anything by Bon Jovi

CAREER TRANSACTIONS

- Signed a four-year contract extension with the Jackets on July 5, 2018
- Signed a two-year contract extension with Columbus on Feb. 29, 2016
- Signed a three-year entry level contract with the Jackets on Mar. 28, 2012
- Columbus' second round pick, 37th overall, at the 2011 NHL Draft



SETH JONES

3

Position: **DEFENSE** Shot: **RIGHT** Ht.: **6'4"** Wt.: **209** Born: **OCT. 3, 1994**
 Birthplace: **ARLINGTON, TEXAS** Resides: **DALLAS, TEXAS**

SINGLE SEASON HIGHS

GP: 82, 2014-15
G: 16, 2017-18
A: 41, 2017-18
PTS: 57, 2017-18
+/-: 10, 2017-18
PIM: 30, 2017-18
PPG: 7, 2017-18
SHG: 1, 2014-15
GWG: 4 (2x), 2018-19
S: 249, 2017-18
S%: 7.9, 2016-17
TOI: 25:49, 2018-19
Hits: 106, 2018-19
BkS: 133, 2018-19
Multi-G GP: 1 (3x), 2018-19
Multi-A GP: 7 (2x), 2017-18
Multi-Pt GP: 13, 2017-18

GAME HIGHS

G: 2 (3x), Dec. 6, 2018 at PHI
A: 3 (3x), Nov. 10, 2018 vs. NYR
PTS: 4, Mar. 31, 2018 at VAN
PIM: 6, Dec. 21, 2017 at PIT
+/-: 4, Nov. 4, 2017 at TBL
S: 8, Dec. 8, 2018 vs. WSH
TOI: 30:46, Nov. 30, 2013 vs. PHI
Hits: 7, Jan. 16, 2016 vs. COL
BkS: 6, Nov. 12, 2013 at NYI
G Streak: 3, Mar. 8-12, 2018 (4-3-7)
A Streak: 4 (4x), Feb. 5-12, 2019 (0-4-4)
Pt Streak: 6, Dec. 18-29, 2017 (3-4-7)
GP Streak: 178, Apr. 5, 2014-Nov. 5, 2016

PENALTY SHOTS - 0

Date Opp. Goalie (Result)

CAREER HIGHLIGHTS

Multi-G GP: 3x, Dec. 6, 2018 at PHI
Multi-A GP: 26x, Jan. 31, 2019 at WPG (0-2-2)
Multi-Pt GP: 39x, Jan. 31, 2019 at WPG (0-2-2)
3-Pt GP: 5x, Nov. 10, 2018 vs. NYR (0-3-3)
4+ Pt GP: 1x, Mar. 31, 2018 at VAN (1-3-4)
OTG: 8x, Feb. 28, 2019 vs. PHI (4:27)

MILESTONES

1st GP: Oct. 3, 2013 at STL
1st G: Oct. 12, 2013 vs. NYI
1st A: Oct. 8, 2013 vs. MIN
100th GP: Nov. 29, 2014 vs. CBJ
200th GP: Jan. 8, 2016 at CAR
300th GP: Mar. 10, 2017 vs. BUF
400th GP: Nov. 4, 2018 at ANA
100th A: Oct. 17, 2017 at WPG
100th Pt: Jan. 3, 2017 vs. EDM (assist)
200th Pt: Dec. 13, 2018 vs. LAK (assist)

HAT TRICKS - 0

Date Opp. Goalie

SHOOTOUTS

	G	S	S%	GDG
2018-19	0	0	0.0	0
CAREER	0	1	0.0	0



@seth_jones3



seth_jones

VS. THE NHL

TEAM	GP	G	A	PTS	PIM
ANAHEIM	14	1	6	7	0
ARIZONA	13	0	6	6	4
BOSTON	15	3	5	8	10
BUFFALO	16	1	6	7	6
CALGARY	15	1	6	7	2
CAROLINA	21	0	6	6	6
CHICAGO	17	0	5	5	6
COLORADO	15	1	7	8	6
COLUMBUS	5	1	0	1	2
DALLAS	16	1	5	6	4
DETROIT	17	4	8	12	4
EDMONTON	15	0	3	3	16
FLORIDA	14	5	6	11	12
LOS ANGELES	13	1	6	7	2
MINNESOTA	19	2	5	7	8
MONTREAL	16	3	6	9	8
NASHVILLE	6	0	5	5	0
NEW JERSEY	20	1	7	8	6
NY ISLANDERS	20	3	4	7	0
NY RANGERS	19	3	10	13	2
OTTAWA	15	1	12	13	2
PHILADELPHIA	18	5	6	11	10
PITTSBURGH	18	0	6	6	14
SAN JOSE	13	1	2	3	4
ST LOUIS	18	1	0	1	6
TAMPA BAY	14	2	2	4	2
TORONTO	15	3	8	11	0
VANCOUVER	13	4	5	9	2
VEGAS	4	0	3	3	2
WASHINGTON	16	3	9	12	2
WINNIPEG	18	3	9	12	0
TOTAL:	468	54	174	228	148

CAREER RECORD

Year	Team	League	GP	TOI	G	A	PTS	+/-	PIM	PP	SH	GW	S	S%	GP	G	A	PTS	PIM
2010-11	USNTDP	USHL	28	n/a	1	13	14	5	20	0	0	0	41	2.4
2011-12	USNTDP	USHL	20	n/a	4	8	12	5	6	1	0	1	40	10.0
2012-13	Portland	WHL	61	n/a	14	42	56	46	33	4	0	2	n/a	n/a	21	5	10	15	4
2013-14	Nashville	NHL	77	19:37	6	19	25	-23	24	2	0	2	100	6
2014-15	Nashville	NHL	82	19:53	8	19	27	3	20	2	1	0	123	6.5	6	0	4	4	6
2015-16	Nashville	NHL	40	19:38	1	10	11	-5	10	0	0	0	74	1.4
	Columbus	NHL	41	24:27	2	18	20	-9	12	1	0	0	83	2.4
2016-17	Columbus	NHL	75	23:24	12	30	42	6	24	1	0	3	152	7.9	5	0	2	2	0
2017-18	Columbus	NHL	78	24:36	16	41	57	10	30	7	0	4	249	6.4	6	1	4	5	4
2018-19	Columbus	NHL	75	25:49	9	37	46	1	28	0	0	4	184	4.9	10	3	6	9	0
CBJ Totals			269	24:35	39	126	165	8	94	9	0	11	668	5.8	21	4	12	1	4
NHL Totals			468	22:31	54	174	228	-17	148	13	1	13	965	5.6	27	4	16	20	10
WHL Totals			61	...	14	42	56	46	33	4	0	2	21	5	10	15	4

REGULAR SEASON

PLAYOFFS

3 JONES

2018-19 SEASON

- Ranked fourth in the NHL in TOI/game (25:49) and led Blue Jackets defensemen in assists and points with 9-37-46 in 75 games
- Set a CBJ record with his seventh career OT goal on Feb. 28 vs. Philadelphia
- Selected to play in his third-straight All-Star Game, helping the Metro Division capture the title with 3-2-5
- Collected 5-11-16 in 18 games from Nov. 26-Jan. 5, including two five-game point streaks (3-4-7 from Nov. 26-Dec. 6 and 1-4-5 from Dec. 27-Jan. 5)
- Collected his 100th career CBJ assist on Dec. 4 vs. Calgary
- Skated in his 200th career Blue Jackets game on Nov. 3 at Los Angeles

CAREER HIGHLIGHTS

- Became the first skater in club history to be named to the First or Second NHL All-Star Team where he earned Second Team honors in 2017-18
- Finished fourth in voting for the James Norris Memorial Trophy as the league's best defenseman in 2017-18
- Set career highs, as well as single season club records for most goals (tied with Werenski) and points by a defenseman, and was fourth-T among NHL blueliners in goals and 10th-T in points with 16-41-57 in 78 games
- Set then-career highs in goals (12) as well as in assists (30) and points (42) for the second-straight season in 2016-17
- His 12 goals in 2016-17 had tied the franchise mark for most goals by a defenseman in a single season (Bryan Berard; 2005-06)
- Made his NHL All-Star Game debut at STAPLES Center in Los Angeles in 2017, helping Metropolitan Division win the title with 2-0-2 and +4 in two games
- Posted 3-28-31 in 81 games in 2015-16, finishing second among CBJ defensemen in blocked shots (118) and leading club blueliners in assists and points
- Tallied 2-18-20 and logged 24:27 TOI/game in 41 contests with Columbus and collected 1-10-11 in 40 games with Nashville
- Made his Blue Jackets debut in his 200th career NHL game on Jan. 8, 2016 at Carolina
- Suited up for all six of Nashville's 2015 Western Conference Quarterfinal contests vs. Chicago, tying for the team lead in assists (4)
- Set then-career highs in goals, points, assists (tied) with 8-19-27 in 82 games with Nashville in 2014-15
- Was Nashville's only defenseman to appear in all 82 of the team's games in 2014-15
- Ranked fifth-T among NHL rookie defensemen in goals (6), sixth-T in assists (19) and seventh in points (25) in 2013-14
- Made his NHL debut on his 19th birthday on Oct. 3, 2013 at St. Louis

AMATEUR CAREER

- Recipient of the Jim Piggott Trophy as Western Hockey League Rookie of the Year, Canadian Hockey League's Top Prospect of the Year and was a WHL First-Team All-Star after ranking fourth among WHL blueliners, and first among rookie defensemen, in points with 14-42-56 with Portland in 2012-13
- Ranked second among WHL defensemen in goals (5) and plus/minus rating (+15), and third in points (15) during the 2013 WHL Playoffs, helping the Winterhawks claim the Ed Chynoweth Cup as league champions

INTERNATIONAL CAREER

- Appeared in three games for Team North America at the World Cup of Hockey 2016
- Named one of the United States' three best players for the second consecutive year at the 2015 IIHF World Championships after posting 1-3-4 in 10 games
- Named Best Defenseman, tournament All-Star and one of the United States' three best players at the 2014 IIHF World Championships after recording 2-9-11
- Led Team USA and all tournament defensemen in assists and points while playing as USA's youngest player at 2014 tournament
- Helped the United States claim the gold medal at the 2013 IIHF World Junior Championships, leading all defensemen in assists (6) and ranking second among blueliners in points (7) and plus/minus rating (+8), while skating as youngest member of Team USA



PERSONAL

- Nickname is "Jonesy"
- His favorite hockey player growing up was Hall of Famer Nick Lidstrom
- Favorite thing to watch is "Trailer Park Boys"
- Two things that someone may not know about him is that he likes to cook and he enjoys art
- His father, Popeye Jones, enjoyed an 11-year playing career in the NBA and is currently an assistant coach with the Indiana Pacers

CAREER TRANSACTIONS

- Signed a six-year contract extension with the Blue Jackets on June 29, 2016
- Acquired by Columbus from Nashville in exchange for Ryan Johansen on Jan. 6, 2016
- Nashville's first round pick, fourth overall, at the 2013 NHL Draft



70

Ht.: 6'3" Wt.: 191 Born: APR. 28, 1994
Resides: HELSINKI, FINLAND

70 KORPISALO

2018-19 SEASON

- Turned aside 27-of-29 shots in a 6-2 victory in the season finale on Apr. 6 at Ottawa
- Stopped 32-of-33 shots in a 2-1 overtime win on Jan. 12 at Washington
- Set a new career high with a four-game win streak from Oct. 4-27 and seven-game regulation unbeaten streak from Oct. 4-Nov. 10 (5-0-2)
- Made 18 saves to pick up the win in the season opener on Oct. 4 at Detroit

CAREER HIGHLIGHTS

- Finished 8-8-1 with a 3.32 GAA in 18 games with Columbus in 2017-18
- Also went 3-4-1 with a 2.26 GAA and .924 SV% in eight outings with Cleveland (AHL) in 2017-18
- Went 7-5-1 with a 2.88 GAA and .905 SV% in 14 games with the Blue Jackets in 2016-17
- Turned aside all 24 shots for his first NHL shutout on Feb. 25, 2017 vs. the NY Islanders (7-0 W)
- Also posted a 7-6-3 record with a 2.69 GAA and .907 SV% in 16 games with Cleveland (AHL) in 2016-17
- Posted a 16-11-4 record with a 2.60 GAA and a .920 SV% in 31 contests with Columbus in 2015-16, leading the club in wins, GAA and SV%
- Finished third among NHL rookie goaltenders in wins and SV% and fourth in games played, shots-against (969) and saves (891)
- Went 13-3-3 with a 2.28 GAA and .929 SV% in 19 starts from Jan. 13-Mar. 8, 2016, including 12-straight starts from Jan. 23-Feb. 22, 2016
- Stopped 30 shots in regulation/overtime and 5-of-6 on Dec. 19, 2015 vs. Philadelphia to capture first NHL win (3-2 SOW)
- Made his NHL debut on Dec. 14, 2015 vs. Tampa Bay, turning aside 27 shots (2-1 L)
- Posted an 8-8-2 record with a 2.36 GAA and .913 SV% in 18 regular season contests with Lake Erie (AHL) in 2015-16
- Went 6-2 with a 2.96 GAA in nine playoff contests to help Lake Erie capture the 2016 Calder Cup
- Played in 38 games for Ilves of Finland's Elite League in 2014-15 before transitioning to Springfield (AHL)
- Finished 14-13-7 with a 2.34 GAA and .919 SV% for Ilves 2014-15
- Made 21 saves in AHL debut on Mar. 22, 2014 vs. Syracuse (4-1 L)
- Appeared in games for six different clubs in three different European leagues over the course of the 2013-14 season
- Earned a 1.42 GAA and .957 SV% in eight appearances with Ilves (Liiga) in 2013-14
- Recorded a 2.71 GAA and .900 SV% in 18 appearances with Kiekko in Finland's Mestis league in 2012-13

AMATEUR CAREER

- Spent the 2011-12 season with Jokerit (Finland Jr.), going 28-11 in 39 games
- Won the Jorma Valtonen Award as the top goaltender in Finland's junior league
- Appeared in 20 games in 2010-11 with Jokerit (Finland U-18)

INTERNATIONAL CAREER

- Represented Finland at the 2017 IIHF World Championships (2-3, 3.82 GAA, .858 SV% in six games)
- Represented Finland at the 2012 IIHF World U18 Junior Championships and went 3-3 with a 3.02 GAA, .902 SV% and one shutout in seven games, helping the club reach the bronze medal game



PERSONAL

- Nickname is "Korpi"
- Most memorable hockey moment was earning his first NHL victory on Dec. 19, 2015 vs. Philadelphia
- His hockey idol growing up was Miikka Kiprusoff
- Favorite athlete is F1 driver is Kimi Räikkönen
- Would attend the Champions League Final (soccer) if he could attend any sporting event in the world

CAREER TRANSACTIONS

- Re-signed to a one-year contract with the Blue Jackets on July 1, 2019
- Signed a two-year contract extension with Columbus on June 9, 2017
- Signed a three-year entry level contract with the Jackets on Mar. 21, 2014
- Columbus' third round pick, 62nd overall, at the 2012 NHL Draft



DEAN KUKAN

46

Position: **DEFENSE** Shot: **LEFT** Ht.: **6'2"** Wt.: **192** Born: **JULY 8, 1993**
 Birthplace: **VOLKETSCH, SWITZERLAND** Resides: **ZURICH, SWITZERLAND**

SINGLE SEASON HIGHS

GP:	25, 2018-19
G:	0
A:	5, 2018-19
PTS:	5, 2018-19
+/-:	9, 2015-16
PIM:	6, 2018-19
PPG:	0
SHG:	0
GWG:	0
S:	16, 2018-19
S%:	0.0 (3x), 2018-19
TOI:	17:21, 2015-16
Hits:	16, 2018-19
BkS:	21, 2018-19
Multi-G GP:	0
Multi-A GP:	1, 2018-19
Multi-Pt GP:	1, 2018-19

GAME HIGHS

G:	0
A:	2, Feb. 5, 2019 at COL
PTS:	2, Feb. 5, 2019 at COL
PIM:	2 (4x), Mar. 31, 2019 at BUF
+/-:	4 (2x), Apr. 6, 2016 at TOR
S:	4, Feb. 9, 2018 at WSH
TOI:	21:57, Apr. 4, 2016 vs. NYR
Hits:	3, Jan. 8, 2019 at TBL
BkS:	3 (2x), Feb. 19, 2019 at MTL
G Streak:	0
A Streak:	2 (3x), Mar. 28-30, 2019 (0-2-2)
Pt Streak:	2 (3x), Mar. 28-30, 2019 (0-2-2)
GP Streak:	8 (2x), Mar. 24, 2019-current

PENALTY SHOTS - 0

Date	Opp.	Goalie (Result)
------	------	-----------------

CAREER HIGHLIGHTS

Multi-G GP:	0
Multi-A GP:	1x, Feb. 5, 2019 at COL (0-2-2)
Multi-Pt GP:	1x, Feb. 5, 2019 at COL (0-2-2)
3-Pt GP:	0
4+ Pt GP:	0
OTG:	0

MILESTONES

1st GP:	Mar. 26, 2016 at NSH
1st A:	Jan. 30, 2018 vs. MIN

HAT TRICKS - 0

Date	Opp.	Goalie
------	------	--------

SHOOTOUTS

	G	S	S%	GDG
2018-19	0	0	0.0	0
CAREER	0	0	0.0	0



dkukan

VS. THE NHL

TEAM	GP	G	A	PTS	PIM
ANAHEIM	0	0	0	0	0
ARIZONA	2	0	0	0	2
BOSTON	1	0	0	0	0
BUFFALO	2	0	0	0	2
CALGARY	1	0	0	0	0
CAROLINA	2	0	0	0	0
CHICAGO	2	0	0	0	0
COLORADO	1	0	2	2	0
COLUMBUS	0	0	0	0	0
DALLAS	1	0	0	0	0
DETROIT	1	0	0	0	0
EDMONTON	0	0	0	0	0
FLORIDA	1	0	0	0	0
LOS ANGELES	0	0	0	0	0
MINNESOTA	1	0	1	1	0
MONTREAL	2	0	1	1	0
NASHVILLE	3	0	1	1	0
NEW JERSEY	1	0	0	0	0
NY ISLANDERS	4	0	0	0	0
NY RANGERS	2	0	0	0	0
OTTAWA	2	0	0	0	0
PHILADELPHIA	2	0	1	1	2
PITTSBURGH	1	0	0	0	0
SAN JOSE	2	0	2	2	0
ST LOUIS	0	0	0	0	0
TAMPA BAY	1	0	0	0	0
TORONTO	2	0	1	1	0
VANCOUVER	1	0	0	0	0
VEGAS	0	0	0	0	0
WASHINGTON	4	0	0	0	2
WINNIPEG	2	0	0	0	0
TOTAL:	44	0	9	9	8

CAREER RECORD

Year	Team	League	GP	TOI	G	A	PTS	+/-	PIM	PP	SH	GW	S	S%	GP	G	A	PTS	PIM
2011-12	Luleå HF	SHL	3	n/a	0	0	0	0	0	0	0	0	3	0.0
	Luleå J20	SuperElit	42	n/a	5	16	21	5	8	n/a	n/a	n/a	n/a	n/a	3	0	2	2	2
2012-13	Luleå HF	SHL	16	n/a	1	3	4	9	0	0	0	0	11	9.1	15	0	1	1	0
2013-14	Luleå HF	SHL	54	n/a	4	8	12	8	12	0	1	1	68	5.9	6	1	1	2	0
2014-15	Luleå HF	SHL	52	n/a	3	10	13	2	14	0	0	2	47	6.4	7	0	2	2	0
2015-16	Columbus	NHL	8	17:21	0	0	0	9	0	0	0	0	3	0.0
	Lake Erie	AHL	33	n/a	3	10	13	3	8	1	0	0	41	7.3	17	1	4	5	2
2016-17	Cleveland	AHL	72	n/a	4	25	29	-7	43	2	0	0	95	4.2
2017-18	Columbus	NHL	11	12:22	0	4	4	2	2	0	0	0	12	0.0
	Cleveland	AHL	32	n/a	1	14	15	-3	20	1	0	0	56	1.8
2018-19	Columbus	NHL	25	13:28	0	5	5	6	6	0	0	0	16	0.0	10	1	0	1	2
	Cleveland	AHL	5	n/a	1	1	2	0	0	1	0	1	14	7.1
NHL/CBJ Totals			44	13:54	0	9	9	17	8	0	0	0	31	0.0	10	1	0	1	2
AHL Totals			142	...	9	50	59	-7	71	5	0	2	206	4.4	17	1	4	5	2
SHL Totals			125	...	8	21	29	19	26	0	1	3	129	6.2	28	1	4	5	0
SuperElit Totals			53	...	7	17	24	0	10	3	0	2	2	2

46 KUKAN

2018-19 SEASON

- Set career highs in assists, points and games played with 0-5-5 in 25 games
- Made his Stanley Cup Playoffs debut, skating in all 10 outings
- Notched his first career goal in Game 5 of the Eastern Conference Semifinals on May 4 at Boston
- Registered assists in two-straight games from Mar. 28-30 and was +6 in four contests from Mar. 24-30
- Collected his first career multi-assist/point game with two assists on Feb. 5 at Colorado
- Skated in the Blue Jackets' season opener on Oct. 4 at Detroit
- Added 1-1-2 in five games with Cleveland (AHL)

CAREER HIGHLIGHTS

- Posted 0-4-4 in 20 games with Columbus in 2017-18, including his first NHL point (assist) on Jan. 30 vs. Minnesota
- Added 1-14-15 in 32 contests with Cleveland (AHL) and was selected to play in the AHL All-Star Classic
- Collected 4-25-29 and 43 penalty minutes in 72 games with Cleveland (AHL) in 2016-17, ranking third on the team in assists and leading club defensemen in assists and points
- Made his NHL debut on Mar. 26, 2016 at Nashville and was +9 in eight contests with Columbus in 2015-16
- Tied franchise rookie record at +4 on Apr. 2, 2016 at Carolina and Apr. 6, 2016 at Toronto.
- Added 3-10-13 in 33 games with Lake Erie (AHL) in 2015-16 and notched 1-4-5 in 17 postseason contests to help the Monsters capture the Calder Cup
- Scored a goal in his AHL debut on Oct. 9, 2015 at Rochester
- Recorded 3-10-13 in 52 games in second full season with Luleå HF of the Swedish Hockey League in 2014-15
- Helped Luleå capture the 2015 Champions Hockey League championship, a tournament featuring teams from several first-tier leagues in Europe
- Played in 54 games for Luleå HF (SHL) in 2013-14, registering 4-8-12
- Played for three different teams in Sweden's hockey system, including 16 games with Luleå HF in 2012-13
- Made SHL debut in 2011-12, skating in three games with Luleå HF

AMATEUR CAREER

- Spent most of 2011-12 season with Luleå J20, registering 5-16-21 in 42 games

INTERNATIONAL CAREER

- Helped Switzerland capture silver at the 2018 IIHF World Championships with 1-2-3 in 10 games
- Played for Switzerland in the 2017 IIHF World Championships, recording 0-1-1 in eight games
- Represented Switzerland at the 2015 IIHF World Championships
- Skated in seven games for Switzerland at the 2014 IIHF World Championships
- Suited up for Switzerland at 2013 IIHF World Junior Championships, recording 0-1-1 in six contests
- Tallied 1-1-2 in six games for Switzerland at the 2012 IIHF World Junior Championships



PERSONAL

- Nickname is "Kuks"
- Most memorable hockey moment was scoring his first NHL goal against Boston in the 2019 Stanley Cup Playoffs
- Favorite sport is tennis and favorite athlete is Roger Federer
- His favorite vacation spot is anywhere on a beach
- Would have been a banker if he wasn't a hockey player

CAREER TRANSACTIONS

- Signed a two-year contract extension with Columbus on Mar. 14, 2018
- Signed a one-year, two-way NHL/AHL contract extension with the Blue Jackets on June 9, 2017
- Signed a two-year, entry level contract with Columbus on June 1, 2015



RYAN MURRAY

27

Resides: **REGINA, SASKATCHEWAN**

27 MURRAY

2018-19 SEASON

- Set single-season career highs and finished third among CBJ blueliners in assists and points with 1-28-29 in 56 games
- Missed final 24 games of regular season as well as the entire 2019 Stanley Cup Playoffs with an upper body injury
- Set a single-game career high in assists and points with three assists, reaching 100 career NHL points in the process, on Feb. 16 at Chicago
- Collected assists in three-straight games from Dec. 31-Jan. 5 (0-3-3)
- Posted 0-7-7 in 10 appearances from Oct. 9-Nov. 1

CAREER HIGHLIGHTS

- Tallied 1-11-12 in 44 games with Columbus in 2017-18, missing 35 games due to injury
- Notched 2-9-11 in 60 games with the Jackets in 2016-17
- Set then career highs in assists, points, penalty minutes and tied career high in goals with 4-21-25 and 40 penalty minutes in 82 games in 2015-16
- Led Columbus and was 14th in the NHL in blocked shots (171), recording a blocked shot in 48-straight games from Dec. 17, 2015-Apr. 8, 2016, the longest streak since the Coyotes' Zbynek Michalek finished the 2008-09 season with a 77-game blocked shot streak
- Tallied his first career multi-assist game with two assists on Feb. 22, 2016 at Boston
- Missed 68 games with knee and ankle injuries in 2014-15
- Finished second on the Jackets in blocked shots (97) and fourth in TOI/game (19:52) in rookie pro/NHL season in 2013-14
- Among first-year blueliners, finished fourth in TOI/game, eighth in blocked shots, third-T in PPG (3), fifth-T in PP points (7) and 10th-T in points (21) in 2013-14
- Scored his first career NHL goal on Oct. 25, 2013 vs. Toronto (Jonathan Bernier)

AMATEUR CAREER

- Skated in 191 career WHL games with Everett Silvertips, recording 22-99-121 and a +51 rating from 2009-12
- Appeared in 23 games with the Silvertips in 2012-13 prior to suffering a season-ending shoulder injury on Nov. 16, 2012 at Victoria
- Led all Everett defensemen in goals, assists and points in 2011-12 with 9-22-31 in 46 games
- Set WHL career highs in games (70), assists (40) and points (46, 17th among league D) in 2010-11
- Named Everett's Rookie of the Year with 5-22-27 in 52 games in 2009-10

INTERNATIONAL CAREER

- Appeared in three games for Team North America at the World Cup of Hockey 2016
- Helped Canada win gold at the 2016 IIHF World Championships with 0-5-5 and was +6 in 10 contests
- Tallied 0-3-3 and was +6 in six games at 2012 IIHF World Junior Championships, helping Canada win a bronze medal
- Was the second-youngest player to ever represent Hockey Canada at the IIHF World Championships (Paul Kariya in 1993), skating in six games in 2012
- Named captain of Team Canada at the 2011 IIHF World U18 Junior Championships, ranking second on the team in points (10) in seven games and was selected First Team All-Star
- Had two assists in five games for Team Canada at 2010 Ivan Hlinka Memorial Tournament



PERSONAL

- Nickname is "Mur"
- His hockey idol growing up was Hall of Famer Scott Niedermayer
- Would have been a dentist if he wasn't a hockey player
- Has been playing the piano and the guitar for several years
- One thing on his Bucket List is to learn to sail

CAREER TRANSACTIONS

- Signed a two-year contract extension with the Blue Jackets on July 1, 2019
- Signed a one-year qualifying offer with Columbus on July 14, 2018
- Signed a two-year contract extension with the Blue Jackets on Feb. 11, 2016
- Signed a three-year, entry level contract with Columbus on July 24, 2012
- Columbus' first round pick, second overall, at the 2012 NHL Draft



RILEY NASH

20

Position: CENTER

Shot: RIGHT

Ht.: 6'2"

Wt.: 185

Born: MAY 9, 1989

Birthplace: CONSORT, ALBERTA

Resides: SANTA MONICA, CALIFORNIA

SINGLE SEASON HIGHS

GP:	81, 2016-17
G:	15, 2017-18
A:	26, 2017-18
PTS:	41, 2017-18
+/-:	16, 2017-18
PIM:	29, 2013-14
PPG:	2 (2x), 2017-18
SHG:	1, 2016-17
GWG:	3, 2013-14
S:	125, 2016-17
S%:	13.3, 2017-18
TOI:	16:19, 2014-15
Hits:	88, 2014-15
BkS:	67, 2017-18
Multi-G GP:	2, 2017-18
Multi-A GP:	4, 2017-18
Multi-Pt GP:	8, 2017-18

GAME HIGHS

G:	2 (5x), Feb. 13, 2018 vs. CGY
A:	2 (9x), Mar. 12, 2019 vs. BOS
PTS:	3 (2x), Dec. 27, 2017 vs. OTT
PIM:	15, Dec. 10, 2013 at EDM
+/-:	3 (3x), Dec. 27, 2017 vs. OTT
S:	6 (3x), Dec. 7, 2017 vs. ARI
TOI:	22:24, Oct. 21, 2014 at WPG
Hits:	6 (2x), Jan. 22, 2017 at PIT
BkS:	4, Oct. 11, 2017 at COL
G Streak:	3, Feb. 13-18, 2016 (3-1-4)
A Streak:	3, Nov. 8-13, 2014 (1-3-4)
Pt Streak:	4, Feb. 13-19, 2016 (3-2-5)
GP Streak:	87, Jan. 13, 2014-Feb. 3, 20115

PENALTY SHOTS - 0

Date	Opp.	Goalie (Result)
------	------	-----------------

CAREER HIGHLIGHTS

Multi-G GP:	5x, Feb. 13, 2018 vs. CGY (2-0-2)
Multi-A GP:	9x, Mar. 12, 2019 vs. BOS (0-2-2)
Multi-Pt GP:	22x, Mar. 12, 2019 vs. BOS (0-2-2)
3-Pt GP:	2x, Dec. 27, 2017 vs. OTT (2-1-3)
4+ Pt GP:	0
OTG:	0

MILESTONES

1st GP:	Dec. 21, 211 vs. PHX
1st G:	Mar. 2, 2013 vs. FLA
1st A:	Dec. 23, 2011 vs. OTT
100th GP:	Mar. 25, 2014 vs. NYI
200th GP:	Dec. 19, 2015 at PIT
300th GP:	Feb. 12, 2017 vs. MTL
400th GP:	Oct. 4, 2018 at DET
100th Pt:	Oct. 21, 2017 vs. BUF (assist)

HAT TRICKS - 0

Date	Opp.	Goalie
------	------	--------

SHOOTOUTS

	G	S	S%	GDG
2018-19	0	0	0.0	0
CAREER	6	14	42.9	1

@rileynash20

VS. THE NHL

TEAM	GP	G	A	PTS	PIM
ANAHEIM	10	0	4	4	4
ARIZONA	10	2	4	6	2
BOSTON	13	0	6	6	4
BUFFALO	20	3	6	9	6
CALGARY	11	2	2	4	4
CAROLINA	10	2	4	6	0
CHICAGO	12	2	1	3	0
COLORADO	11	0	4	4	0
COLUMBUS	16	2	6	8	8
DALLAS	12	1	4	5	8
DETROIT	17	0	3	3	4
EDMONTON	12	1	3	4	17
FLORIDA	18	4	3	7	2
LOS ANGELES	10	0	2	2	0
MINNESOTA	12	2	1	3	0
MONTREAL	20	3	2	5	2
NASHVILLE	11	1	2	3	4
NEW JERSEY	23	1	3	4	2
NY ISLANDERS	22	3	4	7	4
NY RANGERS	23	1	2	3	7
OTTAWA	19	5	3	8	4
PHILADELPHIA	20	1	1	2	8
PITTSBURGH	24	4	4	8	2
SAN JOSE	11	2	3	5	8
ST LOUIS	12	2	3	5	2
TAMPA BAY	24	4	6	10	10
TORONTO	20	0	0	0	4
VANCOUVER	11	0	0	0	0
VEGAS	4	1	0	1	0
WASHINGTON	25	4	4	8	4
WINNIPEG	14	3	5	8	0
TOTAL:	477	56	95	151	120

CAREER RECORD

Year	Team	League	GP	TOI	G	A	PTS	+/-	PIM	PP	SH	GW	S	S%	GP	G	A	PTS	PIM
2007-08	Cornell	ECAC	36	n/a	12	20	32	5	28	7	0	2	n/a	n/a
2008-09	Cornell	ECAC	36	n/a	13	22	35	6	34	4	1	2	n/a	n/a
2009-10	Cornell	ECAC	30	n/a	12	23	35	12	39	3	0	1	n/a	n/a
2010-11	Charlotte	AHL	79	n/a	14	18	32	5	26	2	0	1	121	11.6	16	1	3	4	16
2011-12	Carolina	NHL	5	10:34	0	1	1	1	2	0	0	0	2	0.0
	Charlotte	AHL	58	n/a	8	12	20	-15	26	6	0	2	91	8.8
2012-13	Carolina	NHL	32	12:48	4	5	9	-4	8	0	0	0	36	11.1
	Charlotte	AHL	51	n/a	13	24	37	14	20	6	0	2	103	12.6	5	1	2	3	0
2013-14	Carolina	NHL	73	12:40	10	14	24	0	29	1	0	3	86	11.6
2014-15	Carolina	NHL	68	16:19	8	17	25	-10	12	1	0	0	94	8.5
2015-16	Carolina	NHL	64	12:57	9	13	22	-5	18	2	0	1	76	11.8
2016-17	Boston	NHL	81	13:48	7	10	17	-1	14	0	1	2	125	5.6	6	0	2	2	2
2017-18	Boston	NHL	76	15:25	15	26	41	16	18	2	0	1	113	13.3	9	0	1	1	4
2018-19	Columbus	NHL	78	10:50	3	9	12	-8	19	0	0	1	79	3.8	7	1	2	3	4
CBJ Totals			78	10:50	3	9	12	-8	19	0	0	1	79	3.8	7	1	2	3	4
NHL Totals			477	13:33	56	95	151	-11	120	6	1	8	611	9.2	22	1	5	6	10
AHL Totals			188	...	35	54	89	4	72	14	0	5	315	11.1	21	2	5	7	16
NCAA Totals			102	...	37	65	102	23	101	14	1	5

20 NASH

2018-19 SEASON

- Tallied 1-2-3 in seven playoff games, notching his first career Stanley Cup Playoffs goal in Game 2 of the Eastern Conference Quarterfinals on Apr. 12 at Tampa Bay
- Tied his single-game career high with two assists on Mar. 12 vs. Boston
- Notched his first goal and multi-point game as a Jacket on Nov. 29 vs. Minnesota (1-1-2)
- Collected his first Blue Jackets' point with an assist on Oct. 11 at Florida
- Skated in his 400th career NHL game in his CBJ debut on Oct. 4 at Detroit

CAREER HIGHLIGHTS

- Set career highs with 15-26-41 while playing in 76 games with Boston in 2017-18
- Tallied 8-11-19 in 22 contests from Feb. 7-Mar. 23, 2018
- Played in a career-high 81 games with the Bruins in 2016-17, collecting 7-10-17
- Collected an assist for Boston in his first Stanley Cup Playoffs game on Apr. 12, 2017 vs. Ottawa
- Notched 9-13-22 in 64 appearances with Carolina in 2015-16
- Had a career-best four-game point streak from Feb. 13-19, 2016 (3-2-5 totals), including goals in a career-high three-straight games
- Established career highs in assists and points with 8-17-25 in 68 contests with the Hurricanes in 2014-15
- Played his first full NHL season in 2013-14, notching 10-14-24 in 73 contests with Carolina
- Split the 2012-13 campaign between Carolina and Charlotte (AHL)
- Made his NHL debut on Dec. 21, 2011 vs. Phoenix and recorded his first NHL point with an assist in the next game, Dec. 23 vs. Ottawa
- Ranked second among Charlotte (AHL) rookies in scoring in 2010-11 with 14-28-32 in 79 games

AMATEUR CAREER

- Played three seasons at Cornell University, registering 37-65-102 in 102 career games
- Earned ECAC Hockey First Team honors in 2008-09 and Third Team honors in 2009-10 and was an honorable mention All-Ivy League selection both years
- Led Cornell in scoring in 2008-09 with 35 points in 36 games.
- Named both the ECAC Hockey and Ivy League Rookie of the Year in 2007-08 as he led the team in assists and was second on the team in scoring with 12-20-32 totals

PERSONAL

- Nickname is "Nasher"
- Most memorable hockey moment was playing in the 2019 Stanley Cup Playoffs
- Would be a pilot if he wasn't a hockey player
- The first concert he ever attended was Tim McGraw and Faith Hill
- Favorite movie is *Old School*

CAREER TRANSACTIONS

- Signed a three-year contract with the Blue Jackets on July 1, 2018
- Signed a two-year contract with Boston on July 1, 2016
- Signed by Carolina to a one-year contract on July 1, 2015
- Re-signed to a two-year, two-way NHL/AHL contract with the Hurricanes on July 9, 2013
- Signed a three-year, entry level contract with the Hurricanes on July 19, 2010
- Acquired by Carolina from Edmonton for Ottawa's 2nd round pick in 2010 NHL Draft on June 25, 2010
- Edmonton's first round pick, 21st overall, in the 2007 NHL Draft





MARKUS NUTIVAARA

65

Position: DEFENSE

Shot: LEFT

Ht.: 6'1"

Wt.: 187

Born: JUNE 6, 1994

Birthplace: OULU, FINLAND

Resides: OULU, FINLAND

SINGLE SEASON HIGHS

GP:	80, 2018-19
G:	7, 2017-18
A:	16 (2x), 2018-19
PTS:	23, 2017-18
+/-:	13, 2017-18
PIM:	14, 2017-18
PPG:	1, 2017-18
SHG:	0
GWG:	1 (2x), 2018-19
S:	99, 2018-19
S%:	8.9, 2017-18
TOI:	17:41, 2018-19
Hits:	80, 2018-19
BkS:	61, 2018-19
Multi-G GP:	0
Multi-A GP:	3, 2017-18
Multi-Pt GP:	3, 2017-18

GAME HIGHS

G:	1 (14x), Apr. 6, 2019 at OTT
A:	2 (3x), Nov. 20, 2017 at BUF
PTS:	2 (3x), Nov. 20, 2017 at BUF
PIM:	4, Dec. 27, 2017 at PIT
+/-:	3 (5x), Mar. 29, 2018 at CGY
S:	7, Oct. 9, 2018 vs. COL
TOI:	24:16, Dec. 27, 2017 at PIT
Hits:	4 (3x), Apr. 6, 2019 at OTT
BkS:	4, Dec. 23, 2016 vs. MTL
G Streak:	2, Mar. 27-29, 2018 (2-0-2)
A Streak:	2 (8x), Mar. 28-30, 2019 (0-2-2)
Pt Streak:	3, Mar. 17-20, 2018 (2-1-3)
GP Streak:	49, Oct. 4, 2018-Jan. 29, 2019

PENALTY SHOTS - 0

Date	Opp.	Goalie (Result)
------	------	-----------------

CAREER HIGHLIGHTS

Multi-G GP:	0
Multi-A GP:	3x, Nov. 20, 2017 at BUF (0-2-2)
Multi-Pt GP:	3x, Nov. 20, 2017 at BUF (0-2-2)
3-Pt GP:	0
4+ Pt GP:	0
OTG:	0

MILESTONES

1st GP:	Oct. 13, 2016 vs. BOS
1st G:	Nov. 12, 2016 vs. STL
1st A:	Nov. 4, 2016 vs. MTL
100th GP:	Jan. 2, 2018 at DAL
200th GP:	Mar. 24, 2019 at VAN

HAT TRICKS - 0

Date	Opp.	Goalie
------	------	--------

SHOOTOUTS

	G	S	S%	GDG
2018-19	0	0	0.0	0
CAREER	0	0	0	0


[@mauripellervo](#)

[mauripellervo](#)

VS. THE NHL

TEAM	GP	G	A	PTS	PIM
ANAHEIM	5	1	0	1	0
ARIZONA	6	0	0	0	0
BOSTON	9	0	5	5	2
BUFFALO	8	0	3	3	0
CALGARY	5	1	1	2	0
CAROLINA	9	0	0	0	0
CHICAGO	4	0	1	1	0
COLORADO	5	0	1	1	0
COLUMBUS	0	0	0	0	0
DALLAS	6	1	0	1	0
DETROIT	7	2	2	4	0
EDMONTON	6	1	2	3	0
FLORIDA	9	0	4	4	0
LOS ANGELES	5	0	0	0	2
MINNESOTA	4	0	1	1	0
MONTREAL	9	0	3	3	2
NASHVILLE	4	0	1	1	2
NEW JERSEY	8	0	1	1	4
NY ISLANDERS	9	1	1	2	2
NY RANGERS	11	2	2	4	2
OTTAWA	6	3	1	4	0
PHILADELPHIA	10	0	1	1	0
PITTSBURGH	9	0	1	1	4
SAN JOSE	5	0	1	1	2
ST LOUIS	6	1	0	1	0
TAMPA BAY	9	0	1	1	0
TORONTO	9	0	2	2	0
VANCOUVER	6	0	0	0	0
VEGAS	3	1	0	1	0
WASHINGTON	10	0	2	2	2
WINNIPEG	5	0	0	0	2
TOTAL:	207	14	37	51	26

CAREER RECORD

Year	Team	League	GP	TOI	G	A	PTS	+/-	PIM	PP	SH	GW	S	S%	GP	G	A	PTS	PIM
2012-13	Pelicans U20	Jr. A SM-liiga	42	n/a	4	11	15	4	14	n/a	n/a	n/a	n/a	n/a
2013-14	Kärpät U20	Jr. A SM-liiga	19	n/a	2	9	11	11	10	n/a	n/a	n/a	n/a	n/a	12	1	4	5	2
	Jokipojat	Mestis	11	n/a	0	3	3	5	4	n/a	n/a	n/a	n/a	n/a
2014-15	Kärpät	Liiga	35	n/a	0	2	2	7	4	n/a	n/a	n/a	n/a	n/a	16	1	5	6	0
	Kärpät U20	Jr. A SM-liiga	7	n/a	2	6	8	5	0	n/a	n/a	n/a	n/a	n/a	5	3	2	5	0
	Hokki	Mestis	2	n/a	0	2	2	3	2	n/a	n/a	n/a	n/a	n/a
2015-16	Kärpät	Liiga	50	n/a	6	16	22	10	14	n/a	n/a	n/a	n/a	n/a	7	1	4	5	0
2016-17	Columbus	NHL	66	13:13	2	5	7	7	6	0	0	0	66	3.0	2	1	1	2	0
2017-18	Columbus	NHL	61	16:02	7	16	23	13	14	1	0	1	79	8.9	6	0	0	0	0
	Cleveland	AHL	3	n/a	0	0	0	-2	0	0	0	0	4	0.0
2018-19	Columbus	NHL	80	17:41	5	16	21	3	6	0	0	1	99	5.1	2	0	0	0	0
CBJ/NHL Totals			207	15:46	14	37	51	23	26	1	0	2	244	5.7	10	1	1	2	0
AHL Totals			3	...	0	0	0	-2	0	0	0	0	4	0.0
Liiga Totals			85	...	6	18	24	17	18	23	2	9	11	0
Mestis Totals			13	...	0	5	5	8	6
Jr. A SM-liiga Totals			68	...	8	26	34	20	24	17	4	6	10	2

65 NUTIVAARA

2018-19 SEASON

- Set career highs in games played (80), shots (99) and ice time (17:41) and tied his career high in assists (16)
- Missed the final eight games of the Stanley Cup Playoffs due to injury
- Registered 0-4-4 and was +7 in six contests from Mar. 16-30
- Tallied 0-4-4 in five games from Oct. 9-20

CAREER HIGHLIGHTS

- Finished third among Jackets defensemen and set career highs with 7-16-23 in 61 games in 2017-18
- Collected 1-7-8 in 12 games from Oct. 30-Nov. 24, 2017
- Notched 2-5-7 in 66 games in rookie campaign with CBJ in 2016-17
- Made the Blue Jackets roster out of training camp in 2016-17 after spending the previous two seasons with Kärpät (Liiga) in his native Finland
- Tallied a goal and an assist in his Stanley Cup Playoffs debut on Apr. 18, 2017 vs. Pittsburgh
- Was a season-high +3 on three occasions (Nov. 12, 2016 vs. St. Louis, Feb. 25 vs. NY Islanders and Mar. 11 at Buffalo)
- Collected his first NHL point with an assist on Nov. 4, 2016 vs. Montreal and tallied his first NHL goal four games later on Nov. 12 vs. St. Louis (Carter Hutton)
- Recorded two hits in 13:28 of ice time in his NHL debut on Oct. 13, 2016 vs. Boston
- Skated for Kärpät in the Finnish Elite League (Liiga), recording 6-16-22 in 50 games in 2015-16
- Ranked second among club defensemen in goals (tied), assists and points (tied)
- Added 1-4-5 in seven games during the 2016 Liiga playoffs
- Posted 0-2-2 in 35 regular season games with Kärpät (Liiga) in 2014-15
- Helped the club capture the 2015 Liiga championship with 1-5-6 in 16 playoff games

AMATEUR CAREER

- Suited up in 19 games for Kärpät U20 of the Jr. A SM-liiga and 11 games for Jokipojat of Mestis, Finland's second-tier professional league in 2013-14
- Helped Kärpät capture a silver medal in the Jr. A SM-liiga playoffs with 1-4-5 in 12 games

INTERNATIONAL CAREER

- Named one of Finland's top three players at the 2018 IIHF World Championships after finishing tied for the tournament lead among defensemen in scoring with 3-6-9 in eight contests

PERSONAL

- Nickname is "Nuti"
- Would be a firefighter if he wasn't a hockey player
- Favorite app is Spotify and favorite thing to binge watch is "Friends"
- The talent he'd most liked to have is to play the drums
- One thing he can't stop eating are fries

CAREER TRANSACTIONS

- Signed a four-year contract extension with the Jackets on Mar. 29, 2018
- Signed a two-year, entry level contract with the Blue Jackets on May 3, 2016
- Columbus' seventh round pick, 189th overall, at the 2015 NHL Draft





GUSTAV NYQUIST

14

Position: FORWARD **Shot:** LEFT
Birthplace: HALMSTAD, SWEDEN

Ht.: 5'11" **Wt.:** 179 **Born:** SEPT. 1, 1989
Resides: NEW ALBANY, OHIO

SINGLE SEASON HIGHS

GP: 82 (3x), 2017-18
G: 28, 2013-14
A: 38, 2018-19
PTS: 60, 2018-19
+/-: 16, 2013-14
PIM: 34, 2015-16
PPG: 14, 2014-15
SHG: 0
GWG: 6, 2013-14
S: 213, 2017-18
S%: 18.3, 2013-14
TOI: 17:51, 2017-18
Hits: 65, 2017-18
BkS: 36, 2017-18
Multi-G GP: 5, 2013-14
Multi-A GP: 6, 2018-19
Multi-Pt GP: 13, 2018-19

GAME HIGHS

G: 3, Feb. 2, 2014 at WSH
A: 3 (3x), Mar. 10, 2017 vs. CHI
PTS: 4 (2x), Mar. 7, 2014 vs. NJD
PIM: 6, Apr. 25, 2013 vs. NSH
+/-: 4 (2x), Dec. 5, 2017 vs. WPG
S: 8 (2x), Feb. 24, 2019 vs. SJS
TOI: 23:51, Oct. 24, 2015 at VAN
Hits: 5, Mar. 6, 2018 at BOS
BkS: 3 (5x), Dec. 29, 2018 at DAL
G Streak: 6, Mar. 16-25, 2014 (9-1-10)
A Streak: 4 (2x), Oct. 28-Nov. 3, 2018 (0-5-5)
Pt Streak: 10, Mar. 16-Apr. 2, 2014 (12-2-14)
GP Streak: 264, Dec. 23, 2013-Feb. 12, 2017

PENALTY SHOTS - 1

Date **Opp.** **Goalie (Result)**
Nov. 5, 2014 at NYR Lundqvist (No Goal)

CAREER HIGHLIGHTS

Multi-G GP: 13x, Mar. 12, 2019 at WPG (2-0-2)
Multi-A GP: 20x, Jan. 18, 2019 at CGY (0-2-2)
Multi-Pt GP: 62x, Apr. 6, 2019 vs. COL (1-1-2)
3-Pt GP: 8x, Dec. 6, 2018 at TOR (1-2-3)
4+ Pt GP: 2x, Mar. 7, 2014 vs. NJD (1-3-4)
OTG: 5x, Oct. 20, 2018 at FLA (3-4-4)

MILESTONES

1st GP: Nov. 1, 2011 vs. MIN
1st G: Mar. 26, 2012 vs. CBJ
1st A: Jan. 3, 2012 at DAL
100th GP: Oct. 15, 2014 vs. BOS
200th GP: Nov. 21, 2015 at STL
300th GP: Jan. 5, 2017 at LAK
400th GP: Feb. 28, 2018 at STL
500th GP: Apr. 6, 2019 vs. COL
100th G: Dec. 31, 2017 vs. PIT
100th A: Jan. 24, 2017 at BOS
100th Pt: Feb. 5, 2015 at COL (assist)
200th Pt: Mar. 27, 2017 at CAR (2nd assist)
300th Pt: Mar. 18, 2019 vs. VGK (assist)

HAT TRICKS - 1

Date **Opp.** **Goalie**
Feb. 2, 2014 at WSH Neuirth (3)

SHOOTOUTS

	G	S	S%	GDG
2018-19	1	6	16.7	0
CAREER	14	43	32.6	3

@GNyquist

VS. THE NHL

TEAM	GP	G	A	PTS	PIM
ANAHEIM	15	3	4	7	4
ARIZONA	12	4	3	7	2
BOSTON	23	7	7	14	6
BUFFALO	22	3	8	11	4
CALGARY	12	4	6	10	2
CAROLINA	18	5	7	12	2
CHICAGO	17	5	7	12	0
COLORADO	14	4	5	9	2
COLUMBUS	19	6	6	12	2
DALLAS	14	3	6	9	0
DETROIT	1	0	0	0	0
EDMONTON	13	3	7	10	0
FLORIDA	26	9	5	14	4
LOS ANGELES	16	3	4	7	2
MINNESOTA	15	6	9	15	6
MONTRÉAL	24	5	7	12	10
NASHVILLE	16	4	5	9	12
NEW JERSEY	18	2	12	14	6
NY ISLANDERS	15	4	7	11	2
NY RANGERS	16	0	4	4	4
OTTAWA	24	6	8	14	14
PHILADELPHIA	16	2	5	7	4
PITTSBURGH	15	4	8	12	4
SAN JOSE	12	4	2	6	2
ST. LOUIS	14	1	1	2	4
TAMPA BAY	23	8	7	15	8
TORONTO	25	10	9	19	12
VANCOUVER	12	3	4	7	2
VEGAS	5	3	2	5	0
WASHINGTON	17	6	6	12	4
WINNIPEG	11	4	4	8	4
TOTALS:	500	131	175	306	128

CAREER RECORD

Year	Team	League	GP	TOI	G	A	PTS	+/-	PIM	PP	SH	GW	S	S%
2008-09	Maine	Hockey East	38	n/a	13	19	32	0	28	5	1	1	117	11.1
2009-10	Maine	Hockey East	39	n/a	19	42	61	15	20	7	0	4	134	14.2
2010-11	Maine	Hockey East	36	n/a	18	33	51	0	20	6	2	1	140	12.9
	Grand Rapids	AHL	8	n/a	1	3	4	1	2	0	0	0	14	7.1
2011-12	Detroit	NHL	18	10:36	1	6	7	2	2	0	0	0	19	5.3
	Grand Rapids	AHL	56	n/a	22	36	58	7	18	7	0	1	152	14.5
2012-13	Detroit	NHL	22	13:02	3	3	6	0	6	0	0	0	46	6.5
	Grand Rapids	AHL	58	n/a	23	37	60	10	34	9	0	2	169	13.6
2013-14	Detroit	NHL	57	16:51	28	20	48	16	10	6	0	6	153	18.3
	Grand Rapids	AHL	15	n/a	7	14	21	6	6	1	0	1	36	19.4
2014-15	Detroit	NHL	82	16:39	27	27	54	-11	26	14	0	4	195	13.8
2015-16	Detroit	NHL	82	15:10	17	26	43	-2	34	7	0	3	161	10.5
2016-17	Detroit	NHL	76	17:26	12	36	48	0	18	2	0	2	165	7.3
2017-18	Detroit	NHL	82	17:51	21	19	40	-2	20	3	0	2	213	9.8
2018-19	Detroit	NHL	62	18:07	16	33	49	0	8	1	0	2	163	9.8
	San Jose	NHL	19	15:34	6	5	11	1	4	1	0	1	41	14.6
NHL Totals			500	16:31	131	175	306	4	128	34	0	20	1,156	11.3
AHL Totals			137	...	53	90	143	24	60	17	0	4	371	14.3
NCAA Totals			113	...	50	94	144	15	68	18	3	6	391	12.8

REGULAR SEASON

Year	Team	League	GP	TOI	G	A	PTS	+/-	PIM	PP	SH	GW	S	S%
2008-09	Maine	Hockey East	38	n/a	13	19	32	0	28	5	1	1	117	11.1
2009-10	Maine	Hockey East	39	n/a	19	42	61	15	20	7	0	4	134	14.2
2010-11	Maine	Hockey East	36	n/a	18	33	51	0	20	6	2	1	140	12.9
	Grand Rapids	AHL	8	n/a	1	3	4	1	2	0	0	0	14	7.1
2011-12	Detroit	NHL	18	10:36	1	6	7	2	2	0	0	0	19	5.3
	Grand Rapids	AHL	56	n/a	22	36	58	7	18	7	0	1	152	14.5
2012-13	Detroit	NHL	22	13:02	3	3	6	0	6	0	0	0	46	6.5
	Grand Rapids	AHL	58	n/a	23	37	60	10	34	9	0	2	169	13.6
2013-14	Detroit	NHL	57	16:51	28	20	48	16	10	6	0	6	153	18.3
	Grand Rapids	AHL	15	n/a	7	14	21	6	6	1	0	1	36	19.4
2014-15	Detroit	NHL	82	16:39	27	27	54	-11	26	14	0	4	195	13.8
2015-16	Detroit	NHL	82	15:10	17	26	43	-2	34	7	0	3	161	10.5
2016-17	Detroit	NHL	76	17:26	12	36	48	0	18	2	0	2	165	7.3
2017-18	Detroit	NHL	82	17:51	21	19	40	-2	20	3	0	2	213	9.8
2018-19	Detroit	NHL	62	18:07	16	33	49	0	8	1	0	2	163	9.8
	San Jose	NHL	19	15:34	6	5	11	1	4	1	0	1	41	14.6
NHL Totals			500	16:31	131	175	306	4	128	34	0	20	1,156	11.3
AHL Totals			137	...	53	90	143	24	60	17	0	4	371	14.3
NCAA Totals			113	...	50	94	144	15	68	18	3	6	391	12.8

PLAYOFFS

Year	Team	League	GP	G	A	PTS	PIM
2008-09	Maine	Hockey East
2009-10	Maine	Hockey East
2010-11	Maine	Hockey East
	Grand Rapids	AHL
2011-12	Detroit	NHL	4	0	0	0	0
	Grand Rapids	AHL
2012-13	Detroit	NHL	14	2	3	5	2
	Grand Rapids	AHL	10	2	5	7	19
2013-14	Detroit	NHL	5	0	0	0	0
	Grand Rapids	AHL
2014-15	Detroit	NHL	7	1	1	2	2
2015-16	Detroit	NHL	5	1	0	1	6
2016-17	Detroit	NHL
2017-18	Detroit	NHL
2018-19	Detroit	NHL
	San Jose	NHL	20	1	10	11	0
NHL Totals			55	5	14	19	10
AHL Totals			10	2	5	7	19
NCAA Totals		

14 NYQUIST

2018-19 SEASON

- Set career highs in assists, points and multi-point efforts (13) with 22-38-60 in 81 games with Detroit and San Jose
- Added 1-10-11 in 20 Stanley Cup Playoff outings to help the Sharks advance to the Western Conference Finals
- Collected a seven-game point streak with 1-7-8 from Oct. 28-Nov. 10

CAREER HIGHLIGHTS

- Tallied 21-19-40 in 2017-18 and played in all 82 games for the Red Wings for the third time in his career
- Ranked second on the team in goals and shots (213) and fourth in points
- Finished second on Detroit in assists and points with 12-36-48 in 76 outings in 2016-17
- Tallied 5-14-19 with seven multi-point efforts in the final 20 games
- Skated in all 82-games in back-to-back seasons from 2014-16
- Ranked third in the NHL with a career-high 14 power play goals in 2014-15
- Ranked second on the Wings in goals (27) and power play points (24, tied) and third in shots (195) and shooting pct. (13.8) in 2014-15
- Registered a career high in goals in his first full NHL season in 2013-14, finishing with 28-20-48 and was +16 in 65 outings
- Led Detroit in goals, game-winning goals (6) and shooting pct. (18.3) and ranked second in plus/minus and shots (153)
- Led the NHL in goals from Jan. 20 until the end of the season, amassing 23-14-37 in 34 contests
- Split his second pro campaign between Detroit and the AHL's Grand Rapids Griffins in 2012-13
- Collected 3-3-6 in 22 regular season games with Detroit and 3-2-5 in 14 Stanley Cup Playoff contests in 2012-13
- Became the first rookie in franchise history to register two overtime points in one playoff year with 1-1-2 during the 2013 Stanley Cup Playoffs
- Led Grand Rapids in points with 23-37-60 in 58 games and had led the AHL in scoring prior to his recall on Mar. 19, 2013
- Recorded 2-5-7 in 10 AHL playoff games to help the Griffins capture the 2013 Calder Cup Championship
- Represented the Griffins at the 2013 AHL All-Star Classic and was named to the AHL First All-Star Team
- Made his pro debut in 2011-12, registering 1-6-7 in 18 games with Detroit
- Set the Griffins' all-time rookie scoring record with 22-36-58 in 56 outings in 2011-12
- Tied for Grand Rapids' lead in points and ranked second in goals in 2011-12
- Selected for the 2012 AHL All-Star Classic
- Made his professional debut at the end of the 2010-11 campaign, collecting 1-3-4 in eight games for Grand Rapids (AHL)

AMATEUR CAREER

- Led the University of Maine in scoring with 18-33-51 in 36 games, finishing fifth in the NCAA in assists in 2010-11
- Earned his second-straight Hobey Baker Award nomination as the NCAA's top player and was named an NCAA Second-Team All-American and Hockey East First-Team All-Star
- Led the NCAA in scoring as a sophomore at Maine with 19-42-61 in games in 2009-10
- Finished second in the voting for the Hobey Baker Award as the NCAA's best player and was named an NCAA First-Team All-American and Hockey East First-Team All-Star
- Made his collegiate debut in 2008-09, leading Maine in points with 13-19-32 in 38 appearances
- Earned a spot on the Hockey East All-Rookie Team after finishing second among league rookies in scoring

INTERNATIONAL CAREER

- Won a gold medal with Sweden at the 2018 IIHF World Championships, posting 4-1-5 in nine games
- Led the 2016 IIHF World Championships in goals with 7-1-8 in eight games



- Earned bronze with Sweden at the 2014 IIHF World Championships
- Captured silver with the country at the 2014 Winter Olympics after skating in six contests

PERSONAL

- Nickname is "Gus"
- His hockey idol growing up was Hall of Famer Peter Forsberg
- Would attend The Masters if he could attend any sporting event in the world
- One thing that people may not know about him is that he used to be a good skier
- Favorite movie is *Inception*

CAREER TRANSACTIONS

- Signed a four-year contract as a free agent with Columbus on July 1, 2019
- Acquired by San Jose from Detroit in exchange for a 2019 second-round pick and a conditional 2020 third-round selection on Feb. 25, 2019
- Signed to a four-year contract extension with the Wings on July 10, 2015
- Re-signed with Detroit to a two-year contract on Aug. 20, 2013
- Signed a two-year entry level contract with the Red Wings on Mar. 25, 2011
- Detroit's fourth-round pick, 121st overall, at the 2008 NHL Draft



DAVID SAVARD

58

Position: DEFENSE

Shot: RIGHT

Ht.: 6'2"

Wt.: 229

Born: OCT. 22, 1990

Birthplace: ST. HYACINTHE, QUEBEC

Resides: LAC-BEAUPORT, QUEBEC

SINGLE SEASON HIGHS

GP:	82 (2x), 2018-19
G:	11, 2014-15
A:	25, 2014-15
PTS:	36, 2014-15
+/-:	33, 2016-17
PIM:	71, 2014-15
PPG:	3, 2014-15
SHG:	0
GWG:	3, 2014-15
S:	145, 2017-18
S%:	9.8, 2014-15
TOI:	23:10, 2015-16
Hits:	195, 2014-15
BkS:	143, 2017-18
Multi-G GP:	1, 2015-16
Multi-A GP:	3, 2014-15
Multi-Pt GP:	4, 2014-15

GAME HIGHS

G:	2, Mar. 4, 2016 vs. EDM
A:	2 (9x), Apr. 6, 2019 at OTT
PTS:	3, Feb. 25, 2017 vs. NYI
PIM:	15, Nov. 19, 2015 at OTT
+/-:	5 (2x), Nov. 15, 2018 vs. FLA
S:	7 (4x), Feb. 22, 2019 at OTT
TOI:	30:48, Nov. 20, 2015 vs. NSH
Hits:	10, Jan. 9, 2015 at TOR
BkS:	7, Nov. 9, 2018 at WSH
G Streak:	2 (2x), Mar. 28-30, 2019 (2-0-2)
A Streak:	4, Mar. 28-Apr. 4, 2015 (0-4-4)
Pt Streak:	4, Mar. 28-Apr. 4, 2015 (0-4-4)
GP Streak:	144, Nov. 20, 2017-current

PENALTY SHOTS - 0

Date	Opp.	Goalie (Result)
------	------	-----------------

CAREER HIGHLIGHTS

Multi-G GP:	1x, Mar. 4, 2016 vs. EDM (2-0-2)
Multi-A GP:	9x, Apr. 6, 2019 at OTT (0-2-2)
Multi-Pt GP:	16x, Apr. 6, 2019 at OTT (0-2-2)
3-Pt GP:	1x, Feb. 25, 2017 vs. NYI (1-2-3)
4+ Pt GP:	0
OTG:	0

MILESTONES

1st GP:	Oct. 7, 2011 vs. NSH
1st G:	Feb. 7, 2012 vs. MIN
1st A:	Oct. 15, 2011 at DAL
100th GP:	Apr. 4, 2014 vs. CHI
200th GP:	Nov. 3, 2015 at SJS
300th GP:	Feb. 15, 2017 vs. TOR
400th GP:	Mar. 22, 2018 vs. FLA
100th A:	Dec. 13, 2018 vs. LAK
100th Pt:	Feb. 25, 2017 vs. NYI (goal)

HAT TRICKS - 0

Date	Opp.	Goalie
------	------	--------

SHOOTOUTS

	G	S	S%	GDG
2018-19	0	0	0.0	0
CAREER	0	0	0	0


@dsavy58

david.savard.58

VS. THE NHL

TEAM	GP	G	A	PTS	PIM
ANAHEIM	12	0	3	3	8
ARIZONA	12	1	3	4	2
BOSTON	16	1	1	2	6
BUFFALO	17	3	3	6	12
CALGARY	10	0	3	3	2
CAROLINA	24	1	6	7	14
CHICAGO	15	0	5	5	10
COLORADO	13	1	3	4	4
COLUMBUS	0	0	0	0	0
DALLAS	14	0	4	4	10
DETROIT	20	1	6	7	6
EDMONTON	12	4	1	5	4
FLORIDA	17	1	3	4	2
LOS ANGELES	16	1	7	8	14
MINNESOTA	14	4	3	7	18
MONTREAL	16	2	4	6	10
NASHVILLE	14	1	0	1	8
NEW JERSEY	24	0	7	7	21
NY ISLANDERS	22	2	8	10	20
NY RANGERS	24	4	7	11	14
OTTAWA	16	2	4	6	23
PHILADELPHIA	24	2	6	8	12
PITTSBURGH	22	0	4	4	10
SAN JOSE	16	2	2	4	6
ST LOUIS	14	1	3	4	8
TAMPA BAY	16	2	3	5	10
TORONTO	18	1	2	3	4
VANCOUVER	11	0	3	3	2
VEGAS	4	0	1	1	0
WASHINGTON	24	3	1	4	10
WINNIPEG	12	0	3	3	2
TOTAL:	489	40	109	149	272

CAREER RECORD

Year	Team	League	GP	TOI	G	A	PTS	+/-	PIM	PP	SH	GW	S	S%	GP	G	A	PTS	PIM
2007-08	Baie-Comeau	QMJHL	35	n/a	1	6	7	-2	22	1	0	0	35	2.9
	Moncton	QMJHL	32	n/a	0	5	5	-19	18	0	0	0	46	0.0
2008-09	Moncton	QMJHL	68	n/a	9	35	44	29	33	6	0	2	127	7.1	10	5	5	10	10
2009-10	Moncton	QMJHL	64	n/a	13	64	77	32	36	7	0	4	186	7.0	21	1	14	15	8
2010-11	Springfield	AHL	72	n/a	11	32	43	-6	18	2	0	1	95	11.6
2011-12	Columbus	NHL	31	16:34	2	8	10	0	16	1	0	0	34	5.9
	Springfield	AHL	44	n/a	4	18	22	6	72	2	0	1	59	6.8
2012-13	Columbus	NHL	4	13:12	0	0	0	-3	0	0	0	0	1	0.0
	Springfield	AHL	60	n/a	5	26	31	12	40	2	1	0	104	4.8	8	2	3	5	8
2013-14	Columbus	NHL	70	17:50	5	10	15	2	28	1	0	1	63	7.9	6	0	4	4	4
2014-15	Columbus	NHL	82	22:57	11	25	36	0	71	3	0	3	112	9.8
2015-16	Columbus	NHL	65	23:10	4	21	25	-7	45	1	0	0	122	3.3
2016-17	Columbus	NHL	74	21:50	6	17	23	33	44	0	0	0	135	4.4	5	0	1	1	4
2017-18	Columbus	NHL	81	19:23	4	12	16	2	32	0	0	0	145	2.8	6	0	0	0	0
2018-19	Columbus	NHL	82	19:45	8	16	24	19	36	0	0	1	124	6.5	10	1	2	3	4
CBJ/NHL Totals			489	20:28	40	109	149	46	272	6	0	5	736	5.4	27	1	7	8	12
AHL Totals			176	...	20	76	96	12	130	6	1	2	258	7.8	8	2	3	5	8
QMJHL Totals			199	...	23	110	133	40	109	14	0	6	394	5.8	31	6	19	25	18

58 SAVARD

2018-19 SEASON

- Led the Blue Jackets in blocked shots (123) and ranked third among CBJ defensemen in goals (8)
- Played in all 82 games for the second time in his career (2014-15)
- Notched his first career Stanley Cup Playoffs goal in Game 1 of the Eastern Conference Quarterfinals on Apr. 10 at Tampa Bay
- Had 4-1-5 and was +7 in eight games from Mar. 15-30
- Tied his career high with a +5 plus/minus rating on Nov. 17 vs. Florida

CAREER HIGHLIGHTS

- Set career high in shots (145) and led CBJ defensemen in games played with 4-12-16 in 81 games in 2017-18
- Led the club in blocked shots (143) and finished fourth in hits (144)
- Set a franchise record and finished third-T in the NHL in plus/minus with a +33 in 2016-17, one behind the league leaders (Minnesota's Ryan Suter and Jason Zucker)
- Finished second on the club in time on ice (21:50) and blocked shots (126) in 2016-17
- Posted his 100th career point (goal), added two assists for his first three-point game and tied a club record with +5 plus/minus rating on Feb. 25, 2017 vs. NY Islanders
- Posted career highs in TOI/game (23:10) and shots (122) and finished second on the team in TOI/game, third in blocked shots (111) and second-T among club defensemen in goals, assists and points with 4-21-25 in 65 games in 2015-16
- Registered career highs in goals, assists, points and penalty minutes, while leading Columbus defensemen in goals and ranking second in points with 11-25-36 and 71 penalty minutes in 82 games in 2014-15
- Led Columbus in hits (195), finished second in TOI/game (22:56) and third in blocked shots (105) and was one of two players (Ryan Johansen) to play in all 82 games in 2014-15
- Finished fourth on Columbus in blocked shots (81) and second-T in goals (5) by a defenseman in first full NHL season in 2013-14
- Dished out four assists in six games in 2014 NHL Stanley Cup Playoffs which was second-T on the Jackets and first-T among CBJ defensemen
- Scored the first overtime/game-winning goal of his NHL career on Dec. 12, 2013 at NY Rangers
- Led all Springfield (AHL) defensemen in postseason scoring (2-3-5) in the 2013 Calder Cup Playoffs
- Finished second among Falcons defensemen in regular season scoring in 2012-13 with 5-26-31 in 60 games
- Recorded an eight-game point streak with the Falcons from Nov. 11-30, 2013 (2-8-10)
- Scored the first goal of his NHL career and added an assist for his first multi-point game on Feb. 7, 2012 vs. Minnesota (Niklas Backstrom)

AMATEUR CAREER

- Played three seasons in the QMJHL with Baie-Comeau and Moncton from 2007-10
- Won the QMJHL's Emile-Bouchard Trophy for Best Defenseman, Kevin Lowe Trophy for Best Defensive Defenseman and named to the QMJHL First All-Star Team in 2009-10
- Became the first defenseman to lead the QMJHL in assists (64) in 2009-10
- Led league defensemen in assists (64) and points (77) and ranked third-T in game-winning goals (4) in 2009-10
- Helped Moncton win the QMJHL championship and advance to the Memorial Cup in 2009-10
- Led Moncton in plus/minus rating (+29) and was second among Wildcats defensemen in points (44) in 2008-09

INTERNATIONAL CAREER

- Helped Canada capture gold at the 2015 IIHF World Championships



PERSONAL

- Nickname is "Savy"
- If he wasn't a hockey player, he would have been a carpenter
- His dad, who gave him his passion and love of hockey, has had the most influence on his career
- His favorite things to do on a day off are to cook and relax
- If he could trade places with anyone in the world it would be tennis great Roger Federer playing in a Grand Slam final

CAREER TRANSACTIONS

- Signed a five-year contract extension with the Blue Jackets on Sept. 8, 2015
- Signed a two-year contract extension with Columbus on July 5, 2014
- Signed a one-year, two-way (NHL/AHL) contract extension with Columbus on July 15, 2013
- Signed a three-year, entry level contract with the Jackets on June 2, 2010
- Columbus' fourth round pick, 94th overall, at the 2009 NHL Draft



ALEXANDER WENNBERG

10

Position: **CENTER**Shot: **LEFT**Ht.: **6'2"**Wt.: **197**Born: **SEPT. 22, 1994**Birthplace: **STOCKHOLM, SWEDEN**Resides: **STOCKHOLM, SWEDEN**

SINGLE SEASON HIGHS

GP:	80, 2016-17
G:	13, 2016-17
A:	46, 2016-17
PTS:	59, 2016-17
+/-:	22, 2017-18
PIM:	22, 2014-15
PPG:	3, 2017-18
SHG:	1, 2018-19
GWG:	5, 2016-17
S:	109, 2016-17
S%:	11.9, 2016-17
TOI:	18:23, 2016-17
Hits:	58 (2x), 2016-17
BkS:	56, 2016-17
Multi-G GP:	2, 2016-17
Multi-A GP:	9 (2x), 2016-17
Multi-Pt GP:	14, 2016-17

GAME HIGHS

G:	2 (2x), Feb. 26, 2017 at NYR
A:	4, Nov. 4, 2016 vs. MTL
PTS:	4 (2x), Mar. 12, 2018 vs. MTL
PIM:	5, Dec. 16, 2016 at CGY
+/-:	6, Mar. 27, 2018 at EDM
S:	6, Oct. 14, 2014 vs. DAL
TOI:	23:53, Feb. 28, 2017 at MTL
Hits:	6, Nov. 22, 2014 at PHI
BkS:	4, Oct. 21, 2016 vs. CHI
G Streak:	2, Jan. 31-Feb. 3, 2017 (2-2-4)
A Streak:	4, Mar. 6-12, 2018 (1-6-7)
Pt Streak:	6, Dec. 22, 2016-Jan. 3, 2017 (2-6-8)
GP Streak:	80, Mar. 22, 2016-Mar. 18, 2017

PENALTY SHOTS - 1

Date	Opp.	Goalie (Result)
Feb. 16, 2016	vs. Boston	Rask (Goal)

CAREER HIGHLIGHTS

Multi-G GP	2x, Feb. 26, 2017 at NYR (2-0-2)
Multi-A GP:	27x, Nov. 15, 2018 vs. FLA (0-2-2)
Multi-Pt GP:	36x, Feb. 5, 2019 at COL (1-1-2)
3-Pt GP:	5x, Jan. 31, 2017 at NYR (1-2-3)
4+ Pt GP:	2x, Mar. 12, 2018 vs. MTL (1-3-4)
OTG:	1x, Oct. 14, 2017 at MIN (0:47)

MILESTONES

1st GP	Oct. 9, 2014 at BUF
1st G:	Dec. 22, 2014 vs. NSH
1st A:	Oct. 9, 2014 at BUF
100th GP:	Jan. 12, 2016 at NYI
200th GP:	Mar. 4, 2017 at OTT
300th GP:	Nov. 10, 2018 vs. NYR
100th A:	Oct. 25, 2017 vs. BUF
100th Pt:	Jan. 24, 2017 at NYI (assist)

HAT TRICKS - 0

Date	Opp.	Goalie
------	------	--------

SHOOTOUTS

	G	S	S%	GDG
2018-19	0	0	0.0	0
CAREER	6	20	30.0	3



@AlexWennberg



alexanderwennberg

VS. THE NHL

TEAM	GP	G	A	PTS	PIM
ANAHEIM	8	0	4	4	6
ARIZONA	9	3	5	8	2
BOSTON	15	2	8	10	2
BUFFALO	13	0	5	5	2
CALGARY	8	0	2	2	5
CAROLINA	20	2	5	7	8
CHICAGO	8	1	4	5	4
COLORADO	9	1	4	5	4
COLUMBUS	0	0	0	0	0
DALLAS	9	0	4	4	2
DETROIT	14	1	3	4	2
EDMONTON	9	0	9	9	2
FLORIDA	12	1	6	7	4
LOS ANGELES	9	0	2	2	0
MINNESOTA	10	2	4	6	2
MONTREAL	13	1	11	12	0
NASHVILLE	7	1	2	3	2
NEW JERSEY	19	1	5	6	0
NY ISLANDERS	21	1	8	9	0
NY RANGERS	18	5	4	9	6
OTTAWA	9	0	5	5	2
PHILADELPHIA	18	1	7	8	0
PITTSBURGH	16	3	4	7	4
SAN JOSE	7	0	2	2	4
ST LOUIS	8	1	2	3	0
TAMPA BAY	13	2	3	5	0
TORONTO	12	2	7	9	2
VANCOUVER	10	1	3	4	0
VEGAS	4	0	2	2	2
WASHINGTON	20	1	8	9	2
WINNIPEG	10	2	6	8	0
TOTAL:	358	35	144	179	69

CAREER RECORD

REGULAR SEASON

PLAYOFFS

Year	Team	League	GP	TOI	G	A	PTS	+/-	PIM	PP	SH	GW	S	S%	GP	G	A	PTS	PIM
2011-12	Djurgarden J20	SWE-Jr.	42	n/a	1	18	19	7	6	n/a	n/a	n/a	n/a	n/a	3	0	1	1	0
	Djurgarden	Allsvenskan	1	n/a	0	0	0	0	0	0	0	0	0	0.0
2012-13	Djurgarden	Allsvenskan	46	n/a	14	18	32	10	14	2	0	4	74	18.9	3	0	3	3	0
	Djurgarden J20	SWE-Jr.	2	n/a	1	1	2	2	0	n/a	n/a	n/a	n/a	n/a	1	0	1	1	0
2013-14	Frolunda	SHL	50	n/a	16	5	21	-5	8	9	0	3	76	21.1	7	1	0	1	0
2014-15	Columbus	NHL	68	15:37	4	16	20	-19	22	1	0	0	85	4.7
	Springfield	AHL	6	n/a	0	3	3	4	12	0	0	0	7	0.0
2015-16	Columbus	NHL	69	15:52	8	32	40	-1	2	1	0	1	97	8.2
2016-17	Columbus	NHL	80	18:23	13	46	59	9	21	2	0	5	109	11.9	5	0	1	1	2
2017-18	Columbus	NHL	66	18:08	8	27	35	22	12	3	0	2	74	10.8	3	1	1	2	0
2018-19	Columbus	NHL	75	15:05	2	23	25	-1	12	1	1	0	64	3.1	4	0	0	0	0
CBJ/NHL Totals			358	16:38	35	144	179	10	69	8	1	8	429	8.2	12	1	2	3	2
AHL Totals			6	...	0	3	3	4	12	0	0	0	7	0.0
SHL Totals			50	...	16	5	21	-5	8	9	0	3	76	21.1	7	1	0	1	0
Allsvenskan Totals			47	...	14	18	32	10	14	2	0	4	74	18.9	3	0	3	3	0
SWE-Jr. Totals			44	...	2	19	21	9	6	4	0	2	2	0

10 WENNBORG

2018-19 SEASON

- Collected 1-3-4 in four contests from Jan. 31-Feb. 7
- Registered his first career shorthanded goal on Nov. 10 vs. NY Rangers
- Notched 1-6-7 in eight games from Nov. 6-23, including points in three-straight games from Nov. 6-10 (1-2-3)

CAREER HIGHLIGHTS

- Finished second on CBJ in plus/minus and fourth in assists with 8-27-35 and was a career-high +22 in 66 games in 2017-18
- Notched 2-9-11 and was +17 in 11 games from Mar. 6-27, 2018, including setting the club record with +6 on Mar. 27, 2018 at Edmonton
- Led Columbus in assists (46) and multi-point games (14, tied) and finished second in points (59), setting career highs in goals (13), assists and points, plus/minus (+21) and games played (80) in 2016-17
- His 46 assists in 2016-17 were the 15th-T most in the NHL and at the time the fourth-most in a single season in Blue Jackets history
- Set a career high with a six-game point streak (2-6-8) from Dec. 22-Jan. 3, including his first career multi-goal game (2-0-2) on Dec. 29, 2016 at Winnipeg
- Had 4-15-19 in the first 19 games of the 2016-17 season
- Collected a career-high four assists on Nov. 4, 2016 vs. Montreal, which was one short of tying the franchise single-game mark
- Set then-career highs with 8-32-40 in 69 games, as well as TOI/game (15:51) and shots (97), to lead the Blue Jackets in assists, rank fourth in multi-point contests (9) and sixth in points in 2015-16
- His two penalty minutes were the fewest in the NHL among players playing at least 45 games in 2015-16
- Registered 7-32-39 over his final 54 games of the 2015-16 campaign (.722 points per game)
- Scored on first career penalty shot attempt on Feb. 16, 2016 vs. Boston (Tuukka Rask)
- Led Blue Jackets rookies in assists and games played and ranked second in goals and points with 4-16-20 in 68 games in 2014-15
- Scored his first NHL goal on Dec. 22, 2014 vs. Nashville (Pekka Rinne)
- Completed rookie campaign in the Swedish Hockey League with Frolunda HC, finishing second on the club with 16 goals in 2013-14
- Was a finalist for the SHL's Rookie of the Year Award in 2013-14
- Made the jump to Sweden's Hockey Allsvenskan, recording 14-18-21 in 46 games in 2012-13

AMATEUR CAREER

- Collected 1-1-2 in two outings with Djurgarden J20 in the SuperElit in 2012-13
- Tallied 1-18-19 in 42 contests for Djurgarden J20 in the SuperElit in 2011-12

INTERNATIONAL CAREER

- Notched 3-7-10 in six games with Sweden at the 2019 IIHF World Championships, ranking second-T on the club in assists and points
- Recorded 1-7-8 in eight contests with Sweden at the 2016 IIHF World Championships
- Won a silver medal with Team Sweden at 2013 IIHF World Junior Championships, tallying 2-1-3 in six appearances
- Won a silver medal with Team Sweden at 2012 IIHF World U18 Championships, recording 3-6-9 in six games



PERSONAL

- Nickname is "Wenny"
- Most memorable hockey moment was playing in his first NHL game at Buffalo on Oct. 9, 2014
- Favorite musical artist is Queen and favorite game day song is "Sicko Mode" by Travis Scott and featuring Drake
- Began playing the guitar eight years ago
- Would like Ryan Gosling to play him in a movie about his life

CAREER TRANSACTIONS

- Signed a six-year contract with the Blue Jackets on Sept. 1, 2017
- Signed a three-year entry level contract with the Jackets on May 16, 2014
- Columbus' first round pick, 14th overall, at the 2013 NHL Draft



ZACH WERENSKI

8

Position: **DEFENSE** Shot: **LEFT** Ht.: **6'2"** Wt.: **212** Born: **JULY 19, 1997**
 Birthplace: **GROSSE POINTE, MICHIGAN** Resides: **GROSSE POINTE, MICHIGAN**

SINGLE SEASON HIGHS

GP:	82, 2018-19
G:	16, 2017-18
A:	36, 2016-17
PTS:	47, 2016-17
+/-:	17, 2016-17
PIM:	18, 2018-19
PPG:	4, 2016-17
SHG:	0
GWG:	3, 2017-18
S:	207, 2017-18
S%:	7.7, 2017-18
TOI:	22:54, 2018-19
Hits:	67, 2018-19
BkS:	92, 2017-18
Multi-G GP:	1, 2018-19
Multi-A GP:	9, 2016-17
Multi-Pt GP:	12, 2016-17

GAME HIGHS

G:	2, Dec. 31, 2018 vs. OTT
A:	3 (2x), Mar. 12, 2019 vs. BOS
PTS:	4, Mar. 12, 2019 vs. BOS
PIM:	4, Feb. 23, 2019 vs. SJS
+/-:	4 (2x), Mar. 31, 2019 at BUF
S:	10, Dec. 5, 2017 vs. NJD
TOI:	28:57, Dec. 1, 2018 vs. NYI
Hits:	4 (4x), Mar. 16, 2019 at BOS
BkS:	6, Dec. 2, 2017 at WSH
G Streak:	2 (6x), Mar. 6-8, 2018 (2-1-3)
A Streak:	4, Feb. 22-28, 2019 (0-4-4)
Pt Streak:	6, Dec. 22, 2018-Jan. 4, 2019 (4-3-7)
GP Streak:	82, Oct. 4, 2018-current

PENALTY SHOTS - 0

Date	Opp.	Goalie (Result)
------	------	-----------------

CAREER HIGHLIGHTS

Multi-G GP:	1x, Dec. 31, 2018 vs. OTT (2-0-2)
Multi-A GP:	15x, Mar. 12, 2019 at BOS (1-3-4)
Multi-Pt GP:	25x, Mar. 19, 2019 at CGY (1-1-2)
3-Pt GP:	2x, Feb. 13, 2018 at NYI (0-3-3)
4+ Pt GP:	1x, Mar. 12, 2019 at BOS (1-3-4)
OTG:	2x, Nov. 14, 2017 at MTL (1:09)

MILESTONES

1st GP:	Oct. 13, 2016 vs. BOS
1st G:	Oct. 15, 2016 vs. SJS
1st A:	Oct. 13, 2016 vs. BOS
100th GP:	Nov. 22, 2017 vs. CGY
200th GP:	Jan. 13, 2019 vs. NYR
100th Pt:	Dec. 4, 2018 vs. CGY (goal)

HAT TRICKS - 0

Date	Opp.	Goalie
------	------	--------

SHOOTOUTS

	G	S	S%	GDG
2018-19	0	0	0.0	0
CAREER	0	1	0.0	0



@ZachWerenski



zachwerenski

VS. THE NHL

TEAM	GP	G	A	PTS	PIM
ANAHEIM	6	2	2	4	0
ARIZONA	6	1	2	3	2
BOSTON	9	1	5	6	0
BUFFALO	9	0	5	5	2
CALGARY	6	2	3	5	2
CAROLINA	12	2	2	4	2
CHICAGO	6	2	1	3	0
COLORADO	6	1	3	4	0
COLUMBUS	0	0	0	0	0
DALLAS	6	0	4	4	2
DETROIT	9	0	2	2	2
EDMONTON	6	0	3	3	0
FLORIDA	9	2	4	6	2
LOS ANGELES	6	1	2	3	0
MINNESOTA	6	1	1	2	0
MONTREAL	9	1	2	3	2
NASHVILLE	5	2	5	7	0
NEW JERSEY	12	1	3	4	4
NY ISLANDERS	12	2	7	9	0
NY RANGERS	13	2	7	9	2
OTTAWA	9	4	3	7	0
PHILADELPHIA	10	2	4	6	0
PITTSBURGH	9	1	2	3	0
SAN JOSE	6	1	1	2	8
ST LOUIS	6	1	2	3	2
TAMPA BAY	9	1	2	3	2
TORONTO	7	0	5	5	0
VANCOUVER	6	1	1	2	6
VEGAS	4	1	1	2	2
WASHINGTON	13	2	3	5	0
WINNIPEG	5	1	3	4	6
TOTAL:	237	38	90	128	48

CAREER RECORD

Year	Team	League	GP	TOI	G	A	PTS	+/-	PIM	PP	SH	GW	S	S%	GP	G	A	PTS	PIM
2013-14	USNTDP	USHL	35	n/a	6	13	19	n/a	17	n/a	n/a	n/a	n/a	n/a
	USNTDP	U-17	16	n/a	2	11	13	n/a	25	n/a	n/a	n/a	n/a	n/a
2014-15	Michigan	Big Ten	35	n/a	9	16	25	9	8	3	0	1	80	11.3
2015-16	Michigan	Big Ten	36	n/a	11	25	36	5	20	7	0	0	100	11.0
2015-16	Lake Erie	AHL	7	n/a	1	0	1	2	0	0	0	1	19	5.3	17	5	9	14	2
2016-17	Columbus	NHL	78	20:55	11	36	47	17	14	4	0	1	188	5.9	3	1	0	1	0
2017-18	Columbus	NHL	77	22:35	16	21	37	8	16	3	0	3	207	7.7	6	1	2	3	2
2018-19	Columbus	NHL	82	22:54	11	33	44	-12	18	2	0	1	168	6.5	10	1	5	6	9
CBJ/NHL Totals			237	22:08	38	90	128	13	48	9	0	5	563	6.7	19	3	7	10	11
AHL Totals			7	...	1	0	1	2	0	0	0	1	19	5.3	17	5	9	14	2
NCAA Totals			71	...	20	41	61	14	28	10	0	4	180	11.1
USHL Totals			35	...	6	13	19	...	17

REGULAR SEASON

PLAYOFFS

8 WERENSKI

2018-19 SEASON

- Led Blue Jackets defensemen in goals and ranked second in assists, points and TOI/game (22:54) with 11-33-44 in 82 games
- Set career highs and tied the CBJ single game marks for assists and points by a defenseman in a game with 1-3-4 on Mar. 12 vs. Boston
- Posted a career-high six-game point streak with 4-3-7 from Dec. 22-Jan. 4
- Notched his first career multi-goal game (2-0-2), including the game-winner, on Dec. 31 vs. Ottawa

CAREER HIGHLIGHTS

- Posted 16-21-37 in 77 games in 2017-18, finishing fourth-T among NHL defensemen in goals, which along with Seth Jones set club single season record for goals by a blueliner
- Finished second on the club in TOI/game (22:35) and fourth in shots (207) and blocked shots (92) in 2017-18
- Recorded an assist in his NHL All-Star Game debut on Jan. 28, 2018 at Amalie Arena in Tampa
- Led Jackets defensemen in assists (36) and points (47) and ranked seventh among NHL rookies and 13th among NHL defensemen in scoring in 2016-17
- Finished third in Calder Trophy voting in 2016-17 and earned All-Rookie Team honors after leading league rookies in plus/minus and power play assists (17) and finishing second-T in power play points (21) and third in assists
- Recorded then the second-most points by a defenseman in a season in franchise history (James Wisniewski, 51; 2013-14)
- Tallied the sixth-most points by a teenage defenseman in his rookie season in NHL history in 2016-17 (47)
- Notched 3-13-16 in 17 games with five multi-point outings from Feb. 15-Mar. 22, 2017
- Set the Blue Jackets rookie record with his 40th point of the season on Mar. 10, 2017 vs. Buffalo (Rick Nash-39, 2002-03)
- Named NHL Rookie of the Month for November 2016 after recording 3-7-10 in 14 games
- Had a four-game point streak to begin his NHL career (Oct. 13-22; 2-3-5) in 2016-17
- Collected an assist in NHL debut on Oct. 13, 2016 vs. Boston and became the 12th-youngest player to make NHL debut in Jackets uniform
- Made his pro debut with Lake Erie (AHL), recording 1-0-1 in seven regular season games and added 5-9-14 in 17 postseason contests to help the Monsters capture the 2016 Calder Cup
- Finished second among AHL defensemen in goals (tied) and points and recorded the most assists and points by an 18-year old in a single playoff in AHL history

AMATEUR CAREER

- Registered 11-24-35 in 36 games in his sophomore campaign at Michigan (Big Ten) in 2015-16
- Named AHCA First Team All-American, Big Ten Defensive Player of the Year and a First Team All-Big Ten selection after finishing second in the nation in scoring by a defenseman
- Notched 9-16-25 in 35 games as a freshman at Michigan in 2014-15, leading all Big Ten defensemen with nine goals and finished tops among U-M blueliners and second among Big Ten defensemen in points
- Skating as the youngest player in NCAA hockey, finished second among freshmen Division I blueliners in scoring
- Played with the United States National Development Program in the U17 and U18 teams in 2013-14

INTERNATIONAL CAREER

- Skated in two games for Team USA at the 2019 IIHF World Championships
- Captained the USA to a bronze medal at the 2016 IIHF World Junior Championships
- Named the tournament's Best Defenseman and selected to the All-Star Team after leading blueliners in goals and points (tied) with 2-7-9 in seven games



- Collected 1-1-2 in five games for the United States at the 2015 IIHF World Junior Championships
- Helped the USA capture a gold medal at the 2014 U17 World Hockey Challenge

PERSONAL

- Nickname is "Z"
- Would attend the Super Bowl if he could attend any sporting event in the world
- Favorite movie is *Home Alone*
- The celebrity or historical figure he'd most like to have dinner with is George Washington
- One thing on his Bucket List is to go skydiving

CAREER TRANSACTIONS

- Signed a three-year contract on Sept. 9, 2019
- Signed a three-year, entry level contract with the Jackets on Mar. 29, 2016
- Columbus' first round pick, eighth overall, at the 2015 NHL Draft



EMIL BEMSTROM

52

Position: RIGHT WING **Shot:** RIGHT
Birthplace: NYKOPING, SWEDEN

Ht.: 6' 0" **Wt.:** 190 **Born:** JUNE 1, 1999
Resides: NYKOPING, SWEDEN

CAREER HIGHLIGHTS

2018-19: Led the Swedish Hockey League in goals and power play goals with 23-12-35 and 10 PPGs in 47 games with Djurgårdens IF... Captured the SHL's Rookie of the Year and Swedish Junior Hockey Player of the Year (Arets Junior) awards after leading all league rookies in goals, points and PPGs... His 23 goals were tied for the third-most by a teenager in a season in league history, trailing only Kent Nilsson (28, 1975-76) and Elias Pettersson (24, 2017-18)... Added 5-5-10 in 19 playoff games to help the club advance to the SHL final... Was named a top three player for Sweden at the 2019 IIHF World Junior Championships after collecting 4-2-6 in five games... **2017-18:** Split campaign between Leksands IF men's (Allsvenskan) and junior (SuperElit) teams, recording 20-20-40 in 51 combined games... Finished fourth-T on men's team in points per game (30+ contests)... **2016-17:** Made SHL debut with Leksands IF, skating in five contests... Notched 21-12-33 with 35 penalty minutes in 28 games with Leksands IF junior team (SuperElit) and skated in three playoff games... Notched 1-1-2 for Sweden at IIHF U18 World Championships... **2015-16:** Played in five games with Leksands IF junior team... Posted 18-22-40 with eight penalty minutes in 35 games for Leksands IF U18 team in the J18 Elit and Allsvenskan leagues... Added 1-3-4 in five playoff contests in the Allsvenskan... **2014-15:** Ranked 4th-T in goals and 5th in scoring with 30-22-55 with 8 PIM in 25 games with Järna SK U16 (U16 Div.1).

PERSONAL

Nickname is "Beamer"... Twitter handle is bemstrom_emil and Instagram handle is Emilbemstrom... Began playing hockey at the age of seven and grew up idolizing Hall of Famer Peter Forsberg... Would be a tennis player if he wasn't a hockey player... The first concert he ever attended was Coldplay... Favorite movie of all-time is *Titanic*.

CAREER TRANSACTION

Signed a three-year, entry level contract with the Blue Jackets on May 14, 2019... Columbus' fourth round pick, 117th overall, at the 2017 NHL Draft.



CAREER RECORD

Year	Team	League	GP	TOI	G	A	PTS	+/-	PIM	PP	SH	GW	S	S%	GP	G	A	PTS	PIM
2015-16	Leksands IF J02	SuperElit	5	n/a	0	0	0	1	2	n/a	n/a	n/a	n/a	n/a
	Leksands IF J18	J18 Elit	20	n/a	10	12	22	0	2	n/a	n/a	n/a	n/a	n/a
2016-17	Leksands IF	SHL	5	3:45	0	0	0	-1	0	0	0	0	0	0.0
	Leksands IF J20	SuperElit	28	n/a	21	12	33	3	35	n/a	n/a	n/a	n/a	n/a	3	0	0	0	0
2017-18	Leksands IF	Allsvenskan	33	n/a	8	7	15	8	33	n/a	n/a	n/a	n/a	n/a
	Leksands IF J20	SuperElit	18	n/a	12	13	25	0	12	n/a	n/a	n/a	n/a	n/a
2018-19	Djurgårdens IF	SHL	47	13:46	23	12	35	10	8	10	0	2	92	n/a	19	5	5	10	2
SHL Totals			52	12:48	23	12	35	9	8	10	0	2	92	25.0	19	5	5	10	2
SuperElit			51	...	33	25	58	4	49	3	0	0	0	0
Sweden U18			7	...	1	1	2	0	2



PAUL BITTNER

57

Position: LEFT WING **Shot:** LEFT
Birthplace: CROOKSTON, MINNESOTA

Ht.: 6'4" **Wt.:** 206 **Born:** NOV. 4, 1996
Resides: FARGO, NORTH DAKOTA

CAREER HIGHLIGHTS

2018-19: Posted 9-22-31 in 50 games with Cleveland (AHL), setting career highs in assists and points and tying his career high in goals... Ranked fourth-T on the club in assists... Made his Calder Cup Playoffs debut, skating in five contests... **2017-18:** Played in 52 games with Cleveland (AHL) and posted 9-9-18 with 17 penalty minutes... Scored his first professional goal on Oct. 31 vs. Rockford... Notched a point in three-straight games from Nov. 12-18 (2-2-4)... Recorded two two-point games... **2016-17:** Played in 31 games with Cleveland, collecting 0-3-3 with 10 penalty minutes... Recorded his first professional point with an assist on Dec. 2 vs. Milwaukee... **2015-16:** Tallied 10-11-21 in 25 games with Portland before missing rest of WHL campaign with hip injury... Invited to Team USA camp for IIHF World Junior Championships, but did not participate due to injury... Made AHL debut with Lake Erie on Apr. 14 vs. Charlotte and skated in two games with the Monsters... **2014-15:** Posted 34-37-71 with 52 penalty minutes and a +39 plus/minus rating in 66 games with Portland (WHL)... Finished third on the club in goals and plus/minus and fourth in assists and points... Added 4-8-12 in 17 playoff games... Played on same line as CBJ forward Oliver Bjorkstrand... **2013-14:** Registered 22-27-49 with 27 penalty minutes and +25 in 63 games for the Winterhawks (WHL)... Also tallied 6-6-12 in 21 postseason contests in helping Portland capture WHL Championship... Posted 2-1-3 in five games with Team USA at the Ivan Hlinka Memorial Tournament... **2012-13:** Recorded 12-11-23 with 12 penalty minutes and +8 in 45 games in first season in WHL with Winterhawks.

PERSONAL

Nickname is "Bitts"... Twitter handle is @bittner_7 and instagram handle is Paul_Bittner... A thing that people would be surprised to know about him is that he can play the piano... Would be a football player if he wasn't a hockey player... Favorite movie of all-time is *Remember the Titans*... The person he'd most like to have dinner with is Peyton Manning... One thing on his Bucket List is to travel around Europe.

CAREER TRANSACTIONS

Signed a three-year, entry level contract with the Blue Jackets on Aug. 20, 2015... Columbus' first second round pick, 38th overall, at the 2015 NHL Draft.



CAREER RECORD

Year	Team	League	GP	TOI	G	A	PTS	+/-	PIM	PP	SH	GW	S	S%
2011-12	Crookston	USHS	25	n/a	15	6	21	n/a	10	n/a	n/a	n/a	n/a	n/a
2012-13	Portland	WHL	45	n/a	12	11	23	8	12	2	0	5	n/a	n/a
2013-14	Portland	WHL	63	n/a	22	27	49	25	27	4	0	3	n/a	n/a
2014-15	Portland	WHL	66	n/a	34	37	71	39	52	8	1	4	n/a	n/a
2015-16	Portland	WHL	25	n/a	10	11	21	-4	21	4	0	1	n/a	n/a
	Lake Erie	AHL	2	n/a	0	0	0	1	0	0	0	0	5	0.0
2016-17	Cleveland	AHL	31	n/a	0	3	3	-11	10	0	0	0	32	0.0
2017-18	Cleveland	AHL	52	n/a	9	9	18	-12	17	6	0	4	108	8.3
2017-18	Cleveland	AHL	50	n/a	9	22	31	9	21	2	0	1	115	7.8
AHL Totals			135	n/a	18	34	52	-13	48	8	0	5	260	6.9
WHL Totals			199	...	78	86	164	68	112	18	1	13
USHS Totals			25	...	15	6	21	...	10

REGULAR SEASON

PLAYOFFS

GP	G	A	PTS	PIM
1	0	0	0	0
19	0	0	0	0
21	6	6	12	11
17	4	8	12	6
...
...
...
...
5	0	0	0	0
57	10	14	24	17
1	0	0	0	0



GABRIEL CARLSSON

53

Position: DEFENSE **Shot:** LEFT
Birthplace: OREBRO, SWEDEN

Ht.: 6'5" **Wt.:** 192 **Born:** JAN. 2, 1997
Resides: OREBRO, SWEDEN

CAREER HIGHLIGHTS

2018-19: Skated in the Blue Jackets' season opener on Oct. 4 at Detroit before playing the rest of the season with Cleveland (AHL)... Recorded 2-10-12 in 67 games with the Monsters, setting career highs in assists, points and games played... Made his Calder Cup Playoffs debut, tallying 0-3-3 in eight outings... **2017-18:** Began the campaign with Columbus and posted 0-2-2 in 14 contests... Recorded 2-3-5 in 33 games with Cleveland (AHL)... **2016-17:** Posted 2-2-4 in 40 games with Linköping of the Swedish Hockey League before making his North American pro debut at the end of the campaign... Played in three games with Cleveland (AHL) before making his NHL debut on Apr. 8 at Philadelphia... Collected his first NHL point (assist) on Apr. 9 at Toronto... Skated in all five of the club's Stanley Cup Playoffs games vs. Pittsburgh... **2015-16:** Collected 1-8-9 in 45 contests as the youngest full-time player on Linköping (SHL)... Added 2-6-8 in 11 contests with Linköping Jr. (SuperElit)... Notched 0-3-3 in seven games with Sweden at the IIHF World Junior Championships... **2014-15:** Made his SHL debut, recording 0-2-2 in seven games with Linköping and added 0-1-1 in 10 playoff contests... Also posted 0-7-7 with 14 penalty minutes and +21 in 39 games with Linköping Jr. and 2-3-5 in seven games with Linköping U18 (Sweden U18)... Skated for Sweden at the Under-18 Five Nations tournament... **2013-14:** Posted 4-15-19 with 14 penalty minutes and +35 in 40 games with Linköping U18 (Sweden U19)... Represented Sweden at the Ivan Hlinka Memorial and World Under-17 Hockey Challenge.

PERSONAL

Nickname is "Gabe"... Twitter and Instagram handles are @Gabbbecarlsson... Began playing hockey at the age of six and grew up idolizing Hall of Famer Nicklas Lidstrom... Favorite actor is Will Smith and favorite movie of all-time is *Pursuit of Happyness*... His favorite concert was Ed Sheeran... Favorite sport is golf... One thing on his Bucket List is to go skydiving.

CAREER TRANSACTIONS

Signed a three-year, entry level contract with the Blue Jackets on Apr. 19, 2016... Columbus' second first-round pick, 29th overall, at the 2015 NHL Draft.



CAREER RECORD

Year	Team	League	GP	TOI	G	A	PTS	+/-	PIM	PP	SH	GW	S	S%	GP	G	A	PTS	PIM
2014-15	Linköping	SHL	7	n/a	0	2	2	3	0	0	0	0	8	0.0	10	0	1	1	2
	Linköping JR.	SuperElit	39	n/a	0	7	7	21	14	0	0	0	47	0.0	3	0	2	2	4
2015-16	Linköping	SHL	45	11:59	1	8	9	4	2	0	0	0	39	2.6	6	0	0	0	0
	Linköping JR.	SuperElit	11	n/a	2	6	8	6	8	0	0	0	27	7.4	1	0	0	0	0
2016-17	Linköping	SHL	40	n/a	2	2	4	8	6	0	0	1	36	5.6	6	0	0	0	0
	Cleveland	AHL	3	n/a	0	1	1	2	2	0	0	0	4	0.0
	Columbus	NHL	2	17:07	0	1	1	-2	0	0	0	0	3	0.0	5	0	0	0	0
2017-18	Columbus	NHL	14	11:20	0	2	2	0	4	0	0	0	18	0.0
	Cleveland	AHL	33	n/a	2	3	5	-3	14	0	0	0	30	6.7
2018-19	Columbus	NHL	1	9:21	0	0	0	-1	2	0	0	0	1	0.0
	Cleveland	AHL	67	n/a	2	10	12	1	14	0	0	0	68	2.9	8	0	3	3	2
NHL Totals			17	11:54	0	3	3	-3	6	0	0	0	22	0.0	5	0	0	0	0
AHL Totals			103	...	4	14	18	0	30	0	0	0	102	3.9	8	0	3	3	2
SHL Totals			92	...	3	12	15	15	8	0	0	1	75	3.6	22	0	1	1	2
SuperElit			50	...	2	13	15	27	22	0	0	0	74	2.7	4	0	2	2	2

REGULAR SEASON

PLAYOFFS



ADAM CLENDENING

6

Position: **DEFENSE** Shot: **RIGHT** Ht.: **6'0"** Wt.: **189** Born: **OCT. 26, 1992**
 Birthplace: **NIAGARA FALLS, NEW YORK** Resides: **NIAGARA FALLS, NEW YORK**

CAREER HIGHLIGHTS

2018-19: Played in four regular season games with the Jackets... Made his Stanley Cup Playoffs debut on Apr. 14 vs. Tampa Bay and collected 0-1-1 in seven postseason outings... Led Cleveland (AHL) in assists and ranked third in points with 4-33-37 in 45 games... **2017-18:** Played in five NHL games with Arizona and registered 0-2-2... Totaled 5-30-35 in 59 AHL games split between Tucson and Rockford, finishing ninth among league blueliners in assists... Led all AHL defensemen in playoff assists and points with 1-13-14 in 13 outings... **2016-17:** Tallied 2-9-11 with 17 penalty minutes and a +3 plus/minus in 31 games with the NY Rangers... **2015-16:** Played in 20 NHL games with Edmonton and nine with Pittsburgh, totaling 1-6-7... Added three assists in six games with the AHL's Wilkes-Barre/Scranton Penguins... **2014-15:** Collected 1-1-2 in four appearances with Chicago and 0-2-2 in 17 games with Vancouver... Scored a goal in his NHL debut with Chicago on Nov. 20 at Calgary and collected his first NHL assist a game later on Nov. 22 at Edmonton... Registered 1-12-13 in 38 games with Rockford (AHL) and 1-4-5 in 11 contests for Utica (AHL) for a total of 2-16-18 in 49 AHL games... Played in 23 playoff games with Utica and tallied 3-5-8... **2013-14:** Tallied 12-47-59 with 64 penalty minutes 74 games with Rockford (AHL)... Named to the AHL First All-Star Team... Registered 15 multi-point games... **2012-13:** Played 73 games in his first AHL season with Rockford and totaled 9-37-46 with 67 penalty minutes and a +17 rating, leading all AHL defensemen in assists... Named to the AHL All-Star Game and Second All-Star Team... **2011-12:** Registered 4-29-33 in 38 games at Boston University... Tied for the Hockey East lead among defensemen in points... Named to the Hockey East First All-Star Team and the New England D1 All-Stars... Collected 1-4-5 in six games for the United States at the IIHF World Junior Championships... **2010-11:** Tallied 5-21-26 in 39 games in his first year at Boston University... Named to the Hockey East All-Rookie Team.

PERSONAL

Nickname is "Clendo"... Twitter handle is @clenny5 and Instagram handle is adam.clelending... His dad has had the most influence on his career... Most memorable hockey moment was scoring his first NHL goal... One thing he's embarrassed to admit is that he doesn't play any other sports.

CAREER TRANSACTIONS

Signed a two-year contract extension with the Blue Jackets on June 25, 2019... Signed a one-year, two-way NHL/AHL deal with Columbus on July 1, 2018... Acquired by Chicago from Arizona with Anthony Duclair for Richard



Panik and Laurent Dauphin on Jan. 10, 2018... Signed a one-year contract with Arizona on July 1, 2017... Signed a one-year contract with the NY Rangers on July 1, 2016... Claimed off of waivers by Edmonton from Anaheim on Jan. 27, 2016... Acquired by Anaheim from Pittsburgh with David Perron in exchange for Carl Hage- lin on Jan. 16, 2016... Acquired by Pittsburgh from Vancouver with Nick Bonino and a 2016 second round pick in exchange for Brandon Sutter and a 2016 third round pick on July 28, 2015... Signed a one-year contract extension with Vancouver on July 8, 2015... Acquired by Vancouver from Chicago in exchange for Gustav Fors- ling on Jan. 29, 2015... Signed a three-year, entry level contract with Chicago on June 1, 2012... Chicago's second round pick, 36th overall, at the 2011 NHL Draft.

CAREER RECORD

REGULAR SEASON															PLAYOFFS					
Year	Team	League	GP	TOI	G	A	PTS	+/-	PIM	PP	SH	GW	S	S%	GP	G	A	PTS	PIM	
2010-11	Boston Univ.	H-EAST	39	n/a	5	21	26	8	80	1	0	1	72	6.9	
2011-12	Boston Univ.	H-EAST	38	n/a	4	29	33	11	64	2	0	1	116	3.4	
2012-13	Rockford	AHL	73	n/a	9	37	46	17	67	6	0	0	136	6.6	
2013-14	Rockford	AHL	74	n/a	12	47	59	5	64	3	1	2	213	5.6	
2014-15	Rockford	AHL	38	n/a	1	12	13	-4	20	0	0	0	89	1.1	
	Utica	AHL	11	n/a	1	4	5	5	28	0	0	0	22	4.5	23	3	5	8	26	
2015-16	Chicago	NHL	4	13:10	1	1	2	1	2	1	0	0	2	50.0	
	Vancouver	NHL	17	17:27	0	2	2	1	8	0	0	0	15	0.0	
	Pittsburgh	NHL	9	13:08	0	1	1	3	10	0	0	0	11	0.0	
	W-B/Scranton	AHL	6	n/a	0	3	3	4	0	0	0	0	10	0.0	
2016-17	Edmonton	NHL	20	15:33	1	5	6	3	10	0	0	0	32	3.1	
	NY Rangers	NHL	31	15:49	2	9	11	3	17	1	0	0	38	5.3	
2017-18	Arizona	NHL	5	15:56	0	2	2	-1	2	0	0	0	4	0.0	
	Tucson	AHL	21	n/a	1	4	5	2	40	0	0	0	38	2.6	
2018-19	Rockford	AHL	38	n/a	4	26	30	2	48	2	0	0	90	4.4	13	1	13	14	8	
	Columbus	NHL	4	10:39	0	0	0	1	0	0	0	0	3	0.0	7	0	1	1	2	
	Cleveland	AHL	45	n/a	4	33	37	18	98	1	0	1	114	3.5	
CBJ Totals			4	10:39	0	0	0	1	0	0	0	0	3	0.0	7	0	1	1	2	
NHL Totals			90	15:27	4	20	24	11	49	2	0	0	105	3.8	7	0	1	1	2	
AHL Totals			306	...	32	166	198	49	365	12	1	3	712	4.5	36	4	18	22	34	
NCAA Totals			77	...	9	50	59	19	144	3	0	2	188	4.8	



RYAN COLLINS

59

Position: **DEFENSE** Shot: **RIGHT** Ht.: **6'5"** Wt.: **213** Born: **MAY 6, 1996**
 Birthplace: **BLOOMINGTON, MINNESOTA** Resides: **BLOOMINGTON, MINNESOTA**

CAREER HIGHLIGHTS

2018-19: Set career highs in goals and games played with 3-6-9 and 32 penalty minutes in 60 appearances with Cleveland (AHL)... Made his AHL postseason debut, skating in eight games... Notched his first career Calder Cup Playoffs goal on May 3 at Toronto... **2017-18:** Played in 57 games with Cleveland (AHL), collecting 0-10-10 and 39 penalty minutes... Finished second among Cleveland rookie defensemen in assists and points... Recorded three assists on Mar. 16 at Texas, his first three-point game, with a career-best +4 plus/minus rating... **2016-17:** Tallied 3-6-9 and was +12 in 37 games as a junior at the University of Minnesota (Big Ten)... Set career highs in goals, points (tied), plus/minus and games played... Named to the Academic All-Big Ten Team... Made his pro debut with Cleveland (AHL), playing in five games... Made his AHL debut on Apr. 7 at Milwaukee and recorded his first point (assist) two days later on Apr. 9 vs. Grand Rapids... **2015-16:** Recorded 0-4-4 in 29 contests during sophomore campaign at Minnesota... Named to the Academic All-Big Ten Team... **2014-15:** Registered 1-8-9 in 32 games as a freshman at Minnesota... Named the team's Rookie of the Year... Notched first collegiate goal on Mar. 14 vs. Penn State... Skated in five games at the IIHF World Junior Championships... **2013-14:** Competed with the United States National Development Program... Helped Team USA win gold at the IIHF World U18 Championships in Finland, recording 0-2-2 in seven contests... **2012-13:** Appeared in 38 games with the United States National Team Development Program... **2011-12:** Skated with Benilde-St. Margaret (USHS), which earned the Minnesota Class AA state high school championship in the winter.

PERSONAL

Nickname is "Colly"... Would be an entrepreneur if he wasn't a hockey player... The celebrity or historical figure he would most like to have dinner with is Benjamin Franklin... One thing he can't stop eating is Cheez-Its... Favorite thing to binge watch is "Man in the High Castle"... Favorite movies of all-time are the James Bond movies... One thing on his Bucket List is to travel the world.

CAREER TRANSACTIONS

Signed a three-year, entry level contract with the Blue Jackets on Apr. 5, 2017... Columbus' second round pick, 47th overall, at the 2014 NHL Draft.



CAREER RECORD

			REGULAR SEASON													PLAYOFFS				
Year	Team	League	GP	TOI	G	A	PTS	+/-	PIM	PP	SH	GW	S	S%	GP	G	A	PTS	PIM	
2012-13	USNTDP	USHL	38	n/a	0	4	4	-15	12	n/a	n/a	n/a	n/a	n/a	
2013-14	USNTDP	USHL	26	n/a	0	2	2	12	10	n/a	n/a	n/a	n/a	n/a	
2014-15	Minnesota	Big Ten	32	n/a	1	8	9	7	14	0	0	0	30	3.3	
2015-16	Minnesota	Big Ten	29	n/a	0	4	4	-4	35	0	0	0	22	0.0	
2016-17	Minnesota	Big Ten	37	n/a	3	6	9	12	28	0	0	0	25	12.0	
	Cleveland	AHL	5	n/a	0	1	1	4	2	0	0	0	9	0.0	
2017-18	Cleveland	AHL	57	n/a	0	10	10	-20	39	0	0	0	62	0.0	
2018-19	Cleveland	AHL	60	n/a	3	6	9	-3	32	0	0	0	80	3.8	8	1	0	1	0	
AHL Totals			122	...	3	17	20	-19	73	0	0	0	151	2.0	8	1	0	1	4	
NCAA Totals			98	...	4	18	22	15	77	0	0	0	77	5.2	
USHL Totals			64	...	0	6	6	-3	22	



ZAC DALPE

29

Position: CENTER

Shot: RIGHT

Ht.: 6'2"

Wt.: 197

Born: NOV. 1, 1989

Birthplace: PARIS, ONTARIO

Resides: OTTERVILLE, ONTARIO

CAREER HIGHLIGHTS

2018-19: Notched his first point as a Jacket with an assist in his lone contest of the campaign on Nov. 15 vs. Florida... Set a Cleveland (AHL) franchise record and finished third-T in the AHL in goals with 33, one behind the league leaders... Led the Monsters in goals, points (55) and power play goals (10)... Added 2-1-3 in eight Calder Cup Playoffs outings... **2017-18:** Started the campaign with the Blue Jackets and played in 12 games... Recorded 11-15-26 with 35 penalty minutes in 35 games with Cleveland (AHL)... Notched a point in eight-straight games for Cleveland from Dec. 23-Jan. 19 (6-4-10)... **2016-17:** Split campaign between Minnesota and Columbus organizations... Posted 8-6-14 in 20 games with Cleveland (AHL) after being claimed off waivers by Columbus... Registered 1-2-3 in nine games with Minnesota and 2-0-2 in 12 games with Iowa (AHL)... **2015-16:** Missed most of campaign with a torn labrum in his left hip (Nov. 5 - Feb. 18) and a knee injury (Feb. 24 - Mar. 30)... **2014-15:** Tallied 1-2-3 in 21 games with Buffalo... Added 16-12-28 in 44 contests with Rochester (AHL), leading club in goals and ranking third in shots (135)... **2013-14:** Spent majority of the season with Vancouver and recorded NHL career-highs with 4-3-7 in 55 games... **2012-13:** Posted 1-2-3 in 10 games with Carolina... Led Charlotte (AHL) with a +16 rating while finishing third in goals with 21-21-42 in 54 games... **2011-12:** Led Charlotte (AHL) in short-handed goals (two) and ranked third in goals (18) and shots (183)... **2010-11:** Made his NHL debut, recording 3-1-4 in 15 contests with Carolina... Tallied first career NHL goal, the game-winner, on Jan. 1 vs. New Jersey (Johan Hedberg)... Recorded an assist in his NHL debut in the first game of the 2010 NHL Premiere in Helsinki, Finland on Oct. 7 vs. Minnesota... Added AHL career highs in assists and points with 23-34-57 in 61 games with Charlotte... Finished third in scoring among AHL rookies and named to the AHL All-Rookie Team... Ranked second among AHL rookies in postseason scoring and third-T in goals with 6-7-13 in 16 contests as Charlotte advanced to the 2011 Eastern Conference Final... **2009-10:** Ranked first in the CCHA in goals and second in points with 21-24-45 in 39 games during his sophomore season at Ohio State... Named to the 2010 All-CCHA First Team and 2010 NCAA West Second All-American Teams... **2008-09:** Ranked third among CCHA rookies in goals and fifth-T in points with 13-12-25 in 37 contests at Ohio State... Ranked seventh-T among NCAA rookies in goals... Named to the 2009 CCHA All-Rookie Team and was one of three finalists for the CCHA Rookie of the Year.



PERSONAL

Nickname is "Dalps"... Twitter handle is @ZacDalpe22 and Instagram handle is ZDalpe... Plays the guitar and would be a musician if he wasn't a hockey player... His hockey idol growing up was Hall of Famer Joe Sakic... Would attend The Masters if he could attend any sporting event in the world... Favorite sport is UFC.

CAREER TRANSACTIONS

Signed a two-year, two-way NHL/AHL contract extension with the Blue Jackets on Feb. 27, 2019... Claimed off waivers by Columbus and assigned to Cleveland (AHL) on Feb. 27, 2017... Signed by the Wild to a one-year contract on June 30, 2016... Signed with Minnesota to a one-year, two-way NHL/AHL contract on July 1, 2015... Signed with Buffalo to a one-year contract on July 13, 2014... Acquired by Vancouver with Jeremy Welsh from Carolina in exchange for Kellan Tochkin and a 2014 fourth round selection (Josh Wesley) on Sept. 28, 2013... Signed by the Hurricanes to a one-year, two-way NHL/AHL contract on July 19, 2013... Signed a three-year, entry-level contract with Carolina on Mar. 18, 2010... Carolina's second round pick, 45th overall, at the 2008 NHL Draft.

CAREER RECORD

Year	Team	League	REGULAR SEASON											PLAYOFFS					
			GP	TOI	G	A	PTS	+/-	PIM	PP	SH	GW	S	S%	GP	G	A	PTS	PIM
2008-09	Ohio State	CCHA	37	n/a	13	12	25	7	25	2	0	3	108	12.0
2009-10	Ohio State	CCHA	39	n/a	21	24	45	12	19	8	0	2	151	13.9
2010-11	Albany	AHL	9	n/a	6	2	8	0	0	0	0	1	24	25.0	8	3	3	6	0
	Charlotte	NHL	15	7:56	3	1	4	0	0	0	0	1	16	18.8
2011-12	Charlotte	AHL	61	n/a	23	34	57	7	21	7	2	2	170	13.5	16	6	7	13	6
	Charlotte	NHL	16	9:35	1	2	3	-3	4	0	0	0	20	5.0
2012-13	Charlotte	AHL	56	n/a	18	14	32	-1	17	6	2	2	183	9.8
	Charlotte	NHL	10	12:18	1	2	3	-7	0	0	0	0	18	5.6
2013-14	Charlotte	AHL	54	n/a	21	21	42	16	12	6	3	3	176	11.9	5	0	0	0	4
	Vancouver	NHL	55	7:08	4	3	7	-7	6	1	0	0	52	7.7
2014-15	Utica	AHL	6	n/a	0	3	3	-6	2	0	0	0	14	0.0
	Buffalo	NHL	21	9:17	1	2	3	-11	4	0	0	0	29	3.4
2015-16	Rochester	AHL	44	n/a	16	12	28	-7	0	3	1	1	135	11.9
	Minnesota	NHL	2	10:15	1	0	1	0	0	0	0	0	3	33.3	3	0	0	0	0
2016-17	Iowa	AHL	8	n/a	3	1	4	1	24	0	0	1	26	11.5
	Minnesota	NHL	9	8:33	1	2	3	0	9	0	0	0	8	12.5
2017-18	Iowa	AHL	12	n/a	2	0	2	0	0	0	0	0	40	5.0
	Cleveland	AHL	20	n/a	8	6	14	-2	22	3	0	3	50	16.0
2018-19	Columbus	NHL	12	7:27	0	0	0	-3	13	0	0	0	18	0.0
	Cleveland	AHL	35	n/a	11	15	26	-7	35	4	1	3	141	7.8
2018-19	Columbus	NHL	1	9:01	0	1	1	1	0	0	0	0	1	0.0
	Cleveland	AHL	55	n/a	33	22	55	17	43	10	2	3	203	16.3	8	2	1	3	16
CBJ Totals			13	7:34	0	1	1	-2	13	0	0	0	19	0.0
NHL Totals			141	8:21	12	13	25	-30	36	1	0	1	165	7.3	3	0	0	0	0
AHL Totals			360	...	141	130	271	18	176	39	11	19	1,162	12.1	37	11	11	22	26
NCAA Totals			76	...	34	36	70	19	44	10	0	5	259	13.1



MARKO DANO

56

Position: LEFT WING **Shot:** LEFT
Birthplace: EISENSTADT, AUSTRIA

Ht.: 5'11" **Wt.:** 201 **Born:** NOV. 30, 1994
Resides: TRENCIN, SLOVAKIA

CAREER HIGHLIGHTS

2018-19: Split campaign between Colorado and Winnipeg organizations... Skated in eight games for the Avalanche... Registered 12-18-30 in 51 outings for the Jets' AHL team, Manitoba Moose... Played for Slovakia at the IIHF World Championships... **2017-18:** Collected 2-1-3 in 23 appearances for Winnipeg... **2016-17:** Tallied 4-7-11 in 38 games with Winnipeg... Added 0-2-2 in six contests with Manitoba (AHL)... **2015-16:** Split season between Chicago and Winnipeg organizations, combining for 5-5-10 in 34 games at NHL level... Added 4-19-23 in 34 AHL games with Rockford... Registered 1-1-2 in six games for Slovakia at IIHF World Championships... **2014-15:** Set career highs and led Columbus rookies in goals, points and plus/minus and ranked second in assists with 8-13-21 and a +12 plus/minus rating in 35 outings... Skated in his first NHL game on Oct. 9 at Buffalo and scored a goal (Cam Talbot) and added an assist a game later on Oct. 11 vs. the New York Rangers... Added 11-8-19 in 39 appearances with Springfield (AHL)... Played in five games for Slovakia at the IIHF World Championships... **2013-14:** Notched 3-2-5 in 41 games with HC Slovan (KHL)... Made his North American pro debut at the end of the campaign, posting 2-4-6 in 10 games with Springfield (AHL)... Collected 2-1-3 in five outings with Slovakia at the IIHF World Junior Championships... **2012-13:** Tallied 3-4-7 in 37 games with HC Slovan (KHL)... Notched 1-1-2 in five contests for Slovakia at the IIHF World Championships and finished fifth-T at the IIHF World Junior Championships in scoring with 4-5-9 in six appearances.

PERSONAL

Nickname is "Snacks"... Instagram handle is DanoMarko... His dad, who he followed in his footsteps as a hockey player, has had the most influence on his career... His most memorable hockey moment was scoring his first NHL goal with Columbus on Oct. 11, 2014 vs. the NY Rangers... Favorite game day song is *Enter Sandman* by Metallica... Favorite athlete is Roger Federer.



CAREER TRANSACTIONS

Signed to a one-year, two-way NHL/AHL contract with the Blue Jackets on Aug. 8, 2019... Claimed off waivers by Winnipeg from Colorado and assigned to Manitoba (AHL) on Nov. 23, 2018... Claimed off waivers by the Avalanche from the Jets on Oct. 15, 2018... Re-signed to a one-year contract with Winnipeg on July 24, 2018... Signed to a one-year contract extension with the Jets on June 13, 2017... Acquired by Winnipeg from Chicago with 2017 first-round pick and a 2018 conditional third-round pick in exchange for LW Andrew

Ladd, D Jay Harrison and LW Matt Fraser on Feb. 25, 2016... Traded along with C Artem Anisimov, LW Jeremy Morin, LW Corey Tropp and a 2016 fourth round pick to Chicago in exchange for LW Brandon Saad, D Michael Paliotta and C Alex Broadhurst on June 30, 2015... Signed a three-year, entry level contract with the Blue Jackets on Mar. 6, 2014... Columbus' third, first-round pick, 27th overall, at the 2013 NHL Draft.

CAREER RECORD

REGULAR SEASON															PLAYOFFS				
Year	Team	League	GP	TOI	G	A	PTS	+/-	PIM	PP	SH	GW	S	S%	GP	G	A	PTS	PIM
2010-11	Trencin	SVK	8	n/a	0	1	1	2	10	n/a	n/a	n/a	n/a	n/a
2011-12	Trencin	SVK	32	n/a	4	6	10	6	12	n/a	n/a	n/a	n/a	n/a	9	0	3	3	18
2012-13	HC Slovan	KHL	37	9:34	3	4	7	4	26	0	0	0	53	5.7	4	0	0	0	0
2013-14	HC Slovan	KHL	41	9:04	3	2	5	-11	41	0	0	0	42	7.1
	Springfield	AHL	10	n/a	2	4	6	-2	4	2	0	1	25	8.0	5	0	2	2	0
2014-15	Columbus	NHL	35	13:15	8	13	21	12	14	0	0	1	84	9.5
	Springfield	AHL	39	n/a	11	8	19	-4	34	1	0	2	93	11.8
2015-16	Chicago	NHL	13	9:41	1	1	2	0	2	0	0	0	15	6.7
	Rockford	AHL	34	n/a	4	19	23	17	40	2	0	2	75	5.3
	Winnipeg	NHL	21	13:50	4	4	8	-7	8	0	0	0	39	10.3
2016-17	Winnipeg	NHL	38	10:41	4	7	11	0	10	2	0	0	44	9.1
	Manitoba	AHL	6	n/a	0	2	2	-6	4	0	0	0	12	0.0
2017-18	Winnipeg	NHL	23	7:11	2	1	3	-2	6	0	0	0	22	9.1
2018-19	Colorado	NHL	8	6:53	0	0	0	-1	7	0	0	0	3	0.0
	Manitoba	AHL	51	n/a	12	18	30	-6	75	5	0	2	125	9.6
CBJ Totals			35	13:15	8	13	21	12	14	0	0	1	84	9.5
NHL Totals			138	10:31	19	26	45	2	47	2	0	3	207	9.2
AHL Totals			140	...	29	51	80	-1	157	10	0	7	330	8.8	5	0	2	2	0
KHL Totals			78	9:18	6	6	12	-7	67	0	0	0	95	6.3
SVK Totals			40	...	4	7	11	8	22	9	0	3	3	18



TREY FIX-WOLANSKY

64

Position: RIGHT WING **Shot:** RIGHT
Birthplace: EDMONTON, ALBERTA

Ht.: 5'7" **Wt.:** 178 **Born:** MAY 26, 1999
Resides: EDMONTON, ALBERTA

CAREER HIGHLIGHTS

2018-19: Ranked second-T in the Western Hockey League in assists and fourth-T in points with 37-65-102 in 65 games for the Edmonton Oil Kings... Named WHL Eastern Conference Player of the Year and to the conference's First All-Star Team... Served as the Oil Kings' captain and captured the club's Top Scorer and MVP awards... Recorded 31 multi-point performances (17 with three or more points)... Made his pro debut at the end of the season, collecting 1-1-2 in three playoff games with the American Hockey League's Cleveland Monsters... **2017-18:** Finished 12th in the WHL in assists and 18th in points with 32-57-89 and 81 penalty minutes in 71 games with Edmonton... Led the club in goals, assists and points and ranked third in penalty minutes... **2016-17:** Tallied 24-30-54 and 69 penalty minutes in 70 contests with the Oil Kings (WHL)... Ranked second on the team in goals, assists and points... **2015-16:** Recorded 16-15-31 and 71 PIM in 51 games with the Spruce Grove Saints of the Alberta Junior Hockey League... Ranked 3rd on the team in the postseason with 5-9-14 in 14 contests... Made the AJHL (North) All-Rookie Team.

PERSONAL

Nickname is "Fixy"... Twitter handle is @wally9191 and Instagram handle is Trey_Wolansky... Started playing hockey at the age of two and grew up idolizing Pittsburgh center Sidney Crosby... Would attend The Masters if he could attend any sporting event in the world... Favorite thing to binge watch is "Friends"... Would have his favorite actor, Bradley Cooper, play him in a movie about his life... One thing he can't stop eating is Sour Patch Kids.

CAREER TRANSACTIONS

Signed a three-year entry-level contract with the Blue Jackets on Mar. 15, 2019... Columbus' seventh round pick, 204th overall, at the 2017 NHL Draft.



CAREER RECORD

Year	Team	League	REGULAR SEASON												PLAYOFFS				
			GP	TOI	G	A	PTS	+/-	PIM	PP	SH	GW	S	S%	GP	G	A	PTS	PIM
2015-16	Spruce Grove	AJHL	51	n/a	16	15	31	0	74	3	0	4	n/a	n/a	14	5	9	14	8
2016-17	Edmonton	WHL	70	n/a	24	30	54	-16	69	10	0	2	n/a	n/a
2017-18	Edmonton	WHL	71	n/a	32	57	89	-15	81	11	1	5	n/a	n/a
2018-19	Edmonton	WHL	65	n/a	37	65	102	36	52	9	1	6	n/a	n/a	16	6	8	14	14
	Cleveland	AHL	3	1	1	2	0
AHL Totals			3	1	1	2	0
WHL Totals			206	...	93	152	245	5	202	39	2	13	16	6	8	14	14
AJHL Totals			51	...	16	15	31	0	74	3	0	4	14	5	9	14	8



MAXIME FORTIER

36

Ht.: 5'10" Wt.: 179 Born: DEC. 15, 1997
Resides: LACHIRE, QUEBEC

2018-19: Split the season between Cleveland (AHL) and Jacksonville (ECHL)... Made his pro debut, collecting 1-4-5 in 20 games with Cleveland... Made his AHL debut on Oct. 11 vs. Wilkes-Barre/Scranton... Notched his first AHL goal on Jan. 11 at Syracuse... Added 12-13-25 in 24 games with Jacksonville (ECHL) and led IceMen skaters in playoff scoring with 4-3-7 in six outings... **2017-18:** Recorded 32-43-75 in 61 games with Halifax in the QMJHL... Added 5-3-8 in nine playoff games... Finished second-T in the league in shorthanded goals (five) and 16th-T in points... Finished second on the club in goals, assists and plus/minus (tied) and third in points... **2016-17:** Tallied career highs with 32-55-87 in 68 games with Halifax... Led team in assists and points and ranked second in goals... Finished sixth-T in the league in assists and ninth in points. **2015-16:** Collected 31-46-77 in 68 contests with Halifax... Led team in goals, assists and points... **2014-15:** Played in first full QMJHL season with Halifax, registering 9-21-30 in 63 outings... Added 4-3-7 in 10 playoff contests... **2013-14:** Made QMJHL debut, picking up an assist in three regular season games with Halifax and 1-2-3 in five playoff contests.

Nickname is "Forts"... Twitter handle is @max41forts and Instagram handle is MaximeFortier41... Most memorable hockey moment was signing his first NHL contract... Favorite sport is baseball and favorite person to follow on social media is Yankees' shortstop Didi Gregorius... The celebrity or historical figure he'd most like to have dinner with is Jean Beliveau... Favorite thing to do on an off day is to go for a hike.

Signed a three-year, entry level contract with Columbus on Nov. 5, 2017.



PLAYOFFS

Year	Team	League	GP	TOI	G	A	PTS	+/-	PIM	PP	SH	GW	S	%	GP	G	A	PTS	PIM
2013-14	Halifax	QMJHL	3	n/a	0	1	1	-3	0	0	0	0	6	0.0	5	1	2	3	2
2014-15	Halifax	QMJHL	63	n/a	9	21	30	-1	28	0	0	1	150	6.0	10	4	3	7	0
2015-16	Halifax	QMJHL	68	n/a	31	46	77	-23	22	9	0	2	236	13.1
2016-17	Halifax	QMJHL	68	n/a	32	55	87	-1	20	7	6	5	250	12.8	6	4	2	6	2
2017-18	Halifax	QMJHL	61	n/a	32	43	75	23	48	6	5	4	265	12.1	9	5	3	8	0
2018-19	Cleveland	AHL	20	n/a	1	4	5	-2	2	0	0	0	23	4.3
	Jacksonville	ECHL	24	n/a	12	13	25	3	4	1	0	n/a	78	15.4	6	4	3	7	0
AHL Totals			20	n/a	1	4	5	-2	2	0	0	0	23	4.3
ECHL Totals			24	n/a	12	13	25	3	4	1	0	n/a	78	15.4	6	4	3	7	0
QMJHL Totals			263	...	104	166	270	-5	118	22	11	12	907	11.5	30	14	10	24	0



LIAM FOUDY

19

Position: CENTER **Shot:** LEFT
Birthplace: SCARBOROUGH, ONTARIO

Ht.: 6'2" **Wt.:** 182 **Born:** FEB. 4, 2000
Resides: SCARBOROUGH, ONTARIO

CAREER HIGHLIGHTS

2018-19: Notched career highs with 36-32-68 and was +39 in 62 contests with the London Knights of the Ontario Hockey League... Finished second-T in the league in shorthanded goals (6)... Ranked third on the team in goals and points... Had 19 multi-point efforts... Notched a 13-game point streak from Jan. 8-Feb. 2 (13-9-22), including a 10-game goal streak from Jan. 11-30 (12-7-19)... Added 6-6-12 in 11 playoff outings... Made his pro debut at the end of the campaign, posting 2-0-2 in eight playoff games with the American Hockey League's Cleveland Monsters... Made his AHL debut on Apr. 19 at Syracuse and notched two goals, including the series clincher, on Apr. 25 vs. Syracuse... **2017-18:** Registered 24-16-40 and 26 penalty minutes in 65 games with London... Ranked third on the team in goals and game-winning goals (4, tied) and was fourth in points... Campaign was highlighted by a 13-game span where he tallied 14 goals from Feb. 9-Mar. 7 (14-8-22)... Notched 2-2-4 in five games at IIHF U18 World Championships... **2016-17:** Tallied 9-6-15, 19 penalty minutes and was +1 in 58 contests in first OHL campaign with London... Collected 0-3-3 in six contests for Canada White at World U17 Hockey Challenge... Was selected in the first round, 18th overall, in the 2016 OHL Priority Draft.

PERSONAL

Nickname is "Fouds"... Twitter handle is @FoudShow and Instagram handle is Foudy_22... Started playing hockey at the age of four and grew up idolizing Pavel Datsyuk... Favorite athlete is Usain Bolt... Favorite movie of all-time is *Step Brothers* and favorite actor is Will Ferrell... One thing that people may not know about him is that he speaks French... Would be a pro golfer if he wasn't a hockey player.

CAREER TRANSACTIONS

Signed a three-year entry level contract with the Blue Jackets on July 30, 2018.... Columbus' first round pick, 18th overall, at the 2018 NHL Draft.



CAREER RECORD

Year	Team	League	GP	TOI	G	A	PTS	+/-	PIM	PP	SH	GW	S	S%	GP	G	A	PTS	PIM
2016-17	London	OHL	58	n/a	9	6	15	1	19	0	0	4	50	18.0	13	0	0	0	0
2017-18	London	OHL	65	n/a	24	16	40	-2	22	1	5	4	136	17.6	4	1	1	2	0
2018-19	London	OHL	62	n/a	36	32	68	39	32	3	6	5	193	18.7	11	6	6	12	12
	Cleveland	AHL	8	2	0	2	2
AHL Totals			8	2	0	2	2
OHL Totals			185	...	69	54	123	38	73	4	11	13	379	18.2	28	7	7	14	12

REGULAR SEASON

PLAYOFFS

PLAYER PERSONNEL



VLADISLAV GAVRIKOV

44

Position: DEFENSE **Shot:** LEFT
Birthplace: YAROSLAVL, RUSSIA

Ht.: 6'3" **Wt.:** 213 **Born:** NOV. 21, 1995
Resides: SAINT PETERSBURG, RUSSIA

CAREER HIGHLIGHTS

2018-19: Made his NHL debut with the Blue Jackets in the 2019 Stanley Cup Playoffs, skating in two games... Made his league debut in Game Five of the Eastern Conference Semifinals on May 4 at Boston... Began the campaign with SKA St. Petersburg of the Kontinental Hockey League... Led the league in plus/minus and set career highs in assists, points, plus/minus and games played with 5-15-20 and +48 in 60 contests... Skated in 18 postseason games with St. Petersburg... Played in 10 games for Russia at the IIHF World Championships... **2017-18:** Finished his first season with SKA St. Petersburg (KHL) with 5-9-14, +21 and 26 PIM in 50 games... Added 1-4-5 in 15 post-season games... Won a gold medal with the Olympic Athletes of Russia in the PyeongChang Winter Olympics... Also competed in the IIHF World Championships... **2016-17:** Posted 3-4-7 and a career-high 38 PIM in 54 contests with Lokomotiv Yaroslavl (KHL)... Added 1-4-5 in 15 playoff contests... Won bronze with Russia at the IIHF World Championships, tallying 1-1-2 in nine games... **2015-16:** Recorded 3-4-7 in 42 games with Lokomotiv Yaroslavl (KHL)... **2014-15:** Made his KHL debut, collecting 0-1-1 in 16 games with Lokomotiv Yaroslavl... Also skated in 11 games with HK Ryazan of the VHL, recording 1-2-3... Served as captain for Loko Yaroslavl (MHL) where he notched 1-6-7 in 16 contests... Captained Russia to a silver medal at the IIHF World Junior Championships... **2013-14:** Tallied 3-9-12 and was +33 in 45 contests with Loko Yaroslavl (MHL)... **2012-13:** Posted 3-3-6 and 18 penalty minutes in 47 appearances with Loko Yaroslavl (MHL)... Competed with Russia in the IIHF U18 World Junior Championships... **2011-12:** Skated in eight outings with Loko Yaroslavl (MHL)... Captained the Lokomotiv Yaroslavl U17 team (Russia U17), notching 6-5-11 in 17 contests... Competed in the World Under-17 Hockey Challenge for Russia U17.

PERSONAL

Nickname is "Gavr"... Instagram handle is gavrikov_vlad... Began playing hockey at the age of six and his most memorable hockey moment was playing in the 2018 Olympic Games with the Olympic Athletes of Russia... Favorite thing to do on his day off is spend time with his family... Favorite athlete is soccer star Lionel Messi... Travels a lot during the summer months.

CAREER TRANSACTIONS

Signed a two-year entry, level contract with the Blue Jackets on Apr. 13, 2019... Columbus' sixth-round pick, 159th overall, at the 2015 NHL Draft.



CAREER RECORD

Year	Team	League	GP	TOI	G	A	PTS	+/-	PIM	PP	SH	GW	S	S%	GP	G	A	PTS	PIM
2011-12	Loko Yaroslavl	MHL	8	n/a	1	1	2	0	4	n/a	n/a	n/a	n/a	n/a	2	0	0	0	0
2012-13	Loko Yaroslavl	MHL	47	n/a	3	3	6	-1	18	n/a	n/a	n/a	n/a	n/a
2013-14	Loko Yaroslavl	MHL	45	n/a	3	9	12	33	28	n/a	n/a	n/a	n/a	n/a	7	0	2	2	4
2014-15	Yaroslavl	KHL	16	6:12	0	1	1	3	4	0	0	0	9	0.0	4	0	0	0	0
	HK Ryazan	VHL	11	n/a	1	2	3	3	4	n/a	n/a	n/a	n/a	n/a
	Loko Yaroslavl	MHL	16	n/a	1	6	7	7	16	n/a	n/a	n/a	n/a	n/a	5	0	0	0	2
2015-16	Yaroslavl	KHL	42	16:24	3	4	7	17	18	0	0	0	49	6.1	5	1	0	1	2
2016-17	Yaroslavl	KHL	54	18:01	3	4	7	8	38	3	0	0	77	3.9	15	1	4	5	14
2017-18	St. Petersburg	KHL	50	15:38	5	9	14	21	26	0	0	0	58	8.6	15	1	4	5	2
2018-19	St. Petersburg	KHL	60	19:27	5	15	20	48	10	0	0	0	103	4.9	18	1	0	1	0
	Columbus	NHL	2	0	0	0	0
NHL Totals			2	0	0	0	0
KHL Totals			222	16:42	16	33	49	97	96	3	0	0	296	5.4	57	4	8	12	18
VHL Totals			11	...	1	2	3	3	4
MHL Totals			116	...	8	19	27	39	66	14	0	2	2	6

REGULAR SEASON

PLAYOFFS



NATHAN GERBE

24

Position: LEFT WING **Shot:** LEFT
Birthplace: OXFORD, MICHIGAN

Ht.: 5'4" **Wt.:** 169 **Born:** JULY 24, 1987
Resides: TRAVERSE CITY, MICHIGAN

CAREER HIGHLIGHTS

2018-19: Served as captain for Cleveland (AHL), posting 10-22-32 in 41 games... Ranked fourth-T on the club in assists and fifth in points... **2017-18:** Began campaign with Geneve-Servette in Switzerland's top men's league (NLA), recording 2-5-7 and 85 penalty minutes in 19 contests before transitioning to North America... Skated in two games with the Blue Jackets, including making his club debut on Feb. 22 at Philadelphia... Added 4-14-18 in 24 contests with Cleveland (AHL)... **2016-17:** Notched 11-17-28 and 22 penalty minutes in 26 games with Geneve-Servette (NLA)... **2015-16:** Posted 3-4-7 in 47 outings with Carolina... **2014-15:** Tallied 10-18-28 and 34 penalty minutes in 78 games with Carolina... **2013-14:** Tied career highs in goals and points and set career high in games played with 16-15-31 and 36 penalty minutes in 81 contests with Carolina... **2012-13:** Picked up 5-5-10 in 42 games with Buffalo... **2011-12:** Notched a career high in assists with 6-19-25 and 32 penalty minutes in 62 contests with Buffalo... **2010-11:** Set career highs in goals and points with 16-15-31 in 64 appearances with Buffalo... **2009-10:** Split campaign between Buffalo and Portland (AHL), collecting 2-3-5 in 10 games with the Sabres and adding 11-27-38 in 44 contests with the Pirates... Tallied his first NHL goal/multi-point game with 1-1-2 on Dec. 9 vs. Washington (Jose Theodore)... Played in the AHL All-Star Game... **2008-09:** Made his NHL debut, collecting 0-1-1 in 10 contests with Buffalo... Collected his first NHL assist/point on Dec. 13 at New Jersey... Made his league debut on Dec. 6 at Tampa Bay... Added 30-26-56 and 63 penalty minutes in 57 appearances with Portland (AHL)... Captured the Red Garrett Memorial Award as the AHL Rookie of the Year and was named to the All-Rookie Team... **2007-08:** Notched 35-33-68 in 43 contests as a junior at Boston College (Hockey East)... Led the NCAA in goals and points and was a finalist for the Hobey Baker Award as the Top Collegiate Player... Was named to the NCAA East First All-American and Hockey East First All-Star teams... Scored the game-deciding goal to lead the Eagles to an NCAA championship... **2006-07:** Picked up 25-22-47 and 76 penalty minutes in 41 games in sophomore campaign at Boston College... Was named to the Hockey East Second All-Star Team after helping the Eagles win the league championship... Collected 0-6-6 in seven games to help the USA earn bronze at the 2007 IIHF World Junior Championships... **2005-06:** Made collegiate debut, posting 11-7-18 in 39 outings at Boston College (Hockey East)... Skated in seven contests for the United States at the 2006 IIHF World Junior Championships.



PERSONAL

Nickname is "Gerbs"... Twitter handle is @NathanGerbe14 and Instagram handle is NathanGerbe7... His most memorable hockey moment was his first NHL game on Dec. 6, 2008 with Buffalo at Tampa Bay... Would attend the US Open if he could attend any sporting event in the world... Favorite actor is Tom Hardy and favorite thing to binge watch is "Peaky Blinders."

CAREER TRANSACTIONS

Signed a two-year, two-way NHL/AHL contract extension with the Blue Jackets on Mar. 15, 2018... Signed a one-year, two-way NHL/AHL contract as a free agent with Columbus on Jan. 24, 2018... Signed with Geneve-Servette HC of the Switzerland National League A on Oct. 14, 2016... Signed a one-year contract as a free agent with the NY Rangers on Oct. 7, 2016... Signed by the Hurricanes to a two-year contract extension on June 24, 2014... Signed a one-year, two-way NHL/AHL contract with Carolina on July 26, 2013... Contract bought out by Buffalo on July 4, 2013... Re-signed by Buffalo to a three-year contract on June 29, 2011... Signed a three-year, entry level contract with the Sabres on May 6, 2008... Buffalo's fifth-round pick, 142nd overall, at the 2005 NHL Draft.

CAREER RECORD

REGULAR SEASON															PLAYOFFS				
Year	Team	League	GP	TOI	G	A	PTS	+/-	PIM	PP	SH	GW	S	S%	GP	G	A	PTS	PIM
2005-06	Boston College	Hockey East	39	n/a	11	7	18	5	75	2	1	2	n/a	n/a
2006-07	Boston College	Hockey East	41	n/a	25	22	47	16	76	9	4	6	n/a	n/a
2007-08	Boston College	Hockey East	43	n/a	35	33	68	22	65	9	3	4	n/a	n/a
2008-09	Buffalo	NHL	10	13:37	0	1	1	3	4	0	0	0	24	0.0
	Portland	AHL	57	n/a	30	26	56	2	63	13	0	4	236	12.7	5	0	0	0	4
2009-10	Buffalo	NHL	10	14:39	2	3	5	1	4	2	0	1	29	6.9	2	1	1	2	0
	Portland	AHL	44	n/a	11	27	38	-5	46	6	0	1	136	8.1	4	1	1	2	4
2010-11	Buffalo	NHL	64	13:20	16	15	31	11	34	2	0	3	171	9.4	7	2	0	2	18
2011-12	Buffalo	NHL	62	14:12	6	19	25	2	32	0	0	2	137	4.4
2012-13	Buffalo	NHL	42	12:30	5	5	10	-3	14	0	1	0	64	7.8
2013-14	Carolina	NHL	81	16:24	16	15	31	-6	36	3	2	1	221	7.2
2014-15	Carolina	NHL	78	16:27	10	18	28	-14	34	2	0	2	235	4.3
2015-16	Carolina	NHL	47	13:28	3	4	7	-15	14	0	0	0	73	4.1
2016-17	Geneve	NLA	26	n/a	11	17	28	9	22	2	0	3	114	9.6	4	0	2	2	2
2017-18	Geneve	NLA	19	n/a	2	5	7	-11	85	1	0	0	66	3.0
	Columbus	NHL	2	8:36	0	0	0	-1	0	0	0	0	1	0.0
	Cleveland	AHL	24	n/a	4	14	18	-11	16	0	0	1	74	5.4
2018-19	Cleveland	AHL	41	n/a	10	22	32	-1	40	4	1	1	121	8.3
CBJ Totals			2	8:36	0	0	0	-1	0	0	0	0	1	0.0
NHL Totals			396	14:39	58	80	138	-22	172	9	3	9	955	6.1	9	3	1	4	18
AHL Totals			166	...	55	89	144	-15	165	23	1	7	567	8.3	9	1	1	2	8
NLA Totals			45	...	13	22	35	-2	107	3	0	3	180	7.2	4	0	2	2	2
NCAA Totals			119	...	64	58	122	43	186	20	8	12



MATISS KIVLENIEKS

80

Position: GOALTENDER **Catches:** LEFT
Birthplace: RIGA, LATVIA

Ht.: 6'2" **Wt.:** 178 **Born:** AUG. 26, 1996
Resides: RIGA, LATVIA

CAREER HIGHLIGHTS

2018-19: Went 4-4-1 with a 3.71 GAA, .873 SV% and one shutout in 14 games in his second season with Cleveland... Won his first two starts of the campaign, including a 31-save shutout in a 4-0 win on Oct. 20 at Binghamton in his season debut... Also played in eight contests for the Kalamazoo Wings (ECHL), posting a 5-3-0 record, 2.71 GAA and .923 SV%... **2017-18:** Went 14-21-4 with a 3.21 GAA, .891 SV% and one shutout in 43 games in his first pro season with Cleveland (AHL)... Finished third among AHL rookies in minutes and eighth-T in wins... Collected his first pro win by stopping 20-of-21 shots in a 2-1 OT victory on Nov. 3 at Tucson... Turned aside 31-of-34 shots in a 4-1 loss in his AHL debut on Oct. 15 at Manitoba.... **2016-17:** Went 36-7-6 with a 1.85 GAA, .932 SV% and five shutouts in 49 games to help Sioux City capture the Anderson Cup as the USHL's regular season champions... Was named the USHL's Player of the Year and Goaltender of the Year and to the First All-Star Team after leading the league in wins, GAA, SV%, shutouts (tied) and finishing second in minutes played (2,991)... His GAA was the second-lowest mark for a season in USHL Tier 1 history (Green Bay's Adam Huska - 1.82, 2015-16) and his SV% was the second-highest mark (Lincoln's David Reekie - .935, 2007-08)... Led the club in the playoffs to Game 5 of the Clark Cup Final, going 8-5 with a 2.08 GAA, .925 SV% and two shutouts in 13 games, leading the USHL in minutes (807) and ranking second in shutouts and third in GAA and SV%... **2015-16:** Spent the campaign with the Coulee Region Chill of the North American Hockey League, posting a 16-10-1 record with a 2.41 GAA, .925 SV% and two shutouts in 29 games... Finished fifth in the league in SV%... Was named the best goaltender at the 2016 IIHF Division I Group A World Junior Championships after leading Latvia to a gold medal with a tournament-best 1.71 GAA and .941 SV%... **2014-15:** Went 21-12-0 with a 2.23 GAA, .930 SV% and four shutouts in 33 games with Forest Lake of the Minnesota Junior Hockey League... Made NAHL debut with Coulee Region... Was named the best goaltender at the 2015 IIHF Division I Group A World Junior Championships after leading Latvia to a bronze medal with a 1.75 GAA and .928 SV%.

PERSONAL

Nickname is "Kivi"... Instagram handle is m_kiv80... Most memorable hockey moment was winning the Anderson Cup and going to the Clark Cup Finals in the USHL... Favorite sport is snowboarding and favorite athlete is Travis Pastrana... One thing he can't stop eating is chocolate... The talent he'd most like to have is be able to play golf... Would like Leonardo DiCaprio to play him in a movie about his life.

CAREER TRANSACTIONS

Signed a three-year, entry-level contract with Columbus on May 25, 2017.



CAREER RECORD

Year	Team	League	GP	W	L	OT	SO	GA	SA	SV%	GAA	MIN
2013-14	Edina	MnJHL	40	11	27	1	2	n/a	n/a	.908	3.95	2,218
2014-15	Coulee Region	NAHL	1	0	1	0	0	n/a	n/a	.902	4.05	59
2015-16	Coulee Region	NAHL	29	16	10	1	2	n/a	n/a	.925	2.41	1,618
2016-17	Sioux City	USHL	49	36	7	6	5	92	1,362	.932	1.85	2,991
2017-18	Cleveland	AHL	43	14	21	4	1	123	1,128	.891	3.21	2,296
2018-19	Cleveland	AHL	14	4	4	1	1	44	347	.873	3.71	711
	Kalamazoo	ECHL	8	5	3	0	0	19	246	.923	2.71	420

AHL Totals	57	18	25	5	2	167	1,475	.887	3.33	3,007		
ECHL Totals	8	5	3	0	0	19	246	.923	2.71	420		
USHL Totals	49	36	7	6	5	92	1,362	.932	1.85	2,991	13	8-5
NAHL Totals	30	16	11	1	2924	2.47	1,677	4	1-3

REGULAR SEASON

PLAYOFFS

Year	Team	League	GP	W	L	OT	SO	GA	SA	SV%	GAA	MIN	GP	W-L	SO	GA	SV%	GAA	MIN
2013-14	Edina	MnJHL	40	11	27	1	2	n/a	n/a	.908	3.95	2,218	2	0-2	0	n/a	.911	4.50	120
2014-15	Coulee Region	NAHL	1	0	1	0	0	n/a	n/a	.902	4.05	59
2015-16	Coulee Region	NAHL	29	16	10	1	2	n/a	n/a	.925	2.41	1,618	4	1-3	0	n/a	.893	3.42	210
2016-17	Sioux City	USHL	49	36	7	6	5	92	1,362	.932	1.85	2,991	13	8-5	2	28	.925	2.08	807
2017-18	Cleveland	AHL	43	14	21	4	1	123	1,128	.891	3.21	2,296
2018-19	Cleveland	AHL	14	4	4	1	1	44	347	.873	3.71	711
	Kalamazoo	ECHL	8	5	3	0	0	19	246	.923	2.71	420
AHL Totals	57	18	25	5	2	167	1,475	.887	3.33	3,007		
ECHL Totals	8	5	3	0	0	19	246	.923	2.71	420		
USHL Totals	49	36	7	6	5	92	1,362	.932	1.85	2,991	13	8-5	2	28	.925	2.08	807		
NAHL Totals	30	16	11	1	2924	2.47	1,677	4	1-3	0893	3.42	210		



JAKOB LILJA

15

Position: LEFT WING **Shot:** RIGHT
Birthplace: MALMO, SWEDEN

Ht.: 6'1" **Wt.:** 196 **Born:** JULY 23, 1993
Resides: MALMO, SWEDEN

CAREER HIGHLIGHTS

2018-19: Tallied 12-25-37 and averaged 18:03 of ice time in 52 games with Djurgardens IF in the Swedish Hockey League... Set career highs in assists and points... Led the club and ranked eighth-T in the league in assists and 10th-T in points... Had nine multi-point efforts... Added 3-5-8 in 19 playoff outings to help the team advance to the SHL final... **2017-18:** Registered 12-10-22 in 40 SHL appearances with Linköping... Led the league in shorthanded goals (3)... Finished third-T on the team in goals... **2016-17:** Posted 11-5-16 in 49 outings with Linköping HC in the SHL... Ranked third on the team in goals... **2015-16:** Set career highs in goals and games played with 12-11-23 in 52 SHL contests with Linköping HC... **2014-15:** Tallied 23-12-35 in 51 outings with Rogle BK in the Allsvenskan... Led his club in goals and ranked fourth in points... **2013-14:** Totaled 15-7-22 in 47 appearances with Rogle BK (Allsvenskan)... Finished third-T on the team in goals... **2012-13:** Played for three different teams, totalling 11-4-15 in 50 games... Made SHL debut, notching a goal in 29 contests with Rogle BK... Added 10-2-12 in 11 appearances with the junior club in the SuperElit... **2011-12:** Made men's league debut, posting 2-2-4 in 23 appearances with Rogle BK (Allsvenskan)... Added 8-13-21 in 20 outings with the junior team (SuperElit)... **2010-11:** Notched 12-13-25 in 39 games with Rogle BK's junior team (SuperElit).

PERSONAL

Began playing hockey at the age of seven and grew up idolizing Hall of Famer Peter Forsberg... Most memorable hockey moment was playing in the SHL Finals in 2019... Person he'd most like to have dinner with is his favorite athlete, Zlatan Ibrahimovic... Favorite actor is Jason Statham... Would be a soccer player if he wasn't a hockey player.

CAREER TRANSACTIONS

Signed a one-year entry level contract with the Blue Jackets on June 15, 2019.



CAREER RECORD

Year	Team	League	GP	TOI	G	A	PTS	+/-	PIM	PP	SH	GW	S	S%	GP	G	A	PTS	PIM
2010-11	Rogle BK J20	SuperElit	39	n/a	12	13	25	n/a	18	n/a	n/a	n/a	n/a	n/a	3	0	0	0	0
2011-12	Rogle BK	Allsvenskan	23	n/a	2	2	4	0	6	n/a	n/a	n/a	n/a	n/a	10	0	0	0	2
	Rogle BK J20	SuperElit	20	n/a	8	13	21	6	16	n/a	n/a	n/a	n/a	n/a
2012-13	Rogle BK	SHL	29	6:39	1	0	1	-5	4	0	0	0	14	7.1	5	0	1	1	0
	IF Troja-Ljungby	Allsvenskan	10	n/a	0	2	2	-4	2	n/a	n/a	n/a	n/a	n/a
	Rogle BK J20	SuperElit	11	n/a	10	2	12	7	6	n/a	n/a	n/a	n/a	n/a	2	0	1	1	2
2013-14	Rogle BK	Allsvenskan	47	n/a	15	7	22	7	10	n/a	n/a	n/a	n/a	n/a	8	0	3	3	12
2014-15	Rogle BK	Allsvenskan	51	n/a	23	12	35	16	28	n/a	n/a	n/a	n/a	n/a	4	1	0	1	25
2015-16	Linköping HC	SHL	52	15:31	12	11	23	9	8	1	0	2	86	14.0	6	0	0	0	0
2016-17	Linköping HC	SHL	49	14:50	11	5	16	-5	31	0	2	1	76	14.5	6	0	0	0	0
2017-18	Linköping HC	SHL	40	16:21	12	10	22	12	10	0	3	2	70	17.1	7	3	2	5	0
2018-19	Djurgardens IF	SHL	52	18:03	12	25	37	3	18	2	0	3	110	10.9	19	3	5	8	6
SHL Totals			222	14:57	48	51	99	14	71	3	5	8	356	13.5	43	6	8	14	6
Allsvenskan Totals			131	...	40	23	63	19	46	22	1	3	4	39
SuperElit Totals			70	...	30	28	58	13	40	5	0	1	1	2

REGULAR SEASON

PLAYOFFS

PLAYER PERSONNEL



RYAN MacINNIS

49

Position: CENTER **Shot:** LEFT
Birthplace: ST. LOUIS, MISSOURI

Ht.: 6'4" **Wt.:** 200 **Born:** FEB. 14, 1996
Resides: ST. LOUIS, MISSOURI

CAREER HIGHLIGHTS

2018-19: Posted 4-20-24 in 71 games with Cleveland (AHL), setting career highs in games played, assists and points... Notched 1-2-3 in eight Calder Cup Playoffs contests... **2017-18:** Registered 6-8-14 and 22 penalty minutes in 59 games with Tucson (AHL)... Added 2-1-3 in nine playoff contests... Recorded points in four-straight games from Mar. 25-Apr. 4 (2-2-4)... **2016-17:** Totaled 8-9-17 and 50 penalty minutes in 68 contests with Tucson (AHL)... Scored his first AHL goal on Oct. 28 against Stockton... Recorded his first point as a pro, an assist, on Oct. 21 at Stockton... **2015-16:** Played in two games with Springfield at the end of the campaign, making his AHL debut on Apr. 16... Notched 38-43-81 and a +15 plus/minus rating in 59 contests with Kitchener (OHL)... Led the team in goals and points (tied) and ranked second-T in assists... Tallied 27 multi-point games... Had 9-3-12 over six games from Feb. 15-26... Had a 21-game point streak from Nov. 11-Jan. 24 (13-23-36)... **2014-15:** Recorded 25-37-62 in 67 games with Kitchener, leading the club in goals (tied), assists and points... Notched 16 multi-point games, including two multi-goal contests... Scored a goal and added three assists on Nov. 11 against Peterborough... **2013-14:** Totaled 16-21-37 and 10 multi-point outings in 66 appearances with Kitchener... Finished third-T on the team in points and fifth in assists... Recorded an assist in his OHL debut on Sept. 20 and scored his first OHL goal in his second OHL game on Sept. 27... **2012-13:** Registered 8-6-14 in 41 games with the USNTDP (USHL).

PERSONAL

Nickname is "Mac"... Twitter and Instagram handles are @ryanmacinnis7... His dad is Hall of Fame defenseman Al MacInnis... Favorite athlete is Tiger Woods and his favorite sports are golf and football... Would trade places with Baker Mayfield if he could trade places with one person for a day... Would be a firefighter if he wasn't a hockey player... Favorite musical artist is Luke Combs.

CAREER TRANSACTIONS

Accepted Blue Jackets' qualifying offer for a one-year two-way NHL/AHL contract on July 16, 2019... Acquired by Columbus from Arizona in exchange for D Jacob Graves and a conditional sixth round pick in the 2019 NHL Draft on July 18, 2018... Signed a three-year, entry level contract with the Coyotes on Apr. 10, 2015... Phoenix's second round pick, 43rd overall, at the 2014 NHL Draft.



CAREER RECORD

Year	Team	League	GP	TOI	G	A	PTS	+/-	PIM	PP	SH	GW	S	S%	GP	G	A	PTS	PIM
2012-13	USNTDP	USHL	41	n/a	8	6	14	-13	6	n/a	n/a	n/a	n/a	n/a
2013-14	Kitchener	OHL	66	n/a	16	21	37	-28	18	6	0	1	n/a	n/a
2014-15	Kitchener	OHL	67	n/a	25	37	62	-8	28	8	3	1	n/a	n/a	6	3	5	8	6
2015-16	Kitchener	OHL	59	n/a	38	43	81	15	49	16	0	9	n/a	n/a	9	5	8	13	8
	Springfield	AHL	2	n/a	0	0	0	-1	0	0	0	0	0	0.0
2016-17	Tucson	AHL	68	n/a	8	9	17	-21	50	1	0	1	76	10.5
2017-18	Tucson	AHL	59	n/a	6	8	14	3	22	1	0	1	88	6.8	9	2	1	3	2
2018-19	Cleveland	AHL	71	n/a	4	20	24	2	39	0	0	0	115	3.5	8	1	2	3	2
AHL Totals			200	...	18	37	55	-17	111	2	0	2	279	6.5	17	3	3	6	4
OHL Totals			192	...	79	101	180	-21	95	30	3	11	15	8	13	21	14
USHL Totals			41	...	8	6	14	-13	6

REGULAR SEASON

PLAYOFFS



ELVIS MERZLIKINS

90

Position: GOALTENDER **Catches:** LEFT
Birthplace: RIGA, LATVIA

Ht.: 6'3" **Wt.:** 181 **Born:** APR. 13, 1994
Resides: LUGANO, SWITZERLAND

CAREER HIGHLIGHTS

2018-19: Went 22-18-0 with a 2.44 GAA, .921 SV% and a career-high five shutouts in 43 games with HC Lugano (NLA)... Finished second-T in the league in wins, third-T in shutouts and fourth in SV%... Posted a 2.78 GAA and .914 SV% in five appearances for Latvia at the IIHF World Championships... **2017-18:** Went 19-15-1 with a 2.72 GAA, .921 SV% with 4 shutouts in 40 games with HC Lugano... Won the NLA "Jacques Plante Trophy" for Goalie of the Year for the second time in his career after ranking third-T in the league in shutouts, fourth in wins and fifth in SV%... Set playoff career highs in wins and games played, leading the club to the final series with a 11-7 record, 2.17 GAA and .935 SV% in 18 games... Ranked fourth at the IIHF World Championships in SV% with a 4-1-1 record, 1.50 GAA, .940 SV% and two shutouts for Latvia... Named a top three player for his country for the third-straight year... **2016-17:** Posted a 19-16-1 record with a 2.89 GAA, .916 SV% and three shutouts with HC Lugano... Went 5-5 with a 2.29 GAA and .933 SV% in 11 postseason games... Ranked fourth in the IIHF World Championships with a .934 SV% and posted a 1.98 GAA in six games for Latvia... Named a top three player for his country... **2015-16:** Awarded the NLA "Jacques Plante Trophy" for Goalie of the Year after registering a 23-13-4 record with a 2.76 GAA and .922 SV% in 44 games... Ranked second in the league in SV%, fifth in wins and sixth in GAA... Went 8-6 with a 2.32 GAA and .937 SV% in 15 playoff appearances... Named a top three player for Latvia at the IIHF World Championships after finishing with a 2.91 GAA and .912 SV% in five games... **2014-15:** Went 11-7-1 in 21 games with HC Lugano with a 2.61 GAA and .913 SV% with 1 shutout... **2013-14:** Made his National League debut, registering a 11-10-0 record with a 2.13 GAA and .925 SV% in 22 games with HC Lugano... Won a IIHF World Junior Championship (D1A) silver medal with Latvia... **2012-13:** Played 30 games with Lugano U20 (Elite Jr. A), finishing with a 2.76 GAA... Appeared in three contests with Latvia at the 2012 IIHF World Junior Championships... **2011-12:** Played in eight games with Lugano U20... Appeared in four contests with Latvia in the IIHF World Junior Championships.

PERSONAL

Nickname is "Merz" or "Merzly"... Twitter handle is @Merzly30 and Instagram handle is Merzly... Began playing hockey at the age of six and grew up idolizing Hall of Famer Patrick Roy... Favorite movie is *The Rocket* about Hall of Famer Maurice Richard... Favorite things to do on an off day include visiting friends, playing Playstation and reading books... Would like to learn to play the drums.

CAREER TRANSACTIONS

Re-signed to a one-year contract with the Blue Jackets on May 15, 2019... Signed a one-year, entry level contract with the Jackets on Mar. 20, 2019... Columbus' third-round pick, 76th overall, at the 2014 NHL Draft.



CAREER RECORD

Year	Team	League	GP	W	L	OT	SO	GA	SA	SV%	GAA	MIN
2011-12	Lugano U20	Swiss-Jr	8	n/a	n/a	n/a	n/a	n/a	n/a	n/a	3.52	n/a
2012-13	Lugano U20	Swiss-Jr	30	n/a	n/a	n/a	n/a	n/a	n/a	n/a	2.76	n/a
2013-14	HC Lugano	Swiss-A	22	11	10	0	1	45	596	.925	2.13	1,269
	Lugano U20	Swiss-Jr	12	n/a	n/a	n/a	n/a	n/a	n/a	n/a	2.07	n/a
2014-15	HC Lugano	Swiss-A	21	11	7	1	1	57	659	.913	2.61	1,309
2015-16	HC Lugano	Swiss-A	44	23	13	4	1	125	1,609	.922	2.76	2,713
2016-17	HC Lugano	Swiss-A	40	19	16	1	3	116	1,387	.916	2.89	2,408
2017-18	HC Lugano	Swiss-A	40	19	15	1	4	110	1,390	.921	2.72	2,431
2018-19	HC Lugano	Swiss-A	43	22	18	0	5	104	1,312	.921	2.44	2,559
Swiss-A Totals			210	105	79	7	15	453	5,641	.920	2.68	12,689
Swiss-Jr Totals			50	2.78	...

REGULAR SEASON

GP	W-L	SO	GA	SA	SV%	GAA	MIN
3	n/a	n/a	n/a	n/a	n/a	3.52	n/a
4	n/a	n/a	n/a	n/a	n/a	2.76	n/a
1	0-0	0	1	.976	.750	80	
10	n/a	n/a	n/a	n/a	n/a	1.68	n/a
1	0-1	0	2	.857	3.33	37	
15	8-6	0	36	.937	2.32	930	
11	5-5	0	25	.933	2.29	654	
18	11-7	2	40	.935	2.17	1,104	
4	0-4	0872	3.95	273	
50	24-23	2	104	.932	2.25	1,974	
17	3.53	...	

PLAYOFFS

GP	W-L	SO	GA	SA	SV%	GAA	MIN
3	n/a	n/a	n/a	n/a	n/a	5.07	n/a
4	n/a	n/a	n/a	n/a	n/a	3.84	n/a
1	0-0	0	1	.976	.750	80	
10	n/a	n/a	n/a	n/a	n/a	1.68	n/a
1	0-1	0	2	.857	3.33	37	
15	8-6	0	36	.937	2.32	930	
11	5-5	0	25	.933	2.29	654	
18	11-7	2	40	.935	2.17	1,104	
4	0-4	0872	3.95	273	
50	24-23	2	104	.932	2.25	1,974	
17	3.53	...	



SONNY MILANO

22

Position: LEFT WING **Shot:** LEFT
Birthplace: MASSAPEQUA, NEW YORK

Ht.: 6'0" **Wt.:** 194 **Born:** MAY 12, 1996
Resides: MASSAPEQUA, NEW YORK

CAREER HIGHLIGHTS

2018-19: Started campaign with Columbus, notching 1-0-1 in eight games... Added 11-13-24 in 27 contests with Cleveland (AHL)... Led Monsters in assists and points in the Calder Cup Playoffs with 2-8-10 in eight outings... Missed majority of season due to injuries... **2017-18:** Finished second among Jackets rookies in goals, assists, points and games played with 14-9-23 in 55 games... His 20.3 shooting percentage was the highest by a CBJ rookie in a single season and his 14 goals were fourth-most (20-Dubois in 2017-18, 17-Nash in 2002-03 and 16-Jenner in 2013-14)... Tied the club mark with goals in three-straight games to begin a season (4-0-4), including two goals on Oct. 10, 2017 at Carolina... Notched his first career NHL goal in the season opener on Oct. 6 vs. the NY Islanders (Thomas Greiss)... Added 2-3-5 in nine contests with Cleveland (AHL)... Helped the United States earn bronze at the 2018 IIHF World Championships with 1-1-2 in eight contests... **2016-17:** Played in four regular season games with Columbus and made his playoff debut on Apr. 16 vs. Pittsburgh... Led Cleveland (AHL) in assists and points and ranked second in goals with 18-29-47 in 64 games... **2015-16:** Made his NHL debut on Mar. 31 at NY Islanders and picked up his first NHL assist a game later on Apr. 2 at Carolina... Recorded 14-17-31 in 54 games with Lake Erie (AHL), finishing fifth on the club in goals... Appeared in 17 postseason games with Lake Erie, posting 4-4-8 en route to a 2016 Calder Cup championship... Helped the USA win a bronze medal at the 2016 IIHF World Junior Championships with 1-7-8 in seven contests... **2014-15:** Made his OHL debut with Plymouth, serving as alternate captain and leading the club in scoring with 22-46-68 in 50 games... Notched 2-2-4 in five tournament appearances for Team USA at 2015 IIHF World Junior Championships... **2013-14:** Playing with the United States National Development Program, finished second in scoring with 14-25-39 in 25 games... Helped Team USA capture a gold medal at 2014 IIHF World U18 Championships in Finland, posting 3-7-10 in seven games... **2012-13:** Collected 10-12-22 in 38 appearances in the USHL with the USNTDP.

PERSONAL

Twitter handle is @27SMilano and Instagram handle is Sonny_Milano... His most memorable hockey moment was scoring his first NHL goal on Oct. 6, 2017 vs. the NY Islanders... Would attend the NBA Finals if he could attend any sporting event in the world... Began playing the guitar last year... One thing he can't stop eating is Indian food.

CAREER TRANSACTIONS

Accepted Blue Jackets' qualifying offer for one-year two-way NHL/AHL contract on July 15, 2019... Signed a three-year, entry level contract on Sept. 11, 2014... Columbus' first round pick, 16th overall, at the 2014 NHL Draft.



CAREER RECORD

Year	Team	League	GP	TOI	G	A	PTS	+/-	PIM	PP	SH	GW	S	S%	GP	G	A	PTS	PIM
2012-13	USNTDP	USHL	38	n/a	10	12	22	-27	12	3	0	0	67	14.9
2013-14	USNTDP	USHL	25	n/a	14	25	39	21	21	3	2	8	68	20.1
2014-15	Plymouth	OHL	50	n/a	22	46	68	-17	24	7	0	1	n/a	n/a
	Springfield	AHL	10	n/a	0	5	5	-7	0	0	0	0	10	0.0
2015-16	Columbus	NHL	3	13:22	0	1	1	1	0	0	0	0	2	0.0
	Lake Erie	AHL	54	n/a	14	17	31	12	22	6	0	3	98	14.3	17	4	4	8	4
2016-17	Columbus	NHL	4	11:41	0	0	0	-3	0	0	0	0	2	0.0	1	0	0	0	0
	Cleveland	AHL	63	n/a	18	29	47	-5	24	5	2	1	143	12.6
2017-18	Columbus	NHL	55	11:39	14	8	22	-8	10	0	0	3	69	20.3	3	0	0	0	0
	Cleveland	AHL	9	n/a	2	3	5	-4	4	1	0	1	17	11.8
2018-19	Columbus	NHL	8	8:19	1	0	1	0	0	0	0	0	5	20.0
	Cleveland	AHL	27	n/a	11	13	24	-14	22	2	0	0	71	15.5	8	2	8	10	10
CBJ/NHL Totals			70	11:21	15	9	24	-10	10	0	0	3	78	17.9	4	0	0	0	0
AHL Totals			163	...	45	67	112	-18	72	14	2	5	339	13.3	25	6	12	18	14
OHL Totals			50	...	22	46	68	-17	24	7	0	1
USHL Totals			63	...	24	37	61	-6	33	6	2	2	135	17.8



ANDREW PEEKE

2

Position: DEFENSE **Shot:** RIGHT
Birthplace: BOCA RATON, FLORIDA

Ht.: 6'3" **Wt.:** 194 **Born:** MAR. 17, 1998
Resides: PARKLAND, FLORIDA

CAREER HIGHLIGHTS

2018-19: Set career highs with 3-21-24 and 24 penalty minutes in 40 games as a junior at Notre Dame (Big Ten)... Served as the team's captain... Finished second on the team in assists and fourth in points and ranked second among team blueliners in assists, points and penalty minutes... Named to the Big Ten All-Tournament Team after leading the Irish to the Big Ten Championship... **2017-18:** Helped Notre Dame capture Big Ten regular season and tournament championships with 5-9-14 in 39 games during his sophomore campaign... Also aided team's run to the national championship game, where the Irish fell 2-1 to Minnesota Duluth... Was named to the Academic All-Big Ten Team... Finished second-T among club defensemen in goals and third in assists and points... Posted 1-1-2 in seven games to help the United States earn a bronze medal at the 2018 IIHF World Junior Championships... **2016-17:** Notched 4-10-14 in 40 games as a freshman at Notre Dame (Hockey East)... Named to Hockey East's All-Rookie Team... Led NCAA freshmen and finished third overall in blocked shots (95)... **2015-16:** Collected 4-26-30 with 30 penalty minutes and was +7 in 56 games with the Green Bay Gamblers of the United States Hockey League... Finished second among club defensemen in goals, assists and points... **2014-15:** Tallied 8-12-20 and eight penalty minutes in 28 games with the Selects Hockey Academy U18 (USPHL 18U).

PERSONAL

Nickname is "Peeker"... Twitter and Instagram handles are @Andrew-Peeke20... Started playing hockey at the age of five and grew up idolizing Hall of Famer Pavel Bure... Would be a sports manager if he wasn't a hockey player... Favorite sport is football and favorite athlete is Tom Brady... Would like Mark Wahlberg to play him in a movie about his life... The talent he'd most like to have is the ability to read minds.

CAREER TRANSACTIONS

Signed a three-year entry level contract with the Blue Jackets on Apr. 1, 2019... Columbus' second-round pick, 34th overall, at the 2016 NHL Draft.



CAREER RECORD

Year	Team	League	GP	TOI	G	A	PTS	+/-	PIM	PP	SH	GW	S	S%	GP	G	A	PTS	PIM
2014-15	Selects Hockey	USPHL 18U	28	n/a	8	12	20	n/a	8	n/a	n/a	n/a	n/a	n/a	4	1	1	2	2
2015-16	Green Bay	USHL	56	n/a	4	26	30	7	30	1	0	0	88	4.5	4	1	1	2	2
2016-17	Notre Dame	Hockey East	40	n/a	4	10	14	10	16	0	0	1	56	7.1
2017-18	Notre Dame	Big Ten	39	n/a	5	9	14	12	22	2	0	1	57	8.8
2018-19	Notre Dame	Big Ten	40	n/a	3	21	24	-2	24	3	0	0	69	4.3
NCAA Totals			119	...	12	40	52	20	62	5	0	2	182	6.6
USHL Totals			56	...	4	26	30	7	30	1	0	0	88	4.5	4	1	1	2	2
USPHL 18U Totals			28	...	8	12	20	...	8	4	1	1	2	2



MICHAEL PRAPAVESSIS

85

Position: DEFENSE **Shot:** LEFT
Birthplace: MISSISSAUGA, ONTARIO

Ht.: 6'1" **Wt.:** 183 **Born:** JAN. 7, 1996
Resides: OAKVILLE, ONTARIO

CAREER HIGHLIGHTS

2018-19: Recorded 1-5-6 in 26 games in his first season with Cleveland (AHL)... Notched his first pro goal on Oct. 8 at Toronto... **2017-18:** Posted 0-19-19 in 37 games in senior campaign at Rensselaer Polytech Institute (ECAC)... Serving as one of the team's captains, set career highs in assists and points (tied) and led the club in assists, power play assists (7) and blocked shots (50)... Made his pro debut at the end of the campaign, collecting 0-2-2 in 11 games with the ECHL's Cincinnati Cyclones... Collected his first point as a pro with an assist on Mar. 27 at Wheeling... Made his ECHL debut on Mar. 10 at Fort Worth... **2016-17:** Tallied 2-14-16 and a career-high 34 penalty minutes in 36 games as a junior at RPI... Finished second on the club in assists... Named to the ECAC Hockey All-Academic team for third-straight season... **2015-16:** Notched 4-15-19 and 16 penalty minutes in 40 contests for RPI in sophomore campaign... Was named to the ECAC Hockey All-Academic team... Had three assists on Nov. 27 vs. Western Michigan... **2014-15:** Skating in all 41 games as a freshman at RPI, collected 1-7-8 and 12 penalty minutes... Named to the ECAC Hockey All-Academic team.

PERSONAL

Nickname is "Praps"... Twitter handle is @MPraps27... His brother, who he regularly trains with, has had the most influence on his career... Would attend the Super Bowl if he could attend any sporting event in the world... Favorite movie of all-time is *The Departed*... Favorite thing to binge watch is "Game of Thrones"... One person he'd most like to have dinner with is Tiger Woods.

CAREER TRANSACTIONS

Signed to a two-year entry level contract with Columbus on Sept. 27, 2018... Dallas' fourth-round pick, 105th overall, in the 2014 NHL Draft.



CAREER RECORD

Year	Team	League	GP	TOI	G	A	PTS	+/-	PIM	PP	SH	GW	S	S%	GP	G	A	PTS	PIM
2014-15	RPI	ECAC	41	n/a	1	7	8	-2	12	0	0	0	39	2.6
2015-16	RPI	ECAC	40	n/a	4	15	19	-6	16	0	0	1	35	11.4
2016-17	RPI	ECAC	36	n/a	2	14	16	-28	34	2	0	0	35	5.7
2017-18	RPI	ECAC	37	n/a	0	19	19	-10	18	0	0	0	34	0.0
	Cincinnati	ECHL	11	n/a	0	2	2	2	6	0	0	0	2	0.0
2018-19	Cleveland	AHL	26	n/a	1	5	6	-3	6	0	0	0	19	5.3
AHL Totals			26	n/a	1	5	6	-3	6	0	0	0	19	5.3
ECHL Totals			11		0	2	2	2	6	0	0	0	2	0.0
NCAA Totals			154	...	7	55	62	-46	80	2	0	1	143	4.9

REGULAR SEASON

PLAYOFFS



ERIC ROBINSON

50

Position: LEFT WING **Shot:** LEFT
Birthplace: BELLMAWR, NEW JERSEY

Ht.: 6'2" **Wt.:** 197 **Born:** JUNE 14, 1995
Resides: BELLMAWR, NEW JERSEY

CAREER HIGHLIGHTS

2018-19: Skated in 13 contests with Columbus... Posted 12-12-24 and was +15 in 45 games in his first AHL season with Cleveland... Led Monsters rookies in assists and ranked second in goals (tied), points and plus/minus... **2017-18:** Made his NHL debut at the end of the campaign, appearing in the Jackets' regular season finale on Apr. 7 at Nashville... Tallied 17-14-31 with a +4 plus/minus and 44 penalty minutes in his senior season at Princeton (ECAC)... Setting collegiate career highs, ranked third-T on the team in goals and sixth in points... Serving as team captain, helped the Tigers capture the ECAC tournament championship... Recorded nine multi-point games, including four-straight outings from Mar. 3-16 (4-4-8)... Totaled 10-8-18 in 15 games from Jan. 13-Mar. 16... Scored two goals and registered an assist on Nov. 11 at Rensselaer... **2016-17:** Played in 34 games as a junior at Princeton and registered 13-8-21... Led the team in shots (148) and ranked second-T in goals and sixth in points... Scored two goals, including the game-winner, on Feb. 3 at Yale... **2015-16:** Tallied 7-4-11 in 31 games as a sophomore at Princeton... Scored two goals vs. Penn State on Dec. 11... **2014-15:** Collected 2-2-4 in 27 contests in his freshman campaign at Princeton... Scored in his collegiate debut on Oct. 31 vs. Yale... **2013-14:** Registered 8-16-24 in 50 games with Dubuque (USHL) and appeared in three playoff games... Won the bronze medal with the team at the Junior Club World Cup.

PERSONAL

Nickname is "Robby"... Twitter handle is @e_robinson19 and Instagram handle is erobinson19... His brother, Buddy, is a forward in the Calgary Flames organization... Would work in finance if he wasn't a hockey player... Favorite thing to binge watch is anything on Netflix... One thing that people may not know about him is that he can solve a Rubik's Cube... The first concert he attended was Kenny Chesney.

CAREER TRANSACTIONS

Accepted Blue Jackets' qualifying offer of a one-year two-way contract on June 25, 2019... Signed a two-year, entry level contract with the Blue Jackets on Mar. 26, 2018.



CAREER RECORD

REGULAR SEASON																PLAYOFFS				
Year	Team	League	GP	TOI	G	A	PTS	+/-	PIM	PP	SH	GW	S	S%	GP	G	A	PTS	PIM	
2013-14	Dubuque	USHL	50	n/a	8	16	24	-1	24	1	0	0	102	7.8	3	0	0	0	0	
2014-15	Princeton	ECAC	27	n/a	2	2	4	-17	8	0	0	0	52	3.8	
2015-16	Princeton	ECAC	31	n/a	7	4	11	-13	10	0	0	1	87	8.0	
2016-17	Princeton	ECAC	34	n/a	13	8	21	-3	12	3	0	2	148	8.8	
2017-18	Princeton	ECAC	36	n/a	17	14	31	4	44	1	1	2	130	13.1	
2018-19	Columbus	NHL	1	11:21	0	0	0	1	0	0	0	0	2	0.0	
	Columbus	NHL	13	11:50	0	0	0	-4	0	0	0	0	18	0.0	
	Cleveland	AHL	45	n/a	12	12	24	3	15	2	0	2	90	13.3	
NHL Totals			14	11:48	0	0	0	-3	0	0	0	0	20	0.0	
AHL Totals			45	n/a	12	12	24	3	15	2	0	2	90	13.3	
NCAA Totals			128	...	39	28	67	-29	74	4	1	5	417	9.4	
USHL Totals			50	...	8	16	24	-1	24	1	0	0	102	7.8	3	0	0	0	0	



JUSTIN SCOTT

67

Position: CENTER **Shot:** LEFT
Birthplace: BURLINGTON, ONTARIO

Ht.: 6'1" **Wt.:** 195 **Born:** AUG. 13, 1995
Resides: BURLINGTON, ONTARIO

CAREER HIGHLIGHTS

2018-19: Recorded 13-11-24 in 67 games with Cleveland (AHL), setting a career high in points... Ranked second on the club in shots (179)... Made his Calder Cup Playoffs debut, tallying 2-1-3 in eight postseason contests... **2017-18:** Collected 6-12-18 in 73 games with Cleveland (AHL)... Finished second on the team with 73 penalty minutes... Recorded 1-7-8 in the final 12 games of the season with two-point outings on Mar. 28 at Stockton (0-2-2) and Apr. 3 at Iowa (1-1-2)... **2016-17:** Made pro debut, recording 13-10-23 and 55 penalty minutes in 58 contests with Cleveland... Led club rookies in goals and points (tied) and ranked second in assists... Finished fourth on the team in goals... Notched his first AHL goal on Oct. 28 vs. San Antonio... Made his pro debut on Oct. 14 vs. Rockford and tallied his first AHL point with assist a day later vs. Rockford... **2015-16:** Notched 28-37-65, 60 penalty minutes and was +32 in 67 games with Barrie (OHL)... Serving as alternate captain, set career highs in assists, points, penalty minutes and plus/minus... Led club in games played and finished fourth in goals and plus/minus (tied) and fifth in assists and points... Ranked second in the OHL in the playoffs in goals and eighth in points with 17-3-20 in 15 contests... **2014-15:** Posted career high in games played and goals with 30-23-53 in 68 contests for Barrie... Added 1-6-7 in nine postseason games... **2013-14:** Collected 7-13-20 in 61 regular season games and 2-1-3 in 11 postseason contests with Barrie... **2012-13:** Made OHL debut, registering 4-5-9 and 24 penalty minutes in 55 games with Barrie.

PERSONAL

Nickname is "Scotter"... Twitter handle is @JustinScott95 and Instagram handle is Justin_Scott17... Would attend Game 7 of the World Series if he could attend any sporting event in the world... Favorite game day songs are anything by Avicii... Would like Liam Neeson to play him in a movie about his life... One thing he can't stop eating is chocolate.

CAREER TRANSACTIONS

Re-signed to a one-year, two-way NHL/AHL contract with Columbus on July 10, 2019... Signed a three-year, entry level contract with the Blue Jackets on Apr. 15, 2016.



CAREER RECORD

Year	Team	League	GP	TOI	G	A	PTS	+/-	PIM	PP	SH	GW	S	S%	GP	G	A	PTS	PIM
2012-13	Barrie	OHL	55	n/a	4	5	9	-1	24	0	0	1	n/a	n/a	7	0	0	0	0
2013-14	Barrie	OHL	61	n/a	7	13	20	8	29	0	0	1	n/a	n/a	11	2	1	3	4
2014-15	Barrie	OHL	68	n/a	30	23	53	26	39	2	2	5	n/a	n/a	9	1	6	7	10
2015-16	Barrie	OHL	67	n/a	28	37	65	32	60	4	4	5	n/a	n/a	15	17	3	20	8
2016-17	Cleveland	AHL	58	n/a	13	10	23	0	55	1	0	1	110	11.8
2017-18	Cleveland	AHL	73	n/a	6	12	18	-9	73	0	1	1	112	5.4
2018-19	Cleveland	AHL	67	n/a	13	11	24	4	61	1	1	1	179	7.3	8	2	1	3	0
AHL Totals			198	...	32	33	65	-5	189	2	2	3	201	8.0	8	2	1	3	0
OHL Totals			251	...	69	78	147	65	152	6	6	12	42	20	10	30	22



KOLE SHERWOOD

88

Position: RIGHT WING **Shot:** RIGHT
Birthplace: NEW ALBANY, OHIO

Ht.: 6'1" **Wt.:** 212 **Born:** JAN. 22, 1997
Resides: COLUMBUS, OHIO

CAREER HIGHLIGHTS

2018-19: Became the first Columbus-area native to play for the Blue Jackets and the fifth to play in an NHL game after skating in two contests, including his league debut on Feb. 16 at Chicago... Collected 16-9-25 and 71 penalty minutes in 56 games with Cleveland (AHL)... Ranked third on the team in goals and led club rookies in goals, points and penalty minutes... Tallied an assist and 13 penalty minutes in six playoff outings with the Monsters... **2017-18:** Recorded 30-30-60 with 56 penalty minutes in 57 games with Kitchener (OHL)... Led the team in game-winning goals (7) and finished second in goals and third in assists, points and penalty minutes... Posted 16 multi-point games, including three four-point outings... Added 14-12-26 and 30 penalty minutes in 19 postseason contests as Kitchener reached the OHL semifinals... Tied for the league lead in penalty minutes during the postseason and ranked third in goals and sixth in points... **2016-17:** Notched 33-52-85 in 60 OHL games with the Flint Firebirds before making his pro debut with Cleveland (AHL) at the end of the campaign... Made AHL debut on Apr. 2 at Iowa... Finished ninth-T in OHL in scoring and led the Firebirds in assists, while ranking second in points and third in goals... Posted 27 multi-point contests with Flint, including 5-2-7 on Jan. 10 at Saginaw, which was one goal shy of tying the OHL single-game mark... **2015-16:** Made OHL debut, registering 12-22-34 in 63 regular season games with London... Skated in seven postseason games, helping Knights capture OHL championship... Club also captured the CHL Memorial Cup title... Tallied a goal and an assist in his OHL debut on Sept. 25 vs. Hamilton... **2014-15:** Skated for Ohio AAA Blue Jackets U18 team (T1EHL U18), recording 22-26-48 and 29 penalty minutes in 31 games... Led T1EHL U18 in goals... Added 1-1-2 in three games with Youngstown (USHL)... **2013-14:** Notched 24-18-42 and 17 penalty minutes in 34 games with Ohio AAA Blue Jackets U16 team (T1EHL U16)... **2012-13:** Tallied 13-11-24 and 19 penalty minutes in 40 games with Ohio AAA Blue Jackets U16 team (T1EHL U16).

PERSONAL

Nickname is "Sherzy"... Twitter handle is @92ksherwood and Instagram handle is K.Sherwoodx... His older brother, Kiefer, who plays in the Anaheim Ducks organization, has had the most influence on his career... Would be a designer if he wasn't a hockey player... Favorite musical artists include Halsey, Travis Scott and Post Malone... One thing on his Bucket List is to travel the world... Favorite sport is the UFC and favorite athlete is Tom Brady.

CAREER TRANSACTIONS

Signed a three-year, entry level contract with the Blue Jackets on July 7, 2015.



CAREER RECORD

Year	Team	League	GP	TOI	G	A	PTS	+/-	PIM	PP	SH	GW	S	S%	GP	G	A	PTS	PIM
2014-15	Youngstown	USHL	3	n/a	1	1	2	2	0	0	0	0	3	33.3
2015-16	London	OHL	63	n/a	12	22	34	9	53	2	0	0	143	8.4	7	0	0	0	0
2016-17	Flint	OHL	60	n/a	33	52	85	13	60	5	0	6	292	11.3	5	4	1	5	10
	Cleveland	AHL	2	n/a	0	0	0	0	2	0	0	0	3	0.0
2017-18	Kitchener	OHL	57	n/a	30	30	60	11	56	6	0	7	216	13.9	19	14	12	26	30
2018-19	Columbus	NHL	2	9:14	0	0	0	0	0	0	0	0	2	0.0
	Cleveland	AHL	56	n/a	16	9	25	1	71	3	0	1	138	11.6	6	0	1	1	13
	Jacksonville	ECHL	3	n/a	1	0	1	2	4	0	0	n/a	11	9.1
CBJ/NHL Totals			2	9:14	0	0	0	0	0	0	0	0	2	0.0
AHL Totals			58	...	16	9	25	1	73	3	0	1	141	11.3	6	0	1	1	13
ECHL Totals			3	...	1	0	1	2	4	0	0	...	11	9.1
OHL Totals			180	...	75	104	179	33	169	13	0	13	651	11.5	31	18	13	31	40
USHL Totals			3	...	1	1	2	2	0	0	0	0	3	33.3

REGULAR SEASON

PLAYOFFS

PLAYER PERSONNEL



DILLON SIMPSON

79

Position: DEFENSE **Shot:** LEFT
Birthplace: EDMONTON, ALBERTA

Ht.: 6'2" **Wt.:** 191 **Born:** FEB. 10, 1993
Resides: EDMONTON, ALBERTA

CAREER HIGHLIGHTS

2018-19: Played a career-high 75 games in his first season with Cleveland (AHL), posting 3-14-17... Ranked fourth on the club in playoff points with 1-3-4 in eight games... **2017-18:** Tallied 4-14-18 and 18 penalty minutes in 61 games for Bakersfield (AHL)... Tied for the team lead among blueliners in points and finished second in goals and assists... Recorded three multi-point games, including two goals on Mar. 17 at San Diego... **2016-17:** Played in three NHL games with Edmonton, including making his league debut on Dec. 8 at Philadelphia... Added 3-8-11 with 26 penalty minutes and a +8 plus/minus rating in 53 contests with Bakersfield... **2015-16:** Totaled 4-16-20, 20 penalty minutes and was +8 in 57 games with Bakersfield... Tied for the club lead in plus/minus... Set AHL career highs and finished third-T among club blueliners in goals and fourth in assists... Recorded four multi-point games... **2014-15:** Collected 3-14-17 in 71 games for Oklahoma City... Led all club rookies in games played and was third among team rookies in assists and fourth in points... Notched his first AHL goal on Oct. 25 at Texas... Made his pro debut on Oct. 11 at San Antonio... **2013-14:** Recorded 7-16-23 in 42 games with the University of North Dakota (NCHC) in his senior season... Was the 10th youngest captain in program history... Named to the NCHC First All-Star Team after leading team defensemen in goals... Led the NCAA with 109 blocked shots and finished second among college blueliners in power play tallies (6)... **2012-13:** Posted 5-19-24 in 42 games in his junior season at North Dakota (WCHA)... Led UND defensemen in scoring and ranked sixth among WCHA blueliners in assists... **2011-12:** Tallied 2-16-18 in 42 games for North Dakota as a junior... Was named a WCHA Scholar Athlete... Recorded 0-11-11 in 12 games from Nov. 5-Jan. 7... **2010-11:** Collected 2-8-10 in 30 contests as a freshman with North Dakota... Tallied his first collegiate point with a goal on Oct. 29 vs. Denver.

PERSONAL

Nickname is "Simmer"... Twitter and Instagram handles are @simmer18... His dad, Craig, was a 10-year NHL veteran... Most memorable hockey moment was playing in his first NHL game with his hometown Edmonton Oilers on Dec. 8, 2016 at Philadelphia... Would be a professional golfer if he wasn't a hockey player... Favorite movie of all-time is *Inception*... Would have his favorite actor, Leonardo DiCaprio, play him in a movie about his life... Favorite vacation spot is the Bahamas.

CAREER TRANSACTIONS

Signed a two-year, two-way NHL/AHL contract with Columbus on July 1, 2018... Signed a one-year extension with Edmonton on July 16, 2017... Signed a three-year entry level deal with the Oilers on April 22, 2017... Edmonton's fourth-round pick, 92nd overall, at the 2011 NHL Draft.



CAREER RECORD

Year	Team	League	GP	TOI	G	A	PTS	+/-	PIM	PP	SH	GW	S	S%	GP	G	A	PTS	PIM
2010-11	North Dakota	WCHA	30	n/a	2	8	10	10	8	1	0	0	n/a	n/a
2011-12	North Dakota	WCHA	42	n/a	2	16	18	9	8	1	0	1	n/a	n/a
2012-13	North Dakota	WCHA	42	n/a	5	19	24	4	12	3	0	1	n/a	n/a
2013-14	North Dakota	NCHC	42	n/a	7	16	23	-1	20	6	0	2	n/a	n/a
2014-15	Oklahoma City	AHL	71	n/a	3	14	17	4	14	0	0	0	59	5.1	10	0	0	0	0
2015-16	Bakersfield	AHL	57	n/a	4	16	20	8	20	0	0	0	59	6.8
2016-17	Edmonton	NHL	3	10:53	0	0	0	0	2	0	0	0	2	0.0
	Bakersfield	AHL	53	n/a	3	8	11	8	26	0	0	1	58	5.2
2017-18	Bakersfield	AHL	61	n/a	4	14	18	-5	18	0	0	1	85	4.7
2018-19	Cleveland	AHL	75	n/a	3	14	17	-3	16	0	0	0	99	3.0	8	1	3	4	4
NHL Totals			3	10:53	0	0	0	0	2	0	0	0	2	0.0
AHL Totals			317	...	17	66	83	12	94	0	0	2	360	4.7	18	1	3	4	6
WCHA/NCHC Totals			156	...	16	59	75	22	48	11	0	4

REGULAR SEASON

PLAYOFFS



DOYLE SOMERBY

33

Position: **DEFENSE** Shot: **LEFT** Ht.: **6'6"** Wt.: **222** Born: **JULY 4, 1994**
 Birthplace: **MARBLEHEAD, MASSACHUSETTS** Resides: **MARBLEHEAD, MASSACHUSETTS**

CAREER HIGHLIGHTS

2018-19: Set career highs in goals, assists and points in his second season with Cleveland (AHL), tallying 8-12-20 in 66 games... Ranked third on the team in plus/minus and led Monsters defensemen in goals and ranked second in plus/minus... Made his Calder Cup Playoffs debut, skating in seven contests...

2017-18: Recorded 1-7-8 in 38 games with Cleveland (AHL)... Finished third among club rookie defensemen in assists and points... Scored his first professional goal on Apr. 14 at Grand Rapids... Tallied his first AHL point with an assist on Nov. 12 at Iowa... Made his pro debut on Oct. 22 vs. San Jose...

2016-17: Recorded 1-2-3 and was a career-high +11 in 39 games in senior season at Boston University (Hockey East)... Served as team captain... **2015-16:** Set collegiate career highs with 5-8-13 in 39 games as a junior at Boston University... Ranked second in the league with 77 blocked shots... **2014-15:** Played in 39 games for BU in sophomore campaign, registering 1-6-7... Ranked second on the team in blocked shots (51) and penalty minutes (45)... Scored the game-winning goal in the NCAA national semifinal win on Apr. 9 vs. North Dakota... **2013-14:** Collected 1-3-4 in 34 games as a freshman at BU... Led all freshmen skaters with 53 blocked shots... Registered first collegiate point (assist) on Oct. 26 vs. Michigan State... **2012-13:** Serving as team captain, tallied 4-8-12 in 30 games at Kimball Union Academy (USHS)... Added 2-0-2 in 10 games with the Muskegon Lumberjacks in the USHL.

PERSONAL

Nickname is "Summy"... Twitter handle is @dsum27 and Instagram handle is d_sum27... Favorite athletes are Mike Trout and Baker Mayfield... Would want Liam Hemsworth play him in a movie about his life... One thing he can't stop eating is yogurt covered almonds... Would be a TV broadcaster if he wasn't a hockey player... Favorite sports are football and baseball.

CAREER TRANSACTIONS

Signed a one-year two-way NHL/AHL contract extension with the Jackets on June 29, 2019... Signed a two-year, entry level contract with the Blue Jackets on Aug. 21, 2017... NY Islanders' fifth-round pick, 125th overall, in the 2012 NHL Draft.



CAREER RECORD

			REGULAR SEASON													PLAYOFFS				
Year	Team	League	GP	TOI	G	A	PTS	+/-	PIM	PP	SH	GW	S	S%	GP	G	A	PTS	PIM	
2012-13	Muskegon	USHL	10	n/a	2	0	2	0	6	0	0	0	9	22.2	
2013-14	Boston Univ.	H-East	34	n/a	1	3	4	-12	49	0	0	1	33	3.0	
2014-15	Boston Univ.	H-East	39	n/a	1	6	7	8	45	0	0	1	37	2.7	
2015-16	Boston Univ.	H-East	39	n/a	5	8	13	4	28	1	0	3	45	11.1	
2016-17	Boston Univ.	H-East	39	n/a	1	2	3	11	34	0	0	0	30	3.3	
2017-18	Cleveland	AHL	38	n/a	1	7	8	-19	33	0	0	0	31	3.2	
2018-19	Cleveland	AHL	66	n/a	8	12	20	15	37	0	0	1	66	12.1	7	0	0	0	6	
AHL Totals			104	...	9	19	28	-4	70	0	0	1	97	9.3	7	0	0	0	6	
NCAA Totals			151	...	8	19	27	11	156	1	0	5	145	5.5	
USHL Totals			10	...	2	0	2	0	6	0	0	0	9	22.2	

PLAYER PERSONNEL



KEVIN STENLUND

11

Position: CENTER

Shot: RIGHT

Ht.: 6'4"

Wt.: 209

Born: SEPT. 20, 1996

Birthplace: STOCKHOLM, SWEDEN

Resides: STOCKHOLM, SWEDEN

CAREER HIGHLIGHTS

2018-19: Skated in four contests for Columbus, including his NHL debut on Jan. 12 vs. Washington... Collected 15-10-25 in 59 games with Cleveland (AHL) in his first full pro season... Ranked fourth on the team in goals... Added 1-0-1 in five postseason games with the club... **2017-18:** Registered 7-15-22 in 43 contests with HV71 in the Swedish Hockey League... Set career highs in assists and points, finished second on the club in game-winning goals (4), third in penalty minutes (28), fourth-T in assists and fifth-T in points... Made North American pro debut at end of the campaign, collecting 0-2-2 in seven AHL appearances with Cleveland... Picked up his first AHL assist on Mar. 24... Made his AHL debut on Mar. 20 vs. Chicago... **2016-17:** Recorded 13-7-20 in 48 games with HV71 (SHL)... Set career highs in goals, plus/minus (+9) and games played and finished fifth on club in goals... Added 4-6-10 in 16 playoff games to help the team capture SHL championship... **2015-16:** Posted 1-1-2 and 20 penalty minutes in 43 games with HV71 (SHL)... Added 5-19-24, 31 penalty minutes and was +11 in 17 games with HV71 Jr (SuperElit)... **2014-15:** Registered 14-22-36 and 16 penalty minutes in 36 games for HV71 Jr, serving as team captain... Tied for the club lead in assists and finished second in points and third-T in goals... Also collected 1-0-1 with two penalty minutes in 17 games with HV71 in SHL debut... **2013-14:** Tallied 4-5-9 and 16 penalty minutes in 29 games with HV71 Jr.

PERSONAL

Twitter handle is @StenlundKevin and Instagram handle is KevinStenlund... Favorite things to do on a day off include playing soccer or tennis... Would attend the Champions League final in soccer if he could attend any sporting event in the world... His dad, who always pushed him to be better, is the person who's had the most influence on his career.

CAREER TRANSACTIONS

Signed a three-year entry level contract with the Blue Jackets on May 23, 2017... Columbus' second second round selection, 58th overall, at the 2015 NHL Draft.



CAREER RECORD

Year	Team	League	GP	TOI	G	A	PTS	+/-	PIM	PP	SH	GW	S	S%	GP	G	A	PTS	PIM
2011-12	Botkyrka U20	J20 Elit	2	n/a	0	0	0	n/a	0	n/a	n/a	n/a	n/a	n/a	5	3	0	3	4
2013-14	HV71 U20	SuperElit	29	n/a	4	5	9	6	16	n/a	n/a	n/a	n/a	n/a	7	1	1	2	0
2014-15	HV71	SHL	17	n/a	1	0	1	-3	2	0	0	0	7	14.3
	HV71 U20	SuperElit	36	n/a	14	22	36	4	16	n/a	n/a	n/a	n/a	n/a	6	1	3	4	4
2015-16	HV71	SHL	43	n/a	1	1	2	-6	20	0	0	0	26	3.8	6	1	0	1	2
	HC Vita Hasten	Allsvenskan	1	n/a	0	0	0	-1	0	n/a	n/a	n/a	n/a	n/a
	HV71 Jr	SuperElit	17	n/a	5	19	24	11	31	n/a	n/a	n/a	n/a	n/a
2016-17	HV71	SHL	48	n/a	13	7	20	9	16	2	0	2	75	17.3	16	4	6	10	6
	Vasterviks IK	Allsvenskan	2	n/a	1	3	4	2	2	n/a	n/a	n/a	n/a	n/a
	HV71 J20	SuperElit	3	n/a	2	1	3	-4	12	n/a	n/a	n/a	n/a	n/a
2017-18	HV71	SHL	43	n/a	7	15	22	4	28	1	0	4	78	9.0	2	0	1	1	2
	Cleveland	AHL	7	n/a	0	2	2	-1	4	0	0	0	6	0.0
2018-19	Columbus	NHL	4	10:58	0	0	0	0	4	0	0	0	3	0.0
	Cleveland	AHL	59	n/a	15	10	25	-17	12	0	0	4	134	11.2	5	1	0	1	0
CBJ/NHL Totals			4	10:58	0	0	0	0	4	0	0	0	3	0.0
AHL Totals			66	...	15	12	27	-18	16	0	0	4	140	11.2	5	1	0	1	0
SHL Totals			151	...	22	23	45	4	66	3	0	6	186	11.8	24	5	7	12	10
Allsvenskan Totals			3	...	1	3	4	1	2
SuperElit Totals			85	...	25	47	72	17	75	13	2	4	6	4

REGULAR SEASON

PLAYOFFS



ALEXANDRE TEXIER

42

Position: CENTER

Shot: LEFT

Ht.: 6'1"

Wt.: 192

Born: SEPT. 13, 1999

Birthplace: ST-MARTIN-D'HÈRES, FRANCE

Resides: GRENOBLE, FRANCE

CAREER HIGHLIGHTS

2018-19: Made North American pro debut at end of campaign... Made his NHL debut on Apr. 5 at NY Rangers and scored his first NHL goal a day later at Ottawa... Added 2-1-3 while skating in eight of 10 Stanley Cup Playoff contests... Also made AHL debut, collecting 5-2-7 in seven regular season outings with Cleveland... Started season with KalPa in Finland's top professional league (Liiga), collecting 14-27-41 in 55 appearances... Led KalPa in assists and points and ranked third in goals and PPG (five)... Finished second among the league's teenagers in assists and points... Helped the team win the Spengler Cup tournament... Tallied 1-2-3 in seven games for France at the IIHF World Championships... **2017-18:** Had 13-9-22 in 53 outings with KalPa (Liiga) while skating as the club's youngest player at the age of 18... Ranked third on the team in goals... Collected 0-3-3 in seven outings for France at the IIHF World Championships... Helped France win bronze at the IIHF World Junior Championships (D1A) after posting 1-7-8 in five outings... **2016-17:** Registered 10-9-19 and 69 penalty minutes in 40 games with Grenoble in France's top professional league... Added 5-5-10 in 12 playoff games... Captured the Jean-Pierre Graff Trophy as French League's Best Young Player... Captained France to gold medal at IIHF D1A U18 World Championships gold medal with 2-3-5 in five games and was named tournament's best forward... Helped the country to a bronze medal at IIHF D1A World Junior Championships with 1-7-8 in five contests... **2015-16:** Posted 9-8-17 in 11 games with Grenoble's U22 team (France U22)... Averaged over four points a game with 40-30-70 in 17 games with Grenoble's U18 team (France U18)... **2014-15:** Notched 16-18-34 in 17 games with Grenoble U18 (France U18)... Collected 2-0-2 in five games with France at IIHF D1A U18 World Championships, helping France to a bronze medal.

PERSONAL

Nickname is "Tex"... Twitter handle is @atexier99 and Instagram handle is alexandretextier... Started playing hockey at three years old and grew up idolizing Chicago forward Patrick Kane... Would be a tennis player if he wasn't a hockey player... Would like to have dinner with his favorite person to follow on social media, Rafael Nadal... One thing he can't stop eating is pasta.

CAREER TRANSACTIONS

Signed a three-year entry level contract with the Blue Jackets on May 22, 2018... Columbus' second round pick, 45th overall, at the 2017 NHL Draft.



CAREER RECORD

REGULAR SEASON															PLAYOFFS				
Year	Team	League	GP	TOI	G	A	PTS	+/-	PIM	PP	SH	GW	S	S%	GP	G	A	PTS	PIM
2013-14	Grenoble U18	France U18	8	n/a	7	4	11	n/a	4	n/a	n/a	n/a	n/a	n/a
2014-15	Grenoble U18	France U18	17	n/a	16	18	34	n/a	32	n/a	n/a	n/a	n/a	n/a	6	6	6	12	6
2015-16	Grenoble U22	France U22	11	n/a	9	8	17	n/a	14	n/a	n/a	n/a	n/a	n/a
	Grenoble U18	France U18	17	n/a	40	30	70	n/a	26	n/a	n/a	n/a	n/a	n/a	6	9	12	21	10
2016-17	Grenoble	France	40	n/a	10	9	19	-1	69	4	0	2	73	13.7	12	5	5	10	12
2017-18	KalPa	Liiga	53	n/a	13	9	22	5	38	2	0	2	119	10.9	6	1	1	2	25
2018-19	KalPa	Liiga	55	16:59	14	27	41	-11	36	5	0	1	265	5.3
	Columbus	NHL	2	12:46	1	0	1	3	0	0	0	0	6	16.7	8	2	1	3	2
	Cleveland	AHL	7	n/a	5	2	7	6	4	1	0	2	20	25.0	1	0	0	0	2
CBJ/NHL Totals			2	12:46	1	0	1	3	0	0	0	0	6	16.7	8	2	1	3	2
AHL Totals			7	...	5	2	7	6	4	1	0	2	20	25.0	1	0	0	0	2
Liiga Totals			108	...	27	36	63	-6	74	7	0	3	384	7.0	6	1	1	2	25
France Totals			40	...	10	9	19	-1	69	4	0	2	73	13.7	12	5	5	10	12
France U22 Totals			11	...	9	8	17	...	14
France U18 Totals			42	...	63	52	115	...	62	12	15	18	33	16

PLAYER PERSONNEL



CALVIN THURKAUF

48

Position: CENTER **Shot:** LEFT
Birthplace: ZUG, SWITZERLAND

Ht.: 6'2" **Wt.:** 204 **Born:** JUNE 27, 1997
Resides: KELOWNA, BRITISH COLUMBIA

CAREER HIGHLIGHTS

2018-19: Recorded 2-0-2 and 24 penalty minutes in 26 games with Cleveland (AHL)... **2017-18:** Totaled 11-13-24 and 40 penalty minutes in 75 games with Cleveland... Led team in games played and finished second among club rookies in goals, assists (tied) and points... Finished the season with 5-5-10 in the final 11 games... Made his AHL debut on Oct. 7 vs. Rockford and scored first goal a game later on Oct. 13 at Manitoba... **2016-17:** Recorded 33-37-70 in 60 regular season games with the Kelowna Rockets (WHL)... Led the club in goals and ranked second in points and fourth in assists... Added 8-13-21 in 17 postseason games to lead Rockets to WHL final vs. Seattle... Finished eighth-T in the WHL in postseason goals and assists and ranked 13th-T in points... Notched 2-2-4 in four games while serving as captain for Switzerland at the IIHF World Junior Championships... **2015-16:** Tallied 18-27-45 with 54 penalty minutes and was +19 in 61 games with Kelowna... Led club rookies in goals and points and ranked second-T in assists... Added 2-6-8 and 16 penalty minutes in 18 playoff contests... Collected 1-1-2 in six games with Switzerland at the IIHF World Junior Championships... **2014-15:** Recorded 11-10-21 and 54 penalty minutes in 38 games with Zug U20 team in the Elite Jr. A league in Switzerland.

PERSONAL

Nickname is "Turks"... Twitter and Instagram handles are @calvinthurkauf... Favorite sport is golf and favorite athlete is Roger Federer... Favorite game day song is "Lose Yourself" by Eminem... Favorite thing to do on an off day is to relax at home with his puppy... One thing he can't stop eating is sushi... Favorite vacation spot is Hawaii.

CAREER TRANSACTIONS

Signed a three-year, entry level contract with the Blue Jackets on Dec. 30, 2016... Columbus' seventh round pick, 185th overall, in the 2016 NHL Draft.



CAREER RECORD

Year	Team	League	GP	TOI	REGULAR SEASON										PLAYOFFS				
					G	A	PTS	+/-	PIM	PP	SH	GW	S	S%	GP	G	A	PTS	PIM
2012-13	Zug U20	Elite Jr. A	4	n/a	1	0	1	n/a	2	n/a	n/a	n/a	n/a	n/a	2	0	0	0	0
2013-14	Zug U20	Elite Jr. A	8	n/a	1	1	2	n/a	6	n/a	n/a	n/a	n/a	n/a	2	0	0	0	4
2014-15	Zug U20	Elite Jr. A	38	n/a	11	10	21	n/a	54	n/a	n/a	n/a	n/a	n/a	12	1	1	2	20
	SC Langenthal	NLB	1	0	0	0	4
2015-16	Kelowna	WHL	61	n/a	18	27	45	19	54	8	0	2	n/a	n/a	18	2	6	8	16
2016-17	Kelowna	WHL	60	n/a	33	37	70	34	87	9	0	6	n/a	n/a	17	8	13	21	24
2017-18	Cleveland	AHL	75	n/a	11	13	24	-12	40	0	0	2	101	10.9
2018-19	Cleveland	AHL	26	n/a	2	0	2	-4	24	0	0	0	28	7.1
AHL Totals			101	...	13	13	26	-16	64	0	0	2	129	10.1
WHL Totals			121	...	51	64	115	53	141	17	0	8	35	10	19	29	40
Elite Jr. A Totals			50	...	13	11	24	...	62	16	1	1	2	0



VEINI VEHVILAINEN

31

Position: GOALTENDER **Catches:** LEFT
Birthplace: JYVASKYLA, FINLAND

Ht.: 6'0" **Wt.:** 181 **Born:** FEB. 13, 1997
Resides: JYVASKYLA, FINLAND

CAREER HIGHLIGHTS

2018-19: Captured back-to-back Urpo Ylonen Award as Liiga's best goaltender and was named to the All-Star Team after going 25-8-5 with a 1.58 GAA, .933 SV% and six shutouts in 38 games with Karpat... Led the league in wins, GAA, SV% and shutouts... Also registered a postseason league-best 1.47 GAA and four shutouts with a 11-6 record and .939 SV% to help the club advance to the championship final... Made his men's debut for Finland at the IIHF World Championships, helping the country capture gold... **2017-18:** Won Urpo Ylonen Award as Liiga's Best Goaltender and was named to All-Star Team after posting a 20-5-8 record with a 1.89 GAA and .925 SV% in 35 contests for Karpat... Ranked second in the league in GAA and SV% and third in wins... Helped the club capture the league championship with a 1.57 GAA and .933 SV% in 17 playoff contests... **2016-17:** Split campaign with three teams, including the JYP team in Liiga and Mestis... Had a 2.20 GAA and .918 SV% in 18 Liiga games on loan with Sport... Led the IIHF World Junior Championships in GAA (1.51) and SV% (.931) and was named one of Finland's top three players... **2015-16:** Spent majority of campaign with JYP in Liiga, finishing 15-7-4 with a 2.04 GAA and .925 SV% in 28 contests... Helped Finland capture a gold medal at the IIHF World Junior Championships with a 3.79 GAA and .838 SV% in four appearances... **2014-15:** Posted a 2.57 GAA and .917 SV% in 26 games with JYP (Mestis)... Was named to the IIHF World Junior Championships All-Star Team and was one of Finland's top three players after leading the country to a silver medal with a 1.65 GAA and .949 SV% in seven contests... **2013-14:** Owned a 2.89 GAA and .919 SV% in 29 games with JYP's junior team.

PERSONAL

Nickname is "Wayne"... Instagram handle is vvehvilainen... Began playing hockey around six-years-old and grew up idolizing Miikka Kiprusoff and Henrik Lundqvist... Would attend a Formula 1 race if he could attend any sporting event in the world... Favorite athlete is Kimi Raikkonen... One thing that people may not know about him is that he enjoys to cook.

CAREER TRANSACTIONS

Signed a two-year entry-level contract with the Blue Jackets on June 4, 2019... Columbus' sixth-round pick, 173rd overall, at the 2018 NHL Draft.



CAREER RECORD

Year	Team	League	GP	W	L	OT/T	SO	GA	SA	SV%	GAA	MIN
2014-15	JYP-Akatemia	Mestis	26	n/a	n/a	n/a	n/a	n/a	n/a	.917	2.57	n/a
2015-16	JYP	Liiga	28	15	7	4	3	56	751	.925	2.04	1,649
	JYP-Akatemia	Mestis	7	n/a	n/a	n/a	n/a	n/a	n/a	.925	2.92	n/a
2016-17	JYP	Liiga	9	2	5	2	0	19	216	.912	2.29	499
	Sport	Liiga	9	2	5	2	0	19	246	.929	2.12	538
	JYP-Akatemia	Mestis	7	n/a	n/a	n/a	n/a	n/a	n/a	.904	2.45	n/a
2017-18	Kärpät	Liiga	35	20	5	8	4	64	850	.925	1.89	2,030
2018-19	Kärpät	Liiga	38	25	8	5	6	60	892	.933	1.58	2,290
Liiga Totals			119	64	30	21	13	218	2,955	.926	1.83	7,006
Mestis Totals			40915	2.60	...

REGULAR SEASON

GP	W	L	OT/T	SO	GA	SA	SV%	GAA	MIN
4	n/a	n/a	n/a	n/a	n/a	n/a	.917	2.57	n/a
3	0-2	0	9	.796	3.70	146
...
...
...
17	11-4	3	26	.933	1.57	995	17	11-6	4
17	11-6	4	25	.939	1.47	1,058	37	22-12	7
4922	2.56

PLAYOFFS

GP	W-L	SO	GA	SV%	GAA	MIN
4	n/a	n/a	n/a	.922	2.56	n/a
3	0-2	0	9	.796	3.70	146
...
...
...
17	11-4	3	26	.933	1.57	995
17	11-6	4	25	.939	1.47	1,058
37	22-12	7	60	.929	1.62	2,198
4922	2.56	...

PLAYER PERSONNEL



TYLER ANGLE

Position: CENTER **Shot:** LEFT **Ht.:** 5'10" **Wt.:** 172 **Born:** SEPT. 30, 2000
Birthplace: NIAGARA FALLS, ONTARIO **Resides:** THOROLD, ONTARIO
Drafted: 2019 (ROUND 7, 212TH OVERALL)

CAREER RECORD

Year	Team	League	GP	TOI	G	A	PTS	+/-	PIM	PP	SH	GW	S	S%	GP	G	A	PTS	PIM
2016-17	St. Catharines	GOJHL	11	n/a	5	3	8	n/a	26
	Windsor	OHL	41	n/a	2	2	4	-5	6	0	0	0	12	16.7
2017-18	Windsor	OHL	67	n/a	10	7	17	-17	42	0	0	1	113	8.8	6	1	0	1	9
2018-19	Windsor	OHL	58	n/a	20	24	44	-11	34	8	1	0	156	12.8	4	3	0	3	0
OHL Totals			166	...	32	33	65	-33	82	8	1	1	281	11.4	10	4	0	4	9



TIM BERNI

Position: DEFENSE **Shot:** LEFT **Ht.:** 5'11" **Wt.:** 174 **Born:** FEB. 11, 2000
Birthplace: MANNEDORF, SWITZERLAND **Resides:** MANNEDORF, SWITZERLAND
Drafted: 2018 (ROUND 6, 159TH OVERALL)

CAREER RECORD

Year	Team	League	GP	TOI	G	A	PTS	+/-	PIM	PP	SH	GW	S	S%	GP	G	A	PTS	PIM
2016-17	GCK Lions U20	Swiss-Jr.	41	n/a	4	12	16	n/a	18	n/a	n/a	n/a	n/a	n/a	12	0	3	3	20
2017-18	ZSC Lions	Swiss-A	8	5:13	0	0	0	-2	0	0	0	0	2	0.0	15	0	0	0	6
	GC Kusnacht	Swiss-B	36	n/a	5	10	15	-11	41	n/a	n/a	n/a	n/a	n/a
2018-19	GCK Lions U20	Swiss-Jr.	1	n/a	0	1	1	n/a	0	n/a	n/a	n/a	n/a	n/a	1	0	1	1	0
	ZSC Lions	Swiss-A	41	10:21	1	7	8	-11	8	0	0	0	37	2.7
	GC Kusnacht	Swiss-B	3	n/a	1	0	1	-1	0	n/a	n/a	n/a	n/a	n/a
	GCK Lions U20	Swiss-Jr.	0	n/a	0	0	0	0	0	0	0	0	n/a	n/a	1	0	0	0	2
Swiss-A			49	9:37	1	7	8	-11	8	0	0	0	39	...	15	0	0	0	6
Swiss-B			39	...	6	10	16	-12	41
Swiss-Jr. Totals			42	...	4	13	17	...	18	14	0	4	4	22



ERIC HJORTH

Position: **DEFENSE** Shot: **RIGHT** Ht.: **6'3"** Wt.: **193** Born: **JAN. 8, 2001**
 Birthplace: **GOTHENBURG, SWEDEN** Resides: **GOTHENBURG, SWEDEN**
 Drafted: **2019 (ROUND 4, 104TH OVERALL)**

CAREER RECORD

Year	Team	League	GP	TOI	G	A	PTS	+/-	PIM	PP	SH	GW	S	S%	GP	G	A	PTS	PIM
2017-18	Linköping J20	SuperElit	6	n/a	1	0	1	-2	0	n/a	n/a	n/a	n/a	n/a
	Linköping J18	J18 Elit	21	n/a	5	8	13	14	16	n/a	n/a	n/a	n/a	n/a
	Linköping J18	J18 Allsvenskan	18	n/a	4	11	15	5	6	n/a	n/a	n/a	n/a	n/a	8	2	0	2	0
2018-19	Linköping J20	SuperElit	1	n/a	0	0	0	-2	2	n/a	n/a	n/a	n/a	n/a
	Linköping J18	J18 Allsvenskan	3	n/a	3	3	6	5	0	n/a	n/a	n/a	n/a	n/a	6	2	1	3	4
SuperElit Totals			7	...	1	0	1	-4	2
J18 Totals			42	...	12	22	34	24	22	14	4	1	5	4



KALE HOWARTH

Position: **CENTER** Shot: **LEFT** Ht.: **6'4"** Wt.: **205** Born: **JUNE 10, 1997**
 Birthplace: **RED DEER, ALBERTA** Resides: **RED DEER, ALBERTA**
 Drafted: **2017 (ROUND 5, 148TH OVERALL)**

CAREER RECORD

Year	Team	League	GP	TOI	G	A	PTS	+/-	PIM	PP	SH	GW	S	S%	GP	G	A	PTS	PIM
2014-15	Red Deer	AMHL	33	n/a	5	6	11	n/a	48	0	0	1	n/a	n/a
2015-16	Trail	BCHL	53	n/a	12	15	27	n/a	62	5	0	1	n/a	n/a
2016-17	Trail	BCHL	51	n/a	30	29	59	n/a	46	14	2	2	n/a	n/a	9	1	1	2	10
2017-18	Trail	BCHL	44	n/a	24	38	62	n/a	50	6	0	0	n/a	n/a
2018-19	UConn	H-East	32	n/a	5	6	11	-10	31	1	0	0	76	6.6
NCAA Totals			32	...	5	6	11	-10	31	1	0	0	76	6.6
BCHL Totals			148	...	66	82	148	...	158	25	2	3	9	1	1	2	10
AMHL Totals			33	...	5	6	11	...	48	0	0	1



MARCUS KARLBERG

Position: **RIGHT WING** Shot: **RIGHT**
 Birthplace: **LEKSAND, SWEDEN**
 Drafted: **2018 (ROUND 3, 80TH OVERALL)**

Ht.: **5'8"** Wt.: **165** Born: **JAN. 23, 2000**
 Resides: **LEKSAND, SWEDEN**

CAREER RECORD

REGULAR SEASON

PLAYOFFS

Year	Team	League	GP	TOI	G	A	PTS	+/-	PIM	PP	SH	GW	S	S%	GP	G	A	PTS	PIM
2015-16	Leksands IF J18	SWE J18 Elit	11	n/a	0	4	4	n/a	16	n/a	n/a	n/a	n/a	n/a
	Leksands IF J18	J18 Allsvenskan	13	n/a	3	4	7	1	8	n/a	n/a	n/a	n/a	n/a
2016-17	Leksands IF J20	SuperElit	11	n/a	1	5	6	-4	2	n/a	n/a	n/a	n/a	n/a	1	0	0	0	0
	Leksands IF J18	SWE J18 Elit	18	n/a	10	21	31	n/a	53	n/a	n/a	n/a	n/a	n/a
2017-18	Leksands IF J18	J18 Allsvenskan	10	n/a	3	4	7	-2	14	n/a	n/a	n/a	n/a	n/a	5	5	2	7	0
	Leksands IF	Allsvenskan	2	n/a	1	0	1	1	4	n/a	n/a	n/a	n/a	n/a
	Leksands IF J20	SuperElit	39	n/a	15	32	47	8	24	n/a	n/a	n/a	n/a	n/a	2	0	0	0	4
	Leksands IF J18	SWE J18 Elit	6	n/a	6	1	7	n/a	2	n/a	n/a	n/a	n/a	n/a
2018-19	Leksands IF J18	J18 Allsvenskan	5	n/a	4	3	7	3	4	n/a	n/a	n/a	n/a	n/a	3	2	2	4	2
	Leksands IF J20	SuperElit	13	n/a	4	8	12	0	22	n/a	n/a	n/a	n/a	n/a
	Leksands IF	Allsvenskan	44	n/a	4	7	11	2	10	n/a	n/a	n/a	n/a	n/a
Allsvenskan Totals			46	...	5	7	12	3	14
SuperElit Totals			63	...	20	45	65	4	48	3	0	0	0	4
J18 Allsvenskan Totals			29	...	10	11	21	2	26	8	7	4	11	2
SWE J18 Elit Totals			37	...	11	32	43	2	71
SWE J18 2 Totals			2	...	0	0	0	...	0



KIRILL MARCHENKO

Position: **WING** Shot: **RIGHT**
 Birthplace: **BARNAUL, RUSSIA**
 Drafted: **2018 (ROUND 2, 49TH OVERALL)**

Ht.: **6'3"** Wt.: **187** Born: **JULY 21, 2000**
 Resides: **BARNAUL, RUSSIA**

CAREER RECORD

REGULAR SEASON

PLAYOFFS

Year	Team	League	GP	TOI	G	A	PTS	+/-	PIM	PP	SH	GW	S	S%	GP	G	A	PTS	PIM
2016-17	Mamonty Yugry	MHL	29	n/a	15	11	26	11	2	5	0	2	76	19.7
	HC Yugra U18	Russia U18	2	n/a	2	3	5	n/a	2	n/a	n/a	n/a	n/a	n/a
2017-18	HC Yugra	KHL	2	13:51	0	0	0	-1	0	0	0	0	3	0.0
	Mamonty Yugry	MHL	31	14:15	8	8	16	10	33	2	0	0	72	11.1	8	4	3	7	6
2018-19	St. Petersburg	KHL	1	0:15	0	0	0	0	0	0	0	0	0	0.0
	Neva St. Petersburg	VHL	23	11:09	2	1	3	-3	4	2	0	0	47	4.3	3	0	0	0	0
	1946 St. Petersburg	MHL	15	17:10	6	13	19	13	4	1	0	1	53	11.3	9	4	2	6	6
	Varyagi im. Morozova	MHL	5	17:18	2	2	4	1	4	0	0	0	15	13.3
KHL Totals			3	9:19	0	0	0	-1	0	0	0	0	3	0.0
VHL Totals			23	11:09	2	1	3	-3	4	2	0	0	47	4.3	3	0	0	0	0
MHL Totals			80	...	31	34	65	35	43	8	0	3	216	14.4	17	8	5	13	12
Russia U18 Totals			2	...	2	3	5	...	2



CARSON MEYER

Position: **RIGHT WING** Shot: **RIGHT**

Ht.: **5'11"** Wt.: **185** Born: **AUG. 18, 1997**

Birthplace: **POWELL, OHIO**

Resides: **POWELL, OHIO**

Drafted: **2017 (ROUND 6, 179TH OVERALL)**

CAREER RECORD

Year	Team	League	GP	TOI	G	A	PTS	+/-	PIM	PP	SH	GW	S	S%	GP	G	A	PTS	PIM
2012-13	Blue Jackets U16	T1EHL U16	40	n/a	10	10	20	n/a	4	3	0	2	n/a	n/a
2013-14	Blue Jackets U16	T1EHL U16	36	n/a	14	19	33	n/a	18	0	0	4	n/a	n/a
2014-15	Blue Jackets U18	T1EHL U18	32	n/a	21	30	51	n/a	43	5	1	3	n/a	n/a	4	2	7	9	0
2015-16	Tri-City	USHL	2	n/a	0	1	1	0	0	0	0	0	3	0.0
	Tri-City	USHL	56	n/a	32	19	51	10	47	8	0	2	171	18.7	11	5	6	11	4
2016-17	Miami (OH)	NCHC	32	n/a	10	16	26	-2	14	1	0	0	61	16.4
2017-18	Miami (OH)	NCHC	34	n/a	6	4	10	-22	48	2	0	1	52	11.5
2018-19	Ohio St.	Big Ten	36	n/a	9	13	22	4	26	4	0	1	82	11.0
NCAA Totals			102	...	25	33	58	-20	88	7	0	2	195	12.8
USHL Totals			58	...	32	20	52	10	47	8	0	2	174	18.4	11	5	6	11	4
T1EHL U18 Totals			32	...	21	30	51	...	43	5	1	3	4	2	7	9	0
T1EHL U16 Totals			76	...	24	29	53	...	22	3	0	6



LUKAS SEDLAK

Position: **CENTER**

Shot: **LEFT**

Ht.: **6'0"**

Wt.: **205**

Born: **FEB. 25, 1993**

Birthplace: **CESKE BUDEJOVICE, CZECH REP.** Resides: **CESKE BUDEJOVICE, CZECH REP.**

Drafted: **2011 (ROUND 6, 158TH OVERALL)**

CAREER RECORD

Year	Team	League	GP	TOI	G	A	PTS	+/-	PIM	PP	SH	GW	S	S%	GP	G	A	PTS	PIM
2009-10	Ceske	Czech Jr.	11	n/a	4	8	12	n/a	4	n/a	n/a	n/a	n/a	n/a
2010-11	Ceske	Czech Jr.	47	n/a	14	13	27	n/a	65	n/a	n/a	n/a	n/a	n/a
2011-12	Chicoutimi	QMJHL	50	n/a	17	28	45	24	57	4	1	2	126	13.5	18	5	3	8	18
2012-13	Chicoutimi	QMJHL	48	n/a	15	19	34	1	64	5	3	1	112	13.4	6	1	4	5	8
2013-14	Springfield	AHL	54	n/a	8	6	14	-1	26	0	0	1	61	13.1	4	0	1	1	0
2014-15	Springfield	AHL	51	n/a	6	10	16	10	30	0	1	1	70	8.6
2015-16	Lake Erie	AHL	54	n/a	14	4	18	13	27	0	1	3	91	15.3	17	9	7	16	18
2016-17	Columbus	NHL	62	9:43	7	6	13	10	25	0	1	0	57	12.3	2	0	0	0	0
2017-18	Columbus	NHL	53	9:24	4	4	8	-3	21	0	0	0	50	8.0
2018-19	Columbus	NHL	47	9:00	4	2	6	-5	10	0	0	0	43	9.3
CBJ/NHL Totals			162	9:24	15	12	27	2	56	0	1	0	150	10.0	2	0	0	0	0
AHL Totals			159	...	28	20	48	22	83	0	2	5	222	12.6	21	9	8	17	18
QMJHL Totals			98	...	32	47	79	25	121	9	4	3	238	13.5	24	6	7	13	26



ROBBIE STUCKER

Position: DEFENSE **Shot:** RIGHT **Ht.:** 6'3" **Wt.:** 185 **Born:** SEPT. 30, 1998
Birthplace: ST. PAUL, MINNESOTA **Resides:** ST. PAUL, MINNESOTA
Drafted: 2017 (ROUND 7, 210TH OVERALL)

CAREER RECORD

Year	Team	League	GP	TOI	G	A	PTS	+/-	PIM	PP	SH	GW	S	S%
2013-14	St. Thomas	USHS	12	n/a	0	1	1	n/a	0	n/a	n/a	n/a	n/a	n/a
2014-15	St. Thomas	USHS	25	n/a	6	12	18	n/a	10	n/a	n/a	n/a	n/a	n/a
2015-16	St. Thomas	USHS	25	n/a	3	18	21	n/a	16	n/a	n/a	n/a	n/a	n/a
	Team Southeast	USHS	21	n/a	0	8	8	n/a	30	n/a	n/a	n/a	n/a	n/a
2016-17	St. Thomas	USHS	25	n/a	8	32	40	n/a	20	n/a	n/a	n/a	n/a	n/a
	Team Southeast	USHS	19	n/a	0	13	13	n/a	40	n/a	n/a	n/a	n/a	n/a
2017-18	Chicago	USHL	34	n/a	4	15	19	-2	26	0	1	0	62	6.5
	Fargo	USHL	22	n/a	1	12	13	4	8	1	0	1	35	2.9
2018-19	Minnesota	Big Ten	21	n/a	0	3	3	2	6	0	0	0	8	0.0
NCAA Totals			21	n/a	0	3	3	2	6	0	0	0	8	0.0
USHL Totals			56	...	5	27	32	2	34	1	1	1	97	5.2
USHS Totals			127	...	17	84	101	n/a	116

REGULAR SEASON

PLAYOFFS

Position: GOALTENDER **Catches:** LEFT **Ht.:** 6'4" **Wt.:** 181 **Born:** MAR. 27, 1999
Birthplace: NOVOKUZNETSK, RUSSIA **Resides:** NOVOKUZNETSK, RUSSIA
Drafted: 2017 (ROUND 3, 86TH OVERALL)

CAREER RECORD

Year	Team	League	GP	W	L	OT	SO	GA	SA	SV%	GAA	MIN
2014-15	Salavat Yulaev	Russia U17	1	n/a	n/a	n/a	n/a	n/a	n/a	.848	n/a	n/a
2015-16	Tolpar Ufa	MHL	9	3	0	n/a	0	12	147	.918	2.55	282
	Salavat Yulaev	Russia U17	20	n/a	n/a	n/a	n/a	n/a	n/a	.946	n/a	n/a
2016-17	Tolpar Ufa	MHL	DNP - Injured									
2017-18	Tolpar Ufa	MHL	40	24	10	n/a	6	67	937	.928	1.85	2,171
2018-19	Salavat Yulaev Ufa KHL		2	0	1	1	0	4	48	.917	2.86	84
	Toros Neftekamsk VHL		25	17	6	2	2	40	558	.928	1.71	1,404
KHL Totals			2	0	1	1	0	4	48	.917	2.86	84
VHL Totals			25	17	6	2	2	40	558	.928	1.71	1,404
MHL Totals			49	27	10	...	6	79	1,084	.927	1.93	2,453
Russia U17 Totals			21

REGULAR SEASON

PLAYOFFS




PETER THOME

Position: GOALTENDER **Catches:** LEFT
Birthplace: MINNEAPOLIS, MINNESOTA
Drafted: 2016 (ROUND 6, 155TH OVERALL)

Ht.: 6'4" **Wt.:** 202 **Born:** MAY 24, 1997
Resides: MINNEAPOLIS, MINNESOTA

CAREER RECORD

Year	Team	League	GP	W	L	OT/T	SO	GA	SA	SV%	GAA	MIN	GP	W-L	SO	GA	SV%	GAA	MIN
2013-14	Chicago	T1EHLU16	17	7	10	0	0	67	533	.874	4.10	883
2014-15	Chicago	T1EHLU18	19	12	5	1	3	35	509	.931	1.90	996	2	2.39
2015-16	Aberdeen	NAHL	47	17	21	9	4	113	1,590	.929	2.43	2,788
	Omaha	USHL	1	0	1	0	0	1	10	.900	1.89	32
2016-17	Omaha	USHL	14	7	3	1	0	44	344	.872	3.56	741
	Chicago	USHL	5	3	1	1	0	11	124	.911	2.37	278
	Waterloo	USHL	15	11	4	0	1	41	410	.900	2.74	898	2	0-0	0	3	.800	4.89	37
2017-18	North Dakota	NCHC	12	5	4	0/3	1	27	301	.910	2.31	702
2018-19	North Dakota	NCHC	14	5	7	0	0	33	275	.880	2.73	726
NCHC Totals			26	10	11	0/3	1	60	576	.896	2.52	1,428
USHL Totals			35	21	9	2	1	97	888	.891	2.99	1,949	2	0-0	0	3	.800	4.89	37
NAHL Totals			47	17	21	9	4	113	1,590	.929	2.43	2,788



DMITRI VORONKOV

Position: LEFT WING **Shot:** LEFT
Birthplace: ANGARSK, RUSSIA
Drafted: 2019 (ROUND 4, 114TH OVERALL)

Ht.: 6'3" **Wt.:** 183 **Born:** SEPT. 10, 2000
Resides: ANGARSK, RUSSIA

CAREER RECORD

Year	Team	League	REGULAR SEASON												PLAYOFFS				
			GP	TOI	G	A	PTS	+/-	PIM	PP	SH	GW	S	S%	GP	G	A	PTS	PIM
2015-16	Yermak Angarsk	Russia U17	36	n/a	33	23	56	n/a	18	n/a	n/a	n/a	n/a	n/a
2016-17	Yermak Angarsk	Russia U18	37	n/a	35	16	51	n/a	24	n/a	n/a	n/a	n/a	n/a
2017-18	Yermak Angarsk	VHL	14	3:35	0	0	0	-3	6	0	0	0	5	0.0
	Yermak Angarsk	Russia U18	19	n/a	27	23	50	n/a	50	n/a	n/a	n/a	n/a	n/a
2018-19	Ak Bars Kazan	KHL	3	4:02	0	0	0	0	0	0	0	0	2	0.0	1	0	0	0	0
	Bars Kazan	VHL	50	13:54	7	7	14	-3	49	0	0	0	80	8.8
	Irbis Kazan	MHL	3	18:15	1	1	2	0	33	0	0	0	10	10.0
KHL Totals			3	4:02	0	0	0	0	0	0	0	0	2	0.0	1	0	0	0	0
VHL Totals			64	11:39	7	7	14	-6	55	0	0	0	85	8.2
MHL Totals			3	18:15	1	1	2	0	33	0	0	0	10	10.0
Russia U18 Totals			56	...	62	39	101	0	74



DANIEL ZAAR

Position: RIGHT WING **Shot:** RIGHT
Birthplace: HELSINGBORG, SWEDEN
Drafted: 2012 (ROUND 6, 152ND OVERALL)

Ht.: 5'11" **Wt.:** 177 **Born:** APR. 24, 1994
Resides: HELSINGBORG, SWEDEN

CAREER RECORD

REGULAR SEASON															PLAYOFFS				
Year	Team	League	GP	TOI	G	A	PTS	+/-	PIM	PP	SH	GW	S	S%	GP	G	A	PTS	PIM
2010-11	Rogle Jr.	Swe-Jr.	26	n/a	3	3	6	n/a	14	n/a	n/a	n/a	n/a	n/a	3	0	0	0	0
	Rogle U-18	Swe-U18	23	n/a	16	18	34	n/a	4	n/a	n/a	n/a	n/a	n/a
2011-12	Rogle Jr.	Swe-Jr.	44	n/a	14	24	38	6	28	n/a	n/a	n/a	n/a	n/a	7	5	3	8	8
	Rogle U-18	Swe-U18	7	n/a	6	6	12	8	0	n/a	n/a	n/a	n/a	n/a
2012-13	Rogle	SHL	25	6:08	2	1	3	-4	0	0	0	0	29	6.9	7	1	0	1	2
	Karlskoga	Allsvenskan	21	n/a	2	8	10	3	4	n/a	n/a	n/a	n/a	n/a	6	2	1	3	2
	Rogle Jr.	Swe-Jr.	17	n/a	11	8	19	7	6	n/a	n/a	n/a	n/a	n/a	1	0	0	0	2
2013-14	Rogle	Allsvenskan	68	n/a	22	36	58	n/a	44	n/a	n/a	n/a	n/a	n/a	16	6	16	22	16
2014-15	Lulea	SHL	55	14:52	9	18	27	-4	18	3	0	1	147	6.1	9	2	2	4	6
2015-16	Lake Erie	AHL	71	n/a	21	22	43	-6	22	4	0	2	207	10.1	17	7	5	12	4
2016-17	Cleveland	AHL	55	n/a	8	22	30	-13	24	3	0	2	150	5.3
2017-18	Malmo	SHL	50	14:54	9	17	26	-4	6	4	0	1	90	10.0	10	0	2	2	2
2018-19	Rögle BK	SHL	50	17:13	13	22	35	7	16	3	0	3	150	8.7	2	1	1	2	12
AHL Totals			126	...	29	44	73	-19	46	7	0	4	357	8.1	17	7	5	12	4
SHL Totals			180	14:19	33	58	91	-5	40	10	0	5	416	7.9	28	4	5	9	22
Allsvenskan Totals			89	...	24	44	68	...	48	22	8	17	25	16
Sweden Jr. Totals			87	...	28	35	63	...	48	11	5	3	8	10
Sweden U-18 Totals			30	...	22	24	46	...	4



AHL AFFILIATE BY THE YEARS

TEAM INFO

YEAR	TEAM
2000-01	Syracuse Crunch
2001-02	Syracuse Crunch
2002-03	Syracuse Crunch
2003-04	Syracuse Crunch
2004-05	Syracuse Crunch
2005-06	Syracuse Crunch
2006-07	Syracuse Crunch
2007-08	Syracuse Crunch
2008-09	Syracuse Crunch
2009-10	Syracuse Crunch
2010-11	Springfield Falcons
2011-12	Springfield Falcons
2012-13	Springfield Falcons
2013-14	Springfield Falcons
2014-15	Springfield Falcons
2015-16	Lake Erie Monsters
2016-17	Cleveland Monsters
2017-18	Cleveland Monsters
2018-19	Cleveland Monsters

GM	COACH
Vance Lederman	Gary Agnew
Vance Lederman	Gary Agnew
Vance Lederman	Gary Agnew
Vance Lederman	Gary Agnew
Vance Lederman	Gary Agnew
Vance Lederman	Gary Agnew
Vance Lederman	Ross Yates
Vance Lederman	Ross Yates
Vance Lederman	Ross Yates
Vance Lederman	Ross Yates
Bruce Landon	Rob Riley
Bruce Landon	Rob Riley
Bruce Landon	Brad Larsen
Chris MacFarland	Brad Larsen
Chris MacFarland	Jared Bednar
Bill Zito	Jared Bednar
Bill Zito	John Madden
Bill Zito	John Madden
Bill Zito	John Madden

REGULAR SEASON

REC.	PTS	FINISH
33-30-12-5	83	3rd, Mid-Atlantic
39-23-13-5	96	1st, Central
27-41-8-4	66	4th, Central
38-25-10-7	93	2nd, North
36-33-4-7	83	5th, North
47-25-5-3	102	2nd, North
34-34-4-8	80	5th, North
46-26-2-6	100	2nd, North
40-32-5-3	88	5th, North
34-39-4-3	75	6th, East
35-40-2-3	75	6th, Atlantic
36-34-3-3	78	4th, Northeast
45-22-5-4	99	1st, Northeast
47-23-1-5	100	1st, Northeast
38-28-8-2	86	3rd, Northeast
43-22-6-5	97	2nd, Central
39-22-4-4	86	5th, Central
25-41-7-3	60	7th, Central
37-29-8-2	84	4th, North

PLAYOFFS

PLAYOFFS
Lost in first round
Lost in second round
Did not qualify
Lost in first round
Did not qualify
Lost in first round
Did not qualify
Lost in second round
Did not qualify
Did not qualify
Lost in second round
Lost in first round
Did not qualify
Won Calder Cup
Did not qualify
Did not qualify
Lost in second round



CLEVELAND MONSTERS

Rocket Mortgage FieldHouse / 1 Center Ice / Cleveland, Ohio 44115
clevelandmonsters.com / p: 216.420.0000

DIRECTORY



MIKE EAVES

Majority Owner: Dan Gilbert
COO/SVP of Franchise Operations: Mike Ostrowski
General Manager: Chris Clark
Head Coach: Mike Eaves
Assistant Coach: Steve McCarthy
Assistant Coach: Trent Vogelhuber
Goaltending Development Coach: Jim Corsi
Strength & Conditioning Coach: Kevin Schmalzried
Video Coach: John Hamre
Head Athletic Trainer: Tom Bourdon
Equipment Manager: Dustin Halstead
Head Team Physician: Dr. Scott Singer

Head Orthopedic Surgeon: Dr. Jared Levin
VP of Hockey Affairs, Team Services: Jock Callander
VP of Broadcasting: Dave Dombrowski
VP of Digital and Web Services: Brandon Jirousek
VP of Ticket Sales & Service: Matt Kalister
Sr. Director of Game Presentation: Matt Bettinger
Sr. Director of Corporate Partnership Marketing: Greg Prymiz
Sr. Director of Corporate Partnership Development: Neil Foriter
Sr. Manager of Broadcasting/Team Communications: Tony Brown
Home Arena: Rocket Mortgage FieldHouse
Capacity: 20,500

Mike Eaves was named head coach of the Columbus Blue Jackets' American Hockey League affiliate, the Cleveland Monsters, on June 18, 2019.

Eaves, 63, spent 14 seasons as the head coach at the University of Wisconsin from 2002-16, compiling a 267-225-66 record and leading the Badgers to seven appearances in the NCAA tournament, two championship game appearances (2005-06, 2009-10) and the NCAA title in 2005-06. In 2004, he served as head coach of Team USA at the IIHF World Junior Championships and led the team to its first-ever gold medal at the tournament.

Eaves began his coaching career in 1988 as an assistant with the Philadelphia Flyers, spending two seasons with the club before being named head coach of the AHL's Hershey Bears and compiling a 96-109-35 mark between 1990-93. He went on to spend the 1996-97 season as the head coach of HIFK Helsinki (Liiga, Finland's top professional league), served as an assistant coach with the Pittsburgh Penguins from 1997-2000 and the head coach of the United States Junior National Team in 2000-01. He spent the past three seasons coaching at Minnesota's St. Olaf College.

The Denver, Colorado native was a two-time All-American at Wisconsin and represented Team USA at the 1976 and 1978 World Hockey Championships. Selected by St. Louis in the 1976 NHL Draft, he went on to register 83-143-226 and 80 penalty minutes in 324 career games with the Minnesota North Stars and Calgary Flames before retiring in 1986.

2019-20 SCHEDULE

OCT	DAY	OPPONENT	DEC	DAY	OPPONENT	FEB	DAY	OPPONENT
4	Fri.	@ Laval	14	Sat.	W-B/SCRANTON	16	Sun.	@ Chicago
5	Sat.	@ Laval	15	Sun.	W-B/SCRANTON	21	Fri.	@ Syracuse
11	Fri.	SYRACUSE	20	Fri.	@ Milwaukee	22	Sat.	@ Rochester
12	Sat.	SYRACUSE	21	Sat.	@ Rockford	26	Wed.	@ Toronto
18	Fri.	@ Rochester	28	Sat.	CHARLOTTE	28	Fri.	BELLEVILLE
19	Sat.	@ Toronto	30	Mon.	CHARLOTTE	29	Sat.	BELLEVILLE
20	Sun.	@ Toronto	31	Tue.	@ Toronto			
25	Fri.	ROCKFORD				MAR	DAY	OPPONENT
26	Sat.	ROCKFORD				5	Thu.	LAVAL
			3	Fri.	MILWAUKEE	7	Sat.	LAVAL
NOV	DAY	OPPONENT	4	Sat.	MILWAUKEE	10	Tue.	@ Charlotte
1	Fri.	CHARLOTTE	10	Fri.	@ Binghamton	11	Wed.	@ Charlotte
3	Sun.	CHARLOTTE	11	Sat.	@ Hershey	15	Sun.	ROCHESTER
6	Wed.	@ Grand Rapids	12	Sun.	@ Lehigh Valley	18	Wed.	@ W-B/Scranton
8	Fri.	LAVAL	15	Wed.	@ Binghamton	20	Fri.	@ W-B/Scranton
9	Sat.	LAVAL	17	Fri.	@ Rochester	21	Sat.	@ Lehigh Valley
12	Tue.	GRAND RAPIDS	18	Sat.	@ Utica	24	Tue.	@ Chicago
15	Fri.	@ Rochester	22	Wed.	ROCHESTER	25	Wed.	@ Milwaukee
16	Sat.	@ Syracuse	24	Fri.	TORONTO	28	Sat.	LEHIGH VALLEY
21	Thu.	CHICAGO	25	Sat.	TORONTO	29	Sun.	LEHIGH VALLEY
23	Sat.	CHICAGO	31	Fri.	UTICA	31	Tue.	HERSHEY
26	Tue.	@ Charlotte						
27	Wed.	@ Charlotte						
30	Sat.	ROCHESTER						
			FEB	DAY	OPPONENT	APR	DAY	OPPONENT
			1	Sat.	UTICA	2	Thu.	HERSHEY
			5	Wed.	ROCHESTER	3	Fri.	TORONTO
			7	Fri.	BINGHAMTON	5	Sun.	TORONTO
			9	Sun.	BINGHAMTON	10	Fri.	@ Utica
			11	Tue.	GRAND RAPIDS	11	Sat.	@ Hershey
			14	Fri.	@ Grand Rapids			
			15	Sat.	@ Rockford			

2018-19 AHL STANDINGS

EASTERN CONFERENCE

ATLANTIC	GP	W	L	OTL	SOL	GF	GA	PTS
Charlotte *	76	51	17	7	1	255	189	110
Bridgeport	76	43	24	6	3	233	228	95
Hershey	76	43	25	4	4	211	215	94
Providence	76	38	27	8	3	228	212	87
Lehigh Valley	76	39	30	4	3	240	244	85
W-B/Scranton	76	36	30	7	3	232	228	82
Springfield	76	33	29	9	5	250	241	80
Hartford	76	29	36	7	4	209	266	69
NORTH	GP	W	L	OTL	SOL	GF	GA	PTS
Syracuse	76	47	21	4	4	264	187	102
Rochester	76	46	23	5	2	254	218	99
Toronto	76	39	24	9	4	248	243	91
Cleveland	76	37	29	8	2	232	234	84
Belleville	76	37	31	3	5	228	228	82
Utica	76	34	34	6	2	224	257	76
Laval	76	30	34	6	6	195	231	72
Binghamton	76	28	41	7	0	201	278	63

WESTERN CONFERENCE

CENTRAL	GP	W	L	OTL	SOL	GF	GA	PTS
Chicago	76	44	22	6	4	250	199	98
Milwaukee	76	36	24	14	2	217	207	88
Iowa	76	37	26	8	5	242	230	87
Grand Rapids	76	38	27	7	4	217	222	87
Manitoba	76	39	30	5	2	197	219	85
Texas	76	37	31	4	4	238	231	82
Rockford	76	35	31	4	6	184	214	80
San Antonio	76	31	38	6	1	196	244	69
PACIFIC	GP	W	L	OTL	SOL	GF	GA	PTS
Bakersfield	68	42	21	3	2	242	182	89
San Jose	68	39	22	3	4	227	197	85
San Diego	68	36	24	5	3	239	221	80
Colorado	68	36	27	4	1	191	205	77
Tucson	68	34	26	5	3	206	202	76
Stockton	68	31	31	4	2	235	252	68
Ontario	68	25	33	6	4	213	274	60

* Won Calder Cup



AHL AFFILIATE

2018-19 FINAL STATISTICS - CLEVELAND MONSTERS

No.	Player		Pos	GP	G	A	P	+/-	PIM	PP	SH	GW	OT	S	S%
28	Zac Dalpe	CLE	C	55	33	22	55	17	43	10	2	3	1	203	16.3%
55	Mark Letestu	CLE	C	64	21	29	50	2	16	5	1	7	3	153	13.7%
2	Adam Clendening +	CLE	D	45	4	33	37	18	98	1	0	1	0	114	3.5%
3	Tommy Cross	CLE	D	73	7	27	34	-13	71	3	0	1	0	154	4.5%
90	Nathan Gerbe	CLE	LW	41	10	22	32	-1	40	4	1	1	0	121	8.3%
57	Paul Bittner	CLE	LW	50	9	22	31	9	21	2	0	1	0	115	7.8%
25	Alex Broadhurst	CLE	C	51	8	22	30	-6	12	3	0	1	0	85	9.4%
88	Kole Sherwood *	CLE	RW	56	16	9	25	1	71	3	0	1	1	138	11.6%
82	Kevin Stenlund	CLE	C	59	15	10	25	-17	12	0	0	4	1	134	11.2%
20	Justin Scott	CLE	C	67	13	11	24	4	61	1	1	1	0	179	7.3%
19	Eric Robinson *+	CLE	LW	45	12	12	24	3	15	2	0	2	0	90	13.3%
22	Sonny Milano	CLE	LW	27	11	13	24	-14	22	2	0	0	0	71	15.5%
72	Ryan MacInnis	CLE	C	71	4	20	24	2	39	0	0	0	0	115	3.5%
11	Vitaly Abramov *+	CLE	RW	52	12	10	22	-2	28	2	0	2	0	119	10.1%
26	Doyle Somerby	CLE	D	66	8	12	20	15	37	0	0	1	0	66	12.1%
21	Sam Vigneault	CLE	C	61	4	16	20	-3	32	1	1	1	0	48	8.3%
18	Dillon Simpson	CLE	D	75	3	14	17	-3	16	0	0	0	0	99	3.0%
10	Dan DeSalvo	CLE	C	50	5	11	16	-15	20	3	0	0	0	104	4.8%
38	Nikita Korostelev *	CLE	RW	31	3	10	13	-6	4	1	0	1	0	47	6.4%
53	Gabriel Carlsson	CLE	D	67	2	10	12	1	14	0	0	0	0	68	2.9%
23	Derek Barach *	CLE	C	15	7	4	11	6	6	1	0	1	0	34	20.6%
6	Ryan Collins	CLE	D	60	3	6	9	-3	32	0	0	0	0	80	3.8%
13	Alexandre Texier *+	CLE	C	7	5	2	7	6	4	1	0	2	0	20	25.0%
24	Michael Prapavessis	CLE	D	26	1	5	6	-3	6	0	0	0	0	19	5.3%
41	Maxime Fortier *+	CLE	RW	20	1	4	5	-2	2	0	0	0	0	23	4.3%
40	Garret Cockerill	CLE	D	16	0	5	5	2	6	0	0	0	0	18	0.0%
16	Miles Koules	CLE	RW	19	4	0	4	-6	6	0	0	0	0	23	17.4%
44	Brett Gallant	CLE	LW	38	2	2	4	-3	65	0	0	0	0	25	8.0%
27	Calvin Thurkauf	CLE	C	26	2	0	2	-4	24	0	0	0	0	28	7.1%
13	Dean Kukan *+	CLE	D	5	1	1	2	0	0	1	0	1	0	14	7.1%
4	Blake Siebenaler +	CLE	D	17	1	1	2	-11	6	0	0	0	0	22	4.5%
5	Justin Wade *+	CLE	D	8	0	1	1	-4	10	0	0	0	0	4	0.0%
35	Jean-Francois Berube	CLE	G	43	0	1	1	0	4	0	0	0	0	0	0.0%
16	Kayle Doetzel (total) +	STK	D	1	0	0	0	0	12	0	0	0	0	0	0.0%
		CLE	D	1	0	0	0	1	2	0	0	0	0	0	0.0%
		TOT	D	2	0	0	0	1	14	0	0	0	0	1	0.0%
45	Greg Wolfe (total) +	BNG	C	2	0	0	0	0	0	0	0	0	0	1	0.0%
		CLE	C	4	0	0	0	2	0	0	0	0	0	6	0.0%
		TOT	C	6	0	0	0	2	0	0	0	0	0	7	0.0%
80	Matiss Kivlenieks	CLE	G	14	0	0	0	0	0	0	0	0	0	0	0.0%
39	Brad Thiessen	CLE	G	26	0	0	0	0	0	0	0	0	0	0	0.0%
	TOTALS			76	232	367	594	-27	865	46	6	32	6	2545	8.9%
NO.	GOALTENDER	GP	MIN	W	L	OT	SO	SA	SV	SV%	GA	GAA			
39	Brad Thiessen	26	1,400:31	12	8	4	2	632	577	.913	55	2.36			
35	Jean-Francois Berube	43	2,472:16	21	17	5	0	1,188	1,064	.896	124	3.01			
80	Matiss Kivlenieks	14	710:54	4	4	1	1	347	303	.873	44	3.71			
	Totals	76	4,632:27	37	29	10	3	2,176	1,944	.893	232	3.00			

+ Inactive * Rookie

2018-19 SEASON IN REVIEW





FINAL NHL STANDINGS

EASTERN CONFERENCE

ATLANTIC	GP	W	L	OT	ROW	GF	GA	PTS
Tampa Bay	82	62	16	4	56	325	222	128
Boston	82	49	24	9	47	259	215	107
Toronto	82	46	28	8	46	286	251	100
Montreal	82	44	30	8	41	249	236	96
Florida	82	36	32	14	33	267	280	86
Buffalo	82	33	39	10	28	226	271	76
Detroit	82	32	40	10	29	227	277	74
Ottawa	82	29	47	6	29	242	302	64

METROPOLITAN	GP	W	L	OT	ROW	GF	GA	PTS
Washington	82	48	26	8	44	278	249	104
NY Islanders	82	48	27	7	43	228	196	103
Pittsburgh	82	44	26	12	42	273	241	100
Carolina	82	46	29	7	44	245	223	99
Columbus	82	47	31	4	45	258	232	98
Philadelphia	82	37	37	8	34	244	281	82
NY Rangers	82	32	36	14	26	227	272	78
New Jersey	82	31	41	10	28	222	275	72

WESTERN CONFERENCE

CENTRAL	GP	W	L	OT	ROW	GF	GA	PTS
Nashville	82	47	29	6	43	240	214	100
Winnipeg	82	47	30	5	45	272	244	99
St. Louis	82	45	28	9	42	247	223	99
Dallas	82	43	32	7	42	210	202	93
Colorado	82	38	30	14	36	260	246	90
Chicago	82	36	34	12	33	270	292	84
Minnesota	82	37	36	9	36	211	237	83

PACIFIC	GP	W	L	OT	ROW	GF	GA	PTS
Calgary	82	50	25	7	50	289	227	107
San Jose	82	46	27	9	46	289	261	101
Vegas	82	43	32	7	40	249	230	93
Arizona	82	39	35	8	35	213	223	86
Vancouver	82	35	36	11	29	225	254	81
Anaheim	82	35	37	10	32	199	251	80
Edmonton	82	35	38	9	32	232	274	79
Los Angeles	82	31	42	9	28	202	263	71

2019 STANLEY CUP PLAYOFF RESULTS

EASTERN CONFERENCE QUARTERFINALS

Columbus defeated Tampa Bay, 4-0

Boston defeated Toronto, 4-3

Carolina defeated Washington, 4-3

NY Islanders defeated Pittsburgh, 4-0

WESTERN CONFERENCE QUARTERFINALS

Dallas defeated Nashville, 4-2

St. Louis defeated Winnipeg, 4-2

Colorado defeated Calgary 4-1

San Jose defeated Vegas, 4-3

EASTERN CONFERENCE SEMIFINALS

Boston defeated Columbus, 4-2

Carolina defeated NY Islanders, 4-0

WESTERN CONFERENCE SEMIFINALS

St. Louis defeated Dallas, 4-3

San Jose defeated Colorado, 4-3

EASTERN CONFERENCE FINALS

Boston defeated Carolina, 4-0

WESTERN CONFERENCE FINALS

St. Louis defeated San Jose, 4-2

STANLEY CUP FINAL

St. Louis defeated Boston, 4-3

2018-19 NHL AWARDS

STANLEY CUP

St. Louis Blues

PRESIDENTS' TROPHY

Tampa Bay Lightning

PRINCE OF WALES TROPHY

Boston Bruins

CLARENCE S. CAMPBELL BOWL

St. Louis Blues

CONN SMYTHE TROPHY

Ryan O'Reilly

St. Louis Blues

ART ROSS TROPHY

(Scoring leader)

Nikita Kucherov

Tampa Bay Lightning

MAURICE RICHARD TROPHY

(Goal-scoring leader)

Alex Ovechkin

Washington Capitals

WILLIAM M. JENNINGS TROPHY

(Goalkeeper(s) for team allowing fewest goals)

Thomas Greiss, Robin Lehner

New York Islanders

HART MEMORIAL TROPHY

(Most valuable player)

Nikita Kucherov

Tampa Bay Lightning

TED LINDSAY AWARD

(Most outstanding player as voted on by fellow

NHLPA members)

Nikita Kucherov

Tampa Bay Lightning

VEZINA TROPHY

(Outstanding goaltender)

Andrei Vasilevskiy

Tampa Bay Lightning

CALDER MEMORIAL TROPHY

(Outstanding first year player)

Elias Pettersson

Vancouver Canucks

FRANK J. SELKE TROPHY

(Outstanding defensive forward)

Ryan O'Reilly

St. Louis Blues

JAMES NORRIS MEMORIAL TROPHY

(Outstanding defenseman)

Mark Giordano

Calgary Flames

KING CLANCY MEMORIAL TROPHY

(Humanitarian contribution to hockey)

Jason Zucker

Minnesota Wild

MESSIER LEADERSHIP AWARD

Wayne Simmonds

Nashville Predators

BILL MASTERTON MEMORIAL TROPHY

(Persuance, sportsmanship and dedication to

hockey)

Robin Lehner

New York Islanders

LADY BYNG MEMORIAL TROPHY

(Sportsmanship and gentlemanly conduct)

Aleksander Barkov

Florida Panthers

JACK ADAMS AWARD

(Outstanding coach)

Barry Trotz

New York Islanders

GENERAL MANAGER OF THE YEAR

Don Sweeney

Boston Bruins

WILIE O'REE COMMUNITY HERO AWARD

Rico Phillips

Flint Inner City Youth Program

NHL FIRST ALL-STAR TEAM

Pos.	Name	Team
LW	Alex Ovechkin	Washington Capitals
C	Connor McDavid	Edmonton Oilers
RW	Nikita Kucherov	Tampa Bay Lightning
D	Mark Giordano	Calgary Flames
D	Brent Burns	San Jose Sharks
G	Andrei Vasilevskiy	Tampa Bay Lightning

NHL SECOND ALL-STAR TEAM

Pos.	Name	Team
LW	Brad Marchand	Boston Bruins
C	Sidney Crosby	Pittsburgh Penguins
RW	Patrick Kane	Chicago Blackhawks
D	John Carlson	Washington Capitals
D	Victor Hedman	Tampa Bay Lightning
G	Ben Bishop	Dallas Stars

NHL ALL-ROOKIE TEAM

Pos.	Name	Team
F	Anthony Cirelli	Tampa Bay Lightning
F	Elias Pettersson	Vancouver Canucks
F	Brady Tkachuk	Ottawa Senators
D	Rasmus Dahlin	Buffalo Sabres
D	Miro Heiskanen	Dallas Stars
G	Jordan Binnington	St. Louis Blues

INDIVIDUAL LEADERS



2018-19 NHL LEADERS

INDIVIDUAL SCORING LEADERS

RK	PLAYER	TEAM	GP	TOI/G	G	A	PTS	+/-	PIM	PP	SHG	GW	S	S%
1	Nikita Kucherov	TBL	82	19:57	41	87	128	24	62	15	0	8	246	16.7
2	Connor McDavid	EDM	78	22:50	41	75	116	3	20	9	1	9	240	17.1
3	Patrick Kane	CHI	81	22:29	44	66	110	2	22	9	0	7	341	12.9
4	Leon Draisaitl	EDM	82	22:35	50	55	105	2	52	16	3	5	231	21.6
5	Brad Marchand	BOS	79	19:37	36	64	100	15	96	10	3	9	231	15.6
	Sidney Crosby	PIT	79	20:59	35	65	100	18	36	12	0	3	220	15.9
7	Nathan MacKinnon	COL	82	22:05	41	58	99	20	34	12	0	6	365	11.2
	Johnny Gaudreau	CGY	82	20:04	36	63	99	18	24	6	0	8	245	14.7
9	Steven Stamkos	TBL	82	18:18	45	53	98	4	37	19	2	6	234	19.2
10	Aleksander Barkov	FLA	82	22:21	35	61	96	-3	8	13	0	5	206	17.0
11	Mitchell Marner	TOR	82	19:49	26	68	94	22	22	3	1	5	233	11.2
12	Brayden Point	TBL	79	18:55	41	51	92	27	28	20	0	7	191	21.5
	Jonathan Huberdeau	FLA	82	18:51	30	62	92	-14	40	11	0	5	226	13.3
14	Blake Wheeler	WPG	82	20:42	20	71	91	0	60	2	2	3	231	8.7
15	Alex Ovechkin	WSH	81	20:55	51	38	89	7	40	18	0	5	338	15.1
16	John Tavares	TOR	82	19:05	47	41	88	19	34	10	0	8	286	16.4
17	Mikko Rantanen	COL	74	20:50	31	56	87	13	54	16	0	4	193	16.1
	Artemi Panarin	CBJ	79	19:51	28	59	87	14	23	6	0	8	191	14.7
19	Claude Giroux	PHI	82	21:27	22	63	85	9	24	2	1	4	229	9.6
20	Mark Scheifele	WPG	82	21:51	38	46	84	8	38	12	0	6	199	19.1
21	Sebastian Aho	CAR	82	20:09	30	53	83	25	26	3	4	7	243	12.3
	Brent Burns	SJS	82	25:05	16	67	83	13	34	7	1	6	300	5.3
23	Sean Monahan	CGY	78	19:03	34	48	82	7	12	12	0	5	211	16.1
	Jack Eichel	BUF	77	20:26	28	54	82	-11	26	8	0	2	303	9.2
	Phil Kessel	PIT	82	17:58	27	55	82	-19	28	12	0	10	215	12.6

DEFENSEMEN SCORING LEADERS

RK	PLAYER	TEAM	GP	TOI/G	G	A	PTS	+/-	PIM	PP	SHG	GW	S	S%
1	Brent Burns	SJS	82	25:05	16	67	83	13	34	7	1	6	300	5.3
2	Mark Giordano	CGY	78	24:14	17	57	74	39	69	3	4	2	221	7.7
3	Morgan Rielly	TOR	82	23:07	20	52	72	24	14	3	0	5	223	9.0
4	John Carlson	WSH	80	25:03	13	57	70	21	34	3	0	1	185	7.0
5	Keith Yandle	FLA	82	22:26	9	53	62	-17	50	7	0	2	199	4.5
6	Erik Gustafsson	CHI	79	22:35	17	43	60	-6	34	4	0	3	160	10.6
7	Tyson Barrie	COL	78	21:46	14	45	59	-3	36	2	0	2	218	6.4
8	Kris Letang	PIT	65	25:57	16	40	56	13	48	2	1	3	206	7.8
	Roman Josi	NSH	82	25:09	15	41	56	9	42	2	0	4	274	5.5
10	Thomas Chabot	OTT	70	24:17	14	41	55	-12	32	1	1	2	185	7.6
11	Victor Hedman	TBL	70	22:46	12	42	54	24	44	2	0	4	182	6.6
12	Torey Krug	BOS	64	21:18	6	47	53	-2	33	2	0	2	151	4.0
13	Jacob Trouba	WPG	82	22:52	8	42	50	8	58	3	1	1	162	4.9
14	Ryan Suter	MIN	82	26:41	7	40	47	-8	41	3	1	2	136	5.1
15	Jeff Petry	MTL	82	23:07	13	33	46	-5	28	3	0	4	172	7.6
	Ryan McDonagh	TBL	82	22:05	9	37	46	38	34	0	0	1	128	7.0
	Seth Jones	CBJ	75	25:49	9	37	46	1	28	0	0	4	184	4.9
18	John Klingberg	DAL	64	24:31	10	35	45	6	12	5	0	5	153	6.5
	Drew Doughty	LAK	82	26:35	8	37	45	-34	44	7	0	1	154	5.2
	Erik Karlsson	SJS	53	24:29	3	42	45	6	22	2	0	1	169	1.8
21	Oliver Ekman-Larsson	ARI	81	23:38	14	30	44	-16	52	5	1	2	176	8.0
	Zach Werenski	CBJ	82	22:53	11	33	44	-12	18	2	0	1	168	6.5
	Rasmus Dahlin *	BUF	82	21:09	9	35	44	-13	34	5	0	4	177	5.1
	Mattias Ekholm	NSH	80	23:21	8	36	44	27	47	2	0	3	146	5.5
25	Jared Spurgeon	MIN	82	24:08	14	29	43	-1	20	4	0	0	152	9.2
	Rasmus Ristolainen	BUF	78	24:38	5	38	43	-41	38	1	0	2	182	2.7

* = Rookie



INDIVIDUAL LEADERS

GOALS

RK	PLAYER	TEAM	GP	G
1	Alex Ovechkin	WSH	81	51
2	Leon Draisaitl	EDM	82	50
3	John Tavares	TOR	82	47
4	Steven Stamkos	TBL	82	45
5	Patrick Kane	CHI	81	44
6	Nikita Kucherov	TBL	82	41
12	Connor McDavid	EDM	78	41
	Nathan MacKinnon	COL	82	41
	Brayden Point	TBL	79	41
	Alex DeBrincat	CHI	82	41
	Cam Atkinson	CBJ	80	41
	Jake Guentzel	PIT	82	40
	Jeff Skinner	BUF	82	40

ASSISTS

RK	PLAYER	TEAM	GP	A
1	Nikita Kucherov	TBL	82	87
2	Connor McDavid	EDM	78	75
3	Blake Wheeler	WPG	82	71
4	Mitchell Marner	TOR	82	68
5	Brent Burns	SJS	82	67
6	Patrick Kane	CHI	81	66
7	Sidney Crosby	PIT	79	65
8	Brad Marchand	BOS	79	64
9	Johnny Gaudreau	CGY	82	63
	Claude Giroux	PHI	82	63
11	Jonathan Huberdeau	FLA	82	62
12	Aleksander Barkov	FLA	82	61
13	Artemi Panarin	CBJ	79	59
14	Nathan MacKinnon	COL	82	58

+/- RATING

RK	PLAYER	TEAM	GP	+/-
1	Mark Giordano	CGY	78	39
2	Ryan McDonagh	TBL	82	38
3	Brett Pesce	CAR	73	35
4	Mikael Backlund	CGY	77	34
5	Brian Dumoulin	PIT	76	31
6	Ron Hainsey	TOR	81	30
7	Elias Lindholm	CGY	81	30
8	Teuvo Teravainen	CAR	82	30
9	TJ Brodie	CGY	79	29
10	Mattias Ekholm	NSH	80	27
11	Brayden Point	TBL	79	27
12	Nick Bonino	NSH	81	27

POWER PLAY GOALS

RK	PLAYER	TEAM	GP	PPG
1	Brayden Point	TBL	79	20
2	Steven Stamkos	TBL	82	19
3	Alex Ovechkin	WSH	81	18
4	Mike Hoffman	FLA	82	17
	David Pastrnak	BOS	66	17
6	Mikko Rantanen	COL	74	16
	Leon Draisaitl	EDM	82	16
8	Nikita Kucherov	TBL	82	15
	Patrik Laine	WPG	82	15
10	Aleksander Barkov	FLA	82	13
	Alex DeBrincat	CHI	82	13

POWER PLAY ASSISTS

RK	PLAYER	TEAM	GP	PPA
1	Nikita Kucherov	TBL	82	33
2	Keith Yandle	FLA	82	32
3	Blake Wheeler	WPG	82	31
4	John Carlson	WSH	80	30
5	Torey Krug	BOS	64	28
6	Nathan MacKinnon	COL	82	25
7	Phil Kessel	PIT	82	24
	Brad Marchand	BOS	79	24
	Connor McDavid	EDM	78	24
10	Jonathan Huberdeau	FLA	82	23
	Victor Hedman	TBL	70	23
	Tyson Barrie	COL	78	23

POWER PLAY POINTS

RK	PLAYER	TEAM	GP	PPP
1	Nikita Kucherov	TBL	82	48
2	Steven Stamkos	TBL	82	40
3	Keith Yandle	FLA	82	39
4	Nathan MacKinnon	COL	82	37
5	Phil Kessel	PIT	82	36
6	Brayden Point	TBL	79	35
	Mike Hoffman	FLA	82	35
8	Jonathan Huberdeau	FLA	82	34
	Brad Marchand	BOS	79	34
10	David Pastrnak	BOS	66	33
	Mikko Rantanen	COL	74	33
	Connor McDavid	EDM	78	33
	John Carlson	WSH	80	33
	Blake Wheeler	WPG	82	33

SHORTHANDED GOALS

RK	PLAYER	TEAM	GP	SHG
1	Michael Grabner	ARI	41	6
2	Mark Jankowski	CGY	79	5
	Anthony Cirelli *	TBL	82	5
4	Patrice Bergeron	BOS	65	4
	Mark Giordano	CGY	78	4
	Sebastian Aho	CAR	82	4
	Cam Atkinson	CBJ	80	4
	Jared McCann	PIT	78	4

SHORTHANDED ASSISTS

RK	PLAYER	TEAM	GP	SHA
1	Brad Marchand	BOS	79	4
	Brent Burns	SJS	82	4
	Teuvo Teravainen	CAR	82	4
	Derek Ryan	CGY	81	4
	Andy Greene	NJD	82	4
	Brian Dumoulin	PIT	76	4

SHORTHANDED POINTS

RK	PLAYER	TEAM	GP	SHP
1	Michael Grabner	ARI	41	9
2	Mark Jankowski	CGY	79	8
3	Patrice Bergeron	BOS	65	7
	Brad Marchand	BOS	79	7
5	Anthony Cirelli *	TBL	82	6
	Mark Giordano	CGY	78	6
	Brad Richardson	ARI	66	6
8	Sebastian Aho	CAR	82	5
	Blake Coleman	NJD	78	5
	Vladislav Namestnikov	NYR	78	5
	Brent Burns	SJS	82	5
	Teuvo Teravainen	CAR	82	5

GAME-WINNING GOALS

RK	PLAYER	TEAM	GP	G
1	Phil Kessel	PIT	82	10
2	Brad Marchand	BOS	79	9
	Connor McDavid	EDM	78	9
	Gabriel Landeskog	COL	73	9
5	Nikita Kucherov	TBL	82	8
	Tyler Seguin	DAL	82	8
	Johnny Gaudreau	CGY	82	8
	John Tavares	TOR	82	8
	Cam Atkinson	CBJ	80	8
	Artemi Panarin	CBJ	79	8

SHOTS

RK	PLAYER	TEAM	GP	S
1	Nathan MacKinnon	COL	82	365
2	Patrick Kane	CHI	81	341
3	Alex Ovechkin	WSH	81	338
4	Tyler Seguin	DAL	82	334
5	Jack Eichel	BUF	77	303
6	Brendan Gallagher	MTL	82	302
7	Brent Burns	SJS	82	300
8	Cam Atkinson	CBJ	80	295
9	Dylan Larkin	DET	76	287
10	John Tavares	TOR	82	286
11	Jonathan Marchessault	VGK	82	278
12	Vladimir Tarasenko	STL	76	275
13	Roman Josi	NSH	82	274
14	Jeff Skinner	BUF	82	268
	Evander Kane	SJS	75	268

SHOOTING PERCENTAGE

RK	PLAYER	TEAM	GP	G	S	S%
1	Leon Draisaitl	EDM	81	49	228	21.5
	Brayden Point	TBL	79	41	191	21.5
3	David Perron	STL	57	23	112	20.5
4	Joe Pavelski	SJS	74	38	186	20.4
5	Tomas Hertl	SJS	76	35	176	19.9
6	Elias Pettersson *	VAN	71	28	144	19.4
7	Steven Stamkos	TBL	82	45	234	19.2
8	Mark Scheifele	WPG	81	37	196	18.9
9	Alex DeBrincat	CHI	82	41	220	18.6
10	Cody Eakin	VGK	78	22	120	18.3
11	Casey Cizikas	NYI	73	20	111	18.0
	Matt Duchene	CBJ	73	31	172	18.0
13	Alex Chiasson	EDM	73	22	123	17.9
14	Tyler Johnson	TBL	80	29	163	17.8
15	Joe Thornton	SJS	72	16	90	17.8

* = Rookie

INDIVIDUAL ROOKIE LEADERS



2018-19 NHL ROOKIE LEADERS

INDIVIDUAL SCORING LEADERS

RK	PLAYER	TEAM	GP	TOI/G	G	A	PTS	+/-	PIM	PP	SHG	GW	S	S%
1	Elias Pettersson	VAN	71	18:13	28	38	66	3	12	10	0	7	144	19.4
2	Brady Tkachuk	OTT	71	16:01	22	23	45	-10	75	4	0	3	214	10.3
3	Rasmus Dahlin	BUF	82	21:09	9	35	44	-13	34	5	0	4	177	5.1
4	Andreas Johnsson	TOR	73	13:40	20	23	43	14	32	3	0	3	130	15.4
5	Colin White	OTT	71	16:11	14	27	41	-24	24	5	0	2	123	11.4
6	Anthony Cirelli	TBL	82	14:50	19	20	39	25	34	0	5	5	123	15.4
7	Andrei Svechnikov	CAR	82	14:38	20	17	37	0	62	0	0	3	189	10.6
8	Dominik Kahun	CHI	82	14:09	13	24	37	10	6	1	0	2	137	9.5
9	Jesper Kotkaniemi	MTL	79	13:44	11	23	34	1	26	1	0	2	134	8.2
10	Oskar Lindblom	PHI	81	13:44	17	16	33	-9	20	2	0	2	162	10.5
11	Miro Heiskanen	DAL	82	23:06	12	21	33	-14	16	2	0	4	182	6.6
12	Robert Thomas	STL	70	13:04	9	24	33	-2	14	3	0	0	80	11.3
13	Mathieu Joseph	TBL	70	11:21	13	13	26	5	26	0	0	1	95	13.7
14	Casey Mittelstadt	BUF	77	13:27	12	13	25	-19	10	3	0	1	118	10.2
15	Ryan Donato	MIN	56	13:41	10	15	25	-15	6	3	0	1	139	7.2
16	Marcus Pettersson	PIT	84	16:40	2	23	25	17	66	1	0	0	87	2.3
17	Jordan Greenway	MIN	81	13:37	12	12	24	-12	29	0	0	0	109	11.0
18	Filip Chytil	NYR	75	13:47	11	12	23	-22	8	3	0	2	133	8.3
19	Brett Howden	NYR	66	14:56	6	17	23	-16	14	0	0	1	74	8.1
20	Filip Hronek	DET	46	19:57	5	18	23	-10	30	1	0	0	73	6.8

GOALS

RK	PLAYER	TEAM	GP	G
1	Elias Pettersson	VAN	71	28
2	Brady Tkachuk	OTT	71	22
3	Andreas Johnsson	TOR	73	20
	Andrei Svechnikov	CAR	82	20
5	Anthony Cirelli	TBL	82	19
6	Oskar Lindblom	PHI	81	17
7	Colin White	OTT	71	14
8	Dominik Kahun	CHI	82	13
	Mathieu Joseph	TBL	70	13
	Conor Garland	ARI	47	13
11	Five Players			12

ASSISTS

RK	PLAYER	TEAM	GP	A
1	Elias Pettersson	VAN	71	38
2	Rasmus Dahlin	BUF	82	35
3	Colin White	OTT	71	27
4	Dominik Kahun	CHI	82	24
	Robert Thomas	STL	70	24
6	Brady Tkachuk	OTT	71	23
	Andreas Johnsson	TOR	73	23
	Jesper Kotkaniemi	MTL	79	23
	Marcus Pettersson	PIT	84	23
10	Miro Heiskanen	DAL	82	21
11	Anthony Cirelli	TBL	82	20
12	Filip Hronek	DET	46	18
13	Three Players	CAR	82	17

+/- RATING

RK	PLAYER	TEAM	GP	+/-
1	Anthony Cirelli	TBL	82	25
	Erik Cernak	TBL	58	25
3	Marcus Pettersson	PIT	84	17
	Rasmus Andersson	CGY	79	17
5	Andreas Johnsson	TOR	73	14
6	Zach Aston-Reese	PIT	43	12
7	Andrew Mangiapane	CGY	44	11
8	Dominik Kahun	CHI	82	10
9	Carl Dahlstrom	CHI	38	9
	Mason Appleton	WPG	36	9
11	Troy Terry	ANA	32	8
12	Devon Toews	NYI	48	7
	Radim Simek	SJS	41	7
	Teddy Blueger	PIT	28	7

POWER PLAY GOALS

RK	PLAYER	TEAM	GP	PPG
1	Elias Pettersson	VAN	71	10
2	Rasmus Dahlin	BUF	82	5
	Colin White	OTT	71	5
4	Brady Tkachuk	OTT	71	4
	Dennis Cholowski	DET	52	4
	Maxime Lajoie	OTT	56	4
	Conor Garland	ARI	47	4
	Michael Rasmussen	DET	62	4

POWER PLAY ASSISTS

RK	PLAYER	TEAM	GP	PPA
1	Rasmus Dahlin	BUF	82	15
2	Elias Pettersson	VAN	71	12
3	Casey Mittelstadt	BUF	77	7
4	Brady Tkachuk	OTT	71	6
	Miro Heiskanen	DAL	82	6
6	Dennis Cholowski	DET	52	5
	Ryan Donato	MIN	56	5
	Andrei Svechnikov	CAR	82	5

POWER PLAY POINTS

RK	PLAYER	TEAM	GP	PPP
1	Elias Pettersson	VAN	71	22
2	Rasmus Dahlin	BUF	82	20
3	Brady Tkachuk	OTT	71	10
	Casey Mittelstadt	BUF	77	10
5	Dennis Cholowski	DET	52	9
6	Colin White	OTT	71	8
	Maxime Lajoie	OTT	56	8
	Ryan Donato	MIN	56	8
	Miro Heiskanen	DAL	82	8
10	Robert Thomas	STL	70	7
	Filip Chytil	NYR	75	7
	Henrik Borgstrom	FLA	50	7

SHORTHANDED GOALS

RK	PLAYER	TEAM	GP	SHG
1	Anthony Cirelli	TBL	82	5
2	Ten Players			1

SHORTHANDED ASSISTS

RK	PLAYER	TEAM	GP	SHA
1	Teddy Blueger	PIT	28	2
	Mathieu Joseph	TBL	70	2
3	Six Players			1

SHORTHANDED POINTS

RK	PLAYER	TEAM	GP	SHP
1	Anthony Cirelli	TBL	82	6
2	Teddy Blueger	PIT	28	3
3	Mathieu Joseph	TBL	70	2

GAME-WINNING GOALS

RK	PLAYER	TEAM	GP	G
1	Elias Pettersson	VAN	71	7
2	Anthony Cirelli	TBL	82	5
3	Miro Heiskanen	DAL	82	4
	Rasmus Dahlin	BUF	82	4
5	Five Players			3

SHOTS

RK	PLAYER	TEAM	GP	S
1	Brady Tkachuk	OTT	71	214
2	Andrei Svechnikov	CAR	82	189
3	Miro Heiskanen	DAL	82	182
4	Rasmus Dahlin	BUF	82	177
5	Oskar Lindblom	PHI	81	162

SHOOTING PERCENTAGE

RK	PLAYER	TEAM	GP	G	S	S%
1	Elias Pettersson	VAN	71	28	144	19.4
2	Anthony Cirelli	TBL	82	19	123	15.4
	Andreas Johnsson	TOR	73	20	130	15.4
4	Mathieu Joseph	TBL	70	13	95	13.7
5	Colin White	OTT	71	14	123	11.4



GOALTENDING LEADERS

GOALS-AGAINST AVERAGE +

RK	PLAYER	TEAM	GP	MIN	GA	GAA	W	L	OT
1	Jordan Binnington *	STL	32	1,876:25	59	1.89	24	5	1
2	Ben Bishop	DAL	46	2,637:18	87	1.98	27	15	2
3	Robin Lehner	NYI	46	2,615:49	93	2.13	25	13	5
4	Thomas Greiss	NYI	43	2,293:42	87	2.28	23	14	2
5	Jack Campbell	LAK	31	1,592:46	61	2.30	10	14	1
6	Darcy Kuemper	ARI	55	3,251:15	126	2.33	27	20	8
7	Jaroslav Halak	BOS	40	2,308:07	90	2.34	22	11	4
8	Petr Mrazek	CAR	40	2,386:51	95	2.39	23	14	3
9	Andrei Vasilevskiy	TBL	53	3,203:45	128	2.40	39	10	4
10	Pekka Rinne	NSH	56	3,219:44	130	2.42	30	19	4
11	Tuukka Rask	BOS	46	2,635:09	109	2.48	27	13	5
12	Carey Price	MTL	66	3,880:15	161	2.49	35	24	6
13	Marc-Andre Fleury	VGK	61	3,635:08	152	2.51	35	21	5
14	Devan Dubnyk	MIN	67	3,855:16	163	2.54	31	28	6
15	Anton Khudobin	DAL	41	2,219:30	95	2.57	16	17	5

WINS

RK	PLAYER	TEAM	GP	MIN	W	L	OT
1	Andrei Vasilevskiy	TBL	53	3,203:45	39	10	4
2	Sergei Bobrovsky	CBJ	62	3,556:40	37	24	1
3	Martin Jones	SJS	62	3,597:13	36	19	5
	Frederik Andersen	TOR	60	3,510:15	36	16	7
5	Carey Price	MTL	66	3,880:15	35	24	6
	Marc-Andre Fleury	VGK	61	3,635:08	35	21	5
7	Connor Hellebuyck	WPG	63	3,704:06	34	23	3
8	Braden Holtby	WSH	59	3,406:34	32	19	5
9	Devan Dubnyk	MIN	67	3,855:16	31	28	6
10	Pekka Rinne	NSH	56	3,219:44	30	19	4
11	Matt Murray	PIT	50	2,880:14	29	14	6
12	Jacob Markstrom	VAN	60	3,599:01	28	23	9
13	David Rittich	CGY	45	2,503:20	27	9	5
	Ben Bishop	DAL	46	2,637:18	27	15	2
	Darcy Kuemper	ARI	55	3,251:15	27	20	8
	Tuukka Rask	BOS	46	2,635:09	27	13	5

SAVE PERCENTAGE +

RK	PLAYER	TEAM	GP	MIN	GA	SA	SV%	W	L	OT
1	Ben Bishop	DAL	46	2,637:18	87	1,323	.934	27	15	2
2	Robin Lehner	NYI	46	2,615:49	93	1,323	.930	25	13	5
3	Jack Campbell	LAK	31	1,592:46	61	845	.928	10	14	1
4	Jordan Binnington *	STL	32	1,876:25	59	807	.927	24	5	1
	Thomas Greiss	NYI	43	2,293:42	87	1,185	.927	23	14	2
6	Andrei Vasilevskiy	TBL	53	3,203:45	128	1,713	.925	39	10	4
	Darcy Kuemper	ARI	55	3,251:15	126	1,677	.925	27	20	8
	Laurent Brossoit	WPG	21	1,165:17	49	652	.925	13	6	2
9	Anton Khudobin	DAL	41	2,219:30	95	1,232	.923	16	17	5
10	Jaroslav Halak	BOS	40	2,308:07	90	1,158	.922	22	11	4
11	Pekka Rinne	NSH	56	3,219:44	130	1,581	.918	30	19	4
	Carey Price	MTL	66	3,880:15	161	1,952	.918	35	24	6
13	Frederik Andersen	TOR	60	3,510:15	162	1,958	.917	36	16	7
	Carter Hart	PHI	31	1,716:55	81	976	.917	16	13	1
	Philipp Grubauer	COL	37	2,020:44	89	1,071	.917	18	9	5
	John Gibson	ANA	58	3,233:02	153	1,838	.917	26	22	8

SHUTOUTS

RK	PLAYER	TEAM	GP	MIN	SO	SA	W	L	OT
1	Sergei Bobrovsky	CBJ	62	3,556:40	9	1,756	37	24	1
2	Marc-Andre Fleury	VGK	61	3,635:08	8	1,745	35	21	5
3	Ben Bishop	DAL	46	2,637:18	7	1,323	27	15	2
4	Andrei Vasilevskiy	TBL	53	3,203:45	6	1,713	39	10	4
	Robin Lehner	NYI	46	2,615:49	6	1,323	25	13	5
6	Darcy Kuemper	ARI	55	3,251:15	5	1,677	27	20	8
	Jaroslav Halak	BOS	40	2,308:07	5	1,158	22	11	4
	Thomas Greiss	NYI	43	2,293:42	5	1,185	23	14	2
	Jordan Binnington *	STL	32	1,876:25	5	807	24	5	1
10	Carey Price	MTL	66	3,880:15	4	1,952	35	24	6

*= Rookie + Minimum 25 Games Played

NHL TEAM RANKINGS

GOALS FOR

RK	TEAM	TOTAL	GF/G
1	TBL	319	3.89
2	SJS	289	3.52
	CGY	289	3.52
4	TOR	286	3.49
5	WSH	274	3.34
6	PIT	271	3.30
7	WPG	270	3.29
8	CHI	267	3.26
9	FLA	264	3.22
10	COL	258	3.15
11	BOS	257	3.13
12	CBJ	256	3.12
13	VGK	246	3.00
	MTL	246	3.00
15	STL	244	2.98
16	CAR	243	2.96
17	OTT	242	2.95
18	PHI	241	2.94
19	NSH	236	2.88
20	EDM	229	2.79
21	DET	224	2.73
22	NYI	223	2.72
23	BUF	221	2.70
	NYR	221	2.70
25	NJD	219	2.67
	VAN	219	2.67
27	MIN	210	2.56
28	ARI	209	2.55
29	DAL	209	2.55
30	LAK	199	2.43
31	ANA	196	2.39

GOALS AGAINST

RK	TEAM	TOTAL	GA/G
1	NYI	191	2.33
2	DAL	200	2.44
3	BOS	212	2.59
	NSH	212	2.59
5	STL	220	2.68
	ARI	220	2.68
7	TBL	221	2.70
	CAR	221	2.70
9	CGY	223	2.72
10	VGK	228	2.78
11	CBJ	231	2.82
12	MIN	233	2.84
13	MON	236	2.88
14	PIT	238	2.90
15	WIN	243	2.96
16	COL	244	2.98
17	WAS	248	3.02
	VAN	248	3.02
	ANA	248	3.02
20	TOR	249	3.04
21	SJS	258	3.15
22	LAK	259	3.16
23	NYR	267	3.26
24	BUF	268	3.27
25	EDM	271	3.30
	NJD	271	3.30
27	DET	272	3.32
28	FLA	273	3.33
29	PHI	280	3.41
30	CHI	291	3.55
31	OTT	301	3.67

PENALTY MINUTES

RANK	TEAM	TOTAL	PIM/GP
1	TOR	503	6.1
2	CBJ	512	6.2
3	BUF	570	7.0
4	ARI	579	7.1
5	VBK	583	7.1
6	CHI	600	7.3
7	CAR	618	7.5
8	STL	623	7.6
9	DAL	631	7.7
10	NYI	644	7.9
11	DET	649	7.9
12	MIN	656	8.0
13	LAK	663	8.1
14	PIT	675	8.2
15	MTL	682	8.3
16	NSH	686	8.4
17	FLA	688	8.4
18	OTT	693	8.5
19	CGY	695	8.5
20	VAN	721	8.8
21	WSH	730	8.9
22	PHI	731	8.9
23	ANA	736	9.0
24	NJD	745	9.1
25	SJS	749	9.1
26	EDM	754	9.2
27	WPG	759	9.3
28	COL	772	9.4
29	TBL	779	9.5
30	BOS	797	9.7
31	NYR	854	10.4

POWER PLAY

RANK	TEAM	ADV	PPGF	%
1	TBL	262	74	28.2
2	FLA	269	72	26.8
3	BOS	251	65	25.9
4	WPG	250	62	24.8
5	PIT	228	56	24.6
6	SJS	241	57	23.6
7	COL	286	63	22.0
8	TOR	211	46	21.8
9	EDM	222	47	21.2
10	STL	237	50	21.1
11	DAL	214	45	21.0
12	WSH	236	49	20.8
13	OTT	226	46	20.4
14	MIN	241	49	20.3
15	CHI	238	48	20.2
16	BUF	236	46	19.5
17	NYR	227	44	19.4
18	CGY	275	53	19.3
19	DET	216	39	18.1
20	CAR	247	44	17.8
21	NJD	254	45	17.7
22	VAN	251	43	17.1
	PHI	234	40	17.1
24	ANA	212	36	17.0
25	VGK	232	39	16.8
26	ARI	257	42	16.3
27	LAK	221	35	15.8
28	CBJ	221	34	15.4
29	NYI	227	33	14.5
30	MTL	234	31	13.2
31	NSH	255	33	12.9

PENALTY KILL

RANK	TEAM	ADV	PPGF	%
1	TBL	267	40	85.0
	CBJ	200	30	85.0
	ARI	226	34	85.0
4	NJD	255	40	84.3
5	DAL	238	41	82.8
6	NSH	251	45	82.1
7	MIN	240	44	81.7
8	CAR	239	44	81.6
9	STL	232	43	81.5
10	FLA	230	43	81.3
11	VAN	254	48	81.1
12	BUF	215	41	80.9
	MTL	241	46	80.9
	VGK	230	44	80.9
15	SJS	234	45	80.8
16	BOS	244	49	79.9
	NYI	219	44	79.9
	TOR	204	41	79.9
19	PIT	222	45	79.7
	ANA	271	55	79.7
	CGY	246	50	79.7
22	OTT	216	45	79.2
23	WPG	249	52	79.1
24	WSH	261	55	78.9
25	COL	272	58	78.7
26	PHI	237	51	78.5
27	NYR	266	58	78.2
28	DET	245	56	77.1
29	LAK	230	54	76.5
30	EDM	246	62	74.8
31	CHI	231	63	72.7

SH GF

RANK	TEAM	SHGF
1	CGY	18
2	ARI	16
3	PIT	12
	TBL	12
5	VGK	11
6	NJD	10
	EDM	10
	WPG	10
9	COL	9
	SJS	9
11	CAR	8
	NSH	8
	CBJ	8
14	NYR	7
	BOS	7
	DET	7
	VAN	7
18	NYI	6
	CHI	6
20	MTL	5
	TOR	5
	WSH	5
	STL	5
	ANA	5
26	MIN	5
	PHI	4
	OTT	4
	DAL	4
	LAK	4
30	BUF	3
	FLA	3

SH GA

RANK	TEAM	SHGA
1	NYI	1
2	DAL	2
	VGK	2
4	TBL	3
5	NYR	4
	MTL	4
	MIN	4
8	WSH	5
	COL	5
10	CBJ	6
11	CHI	7
	DET	7
	STL	7
	CGY	7
	EDM	7
	WPG	7
17	OTT	8
	CAR	8
	NSH	8
	VAN	8
21	BUF	9
	TOR	9
	SJS	9
	ARI	9
25	NJD	10
	ANA	10
27	PHI	11
28	FLA	13
	LAK	13
30	PIT	15
	BOS	15

TEAM NOTES

COLUMBUS BLUE JACKETS COMPLETE 18TH NHL SEASON: The Columbus Blue Jackets completed their 18th season in the National Hockey League with a 47-31-4 record (98 pts.), finishing fifth in the Metropolitan Division, eighth in the Eastern Conference and 13th overall in the NHL... The 2018-19 season was the second-best regular season in club history, trailing only 2016-17 (50-24-8, 108 pts.)... The Blue Jackets have posted 42 or more wins five times in club history with each coming in the past six seasons... Columbus had a pair of five-game winning streaks from Dec. 17-27 (VGK, NJD, at PHI, at NJD, at NYR), which was part of a seven-game regulation unbeaten streak (6-0-1) from Dec. 13-27, and Mar. 24-31 (at VAN, NYI, MTL, at NSH, at BUF)... The club finished the season with a 7-1-0 mark in its final eight games.

BLUE JACKETS MAKE THIRD-STRAIGHT APPEARANCE IN STANLEY CUP PLAYOFFS: For the first time in franchise history, the Blue Jackets qualified for the Stanley Cup Playoffs in three consecutive seasons... Columbus is one of just seven teams to earn a playoff berth in each of the past three seasons (PIT-13, WSH-5, NSH-5, SJS-4, TOR-3, BOS-3)... The Blue Jackets clinched a spot in this year's playoffs with a 3-2 shootout win at the NY Rangers in Game 81 on Apr. 5... It was the fifth time in club history, and fourth in the past six seasons, that the franchise competed for the Stanley Cup.

Most Wins in the NHL since the start of the 2016-17 season

1. Tampa Bay Lightning	158	Nashville Predators	141
2. Washington Capitals	153	7. Winnipeg Jets	139
3. Boston Bruins	143	8. San Jose Sharks	137
4. COLUMBUS BLUE JACKETS	142	9. Toronto Maple Leafs	135
5. Pittsburgh Penguins	141	St. Louis Blues	135

PLAYOFF FIRSTS: The Jackets advanced past the first round of the playoffs for the first time in franchise history after sweeping the Presidents' Trophy winners, Tampa Bay Lightning, 4-0 with a series-clinching 7-3 Game Four win against Tampa Bay... It marked the fourth time in NHL history, and the first time in the first round, that a team swept the best team in a playoff series... The Lightning had won 62 games and collected 128 points during the regular season, tied for the fourth-best record in a single season in NHL history... CBJ advanced to the Eastern Conference Semifinals and grabbed a 2-1 series over the Boston Bruins before ultimately falling in six games... LW Artemi Panarin led the Blue Jackets in playoff scoring with 5-6-11 in 10 games, C Matt Duchene added 5-5-10 in 10 outings and D Seth Jones had 3-6-9 in 10 appearances. G Sergei Bobrovsky finished with a 6-4 record, 2.41 GAA and .925 SV%.

BLUE JACKETS AT HOME: The Blue Jackets went 22-17-2 (46 pts.) at Nationwide Arena, scoring 133 goals (3.24 per game) and allowing 124 goals (3.02) in 41 games... The club went 7-4-0 in its last 11 games on home ice, including a season-high five consecutive wins from Mar. 9-28 (PIT, BOS, CAR, NYI, MTL)... In 18 seasons, Columbus is 359-279-83 in 721 home games.

COLUMBUS ON THE ROAD: Columbus went 25-14-2 (52 pts.) on the road, scoring 123 goals (3.00 per game) and allowing 107 goals (2.61) in 41 games... The 25 road wins and 52 road points were the most in club history (23-15-3, 49 pts. in 2014-15; 22-12-7, 51 pts. in 2016-17)... Columbus owned the second-best road record in the NHL (Tampa Bay – 30-9-2, 60 pts.)... The Jackets won a season-best five consecutive road games from Mar. 24-Apr. 6 (at VAN, at NSH, at BUF, at NYR, at OTT) to finish the campaign and four-straight from Dec. 6-27 (at PHI, at PHI, at NJD, at NYR) and Feb. 5-16 (at COL, at ARI, at VGK, at CHI)... Outside an 0-4-1 stretch from Mar. 7-21 (at PIT, at NYI, at BOS, at CGY, at EDM), the Jackets dropped consecutive road games in regulation just twice on Nov. 19 (at TOR) and Nov. 24 (at PIT), as well as Jan. 19 (at MIN) and Jan. 31 (at WPG)... In 18 NHL seasons, Columbus is 268-371-82 in 721 road games.

GOALS FOR/GOALS AGAINST: Goals For: The Blue Jackets scored 256 goals in 82 games (not including SO goals) to average 3.12 goals per game (12th in NHL)... The club's 256 goals were the most in club history, surpassing the previous record of 247 in 2016-17... The Jackets scored four or more goals 38 times, including 17 games with at least five goals... The club scored a season-high seven goals five times (7-4 win on Oct. 25 at STL; 7-3 win on Nov. 15 vs. FLA; 7-5 win on Nov. 26 at DET; 7-5 win on Jan. 13 vs. NYR; 7-4 win on Mar. 12 vs. BOS)... **Goals Against:** The Blue Jackets allowed 231 goals in 82 games, averaging 2.82 goals-against per game (11th fewest in NHL)... The club surrendered two goals or fewer in 34 games (30-2-2), allowing two goals 14 times and one goal 11 times with nine shutouts... Over the final 32 games beginning Feb. 1, Columbus allowed 77 goals (2.41 per game), which was tied with Tampa Bay for the fifth-fewest in the NHL during that span (STL-72, DAL-72, NYI-73, CAR-74).

ON THE POWER PLAY: Columbus converted 34-of-221 power play opportunities (15.4 percent), which ranked 28th in the NHL... The club was 17-of-113 at home (15.0 pct./26th-T in NHL) and 17-of-108 on the road (15.7 pct./26th-T in NHL)... Columbus scored a power play goal in 29-of-82 games and was 20-8-1 in those contests... LW Artemi Panarin led the club in PP scoring with 6-12-18, while RW Cam Atkinson topped the club in PP goals with 8-6-14... D Zach Werenski added 2-13-15, while D Seth Jones chipped in 0-10-10.

PENALTY KILLING: The Blue Jackets killed off 170-of-200 opponent power plays (85.0 pct.), which tied Tampa Bay and Arizona for the NHL lead and was the third-best mark in club history (349-of-409/85.3 pct. in 2002-03 and 287-of-337/85.2 pct. in 2003-04)... The 30 power play goals-against were the fewest in the NHL in 2018-19... The club stopped 79-of-93 attempts at home (84.9 pct./5th in NHL) and 91-of-107 attempts on the road (85.0 pct./3rd in NHL)... The club posted a 35-21-3 record when not allowing a PP goal and was 12-10-1 when scored on... Columbus killed off 86-of-94 opponent power plays (91.5 pct.) over its final 44 games (since Dec. 31).



SHORTHANDED SCORING: The Blue Jackets scored eight shorthanded goals, which ranked 11th-T in the NHL... Columbus scored six shorthanded goals at home (7th-T in NHL) and two shorthanded goals on the road (22nd-T in NHL)... RW Cam Atkinson led the club in SH scoring with 4-0-4, followed by RW Josh Anderson (2-1-3), C Alexander Wennberg (1-2-3), D Seth Jones (0-3-3), C Boone Jenner (1-0-1) and C Brandon Dubinsky (0-1-1)... The club allowed six shorthanded goals (10th-T in NHL), including two at home (9th-T in NHL) and four on the road (15th-T in NHL).

Goals Against in Italics

Date	Opponent	Goal Scorer	Assists	Goalie	Per.	Time	Result
Oct. 30	vs. Detroit	Dylan Larkin	Helm	Joonas Korpisalo	9:30	1st	3-5, L
Nov. 1	at San Jose	Josh Anderson	Unassisted	Empty Net	18:59	3rd	4-1, W
Nov. 3	at Los Angeles	Anze Kopitar	Brown, Doughty	Sergei Bobrovsky	7:44	3rd	1-4, L
Nov. 3	at Los Angeles	Dustin Brown (penalty shot)		Sergei Bobrovsky	8:43	3rd	1-4, L
Nov. 10	vs. NY Rangers	Alexander Wennberg	Jones	Alexandar Georgiev	16:03	2nd	4-5, SOL
Nov. 15	vs. Florida	Cam Atkinson	Wennberg	Roberto Luongo	0:28	2nd	7-3, W
Nov. 23	vs. Toronto	Cam Atkinson	Wennberg	Frederik Andersen	16:14	2nd	4-1, W
Feb. 9	at Vegas	Jon Merrill	Karlsson, Smith	Sergei Bobrovsky	17:49	1st	4-3, W
Feb. 22	at Ottawa	Cam Atkinson	Dubinsky, Jones	Craig Anderson	6:45	3rd	3-0, W
Mar. 9	vs. Pittsburgh	Cam Atkinson	Unassisted	Matt Murray	2:17	2nd	4-1, W
Mar. 12	vs. Boston	Patrice Bergeron	Marchand	Sergei Bobrovsky	4:00	1st	7-4, W
Mar. 12	vs. Boston	Boone Jenner	Anderson	Tuukka Rask	19:54	1st	7-4, W
Mar. 15	vs. Carolina	Josh Anderson	Jones	Empty Net	17:21	3rd	3-0, W
Mar. 30	at Nashville	Viktor Arvidsson	Unassisted	Sergei Bobrovsky	8:50	1st	5-2, W

IN THE PENALTY BOX: The Blue Jackets accumulated 233 penalties and 512 penalty minutes in 82 games, averaging 6.2 PIM per game (2nd-fewest in the NHL behind Toronto, 503 PIM/6.1)... The 512 PIM were the fewest in club history (565 in 2017-18)... Columbus racked up a season-high 25 penalty minutes on Dec. 22 at Philadelphia... Columbus was not penalized in three games (Nov. 19 at TOR, Apr. 5 at NYR, Apr. 6 at OTT)... C Pierre-Luc Dubois led the club with 64 PIM, while RW Josh Anderson was second with 60 PIM.

ATTENDANCE REPORT: Columbus drew 682,984 fans to 41 home games at Nationwide Arena (18,144), averaging 16,658 per game with 15 sellouts... The 15 sellouts rank fifth in club history, were the most since the 2003-04 season (16) and included two crowds in excess of 19,000... The Mar. 9 game vs. Pittsburgh drew a crowd of 19,146, which was the largest of the season and sixth-largest for a regular season game at Nationwide Arena in club history... In 720 regular season games at Nationwide Arena since 2000, the Blue Jackets have averaged 15,958 fans per game (11,489,982 total), which is 88 percent of capacity... There have been 198 sellouts.

CBJ VS. EASTERN/WESTERN CONFERENCE: The Blue Jackets posted a 31-19-2 record in games played against Eastern Conference opponents... The club was 18-9-1 within the Metropolitan Division and went 13-10-1 vs. the Atlantic Division... In 507 games all-time vs. the Eastern Conference, Columbus is 253-199-55... The Blue Jackets also posted a 16-12-2 mark vs. Western Conference teams, including an 9-5-0 record vs. Central Division clubs and a 7-7-2 mark vs. the Pacific Division... In 935 contests all-time vs. the Western Conference, the Blue Jackets are 374-451-110.

BACK-TO-BACKS: The Blue Jackets played 16 back-to-back sets during the 2018-19 season and posted an overall record of 17-12-3 with a 10-6-0 mark in first games and 7-6-3 in second games... The club swept five of their back-to-back sets: Dec. 22 at Philadelphia (4-3) and Dec. 23 at New Jersey (3-0); Jan. 12 at Washington (2-1 OT) and Jan. 13 vs. NY Rangers (7-5); Feb. 22 at Ottawa (3-0) and Feb. 23 vs. San Jose (4-0); Mar. 30 at Nashville (5-2) and Mar. 31 at Buffalo (4-0); Apr. 5 at NY Rangers (3-2 SO) and Apr. 6 at Ottawa (6-2)... The club dropped all four points in three sets: Jan. 18 vs. Montreal (1-4) and Jan. 19 at Minnesota (1-2); Feb. 18 vs. Tampa Bay (1-5) and Feb. 19 at Montreal (2-3); Mar. 2 vs. Edmonton (0-4) and Mar. 3 vs. Winnipeg (2-5).

MISCELLANEOUS NEWS & NOTES: Columbus went 23-11-1 after a loss this season... The Blue Jackets are 193-12-14 in their last 219 games when taking a lead into the third period, including a 32-2-0 mark in 2018-19... The Jackets averaged 31.6 shots on goal per game (16th-T in NHL), which ranked second in club history (33.7 in 2017-18), and allowed 29.5 shots-against (6th-T in NHL)... Columbus won 50.2 percent of its faceoffs taken (16th in NHL) and was the NHL's third-best in the category from Feb. 1 through the end of the season at 52.4 percent... The club racked up 1,741 hits (21.2/22nd in NHL), 1,076 blocked shots (13.1/27th in NHL), 620 takeaways (16th in NHL) and 605 giveaways (4th in NHL)... Columbus scored 187 goals at 5-on-5 (7th in NHL) and allowed 170 goals-against at 5-on-5 (18th in NHL)... The Blue Jackets lineup featured seven players who scored 20 or more goals during the season (Atkinson-41, Duchene-31, Panarin-28, Anderson-27, Dubois-27, Dzingel-26, Bjorkstrand-23), which was tied for the most in the NHL (Toronto and Washington).



SEASON NOTES

OVERTIME REPORT

Columbus went 8-3 in games decided in overtime (10-3-1 including shootouts)... The club was 3-1 at home (3-1-1 including shootouts) and 5-0 on the road (7-2-0 including shootouts)... LW Artemi Panarin led the club in OT scoring with 4-3-7, followed by D Seth Jones (3-3-6), C Pierre-Luc Dubois (1-2-3), RW Cam Atkinson (0-2-2), LW Nick Foligno (0-1-1) and D Markus Nutivaara (0-1-1).

OVERTIME WINS – 8

Date	Opponent	GWG	Assist(s)	Opp. Goaltender	Time	Score
Oct. 4, 2018	at Detroit	Artemi Panarin	Foligno, Nutivaara	Jimmy Howard	2:11	3-2, W
Oct. 27, 2018	vs. Buffalo	Artemi Panarin	Dubois	Linus Ullmark	0:31	5-4, W
Dec. 6, 2018	at Philadelphia	Seth Jones	Atkinson	Anthony Stolarz	0:10	4-3, W
Dec. 27, 2018	at NY Rangers	Pierre-Luc Dubois	Panarin, Jones	Henrik Lundqvist	0:31	4-3, W
Jan. 5, 2019	at Florida	Seth Jones	Dubois, Panarin	James Reimer	0:18	4-3, W
Jan. 10, 2019	vs. Nashville	Artemi Panarin (PP)	Jones, Atkinson	Pekka Rinne	1:22	4-3, W
Jan. 12, 2019	at Washington	Artemi Panarin (PP)	Jones	Pheonix Copley	3:30	2-1, W
Feb. 28, 2019	vs. Philadelphia	Seth Jones	Panarin	Brian Elliott	4:27	4-3, W

OVERTIME LOSSES – 3

Date	Opponent	GWG	Assist(s)	CBJ Goaltender	Time	Score
Nov. 4, 2018	at Anaheim	Cam Fowler	Henrique, Silfverberg	Joonas Korpisalo	0:36	2-3, L
Dec. 15, 2018	vs. Anaheim	Daniel Sprong	Henrique	Sergei Bobrovsky	1:19	1-2, L
Mar. 16, 2019	at Boston	Brad Marchand	Bergeron	Joonas Korpisalo	3:30	1-2, L

SHOOTOUT REPORT

Columbus went 2-1 in shootouts in 2018-19, converting 5-of-9 attempts (55.5 pct./2nd in the NHL) and stopping 7-of-10 (70.0 pct./14th-T in the NHL)... The three shootouts were tied for the third-fewest in the NHL (OTT - 1; TOR - 2)... The Blue Jackets were 0-1 at home, converting 2-of-5 attempts (40.0 pct.) and stopping 2-of-5 attempts (40.0 pct.)... The Jackets were 2-0 on the road, converting 3-of-4 attempts (75.0 pct.) and stopping 5-of-5 opponent attempts (100 pct.).

SHOOTOUT RESULTS: (Bold indicates goal; Underline indicates deciding goal)

Date	Opponent	CBJ Shooters	Opp Shooters	CBJ Goalie	Opp Goalie	Result
Nov. 10, 2018	vs. NY Rangers	13, 9, 18, 91, 28	93, 22, 23, 13, <u>26</u>	Korpisalo	Georgiev	4-5, SOL
Mar. 5, 2019	at New Jersey	<u>13, 9</u>	20, 18	Bobrovsky	Schneider	2-1, SOW
Apr. 5, 2019	at NY Rangers	13, <u>9</u>	22, 93, 77	Bobrovsky	Georgiev	3-2, SOW

NO.	PLAYER	RD. 1	RD. 2	RD. 3	RD. 4	RD. 5	RD. 6	RD. 7	RD. 8	RD. 9	TOTAL	S PCT.	GWG
18	Pierre-Luc Dubois			1-1							1-1	1.000	0
13	Cam Atkinson	2-3									2-3	.667	1
9	Artemi Panarin		2-3								2-3	.667	1
91	Anthony Duclair				0-1						0-1	.000	0
28	Oliver Bjorkstrand					0-1					0-1	.000	0

NO.	PLAYER	RD. 1	RD. 2	RD. 3	RD. 4	RD. 5	RD. 6	RD. 7	RD. 8	RD. 9	TOTAL	SV PCT.	REC
72	Sergei Bobrovsky	2-2	2-2	1-1							5-5	1.000	2-0
70	Joonas Korpisalo	0-1	0-1	1-1	1-1	0-1					2-5	.400	0-1



CBJ RECORD WHEN...

Player	2018-19 SEASON				BLUE JACKETS CAREER			
	Goal	Assist	Point	Multi-Point	Goal	Assist	Point	Multi-Point
Josh Anderson	20-5-0	13-5-0	28-9-0	6-1-0	44-13-2	30-12-1	65-22-3	12-3-0
Cam Atkinson	25-5-1	17-8-0	33-11-1	16-3-0	105-32-14	105-30-6	178-58-18	61-6-3
Oliver Bjorkstrand	13-9-0	11-1-0	22-10-0	3-0-0	26-14-0	33-11-2	53-24-2	13-3-0
Sergei Bobrovsky	0-0-0	0-0-0	0-0-0	0-0-0	0-0-0	6-2-0	6-2-0	0-0-0
Adam Clendening	0-0-0	0-0-0	0-0-0	0-0-0	0-0-0	0-0-0	0-0-0	0-0-0
Zac Dalpe	0-0-0	1-0-0	1-0-0	0-0-0	0-0-0	1-0-0	1-0-0	0-0-0
Brandon Dubinsky	4-2-0	6-1-1	7-3-1	3-0-0	48-15-5	90-26-14	117-41-16	36-0-4
Pierre-Luc Dubois	14-6-2	22-4-1	28-8-2	13-2-2	27-9-4	35-8-5	50-15-7	22-3-4
Matt Duchene	2-1-1	6-0-0	8-1-1	3-0-0	2-1-1	6-0-0	8-1-1	3-0-0
Anthony Duclair +	10-0-0	6-1-0	14-1-0	4-0-0	10-0-0	6-1-0	14-1-0	4-0-0
Ryan Dzingel	4-0-0	4-2-0	7-2-0	2-0-0	4-0-0	4-2-0	7-2-0	2-0-0
Nick Foligno	9-5-1	16-2-0	23-7-1	3-0-0	71-32-4	89-38-12	144-64-14	35-11-4
Markus Hannikainen	3-1-0	1-1-0	4-2-0	0-1-0	6-1-1	2-3-1	8-4-1	0-1-1
Scott Harrington	1-1-0	10-4-0	11-5-0	1-0-0	4-1-0	12-8-0	15-9-0	2-0-0
Boone Jenner	12-0-0	13-3-3	22-3-3	8-1-0	68-21-3	58-18-9	106-35-12	33-7-1
Seth Jones	6-2-0	22-8-2	28-10-2	1-2-2	26-7-3	71-24-7	89-30-9	20-7-4
Joonas Korpisalo	0-0-0	0-0-0	0-0-0	0-0-0	0-0-0	0-0-0	0-0-0	0-0-0
Dean Kukan	0-0-0	4-0-0	4-0-0	1-0-0	0-0-0	4-2-2	4-2-2	1-0-0
Adam McQuaid	1-0-0	1-0-0	2-0-0	0-0-0	1-0-0	1-0-0	2-0-0	0-0-0
Sonny Milano	1-0-0	0-0-0	1-0-0	0-0-0	8-4-1	7-0-2	15-4-3	1-1-0
Ryan Murray	1-0-0	15-6-0	16-6-0	4-2-0	10-3-0	58-19-1	65-22-1	10-2-0
Riley Nash	3-0-0	6-2-0	8-2-0	2-0-0	3-0-0	6-2-0	8-2-0	2-0-0
Markus Nutivaara	3-1-1	11-3-2	14-4-3	0-0-0	10-3-1	23-8-3	33-11-4	3-0-0
Artemi Panarin	20-4-0	28-10-1	37-13-1	20-5-0	34-10-3	54-17-5	70-26-6	34-5-5
David Savard	7-1-0	12-1-1	19-2-1	2-0-0	26-11-2	66-26-8	86-36-10	14-2-0
Lukas Sedlak	3-1-0	2-0-0	5-1-0	0-0-0	13-2-0	9-1-0	21-3-0	3-0-0
Alexandre Texier *	1-0-0	0-0-0	1-0-0	0-0-0	1-0-0	0-0-0	1-0-0	0-0-0
Alexander Wennberg	1-0-1	16-5-0	16-5-1	3-0-0	21-8-4	82-28-2	93-35-6	32-4-0
Zach Werenski	6-4-0	23-6-0	27-9-0	5-1-0	24-10-3	55-17-1	72-23-4	20-5-0

BLUE JACKETS MULTI-POINT GAMES

	GOALS			ASSISTS			POINTS		
	2	3+	TOTAL	2	3+	TOTAL	2	3+	TOTAL
Josh Anderson	2	0	2	0	1	1	5	2	7
Cam Atkinson	6	2	8	2	0	2	15	4	19
Oliver Bjorkstrand	1	0	1	1	0	1	2	1	3
Brandon Dubinsky	0	0	0	0	0	0	3	0	3
Pierre-Luc Dubois	5	0	5	5	1	5	12	5	17
Matt Duchene	0	0	0	2	0	2	3	0	3
Ryan Dzingel	0	0	0	2	0	2	1	1	2
Anthony Duclair +	1	0	1	1	0	1	4	0	4
Nick Foligno	2	0	2	0	0	0	2	1	3
Markus Hannikainen	0	0	0	1	0	1	1	0	1
Scott Harrington	0	0	0	1	0	1	1	0	1
Boone Jenner	2	1	3	3	0	3	8	1	9
Seth Jones	1	0	1	3	1	4	4	1	5
Dean Kukan	0	0	0	1	0	1	1	0	1
Ryan Murray	0	0	0	5	1	6	5	1	6
Riley Nash	0	0	0	1	0	1	2	0	2
Artemi Panarin	4	0	4	11	4	15	16	9	25
David Savard	0	0	0	2	0	2	2	0	2
Alexander Wennberg	0	0	0	2	0	2	3	0	3
Zach Werenski	1	0	1	2	1	3	5	1	6

+ Traded or Claimed Player * Rookie



SEASON NOTES

BLUE JACKETS SCORING BY MONTH

PLAYER	OCT.	NOV.	DEC.	JAN.	FEB.	MAR.	APR.	TOTAL
Josh Anderson	6-1-7, 11 GP	5-2-7, 14 GP	3-1-4, 14 GP	2-4-6, 11 GP	6-5-11, 13 GP	5-6-11, 16 GP	0-1-1, 3 GP	27-20-47, 82 GP
Cam Atkinson	6-5-11, 11 GP	10-5-15, 13 GP	8-8-16, 14 GP	4-4-8, 10 GP	7-2-9, 13 GP	6-3-9, 16 GP	0-1-1, 3 GP	41-28-69, 80 GP
Oliver Bjorkstrand	1-2-3, 11 GP	1-0-1, 9 GP	3-4-7, 14 GP	3-1-4, 11 GP	5-4-9, 13 GP	8-0-8, 16 GP	2-2-4, 3 GP	23-13-36, 77 GP
Sergei Bobrovsky	0-0-0, 7 GP	0-0-0, 10 GP	0-0-0, 12 GP	0-0-0, 7 GP	0-0-0, 11 GP	0-0-0, 13 GP	0-0-0, 2 GP	0-0-0, 60 GP
Gabriel Carlsson *	0-0-0, 1 GP	0-0-0, 0 GP	0-0-0, 0 GP	0-0-0, 0 GP	0-0-0, 0 GP	0-0-0, 0 GP	0-0-0, 0 GP	0-0-0, 1 GP
Adam Clendening	0-0-0, 4 GP	0-0-0, 0 GP	0-0-0, 0 GP	0-0-0, 0 GP	0-0-0, 0 GP	0-0-0, 0 GP	0-0-0, 0 GP	0-0-0, 4 GP
Zac Dalpe	0-0-0, 0 GP	0-1-1, 1 GP	0-0-0, 0 GP	0-0-0, 0 GP	0-0-0, 0 GP	0-0-0, 0 GP	0-0-0, 0 GP	0-1-1, 1 GP
Brandon Dubinsky	1-1-2, 2 GP	1-4-5, 13 GP	1-1-2, 14 GP	2-0-2, 7 GP	0-1-1, 6 GP	1-1-2, 16 GP	0-0-0, 3 GP	6-8-14, 61 GP
Pierre-Luc Dubois	4-4-8, 11 GP	8-8-16, 14 GP	4-8-12, 14 GP	2-7-9, 11 GP	5-4-9, 13 GP	2-3-5, 16 GP	2-0-2, 3 GP	27-34-61, 82 GP
Matt Duchene					1-2-3, 4 GP	2-6-8, 16 GP	1-0-1, 3 GP	4-8-12, 23 GP
Anthony Duclair +	4-2-6, 11 GP	4-2-6, 13 GP	0-0-0, 9 GP	2-1-3, 10 GP	1-3-4, 10 GP	0-0-0, 0 GP	0-0-0, 0 GP	11-8-19, 53 GP
Ryan Dzingel					0-2-2, 2 GP	3-6-9, 16 GP	1-0-1, 3 GP	4-8-12, 21 GP
Nick Foligno	3-4-7, 11 GP	3-5-8, 13 GP	4-1-5, 13 GP	3-2-5, 8 GP	2-0-2, 13 GP	2-4-6, 12 GP	0-2-2, 3 GP	17-18-35, 73 GP
Markus Hannikainen	0-2-2, 3 GP	3-1-4, 14 GP	1-0-1, 14 GP	0-0-0, 5 GP	0-0-0, 6 GP	0-0-0, 2 GP	0-0-0, 0 GP	4-3-7, 44 GP
Scott Harrington	0-4-4, 8 GP	1-2-3, 13 GP	0-4-4, 14 GP	0-1-1, 9 GP	1-4-5, 13 GP	0-0-0, 13 GP	0-0-0, 3 GP	2-15-17, 73 GP
Boone Jenner	3-0-3, 11 GP	2-8-10, 14 GP	1-3-4, 14 GP	3-1-4, 9 GP	2-7-9, 11 GP	5-3-8, 15 GP	0-0-0, 3 GP	16-22-38, 77 GP
Seth Jones	1-0-1, 4 GP	2-8-10, 14 GP	3-9-12, 14 GP	1-7-8, 11 GP	1-6-7, 13 GP	1-6-7, 16 GP	0-1-1, 3 GP	9-37-46, 75 GP
Joonas Korpisalo	0-0-0, 5 GP	0-0-0, 4 GP	0-0-0, 4 GP	0-0-0, 6 GP	0-0-0, 2 GP	0-0-0, 4 GP	0-0-0, 2 GP	0-0-0, 26 GP
Dean Kukan	0-0-0, 5 GP	0-0-0, 1 GP	0-0-0, 0 GP	0-0-0, 4 GP	0-3-3, 3 GP	0-2-2, 8 GP	0-0-0, 3 GP	0-5-5, 25 GP
Mark Letestu	0-0-0, 0 GP	0-0-0, 0 GP	0-0-0, 0 GP	0-0-0, 1 GP	0-0-0, 1 GP	0-0-0, 0 GP	0-0-0, 0 GP	0-0-0, 2 GP
Adam McQuaid					0-0-0, 2 GP	1-1-2, 12 GP	0-0-0, 0 GP	1-1-2, 14 GP
Sonny Milano	1-0-1, 8 GP	0-0-0, 0 GP	0-0-0, 0 GP	0-0-0, 0 GP	0-0-0, 0 GP	0-0-0, 0 GP	0-0-0, 0 GP	1-0-1, 8 GP
Ryan Murray	0-6-6, 11 GP	1-6-7, 14 GP	0-5-5, 14 GP	0-7-7, 10 GP	0-4-4, 7 GP	0-0-0, 0 GP	0-0-0, 0 GP	1-28-29, 56 GP
Riley Nash	0-2-2, 11 GP	1-1-2, 13 GP	0-0-0, 14 GP	0-2-2, 11 GP	0-2-2, 13 GP	1-2-3, 13 GP	1-0-1, 3 GP	3-9-12, 78 GP
Markus Nutivaara	1-5-6, 11 GP	2-3-5, 14 GP	1-1-2, 14 GP	0-2-2, 9 GP	0-0-0, 13 GP	0-5-5, 15 GP	1-0-1, 3 GP	5-16-21, 80 GP
Artemi Panarin	5-10-15, 11 GP	2-10-12, 13 GP	5-11-16, 13 GP	8-6-14, 11 GP	5-9-14, 12 GP	2-10-12, 16 GP	1-3-4, 3 GP	28-59-87, 79 GP
Eric Robinson *	0-0-0, 0 GP	0-0-0, 0 GP	0-0-0, 0 GP	0-0-0, 3 GP	0-0-0, 7 GP	0-0-0, 3 GP	0-0-0, 0 GP	0-0-0, 13 GP
David Savard	1-2-3, 11 GP	0-4-4, 14 GP	1-1-2, 14 GP	1-1-2, 11 GP	1-2-3, 13 GP	4-2-6, 16 GP	0-4-4, 3 GP	8-16-24, 82 GP
Lukas Sedlak	0-0-0, 9 GP	0-2-2, 10 GP	1-0-1, 7 GP	1-0-1, 9 GP	2-0-2, 8 GP	0-0-0, 4 GP	0-0-0, 0 GP	4-2-6, 47 GP
Kole Sherwood *	0-0-0, 0 GP	0-0-0, 0 GP	0-0-0, 0 GP	0-0-0, 0 GP	0-0-0, 2 GP	0-0-0, 0 GP	0-0-0, 0 GP	0-0-0, 2 GP
Kevin Stenlund *	0-0-0, 0 GP	0-0-0, 0 GP	0-0-0, 0 GP	0-0-0, 4 GP	0-0-0, 0 GP	0-0-0, 0 GP	0-0-0, 0 GP	0-0-0, 4 GP
Alexandre Texier *							1-0-1, 2 GP	1-0-1, 2 GP
Alexander Wennberg	0-5-5, 11 GP	1-7-8, 14 GP	0-4-4, 14 GP	0-2-2, 11 GP	1-2-3, 9 GP	0-2-2, 15 GP	0-0-0, 1 GP	2-23-25, 75 GP
Zach Werenski	2-6-8, 11 GP	2-5-7, 14 GP	5-2-7, 14 GP	0-4-4, 11 GP	0-7-7, 13 GP	2-8-10, 16 GP	0-0-0, 3 GP	11-33-44, 82 GP

BLUE JACKETS "THREE STARS OF THE GAME" AWARD

(1ST STAR-5 PTS.; 2ND STAR-3 PTS.; 3RD STAR-1 PT.)

PLAYER	1ST STAR	2ND STAR	3RD STAR	# OF STARS	PTS.
Cam Atkinson	10	8	5	23	79
Sergei Bobrovsky	7	8	5	20	64
Artemi Panarin	9	5	3	17	62
Pierre-Luc Dubois	5	1	5	11	33
Josh Anderson	4	3	3	10	32
Seth Jones	3	2	0	6	21
Nick Foligno	3	1	1	5	19
Anthony Duclair +	2	2	2	6	18
Boone Jenner	2	2	1	5	17
Oliver Bjorkstrand	1	2	2	5	13
Markus Nutivaara	0	2	2	4	8
Zach Werenski	0	1	3	4	6
Riley Nash	1	0	1	2	6
Brandon Dubinsky	0	1	1	2	4
David Savard	0	1	1	2	4
Joonas Korpisalo	0	0	3	3	3
Adam McQuaid	0	1	0	1	3
Markus Hannikainen	0	0	2	2	2
Matt Duchene	0	0	2	2	2
Ryan Dzingel	0	0	1	1	1
Scott Harrington	0	0	1	1	1
Lukas Sedlak	0	0	1	1	1
Alexander Wennberg	0	0	1	1	1

+ Traded or Claimed Player * Rookie



PLAYER NOTES

ATKINSON JOINS 40-GOAL CLUB, TIES CBJ RECORD: RW Cam Atkinson became the second Blue Jacket to score 40 goals in a season as he collected 41-28-69, 20 penalty minutes and was +3 in 80 games, ranking sixth-T in the NHL in goals... Tied Rick Nash's club record for goals in a season (41, 2003-04) and joined the former CBJ captain as the franchise's lone 40-goal scorers (Nash also had 40 in 2008-09)... This season was his sixth-straight with 20 or more goals, which is the second-longest such streak in CBJ history (Nash, eight-straight from 2003-12)... Tied for the club lead with eight game-winning goals (fifth-T in NHL), which is one shy of his club record of nine in 2016-17... Led the club with four shorthanded goals (fourth-T in NHL) and 295 shots on goal (eighth in NHL) and was second in points... Collected his fifth career hat trick and added an assist on Nov. 17 at Carolina and added his sixth on Dec. 4 vs. Calgary, giving him the most three-goal games in club history (Nash, 5)... Picked up a point in a career-best 12 consecutive games (13-7-20) from Nov. 10-Dec. 6, one short of tying Ryan Johansen's club record (Dec. 18, 2014-Jan. 17, 2015) ... Tied club record for consecutive games with a goal at seven (nine goals) from Nov. 10-24 (Geoff Sanderson from Nov. 5-17, 2002)... Played in his second All-Star Game (2017).

PANARIN BREAKS OWN CLUB RECORDS: For the second consecutive season, LW Artemi Panarin set new franchise records while leading the club in assists (13th in NHL) and points (17th-T in NHL) after he posted 28-59-87, 23 penalty minutes and a +14 plus/minus rating in 79 games... Broke his own club marks of 55 assists and 82 points set in 81 games last season... Tied for the club lead with eight game-winning goals (fifth-T in NHL), which was one shy of the club record of nine set by Cam Atkinson in 2016-17... Led CBJ with 25 multi-point outings, breaking Rick Nash's club single season record (24 in 2008-09)... Had four two-goal games, collected a season-high four assists on Mar. 30 vs. Nashville and had a seven-game point streak (4-7-11) from Dec. 22-Jan. 5.

BOBROVSKY AMONG NHL'S BEST BETWEEN THE PIPES: Two-time Vezina Trophy winner G Sergei Bobrovsky went 37-24-1 with a 2.58 goals-against average, .913 save percentage and nine shutouts in 62 games, leading the NHL in shutouts, ranking second in wins, fourth-T in games played and seventh in minutes (3,557)... His nine shutouts were one shy of the club record held by Steve Mason (10, 2008-09)... Went 18-8-0 with a 2.01 GAA, .930 SV% and seven SO in his final 26 games of the season... Was NHL's Second Star of the Month in March (9-4-0, 1.74 GAA, .940 SV%, 4 SO in 13 games)... Was NHL's First Star of the Week ending Mar. 31 (4-0-0, 1.00 GAA, .960 SV%, two SO) and the Week ending Dec. 24 (4-0-0, 1.00 GAA, .970 SV%)... Made 46 saves in a 3-0 win on Mar. 15 vs. Carolina, which are the most in a shutout in club history.

JONES EARNS ALL-STAR GAME SELECTION FOR THIRD-STRAIGHT SEASON: D Seth Jones was selected to play in his third consecutive All-Star Game (missed 2018 game due to illness) and registered 9-37-46, 28 penalty minutes and a +1 plus/minus rating in 75 games... Led the club and ranked fourth in the NHL in time on ice (25:49) and ranked 15th-T among NHL blueliners in points despite missing the first seven games of the season due to injury... Ranked fourth-T among NHL defensemen with four game-winning goals... Scored his seventh career overtime goal as a Jacket on Feb. 28 vs. Philadelphia, surpassing Rick Nash (six) for the franchise record.

WERENSKI CONTINUES TO SHINE ON BLUELINE: D Zach Werenski tallied 11-33-44 and 18 penalty minutes in 82 games, ranking 21st-T among NHL defensemen in points and 22nd-T in goals... Has scored at least 11 goals in each of his first three seasons and collected his second 40-plus point campaign... Picked up the first two-goal game of his NHL career on Dec. 31 vs. Ottawa... Tied the franchise mark for assists and points in a game by a defenseman with a career-high 1-3-4 on Mar. 12 vs. Boston... Registered a career-best six-game point streak from Dec. 22-Jan. 4 (4-3-7).

DUBOIS IS FASTEST PLAYER IN CBJ HISTORY TO 100 POINTS: C Pierre-Luc Dubois, the third overall pick in the 2016 NHL Draft, followed up his standout rookie season by racking up 27-34-61, a team-leading 64 penalty minutes and a +16 plus/minus rating in 82 games... Is the first player in club history with back-to-back 20-goal seasons in his first two NHL campaigns... Became the fastest Blue Jacket to reach the 100-point mark to start his NHL career, doing so in his 143rd game (42-58-100), besting Nikolai Zherdev (156 games) and Rick Nash (164 games)... Collected 17 multi-point games, including a career-high 2-2-4 on Dec. 31 vs. Ottawa... Recorded his first career three-assist game on Dec. 22 at Philadelphia... Tied his career-best with a five-game point streak (4-5-9) from Nov. 10-19.

ANDERSON POWERS HIS WAY TO CAREER-BEST SEASON: RW Josh Anderson raised his goal and points totals for the third time in his three NHL campaigns with 27-20-47, 60 penalty minutes and a +25 plus/minus rating in 82 games, setting career highs in goals, assists and points... Led the club in plus/minus rating, ranking 13th-T among all NHL players and sixth-T among forwards... Scored five game-winning goals, three power play goals and two shorthanded goals... Set single-game career-highs in assists and points with 1-3-4 on Mar. 12 vs. Boston.

MISCELLANEOUS PLAYER NEWS & NOTES: RW Oliver Bjorkstrand collected 23-13-36 in 77 games, more than doubling his previous career high in goals (11-29-40 in 82 games in 2017-18)... C Matt Duchene, acquired from Ottawa on Feb. 22, tallied 31-39-70 in 73 games to set career highs in goals (30 with Colorado in 2015-16) and points (23-47-70 with Colorado in 2013-14), while winning 55.3 percent of faceoffs taken (676-of-1,222)... LW Ryan Dzingel, acquired from Ottawa on Feb. 23, set career highs in goals, assists and points with 26-30-56 in 78 games (22-22-44 with Senators in 2017-18)... Despite missing the final 24 games of the regular season due to injury, D Ryan Murray set new career highs in assists and points with 1-28-29 in 56 games (4-21-25 in 2015-16) and led all club defensemen at +20... C/LW Boone Jenner tallied 16-22-38 in 76 games and led the club and ranked 25th in the NHL in faceoffs won with 626 (54.1 percent)... LW Nick Foligno collected 17-18-35, won 56.6 percent in the faceoff circle and was a finalist for the Bill Masterton Memorial Trophy given to the player that exemplifies the qualities of perseverance, sportsmanship and dedication to hockey... C Brandon Dubinsky ranked sixth-T in the NHL in faceoff percentage at 57.1 percent (427-of-748).



FINAL STATISTICS

NO.	PLAYER		POS	GP	G	A	P	+/-	PIM	PP	SH	GW	S	S%	TOI/G	FO%	
9	Artemi Panarin		LW	79	28	59	87	14	23	6	0	8	191	14.7	19:51	25.0	
95	Matt Duchene		OTT	C	50	27	31	58	--2	6	5	0	1	126	21.4	19:15	55.1
			CBJ		23	4	8	12	-1	2	1	0	0	46	8.7	17:57	55.9
			TOT		73	31	39	70	-3	8	6	0	1	172	18.0	18:50	55.3
13	Cam Atkinson		RW	80	41	28	69	3	20	8	4	8	295	13.9	19:23	31.6	
18	Pierre-Luc Dubois		C	82	27	34	61	16	64	2	0	5	174	15.5	17:43	43.5	
19	Ryan Dzingel		OTT	C	57	22	22	44	-13	29	4	0	4	133	16.5	17:45	40.0
			CBJ		21	4	8	12	4	0	1	0	1	26	15.4	14:16	60.0
			TOT		78	26	30	56	-9	29	5	0	5	159	16.4	16:49	41.0
77	Josh Anderson		RW	82	27	20	47	25	60	3	2	5	230	11.7	17:01	31.6	
3	Seth Jones		D	75	9	37	46	1	28	0	0	4	184	4.9	25:49	0.0	
8	Zach Werenski		D	82	11	33	44	-12	18	2	0	1	168	6.5	22:54	0.0	
38	Boone Jenner		C	77	16	22	38	6	42	1	1	3	170	9.4	17:04	54.1	
28	Oliver Bjorkstrand		RW	77	23	13	36	8	8	3	0	1	161	14.3	12:20	38.5	
71	Nick Foligno		LW	73	17	18	35	12	44	2	0	2	141	12.1	17:42	56.6	
27	Ryan Murray		D	56	1	28	29	20	10	0	0	0	71	1.4	21:26	0.0	
10	Alexander Wennberg		C	75	2	23	25	-1	12	1	1	0	64	3.1	15:05	48.4	
58	David Savard		D	82	8	16	24	19	36	0	0	1	124	6.5	19:45	0.0	
65	Markus Nutivaara		D	80	5	16	21	3	6	0	0	1	99	5.1	17:41	0.0	
91	Anthony Duclair +		LW	53	11	8	19	-3	12	4	0	2	92	12.0	12:19	13.3	
4	Scott Harrington		D	73	2	15	17	6	23	0	0	0	54	3.7	13:03	0.0	
17	Brandon Dubinsky		C	61	6	8	14	-16	36	0	0	0	63	9.5	12:21	57.1	
20	Riley Nash		C	78	3	9	12	-8	19	0	0	1	79	3.8	10:50	45.0	
65	Markus Hannikainen		LW	44	4	3	7	-5	2	0	0	1	52	7.7	9:29	0.0	
54	Adam McQuaid		NYR	D	36	2	3	5	3	33	0	0	0	19	10.5	17:28	0.0
			CBJ		14	1	1	2	-1	9	0	0	1	9	11.1	11:25	0.0
			TOT		50	3	4	7	2	42	0	0	1	28	10.7	15:47	0.0
45	Lukas Sedlak		C	47	4	2	6	-5	10	0	0	0	43	9.3	9:00	49.4	
14	Dean Kukan		D	25	0	5	5	6	6	0	0	0	16	0.0	13:28	0.0	
42	Alexandre Texier *		C	2	1	0	1	3	0	0	0	0	6	16.7	12:46	0.0	
22	Sonny Milano		LW	8	1	0	1	0	0	0	0	0	5	20.0	8:19	0.0	
29	Zac Dalpe		C	1	0	1	1	1	0	0	0	0	1	0.0	9:01	0.0	
53	Gabriel Carlsson *		D	1	0	0	0	-1	2	0	0	0	1	0.0	9:21	0.0	
55	Mark Letestu		C	2	0	0	0	-1	0	0	0	0	1	0.0	9:20	83.3	
88	Kole Sherwood *		RW	2	0	0	0	0	0	0	0	0	2	0.0	9:14	0.0	
6	Adam Clendening		D	4	0	0	0	1	0	0	0	0	3	0.0	10:39	0.0	
11	Kevin Stenlund *		C	4	0	0	0	0	4	0	0	0	3	0.0	10:58	50.0	
50	Eric Robinson *		LW	13	0	0	0	-4	0	0	0	0	18	0.0	11:50	0.0	

No.	GOALTENDER	GP	MIN	W	L	OT	SO	SA	SV	SV%	GA	GAA	G	A	PIM
72	Sergei Bobrovsky	62	4,557	37	24	1	9	1,756	1,603	.913	153	2.58	0	0	2
70	Joonas Korpisalo	27	1,361	10	7	3	0	651	584	.897	67	2.95	0	0	0
1	Keith Kinkaid	NJD	41	2,302	15	18	6	1,188	1,059	.891	129	3.36	0	0	0

+ Traded or Claimed Player * Rookie

SCORING/GOALTENDING BREAKDOWN



PLAYER	Even Strength			Power Play			Shorthanded			Home					Road				
	G	A	P	G	A	P	G	A	P	GP	G	A	P	+/-	GP	G	A	P	+/-
Artemi Panarin	22	47	69	6	12	18	0	0	0	39	15	25	40	-2	40	13	34	47	16
Pierre-Luc Dubois	25	27	52	2	7	9	0	0	0	41	12	16	28	-2	41	15	18	33	18
Cam Atkinson	29	22	51	8	6	14	4	0	4	41	21	19	40	-1	39	20	9	29	4
Josh Anderson	22	15	37	3	4	7	2	1	3	41	11	13	24	8	41	16	7	23	17
Boone Jenner	14	20	34	1	2	3	1	0	1	39	9	8	17	2	38	7	14	21	4
Oliver Bjorkstrand	20	13	33	3	0	3	0	0	0	39	10	6	16	-2	38	13	7	20	10
Seth Jones	9	24	33	0	10	10	0	3	3	37	3	21	24	1	38	6	16	22	0
Nick Foligno	15	16	31	2	2	4	0	0	0	40	14	9	23	6	33	3	9	12	6
Zach Werenski	9	20	29	2	13	15	0	0	0	41	5	21	26	-7	41	6	12	18	-5
Ryan Murray	1	27	28	0	1	1	0	0	0	30	1	13	14	4	26	0	15	15	16
David Savard	8	16	24	0	0	0	0	0	0	41	3	7	10	12	41	5	9	14	7
Markus Nutivaara	5	16	21	0	0	0	0	0	0	41	3	8	11	-3	39	2	8	10	6
Scott Harrington	2	15	17	0	0	0	0	0	0	36	1	7	8	2	37	1	8	9	4
Alexander Wennberg	0	16	16	1	5	6	1	2	3	37	1	12	13	3	38	1	11	12	-4
Anthony Duclair +	7	7	14	4	1	5	0	0	0	25	5	2	7	3	28	6	6	12	-6
Brandon Dubinsky	6	7	13	0	0	0	0	1	1	29	4	3	7	-10	32	2	5	7	-6
Riley Nash	3	9	12	0	0	0	0	0	0	39	2	7	9	0	39	1	2	3	-8
Ryan Dzingel	3	8	11	1	0	1	0	0	0	10	2	5	7	2	11	2	3	5	2
Matt Duchene	3	7	10	1	1	2	0	0	0	11	3	6	9	-2	12	1	2	3	1
Markus Hannikainen	4	3	7	0	0	0	0	0	0	20	3	2	5	1	24	1	1	2	-6
Lukas Sedlak	4	2	6	0	0	0	0	0	0	24	3	1	4	4	23	1	1	2	-9
Dean Kukan	0	5	5	0	0	0	0	0	0	10	0	2	2	3	15	0	3	3	3
Adam McQuaid	1	1	2	0	0	0	0	0	0	8	1	0	1	-2	6	0	1	1	1
Zac Dalpe	0	1	1	0	0	0	0	0	0	1	0	1	1	1	0	0	0	0	0
Sonny Milano	1	0	1	0	0	0	0	0	0	5	1	0	1	-1	3	0	0	0	1
Alexandre Texier *	1	0	1	0	0	0	0	0	0	0	0	0	0	0	2	1	0	1	3
Gabriel Carlsson *	0	0	0	0	0	0	0	0	0	0	0	0	0	0	1	0	0	0	-1
Adam Clendening	0	0	0	0	0	0	0	0	0	2	0	0	0	1	2	0	0	0	0
Mark Letestu	0	0	0	0	0	0	0	0	0	1	0	0	0	0	1	0	0	0	-1
Eric Robinson *	0	0	0	0	0	0	0	0	0	6	0	0	0	-3	7	0	0	0	-1
Kole Sherwood *	0	0	0	0	0	0	0	0	0	1	0	0	0	0	1	0	0	0	0
Kevin Stenlund *	0	0	0	0	0	0	0	0	0	3	0	0	0	0	1	0	0	0	0

GOALTENDER	HOME				ROAD				TOTAL			
	GP	REC	GAA	SV%	GP	REC	GAA	SV%	GP	REC	GAA	SV%
Sergei Bobrovsky	32	18-13-1	2.73	.907	30	19-11-0	2.43	.919	62	37-24-1	2.58	.913
Joonas Korpisalo	14	4-4-1	3.30	.880	13	6-3-2	2.63	.911	27	10-7-3	2.95	.897
Keith Kinkaid	22	10-8-4	2.97	.900	19	5-10-2	3.82	.882	41	15-18-6	3.36	.891

+ Traded or Claimed Player * Rookie



TIME ON ICE/FACE-OFF REPORT

TIME ON ICE

PLAYER	GP	TOTAL		EVEN STRENGTH		SHORTHANDED		POWER PLAY		SHIFTS		
		TOI	TOI/G	TOI	TOI/G	TOI	TOI/G	TOI	TOI/G	Shifts	TOI/S	Sft/G
Seth Jones	75	1,936:42	25:49	1,590:04	21:12	171:14	2:17	175:24	2:20	2,214	0:52	29.5
Zach Werenski	82	1,877:46	22:54	1,570:49	19:09	105:45	1:17	201:12	2:27	2,250	0:50	27.4
Ryan Murray	56	1,200:36	21:26	1,025:18	18:19	141:35	2:32	33:43	0:36	1,501	0:48	26.8
Artemi Panarin	79	1,568:40	19:51	1,343:45	17:01	3:24	0:03	221:31	2:48	1,816	0:52	23.0
David Savard	82	1,618:59	19:45	1,472:11	17:57	140:11	1:43	6:37	0:05	2,083	0:47	25.4
Cam Atkinson	80	1,550:14	19:23	1,228:17	15:21	107:05	1:20	214:52	2:41	1,951	0:48	24.4
Matt Duchene	23	412:44	17:57	358:32	15:35	0:35	0:02	53:37	2:20	471	0:53	20.5
Pierre-Luc Dubois	82	1,452:40	17:43	1,249:28	15:14	14:39	0:11	188:33	2:18	1,820	0:48	22.2
Nick Foligno	73	1,292:23	17:42	1,049:26	14:23	63:54	0:53	179:03	2:27	1,618	0:48	22.2
Markus Nutivaara	80	1,414:23	17:41	1,387:55	17:21	13:08	0:10	13:20	0:10	1,846	0:46	23.1
Boone Jenner	77	1,313:58	17:04	1,078:34	14:00	112:22	1:28	123:02	1:36	1,705	0:46	22.1
Josh Anderson	82	1,395:56	17:01	1,173:46	14:19	109:50	1:20	112:20	1:22	1,814	0:46	22.1
Alexander Wennberg	75	1,130:48	15:05	894:38	11:56	95:48	1:17	140:22	1:52	1,497	0:45	20.0
Ryan Dzingel	21	299:40	14:16	286:13	13:38	0:52	0:02	12:35	0:36	374	0:48	17.8
Dean Kukan	25	336:38	13:28	335:39	13:26	0:34	0:01	0:25	0:01	470	0:43	18.8
Scott Harrington	73	952:29	13:03	884:31	12:07	67:04	0:55	0:54	0:01	1,338	0:43	18.3
Alexandre Texier *	2	25:32	12:46	25:32	12:46	0:00	0:00	0:00	0:00	32	0:48	16.0
Brandon Dubinsky	61	753:41	12:21	669:45	10:59	78:58	1:18	4:58	0:05	1,178	0:38	19.3
Oliver Bjorkstrand	77	950:03	12:20	854:05	11:06	0:35	0:00	95:23	1:14	1,248	0:46	16.2
Anthony Duclair +	53	652:23	12:19	564:46	10:39	1:49	0:02	85:48	1:37	901	0:43	17.0
Eric Robinson *	13	153:50	11:50	152:35	11:44	0:00	0:00	1:15	0:06	197	0:47	15.2
Adam McQuaid	14	159:47	11:25	153:35	10:58	6:11	0:27	0:01	0:00	246	0:39	17.6
Kevin Stenlund *	4	43:51	10:58	43:46	10:57	0:00	0:00	0:05	0:01	59	0:45	14.8
Riley Nash	78	845:30	10:50	816:40	10:28	22:36	0:17	6:14	0:05	1,157	0:44	14.8
Adam Clendening	4	42:37	10:39	35:28	8:52	6:00	1:30	1:09	0:17	64	0:40	16.0
Markus Hannikainen	44	417:02	9:29	407:07	9:15	7:11	0:10	2:44	0:04	599	0:42	13.6
Gabriel Carlsson *	1	9:21	9:21	8:22	8:22	0:59	0:59	0:00	0:00	17	0:33	17.0
Mark Letestu	2	18:40	9:20	17:59	9:00	0:00	0:00	0:41	0:21	27	0:41	13.5
Kole Sherwood *	2	18:27	9:14	16:50	8:25	0:00	0:00	1:37	0:49	25	0:44	12.5
Zac Dalpe	1	9:01	9:01	9:01	9:01	0:00	0:00	0:00	0:00	16	0:34	16.0
Lukas Sedlak	47	422:57	9:00	392:56	8:22	27:13	0:35	2:48	0:04	620	0:41	13.2
Sonny Milano	8	66:34	8:19	64:58	8:07	0:00	0:00	1:36	0:12	94	0:42	11.8

FACE-OFF REPORT

PLAYER	GP	EVEN STRENGTH			POWER PLAY			SHORTHANDED			TOTAL FACE-OFFS			
		W	L	FO%	W	L	FO%	W	L	FO%	W	L	TOTAL	FO%
Boone Jenner	77	511	432	54.2	56	42	57.1	59	57	50.9	626	531	1,157	54.1
Pierre-Luc Dubois	82	417	544	43.4	34	45	43.0	4	3	57.1	455	592	1,047	43.5
Brandon Dubinsky	61	383	263	59.3	1	9	10.0	43	49	46.7	427	321	748	57.1
Alexander Wennberg	75	300	303	49.8	17	17	50.0	25	44	36.2	342	364	706	48.4
Matt Duchene	23	165	137	54.6	38	23	62.3	0	0	-	203	160	363	55.9
Riley Nash	78	141	165	46.1	1	5	16.7	8	13	38.1	150	183	333	45.0
Nick Foligno	73	78	47	62.4	47	45	51.1	8	10	44.4	133	102	235	56.6
Lukas Sedlak	47	41	39	51.3	1	2	33.3	1	3	25.0	43	44	87	49.4
Cam Atkinson	80	23	49	31.9	1	2	33.3	0	1	0.0	24	52	76	31.6
Josh Anderson	82	8	17	32.0	2	1	66.7	2	8	20.0	12	26	38	31.6
Oliver Bjorkstrand	77	5	8	38.5	0	0	-	0	0	-	5	8	13	38.5
Mark Letestu	2	4	1	80.0	1	0	100.0	0	0	-	5	1	6	83.3
Kevin Stenlund *	4	3	3	50.0	0	0	-	0	0	-	3	3	6	50.0
Ryan Dzingel	21	3	2	60.0	0	0	-	0	0	-	3	2	5	60.0
Anthony Duclair +	53	2	10	16.7	0	2	0.0	0	1	0.0	2	13	15	13.3
Artemi Panarin	79	1	2	33.3	0	1	0.0	0	0	-	1	3	4	25.0
Markus Hannikainen	44	0	2	0.0	0	1	0.0	0	0	-	0	3	3	0.0
Alexandre Texier *	2	0	1	0.0	0	0	-	0	0	-	0	1	1	0.0
Zac Dalpe	1	0	1	0.0	0	0	-	0	0	-	0	1	1	0.0

+ Traded or Claimed Player * Rookie

GAME-BY-GAME RESULTS



GM	DATE	OPPONENT	DEC	RECORD	SCORE	CBJ GOALS	GWG	PP	PK	SF-SA	W-GOALIE	L-GOALIE	ATT
1	Oct. 4	at DET	W*	01-00-00	3-2	13p,77,9	Panarin	1-6	2-3	39-20	Korpisalo	Howard	19,515
2	Oct. 5	CAR	L	01-01-00	1-3	17	Aho	0-3	1-1	32-35	McElhinney	Bobrovsky	18,306+
3	Oct. 9	COL	W	02-01-00	5-2	71,18p,9,71,77	Panarin	1-6	3-4	35-27	Bobrovsky	Grubauer	11,694
4	Oct. 11	at FLA	W	03-01-00	5-4	8p,9,91p,38,13	Atkinson	2-3	2-2	32-41	Korpisalo	Reimer	14,394
5	Oct. 13	at TBL	L	03-02-00	2-8	77,28	Gourde	0-5	3-7	32-31	Vasilevskiy	Bobrovsky	19,092
6	Oct. 18	PHI	W	04-02-00	6-3	91,13,13,71,77,22	Foligno	0-2	2-2	28-35	Bobrovsky	Pickard	13,492
7	Oct. 20	CHI	L	04-03-00	1-4	8	Kruger	0-4	3-3	38-26	Crawford	Bobrovsky	17,005
8	Oct. 23	ARI	L	04-04-00	1-4	18	Strome	0-3	2-3	36-26	Kuemper	Bobrovsky	11,458
9	Oct. 25	at STL	W	05-04-00	7-4	38p,91,38,58,77,91p,3	Anderson	2-4	2-3	32-37	Korpisalo	Johnson	17,068
10	Oct. 27	BUF	W*	06-04-00	5-4	18,9,13,13,9	Panarin	0-3	4-5	37-38	Korpisalo	Ullmark	15,642
11	Oct. 30	DET	L	06-05-00	3-5	77,65,18	Bertuzzi	0-5	1-2	37-32	Howard	Bobrovsky	14,288
12	Nov. 1	at SJS	W	07-05-00	4-1	91,3,71,77s	Jones	0-1	3-3	27-45	Bobrovsky	Dell	15,879
13	Nov. 3	at LAK	L	07-06-00	1-4	8	Carter	0-5	3-4	27-29	Campbell	Bobrovsky	18,230
14	Nov. 4	at ANA	O*	07-06-01	2-3	18,18	Fowler	0-6	5-5	26-30	Gibson	Korpisalo	16,727
15	Nov. 6	DAL	W	08-06-01	4-1	91p,65,71,27	Nutivaara	1-3	1-2	34-28	Bobrovsky	Bishop	14,159
16	Nov. 9	at WSH	W	09-06-01	2-1	28p,91p	Duclair	2-3	4-5	36-34	Bobrovsky	Holtby	18,506
17	Nov. 10	NYR	O**	09-06-02	4-5	13p,18,71,10s	Vesey	1-2	2-2	38-19	Georgiev	Korpisalo	18,384+
18	Nov. 12	at DAL	W	10-06-02	2-1	13p,18	Dubois	1-3	4-4	28-27	Bobrovsky	Khudobin	17,543
19	Nov. 15	FLA	W	11-06-02	7-3	13s,17,18,37,91,77,38	Hannikainen	0-1	2-4	37-43	Korpisalo	Luongo	14,872
20	Nov. 17	at CAR	W	12-06-02	4-1	13,13,8,13p	Atkinson	1-5	3-3	24-31	Bobrovsky	Darling	13,040
21	Nov. 19	at TOR	L	12-07-02	2-4	13,18	Hyman	0-0	0-0	39-26	Andersen	Bobrovsky	19,134
22	Nov. 23	TOR	W	13-07-02	4-2	77,77,13s,37	Atkinson	0-2	3-3	24-34	Bobrovsky	Andersen	18,656+
23	Nov. 24	at PIT	L	13-08-02	2-4	4,13	Guentzel	0-1	1-1	39-36	DeSmith	Korpisalo	18,602
24	Nov. 26	at DET	W	14-08-02	7-5	18,77,9p,65,38,18,3	Dubois	1-4	2-3	32-32	Bobrovsky	Bernier	17,510
25	Nov. 29	MIN	W	15-08-02	4-2	37,13p,20,9	Nash	1-2	1-1	29-25	Bobrovsky	Dubnyk	15,210
26	Dec. 1	at NYI	L	15-09-02	2-3	37,18	Cizikas	0-2	3-3	30-29	Greiss	Bobrovsky	13,917
27	Dec. 4	CGY	L	15-10-02	6-9	8,77p,13,13,71,13	Monahan	1-3	1-4	30-28	Smith	Bobrovsky	14,885
28	Dec. 6	at PHI	W*	16-10-02	4-3	3,17,38,3	Jones	0-5	3-3	30-26	Bobrovsky	Stolarz	19,428
29	Dec. 8	WSH	L	16-11-02	0-4		Connolly	0-4	3-3	28-28	Holtby	Bobrovsky	18,501+
30	Dec. 11	VAN	L	16-12-02	2-3	3,28	Virtanen	0-2	1-1	36-25	Markstrom	Korpisalo	14,689
31	Dec. 13	LAK	W	17-12-02	4-1	45,9,9p,77	Panarin	1-3	3-3	41-30	Bobrovsky	Quick	15,087
32	Dec. 15	ANA	O*	17-12-03	1-2	65	Sprong	0-3	1-1	37-22	Gibson	Bobrovsky	16,171
33	Dec. 17	VGK	W	18-12-03	1-0	71	Foligno	0-2	1-1	31-28	Bobrovsky	Subban	15,008
34	Dec. 20	NJD	W	19-12-03	2-1	71,13	Atkinson	0-4	2-2	38-30	Bobrovsky	Blackwood	15,595
35	Dec. 22	at PHI	W	20-12-03	4-3	8,13,13,9	Panarin	0-2	3-4	19-37	Bobrovsky	Hart	19,311
36	Dec. 23	at NJD	W	21-12-03	3-0	13,28,9	Atkinson	0-4	3-3	20-39	Bobrovsky	Kinkaid	12,872
37	Dec. 27	at NYR	W*	22-12-03	4-3	28,58,8,18	Dubois	0-1	0-1	29-22	Korpisalo	Lundqvist	18,006
38	Dec. 28	TOR	L	22-13-03	2-4	71,9	Marner	0-2	1-2	29-29	Sparks	Bobrovsky	18,963+
39	Dec. 31	OTT	W	23-13-03	6-3	8,18,18,8,13,77	Werenski	0-2	3-3	38-25	Bobrovsky	Hogberg	18,549+
40	Jan. 4	at CAR	L	23-14-03	2-4	28,9	McKegg	0-1	2-2	24-31	McElhinney	Bobrovsky	15,346
41	Jan. 5	at FLA	W*	24-14-03	4-3	91,77,17,3	Jones	0-2	1-1	35-30	Bobrovsky	Reimer	15,213
42	Jan. 8	at TBL	L	24-15-03	0-4		Joseph	0-1	1-1	31-22	Vasilevskiy	Bobrovsky	19,092
43	Jan. 10	NSH	W*	25-15-03	4-3	38,9p,38,9p	Panarin	2-2	2-2	33-35	Korpisalo	Rinne	17,065
44	Jan. 12	at WSH	W*	26-15-03	2-1	13,9p	Panarin	1-3	2-2	22-33	Korpisalo	Copley	18,506
45	Jan. 13	NYR	W	27-15-03	7-5	9,91,13,45,71,58,71	Savard	0-5	3-3	40-27	Bobrovsky	Georgiev	17,417
46	Jan. 15	NJD	W	28-15-03	4-1	13,38,9,18p	Jenner	1-3	2-2	34-30	Korpisalo	Kinkaid	16,377
47	Jan. 18	MTL	L	28-16-03	1-4	28	Tatar	0-2	3-3	35-26	Price	Korpisalo	18,892+
48	Jan. 19	at MIN	L	28-17-03	1-2	9p	Parise	1-4	4-4	20-31	Dubnyk	Bobrovsky	19,054
49	Jan. 29	BUF	L	28-18-03	4-5	18,71p,17,13	Sheary	1-2	2-2	37-34	Hutton	Bobrovsky	15,615
50	Jan. 31	at WPG	L	28-19-03	3-4	9,77p,28	Connor	1-3	3-4	31-26	Hellebuyck	Bobrovsky	15,321
51	Feb. 2	STL	L	28-20-03	2-4	28,18	Taraseenko	0-1	2-2	20-33	Binnington	Korpisalo	18,681+
52	Feb. 5	at COL	W	29-20-03	6-3	28,18,13,77,10p,18	Anderson	1-2	4-4	37-30	Bobrovsky	Grubauer	15,398
53	Feb. 7	at ARI	W	30-20-03	4-2	45,58,77p,38	Anderson	1-2	3-3	33-31	Bobrovsky	Kuemper	15,319
54	Feb. 9	at VGK	W	31-20-03	4-3	77,9,13,13p	Atkinson	1-2	1-1	33-23	Bobrovsky	Fleury	18,301
55	Feb. 12	WSH	W	32-20-03	3-0	91,71,9	Duclair	0-4	1-1	32-20	Bobrovsky	Holtby	15,701
56	Feb. 14	NYI	L	32-21-03	0-3		Cizikas	0-1	2-2	31-27	Greiss	Bobrovsky	16,531
57	Feb. 16	at CHI	W	33-21-03	5-2	18,9,13,9,77	Atkinson	0-1	0-1	30-41	Bobrovsky	Ward	22,196
58	Feb. 18	TBL	L	33-22-03	1-5	45	Kucherov	0-4	1-3	40-20	Vasilevskiy	Korpisalo	16,411
59	Feb. 19	at MTL	L	33-23-03	2-3	77,71	Tatar	0-2	3-3	33-32	Price	Bobrovsky	20,858
60	Feb. 22	at OTT	W	34-23-03	3-0	77,13s,28	Anderson	0-4	4-4	40-22	Bobrovsky	Anderson	13,918
61	Feb. 23	SJS	W	35-23-03	4-0	38,95,13p,18	Jenner	1-2	2-2	26-26	Bobrovsky	Jones	19,025+
62	Feb. 26	PIT	L	35-24-03	2-5	28,13p	Malkin	1-3	2-2	23-27	Murray	Bobrovsky	18,776+
63	Feb. 28	PHI	W*	36-24-03	4-3	28,9,4,3	Jones	0-3	1-2	40-31	Bobrovsky	Elliott	17,169
64	Mar. 2	EDM	L	36-25-03	0-4		Kassian	0-1	1-1	30-24	Koskinen	Bobrovsky	18,628+
65	Mar. 3	WPG	L	36-26-03	2-5	71p,3	Wheeler	1-4	3-3	42-26	Hellebuyck	Bobrovsky	16,091
66	Mar. 5	at NJD	W**	37-26-03	2-1	13	Atkinson	0-2	2-2	18-30	Bobrovsky	Schneider	12,085
67	Mar. 7	at PIT	L	37-27-03	0-3		Kessel	0-3	4-5	25-31	Murray	Korpisalo	18,611
68	Mar. 9	PIT	W	38-27-03	4-1	38,13s,28,13	Atkinson	0-3	3-3	33-29	Bobrovsky	Murray	19,146+
69	Mar. 11	at NYI	L	38-28-03	0-2		Pulock	0-1	2-2	31-20	Greiss	Bobrovsky	11,827
70	Mar. 12	BOS	W	39-28-03	7-4	77,19,38s,95,38,8p,38	Jenner	1-4	3-3	35-31	Bobrovsky	Rask	16,554
71	Mar. 15	CAR	W	40-28-03	3-0	54,58,77s	McQuaid	0-1	2-2	20-46	Bobrovsky	Mrazek	18,832+
72	Mar. 16	at BOS	O*	40-28-04	1-2	95	Marchand	0-1	1-2	25-33	Halak	Korpisalo	17,565
73	Mar. 19	at CGY	L	40-29-04	2-4	8,28p	Frolik	1-3	1-1	33-31	Rittich	Bobrovsky	18,288
74	Mar. 21	at EDM	L	40-30-04	1-4	58	Kassian	0-0	0-1	20-22	Koskinen	Korpisalo	18,347
75	Mar. 24	at VAN	W	41-30-04	5-0	77,18,19,28,77	Anderson	0-2	4-4	33-21	Bobrovsky	Demko	17,805
76	Mar. 26	NYI	W	42-30-04	4-0	19p,9,28,13	Dzingel	1-1	0-0	33-26	Bobrovsky	Greiss	17,928
77	Mar. 28	MTL	W	43-30-04	6-2	58,28,9,20,28,17	Panarin	0-2	2-2	30-28	Bobrovsky	Price	18,641+
78	Mar. 30	at NSH	W	44-30-04	5-2	13,58,28,38,13	Bjorkstrand	0-5	2-2	32-25	Bobrovsky	Saros	17,751
79	Mar. 31	at BUF	W	45-30-04	4-0	18,28,71,77	Dubois	0-2	1-1	36-38	Bobrovsky	Ullmark	17,990
80	Apr. 2	BOS	L	45-31-04	2-6	28p,95p	Marchand	2-4	1-1	34-28	Rask	Bobrovsky	18,890+
81	Apr. 5	at NYR	W**	46-31-04	3-2	19,9	Panarin	0-2	0-0	41-27	Bobrovsky	Georgiev	17,341
82	Apr. 6	at OTT	W	47-31-04	6-2	18,65,18,42,28,20	Dubois	0-0	0-0	27-29	Korpisalo	Anderson	18,425

* Overtime ** Shootout + Home Sellout



GAME-BY-GAME RESULTS

HOME GM	DATE	OPPONENT	DEC	RECORD	SCORE	CBJ GOALS	GWG	PP	PK	SF-SA	W-GOALIE	L-GOALIE	ATT
1	Oct. 5	CAR	L	00-01-00	1-3	17	Aho	0-3	1-1	32-35	McElhinney	Bobrovsky	18,306+
2	Oct. 9	COL	L	01-01-00	5-2	71,18p,9,71,77	Panarin	1-6	3-4	35-27	Bobrovsky	Grubauer	11,694
3	Oct. 18	PHI	W	02-01-00	6-3	91,13,13,71,77,22	Foligno	0-2	2-2	28-35	Bobrovsky	Pickard	13,492
4	Oct. 20	CHI	L	02-02-00	1-4	8	Kruger	0-4	3-3	38-26	Crawford	Bobrovsky	17,005
5	Oct. 23	ARI	L	02-03-00	1-4	18	Strome	0-3	2-3	36-26	Kuemper	Bobrovsky	11,458
6	Oct. 27	BUF	W*	03-03-00	5-4	18,9,13,13,9	Panarin	0-3	4-5	37-38	Korpisalo	Ullmark	15,642
7	Oct. 30	DET	L	03-04-00	3-5	77,65,18	Bertuzzi	0-5	1-2	37-32	Howard	Bobrovsky	14,288
8	Nov. 6	DAL	W	04-04-00	4-1	91p,65,71,27	Nutivaara	1-3	1-2	34-28	Bobrovsky	Bishop	14,159
9	Nov. 10	NYR	O**	04-04-01	4-5	13p,18,71,10s	Vesey	1-2	2-2	38-19	Georgiev	Korpisalo	18,384+
10	Nov. 15	FLA	W	05-04-01	7-3	13s,17,18,37,91,77,38	Hannikainen	0-1	2-4	37-43	Korpisalo	Luongo	14,872
11	Nov. 23	TOR	W	06-04-01	4-2	77,77,13s,37	Atkinson	0-2	3-3	24-34	Bobrovsky	Andersen	18,656+
12	Nov. 29	MIN	W	07-04-01	4-2	37,13p,20,9	Nash	1-2	1-1	29-25	Bobrovsky	Dubnyk	15,210
13	Dec. 4	CGY	L	07-05-01	6-9	8,77p,13,13,71,13	Monahan	1-3	1-4	30-28	Smith	Bobrovsky	14,885
14	Dec. 8	WSH	L	07-06-01	0-4		Connolly	0-4	3-3	28-28	Holtby	Bobrovsky	18,501+
15	Dec. 11	VAN	L	07-07-01	2-3	3,28	Virtanen	0-2	1-1	36-25	Markstrom	Korpisalo	14,689
16	Dec. 13	LAK	W	08-07-01	4-1	45,9,9p,77	Panarin	1-3	3-3	41-30	Bobrovsky	Quick	15,087
17	Dec. 15	ANA	O*	08-07-02	1-2	65	Sprong	0-3	1-1	37-22	Gibson	Bobrovsky	16,171
18	Dec. 17	VGK	W	09-07-02	1-0	71	Foligno	0-2	1-1	31-28	Bobrovsky	Subban	15,008
19	Dec. 20	NJD	W	10-07-02	2-1	71,13	Atkinson	0-4	2-2	38-30	Bobrovsky	Blackwood	15,595
20	Dec. 28	TOR	L	10-08-02	2-4	71,9	Marner	0-2	1-2	29-29	Sparks	Bobrovsky	18,963+
21	Dec. 31	OTT	W	11-08-02	6-3	8,18,18,8,13,77	Werenski	0-2	3-3	38-25	Bobrovsky	Hogberg	18,549+
22	Jan. 10	NSH	W*	12-08-02	4-3	38,9p,38,9p	Panarin	2-2	2-2	33-35	Korpisalo	Rinne	17,065
23	Jan. 13	NYR	W	13-08-02	7-5	9,91,13,45,71,58,71	Savard	0-5	3-3	40-27	Bobrovsky	Georgiev	17,417
24	Jan. 15	NJD	W	14-08-02	4-1	13,38,9,18p	Jenner	1-3	2-2	34-30	Korpisalo	Kinkaid	16,377
25	Jan. 18	MTL	L	14-09-02	1-4	28	Tatar	0-2	3-3	35-26	Price	Korpisalo	18,892+
26	Jan. 29	BUF	L	14-10-02	4-5	18,71p,17,13	Sheary	1-2	2-2	37-34	Hutton	Bobrovsky	15,615
27	Feb. 2	STL	L	14-11-02	2-4	28,18	Tarasenko	0-1	2-2	20-33	Binnington	Korpisalo	18,681+
28	Feb. 12	WSH	W	15-11-02	3-0	91,71,9	Duclair	0-4	1-1	32-20	Bobrovsky	Holtby	15,701
29	Feb. 14	NYI	L	15-12-02	0-3		Cizikas	0-1	2-2	31-27	Greiss	Bobrovsky	16,531
30	Feb. 18	TBL	L	15-13-02	1-5	45	Kucherov	0-4	1-3	40-20	Vasilevskiy	Korpisalo	16,411
31	Feb. 23	SJS	W	16-13-02	4-0	38,95,13p,18	Jenner	1-2	2-2	26-26	Bobrovsky	Jones	19,025+
32	Feb. 26	PIT	L	16-14-02	2-5	28,13p	Malkin	1-3	2-2	23-27	Murray	Bobrovsky	18,776+
33	Feb. 28	PHI	W*	17-14-02	4-3	28,9,4,3	Jones	0-3	1-2	40-31	Bobrovsky	Elliott	17,169
34	Mar. 2	EDM	L	17-15-02	0-4		Kassian	0-1	1-1	30-24	Koskinen	Bobrovsky	18,628+
35	Mar. 3	WPG	L	17-16-02	2-5	71p,3	Wheeler	1-4	3-3	42-26	Hellebuyck	Bobrovsky	16,091
36	Mar. 9	PIT	W	18-16-02	4-1	38,13s,28,13	Atkinson	0-3	3-3	33-29	Bobrovsky	Murray	19,146+
37	Mar. 12	BOS	W	19-16-02	7-4	77,19,38s,95,38,8p,38	Jenner	1-4	3-3	35-31	Bobrovsky	Rask	16,554
38	Mar. 15	CAR	W	20-16-02	3-0	54,58,77s	McQuaid	0-1	2-2	20-46	Bobrovsky	Mrazek	18,832+
39	Mar. 26	NYI	W	21-16-02	4-0	19p,9,28,13	Dzingel	1-1	0-0	33-26	Bobrovsky	Greiss	17,928
40	Mar. 28	MTL	W	22-16-02	6-2	58,28,9,20,28,17	Panarin	0-2	2-2	30-28	Bobrovsky	Price	18,641+
41	Apr. 2	BOS	L	22-17-02	2-6	28p,95p	Marchand	2-4	1-1	34-28	Rask	Bobrovsky	18,890+
ROAD GM	DATE	OPPONENT	DEC	RECORD	SCORE	CBJ GOALS	GWG	PP	PK	SF-SA	W-GOALIE	L-GOALIE	ATT
1	Oct. 4	at DET	W*	01-00-00	3-2	13p,77,9	Panarin	1-6	2-3	39-20	Korpisalo	Howard	19,515
2	Oct. 11	at FLA	W	02-00-00	5-4	8p,9,91p,38,13	Atkinson	2-3	2-2	32-41	Korpisalo	Reimer	14,394
3	Oct. 13	at TBL	L	02-01-00	2-8	77,28	Gourde	0-5	3-7	32-31	Vasilevskiy	Bobrovsky	19,092
4	Oct. 25	at STL	W	03-01-00	7-4	38p,91,38,58,77,91p,3	Anderson	2-4	2-3	32-37	Korpisalo	Johnson	17,068
5	Nov. 1	at SJS	W	04-01-00	4-1	91,3,71,77s	Jones	0-1	3-3	27-45	Bobrovsky	Dell	15,879
6	Nov. 3	at LAK	L	04-02-00	1-4	8	Carter	0-5	3-4	27-29	Campbell	Bobrovsky	18,230
7	Nov. 4	at ANA	O*	04-02-01	2-3	18,18	Fowler	0-6	5-5	26-30	Gibson	Korpisalo	16,727
8	Nov. 9	at WSH	W	05-02-01	2-1	28p,91p	Duclair	2-3	4-5	36-34	Bobrovsky	Holtby	18,506
9	Nov. 12	at DAL	W	06-02-01	2-1	13p,18	Dubois	1-3	4-4	28-27	Bobrovsky	Khudobin	17,543
10	Nov. 17	at CAR	W	07-02-01	4-1	13,13,8,13p	Atkinson	1-5	3-3	24-31	Bobrovsky	Darling	13,040
11	Nov. 19	at TOR	L	07-03-01	2-4	13,18	Hyman	0-0	0-0	39-26	Andersen	Bobrovsky	19,134
12	Nov. 24	at PIT	L	07-04-01	2-4	4,13	Guentzel	0-1	1-1	39-36	DeSmith	Korpisalo	18,602
13	Nov. 26	at DET	W	08-04-01	7-5	18,77,9p,65,38,18,3	Dubois	1-4	2-3	32-32	Bobrovsky	Bernier	17,510
14	Dec. 1	at NYI	L	08-05-01	2-3	37,18	Cizikas	0-2	3-3	30-29	Greiss	Bobrovsky	13,917
15	Dec. 6	at PHI	W*	09-05-01	4-3	3,17,38,3	Jones	0-5	3-3	30-26	Bobrovsky	Stolarz	19,428
16	Dec. 22	at PHI	W	10-05-01	4-3	8,13,13,9	Panarin	0-2	3-4	19-37	Bobrovsky	Hart	19,311
17	Dec. 23	at NJD	W	11-05-01	3-0	13,28,9	Atkinson	0-4	3-3	20-39	Bobrovsky	Kinkaid	12,872
18	Dec. 27	at NYR	W*	12-05-01	4-3	28,58,8,18	Dubois	0-1	0-1	29-22	Korpisalo	Lundqvist	18,006
19	Jan. 4	at CAR	L	12-06-01	2-4	28,9	McKegg	0-1	2-2	24-31	McElhinney	Bobrovsky	15,346
20	Jan. 5	at FLA	W*	13-06-01	4-3	91,77,17,3	Jones	0-2	1-1	35-30	Reimer	Bobrovsky	15,213
21	Jan. 8	at TBL	L	13-07-01	0-4		Joseph	0-1	1-1	31-22	Vasilevskiy	Bobrovsky	19,092
22	Jan. 12	at WSH	W*	14-07-01	2-1	13,9p	Panarin	1-3	2-2	22-33	Korpisalo	Copley	18,506
23	Jan. 19	at MIN	L	14-08-01	1-2	9p	Parise	1-4	4-4	20-31	Dubnyk	Bobrovsky	19,054
24	Jan. 31	at WPG	L	14-09-01	3-4	9,77p,28	Connor	1-3	3-4	31-26	Hellebuyck	Bobrovsky	15,321
25	Feb. 5	at COL	W	15-09-01	6-3	28,18,13,77,10p,18	Anderson	1-2	4-4	37-30	Bobrovsky	Grubauer	15,398
26	Feb. 7	at ARI	W	16-09-01	4-2	45,58,77p,38	Anderson	1-2	3-3	33-31	Bobrovsky	Kuemper	15,319
27	Feb. 9	at VGK	W	17-09-01	4-3	77,9,13,13p	Atkinson	1-2	1-1	33-23	Bobrovsky	Fleury	18,301
28	Feb. 16	at CHI	W	18-09-01	5-2	18,9,13,9,77	Atkinson	0-1	0-1	30-41	Bobrovsky	Ward	22,196
29	Feb. 19	at MTL	L	18-10-01	2-3	77,71	Tatar	0-2	3-3	33-32	Price	Bobrovsky	20,858
30	Feb. 22	at OTT	W	19-10-01	3-0	77,13s,28	Anderson	0-4	4-4	40-22	Bobrovsky	Anderson	13,918
31	Mar. 5	at NJD	W**	20-10-01	2-1	13	Atkinson	0-2	2-2	18-30	Bobrovsky	Schneider	12,085
32	Mar. 7	at PIT	L	20-11-01	0-3		Kessel	0-3	4-5	25-31	Murray	Korpisalo	18,611
33	Mar. 11	at NYI	L	20-12-01	0-2		Pulock	0-1	2-2	31-20	Greiss	Bobrovsky	11,827
34	Mar. 16	at BOS	O*	20-12-02	1-2	95	Marchand	0-1	1-2	25-33	Halak	Korpisalo	17,565
35	Mar. 19	at CGY	L	20-13-04	2-4	8,28p	Frolik	1-3	1-1	33-31	Rittich	Bobrovsky	18,288
36	Mar. 21	at EDM	L	20-14-02	1-4	58	Kassian	0-0	0-1	20-22	Koskinen	Korpisalo	18,347
37	Mar. 24	at VAN	W	21-14-02	5-0	77,18,19,28,77	Anderson	0-2	4-4	33-21	Bobrovsky	Demko	17,805
38	Mar. 30	at NSH	W	22-14-02	5-2	13,58,28,38,13	Bjorkstrand	0-5	2-2	32-25	Bobrovsky	Saros	17,751
39	Mar. 31	at BUF	W	23-14-02	4-0	18,28,71,77	Dubois	0-2	1-1	36-38	Bobrovsky	Ullmark	17,990
40	Apr. 5	at NYR	W**	24-14-02	3-2	19,9	Panarin	0-2	0-0	41-27	Bobrovsky	Georgiev	17,341
41	Apr. 6	at OTT	W	25-14-02	6-2	18,65,18,42,28,20	Dubois	0-0	0-0	27-29	Korpisalo	Anderson	18,425

* Overtime ** Shootout + Home Sellout

STATISTICAL BREAKDOWN



TEAM BY PERIOD

SCORING	1st	2nd	3rd	OT	TOT	AVG
Columbus	84	83	81	8	256	3.1
Opponents	81	73	74	3	231	2.8
SHOTS	1st	2nd	3rd	OT	TOT	AVG
Columbus	861	891	815	25	2,592	31.6
Opponents	775	817	810	16	2,418	29.5

MISCELLANEOUS RECORD

2018-19

One-Goal Games	17-6-4
Two-Goal Games	5-9
Three or More-Goal Games	25-16

RECORD VS. NHL

vs. Metropolitan Division:	18-9-1
vs. Atlantic Division:	13-10-1
vs. EASTERN CONFERENCE:	31-19-2
vs. Central Division:	9-5-0
vs. Pacific Division:	7-7-2
vs. WESTERN CONFERENCE:	16-12-2

RECORD BY MONTH

MONTH	REC	PTS
October	6-5-0	12
November	9-3-2	20
December	8-5-1	17
January	5-6-0	10
February	8-5-0	16
March	9-6-1	19
April	2-1-0	4
TOTALS	47-31-4	98

RECORD BY DAY

DAY	REC	PTS
Monday	4-3-0	8
Tuesday	8-10-0	16
Wednesday	0-0-0	0
Thursday	15-4-0	30
Friday	5-4-0	10
Saturday	11-9-3	25
Sunday	4-1-1	9
TOTALS	47-31-4	98

BLUE JACKETS RECORD WHEN...

PLAYING BACK-TO-BACK GAMES

	OVERALL	HOME	AWAY
First Game:	10-6-0	2-3-0	8-3-0
Second Game:	7-6-3	3-3-1	4-3-2

SCORING (Includes SO Goals)

One Goal or Less	1-14-2	1-8-1	0-6-1
Two Goals or Less	6-27-3	2-14-1	4-13-2
Three Goals	6-2-0	2-1-0	4-1-0
Four Goals or More	35-2-1	18-2-1	17-0-0

ALLOWING (Includes SO Goals)

One Goal or Less	20-0-0	10-0-0	10-0-0
Two Goals or Less	30-2-2	14-0-1	16-2-1
Three Goals	11-6-1	5-3-0	6-3-1
Four Goals or More	6-23-1	3-14-1	3-9-0
In Overtime	10-3-1	3-1-1	7-2-0
Scoring a PP Goal	20-8-1	9-5-1	11-3-0
Shut Out on the PP	27-23-3	13-12-1	14-11-2
Allowing a PP Goal	12-10-1	5-5-0	7-5-0
Killing All SH Situations	35-21-3	17-12-2	18-9-1
Scoring First Goal	33-7-2	12-2-1	21-5-1
Allowing First Goal	14-24-2	10-15-1	4-9-1
Leading After 1st Period	29-4-0	12-2-0	17-2-0
Tied After 1st Period	10-5-4	5-3-2	5-2-2
Trailing After 1st Period	8-22-0	5-12-0	3-10-0
Leading After 2nd Period	32-2-0	17-1-0	15-1-0
Tied After 2nd Period	13-6-3	5-3-2	8-3-1
Trailing After 2nd Period	2-23-1	0-13-0	2-10-1
Leading in Shots	28-21-2	15-12-2	13-9-0
Trailing in Shots	17-8-2	6-3-0	11-5-2
Shots Are Tied	2-2-0	1-2-0	1-0-0



STATISTICAL BREAKDOWN

HAT TRICKS FOR - 3

GOALS	PLAYER	DATE	OPPONENT	OPPOSING GOALTENDER	RESULT
3	Cam Atkinson	Nov. 17, 2018	at Carolina	Scott Darling	4-1, W
3	Cam Atkinson	Dec. 4, 2018	vs. Calgary	David Rittich-1, Mike Smith-2	6-9, L
3	Boone Jenner	Mar. 12, 2019	vs. Boston	Tuukka Rask-2, EN	7-4, W

HAT TRICKS AGAINST - 4

GOALS	PLAYER	DATE	OPPONENT	CBJ GOALTENDER	RESULT
3	Christian Fischer	Oct. 23, 2018	vs. Arizona	Sergei Bobrovsky	1-4, L
3	Cam Fowler	Nov. 4, 2018	at Anaheim	Joonas Korpisalo	2-3, OTL
3	Jake Guentzel	Nov. 24, 2018	at Pittsburgh	Joonas Korpisalo	2-4, L
4	Blake Wheeler	Mar. 3, 2019	vs. Winnipeg	Sergei Bobrovsky-3, EN	2-5, L

EXTRA ATTACKER GOALS FOR - 5

DATE	OPPONENT	GOAL SCORER	TIME	PERIOD	RESULT
Nov. 4, 2018	at Anaheim	Pierre-Luc Dubois	19:28	3rd	2-3, OTL
Jan. 29, 2019	vs. Buffalo	Pierre-Luc Dubois	3:17	1st	4-5, L
Feb. 2, 2019	vs. St. Louis	Pierre-Luc Dubois	17:23	3rd	2-4, L
Feb. 26, 2019	vs. Pittsburgh	Oliver Bjorkstrand	4:55	2nd	2-5, L
Mar. 30, 2019	at Nashville	David Savard	15:58	1st	5-2, W

EXTRA ATTACKER GOALS AGAINST - 5

DATE	OPPONENT	GOAL SCORER	TIME	PERIOD	RESULT
Nov. 3, 2018	at Los Angeles	Alex Iafallo	12:03	1st	L, 1-4
Nov. 26, 2018	at Detroit	Anthony Mantha	17:48	3rd	W, 7-5
Dec. 22, 2018	at Philadelphia	James van Riemsdyk	18:50	3rd	W, 4-3
Jan. 12, 2019	at Washington	Evgeny Kuznetsov	18:54	3rd	OTW, 2-1
Apr. 5, 2019	at NY Rangers	Pavel Buchnevich	19:53	3rd	SOW, 3-2

SPECIAL TEAMS

POWER PLAY	PPG	ATT	PCT	RANK
Overall	34	221	15.4	28th
Home:	17	113	15.0	T-26th
Road:	17	108	15.7	T-26th
6 shorthanded goals against				10th

PENALTY KILLING	GA	ATT	PCT	RANK
Overall:	30	200	85.0	T-1st
Home:	14	93	84.9	5th
Road:	16	107	85.0	3rd
8 shorthanded goals scored				T-11th

PENALTIES

GP	PIM	AVG	RANK
82	512	6.2	2nd

SITUATIONAL SCORING

	GF	GA
5 ON 5	187	170
5 ON 4	30	5
5 ON 3	2	0
4 ON 4	2	5
4 ON 3	2	0
3 ON 3	6	3
3 ON 4	0	0
3 ON 5	0	1
4 ON 5	6	30
Empty Net	15	11
Penalty Shots	1	1
TOTALS	256	231

* Rookie

SHUTOUTS BY BLUE JACKETS - 9

DATE	OPPONENT	GOALTENDER	SV/SCORE
Dec. 17, 2018	vs. Vegas	Sergei Bobrovsky	28, 1-0 W
Dec. 23, 2018	at New Jersey	Sergei Bobrovsky	39, 3-0 W
Feb. 12, 2019	vs. Washington	Sergei Bobrovsky	20, 3-0 W
Feb. 22, 2019	at Ottawa	Sergei Bobrovsky	22, 3-0 W
Feb. 23, 2019	vs. San Jose	Sergei Bobrovsky	26, 4-0 W
Mar. 15, 2019	vs. Carolina	Sergei Bobrovsky	46, 3-0 W
Mar. 24, 2019	at Vancouver	Sergei Bobrovsky	21, 5-0 W
Mar. 26, 2019	vs. NY Islanders	Sergei Bobrovsky	26, 4-0 W
Mar. 31, 2019	at Buffalo	Sergei Bobrovsky	38, 4-0 W

SHUTOUTS BY OPPONENTS - 6

DATE	OPPONENT	GOALTENDER	SV/SCORE
Dec. 8, 2018	vs. Washington	Braden Holtby	28, 0-4 L
Jan. 8, 2019	at Tampa Bay	Andrei Vasilevskiy	31, 0-4 L
Feb. 14, 2019	vs. NY Islanders	Thomas Greiss	31, 0-3 L
Mar. 2, 2019	vs. Edmonton	Mikko Koskinen	30, 0-4 L
Mar. 7, 2019	at Pittsburgh	Matt Murray	25, 0-3 L
Mar. 11, 2019	at NY Islanders	Thomas Greiss	31, 0-2 L



TEAM SCORING

Most goals – game:	7
Most goals – period:	5
Most goals allowed – game:	9
Most goals allowed – period:	5
Fewest goals – game:	0
Fewest goals allowed – game:	0
Most power play goals – game:	2
Most power play goals allowed – game:	4
Most power play attempts – game:	6
Most power play attempts allowed – game:	7
Most shorthanded goals – game:	1
Most shorthanded goals allowed – game:	2
Best PP efficiency (multiple attempts):	2-of-2
Best PK efficiency:	5-of-5
Largest margin of victory:	5
Largest margin of defeat:	6

2018-19 SEASON

5x, MR: Mar. 12 vs. BOS
3rd period, Dec. 31 vs. OTT
Dec. 4 vs. CGY
2nd period, Dec. 4 vs. CGY
6x, MR: Mar. 11 at NYI
9x, MR: Mar. 31 at BUF
5x, MR: Apr. 2 vs. BOS
Oct. 13 at TBL
3x, MR: Nov. 4 at ANA
Oct. 13 at TBL
8x, MR: Mar. 15 vs. CAR
Nov. 3 at LAK
Jan. 10 vs. NSH
Nov. 4 at ANA
Mar. 24 at VAN (5-0 W)
Oct. 13 at TBL (2-8 L)

FRANCHISE RECORD

10	Nov. 4, 2016 vs. MTL
5	3x, MR: Dec. 31, 2018 vs. OTT
10	Mar. 30, 2002 at SJS
6	2nd period, Dec. 17, 2005 at NSH
0	120x, MR: Mar. 11, 2019 at NYI
0	96x, MR: Mar. 31, 2019 at BUF
5	Dec. 10, 2006 vs. OTT
5	3x, MR: Jan. 6, 2007 at SJS
13	2x, MR: Jan. 24, 2004 vs. CHI
12	2x, MR: Oct. 26, 2005 vs. NSH
2	3x, MR: Mar. 19, 2017 at NJD
2	12x, MR: Nov. 3, 2018 at LAK
2-of-2	4x, MR: Jan. 10, 2019 vs. NSH
9-of-9	3x, MR: Mar. 12, 2011 at CAR
10	Nov. 4, 2016 vs. MTL (10-0 W)
8	3x, MR: Nov. 11, 2009 vs. DET (1-9 L)

SHOTS

Most shots – game:	42	Mar. 3 vs. WPG
Most shots – period:	20	1st period, Feb. 18 vs. TBL
Most shots – overtime period:	6	Apr. 5 at NYR
Most shots allowed – game:	46	Mar. 15 vs. CAR
Most shots allowed – period:	25	3rd period, Nov. 1 at SJS
Most shots allowed – overtime period:	4	2x, MR: Mar. 16 at BOS
Fewest shots – game:	18	Mar. 5 at NJD
Fewest shots – period:	2	2x, MR: 1st period, Mar. 21 at EDM
Fewest shots – overtime period:	0	Dec. 15 vs. ANA
Fewest shots allowed – game:	19	Nov. 10 vs. NYR
Fewest shots allowed – period:	2	3rd period, Nov. 10 vs. NYR
Fewest shots allowed – overtime period:	0	5x, MR: Jan. 10 vs. NSH

60	Dec. 3, 2016 at ARI
26	2x, MR: 1st period, Feb. 13, 2018 at NYI
10	Dec. 3, 2016 at ARI
55	Dec. 4, 2014 at FLA
27	1st period, Mar. 26, 2016 at NSH
11	Jan. 11, 2004 at ANA
10	Apr. 1, 2003 at PHI
0	2nd period, Nov. 5, 2015 at LAK
0	32x, MR: Dec. 15, 2018 vs. ANA
13	Feb. 21, 2009 vs. ANA
0	3x, MR: Mar. 18, 2014 vs. CAR
0	34x, MR: Jan. 10, 2019 vs. NSH

PENALTIES

Most penalties – game:	8	Oct. 13 at TBL
Most penalties – period:	5	3rd period, Oct. 13 at TBL
Most penalty minutes – game:	25	Dec. 22 at PHI
Most penalty minutes – period:	19	1st period, Dec. 22 at PHI
Fewest penalties – game:	0	3x, MR: Apr. 6 at OTT
Fewest penalty minutes – game:	0	3x, MR: Apr. 6 at OTT

21	Jan. 11, 2006 vs. PIT
13	3rd period, Feb. 7, 2006 at VAN
70	Feb. 21, 2003 at SJS
52	2nd period, Mar. 26, 2009 vs. CGY
0	10x, MR: Apr. 6, 2019 at OTT
0	10x, MR: Apr. 6, 2019 at OTT

STREAKS

Longest winning streak – overall:	5	2x, MR: Mar. 24-31
Longest winning streak – home:	5	Mar. 9-28
Longest winning streak – road:	5	Mar. 24-Apr. 6
Longest unbeaten streak (pt. earned):	7	2x, MR: Dec. 13-27 (6-0-1)
Longest unbeaten streak (pt. earned) – home:	5	2x, MR: Mar. 9-28 (5-0-0)
Longest unbeaten streak (pt. earned) – road:	5	Mar. 24-Apr. 6 (5-0-0)
Longest regulation losing streak – overall:	5	Jan. 18-Feb. 2
Longest regulation losing streak – home:	3	2x, MR: Jan. 18-Feb. 2
Longest regulation losing streak – road:	2	4x, MR: Mar. 19-21
Longest streak without a win – overall:	5	Jan. 18-Feb. 2 (0-5-0)
Longest streak without a win – home:	3	2x, MR: Jan. 18-Feb. 2 (0-3-0)
Longest streak without a win – road:	5	Mar. 7-21 (0-4-1)

16	Nov. 29, 2016-Jan. 3, 2017
8	2x, MR: Feb. 24-Mar. 22, 2018
8	2x, MR: Dec. 1-31, 2016
18	Nov. 25, 2016-Jan. 3, 2017 (17-0-1)
12	Feb. 11-Mar. 31, 2013 (9-0-3)
11	Nov. 20-Dec. 31, 2016 (10-0-1)
8	3x, MR: Oct. 9-Oct. 22, 2015
6	2x, MR: Oct. 9-Nov. 10, 2015
9	Oct. 12-Nov. 20, 2005
9	3x, MR: Oct. 24-Nov. 11, 2014 (0-8-1)
8	2x, MR: Dec. 4-31, 2003 (0-6-1-1)
14	Oct. 9-Dec. 23, 2003 (0-11-1-2)

Bold indicates team record set in 2018-19
Bold italics indicates tied team record in 2018-19



INDIVIDUAL HIGHS

INDIVIDUAL

Most goals – game:	3	3x, MR: B. Jenner, Mar. 12 vs. BOS
Most assists – game:	4	A. Panarin, Mar. 30 at NSH
Most points – game:	4	6x, MR: A. Panarin, Mar. 30 at NSH
Most goals – period:	2	7x, MR: P. Dubois, 1st period, Apr. 6 at OTT
Most assists – period:	3	A. Panarin, 1st period, Mar. 30 at NSH
Most points – period:	3	5x, MR: A. Panarin, 1st period, Mar. 30 at NSH
Most power play goals – game:	2	A. Panarin, Jan. 10 vs. NSH
Most shorthanded goals – game:	1	8x, MR: J. Anderson, Mar. 15 vs. CAR
Most shots on goal – game:	8	4x, MR: B. Jenner, Feb. 22 vs. OTT
Most shots on goal – period:	6	M. Nutivaara, 1st period, Oct. 9 vs. COL
Highest Plus/Minus:	5	3x, MR: C. Atkinson & A. Panarin, Dec. 31 vs. OTT
Lowest Plus/Minus:	-4	C. Atkinson & A. Panarin, Oct. 20 vs. CHI
Most penalty minutes – game:	21	B. Dubinsky, Dec. 22 at PHI
Most penalty minutes – period:	19	B. Dubinsky, 1st period, Dec. 22 at PHI
Most ice time – forward (regulation game):	25:52	A. Panarin, Jan. 31 at WPG
Most ice time – def. (regulation game):	29:24	S. Jones, Dec. 1 at NYI
Most ice time – forward (overtime game):	24:49	A. Panarin, Dec. 15 vs. ANA
Most ice time – def. (overtime game):	30:14	S. Jones, Nov. 4 at ANA
Longest point scoring streak:	12	C. Atkinson, Nov. 10-Dec. 6 (13-7-20)
Longest goal-scoring streak:	7	C. Atkinson, Nov. 10-24 (9 G)
Longest assist-scoring streak:	4	5x, MR: Z. Werenski, Feb. 22-28 (4 A)
Most saves by a goalie – game:	46	S. Bobrovsky, Mar. 15 vs. CAR
Most saves by a goalie – period:	25	S. Bobrovsky, 3rd period, Nov. 1 at SJS

2018-19 SEASON

FRANCHISE RECORD

4	G. Sanderson, Mar. 29, 2003 at CGY
5	2x, MR: A. Panarin, Dec. 8, 2017 at NJD
5	5x, MR: A. Panarin, Dec. 8, 2017 at NJD
3	3x, MR: J. Carter, 1st period, Dec. 22, 2011 at NSH
3	13x, MR: A. Panarin, 1st period, Mar. 30, 2019 at NSH
3	37x, MR: A. Panarin, 1st period, Mar. 30, 2019 at NSH
3	B. Berard, Jan. 9, 2006 at PHX
1	116x, MR: J. Anderson, Mar. 15, 2019 vs. CAR
10	10x, MR: Z. Werenski, Dec. 5, 2017 vs. NJD
7	2x, MR: C. Atkinson, 3rd period, Nov. 8, 2014 vs. TBL
6	A. Wennberg, Mar. 27, 2018 at EDM
-5	4x, MR: B. Dubinsky, Oct. 13, 2016 vs. BOS
31	D. Westcott, Apr. 13, 2006 vs. STL
31	D. Westcott, 2nd period, Apr. 13, 2006 vs. STL
27:19	R. Whitney, Oct. 14, 2002 vs. PHX
34:59	J. Johnson, Feb. 2, 2013 vs. DET
27:43	D. Vyborny, Dec. 8, 2005 vs. NYI
33:18	D. Quint, Nov. 21, 2001 vs. Detroit
13	R. Johansen, Dec. 18, 2014 - Jan. 17, 2015 (8-8-16)
7	2x, MR: C. Atkinson, Nov. 10-24, 2018 (9G)
8	R. Umberger, Nov. 10-26, 2010 (8A)
52	S. Bobrovsky, Dec. 4, 2014 at FLA, 55 shots
25	2x, MR: S. Bobrovsky, 3rd period, Nov. 1 at SJS

MISCELLANEOUS

Fastest goal to start – game:	0:31	P. Dubois, Oct. 23 vs. ARI	0:10	2x, MR: C. Atkinson, Mar. 28, 2013 at EDM
Fastest goal to start allowed – game:	1:06	M. Rasmussen, Oct. 30 vs. DET	0:08	2x, MR: A. Laaksonen, Feb. 10, 2006 vs. COL
Fastest goal to start – period:	0:21	N. Foligno, 2nd period, Jan. 29 vs. BUF	0:10	2x, MR: C. Atkinson, 1st period Mar. 28, 2013 at EDM
Fastest goal to start allowed – period:	0:12	B. Point, 3rd period, Feb. 18 vs. TBL	0:08	2x, MR: A. Laaksonen, Feb. 10, 2006 vs. COL
Fastest two goals:	0:11	A. Panarin 13:32 (3rd) & B. Jenner 13:43 (3rd), Jan. 10 vs. NSH	0:08	2x, MR: V. Prospal 5:37 (3rd) & M. Letestu 5:45 (3rd), Feb. 11, 2013 vs. SJS
Fastest two goals against:	0:34	B. Point 0:12 (3rd) & B. Point 0:46 (3rd), Feb. 18 vs. TBL	0:05	T. Holmstrom 10:44 (2nd) & P. Datsyuk 10:49 (2nd) – Nov. 24, 2007 vs. DET
Fastest three goals:	1:35	Z. Werenski 17:59 (3rd), C. Atkinson 19:00 (3rd) & J. Anderson 19:34 (3rd), Dec. 31 vs. OTT	0:51	S. Hartnell 2:44 (3rd), B. Saad 3:01 (3rd) & B. Jenner 3:35 (3rd), Dec. 22, 2016 vs. PIT
Fastest three goals against:	1:15	S. Stamkos 19:31 (2nd), B. Point 0:12 (3rd) & B. Point 0:46 (3rd), Feb. 18 vs. TBL	1:15	S. Stamkos 19:31 (2nd), B. Point 0:12 (3rd) & B. Point 0:46 (3rd), Feb. 18, 2019 vs. TBL

Bold indicates individual record set in 2018-19

Bold italics indicates tied individual record in 2018-19

INJURY REPORT



The Blue Jackets lost 88 man games due to injury in 2018-19, the fewest in a single season in club history... The man games missed totals for the club's previous seasons were – **2017-18:** 224; **2016-17:** 210; **2015-16:** 298; **2014-15:** 508; **2013-14:** 297; **2012-13:** 137; **2011-12:** 411; **2010-11:** 244; **2009-10:** 275; **2008-09:** 343; **2007-08:** 233; **2006-07:** 290; **2005-06:** 289; **2003-04:** 213; **2002-03:** 199; **2001-02:** 155 and **2000-01:** 176

Player	Injury	Date of Injury/First Game Missed	First Game Back From Injury	Games Missed
Cam Atkinson	Illness	Nov. 9 at Washington	Nov. 10 vs. NY Rangers	1
	Face	Jan. 31 at Winnipeg	Feb. 2 vs. St. Louis	1
Sergei Bobrovsky	Illness	Nov. 15 vs. Florida	Nov. 17 at Carolina	1
	Upper Body	Mar. 21 at Edmonton	Mar. 24 at Vancouver	1
Brandon Dubinsky	Strained Oblique	Oct. 9 vs. Colorado	Nov. 3 at Los Angeles	10
	Hamstring	Jan. 10 vs. Nashville	Jan. 18 vs. Montreal	4
	Hip	Feb. 5 at Colorado	Feb. 19 at Montreal	7
Markus Hannikainen	Elbow	Jan. 10 vs. Nashville	Jan. 29 vs. Buffalo	6
	Illness	Feb. 16 at Chicago	Feb. 26 vs. Pittsburgh	5
Scott Harrington	Upper body	Oct. 4 at Detroit	Oct. 9 vs. Colorado	2
	Illness	Jan. 5 at Florida	Jan. 10 vs. Nashville	2
Boone Jenner	Ankle Infection	Jan. 29 vs. Buffalo	Feb. 5 at Colorado	3
	Lower Body	Feb. 16 at Chicago	Feb. 18 vs. Tampa Bay	1
	Illness	Mar. 11 at NY Islanders	Mar. 12 vs. Boston	1
Seth Jones	Knee	Oct. 4 at Detroit	Oct. 23 vs. Arizona	7
Adam McQuaid	Upper Body	Mar. 30 at Nashville		5
Ryan Murray	Illness	Jan. 12 at Washington	Jan. 13 vs. NY Rangers	1
	Lower Body	Feb. 5 at Colorado	Feb. 7 at Arizona	1
	Upper Body	Feb. 19 at Montreal		24
Riley Nash	Illness	Nov. 15 vs. Florida	Nov. 17 at Carolina	1
Markus Nutivaara	Illness	Mar. 19 at Calgary	Mar. 21 at Edmonton	1
Artemi Panarin	Illness	Nov. 15 vs. Florida	Nov. 17 at Carolina	1
	Lower Body	Dec. 17 vs. Vegas	Dec. 20 vs. New Jersey	1
	Illness	Feb. 19 at Montreal	Feb. 22 at Ottawa	1

TOTAL MAN GAMES MISSED: 88





2018-19 TRANSACTIONS

DATE	TRANSACTION	DATE	TRANSACTION
Oct. 1, 2018	Placed D Seth Jones (knee) on injured reserve retroactive to Sept. 25 and D Ryan Murray (lower body) on Injured Reserve retroactive to Sept. 18. Assigned F Kevin Stenlund to Cleveland (AHL). Placed F Alex Broadhurst on waivers for purpose of assigning him to the AHL team. Assigned F Jonathan Davidsson to Djurgardens IF in the Swedish Hockey League.	Feb. 11, 2019	Assigned C Mark Letestu to Cleveland (AHL).
Oct. 2, 2018	Assigned C Alex Broadhurst and G Matiss Kivlenieks to Cleveland (AHL).	Feb. 15, 2019	Placed C Brandon Dubinsky on Injured Reserve and recalled RW Kole Sherwood from Cleveland (AHL).
Oct. 3, 2018	Activated D Ryan Murray off Injured Reserve and placed D Scott Harrington (upper body) on Injured Reserve.	Feb. 19, 2019	Activated C Brandon Dubinsky off Injured Reserve, placed LW Markus Hannikainen on Injured Reserve, recalled D Adam Clendening from Cleveland (AHL) and assigned RW Kole Sherwood to AHL club.
Oct. 8, 2018	Placed C Brandon Dubinsky (strained oblique) on Injured Reserve. Activated D Scott Harrington off Injured Reserve.	Feb. 22, 2019	Placed D Ryan Murray on Injured Reserve.
Oct. 10, 2018	Assigned D Gabriel Carlsson to Cleveland (AHL).	Feb. 22, 2019	Acquired C Matt Duchene and D Julius Bergman from Ottawa in exchange for two conditional first round picks (2019 and 2020), RW Vitaly Abramov and RW Jonathan Davidsson.
Oct. 22, 2018	Activated D Seth Jones off Injured Reserve.	Feb. 23, 2019	Assigned D Adam Clendening to Cleveland (AHL).
Nov. 3, 2018	Activated C Brandon Dubinsky off Injured Reserve and assigned LW Sonny Milano to Cleveland (AHL).	Feb. 23, 2019	Acquired LW Ryan Dzingel and a 2019 seventh round pick from Ottawa in exchange for LW Anthony Duclair and two second round selections (2020 and 2021).
Nov. 14, 2018	Assigned D Adam Clendening to Cleveland (AHL).	Feb. 24, 2019	Activated LW Markus Hannikainen off Injured Reserve.
Nov. 14, 2018	Recalled D Gabriel Carlsson from Cleveland (AHL).	Feb. 25, 2019	Acquired G Keith Kinkaid from New Jersey in exchange for a 2022 fifth round pick.
Nov. 15, 2018	Recalled C Zac Dalpe and added G Jean-Francois Berube to roster on emergency recall from Cleveland (AHL). Assigned D Gabriel Carlsson to AHL club.	Feb. 25, 2019	Acquired D Adam McQuaid from NY Rangers in exchange for D Julius Bergman along with 2019 fourth and seventh round picks.
Nov. 16, 2018	Recalled D Gabriel Carlsson from Cleveland (AHL). Assigned G Jean-Francois Berube and C Zac Dalpe to AHL club.	Feb. 25, 2019	Traded C Alex Broadhurst to Winnipeg in exchange for future considerations.
Nov. 20, 2018	Assigned D Gabriel Carlsson to Cleveland (AHL).	Feb. 27, 2019	Signed C Zac Dalpe to a two-year, two-way NHL/AHL contract extension.
Dec. 5, 2018	Loaned D Dean Kukan to Cleveland (AHL) for conditioning purposes.	Mar. 15, 2019	Signed RW Trey Fix-Wolansky to a three-year, entry level contract.
Dec. 6, 2018	Recalled D Gabriel Carlsson from Cleveland (AHL).	Mar. 15, 2019	Assigned C Alexandre Texier from KalPa (Liiga) to Cleveland (AHL).
Dec. 7, 2018	Assigned D Gabriel Carlsson to Cleveland (AHL).	Mar. 20, 2019	Signed G Elvis Merzlikins to one-year, entry level contract.
Dec. 12, 2018	Recalled C Zac Dalpe from Cleveland (AHL).	Mar. 30, 2019	Recalled D Adam Clendening from Cleveland (AHL).
Dec. 13, 2018	Assigned C Zac Dalpe to Cleveland (AHL).	Apr. 1, 2019	Signed D Andrew Peeke to three-year, entry level contract.
Dec. 17, 2018	Recalled D Dean Kukan from Cleveland (AHL).	Apr. 3, 2019	Assigned D Adam Clendening from Cleveland (AHL).
Dec. 31, 2018	Recalled LW Eric Robinson from Cleveland (AHL).	Apr. 4, 2019	Recalled D Adam Clendening and C Alexandre Texier from Cleveland (AHL).
Jan. 10, 2019	Placed C Brandon Dubinsky and LW Markus Hannikainen on Injured Reserve. Recalled G Jean-Francois Berube from Cleveland (AHL).	Apr. 7, 2019	Assigned D Adam Clendening to Cleveland (AHL).
Jan. 11, 2019	Recalled C Kevin Stenlund from Cleveland (AHL). Assigned G Jean-Francois Berube and LW Eric Robinson to AHL club.	Apr. 9, 2019	Recalled D Adam Clendening from Cleveland (AHL).
Jan. 12, 2019	Recalled D Gabriel Carlsson from Cleveland (AHL).	Apr. 11, 2019	Assigned D Adam Clendening to Cleveland (AHL).
Jan. 13, 2019	Recalled RW Kole Sherwood from Cleveland (AHL).	Apr. 12, 2019	Recalled D Adam Clendening from Cleveland (AHL).
Jan. 14, 2019	Assigned D Gabriel Carlsson and RW Kole Sherwood to Cleveland (AHL).	Apr. 13, 2019	Signed D Vladislav Gavrikov to a two-year entry level contract.
Jan. 17, 2019	Activated C Brandon Dubinsky off Injured Reserve.	Apr. 15, 2019	Recalled C Zac Dalpe from Cleveland (AHL).
Jan. 20, 2019	Assigned C Kevin Stenlund to Cleveland (AHL).	Apr. 17, 2019	Assigned C Zac Dalpe to Cleveland (AHL).
Jan. 29, 2019	Activated LW Markus Hannikainen off Injured Reserve and recalled C Mark Letestu from Cleveland (AHL).	Apr. 18, 2019	Assigned C Liam Foudy to Cleveland (AHL).
		May 4, 2019	Signed G Daniil Tarasov to a three-year entry level contract.
		May 7, 2019	Assigned C Alexandre Texier to Cleveland (AHL).

VS. THE NHL





ALL-TIME RECORD VS.

	TOTAL								AT HOME								ON ROAD							
	GP	W	L	T	OL	GF*	GA*	PTS	GP	W	L	T	OL	GF*	GA*	PTS	GP	W	L	T	OL	GF*	GA*	PTS
ANAHEIM	59	29	24	1	5	156	163	64	29	16	11	0	2	78	72	34	30	13	13	1	3	78	91	30
ARIZONA	59	26	27	4	2	144	159	58	29	15	12	1	1	73	70	32	30	11	15	3	1	71	89	26
BOSTON	30	12	11	0	7	80	101	31	16	7	6	0	3	45	57	17	14	5	5	0	4	35	44	14
BUFFALO	32	19	12	1	0	97	84	39	15	9	5	1	0	50	41	19	17	10	7	0	0	47	43	20
CALGARY	59	32	21	0	6	157	149	70	30	18	8	0	4	86	69	40	29	14	13	0	2	71	80	30
CAROLINA	38	18	17	0	3	98	93	39	18	9	8	0	1	45	41	19	20	9	9	0	2	53	52	20
CHICAGO	85	34	41	2	8	231	280	78	43	19	18	1	5	134	147	44	42	15	23	1	3	97	133	34
COLORADO	59	20	33	1	5	129	194	46	29	10	15	1	3	61	93	24	30	10	18	0	2	68	101	22
DALLAS	59	26	27	0	6	139	158	58	30	13	13	0	4	74	82	30	29	13	14	0	2	65	76	28
DETROIT	92	36	43	1	12	214	278	85	47	20	19	1	7	106	136	48	45	16	24	0	5	108	142	37
EDMONTON	59	22	31	3	3	149	209	50	30	14	12	3	1	81	101	32	29	8	19	0	2	68	108	18
FLORIDA	30	21	7	0	2	94	69	44	15	12	2	0	1	46	28	25	15	9	5	0	1	48	42	19
LOS ANGELES	59	24	29	1	5	139	176	54	29	15	11	0	3	80	88	33	30	9	18	1	2	59	88	21
MINNESOTA	58	30	23	1	4	140	137	65	28	18	8	1	1	73	56	38	30	12	15	0	3	67	81	27
MONTREAL	29	14	12	1	2	76	65	31	13	7	5	0	1	44	30	15	16	7	7	1	1	32	35	16
NASHVILLE	86	27	48	1	10	191	261	65	42	18	19	0	5	97	116	41	44	9	29	1	5	94	145	24
NEW JERSEY	37	22	13	1	1	97	79	46	19	12	7	0	0	57	45	24	18	8	6	1	1	40	34	22
NY ISLANDERS	39	21	12	1	5	122	104	48	21	14	3	1	3	75	46	32	18	7	9	0	2	47	58	16
NY RANGERS	37	18	14	1	4	118	110	41	20	10	9	0	1	63	53	21	17	8	5	1	3	55	57	20
OTTAWA	29	13	14	2	0	87	87	28	14	7	6	1	0	43	43	15	15	6	8	1	0	42	44	13
PHILADELPHIA	38	21	11	3	1	101	98	46	18	13	2	2	1	49	35	29	18	8	9	1	0	52	63	17
PITTSBURGH	39	13	19	0	7	104	126	33	20	9	7	0	4	61	61	22	19	4	12	0	3	43	65	11
SAN JOSE	59	23	31	0	5	143	162	51	30	15	12	0	3	82	63	33	29	8	19	0	2	61	99	18
ST. LOUIS	85	31	39	3	12	224	259	77	42	20	15	2	5	120	110	47	43	11	24	1	7	104	149	30
TAMPA BAY	31	10	17	1	3	62	89	24	15	6	8	1	0	30	40	13	16	4	9	0	3	32	49	11
TORONTO	28	14	13	1	0	81	84	29	13	6	7	0	0	41	44	12	15	8	6	1	0	40	40	17
VANCOUVER	59	20	29	2	8	145	199	50	30	10	15	2	3	67	99	25	29	10	14	0	5	78	100	25
VEGAS	4	3	1	0	0	12	10	6	2	2	0	0	0	5	1	4	2	1	1	0	0	7	9	2
WASHINGTON	40	15	18	1	6	105	121	37	21	9	9	0	3	63	64	21	19	6	9	1	3	42	57	16
WINNIPEG	26	13	13	0	0	72	69	26	13	6	7	0	0	32	34	12	13	7	6	0	0	40	35	14
TOTALS	1,442	627	650	33	132	3,707	4,173	1,419	721	359	279	18	65	1,961	1,964	801	721	268	371	15	67	1,746	2,209	618

*GOALS SCORED IN REGULATION AND OVERTIME

LAST 10 GAMES VS. OTHER CLUBS

MOST TO LEAST RECENT

		1	2	3	4	5	6	7	8	9	10	RECORD
ANAHEIM	OVERALL	O	O	L	W	W	W	W	L	W	L	5-3-2
	HOME	O	W	W	W	W	L	W	L	W	L	6-3-1
	ROAD	O	L	W	L	L	W	W	L	W	L	4-5-1
ARIZONA	OVERALL	W	L	W	W	W	W	W	W	L	L	7-3-0
	HOME	L	W	W	W	L	W	W	W	W	W	8-2-0
	ROAD	W	W	W	W	L	W	L	L	L	W	6-4-0
BOSTON	OVERALL	L	O	W	W	L	W	W	L	L	W	5-4-1
	HOME	L	W	W	W	L	O	W	O	L	L	4-4-2
	ROAD	O	W	L	L	W	O	W	L	O	O	3-3-4
BUFFALO	OVERALL	W	L	W	L	W	W	W	L	W	W	7-3-0
	HOME	L	W	W	W	W	L	W	L	L	W	6-4-0
	ROAD	W	L	W	L	W	L	W	W	W	L	6-4-0
CALGARY	OVERALL	L	L	W	W	W	L	W	L	W	W	6-4-0
	HOME	L	W	L	L	W	L	W	O	O	W	4-4-2
	ROAD	L	W	W	W	W	W	W	W	W	L	8-2-0
CAROLINA	OVERALL	W	L	W	L	L	W	L	W	O	W	5-4-1
	HOME	W	L	W	L	W	W	L	O	L	L	4-5-1
	ROAD	L	W	L	W	O	L	W	L	W	O	4-4-2
CHICAGO	OVERALL	W	L	W	L	L	W	W	L	W	W	6-4-0
	HOME	L	W	W	W	W	L	O	L	L	L	4-5-1
	ROAD	W	L	L	L	W	L	O	L	L	L	2-7-1
COLORADO	OVERALL	W	W	W	L	W	O	W	W	L	W	7-2-1
	HOME	W	W	O	W	L	O	W	L	O	W	5-2-3
	ROAD	W	L	W	W	W	L	W	L	W	W	7-3-0
DALLAS	OVERALL	W	W	W	W	W	W	W	L	W	L	8-2-0
	HOME	W	W	W	W	L	W	O	W	L	L	6-3-1
	ROAD	W	W	W	L	W	W	W	W	L	L	7-3-0

LAST 10 GAMES VS.



		1	2	3	4	5	6	7	8	9	10	RECORD
DETROIT	OVERALL	W	L	W	W	W	W	W	W	W	L	8-2-0
	HOME	L	W	W	W	L	W	L	W	W	W	7-3-0
	ROAD	W	W	W	W	W	O	W	W	L	W	8-1-1
EDMONTON	OVERALL	L	L	W	L	W	W	W	L	W	W	6-4-0
	HOME	L	L	W	W	W	W	W	L	L	W	6-4-0
	ROAD	L	W	W	L	W	L	L	L	L	L	3-7-0
FLORIDA	OVERALL	W	W	W	W	W	W	W	L	O	W	8-1-1
	HOME	W	W	W	W	W	O	W	W	W	W	9-0-1
	ROAD	W	W	W	L	O	L	L	W	W	W	6-3-1
LOS ANGELES	OVERALL	W	L	L	L	W	O	O	W	L	L	3-5-2
	HOME	W	L	W	O	L	W	L	W	L	L	4-5-1
	ROAD	L	L	O	W	L	O	L	L	L	W	2-6-2
MINNESOTA	OVERALL	L	W	O	W	W	W	L	L	W	W	6-3-1
	HOME	W	O	W	L	W	W	L	W	L	W	6-3-1
	ROAD	L	W	W	L	W	W	W	L	W	L	6-4-0
MONTREAL	OVERALL	W	L	L	W	L	W	O	W	W	W	6-3-1
	HOME	W	L	W	W	W	W	L	L	O	W	6-3-1
	ROAD	L	L	W	O	W	L	L	W	L	W	4-5-1
NASHVILLE	OVERALL	W	W	L	L	L	L	W	W	L	L	3-7-0
	HOME	W	L	L	W	L	L	W	W	L	O	4-5-1
	ROAD	W	L	L	L	L	W	W	L	W	L	4-6-0
NEW JERSEY	OVERALL	W	W	W	W	W	W	W	L	W	W	9-1-0
	HOME	W	W	W	L	W	L	W	W	W	L	7-3-0
	ROAD	W	W	W	W	W	W	L	W	W	W	9-1-0
NY ISLANDERS	OVERALL	W	L	L	L	W	L	W	W	W	W	6-4-0
	HOME	W	L	W	W	W	W	O	O	L	W	6-2-2
	ROAD	L	L	W	L	W	L	L	L	W	L	3-7-0
NY RANGERS	OVERALL	W	W	W	O	W	W	L	W	W	L	7-2-1
	HOME	W	O	W	W	L	L	W	L	L	L	4-5-1
	ROAD	W	W	W	L	W	W	L	L	O	O	5-3-2
OTTAWA	OVERALL	W	W	W	W	L	W	L	W	L	W	7-3-0
	HOME	W	W	W	L	W	L	L	L	L	W	5-5-0
	ROAD	W	W	L	L	W	L	W	L	W	L	5-5-0
PHILADELPHIA	OVERALL	W	W	W	W	W	L	O	W	L	W	7-2-1
	HOME	W	W	O	W	W	W	W	W	W	W	9-0-1
	ROAD	W	W	W	L	L	W	L	W	W	L	6-4-0
PITTSBURGH	OVERALL	W	L	L	L	O	L	O	O	L	W	2-5-3
	HOME	W	L	O	L	W	W	L	W	W	W	6-3-1
	ROAD	L	L	O	O	L	O	L	W	L	W	2-5-3
SAN JOSE	OVERALL	W	W	W	L	L	L	L	W	W	W	6-4-0
	HOME	W	L	L	L	W	O	W	W	W	L	5-4-1
	ROAD	W	W	L	W	W	L	W	L	L	W	6-4-0
ST LOUIS	OVERALL	L	W	L	L	W	O	L	W	W	W	5-4-1
	HOME	L	L	W	W	W	O	W	L	L	W	5-4-1
	ROAD	W	L	O	L	W	L	L	L	W	L	3-6-1
TAMPA BAY	OVERALL	L	L	L	L	O	L	W	W	W	L	3-6-1
	HOME	L	L	L	W	L	L	L	W	W	L	3-7-0
	ROAD	L	L	O	W	W	L	L	W	L	L	3-6-1
TORONTO	OVERALL	L	W	L	L	W	W	W	L	W	W	6-4-0
	HOME	L	W	W	L	W	L	W	L	W	L	5-5-0
	ROAD	L	L	W	W	W	W	L	W	W	W	7-3-0
VANCOUVER	OVERALL	W	L	O	L	L	W	W	L	W	L	4-5-1
	HOME	L	L	L	L	L	W	O	W	W	L	3-6-1
	ROAD	W	O	W	W	W	L	O	L	L	O	4-3-3
VEGAS	OVERALL	W	W	W	L							3-1-0
	HOME	W	W									2-0-0
	ROAD	W	L									1-1-0
WASHINGTON	OVERALL	W	W	L	W	W	L	L	L	L	O	4-5-1
	HOME	W	L	W	L	L	W	L	W	L	W	5-5-0
	ROAD	W	W	L	L	O	L	W	L	L	W	4-5-1
WINNIPEG	OVERALL	L	L	W	W	L	W	L	L	L	L	3-7-0
	HOME	L	W	L	L	L	L	W	W	W	W	5-5-0
	ROAD	L	W	W	L	L	W	W	W	W	L	6-4-0




ANAHEIM DUCKS



ANAHEIM DUCKS

Honda Center / 2695 E. Katella Ave. / Anaheim, CA 92806

anaheimducks.com / p: 714.940.2900 / @AnaheimDucks



JOHN GIBSON

DIRECTORY

First Season: 1993-94

Home Ice: Honda Center

Capacity: 17,174 (opened in 1993)

Playoff Appearances: 15 (most recent, 2017-18)

Stanley Cup Titles: 1 (2007)

EVP and General Manager: Bob Murray

Head Coach: Dallas Eakins

Assistant Coaches: Marty Wilford,
Mark Morrison, Rich Preston

Public Relations Contact: Alex Gilchrist

TV Play-by-Play: John Ahlers

TV Color Analyst: Brian Hayward

Radio Play-by-Play: Steve Carroll

Radio Color Analyst: Dan Wood

2019-20 SCHEDULE

DATE	HOME/AWAY	START (ET)
Oct. 11, 2019	at CBJ	7:00 PM
Jan. 7, 2020	at ANA	10:00 AM

2018-19 SEASON

Record: 35-37-10, 80 pts.

Home: 19-14-8, 46 pts.

Away: 16-23-2, 34 pts.

Playoffs: Did not qualify

LEADERS

Points: Ryan Getzlaf, 48

Goals: Jakob Silfverberg, 24

Assists: Ryan Getzlaf, 34

+/-: Troy Terry, 8

Def. Points: Hampus Lindholm, 28

Goaltending: John Gibson, 26-22-8, 2.84 GAA

2018-19 RESULTS (0-0-2)

DATE	RESULT	ATTN	W/L GOALTENDERS	GW GOAL
Nov. 4, 2018	at ANA 3, CBJ 2 (OT)	16,727	John Gibson / Joonas Korpisalo	Cam Fowler
Dec. 15, 2018	ANA 2, at CBJ 1 (OT)	16,171	John Gibson / Sergei Bobrovsky	Daniel Sprong

GOALS BY PERIOD	1ST	2ND	3RD	OT	TOTAL	SHOTS BY PERIOD	1ST	2ND	3RD	OT	TOTAL
Columbus	1	1	1	0	3	Columbus	14	21	27	1	63
Anaheim	1	2	0	2	5	Anaheim	15	19	16	2	52

POWER PLAY	GOALS	ATTEMPTS	PCT	PENALTY KILLING	KILLS	ATTEMPTS	PCT
Columbus	0	9	0.0	Columbus	6	6	100.0
Anaheim	0	6	0.0	Anaheim	9	9	100.0

SKATERS

COLUMBUS	GP	G	A	P	+/-	PIM	PP	SH	GW	EN	S	%	ANAHEIM	GP	G	A	P	+/-	PIM	PP	SH	GW	EN	S	%
Pierre-Luc Dubois	2	2	0	2	0	6	0	0	0	0	4	50.0	Cam Fowler	1	3	0	3	1	2	0	0	1	0	6	50.0
Boone Jenner	2	0	2	2	2	0	0	0	0	0	1	0.0	Daniel Sprong	1	2	0	2	2	0	0	0	1	0	2	100.0
Seth Jones	2	0	2	2	-1	0	0	0	0	0	3	0.0	Adam Henrique	2	0	2	2	3	0	0	0	0	0	2	0.0
Markus Nutivaara	2	1	0	1	-1	0	0	0	0	0	2	50.0	Brandon Montour	2	0	1	1	1	0	0	0	0	0	4	0.0
Brandon Dubinsky	2	0	1	1	1	0	0	0	0	0	7	0.0	Kiefer Sherwood	2	0	1	1	0	0	0	0	0	0	4	0.0
Josh Anderson	2	0	0	0	2	2	0	0	0	0	6	0.0													

GOALTENDING

COLUMBUS	GP	MIN	GA	GAA	SO	W	L	OTL	SA	SV%	ANAHEIM	GP	MIN	GA	GAA	SO	W	L	OTL	SA	SV%
Sergei Bobrovsky	1	61	2	1.98	0	0	0	1	22	.909	John Gibson	2	122	3	1.48	0	2	0	0	63	.952
Joonas Korpisalo	1	60	3	3.00	0	0	0	1	30	.900											

COLUMBUS VS. ANAHEIM ALL-TIME

SEASON	W-L-T-O	HOME	AWAY	GF-GA	SF-SA	PP	PK	PIM
2000-01	3-0-0-1	2-0-0-0	1-0-0-1	16-10	84-121	8-of-19	13-of-16	36-44
2001-02	3-1-0-0	2-0-0-0	1-1-0-0	10-8	115-123	3-of-12	18-of-19	58-44
2002-03	0-4-0-0	0-2-0-0	0-2-0-0	5-14	113-125	1-of-18	12-of-15	49-55
2003-04	2-1-1-0	2-0-0-0	0-1-1-0	8-7	118-152	2-of-20	19-of-20	44-42
2005-06	2-2-0	1-1-0	1-1-0	9-10	123-150	5-of-37	19-of-22	70-110
2006-07	2-2-0	0-2-0	2-0-0	13-16	130-130	1-of-22	15-of-21	87-78
2007-08	1-1-2	1-0-1	0-1-1	9-7	119-124	6-of-31	20-of-24	99-104
2008-09	1-3-0	0-2-0	1-1-0	9-13	121-98	3-of-24	13-of-15	83-103
2009-10	3-1-0	1-1-0	2-0-0	14-11	131-133	4-of-16	13-of-16	65-79
2010-11	2-2-0	1-1-0	1-1-0	9-13	115-133	3-of-14	10-of-16	61-68
2011-12	2-2-0	1-1-0	1-1-0	13-15	87-117	5-of-15	11-of-17	101-90
2012-13	2-1-0	1-0-0	1-1-0	7-6	73-87	0-of-7	5-of-8	20-18
2013-14	1-1-0	0-1-0	1-0-0	7-6	54-68	2-of-6	6-of-7	25-12
2014-15	1-1-0	1-0-0	0-1-0	6-7	44-74	2-of-7	6-of-9	35-31
2015-16	1-1-0	1-0-0	0-1-0	5-7	70-61	1-of-6	4-of-5	19-21
2016-17	2-0-0	1-0-0	1-0-0	7-2	55-67	1-of-8	7-of-7	21-23
2017-18	1-1-0	1-0-0	0-1-0	6-6	67-62	1-of-11	6-of-6	18-30
2018-19	0-0-2	0-0-1	0-0-1	3-5	63-52	0-of-9	6-of-6	14-20
TOTAL	29-24-1-5	16-11-0-2	13-13-1-3	156-163	1,682-1,877	48-of-282	203-of-249	905-972

	OVERALL	AT CBJ	AT ANA
Current Streak:	0-1-2 since 3/2/18	4-0-1 since 3/24/15	0-1-1 since 3/2/18
Last 10 Games:	5-3-2	6-3-1	4-5-1
Last Win:	12/1/17, 4-2 at CBJ	12/1/17, 4-2	10/28/16, 4-0
Last Regulation Loss:	3/2/18, 2-4 at ANA	10/27/13, 3-4	3/2/18, 2-4
Most Lopsided Win:	4, 2x (10/28/16 most recent, 4-0 at ANA)	4, 10/5/07 (4-0)	4, 10/28/16 [4-0]
Most Lopsided Loss:	6, 1/7/11 (0-6 at ANA)	3, 2x (2/21/09 most recent, 2-5)	6, 1/7/11 (0-6)
Last Tie:	1/11/04, 2-2 at ANA	None	1/11/04, 2-2
Last OT Game:	12/15/18, 1-2 OTL at CBJ	12/15/18, 1-2 OTL	11/4/18, 2-3 OTL
OT Record (W-L-T):	8-5-1	4-2-0	4-3-1
Most Goals Scored:	6, 10/24/09 at ANA (6-4 W)	5, 2x (3/24/15 most recent, 5-3 W)	6, 10/24/09 (6-4 W)
Most Goals Allowed:	7, 1/8/12 at ANA (4-7 L)	5, 3x (2/12/12 most recent, 3-5 L)	7, 1/8/12 (4-7 L)
Most Goals, Both Teams:	11, 1/8/12 at ANA (4-7 L)	8, 2x (3/24/15 most recent, 5-3 W)	11, 1/8/12 (4-7 L)
Longest Win Streak:	5, 1/27/01 – 12/31/01	4, 2x, 3/24/15 – 12/1/17, most recent	4, 12/31/08 – 11/19/10
Longest Pts. Streak:	7, 12/6/00 – 12/31/01 (6-0-0-1)	5, 3/24/15 – current (4-0-0-1)	4, 2x, 12/31/08 – 11/19/10, most recent (4-0-0-0)
Longest Pointless Streak:	5, 1/30/02 – 3/24/03	3, 3/19/06 – 4/7/07	3, 1/30/02 – 3/24/03
Longest Winless Streak:	5, 2x, 11/1/07 – 12/7/08 (0-3-0-2)	3, 2x, 12/10/07 – 2/21/09, most recent (0-2-0-1)	6, 1/30/02 – 10/14/05 (0-5-1-0)

ALL-TIME RESULTS

2000-01	(3-0-0-1)	2001-02	(3-1-0-0)	2002-03	(0-4-0-0)	2003-04	(2-1-1-0)	2005-06	(2-2-0)	2006-07	(2-2-0)
12/6	at CBJ 5, ANA 2	11/16	at CBJ 3, ANA 2	11/14	ANA 3, at CBJ 2	12/2	at CBJ 2, ANA 1	10/14	at ANA 4, CBJ 3	1/5	CBJ 4, at ANA 3
12/13	at ANA 5, CBJ 4 OT	12/14	CBJ 3, at ANA 2	1/15	ANA 4, at CBJ 3	1/11	CBJ 2, at ANA 2 OT	12/28	at CBJ 1, ANA 0	3/14	CBJ 5, at ANA 4 SO
1/27	at CBJ 2, ANA 1	12/31	at CBJ 3, ANA 1	2/19	at ANA 2, CBJ 0	2/18	at ANA 3, CBJ 1	3/5	CBJ 3, at ANA 2 SO	3/29	ANA 5, at CBJ 2
2/25	CBJ 5, at ANA 2	1/30	at ANA 3, CBJ 1	3/24	at ANA 5, CBJ 0	3/26	at CBJ 3, ANA 1	3/19	ANA 4, at CBJ 3	4/7	ANA 4, at CBJ 3
2007-08	(1-1-2)	2008-09	(1-3-0)	2009-10	(3-1-0)	2010-11	(2-2-0)	2011-12	(2-2-0)	2012-13	(2-1-0)
10/5	at CBJ 4, ANA 0	10/27	ANA 3, at CBJ 2	10/24	CBJ 6, at ANA 4	10/20	at CBJ 3, ANA 1	10/30	at CBJ 3, ANA 1	2/18	at ANA 3, CBJ 2
11/1	at ANA 2, CBJ 1 SO	12/7	at ANA 5, CBJ 3	11/13	at CBJ 3, ANA 2 SO	11/19	CBJ 4, at ANA 3	1/8	at ANA 7, CBJ 4	3/31	at CBJ 2, ANA 1 OT
12/10	ANA 4, at CBJ 3 OT	12/31	CBJ 2, at ANA 0	12/12	ANA 3, at CBJ 1	1/7	at ANA 6, CBJ 0	2/3	CBJ 3, at ANA 2 OT	4/17	CBJ 3, at ANA 2 OT
1/2	at ANA 2, CBJ 1	2/21	ANA 5, at CBJ 2	3/9	CBJ 5, at ANA 2	1/25	ANA 3, at CBJ 2	2/12	ANA 5, at CBJ 3		
2013-14	(1-1-0)	2014-15	(1-1-0)	2015-16	(1-1-0)	2016-17	(2-0-0)	2017-18	(1-1-0)	2018-19	(0-0-2)
10/27	ANA 4, at CBJ 3	10/24	at ANA 4, CBJ 1	11/6	at ANA 4, CBJ 2	10/28	CBJ 4, at ANA 0	12/1	at CBJ 4, ANA 2	11/4	at ANA 3, CBJ 2 OT
2/3	CBJ 4, at ANA 2	3/24	at CBJ 5, ANA 3	2/11	at CBJ 4, ANA 3 SO	11/9	at CBJ 3, ANA 2 OT	3/2	at ANA 4, CBJ 2	12/15	ANA 2, at CBJ 1 OT

SHUTOUTS

CBJ	4	12/28/05, Denis 40 saves (1-0 at CBJ); 10/5/07, Leclaire 28 saves (4-0 at CBJ); 12/31/08, Mason 27 saves (2-0 at ANA); 10/28/16, Bobrovsky 35 saves [4-0 at ANA]
ANA	3	2/19/03, Giguere 26 saves (0-2 at ANA); 3/24/03, Giguere 29 saves (0-5 at ANA); 1/7/11, Hiller 27 saves (0-6 at ANA)

HAT TRICKS

CBJ	1	3/24/15, Hartnell against Gibson (2) and 1 EN (5-3 W at CBJ)
ANA	3	1/8/12, Perry against Sanford (3) (4-7 L at ANA); 2/12/12, Perry against Mason (3) (3-5 L at CBJ); 11/4/18, Fowler against Korpisalo (3) (2-3 OTL at ANA)

PENALTY SHOTS

CBJ	0	None
ANA	3	3/5/06, S. Niedermayer unsuccessful against Leclaire (3-2 SOW at ANA); 1/5/07, Selanne unsuccessful against Norrena (4-3 W at ANA); 12/10/07, Pahlsson goal against Leclaire (3-4 OTL at CBJ)

ARIZONA COYOTES



ARIZONA COYOTES

Gila River Arena / 9400 W. Maryland Ave. / Glendale, AZ 85305

arizonacoyotes.com / p: 623.772.3200 / @ArizonaCoyotes



OLIVER EKMAN-LARSSON

DIRECTORY

First Season: 1979-80

(Relocated from Winnipeg in 1996, Changed name from Phoenix to Arizona in 2014)

Home Ice: Gila River Arena

Capacity: 17,125 (opened in 2003)

Playoff Appearances: 19 (most recent, 2011-12)

Stanley Cup Titles: None

President & General Manager: John Chayka

Head Coach: Rick Tocchet

Assistant Coaches: Phil Housley, John MacLean

Public Relations Contact: Richard Nairn

TV Play-by-Play: Matt McConnell

TV Color Analyst: Tyson Nash

Radio Play-by-Play: Bob Heethuis

Radio Color Analyst: Paul Bissonnette

2019-20 SCHEDULE

DATE	HOME/AWAY	START (ET)
Nov. 7, 2019	at ARI	9:00 PM
Dec. 3, 2019	at CBJ	7:00 PM

2018-19 SEASON

Record: 39-35-8, 86 pts.

Home: 20-17-4, 44 pts.

Away: 19-18-4, 42 pts.

Playoffs: Did not qualify

LEADERS

Points: Clayton Keller, 47

Goals: Brad Richardson, 19

Assists: Clayton Keller, 33

+/-: Jason Demers, 9

Def. Points: Oliver Ekman-Larsson, 44

Goaltending: Darcy Kuemper, 27-20-8, 2.33 GAA

2018-19 RESULTS (1-1-0)

DATE	RESULT	ATTN	W/L GOALTENDERS	GW GOAL
Oct. 23, 2018	ARI 4, at CBJ 1	11,458	Darcy Kuemper / Sergei Bobrovsky	Dylan Strome
Feb. 7, 2019	CBJ 4, at ARI 2	15,319	Sergei Bobrovsky / Darcy Kuemper	Josh Anderson

GOALS BY PERIOD	1ST	2ND	3RD	OT	TOTAL	SHOTS BY PERIOD	1ST	2ND	3RD	OT	TOTAL
Columbus	3	1	1	-	5	Columbus	29	22	18	-	69
Arizona	2	3	1	-	6	Arizona	21	22	14	-	57

POWER PLAY	GOALS	ATTEMPTS	PCT	PENALTY KILLING	KILLS	ATTEMPTS	PCT
Columbus	1	5	20.0	Columbus	5	6	83.3
Arizona	1	6	16.7	Arizona	4	5	80.0

SKATERS

COLUMBUS	GP	G	A	P	+/-	PIM	PP	SH	GW	EN	S	%	ARIZONA	GP	G	A	P	+/-	PIM	PP	SH	GW	EN	S	%
Josh Anderson	2	1	1	2	1	0	1	0	1	0	6	16.7	Christian Fischer	2	3	1	4	4	2	0	0	0	0	7	42.9
Boone Jenner	2	1	1	2	2	4	0	0	0	0	4	25.0	Jordan Oesterle	2	1	2	3	0	0	0	0	0	0	1	100.0
Pierre-Luc Dubois	2	1	0	1	-1	0	0	0	0	0	5	20.0	Derek Stepan	2	0	3	3	0	0	0	0	0	0	2	0.0
David Savard	2	1	0	1	-1	0	0	0	0	0	3	33.3	Conor Garland	1	1	0	1	1	0	0	0	0	0	2	50.0
Lukas Sedlak	2	1	0	1	0	2	0	0	0	0	4	25.0	Dylan Strome	1	1	0	1	0	0	1	0	1	0	2	50.0

GOALTENDING

COLUMBUS	GP	MIN	GA	GAA	SO	W	L	OTL	SA	SV%	ARIZONA	GP	MIN	GA	GAA	SO	W	L	OTL	SA	SV%
Sergei Bobrovsky	2	120	6	3.00	0	1	1	0	57	.895	Darcy Kuemper	2	118	5	2.55	0	1	1	0	69	.928



COLUMBUS VS. ARIZONA ALL-TIME

SEASON	W-L-T-O	HOME	AWAY	GF-GA	SF-SA	PP	PK	PIM
2000-01	2-1-1-0	2-0-0-0	0-1-1-0	10-7	132-125	3-of-25	11-of-13	48-80
2001-02	1-3-0-0	1-1-0-0	0-2-0-0	7-9	108-101	2-of-21	8-of-8	42-66
2002-03	1-2-1-0	1-1-0-0	0-1-1-0	9-12	95-135	3-of-26	22-of-27	94-112
2003-04	0-2-2-0	0-1-1-0	0-1-1-0	8-10	112-120	1-of-19	15-of-18	67-68
2005-06	2-2-0	1-1-0	1-1-0	13-16	102-136	5-of-21	23-of-28	64-48
2006-07	2-1-1	1-1-0	1-0-1	13-11	109-115	4-of-27	26-of-30	82-106
2007-08	3-1-0	1-1-0	2-0-0	11-8	122-122	2-of-11	19-of-23	62-46
2008-09	0-4-0	0-2-0	0-2-0	5-13	135-109	2-of-18	18-of-21	68-72
2009-10	1-2-1	0-1-1	1-1-0	6-10	117-109	2-of-16	18-of-22	95-61
2010-11	1-3-0	1-1-0	0-2-0	10-14	130-112	5-of-18	16-of-17	52-54
2011-12	3-1-0	2-0-0	1-1-0	12-9	144-129	0-of-15	10-of-11	34-42
2012-13	1-2-0	1-0-0	0-2-0	4-10	69-116	0-of-8	12-of-14	40-28
2013-14	2-0-0	1-0-0	1-0-0	6-3	61-66	2-of-5	7-of-7	24-20
2014-15	0-2-0	0-1-0	0-1-0	4-10	57-63	2-of-6	2-of-7	34-22
2015-16	2-0-0	1-0-0	1-0-0	12-7	42-61	2-of-5	7-of-8	41-45
2016-17	2-0-0	1-0-0	1-0-0	6-3	94-52	2-of-11	4-of-6	20-32
2017-18	2-0-0	1-0-0	1-0-0	3-1	61-74	1-of-3	4-of-5	12-8
2018-19	1-1-0	0-1-0	1-0-0	5-6	69-57	1-of-5	5-of-6	16-14
TOTAL	26-27-4-2	15-12-1-1	11-15-3-1	144-159	1,759-1,802	39-of-260	227-of-271	895-924

	OVERALL	AT CBJ	AT ARI
Current Streak:	1-0-0 since 2/7/19	0-1-0 since 10/23/18	4-0-0 since 12/17/15
Last 10 Games:	7-3-0	8-2-0	6-4-0
Last Win:	2/7/19, 4-2 at ARI	12/9/17, 1-0	2/7/19, 4-2
Last Regulation Loss:	10/23/18, 1-4 at CBJ	10/23/18, 1-4	1/3/15, 3-6
Most Lopsided Win:	4, 10/9/06 (5-1 at CBJ)	4, 10/9/06 (5-1)	3, 2x (3/3/12 most recent, 5-2)
Most Lopsided Loss:	4, 2x (1/23/13 most recent, 1-5 at PHX)	3, 6x (10/23/18 most recent, 1-4)	4, 2x (1/23/13 most recent, 1-5)
Last Tie:	2/2/04, 3-3 at PHX	11/16/03, 2-2	2/2/04, 3-3
Last OT Game:	12/3/16, 3-2 SOW at ARI	4/8/14, 4-3 OTW	12/3/16, 3-2 SOW
OT Record (W-L-T):	3-2-4	2-1-1	1-1-3
Most Goals Scored:	7, 12/17/15 (7-5 at ARI)	5, 5x (11/14/15, most recent, 5-2)	7, 12/17/15 (7-5 W)
Most Goals Allowed:	6, 1/3/15 (3-6 L at ARI)	5, 2x (11/12/08, most recent, 2-5)	6, 1/3/15 (3-6 L)
Most Goals, Both Teams:	12, (12/17/15, 7-5 at ARI)	9, 3/9/06 (5-4 W)	12, 12/17/15 (7-5 W)
Longest Win Streak:	6, 11/14/15 - 1/25/18	5, 2/25/11 - 4/8/14	4, 12/17/15 - current
Longest Pts. Streak:	6, 11/14/15 - 1/25/18 (6-0-0-0)	5, 2/25/11 - 4/8/14 (5-0-0-0)	5, 1/8/06 - 2/7/08 (4-0-0-1)
Longest Pointless Streak:	4, 2x, 10/11/08 - 12/20/08, most recent	4, 1/29/08 - 10/28/09	3, 3x, 4/3/12 - 2/16/13, most recent
Longest Winless Streak:	6, 2/18/03 - 11/20/05 (0-4-2-0)	6, 1/29/08 - 1/11/11 (0-5-0-1)	9, 12/10/00 - 11/20/05 (0-6-3-0)

ALL-TIME RESULTS

2000-01	(2-1-1-0)	2001-02	(1-3-0-0)	2002-03	(1-2-1-0)	2003-04	(0-2-2-0)	2005-06	(2-2-0)	2006-07	(2-1-1)
11/11	at CBJ 2, PHX 1	11/27	at CBJ 3, PHX 0	10/14	PHX 4, at CBJ 2	11/16	at CBJ 2, PHX 2 OT	11/20	at PHX 5, CBJ 1	10/9	at CBJ 5, PHX 1
12/10	CBJ 1, at PHX 1 OT	12/17	at PHX 4, CBJ 1	12/9	CBJ 3, at PHX 3 OT	12/23	PHX 2, at CBJ 1	1/8	CBJ 5, at PHX 2	12/14	at PHX 5, CBJ 4 SO
2/21	at PHX 3, CBJ 2	1/26	PHX 3, at CBJ 2	1/4	at CBJ 2, PHX 0	2/2	CBJ 3, at PHX 3 OT	3/9	at CBJ 5, PHX 4	2/6	PHX 3, at CBJ 0
2/28	at CBJ 5, PHX 2	3/3	at PHX 2, CBJ 1	2/18	at PHX 5, CBJ 2	2/20	at PHX 3, CBJ 2	3/21	PHX 5, at CBJ 2	3/3	CBJ 4, at PHX 3
2007-08	(3-1-0)	2008-09	(0-4-0)	2009-10	(1-2-1)	2010-11	(1-3-0)	2011-12	(3-1-0)	2012-13	(1-2-0)
10/10	at CBJ 3, PHX 0	10/11	at PHX 3, CBJ 1	10/10	CBJ 2, at PHX 0	1/4	at PHX 4, CBJ 2	1/13	at CBJ 4, PHX 3	1/23	at PHX 5, CBJ 1
1/17	CBJ 4, at PHX 3	11/12	PHX 5, at CBJ 2	10/28	PHX 4, at CBJ 1	1/11	PHX 4, at CBJ 3	3/3	CBJ 5, at PHX 2	2/16	at PHX 5, CBJ 3
1/29	PHX 4, at CBJ 2	11/26	PHX 3, at CBJ 2	12/17	PHX 2, at CBJ 1 SO	2/25	at CBJ 5, PHX 3	3/6	at CBJ 3, PHX 2	3/16	at CBJ 1, PHX 0 SO
2/7	CBJ 2, at PHX 1	12/20	at PHX 2, CBJ 0	12/21	at PHX 5, CBJ 2	3/24	at PHX 3, CBJ 0	4/3	at PHX 2, CBJ 0		
2013-14	(2-0-0)	2014-15	(0-2-0)	2015-16	(2-0-0)	2016-17	(2-0-0)	2017-18	(2-0-0)	2018-19	(1-1-0)
1/2	CBJ 2, at PHX 0	1/3	at ARI 6, CBJ 3	11/14	at CBJ 5, ARI 2	12/3	CBJ 3, at ARI 2 SO	12/9	at CBJ 1, ARI 0	10/23	ARI 4, at CBJ 1
4/8	at CBJ 4, PHX 3 OT	2/3	ARI 4, at CBJ 1	12/17	CBJ 7, at ARI 5	12/5	at CBJ 4, ARI 1	1/25	CBJ 2, at ARI 1	2/7	CBJ 4, at ARI 2

SHUTOUTS

CBJ	7	11/27/01, Tugnutt 26 saves (3-0 at CBJ); 1/4/03, Denis 23 saves (2-0 at CBJ); 10/10/07, Leclaire 32 saves (3-0 at CBJ); 10/10/09, Garon 36 saves (2-0 at PHX); 3/16/13, Bobrovsky 39 saves (1-0 SO at CBJ); 1/2/14, McElhinney 34 saves (2-0 at PHX); 12/9/17, Bobrovsky 35 saves (1-0 at CBJ)
ARI	5	2/6/07, Joseph 28 saves (0-3 at CBJ); 12/20/08, Bryzgalov 33 saves (0-2 at PHX); 3/24/11, Bryzgalov 28 saves (0-3 at PHX); 4/3/12, Smith 54 saves (0-3 at PHX); 3/16/13, Smith 23 saves (0-1 SO at CBJ)

HAT TRICKS

CBJ	2	1/8/06, Berard against Joseph (3) (5-2 W at PHX); 2/25/11, Calvert against Bryzgalov (3) (5-3 W at CBJ)
ARI	2	1/23/13, Sullivan against Mason (1-5 L at PHX); 10/23/18, Fischer against Bobrovsky (3) (1-4 L at CBJ)


PENALTY SHOTS

CBJ	2	2/2/04, Vyborny goal against Boucher (3-3 T at PHX); 2/25/11, Umberger unsuccessful against Bryzgalov (5-3 W at CBJ)
ARI	1	2/28/01, Roenick unsuccessful against Denis (5-2 W at CBJ)



BOSTON BRUINS

TD Garden / 100 Legends Way / Boston, MA 02114
bostonbruins.com / p: 617.624.1900 / @NHLBruins



BRAD MARCHAND

DIRECTORY

First Season: 1924-25
Home Ice: TD Garden
Capacity: 17,565 (opened in 1995)
Playoff Appearances: 72 (most recent, 2018-19)
Stanley Cup Titles: 6 (most recent, 2011)
President: Cam Neely
General Manager: Don Sweeney
Head Coach: Bruce Cassidy
Assistant Coaches:
Jay Pandolfo, Joe Sacco, Kevin Dean
Public Relations Contact: Matthew Chmura

TV Play-by-Play: Jack Edwards
TV Color Analyst: Andy Brickley
Radio Play-by-Play: Judd Sirot
Radio Color Analyst: Bob Beers

2019-20 SCHEDULE

DATE	HOME/AWAY	START (ET)
Jan. 2, 2020	at BOS	7:00 PM
Jan. 14, 2020	at CBJ	7:00 PM
Mar. 16, 2020	at BOS	7:00 PM

2018-19 SEASON

Record: 49-24-9, 107 pts.
Home: 29-9-3, 61 pts.
Away: 20-15-6, 46 pts.
Playoffs: Lost 4-3 (STL) in Stanley Cup Final

LEADERS

Points: Brad Marchand, 100
Goals: David Pastrnak, 38
Assists: Brad Marchand, 64
+/-: Patrice Bergeron, 23
Def. Points: Torey Krug, 53
Goaltending: Tuukka Rask, 27-13-5, 2.48 GAA

2018-19 RESULTS (1-1-1)

DATE	RESULT	ATTN	W/L GOALTENDERS	GW GOAL
Mar. 12, 2019	at CBJ 7, BOS 4	16,554	Sergei Bobrovsky / Tuukka Rask	Boone Jenner
Mar. 16, 2019	at BOS 2, CBJ 1 (OT)	17,565	Jarsolav Halak / Joonas Korpiasalo	Brad Marchand
Apr. 2, 2019	BOS 6, at CBJ 2	18,890	Tuukka Rask / Sergei Bobrovsky	Brad Marchand

GOALS BY PERIOD	1ST	2ND	3RD	OT	TOTAL	SHOTS BY PERIOD	1ST	2ND	3RD	OT	TOTAL
Columbus	4	2	4	0	10	Columbus	27	33	31	3	94
Boston	4	5	2	1	12	Boston	27	34	27	4	92

POWER PLAY	GOALS	ATTEMPTS	PCT	PENALTY KILLING	KILLS	ATTEMPTS	PCT
Columbus	3	9	33.3	Columbus	5	6	83.3
Boston	1	6	16.7	Boston	6	9	66.7

SKATERS

COLUMBUS	GP	G	A	P	+/-	PIM	PP	SH	GW	EN	S	%	BOSTON	GP	G	A	P	+/-	PIM	PP	SH	GW	EN	S	%
Josh Anderson	3	1	4	5	3	0	0	0	0	0	9	11.1	Brad Marchand	3	4	3	7	2	2	0	0	2	0	14	28.6
Zach Werenski	3	1	3	4	1	0	1	0	0	0	9	11.1	Patrice Bergeron	3	2	3	5	2	0	1	1	0	0	8	25.0
Matt Duchene	3	3	0	3	-1	0	1	0	0	0	8	37.5	Jake DeBrusk	2	2	1	3	3	0	0	0	0	0	4	50.0
Boone Jenner	3	3	0	3	0	2	0	1	1	1	6	50.0	David Krejci	3	0	3	3	1	0	0	0	0	0	6	0.0
Ryan Dzingel	3	1	2	3	1	0	0	0	0	0	6	16.7	Chris Wagner	3	1	1	2	0	0	0	0	0	0	7	14.3

GOALTENDING

COLUMBUS	GP	MIN	GA	GAA	SO	W	L	OTL	SA	SV%	BOSTON	GP	MIN	GA	GAA	SO	W	L	OTL	SA	SV%
Joonas Korpiasalo	2	87	4	2.75	0	0	0	1	38	.895	Jaroslav Halak	2	95	2	1.27	0	1	0	0	35	.943
Sergei Bobrovsky	2	96	8	5.00	0	1	1	0	54	.852	Tuukka Rask	2	88	7	4.76	0	1	1	0	58	.879



COLUMBUS VS. BOSTON ALL-TIME

SEASON	W-L-T-O	HOME	AWAY	GF-GA	SF-SA	PP	PK	PIM
2000-01	1-0-0-0	1-0-0-0	0-0-0-0	3-2	34-28	0-of-2	3-of-4	33-9
2001-02	1-1-0-0	0-1-0-0	1-0-0-0	5-9	48-62	0-of-7	7-of-8	19-19
2002-03	0-1-0-0	0-0-0-0	0-1-0-0	2-7	24-45	1-of-4	3-of-6	19-15
2003-04	0-1-0-0	0-1-0-0	0-0-0-0	0-4	24-27	0-of-3	1-of-2	14-26
2005-06	DID NOT PLAY							
2006-07	1-0-0	1-0-0	0-0-0	5-4	42-26	1-of-6	5-of-6	12-12
2007-08	0-1-0	0-0-0	0-1-0	0-2	32-18	0-of-5	2-of-3	11-13
2008-09	1-0-0	1-0-0	0-0-0	2-0	34-35	1-of-3	3-of-3	13-13
2009-10	1-0-0	0-0-0	1-0-0	3-2	25-34	1-of-4	2-of-2	11-13
2010-11	0-0-1	0-0-1	0-0-0	2-2	36-29	0-of-6	1-of-1	2-10
2011-12	0-1-1	0-1-0	0-0-1	4-6	67-56	2-of-9	5-of-8	28-30
2012-13	DID NOT PLAY							
2013-14	0-2-1	0-1-0	0-1-1	4-9	75-103	2-of-10	10-of-11	42-32
2014-15	2-0-1	1-0-1	1-0-0	12-6	89-104	2-of-7	6-of-6	21-33
2015-16	1-0-2	0-0-1	1-0-1	9-8	97-94	2-of-10	11-of-11	25-35
2016-17	1-2-0	1-1-0	0-1-0	9-14	70-109	2-of-9	7-of-7	18-22
2017-18	2-1-0	1-0-0	1-1-0	10-14	75-113	1-of-12	7-of-12	43-65
2018-19	1-1-1	1-1-0	0-0-1	10-12	94-92	3-of-9	5-of-6	17-23
TOTAL	12-11-0-7	7-6-0-3	5-5-0-4	80-101	866-975	18-of-106	78-of-96	328-370

	OVERALL	AT CBJ	AT BOS
Current Streak:	0-1-1 since 3/16/19	0-1-0 since 4/2/19	1-0-1 since 3/19/18
Last 10 Games:	5-4-1	4-4-2	3-3-4
Last Win:	3/12/19, 7-4 at CBJ	3/12/19, 7-4	3/19/18, 5-4 OT
Last Regulation Loss:	4/2/19, 2-6 at CBJ	4/2/19, 2-6	12/18/17, 2-7
Most Lopsided Win:	4, 2x (12/27/14 most recent, 6-2 at CBJ)	4, 12/27/14 (6-2)	4, 11/10/01 (5-1)
Most Lopsided Loss:	8, 2/4/02 (0-8 at CBJ)	8, 2/4/02 (0-8)	5, 2x (12/18/17 most recent, 2-7)
Last Tie:	None	None	None
Last OT Game:	3/16/19, 1-2 OTL at BOS	10/30/17, 4-3 SOW	3/16/19, 1-2 OTL
OT Record (W-L-T):	4-7-0	3-3-0	1-4-0
Most Goals Scored:	7, 3/12/19 (7-4 W at CBJ)	7, 3/12/19 (7-4 W)	6, 2/22/16, (6-4 W)
Most Goals Allowed:	8, 2/4/02 (0-8 L at CBJ)	8, 2/4/02 (0-8 L)	7, 2x (12/18/17 most recent, 2-7 L)
Most Goals, Both Teams:	11, 3/12/19 (7-4 W at CBJ)	11, 3/12/19 (7-4 W)	10, 2/22/16 (6-4 W)
Longest Win Streak:	2, 5x, 3/19/18 – 3/12/19, most recent	4, 12/27/16 – 3/12/19	1, 5x, 3/19/18, most recent
Longest Pts. Streak:	6, 11/21/14 – 2/22/16 (3-0-0-3)	3, 3x, 12/27/16 – 3/12/19, most recent (3-0-0)	3, 2x, 1/17/15 – 2/22/16, most recent (2-0-1)
Longest Pointless Streak:	3, 2/4/02 – 11/14/03	2, 2x, 12/10/11 – 10/12/13, most recent	2, 2x, 11/10/16 – 12/18/17, most recent
Longest Winless Streak:	7, 3/15/11 – 11/21/14 (0-3-0-4)	4, 3/15/11 – 11/21/14 (0-2-0-2)	3, 11/17/11 – 11/30/13 (0-1-0-2)

ALL-TIME RESULTS

2000-01	(1-0-0-0)	2001-02	(1-1-0-0)	2002-03	(0-1-0-0)	2003-04	(0-1-0-0)	2005-06	(0-0-0)	2006-07	(1-0-0)
12/8	at CBJ 3, BOS 2 OT	11/10	CBJ 5, at BOS 1	1/18	at BOS 7, CBJ 2	11/14	BOS 4, at CBJ 0	DID NOT PLAY		12/26	at CBJ 5, BOS 4 OT
		2/4	BOS 8, at CBJ 0								
2007-08	(0-1-0)	2008-09	(1-0-0)	2009-10	(1-0-0)	2010-11	(0-0-1)	2011-12	(0-1-1)	2012-13	(0-0-0)
12/15	at BOS 2, CBJ 0	3/10	at CBJ 2, BOS 0	1/21	CBJ 3, at BOS 2	3/15	BOS 3, at CBJ 2 SO	11/17	at BOS 2, CBJ 1 SO	DID NOT PLAY	
								12/10	BOS 5, at CBJ 3		
2013-14	(0-2-1)	2014-15	(2-0-1)	2015-16	(1-0-2)	2016-17	(1-2-0)	2017-18	(2-1-0)	2018-19	(1-1-1)
10/12	BOS 3 at CBJ 1	11/21	BOS 4, at CBJ 3 OT	1/23	at BOS 3, CBJ 2 SO	10/13	BOS 6, at CBJ 3	10/30	at CBJ 4, BOS 3 SO	3/12	at CBJ 7, BOS 4
11/14	at BOS 3, CBJ 2 OT	12/27	at CBJ 6, BOS 2	2/16	BOS 2, at CBJ 1 OT	11/10	at BOS 5, CBJ 2	12/18	at BOS 7, CBJ 2	3/16	at BOS 2, CBJ 1 OT
11/30	at BOS 3, CBJ 1	1/17	CBJ 3, at BOS 1	2/22	CBJ 6, at BOS 4	12/27	at CBJ 4, BOS 3	3/19	CBJ 5, at BOS 4 OT	4/2	BOS 6, at CBJ 2

SHUTOUTS

CBJ	1	3/10/09, Mason 35 saves (2-0 at CBJ)
BOS	3	2/4/02, Grahame 30 saves (0-8 at CBJ); 11/14/03, Potvin 24 saves (0-4 at CBJ); 12/15/07, Auld 32 saves (0-2 at BOS)

HAT TRICKS

CBJ	1	3/12/19, Jenner against Rask (2) and 1 EN (7-4 W at CBJ)
BOS	1	2/4/02, Guerin against Denis (3) (0-8 L at CBJ)

PENALTY SHOTS

CBJ	1	2/16/16, Wennberg successful against Rask (1-2 OTL at CBJ)
BOS	1	12/18/17, Schaller unsuccessful against Bobrovsky (2-7 L at BOS)




BUFFALO SABRES



BUFFALO SABRES

KeyBank Center / One Seymour H. Knox III Plaza / Buffalo, NY 14203
buffalosabres.com / p: 716.855.4100 / @BuffaloSabres



JACK EICHEL

DIRECTORY

First Season: 1970-71
Home Ice: KeyBank Center
Capacity: 19,070 (opened in 1996)
Playoff Appearances: 29 (most recent, 2010-11)
Stanley Cup Titles: None
General Manager: Jason Botterill
Head Coach: Ralph Krueger
Assistant Coaches:
 Mike Bales, Don Granato, Steve Smith
Public Relations Contact: Chris Bandura

Play-by-Play: Rick Jeanneret
Play-By-Play/Reporter: Dan Dunleavy
Color Analyst: Rob Ray

2019-20 SCHEDULE

DATE	HOME/AWAY	START (ET)
Oct. 7, 2019	at CBJ	7:00 PM
Feb. 1, 2020	at BUF	1:00 PM
Feb. 13, 2020	at BUF	7:00 PM

2018-19 SEASON

Record: 33-39-10, 76 pts.
Home: 21-15-5, 47 pts.
Away: 12-24-5, 29 pts.
Playoffs: Did not qualify
Leaders
Points: Jack Eichel, 82
Goals: Jeff Skinner, 40
Assists: Jack Eichel, 54
+/-: Casey Nelson, 1
Def. Points: Rasmus Dahlin, 44
Goaltending: Carter Hutton, 18-25-5, 3.00 GAA

2018-19 RESULTS (2-1-0)

DATE	RESULT	ATTN	W/L GOALTENDERS	GWG GOAL
Oct. 27, 2018	at CBJ 5, BUF 4 (OT)	15,642	Joonas Korpi / Linus Ullmark	Artemi Panarin
Jan. 29, 2019	BUF 5, at CBJ 4	15,615	Carter Hutton / Sergei Bobrovsky	Conor Sheary
Mar. 31, 2019	CBJ 4, at BUF 0	17,990	Sergei Bobrovsky / Linus Ullmark	Pierre-Luc Dubois

GOALS BY PERIOD	1ST	2ND	3RD	OT	TOTAL	SHOTS BY PERIOD	1ST	2ND	3RD	OT	TOTAL
Columbus	5	7	0	1	13	Columbus	38	39	32	1	110
Buffalo	5	1	3	0	9	Buffalo	45	27	38	0	110

POWER PLAY	GOALS	ATTEMPTS	PCT	PENALTY KILLING	KILLS	ATTEMPTS	PCT
Columbus	1	7	14.3	Columbus	7	8	87.5
Buffalo	1	8	12.5	Buffalo	6	7	85.7

SKATERS

COLUMBUS	GP	G	A	P	+/-	PIM	PP	SH	GW	EN	S	%	BUFFALO	GP	G	A	P	+/-	PIM	PP	SH	GW	EN	S	%
Pierre-Luc Dubois	3	3	5	8	4	0	0	0	1	0	8	37.5	Jeff Skinner	3	2	1	3	3	0	0	0	0	0	7	28.6
Cam Atkinson	3	3	2	5	2	0	0	0	0	0	18	16.7	Jack Eichel	3	0	3	3	0	0	0	0	0	0	16	0.0
Artemi Panarin	3	2	3	5	2	2	0	0	1	0	10	20.0	Jake McCabe	3	0	3	3	-2	0	0	0	0	0	4	0.0
Nick Foligno	3	2	2	4	4	0	1	0	0	0	8	25.0	Casey Mittelstadt	3	1	1	2	0	0	1	0	0	0	6	16.7
Josh Anderson	3	1	1	2	5	0	0	0	0	0	7	14.3	Conor Sheary	3	1	1	2	-1	2	0	0	1	0	4	25.0

GOALTENDING

COLUMBUS	GP	MIN	GA	GAA	SO	W	L	OTL	SA	SV%	BUFFALO	GP	MIN	GA	GAA	SO	W	L	OTL	SA	SV%
Sergei Bobrovsky	2	118	5	2.54	1	1	1	0	72	.931	Carter Hutton	1	60	4	4.02	0	1	0	0	37	.892
Joonas Korpi	1	61	4	3.97	0	1	0	0	38	.895	Linus Ullmark	2	120	9	4.48	0	0	1	1	73	.877



COLUMBUS VS. BUFFALO ALL-TIME

SEASON	W-L-T/O	HOME	AWAY	GF-GA	SF-SA	PP	PK	PIM
2000-01	1-0-0-0	0-0-0-0	1-0-0-0	2-1	18-23	0-of-2	2-of-2	4-4
2001-02	1-0-1-0	0-0-1-0	1-0-0-0	5-3	44-62	2-of-9	7-of-7	16-20
2002-03	1-1-0-0	1-0-0-0	0-1-0-0	7-7	47-65	2-of-13	11-of-11	37-41
2003-04	0-1-0-0	0-0-0-0	0-1-0-0	0-6	23-39	0-of-5	3-of-3	8-12
2005-06	DID NOT PLAY							
2006-07	1-0-0	1-0-0	0-0-0	3-2	26-38	1-of-6	4-of-6	21-23
2007-08	1-0-0	0-0-0	1-0-0	3-0	29-21	1-of-6	5-of-5	10-14
2008-09	1-0-0	0-0-0	1-0-0	6-1	25-37	0-of-2	7-of-8	16-6
2009-10	1-0-0	1-0-0	0-0-0	4-0	25-28	2-of-6	5-of-5	20-22
2010-11	0-2-0	0-1-0	0-1-0	4-10	55-67	1-of-10	5-of-10	68-73
2011-12	1-1-0	1-0-0	0-1-0	7-5	77-55	1-of-11	4-of-6	26-34
2012-13	DID NOT PLAY							
2013-14	2-1-0	0-1-0	2-0-0	9-9	106-78	1-of-10	5-of-6	32-42
2014-15	2-1-0	1-1-0	1-0-0	9-7	127-78	1-of-9	5-of-7	18-22
2015-16	1-2-0	0-1-0	1-1-0	6-9	92-103	3-of-11	11-for-16	55-25
2016-17	2-1-0	2-0-0	0-1-0	10-9	104-105	2-of-9	5-of-8	34-46
2017-18	2-1-0	1-0-0	1-1-0	9-6	112-96	2-of-4	4-of-4	10-12
2018-19	2-1-0	1-1-0	1-0-0	13-9	110-110	1-of-7	7-of-8	16-14
TOTAL	19-12-1-0	9-5-1-0	10-7-0-0	97-84	1,020-1,005	20-of-119	90-of-112	391-410

	OVERALL	AT CBJ	AT BUF
Current Streak:	1-0-0 since 3/31/19	0-1-0 since 1/29/19	1-0-0 since 3/31/19
Last 10 Games:	7-3-0	6-4-0	6-4-0
Last Win:	3/31/19, 4-0 at BUF	10/27/18, 5-4 OT	3/31/19, 4-0
Last Regulation Loss:	1/29/19, 4-5 at CBJ	1/29/19, 4-5	1/11/18, 1-3
Most Lopsided Win:	5, 11/14/08 (6-1 at BUF)	4, 3x (10/25/17 most recent, 5-1)	5, 11/14/08 (6-1)
Most Lopsided Loss:	6, 3/29/04 (0-6 at BUF)	4, 2/19/16 (0-4)	6, 3/29/04 (0-6)
Last Tie:	12/29/01, 2-2 at CBJ	12/29/01, 2-2	None
Last OT Game:	10/27/18, 5-4 OTW at CBJ	10/27/18, 5-4 OTW	1/18/14, 4-3 SOW
OT Record (W-L-T):	2-0-1	1-0-1	1-0-0
Most Goals Scored:	6, 11/14/08 (6-1 W at BUF)	5, 3x (10/27/18 most recent, 5-4 OTW)	6, 11/14/08 (6-1 W)
Most Goals Allowed:	6, 3/29/04 (0-6 L at BUF)	5, 3x (1/29/19 most recent, 4-5 L)	6, 3/29/04 (0-6 L)
Most Goals, Both Teams:	9, 4x (1/29/19 most recent, 4-5 L at CBJ)	9, 3x, (1/29/19 most recent, 4-5 L)	9, 11/22/02 (4-5 L)
Longest Win Streak:	4, 1/26/07 - 2/6/10	4, 3/10/17 - 10/27/18	3, 10/10/13 - 10/9/14
Longest Pts. Streak:	4, 2x, 1/26/07 - 2/6/10, most recent (4-0-0-0)	4, 12/29/01 - 2/6/10 (3-0-1-0)	3, 10/10/13 - 10/9/14 (3-0-0-0)
Longest Pointless Streak:	3, 12/3/10 - 10/27/11	2, 1/25/14 - 2/24/15	2, 2x, 12/3/10 - 10/27/11, most recent
Longest Winless Streak:	3, 12/3/10 - 10/27/11 (0-3-0-0)	2, 1/25/14 - 2/24/15 (0-2-0-0)	2, 2x, 12/3/10 - 10/27/11, most recent (0-2-0)

ALL-TIME RESULTS

2000-01	(1-0-0-0)	2001-02	(1-0-1-0)	2002-03	(1-1-0-0)	2003-04	(0-1-0-0)	2005-06	(0-0-0)	2006-07	(1-0-0)
1/23	CBJ 2, at BUF 1	10/19	CBJ 3, at BUF 1	11/3	at CBJ 3, BUF 2	3/29	at BUF 6, CBJ 0	DID NOT PLAY		1/26	at CBJ 3, BUF 2
		12/29	BUF 2, at CBJ 2 OT	11/22	at BUF 5, CBJ 4						
2007-08	(1-0-0)	2008-09	(1-0-0)	2009-10	(1-0-0)	2010-11	(0-2-0)	2011-12	(1-1-0)	2012-13	(0-0-0)
10/19	CBJ 3, at BUF 0	11/14	CBJ 6, at BUF 1	2/6	at CBJ 4, BUF 0	12/3	at BUF 5, CBJ 0	10/27	at BUF 4, CBJ 2	DID NOT PLAY	
						4/9	BUF 5, at CBJ 4	11/25	at CBJ 5, BUF 1		
2013-14	(2-1-0)	2014-15	(2-1-0)	2015-16	(1-2-0)	2016-17	(2-1-0)	2017-18	(2-1-0)	2018-19	(2-1-0)
10/10	CBJ 4 at BUF 1	10/9	CBJ 3, at BUF 1	10/12	at BUF 4, CBJ 2	3/10	at CBJ 4, BUF 3	10/25	at CBJ 5, BUF 1	10/27	at CBJ 5, BUF 4 OT
1/18	CBJ 4 at BUF 3 SO	2/24	BUF 4, at CBJ 2	2/19	BUF 4, at CBJ 0	3/11	at BUF 5, CBJ 3	11/20	CBJ 3, at BUF 2	1/29	BUF 5, at CBJ 4
1/25	BUF 5 at CBJ 2	4/10	at CBJ 4, BUF 2	4/8	CBJ 4, at BUF 1	3/28	at CBJ 3, BUF 1	1/11	at BUF 3, CBJ 1	3/31	CBJ 4, at BUF 0

SHUTOUTS

CBJ	3	10/19/07, Leclaire 21 saves (3-0 at BUF); 2/6/10, Mason 28 saves (4-0 at CBJ); 3/31/19, Bobrovsky 38 saves (4-0 at BUF)
BUF	3	3/29/04, Biron 23 saves (0-6 at BUF); 12/3/10, Miller 19 saves (0-5 at BUF); 2/19/16, Lehner 38 Saves (0-4 at CBJ)

HAT TRICKS

CBJ	0	None
BUF	0	None

PENALTY SHOTS

CBJ	1	10/19/07, Nash unsuccessful against Miller (3-0 W at BUF)
BUF	1	1/26/07, Paille unsuccessful against Norrena (3-2 W at CBJ)

CALGARY FLAMES



CALGARY FLAMES

Scotiabank Saddledome / 555 Saddledome Rise S.E. / Calgary, AB T2G 2W1
calgaryflames.com / p: 403.777.2177 / @NHLFlames



JOHNNY GAUDREAU

DIRECTORY

First Season: 1972-73
Home Ice: Scotiabank Saddledome
Capacity: 19,289 (opened in 1983)
Playoff Appearances: 29 (most recent, 2018-19)
Stanley Cup Titles: 1 (1989)
General Manager: Brad Treliving
Head Coach: Bill Peters
Associate Coach: Geoff Ward
Assistant Coaches: Ryan Huska, Martin Gelinas
Public Relations Contact: Peter Hanlon

TV Play-by-Play: Rick Ball
TV Color Analyst: Kelly Hrudey
Radio Play-by-Play: Derek Wills
Radio Color Analyst: Peter Loubardias

2019-20 SCHEDULE

DATE	HOME/AWAY	START (ET)
Nov. 2, 2019	at CBJ	7:00 PM
Mar. 4, 2020	at CGY	8:30 PM

2018-19 SEASON

Record: 50-25-7, 107 pts.
Home: 26-10-5, 57 pts.
Away: 24-15-2, 50 pts.
Playoffs: Lost 4-1 (COL) in First Round

LEADERS

Points: Johnny Gaudreau, 99
Goals: Johnny Gaudreau, 36
Assists: Johnny Gaudreau, 63
+/-: Mark Giordano, 39
Def. Points: Mark Giordano, 74
Goaltending: David Rittich, 27-9-5, 2.61 GAA

2018-19 RESULTS (0-2-0)

DATE	RESULT	ATTN	W/L GOALTENDERS	GW GOAL
Dec. 4, 2018	CGY 9, at CBJ 6	14,885	Mike Smith / Sergei Bobrovsky	Sean Monahan
Mar. 19, 2019	at CGY 4, CBJ 2	18,288	David Rittich / Sergei Bobrovsky	Michael Frolik

GOALS BY PERIOD						SHOTS BY PERIOD					
	1ST	2ND	3RD	OT	TOTAL		1ST	2ND	3RD	OT	TOTAL
Columbus	4	2	2	-	8	Columbus	23	21	19	-	63
Calgary	3	6	4	-	13	Calgary	22	25	12	-	59

POWER PLAY				PENALTY KILLING			
	GOALS	ATTEMPTS	PCT		KILLS	ATTEMPTS	PCT
Columbus	2	6	33.3	Columbus	2	5	40.0
Calgary	3	5	60.0	Calgary	4	6	66.7

SKATERS

COLUMBUS	GP	G	A	P	+/-	PIM	PP	SH	GW	EN	S	%	CALGARY	GP	G	A	P	+/-	PIM	PP	SH	GW	EN	S	%
Cam Atkinson	2	3	0	3	-1	0	0	0	0	0	8	37.5	Johnny Gaudreau	2	3	2	5	4	0	0	0	0	0	9	33.3
Zach Werenski	2	2	1	3	-4	2	0	0	0	0	5	40.0	Matthew Tkachuk	2	2	2	4	3	0	1	0	0	1	5	40.0
Artemi Panarin	2	0	3	3	-4	0	0	0	0	0	6	0.0	Sean Monahan	1	2	2	4	3	0	2	0	1	0	2	100.0
Josh Anderson	2	1	1	2	1	2	1	0	0	0	7	14.3	Mark Giordano	2	0	4	4	1	2	0	0	0	0	1	0.0
Oliver Bjorkstrand	2	1	1	2	-2	0	1	0	0	0	3	33.3	Austin Czarnik	2	1	2	3	1	0	0	0	0	0	5	20.0

GOALTENDING

COLUMBUS											CALGARY										
	GP	MIN	GA	GAA	SO	W	L	OTL	SA	SV%		GP	MIN	GA	GAA	SO	W	L	OTL	SA	SV%
Joonas Korpisalo	1	14	1	4.44	0	0	0	0	2	.500	David Rittich	2	80	5	3.75	0	1	0	0	47	.894
Sergei Bobrovsky	2	105	11	6.29	0	0	2	0	56	.804	Mike Smith	1	40	3	4.50	0	1	0	0	16	.812

COLUMBUS VS. CALGARY ALL-TIME

SEASON	W-L-T-O	HOME	AWAY	GF-GA	SF-SA	PP	PK	PIM
2000-01	3-1-0-0	2-0-0-0	1-1-0-0	12-9	92-109	6-of-21	14-of-16	85-111
2001-02	2-2-0-0	2-0-0-0	0-2-0-0	9-12	96-134	2-of-20	12-of-14	66-76
2002-03	3-0-0-1	1-0-0-1	2-0-0-0	18-9	106-127	5-of-21	20-of-22	93-87
2003-04	1-3-0-0	1-1-0-0	0-2-0-0	5-10	100-135	3-of-33	17-of-18	69-95
2005-06	2-2-0	1-1-0	1-1-0	6-8	85-134	2-of-21	24-of-25	62-52
2006-07	2-2-0	2-0-0	0-2-0	9-13	109-112	5-of-25	17-of-23	73-87
2007-08	2-2-0	1-1-0	1-1-0	8-7	140-96	1-of-18	15-of-17	83-85
2008-09	2-1-1	2-0-0	0-1-1	13-9	126-115	3-of-21	18-of-21	141-132
2009-10	2-1-1	1-0-1	1-1-0	11-12	117-99	4-of-15	11-of-12	36-46
2010-11	1-2-1	1-1-0	0-1-1	10-14	123-106	1-of-11	17-of-20	49-35
2011-12	3-0-1	1-0-1	2-0-0	9-6	109-120	1-of-13	8-of-10	39-49
2012-13	2-0-1	1-0-1	1-0-0	14-9	82-88	1-of-9	8-of-10	25-23
2013-14	1-1-0	0-1-0	1-0-0	5-5	50-54	1-of-6	3-of-3	4-10
2014-15	2-0-0	1-0-0	1-0-0	6-4	52-71	1-of-5	8-of-9	34-26
2015-16	1-1-0	0-1-0	1-0-0	4-5	47-58	0-of-1	1-for1	6-6
2016-17	1-1-0	0-1-0	1-0-0	4-3	63-43	1-of-7	6-of-8	21-21
2017-18	2-0-0	1-0-0	1-0-0	6-1	69-60	1-of-5	3-of-3	6-10
2018-19	0-2-0	0-1-0	0-1-0	8-13	63-59	2-of-6	2-of-5	15-17
TOTAL	32-21-0-6	18-8-0-4	14-13-0-2	157-149	1,629-1,720	40-of-258	204-of-237	907-968

	OVERALL	AT CBJ	AT CGY
Current Streak:	0-2-0 since 12/4/18	0-1-0 since 12/4/18	0-1-0 since 3/19/19
Last 10 Games:	6-4-0	4-4-2	8-2-0
Last Win:	3/29/18, 5-1 at CGY	11/22/17, 1-0 OT	3/29/18, 5-1
Last Regulation Loss:	3/19/19, 2-4 at CGY	12/4/18, 6-9	3/19/19, 2-4
Most Lopsided Win:	5, 2x (3/26/09, 5-0 at CBJ)	5, 3/26/09 (5-0)	5, 1/11/03 (7-2)
Most Lopsided Loss:	5, 3/25/02 (1-6 at CGY)	4, 10/22/10 (2-6)	5, 3/25/02 (1-6)
Last Tie:	None	None	None
Last OT Game:	11/22/17, 1-0 OTW at CBJ	11/22/17, 1-0 OTW	3/21/15, 3-2 OTW
OT Record (W-L-T):	8-6-0	2-4-0	6-2-0
Most Goals Scored:	7, 1/11/03 (7-2 W at CGY)	6, 2x (12/4/18 most recent, 6-9 L)	7, 1/11/03 (7-2 W)
Most Goals Allowed:	9, 12/4/18 (6-9 L at CBJ)	9, 12/4/18 (6-9 L)	6, 3x (10/20/09 most recent, 3-6 L)
Most Goals, Both Teams:	15, 12/4/18 (6-9 L at CBJ)	15, 12/4/18 (6-9 L)	10, 2x (3/29/13 most recent, 6-4 W)
Longest Win Streak:	3, 4x, 12/16/16 - 3/29/18	5, 3/14/01 - 12/19/02	8, 12/1/11 - 3/29/18
Longest Pts. Streak:	7, 11/21/11 - 3/29/13 (5-0-0-2)	7, 3/14/01 - 11/9/03 (6-0-0-1)	8, 12/1/11 - 3/29/18 (8-0-0-0)
Longest Pointless Streak:	4, 12/19/03 - 11/3/05	2, 2x, 1/21/16 - 11/23/16, most recent	3, 2x, 11/1/03 - 11/3/05, most recent
Longest Winless Streak:	4, 12/19/03 - 11/3/05 (0-4-0-0)	2, 4x, 1/21/16 - 11/23/16, most recent (0-2-0-0)	4, 3/4/08 - 10/20/09 (0-3-0-1)

ALL-TIME RESULTS

2000-01	(3-1-0-0)	2001-02	(2-2-0-0)	2002-03	(3-0-0-1)	2003-04	(1-3-0-0)	2005-06	(2-2-0)	2006-07	(2-2-0)
10/12	CBJ 3, at CGY 2	11/1	at CBJ 2, CBJ 1	12/19	at CBJ 3, CGY 0	11/1	at CBJ 3, CBJ 0	10/7	CGY 3, at CBJ 1	11/3	at CBJ 5, CGY 4 SO
3/14	at CBJ 3, CGY 0	11/25	at CBJ 4, CGY 3	1/11	CBJ 7, at CGY 2	11/9	at CBJ 4, CGY 3	11/3	at CGY 2, CBJ 1	12/1	at CGY 2, CBJ 1
3/24	at CBJ 6, CGY 4	3/16	at CBJ 3, CGY 1	3/8	CGY 3, at CBJ 2 OT	12/19	CGY 2, at CBJ 1	2/1	CBJ 2, at CGY 1 SO	2/2	at CGY 6, CBJ 2
3/27	at CGY 3, CBJ 0	3/25	at CGY 6, CBJ 1	3/29	CBJ 6, at CGY 4	3/18	at CGY 2, CBJ 0	3/24	at CBJ 3, CGY 2	2/8	at CBJ 2, CGY 1
2007-08	(2-2-0)	2008-09	(2-1-1)	2009-10	(2-1-1)	2010-11	(1-2-1)	2011-12	(3-0-1)	2012-13	(2-0-1)
12/1	CBJ 4, at CGY 3 OT	11/8	at CBJ 3, CGY 1	10/13	at CBJ 2, CGY 1	10/22	CGY 6, at CBJ 2	11/21	at CBJ 4, CGY 1	2/7	CGY 4, at CBJ 3 OT
12/18	CGY 3, at CBJ 1	1/21	at CGY 5, CBJ 4 SO	10/20	at CGY 6, CBJ 3	12/13	at CGY 3, CBJ 2 OT	12/1	CBJ 4, at CGY 3 SO	3/22	at CBJ 5, CGY 1
3/4	at CGY 1, CBJ 0	2/24	at CGY 4, CBJ 1	11/28	CGY 4, at CBJ 3 SO	12/21	at CBJ 3, CGY 1	12/27	CGY 2, at CBJ 1 SO	3/29	CBJ 6, at CGY 4
3/18	at CBJ 3, CGY 0	3/26	at CBJ 5, CGY 0	1/8	CBJ 3, at CGY 2	3/4	at CGY 4, CBJ 3	3/18	CBJ 2, at CGY 1 SO		
2013-14	(1-1-0)	2014-15	(2-0-0)	2015-16	(1-1-0)	2016-17	(1-1-0)	2017-18	(2-0-0)	2018-19	(0-2-0)
10/4	CGY 4, at CBJ 3	10/17	at CBJ 3, CGY 2	1/21	CGY 4, at CBJ 2	11/23	CGY 2, at CBJ 0	11/22	at CBJ 1, CGY 0 OT	12/4	CGY 9, at CBJ 6
11/20	CBJ 2, at CGY 1 OT	3/21	CBJ 3, at CGY 2 OT	2/5	CBJ 2, at CGY 1	12/16	CBJ 4, at CGY 1	3/29	CBJ 5, at CGY 1	3/19	at CGY 4, CBJ 2

SHUTOUTS

CBJ	5	3/14/01, Tugnutt 30 saves (3-0 at CBJ); 12/19/02, Denis 29 saves (3-0 at CBJ); 3/18/08, Norrena 18 saves (3-0 at CBJ); 3/26/09, Mason 33 saves (5-0 at CBJ); 11/22/17, Bobrovsky 22 saves (1-0 OT at CBJ)
CGY	5	3/27/01, Brathwaite 19 saves (0-3 at CGY); 11/1/03, McLennan 15 saves (0-3 at CGY); 3/18/04, Kiprusoff 23 saves (0-2 at CGY); 3/4/08, Kiprusoff 39 saves (0-1 at CGY); 11/23/16, Johnson 34 saves (0-2 at CBJ)

HAT TRICKS

CBJ	3	3/29/03, Sanderson against Turek (3) and 1 EN (6-4 W at CGY); 3/29/18, Dubois against Gillies (3) (5-1 W at CGY); 12/4/18, Atkinson against Rittich (1) and Smith (2) (6-9 L at CBJ)
CGY	1	10/22/10, Bourque against Mason (3) (2-6 L at CBJ)

PENALTY SHOTS

CBJ	2	3/4/11, Calvert unsuccessful against Kiprusoff (3-4 L at CGY); 3/4/11, Vermette unsuccessful against Kiprusoff (3-4 L at CGY)
CGY	0	None

CAROLINA HURRICANES



CAROLINA HURRICANES

PNC Arena / 1400 Edwards Mill Rd. / Raleigh, NC 27607

carolinahurricanes.com / p: 919.467.7825 / @NHLCanes



SEBASTIAN AHO

DIRECTORY

First Season: 1979-80

(Relocated from Hartford in 1997)

Home Ice: PNC Arena

Capacity: 18,680 (opened in 1999)

Playoff Appearances: 14 (most recent, 2018-19)

Stanley Cup Titles: 1 (2006)

President and General Manager: Don Waddell

Head Coach: Rod Brind'Amour

Assistant Coaches: Jeff Daniels, Dean Chynoweth

Public Relations Contact: Mike Sundheim

Play-by-Play: John Forslund

Color Analyst: Tripp Tracy

2019-20 SCHEDULE

DATE	HOME/AWAY	START (ET)
Oct. 12, 2019	at CAR	7:00 PM
Oct. 24, 2019	at CBJ	7:00 PM
Jan. 16, 2020	at CBJ	7:00 PM
Apr. 3, 2020	at CAR	7:30 PM

2018-19 SEASON

Record: 46-29-7, 99 pts.

Home: 24-13-4, 52 pts.

Away: 22-16-3, 47 pts.

Playoffs: Lost 4-0 (BOS) in East Finals

LEADERS

Points: Sebastian Aho, 83

Goals: Sebastian Aho, 30

Assists: Teuvo Teravainen, 55

+/-: Brett Pesce, 35

Def. Points: Dougie Hamilton, 39

Goaltending: Petr Mrazek, 23-14-3, 2.39 GAA

2018-19 RESULTS (2-2-0)

DATE	RESULT	ATTN	W/L GOALTENDERS	GW GOAL
Oct. 5, 2018	CAR 3, at CBJ 1	18,306	Curtis McElhinney / Sergei Bobrovsky	Sebastian Aho
Nov. 17, 2018	CBJ 4, at CAR 1	13,040	Sergei Bobrovsky / Scott Darling	Cam Atkinson
Jan. 4, 2019	at CAR 4, CBJ 2	15,346	Curtis McElhinney / Sergei Bobrovsky	Greg McKegg
Mar. 15, 2019	at CBJ 3, CAR 0	18,832	Sergei Bobrovsky / Petr Mrazek	Adam McQuaid

GOALS BY PERIOD	1ST	2ND	3RD	OT	TOTAL	SHOTS BY PERIOD	1ST	2ND	3RD	OT	TOTAL
Columbus	4	5	1	-	10	Columbus	43	32	25	-	100
Carolina	3	3	2	-	8	Carolina	49	52	42	-	143

POWER PLAY	GOALS	ATTEMPTS	PCT	PENALTY KILLING	KILLS	ATTEMPTS	PCT
Columbus	1	10	10.0	Columbus	8	8	100.0
Carolina	0	8	0.0	Carolina	9	10	90.0

SKATERS

COLUMBUS	GP	G	A	P	+/-	PIM	PP	SH	GW	EN	S	%	CAROLINA	GP	G	A	P	+/-	PIM	PP	SH	GW	EN	S	%
Cam Atkinson	4	3	2	5	3	0	1	0	1	0	16	18.8	Sebastian Aho	4	3	2	5	0	2	0	0	1	1	11	27.3
Artemi Panarin	4	1	4	5	3	0	0	0	0	0	4	25.0	Micheal Ferland	4	2	1	3	0	0	0	0	0	0	14	14.3
David Savard	4	1	1	2	0	4	0	0	0	0	7	14.3	Greg McKegg	2	1	1	2	1	2	0	0	1	0	3	33.3
Zach Werenski	4	1	1	2	1	0	0	0	0	0	6	16.7	Dougie Hamilton	4	1	0	1	0	2	0	0	0	0	12	8.3
Pierre-Luc Dubois	4	0	2	2	3	2	0	0	0	0	6	0.0	Jordan Martinook	4	1	0	1	0	0	0	0	0	0	6	16.7

GOALTENDING

COLUMBUS	GP	MIN	GA	GAA	SO	W	L	OTL	SA	SV%	CAROLINA	GP	MIN	GA	GAA	SO	W	L	OTL	SA	SV%
Joonas Korpisalo	1	30	0	0.00	0	0	0	0	14	1.000	Curtis McElhinney	2	120	3	1.50	0	2	0	0	56	.946
Sergei Bobrovsky	4	207	7	2.03	1	2	2	0	128	.945	Petr Mrazek	1	159	2	2.02	0	0	1	0	19	.895
											Scott Darling	1	60	4	4.00	0	0	1	0	24	.833



COLUMBUS VS. CAROLINA ALL-TIME

SEASON	W-L-T/O	HOME	AWAY	GF-GA	SF-SA	PP	PK	PIM
2000-01	1-1-0-0	1-0-0-0	0-1-0-0	4-3	40-58	2-of-11	5-of-6	28-36
2001-02	0-1-0-0	0-0-0-0	0-1-0-0	2-5	18-38	1-of-4	6-of-6	10-10
2002-03	0-2-0-0	0-1-0-0	0-1-0-0	7-10	67-66	2-of-7	7-of-10	27-21
2003-04	1-1-0-0	0-1-0-0	1-0-0-0	4-4	45-63	2-of-9	7-of-8	20-22
2005-06	0-1-0	0-0-0	0-1-0	1-2	26-32	0-of-4	6-of-7	14-8
2006-07	DID NOT PLAY							
2007-08	1-0-0	1-0-0	0-0-0	4-1	23-24	1-of-6	3-of-4	13-17
2008-09	1-0-0	0-0-0	1-0-0	5-1	20-27	2-of-4	3-of-3	6-8
2009-10	1-0-0	1-0-0	0-0-0	3-2	26-26	0-of-3	5-of-5	10-6
2010-11	1-0-0	0-0-0	1-0-0	3-2	28-31	0-of-5	9-of-9	18-12
2011-12	1-0-0	1-0-0	0-0-0	5-1	26-40	1-of-3	5-of-5	10-6
2012-13	DID NOT PLAY							
2013-14	3-2-0	1-1-0	2-1-0	13-11	152-151	2-of-11	14-of-18	38-26
2014-15	1-2-1	0-2-0	1-0-1	9-13	106-131	5-of-16	19-of-23	51-35
2015-16	1-2-1	0-1-1	1-1-0	11-12	131-110	2-of-14	9-of-11	43-37
2016-17	2-1-1	2-0-0	0-1-1	11-10	107-121	0-of-11	11-of-12	26-24
2017-18	2-2-0	1-1-0	1-1-0	6-8	127-122	0-of-10	7-of-7	14-20
2018-19	2-2-0	1-1-0	1-1-0	10-8	100-143	1-of-10	8-of-8	16-20
TOTAL	18-17-0-3	9-8-0-1	9-9-0-2	98-93	1,042-1,183	21-of-128	124-of-142	344-308

Current Streak:

Last 10 Games:

Last Win:

Last Regulation Loss:

Most Lopsided Win:

Most Lopsided Loss:

Last Tie:

Last OT Game:

OT Record (W-L-T):

Most Goals Scored:

Most Goals Allowed:

Most Goals, Both Teams:

Longest Win Streak:

Longest Pts. Streak:

Longest Pointless Streak:

Longest Winless Streak:

OVERALL

1-0-0 since 3/15/19

5-4-1

3/15/19, 3-0 at CBJ

1/4/19, 2-4 at CAR

4, 3x (4/2/16, most recent, 5-1 at CAR)

3, 3x (1/8/16 most recent, 1-4 at CAR)

None

11/28/17, 3-2 SOW at CBJ

4-3-0

5, 4x (4/2/16, most recent, 5-1 W at CAR)

6, 3/10/03 (5-6 L at CAR)

11, 3/10/03 (5-6 L at CAR)

7, 12/29/07 - 1/10/14

7, 12/29/07 - 1/10/14 (7-0-0-0)

4, 3/7/01 - 3/10/03

4, 2x, 3/15/15 - 3/24/16, most recent (0-3-0-1)

AT CBJ

1-0-0 since 3/15/19

4-5-1

3/15/19, 3-0

10/5/18, 1-3

4, 3/23/12 (5-1)

3, 3/8/04 (1-4)

None

11/28/17, 3-2 SOW

1-1-0

5, 3/23/12 (5-1 W)

4, 4x (1/9/16 most recent, 3-4 OTL)

7, 1/9/16 (3-4 OTL)

4, 12/29/07 - 1/10/14

4, 12/29/07 - 1/10/14 (4-0-0-0)

3, 3/18/14 - 3/15/15

5, 3/18/14 - 3/24/16 (0-4-0-1)

AT CAR

0-1-0 since 1/4/19

4-4-2

11/17/18, 4-1

1/4/19, 2-4

4, 2x (4/2/16 most recent, 5-1)

3, 2x (1/8/16 most recent, 1-4)

None

10/10/17, 2-1 OTW

3-2-0

5, 3x (4/2/16, most recent, 5-1 W)

6, 3/10/03 (5-6 L)

11, 3/10/03 (5-6 L)

3, 2/14/09 - 12/23/13

3, 2x, 3/29/14 - 3/10/15, most recent (2-0-0-1)

3, 3/7/01 - 3/10/03

3, 3/7/01 - 3/10/03 (0-3-0-0)

ALL-TIME RESULTS

2000-01	(1-1-0-0)	2001-02	(0-1-0-0)	2002-03	(0-2-0-0)	2003-04	(1-1-0-0)	2005-06	(0-1-0)	2006-07	(0-0-0)
12/29	at CBJ 3, CAR 1	11/19	at CAR 5, CBJ 2	11/30	CAR 4, at CBJ 2	3/2	CBJ 3, at CAR 0	12/15	at CAR 2, CBJ 1	DID NOT PLAY	
3/7	at CAR 2, CBJ 1			3/10	at CAR 6, CBJ 5	3/8	CAR 4, at CBJ 1				
2007-08	(1-0-0)	2008-09	(1-0-0)	2009-10	(1-0-0)	2010-11	(1-0-0)	2011-12	(1-0-0)	2012-13	(0-0-0)
12/29	at CBJ 4, CAR 1	2/14	CBJ 5, at CAR 1	11/7	at CBJ 3, CAR 2	3/12	CBJ 3, at CAR 2	3/23	at CBJ 5, CAR 1	DID NOT PLAY	
2013-14	(3-2-0)	2014-15	(1-2-1)	2015-16	(1-2-1)	2016-17	(2-1-1)	2017-18	(2-2-0)	2018-19	(2-2-0)
12/23	CBJ 4, at CAR 3	11/4	CAR 4, at CBJ 2	1/8	at CAR 4, CBJ 1	1/10	at CAR 5, CBJ 3	10/10	CBJ 2, at CAR 1 OT	10/5	CAR 3, at CBJ 1
1/10	at CBJ 3, CAR 0	11/7	at CAR 3, CBJ 2 OT	1/9	CAR 4, at CBJ 3 OT	1/17	at CBJ 4, CAR 1	11/10	CAR 3, at CBJ 1	11/17	CBJ 4, at CAR 1
1/27	at CAR 3, CBJ 2	3/10	CBJ 4, at CAR 3 SO	3/24	CAR 3, at CBJ 2	1/21	at CBJ 3, CAR 2	11/28	at CBJ 3, CAR 2 SO	1/4	at CAR 4, CBJ 2
3/18	CAR 3, at CBJ 1	3/15	CAR 3, at CBJ 2	4/2	CBJ 5, at CAR 1	3/30	at CAR 2, CBJ 1 OT	12/16	at CAR 2, CBJ 1	3/15	at CBJ 3, CAR 0
3/29	CBJ 3, at CAR 2 OT										

SHUTOUTS

CBJ	3	3/2/04, Denis 25 saves (3-0 at CAR); 1/10/14, Bobrovsky 36 saves (3-0 W at CBJ); 3/15/19, Bobrovsky 46 saves (3-0 at CBJ)
CAR	0	None

HAT TRICKS

CBJ	3	3/23/12, Umberger against Ward (3) (5-1 W at CBJ); 4/2/16, Saad against Lack (3) (5-1 W at CAR); 11/17/18, Atkinson against Darling (3) (4-1 W at CAR)
CAR	0	None

PENALTY SHOTS

CBJ	0	None
CAR	0	None




CHICAGO BLACKHAWKS



CHICAGO BLACKHAWKS

United Center / 1901 W. Madison St. / Chicago, IL 60612

chicagoblackhawks.com / p: 312.455.7000 / @NHLBlackhawks



PATRICK KANE

DIRECTORY

First Season: 1926-27

Home Ice: United Center

Capacity: 19,717 (opened in 1994)

Playoff Appearances: 62 (most recent, 2016-17)

Stanley Cup Titles: 6 (most recent, 2015)

Senior VP and General Manager: Stan Bowman

Head Coach: Jeremy Colliton

Assistant Coaches:

Sheldon Brookbank, Tomas Mitell, Marc Crawford

Public Relations Contact: Adam Rogowin

TV Play-by-Play: Pat Foley

TV Color Analyst: Eddie Olczyk

Radio Play-by-Play: John Wiedeman

Radio Color Analyst: Troy Murray

2019-20 SCHEDULE

DATE	HOME/AWAY	START (ET)
Oct. 18, 2019	at CHI	8:30 PM
Dec. 29, 2019	at CBJ	5:00 PM

2018-19 SEASON

Record: 36-34-12, 84 pts.

Home: 19-14-8, 46 pts.

Away: 17-20-4, 38 pts.

Playoffs: Did not qualify

LEADERS

Points: Patrick Kane, 110

Goals: Patrick Kane, 44

Assists: Patrick Kane, 66

+/-: Duncan Keith, 13

Def. Points: Eric Gustafsson, 60

Goaltending: Corey Crawford, 14-18-5, 2.93 GAA

2018-19 RESULTS (1-1-0)

DATE	RESULT	ATTN	W/L GOALTENDERS	GW GOAL
Oct. 20, 2018	CHI 4, at CBJ 1	17,005	Corey Crawford / Sergei Bobrovsky	Marcus Kruger
Feb. 16, 2019	CBJ 5, at CHI 2	22,196	Sergei Bobrovsky / Cam Ward	Cam Atkinson

GOALS BY PERIOD	1ST	2ND	3RD	OT	TOTAL	SHOTS BY PERIOD	1ST	2ND	3RD	OT	TOTAL
Columbus	4	0	2	-	6	Columbus	25	25	18	-	68
Chicago	2	1	3	-	6	Chicago	25	25	17	-	67

POWER PLAY	GOALS	ATTEMPTS	PCT	PENALTY KILLING	KILLS	ATTEMPTS	PCT
Columbus	0	5	0.0	Columbus	3	4	75.0
Chicago	1	4	25.0	Chicago	5	5	100.0

SKATERS

COLUMBUS	GP	G	A	P	+/-	PIM	PP	SH	GW	EN	S	%	CHICAGO	GP	G	A	P	+/-	PIM	PP	SH	GW	EN	S	%
Artemi Panarin	2	2	1	3	0	0	0	0	0	0	8	25.0	Patrick Kane	2	3	2	5	2	0	1	0	0	1	10	30.0
Ryan Murray	2	0	3	3	2	0	0	0	0	0	2	0.0	Alex DeBrincat	2	1	1	2	0	0	0	0	0	0	6	16.7
Pierre-Luc Dubois	2	1	1	2	1	2	0	0	0	0	4	25.0	Brent Seabrook	2	0	2	2	2	0	0	0	0	0	3	0.0
Josh Anderson	2	1	0	1	0	0	0	0	0	0	6	16.7	Marcus Kruger	2	1	0	1	1	0	0	0	1	0	2	50.0
Cam Atkinson	2	1	0	1	-1	2	0	0	1	0	7	14.3	Jonathan Toews	2	1	0	1	1	0	0	0	0	0	5	20.0

GOALTENDING

COLUMBUS	GP	MIN	GA	GAA	SO	W	L	OTL	SA	SV%	CHICAGO	GP	MIN	GA	GAA	SO	W	L	OTL	SA	SV%
Sergei Bobrovsky	2	119	5	2.52	0	1	1	0	66	.924	Corey Crawford	1	60	1	1.00	0	1	0	0	38	.974
											Cam Ward	1	60	5	5.00	0	0	1	0	30	.833

COLUMBUS VS. CHICAGO ALL-TIME

SEASON	W-L-T/O	HOME	AWAY	GF-GA	SF-SA	PP	PK	PIM
2000-01	1-4-0-0	1-2-0-0	0-2-0-0	9-18	118-137	2-of-25	18-of-23	86-80
2001-02	1-2-2-0	1-0-1-0	0-2-1-0	10-12	124-154	6-of-26	17-of-19	121-135
2002-03	2-3-0-0	2-1-0-0	0-2-0-0	11-15	141-153	2-of-25	21-of-23	105-152
2003-04	4-2-0-0	2-1-0-0	2-1-0-0	17-19	204-188	6-of-34	21-of-25	106-120
2005-06	5-3-0	3-1-0	2-2-0	26-21	212-299	5-of-40	42-of-48	106-100
2006-07	4-4-0	2-2-0	2-2-0	27-26	220-192	11-of-43	26-of-31	116-130
2007-08	4-3-1	2-2-0	2-1-1	27-28	229-217	6-of-38	28-of-35	107-129
2008-09	3-1-2	1-0-2	2-1-0	16-16	175-164	2-of-22	19-of-26	69-59
2009-10	2-2-2	1-1-1	1-1-1	24-21	153-206	3-of-21	17-of-23	54-62
2010-11	2-3-1	0-2-1	2-1-0	17-24	202-193	5-of-28	16-of-21	54-69
2011-12	0-6-0	0-3-0	0-3-0	10-31	190-176	2-of-20	14-of-19	90-92
2012-13	0-2-2	0-1-1	0-1-1	6-9	106-126	1-of-13	9-of-9	46-52
2013-14	0-2-0	0-1-0	0-1-0	4-10	50-71	1-of-7	4-of-6	17-19
2014-15	2-0-0	1-0-0	1-0-0	7-4	46-74	0-of-3	9-of-9	22-10
2015-16	1-1-0	1-0-0	0-1-0	6-8	48-56	1-of-4	7-of-10	39-15
2016-17	1-1-0	1-0-0	0-1-0	4-5	61-58	2-of-6	6-of-7	16-14
2017-18	1-1-0	1-0-0	0-1-0	4-7	62-62	1-of-3	4-of-5	17-13
2019-19	1-1-0	0-1-0	1-0-0	6-6	68-67	0-of-5	3-of-4	8-10
TOTAL	34-41-2-8	19-18-1-5	15-23-1-3	231-280	2,409-2,593	56-of-363	281-of-343	1,179-of-1,261

Current Streak:

Last 10 Games:

Last Win:

Last Regulation Loss:

Most Lopsided Win:

Most Lopsided Loss:

Last Tie:

Last OT Game:

OT Record (W-L-T):

Most Goals Scored:

Most Goals Allowed:

Most Goals, Both Teams:

Longest Win Streak:

Longest Pts. Streak:

Longest Pointless Streak:

Longest Winless Streak:

OVERALL

1-0-0 since 2/16/19

6-4-0

2/16/19, 5-2 at CHI

10/20/18, 1-4 at CBJ

5, 3/25/10 (8-3 at CBJ)

7, 1/22/04 (0-7 at CHI)

11/23/01, 2-2 at CBJ

4/9/16, 5-4 OTW at CBJ

7-8-2

8, 3/25/10 (8-3 W at CBJ)

7, 4x (2/1/11 most recent, 4-7 L at CBJ)

11, 4x (2/1/11 most recent, 4-7 L at CBJ)

4, 2/27/04 - 12/30/05

5, 3/13/09 - 12/1/09 (3-0-0-2)

8, 10/29/11 - 2/24/13

13, 4/1/11 - 4/4/14 (0-10-0-3)

AT CBJ

0-1-0 since 10/20/18

4-5-1

2/24/18, 3-2

10/20/18, 1-4

5, 3/25/10 (8-3)

6, 2/15/03 (1-7)

11/23/01, 2-2

4/9/16, 5-4 OTW

5-5-1

8, 3/25/10 (8-3 W)

7, 3x (2/1/11 most recent, 4-7 L)

11, 3x (2/1/11 most recent, 4-7 L)

4, 12/20/14 - 2/24/18

5, 4/8/01 - 1/20/03 (4-0-1-0)

4, 11/10/11 - 1/26/13

9, 10/15/10 - 4/4/14 (0-7-0-2)

AT CHI

1-0-0 since 2/16/19

2-7-1

2/16/19, 5-2

10/7/17, 1-5

3, 4x (2/16/19 most recent, 5-2)

7, 1/22/04 (0-7)

10/14/01, 2-2

3/1/13, 3-4 OTL

2-3-1

7, 10/23/07 (7-4 W)

7, 1/22/04 (0-7 L)

11, 10/23/07 (7-4 W)

3, 2/27/04 - 12/30/05

3, 2x, 3/13/09 - 12/1/09, most recent (2-0-0-1)

4, 2x, 10/29/11 - 2/24/13, most recent

7, 10/15/00 - 12/20/02 (0-6-1-0)

ALL-TIME RESULTS

2000-01	(1-4-0-0)	2001-02	(1-2-2-0)	2002-03	(2-3-0-0)	2003-04	(4-2-0-0)	2005-06	(5-3-0)	2006-07	(4-4-0)
10/7	CHI 5, at CBJ 3	10/14	CBJ 2, at CHI 2 OT	10/10	at CBJ 2, CHI 1	10/16	at CBJ 2, CHI 1	10/9	CBJ 3, at CHI 2	10/7	CBJ 5, at CHI 4
10/15	at CHI 2, CBJ 1	11/23	CHI 2, at CBJ 2 OT	10/29	at CHI 3, CBJ 2	12/26	CBJ 4, at CHI 1	12/26	at CBJ 4, CHI 3 OT	11/12	at CHI 1, CBJ 0
12/3	at CHI 5, CBJ 0	1/10	at CHI 2, CBJ 1	12/20	at CHI 3, CBJ 1	1/22	at CHI 7, CBJ 0	12/30	CBJ 3, at CHI 2	12/16	CHI 6, at CBJ 4
1/12	CHI 3, at CBJ 1	1/12	at CBJ 5, CHI 4	1/20	at CBJ 5, CHI 1	1/24	at CBJ 4, CHI 3	3/7	CHI 3, at CBJ 1	12/31	at CBJ 3, CHI 1
4/8	at CBJ 4, CHI 3 OT	4/14	at CHI 2, CBJ 0	2/15	CHI 7, at CBJ 1	2/25	CHI 4, at CBJ 3	3/15	at CHI 3, CBJ 2	1/16	CBJ 5, at CHI 4 OT
						2/27	CBJ 4, at CHI 3	4/1	at CBJ 5, CHI 2	2/11	CHI 5, at CBJ 1
								4/15	at CBJ 5, CHI 2	3/20	at CBJ 5, CHI 2
								4/16	at CHI 4, CBJ 3	3/30	at CHI 3, CBJ 1
2007-08	(4-3-1)	2008-09	(3-1-2)	2009-10	(2-2-2)	2010-11	(2-3-1)	2011-12	(0-6-0)	2012-13	(0-2-2)
10/23	CBJ 7, at CHI 4	11/1	CHI 4, at CBJ 3 SO	12/1	at CHI 4, CBJ 3 SO	10/15	CHI 5, at CBJ 2	10/29	at CHI 5, CBJ 2	1/26	CHI 3, at CBJ 2
11/7	at CHI 5, CBJ 2	12/14	at CHI 3, CBJ 1	1/14	at CHI 3, CBJ 0	10/23	CBJ 3, at CHI 2	11/10	CHI 6, at CBJ 3	2/24	at CHI 1, CBJ 0
11/14	at CBJ 4, CHI 2	3/13	CBJ 5, at CHI 3	1/16	CHI 6, at CBJ 5	12/26	at CHI 4, CBJ 1	12/26	at CHI 4, CBJ 1	3/1	at CHI 4, CBJ 3 OT
1/24	CBJ 1, at CHI 0	3/18	at CBJ 4, CHI 3 OT	2/14	CHI 5, at CBJ 4 SO	2/1	CHI 7, at CBJ 4	1/10	at CHI 5, CBJ 2	3/14	CHI 2, at CBJ 1 SO
2/13	CHI 7, at CBJ 2	4/5	CHI 1, at CBJ 0 OT	3/25	at CBJ 8, CHI 3	2/18	CBJ 4, at CHI 3	2/18	CHI 6, at CBJ 1		
3/14	CHI 6, at CBJ 3	4/8	CBJ 4, at CHI 3 SO	3/28	CBJ 4, at CHI 2	4/1	CHI 4, at CBJ 3 SO	3/20	CHI 5, at CBJ 1		
3/26	at CBJ 4, CHI 0										
3/30	at CHI 5, CBJ 4 SO										
2013-14	(0-2-0)	2014-15	(2-0-0)	2015-16	(1-1-0)	2016-17	(1-1-0)	2017-18	(1-1-0)	2018-19	(1-1-0)
3/6	at CHI 6, CBJ 1	12/20	at CBJ 3, CHI 2 SO	10/17	at CHI 4, CBJ 1	10/21	at CBJ 3, CHI 2	10/7	at CHI 5, CBJ 1	10/20	CHI 4, at CBJ 1
4/4	CHI 4, at CBJ 3	3/27	CBJ 5, at CHI 2	4/9	at CBJ 5, CHI 4 OT	3/31	at CHI 3, CBJ 1	2/24	at CBJ 3, CHI 2	2/16	CBJ 5, at CHI 2

SHUTOUTS

CBJ 2 1/24/08, Leclaire 30 saves (1-0 at CHI); 3/26/08, Norrena 17 saves (4-0 at CBJ)

CHI 7 12/3/00, Thibault 29 saves (0-5 at CHI); 4/14/02, Thibault 28 saves (0-2 at CHI); 1/22/04, Anderson 30 saves (0-7 at CHI); 11/12/06, Boucher 28 saves (0-1 at CHI); 4/5/09, Khabibulin 20 saves (0-1 OT at CBJ); 1/14/10, Huet 24 saves (0-3 at CHI); 2/24/13, Crawford 28 saves (0-1 at CHI)

HAT TRICKS

CBJ 1 3/27/15, Atkinson against Crawford (2) and 1 EN (5-2 W at CHI)

CHI 1 1/10/12, Stalberg against Sanford (3) (2-5 L at CHI)

PENALTY SHOTS

CBJ 5 10/15/00, Vyborny goal against Tallas (1-2 L at CHI); 3/15/06, Fritsche unsuccessful against Khabibulin (2-3 L at CHI); 12/31/06, Nash unsuccessful against Khabibulin (3-1 W at CBJ); 4/8/09, Nash unsuccessful against Khabibulin (4-3 SOW at CHI); 3/25/10, Voracek goal against Huet (8-3 W at CBJ)

CHI 2 3/30/07, Keith unsuccessful against Boucher (1-3 L at CHI); 12/26/10, Skille unsuccessful against Garon (1-4 L at CHI)



COLORADO AVALANCHE



COLORADO AVALANCHE

Pepsi Center / 1000 Chopper Cir. / Denver, CO 80204

coloradoavalanche.com / p: 303.405.1100 / @Avalanche



NATHAN MACKINNON

DIRECTORY

First Season: 1979-80

(Relocated from Quebec City in 1995)

Home Ice: Pepsi Center

Capacity: 17,809 (opened in 1999)

Playoff Appearances: 24 (most recent, 2018-19)

Stanley Cup Titles: 2 (1996 and 2001)

EVP and General Manager: Joe Sakic

Head Coach: Jared Bednar

Assistant Coaches: Ray Bennett, Nolan Pratt

Public Relations Contact: Jean Martineau

TV Play-by-Play: Marc Moser

TV Color Analyst: Peter McNab

Radio Play-by-Play: Conor McGahey

2019-20 SCHEDULE

DATE	HOME/AWAY	START (ET)
Nov. 9, 2019	at COL	9:00 PM
Feb. 8, 2020	at CBJ	7:00 PM

2018-19 SEASON

Record: 38-30-14, 90 pts.

Home: 21-14-6, 48 pts.

Away: 17-16-8, 42 pts.

Playoffs: Lost 4-3 (SJS) in West Semifinals

LEADERS

Points: Nathan MacKinnon, 99

Goals: Nathan MacKinnon, 41

Assists: Nathan MacKinnon, 58

+/-: Nathan MacKinnon, 20

Def. Points: Tyson Barrie, 59

Goaltending: Philipp Grubauer, 18-9-5, 2.64 GAA

2018-19 RESULTS (2-0-0)

DATE	RESULT	ATTN	W/L GOALTENDERS	GW GOAL
Oct. 9, 2018	at CBJ 5, COL 2	11,694	Sergei Bobrovsky / Philipp Grubauer	Artemi Panarin
Feb. 5, 2019	CBJ 6, at COL 3	15,398	Sergei Bobrovsky / Philipp Grubauer	Josh Anderson

GOALS BY PERIOD	1ST	2ND	3RD	OT	TOTAL
Columbus	4	1	6	-	11
Colorado	2	3	0	-	5

SHOTS BY PERIOD	1ST	2ND	3RD	OT	TOTAL
Columbus	23	20	29	-	72
Colorado	20	23	14	-	57

POWER PLAY	GOALS	ATTEMPTS	PCT
Columbus	2	8	25.0
Colorado	1	8	12.5

PENALTY KILLING	KILLS	ATTEMPTS	PCT
Columbus	7	8	87.5
Colorado	6	8	75.0

SKATERS

COLUMBUS	GP	G	A	P	+/-	PIM	PP	SH	GW	EN	S	%	COLORADO	GP	G	A	P	+/-	PIM	PP	SH	GW	EN	S	%
Alexander Wennberg	2	1	3	4	4	2	1	0	0	0	1	100.0	Erik Johnson	2	1	2	3	2	0	0	0	0	0	4	25.0
Pierre-Luc Dubois	2	3	0	3	1	4	1	0	0	1	5	60.0	Samuel Girard	2	1	1	2	0	0	0	0	0	0	4	25.0
Nick Foligno	2	2	1	3	3	2	0	0	0	0	4	50.0	Nathan MacKinnon	2	1	1	2	-4	0	0	0	0	0	6	16.7
Josh Anderson	2	2	0	2	0	0	0	0	1	1	3	66.7	Carl Soderberg	2	1	0	1	-2	0	1	0	0	0	3	33.3
Cam Atkinson	2	1	1	2	3	0	0	0	0	0	10	10.0	Nikita Zadorov	2	1	0	1	-4	0	0	0	0	0	3	33.3

GOALTENDING

COLUMBUS	GP	MIN	GA	GAA	SO	W	L	OTL	SA	SV%	COLORADO	GP	MIN	GA	GAA	SO	W	L	OTL	SA	SV%
Sergei Bobrovsky	2	120	5	2.50	0	2	0	0	57	.912	Philipp Grubauer	2	118	9	4.58	0	0	2	0	70	.871



COLUMBUS VS. COLORADO ALL-TIME

SEASON	W-L-T-O	HOME	AWAY	GF-GA	SF-SA	PP	PK	PIM
2000-01	0-4-0-0	0-2-0-0	0-2-0-0	6-17	84-114	2-of-12	15-of-21	100-62
2001-02	0-4-0-0	0-2-0-0	0-2-0-0	2-16	103-113	1-of-17	8-of-11	43-75
2002-03	0-3-1-0	0-1-1-0	0-2-0-0	7-17	93-155	2-of-15	21-of-25	86-66
2003-04	1-3-0-0	1-1-0-0	0-2-0-0	8-19	154-150	4-of-25	9-of-15	66-78
2005-06	0-3-1	0-2-0	0-1-1	3-12	109-149	0-of-11	14-of-21	59-37
2006-07	1-3-0	0-2-0	1-1-0	8-11	113-115	1-of-19	11-of-14	49-49
2007-08	2-2-0	2-0-0	0-2-0	11-13	99-105	1-of-12	13-of-16	70-54
2008-09	4-0-0	2-0-0	2-0-0	17-6	104-113	2-of-10	14-of-17	66-44
2009-10	0-4-0	0-2-0	0-2-0	7-16	110-113	3-of-15	11-of-14	44-44
2010-11	1-2-1	1-1-0	0-1-1	9-15	128-124	1-of-10	11-of-13	60-56
2011-12	2-1-1	0-1-1	2-0-0	9-9	117-127	2-of-13	9-of-10	58-54
2012-13	2-1-0	1-0-0	1-1-0	6-8	97-79	2-of-12	7-of-8	51-57
2013-14	0-1-1	0-0-1	0-1-0	5-8	64-51	0-of-5	0-of-4	19-15
2014-15	1-1-0	0-1-0	1-0-0	4-7	71-62	0-of-5	8-of-10	20-8
2015-16	2-0-0	1-0-0	1-0-0	6-4	57-64	1-of-8	8-of-9	21-21
2016-17	1-0-1	0-0-1	1-0-0	5-5	79-47	0-of-5	3-of-4	15-17
2017-18	1-1-0	1-0-0	0-1-0	5-6	78-59	1-of-8	4-of-6	14-18
2018-19	2-0-0	1-0-0	1-0-0	11-5	72-57	2-of-8	7-of-8	16-16
TOTAL	20-33-1-5	10-15-1-3	10-18-0-2	129-194	1,732-1,797	25-of-210	173-of-226	862-771

	OVERALL	AT CBJ	AT COL
Current Streak:	3-0-0 since 3/8/18	3-0-1 since 1/16/16	1-0-0 since 2/5/19
Last 10 Games:	7-2-1	5-2-3	7-3-0
Last Win:	2/5/19, 6-3 at COL	10/9/18, 5-2	2/5/19, 6-3
Last Regulation Loss:	1/4/18, 0-2 at COL	3/7/15, 0-4	1/4/18, 0-2
Most Lopsided Win:	5, 1/2/09 (6-1 at COL)	3, 3x (10/9/18, 5-2)	5, 1/2/09 (6-1)
Most Lopsided Loss:	6, 1/6/04 (0-6 at COL)	5, 3x (2/24/12 most recent, 0-5)	6, 1/6/04 (0-6)
Last Tie:	1/28/03, 2-2 at CBJ	1/28/03, 2-2	None
Last OT Game:	3/8/18, 5-4 OTW at CBJ	3/8/18, 5-4 OTW	4/15/13, 4-3 OTW
OT Record (W-L-T):	4-5-1	3-3-1	1-2-0
Most Goals Scored:	6, 2x (2/5/19 most recent, 6-3 W at COL)	5, 4x (10/9/18 most recent, 5-2 W)	6, 2x (2/5/19 most recent, 6-3 W)
Most Goals Allowed:	6, 1/6/04 (0-6 L at COL)	5, 7x (2/24/12 most recent, 0-5 L)	6, 1/6/04 (0-6 L)
Most Goals, Both Teams:	9, 6x (2/5/19 most recent, 6-3 W at COL)	9, 3x (3/8/18 most recent, 5-4 OTW)	9, 3x (2/5/19 most recent, 6-3 W)
Longest Win Streak:	4, 10/30/08 - 2/10/09	4, 12/5/07 - 2/10/09	3, 1/4/15 - 12/1/16
Longest Pts. Streak:	4, 2x, 10/24/15 - 12/1/16, most recent (3-0-0-1)	4, 2x, 1/16/16 - current, most recent (3-0-0-1)	3, 2x, 1/4/15 - 12/1/16, most recent
Longest Pointless Streak:	10, 10/14/00 - 1/23/03	5, 4/2/04 - 11/17/06	8, 10/14/00 - 1/6/04
Longest Winless Streak:	14, 10/14/00 - 1/6/04 (0-13-1-0)	6, 10/18/00 - 3/13/03 (0-5-1-0)	10, 10/14/00 - 3/2/06 (0-9-0-1)

ALL-TIME RESULTS

2000-01	(0-4-0-0)	2001-02	(0-4-0-0)	2002-03	(0-3-1-0)	2003-04	(1-3-0-0)	2005-06	(0-3-1)	2006-07	(1-3-0)
10/14	at COL 3, CBJ 1	10/20	COL 5, at CBJ 0	11/12	at COL 5, CBJ 4	12/6	at COL 5, CBJ 1	11/25	COL 5, at CBJ 0	11/1	COL 5, at CBJ 3
10/18	COL 5, at CBJ 1	12/8	COL 2, at CBJ 0	1/23	at COL 5, CBJ 0	1/6	at COL 6, CBJ 0	1/7	at COL 3, CBJ 2 SO	11/17	COL 3, at CBJ 0
11/22	at COL 5, CBJ 2	12/12	at COL 5, CBJ 1	1/28	at CBJ 2, COL 2 OT	2/28	at CBJ 5, COL 4 OT	2/10	COL 4, at CBJ 1	12/5	CBJ 3, at COL 0
1/10	COL 4, at CBJ 2	3/6	at COL 4, CBJ 1	3/13	COL 5, at CBJ 1	4/2	COL 4, at CBJ 2	3/2	at COL 1, CBJ 0	2/27	at COL 3, CBJ 2
2007-08	(2-2-0)	2008-09	(4-0-0)	2009-10	(0-4-0)	2010-11	(1-2-1)	2011-12	(2-1-1)	2012-13	(2-1-0)
10/13	at COL 5, CBJ 1	10/30	CBJ 4, at COL 2	12/5	COL 3, at CBJ 2	10/30	at COL 5, CBJ 1	10/12	COL 3, at CBJ 2 SO	1/24	at COL 4, CBJ 0
12/5	at CBJ 5, COL 4	1/2	CBJ 6, at COL 1	12/19	at COL 5, CBJ 2	11/12	COL 5, at CBJ 1	2/24	COL 5, at CBJ 0	3/3	at CBJ 2, COL 1 OT
12/12	at CBJ 4, COL 1	1/13	at CBJ 4, COL 3	1/2	COL 3, at CBJ 2	2/11	at CBJ 3, COL 1	3/1	CBJ 2, at COL 0	4/15	CBJ 4, at COL 3 OT
1/20	at COL 3, CBJ 1	2/10	at CBJ 3, COL 0	2/2	at COL 5, CBJ 1	3/22	at COL 5, CBJ 4 SO	4/5	CBJ 5, at COL 2		
2013-14	(0-1-1)	2014-15	(1-1-0)	2015-16	(2-0-0)	2016-17	(1-0-1)	2017-18	(1-1-0)	2018-19	(2-0-0)
12/31	at COL 5, CBJ 3	1/4	CBJ 4, at COL 3	10/24	CBJ 4, at COL 3	11/21	COL 3, at CBJ 2 OT	1/4	at COL 2, CBJ 0	10/9	at CBJ 5, COL 2
4/1	COL 3, at CBJ 2 OT	3/7	COL 4, at CBJ 0	1/16	at CBJ 2, COL 1	12/1	CBJ 3, at COL 2	3/8	at CBJ 5, COL 4 OT	2/5	CBJ 6, at COL 3

SHUTOUTS

CBJ	3	12/5/06, Norrena 42 saves (3-0 at COL); 2/10/09, LaCosta 31 saves (3-0 at CBJ); 3/1/12, Mason 33 saves (2-0 at COL)
COL	11	10/20/01, Roy 24 saves (0-5 at CBJ); 12/8/01, Roy 26 saves (0-2 at CBJ); 1/23/03, Roy 18 saves (0-5 at COL); 1/6/04, Aebischer 35 saves (0-6 at COL); 11/25/05, Aebischer 35 saves (0-5 at CBJ); 3/2/06, Aebischer 24 saves (0-1 at COL); 11/17/06, Budaj 25 saves (0-3 at CBJ); 2/24/12, Varlamov 28 saves (0-5 at CBJ); 1/24/13, Varlamov 33 saves (0-4 at COL); 3/7/15, Varlamov 44 saves (0-4 at CBJ); 1/4/18, Bernier 34 saves (0-2 at COL)

HAT TRICKS

CBJ	1	4/5/12, Atkinson against Varlamov (3) (5-2 W at COL)
COL	2	3/13/03, Sakic against Denis (3) (1-5 L at CBJ); 10/13/07, Sakic against Leclaire (3) (1-5 L at COL)

PENALTY SHOTS


CBJ	1	1/2/09, Nash goal against Budaj (6-1 W at COL)
COL	3	12/12/01, Podein unsuccessful against Denis (1-5 L at COL); 1/23/03, McAmmond unsuccessful against Denis (0-5 L at COL); 2/28/04, Kariya unsuccessful against Denis (5-4 OTW at CBJ)



DALLAS STARS

American Airlines Center / 2500 Victory Ave. / Dallas, TX 75219

dallasstars.com / p: 214.387.5500 / @DallasStars



TYLER SEGUIN

DIRECTORY

First Season: 1967-68

(Relocated from Minneapolis-St. Paul in 1993)

Home Ice: American Airlines Center

Capacity: 18,532 (opened in 2001)

Playoff Appearances: 32 (most recent, 2018-19)

Stanley Cup Titles: 1 (1999)

General Manager: Jim Nill

Head Coach: Jim Montgomery

Assistant Coaches:

Rick Bowness, Todd Nelson, John Stevens

Public Relations Contact: Tom Holy

Play-by-Play: Josh Bogorad

Color Analyst: Daryl Reaugh

2019-20 SCHEDULE

DATE	HOME/AWAY	START (ET)
Oct. 16, 2019	at CBJ	7:00 PM
Mar. 28, 2020	at DAL	8:00 PM

2018-19 SEASON

Record: 42-32-7, 93 pts.

Home: 24-14-3, 51 pts.

Away: 19-18-4, 42 pts.

Playoffs: Lost 4-3 (STL) in West Semifinals

LEADERS

Points: Tyler Seguin, 80

Goals: Tyler Seguin, 33

Assists: Tyler Seguin, 47

+/-: Alexander Radulov, 22

Def. Points: John Klingberg, 45

Goaltending: Ben Bishop, 27-15-2, 1.98 GAA

2018-19 RESULTS (2-0-0)

DATE	RESULT	ATTN	W/L GOALTENDERS	GWG GOAL
Nov. 6, 2018	at CBJ 4, DAL 1	14,159	Sergei Bobrovsky / Ben Bishop	Markus Nutivaara
Nov. 12, 2018	CBJ 2, at DAL 1	17,543	Sergei Bobrovsky / Anton Khudobin	Pierre-Luc Dubois

GOALS BY PERIOD	1ST	2ND	3RD	OT	TOTAL	SHOTS BY PERIOD	1ST	2ND	3RD	OT	TOTAL
Columbus	1	3	2	-	6	Columbus	26	22	14	-	62
Dallas	0	1	1	-	2	Dallas	18	18	19	-	55

POWER PLAY	GOALS	ATTEMPTS	PCT	PENALTY KILLING	KILLS	ATTEMPTS	PCT
Columbus	2	6	33.3	Columbus	5	6	83.3
Dallas	1	6	16.7	Dallas	4	6	66.7

SKATERS

COLUMBUS	GP	G	A	P	+/-	PIM	PP	SH	GW	EN	S	%	DALLAS	GP	G	A	P	+/-	PIM	PP	SH	GW	EN	S	%
Cam Atkinson	2	1	1	2	3	0	1	0	0	0	6	16.7	Jamie Benn	2	1	1	2	-2	7	1	0	0	0	8	12.5
Ryan Murray	2	1	1	2	2	0	0	0	0	1	2	50.0	Miro Heiskanen	2	0	2	2	-2	0	0	0	0	0	3	0.0
Seth Jones	2	0	2	2	2	2	0	0	0	0	3	0.0	Alexander Radulov	1	1	0	1	0	2	0	0	0	0	5	20.0
Pierre-Luc Dubois	2	1	0	1	2	0	0	0	1	0	6	16.7	John Klingberg	1	0	1	1	-1	0	0	0	0	0	2	0.0
Anthony Duclair	2	1	0	1	0	0	1	0	0	0	8	12.5	Blake Comeau	2	0	0	0	0	2	0	0	0	0	2	0.0

GOALTENDING

COLUMBUS	GP	MIN	GA	GAA	SO	W	L	OTL	SA	SV%	DALLAS	GP	MIN	GA	GAA	SO	W	L	OTL	SA	SV%
Sergei Bobrovsky	2	120	2	1.00	0	2	0	0	55	.964	Anton Khudobin	1	58	2	2.06	0	0	1	0	28	.929
											Ben Bishop	1	56	3	3.19	0	0	1	0	33	.909

COLUMBUS VS. DALLAS ALL-TIME

SEASON	W-L-T/O	HOME	AWAY	GF-GA	SF-SA	PP	PK	PIM
2000-01	1-3-0-0	1-1-0-0	0-2-0-0	5-13	88-106	2-of-9	13-of-16	41-29
2001-02	0-4-0-0	0-2-0-0	0-2-0-0	8-16	102-116	2-of-11	11-of-14	49-43
2002-03	1-2-0-1	1-1-0-0	0-1-0-1	8-11	87-144	3-of-16	20-of-20	65-68
2003-04	0-4-0-0	0-2-0-0	0-2-0-0	7-12	86-117	3-of-18	10-of-11	40-62
2005-06	1-3-0	1-1-0	0-2-0	13-18	92-126	4-of-24	20-of-27	54-50
2006-07	3-1-0	1-1-0	2-0-0	7-7	105-101	0-of-13	18-of-22	50-32
2007-08	1-1-2	0-0-2	1-1-0	8-8	121-111	4-of-19	17-of-17	55-58
2008-09	1-1-2	0-1-1	1-0-1	15-18	136-101	3-of-17	14-of-17	95-65
2009-10	3-1-0	2-0-0	1-1-0	9-5	129-103	4-of-16	16-of-16	58-69
2010-11	2-2-0	1-1-0	1-1-0	5-8	127-101	1-of-12	18-of-21	78-50
2011-12	1-3-0	0-2-0	1-1-0	10-12	112-123	4-of-15	11-of-12	33-39
2012-13	2-0-1	1-0-1	1-0-0	9-7	82-96	2-of-12	6-of-8	32-40
2013-14	2-0-0	1-0-0	1-0-0	7-3	45-67	2-of-5	5-of-7	16-12
2014-15	1-1-0	0-1-0	1-0-0	6-6	55-61	2-of-9	6-of-6	24-24
2015-16	1-1-0	1-0-0	0-1-0	7-8	68-77	1-of-4	6-of-6	29-25
2016-17	2-0-0	1-0-0	1-0-0	6-2	54-70	1-of-4	9-of-9	28-18
2017-18	2-0-0	1-0-0	1-0-0	3-2	52-58	0-of-3	4-of-4	10-8
2018-19	2-0-0	1-0-0	1-0-0	6-2	62-55	2-of-6	5-of-6	19-19
TOTAL	26-27-0-6	13-13-0-4	13-14-0-2	139-158	1,603-1,733	40-of-213	209-of-239	776-711

	OVERALL	AT CBJ	AT DAL
Current Streak:	7-0-0 since 12/29/15	4-0-0 since 12/29/15	3-0-0 since 10/22/16
Last 10 Games:	8-2-0	6-3-1	7-3-0
Last Win:	11/12/18, 2-1 at DAL	11/6/18, 4-1	11/12/18, 2-1
Last Regulation Loss:	12/15/15, 1-5 at DAL	10/14/14, 2-4	12/15/15, 1-5
Most Lopsided Win:	3, 5x (11/6/18 most recent, 4-1 at CBJ)	3, 2x (11/6/18 most recent, 4-1)	3, 3x (10/22/16 most recent, 3-0)
Most Lopsided Loss:	4, 3x (12/15/15 most recent, 1-5 at DAL)	4, 1/31/09 (3-7)	4, 2x, (12/15/15 most recent, 1-5)
Last Tie:	None	None	None
Last OT Game:	1/18/18, 2-1 SOW at CBJ	1/18/18, 2-1 SOW	12/18/08, 5-6 SOL
OT Record (W-L-T):	7-6-0	5-4-0	2-2-0
Most Goals Scored:	6, 12/29/15 (6-3 W at CBJ)	6, 12/29/15 (6-3 W)	5, 2x (12/18/08 most recent, 5-6 SOL)
Most Goals Allowed:	7, 1/31/09 (3-7 L at CBJ)	7, 1/31/09 (3-7 L)	6, 2x (12/18/08 most recent, 5-6 SOL)
Most Goals, Both Teams:	11, 12/18/08 (5-6 SOL at DAL)	10, 1/31/09 (3-7 L)	11, 12/18/08 (5-6 SOL)
Longest Win Streak:	7, 12/29/15 - current	4, 12/29/15 - current	4, 12/29/11 - 1/6/15
Longest Pts. Streak:	7, 12/29/15 - current (7-0-0-0)	4, 2x, 12/29/15 - current, most recent (4-0-0-0)	4, 2x, 12/29/11 - 1/6/15, most recent (4-0-0-0)
Longest Pointless Streak:	9, 1/22/03 - 4/11/06	4, 3/11/03 - 12/21/05	5, 1/22/03 - 4/11/06
Longest Winless Streak:	10, 11/17/02 - 4/11/06 (0-9-0-1)	4, 2x, 10/17/07 - 2/16/09, most recent (0-1-0-3)	10, 11/1/00 - 4/11/06 (0-9-0-1)

ALL-TIME RESULTS

2000-01	(1-3-0-0)	2001-02	(0-4-0-0)	2002-03	(1-2-0-1)	2003-04	(0-4-0-0)	2005-06	(1-3-0)	2006-07	(3-1-0)
11/1	at DAL 4, CBJ 0	12/22	DAL 4, at CBJ 2	11/1	at CBJ 4, DAL 2	10/25	DAL 3, at CBJ 2	11/18	at DAL 6, CBJ 3	12/12	CBJ 3, at DAL 1
11/14	at CBJ 3, DAL 2	1/21	DAL 5, at CBJ 3	11/17	at DAL 3, CBJ 2 OT	12/27	DAL 4, at CBJ 3	12/21	DAL 5, at CBJ 3	3/2	CBJ 3, at DAL 2 SO
11/24	at DAL 3, CBJ 0	1/28	at DAL 4, CBJ 2	1/22	at DAL 4, CBJ 2	2/4	at DAL 1, CBJ 0	4/11	at DAL 3, CBJ 2	3/9	DAL 3, at CBJ 0
11/25	DAL 4, at CBJ 2	4/1	at DAL 3, CBJ 1	3/11	DAL 2, at CBJ 0	3/3	at DAL 4, CBJ 2	4/18	at CBJ 5, DAL 4 OT	4/5	at CBJ 2, DAL 1 OT
2007-08	(1-1-2)	2008-09	(1-1-2)	2009-10	(3-1-0)	2010-11	(2-2-0)	2011-12	(1-3-0)	2012-13	(2-0-1)
10/17	DAL 3, at CBJ 2 SO	10/10	CBJ 5, at DAL 4 OT	11/19	CBJ 4, at DAL 1	12/6	at CBJ 3, DAL 2 SO	10/15	at DAL 4, CBJ 2	1/28	at CBJ 2, DAL 1
12/3	DAL 2, at CBJ 1 SO	12/18	at DAL 6, CBJ 5 SO	12/23	at DAL 3, CBJ 1	12/18	DAL 2, at CBJ 1	10/18	DAL 3, at CBJ 2	2/26	DAL 5, at CBJ 4 OT
1/19	at DAL 3, CBJ 1	1/31	DAL 7, at CBJ 3	1/10	at CBJ 2, DAL 0	2/13	CBJ 2, at DAL 1	12/29	CBJ 4, at DAL 1	4/25	CBJ 3, at DAL 1
1/22	CBJ 4, at DAL 2	2/16	DAL 3, at CBJ 2 SO	2/4	at CBJ 2, DAL 1	4/5	at DAL 3, CBJ 0	2/9	DAL 4, at CBJ 2		
2013-14	(2-0-0)	2014-15	(1-1-0)	2015-16	(1-1-0)	2016-17	(2-0-0)	2017-18	(2-0-0)	2018-19	(2-0-0)
3/4	at CBJ 4, DAL 2	10/14	DAL 4, at CBJ 2	12/15	at DAL 5, CBJ 1	10/22	CBJ 3, at DAL 0	1/2	CBJ 2, at DAL 1	11/6	at CBJ 4, DAL 1
4/9	CBJ 3, at DAL 1	1/6	CBJ 4, at DAL 2	12/29	at CBJ 6, DAL 3	11/1	at CBJ 3, DAL 2 OT	1/18	at CBJ 2, DAL 1 SO	11/12	CBJ 2, at DAL 1

SHUTOUTS

CBJ	2	1/10/10, Garon 26 saves (2-0 at CBJ); 10/22/16, Bobrovsky 32 saves (3-0 at DAL)
DAL	6	11/1/00, Belfour 14 saves (0-4 at DAL); 11/24/00, Belfour 23 saves (0-3 at DAL); 3/11/03, Tugnutt 25 saves (0-2 at CBJ); 2/4/04, Turco 18 saves (0-1 at DAL); 3/9/07, Turco 30 saves (0-3 at CBJ); 4/5/11, Lehtonen 23 saves (0-3 at DAL)

HAT TRICKS

CBJ	0	None
DAL	3	3/3/04, Guerin against Denis (3) (2-4 L at DAL); 12/18/08, Eriksson against Leclaire (3) (5-6 SOL at DAL); 10/14/14, Seguin against Bobrovsky (2) and 1 EN (2-4 L at CBJ)

PENALTY SHOTS

CBJ	1	10/22/16, Atkinson unsuccessful against Lehtonen (3-0 W at DAL)
DAL	0	None



DETROIT RED WINGS



DETROIT RED WINGS

Little Caesars Arena / 2645 Woodward Ave. / Detroit, MI 48201

detroitredwings.com / p: 313.471.7000 / @DetroitRedWings



DYLAN LARKIN

DIRECTORY

First Season: 1926-27

Home Ice: Little Caesars Arena

Capacity: 19,515 (opened in 2017)

Playoff Appearances: 64 (most recent, 2015-16)

Stanley Cup Titles: 11 (most recent, 2008)

EVP and General Manager: Steve Yzerman

Head Coach: Jeff Blashill

Assistant Coaches:

Dan Bylsma, Doug Houda, Adam Nightingale

Public Relations Contact: Todd Beam

TV Play-by-Play: Ken Daniels

TV Color Analyst: Mickey Redmond

Radio Play-by-Play: Ken Kal

Radio Color Analyst: Paul Woods

2019-20 SCHEDULE

DATE	HOME/AWAY	START (ET)
Nov. 21, 2019	at CBJ	7:00 PM
Dec. 17, 2019	at DET	7:30 PM
Feb. 7, 2020	at CBJ	7:00 PM

2018-19 SEASON

Record: 32-40-10, 74 pts.

Home: 17-19-5, 39 pts.

Away: 15-21-5, 35 pts.

Playoffs: Did not qualify

LEADERS

Points: Dylan Larkin, 73

Goals: Dylan Larkin, 32

Assists: Dylan Larkin, 41

+/-: Tyler Bertuzzi, 11

Def. Points: Niklas Kronwall, 27

Goaltending: Jimmy Howard, 23-22-5, 3.07 GAA

2018-19 RESULTS (2-1-0)

DATE	RESULT	ATTN	W/L GOALTENDERS	GW GOAL
Oct. 4, 2018	CBJ 3, at DET 2 (OT)	19,515	Joonas Korpiasalo / Jimmy Howard	Artemi Panarin
Oct. 30, 2018	DET 5, at CBJ 3	14,288	Jimmy Howard / Sergei Bobrovsky	Tyler Bertuzzi
Nov. 26, 2018	CBJ 7, at DET 5	17,510	Sergei Bobrovsky / Jonathan Bernier	Pierre-Luc Dubois

GOALS BY PERIOD	1ST	2ND	3RD	OT	TOTAL	SHOTS BY PERIOD	1ST	2ND	3RD	OT	TOTAL
Columbus	4	3	5	1	13	Columbus	38	28	41	1	108
Detroit	3	5	4	0	12	Detroit	25	35	21	3	84

POWER PLAY	GOALS	ATTEMPTS	PCT	PENALTY KILLING	KILLS	ATTEMPTS	PCT
Columbus	2	15	13.3	Columbus	5	8	62.5
Detroit	3	8	37.5	Detroit	13	15	86.7

SKATERS

COLUMBUS	GP	G	A	P	+/-	PIM	PP	SH	GW	EN	S	%	DETROIT	GP	G	A	P	+/-	PIM	PP	SH	GW	EN	S	%
Pierre-Luc Dubois	3	3	2	5	2	2	0	0	1	0	8	37.5	Dylan Larkin	3	2	4	6	3	4	0	1	0	1	15	13.3
Artemi Panarin	3	2	3	5	2	2	1	0	1	0	10	20.0	Anthony Mantha	3	3	1	4	1	0	0	0	0	0	13	23.1
Josh Anderson	3	3	1	4	0	2	0	0	0	0	14	21.4	Dennis Cholowski	3	2	2	4	-3	4	1	0	0	0	3	66.7
Markus Nutivaara	3	2	1	3	2	0	0	0	0	0	5	40.0	Gustav Nyquist	3	1	3	4	0	0	0	0	0	0	7	14.3
Ryan Murray	3	0	3	3	5	0	0	0	0	0	3	0.0	Tyler Bertuzzi	3	2	0	2	-1	2	1	0	1	0	4	50.0

GOALTENDING

COLUMBUS	GP	MIN	GA	GAA	SO	W	L	OTL	SA	SV%	DETROIT	GP	MIN	GA	GAA	SO	W	L	OTL	SA	SV%
Sergei Bobrovsky	2	105	6	3.42	0	1	1	0	56	.893	Jimmy Howard	3	142	9	3.80	0	1	0	1	92	.902
Joonas Korpiasalo	2	75	5	3.99	0	1	0	0	27	.815	Jonathan Bernier	1	39	3	4.58	0	0	1	0	15	.800

SEASON	W-L-T-O	HOME	AWAY	GF-GA	SF-SA	PP	PK	PIM
2000-01	1-2-0-2	1-0-0-2	0-2-0-0	8-14	133-177	4-of-21	19-of-22	58-60
2001-02	1-2-0-2	0-0-0-2	1-2-0-0	9-15	135-157	1-of-19	13-of-17	48-67
2002-03	0-4-1-0	0-2-1-0	0-2-0-0	13-19	147-155	1-of-28	17-of-19	75-73
2003-04	2-4-0-0	1-2-0-0	1-2-0-0	13-17	163-193	2-of-25	17-of-19	54-74
2005-06	1-5-2	0-4-0	1-1-2	18-37	203-305	3-of-39	35-of-44	105-80
2006-07	3-5-0	2-2-0	1-3-0	14-28	219-260	6-of-51	36-of-40	86-108
2007-08	3-4-1	2-1-1	1-3-0	20-24	181-250	8-of-41	28-of-40	94-98
2008-09	3-3-0	2-1-0	1-2-0	17-18	138-208	2-of-22	20-of-26	71-65
2009-10	1-4-1	1-1-1	0-3-0	8-18	163-212	1-of-16	19-of-25	88-60
2010-11	2-3-1	1-2-0	1-1-1	13-16	187-197	3-of-28	20-of-22	51-59
2011-12	2-3-1	2-1-0	0-2-1	16-22	172-190	4-of-26	19-of-28	77-76
2012-13	4-0-1	2-0-1	2-0-0	15-9	130-159	5-of-24	24-of-25	83-81
2013-14	2-1-0	2-0-0	0-1-0	9-5	102-105	3-of-10	9-of-10	24-22
2014-15	2-1-0	0-1-0	2-0-0	3-6	83-112	1-of-9	9-of-12	34-29
2015-16	1-1-1	1-1-0	0-0-1	7-7	89-85	3-of-11	8-of-9	27-27
2016-17	3-0-0	1-0-0	2-0-0	9-4	91-95	0-of-4	6-of-9	32-22
2017-18	3-0-0	2-0-0	1-0-0	9-7	109-84	3-of-9	3-of-5	10-18
2018-19	2-1-0	0-1-0	2-0-0	13-12	108-84	2-of-15	5-of-8	16-30
TOTAL	36-43-1-12	20-19-1-7	16-24-0-5	214-278	2,553-3,028	52-of-398	307-380	1,033-1,049

5, 12/26/09 - 1/15/11 (0-4-0-1)

2000-01	(1-2-0-2)	2001-02	(1-2-0-2)	2002-03	(0-4-1-0)	2003-04	(2-4-0-0)	2005-06	(1-5-2)	2006-07	(3-5-0)
10/22	DET 2, at CBJ 1 OT	10/16	at DET 4, CBJ 0	12/14	at DET 6, CBJ 4	10/22	at DET 4, CBJ 1	10/22	DET 6, at CBJ 0	11/4	at DET 4, CBJ 1
10/28	at DET 4, CBJ 1	11/21	DET 1, at CBJ 0 OT	12/23	DET 1, at CBJ 0	11/19	at DET 5, CBJ 1	10/24	DET 6, at CBJ 2	12/18	at CBJ 4, DET 3
1/31	DET 3, at CBJ 2 OT	12/27	at DET 5, CBJ 1	12/26	at DET 4, CBJ 2	11/20	at CBJ 3, DET 0	12/20	at DET 4, CBJ 3 SO	12/20	at DET 5, CBJ 0
2/16	at DET 4, CBJ 2	2/8	CBJ 3, at DET 2	3/3	DET 3, at CBJ 2	3/11	DET 4, at CBJ 2	12/31	at DET 5, CBJ 2	12/28	DET 7, at CBJ 4
4/3	at CBJ 2, DET 1	3/21	DET 3, at CBJ 2 OT	4/4	at CBJ 5, DET 5 OT	3/31	DET 3, at CBJ 2	1/18	DET 4, at CBJ 0	1/19	at CBJ 3, DET 1
						4/3	CBJ 4, at DET 1	3/25	CBJ 5, at DET 4 SO	3/22	CBJ 2, at DET 1 SO
								4/7	at DET 6, CBJ 5 SO	4/1	DET 4, at CBJ 1
								4/8	DET 4, at CBJ 2	4/3	at DET 3, CBJ 0
2007-08	(3-4-1)	2008-09	(3-3-0)	2009-10	(1-4-1)	2010-11	(2-3-1)	2011-12	(2-3-1)	2012-13	(4-0-1)
11/9	at DET 4, CBJ 1	11/28	at DET 5, CBJ 3	11/11	DET 9, at CBJ 1	11/26	DET 2, at CBJ 1	10/21	at DET 5, CBJ 2	1/21	DET 4, at CBJ 3 SO
11/18	DET 5, at CBJ 4 SO	1/6	at DET 3, CBJ 0	12/26	at DET 2, CBJ 1	11/28	at DET 4, CBJ 2	10/25	at CBJ 4, DET 1	2/2	at CBJ 4, DET 2
11/24	at CBJ 3, DET 2 SO	1/27	at CBJ 3, DET 2 OT	12/28	at CBJ 1, DET 0 OT	1/14	at CBJ 3, DET 2 SO	1/21	at DET 3, CBJ 2 SO	2/21	CBJ 3, at DET 2
2/15	CBJ 5, at DET 1	2/13	at CBJ 3, DET 2	4/1	at DET 3, CBJ 2	1/15	at DET 6, CBJ 5 OT	2/28	DET 5, at CBJ 2	3/9	at CBJ 3, DET 0
3/16	at CBJ 4, DET 3	3/7	CBJ 8, at DET 2	4/7	at DET 4, CBJ 3	2/4	CBJ 3, at DET 0	3/26	at DET 7, CBJ 2	3/10	CBJ 3, at DET 2 SO
3/19	at DET 3, CBJ 1	3/15	DET 4, at CBJ 0	4/9	DET 1, at CBJ 0 SO	3/17	DET 2, at CBJ 0	3/28	at CBJ 4, DET 2		
3/22	DET 4, at CBJ 1										
4/3	at DET 3, CBJ 2										
2013-14	(2-1-0)	2014-15	(2-1-0)	2015-16	(1-1-1)	2016-17	(3-0-0)	2017-18	(3-0-0)	2018-19	(2-1-0)
10/15	at DET 2, CBJ 1	11/18	DET 5, at CBJ 0	2/23	at DET 2, CBJ 1 SO	12/9	CBJ 4, at DET 1	11/11	CBJ 2, at DET 1 SO	10/4	CBJ 3, at DET 2 OT
3/11	at CBJ 4, DET 1	12/16	CBJ 1, at DET 0 SO	3/8	at CBJ 5, DET 3	2/7	CBJ 3, at DET 2 OT	3/9	at CBJ 3, DET 2	10/30	DET 5, at CBJ 3
3/25	at CBJ 4, DET 2	3/12	CBJ 3, at DET 1	3/17	DET 3, at CBJ 1	2/11	at CBJ 2, DET 1	4/3	at CBJ 5, DET 4 OT	11/26	CBJ 7, at DET 5



EDMONTON OILERS

Rogers Place / 10220 104 Ave. NW / Edmonton, AB T5J 4A8
edmontonoilers.com / p: 780.414.4000 / @EdmontonOilers



CONNOR MCDAVID

DIRECTORY

First Season: 1979-80
Home Ice: Rogers Place
Capacity: 18,641 (opened in 2016)
Playoff Appearances: 21 (most recent, 2016-17)
Stanley Cup Titles: 5 (most recent, 1990)
President and General Manager: Ken Holland
Head Coach: Dave Tippett
Associate Coach: Jim Playfair
Assistant Coaches:
 Glen Gulutzan, Brian Wiseman
Public Relations Contact: Tim Shipton

TV Play-by-Play: Kevin Quinn
TV Color Analyst: Drew Remenda
Radio Play-by-Play: Jack Michaels
Radio Color Analyst: Bob Stauffer

2019-20 SCHEDULE

DATE	HOME/AWAY	START (ET)
Oct. 30, 2019	at CBJ	7:30 PM
Mar. 7, 2020	at EDM	10:00 PM

2018-19 SEASON

Record: 35-38-9, 79 pts.
Home: 18-19-4, 40 pts.
Away: 17-19-5, 39 pts.
Playoffs: Did not qualify

LEADERS

Points: Connor McDavid, 116
Goals: Leon Draisaitl, 50
Assists: Connor McDavid, 75
+/-: Matt Benning, 11
Def. Points: Darnell Nurse, 41
Goaltending: Mikko Koskinen, 25-21-6, 2.93 GAA

2018-19 RESULTS (0-2-0)

DATE	RESULT	ATTN	W/L GOALTENDERS	GW GOAL
Mar. 2, 2019	EDM 4, at CBJ 0	18,628	Mikko Koskinen / Sergei Bobrovsky	Zack Kassian
Mar. 21, 2019	at EDM 4, CBJ 1	18,347	Mikko Koskinen / Joonas Korpiasalo	Zack Kassian

GOALS BY PERIOD	1ST	2ND	3RD	OT	TOTAL
Columbus	0	1	0	-	1
Edmonton	1	4	3	-	8

SHOTS BY PERIOD	1ST	2ND	3RD	OT	TOTAL
Columbus	15	19	16	-	50
Edmonton	11	18	17	-	46

POWER PLAY	GOALS	ATTEMPTS	PCT
Columbus	0	1	0.0
Edmonton	1	2	50.0

PENALTY KILLING	KILLS	ATTEMPTS	PCT
Columbus	1	2	50.0
Edmonton	1	1	100.0

SKATERS

COLUMBUS	GP	G	A	P	+/-	PIM	PP	SH	GW	EN	S	%
David Savard	2	1	0	1	1	0	0	0	0	0	3	33.3
Ryan Dzingel	2	0	1	1	0	0	0	0	0	0	2	0.0
Markus Nutivaara	2	0	1	1	-1	0	0	0	0	0	3	0.0
Josh Anderson	2	0	0	0	-1	0	0	0	0	0	7	0.0
Cam Atkinson	2	0	0	0	-1	0	0	0	0	0	1	0.0

EDMONTON	GP	G	A	P	+/-	PIM	PP	SH	GW	EN	S	%
Leon Draisaitl	2	1	5	6	5	0	0	0	0	0	6	16.7
Connor McDavid	2	1	4	5	5	0	0	0	0	0	2	50.0
Zack Kassian	2	2	0	2	2	0	0	0	2	0	7	28.6
Josh Currie	2	1	1	2	2	0	0	0	0	0	2	50.0
Kris Russell	2	0	2	2	5	0	0	0	0	0	1	0.0

GOALTENDING

COLUMBUS	GP	MIN	GA	GAA	SO	W	L	OTL	SA	SV%
Joonas Korpiasalo	2	80	4	3.00	0	0	1	0	27	.852
Sergei Bobrovsky	1	40	4	6.00	0	0	1	0	19	.789

EDMONTON	GP	MIN	GA	GAA	SO	W	L	OTL	SA	SV%
Mikko Koskinen	2	120	1	0.50	1	2	0	0	50	.980



COLUMBUS VS. EDMONTON ALL-TIME

SEASON	W-L-T/O	HOME	AWAY	GF-GA	SF-SA	PP	PK	PIM
2000-01	1-3-0-0	1-1-0-0	0-2-0-0	11-14	92-114	2-of-13	12-of-18	50-40
2001-02	1-3-0-0	0-2-0-0	1-1-0-0	5-12	98-113	2-of-18	13-of-14	68-97
2002-03	0-3-1-0	0-1-1-0	0-2-0-0	9-18	85-122	1-of-15	7-of-11	36-44
2003-04	0-1-2-1	0-0-2-0	0-1-0-1	12-14	117-132	5-of-20	15-of-16	38-48
2005-06	2-2-0	1-1-0	1-1-0	7-12	104-111	1-of-19	15-of-19	54-54
2006-07	1-3-0	0-2-0	1-1-0	7-13	100-115	3-of-15	15-of-19	91-84
2007-08	1-1-2	1-0-1	0-1-1	9-10	139-94	2-of-18	13-of-15	39-80
2008-09	2-2-0	1-1-0	1-1-0	11-15	132-86	2-of-19	8-of-12	35-49
2009-10	3-1-0	2-0-0	1-1-0	15-13	122-115	4-of-13	15-of-20	61-47
2010-11	2-2-0	2-0-0	0-2-0	11-15	143-127	1-of-18	16-of-19	59-59
2011-12	1-3-0	1-1-0	0-2-0	10-17	118-122	4-of-17	10-of-13	35-43
2012-13	1-2-0	1-1-0	0-1-0	8-12	108-68	1-of-13	9-of-9	48-18
2013-14	1-1-0	1-0-0	0-1-0	4-9	42-59	2-of-6	7-of-11	29-19
2014-15	2-0-0	1-0-0	1-0-0	7-7	51-82	1-of-5	7-of-11	29-17
2015-16	1-1-0	1-0-0	1-0-0	7-8	64-71	1-of-8	3-for-6	22-30
2016-17	2-0-0	1-0-0	1-0-0	6-2	66-56	4-of-9	7-of-7	19-23
2017-18	1-1-0	0-1-0	1-0-0	9-10	56-63	0-of-5	4-of-7	24-20
2018-19	0-2-0	0-1-0	0-1-0	1-8	50-46	0-of-1	1-of-2	4-2
TOTAL	22-31-3-3	14-12-3-1	8-19-0-2	149-209	1,687-1,696	36-of-232	177-229	741-773

Current Streak:

Last 10 Games:

Last Win:

Last Regulation Loss:

Most Lopsided Win:

Most Lopsided Loss:

Last Tie:

Last OT Game:

OT Record (W-L-T):

Most Goals Scored:

Most Goals Allowed:

Most Goals, Both Teams:

Longest Win Streak:

Longest Pts. Streak:

Longest Pointless Streak:

Longest Winless Streak:

OVERALL

0-2-0 since 3/2/19

6-4-0

3/27/18, 7-3 at EDM

3/21/19, 1-4 at EDM

4, 2x (3/27/18 most recent, 7-3 at EDM)

7, 11/19/13 (0-7 at EDM)

1/18/04, 4-4 at CBJ

3/18/15, 4-3 SOW at EDM

7-3-3

7, (3/27/18, 7-3 at EDM)

8, 1/13/03 (5-8 L at EDM)

13, 1/13/03 (5-8 L at EDM)

4, 11/16/09 - 10/28/10

4, 2x, 11/16/09 - 10/28/10 (4-0-0-0)

4, 11/9/01 - 1/13/03

12, 11/9/01 - 11/11/05 (0-8-3-1)

AT CBJ

0-2-0 since 12/12/17

6-4-0

1/3/17, 3-1

3/2/19, 0-4

3, 2x (3/4/16, most recent, 6-3)

5, 2x (12/12/17 most recent, 2-7)

1/18/04, 4-4

3/13/15, 5-4 SOW

5-1-3

6, 3/4/16 (6-3)

7, 2x (12/12/17 most recent, 2-7 L)

9, 6x (12/12/17 most recent, 2-7 L)

5, 2x, 3/5/13 - 1/3/17, most recent

5, 2x, 3/5/13 - 1/3/17, most recent (5-0-0-0)

3, 10/25/01 - 11/27/02

7, 10/25/01 - 11/11/05 (0-4-3-0)

AT EDM

0-1-0 since 3/21/19

3-7-0

3/27/18, 7-3

3/21/19, 1-4

4, 2x (3/27/18 most recent, 7-3)

7, 11/19/13 (0-7)

None

3/18/15, 4-3 SOW

2-2-0

7, 3/27/18 (7-3 W)

8, 1/13/03 (5-8 L)

13, 1/13/03 (5-8 L)

2, 2x, 12/13/16 - 3/27/17, most recent

2, 2x, 12/13/16 - 3/27/18, most recent (2-0-0-0)

6, 12/16/10 - 11/19/13

6, 2x, 12/16/10 - 11/19/13, most recent (0-6-0-0)

ALL-TIME RESULTS

2000-01	(1-3-0-0)	2001-02	(1-3-0-0)	2002-03	(0-3-1-0)	2003-04	(0-1-2-1)	2005-06	(2-2-0)	2006-07	(1-3-0)
11/5	EDM 4, at CBJ 2	10/25	EDM 5, at CBJ 2	11/27	EDM 3, at CBJ 1	10/30	at EDM 4, CBJ 3 OT	11/1	at EDM 5, CBJ 1	11/10	EDM 4, at CBJ 1
1/3	at CBJ 5, EDM 2	11/2	CBJ 2, at EDM 1	1/13	at EDM 8, CBJ 5	11/25	at CBJ 3, EDM 3 OT	11/11	EDM 3, at CBJ 1	12/2	CBJ 4, at EDM 0
1/7	at EDM 4, CBJ 2	11/9	EDM 3, at CBJ 0	3/1	at CBJ 3, EDM 3 OT	1/18	at CBJ 4, EDM 4 OT	2/2	CBJ 2, at EDM 1 SO	1/31	at EDM 5, CBJ 2
3/26	at EDM 4, CBJ 2	3/26	at EDM 3, CBJ 1	3/28	at EDM 4, CBJ 0	3/16	at EDM 3, CBJ 2	3/11	at CBJ 4, EDM 3 OT	2/22	EDM 4, at CBJ 0
2007-08	(1-1-2)	2008-09	(2-2-0)	2009-10	(3-1-0)	2010-11	(2-2-0)	2011-12	(1-3-0)	2012-13	(1-2-0)
11/26	at EDM 3, CBJ 1	11/5	at CBJ 5, EDM 4	10/22	at EDM 6, CBJ 4	10/28	at CBJ 3, EDM 2 SO	12/2	at EDM 6, CBJ 3	2/10	EDM 3, at CBJ 1
12/31	at CBJ 4, EDM 2	11/18	EDM 7, at CBJ 2	11/16	at CBJ 3, EDM 2 SO	12/16	at EDM 6, CBJ 3	1/17	at CBJ 4, EDM 2	3/5	at CBJ 4, EDM 3 SO
3/2	at EDM 4, CBJ 3 SO	1/20	at EDM 4, CBJ 3	1/7	CBJ 4, at EDM 2	2/5	at CBJ 4, EDM 3	3/14	at EDM 3, CBJ 0	3/28	at EDM 6, CBJ 4
3/7	EDM 2, at CBJ 1 OT	2/26	CBJ 1, at EDM 0	3/15	at CBJ 5, EDM 3	3/3	at EDM 4, CBJ 2	3/25	EDM 6, at CBJ 3		
2013-14	(1-1-0)	2014-15	(2-0-0)	2015-16	(1-1-0)	2016-17	(2-0-0)	2017-18	(1-1-0)	2018-19	(0-2-0)
11/19	at EDM 7, CBJ 0	3/13	at CBJ 5, EDM 4 SO	2/2	at EDM 5, CBJ 1	12/13	CBJ 3, at EDM 1	12/12	EDM 7, at CBJ 2	3/2	EDM 4, at CBJ 0
11/29	at CBJ 4, EDM 2	3/18	CBJ 4, at EDM 3 SO	3/4	at CBJ 6, EDM 3	1/3	at CBJ 3, EDM 1	3/27	CBJ 7, at EDM 3	3/21	at EDM 4, CBJ 1

SHUTOUTS

CBJ	2	12/2/06, Norrena 21 saves (4-0 at EDM); 2/26/09, Mason 19 saves (1-0 at EDM)
EDM	6	11/9/01, Salo 23 saves (0-3 at CBJ); 3/28/03, Markkanen 26 saves (0-4 at EDM); 2/22/07, Roloson 28 saves (0-4 at CBJ); 3/14/12, Dubnyk 22 saves (0-3 at EDM); 11/19/13, Dubnyk 14 saves (0-7 at EDM); 3/2/19, Koskinen 30 saves (0-4 at CBJ)

HAT TRICKS

CBJ	3	12/31/07, Nash against Roloson (2) and 1 EN (4-2 W at CBJ); 12/16/10, Huselius against Khabibulin (3) (3-6 L at EDM); 3/27/18, Vanek against Talbot (2) and Brossoit (1) (7-3 W at EDM)
EDM	1	12/2/11, Jones against Sanford (3) (3-6 L at EDM)

PENALTY SHOTS

CBJ	3	11/26/07, Nash unsuccessful against Roloson (1-3 L at EDM); 3/3/11, Umberger unsuccessful against Dubnyk (2-4 L at EDM); 3/25/12, Nash goal against Dubnyk (3-6 L at CBJ)
EDM	0	None



FLORIDA PANTHERS



FLORIDA PANTHERS

BB&T Center / 1 Panther Pkwy. / Sunrise, FL 33323

floridapanthers.com / p: 954.835.7000 / @FlaPanthers



ALEKSANDER BARKOV

DIRECTORY

First Season: 1993-94

Home Ice: BB&T Center

Capacity: 19,250 (opened in 1998)

Playoff Appearances: 5 (most recent, 2015-16)

Stanley Cup Titles: None

President and General Manager: Dale Tallon

Head Coach: Joel Quenneville

Assistant Coaches: Andrew Brunette,

Mike Kitchen, Derek MacKenzie

Public Relations Contact: Adelyn Biedenbach

TV Play-by-Play: Steve Goldstein

TV Color Analyst: Randy Moller

Radio Play-by-Play: Doug Plagens

Radio Analyst: Bill Lindsay

2019-20 SCHEDULE

DATE	HOME/AWAY	START (ET)
Dec. 7, 2019	at FLA	7:00 PM
Dec. 31, 2019	at CBJ	7:00 PM
Feb. 4, 2020	at CBJ	7:00 PM

2018-19 SEASON

Record: 36-32-14, 86 pts.

Home: 20-13-8, 48 pts.

Away: 16-19-6, 38 pts.

Playoffs: Did not qualify

LEADERS

Points: Aleksander Barkov, 96

Goals: Mike Hoffman, 36

Assists: Jonathan Huberdeau, 62

+/-: Aaron Ekblad, 1

Def. Points: Keith Yandle, 62

Goaltending: Roberto Luongo, 18-16-5, 3.12 GAA

2018-19 RESULTS (3-0-0)

DATE	RESULT	ATTN	W/L GOALTENDERS	GW GOAL
Oct. 11, 2018	CBJ 5, at FLA 4	14,394	Joonas Korpisalo / James Reimer	Cam Atkinson
Nov. 15, 2018	at CBJ 7, FLA 3	14,872	Joonas Korpisalo / Roberto Luongo	Markus Hannikainen
Jan. 5, 2019	CBJ 4, at FLA 3 (OT)	15,213	Sergei Bobrovsky / James Reimer	Seth Jones

GOALS BY PERIOD	1ST	2ND	3RD	OT	TOTAL	SHOTS BY PERIOD	1ST	2ND	3RD	OT	TOTAL
Columbus	3	5	7	1	16	Columbus	38	33	32	1	104
Florida	5	4	1	0	10	Florida	34	43	37	0	114

POWER PLAY	GOALS	ATTEMPTS	PCT	PENALTY KILLING	KILLS	ATTEMPTS	PCT
Columbus	2	6	33.3	Columbus	5	7	71.4
Florida	2	7	28.6	Florida	4	6	66.7

SKATERS

COLUMBUS	GP	G	A	P	+/-	PIM	PP	SH	GW	EN	S	%	FLORIDA	GP	G	A	P	+/-	PIM	PP	SH	GW	EN	S	%
Artemi Panarin	2	1	4	5	1	0	0	0	0	0	8	12.5	Keith Yandle	3	1	3	4	-4	0	1	0	0	0	10	10.0
Anthony Duclair	3	3	1	4	3	0	1	0	0	0	7	42.9	Aleksander Barkov	3	1	2	3	-2	0	0	0	0	0	5	20.0
Cam Atkinson	3	2	2	4	-2	2	0	1	1	0	13	15.4	Evgenii Dadonov	3	1	2	3	0	0	0	0	0	0	7	14.3
Boone Jenner	3	2	2	4	3	2	0	0	0	1	9	22.2	Aaron Ekblad	3	2	0	2	1	0	1	0	0	0	5	40.0
Pierre-Luc Dubois	3	1	3	4	1	2	0	0	0	0	12	8.3	Nick Bjugstad	2	2	0	2	3	0	0	0	0	0	7	28.6

GOALTENDING

COLUMBUS	GP	MIN	GA	GAA	SO	W	L	OTL	SA	SV%	FLORIDA	GP	MIN	GA	GAA	SO	W	L	OTL	SA	SV%
Sergei Bobrovsky	1	60	3	2.99	0	1	0	0	30	.900	James Reimer	2	119	9	4.55	0	0	1	1	67	.866
Joonas Korpisalo	2	120	7	3.50	0	2	0	0	84	.917	Roberto Luongo	1	59	6	6.05	0	0	1	0	36	.833



COLUMBUS VS. FLORIDA ALL-TIME

SEASON	W-L-T/O	HOME	AWAY	GF-GA	SF-SA	PP	PK	PIM
2000-01	1-1-0-0	0-1-0-0	1-0-0-0	7-9	64-50	1-of-13	8-of-8	32-42
2001-02	0-1-0-0	0-0-0-0	0-1-0-0	0-2	23-29	0-of-4	2-of-2	9-13
2002-03	1-0-0-0	1-0-0-0	0-0-0-0	4-1	22-27	2-of-4	6-of-6	19-26
2003-04	0-1-0-0	0-0-0-0	0-1-0-0	0-1	42-34	0-of-4	3-of-3	11-13
2005-06	1-0-0	0-0-0	1-0-0	5-4	23-52	1-of-8	6-of-7	14-16
2006-07	DID NOT PLAY							
2007-08	0-1-0	0-1-0	0-0-0	2-5	36-29	1-of-6	3-of-6	17-17
2008-09	1-0-0	0-0-0	1-0-0	3-1	37-23	0-of-1	3-of-3	6-2
2009-10	1-0-0	1-0-0	0-0-0	3-0	32-32	0-of-2	3-of-3	6-14
2010-11	2-0-0	1-0-0	1-0-0	5-4	70-62	1-of-6	6-of-7	19-17
2011-12	1-0-0	1-0-0	0-0-0	4-1	29-31	1-of-5	3-of-3	8-12
2012-13	DID NOT PLAY							
2013-14	3-0-0	2-0-0	1-0-0	13-6	105-91	5-of-10	11-of-11	29-40
2014-15	2-1-0	1-0-0	1-1-0	7-7	76-111	0-of-5	9-of-11	31-29
2015-16	1-1-1	1-0-1	0-1-0	6-7	65-95	2-of-12	13-of-14	36-28
2016-17	1-1-1	1-0-0	0-1-1	6-6	104-89	1-of-8	7-of-7	18-20
2017-18	3-0-0	2-0-0	1-0-0	13-5	121-111	5-of-11	7-of-8	24-30
2018-19	3-0-0	1-0-0	2-0-0	16-10	104-114	2-of-6	5-of-7	16-14
TOTAL	21-7-0-2	12-2-0-1	9-5-0-1	94-69	953-980	22-of-105	95-of-106	295-333

	OVERALL	AT CBJ	AT FLA
Current Streak:	7-0-0 since 3/16/17	11-0-1 since 12/9/09	3-0-0 since 11/2/17
Last 10 Games:	8-1-1	9-0-1	6-3-1
Last Win:	1/5/19, 4-3 OT at FLA	11/15/18, 7-3	1/5/19, 4-3 OT
Last Regulation Loss:	1/14/17, 3-4 at FLA	11/21/07, 2-5	1/14/17, 3-4
Most Lopsided Win:	4, 3x (11/15/18 most recent, 7-3 at CBJ)	4, 2x (11/15/18 most recent, 7-3)	4, 11/2/17 (7-3)
Most Lopsided Loss:	3, 2x (11/21/07 most recent, 2-5 at CBJ)	3, 2x (11/21/07 most recent, 2-5)	2, 12/5/01 (0-2)
Last Tie:	None	None	None
Last OT Game:	1/5/19, 4-3 OTW at FLA	1/7/18, 3-2 SOW	1/5/19, 4-3 OTW
OT Record (W-L-T):	8-2-0	3-1-0	5-1-0
Most Goals Scored:	7, 3x (11/15/18 most recent, 7-3 W at CBJ)	7, 11/15/18 (7-3 W)	7, 2x (11/2/17 most recent, 7-3 W)
Most Goals Allowed:	6, 3/9/01 (7-6 OTW at FLA)	5, 11/21/07 (2-5 L)	6, 3/9/01 (7-6 OTW)
Most Goals, Both Teams:	13, 3/9/01 (7-6 OTW at FLA)	10, 11/15/18 (7-3 W)	13, 3/9/01 (7-6 OTW)
Longest Win Streak:	10, 3/21/09 - 12/4/14	6, 12/9/09 - 12/1/14	5, 1/14/06 - 12/4/14
Longest Pts. Streak:	10, 3/21/09 - 12/4/14 (10-0-0-0)	12, 12/9/09 - current (11-0-0-1)	5, 1/14/06 - 12/4/14 (5-0-0-0)
Longest Pointless Streak:	1, 7x, 1/14/17, most recent	1, 2x, 11/21/07, most recent	2, 2x, 1/29/15 - 12/27/15, most recent
Longest Winless Streak:	3, 1/29/15 - 12/27/15 (0-2-0-1)	1, 3x, 12/4/15, most recent (0-0-0-1)	4, 1/29/15 - 1/14/17, most recent (0-3-0-1)

ALL-TIME RESULTS

2000-01	(1-1-0-0)	2001-02	(0-1-0-0)	2002-03	(1-0-0-0)	2003-04	(0-1-0-0)	2005-06	(1-0-0)	2006-07	(0-0-0)
11/17	FLA 3, at CBJ 0	12/5	at FLA 2, CBJ 0	10/19	at CBJ 4, FLA 1	1/3	at FLA 1, CBJ 0	1/14	CBJ 5, at FLA 4 OT	DID NOT PLAY	
3/9	CBJ 7, at FLA 6 OT										
2007-08	(0-1-0)	2008-09	(1-0-0)	2009-10	(1-0-0)	2010-11	(2-0-0)	2011-12	(1-0-0)	2012-13	(0-0-0)
11/21	FLA 5, at CBJ 2	3/21	CBJ 3, at FLA 1	12/9	at CBJ 3, FLA 0	1/19	CBJ 3, at FLA 2 OT	3/30	at CBJ 4, FLA 1	DID NOT PLAY	
						3/29	at CBJ 3, FLA 2 SO				
2013-14	(3-0-0)	2014-15	(2-1-0)	2015-16	(1-1-1)	2016-17	(1-1-1)	2017-18	(3-0-0)	2018-19	(3-0-0)
2/1	at CBJ 4, FLA 1	12/1	at CBJ 2, FLA 1	12/4	FLA 2, at CBJ 1 SO	11/26	at FLA 2, CBJ 1 SO	11/2	CBJ 7, at FLA 3	10/11	CBJ 5, at FLA 4
3/1	at CBJ 6, FLA 3	12/4	CBJ 4, at FLA 3 SO	12/27	at FLA 3, CBJ 2	1/14	at FLA 4, CBJ 3	1/7	at CBJ 3, FLA 2 SO	11/15	at CBJ 7, FLA 3
4/12	CBJ 3, at FLA 2	1/29	at FLA 3, CBJ 2	2/27	at CBJ 4, FLA 3 SO	3/16	at CBJ 2, FLA 1	3/22	at CBJ 4, FLA 0	1/5	CBJ 4, at FLA 3 OT

SHUTOUTS

CBJ	2	12/9/09, Mason 32 saves (3-0 at CBJ); 3/22/18, Bobrovsky 33 saves (4-0 at CBJ)
FLA	3	11/17/00, Kidd 30 saves (0-3 at CBJ); 12/5/01, Luongo 23 saves (0-2 at FLA); 1/3/04, Luongo 42 saves (0-1 at FLA)

HAT TRICKS

CBJ	1	3/9/01, Quint against Kidd (3) (7-6 OTW at FLA)
FLA	0	None

PENALTY SHOTS

CBJ	0	None
FLA	0	None



LOS ANGELES KINGS

STAPLES Center / 1111 S. Figueroa St. / Los Angeles, CA 90015

losangeleskings.com / p: 213.742.7100 / @LAKings



ANZE KOPITAR

DIRECTORY

First Season: 1967-68
Home Ice: STAPLES Center
Capacity: 18,230 (opened in 1999)
Playoff Appearances: 30 (most recent, 2017-18)
Stanley Cup Titles: 2, 2012 & 2014
President: Luc Robitaille
VP and General Manager: Rob Blake
Head Coach: Todd McLellan
Assistant Coaches: Marco Sturm, Trent Yawney
Public Relations Contact: Michael Altieri

TV Play-by-Play: Alex Faust
TV Color Analyst: Jim Fox
Radio Play-by-Play: Nick Nickson
Radio Color Analyst: Daryl Evans

2019-20 SCHEDULE

DATE	HOME/AWAY	START (ET)
Dec. 19, 2019	at CBJ	7:00 PM
Jan. 6, 2020	at LAK	10:30 PM

2018-19 SEASON

Record: 31-42-9, 71 pts.
Home: 17-21-3, 37 pts.
Away: 14-21-6, 34 pts.
Playoffs: Did not qualify

LEADERS

Points: Anze Kopitar, 60
Goals: Anze Kopitar, Dustin Brown, 22
Assists: Anze Kopitar, 38
+/-: Kyle Clifford, 4
Def. Points: Drew Doughty, 45
Goaltending: Jack Campbell, 10-14-1, 2.30 GAA

2018-19 RESULTS (1-1-0)

DATE	RESULT	ATTN	W/L GOALTENDERS	GW GOAL
Nov. 3, 2018	at LAK 4, CBJ 1	18,230	Jack Campbell / Sergei Bobrovsky	Jeff Carter
Dec. 13, 2018	at CBJ 4, LAK 1	15,087	Sergei Bobrovsky / Jonathan Quick	Artemi Panarin

GOALS BY PERIOD	1ST	2ND	3RD	OT	TOTAL	SHOTS BY PERIOD	1ST	2ND	3RD	OT	TOTAL
Columbus	2	2	1	-	5	Columbus	15	28	25	-	68
Los Angeles	2	1	2	-	5	Los Angeles	16	24	24	-	59

POWER PLAY	GOALS	ATTEMPTS	PCT	PENALTY KILLING	KILLS	ATTEMPTS	PCT
Columbus	1	8	12.5	Columbus	6	7	85.7
Los Angeles	1	7	14.3	Los Angeles	7	8	87.5

SKATERS

COLUMBUS	GP	G	A	P	+/-	PIM	PP	SH	GW	EN	S	%	LOS ANGELES	GP	G	A	P	+/-	PIM	PP	SH	GW	EN	S	%
Artemi Panarin	2	2	0	2	-2	0	1	0	1	0	8	25.0	Dustin Brown	2	2	2	4	4	0	0	1	0	0	6	33.3
Josh Anderson	2	1	1	2	2	2	0	0	0	0	2	50.0	Jeff Carter	2	1	1	2	-1	2	1	0	1	0	4	25.0
Cam Atkinson	2	0	2	2	0	0	0	0	0	0	8	0.0	Alex Iafallo	2	1	1	2	2	0	0	0	0	0	5	20.0
Zach Werenski	2	1	0	1	-2	0	0	0	0	0	4	25.0	Drew Doughty	2	0	2	2	0	2	0	0	0	0	3	0.0
Lukas Sedlak	1	1	0	1	1	0	0	0	0	0	1	100.0	Anze Kopitar	2	1	0	1	3	2	0	1	0	0	8	12.5

GOALTENDING

COLUMBUS	GP	MIN	GA	GAA	SO	W	L	OTL	SA	SV%	LOS ANGELES	GP	MIN	GA	GAA	SO	W	L	OTL	SA	SV%
Sergei Bobrovsky	2	120	5	2.51	0	1	1	0	59	.915	Jack Campbell	1	60	1	1.01	0	1	0	0	27	.963
											Jonathan Quick	1	60	4	4.00	0	0	1	0	41	.902



COLUMBUS VS. LOS ANGELES ALL-TIME

SEASON	W-L-T/O	HOME	AWAY	GF-GA	SF-SA	PP	PK	PIM
2000-01	1-3-0-0	1-1-0-0	0-2-0-0	6-14	103-148	2-of-18	15-of-18	52-52
2001-02	1-3-0-0	0-2-0-0	1-1-0-0	6-15	85-119	0-of-16	10-of-18	69-78
2002-03	4-0-0-0	2-0-0-0	2-0-0-0	14-5	110-123	5-of-25	20-of-21	58-76
2003-04	2-1-1-0	2-0-0-0	0-1-1-0	11-10	119-130	3-of-19	7-of-10	32-52
2005-06	1-3-0	1-1-0	0-2-0	12-18	111-121	2-of-22	22-of-27	75-78
2006-07	2-2-0	2-0-0	0-2-0	8-10	104-119	1-of-20	29-of-33	107-61
2007-08	3-0-1	1-0-1	2-0-0	12-7	132-135	2-of-14	18-of-21	42-28
2008-09	2-2-0	1-1-0	1-1-0	7-10	97-110	2-of-13	11-of-12	34-36
2009-10	1-3-0	1-1-0	0-2-0	7-17	92-106	3-of-17	12-of-18	71-38
2010-11	1-2-1	0-1-1	1-1-0	14-16	118-123	0-of-12	11-of-15	42-40
2011-12	2-2-0	1-1-0	1-1-0	7-6	101-135	0-of-17	12-of-14	39-45
2012-13	0-3-0	0-1-0	0-2-0	4-8	54-76	0-of-9	7-of-10	57-46
2013-14	1-0-1	1-0-0	0-0-1	6-5	59-49	2-of-8	9-of-9	18-18
2014-15	0-2-0	0-1-0	0-1-0	5-9	50-71	1-of-4	4-of-5	20-28
2015-16	1-0-1	0-0-1	1-0-0	5-5	48-74	2-of-6	6-of-7	30-28
2016-17	1-0-1	1-0-0	0-0-1	4-5	48-76	1-of-3	2-of-3	11-11
2017-18	0-2-0	0-1-0	0-1-0	6-11	68-66	1-of-6	3-of-4	8-12
2018-19	1-1-0	1-0-0	0-1-0	5-5	68-59	1-of-8	6-of-7	19-21
TOTAL	24-29-1-5	15-11-0-3	9-18-1-2	139-176	1,567-1,840	28-of-237	204-of-252	784-748

Current Streak:

Last 10 Games:

Last Win:

Last Regulation Loss:

Most Lopsided Win:

Most Lopsided Loss:

Last Tie:

Last OT Game:

OT Record (W-L-T):

Most Goals Scored:

Most Goals Allowed:

Most Goals, Both Teams:

Longest Win Streak:

Longest Pts. Streak:

Longest Pointless Streak:

Longest Winless Streak:

OVERALL

1-0-0 since 12/13/18

3-5-2

12/13/18, 4-1 at CBJ

11/3/18, 1-4 at LAK

4, 10/27/02 (5-1 at CBJ)

6, 4x (3/8/10 most recent, 0-6 at LAK)

1/10/04, 2-2 at LAK

12/20/16, 3-2 SOW at CBJ

5-5-1

7, 2/8/06 (7-4 W at CBJ)

8, 11/13/05 (2-8 L at CBJ)

11, 2/8/06 (7-4 W at CBJ)

5, 3/2/02 - 3/25/03

8, 3/2/02 - 2/11/04 (7-0-1-0)

5, 2/24/01 - 2/26/02

5, 2/24/01 - 2/26/02 (0-5-0-0)

AT CBJ

1-0-0 since 12/13/18

4-5-1

12/13/18, 4-1

10/21/17, 4-6

4, 10/27/02 (5-1)

6, 3x (11/13/05 most recent, 2-8)

None

12/20/16, 3-2 SOW

4-3-0

7, 2/8/06 (7-4 W)

8, 11/13/05 (2-8 L)

11, 2/8/06 (7-4 W)

4, 2x, 2/8/06 - 12/21/07, most recent

5, 2/8/06 - 2/10/08 (4-0-0-1)

2, 2x, 3/11/11 - 12/15/11, most recent

4, 1/28/10 - 12/15/11 (0-3-0-1)

AT LAK

0-2-1 since 10/25/16

2-6-2

11/5/15, 3-2

11/3/18, 1-4

3, 10/31/07 (4-1)

6, 3/8/10 (0-6)

1/10/04, 2-2

10/25/16, 2-3 OTL

1-2-1

5, 11/17/10 (5-3 W)

6, 3x (1/8/11 most recent, 4-6 L)

10, 1/8/11 (4-6 L)

3, 3/2/02 - 3/25/03

4, 3/2/02 - 1/10/04 (3-0-1-0)

5, 2/21/04 - 3/17/07

6, 1/10/04 - 3/17/07 (0-5-1-0)

ALL-TIME RESULTS

2000-01	(1-3-0-0)	2001-02	(1-3-0-0)	2002-03	(4-0-0-0)	2003-04	(2-1-1-0)	2005-06	(1-3-0)	2006-07	(2-2-0)
10/9	LAK 7, at CBJ 1	10/23	LAK 7, at CBJ 1	10/27	at CBJ 5, LAK 1	1/10	CBJ 2, at LAK 2 OT	10/16	at LAK 3, CBJ 1	10/27	at CBJ 2, LAK 0
10/31	at CBJ 4, LAK 1	12/15	at LAK 3, CBJ 2	12/7	CBJ 4, at LAK 2	1/16	at CBJ 3, LAK 2 OT	11/13	LAK 8, at CBJ 2	1/3	at LAK 3, CBJ 0
2/24	at LAK 3, CBJ 1	2/26	LAK 5, at CBJ 1	2/27	at CBJ 3, LAK 1	2/11	at CBJ 3, LAK 2 OT	2/8	at CBJ 7, LAK 4	3/7	at CBJ 3, LAK 2 OT
3/29	at LAK 3, CBJ 0	3/2	CBJ 2, at LAK 0	3/25	CBJ 2, at LAK 1 OT	2/21	at LAK 4, CBJ 3	3/4	at LAK 3, CBJ 2	3/17	at LAK 5, CBJ 3
2007-08	(3-0-1)	2008-09	(2-2-0)	2009-10	(1-3-0)	2010-11	(1-2-1)	2011-12	(2-2-0)	2012-13	(0-3-0)
10/31	CBJ 4, at LAK 1	12/6	at LAK 3, CBJ 0	10/17	at CBJ 4, LAK 1	11/17	CBJ 5, at LAK 3	12/15	LAK 2, at CBJ 1	2/5	LAK 4, at CBJ 2
12/21	at CBJ 2, LAK 1	12/23	LAK 3, at CBJ 0	10/25	at LAK 6, CBJ 2	1/8	at LAK 6, CBJ 4	1/7	CBJ 1, at LAK 0	2/15	at LAK 2, CBJ 1
1/3	CBJ 4, at LAK 3	12/29	CBJ 2, at LAK 0	1/28	LAK 4, at CBJ 1	2/16	LAK 4, at CBJ 3 SO	2/1	at LAK 3, CBJ 2	4/18	at LAK 2, CBJ 1
2/10	LAK 3, at CBJ 2 SO	3/3	at CBJ 5, LAK 4	3/8	at LAK 6, CBJ 0	3/11	LAK 4, at CBJ 2	3/8	at CBJ 3, LAK 1		
2013-14	(1-0-1)	2014-15	(0-2-0)	2015-16	(1-0-1)	2016-17	(1-0-1)	2017-18	(0-2-0)	2018-19	(1-1-0)
1/21	at CBJ 5, LAK 3	10/26	at LAK 5, CBJ 2	11/5	CBJ 3, at LAK 2	10/25	at LAK 3, CBJ 2 OT	10/21	LAK 6, at CBJ 4	11/3	at LAK 4, CBJ 1
2/6	at LAK 2, CBJ 1 OT	2/9	LAK 4, at CBJ 3	12/8	LAK 3, at CBJ 2 OT	12/20	at CBJ 3, LAK 2 SO	3/1	at LAK 5, CBJ 2	12/13	at CBJ 4, LAK 1

SHUTOUTS

CBJ	4	3/2/02, Tugnut 30 saves (2-0 at LAK); 10/27/06, Leclaire 38 saves (2-0 at CBJ); 12/29/08, Mason 24 saves (2-0 at LAK); 1/7/12, Sanford 31 saves (1-0 at LAK)
LAK	5	3/29/01, Potvin 27 saves (0-3 at LAK); 1/3/07, Garon 26 saves (0-3 at LAK); 12/6/08, LaBarbera 23 saves (0-3 at LAK); 12/23/08, Quick 24 saves (0-3 at CBJ); 3/8/10, Quick 11 saves (0-6 at LAK)

HAT TRICKS

CBJ	2	10/27/02, Wright against Storr (3) (5-1 W at CBJ); 2/27/03, Whitney against Storr (2) and 1 EN (3-1 W at CBJ)
LAK	3	11/13/05, Conroy against Denis (2) and Prusek (1) (2-8 L at CBJ); 11/13/05, Frolov against Prusek (2) and Denis (1) (2-8 L at CBJ); 3/11/11, Kopitar against Mason (2-4 L at CBJ)

PENALTY SHOTS

CBJ	2	3/25/03, Nedorost unsuccessful against Huet (2-1 OTW at LAK); 10/25/09, Nash unsuccessful against Quick (2-6 L at LAK)
LAK	2	12/6/08, O'Sullivan unsuccessful against Mason (0-3 L at CBJ); 11/3/18, Brown goal against Bobrovsky (1-4 L at LAK)



MINNESOTA WILD



MINNESOTA WILD

Xcel Energy Center / 199 W. Kellogg Blvd. / St. Paul, MN 55102

minnesotawild.com / p: 651.602.6000 / @mnwild



ZACH PARISE

DIRECTORY

First Season: 2000-01

Home Ice: Xcel Energy Center

Capacity: 17,954 (opened in 2000)

Playoff Appearances: 9 (most recent, 2017-18)

Stanley Cup Titles: None

President: Matt Majka

General Manager: Bill Guerin

Head Coach: Bruce Boudreau

Assistant Coaches:

Bob Woods, Dean Evason, Darby Hendrickson

Public Relations Contact: Aaron Sickman

TV Play-by-Play: Anthony LaPanta

TV Color Analyst: Mike Greenlay

Radio Play-by-Play: Bob Kurtz

2019-20 SCHEDULE

DATE	HOME/AWAY	START (ET)
Feb. 25, 2020	at MIN	8:00 PM
Feb. 28, 2020	at CBJ	7:00 PM

2018-19 SEASON

Record: 37-36-9, 83 pts.

Home: 16-18-7, 39 pts.

Away: 21-18-2, 44 pts.

Playoffs: Did not qualify

LEADERS

Points: Zach Parise, 61

Goals: Zach Parise, 28

Assists: Ryan Suter, 40

+/-: Matt Bartkowski, 2

Def. Points: Ryan Suter, 47

Goaltending: Devan Dubnyk, 31-28-6, 2.54 GAA

2018-19 RESULTS (1-1-0)

DATE	RESULT	ATTN	W/L GOALTENDERS	GW GOAL
Nov. 29, 2018	at CBJ 4, MIN 2	15,210	Sergei Bobrovsky / Devan Dubnyk	Riley Nash
Jan. 19, 2019	at MIN 2, CBJ 1	19,054	Devan Dubnyk / Sergei Bobrovsky	Zach Parise

GOALS BY PERIOD	1ST	2ND	3RD	OT	TOTAL	SHOTS BY PERIOD	1ST	2ND	3RD	OT	TOTAL
Columbus	1	4	0	-	5	Columbus	18	19	12	-	49
Minnesota	3	1	0	-	4	Minnesota	19	25	12	-	56

POWER PLAY	GOALS	ATTEMPTS	PCT	PENALTY KILLING	KILLS	ATTEMPTS	PCT
Columbus	2	6	33.3	Columbus	5	5	100.0
Minnesota	0	5	0.0	Minnesota	4	6	66.7

SKATERS

COLUMBUS	GP	G	A	P	+/-	PIM	PP	SH	GW	EN	S	%	MINNESOTA	GP	G	A	P	+/-	PIM	PP	SH	GW	EN	S	%
Pierre-Luc Dubois	2	0	3	3	1	0	0	0	0	0	3	0.0	Zach Parise	2	2	0	2	2	2	0	0	1	0	7	28.6
Artemi Panarin	2	2	0	2	1	0	1	0	0	0	3	66.7	Eric Staal	2	0	2	2	1	0	0	0	0	0	7	0.0
Riley Nash	2	1	1	2	1	0	0	0	1	0	2	50.0	Mikael Granlund	2	1	0	1	0	0	0	0	0	0	10	10.0
Seth Jones	2	0	2	2	-1	4	0	0	0	0	3	0.0	Jordan Greenway	2	1	0	1	1	0	0	0	0	0	3	33.3
Cam Atkinson	2	1	0	1	1	2	1	0	0	0	4	25.0	Charlie Coyle	2	0	1	1	1	0	0	0	0	0	3	0.0

GOALTENDING

COLUMBUS	GP	MIN	GA	GAA	SO	W	L	OTL	SA	SV%	MINNESOTA	GP	MIN	GA	GAA	SO	W	L	OTL	SA	SV%
Sergei Bobrovsky	2	118	4	2.03	0	1	1	0	56	.929	Devan Dubnyk	2	118	5	2.54	0	1	1	0	49	.898



COLUMBUS VS. MINNESOTA ALL-TIME

SEASON	W-L-T/O	HOME	AWAY	GF-GA	SF-SA	PP	PK	PIM
2000-01	1-1-0-1	1-0-0-0	0-1-0-1	7-6	75-96	2-of-15	10-of-11	32-40
2001-02	1-2-1-0	0-1-1-0	1-1-0-0	7-12	92-111	5-of-21	20-of-25	69-75
2002-03	3-1-0-0	2-0-0-0	1-1-0-0	13-5	102-93	5-of-18	19-of-20	75-77
2003-04	2-2-0-0	2-0-0-0	0-2-0-0	8-9	102-117	3-of-12	20-of-20	86-61
2005-06	3-1-0	2-0-0	1-1-0	8-9	125-114	2-of-27	17-of-21	47-55
2006-07	2-1-1	2-0-0	0-1-1	11-14	108-113	4-of-19	24-of-31	76-50
2007-08	1-3-0	0-2-0	1-1-0	8-9	116-109	3-of-11	20-of-20	77-53
2008-09	1-2-1	1-1-0	0-1-1	10-12	112-104	0-of-8	13-of-16	35-21
2009-10	2-2-0	2-0-0	0-2-0	9-9	117-104	0-of-11	12-of-13	38-34
2010-11	3-1-0	1-1-0	2-0-0	13-12	117-123	0-of-8	14-of-17	82-55
2011-12	2-2-0	1-1-0	1-1-0	10-10	132-114	3-of-20	9-of-12	56-72
2012-13	1-2-0	0-1-0	1-1-0	4-8	65-91	1-of-10	6-of-9	57-46
2013-14	2-0-0	1-0-0	1-0-0	5-1	70-53	1-of-3	5-of-5	12-10
2014-15	2-0-0	1-0-0	1-0-0	6-2	49-55	2-of-4	6-of-8	16-8
2015-16	0-2-0	0-1-0	0-1-0	4-7	60-56	1-of-3	3-of-4	10-6
2016-17	2-0-0	1-0-0	1-0-0	5-2	65-69	0-of-6	6-of-7	36-34
2017-18	1-0-1	0-0-1	1-0-0	7-6	65-64	1-of-6	2-of-5	10-12
2018-19	1-1-0	1-0-0	0-1-0	5-4	49-56	2-of-6	5-of-5	10-12
TOTAL	30-23-1-4	18-8-1-1	12-15-0-3	140-137	1,621-1,642	35-of-208	211-of-249	824-721

	OVERALL	AT CBJ	AT MIN
Current Streak:	0-1-0 since 1/19/19	2-0-1 since 3/2/17	0-1-0 since 1/19/19
Last 10 Games:	6-3-1	6-3-1	6-4-0
Last Win:	11/29/18, 4-2 at CBJ	11/29/18, 4-2	10/14/17, 5-4 OT
Last Regulation Loss:	1/19/19, 1-2 at MIN	1/5/16, 2-4	1/19/19, 1-2
Most Lopsided Win:	5, 3/15/03 (5-0 at CBJ)	5, 3/15/03 (5-0)	4, 11/23/07 (4-0)
Most Lopsided Loss:	5, 2x (10/14/06 most recent, 0-5 at MIN)	3, 3x (4/7/13 most recent, 0-3)	5, 2x (10/14/06 most recent, 0-5)
Last Tie:	2/12/02, 3-3 at CBJ	2/12/02, 3-3	None
Last OT Game:	1/30/18, 2-3 SOL at CBJ	1/30/18, 2-3 SOL	10/14/17, 5-4 OTW
OT Record (W-L-T):	8-4-1	3-1-1	5-3-0
Most Goals Scored:	5, 4x (10/14/17 most recent, 5-4 OTW at MIN)	5, 2x (11/25/06 most recent, 5-3 W)	5, 2x (10/14/17 most recent 5-4 OTW)
Most Goals Allowed:	6, 4/11/09 (3-6 L at CBJ)	6, 4/11/09 (3-6 L)	5, 3x (10/14/06 most recent, 0-5 L)
Most Goals, Both Teams:	9, 3x (10/14/17 most recent, 5-4 OTW at MIN)	9, 4/11/09 (3-6 L)	9, 2x (10/14/17 most recent, 5-4 OTW)
Longest Win Streak:	5, 4/13/13 - 1/19/15	8, 3/15/03 - 1/27/07	3, 4/13/13 - 1/19/15
Longest Pts. Streak:	5, 2x, 12/31/16 - 11/29/18, most recent (4-0-0-1)	9, 2/12/02 - 1/27/07 (8-0-1-0)	3, 4/13/13 - 1/19/15 (3-0-0-0)
Longest Pointless Streak:	3, 12/8/07 - 10/25/08	2, 12/8/07 - 2/2/08	4, 4/6/03 - 10/29/05
Longest Winless Streak:	5, 1/17/01 - 3/10/02 (0-3-1-1)	2, 2x, 12/8/07 - 2/2/08, most recent (0-2-0-0)	4, 2x, 10/25/08 - 1/23/10, most recent (0-3-0-1)

ALL-TIME RESULTS

2000-01	(1-1-0-1)	2001-02	(1-2-1-0)	2002-03	(3-1-0-0)	2003-04	(2-2-0-0)	2005-06	(3-1-0)	2006-07	(2-1-1)
1/15	at CBJ 3, MIN 0	1/18	MIN 3, at CBJ 1	1/8	CBJ 2, at MIN 1	12/20	at MIN 5, CBJ 2	10/28	at CBJ 2, MIN 1 SO	10/14	at MIN 5, CBJ 0
1/17	at MIN 3, CBJ 2 OT	2/12	at CBJ 3, MIN 3 OT	3/15	at CBJ 5, MIN 0	1/31	at CBJ 2, MIN 1 OT	10/29	at MIN 3, CBJ 1	11/25	at CBJ 5, MIN 3
4/6	at MIN 3, CBJ 2	3/10	at MIN 5, CBJ 0	4/2	at CBJ 3, MIN 0	3/14	at MIN 3, CBJ 2	11/30	CBJ 3, at MIN 2 SO	12/29	at MIN 4, CBJ 3 OT
		3/20	CBJ 3, at MIN 1	4/6	at MIN 4, CBJ 3	3/24	at CBJ 2, MIN 0	1/27	at CBJ 4, MIN 3	1/27	at CBJ 3, MIN 2
2007-08	(1-3-0)	2008-09	(1-2-1)	2009-10	(2-2-0)	2010-11	(3-1-0)	2011-12	(2-2-0)	2012-13	(1-2-0)
10/6	at MIN 3, CBJ 2	10/25	at MIN 2, CBJ 1	10/3	at CBJ 2, MIN 1	10/16	CBJ 3, at MIN 2	10/8	at MIN 4, CBJ 2	1/29	at MIN 3, CBJ 2
11/23	CBJ 4, at MIN 0	11/15	at MIN 3, CBJ 2 SO	12/15	at MIN 2, CBJ 1	11/6	MIN 3, at CBJ 2	11/15	MIN 4, at CBJ 2	4/7	MIN 3, at CBJ 0
12/8	MIN 2, at CBJ 1	1/10	at CBJ 4, MIN 2	1/23	at MIN 4, CBJ 2	12/27	at CBJ 4, MIN 3 SO	2/7	at CBJ 3, MIN 1	4/13	CBJ 3, at MIN 2 SO
2/2	MIN 4, at CBJ 1	4/11	MIN 6, at CBJ 3	3/19	at CBJ 4, MIN 2	3/19	CBJ 5, at MIN 4 OT	2/11	CBJ 3, at MIN 1		
2013-14	(2-0-0)	2014-15	(2-0-0)	2015-16	(0-2-0)	2016-17	(2-0-0)	2017-18	(1-0-1)	2018-19	(1-1-0)
12/6	at CBJ 4, MIN 0	12/31	at CBJ 3, MIN 1	10/22	At MIN 3, CBJ 2	12/31	CBJ 4, at MIN 2	10/14	CBJ 5, at MIN 4 OT	11/29	at CBJ 4, MIN 2
3/15	CBJ 2, at MIN 1 SO	1/19	CBJ 3, at MIN 1	1/5	MIN 4, at CBJ 2	3/2	at CBJ 1, MIN 0	1/30	MIN 3, at CBJ 2 SO	1/19	at MIN 2, CBJ 1

SHUTOUTS

CBJ	7	1/15/01, Tugnut 31 saves (3-0 at CBJ); 3/15/03, Denis 24 saves (5-0 at CBJ); 4/2/03, Denis 27 saves (3-0 at CBJ); 3/24/04, Denis 20 saves (2-0 at CBJ); 11/23/07, Leclaire 32 saves (4-0 at MIN); 12/6/13, McElhinney 20 saves (4-0 at CBJ); 3/2/17, Bobrovsky 38 saves (1-0 at CBJ)
MIN	3	3/10/02, Roloson 14 saves (0-5 at MIN); 10/14/06, Fernandez 24 saves (0-5 at MIN); 4/7/13, Backstrom 24 saves (3-0 at CBJ)

HAT TRICKS

CBJ	1	1/10/09, Filatov against Harding (3) (4-2 W at CBJ)
MIN	2	3/10/02, Gaborik against Tugnut (3) (0-5 L at MIN); 1/5/16, Parise against Forsberg (2) and EN (2-4 L at CBJ)

PENALTY SHOTS

CBJ	0	None
MIN	2	1/29/13, Bouchard unsuccessful against Mason (2-3 at MIN); 1/29/15, Parise unsuccessful against Bobrovsky (3-1 W at MIN)



MONTREAL CANADIENS



MONTREAL CANADIENS

Bell Centre / 1909 Avenue des Canadiens-de-Montreal / Montreal, QC H4B 5G0
montrealcanadiens.com / p: 514.932.2582 / @CanadiensMTL



CAREY PRICE

DIRECTORY

First Season: 1909-10
Home Ice: Bell Centre
Capacity: 21,302 (opened in 1996)
Playoff Appearances: 83 (most recent, 2016-17)
Stanley Cup Titles: 24 (most recent, 1993)
EVP and General Manager: Marc Bergevin
Head Coach: Claude Julien
Associate Coach: Kirk Muller
Assistant Coaches:
Dominique Ducharme, Luke Richardson
Public Relations Contact: Dominick Saillant

TSN Play-by-Play: John Bartlett
TSN Color Analyst: Dave Poulin
TSN 690 Play-by-Play: Dan Robertson
TSN 690 Color Analyst: Sergio Momesso
RDS Play-by-Play: Pierre Houde
RDS Color Analyst: Marc Denis
98.5 FM Cogeco Play-by-Play: Martin McGuire
98.5 FM Cogeco Color Analyst: Danny Dubé

2019-20 SCHEDULE

DATE	HOME/AWAY	START (ET)
Nov. 12, 2019	at MTL	7:00 PM
Nov. 19, 2019	at CBJ	7:00 PM
Feb. 2, 2020	at MTL	2:00 PM

2018-19 SEASON

Record: 44-30-8, 96 pts.
Home: 25-12-4, 54 pts.
Away: 19-18-4, 42 pts.
Playoffs: Did not qualify

LEADERS

Points: Max Domi, 72
Goals: Brendan Gallagher, 33
Assists: Max Domi, 44
+/-: Tomas Tatar, 21
Def. Points: Jeff Petry, 46
Goaltending: Carey Price, 35-24-6, 2.49 GAA

2018-19 RESULTS (1-2-0)

DATE	RESULT	ATTN	W/L GOALTENDERS	GW GOAL
Jan. 18, 2019	MTL 4, at CBJ 1	18,892	Carey Price / Joonas Korpisalo	Tomas Tatar
Feb. 19, 2019	at MTL 3, CBJ 2	20,858	Carey Price / Sergei Bobrovsky	Tomas Tatar
Mar. 28, 2019	at CBJ 6, MTL 2	18,641	Sergei Bobrovsky / Carey Price	Artemi Panarin

GOALS BY PERIOD	1ST	2ND	3RD	OT	TOTAL	SHOTS BY PERIOD	1ST	2ND	3RD	OT	TOTAL
Columbus	0	4	5	-	9	Columbus	31	33	34	-	98
Montreal	4	2	3	-	9	Montreal	30	22	34	-	86

POWER PLAY	GOALS	ATTEMPTS	PCT	PENALTY KILLING	KILLS	ATTEMPTS	PCT
Columbus	0	6	0.0	Columbus	8	8	100.0
Montreal	0	8	0.0	Montreal	6	6	100.0

SKATERS

COLUMBUS	GP	G	A	P	+/-	PIM	PP	SH	GW	EN	S	%	MONTREAL	GP	G	A	P	+/-	PIM	PP	SH	GW	EN	S	%
Oliver Bjorkstrand	3	3	0	3	3	2	0	0	0	0	9	33.3	Max Domi	3	1	3	4	0	7	0	0	0	0	4	25.0
Josh Anderson	3	1	1	2	-1	4	0	0	0	0	7	14.3	Tomas Tatar	3	3	0	3	1	0	0	0	2	0	10	30.0
Brandon Dubinsky	3	1	1	2	1	0	0	0	0	1	8	12.5	Shea Weber	3	0	3	3	0	2	0	0	0	0	2	0.0
Nick Foligno	3	1	1	2	1	7	0	0	0	0	5	20.0	Joel Armia	3	2	0	2	4	0	0	0	0	1	7	28.6
Riley Nash	3	1	1	2	3	0	0	0	0	0	9	11.1	Brett Kulak	3	1	1	2	0	0	0	0	0	0	4	25.0

GOALTENDING

COLUMBUS	GP	MIN	GA	GAA	SO	W	L	OTL	SA	SV%	MONTREAL	GP	MIN	GA	GAA	SO	W	L	OTL	SA	SV%
Sergei Bobrovsky	2	118	5	2.54	0	1	1	0	60	.917	Carey Price	3	176	8	2.72	0	2	1	0	97	.918
Joonas Korpisalo	1	60	3	3.01	0	0	1	0	25	.880											



COLUMBUS VS. MONTREAL ALL-TIME

SEASON	W-L-T/O	HOME	AWAY	GF-GA	SF-SA	PP	PK	PIM
2000-01	1-0-0-0	0-0-0-0	1-0-0-0	2-0	16-27	0-of-4	6-of-6	17-15
2001-02	0-2-0-0	0-1-0-0	0-1-0-0	2-7	49-42	0-of-10	4-of-5	10-20
2002-03	1-0-0-0	0-0-0-0	1-0-0-0	2-1	26-39	2-of-4	5-of-5	16-14
2003-04	0-0-1-0	0-0-0-0	0-0-1-0	1-1	36-31	1-of-3	5-of-5	15-11
2005-06	DID NOT PLAY							
2006-07	0-1-0	0-1-0	0-0-0	2-3	33-28	0-of-4	5-of-7	14-8
2007-08	1-0-0	0-0-0	1-0-0	3-0	22-31	0-of-3	6-of-6	21-15
2008-09	1-0-0	1-0-0	0-0-0	3-3	28-37	0-of-8	5-of-7	14-16
2009-10	0-1-0	0-0-0	0-1-0	3-5	36-29	2-of-4	3-of-3	6-8
2010-11	1-0-0	1-0-0	0-0-0	3-0	24-29	1-of-3	3-of-3	6-6
2011-12	1-0-0	0-0-0	1-0-0	2-2	28-20	0-of-4	3-of-3	6-8
2012-13	DID NOT PLAY							
2013-14	1-1-1	0-0-1	1-1-0	8-9	98-103	2-of-17	8-of-11	34-46
2014-15	0-3-0	0-2-0	0-1-0	5-11	75-82	1-of-7	8-of-12	36-28
2015-16	2-1-0	1-0-0	1-1-0	11-6	74-90	2-of-6	610-of-13	29-30
2016-17	2-0-1	2-0-0	0-0-1	12-2	90-97	5-of-11	6-of-7	16-24
2017-18	2-1-0	1-0-0	1-1-0	8-6	88-97	2-of-10	6-of-7	14-20
2018-19	1-2-0	1-1-0	0-1-0	9-9	98-86	0-of-6	8-of-8	26-22
TOTAL	14-12-1-2	7-5-0-1	7-7-1-1	76-65	821-868	18-of-104	91-of-108	280-291

Current Streak:

Last 10 Games:

Last Win:

Last Regulation Loss:

Most Lopsided Win:

Most Lopsided Loss:

Last Tie:

Last OT Game:

OT Record (W-L-T):

Most Goals Scored:

Most Goals Allowed:

Most Goals, Both Teams:

Longest Win Streak:

Longest Pts. Streak:

Longest Pointless Streak:

Longest Winless Streak:

OVERALL

1-0-0 since 3/28/19

6-3-1

3/28/19, 6-2 at CBJ

2/19/19, 2-3 at MTL

10, 11/4/16 (10-0 at CBJ)

3, 3x (1/18/19 most recent, 1-4 at CBJ)

11/11/03, 1-1 at MTL

11/14/17, 2-1 OTW at MTL

4-2-1

10, 11/4/16 (10-0 W at CBJ)

5, 3x (2/26/15 most recent, 2-5 L at CBJ)

10, 11/4/16 (10-0 W at CBJ)

4, 1/25/16 - 12/23/16

6, 1/25/16 - 11/14/17, (5-0-0-1)

4, 1/14/15 - 12/1/15

4, 1/14/15 - 12/1/15 (0-4-0-0)

AT CBJ

1-0-0 since 3/28/19

6-3-1

3/28/19, 6-2

1/18/19, 1-4

10, 11/4/16 (10-0)

3, 2x (1/18/19 most recent, 1-4 at CBJ)

None

11/15/13, 2-3 SOL

1-1-0

10, 11/4/16 (10-0 W)

5, 2/26/15 (2-5 L)

10, 11/4/16 (10-0 W)

4, 1/25/16 - 3/12/18

4, 1/25/16 - 3/12/18 (4-0-0-0)

2, 2x, 1/14/15 - 2/26/15, most recent

3, 11/15/13 - 2/26/15 (0-2-0-1)

AT MTL

0-2-0 since 11/27/17

4-5-1

11/14/17, 2-1 OT

2/19/19, 2-3

3, 2x (1/26/16 most recent, 5-2)

3, 4/6/02 (1-4)

11/11/03, 1-1

11/14/17, 2-1 OTW

3-1-1

5, 1/26/16 (5-2 W)

5, 2x (10/17/13 most recent, 3-5 L)

8, 2x (10/17/13 most recent, 3-5 L)

1, 7x, 11/14/17, most recent

3, 2x, 1/26/16 - 11/14/17 most recent (2-0-0-1)

2, 2x, 11/27/17 - current, most recent

2, 2x, 11/27/17 - current, most recent (0-2-0-0)

ALL-TIME RESULTS

2000-01	(1-0-0-0)	2001-02	(0-2-0-0)	2002-03	(1-0-0-0)	2003-04	(0-0-1-0)	2005-06	(0-0-0)	2006-07	(0-1-0)
12/18	CBJ 2, at MTL 0	10/12	MTL 3, at CBJ 1	2/13	CBJ 2, at MTL 1 OT	11/11	CBJ 1, at MTL 1 OT	DID NOT PLAY		2/18	MTL 3, at CBJ 2
		4/6	at MTL 4, CBJ 1								
2007-08	(1-0-0)	2008-09	(1-0-0)	2009-10	(0-1-0)	2010-11	(1-0-0)	2011-12	(1-0-0)	2012-13	(0-0-0)
2/23	CBJ 3, at MTL 0	11/7	at CBJ 4, MTL 3 SO	11/24	at MTL 5, CBJ 3	11/2	at CBJ 3, MTL 0	12/6	CBJ 3, at MTL 2 SO	DID NOT PLAY	
2013-14	(1-1-1)	2014-15	(0-3-0)	2015-16	(2-1-0)	2016-17	(2-0-1)	2017-18	(2-1-0)	2018-19	(1-2-0)
10/17	at MTL 5, CBJ 3	1/14	MTL 3, at CBJ 2	12/1	at MTL 2, CBJ 1	11/4	at CBJ 10, MTL 0	11/14	CBJ 2, at MTL 1 OT	1/18	MTL 4, at CBJ 1
11/15	MTL 3, at CBJ 2 SO	2/21	at MTL 3, CBJ 1	1/25	at CBJ 5, MTL 2	12/23	at CBJ 2, MTL 1	11/27	at MTL 3, CBJ 1	2/19	at MTL 3, CBJ 2
3/20	CBJ 3, at MTL 2	2/26	MTL 5, at CBJ 2	1/26	CBJ 5, at MTL 2	2/28	at MTL 1, CBJ 0 OT	3/12	at CBJ 5, MTL 2	3/28	at CBJ 6, MTL 2

SHUTOUTS

CBJ	4	12/18/00, Tugnutt 27 saves (2-0 at MTL); 2/23/08, Leclaire 31 saves (3-0 at MTL); 11/2/10, Garon 29 saves (3-0 at CBJ); 11/4/16, Bobrovsky 30 saves (10-0 at CBJ)
MTL	1	2/28/17, Price 26 saves (0-1 OT at MTL)

HAT TRICKS

CBJ	1	1/25/16, Cam Atkinson against Condon (3) (5-2 W at CBJ)
MTL	0	None

PENALTY SHOTS

CBJ	0	None
MTL	1	3/20/14, Eller unsuccessful against Bobrovsky (3-2 W at MTL)



NASHVILLE PREDATORS



NASHVILLE PREDATORS

Bridgestone Arena / 501 Broadway / Nashville, TN 37203

nashvillepredators.com / p: 615.770.2100 / @PredsNHL



ROMAN JOSI

DIRECTORY

First Season: 1998-99

Home Ice: Bridgestone Arena

Capacity: 17,113 (opened in 1996)

Playoff Appearances: 12 (most recent, 2018-19)

Stanley Cup Titles: None

Pres. of Hockey Operations and GM: David Poile

Head Coach: Peter Laviolette

Associate Coach: Kevin McCarthy

Assistant Coaches: Dan Muse, Dan Lambert

Public Relations Contact: Kevin Wilson

TV Play-by-Play: Willy Daunic

TV Color Analyst: Chris Mason

Radio Play-by-Play: Pete Weber

Radio Color Analyst: Hal Gill

2019-20 SCHEDULE

DATE	HOME/AWAY	START (ET)
Feb. 22, 2020	at NSH	8:00 PM
Mar. 14, 2020	at CBJ	7:00 PM

2018-19 SEASON

Record: 47-29-6, 100 pts.

Home: 25-14-2, 52 pts.

Away: 22-15-4, 48 pts.

Playoffs: Lost 4-2 (DAL) in First Round

LEADERS

Points: Ryan Johansen, 64

Goals: Viktor Arvidsson, 34

Assists: Ryan Johansen, 50

+/-: Nick Bonino & Mattias Ekholm, 27

Def. Points: Roman Josi, 56

Goaltending: Pekka Rinne, 30-19-4, 2.42 GAA

2018-19 RESULTS (2-0-0)

DATE	RESULT	ATTN	W/L GOALTENDERS	GW GOAL
Jan. 10, 2019	at CBJ 4, NSH 3 (OT)	17,065	Joonas Korpiasalo / Pekka Rinne	Artemi Panarin
Mar. 30, 2019	CBJ 5, at NSH 2	17,751	Sergei Bobrovsky / Juuse Saros	Oliver Bjorkstrand

GOALS BY PERIOD	1ST	2ND	3RD	OT	TOTAL	SHOTS BY PERIOD	1ST	2ND	3RD	OT	TOTAL
Columbus	4	2	2	1	9	Columbus	19	23	22	1	65
Nashville	1	1	3	0	5	Nashville	20	15	25	0	60

POWER PLAY	GOALS	ATTEMPTS	PCT	PENALTY KILLING	KILLS	ATTEMPTS	PCT
Columbus	2	7	28.6	Columbus	4	4	100.0
Nashville	0	4	0.0	Nashville	5	7	71.4

SKATERS

COLUMBUS	GP	G	A	P	+/-	PIM	PP	SH	GW	EN	S	%	NASHVILLE	GP	G	A	P	+/-	PIM	PP	SH	GW	EN	S	%
Artemi Panarin	2	2	4	6	3	0	2	0	1	0	3	66.7	Viktor Arvidsson	2	2	0	2	0	4	0	1	0	0	6	33.3
Boone Jenner	2	3	0	3	0	2	0	0	0	0	5	60.0	Mattias Ekholm	2	1	1	2	0	0	0	0	0	0	7	14.3
Cam Atkinson	2	2	1	3	0	0	0	0	0	0	8	25.0	Nick Bonino	2	1	0	1	0	0	0	0	0	0	2	50.0
Zach Werenski	2	0	2	2	1	0	0	0	0	0	5	0.0	Filip Forsberg	2	1	0	1	-1	2	0	0	0	0	5	20.0
Matt Duchene	1	0	2	2	3	0	0	0	0	0	2	0.0	Ryan Johansen	2	0	1	1	0	0	0	0	0	0	3	0.0

GOALTENDING

COLUMBUS	GP	MIN	GA	GAA	SO	W	L	OTL	SA	SV%	NASHVILLE	GP	MIN	GA	GAA	SO	W	L	OTL	SA	SV%
Sergei Bobrovsky	1	60	2	2.02	0	1	0	0	25	.920	Pekka Rinne	1	61	4	3.91	0	0	0	1	33	.879
Joonas Korpiasalo	1	61	3	2.93	0	1	0	0	35	.914	Juuse Saros	1	59	5	5.08	0	0	1	0	32	.844

NASHVILLE PREDATORS



COLUMBUS VS. NASHVILLE ALL-TIME

SEASON	W-L-T/O	HOME	AWAY	GF-GA	SF-SA	PP	PK	PIM
2000-01	3-2-0-0	1-1-0-0	2-1-0-0	15-10	136-149	2-of-20	21-of-26	71-63
2001-02	2-2-0-1	2-0-0-1	0-2-0-0	9-10	126-133	2-of-24	21-of-22	103-90
2002-03	1-3-1-0	1-1-0-0	0-2-1-0	6-15	102-168	2-of-17	17-of-23	72-62
2003-04	2-4-0-0	1-2-0-0	1-2-0-0	17-21	181-192	6-of-27	29-of-33	159-141
2005-06	3-5-0	2-2-0	1-3-0	23-34	242-267	7-of-45	52-of-68	148-108
2006-07	0-7-1	0-3-1	0-4-0	12-27	245-203	3-of-38	33-of-40	116-124
2007-08	1-6-1	1-3-0	0-3-1	11-24	280-231	4-of-30	33-of-39	142-120
2008-09	3-2-1	3-0-0	0-2-1	17-19	179-164	3-of-20	22-of-23	72-68
2009-10	1-1-4	1-1-1	0-0-3	13-16	173-210	5-of-21	22-of-24	46-40
2010-11	2-3-1	2-0-1	0-3-0	13-14	183-155	4-of-23	17-of-19	56-62
2011-12	1-4-1	0-2-1	1-2-0	15-23	182-175	6-of-22	8-of-17	63-70
2012-13	4-1-0	2-0-0	2-1-0	14-12	167-152	5-of-12	3-of-6	33-60
2013-14	1-1-0	0-1-0	1-0-0	1-4	55-57	0-of-7	3-of-4	13-19
2014-15	0-2-0	0-1-0	0-1-0	2-7	53-77	2-of-6	8-of-8	16-12
2015-16	1-1-0	1-0-0	0-1-0	5-5	37-87	0-of-2	5-of-6	14-6
2016-17	0-2-0	0-1-0	0-1-0	6-8	71-64	0-of-3	2-of-3	8-10
2017-18	0-2-0	0-1-0	0-1-0	3-7	67-56	0-of-5	7-of-9	30-22
2018-19	2-0-0	1-0-0	1-0-0	9-5	65-60	2-of-7	4-of-4	8-14
TOTAL	27-48-1-10	18-19-0-5	9-29-1-5	191-261	2,544-2,600	53-of-329	307-374	1,170-1,091

Current Streak:	2-0-0 since 1/10/19	AT CBJ	1-0-0 since 1/10/19	AT NSH	1-0-0 since 3/30/19
Last 10 Games:	3-7-0		4-5-1		4-6-0
Last Win:	3/30/19, 5-2 at NSH		1/10/19, 4-3 OT		3/30/19, 5-2
Last Regulation Loss:	4/7/18, 2-4 at NSH		11/7/17, 1-3		4/7/18, 2-4
Most Lopsided Win:	4, 3x (11/20/15 most recent, 4-0 at CBJ)		4, 2x, (11/20/15 most recent, 4-0)		4, 11/16/00 (5-1)
Most Lopsided Loss:	5, 2x (1/21/06 most recent, 2-7 at NSH)		4, 3x (12/22/14 most recent, 1-5)		5, 2x (1/21/06 most recent, 2-7)
Last Tie:	11/16/02, 1-1 at NSH		None		11/16/02, 1-1
Last OT Game:	1/10/19, 4-3 OTW at CBJ		1/10/19, 4-3 OTW		1/19/13, 3-2 SOW
OT Record (W-L-T):	7-10-1		4-5-0		3-5-1
Most Goals Scored:	5, 5x (3/30/19 most recent, 5-2 W at NSH)		5, 10/17/08 (5-3 W)		5, 4x (3/30/19 most recent, 5-2 W)
Most Goals Allowed:	7, 2x (1/21/06 most recent, 2-7 L at NSH)		6, 1/29/04 (4-6 L)		7, 2x (1/21/06 most recent, 2-7 L)
Most Goals, Both Teams:	11, 12/22/11 (5-6 L at NSH)		10, 1/29/04 (4-6 L)		11, 12/22/11 (5-6 L)
Longest Win Streak:	3, 2/16/04 - 10/26/05		3, 10/17/08 - 3/31/09		2, 4/4/13 - 3/8/14
Longest Pts. Streak:	5, 12/31/09 - 12/1/10 (2-0-0-3)		5, 12/31/09 - 2/22/11 (3-0-0-2)		4, 4/4/09 - 3/20/10 (0-0-0-4)
Longest Pointless Streak:	6, 2x, 11/15/06 - 1/18/07, most recent		3, 11/15/06 - 1/13/07		5, 12/27/07 - 3/05/09
Longest Winless Streak:	12, 11/15/06 - 12/27/07 (0-10-0-2)		6, 11/15/06 - 12/23/07 (0-5-0-1)		17, 11/18/06 - 4/8/11 (0-12-0-5)

ALL-TIME RESULTS

2000-01 (3-2-0-0)	2001-02 (2-2-0-1)	2002-03 (1-3-1-0)	2003-04 (2-4-0-0)	2005-06 (3-5-0)	2006-07 (0-7-1)
11/16 CBJ 5, at NSH 1	11/17 at NSH 3, CBJ 2	11/16 CBJ 1, at NSH 1 OT	10/18 at NSH 3, CBJ 2	10/26 at CBJ 3, NSH 2 OT	11/15 NSH 5, at CBJ 4
2/8 at NSH 3, CBJ 1	1/6 at CBJ 4, NSH 3	1/6 NSH 5, at CBJ 1	11/26 at NSH 4, CBJ 2	11/23 NSH 4, at CBJ 2	11/18 at NSH 4, CBJ 2
2/10 at CBJ 3, NSH 2	1/19 at NSH 2, CBJ 1	1/30 at CBJ 2, NSH 1	12/4 NSH 4, at CBJ 2	12/17 at NSH 7, CBJ 3	11/20 NSH 3, at CBJ 1
3/1 CBJ 5, at NSH 2	2/9 NSH 1, at CBJ 0 OT	2/8 at NSH 3, CBJ 2	1/29 NSH 6, at CBJ 4	12/23 NSH 5, at CBJ 4	1/12 at NSH 2, CBJ 0
3/19 NSH 2, at CBJ 1	4/4 at CBJ 2, NSH 1	2/25 at NSH 5, CBJ 0	2/16 at CBJ 4, NSH 2	1/21 at NSH 7, CBJ 2	1/13 NSH 4, at CBJ 1
			3/27 CBJ 3, at NSH 2 OT	1/28 at CBJ 4, NSH 3	1/18 at NSH 4, CBJ 0
				2/11 at NSH 5, CBJ 2	2/25 NSH 4, at CBJ 3 SO
				4/3 CBJ 3, at NSH 1	3/10 at NSH 2, CBJ 1
2007-08 (1-6-1)	2008-09 (3-2-1)	2009-10 (1-1-4)	2010-11 (2-3-1)	2011-12 (1-4-1)	2012-13 (4-1-0)
11/10 at NSH 4, CBJ 3 SO	10/17 at CBJ 5, NSH 3	11/21 at NSH 4, CBJ 3 SO	11/22 at CBJ 2, NSH 0	10/7 NSH 3, at CBJ 2	1/19 CBJ 3, at NSH 2 SO
11/12 NSH 4, at CBJ 1	10/18 at NSH 6, CBJ 3	12/10 at NSH 4, CBJ 3 SO	12/1 NSH 4, at CBJ 3 SO	11/19 CBJ 4, at NSH 3 OT	3/19 at CBJ 4, NSH 3
12/23 NSH 3, at CBJ 1	12/11 at CBJ 2, NSH 1 SO	12/14 NSH 5, at CBJ 3	1/2 at NSH 4, CBJ 1	12/8 NSH 4, at CBJ 3 OT	3/23 at NSH 5, CBJ 2
12/27 at NSH 4, CBJ 3	3/05 at NSH 4, CBJ 2	12/31 NSH 2, at CBJ 1 OT	2/22 at CBJ 4, NSH 0	12/22 at NSH 6, CBJ 5	4/4 CBJ 3, at NSH 1
1/12 at CBJ 2, NSH 1 SO	3/31 at CBJ 2, NSH 1	1/26 at CBJ 3, NSH 2	2/27 at NSH 3, CBJ 2	1/19 NSH 3, at CBJ 0	4/27 at CBJ 3, NSH 1
1/31 at NSH 4, CBJ 2	4/4 at NSH 5, CBJ 4 SO	3/20 at NSH 1, CBJ 0 OT	4/8 at NSH 4, CBJ 1	1/23 at NSH 4, CBJ 1	
3/25 at NSH 3, CBJ 0					
3/28 NSH 2, at CBJ 0					
2013-14 (1-1-0)	2014-15 (0-2-0)	2015-16 (1-1-0)	2016-17 (0-2-0)	2017-18 (0-2-0)	2018-19 (2-0-0)
11/27 NSH 4, at CBJ 0	11/29 at NSH 2, CBJ 1	11/20 at CBJ 4, NSH 0	1/26 at NSH 4, CBJ 3	11/7 NSH 3, at CBJ 1	1/10 at CBJ 4, NSH 3 OT
3/8 CBJ 1, at NSH 0	12/22 NSH 5, at CBJ 1	3/26 at NSH 5, CBJ 1	2/19 NSH 4, at CBJ 3	4/7 at NSH 4, CBJ 2	3/30 CBJ 5, at NSH 2

SHUTOUTS

CBJ	4	11/22/10, Mason 27 saves (2-0 at CBJ); 2/22/11, Mason 20 saves (4-0 at CBJ); 3/8/14, Bobrovsky 28 saves (1-0 at NSH); 11/20/15, Bobrovsky 39 saves (4-0 at CBJ)
NSH	9	2/9/02, Vokoun 25 saves (0-1 OT at CBJ); 2/25/03, Vokoun 19 saves (0-5 at NSH); 1/12/07, Vokoun 22 saves (0-2 at NSH); 1/18/07, Mason 33 saves (0-4 at NSH); 3/25/08, Ellis 36 saves (0-3 at NSH); 3/28/08, Ellis 43 saves (0-2 at CBJ); 3/20/10, Rinne 33 saves (0-1 OT at NSH); 1/19/12, Rinne 38 saves (0-3 at CBJ); 11/27/13, Mazanec 19 saves (0-4 at CBJ)

HAT TRICKS

CBJ	2	2/10/01, Sanderson against Dunham (3) (3-2 W at CBJ); 12/22/11, Carter against Rinne (3) (5-6 L at NSH)
NSH	2	12/14/09, Sullivan against Mason (3) (3-5 L at CBJ); 4/7/18, Forsberg against Korpisalo (2) and EN (2-4 L at NSH)

PENALTY SHOTS

CBJ	4	3/19/01, Vyborny goal against Vokoun (1-2 L at CBJ); 12/17/05, Vyborny goal against Vokoun (3-7 L at NSH); 1/21/06, Letowski unsuccessful against Vokoun (2-7 L at NSH); 3/30/19, Atkinson unsuccessful against Saros (5-2 W at NSH)
NSH	1	12/23/05, Sullivan unsuccessful against Denis (4-5 L at CBJ)


NEW JERSEY DEVILS



NEW JERSEY DEVILS

Prudential Center / 25 Lafayette St. / Newark, NJ 07102

newjerseydevils.com / p: 973.757.6100 / @NJDevils



NICO HISCHIER

DIRECTORY

First Season: 1974-75

(Relocated from Denver in 1982)

Home Ice: Prudential Center

Capacity: 16,514 (opened in 2007)

Playoff Appearances: 23 (most recent, 2017-18)

Stanley Cup Titles: 3 (most recent, 2003)

EVP & General Manager: Ray Shero

Head Coach: John Hynes

Assistant Coaches:

Alain Nasreddine, Rick Kowalsky, Mike Grier

Public Relations Contact: Peter Albietz

TV Play-by-Play: Steve Cangialosi

TV Color Analyst: Ken Daneyko

Radio Play-by-Play: Matt Loughlin

Radio Color Analyst: Glenn "Chico" Resch

2019-20 SCHEDULE

DATE	HOME/AWAY	START (ET)
Dec. 21, 2019	at CBJ	7:00 PM
Jan. 18, 2020	at CBJ	7:00 PM
Feb. 16, 2020	at NJD	6:00 PM
Mar. 23, 2020	at NJD	7:00 PM

2018-19 SEASON

Record: 31-41-10, 72 pts.

Home: 20-14-7, 47 pts.

Away: 11-27-3, 25 pts.

Playoffs: Did not qualify

LEADERS

Points: Kyle Palmieri, 50

Goals: Kyle Palmieri, 27

Assists: Nico Hischier, 30

+/-: Ben Lovejoy, 1

Def. Points: Damon Severson, 39

Goaltending: Mackenzie Blackwood, 10-10-0, 2.61 GAA

2018-19 RESULTS (4-0-0)

DATE	RESULT	ATTN	W/L GOALTENDERS	GW GOAL
Dec. 20, 2018	at CBJ 2, NJD 1	15,595	Sergei Bobrovsky / Mackenzie Blackwood	Cam Atkinson
Dec. 23, 2018	CBJ 3, at NJD 0	12,872	Sergei Bobrovsky / Keith Kinkaid	Cam Atkinson
Jan. 15, 2019	at CBJ 4, NJD 1	16,377	Joonas Korpisalo / Keith Kinkaid	Boone Jenner
Mar. 5, 2019	CBJ 2, at NJD 1 (SO)	12,085	Sergei Bobrovsky / Cory Schneider	Cam Atkinson

GOALS BY PERIOD	1ST	2ND	3RD	OT	TOTAL	SHOTS BY PERIOD	1ST	2ND	3RD	OT	TOTAL
Columbus	7	3	0	0	10	Columbus	34	38	36	2	110
New Jersey	0	3	0	0	3	New Jersey	32	37	58	2	129

POWER PLAY	GOALS	ATTEMPTS	PCT	PENALTY KILLING	KILLS	ATTEMPTS	PCT
Columbus	1	13	7.7	Columbus	9	9	100.0
New Jersey	0	9	0.0	New Jersey	12	13	92.3

SKATERS

COLUMBUS	GP	G	A	P	+/-	PIM	PP	SH	GW	EN	S	%	NEW JERSEY	GP	G	A	P	+/-	PIM	PP	SH	GW	EN	S	%
Cam Atkinson	4	4	1	5	5	0	0	0	2	0	17	23.5	Blake Coleman	4	1	1	2	-3	0	0	0	0	0	9	11.1
Artemi Panarin	4	2	2	4	3	0	0	0	0	0	11	18.2	Travis Zajac	4	1	0	1	-3	4	0	0	0	0	5	20.0
Pierre-Luc Dubois	4	1	2	3	4	2	1	0	0	0	7	14.3	Taylor Hall	2	1	0	1	-1	0	0	0	0	0	9	11.1
David Savard	4	0	2	2	3	2	0	0	0	0	2	0.0	Andy Greene	4	0	1	1	-2	0	0	0	0	0	6	0.0
Zach Werenski	4	0	2	2	2	2	0	0	0	0	3	0.0	Ben Lovejoy	3	0	1	1	1	0	0	0	0	0	8	0.0

GOALTENDING

COLUMBUS	GP	MIN	GA	GAA	SO	W	L	OTL	SA	SV%	NEW JERSEY	GP	MIN	GA	GAA	SO	W	L	OTL	SA	SV%
Sergei Bobrovsky	3	183	2	0.66	1	3	0	0	99	.980	Cory Schneider	1	65	1	0.92	0	0	0	1	18	.944
Joonas Korpisalo	1	60	1	1.00	0	1	0	0	30	.967	Mackenzie Blackwood	2	87	2	1.38	0	0	1	0	47	.957
											Keith Kinkaid	2	91	7	4.63	0	0	2	0	45	.844

COLUMBUS VS. NEW JERSEY ALL-TIME

SEASON	W-L-T/O	HOME	AWAY	GF-GA	SF-SA	PP	PK	PIM
2000-01	0-1-1-0	0-1-0-0	0-0-1-0	5-8	39-75	0-of-8	5-of-9	25-33
2001-02	1-0-0-0	1-0-0-0	0-0-0-0	3-1	23-30	0-of-0	1-of-1	9-7
2002-03	1-1-0-0	1-0-0-0	0-1-0-0	6-5	49-65	3-of-11	12-of-12	34-32
2003-04	0-1-0-0	0-1-0-0	0-0-0-0	3-4	31-39	1-of-5	2-of-3	11-15
2005-06	1-0-0	1-0-0	0-0-0	3-2	39-30	1-of-5	7-of-7	21-17
2006-07	0-1-0	0-0-0	0-1-0	0-1	22-21	0-of-4	5-of-5	27-15
2007-08	DID NOT PLAY							
2008-09	0-1-0	0-1-0	0-0-0	1-2	27-28	0-of-3	0-of-1	2-of-6
2009-10	0-1-0	0-0-0	0-1-0	3-6	22-30	0-of-3	3-of-6	19-23
2010-11	0-1-0	0-1-0	0-0-0	0-3	13-31	0-of-1	4-of-4	8-0
2011-12	0-0-1	0-0-0	0-0-1	1-1	36-24	0-of-6	3-of-3	6-12
2012-13	DID NOT PLAY							
2013-14	3-1-0	2-0-0	1-1-0	12-11	96-111	1-of-12	9-of-12	32-30
2014-15	2-2-0	1-1-0	1-1-0	8-9	122-97	2-of-13	13-of-17	48-38
2015-16	4-1-0	2-0-0	2-1-0	18-8	125-130	2-of-14	17-of-20	49-33
2016-17	3-1-0	1-1-0	2-0-0	10-6	106-119	0-of-6	7-of-9	31-19
2017-18	3-1-0	1-1-0	2-0-0	14-9	139-126	2-of-16	8-of-8	18-34
2018-19	4-0-0	2-0-0	2-0-0	10-3	110-129	1-of-13	9-of-9	25-33
TOTAL	22-13-1-1	12-7-0-0	10-6-1-1	97-79	999-1,085	13-of-120	105-of-126	365-347

	OVERALL	AT CBJ	AT NJD
Current Streak:	7-0-0 since 12/8/17	3-0-0 since 2/10/18	6-0-0 since 3/5/17
Last 10 Games:	9-1-0	7-3-0	9-1-0
Last Win:	3/5/19, 2-1 SO at NJD	1/15/19, 4-1	3/5/19, 2-1 SO
Last Regulation Loss:	12/5/17, 1-4 at CBJ	12/5/17, 1-4	3/20/16, 1-2
Most Lopsided Win:	5, 2x (2/10/18 most recent, 6-1 at CBJ)	5, 2x (2/10/18 most recent, 6-1)	3, 3x (12/23/18 most recent, 3-0)
Most Lopsided Loss:	4, 2/4/17 (1-5 at CBJ)	4, 2/4/17 (1-5)	3, 2x, (2/27/14 most recent, 2-5)
Last Tie:	12/27/00, 2-2 at NJD	None	12/27/00, 2-2
Last OT Game:	3/5/19, 2-1 SOW at NJD	3/31/15, 3-2 OTW	3/5/19, 2-1 SOW
OT Record (W-L-T):	4-1-1	2-0-0	2-1-1
Most Goals Scored:	6, 3x (2/10/18 most recent, 6-1 W at CBJ)	6, 3x (2/10/18 most recent, 6-1 W)	5, 12/8/17 (5-3 W)
Most Goals Allowed:	6, 2x (3/23/10 most recent, 3-6 L at NJD)	6, 12/31/00 (3-6 L)	6, 3/23/10 (3-6 L)
Most Goals, Both Teams:	9, 4x (3/19/16 most recent, 6-3 W at CBJ)	9, 3x (3/19/16 most recent, 6-3 W)	9, 3/23/10 (3-6 L)
Longest Win Streak:	7, 12/8/17 - current	3, 2x, 2/10/18 - current, most recent	6, 3/5/17 - current
Longest Pts. Streak:	7, 12/8/17 - current (7-0-0-0)	3, 2x, 2/10/18 - current, most recent (3-0-0-0)	6, 3/5/17 - current (6-0-0-0)
Longest Pointless Streak:	4, 10/28/06 - 3/20/11	2, 1/16/09 - 3/20/11	3, 10/12/02 - 3/23/10
Longest Winless Streak:	5, 10/28/06 - 11/23/11 (0-4-0-1)	2, 1/16/09 - 3/20/11 (0-2-0-0)	5, 12/27/00 - 11/23/11 (0-3-1-1)

ALL-TIME RESULTS

2000-01	(0-1-1-0)	2001-02	(1-0-0-0)	2002-03	(1-1-0-0)	2003-04	(0-1-0-0)	2005-06	(1-0-0)	2006-07	(0-1-0)
12/27 CBJ 2, at NJD 2 OT		12/10 at CBJ 3, NJD 1		10/12 at NJD 3, CBJ 2		1/27 NJD 4, at CBJ 3		12/11 at CBJ 3, NJD 2 OT		10/28 at NJD 1, CBJ 0	
12/31 NJD 6, at CBJ 3				12/12 at CBJ 4, NJD 2							
2007-08	(0-0-0)	2008-09	(0-1-0)	2009-10	(0-1-0)	2010-11	(0-1-0)	2011-12	(0-0-1)	2012-13	(0-0-0)
DID NOT PLAY		1/16 NJD 2, at CBJ 1		3/23 at NJD 6, CBJ 3		3/20 NJD 3, at CBJ 0		11/23 at NJD 2, CBJ 1 SO		DID NOT PLAY	
2013-14	(3-1-0)	2014-15	(2-2-0)	2015-16	(4-1-0)	2016-17	(3-1-0)	2017-18	(3-1-0)	2018-19	(4-0-0)
10/22 at CBJ 4, NJD 1		11/1 at NJD 3, CBJ 2		10/27 CBJ 3, at NJD 1		2/4 NJD 5, at CBJ 1		12/5 NJD 4, at CBJ 1		12/20 at CBJ 2, NJD 1	
12/10 at CBJ 5, NJD 4		2/28 NJD 2, at CBJ 0		11/25 CBJ 2, at NJD 1		3/5 CBJ 3, at NJD 0		12/8 CBJ 5, at NJD 3		12/23 CBJ 3, at NJD 0	
12/27 CBJ 2, at NJD 1 SO		3/6 CBJ 3, at NJD 2		2/25 at CBJ 6, NJD 1		3/7 at CBJ 2, NJD 0		2/10 at CBJ 6, NJD 1		1/15 at CBJ 4, NJD 1	
2/27 at NJD 5, CBJ 2		3/31 at CBJ 3, NJD 2 OT		3/19 at CBJ 6, NJD 3		3/19 CBJ 4, at NJD 1		2/20 CBJ 2, at NJD 1		3/5 CBJ 2, at NJD 1 SO	

SHUTOUTS

CBJ	3	3/5/17, Bobrovsky 20 saves (3-0 at NJD); 3/7/17, Bobrovsky 33 saves (2-0 at CBJ); 12/23/18, Bobrovsky 39 saves (3-0 at NJD)
NJD	3	10/28/06, Brodeur 22 saves (0-1 at NJD); 3/20/11, Brodeur 13 saves (0-3 at CBJ); 2/28/15, Schneider 33 Saves (0-2 at CBJ)

HAT TRICKS

CBJ	1	2/25/16, Foligno against Schneider (2) & Kinkaid (1) (6-1 W at CBJ)
NJD	0	None

PENALTY SHOTS

CBJ	4	3/31/15, Dubinsky goal against Schneider (3-2 OTW at CBJ); 3/19/17, Sedlak goal against Schneider (4-1 W at NJD); 3/19/17, Dubinsky goal against Schneider (4-1 W at NJD); 12/20/18, Atkinson goal against Blackwood (2-1 W at CBJ)
NJD	0	None



NEW YORK ISLANDERS



NEW YORK ISLANDERS

Barclays Center / 620 Atlantic Ave. / Brooklyn, NY 11217

Nassau Veterans Memorial Coliseum / 1255 Hempstead Turnpike / Uniondale, NY 11553

newyorkislanders.com / p: 516.501.6700 / @NYIslanders



MATHEW BARZAL

DIRECTORY

First Season: 1972-73

Home Ice: Barclays Center / Nassau Coliseum

Capacity: 15,795 (opened in 2012)

Playoff Appearances: 25 (most recent, 2018-19)

Stanley Cup Titles: 4 (most recent, 1983)

President and General Manager: Lou Lamoriello

Head Coach: Barry Trotz

Associate Coach: Lane Lambert

Assistant Coaches: John Gruden, Jim Hiller

Public Relations Contact: Kimber Auerbach

TV Play-by-Play: Brendan Burke

TV Color Analyst: Butch Goring

Radio Play-by-Play: Chris King

Radio Analyst: Greg Picker

2019-20 SCHEDULE

DATE	HOME/AWAY	START (ET)
Oct. 19, 2019	at CBJ	7:00 PM
Nov. 30, 2019	at NYI *	7:00 PM
Dec. 23, 2019	at NYI ^	7:00 PM
Mar. 30, 2020	at CBJ	7:00 PM

* Barclays Center | ^ Nassau Coliseum

2018-19 SEASON

Record: 48-27-7, 103 pts.

Home: 24-13-4, 52 pts.

Away: 24-14-3, 51 pts.

Playoffs: Lost 4-0 (CAR) in East Semifinals

LEADERS

Points: Mathew Barzal, 62

Goals: Anders Lee, 28

Assists: Mathew Barzal, 44

+/-: Adam Pelech & Casey Cizikas, 22

Def. Points: Ryan Pullock, 37

Goaltending: Robin Lehner, 25-13-5, 2.13 GAA

2018-19 RESULTS (1-3-0)

DATE	RESULT	ATTN	W/L GOALTENDERS	GW GOAL
Dec. 1, 2018	at NYI 3, CBJ 2	13,917	Thomas Greiss / Sergei Bobrovsky	Casey Cizikas
Feb. 14, 2019	NYI 3, at CBJ 0	16,531	Thomas Greiss / Sergei Bobrovsky	Casey Cizikas
Mar. 11, 2019	at NYI 2, CBJ 0	11,827	Thomas Greiss / Sergei Bobrovsky	Ryan Pullock
Mar. 26, 2019	at CBJ 4, NYI 0	17,928	Sergei Bobrovsky / Thomas Greiss	Ryan Dzingel

GOALS BY PERIOD	1ST	2ND	3RD	OT	TOTAL	SHOTS BY PERIOD	1ST	2ND	3RD	OT	TOTAL
Columbus	1	2	3	-	6	Columbus	37	41	47	-	125
NY Islanders	2	4	2	-	8	NY Islanders	35	39	28	-	102

POWER PLAY	GOALS	ATTEMPTS	PCT	PENALTY KILLING	KILLS	ATTEMPTS	PCT
Columbus	1	5	20.0	Columbus	7	7	100.0
NY Islanders	0	7	0.0	NY Islanders	4	5	80.0

SKATERS

COLUMBUS	GP	G	A	P	+/-	PIM	PP	SH	GW	EN	S	%	NEW YORK	GP	G	A	P	+/-	PIM	PP	SH	GOW	EN	S	%
Cam Atkinson	4	1	2	3	0	0	0	0	0	1	12	8.3	Casey Cizikas	4	3	0	3	3	2	0	0	2	0	6	50.0
Seth Jones	4	0	2	2	-2	0	0	0	0	0	7	0.0	Josh Bailey	4	1	2	3	1	0	0	0	0	0	4	25.0
Matt Duchene	2	0	2	2	1	0	0	0	0	0	5	0.0	Anders Lee	4	2	0	2	2	2	0	0	0	1	10	20.0
Oliver Bjorkstrand	4	1	0	1	1	0	0	0	0	0	8	12.5	Ryan Pullock	4	1	1	2	3	0	0	0	1	0	7	14.3
Pierre-Luc Dubois	4	1	0	1	-2	4	0	0	0	0	10	10.0	Cal Clutterbuck	4	0	2	2	1	0	0	0	0	0	5	0.0

GOALTENDING

COLUMBUS	GP	MIN	GA	GAA	SO	W	L	OTL	SA	SV%	NEW YORK	GP	MIN	GA	GAA	SO	W	L	OTL	SA	SV%
Sergei Bobrovsky	4	236	7	1.78	1	1	3	0	101	.931	Thomas Greiss	4	237	5	1.27	2	3	1	0	124	.960



COLUMBUS VS. NY ISLANDERS ALL-TIME

SEASON	W-L-T/O	HOME	AWAY	GF-GA	SF-SA	PP	PK	PIM
2000-01	1-0-1-0	0-0-1-0	1-0-0-0	10-8	60-52	3-of-15	5-of-8	24-37
2001-02	1-0-0-0	1-0-0-0	0-0-0-0	4-2	17-41	1-of-3	4-of-4	17-15
2002-03	2-0-0-0	1-0-0-0	1-0-0-0	8-3	54-61	3-of-8	6-of-8	35-35
2003-04	1-0-0-0	1-0-0-0	0-0-0-0	2-1	29-25	0-of-5	6-of-6	17-13
2005-06	1-0-0	1-0-0	0-0-0	3-3	27-40	3-of-7	8-of-10	27-21
2006-07	0-1-0	0-0-0	0-1-0	0-4	26-23	0-of-9	4-of-5	19-27
2007-08	DID NOT PLAY							
2008-09	1-0-1	1-0-0	0-0-1	6-5	69-54	2-of-9	5-of-5	12-20
2009-10	0-0-2	0-0-1	0-0-1	4-5	79-53	1-of-7	4-of-4	8-14
2010-11	1-0-0	0-0-0	1-0-0	4-3	38-24	1-of-4	2-of-2	13-27
2011-12	1-0-0	1-0-0	0-0-0	7-3	37-38	2-of-3	2-of-2	19-21
2012-13	DID NOT PLAY							
2013-14	3-1-0	2-0-0	1-1-0	11-6	132-119	6-of-18	7-of-9	48-76
2014-15	2-2-0	1-1-0	1-1-0	12-18	131-166	2-of-12	15-of-15	50-44
2015-16	0-3-2	0-1-2	0-2-0	9-18	142-154	1-of-16	12-of-16	48-53
2016-17	3-1-0	2-0-0	1-1-0	18-8	145-105	1-of-6	5-of-5	27-29
2017-18	3-1-0	2-0-0	1-1-0	18-9	172-122	5-of-11	7-of-10	31-33
2018-19	1-3-0	1-1-0	0-2-0	6-8	125-102	1-of-5	7-of-7	20-16
TOTAL	21-12-1-5	14-3-1-3	7-9-0-2	122-104	1,283-1,179	32-of-138	99-of-116	415-481

	OVERALL	AT CBJ	AT NYI
Current Streak:	1-0-0 since 3/26/19	1-0-0 since 3/26/19	0-2-0 since 12/1/18
Last 10 Games:	6-4-0	6-2-2	3-7-0
Last Win:	3/26/19, 4-0 at CBJ	3/26/19, 4-0	2/13/18, 4-1
Last Regulation Loss:	3/11/19, 0-2 at NYI	2/14/19, 0-3	3/11/19, 0-2
Most Lopsided Win:	7, 2/25/17 (7-0 at CBJ)	7, 2/25/17 (7-0)	3, 2/13/18 (4-1)
Most Lopsided Loss:	4, 2x (10/20/15 most recent, 0-4 at CBJ)	4, 10/20/15 (0-4)	4, 12/23/06 (0-4)
Last Tie:	3/17/01, 3-3 at CBJ	3/17/01, 3-3	None
Last OT Game:	3/18/17, 3-2 OTW at NYI	2/9/16, 2-3 SOL	3/18/17, 3-2 OTW
OT Record (W-L-T):	6-5-1	2-3-1	4-2-0
Most Goals Scored:	7, 3x (2/25/17 most recent, 7-0 W at CBJ)	7, 2x (2/25/17 most recent, 7-0 W)	7, 12/23/00 (7-5 W)
Most Goals Allowed:	6, 2/14/15 (3-6 L at NYI)	5, 1/10/15 (2-5 L)	6, 2/14/15 (3-6 L)
Most Goals, Both Teams:	12, 12/23/00 (7-5 W at NYI)	10, 2x (12/14/17 most recent, 6-4 W)	12, 12/23/00 (7-5 W)
Longest Win Streak:	5, 3/8/02 - 12/8/05	5, 3/8/02 - 12/13/08	2, 2x, 11/24/10 - 10/5/13, most recent
Longest Pts. Streak:	8, 11/3/08 - 11/9/13 (5-0-0-3)	10, 3/17/01 - 4/6/14 (8-0-1-1)	4, 11/3/08 - 10/5/13 (2-0-0-2)
Longest Pointless Streak:	3, 12/1/18 - 3/11/19	1, 3x, 2/14/19, most recent	3, 1/12/16 - 1/24/17
Longest Winless Streak:	5, 10/20/15 - 3/31/16 (0-3-0-2)	3, 10/20/15 - 2/9/16 (0-1-0-2)	3, 2x, 1/12/16 - 1/24/17, most recent (0-3-0-0)

ALL-TIME RESULTS

2000-01	(1-0-1-0)	2001-02	(1-0-0-0)	2002-03	(2-0-0-0)	2003-04	(1-0-0-0)	2005-06	(1-0-0)	2006-07	(0-1-0)
12/23	CBJ 7, at NYI 5	3/8	at CBJ 4, NYI 2	11/29	CBJ 4, at NYI 2	11/22	at CBJ 2, NYI 1	12/8	at CBJ 4, NYI 3 SO	12/23	at NYI 4, CBJ 0
3/17	at CBJ 3, NYI 3 OT			1/25	at CBJ 4, NYI 1						
2007-08	(0-0-0)	2008-09	(1-0-1)	2009-10	(0-0-2)	2010-11	(1-0-0)	2011-12	(1-0-0)	2012-13	(0-0-0)
DID NOT PLAY		11/3	at NYI 4, CBJ 3 OT	12/29	at NYI 2, CBJ 1 SO	11/24	CBJ 4, at NYI 3 OT	4/7	at CBJ 7, NYI 3	DID NOT PLAY	
		12/13	at CBJ 3, NYI 1	3/27	NYI 4, at CBJ 3 OT						
2013-14	(3-1-0)	2014-15	(2-2-0)	2015-16	(0-3-2)	2016-17	(3-1-0)	2017-18	(3-1-0)	2018-19	(1-3-0)
10/5	CBJ 3, at NYI 2 SO	1/10	NYI 5, at CBJ 2	10/20	NYI 4, at CBJ 0	12/10	at CBJ 6, NYI 2	10/6	at CBJ 5, NYI 0	12/1	at NYI 3, CBJ 2
11/9	at CBJ 5, NYI 2	2/14	at NYI 6, CBJ 3	12/12	NYI 3, at CBJ 2 OT	1/24	at NYI 4, CBJ 2	12/14	at CBJ 6, NYI 4	2/14	NYI 3, at CBJ 0
3/23	at NYI 2, CBJ 0	4/2	at CBJ 4, NYI 3 SO	1/12	at NYI 5, CBJ 2	2/25	at CBJ 7, NYI 0	2/3	at NYI 4, CBJ 3	3/11	at NYI 2, CBJ 0
4/6	at CBJ 4, NYI 0	4/11	CBJ 5, at NYI 4 SO	2/9	NYI 3, at CBJ 2 SO	3/18	CBJ 3, at NYI 2 OT	2/13	CBJ 4, at NYI 1	3/26	at CBJ 4, NYI 0
				3/31	at NYI 4, CBJ 3						

SHUTOUTS

CBJ	4	4/6/14, Bobrovsky 31 saves (4-0 at CBJ); 2/25/17, Korpisalo 24 saves (7-0 at CBJ); 10/6/17, Bobrovsky 29 saves (5-0 at CBJ); 3/26/19, Bobrovsky 26 saves (4-0 at CBJ)
NYI	5	12/23/06, DiPietro 26 saves (0-4 at NYI); 3/23/14, Nabokov 41 saves (0-2 at NYI); 10/20/15, Halak 37 saves (0-4 at CBJ); 2/14/19, Greiss 31 saves (0-3 at CBJ); 3/11/19, Greiss 31 saves (0-2 at NYI)

HAT TRICKS

CBJ	0	None
NYI	2	1/12/16, Nelson against Forsberg (3) (2-5 L at NYI); 12/14/17, Bailey against Bobrovsky (3) (6-4 W at CBJ)

PENALTY SHOTS

CBJ	0	None
------------	---	------



NEW YORK RANGERS



NEW YORK RANGERS

Madison Square Garden / 2 Pennsylvania Plz. / New York, NY 10121

newyorkrangers.com / p: 212.465.6486 / @NYRangers



MIKA ZIBANEJAD

DIRECTORY

First Season: 1926-27

Home Ice: Madison Square Garden

Capacity: 18,006 (opened in 1968)

Playoff Appearances: 59 (most recent, 2016-17)

Stanley Cup Titles: 4 (most recent, 1994)

President: John Davidson

General Manager: Jeff Gorton

Head Coach: David Quinn

Assistant Coaches: Lindy Ruff, Benoit Allaire,
Greg Brown, David Oliver

Public Relations Contact: John Rosasco

TV Play-by-Play: Sam Rosen

TV Color Analysts: Joe Micheletti, John Giannone

Radio Play-by-Play: Kenny Albert

Radio Color Analyst: Dave Maloney

2019-20 SCHEDULE

DATE	HOME/AWAY	START (ET)
Dec. 5, 2019	at CBJ	7:00 PM
Jan. 19, 2020	at NYR	7:00 PM
Feb. 14, 2020	at CBJ	7:00 PM
Mar. 24, 2020	at NYR	7:00 PM

2018-19 SEASON

Record: 32-26-14, 78 pts.

Home: 18-14-9, 45 pts.

Away: 14-22-5, 33 pts.

Playoffs: Did not qualify

LEADERS

Points: Mika Zibanejad, 74

Goals: Mika Zibanejad, 30

Assists: Mika Zibanejad, 44

+/-: Tony DeAngelo, 6

Def. Points: Tony DeAngelo, 30

Goaltending: Henrik Lundqvist, 18-23-10, 3.07 GAA

2018-19 RESULTS (3-0-1)

DATE	RESULT	ATTN
Nov. 10, 2018	NYR 5, at CBJ 4 (SO)	18,384
Dec. 27, 2018	CBJ 4, at NYR 3 (OT)	18,006
Jan. 13, 2019	at CBJ 7, NYR 5	17,417
Apr. 5, 2019	CBJ 3, at NYR 2 (SO)	17,341

W/L GOALTENDERS
Alexandar Georgiev / Joonas Korpisalo
Joonas Korpisalo / Henrik Lundqvist
Sergei Bobrovsky / Alexandar Georgiev
Sergei Bobrovsky / Alexandar Georgiev

GW GOAL
Jimmy Vesey
Pierre-Luc Dubois
David Savard
Artemi Panarin

GOALS BY PERIOD	1ST	2ND	3RD	OT	TOTAL
Columbus	5	6	5	1	17
NY Rangers	4	6	4	0	14

SHOTS BY PERIOD	1ST	2ND	3RD	OT	TOTAL
Columbus	51	46	40	11	148
NY Rangers	25	39	29	2	95

POWER PLAY	GOALS	ATTEMPTS	PCT
Columbus	1	10	10.0
NY Rangers	1	6	16.7

PENALTY KILLING	KILLS	ATTEMPTS	PCT
Columbus	5	6	83.3
NY Rangers	9	10	90.0

SKATERS

COLUMBUS	GP	G	A	P	+/-	PIM	PP	SH	GW	EN	S	%
Artemi Panarin	4	2	3	5	2	0	0	0	0	0	14	14.3
Nick Foligno	4	3	1	4	0	2	0	0	0	0	8	37.5
Cam Atkinson	4	2	2	4	1	0	1	0	0	0	10	20.0
Pierre-Luc Dubois	4	2	2	4	2	2	0	0	1	0	13	15.4
David Savard	4	2	2	4	4	0	0	0	1	0	5	40.0

NEW YORK	GP	G	A	P	+/-	PIM	PP	SH	GW	EN	S	%
Chris Kreider	4	5	0	5	1	0	1	0	0	0	14	35.7
Jimmy Vesey	4	3	1	4	0	0	0	0	0	0	7	42.9
Mika Zibanejad	4	1	3	4	1	0	0	0	0	0	10	10.0
Kevin Hayes	2	0	4	4	0	0	0	0	0	0	1	0.0
Pavel Buchnevich	4	2	1	3	0	0	0	0	0	0	5	40.0

GOALTENDING

COLUMBUS	GP	MIN	GA	GAA	SO	W	L	OTL	SA	SV%
Joonas Korpisalo	2	126	7	3.35	0	1	0	1	41	.829
Sergei Bobrovsky	2	125	7	3.36	0	2	0	0	54	.870

NEW YORK	GP	MIN	GA	GAA	SO	W	L	OTL	SA	SV%
Henrik Lundqvist	1	61	4	3.97	0	0	0	1	29	.862
Alexandar Georgiev	3	187	13	4.18	0	1	1	1	119	.891



COLUMBUS VS. NY RANGERS ALL-TIME

SEASON	W-L-T/O	HOME	AWAY	GF-GA	SF-SA	PP	PK	PIM
2000-01	0-1-0-0	0-1-0-0	0-0-0-0	3-4	40-24	2-of-4	5-of-5	24-14
2001-02	1-0-1-0	1-0-0-0	0-0-1-0	4-2	66-61	2-of-12	5-of-6	24-36
2002-03	1-1-0-0	1-0-0-0	0-1-0-0	9-8	56-69	1-of-8	10-of-10	86-96
2003-04	1-0-0-0	1-0-0-0	0-0-0-0	5-0	36-25	3-of-11	3-of-3	15-29
2005-06	1-0-0	1-0-0	0-0-0	4-3	32-36	1-of-3	1-of-1	7-11
2006-07	1-0-0	0-0-0	1-0-0	3-2	25-42	0-of-2	4-of-5	15-9
2007-08	DID NOT PLAY							
2008-09	0-1-0	0-1-0	0-0-0	1-3	26-32	0-of-6	7-of-8	18-14
2009-10	0-1-0	0-0-0	0-1-0	4-7	30-33	0-of-1	3-of-4	18-12
2010-11	1-0-0	1-0-0	0-0-0	3-1	23-33	1-of-2	4-of-5	10-4
2011-12	0-0-1	0-0-0	0-0-1	2-3	23-35	1-of-4	2-of-2	4-8
2012-13	DID NOT PLAY							
2013-14	2-2-0	0-2-0	2-0-0	10-12	126-143	0-of-10	13-of-16	56-53
2014-15	1-1-2	1-1-0	0-0-2	12-11	122-131	0-of-13	11-of-11	41-55
2015-16	0-4-0	0-2-0	0-2-0	7-15	128-107	2-of-15	5-of-6	21-39
2016-17	3-2-0	1-2-0	2-0-0	21-16	145-151	2-of-11	11-of-12	30-28
2017-18	3-1-0	2-0-0	1-1-0	13-9	141-132	1-of-9	11-of-16	34-20
2018-19	3-0-1	1-0-1	2-0-0	17-14	148-95	1-of-10	5-of-6	17-25
TOTAL	18-14-1-4	10-9-0-1	8-5-1-3	118-110	1,165-1,149	17-of-121	100-of-116	420-453

	OVERALL	AT CBJ	AT NYR
Current Streak:	5-0-1 since 11/17/17	3-0-1 since 10/13/17	3-0-0 since 3/20/18
Last 10 Games:	7-2-1	4-5-1	5-3-2
Last Win:	4/5/19, 3-2 SO	1/13/19, 7-5	4/5/19, 3-2 SO
Last Regulation Loss:	11/6/17, 3-5 at NYR	2/13/17, 2-3	11/6/17, 3-5
Most Lopsided Win:	5, 10/11/03 (5-0 at CBJ)	5, 10/11/03 (5-0)	3, 2/26/17 (5-2)
Most Lopsided Loss:	3, 2x (10/10/15 most recent, 2-5 at NYR)	2, 5x (4/4/16 most recent, 2-4)	3, 2x (10/10/15 most recent, 2-5)
Last Tie:	1/14/02, 2-2 at NYR	None	1/14/02, 2-2
Last OT Game:	4/5/19, 3-2 SOW at NYR	11/10/18, 4-5 SOL	4/5/19, 3-2 SOW
OT Record (W-L-T):	3-4-1	0-1-0	3-3-1
Most Goals Scored:	7, 1/13/19 (7-5 W at CBJ)	7, 1/13/19 (7-5 W)	6, 1/31/17 (6-4 W)
Most Goals Allowed:	7, 11/23/09 (4-7 L at NYR)	5, 2x (1/13/19 most recent, 7-5 W)	7, 11/23/09 (4-7 L)
Most Goals, Both Teams:	12, 1/13/19 (7-5 W at CBJ)	12, 1/13/19 (7-5 W)	11, 11/23/09 (4-7 L)
Longest Win Streak:	3, 2x, 12/27/18 - current, most recent	4, 1/16/02 - 1/16/06	3, 3/20/18 - current
Longest Pts. Streak:	6, 11/17/17 - current (5-0-0-1)	4, 2x, 10/13/17 - current, most recent (3-0-0-1)	5, 2/19/12 - 4/6/15 (2-0-0-3)
Longest Pointless Streak:	4, 10/9/15 - 4/4/16	3, 1/16/15 - 4/4/16	2, 10/10/15 - 2/29/16
Longest Winless Streak:	7, 1/16/15 - 4/4/16 (0-5-0-2)	3, 1/16/15 - 4/4/16 (0-3-0-0)	4, 2/22/15 - 2/29/16, most recent (0-2-0-2)

ALL-TIME RESULTS

2000-01	(0-1-0-0)	2001-02	(1-0-1-0)	2002-03	(1-1-0-0)	2003-04	(1-0-0-0)	2005-06	(1-0-0)	2006-07	(1-0-0)
2/12	NYR 4, at CBJ 3	1/14	CBJ 2, at NYR 2 OT	11/9	at CBJ 6, NYR 3	10/11	at CBJ 5, NYR 0	1/16	at CBJ 4, NYR 3	2/24	CBJ 3, at NYR 2
		1/16	at CBJ 2, NYR 0	12/3	at NYR 5, CBJ 3						
2007-08	(0-0-0)	2008-09	(0-1-0)	2009-10	(0-1-0)	2010-11	(1-0-0)	2011-12	(0-0-1)	2012-13	(0-0-0)
DID NOT PLAY		10/24	NYR 3, at CBJ 1	11/23	at NYR 7, CBJ 4	12/11	at CBJ 3, NYR 1	2/19	at NYR 3, CBJ 2 OT	DID NOT PLAY	
2013-14	(2-2-0)	2014-15	(1-1-2)	2015-16	(0-4-0)	2016-17	(3-2-0)	2017-18	(3-1-0)	2018-19	(3-0-1)
11/7	NYR 4, at CBJ 2	10/11	at CBJ 5, NYR 2	10/9	NYR 4, at CBJ 2	11/18	at CBJ 4, NYR 2	10/13	at CBJ 3, NYR 1	11/10	NYR 5, at CBJ 4 SO
12/12	CBJ 4, at NYR 2	1/16	NYR 2, at CBJ 1	10/10	at NYR 5, CBJ 2	1/7	NYR 5, at CBJ 4	11/6	at NYR 5, CBJ 3	12/27	CBJ 4, at NYR 3 OT
1/6	CBJ 4, at NYR 3 SO	2/22	at NYR 4, CBJ 3 SO	2/29	at NYR 2, CBJ 1	1/31	CBJ 6, at NYR 4	11/17	at CBJ 2, NYR 0	1/13	at CBJ 7, NYR 5
3/21	NYR 3, at CBJ 1	4/6	at NYR 4, CBJ 3 OT	4/4	NYR 4, at CBJ 2	2/13	NYR 3, at CBJ 2	3/20	CBJ 5, at NYR 3	4/5	CBJ 3, at NYR 2 SO
						2/26	CBJ 5, at NYR 2				

SHUTOUTS

CBJ	3	1/16/02, Denis 31 saves (2-0 at CBJ); 10/11/03, Denis 25 saves (5-0 at CBJ); 11/17/17, Bobrovsky 36 saves (2-0 at CBJ)
NYR	0	None

HAT TRICKS

CBJ	1	3/20/18, Panarin against Lundqvist (2) and EN (5-3 W at NYR)
NYR	2	12/3/02, Bure against Denis (3) (3-5 L at NYR); 1/7/17, Grabner against McElhinney (3) (4-5 L at CBJ)

PENALTY SHOTS

CBJ	1	2/26/17, Saad unsuccessful against Lundqvist (5-2 at NYR)
NYR	2	1/14/02, Malhotra unsuccessful against Denis (2-2 T at NYR); 10/10/15, Nash unsuccessful against Bobrovsky (2-5 L at NYR)

OTTAWA SENATORS



OTTAWA SENATORS

Canadian Tire Centre / 1000 Palladium Dr. / Ottawa, ON K2V 1A5

ottawasenators.com / p: 613.599.0250 / @Senators



THOMAS CHABOT

DIRECTORY

First Season: 1992-93

Home Ice: Canadian Tire Centre

Capacity: 17,373 (opened in 1996)

Playoff Appearances: 16 (most recent, 2016-17)

Stanley Cup Titles: None

General Manager: Pierre Dorion

Head Coach: DJ Smith

Associate Coach: Jack Capuano

Assistant Coaches: Bob Jones, Davis Payne

Public Relations Contact: Brian Morris

TSN Play-by-Play: Gord Miller, Chris Cuthbert

TSN Color Analysts:

Ray Ferraro, Jamie McLennan, Mike Johnson

TSN 1200 Play-by-Play: Dean Brown

TSN 1200 Color Analyst: Gord Wilson

RDS Play-by-Play: Michel Lacroix

RDS Color Analyst: Norman Flynn

94.5 Unique FM Play-by-Play: Nicolas St. Pierre

94.5 Unique FM Color Analyst: Alain Sanscartier

2019-20 SCHEDULE

DATE	HOME/AWAY	START (ET)
Nov. 25, 2019	at CBJ	7:00 PM
Dec. 14, 2019	at OTT	1:00 PM
Feb. 24, 2020	at CBJ	7:00 PM

2018-19 SEASON

Record: 29-47-6, 64 pts.

Home: 18-19-4, 40 pts.

Away: 11-28-2, 24 pts.

Playoffs: Did not qualify

LEADERS

Points: Thomas Chabot, 55

Goals: Brady Tkachuk, 22

Assists: Thomas Chabot, 41

+/-: Christian Wolanin & Brian Gibbons, 3

Def. Points: Thomas Chabot, 55

Goaltending: Craig Anderson, 17-27-4, 3.51 GAA

2018-19 RESULTS (3-0-0)

DATE	RESULT	ATTN	W/L GOALTENDERS	GW GOAL
Dec. 31, 2018	at CBJ 6, OTT 3	18,549	Sergei Bobrovsky / Marcus Hogberg	Zach Werenski
Feb. 22, 2019	CBJ 3, at OTT 0	13,918	Sergei Bobrovsky / Craig Anderson	Josh Anderson
Apr. 6, 2019	CBJ 6, at OTT 2	18,425	Joonas Korpiasalo / Craig Anderson	Pierre-Luc Dubois

GOALS BY PERIOD	1ST	2ND	3RD	OT	TOTAL	SHOTS BY PERIOD	1ST	2ND	3RD	OT	TOTAL
Columbus	4	2	9	-	15	Columbus	34	36	35	-	105
Ottawa	0	2	3	-	5	Ottawa	22	33	21	-	76

POWER PLAY	GOALS	ATTEMPTS	PCT	PENALTY KILLING	KILLS	ATTEMPTS	PCT
Columbus	0	6	0.0	Columbus	7	7	100.0
Ottawa	0	7	0.0	Ottawa	6	6	100.0

SKATERS

COLUMBUS	GP	G	A	P	+/-	PIM	PP	SH	GW	EN	S	%	OTTAWA	GP	G	A	P	+/-	PIM	PP	SH	GW	EN	S	%
Pierre-Luc Dubois	3	4	3	7	9	0	0	0	1	0	6	66.7	Bobby Ryan	3	1	2	3	-2	0	0	0	0	0	3	33.3
Cam Atkinson	3	2	2	4	8	0	0	1	0	1	11	18.2	Ryan Dzingel	1	2	0	2	0	0	0	0	0	0	4	50.0
Oliver Bjorkstrand	3	2	2	4	2	0	0	0	0	0	6	33.3	Mikkel Boedker	3	1	1	2	-2	0	0	0	0	0	3	33.3
Artemi Panarin	3	0	4	4	8	2	0	0	0	0	4	0.0	Chris Tierney	3	0	2	2	-1	0	0	0	0	0	2	0.0
Zach Werenski	3	2	1	3	3	0	0	0	1	0	7	28.6	Thomas Chabot	2	1	0	1	-4	0	0	0	0	0	6	16.7

GOALTENDING

COLUMBUS	GP	MIN	GA	GAA	SO	W	L	OTL	SA	SV%	OTTAWA	GP	MIN	GA	GAA	SO	W	L	OTL	SA	SV%
Sergei Bobrovsky	2	120	3	1.50	1	2	0	0	47	.936	Anders Nilsson	1	49	2	2.45	0	0	0	0	19	.895
Joonas Korpiasalo	1	60	2	2.00	0	1	0	0	29	.931	Marcus Hogberg	1	59	4	4.05	0	0	1	0	36	.889
											Craig Anderson	2	71	6	5.10	0	0	2	0	47	.872



COLUMBUS VS. OTTAWA ALL-TIME

SEASON	W-L-T-O	HOME	AWAY	GF-GA	SF-SA	PP	PK	PIM
2000-01	0-0-2-0	0-0-1-0	0-0-1-0	5-5	52-53	2-of-11	8-of-11	35-27
2001-02	0-1-0-0	0-1-0-0	0-0-0-0	4-6	28-30	1-of-5	3-of-4	24-36
2002-03	0-1-0-0	0-0-0-0	0-1-0-0	2-5	39-30	0-of-2	3-of-3	8-6
2003-04	0-1-0-0	0-0-0-0	0-1-0-0	2-5	17-35	1-of-9	7-of-12	34-30
2005-06	DID NOT PLAY							
2006-07	1-0-0	1-0-0	0-0-0	6-2	31-33	5-of-11	6-of-7	21-38
2007-08	1-0-0	0-0-0	1-0-0	2-2	24-29	0-of-1	3-of-4	25-9
2008-09	1-0-0	1-0-0	0-0-0	1-0	26-17	0-of-6	5-of-5	15-39
2009-10	0-1-0	0-0-0	0-1-0	1-2	33-36	1-of-6	3-of-4	8-12
2010-11	1-0-0	1-0-0	0-0-0	4-3	23-38	0-of-4	3-of-3	13-15
2011-12	0-1-0	0-0-0	0-1-0	3-4	21-27	1-of-4	0-of-2	4-18
2012-13	DID NOT PLAY							
2013-14	1-2-0	0-2-0	1-0-0	7-8	91-82	6-of-14	11-of-14	69-70
2014-15	1-2-0	0-1-0	1-1-0	8-9	111-104	1-of-10	7-of-9	50-55
2015-16	1-2-0	1-1-0	0-1-0	7-12	106-91	1-of-9	8-of-11	52-45
2016-17	1-2-0	0-1-0	1-1-0	9-11	98-89	3-of-11	7-of-8	41-47
2017-18	2-1-0	2-0-0	0-1-0	11-8	92-78	2-of-9	5-of-5	10-18
2018-19	3-0-0	1-0-0	2-0-0	15-5	105-76	0-of-6	7-of-7	21-19
TOTAL	13-14-2-0	7-6-1-0	6-8-1-0	87-87	897-848	24-of-118	86-of-109	430-486

	OVERALL	AT CBJ	AT OTT
Current Streak:	4-0-0 since 3/17/18	3-0-0 since 11/24/17	2-0-0 since 2/22/19
Last 10 Games:	7-3-0	5-5-0	5-5-0
Last Win:	4/6/19, 6-2 at OTT	12/31/18, 6-3	4/6/19, 6-2
Last Regulation Loss:	12/29/17, 4-5 at OTT	1/19/17, 0-2	12/29/17, 4-5
Most Lopsided Win:	4, 2x (4/6/19 most recent, 6-2 at OTT)	4, 12/10/06 (6-2)	4, 4/6/19 (6-2)
Most Lopsided Loss:	4, 10/14/15 (3-7 at CBJ)	4, 10/14/15 (3-7)	3, 3x (11/19/15 most recent, 0-3)
Last Tie:	12/21/00, 3-3 at CBJ	12/21/00, 3-3	11/4/00, 2-2
Last OT Game:	1/22/17, 7-6 OTW at OTT	12/31/10, 4-3 OTW	1/22/17, 7-6 OTW
OT Record (W-L-T):	3-0-2	1-0-1	2-0-1
Most Goals Scored:	7, 1/22/17 (7-6 OTW at OTT)	6, 2x (12/31/18 most recent, 6-3 W)	7, 1/22/17 (7-6 OTW)
Most Goals Allowed:	7, 10/14/15 (3-7 L at CBJ)	7, 10/14/15 (3-7 L)	6, 1/22/17 (7-6 OTW)
Most Goals, Both Teams:	13, 1/22/17 (7-6 OTW at OTT)	10, 2x, (10/14/15 most recent, 3-7 L)	13, 1/22/17 (7-6 OTW)
Longest Win Streak:	4, 3/17/18 - current	3, 2x, 11/24/17 - current, most recent	2, 2/22/19 - current
Longest Pts. Streak:	4, 3/17/18 - current (4-0-0-0)	3, 2x, 11/24/17 - current, most recent (3-0-0-0)	2, 2/22/19 - current (2-0-0-0)
Longest Pointless Streak:	3, 2x, 1/28/14 - 10/28/14, most recent	4, 11/5/13 - 10/14/15	2, 3x, 3/4/17 - 12/29/17, most recent
Longest Winless Streak:	5, 11/4/00 - 11/13/03 (0-3-2-0)	4, 11/5/13 - 10/14/15 (0-4-0-0)	3, 11/4/00 - 11/13/03 (0-2-1-0)

ALL-TIME RESULTS

2000-01	(0-0-2-0)	2001-02	(0-1-0-0)	2002-03	(0-1-0-0)	2003-04	(0-1-0-0)	2005-06	(0-0-0)	2006-07	(1-0-0)
11/4	CBJ 2, at OTT 2 OT	2/6	OTT 6, at CBJ 4	11/23	at OTT 5, CBJ 2	11/13	at OTT 5, CBJ 2	DID NOT PLAY		12/10	at CBJ 6, OTT 2
12/21	at CBJ 3, OTT 3 OT										
2007-08	(1-0-0)	2008-09	(1-0-0)	2009-10	(0-1-0)	2010-11	(1-0-0)	2011-12	(0-1-0)	2012-13	(0-0-0)
2/21	CBJ 3, at OTT 2 SO	1/30	at CBJ 1, OTT 0	11/26	at OTT 2, CBJ 1	12/31	at CBJ 4, OTT 3 OT	10/22	at OTT 4, CBJ 3	DID NOT PLAY	
2013-14	(1-2-0)	2014-15	(1-2-0)	2015-16	(1-2-0)	2016-17	(1-2-0)	2017-18	(2-1-0)	2018-19	(3-0-0)
11/5	OTT 4, at CBJ 1	10/18	at OTT 3, CBJ 2	10/14	OTT 7, at CBJ 3	1/19	OTT 2, at CBJ 0	11/24	at CBJ 5, OTT 2	12/31	at CBJ 6, OTT 3
11/17	CBJ 4, at OTT 1	10/28	OTT 5, at CBJ 2	11/19	at OTT 3, CBJ 0	1/22	CBJ 7, at OTT 6 OT	12/29	at OTT 5, CBJ 4	2/22	CBJ 3, at OTT 0
1/28	OTT 3, at CBJ 2	2/7	CBJ 4, at OTT 1	2/13	at CBJ 4, OTT 2	3/4	at OTT 3, CBJ 2	3/17	at CBJ 2, OTT 1	4/6	CBJ 6, at OTT 2

SHUTOUTS

CBJ	2	1/30/09, Mason 17 saves (1-0 at CBJ); 2/22/19, Bobrovsky 22 saves (3-0 at OTT)
OTT	2	11/19/16, Anderson 25 saves (0-3 at OTT); 1/19/17, Condon 42 saves (0-2 at CBJ)

HAT TRICKS

CBJ	0	None
OTT	1	11/23/02, Hossa against Labbe (3) (3-5 L at OTT)

PENALTY SHOTS


CBJ	0	None
OTT	3	12/10/06, Schaefer unsuccessful against Leclair (6-2 W at CBJ); 10/18/14, Hoffman unsuccessful against McElhinney (2-3 L at OTT); 11/19/15, Hoffman unsuccessful against McElhinney (1-4 L at OTT)

PHILADELPHIA FLYERS



PHILADELPHIA FLYERS

Wells Fargo Center / 3601 S. Broad St. / Philadelphia, PA 19148
philadelphiaflyers.com / p: 215.465.4500 / @NHLFlyers



CLAUDE GIROUX

DIRECTORY

First Season: 1967-68
Home Ice: Wells Fargo Center
Capacity: 19,543 (opened in 1996)
Playoff Appearances: 39 (most recent, 2017-18)
Stanley Cup Titles: 2 (most recent, 1975)
President and General Manager: Chuck Fletcher
Head Coach: Alain Vigneault
Assistant Coaches:
Michel Therrien, Ian Laperriere, Mike Yeo
Public Relations Contact: Zack Hill

TV Play-By-Play: Jim Jackson
TV Color Analysts: Keith Jones / Bill Clement
Radio Play-By-Play: Tim Saunders
Radio Color Analyst: Steve Coates

2019-20 SCHEDULE

DATE	HOME/AWAY	START (ET)
Oct. 26, 2019	at PHI	7:00 PM
Nov. 27, 2019	at CBJ	7:00 PM
Feb. 18, 2020	at PHI	7:00 PM
Feb. 20, 2020	at CBJ	7:00 PM

2018-19 SEASON

Record: 37-37-8, 82 pts.
Home: 19-18-4, 42 pts.
Away: 18-19-4, 40 pts.
Playoffs: Did not qualify

LEADERS

Points: Claude Giroux, 85
Goals: Sean Couturier, 33
Assists: Claude Giroux, 63
+/-: Claude Giroux, 9
Def. Points: Shayne Gostisbehere, 37
Goaltending: Carter Hart, 16-13-1, 2.83 GAA

2018-19 RESULTS (4-0-0)

DATE	RESULT	ATTN	W/L GOALTENDERS	GWG GOAL
Oct. 18, 2018	at CBJ 6, PHI 3	13,492	Sergei Bobrovsky / Calvin Pickard	Nick Foligno
Dec. 6, 2018	CBJ 4, at PHI 3 (OT)	19,428	Sergei Bobrovsky / Anthony Stolarz	Seth Jones
Dec. 22, 2018	CBJ 4, at PHI 3	19,311	Sergei Bobrovsky / Carter Hart	Artemi Panarin
Feb. 28, 2019	at CBJ 4, PHI 3 (OT)	17,169	Sergei Bobrovsky / Brian Elliott	Seth Jones

GOALS BY PERIOD	1ST	2ND	3RD	OT	TOTAL	SHOTS BY PERIOD	1ST	2ND	3RD	OT	TOTAL
Columbus	5	7	4	2	18	Columbus	44	42	28	3	117
Philadelphia	6	1	5	0	12	Philadelphia	38	38	51	2	129

POWER PLAY	GOALS	ATTEMPTS	PCT	PENALTY KILLING	KILLS	ATTEMPTS	PCT
Columbus	0	12	0.0	Columbus	9	11	81.8
Philadelphia	2	11	18.2	Philadelphia	12	12	100.0

SKATERS

COLUMBUS	GP	G	A	P	+/-	PIM	PP	SH	GW	EN	S	%	PHILADELPHIA	GP	G	A	P	+/-	PIM	PP	SH	GW	EN	S	%
Artemi Panarin	4	2	7	9	7	0	0	0	1	0	11	18.2	Claude Giroux	4	1	5	6	1	0	0	0	0	0	17	5.9
Cam Atkinson	4	4	1	5	5	2	0	0	0	0	16	25.0	Travis Konecny	4	1	4	5	1	0	0	0	0	0	8	12.5
Pierre-Luc Dubois	4	0	4	4	6	4	0	0	0	0	8	0.0	Travis Sanheim	4	4	0	4	0	0	0	0	0	0	6	66.7
Seth Jones	3	3	0	3	5	2	0	0	2	0	8	37.5	Jakub Voracek	4	1	3	4	-6	0	1	0	0	0	12	8.3
Oliver Bjorkstrand	4	1	2	3	2	0	0	0	0	0	6	16.7	Sean Couturier	4	2	1	3	-5	2	1	0	0	0	11	18.2

GOALTENDING

COLUMBUS	GP	MIN	GA	GAA	SO	W	L	OTL	SA	SV%	PHILADELPHIA	GP	MIN	GA	GAA	SO	W	L	OTL	SA	SV%
Sergei Bobrovsky	4	245	12	2.94	0	4	0	0	129	.907	Brian Elliott	1	64	4	3.72	0	0	0	1	40	.900
											Anthony Stolarz	1	60	4	4.02	0	0	0	1	30	.867
											Carter Hart	1	58	4	4.15	0	0	1	0	19	.789
											Calvin Pickard	1	60	6	6.00	0	0	1	0	28	.786

COLUMBUS VS. PHILADELPHIA ALL-TIME

SEASON	W-L-T/O	HOME	AWAY	GF-GA	SF-SA	PP	PK	PIM
2000-01	0-1-0-0	0-1-0-0	0-0-0-0	3-4	26-31	1-of-2	2-of-2	9-9
2001-02	0-0-2-0	0-0-1-0	0-0-1-0	5-5	48-72	2-of-8	10-of-11	34-26
2002-03	0-1-0-0	0-0-0-0	0-1-0-0	0-4	10-29	0-of-3	7-of-7	21-13
2003-04	0-0-1-0	0-0-1-0	0-0-0-0	1-1	20-41	0-of-2	5-of-5	8-4
2005-06	0-1-0	0-1-0	0-0-0	1-3	24-31	1-of-8	5-of-5	12-16
2006-07	0-1-0	0-0-0	0-1-0	2-3	41-22	1-of-6	4-of-5	10-12
2007-08	DID NOT PLAY							
2008-09	1-0-0	1-0-0	0-0-0	3-0	33-20	1-of-6	3-of-3	15-21
2009-10	0-1-0	0-0-0	0-1-0	3-5	28-37	2-of-3	4-of-5	15-11
2010-11	1-0-0	1-0-0	0-0-0	2-1	25-29	1-of-4	2-of-2	6-22
2011-12	0-1-0	0-0-0	0-1-0	2-9	35-33	0-of-2	4-of-5	27-23
2012-13	DID NOT PLAY							
2013-14	3-1-0	2-0-0	1-1-0	17-10	124-140	3-of-17	18-of-19	43-39
2014-15	4-1-0	2-0-0	2-1-0	18-14	142-154	7-of-13	11-of-16	39-33
2015-16	3-1-0	2-0-0	1-1-0	8-11	143-129	2-of-15	12-of-13	69-68
2016-17	3-1-0	2-0-0	1-1-0	10-8	97-112	2-of-8	13-of-15	55-41
2017-18	2-1-1	1-0-1	1-1-0	8-8	121-106	1-of-6	10-of-12	26-14
2018-19	4-0-0	2-0-0	2-0-0	18-12	117-129	0-of-12	9-of-11	39-31
TOTAL	21-11-3-1	13-2-2-1	8-9-1-0	101-98	1,034-1,115	24-of-115	119-of-136	428-383

	OVERALL	AT CBJ	AT PHI
Current Streak:	5-0-0 since 3/15/18	13-0-1 since 12/27/08	3-0-0 since 3/15/18
Last 10 Games:	7-2-1	9-0-1	6-4-0
Last Win:	2/28/19, 4-3 OT at CBJ	2/28/19, 4-3 OT	12/22/18, 4-3
Last Regulation Loss:	2/22/18, 1-2 at PHI	12/13/05, 1-3	2/22/18, 1-2
Most Lopsided Win:	3, 6x (10/18/18 most recent, 6-3 at CBJ)	3, 4x (10/18/18 most recent, 6-3)	3, 2x, (12/5/15 most recent, 4-1)
Most Lopsided Loss:	7, 11/5/11 (2-9 at PHI)	2, 12/13/05 (1-3)	7, 11/5/11 (2-9)
Last Tie:	12/10/03, 1-1 at CBJ	12/10/03, 1-1	10/6/01, 3-3
Last OT Game:	2/28/19, 4-3 OTW at CBJ	2/28/19, 4-3 OTW	12/6/18, 4-3 OTW
OT Record (W-L-T):	8-1-3	7-1-2	1-0-1
Most Goals Scored:	6, 2x (10/18/18 most recent, 6-3 W at CBJ)	6, 2x (10/18/18 most recent, 6-3 W)	5, 3x (3/15/18 most recent, 5-3 W)
Most Goals Allowed:	9, 11/5/11 (2-9 L at PHI)	4, 11/29/00 (3-4 L)	9, 11/5/11 (2-9 L)
Most Goals, Both Teams:	11, 11/5/11 (2-9 L at PHI)	9, 2x (10/18/18 most recent, 6-3 W)	11, 11/5/11 (2-9 L)
Longest Win Streak:	5, 2x, 3/15/18 - current, most recent	11, 12/7/08 - 12/23/17	3, 3/15/18 - current
Longest Pts. Streak:	5, 2x, 3/15/18 - current, most recent (5-0-0-0)	14, 12/7/08 - current (13-0-0-1)	3, 3/15/18 - current (3-0-0-0)
Longest Pointless Streak:	2, 2x, 11/5/11 - 12/19/13 most recent	1, 2x, 12/13/05, most recent	5, 4/1/03 - 12/19/13
Longest Winless Streak:	7, 11/29/00 - 11/24/06 (0-4-3-0)	4, 11/29/00 - 12/13/05 (0-2-2-0)	6, 10/6/01 - 12/19/13 (0-5-1-0)

ALL-TIME RESULTS

2000-01	(0-1-0-0)	2001-02	(0-0-2-0)	2002-03	(0-1-0-0)	2003-04	(0-0-1-0)	2005-06	(0-1-0)	2006-07	(0-1-0)
11/29	PHI 4, at CBJ 3	10/6	CBJ 3, at PHI 3 OT	4/1	at PHI 4, CBJ 0	12/10	at CBJ 1, PHI 1 OT	12/13	PHI 3, at CBJ 1	11/24	at PHI 3, CBJ 2
		10/8	at CBJ 2, PHI 2 OT								
2007-08	(0-0-0)	2008-09	(1-0-0)	2009-10	(0-1-0)	2010-11	(1-0-0)	2011-12	(0-1-0)	2012-13	(0-0-0)
DID NOT PLAY		12/27	at CBJ 3, PHI 0	1/19	at PHI 5, CBJ 3	10/25	at CBJ 2, PHI 1	11/5at PHI 9, CBJ 2	2012-13	DID NOT PLAY	
2013-14	(3-1-0)	2014-15	(4-1-0)	2015-16	(3-1-0)	2016-17	(3-1-0)	2017-18	(2-1-1)	2018-19	(4-0-0)
12/19	at PHI 5, CBJ 4	11/14	CBJ 4, at PHI 3	12/5	CBJ 4, at PHI 1	1/8	at CBJ 2, PHI 1 OT	12/23	at CBJ 2, PHI 1 SO	10/18	at CBJ 6, PHI 3
12/21	at CBJ 6, PHI 3	11/22	at PHI 4, CBJ 2	12/19	at CBJ 3, PHI 2 SO	3/13	CBJ 5, at PHI 3	2/16	PHI 2, at CBJ 1 OT	12/6	CBJ 4, at PHI 3 OT
1/23	at CBJ 5, PHI 2	12/9	at CBJ 3, PHI 2 OT	3/5	at PHI 6, CBJ 0	3/25	at CBJ 1, PHI 0	2/22	at PHI 2, CBJ 1	12/22	CBJ 4, at PHI 3
4/3	CBJ 2, at PHI 0	2/13	at CBJ 4, PHI 3 OT	3/22	at CBJ 3, PHI 2 SO	4/8	at PHI 4, CBJ 2	3/15	CBJ 5, at PHI 3	2/28	at CBJ 4, PHI 3 OT
		2/17	CBJ 5, at PHI 2								

SHUTOUTS

CBJ	3	12/27/08, Mason 20 saves (3-0 at CBJ); 4/3/14, Bobrovsky 37 saves (2-0 at PHI); 3/25/17, Bobrovsky 36 saves (1-0 at CBJ)
PHI	2	4/1/03, Cechmanek 10 saves (0-4 at PHI); 3/5/16, Mason 19 saves (0-6 at PHI)

HAT TRICKS

CBJ	1	3/15/18, Atkinson against Mrazek (2) and EN (5-3 W at PHI)
PHI	0	None

PENALTY SHOTS

CBJ	0	None
PHI	0	None



PITTSBURGH PENGUINS



PITTSBURGH PENGUINS

PPG Paints Arena / 1001 Fifth Ave. / Pittsburgh, PA 15219

pittsburghpenguins.com / p: 412.642.1300 / @penguins



SIDNEY CROSBY

DIRECTORY

First Season: 1967-68

Home Ice: PPG Paints Arena

Capacity: 18,387 (opened in 2010)

Playoff Appearances: 33 (most recent, 2017-18)

Stanley Cup Titles: 5 (most recent, 2017)

EVP and General Manager: Jim Rutherford

Head Coach: Mike Sullivan

Assistant Coaches:

Sergei Gonchar, Jacques Martin, Mark Recchi

Public Relations Contact:

Jennifer Bullano Ridgely

TV Play-By-Play: Steve Mears

TV Color Analyst: Bob Errey

Radio Play-By-Play: Mike Lange / Josh Getzoff

Radio Color Analyst: Phil Bourque

2019-20 SCHEDULE

DATE	HOME/AWAY	START (ET)
Oct. 5, 2019	at PIT	7:00 PM
Nov. 29, 2019	at CBJ	7:00 PM
Dec. 12, 2019	at PIT	7:00 PM
Mar. 12, 2020	at CBJ	7:00 PM

2018-19 SEASON

Record: 44-26-12, 100 pts.

Home: 23-14-4, 50 pts.

Away: 21-12-8, 50 pts.

Playoffs: Lost 4-0 (NYI) in First Round

LEADERS

Points: Sidney Crosby, 100

Goals: Jake Guentzel, 40

Assists: Sidney Crosby, 65

+/-: Brian Dumoulin, 31

Def. Points: Kris Letang, 56

Goaltending: Matt Murray, 29-14-6, 2.69 GAA

2018-19 RESULTS (1-3-0)

DATE	RESULT	ATTN	W/L GOALTENDERS	GW GOAL
Nov. 24, 2018	at PIT 4, CBJ 2	18,602	Casey DeSmith / Joonas Korpisalo	Jake Guentzel
Feb. 26, 2019	PIT 5, at CBJ 2	18,776	Matt Murray / Sergei Bobrovsky	Evgeni Malkin
Mar. 7, 2019	at PIT 3, CBJ 0	18,611	Matt Murray / Joonas Korpisalo	Phil Kessel
Mar. 9, 2019	at CBJ 4, PIT 1	19,146	Sergei Bobrovsky / Matt Murray	Cam Atkinson

GOALS BY PERIOD	1ST	2ND	3RD	OT	TOTAL	SHOTS BY PERIOD	1ST	2ND	3RD	OT	TOTAL
Columbus	2	4	2	-	8	Columbus	37	41	42	-	120
Pittsburgh	6	4	3	-	13	Pittsburgh	35	53	35	-	123

POWER PLAY	GOALS	ATTEMPTS	PCT	PENALTY KILLING	KILLS	ATTEMPTS	PCT
Columbus	1	10	10.0	Columbus	10	11	90.9
Pittsburgh	1	11	9.1	Pittsburgh	9	10	90.0

SKATERS

COLUMBUS	GP	G	A	P	+/-	PIM	PP	SH	GW	EN	S	%	PITTSBURGH	GP	G	A	P	+/-	PIM	PP	SH	GW	EN	S	%
Cam Atkinson	4	4	0	4	-3	0	1	1	1	1	19	21.1	Jake Guentzel	4	4	1	5	2	4	0	0	1	0	8	50.0
Oliver Bjorkstrand	3	2	0	2	0	0	0	0	0	0	6	33.3	Sidney Crosby	4	2	3	5	1	0	0	0	0	2	9	22.2
Scott Harrington	4	1	1	2	-1	4	0	0	0	0	1	100.0	Phil Kessel	4	1	3	4	1	0	1	0	1	0	11	9.1
Boone Jenner	4	1	1	2	-1	6	0	0	0	0	9	11.1	Evgeni Malkin	4	1	3	4	2	0	0	0	1	0	13	7.7
Nick Foligno	4	0	2	2	-2	9	0	0	0	0	6	0.0	Jared McCann	3	2	1	3	1	2	0	0	0	0	6	33.3

GOALTENDING

COLUMBUS	GP	MIN	GA	GAA	SO	W	L	OTL	SA	SV%	PITTSBURGH	GP	MIN	GA	GAA	SO	W	L	OTL	SA	SV%
Sergei Bobrovsky	2	119	5	2.52	0	1	1	0	55	.909	Matt Murray	3	179	5	1.67	0	2	1	0	80	.938
Joonas Korpisalo	2	116	6	3.11	0	0	2	0	66	.909	Casey DeSmith	1	60	2	2.00	0	1	0	0	39	.949

COLUMBUS VS. PITTSBURGH ALL-TIME

SEASON	W-L-T/O	HOME	AWAY	GF-GA	SF-SA	PP	PK	PIM
2000-01	0-1-0-1	0-0-0-1	0-1-0-0	4-8	71-63	1-of-12	8-of-11	49-51
2001-02	1-0-0-1	0-0-0-1	1-0-0-0	7-6	44-69	1-of-7	4-of-6	26-28
2002-03	1-0-0-0	1-0-0-0	0-0-0-0	5-2	34-32	3-of-8	5-of-6	12-16
2003-04	0-1-0-0	0-0-0-0	0-1-0-0	3-5	26-25	1-of-4	3-of-5	15-13
2005-06	1-0-0	1-0-0	0-0-0	6-1	32-29	2-of-6	8-of-8	64-84
2006-07	0-1-0	0-0-0	0-1-0	3-5	39-34	2-of-11	6-of-9	27-41
2007-08	DID NOT PLAY							
2008-09	1-1-0	1-0-0	0-1-0	4-7	62-66	1-of-11	3-of-5	20-32
2009-10	0-0-1	0-0-1	0-0-0	3-3	32-32	1-of-7	5-of-5	12-16
2010-11	1-1-0	0-1-0	1-0-0	6-8	48-68	1-of-7	2-of-6	36-39
2011-12	0-1-0	0-0-0	0-1-0	2-4	24-40	0-of-2	3-of-5	10-4
2012-13	DID NOT PLAY							
2013-14	0-5-0	0-3-0	0-2-0	7-16	155-145	1-of-14	14-of-19	79-59
2014-15	3-1-0	2-0-0	1-1-0	13-12	117-143	2-of-15	12-of-15	80-79
2015-16	2-2-0	1-1-0	1-1-0	8-10	122-120	1-of-13	13-of-17	49-49
2016-17	2-1-1	2-0-0	0-1-1	13-10	137-125	1-of-8	7-of-8	29-29
2017-18	0-1-3	0-1-1	0-0-2	12-16	132-144	2-of-12	6-of-12	51-42
2018-19	1-3-0	1-1-0	0-2-0	8-13	120-123	1-of-10	10-of-11	31-31
TOTAL	13-19-0-7	9-7-0-4	4-12-0-3	104-126	1,195-1,258	21-of-147	109-of-148	590-613

	OVERALL	AT CBJ	AT PIT
Current Streak:	1-0-0 since 3/9/19	1-0-0 since 3/9/19	0-4-3 since 12/21/15
Last 10 Games:	2-5-3	6-3-1	2-5-3
Last Win:	3/9/19, 4-1 at CBJ	3/9/19, 4-1	11/13/15, 2-1
Last Regulation Loss:	3/7/19, 0-3 at PIT	2/26/19, 2-5	3/7/19, 0-3
Most Lopsided Win:	6, 12/22/16 (7-1 at CBJ)	6, 12/22/16 (7-1)	3, 2/8/11 (4-1)
Most Lopsided Loss:	5, 12/4/10 (2-7 at CBJ)	5, 12/4/10 (2-7)	3, 5x (3/7/19 most recent, 0-3)
Last Tie:	None	None	None
Last OT Game:	4/5/18, 4-5 OTL at CBJ	4/5/18, 4-5 OTL	12/27/17, 4-5 SOL
OT Record (W-L-T):	4-7-0	4-4-0	0-3-0
Most Goals Scored:	7, 12/22/16 (7-1 W at CBJ)	7, 12/22/16 (7-1 W)	4, 3x (12/27/17 most recent, 4-5 SOL)
Most Goals Allowed:	7, 12/4/10 (2-7 L at CBJ)	7, 12/4/10 (2-7 L)	5, 6x (12/27/17 most recent, 4-5 SOL)
Most Goals, Both Teams:	9, 3x (4/5/18 most recent, 4-5 OTL at CBJ)	9, 2x (4/5/18 most recent, 4-5 OTL)	9, 12/27/17 (4-5 SOL)
Longest Win Streak:	3, 4/4/15 - 11/27/15	3, 2x, 12/13/14 - 11/27/15, most recent	1, 4x, 11/13/15, most recent
Longest Pts. Streak:	4, 2/17/01 - 12/31/02 (2-0-0-2)	6, 2/17/01 - 10/30/09 (3-0-0-3)	2, 12/21/17 - 12/27/17 (0-0-0-2)
Longest Pointless Streak:	6, 2/26/12 - 3/28/14	4, 12/4/10 - 3/28/14	3, 2x, 2/26/12 - 12/9/13 most recent
Longest Winless Streak:	8, 4/4/17 - 3/7/19 (0-5-0-3)	5, 10/30/09 - 3/28/14 (0-4-0-1)	7, 12/21/15 - current (0-4-0-3)

ALL-TIME RESULTS

2000-01	(0-1-0-1)	2001-02	(1-0-0-1)	2002-03	(1-0-0-0)	2003-04	(1-0-0-0)	2005-06	(1-0-0)	2006-07	(0-1-0)
10/21	at PIT 5, CBJ 2	2/28	PIT 4, at CBJ 3 OT	12/31	at CBJ 5, PIT 2	12/13	at PIT 5, CBJ 3	1/11	at CBJ 6, PIT 1	10/21	at PIT 5, CBJ 3
2/17	PIT 3, at CBJ 2 OT	3/11	CBJ 4, at PIT 2								
2007-08	(0-0-0)	2008-09	(1-1-0)	2009-10	(0-0-1)	2010-11	(1-1-0)	2011-12	(0-1-0)	2012-13	(0-0-0)
DID NOT PLAY		2/6	at PIT 4, CBJ 1	10/30	PIT 4, at CBJ 3 SO	12/4	PIT 7, at CBJ 2	2/26	at PIT 4, CBJ 2	DID NOT PLAY	
		3/12	at CBJ 4, PIT 3 SO			2/8	CBJ 4, at PIT 1				
2013-14	(0-5-0)	2014-15	(3-1-0)	2015-16	(2-2-0)	2016-17	(2-1-1)	2017-18	(0-1-3)	2018-19	(1-3-0)
11/1	at PIT 4, CBJ 2	12/13	at CBJ 4, PIT 3 SO	11/13	CBJ 2, at PIT 1	12/22	at CBJ 7, PIT 1	12/21	at PIT 3, CBJ 2 SO	11/24	at PIT 4, CBJ 2
11/2	PIT 3, at CBJ 0	2/19	CBJ 2, at PIT 1	11/27	at CBJ 2, PIT 1 OT	2/3	at PIT 4, CBJ 3 OT	12/27	at PIT 5, CBJ 4 SO	2/26	PIT 5, at CBJ 2
12/9	at PIT 2, CBJ 1	3/1	at PIT 5, CBJ 3	12/21	at PIT 5, CBJ 2	2/17	at CBJ 2, PIT 1 OT	2/18	PIT 5, at CBJ 2	3/7	at PIT 3, CBJ 0
12/29	PIT 5, at CBJ 3	4/4	at CBJ 5, PIT 3	3/11	PIT 3, at CBJ 2	4/4	at PIT 4, CBJ 1	4/5	PIT 5, at CBJ 4 OT	3/9	at CBJ 4, PIT 1
3/28	PIT 2, at CBJ 1										

SHUTOUTS

CBJ	0	None
PIT	2	11/2/13, Zatkoff 19 saves (0-3 at CBJ); 3/7/19, Murray 25 saves (0-3 at PIT)

HAT TRICKS

CBJ	2	4/4/15, Foligno against Fleury (2) and 1 EN (5-3 W at CBJ); 12/22/16, Hartnell against Murray (2) and Fleury (1) (7-1 W at CBJ)
PIT	2	12/29/13, Neal against McElhinney (3) (3-5 L at CBJ); 11/24/18, Guentzel against Korpisalo (3) (2-4 L at PIT)

PENALTY SHOTS

CBJ	1	12/13/14, Jenner goal against Greiss (4-3 SOW at CBJ)
PIT	1	10/21/06, Staal goal against Norrena (3-5 L at PIT)



SAN JOSE SHARKS

SAP Center at San Jose / 525 W. Santa Clara St. / San Jose, CA 95113

sanjoshesharks.com / p: 408.287.7070 / @SanJoseSharks



BRENT BURNS

DIRECTORY

First Season: 1991-92

Home Ice: SAP Center at San Jose

Capacity: 17,562 (opened in 1993)

Playoff Appearances: 21 (most recent, 2018-19)

Stanley Cup Titles: None

General Manager: Doug Wilson

Head Coach: Peter DeBoer

Assistant Coaches: Dave Barr, Bob Boughner,
Johan Hedberg, Steve Spott

Public Relations Contact: Scott Emmert

TV Play-By-Play: Randy Hahn

TV Color Analyst: Jamie Baker

Radio Play-By-Play: Dan Rusanowsky

Radio Color Analyst: Bret Hedican

2019-20 SCHEDULE

DATE	HOME/AWAY	START (ET)
Jan. 4, 2020	at CBJ	1:00 PM
Jan. 9, 2020	at SJS	10:30 PM

2018-19 SEASON

Record: 46-27-9, 101 pts.

Home: 25-11-5, 55 pts.

Away: 21-16-4, 46 pts.

Playoffs: Lost 4-3 (STL) in West Finals

LEADERS

Points: Brent Burns, 83

Goals: Joe Pavelski, 38

Assists: Brent Burns, 67

+/-: Brenden Dillon, 19

Def. Points: Brent Burns, 83

Goaltending: Martin Jones, 36-19-5, 2.94 GAA

2018-19 RESULTS (2-0-0)

DATE	RESULT	ATTN	W/L GOALTENDERS	GW GOAL
Nov. 1, 2018	CBJ 4, at SJS 1	15,879	Sergei Bobrovsky / Aaron Dell	Seth Jones
Feb. 23, 2019	at CBJ 4, SJS 0	19,025	Sergei Bobrovsky / Martin Jones	Boone Jenner

GOALS BY PERIOD	1ST	2ND	3RD	OT	TOTAL	SHOTS BY PERIOD	1ST	2ND	3RD	OT	TOTAL
Columbus	2	4	2	-	8	Columbus	18	19	16	-	53
San Jose	1	0	0	-	1	San Jose	19	19	33	-	71

POWER PLAY	GOALS	ATTEMPTS	PCT	PENALTY KILLING	KILLS	ATTEMPTS	PCT
Columbus	1	3	33.3	Columbus	5	5	100.0
San Jose	0	5	0.0	San Jose	2	3	66.7

SKATERS

COLUMBUS	GP	G	A	P	+/-	PIM	PP	SH	GW	EN	S	%	SAN JOSE	GP	G	A	P	+/-	PIM	PP	SH	GW	EN	S	%
Josh Anderson	2	1	1	2	3	0	0	1	0	1	5	20.0	Kevin Labanc	2	1	0	1	-2	0	0	0	0	0	4	25.0
Cam Atkinson	2	1	1	2	0	0	1	0	0	0	7	14.3	Logan Couture	2	0	1	1	0	0	0	0	0	0	3	0.0
Anthony Duclair	2	1	1	2	3	2	0	0	0	0	4	25.0	Marc-Edouard Vlasic	2	0	1	1	-1	0	0	0	0	0	4	0.0
Matt Duchene	1	1	1	2	1	0	0	0	0	0	1	100.0	Justin Braun	2	0	0	0	0	0	0	0	0	0	3	0.0
Pierre-Luc Dubois	2	1	0	1	0	0	0	0	0	0	4	25.0	Brent Burns	2	0	0	0	-4	0	0	0	0	0	4	0.0

GOALTENDING

COLUMBUS	GP	MIN	GA	GAA	SO	W	L	OTL	SA	SV%	SAN JOSE	GP	MIN	GA	GAA	SO	W	L	OTL	SA	SV%
Sergei Bobrovsky	2	120	1	0.50	1	2	0	0	71	.986	Aaron Dell	2	69	3	2.60	0	0	1	0	29	.897
											Martin Jones	1	49	4	4.89	0	0	1	0	23	.826



COLUMBUS VS. SAN JOSE ALL-TIME

SEASON	W-L-T/O	HOME	AWAY	GF-GA	SF-SA	PP	PK	PIM
2000-01	1-2-0-1	1-1-0-0	0-1-0-1	9-10	110-125	2-of-23	17-of-20	54-58
2001-02	1-3-0-0	1-1-0-0	0-2-0-0	11-19	109-107	6-of-22	9-of-16	67-69
2002-03	1-3-0-0	1-1-0-0	0-2-0-0	7-14	111-136	3-of-21	16-of-20	105-86
2003-04	1-2-0-1	0-1-0-1	1-1-0-0	6-9	101-153	2-of-17	14-of-15	50-52
2005-06	2-2-0	2-0-0	0-2-0	12-12	106-130	4-of-19	22-of-25	54-46
2006-07	1-3-0	1-1-0	0-2-0	5-11	96-118	3-of-22	20-of-27	72-62
2007-08	1-2-1	1-1-0	0-1-1	7-10	92-90	2-of-14	12-of-15	46-44
2008-09	2-2-0	2-0-0	0-2-0	9-11	116-125	2-of-12	14-of-18	58-46
2009-10	1-2-1	1-0-1	0-2-0	9-10	98-150	2-of-12	15-of-17	61-61
2010-11	2-2-0	0-2-0	2-0-0	10-8	128-130	5-of-19	18-of-22	63-57
2011-12	1-3-0	1-1-0	0-2-0	8-13	115-156	3-of-10	13-of-17	91-91
2012-13	3-0-0	2-0-0	1-0-0	14-5	88-92	3-of-8	4-of-6	26-28
2013-14	0-1-1	0-0-1	0-1-0	5-6	59-74	0-of-7	7-of-8	16-14
2014-15	2-0-0	1-0-0	1-0-0	7-5	56-74	2-of-8	7-of-8	21-21
2015-16	1-1-0	0-1-0	1-0-0	8-7	55-72	1-of-5	8-of-9	41-25
2016-17	0-2-0	0-1-0	0-1-0	3-6	53-67	1-of-5	4-of-7	14-10
2017-18	1-1-0	0-1-0	1-0-0	5-5	57-63	0-of-3	5-of-7	16-8
2018-19	2-0-0	1-0-0	1-0-0	8-1	53-71	1-of-3	5-of-5	12-8
TOTAL	23-31-0-5	15-12-0-3	8-19-0-2	143-162	1,603-1,933	42-of-230	210-of-262	867-786

	OVERALL	AT CBJ	AT SJS
Current Streak:	3-0-0 since 3/4/18	1-0-0 since 2/23/19	2-0-0 since 3/4/18
Last 10 Games:	6-4-0	5-4-1	6-4-0
Last Win:	2/23/19, 4-0 at CBJ	2/23/19, 4-0	11/1/18, 4-1
Last Regulation Loss:	2/2/18, 1-3 at CBJ	2/2/18, 1-3	10/27/16, 1-3
Most Lopsided Win:	4, 4x (2/23/19 most recent, 4-0 at CBJ)	4, 4x (2/23/19 most recent, 4-0)	3, 3x (11/1/18 most recent, 4-1)
Most Lopsided Loss:	8, 3/30/02 (2-10 at SJS)	3, 10/23/06 (0-3)	8, 3/30/02 (2-10)
Last Tie:	None	None	None
Last OT Game:	3/13/14, 3-4 SOL at CBJ	3/13/14, 3-4 SOL	10/9/10, 3-2 OTW
OT Record (W-L-T):	4-5-0	2-3-0	2-2-0
Most Goals Scored:	6, 3x (2/11/13 most recent, 6-2 W at CBJ)	6, 3x (2/11/13 most recent, 6-2 W)	5, 2x (11/3/15 most recent, 5-2 W)
Most Goals Allowed:	10, 3/30/02 (2-10 L at SJS)	5, 3x (11/22/15 most recent, 3-5 L)	10, 3/30/02 (2-10 L)
Most Goals, Both Teams:	12, 3/30/02 (2-10 L at SJS)	9, 2x (2/21/12 most recent, 6-3 W)	12, 3/30/02 (2-10 L)
Longest Win Streak:	4, 2/21/12 - 4/21/13	3, 2/21/12 - 4/9/13	2, 3x, 3/4/18 - current, most recent
Longest Pts. Streak:	4, 2x, 3/13/14 - 11/3/15 (3-0-0-1)	5, 2/21/12 - 11/15/14 (4-0-0-1)	2, 3x, 3/4/18 - current, most recent (2-0-0-0)
Longest Pointless Streak:	4, 3x, 11/22/15 - 2/2/18, most recent	3, 2x, 11/22/15 - 2/2/18, most recent	6, 2/23/04 - 1/5/08
Longest Winless Streak:	5, 1/5/08 - 12/4/08 (0-4-0-1)	3, 2x (11/22/15 - 2/2/18, most recent (0-3-0-0))	11, 2/23/04 - 3/6/10 (0-10-0-1)

ALL-TIME RESULTS

2000-01	(1-2-0-1)	2001-02	(1-3-0-0)	2002-03	(1-3-0-0)	2003-04	(1-2-0-1)	2005-06	(2-2-0)	2006-07	(1-3-0)
10/25	SJS 3, at CBJ 1	10/27	at SJS 2, CBJ 0	10/25	SJS 5, at CBJ 4	12/31	SJS 1, at CBJ 0	10/12	at SJS 4, CBJ 1	10/23	SJS 3, at CBJ 0
11/9	at CBJ 5, SJS 2	1/24	at CBJ 6, SJS 2	12/6	at SJS 3, CBJ 2	1/8	CBJ 3, at SJS 2 OT	10/21	at CBJ 4, SJS 1	1/6	at SJS 5, CBJ 2
12/14	at SJS 2, CBJ 1	3/30	at SJS 10, CBJ 2	2/12	at CBJ 1, SJS 0	2/14	SJS 2, at CBJ 1 OT	1/5	at SJS 6, CBJ 3	2/16	at CBJ 3, SJS 0
2/20	at SJS 3, CBJ 2 OT	4/10	SJS 5, at CBJ 3	2/21	at SJS 6, CBJ 0	2/23	at SJS 4, CBJ 2	3/28	at CBJ 4, SJS 1	3/16	at SJS 3, CBJ 0
2007-08	(1-2-1)	2008-09	(2-2-0)	2009-10	(1-2-1)	2010-11	(2-2-0)	2011-12	(1-3-0)	2012-13	(3-0-0)
10/27	at CBJ 2, SJS 1	10/14	at SJS 5, CBJ 2	10/8	at SJS 6, CBJ 3	*10/8	SJS 3, at CBJ 2	1/5	at SJS 2, CBJ 1	2/11	at CBJ 6, SJS 2
1/5	at SJS 3, CBJ 2	12/4	at SJS 3, CBJ 2	11/4	SJS 3, at CBJ 2 SO	*10/9	CBJ 3, at SJS 2 OT	1/14	SJS 2, at CBJ 1	4/9	at CBJ 4, SJS 0
2/8	at SJS 2, CBJ 1 OT	12/17	at CBJ 2, SJS 1 OT	2/10	at CBJ 3, SJS 0	11/20	CBJ 3, at SJS 0	1/31	at SJS 6, CBJ 0	4/21	CBJ 4, at SJS 3
2/27	SJS 4, at CBJ 2	2/7	at CBJ 3, SJS 2 OT	3/6	at SJS 2, CBJ 1	2/9	SJS 3, at CBJ 2	2/21	at CBJ 6, SJS 3		
2013-14	(0-1-1)	2014-15	(2-0-0)	2015-16	(1-1-0)	2016-17	(0-2-0)	2017-18	(1-1-0)	2018-19	(2-0-0)
2/7	at SJS 3, CBJ 2	10/23	CBJ 5, at SJS 4	11/3	CBJ 5, at SJS 2	10/15	SJS 3, at CBJ 2	2/2	SJS 3, at CBJ 1	11/1	CBJ 4, at SJS 1
3/13	SJS 4 at CBJ 3 SO	11/15	at CBJ 2, SJS 1	11/22	SJS 5, at CBJ 3	10/27	at SJS 3, CBJ 1	3/4	CBJ 4, at SJS 2	2/23	at CBJ 4, at SJS 0

SHUTOUTS

CBJ	6	2/12/03, Denis 38 saves (1-0 at CBJ); 2/16/07, Norrena 29 saves (3-0 at CBJ); 2/10/10, Mason 40 saves (3-0 at CBJ); 11/20/10, Garon 35 saves (3-0 at SJS); 4/9/13, Bobrovsky 30 saves (4-0 at CBJ); 2/23/19, Bobrovsky 26 saves (4-0 at CBJ)
SJ	6	10/27/01, Nabokov 16 saves (0-2 at SJS); 2/21/03, Nabokov 29 saves (0-6 at SJS); 12/31/03, Nabokov 26 saves (0-1 at CBJ); 10/23/06, Toskala 23 saves (0-3 at CBJ); 3/16/07, Toskala 35 saves (0-3 at SJS); 1/31/12, Niemi 30 saves (0-6 at SJS)

HAT TRICKS

CBJ	3	1/24/02, Knutsen against Nabokov (2) and Kiprusoff (1) (6-2 W at CBJ); 11/20/10, Nash against Nittymaki (2) and 1 EN (3-0 W at SJS); 2/21/12, Carter against Niemi (2) and Greiss (1) (6-3 W at CBJ)
SJ	3	1/5/06, Cheechoo against Denis (3) (3-6 L at SJS); 1/6/07, Clowe against Norrena (3) (2-5 L at SJS); 10/8/09, Heatley against Mason (2) and Garon (1) (3-6 L at SJS)

PENALTY SHOTS

CBJ	2	11/9/00, Kron unsuccessful against Shields (5-2 W at CBJ); 2/8/08, Nash unsuccessful against Nabokov (1-2 OTL at SJS)
SJ	2	2/23/04, Cheechoo goal against Leclaire (2-4 L at SJS); 10/8/09, Heatley goal against Garon (3-6 L at SJS)

ST. LOUIS BLUES



ST. LOUIS BLUES

Enterprise Center / 1401 Clark Ave. at Brett Hull Way / St. Louis, MO 63103
stlouisblues.com / p: 314.622.2500 / @StLouisBlues



RYAN O'REILLY

DIRECTORY

First Season: 1967-68
Home Ice: Enterprise Center
Capacity: 18,724 (opened in 1994)
Playoff Appearances: 42 (most recent, 2018-19)
Stanley Cup Titles: 1 (2018-19)
Pres. of Hockey Ops. & GM: Doug Armstrong
Head Coach: Craig Berube
Assistant Coaches:
Mike Van Ryn, Steve Ott, Marc Savard
Public Relations Contact: Mike Caruso

TV Play-By-Play: John Kelly
TV Color Analyst: Darren Pang / Bernie Federko
Radio Play-By-Play: Chris Kerber
Radio Color Analyst: Joey Vitale

2019-20 SCHEDULE

DATE	HOME/AWAY	START (ET)
Nov. 1, 2019	at STL	8:00 PM
Nov. 15, 2019	at CBJ	7:00 PM

2018-19 SEASON

Record: 45-28-9, 99 pts.
Home: 24-15-2, 50 pts.
Away: 21-13-7, 49 pts.
Playoffs: Won 4-3 (BOS) in Stanley Cup Final

LEADERS

Points: Ryan O'Reilly, 77
Goals: Vladimir Tarasenko, 33
Assists: Ryan O'Reilly, 49
+/-: Ryan O'Reilly, 22
Def. Points: Alex Pietrangolo, 41
Goaltending: Jordan Binnington, 24-5-1, 1.89 GAA

2018-19 RESULTS (1-1-0)

DATE	RESULT	ATTN	W/L GOALTENDERS	GW GOAL
Oct. 25, 2018	CBJ 7, at STL 4	17,068	Joonas Korpisalo / Chad Johnson	Josh Anderson
Feb. 2, 2019	STL 4, at CBJ 2	18,681	Jordan Binnington / Joonas Korpisalo	Vladimir Tarasenko

GOALS BY PERIOD	1ST	2ND	3RD	OT	TOTAL	SHOTS BY PERIOD	1ST	2ND	3RD	OT	TOTAL
Columbus	1	3	5	-	9	Columbus	19	18	15	-	52
St. Louis	4	1	3	-	8	St. Louis	18	23	29	-	70

POWER PLAY	GOALS	ATTEMPTS	PCT	PENALTY KILLING	KILLS	ATTEMPTS	PCT
Columbus	2	5	40.0	Columbus	4	5	80.0
St. Louis	1	5	20.0	St. Louis	3	5	60.0

SKATERS

COLUMBUS	GP	G	A	P	+/-	PIM	PP	SH	GW	EN	S	%	ST. LOUIS	GP	G	A	P	+/-	PIM	PP	SH	GW	EN	S	%
Artemi Panarin	2	0	5	5	2	0	0	0	0	0	5	0.0	Vladimir Tarasenko	2	2	2	4	1	0	1	0	1	0	9	22.2
Anthony Duclair	2	2	0	2	-1	0	1	0	0	0	6	33.3	Brayden Schenn	2	0	4	4	3	0	0	0	0	0	3	0.0
Boone Jenner	1	2	0	2	0	0	1	0	0	0	5	40.0	Ryan O'Reilly	2	1	2	3	3	0	0	0	0	0	8	12.5
Josh Anderson	2	1	1	2	0	6	0	0	1	0	4	25.0	Zach Sanford	2	1	0	1	0	0	0	0	0	0	4	25.0
Oliver Bjorkstrand	2	1	1	2	1	0	0	0	0	0	3	33.3	Jaden Schwartz	2	1	0	1	0	2	0	0	0	0	8	12.5

GOALTENDING

COLUMBUS	GP	MIN	GA	GAA	SO	W	L	OTL	SA	SV%	ST. LOUIS	GP	MIN	GA	GAA	SO	W	L	OTL	SA	SV%
Joonas Korpisalo	2	119	7	3.54	0	1	1	0	69	.899	Jordan Binnington	1	60	2	2.00	0	1	0	0	20	.900
											Chad Johnson	1	31	3	5.80	0	0	1	0	11	.727
											Jake Allen	1	29	4	8.29	0	0	0	0	21	.810

COLUMBUS VS. ST. LOUIS ALL-TIME

SEASON	W-L-T/O	HOME	AWAY	GF-GA	SF-SA	PP	PK	PIM
2000-01	1-2-2-0	1-0-1-0	0-2-1-0	7-14	110-172	3-of-24	20-of-24	63-63
2001-02	1-3-1-0	1-1-1-0	0-2-0-0	12-16	108-161	3-of-24	13-of-16	54-72
2002-03	2-3-0-0	1-1-0-0	1-2-0-0	12-22	127-159	5-of-26	21-of-28	97-93
2003-04	1-3-0-2	1-1-0-1	0-2-0-1	14-19	162-190	6-of-30	18-of-25	74-84
2005-06	5-2-1	3-1-0	2-1-1	21-19	220-251	5-of-38	48-of-55	190-138
2006-07	4-1-3	1-1-2	3-0-1	29-19	211-211	9-of-37	38-of-45	127-127
2007-08	3-5-0	3-1-0	0-4-0	17-25	218-213	4-of-31	26-of-34	165-153
2008-09	1-4-1	1-2-0	0-2-1	14-23	150-153	3-of-20	27-of-35	105-80
2009-10	3-2-1	2-1-0	1-1-1	15-17	156-181	4-of-31	17-of-25	95-94
2010-11	2-2-2	1-1-1	1-1-1	22-21	167-170	4-of-26	8-of-15	128-166
2011-12	2-4-0	1-2-0	1-2-0	14-17	178-186	4-of-32	19-of-22	104-146
2012-13	1-3-0	1-1-0	0-2-0	7-10	91-99	1-of-11	13-of-16	82-74
2013-14	0-1-1	0-0-1	0-1-0	5-10	57-68	1-of-8	3-of-4	22-30
2014-15	2-0-0	1-0-0	1-0-0	11-3	50-64	1-of-2	8-of-10	21-9
2015-16	1-1-0	1-0-0	0-1-0	4-4	62-52	0-of-5	4-of-5	10-8
2016-17	1-0-1	1-0-0	0-0-1	9-6	51-67	1-of-5	5-of-9	33-25
2017-18	0-2-0	0-1-0	0-1-0	2-6	71-70	0-of-5	5-of-5	12-10
2018-19	1-1-0	0-1-0	1-0-0	9-8	52-70	2-of-5	4-of-5	14-14
TOTAL	31-39-3-12	20-15-2-5	11-24-1-7	224-259	2,241-2,537	56-of-360	297-of-378	1,396-1,386

	OVERALL	AT CBJ	AT STL
Current Streak:	0-1-0 since 2/2/19	0-2-0 since 3/24/18	1-0-0 since 10/25/18
Last 10 Games:	5-4-1	5-4-1	3-6-1
Last Win:	10/25/18, 7-4 at STL	11/12/16, 8-4	10/25/18, 7-4
Last Regulation Loss:	2/2/19, 2-4 at CBJ	2/2/19, 2-4	10/28/17, 1-4
Most Lopsided Win:	7, 11/10/10 (8-1 at CBJ)	7, 11/10/10 (8-1)	4, 12/9/06 (5-1)
Most Lopsided Loss:	6, 10/17/02 (1-7 at STL)	5, 2x (4/3/11 most recent, 1-6)	6, 10/17/02 (1-7)
Last Tie:	10/4/01, 3-3 at CBJ	10/4/01, 3-3	2/1/01, 2-2
Last OT Game:	11/5/16, 1-2 OTL at STL	12/14/13, 3-4 OTL	11/5/16, 1-2 OTL
OT Record (W-L-T):	3-12-3	2-5-2	1-7-1
Most Goals Scored:	8, 2x (11/12/16 most recent, 8-1 W at CBJ)	8, 2x, (11/12/16 most recent, 8-4 W)	7, 10/25/18 (7-4 W)
Most Goals Allowed:	7, 10/17/02 (1-7 L at STL)	6, 2x (4/3/11 most recent, 1-6 L)	7, 10/17/02 (1-7 L)
Most Goals, Both Teams:	12, 11/12/16 (8-4 W at CBJ)	12, 11/12/16 (8-4 W)	11, 10/25/18 (7-4 W)
Longest Win Streak:	4, 3/25/07 - 11/4/07	4, 3/25/07 - 1/11/08	3, 3/31/06 - 12/9/06
Longest Pts. Streak:	8, 1/20/06 - 1/9/07 (5-0-0-3)	5, 4/12/13 - 11/12/16, (4-0-0-1)	6, 3/13/06 - 3/27/07 (4-0-0-2)
Longest Pointless Streak:	5, 2/17/08 - 2/3/09	2, 4x, 3/24/18 - current, most recent	5, 11/16/07 - 1/3/09
Longest Winless Streak:	6, 12/28/02 - 1/15/04 (0-4-0-2)	3, 3x, 3/9/11 - 11/27/11, most recent (0-2-0-1)	8, 11/16/07 - 1/12/10 (0-7-0-1)

ALL-TIME RESULTS

2000-01	(1-2-2-0)	2001-02	(1-3-1-0)	2002-03	(2-3-0-0)	2003-04	(1-3-0-2)	2005-06	(5-2-1)	2006-07	(4-1-3)
12/26	at STL 5, CBJ 0	10/4	at CBJ 3, STL 3 OT	10/17	at STL 7, CBJ 1	12/12	STL 3, at CBJ 2 OT	11/9	at CBJ 3, STL 1	11/9	CBJ 4, at STL 2
2/1	CBJ 2, at STL 2 OT	11/13	at CBJ 3, STL 2 OT	11/7	CBJ 5, at STL 2	12/16	at STL 2, CBJ 1 OT	11/16	STL 2, at CBJ 0	11/22	STL 4, at CBJ 3 SO
2/6	at CBJ 2, STL 2 OT	11/29	STL 3, at CBJ 1	11/20	at CBJ 3, STL 2	12/29	STL 3, at CBJ 2	11/26	CBJ 4, at STL 3	12/9	CBJ 5, at STL 1
4/1	at CBJ 2, STL 1	12/1	at STL 4, CBJ 3	12/28	STL 6, at CBJ 1	1/15	at STL 5, CBJ 3	12/1	at STL 4, CBJ 1	1/9	STL 4, at CBJ 3 SO
4/5	at STL 4, CBJ 1	1/3	at STL 4, CBJ 2	12/29	at STL 5, CBJ 2	1/21	at CBJ 3, STL 1	1/20	at CBJ 4, STL 3 SO	2/14	STL 4, at CBJ 2
						3/13	at STL 5, CBJ 3	3/13	at STL 3, CBJ 2 OT	2/20	at STL 5, CBJ 4 SO
								3/31	CBJ 4, at STL 2	3/25	at CBJ 4, STL 1
								4/13	at CBJ 4, STL 1	3/27	CBJ 4, at STL 1
2007-08	(3-5-0)	2008-09	(1-4-1)	2009-10	(3-2-1)	2010-11	(2-2-2)	2011-12	(2-4-0)	2012-13	(1-3-0)
10/25	at CBJ 3, STL 0	1/3	at STL 5, CBJ 2	11/30	at CBJ 5, STL 2	11/10	at CBJ 8, STL 1	11/27	STL 2, at CBJ 1	1/31	STL 4, at CBJ 1
11/4	at CBJ 3, STL 0	2/3	STL 4, at CBJ 2	1/12	at STL 4, CBJ 1	12/9	at STL 4, CBJ 1	12/18	at STL 6, CBJ 4	2/23	at STL 2, CBJ 1
11/16	at STL 3, CBJ 2	2/18	at CBJ 4, STL 3	1/18	at CBJ 4, STL 2	1/22	CBJ 5, at STL 2	2/14	at CBJ 2, STL 1	4/5	at STL 3, CBJ 1
1/8	at STL 6, CBJ 1	3/28	at STL 4, CBJ 3 SO	1/30	CBJ 3, at STL 2 OT	3/7	at STL 5, CBJ 4 SO	3/10	at STL 4, CBJ 1	4/12	at CBJ 4, STL 1
1/11	at CBJ 6, STL 4	3/29	STL 5, at CBJ 2	3/13	STL 5, at CBJ 1	3/9	STL 4, at CBJ 3 OT	3/11	STL 2, at CBJ 1		
2/17	at STL 5, CBJ 1	4/10	at STL 3, CBJ 1	4/5	at STL 2, CBJ 1 OT	4/3	STL 6, at CBJ 1	3/31	CBJ 5, at STL 2		
4/5	at STL 3, CBJ 0										
4/6	STL 4, at CBJ 1										
2013-14	(0-1-1)	2014-15	(2-0-0)	2015-16	(1-1-0)	2016-17	(1-0-1)	2017-18	(0-2-0)	2018-19	(1-1-0)
12/14	STL 4, at CBJ 3 OT	2/6	at CBJ 7, STL 1	11/17	at CBJ 3, STL 1	11/5	at STL 2, CBJ 1 OT	10/28	at STL 4, CBJ 1	10/25	CBJ 7, at STL 4
1/4	at STL 6, CBJ 2	3/28	CBJ 4, at STL 2	11/28	at STL 3, CBJ 1	11/12	at CBJ 8, STL 4	3/24	STL 2, at CBJ 1	2/2	STL 4, at CBJ 2

SHUTOUTS

CBJ	2	10/25/07, Leclaire 36 saves (3-0 at CBJ); 11/4/07, Leclaire 21 saves (3-0 at CBJ)
STL	3	12/26/00, Johnson 24 saves (0-5 at STL); 11/16/05, Sanford 36 saves (0-2 at CBJ); 4/5/08, Legace 25 saves (0-3 at STL)

HAT TRICKS

CBJ	1	11/30/09, Umberger against Mason (2) and 1 EN (5-2 W at CBJ)
STL	0	None

PENALTY SHOTS

CBJ	0	None
STL	1	12/16/03, Demitra unsuccessful against Denis (1-2 OTL at STL)


TAMPA BAY LIGHTNING



TAMPA BAY LIGHTNING

Amalie Arena / 401 Channelside Dr. / Tampa, FL 33602

tampabaylightning.com / p: 813.301.6500 / @TBLightning



NIKITA KUCHEROV

DIRECTORY

First Season: 1992-93

Home Ice: Amalie Arena

Capacity: 19,092 (opened in 1995)

Playoff Appearances: 11 (most recent, 2018-19)

Stanley Cup Titles: 1 (2004)

Chairman and Governor: Jeff Vinik

VP and General Manager: Julien Brisebois

Head Coach: Jon Cooper

Assistant Coaches:

Todd Richards, Jeff Halpern, Derek Lalonde

Public Relations Contact: Brian Breseman

TV Play-By-Play: Rick Peckham

TV Color Analyst: Brian Engblom

Radio Play-By-Play: Dave Mishkin

Radio Color Analyst: Phil Esposito

2019-20 SCHEDULE

DATE	HOME/AWAY	START (ET)
Feb. 10, 2020	at CBJ	7:30 PM
Mar. 27, 2020	at TBL	7:00 PM
Apr. 2, 2020	at CBJ	7:00 PM

2018-19 SEASON

Record: 62-16-4, 128 pts.

Home: 32-7-2, 66 pts.

Away: 30-9-2, 62 pts.

Playoffs: Lost 4-0 (CBJ) in First Round

LEADERS

Points: Nikita Kucherov, 128

Goals: Steven Stamkos, 45

Assists: Nikita Kucherov, 87

+/-: Ryan McDonagh, 38

Def. Points: Victor Hedman, 54

Goaltending: Andrei Vasilevskiy, 39-10-4, 2.40 GAA

2018-19 RESULTS (0-3-0)

DATE	RESULT	ATTN	W/L GOALTENDERS	GW GOAL
Oct. 13, 2018	at TBL 8, CBJ 2	19,092	Andrei Vasilevskiy / Sergei Bobrovsky	Yanni Gourde
Jan. 8, 2019	at TBL 4, CBJ 0	19,092	Andrei Vasilevskiy / Sergei Bobrovsky	Mathieu Joseph
Feb. 18, 2019	TBL 5, at CBJ 1	16,411	Andrei Vasilevskiy / Joonas Korpisalo	Nikita Kucherov

GOALS BY PERIOD	1ST	2ND	3RD	OT	TOTAL	SHOTS BY PERIOD	1ST	2ND	3RD	OT	TOTAL
Columbus	0	2	1	-	3	Columbus	36	42	25	-	103
Tampa Bay	7	2	8	-	17	Tampa Bay	30	16	27	-	73

POWER PLAY	GOALS	ATTEMPTS	PCT	PENALTY KILLING	KILLS	ATTEMPTS	PCT
Columbus	0	10	0.0	Columbus	5	11	45.5
Tampa Bay	6	11	54.5	Tampa Bay	10	10	100.0

SKATERS

COLUMBUS	GP	G	A	P	+/-	PIM	PP	SH	GW	EN	S	%	TAMPA BAY	GP	G	A	P	+/-	PIM	PP	SH	GW	EN	S	%
Josh Anderson	3	1	0	1	-1	4	0	0	0	0	6	16.7	Brayden Point	3	6	3	9	8	2	2	0	0	0	7	85.7
Oliver Bjorkstrand	3	1	0	1	2	0	0	0	0	0	6	16.7	Nikita Kucherov	3	4	5	9	8	6	0	0	1	0	11	36.4
Lukas Sedlak	2	1	0	1	1	2	0	0	0	0	3	33.3	Mikhail Sergachev	3	0	6	6	4	0	0	0	0	0	5	0.0
Ryan Murray	3	0	1	1	-1	0	0	0	0	0	3	0.0	Tyler Johnson	3	0	4	4	5	2	0	0	0	0	2	0.0
Riley Nash	3	0	1	1	1	0	0	0	0	0	4	0.0	Yanni Gourde	3	1	2	3	4	2	1	0	1	0	6	16.7

GOALTENDING

COLUMBUS	GP	MIN	GA	GAA	SO	W	L	OTL	SA	SV%	TAMPA BAY	GP	MIN	GA	GAA	SO	W	L	OTL	SA	SV%
Joonas Korpisalo	2	71	5	4.22	0	0	1	0	23	.783	Andrei Vasilevskiy	3	180	3	1.00	1	3	0	0	103	.971
Sergei Bobrovsky	2	108	12	6.66	0	0	2	0	50	.760											

COLUMBUS VS. TAMPA BAY ALL-TIME

SEASON	W-L-T/O	HOME	AWAY	GF-GA	SF-SA	PP	PK	PIM
2000-01	1-1-0-0	1-0-0-0	0-1-0-0	4-5	52-60	1-of-12	9-of-12	28-24
2001-02	0-1-0-0	0-0-0-0	0-1-0-0	0-1	27-24	0-of-1	3-of-3	16-2
2002-03	0-0-1-0	0-0-1-0	0-0-0-0	2-2	26-27	1-of-8	5-of-6	12-16
2003-04	1-1-0-0	0-1-0-0	1-0-0-0	2-1	35-65	0-of-5	3-of-3	8-12
2005-06	0-1-0	0-0-0	0-1-0	2-4	24-39	1-of-3	6-of-6	12-6
2006-07	DID NOT PLAY							
2007-08	1-0-0	1-0-0	0-0-0	5-3	25-27	1-of-4	7-of-7	24-18
2008-09	0-0-1	0-0-0	0-0-1	1-2	34-17	0-of-3	0-of-1	2-6
2009-10	1-0-0	1-0-0	0-0-0	3-2	25-18	1-of-6	3-of-4	18-22
2010-11	0-0-1	0-0-0	0-0-1	2-2	30-22	0-of-4	3-of-4	8-6
2011-12	0-2-0	0-1-0	0-1-0	4-7	52-59	1-of-7	6-of-7	14-14
2012-13	DID NOT PLAY							
2013-14	2-1-0	2-0-0	0-1-0	6-5	87-76	3-of-10	7-of-9	20-22
2014-15	1-2-0	0-1-0	1-1-0	8-11	87-106	4-of-12	7-of-9	30-32
2015-16	0-3-0	0-2-0	0-1-0	3-11	95-91	0-of-10	10-of-13	71-36
2016-17	3-0-0	1-0-0	2-0-0	13-5	107-87	2-of-7	5-of-5	19-23
2017-18	0-2-1	0-2-0	0-0-1	4-11	98-92	0-of-11	8-of-10	20-22
2018-19	0-3-0	0-1-0	0-2-0	3-17	103-73	0-of-10	5-of-11	26-24
TOTAL	10-17-1-3	6-8-1-0	4-9-0-3	62-89	907-883	15-of-113	87-of-110	328-285

	OVERALL	AT CBJ	AT TBL
Current Streak:	0-5-1 since 10/19/17	0-3-0 since 10/19/17	0-2-1 since 11/4/17
Last 10 Games:	3-6-1	3-7-0	3-6-1
Last Win:	1/13/17, 3-1 at TBL	11/29/16, 5-1	1/13/17, 3-1
Last Regulation Loss:	2/18/19, 1-5 at CBJ	2/18/19, 1-5	1/8/19, 0-4
Most Lopsided Win:	4, 11/29/16 (5-1 at CBJ)	4, 11/29/16 (5-1)	2, 4x (1/13/17 most recent, 3-1)
Most Lopsided Loss:	6, 10/13/18 (2-8 at TBL)	5, 12/31/17 (0-5)	6, 10/13/18 (2-8)
Last Tie:	10/23/02, 2-2 at CBJ	10/23/02, 2-2	None
Last OT Game:	11/4/17, 4-5 SOL at TBL	10/23/02, 2-2 T	11/4/17, 4-5 SOL
OT Record (W-L-T):	0-3-1	0-0-1	0-3-0
Most Goals Scored:	5, 3x (11/29/16 most recent, 5-1 W at CBJ)	5, 2x (11/29/16 most recent, 5-1 W)	5, 11/25/16 (5-3 W)
Most Goals Allowed:	8, 10/13/18 (2-8 L at TBL)	7, 11/8/14 (4-7 L)	8, 10/13/18 (2-8 L)
Most Goals, Both Teams:	11, 11/8/14 (4-7 L at CBJ)	11, 11/8/14 (4-7 L)	10, 10/13/18 (2-8 L)
Longest Win Streak:	3, 11/25/16 - 1/13/17	2, 2x, 12/3/13 - 1/13/14, most recent	2, 11/25/16 - 1/13/17
Longest Pts. Streak:	4, 3/9/08 - 1/18/11 (2-0-0-2)	2, 3x, 12/3/13 - 1/13/14, most recent (2-0-0-0)	3, 11/25/16 - 11/4/17 (2-0-0-1)
Longest Pointless Streak:	4, 2x, 12/31/17 - current, most recent	3, 2x, 10/19/17 - current, most recent	2, 4x, 10/13/18 - current, most recent
Longest Winless Streak:	6, 10/19/17 - current	3, 2x, 10/19/17 - current, most recent (0-3-0-0)	5, 1/13/06 - 4/11/14 (0-3-0-2)

ALL-TIME RESULTS

2000-01	(1-1-0-0)	2001-02	(0-1-0-0)	2002-03	(0-0-1-0)	2003-04	(1-1-0-0)	2005-06	(0-1-0)	2006-07	(0-0-0)
1/21 at CBJ 3, TBL 1		12/6 at TBL 1, CBJ 0		10/23 at CBJ 2, TBL 2 OT		10/23 TBL 1, at CBJ 0		1/13 at TBL 4, CBJ 2		DID NOT PLAY	
3/10 at TBL 4, TBL 1						1/2 CBJ 2, at TBL 0					
2007-08	(1-0-0)	2008-09	(0-0-1)	2009-10	(1-0-0)	2010-11	(0-0-1)	2011-12	(0-2-0)	2012-13	(0-0-0)
3/9 at CBJ 5, TBL 3		3/24 at TBL 2, CBJ 1 OT		3/30 at CBJ 3, TBL 2		1/18 at TBL 3, CBJ 2 SO		12/17 TBL 3, at CBJ 2		DID NOT PLAY	
								1/24 at TBL 4, CBJ 2			
2013-14	(2-1-0)	2014-15	(1-2-0)	2015-16	(0-3-0)	2016-17	(3-0-0)	2017-18	(0-2-1)	2018-19	(0-3-0)
12/3 at CBJ 1, TBL 0		11/8 TBL 7, at CBJ 4		12/14 TBL 2, at CBJ 1		11/25 CBJ 5, at TBL 3		10/19 TBL 2, at CBJ 0		10/13 at TBL 8, CBJ 2	
1/13 at CBJ 3, TBL 2		12/6 CBJ 3, at TBL 1		12/26 at TBL 5, CBJ 2		11/29 at CBJ 5, TBL 1		11/4 at TBL 5, CBJ 4 SO		1/8 at TBL 4, CBJ 0	
4/11 at TBL 3, CBJ 2		1/31 at TBL 3, CBJ 1		3/13 TBL 4, at CBJ 0		1/13 CBJ 3, at TBL 1		12/31 TBL 5, at CBJ 0		2/18 TBL 5, at CBJ 1	

SHUTOUTS

CBJ	2	1/2/04, Denis 37 saves (2-0 at TBL); 12/3/13, Bobrovsky/McElhinney 26 saves (1-0 at CBJ)
TBL	6	12/6/01, Khabibulin 27 saves (0-1 at TBL); 10/23/03, Grahame 20 saves (0-1 at CBJ); 3/13/16, Bishop 37 saves (0-4 at CBJ); 10/19/17, Vasilevskiy 43 saves (0-2 at CBJ); 12/31/17, Vasilevskiy 21 saves (0-5 at CBJ); 1/8/19, Vasilevskiy 31 saves (0-4 at TBL)

HAT TRICKS

CBJ	0	None
TBL	0	None

PENALTY SHOTS

CBJ	0	None
TBL	2	3/9/08, Lecavalier goal against Leclaire (5-3 W at CBJ); 11/8/14, Kucherov unsuccessful against Forsberg (4-7 L at CBJ)



TORONTO MAPLE LEAFS



TORONTO MAPLE LEAFS

Scotiabank Arena / 40 Bay St. / Toronto, ON M5J 2X2

torontomapleleafs.com / p: 416.815.5700 / @MapleLeafs



JOHN TAVARES

DIRECTORY

First Season: 1917-18

Home Ice: Scotiabank Arena

Capacity: 18,819 (opened in 1999)

Playoff Appearances: 68 (most recent, 2018-19)

Stanley Cup Titles: 13 (most recent, 1967)

President: Brendan Shanahan

General Manager: Kyle Dubas

Head Coach: Mike Babcock

Assistant Coaches:

Paul McFarland, Andrew Brewer, Dave Hakstol

Public Relations Contact: Steve Keogh

TV Play-By-Play:

Chris Cuthbert, Gord Miller, Dave Randorf

TV Color Analysts:

Ray Ferraro, Jamie McLennan, Greg Millen

Radio Play-By-Play: Joe Bowen

Radio Color Analyst: Jim Ralph

2019-20 SCHEDULE

DATE	HOME/AWAY	START (ET)
Oct. 4, 2019	at CBJ	7:00 PM
Oct. 21, 2019	at TOR	7:00 PM
Mar. 21, 2020	at TOR	7:00 PM

2018-19 SEASON

Record: 46-28-8, 100 pts.

Home: 23-16-2, 48 pts.

Away: 23-12-6, 52 pts.

Playoffs: Lost 4-3 (BOS) in First Round

LEADERS

Points: Mitchell Marner, 94

Goals: John Tavares, 47

Assists: Mitchell Marner, 68

+/-: Ron Hainsey, 30

Def. Points: Morgan Rielly, 72

Goaltending: Frederik Andersen, 36-16-7, 2.77 GAA

2018-19 RESULTS (1-2-0)

DATE	RESULT	ATTN	W/L GOALTENDERS	GW GOAL
Nov. 19, 2018	at TOR 4, CBJ 2	19,134	Frederik Andersen / Sergei Bobrovsky	Zach Hyman
Nov. 23, 2018	at CBJ 4, TOR 2	18,656	Sergei Bobrovsky / Frederik Andersen	Cam Atkinson
Dec. 28, 2018	TOR 4, at CBJ 2	18,963	Sergei Bobrovsky / Garret Sparks	Mitchell Marner

GOALS BY PERIOD	1ST	2ND	3RD	OT	TOTAL	SHOTS BY PERIOD	1ST	2ND	3RD	OT	TOTAL
Columbus	5	1	2	-	8	Columbus	30	27	35	-	92
Toronto	3	4	3	-	10	Toronto	31	26	32	-	89

POWER PLAY	GOALS	ATTEMPTS	PCT	PENALTY KILLING	KILLS	ATTEMPTS	PCT
Columbus	0	4	0.0	Columbus	4	5	80.0
Toronto	1	5	20.0	Toronto	4	4	100.0

SKATERS

COLUMBUS	GP	G	A	P	+/-	PIM	PP	SH	GW	EN	S	%	TORONTO	GP	G	A	P	+/-	PIM	PP	SH	GW	EN	S	%
Cam Atkinson	3	2	1	3	2	0	0	1	1	0	14	14.3	Mitchell Marner	3	1	4	5	2	0	0	0	1	0	11	9.1
Artemi Panarin	3	1	2	3	1	2	0	0	0	0	4	25.0	John Tavares	3	3	1	4	1	4	1	0	0	0	11	27.3
Josh Anderson	3	2	0	2	1	4	0	0	0	0	14	14.3	Ron Hainsey	3	1	2	3	2	0	0	0	0	0	3	33.3
Pierre-Luc Dubois	3	1	1	2	-1	2	0	0	0	0	8	12.5	Zach Hyman	2	2	0	2	1	0	0	0	1	1	6	33.3
Nick Foligno	3	1	1	2	-1	0	0	0	0	0	11	9.1	Frederik Gauthier	3	1	1	2	1	0	0	0	0	0	5	20.0

GOALTENDING

COLUMBUS	GP	MIN	GA	GAA	SO	W	L	OTL	SA	SV%	TORONTO	GP	MIN	GA	GAA	SO	W	L	OTL	SA	SV%
Sergei Bobrovsky	3	178	9	3.04	0	1	2	0	88	.898	Garret Sparks	1	60	2	2.00	0	1	0	0	29	.931
											Frederik Andersen	2	118	6	3.06	0	1	1	0	63	.905



COLUMBUS VS. TORONTO ALL-TIME

SEASON	W-L-T/O	HOME	AWAY	GF-GA	SF-SA	PP	PK	PIM
2000-01	0-0-1-0	0-0-0-0	0-0-1-0	2-2	24-29	0-of-4	5-of-6	19-15
2001-02	0-1-0-0	0-0-0-0	0-1-0-0	1-4	30-34	0-of-3	5-of-5	22-18
2002-03	1-0-0-0	1-0-0-0	0-0-0-0	4-3	32-32	2-of-9	4-of-5	22-40
2003-04	0-1-0-0	0-0-0-0	0-1-0-0	1-4	19-28	0-of-3	3-of-5	12-8
2005-06	DID NOT PLAY							
2006-07	0-1-0	0-1-0	0-0-0	2-4	25-27	0-of-7	3-of-4	10-16
2007-08	0-1-0	0-0-0	0-1-0	1-3	27-25	0-of-4	4-of-5	10-8
2008-09	1-0-0	0-0-0	1-0-0	3-3	34-35	0-of-2	4-of-5	15-9
2009-10	0-1-0	0-1-0	0-0-0	3-6	36-25	2-of-5	3-of-3	13-17
2010-11	1-0-0	0-0-0	1-0-0	3-2	32-22	1-of-2	0-of-1	2-4
2011-12	0-1-0	0-1-0	0-0-0	1-4	39-18	0-of-4	2-of-2	4-8
2012-13	DID NOT PLAY							
2013-14	3-0-0	1-0-0	2-0-0	13-3	91-72	3-of-11	6-of-6	26-36
2014-15	1-2-0	1-1-0	0-1-0	8-9	82-94	3-of-8	7-of-10	16-16
2015-16	2-1-0	0-1-0	2-0-0	11-8	81-103	2-of-8	6-of-6	14-18
2016-17	2-1-0	1-1-0	1-0-0	10-9	101-97	1-of-7	8-of-9	20-29
2017-18	2-1-0	1-0-0	1-1-0	10-10	127-106	1-of-7	5-of-6	14-16
2018-19	1-2-0	1-1-0	0-1-0	8-10	92-89	0-of-4	4-of-5	12-10
TOTAL	14-13-1-0	6-7-0-0	8-6-1-0	81-84	872-836	15-of-88	69-of-83	231-268

	OVERALL	AT CBJ	AT TOR
Current Streak:	0-1-0 since 12/28/18	0-1-0 since 12/28/18	0-2-0 since 2/14/18
Last 10 Games:	6-4-0	5-5-0	7-3-0
Last Win:	11/23/18, 4-2 at CBJ	11/23/18, 4-2	1/8/18, 3-2 OT
Last Regulation Loss:	12/28/18, 2-4 at CBJ	12/28/18, 2-4	11/19/18, 2-4
Most Lopsided Win:	6, 11/25/13 (6-0 at TOR)	5, 4/8/15 (5-0)	6, 11/25/13 (6-0)
Most Lopsided Loss:	3, 9x (2/14/18 most recent, 3-6 at TOR)	3, 5x (3/22/17 most recent, 2-5)	3, 4x (2/14/18 most recent, 3-6)
Last Tie:	2/14/01, 2-2 at TOR	None	2/14/01, 2-2
Last OT Game:	1/8/18, 3-2 OTW at TOR	3/20/03, 4-3 OTW	1/8/18, 3-2 OTW
OT Record (W-L-T):	3-0-1	1-0-0	2-0-1
Most Goals Scored:	6, 11/25/13, 6-0 W at TOR	5, 3x (2/15/17 most recent, 5-2 W)	6, 11/25/13 (6-0 W)
Most Goals Allowed:	6, 3x (2/14/18 most recent, 3-6 L at TOR)	6, 2x (10/16/15 most recent, 3-6 L)	6, 2/14/18 (3-6 L)
Most Goals, Both Teams:	9, 3x (2/14/18 most recent, 3-6 L at TOR)	9, 2x (10/16/15 most recent, 3-6 L)	9, 2/14/18 (3-6 L)
Longest Win Streak:	3, 3x, 4/9/17 - 1/8/18, most recent	2, 12/20/17 - 11/23/18	4, 2x, 1/13/16 - 1/8/18, most recent
Longest Pts. Streak:	3, 3x, 4/9/17 - 1/8/18, most recent (3-0-0-0)	2, 12/20/17 - 11/23/18 (2-0-0-0)	4, 2x, 1/13/16 - 1/8/18, most recent (4-0-0-0)
Longest Pointless Streak:	3, 2/12/04 - 2/19/08	3, 10/20/06 - 11/3/11	3, 4/8/02 - 2/19/08
Longest Winless Streak:	3, 2/12/04 - 2/19/08 (0-3-0-0)	3, 10/20/06 - 11/3/11 (0-3-0-0)	4, 2/14/01 - 2/19/08 (0-3-1-0)

ALL-TIME RESULTS

2000-01	(0-0-1-0)	2001-02	(0-1-0-0)	2002-03	(1-0-0-0)	2003-04	(0-1-0-0)	2005-06	(0-0-0)	2006-07	(0-1-0)
2/14	CBJ 2, at TOR 2 OT	4/8	at TOR 4, CBJ 1	3/20	at CBJ 4, TOR 3 OT	2/12	at TOR 4, CBJ 1	DID NOT PLAY		10/20	TOR 4, at CBJ 2
2007-08	(0-1-0)	2008-09	(1-0-0)	2009-10	(0-1-0)	2010-11	(1-0-0)	2011-12	(0-1-0)	2012-13	(0-0-0)
2/19	at TOR 3, CBJ 1	2/19	CBJ 4, at TOR 3 SO	12/3	TOR 6, at CBJ 3	12/30	CBJ 3, at TOR 2	11/3	TOR 4, at CBJ 1	DID NOT PLAY	
2013-14	(3-0-0)	2014-15	(1-2-0)	2015-16	(2-1-0)	2016-17	(2-1-0)	2017-18	(2-1-0)	2018-19	(1-2-0)
10/25	at CBJ 5, TOR 2	10/31	TOR 4, at CBJ 1	10/16	TOR 6, at CBJ 3	2/15	at CBJ 5, TOR 2	12/20	at CBJ 4, TOR 2	11/19	at TOR 4, CBJ 2
11/25	CBJ 6, at TOR 0	1/9	at TOR 5, CBJ 2	1/13	CBJ 3, at TOR 1	3/22	TOR 5, at CBJ 2	1/8	CBJ 3, at TOR 2 OT	11/23	at CBJ 4, TOR 2
3/3	CBJ 2, at TOR 1	4/8	at CBJ 5, TOR 0	4/6	CBJ 5, at TOR 1	4/9	CBJ 3, at TOR 2	2/14	at TOR 6, CBJ 3	12/28	TOR 4, at CBJ 2

SHUTOUTS

CBJ	2	11/25/13, Bobrovsky 18 saves (6-0 at TOR); 4/8/15, Bobrovsky 35 Saves (5-0 at CBJ)
TOR	0	None

HAT TRICKS

CBJ	1	10/27/02, Wright against Kidd (3) (4-3 OTW at CBJ)
TOR	1	2/14/18, Kadri against Korpisalo (3) (3-6 L at TOR)

PENALTY SHOTS


CBJ	0	None
TOR	0	None

VANCOUVER CANUCKS



VANCOUVER CANUCKS

Rogers Arena / 800 Griffiths Way / Vancouver, BC V6B 6G1
vancouvercanucks.com / p: 604.899.4600 / @Canucks



ELIAS PETTERSSON

DIRECTORY

First Season: 1970-71
Home Ice: Rogers Arena
Capacity: 18,910 (opened in 1995)
Playoff Appearances: 27 (most recent, 2014-15)
Stanley Cup Titles: None
General Manager: Jim Benning
Head Coach: Travis Green
Assistant Coaches: Nolan Baumgartner,
 Newell Brown, Manny Malhotra
Public Relations Contact: Ben Brown

TV Play-By-Play: John Shorthouse
TV Color Analyst: John Garrett
Radio Play-By-Play: Brendan Batchelort
Radio Color Analyst: Corey Hirsch

2019-20 SCHEDULE

DATE	HOME/AWAY	START (ET)
Mar. 1, 2020	at CBJ	7:00 PM
Mar. 8, 2020	at VAN	10:00 PM

2018-19 SEASON

Record: 35-36-11, 81 pts.
Home: 20-16-5, 45 pts.
Away: 15-20-6, 36 pts.
Playoffs: Did not qualify

LEADERS

Points: Elias Pettersson, 66
Goals: Elias Pettersson, 28
Assists: Elias Pettersson, 38
+/-: Troy Stecher, 9
Def. Points: Alexander Edler, 34
Goaltending: Jacob Markstrom, 28-23-9, 2.77 GAA

2018-19 RESULTS (1-0-0)

DATE	RESULT	ATTN	W/L GOALTENDERS	GWG GOAL
Dec. 11, 2018	VAN 3, at CBJ 2	14,689	Jacob Markstrom / Joonas Korpisalo	Jake Virtanen
Mar. 24, 2019	CBJ 5, at VAN 0	17,805	Sergei Bobrovsky / Thatcher Demko	Josh Anderson

GOALS BY PERIOD	1ST	2ND	3RD	OT	TOTAL	SHOTS BY PERIOD	1ST	2ND	3RD	OT	TOTAL
Columbus	2	2	3	-	7	Columbus	18	33	18	-	69
Vancouver	0	0	3	-	3	Vancouver	16	15	15	-	46

POWER PLAY	GOALS	ATTEMPTS	PCT	PENALTY KILLING	KILLS	ATTEMPTS	PCT
Columbus	0	4	0.0	Columbus	5	5	100.0
Vancouver	0	5	0.0	Vancouver	4	4	100.0

SKATERS

COLUMBUS	GP	G	A	P	+/-	PIM	PP	SH	GW	EN	S	%	VANCOUVER	GP	G	A	P	+/-	PIM	PP	SH	GW	EN	S	%
Josh Anderson	2	2	1	3	4	2	0	0	1	0	5	40.0	Elias Pettersson	2	1	1	2	-1	0	0	0	0	0	4	25.0
Pierre-Luc Dubois	2	1	2	3	2	0	0	0	0	0	6	16.7	Josh Leivo	1	1	1	2	1	2	0	0	0	0	1	100.0
Oliver Bjorkstrand	2	2	0	2	1	4	0	0	0	0	7	28.6	Jake Virtanen	2	1	0	1	-1	0	0	0	1	0	5	20.0
Artemi Panarin	2	0	2	2	1	2	0	0	0	0	4	0.0	Alexander Edler	2	0	1	1	-1	0	0	0	0	0	2	0.0
Seth Jones	2	1	0	1	1	0	0	0	0	0	7	14.3	Tyler Motte	2	0	1	1	0	0	0	0	0	0	3	0.0

GOALTENDING

COLUMBUS	GP	MIN	GA	GAA	SO	W	L	OTL	SA	SV%	VANCOUVER	GP	MIN	GA	GAA	SO	W	L	OTL	SA	SV%
Sergei Bobrovsky	1	60	0	0.00	1	1	0	0	21	1.000	Jacob Markstrom	1	60	2	2.00	0	1	0	0	36	.944
Joonas Korpisalo	1	58	3	3.10	0	0	1	0	25	.880	Thatcher Demko	1	60	5	5.00	0	0	1	0	33	.848



COLUMBUS VS. VANCOUVER ALL-TIME

SEASON	W-L-T/O	HOME	AWAY	GF-GA	SF-SA	PP	PK	PIM
2000-01	0-3-1-0	0-1-1-0	0-2-0-0	8-15	114-116	1-of-19	8-of-12	45-47
2001-02	0-3-0-1	0-2-0-0	0-1-0-1	7-15	98-136	1-of-19	13-of-17	70-64
2002-03	2-1-1-0	1-0-1-0	1-1-0-0	14-17	114-133	7-of-26	17-of-22	89-98
2003-04	2-2-0-0	1-1-0-0	1-1-0-0	11-16	100-112	2-of-18	13-of-14	61-71
2005-06	1-3-0	1-1-0	0-2-0	15-20	124-130	8-of-30	17-of-28	84-80
2006-07	2-1-1	1-0-1	1-1-0	7-8	94-147	4-of-21	14-of-18	49-53
2007-08	2-2-0	1-1-0	1-1-0	7-10	116-90	3-of-25	15-of-17	70-86
2008-09	3-1-0	2-0-0	1-1-0	13-12	109-117	3-of-19	12-of-17	90-84
2009-10	1-2-1	0-1-1	1-1-0	14-18	121-133	1-of-16	12-of-15	34-38
2010-11	0-2-2	0-2-0	0-0-2	7-15	128-110	1-of-13	13-of-17	40-32
2011-12	1-3-0	1-1-0	0-2-0	7-12	139-129	1-of-13	10-of-13	30-30
2012-13	1-0-2	1-0-1	0-0-1	3-2	71-107	0-of-7	6-of-6	12-14
2013-14	1-1-0	1-0-0	0-1-0	5-7	45-73	0-of-10	6-of-7	23-29
2014-15	1-1-0	0-1-0	1-0-0	6-7	64-70	1-of-4	4-of-4	13-13
2015-16	1-1-0	0-1-0	1-0-0	4-6	73-68	3-of-6	5-of-6	12-10
2016-17	1-1-0	0-1-0	1-0-0	4-6	58-41	2-of-4	4-of-6	16-12
2017-18	0-1-1	0-1-0	0-0-1	6-10	59-58	3-of-5	2-of-4	8-10
2018-19	1-1-0	0-1-0	1-0-0	7-3	69-46	0-of-4	5-of-5	10-8
TOTAL	20-29-2-8	10-15-2-3	10-14-0-5	145-199	1,696-1,816	41-of-259	176-of-228	756-779

	OVERALL	AT CBJ	AT VAN
Current Streak:	1-0-0 since 3/24/19	0-5-0 since 11/28/14	4-0-1 since 3/19/15
Last 10 Games:	4-5-1	3-6-1	4-3-3
Last Win:	3/24/19, 5-0 at VAN	10/20/13, 3-1	3/24/19, 5-0
Last Regulation Loss:	12/11/18, 2-3 at CBJ	12/11/18, 2-3	11/22/13, 2-6
Most Lopsided Win:	5, 3/24/19 (5-0 at VAN)	2, 2x (10/20/13 most recent, 3-1)	5, 3/24/19 (5-0)
Most Lopsided Loss:	5, 3x (11/28/14 most recent, 0-5 at CBJ)	5, 2x (11/28/14 most recent, 0-5)	5, 2/23/03 (2-7)
Last Tie:	2/5/03, 4-4 at CBJ	2/5/03, 4-4	None
Last OT Game:	3/31/18, 4-5 OTL at VAN	3/12/13, 1-2 SOL	3/31/18, 4-5 OTL
OT Record (W-L-T):	8-8-2	3-3-2	5-5-0
Most Goals Scored:	6, 3x (3/19/15 most recent, 6-2 W at VAN)	6, 1/24/06 (6-5 W)	6, 2x (3/19/15 most recent, 6-2 W)
Most Goals Allowed:	7, 4x (12/23/10 most recent, 3-7 L at CBJ)	7, 12/23/10 (3-7 L)	7, 3x (1/5/10 most recent, 3-7 L)
Most Goals, Both Teams:	11, 3x (1/18/09 most recent, 6-5 SOW at VAN)	11, 1/24/06 (6-5 W)	11, 2x (1/18/09 most recent, 6-5 SOW)
Longest Win Streak:	5, 1/15/08 - 1/18/09	3, 1/15/08 - 12/1/08	3, 3/19/15 - 12/18/16
Longest Pts. Streak:	5, 1/15/08 - 1/18/09 (5-0-0-0)	4, 12/13/11 - 10/20/13 (3-0-0-1)	5, 3/19/15 - current (4-0-0-1)
Longest Pointless Streak:	3, 3x, 3/27/11 - 11/29/11, most recent	5, 11/28/14 - current	3, 2x, 11/4/05 - 11/28/06, most recent
Longest Winless Streak:	9, 1/5/10 - 11/29/11 (0-6-0-3)	5, 3x, 11/28/14 - current, most recent (0-5-0-0)	7, 1/5/10 - 11/22/13 (0-4-0-3)

ALL-TIME RESULTS

2000-01	(0-3-1-0)	2001-02	(0-3-0-1)	2002-03	(2-1-1-0)	2003-04	(2-2-0-0)	2005-06	(1-3-0)	2006-07	(2-1-1)
11/19	VAN 6, at CBJ 1	10/30	at VAN 3, CBJ 1	1/10	CBJ 3, at VAN 2	10/13	at CBJ 3, VAN 2	11/4	at VAN 5, CBJ 3	10/6	VAN 3, at CBJ 2 OT
12/16	at VAN 4, CBJ 3	11/6	VAN 3, at CBJ 2	2/5	at CBJ 4, VAN 4 OT	10/28	at VAN 6, CBJ 3	1/24	at CBJ 6, VAN 5	11/28	at VAN 1, CBJ 0
1/6	at VAN 4, CBJ 3	3/14	VAN 5, at CBJ 1	2/23	at VAN 7, CBJ 2	3/6	VAN 4, at CBJ 0	2/6	at VAN 7, CBJ 4	12/22	at CBJ 3, VAN 2
3/21	at CBJ 1, VAN 1 OT	3/28	at VAN 4, CBJ 3 OT	3/6	at CBJ 5, VAN 4 OT	3/21	CBJ 5, at VAN 4	3/17	VAN 3, at CBJ 2	1/30	CBJ 3, at VAN 2 SO
2007-08	(2-2-0)	2008-09	(3-1-0)	2009-10	(1-2-1)	2010-11	(0-2-2)	2011-12	(1-3-0)	2012-13	(1-0-2)
10/21	VAN 4, at CBJ 1	10/21	at CBJ 4, VAN 2	10/5	CBJ 5, at VAN 3	12/15	at VAN 3, CBJ 2 OT	10/10	VAN 3, at CBJ 2	3/7	at CBJ 2, VAN 1 OT
11/29	at VAN 2, CBJ 0	12/1	at CBJ 3, VAN 2	1/5	at VAN 7, CBJ 3	12/23	VAN 7, at CBJ 3	11/29	at VAN 4, CBJ 1	3/12	VAN 2, at CBJ 1 SO
1/15	at CBJ 3, VAN 2	1/18	CBJ 6, at VAN 5 SO	2/12	VAN 4, at CBJ 3	3/1	at VAN 2, CBJ 1 SO	12/13	at CBJ 2, VAN 1 SO	3/26	at VAN 1, CBJ 0 SO
2/29	CBJ 3, at VAN 2 OT	3/1	at VAN 3, CBJ 1	3/2	VAN 4, at CBJ 3 OT	3/27	VAN 4, at CBJ 1	3/17	at VAN 4, CBJ 3		
2013-14	(1-1-0)	2014-15	(1-1-0)	2015-16	(1-1-0)	2016-17	(1-1-0)	2017-18	(0-1-1)	2018-19	(1-1-0)
10/20	at CBJ 3, VAN 1	11/28	VAN 5, at CBJ 0	11/10	VAN 5, at CBJ 3	12/18	CBJ 4, at VAN 3 OT	1/12	VAN 5, at CBJ 2	12/11	VAN 3, at CBJ 2
11/22	at VAN 6, CBJ 2	3/19	CBJ 6, at VAN 2	2/4	CBJ 2, at VAN 1 SO	2/9	VAN 3, at CBJ 0	3/31	at VAN 5, CBJ 4 OT	3/24	CBJ 5, at VAN 0

SHUTOUTS

CBJ	2	3/26/13, Bobrovsky 34 saves (0-1 SO at VAN); 3/24/19, Bobrovsky 21 saves (5-0 at VAN)
VAN	6	3/6/04, Hedberg 32 saves (0-4 at CBJ); 11/28/06, Luongo 24 saves (0-1 at VAN); 11/29/07, Luongo 26 saves (0-2 at VAN); 3/26/13, Schneider 17 saves (0-1 SO at VAN); 11/28/14, Miller 31 saves (0-5 at CBJ); 2/9/17, Miller 33 saves (0-3 at CBJ)

HAT TRICKS

CBJ	0	None
VAN	2	1/5/10, Burrows against Mason (2) and Garon (1) (3-7 L at VAN); 12/15/10, Kesler against Garon (3) (2-3 L at VAN)

PENALTY SHOTS


CBJ	3	3/14/02, Sillinger unsuccessful against Cloutier (1-5 L at CBJ); 2/6/06, Nash unsuccessful against Auld (4-7 L at VAN); 10/10/11, Mayorov unsuccessful against Schneider (2-3 L at CBJ)
VAN	1	11/22/13, Hansen unsuccessful against Bobrovsky (2-6 L at VAN)

VEGAS GOLDEN KNIGHTS



VEGAS GOLDEN KNIGHTS

T-Mobile Arena / 3780 Las Vegas Blvd. / Las Vegas, NV 89158
 vegasgoldenknights.com / p: 4702.692.1600 / @GoldenKnights



MARC-ANDRE FLEURY

DIRECTORY

First Season: 2017-18
Home Ice: T-Mobile Arena
Capacity: 17,368 (opened in 2016)
Playoff Appearances: 2 (most recent, 2018-19)
Stanley Cup Titles: None
Pres. of Hockey Ops: George McPhee
General Manager: Kelly McCrimmon
Head Coach: Gerard Gallant
Assistant Coaches:
 Mike Kelly, Ryan Craig, Ryan McGill
Public Relations Contact: Eric Tosi

TV Play-By-Play: Dave Goucher
TV Color Analyst: Shane Hnidy
Radio Play-By-Play: Dan D'Uva

2019-20 SCHEDULE

DATE	HOME/AWAY	START (ET)
Nov. 5, 2019	at CBJ	7:00 PM
Jan. 11, 2020	at VGK	10:00 PM

2018-19 SEASON

Record: 43-32-7, 93 pts.
Home: 24-12-5, 53 pts.
Away: 19-20-2, 40 pts.
Playoffs: Lost 4-3 (SJS) in First Round

LEADERS

Points: Jonathan Marchessault, 59
Goals: Jonathan Marchessault, 25
Assists: Jonathan Marchessault & Reilly Smith, 34
 +/-: Nate Schmidt, 22
Def. Points: Shea Theodore, 37
Goaltending: Marc-Andre Fleury, 35-21-5, 2.51 GAA

2018-19 RESULTS (2-0-0)

DATE	RESULT	ATTN	W/L GOALTENDERS	GW GOAL
Dec. 17, 2018	at CBJ 1, VGK 0	15,008	Sergei Bobrovsky / Malcolm Subban	Nick Foligno
Feb. 9, 2019	CBJ 4, at VGK 3	18,301	Sergei Bobrovsky / Marc-Andre Fleury	Cam Atkinson

GOALS BY PERIOD	1ST	2ND	3RD	OT	TOTAL	SHOTS BY PERIOD	1ST	2ND	3RD	OT	TOTAL
Columbus	1	1	3	-	5	Columbus	21	22	21	-	64
Vegas	2	0	1	-	3	Vegas	16	10	25	-	51

POWER PLAY	GOALS	ATTEMPTS	PCT	PENALTY KILLING	KILLS	ATTEMPTS	PCT
Columbus	1	4	25.0	Columbus	2	2	100.0
Vegas	0	2	0.0	Vegas	3	4	75.0

SKATERS

COLUMBUS	GP	G	A	P	+/-	PIM	PP	SH	GW	EN	S	%	VEGAS	GP	G	A	P	+/-	PIM	PP	SH	GW	EN	S	%
Artemi Panarin	1	1	2	3	1	0	0	0	0	0	2	50.0	Reilly Smith	2	0	2	2	1	0	0	0	0	0	3	0.0
Cam Atkinson	2	2	0	2	0	0	1	0	1	0	9	22.2	Cody Eakin	2	1	0	1	1	0	0	0	0	0	1	100.0
Josh Anderson	2	1	1	2	0	0	0	0	0	0	9	11.1	Nate Schmidt	2	1	0	1	1	0	0	0	0	0	4	25.0
Seth Jones	2	0	2	2	0	0	0	0	0	0	2	0.0	Jon Merrill	1	1	0	1	2	0	0	1	0	0	1	100.0
Nick Foligno	2	1	0	1	1	0	0	0	1	0	7	14.3	P-E Bellemare	2	0	1	1	-1	0	0	0	0	0	5	0.0

GOALTENDING

COLUMBUS	GP	MIN	GA	GAA	SO	W	L	OTL	SA	SV%	VEGAS	GP	MIN	GA	GAA	SO	W	L	OTL	SA	SV%
Sergei Bobrovsky	2	120	3	1.50	1	2	0	0	51	.941	Malcolm Subban	1	59	1	1.02	0	0	1	0	31	.968
											Marc-Andre Fleury	1	58	4	4.15	0	0	1	0	33	.879

VEGAS GOLDEN KNIGHTS

COLUMBUS VS. VEGAS ALL-TIME

SEASON	W-L-T/O	HOME	AWAY	GF-GA	SF-SA	PP	PK	PIM
2017-18	1-1-0	1-0-0	0-1-0	7-7	53-76	0-of-5	3-of-5	14-14
2018-19	2-0-0	1-0-0	1-0-0	5-3	64-51	1-of-4	2-of-2	6-10
TOTAL	3-1-0	2-0-0	1-1-0	12-10	97-127	1-of-9	5-of-7	20-24

	OVERALL	AT CBJ	AT VGK
Current Streak:	3-0-0 since 3/6/18	2-0-0 since 3/6/18	1-0-0 since 2/9/19
Last 10 Games:	3-1-0	2-0-0	1-1-0
Last Win:	2/9/19, 4-3 at VGK	12/17/18, 1-0	2/9/19, 4-3
Last Regulation Loss:	1/23/18, 3-6 at VGK	None	1/23/18, 3-6
Most Lopsided Win:	3, 3/6/18 (4-1 at CBJ)	3, 3/6/18 (4-1)	1, 2/9/19 (4-3)
Most Lopsided Loss:	3, 1/23/18 (3-6 at VGK)	None	3, 1/23/18 (3-6)
Last Tie:	None	None	None
Last OT Game:	None	None	None
OT Record (W-L-T):	0-0-0	0-0-0	0-0-0
Most Goals Scored:	4, 2x (2/9/19 most recent, 4-3 W at VGK)	4, 3/6/18 (4-1 W)	4, 2/9/19 (4-3 W)
Most Goals Allowed:	6, 1/23/18 (3-6 L at VGK)	1, 3/6/18 (4-1 W)	6, 1/23/18 (3-6 L)
Most Goals, Both Teams:	9, 1/23/18 (3-6 at VGK)	5, 3/6/18 (4-1 W)	9, 1/23/18 (3-6 L)
Longest Win Streak:	3, 3/6/18 - current	2, 3/6/18 - current	1, 2/9/19 - current
Longest Pts. Streak:	3, 3/6/18 - current (3-0-0-0)	2, 3/6/18 - current (2-0-0-0)	1, 2/9/19 - current (1-0-0-0)
Longest Pointless Streak:	1, 1/23/18	None	1, 1/23/18
Longest Winless Streak:	1, 1/23/18 (0-1-0-0)	None	1, 1/23/18 (0-1-0-0)

ALL-TIME RESULTS

2017-18	(1-1-0)	2018-19	(2-0-0)
1/23	at VGK 6, CBJ 3	12/17	at CBJ 1, VGK 0
3/6	at CBJ 4, VGK 1	2/9	CBJ 4, at VGK 3

SHUTOUTS

CBJ	1	12/17/18, Bobrovsky 28 saves (1-0 at CBJ)
VGK	0	None

HAT TRICKS

CBJ	0	None
VGK	0	None

PENALTY SHOTS

CBJ	0	None
VGK	0	None





WASHINGTON CAPITALS



WASHINGTON CAPITALS

Capital One Arena / 601 F Street NW / Washington, DC 20004

washingtoncapitals.com / p: 202.266.2200 / @Capitals



ALEX OVECHKIN

DIRECTORY

First Season: 1974-75

Home Ice: Capital One Arena

Capacity: 18,506 (opened in 1997)

Playoff Appearances: 28 (most recent, 2017-18)

Stanley Cup Titles: 1 (2018)

Sr. VP and General Manager: Brian MacLellan

Head Coach: Todd Reirden

Assistant Coaches:

Scott Arniel, Reid Cashman, Blaine Forsythe

Public Relations Contact: Sergey Kocharov

TV Play-By-Play: Joe Beninati

TV Color Analyst: Craig Laughlin

Radio Play-By-Play: John Walton

Radio Color Analyst: Ken Sabourin

2019-20 SCHEDULE

DATE	HOME/AWAY	START (ET)
Dec. 9, 2019	at WSH	7:00 PM
Dec. 16, 2019	at CBJ	7:00 PM
Dec. 27, 2019	at WSH	7:00 PM
Mar. 19, 2020	at CBJ	7:00 PM

2018-19 SEASON

Record: 48-26-8, 104 pts.

Home: 24-11-6, 54 pts.

Away: 24-15-2, 50 pts.

Playoffs: Lost 4-3 (CAR) in First Round

LEADERS

Points: Alex Ovechkin, 89

Goals: Alex Ovechkin, 51

Assists: John Carlson, 57

+/-: Michal Kempny, 24

Def. Points: John Carlson, 70

Goaltending: Braden Holtby, 32-19-5, 2.82 GAA

2018-19 RESULTS (3-1-0)

DATE	RESULT	ATTN	W/L GOALTENDERS	GW GOAL
Nov. 9, 2018	CBJ 2, at WSH 1	18,506	Sergei Bobrovsky / Braden Holtby	Anthony Duclair
Dec. 8, 2018	WSH 4, at CBJ 0	18,501	Braden Holtby / Sergei Bobrovsky	Brett Connolly
Jan. 12, 2019	CBJ 2, at WSH 1 (OT)	18,506	Joonas Korpiasalo / Pheonix Copley	Artemi Panarin
Feb. 12, 2019	at CBJ 3, WSH 0	15,701	Sergei Bobrovsky / Braden Holtby	Anthony Duclair

GOALS BY PERIOD	1ST	2ND	3RD	OT	TOTAL	SHOTS BY PERIOD	1ST	2ND	3RD	OT	TOTAL
Columbus	2	1	3	1	7	Columbus	36	43	38	1	118
Washington	3	1	2	0	6	Washington	43	30	41	1	115

POWER PLAY	GOALS	ATTEMPTS	PCT	PENALTY KILLING	KILLS	ATTEMPTS	PCT
Columbus	3	14	21.4	Columbus	10	11	90.9
Washington	1	11	9.1	Washington	11	14	78.6

SKATERS

COLUMBUS	GP	G	A	P	+/-	PIM	PP	SH	GW	EN	S	%	WASHINGTON	GP	G	A	P	+/-	PIM	PP	SH	GW	EN	S	%
Artemi Panarin	4	2	1	3	1	2	1	0	1	1	9	22.2	Evgeny Kuznetsov	4	1	2	3	-1	6	0	0	0	0	11	9.1
Anthony Duclair	4	2	0	2	-1	0	1	0	2	0	3	66.7	Alex Ovechkin	4	1	2	3	0	2	0	0	0	0	11	9.1
Oliver Bjorkstrand	4	1	1	2	1	0	1	0	0	0	12	8.3	Travis Boyd	3	1	1	2	2	0	0	0	0	0	4	25.0
Nick Foligno	4	1	1	2	-1	0	0	0	0	0	10	10.0	John Carlson	3	0	2	2	0	2	0	0	0	0	9	0.0
Seth Jones	4	0	2	2	-1	0	0	0	0	0	14	0.0	Brett Connolly	4	1	0	1	0	0	0	0	1	0	4	25.0

GOALTENDING

COLUMBUS	GP	MIN	GA	GAA	SO	W	L	OTL	SA	SV%	WASHINGTON	GP	MIN	GA	GAA	SO	W	L	OTL	SA	SV%
Joonas Korpiasalo	2	103	2	1.16	0	1	0	0	48	.958	Braden Holtby	4	204	5	1.47	0	1	2	0	106	.953
Sergei Bobrovsky	3	139	4	1.73	0	2	1	0	67	.940	Pheonix Copley	1	34	1	1.75	0	0	0	1	11	.909

COLUMBUS VS. WASHINGTON ALL-TIME

SEASON	W-L-T/O	HOME	AWAY	GF-GA	SF-SA	PP	PK	PIM
2000-01	1-0-0-0	1-0-0-0	0-0-0-0	3-1	19-33	1-of-9	6-of-7	34-36
2001-02	0-2-0-0	0-1-0-0	0-1-0-0	5-11	51-66	1-of-9	4-of-5	10-16
2002-03	0-0-1-1	0-0-0-1	0-0-1-0	5-6	57-69	3-of-14	5-of-7	27-39
2003-04	0-1-0-0	0-1-0-0	0-0-0-0	3-5	28-24	1-of-4	1-of-2	4-8
2005-06	0-1-0	0-0-0	0-1-0	2-3	37-19	0-of-9	6-of-8	18-18
2006-07	DID NOT PLAY							
2007-08	0-0-1	0-0-1	0-0-0	3-4	31-37	0-of-4	3-of-3	6-8
2008-09	2-0-0	1-0-0	1-0-0	6-0	54-71	2-of-10	11-of-11	20-20
2009-10	1-1-0	0-1-0	1-0-0	7-7	68-63	2-of-9	9-of-11	34-20
2010-11	0-0-1	0-0-0	0-0-1	3-4	23-33	0-of-2	1-of-1	7-9
2011-12	0-1-0	0-1-0	0-0-0	2-4	37-26	0-of-1	0-of-1	6-6
2012-13	DID NOT PLAY							
2013-14	2-1-1	2-0-0	0-1-1	14-11	130-132	2-of-17	16-of-18	68-56
2014-15	2-2-1	1-1-1	1-1-0	16-19	135-170	4-of-18	16-of-19	93-93
2015-16	1-3-0	1-1-0	0-2-0	9-16	116-129	3-of-12	10-of-15	37-31
2016-17	2-2-1	1-1-0	1-1-1	8-12	146-145	2-of-15	11-of-12	38-44
2017-18	1-3-0	1-1-0	0-2-0	12-12	146-91	2-of-10	6-of-10	33-27
2018-19	3-1-0	1-1-0	2-0-0	7-6	118-115	3-of-14	10-of-11	24-30
TOTAL	15-18-1-6	9-9-0-3	6-9-1-3	105-121	1,196-1,223	26-of-157	115-of-141	459-461

Current Streak:

Last 10 Games:

Last Win:

Last Regulation Loss:

Most Lopsided Win:

Most Lopsided Loss:

Last Tie:

Last OT Game:

OT Record (W-L-T):

Most Goals Scored:

Most Goals Allowed:

Most Goals, Both Teams:

Longest Win Streak:

Longest Pts. Streak:

Longest Pointless Streak:

Longest Winless Streak:

OVERALL

2-0-0 since 1/12/19

4-5-1

2/12/19, 3-0 at CBJ

12/8/18, 0-4 at CBJ

4, 2x (2/26/18 most recent, 5-1 at CBJ)

5, 1/5/17 (0-5 at WSH)

1/3/03, 2-2 at WSH

1/12/19, 2-1 OTW at WSH

5-6-1

5, 5x (2/26/18 most recent, 5-1 W at CBJ)

6, 2x (1/19/16 most recent, 3-6 L at CBJ)

9, 5x (1/19/16 most recent, 3-6 L at CBJ)

3, 11/29/08 - 11/1/09

4, 2/5/08 - 11/1/09 (3-0-0-1)

4, 4/2/17 - 2/9/18

7, 1/9/02 - 2/5/08 (0-4-1-2)

AT CBJ

1-0-0 since 2/12/19

5-5-0

2/12/19, 3-0

12/8/18, 0-4

4, 2x (2/26/18 most recent, 5-1)

4, 12/8/18 (0-4)

None

11/15/16, 2-1 OTW

2-3-0

5, 4x (2/26/18 most recent, 5-1 W)

6, 1/19/16 (3-6)

9, 3x, (1/19/16 most recent, 3-6 L)

2, 1/17/14 - 1/30/14

4, 1/17/14 - 1/27/15 (3-0-0-1)

2, 2x, 4/2/17 - 2/6/18, most recent

4, 3/23/02 - 2/5/08 (0-2-0-2)

AT WSH

2-0-0 since 11/9/18

4-5-1

1/12/19, 2-1 OT

2/9/18, 2-4

3, 1/9/09 (3-0)

5, 1/5/17 (0-5)

1/3/03, 2-2

1/12/19, 2-1 OTW

3-3-1

5, 11/1/09 (5-4 OTW)

6, 1/9/02 (3-6 L)

9, 2x (11/1/09 most recent, 5-4 OTW)

2, 2x, 11/9/18 - current, most recent

3, 1/9/09 - 3/31/11 (2-0-0-1)

2, 2x, 12/2/17 - 2/9/18, most recent

4, 2x, 1/5/17 - 2/9/18, most recent (0-3-0-1)

ALL-TIME RESULTS

2000-01	(1-0-0-0)	2001-02	(0-2-0-0)	2002-03	(0-0-1-1)	2003-04	(0-1-0-0)	2005-06	(0-1-0)	2006-07	(0-0-0)
10/27	at CBJ 3, WSH 1	1/9	at WSH 6, CBJ 3	11/5	WSH 4, at CBJ 3 OT	11/29	WSH 5, at CBJ 3	10/5	at WSH 3, CBJ 2	DID NOT PLAY	
		3/23	WSH 5, at CBJ 2	1/3	CBJ 2, at WSH 2 OT						
2007-08	(0-0-1)	2008-09	(2-0-0)	2009-10	(1-1-0)	2010-11	(0-0-1)	2011-12	(0-1-0)	2012-13	(0-0-0)
2/5	WSH 4, at CBJ 3 OT	11/29	at CBJ 3, WSH 0	11/1	CBJ 5, at WSH 4 OT	3/31	at WSH 4, CBJ 3 OT	12/31	WSH 4, at CBJ 2	DID NOT PLAY	
		1/9	CBJ 3, at WSH 0	4/3	WSH 3, at CBJ 2						
2013-14	(2-1-1)	2014-15	(2-2-1)	2015-16	(1-3-0)	2016-17	(2-2-1)	2017-18	(1-3-0)	2018-19	(3-1-0)
10/19	at WSH 4, CBJ 1	11/11	at WSH 4, CBJ 2	10/30	at WSH 2, CBJ 1	11/15	at CBJ 2, WSH 1 OT	12/2	at WSH 4, CBJ 3	11/9	CBJ 2, at WSH 1
11/12	at WSH 4, CBJ 3 OT	12/11	CBJ 3, at WSH 2 OT	1/2	at CBJ 5, WSH 4 SO	11/20	CBJ 3, at WSH 2	2/6	WSH 3, at CBJ 2	12/8	WSH 4, at CBJ 0
1/17	at CBJ 5, WSH 1	12/18	WSH 5, at CBJ 4 OT	1/19	WSH 6, at CBJ 3	1/5	at WSH 5, CBJ 0	2/9	at WSH 4, CBJ 2	1/12	CBJ 2, at WSH 1 OT
1/30	at CBJ 5, WSH 2	1/27	at CBJ 4, WSH 3	3/28	at WSH 4, CBJ 1	3/23	at WSH 2, CBJ 1 SO	2/26	at CBJ 5, WSH 1	2/12	at CBJ 3, WSH 0
		3/3	WSH 5, at CBJ 3			4/2	WSH 3, at CBJ 2				

SHUTOUTS

CBJ	3	11/29/08, Mason 26 saves (3-0 at CBJ); 1/9/09, Mason 45 saves (3-0 at WSH); 2/12/19, Bobrovsky 20 saves (3-0 at CBJ)
WSH	2	1/5/17, Holtby 29 saves (0-5 at WSH); 12/8/18, Holtby 28 saves (0-4 at CBJ)

HAT TRICKS

CBJ	0	None
WSH	1	11/29/03, Bondra against Denis (2) and Brathwaite (1) (3-5 L at CBJ)

PENALTY SHOTS

CBJ	1	3/3/15, Hartnell unsuccessful against Holtby (3-5 L at CBJ)
WSH	1	1/20/16, Ovechkin unsuccessful against Bobrovsky (3-6 L at CBJ)



WINNIPEG JETS

Bell MTS Place / 300 Portage Ave. / Winnipeg, MB R3C 5S4

winnipegjets.com / p: 204.987.7825 / @NHLJets



BLAKE WHEELER

DIRECTORY

First Season: 1999-2000

(Relocated from Atlanta in 2011)

Home Ice: Bell MTS Place

Capacity: 15,321 (opened in 2004)

Playoff Appearances: 4 (most recent 2018-19)

Stanley Cup Titles: None

Executive VP and GM: Kevin Cheveldayoff

Head Coach: Paul Maurice

Associate Coach: Jamie Kompon

Assistant Coaches:

Charlie Huddy, Wade Flaherty, Todd Woodcroft

Public Relations Contact: Scott Brown

TV Play-By-Play: Dennis Beyak

TV Color Analyst: Kevin Sawyer

Radio Play-By-Play:

Dennis Beyak, Paul Edmonds

Radio Color Analyst: Brian Munz

2019-20 SCHEDULE

DATE	HOME/AWAY	START (ET)
Nov. 23, 2019	at WPG	7:00 PM
Jan. 22, 2020	at CBJ	7:30 PM

2018-19 SEASON

Record: 47-30-5, 99 pts.

Home: 25-12-4, 54 pts.

Away: 22-18-1, 45 pts.

Playoffs: Lost 4-2 (STL) in First Round

LEADERS

Points: Blake Wheeler, 91

Goals: Mark Scheifele, 38

Assists: Blake Wheeler, 71

+/-: Andrew Copp, 20

Def. Points: Jacob Trouba, 50

Goaltending: Connor Hellebuyck, 34-23-3, 2.90 GAA

2018-19 RESULTS (0-2-0)

DATE	RESULT	ATTN	W/L GOALTENDERS	GWG GOAL
Jan. 31, 2019	at WPG 4, CBJ 3	15,321	Connor Hellebuyck / Sergei Bobrovsky	Kyle Connor
Mar. 3, 2019	WPG 5, at CBJ 2	16,091	Connor Hellebuyck / Sergei Bobrovsky	Blake Wheeler

GOALS BY PERIOD	1ST	2ND	3RD	OT	TOTAL	SHOTS BY PERIOD	1ST	2ND	3RD	OT	TOTAL
Columbus	3	2	0	-	5	Columbus	24	25	24	-	73
Winnipeg	2	2	5	-	9	Winnipeg	18	17	17	-	52

POWER PLAY	GOALS	ATTEMPTS	PCT	PENALTY KILLING	KILLS	ATTEMPTS	PCT
Columbus	2	7	28.6	Columbus	6	7	85.7
Winnipeg	1	7	14.3	Winnipeg	5	7	71.4

SKATERS

COLUMBUS	GP	G	A	P	+/-	PIM	PP	SH	GW	EN	S	%	WINNIPEG	GP	G	A	P	+/-	PIM	PP	SH	GW	EN	S	%
Artemi Panarin	2	1	3	4	-1	0	0	0	0	0	10	10.0	Blake Wheeler	2	4	1	5	4	2	0	0	1	1	8	50.0
Seth Jones	2	1	2	3	-3	0	0	0	0	0	4	25.0	Mark Scheifele	2	1	3	4	5	2	0	0	0	0	4	25.0
Nick Foligno	2	1	1	2	0	5	1	0	0	0	6	16.7	Andrew Copp	2	0	2	2	2	0	0	0	0	0	2	0.0
Josh Anderson	2	1	0	1	1	2	1	0	0	0	6	16.7	Jacob Trouba	2	0	2	2	2	0	0	0	0	0	4	0.0
Oliver Bjorkstrand	2	1	0	1	0	0	0	0	0	0	10	10.0	Nathan Beaulieu	1	0	2	2	3	0	0	0	0	0	0	0.0

GOALTENDING

COLUMBUS	GP	MIN	GA	GAA	SO	W	L	OTL	SA	SV%	WINNIPEG	GP	MIN	GA	GAA	SO	W	L	OTL	SA	SV%
Sergei Bobrovsky	2	118	8	4.07	0	0	2	0	51	.843	Connor Hellebuyck	2	120	5	2.50	0	2	0	0	73	.932



COLUMBUS VS. WINNIPEG ALL-TIME

SEASON	W-L-T/O	HOME	AWAY	GF-GA	SF-SA	PP	PK	PIM
2000-01	1-1-0-0	0-1-0-0	1-0-0-0	4-2	56-60	1-of-8	10-of-10	32-41
2001-02	1-0-0-0	1-0-0-0	0-0-0-0	5-4	31-31	3-of-4	3-of-3	11-13
2002-03	0-2-0-0	0-1-0-0	0-1-0-0	4-6	67-57	1-of-10	10-of-11	32-40
2003-04	1-1-0-0	1-0-0-0	0-1-0-0	5-4	50-41	0-of-12	11-of-13	52-50
2005-06	0-1-0	0-0-0	0-1-0	2-5	28-31	1-of-5	5-of-6	31-19
2006-07	DID NOT PLAY							
2007-08	1-0-0	1-0-0	0-0-0	2-0	28-21	1-of-4	2-of-2	9-13
2008-09	1-0-0	0-0-0	1-0-0	2-0	31-15	0-of-3	2-of-2	11-13
2009-10	2-0-0	1-0-0	1-0-0	6-4	42-64	1-of-6	8-of-10	22-14
2010-11	1-0-0	0-0-0	1-0-0	3-0	42-25	0-of-1	2-of-2	4-2
2011-12	1-0-0	1-0-0	0-0-0	2-1	27-36	0-of-4	5-of-5	15-13
2012-13	DID NOT PLAY							
2013-14	1-1-0	0-1-0	1-0-0	8-6	50-63	0-of-6	7-of-9	50-4
2014-15	0-2-0	0-1-0	0-1-0	2-8	63-61	1-of-9	5-of-7	21-40
2015-16	0-2-0	0-1-0	0-1-0	6-9	50-62	1-of-9	4-of-6	34-30
2016-17	1-1-0	0-1-0	1-0-0	9-8	74-66	2-of-4	3-of-7	18-12
2017-18	2-0-0	1-0-0	1-0-0	7-3	76-56	0-of-7	7-of-7	14-14
2018-19	0-2-0	0-1-0	0-1-0	5-9	73-52	2-of-7	6-of-7	10-10
TOTAL	13-13-0-0	6-7-0-0	7-6-0-0	72-69	788-741	14-of-99	90-of-107	366-328

	OVERALL	AT CBJ	AT WPG/ATL
Current Streak:	0-2-0 since 1/31/19	0-1-0 since 3/3/19	0-1-0 since 1/31/19
Last 10 Games:	3-7-0	5-5-0	6-4-0
Last Win:	10/27/17, 2-1 OT at CBJ	10/27/17, 2-1 OT	10/17/17, 5-2
Last Regulation Loss:	3/3/19, 2-5 at CBJ	3/3/19, 2-5	1/31/19, 3-4
Most Lopsided Win:	3, 4x (10/17/17 most recent, 5-2 at WPG)	2, 2x (12/26/07 most recent, 2-0)	3, 4x (10/17/17 most recent, 5-2)
Most Lopsided Loss:	4, 1/21/15 (0-4 at WPG)	3, 3/3/19 (2-5)	4, 1/21/15 (0-4)
Last Tie:	None	None	None
Last OT Game:	10/27/17, 2-1 OTW at CBJ	10/27/17, 2-1 OTW	None
OT Record (W-L-T):	2-0-0	2-0-0	0-0-0
Most Goals Scored:	6, 1/11/14 (6-3 W at WPG)	5, 4/12/02 (5-4 OTW)	6, 1/11/14 (6-3 W)
Most Goals Allowed:	6, 12/10/15 (4-6 L at WPG)	5, 2x (3/3/19 most recent, 2-5 L)	6, 12/10/15 (4-6 L)
Most Goals, Both Teams:	10, 12/10/15 (4-6 L)	9, 2x (4/6/17 most recent, 4-5 L)	10, 12/10/15 (4-6 L)
Longest Win Streak:	6, 12/26/07 - 11/12/11	4, 11/7/03 - 11/12/11	4, 11/22/08 - 1/11/14
Longest Pts. Streak:	6, 12/26/07 - 11/12/11 (6-0-0-0)	4, 11/7/03 - 11/12/11 (4-0-0-0)	4, 11/22/08 - 1/11/14 (4-0-0-0)
Longest Pointless Streak:	4, 11/25/14 - 12/10/15	4, 12/16/13 - 4/6/17	3, 3/17/03 - 12/9/05
Longest Winless Streak:	4, 11/25/14 - 12/10/15 (0-4-0-0)	4, 12/16/13 - 4/6/17 (0-4-0-0)	3, 3/17/03 - 12/9/05 (0-3-0-0)

ALL-TIME RESULTS

2000-01	(1-1-0-0)	2001-02	(1-0-0-0)	2002-03	(0-2-0-0)	2003-04	(1-1-0-0)	2005-06	(0-1-0)	2006-07	(0-0-0)
12/2	ATL 2, at CBJ 1	4/12	at CBJ 5, ATL 4 OT	3/17	at ATL 3, CBJ 2	10/9	at ATL 2, CBJ 1	12/9	at ATL 5, CBJ 2	DID NOT PLAY	
3/16	CBJ 3, at ATL 0			3/22	ATL 3, at CBJ 2	11/7	at CBJ 4, ATL 2				
2007-08	(1-0-0)	2008-09	(1-0-0)	2009-10	(2-0-0)	2010-11	(1-0-0)	2011-12	(1-0-0)	2012-13	(0-0-0)
12/26	at CBJ 2, ATL 0	11/22	CBJ 2, at ATL 0	11/5	CBJ 4, at ATL 3	11/4	CBJ 3, at ATL 0	11/12	at CBJ 2, WPG 1	DID NOT PLAY	
				3/11	at CBJ 2, ATL 1						
2013-14	(1-1-0)	2014-15	(0-2-0)	2015-16	(0-2-0)	2016-17	(1-1-0)	2017-18	(2-0-0)	2018-19	(0-2-0)
12/16	WPG 3, at CBJ 2	11/25	WPG 4, at CBJ 2	10/31	WPG 3, at CBJ 2	12/29	CBJ 5, at WPG 3	10/17	CBJ 5, at WPG 2	1/31	at WPG 4, CBJ 3
1/11	CBJ 6, at WPG 3	1/21	at WPG 4, CBJ 0	12/10	at WPG 6, CBJ 4	4/6	WPG 5, at CBJ 4	10/27	at CBJ 2, WPG 1 OT	3/3	WPG 5, at CBJ 2

SHUTOUTS

CBJ	4	3/16/01, Tugnut 34 saves (3-0 at ATL); 12/26/07, Leclaire 21 saves (2-0 at CBJ); 11/22/08, Mason 15 saves (2-0 at ATL); 11/4/10, Garon 25 saves (3-0 at ATL)
WPG	1	1/21/15, Hutchinson 29 saves (0-4 at WPG)

HAT TRICKS

CBJ	2	3/16/01, Wright against Maracle (2) and 1 EN (3-0 W at ATL); 11/7/03, Vyborny against Dafoe (2) and 1 EN (4-2 W at CBJ)
WPG	2	12/9/05, Petrovicky against Leclaire (2) and 1 EN (2-5 L at ATL); 3/3/19, Wheeler against Bobrovsky (3) and 1 EN (2-5 L at CBJ)

PENALTY SHOTS

CBJ	1	1/11/14, Jenner goal against Pavelec (6-3 W at WPG)
WPG	1	4/12/02, Hrkac goal against Denis (5-4 OTW at CBJ)

RECORD BOOK



ALL-TIME STATISTICS



TEAM TOTALS

Games Played:	1,442	Goals:	3,707	Overtime Wins:	151	Shootout Losses:	65
Wins:	627	Goals, Home:	1,961	Overtime Wins, Home:	79	Shootout Losses, Home:	31
Wins, Home:	359	Goals, Road:	1,746	Overtime Wins, Road:	72	Shootout Losses, Road:	34
Wins, Road:	268	Goals Against:	4,173	Overtime Losses:	67	Shutouts For:	96
Regulation Losses:	650	Goals Against, Home:	1,964	Overtime Losses, Home:	34	Shutouts Against:	120
Regulation Losses, Home:	279	Goals Against, Road:	2,209	Overtime Losses, Road:	33		
Regulation Losses, Road:	371	Penalty Minutes:	18,986	Shootout Games:	133		
Ties:	33	Power Play Goals:	892	Shootout Wins:	68		
Ties, Home:	18	Shorthanded Goals:	116	Shootout Wins, Home:	34		
Ties, Road:	15	Overtime Games:	316	Shootout Wins, Road:	34		

TEAM TOTALS BY SEASON

GOALS SCORED

Year	G	AVG.	Rank
2000-01	190	2.32 avg.	26th
2001-02	164	2.00 avg.	30th
2002-03	213	2.60 avg.	16th
2003-04	177	2.16 avg.	29th
2005-06	215	2.62 avg.	28th
2006-07	196	2.39 avg.	28th
2007-08	190	2.32 avg.	29th
2008-09	220	2.68 avg.	21st
2009-10	214	2.61 avg.	20th-T
2010-11	210	2.56 avg.	24th
2011-12	198	2.42 avg.	26th
2012-13	115	2.40 avg.	25th
2013-14	226	2.76 avg.	12th
2014-15	227	2.77 avg.	12th
2015-16	213	2.60 avg.	18th-T
2016-17	247	3.01 avg.	6th
2017-18	236	2.88 avg.	17th
2018-19	256	3.12 avg.	12th

SHOTS

Year	SF	AVG.	Rank
2000-01	2,082	25.4 avg.	27th
2001-02	2,046	25.0 avg.	27th
2002-03	2,143	26.1 avg.	27th
2003-04	2,280	27.8 avg.	18th
2005-06	2,250	27.4 avg.	29th
2006-07	2,273	27.7 avg.	25th
2007-08	2,378	29.0 avg.	14th
2008-09	2,370	28.9 avg.	20th-T
2009-10	2,338	28.5 avg.	26th
2010-11	2,506	30.6 avg.	14th
2011-12	2,454	29.9 avg.	14th
2012-13	1,283	26.7 avg.	27th
2013-14	2,431	29.6 avg.	19th
2014-15	2,366	28.9 avg.	24th
2015-16	2,387	29.1 avg.	21st-T
2016-17	2,540	31.0 avg.	9th
2017-18	2,761	33.7 avg.	5th
2018-19	2,592	31.6 avg.	16th

SHUTOUTS

Year	SO
2000-01	4
2001-02	3
2002-03	5
2003-04	5
2005-06	1
2006-07	4
2007-08	11
2008-09	11
2009-10	6
2010-11	6
2011-12	2
2012-13	4
2013-14	8
2014-15	2
2015-16	1
2016-17	8
2017-18	5
2018-19	9

GOALS AGAINST

Year	GA	AVG.	Rank
2000-01	233	2.84 avg.	19th
2001-02	255	3.11 avg.	28th
2002-03	263	3.21 avg.	29th
2003-04	238	2.90 avg.	24th
2005-06	276	3.37 avg.	26th
2006-07	244	2.98 avg.	16th
2007-08	210	2.56 avg.	8th
2008-09	223	2.72 avg.	9th-T
2009-10	249	3.04 avg.	24th
2010-11	250	3.05 avg.	26th
2011-12	257	3.13 avg.	28th
2012-13	115	2.40 avg.	9th-T
2013-14	214	2.61 avg.	13th
2014-15	248	3.02 avg.	25th
2015-16	248	3.02 avg.	29th
2016-17	193	2.35 avg.	2nd
2017-18	226	2.76 avg.	9th-T
2018-19	231	2.82 avg.	11th

SHOTS AGAINST

Year	SA	AVG.	Rank
2000-01	2,475	30.2 avg.	26th
2001-02	2,469	30.1 avg.	25th
2002-03	2,641	32.2 avg.	28th
2003-04	2,623	32.0 avg.	28th
2005-06	2,762	33.7 avg.	28th
2006-07	2,345	28.6 avg.	10th
2007-08	2,247	27.4 avg.	6th-T
2008-09	2,281	27.8 avg.	3rd
2009-10	2,514	30.7 avg.	17th
2010-11	2,447	29.8 avg.	11th
2011-12	2,537	30.9 avg.	25th
2012-13	1,436	26.7 avg.	19th
2013-14	2,524	30.8 avg.	20th
2014-15	2,742	33.4 avg.	28th
2015-16	2,550	31.1 avg.	26th-T
2016-17	2,489	30.4 avg.	17th-T
2017-18	2,567	31.3 avg.	11th-T
2018-19	2,418	29.5 avg.	6th-T

SHUTOUTS AGAINST

Year	SO
2000-01	7
2001-02	11
2002-03	9
2003-04	11
2005-06	5
2006-07	16
2007-08	6
2008-09	6
2009-10	4
2010-11	6
2011-12	5
2012-13	5
2013-14	4
2014-15	6
2015-16	5
2016-17	5
2017-18	3
2018-19	6

FACE-OFF PERCENTAGE

Year	PCT.	Rank
2000-01	51.2	9th
2001-02	50.1	15th-T
2002-03	48.6	23rd
2003-04	47.8	25th
2005-06	49.4	20th
2006-07	50.2	14th
2007-08	52.3	4th
2008-09	51.2	11th-T
2009-10	51.0	9th
2010-11	51.2	8th-T
2011-12	50.9	9th
2012-13	52.0	4th-T
2013-14	51.6	8th-T
2014-15	49.3	17th
2015-16	49.0	24th
2016-17	48.6	20th
2017-18	48.4	26th
2018-19	50.2	16th

PENALTY MINUTES

Year	PIM	AVG.	Rank
2000-01	1,234	15.0 avg.	15th
2001-02	1,198	14.6 avg.	20th
2002-03	1,505	18.4 avg.	2nd
2003-04	1,209	14.7 avg.	17th-T
2005-06	1,396	17.0 avg.	12th
2006-07	1,357	16.5 avg.	28th
2007-08	1,301	16.2 avg.	25th
2008-09	1,207	15.0 avg.	21st
2009-10	1,070	13.2 avg.	18th
2010-11	1,127	13.6 avg.	22nd-T
2011-12	1,053	12.6 avg.	23rd-T
2012-13	605	12.6 avg.	23rd
2013-14	910	11.1 avg.	10th
2014-15	978	11.9 avg.	28th
2015-16	995	12.1 avg.	28th
2016-17	714	8.7 avg.	9th
2017-18	565	6.9 avg.	3rd
2018-19	512	6.2 avg.	2nd



ALL-TIME STATISTICS

RECORD BY SEASON

Year	HOME						ROAD						OVERALL						Finish
	GP	W	L	T	OTL	PTS	GP	W	L	T	OTL	PTS	GP	W	L	T	OTL	PTS	
2000-01	41	19	15	4	3	45	41	9	24	5	3	26	82	28	39	9	6	71	4th-T Central/13th Western
2001-02	41	14	18	5	4	37	41	8	29	3	1	20	82	22	47	8	5	57	5th Central/15th Western
2002-03	41	20	14	5	2	47	41	9	28	3	1	22	82	29	42	8	3	69	5th Central/15th Western
2003-04	41	17	18	4	2	40	41	8	27	4	2	22	82	25	45	8	4	62	4th Central/14th Western
2005-06	41	23	18	...	0	46	41	12	25	...	4	28	82	35	43	...	4	74	3rd Central/13th Western
2006-07	41	18	19	...	4	40	41	15	23	...	3	33	82	33	42	...	7	73	4th Central/11th Western
2007-08	41	20	14	...	7	47	41	14	22	...	5	33	82	34	36	...	12	80	4th Central/13th Western
2008-09	41	25	13	...	3	53	41	16	18	...	7	39	82	41	31	...	10	92	4th Central/7th Western
2009-10	41	20	12	...	9	49	41	12	23	...	6	30	82	32	35	...	15	79	5th Central/14th Western
2010-11	41	17	19	...	5	39	41	17	16	...	8	42	82	34	35	...	13	81	5th Central/13th Western
2011-12	41	17	21	...	3	37	41	12	25	...	4	28	82	29	46	...	7	65	5th Central/15th Western
2012-13	24	14	5	...	5	33	24	10	12	...	2	22	48	24	17	...	7	55	4th Central/9th Western
2013-14	41	22	15	...	4	48	41	21	17	...	3	45	82	43	32	...	7	93	4th Metropolitan/7th Eastern
2014-15	41	19	20	...	2	40	41	23	15	...	3	49	82	42	35	...	5	89	5th Metropolitan/11th Eastern
2015-16	41	18	17	...	6	42	41	16	23	...	2	34	82	34	40	...	8	76	8th Metropolitan/15th Eastern
2016-17	41	28	12	...	1	57	41	22	12	...	7	51	82	50	24	...	8	108	3rd Metropolitan/3rd Eastern
2017-18	41	26	12	...	3	55	41	19	18	...	4	42	82	45	30	...	7	97	4th Metropolitan/7th Eastern
2018-19	41	22	17	...	2	46	41	25	14	...	2	52	82	47	31	...	4	98	5th Metropolitan/8th Eastern

ATTENDANCE

Year	GP	Total	Average	Capacity	% CAP.	Sellouts	Year	GP	Total	Average	Capacity	% CAP.	Sellouts
2000-01	41	715,513	17,452	18,136	96.2 pct.	26	2010-11	40	546,350	13,659	18,144	75.3 pct.	6
2001-02	41	743,576	18,136	18,136	100 pct.	41	2011-12	41	601,071	14,660	18,144	80.8 pct.	4
2002-03	41	727,522	17,744	18,136	97.8 pct.	23	2012-13	24	349,558	14,564	18,144	80.3 pct.	3
2003-04	41	712,415	17,376	18,136	95.8 pct.	16	2013-14	41	602,619	14,698	18,144	81.0 pct.	6
2005-06	41	688,655	16,796	18,136	92.6 pct.	9	2014-15	41	635,973	15,512	18,144	85.5 pct.	4
2006-07	41	672,443	16,401	18,136	90.4 pct.	5	2015-16	41	601,293	14,666	18,144	80.8 pct.	4
2007-08	41	592,824	14,459	18,144	79.7 pct.	2	2016-17	41	650,157	15,857	18,144	87.4 pct.	12
2008-09	41	637,334	15,545	18,144	85.7 pct.	7	2017-18	41	683,004	16,659	18,144	91.8 pct.	8
2009-10	41	632,086	15,417	18,144	85.0 pct.	7	2018-19	41	682,984	16,658	18,144	91.8 pct.	15
TOTALS								720	11,489,982	15,958	18,144	88.0 pct.	198

SPECIAL TEAMS BY SEASON

POWER PLAY					ROAD					OVERALL				
Year	G	ATT	PCT	Rank	G	ATT	PCT	Rank		G	ATT	PCT	Rank	
2000-01	37	219	16.9	20th	19	162	11.7	26th		56	381	14.7	22nd	
2001-02	29	188	15.4	20th	21	168	12.5	26th		50	356	14.0	25th	
2002-03	41	216	19.0	7th	30	194	15.5	15th		71	410	17.3	12th	
2003-04	38	227	16.7	17th	20	174	11.5	27th		58	401	14.5	24th	
2005-06	34	236	14.4	30th	30	215	14.0	27th		64	451	14.2	28th	
2006-07	41	224	18.3	16th	24	214	11.2	29th		65	438	14.8	26th	
2007-08	29	176	16.5	19th	24	180	13.3	27th-T		53	356	14.9	26th	
2008-09	23	188	12.2	30th	18	134	13.4	30th		41	322	12.7	30th	
2009-10	27	164	16.5	25th	29	144	20.1	7th		56	308	18.2	14th	
2010-11	21	166	12.6	30th	21	135	15.6	18th		42	301	14.0	29th	
2011-12	28	163	17.2	16th-T	21	154	13.6	23rd		49	317	15.5	24th	
2012-13	14	86	16.3	23rd	8	69	11.6	27th		22	155	14.2	28th	
2013-14	32	142	22.5	4th	22	138	15.9	20th		54	280	19.3	10th	
2014-15	27	123	22.0	9th	26	121	21.5	6th		53	244	21.7	5th	
2015-16	21	131	16.0	28th	22	117	18.8	15th		43	248	17.3	21st	
2016-17	22	111	19.8	13th	20	100	20.0	11th		42	211	19.9	12th	
2017-18	25	119	21.0	17th-T	14	108	13.0	30th		39	227	17.2	25th	
2018-19	17	113	15.0	26th-T	17	108	15.7	26th-T		34	221	15.4	28th	

PENALTY KILL

HOME					ROAD					OVERALL				
Year	GA	ATT	PCT	Rank	GA	ATT	PCT	Rank		GA	ATT	PCT	Rank	
2000-01	30	179	83.2	21st	40	184	78.3	27th		70	363	80.7	27th	
2001-02	26	143	81.8	27th	26	163	84.0	16th		52	306	83.0	22nd	
2002-03	26	193	86.5	4th	34	216	84.3	9th		60	409	85.3	8th	
2003-04	18	152	88.2	4th	32	185	82.7	17th		50	337	85.2	9th	
2005-06	41	244	83.2	17th	54	279	80.6	18th-T		95	523	81.8	17th	
2006-07	37	207	82.1	20th	48	246	80.5	18th		85	453	81.2	21st	
2007-08	31	170	81.8	22nd	32	208	84.6	5th		63	378	83.3	9th	
2008-09	27	174	84.5	8th	35	172	79.6	21st		62	346	82.1	13th	
2009-10	25	153	83.7	11th-T	36	181	80.1	20th		61	334	81.7	17th	
2010-11	25	154	83.8	12th	37	160	76.9	26th		62	314	81.7	22nd	
2011-12	25	128	80.5	26th	39	146	73.3	30th		64	274	76.6	30th	
2012-13	8	67	88.1	6th	17	77	77.9	21st		25	144	82.6	11th	
2013-14	21	143	85.3	4th	29	137	78.8	25th-T		50	280	82.1	14th-T	
2014-15	30	142	78.9	27th	30	161	81.4	12th		60	303	80.2	23rd-T	
2015-16	22	126	82.5	16th	31	153	79.7	19th		53	279	81.0	19th	
2016-17	17	102	83.3	10th	22	121	81.8	13th		39	223	82.5	9th-T	
2017-18	19	105	81.9	14th	32	109	70.6	30th		51	214	76.2	26th-T	
2018-19	14	93	84.9	5th	16	107	85.0	3rd		30	200	85.0	1st-T	

ALL-TIME STATISTICS



SPECIAL TEAMS BY SEASON continued

SHORTHANDED

Year	GF	Rank	HOME	GA	Rank
2000-01	1	28th-T	5	20th-T	
2001-02	2	22nd-T	3	9th-T	
2002-03	4	9th-T	3	7th-T	
2003-04	2	20th-T	7	27th-T	
2005-06	6	10th-T	6	19th-T	
2006-07	2	22nd-T	3	7th-T	
2007-08	2	23rd-T	4	13th-T	
2008-09	4	12th-T	6	26th-T	
2009-10	3	18th-T	3	16th-T	
2010-11	1	26th-T	8	28th-T	
2011-12	3	14th-T	5	23rd-T	
2012-13	1	13th-T	1	5th-T	
2013-14	5	6th-T	3	13th-T	
2014-15	1	22nd-T	4	20th-T	
2015-16	3	12th-T	5	26th-T	
2016-17	2	15th-T	1	2nd-T	
2017-18	2	23rd-T	1	1st-T	
2018-19	6	7th-T	2	9th-T	

ROAD

GF	Rank	GA	Rank
2	25th-T	3	5th-T
1	22nd-T	5	19th-T
8	1st-T	6	26th
3	22nd-T	7	27th-T
4	16th-T	2	2nd
4	15th-T	7	23rd-T
6	5th-T	1	1st
4	12th-T	6	24th-T
3	10th-T	6	23rd-T
5	8th-T	3	11th-T
4	6th-T	3	14th-T
2	7th-T	1	6th-T
4	6th-T	5	20th-T
4	7th-T	1	1st-T
0	28th-T	3	13th-T
8	1st-T	1	1st-T
2	20th-T	6	26th-T
2	23rd-T	4	15th-T

OVERALL

GF	Rank	GA	Rank
3	28th-T	8	14th-T
3	26th-T	8	17th-T
12	2nd-T	9	20th-T
5	24th-T	14	27th-T
10	14th-T	8	8th-T
6	21st-T	10	17th-T
8	12th-T	5	4th-T
8	11th-T	12	27th
6	16th-T	9	26th-T
6	15th-T	11	26th-T
7	9th-T	8	21st-T
3	8th-T	2	7th-T
9	6th-T	8	20th-T
5	17th	5	11th-T
3	24th-T	8	22nd-T
10	2nd-T	2	1st-T
4	25th-T	7	18th-T
8	11th-T	6	10th

SITUATIONAL SCORING BY SEASON

Year	5-ON-5	5-ON-4	5-ON-3	4-ON-4	4-ON-3	3-ON-3	3-ON-4	3-ON-5	4-ON-5	Empty Net	Pen. Shot
2000-01	115-137	45-9	7-0	6-9	1-0	0-0	1-0	0-2	2-67	9-7	2-0
2001-02	99-170	41-7	4-0	7-13	3-0	0-0	0-1	0-3	3-46	4-9	0-1
2002-03	116-178	63-8	4-0	5-9	4-0	0-0	0-1	0-5	12-54	9-4	0-0
2003-04	101-155	47-11	8-0	8-7	2-0	0-0	0-0	0-3	3-48	4-10	1-1
2005-06	123-159	53-8	7-0	7-5	3-0	0-0	1-1	0-10	8-82	3-8	1-0
2006-07	110-130	50-7	9-0	10-13	2-0	0-0	0-3	0-12	6-68	2-5	0-1
2007-08	112-126	45-1	6-0	10-10	1-0	0-0	0-2	1-7	5-52	9-9	0-2
2008-09	153-132	39-9	1-0	9-8	1-0	0-1	0-1	0-6	7-55	7-9	1-0
2009-10	136-166	47-8	5-0	5-9	1-0	0-0	0-1	1-4	5-55	11-3	1-1
2010-11	139-160	34-11	4-0	10-9	1-0	0-0	0-1	0-4	6-55	9-7	0-0
2011-12	130-162	42-6	6-0	2-8	0-0	0-0	0-0	0-1	6-63	9-12	1-0
2012-13	83-82	19-1	1-0	4-4	2-0	0-0	0-1	0-3	3-19	2-6	0-0
2013-14	148-136	46-7	5-0	4-8	3-0	0-0	1-1	0-2	8-45	8-8	1-0
2014-15	144-168	50-4	1-0	7-2	2-0	0-0	0-1	0-6	5-53	11-12	2-0
2015-16	150-161	38-9	4-0	1-2	1-0	1-4	0-1	0-4	2-44	11-18	1-0
2016-17	168-133	39-2	0-0	7-2	1-0	9-4	0-2	0-2	8-33	9-9	2-0
2017-18	169-149	36-7	1-0	2-5	1-0	8-3	0-1	0-1	3-48	10-10	0-0
2018-19	187-170	30-5	2-0	2-5	2-0	6-3	0-0	0-1	6-30	15-11	1-1
Total	2,382-2,674	764-120	75-0	106-128	31-0	24-15	3-18	2-76	98-917	142-157	14-7

20-PLUS GOAL SEASONS

Player	Season	Date/Opponent	TGm	PGM	Tot	Player	Season	Date/Opponent	TGm	PGM	Tot
Geoff Sanderson	2000-01	Jan. 21 vs. Tampa Bay	48	48	30	R.J. Umberger	2010-11	Feb. 25 vs. Phoenix	60	60	25
Steve Heinze*	2000-01	Feb. 28 vs. Phoenix	64	61	22*	Rick Nash	2011-12	Feb. 21 vs. San Jose	60	60	30
Ray Whitney	2001-02	Mar. 21 vs. Detroit	70	57	21	R.J. Umberger	2011-12	Apr. 7 at NY Islanders	82	77	20
Mike Sillinger	2001-02	Apr. 6 at Montreal	78	76	20	Ryan Johansen	2013-14	Jan. 30 vs. Washington	54	54	33
Geoff Sanderson	2002-03	Dec. 31 vs. Pittsburgh	37	37	34	Artem Anisimov	2013-14	Mar. 29 at Carolina	74	73	22
Ray Whitney	2002-03	Mar. 6 vs. Vancouver	66	65	24	Cam Atkinson	2013-14	Apr. 1 vs. Colorado	75	72	21
Andrew Cassels	2002-03	Apr. 4 vs. Detroit	81	78	20	Ryan Johansen	2014-15	Feb. 6 vs. St. Louis	50	50	26
David Vyborny	2002-03	Apr. 6 at Minnesota	79	82	20	Nick Foligno	2014-15	Feb. 6 vs. St. Louis	50	49	31
Rick Nash	2003-04	Dec. 19 vs. Calgary	31	31	41	Scott Hartnell	2014-15	Mar. 13 vs. Edmonton	68	63	28
David Vyborny	2003-04	Mar. 14 at Minnesota	72	72	22	Cam Atkinson	2014-15	Mar. 28 at St. Louis	75	71	22
Nikolai Zherdev	2005-06	Mar. 4 at Los Angeles	60	59	27	Brandon Saad	2015-16	Feb. 11 vs. Anaheim	56	55	31
Rick Nash	2005-06	Mar. 15 at Chicago	66	38	31	Boone Jenner	2015-16	Feb. 22 at Boston	60	60	30
David Vyborny	2005-06	Apr. 15 vs. Chicago	80	78	22	Scott Hartnell	2015-16	Feb. 27 vs. Florida	63	61	23
Rick Nash	2006-07	Mar. 3 at Phoenix	66	59	27	Cam Atkinson	2015-16	Feb. 29 at NY Rangers	64	63	27
Fredrik Modin	2006-07	Mar. 25 at St. Louis	75	72	22	Cam Atkinson	2016-17	Jan. 10 at Carolina	40	40	35
Rick Nash	2007-08	Dec. 31 vs. Edmonton	39	37	38	Nick Foligno	2016-17	Feb. 15 vs. Toronto	56	54	26
Nikolai Zherdev	2007-08	Jan. 19 at Dallas	48	48	26	Brandon Saad	2016-17	Mar. 4 at Ottawa	63	63	24
Rick Nash	2008-09	Jan. 27 vs. Detroit	48	44	40	Artemi Panarin	2017-18	Mar. 4 at San Jose	66	66	27
R.J. Umberger	2008-09	Feb. 19 at Toronto	59	59	26	Cam Atkinson	2017-18	Mar. 27 at Edmonton	77	61	24
Kristian Huselius	2008-09	Mar. 13 at Chicago	66	65	21	Pierre-Luc Dubois	2017-18	Apr. 3 vs. Detroit	80	80	20
Rick Nash	2009-10	Jan. 16 vs. Chicago	50	50	33	Cam Atkinson	2018-19	Dec. 20 vs. New Jersey	34	33	41
Antoine Vermette	2009-10	Mar. 2 vs. Vancouver	64	64	27	Artemi Panarin	2018-19	Jan. 31 at Winnipeg	50	48	28
R.J. Umberger	2009-10	Mar. 11 vs. Atlanta	68	68	23	Pierre-Luc Dubois	2018-19	Feb. 5 at Colorado	52	52	27
Kristian Huselius	2009-10	Mar. 19 vs. Minnesota	71	63	23	Josh Anderson	2018-19	Feb. 16 at Chicago	57	57	27
Rick Nash	2010-11	Jan. 8 at Los Angeles	42	41	32	Oliver Bjorkstrand	2018-19	Mar. 30 at Nashville	78	73	23

*Had 22 goals in 65 games with Columbus before being traded to Buffalo. Finished the season with 27 goals in 79 games.

TGM - Team Game Played... PGM - Player Game Played... TOT - Season Total



ALL-TIME STATISTICS

HAT TRICKS

HAT TRICKS FOR - 37

Goals	Player	Date	Opponent	Goaltender	Result
3	Geoff Sanderson	Feb. 10, 2001	Nashville	Mike Dunham	W, 3-2
3	Deron Quint	Mar. 9, 2001	at Florida	Trevor Kidd	W, 7-6
3	Tyler Wright *	Mar. 16, 2001	at Atlanta	Norm Maracle (2, EN)	W, 3-0
3	Espen Knutsen	Jan. 24, 2002	San Jose	Evgeni Nabokov (2), Miikka Kiprusoff	W, 6-2
3	Tyler Wright	Oct. 27, 2002	Los Angeles	Jamie Storr	W, 5-1
3	Ray Whitney	Feb. 27, 2003	Los Angeles	Jamie Storr (2, EN)	W, 3-1
3	Tyler Wright	Mar. 20, 2003	Toronto	Trevor Kidd	W, 4-3 OT
4	Geoff Sanderson *	Mar. 29, 2003	at Calgary	Roman Turek (3, EN)	W, 6-4
3	David Vyborny	Nov. 7, 2003	Atlanta	Byron Dafeo (2, EN)	W, 4-2
3	Bryan Berard	Jan. 8, 2006	at Phoenix	Curtis Joseph	W, 5-2
3	Rick Nash	Apr. 7, 2006	at Detroit	Manny Legace	L, 6-5 SO
3	Rick Nash	Dec. 31, 2007	Edmonton	Dwayne Roloson (2, EN)	W, 4-2
3	Nikita Filatov	Jan. 10, 2009	Minnesota	Josh Harding	W, 4-2
3	Rick Nash	Jan. 27, 2009	Detroit	Chris Osgood	W, 3-2 OT
3	Rick Nash	Mar. 7, 2009	at Detroit	Chris Osgood	W, 8-2
3	R.J. Umberger	Nov. 30, 2009	St. Louis	Chris Mason (2, EN)	W, 5-2
3	Rick Nash *	Nov. 20, 2010	at San Jose	Antero Nittymaki	W, 3-0
3	Kristian Huselius	Dec. 16, 2010	at Edmonton	Nikolai Khabibulin	L, 3-6
3	Matt Calvert *	Feb. 25, 2011	Phoenix	Ilya Bryzgalov	W, 5-3
3	Jeff Carter	Dec. 22, 2011	at Nashville	Pekka Rinne	L, 5-6
3	Jeff Carter	Feb. 21, 2012	San Jose	Antti Niemi (2), Thomas Greiss	W, 6-3
3	R.J. Umberger	Mar. 23, 2012	Carolina	Cam Ward	W, 5-1
3	Cam Atkinson	Apr. 5, 2012	at Colorado	Semyon Varlamov	W, 5-2
3	Scott Hartnell	Mar. 24, 2015	Anaheim	John Gibson (2, EN)	W, 5-3
3	Cam Atkinson	Mar. 27, 2015	at Chicago	Corey Crawford (2, EN)	W, 5-2
3	Nick Foligno	Apr. 4, 2015	Pittsburgh	Marc-Andre Fleury (2, EN)	W, 5-3
3	Cam Atkinson	Jan. 25, 2016	Montreal	Mike Condon	W, 5-2
3	Nick Foligno	Feb. 25, 2016	New Jersey	Cory Schneider (2), Keith Kinkaid	W, 6-1
3	Brandon Saad *	Apr. 2, 2016	at Carolina	Eddie Lack	W, 5-1
3	Scott Hartnell	Dec. 22, 2016	Pittsburgh	Matt Murray (2), Marc-Andre Fleury	W, 7-1
3	Cam Atkinson	Mar. 15, 2018	at Philadelphia	Petr Mrazek (2, EN)	W, 5-3
3	Artemi Panarin	Mar. 20, 2018	at NY Rangers	Henrik Lundqvist (2, EN)	W, 5-3
3	Thomas Vanek	Mar. 27, 2018	at Edmonton	Cam Talbot (2), Laurent Brossoit	W, 7-3
3	Pierre-Luc Dubois	Mar. 29, 2018	at Calgary	Jon Gillies	W, 5-1
3	Cam Atkinson	Nov. 17, 2018	at Carolina	Scott Darling	W, 4-1
3	Cam Atkinson	Dec. 4, 2018	Calgary	David Rittich, Mike Smith (2)	L, 6-9
3	Boone Jenner	Mar. 12, 2019	Boston	Tuukka Rask (2, EN)	W, 7-4

* Natural Hat Trick



CAM ATKINSON



BOONE JENNER

ALL-TIME STATISTICS

HAT TRICKS

HAT TRICKS AGAINST - 40

Goals	Player	Date	Opponent	Goaltender	Result
3	Bill Guerin	Feb. 4, 2002	Boston	Marc Denis	L, 0-8
3	Marian Gaborik	Mar. 10, 2002	at Minnesota	Ron Tugnutt	L, 0-5
3	Marian Hossa	Nov. 23, 2002	at Ottawa	J.F. Labbe	L, 2-5
3	Pavel Bure	Dec. 3, 2002	at NY Rangers	Marc Denis	L, 3-5
3	Joe Sakic *	Mar. 13, 2003	Colorado	Marc Denis	L, 1-5
3	Peter Bondra	Nov. 29, 2003	Washington	Marc Denis (2), Fred Brathwaite	L, 3-5
3	Bill Guerin	Mar. 3, 2004	at Dallas	Marc Denis	L, 2-4
3	Jason Williams	Oct. 22, 2005	Detroit	Marc Denis	L, 0-6
3	Alexander Frolov *	Nov. 13, 2005	Los Angeles	Martin Prusek (2), Marc Denis	L, 2-8
3	Craig Conroy	Nov. 13, 2005	Los Angeles	Martin Prusek, Marc Denis (2)	L, 2-8
3	Ronald Petrovicky	Dec. 9, 2005	at Atlanta	Pascal Leclaire (2, EN)	L, 2-5
3	Jonathan Cheechoo	Jan. 5, 2006	at San Jose	Marc Denis	L, 3-6
3	Dan Cleary	Dec. 28, 2006	Detroit	Fredrik Norrena	L, 4-7
3	Ryane Clowe	Jan. 6, 2007	at San Jose	Fredrik Norrena	L, 2-5
3	Joe Sakic	Oct. 13, 2007	at Colorado	Pascal Leclaire	L, 1-5
3	Henrik Zetterberg *	Mar. 19, 2008	at Detroit	Fredrik Norrena	L, 1-3
3	Loui Eriksson	Dec. 18, 2008	at Dallas	Pascal Leclaire	L, 5-6 SO
3	Dany Heatley	Oct. 8, 2009	at San Jose	Steve Mason (2), Mathieu Garon	L, 3-6
3	Steve Sullivan	Dec. 14, 2009	Nashville	Steve Mason	L, 3-5
3	Alexandre Burrows	Jan. 5, 2010	at Vancouver	Steve Mason (2), Mathieu Garon	L, 3-7
3	Rene Bourque	Oct. 22, 2010	Calgary	Steve Mason	L, 2-6
3	Ryan Kesler	Dec. 15, 2010	at Vancouver	Mathieu Garon	L, 2-3
3	Anze Kopitar	Mar. 11, 2011	Los Angeles	Steve Mason	L, 2-4
3	Ryan Jones	Dec. 2, 2011	at Edmonton	Curtis Sanford	L, 3-6
3	Corey Perry	Jan. 8, 2012	at Anaheim	Curtis Sanford	L, 4-7
3	Viktor Stalberg	Jan. 10, 2012	at Chicago	Curtis Sanford	L, 2-5
3	Corey Perry	Feb. 12, 2012	Anaheim	Steve Mason	L, 3-5
3	Steve Sullivan	Jan. 23, 2013	at Phoenix	Steve Mason	L, 1-5
3	James Neal	Dec. 29, 2013	Pittsburgh	Curtis McElhinney	L, 3-5
3	Tyler Seguin	Oct. 14, 2014	Dallas	Sergei Bobrovsky (2, EN)	L, 2-4
3	Zach Parise	Jan. 5, 2016	Minnesota	Anton Forsberg (2, EN)	L, 2-4
3	Brock Nelson	Jan. 12, 2016	at NY Islanders	Anton Forsberg (2, EN)	L, 2-5
3	Michael Grabner	Jan. 7, 2017	NY Rangers	Curtis McElhinney	L, 4-5
3	Josh Bailey	Dec. 14, 2017	NY Islanders	Sergei Bobrovsky	W, 6-4
3	Nazem Kadri	Feb. 14, 2018	at Toronto	Joonas Korpisalo	L, 3-6
3	Filip Forsberg	Apr. 7, 2018	at Nashville	Joonas Korpisalo (2, EN)	L, 2-4
3	Christian Fischer	Oct. 23, 2018	Arizona	Sergei Bobrovsky	L, 1-4
3	Cam Fowler	Nov. 4, 2018	at Anaheim	Joonas Korpisalo	L, 2-3 OT
3	Jake Guentzel	Nov. 24, 2018	at Pittsburgh	Joonas Korpisalo	L, 2-4
4	Blake Wheeler	Mar. 3, 2019	Winnipeg	Sergei Bobrovsky (3, EN)	L, 2-5

* Natural Hat Trick



ALL-TIME STATISTICS

EXTRA ATTACKER GOALS

GOALS FOR - 74

Date	Opponent	Goal Scorer	Time	Period	Result
Oct. 22, 2000	Detroit	Steve Heinze	19:00	3rd	L, 1-2 OT
Jan. 6, 2001	at Vancouver	Chris Nielsen	19:17	3rd	L, 3-4
Feb. 12, 2001	NY Rangers	Steve Heinze	17:43	3rd	L, 3-4
Feb. 16, 2001	at Detroit	Steve Heinze	18:25	3rd	L, 2-4
Oct. 14, 2001	at Chicago	Grant Marshall	16:18	1st	T, 2-2
Nov. 13, 2001	St. Louis	David Vyborny	18:45	3rd	W, 3-2 OT
Jan. 14, 2002	at NY Rangers	Tyler Wright	18:51	3rd	T, 2-2
Dec. 14, 2002	at Detroit	Jody Shelley	1:40	3rd	L, 4-6
Dec. 4, 2003	Nashville	Rick Nash	19:39	3rd	L, 2-4
Jan. 8, 2004	at San Jose	Mark Hartigan	14:11	2nd	W, 3-2 OT
Feb. 21, 2004	at Los Angeles	Rick Nash	18:32	3rd	L, 3-4
Oct. 9, 2005	at Chicago	Jason Chimera	4:31	1st	W, 3-2
Oct. 28, 2005	Minnesota	Adam Foote	19:18	3rd	W, 2-1 SO
Nov. 26, 2005	at St. Louis	Luke Richardson	13:52	2nd	W, 4-3
Dec. 9, 2005	at Atlanta	Nikolai Zherdev	5:16	3rd	L, 2-5
Dec. 26, 2005	Chicago	Nikolai Zherdev	19:36	3rd	W, 4-3 OT
Mar. 4, 2006	at Los Angeles	Nikolai Zherdev	4:35	3rd	L, 2-3
Apr. 7, 2006	at Detroit	Rick Nash	19:27	3rd	L, 5-6 SO
Apr. 11, 2006	at Dallas	Sergei Fedorov	18:26	3rd	L, 2-3
Apr. 18, 2006	Dallas	Mark Hartigan	19:03	3rd	W, 5-4 OT
Oct. 21, 2006	at Pittsburgh	Nikolai Zherdev	15:25	3rd	L, 3-5
Nov. 25, 2006	Minnesota	Sergei Fedorov	14:46	3rd	W, 5-3
Dec. 26, 2006	Boston	Sergei Fedorov	19:37	3rd	W, 5-4 OT
Feb. 20, 2007	at St. Louis	Rick Nash	19:46	3rd	L, 4-5 SO
Feb. 27, 2007	at Colorado	Rick Nash	19:31	3rd	L, 2-3
Mar. 7, 2007	Los Angeles	Geoff Platt	16:34	1st	W, 3-2
Mar. 30, 2007	at Chicago	Jason Chimera	11:56	2nd	L, 1-3
Nov. 4, 2007	St. Louis	Manny Malhotra	15:41	1st	W, 3-0
Mar. 7, 2008	Edmonton	Dan Fritsche	19:59	3rd	L, 1-2 OT
Dec. 7, 2008	at Anaheim	Fredrik Modin	19:14	3rd	L, 3-5
Dec. 18, 2008	at Dallas	Rick Nash	1:34	1st	L, 5-6 OT
Oct. 8, 2009	at San Jose	Raffi Torres	3:35	3rd	L, 3-6
Nov. 1, 2009	at Washington	Raffi Torres	19:37	3rd	W, 5-4 OT
Mar. 9, 2010	at Anaheim	Derek Dorsett	8:55	1st	W, 5-2
Apr. 1, 2010	at Detroit	R.J. Umberger	18:47	3rd	L, 2-3
Nov. 28, 2010	at Detroit	R.J. Umberger	18:29	3rd	L, 2-4
Dec. 6, 2010	Dallas	Rick Nash	19:13	3rd	W, 3-2
Jan. 15, 2011	at Detroit	Rick Nash	18:56	3rd	L, 5-6
Jan. 19, 2011	at Florida	Antoine Vermette	19:07	3rd	W, 3-2
Feb. 8, 2011	at Pittsburgh	Samuel Pahlsson	8:08	2nd	W, 4-1
Feb. 16, 2011	Los Angeles	Kris Russell	18:37	3rd	L, 3-4
Mar. 12, 2011	at Carolina	Derek MacKenzie	18:59	3rd	W, 3-2
Apr. 9, 2011	Buffalo	Kristian Huselius	19:37	3rd	L, 4-5
Dec. 1, 2011	at Calgary	Rick Nash	19:02	3rd	W, 4-3 SO
Feb. 7, 2012	Minnesota	David Savard	8:59	1st	W, 3-1
Feb. 19, 2012	NY Rangers	Rick Nash	18:27	3rd	L, 2-3 OT
Jan. 26, 2013	Chicago	Artem Anisimov	17:41	3rd	L, 2-3
Dec. 9, 2013	at Pittsburgh	Matt Calvert	19:04	3rd	L, 1-2
Mar. 18, 2014	Carolina	Boone Jenner	19:10	3rd	L, 1-3
Jan. 31, 2015	at Tampa Bay	Ryan Johansen	16:34	3rd	L, 1-3
Feb. 9, 2015	Los Angeles	David Savard	18:07	3rd	L, 3-4
Apr. 11, 2015	at NY Islanders	Alexander Wennberg	11:11	3rd	W, 5-4 SO
Apr. 11, 2015	at NY Islanders	Scott Hartnell	18:25	3rd	W, 5-4 SO
Nov. 6, 2015	at Anaheim	Scott Hartnell	19:00	3rd	L, 2-4
Dec. 10, 2015	at Winnipeg	Cam Atkinson	18:16	3rd	L, 4-6
Jan. 2, 2016	Washington	Brandon Saad	18:52	3rd	W, 5-4 SO
Jan. 5, 2016	Minnesota	Nick Foligno	19:44	3rd	L, 2-4
Mar. 22, 2016	Philadelphia	Boone Jenner	18:56	3rd	W, 3-2 SO
Mar. 22, 2016	Philadelphia	Cam Atkinson	19:52	3rd	W, 3-2 SO
Nov. 1, 2016	Dallas	Sam Gagner (PP)	19:44	3rd	W, 3-2 OT
Nov. 21, 2016	Colorado	Cam Atkinson	19:53	3rd	L, 2-3 OT
Nov. 29, 2016	Tampa Bay	Josh Anderson	16:00	2nd	W, 5-1
Mar. 4, 2017	at Ottawa	Sam Gagner (PP)	17:38	3rd	L, 2-3
Oct. 6, 2017	NY Islanders	Ryan Murray	6:57	2nd	W, 5-0
Dec. 14, 2017	NY Islanders	Nick Foligno	17:52	2nd	W, 6-4
Dec. 29, 2017	at Ottawa	Zach Werenski (PP)	19:28	3rd	L, 4-5
Mar. 20, 2018	at NY Rangers	Artemi Panarin	9:28	2nd	W, 5-3
Mar. 31, 2018	at Vancouver	Zach Werenski	18:23	3rd	L, 4-5 OT
Mar. 31, 2018	at Vancouver	Cam Atkinson	18:39	3rd	L, 4-5 OT
Nov. 4, 2018	at Anaheim	Pierre-Luc Dubois	19:28	3rd	L, 2-3, OT
Jan. 29, 2019	vs. Buffalo	Pierre-Luc Dubois	3:17	1st	L, 4-5
Feb. 2, 2019	vs. St. Louis	Pierre-Luc Dubois	17:23	3rd	L, 2-4
Feb. 26, 2019	vs. Pittsburgh	Oliver Bjorkstrand	4:55	2nd	L, 2-5
Mar. 30, 2019	at Nashville	David Savard	15:58	1st	W, 5-2

ALL-TIME STATISTICS



EXTRA ATTACKER GOALS

GOALS AGAINST - 79

Date	Opponent	Goal Scorer	Time	Period	Result
Dec. 27, 2000	at New Jersey	Jason Arnott	18:51	3rd	T, 2-2 OT
Feb. 6, 2001	St. Louis	Scott Young	19:51	3rd	T, 2-2 OT
Feb. 17, 2001	Pittsburgh	Robert Lang	19:10	3rd	L, 2-3 OT
Dec. 31, 2001	Anaheim	Oleg Tverdovsky	18:26	3rd	W, 3-1
Jan. 6, 2002	Nashville	Greg Johnson	19:15	3rd	W, 4-3
Jan. 12, 2002	Chicago	Eric Daze	18:48	3rd	W, 5-4
Feb. 28, 2002	Pittsburgh	Alexei Morozov	19:28	3rd	L, 3-4 OT
Mar. 28, 2002	at Vancouver	Henrik Sedin	8:14	1st	L, 3-4 OT
Nov. 17, 2002	at Dallas	Scott Young	18:56	3rd	L, 2-3 OT
Nov. 22, 2002	at Buffalo	Taylor Pyatt	2:35	2nd	L, 4-5
Feb. 21, 2003	at San Jose	Jonathan Cheechoo	16:30	1st	L, 0-6
Apr. 4, 2003	Detroit	Pavel Datsyuk	19:48	3rd	T, 5-5 OT
Nov. 22, 2003	NY Islanders	Oleg Kvasa	19:19	3rd	W, 2-1
Dec. 2, 2003	Anaheim	Vinny Prospal	19:28	3rd	W, 2-1
Jan. 8, 2004	at San Jose	Scott Thornton	19:03	3rd	W, 3-2 OT
Jan. 24, 2004	Chicago	Steve Sullivan	19:19	3rd	W, 4-3
Oct. 26, 2005	Nashville	Adam Hall	19:40	3rd	W, 3-2 OT
Dec. 8, 2005	NY Islanders	Mark Parrish	19:23	3rd	W, 4-3 SO
Jan. 14, 2006	at Florida	Nathan Horton	19:13	3rd	W, 5-4 OT
Mar. 9, 2006	Phoenix	Dave Scatchard	18:13	3rd	W, 5-4
Oct. 7, 2006	at Chicago	Patrick Sharp	15:41	3rd	W, 5-4
Nov. 20, 2006	Nashville	Martin Erat	18:28	2nd	L, 1-3
Dec. 22, 2006	Vancouver	Daniel Sedin	18:45	3rd	W, 3-2
Jan. 6, 2007	at San Jose	Ryane Clowe	5:24	3rd	L, 2-5
Feb. 24, 2007	at NY Rangers	Blair Betts	2:46	1st	W, 3-2
Oct. 17, 2007	Dallas	Brenden Morrow	18:49	3rd	L, 2-3 SO
Jan. 17, 2008	at Phoenix	Martin Hanzal	18:22	3rd	W, 4-3
Nov. 3, 2008	at NY Islanders	Chris Campoli	14:15	2nd	L, 3-4 OT
Nov. 7, 2008	Montreal	Sergei Kostitsyn	19:19	3rd	W, 4-3 SO
Dec. 4, 2008	at San Jose	Joe Thornton	7:41	3rd	L, 2-3
Feb. 24, 2009	at Calgary	Mike Cammalleri	15:12	2nd	L, 1-4
Nov. 5, 2009	at Atlanta	Pavel Kubina	2:06	3rd	W, 4-3
Nov. 26, 2009	at Ottawa	Jason Spezza	18:34	1st	L, 1-2
Jan. 23, 2010	at Minnesota	Robbie Earl	18:52	3rd	L, 2-4
Feb. 4, 2010	Dallas	Brad Richards	19:13	3rd	W, 2-1
Oct. 28, 2010	Edmonton	Taylor Hall	9:57	3rd	W, 3-2 SO
Dec. 31, 2010	Ottawa	Daniel Alfredsson	18:49	3rd	W, 4-3
Mar. 9, 2011	St. Louis	Chris Stewart	6:23	3rd	L, 3-4
Mar. 12, 2011	at Carolina	Tuomo Ruutu	19:25	3rd	W, 3-2
Mar. 22, 2011	at Colorado	Daniel Winnik	19:56	3rd	L, 4-5 SO
Oct. 12, 2011	Colorado	Gabriel Landeskog	19:19	3rd	L, 2-3 SO
Oct. 22, 2011	at Ottawa	Jason Spezza	19:24	3rd	L, 3-4
Dec. 8, 2011	Nashville	Patric Hornqvist	18:24	3rd	L, 3-4 OT
Dec. 8, 2011	Nashville	Sergei Kostitsyn	19:47	3rd	L, 3-4 OT
Jan. 10, 2012	at Chicago	Viktor Stalberg	6:32	3rd	L, 2-5
Mar. 26, 2012	at Detroit	Nicklas Lidstrom	6:17	2nd	L, 2-7
Mar. 19, 2013	Nashville	Mike Fisher	18:46	3rd	W, 4-3
Dec. 21, 2013	Philadelphia	Wayne Simmons	18:19	3rd	W, 6-3
Jan. 18, 2014	at Buffalo	Tyler Myers	19:35	3rd	W, 4-3 SO
Jan. 21, 2014	Los Angeles	Robyn Regehr	16:30	3rd	W, 5-3
Apr. 9, 2014	at Dallas	Trevor Daley	8:39	3rd	W, 3-1
Dec. 6, 2014	at Tampa Bay	Ondrej Palat	18:47	3rd	W, 3-1
Dec. 9, 2014	Philadelphia	Brayden Schenn	19:04	3rd	W, 3-2 OT
Dec. 13, 2014	Pittsburgh	Kris Letang	19:49	3rd	W, 4-3 SO
Apr. 6, 2015	at NY Rangers	Derek Stepan	19:32	3rd	L, 3-4 OT
Oct. 27, 2015	at New Jersey	Kyle Palmieri (PP)	17:32	3rd	W, 3-1
Nov. 5, 2015	at Los Angeles	Jeff Carter	19:00	3rd	W, 3-2
Dec. 8, 2015	Los Angeles	Jeff Carter	18:33	3rd	L, 2-3 OT
Jan. 5, 2016	Minnesota	Zach Parise	17:22	1st	L, 2-4
Jan. 13, 2016	at Toronto	Brad Boyes	17:33	3rd	W, 3-1
Feb. 22, 2016	at Boston	Loui Eriksson	17:03	3rd	W, 6-4
Mar. 8, 2016	Detroit	Tomas Tatar	15:44	3rd	W, 5-3
Mar. 8, 2016	Detroit	Andreas Athanasiou	16:30	3rd	W, 5-3
Nov. 25, 2016	at Tampa Bay	Ondrej Palat	3:37	3rd	W, 5-3
Dec. 18, 2016	at Vancouver	Jannik Hansen	18:51	3rd	W, 4-3 OT
Dec. 29, 2016	at Winnipeg	Mathieu Perreault (PP)	18:27	3rd	W, 5-3
Jan. 8, 2017	Philadelphia	Brayden Schenn	19:43	3rd	W, 2-1 OT
Jan. 10, 2017	at Carolina	Brock McGinn	13:58	2nd	L, 3-5
Jan. 31, 2017	at NY Rangers	Kevin Klein	18:53	3rd	W, 6-4
Mar. 13, 2017	at Philadelphia	Travis Konecny	14:10	1st	W, 5-3
Oct. 10, 2017	at Carolina	Jeff Skinner	18:35	3rd	W, 2-1 OT
Jan. 7, 2018	Florida	Aleksander Barkov	18:26	3rd	W, 3-2 SO
Jan. 18, 2018	Dallas	Alexander Radulov	17:55	3rd	W, 2-1 SO
Mar. 20, 2018	at NY Rangers	Chris Kreider (PP)	18:08	3rd	W, 5-3
Nov. 3, 2018	at Los Angeles	Alex Iafallo	12:03	1st	L, 1-4
Nov. 26, 2018	at Detroit	Anthony Mantha	17:48	3rd	W, 7-5
Dec. 22, 2018	at Philadelphia	James van Riemsdyk	18:50	3rd	W, 4-3
Jan. 12, 2019	at Washington	Evgeny Kuznetsov	18:54	3rd	W, 2-1 OT
Apr. 5, 2019	at NY Rangers	Pavel Buchnevich	19:53	3rd	W, 3-2 SO



ALL-TIME STATISTICS

PENALTY SHOTS

PENALTY SHOTS FOR - 37 (14 GOALS)

Date	Opponent	Player	Goaltender	Result	Time	Per.	Score
Oct. 15, 2000	at Chicago	David Vyborny	Robbie Tallas	Goal	7:16	2nd	L, 1-2
Nov. 9, 2000	San Jose	Robert Kron	Steve Shields	Unsuccessful	5:34	1st	W, 5-2
Mar. 19, 2001	Nashville	David Vyborny	Tomas Vokoun	Goal	18:01	3rd	L, 1-2
Mar. 14, 2002	Vancouver	Mike Sillinger	Dan Cloutier	Unsuccessful	11:38	3rd	L, 1-5
Mar. 25, 2003	at Los Angeles	Andrej Nedorost	Cristobal Huet	Unsuccessful	16:09	2nd	W, 2-1 OT
Feb. 2, 2004	at Phoenix	David Vyborny	Brian Boucher	Goal	1:23	2nd	T, 3-3
Dec. 17, 2005	at Nashville	David Vyborny	Tomas Vokoun	Goal	14:50	3rd	L, 7-3
Jan. 21, 2006	at Nashville	Trevor Letowski	Tomas Vokoun	Unsuccessful	0:28	3rd	L, 7-2
Feb. 6, 2006	at Vancouver	Rick Nash	Alex Auld	Unsuccessful	13:09	2nd	L, 4-7
Mar. 15, 2006	at Chicago	Dan Fritsche	Nikolai Khabibulin	Unsuccessful	6:06	2nd	L, 2-3
Dec. 31, 2006	Chicago	Rick Nash	Nikolai Khabibulin	Unsuccessful	19:54	2nd	W, 3-1
Oct. 19, 2007	at Buffalo	Rick Nash	Ryan Miller	Unsuccessful	12:08	2nd	W, 3-0
Nov. 26, 2007	at Edmonton	Rick Nash	Dwayne Roloson	Unsuccessful	14:04	1st	L, 1-3
Feb. 8, 2008	at San Jose	Rick Nash	Evgeni Nabokov	Unsuccessful	13:03	2nd	L, 2-1 OT
Jan. 2, 2009	at Colorado	Rick Nash	Peter Budaj	Goal	12:33	2nd	W, 6-1
Apr. 8, 2009	at Chicago	Rick Nash	Nikolai Khabibulin	Unsuccessful	8:59	1st	W, 4-3 SO
Oct. 25, 2009	at Los Angeles	Rick Nash	Jonathan Quick	Unsuccessful	13:15	1st	L, 2-6
Mar. 25, 2010	Chicago	Jakub Voracek	Cristobal Huet	Goal	11:02	2nd	W, 8-3
Nov. 26, 2010	Detroit	Jared Boll	Jimmy Howard	Unsuccessful	8:53	2nd	L, 1-2
Feb. 25, 2011	Phoenix	R.J. Umberger	Ilya Bryzgalov	Unsuccessful	3:19	1st	W, 5-3
Mar. 3, 2011	at Edmonton	R.J. Umberger	Devan Dubnyk	Unsuccessful	10:15	1st	L, 2-4
Mar. 4, 2011	at Calgary	Matt Calvert	Miikka Kiprusoff	Unsuccessful	12:02	2nd	L, 3-4
Mar. 4, 2011	at Calgary	Antoine Vermette	Miikka Kiprusoff	Unsuccessful	9:25	3rd	L, 3-4
Oct. 10, 2011	Vancouver	Maksim Mayorov	Cory Schneider	Unsuccessful	19:09	3rd	L, 2-3
Mar. 25, 2012	Edmonton	Rick Nash	Devan Dubnyk	Goal	7:42	2nd	L, 3-6
Jan. 11, 2014	at Winnipeg	Boone Jenner	Ondrej Pavelec	Goal	9:07	2nd	W, 6-3
Dec. 13, 2014	Pittsburgh	Boone Jenner	Thomas Greiss	Goal	12:05	3rd	W, 4-3 SO
Mar. 3, 2015	Washington	Scott Hartnell	Braden Holtby	Unsuccessful	8:47	2nd	L, 3-5
Mar. 31, 2015	New Jersey	Brandon Dubinsky	Cory Schneider	Goal	4:40	2nd	W, 3-2 OT
Feb. 16, 2016	Boston	Alexander Wennberg	Tuukka Rask	Goal	9:54	1st	L, 2-1 OT
Oct. 22, 2016	at Dallas	Cam Atkinson	Kari Lehtonen	Unsuccessful	9:39	3rd	W, 3-0
Feb. 26, 2017	at NY Rangers	Brandon Saad	Henrik Lundqvist	Unsuccessful	19:07	1st	W, 5-2
Mar. 19, 2017	at New Jersey	Lukas Sedlak	Cory Schneider	Goal	6:32	1st	W, 4-1
Mar. 19, 2017	at New Jersey	Brandon Dubinsky	Cory Schneider	Goal	6:28	2nd	W, 4-1
Nov. 11, 2017	at Detroit	Josh Anderson	Jimmy Howard	Unsuccessful	19:17	1st	W, 2-1 SO
Dec. 20, 2018	New Jersey	Cam Atkinson	Mackenzie Blackwood	Goal	1:15	2nd	W, 2-1
Mar. 30, 2019	at Nashville	Cam Atkinson	Juuse Saros	Unsuccessful	15:13	34d	W, 5-2

PENALTY SHOTS AGAINST - 32 (25 SAVES)

Date	Opponent	Player	Goaltender	Result	Time	Per.	Score
Feb. 28, 2001	Phoenix	Jeremy Roenick	Marc Denis	Unsuccessful	17:06	2nd	W, 5-2
Dec. 12, 2001	at Colorado	Shjon Podein	Marc Denis	Unsuccessful	13:42	2nd	L, 1-5
Jan. 14, 2002	at NY Rangers	Manny Malhotra	Marc Denis	Unsuccessful	3:07	2nd	T, 2-2
Apr. 12, 2002	Atlanta	Tony Hrkac	Marc Denis	Goal	16:23	3rd	W, 5-4 OT
Jan. 23, 2003	at Colorado	Dean McAmmond	Marc Denis	Unsuccessful	7:52	1st	L, 0-5
Dec. 16, 2003	at St. Louis	Pavol Demitra	Marc Denis	Unsuccessful	18:12	2nd	L, 1-2 OT
Feb. 23, 2004	at San Jose	Jonathan Cheechoo	Pascal Leclaire	Goal	0:32	3rd	L, 2-4
Feb. 28, 2004	Colorado	Paul Kariya	Marc Denis	Unsuccessful	10:27	2nd	W, 5-4 OT
Dec. 23, 2005	Nashville	Steve Sullivan	Marc Denis	Unsuccessful	9:07	2nd	L, 4-5
Mar. 5, 2006	at Anaheim	Scott Niedermayer	Pascal Leclaire	Unsuccessful	12:14	3rd	W, 3-2 SO
Oct. 21, 2006	at Pittsburgh	Jordan Staal	Fredrik Norrena	Goal	7:49	3rd	L, 3-5
Dec. 10, 2006	Ottawa	Peter Schaefer	Pascal Leclaire	Unsuccessful	3:55	2nd	W, 6-2
Jan. 5, 2007	at Anaheim	Teemu Selanne	Fredrik Norrena	Unsuccessful	19:39	3rd	W, 4-3
Jan. 26, 2007	Buffalo	Daniel Paille	Fredrik Norrena	Unsuccessful	19:42	2nd	W, 3-2
Dec. 10, 2007	Anaheim	Samuel Pahlsson	Pascal Leclaire	Goal	18:44	2nd	L, 3-4 OT
Mar. 9, 2008	Tampa Bay	Vincent Lecavalier	Pascal Leclaire	Goal	17:37	2nd	W, 5-3
Mar. 30, 2007	at Chicago	Duncan Keith	Brian Boucher	Unsuccessful	9:39	3rd	L, 1-3
Dec. 6, 2008	at Los Angeles	Patrick O'Sullivan	Steve Mason	Unsuccessful	6:43	2nd	L, 0-3
Oct. 8, 2009	at San Jose	Dany Heatley	Mathieu Garon	Goal	7:08	3rd	L, 3-6
Apr. 9, 2010	Detroit	Darren Helm	Steve Mason	Unsuccessful	7:26	3rd	L, 0-1 SO
Dec. 26, 2010	at Chicago	Jack Skille	Mathieu Garon	Unsuccessful	16:44	2nd	L, 1-4
Jan. 29, 2013	at Minnesota	Pierre-Marc Bouchard	Steve Mason	Unsuccessful	15:49	3rd	L, 2-3
Nov. 22, 2013	at Vancouver	Jannik Hansen	Sergei Bobrovsky	Unsuccessful	16:33	3rd	L, 2-6
Mar. 20, 2014	at Montreal	Lars Eller	Sergei Bobrovsky	Unsuccessful	3:21	3rd	W, 3-2
Oct. 18, 2014	at Ottawa	Mike Hoffman	Curtis McElhinney	Unsuccessful	11:56	1st	L, 2-3
Nov. 8, 2014	Tampa Bay	Nikita Kucherov	Anton Forsberg	Unsuccessful	16:10	1st	L, 4-7
Jan. 19, 2015	at Minnesota	Zach Parise	Sergei Bobrovsky	Unsuccessful	9:02	2nd	W, 3-1
Oct. 10, 2015	at NY Rangers	Rick Nash	Sergei Bobrovsky	Unsuccessful	17:09	1st	L, 5-2
Nov. 19, 2015	at Ottawa	Mike Hoffman	Curtis McElhinney	Unsuccessful	14:09	1st	L, 1-4
Jan. 20, 2016	Washington	Alex Ovechkin	Sergei Bobrovsky	Unsuccessful	10:40	3rd	L, 3-6
Dec. 18, 2017	at Boston	Tim Schaller	Sergei Bobrovsky	Unsuccessful	13:06	3rd	L, 2-7
Nov. 3, 2018	at Los Angeles	Dustin Brown	Sergei Bobrovsky	Goal	8:43	3rd	L, 1-4

ALL-TIME STATISTICS



SHUTOUTS FOR - 96

Date	Opponent	Goaltender	Saves	Score
Dec. 18, 2000	at Montreal	Ron Tugnutt	27	2-0
Jan. 15, 2001	Minnesota	Ron Tugnutt	31	3-0
Mar. 14, 2001	Calgary	Ron Tugnutt	30	3-0
Mar. 16, 2001	at Atlanta	Ron Tugnutt	34	3-0
Nov. 27, 2001	Phoenix	Ron Tugnutt	26	3-0
Jan. 16, 2002	NY Rangers	Marc Denis	31	2-0
Mar. 2, 2002	at Los Angeles	Ron Tugnutt	30	2-0
Dec. 19, 2002	Calgary	Marc Denis	29	3-0
Jan. 4, 2003	Phoenix	Marc Denis	23	2-0
Feb. 12, 2003	San Jose	Marc Denis	38	1-0
Mar. 15, 2003	Minnesota	Marc Denis	24	5-0
Apr. 2, 2003	Minnesota	Marc Denis	27	3-0
Oct. 11, 2003	NY Rangers	Marc Denis	25	5-0
Nov. 20, 2003	Detroit	Marc Denis	25	3-0
Jan. 2, 2004	at Tampa Bay	Marc Denis	37	2-0
Mar. 2, 2004	at Carolina	Marc Denis	25	3-0
Mar. 24, 2004	Minnesota	Marc Denis	20	2-0
Dec. 28, 2005	Anaheim	Marc Denis	40	1-0
Oct. 27, 2006	Los Angeles	Pascal Leclaire	38	2-0
Dec. 2, 2006	at Edmonton	Fredrik Norrena	21	4-0
Dec. 5, 2006	at Colorado	Fredrik Norrena	42	3-0
Feb. 16, 2007	San Jose	Fredrik Norrena	29	3-0
Oct. 5, 2007	Anaheim	Pascal Leclaire	28	4-0
Oct. 10, 2007	Phoenix	Pascal Leclaire	32	3-0
Oct. 19, 2007	at Buffalo	Pascal Leclaire	21	3-0
Oct. 25, 2007	St. Louis	Pascal Leclaire	36	3-0
Nov. 4, 2007	St. Louis	Pascal Leclaire	21	3-0
Nov. 23, 2007	at Minnesota	Pascal Leclaire	32	4-0
Dec. 26, 2007	Atlanta	Pascal Leclaire	21	2-0
Jan. 24, 2008	at Chicago	Pascal Leclaire	30	1-0
Feb. 23, 2008	at Montreal	Pascal Leclaire	31	3-0
Mar. 18, 2008	Calgary	Fredrik Norrena	18	3-0
Mar. 26, 2008	Chicago	Fredrik Norrena	17	4-0
Nov. 22, 2008	at Atlanta	Steve Mason	15	2-0
Nov. 29, 2008	Washington	Steve Mason	26	3-0
Dec. 27, 2008	Philadelphia	Steve Mason	20	3-0
Dec. 29, 2008	at Los Angeles	Steve Mason	24	2-0
Dec. 31, 2008	at Anaheim	Steve Mason	27	2-0
Jan. 9, 2009	at Washington	Steve Mason	45	3-0
Jan. 30, 2009	Ottawa	Steve Mason	17	1-0
Feb. 10, 2009	Colorado	Daniel LaCosta	31	3-0
Feb. 26, 2009	at Edmonton	Steve Mason	19	1-0
Mar. 10, 2009	Boston	Steve Mason	35	2-0
Mar. 26, 2009	Calgary	Steve Mason	33	5-0
Oct. 10, 2009	at Phoenix	Mathieu Garon	36	2-0
Dec. 9, 2009	Florida	Steve Mason	32	3-0
Dec. 28, 2009	Detroit	Steve Mason	34	1-0 OT
Jan. 10, 2010	Dallas	Mathieu Garon	26	2-0

Date	Opponent	Goaltender	Saves	Score
Feb. 6, 2010	Buffalo	Steve Mason	28	4-0
Feb. 10, 2010	San Jose	Steve Mason	40	3-0
Apr. 9, 2010	Detroit	Steve Mason	45	0-1 SO
Nov. 2, 2010	Montreal	Mathieu Garon	29	3-0
Nov. 4, 2010	at Atlanta	Mathieu Garon	25	3-0
Nov. 20, 2010	at San Jose	Mathieu Garon	35	3-0
Nov. 22, 2010	Nashville	Steve Mason	27	2-0
Feb. 4, 2011	at Detroit	Steve Mason	34	3-0
Feb. 22, 2011	Nashville	Steve Mason	20	4-0
Jan. 7, 2012	at Los Angeles	Curtis Sanford	31	1-0
Mar. 1, 2012	at Colorado	Steve Mason	33	2-0
Mar. 9, 2013	Detroit	Sergei Bobrovsky	30	3-0
Mar. 16, 2013	Phoenix	Sergei Bobrovsky	39	1-0 SO
Mar. 26, 2013	at Vancouver	Sergei Bobrovsky	34	0-1 SO
Apr. 9, 2013	San Jose	Sergei Bobrovsky	30	4-0
Nov. 25, 2013	at Toronto	Sergei Bobrovsky	18	6-0
Dec. 3, 2013	Tampa Bay	Bobrovsky/McElhinney	26	1-0
Dec. 6, 2013	Minnesota	Curtis McElhinney	20	4-0
Jan. 2, 2014	at Phoenix	Curtis McElhinney	34	2-0
Jan. 10, 2014	Carolina	Sergei Bobrovsky	36	3-0
Mar. 8, 2014	at Nashville	Sergei Bobrovsky	28	1-0
Apr. 3, 2014	at Philadelphia	Sergei Bobrovsky	37	2-0
Apr. 6, 2014	NY Islanders	Sergei Bobrovsky	31	4-0
Dec. 16, 2014	at Detroit	Sergei Bobrovsky	30	1-0 SO
Apr. 8, 2015	Toronto	Sergei Bobrovsky	35	5-0
Nov. 20, 2015	Nashville	Sergei Bobrovsky	39	4-0
Oct. 22, 2016	at Dallas	Sergei Bobrovsky	32	3-0
Oct. 28, 2016	at Anaheim	Sergei Bobrovsky	35	4-0
Nov. 4, 2016	Montreal	Sergei Bobrovsky	30	10-0
Feb. 25, 2017	NY Islanders	Joonas Korpisalo	24	7-0
Mar. 2, 2017	Minnesota	Sergei Bobrovsky	38	1-0
Mar. 5, 2017	at New Jersey	Sergei Bobrovsky	20	3-0
Mar. 7, 2017	New Jersey	Sergei Bobrovsky	33	2-0
Mar. 25, 2017	Philadelphia	Sergei Bobrovsky	36	1-0
Oct. 6, 2017	NY Islanders	Sergei Bobrovsky	29	5-0
Nov. 17, 2017	NY Rangers	Sergei Bobrovsky	36	2-0
Nov. 22, 2017	Calgary	Sergei Bobrovsky	22	1-0 OT
Dec. 9, 2017	Arizona	Sergei Bobrovsky	35	1-0
Mar. 22, 2018	Florida	Sergei Bobrovsky	33	4-0
Dec. 17, 2018	Vegas	Sergei Bobrovsky	28	1-0
Dec. 23, 2018	at New Jersey	Sergei Bobrovsky	39	3-0
Feb. 12, 2019	Washington	Sergei Bobrovsky	20	3-0
Feb. 22, 2019	at Ottawa	Sergei Bobrovsky	22	3-0
Feb. 23, 2019	San Jose	Sergei Bobrovsky	26	4-0
Mar. 15, 2019	Carolina	Sergei Bobrovsky	46	3-0
Mar. 24, 2019	at Vancouver	Sergei Bobrovsky	21	5-0
Mar. 26, 2019	NY Islanders	Sergei Bobrovsky	26	4-0
Mar. 31, 2019	at Buffalo	Sergei Bobrovsky	38	4-0



RON TUGNUTT



SERGEI BOBROVSKY



ALL-TIME STATISTICS

SHUTOUTS AGAINST - 120

Date	Opponent	Goaltender	Saves	Score	Date	Opponent	Goaltender	Saves	Score
Nov. 1, 2000	at Dallas	Ed Belfour	14	0-4	Dec. 15, 2007	at Boston	Alexander Auld	32	0-2
Nov. 17, 2000	Florida	Trevor Kidd	30	0-3	Mar. 4, 2008	at Calgary	Miikka Kiprusoff	39	0-1
Nov. 24, 2000	at Dallas	Ed Belfour	23	0-3	Mar. 25, 2008	at Nashville	Dan Ellis	36	0-3
Dec. 3, 2000	at Chicago	Jocelyn Thibault	29	0-5	Mar. 28, 2008	Nashville	Dan Ellis	43	0-2
Dec. 26, 2000	at St. Louis	Brent Johnson	24	0-5	Apr. 5, 2008	at St. Louis	Manny Legace	25	0-3
Mar. 27, 2001	at Calgary	Fred Brathwaite	19	0-3	Dec. 6, 2008	at Los Angeles	Jason LaBarbera	23	0-3
Mar. 29, 2001	at Los Angeles	Felix Potvin	27	0-3	Dec. 20, 2008	at Phoenix	Ilya Bryzgalov	33	0-2
Oct. 20, 2001	Colorado	Patrick Roy	24	0-5	Dec. 23, 2008	Los Angeles	Jonathan Quick	24	0-3
Oct. 27, 2001	at San Jose	Evgeni Nabokov	16	0-2	Jan. 6, 2009	at Detroit	Ty Conklin	23	0-3
Nov. 9, 2001	Edmonton	Tommy Salo	23	0-3	Mar. 15, 2009	Detroit	Chris Osgood	23	0-4
Nov. 21, 2001	Detroit	Manny Legace	38	0-1 OT	Apr. 5, 2009	Chicago	Nikolai Khabibulin	20	0-1 OT
Dec. 5, 2001	at Florida	Roberto Luongo	23	0-2	Jan. 14, 2010	at Chicago	Cristobal Huet	24	0-3
Dec. 6, 2001	at Tampa Bay	Nikolai Khabibulin	27	0-1	Mar. 8, 2010	at Los Angeles	Jonathan Quick	11	0-6
Dec. 8, 2001	Colorado	Patrick Roy	26	0-2	Mar. 20, 2010	at Nashville	Pekka Rinne	33	0-1 OT
Feb. 4, 2002	Boston	John Grahame	30	0-8	Apr. 9, 2010	Detroit	Jimmy Howard	22	0-1 SO
Feb. 9, 2002	Nashville	Tomas Vokoun	25	0-1 OT	Dec. 3, 2010	at Buffalo	Ryan Miller	19	0-5
Mar. 10, 2002	at Minnesota	Dwayne Roloson	14	0-5	Jan. 7, 2011	at Anaheim	Joey Hillier	27	0-6
Apr. 14, 2002	at Chicago	Jocelyn Thibault	28	0-2	Mar. 17, 2011	Detroit	Joey MacDonald	37	0-2
Dec. 23, 2002	Detroit	Curtis Joseph	33	0-1	Mar. 20, 2011	New Jersey	Martin Brodeur	13	0-3
Jan. 23, 2003	at Colorado	Patrick Roy	18	0-5	Mar. 24, 2011	at Phoenix	Ilya Bryzgalov	28	0-3
Feb. 19, 2003	at Anaheim	J-S Giguere	26	0-2	Apr. 5, 2011	at Dallas	Kari Lehtonen	23	0-3
Feb. 21, 2003	at San Jose	Evgeni Nabokov	29	0-6	Jan. 19, 2012	Nashville	Pekka Rinne	38	0-3
Feb. 25, 2003	at Nashville	Tomas Vokoun	19	0-5	Jan. 31, 2012	at San Jose	Antti Niemi	30	0-6
Mar. 11, 2003	Dallas	Ron Tugnutt	25	0-2	Feb. 24, 2012	Colorado	Semyon Varlamov	28	0-5
Mar. 24, 2003	at Anaheim	J-S Giguere	29	0-5	Mar. 14, 2012	at Edmonton	Devan Dubnyk	22	0-3
Mar. 28, 2003	at Edmonton	Jussi Markkanen	26	0-4	Apr. 3, 2012	at Phoenix	Mike Smith	54	0-2
Apr. 1, 2003	at Philadelphia	Roman Cechmanek	10	0-4	Jan. 24, 2013	at Colorado	Semyon Varlamov	33	0-4
Oct. 23, 2003	Tampa Bay	John Grahame	20	0-1	Feb. 24, 2013	at Chicago	Corey Crawford	28	0-1
Nov. 1, 2003	at Calgary	Jamie McLennan	15	0-3	Mar. 16, 2013	Phoenix	Mike Miller	23	1-0 SO
Nov. 14, 2003	Boston	Felix Potvin	24	0-4	Mar. 26, 2013	at Vancouver	Cory Schneider	17	0-1 SO
Dec. 31, 2003	San Jose	Evgeni Nabokov	26	0-1	Apr. 7, 2013	Minnesota	Niklas Backstrom	24	0-3
Jan. 3, 2004	at Florida	Roberto Luongo	42	0-1	Nov. 2, 2013	Pittsburgh	Jeff Zatkoff	19	0-3
Jan. 6, 2004	at Colorado	David Aebischer	35	0-6	Nov. 19, 2013	at Edmonton	Devan Dubnyk	14	0-7
Jan. 22, 2004	at Chicago	Craig Anderson	30	0-7	Nov. 27, 2013	Nashville	Marek Mazanec	19	0-4
Feb. 4, 2004	at Dallas	Marty Turco	18	0-1	Mar. 23, 2014	at NY Islanders	Evgeni Nabokov	41	0-2
Mar. 6, 2004	Vancouver	Johan Hedberg	32	0-4	Nov. 18, 2014	Detroit	Jimmy Howard	28	0-5
Mar. 18, 2004	at Calgary	Miikka Kiprusoff	23	0-2	Nov. 28, 2014	Vancouver	Ryan Miller	31	0-5
Mar. 29, 2004	at Buffalo	Martin Biron	23	0-6	Dec. 16, 2014	at Detroit	Jimmy Howard	29	1-0 SO
Oct. 22, 2005	Detroit	Manny Legace	17	0-6	Jan. 21, 2015	at Winnipeg	Michael Hutchinson	29	0-4
Nov. 16, 2005	St. Louis	Curtis Sanford	36	0-2	Feb. 28, 2015	New Jersey	Cory Schneider	33	0-2
Nov. 25, 2005	Colorado	David Aebischer	35	0-5	Mar. 7, 2015	Colorado	Semyon Varlamov	44	0-4
Jan. 18, 2006	Detroit	Chris Osgood	26	0-4	Oct. 22, 2015	NY Islanders	Jaroslav Halak	37	0-4
Mar. 2, 2006	at Colorado	David Aebischer	24	0-1	Nov. 19, 2015	at Ottawa	Craig Anderson	25	0-3
Oct. 14, 2006	at Minnesota	Manny Fernandez	24	0-5	Feb. 19, 2016	Buffalo	Robin Lehner	38	0-4
Oct. 23, 2006	San Jose	Vesa Toskala	23	0-3	Mar. 5, 2016	at Philadelphia	Steve Mason	19	0-6
Oct. 28, 2006	at New Jersey	Martin Brodeur	22	0-1	Mar. 13, 2016	Tampa Bay	Ben Bishop	37	0-4
Nov. 12, 2006	at Chicago	Brian Boucher	28	0-1	Nov. 23, 2016	Calgary	Chad Johnson	34	0-2
Nov. 17, 2006	Colorado	Peter Budaj	25	0-3	Jan. 5, 2017	at Washington	Braden Holtby	29	0-5
Nov. 28, 2006	at Vancouver	Roberto Luongo	24	0-1	Jan. 19, 2017	Ottawa	Mike Condon	42	0-2
Dec. 20, 2006	at Detroit	Dominik Hasek	27	0-5	Feb. 9, 2017	Vancouver	Ryan Miller	33	0-3
Dec. 23, 2006	at NY Islanders	Rick DiPietro	26	0-4	Feb. 28, 2017	at Montreal	Carey Price	26	0-1 OT
Jan. 3, 2007	at Los Angeles	Mathieu Garon	26	0-3	Oct. 19, 2017	Tampa Bay	Andrei Vasilevskiy	43	0-2
Jan. 12, 2007	at Nashville	Tomas Vokoun	22	0-2	Dec. 31, 2017	Tampa Bay	Andrei Vasilevskiy	21	0-5
Jan. 18, 2007	at Nashville	Chris Mason	33	0-4	Jan. 4, 2018	at Colorado	Jonathan Bernier	34	0-2
Feb. 6, 2007	Phoenix	Curtis Joseph	28	0-3	Dec. 8, 2018	Washington	Braden Holtby	28	0-4
Feb. 22, 2007	Edmonton	Dwayne Roloson	28	0-4	Jan. 8, 2019	at Tampa Bay	Andrei Vasilevskiy	31	0-4
Mar. 9, 2007	Dallas	Marty Turco	30	0-3	Feb. 14, 2019	NY Islanders	Thomas Greiss	31	0-3
Mar. 16, 2007	at San Jose	Vesa Toskala	35	0-3	Mar. 2, 2019	Edmonton	Mikko Koskinen	30	0-4
Apr. 3, 2007	at Detroit	Dominik Hasek	35	0-3	Mar. 7, 2019	at Pittsburgh	Matt Murray	25	0-3
Nov. 29, 2007	at Vancouver	Roberto Luongo	26	0-2	Mar. 11, 2019	at NY Islanders	Thomas Greiss	31	0-2

ALL-TIME STATISTICS



OVERTIME RECORD BY SEASON

YEAR	HOME					ROAD					OVERALL				
	GP	W	L	T	PTS	GP	W	L	T	PTS	GP	W	L	T	PTS
2000-01	9	2	3	4	11	9	1	3	5	10	18	3	6	9	21
2001-02	11	2	4	5	13	4	0	1	3	4	15	2	5	8	17
2002-03	9	2	2	5	11	6	2	1	3	8	15	4	3	8	19
2003-04	10	4	2	4	14	8	2	2	4	10	18	6	4	8	24
	GP	W	L	SO	PTS	GP	W	L	SO	PTS	GP	W	L	SO	PTS
2005-06	8	8	0	0	16	10	6	1	3	16	18	14	1	3	32
2006-07	8	4	1	3	12	8	5	1	2	13	16	9	2	5	25
2007-08	9	2	3	4	11	8	3	1	4	11	17	5	4	8	22
2008-09	10	7	1	2	17	11	4	2	5	15	21	11	3	7	32
2009-10	12	3	3	6	15	8	2	2	4	10	20	5	5	10	25
2010-11	11	6	1	4	17	12	4	4	4	16	23	10	5	8	33
2011-12	4	1	1	2	5	9	5	1	3	14	13	6	2	5	19
2012-13	10	5	2	3	15	7	5	1	1	12	17	10	3	4	27
2013-14	5	1	2	2	6	10	7	3	0	17	15	8	5	2	23
2014-15	9	7	1	1	16	10	7	2	1	17	19	14	3	2	33
2015-16	13	7	4	2	20	3	1	0	2	4	16	8	4	4	24
2016-17	7	6	1	0	13	12	5	5	2	17	19	11	6	2	30
2017-18	12	9	2	1	21	10	6	1	3	16	22	15	3	4	37
2018-19	5	3	1	1	8	9	7	2	0	16	14	10	3	1	24
TOTALS	162	79	34	49	241	154	72	33	49	226	316	151	67	98	467

OVERTIME RECORD BY TEAM

	HOME						ROAD						OVERALL					
Team	GP	W	L	T	SO	PTS	GP	W	L	T	SO	PTS	GP	W	L	T	SO	PTS
ANA	6	4	2	0	0	10	8	4	2	1	1	12	14	8	4	1	1	22
ARI	4	2	0	1	1	6	5	1	0	3	1	6	9	3	0	4	2	12
BOS	6	3	1	0	2	9	5	1	2	0	2	5	11	4	3	0	4	15
BUF	2	1	0	1	0	3	1	1	0	0	0	2	3	2	0	1	0	5
CGY	6	2	2	0	2	8	8	6	1	0	1	14	14	8	3	0	3	22
CAR	2	1	1	0	0	3	5	3	2	0	0	8	7	4	3	0	0	11
CHI	11	5	1	1	4	16	6	2	1	1	2	8	17	7	2	2	6	24
COL	7	3	2	1	1	10	3	1	0	0	2	4	10	4	2	1	3	14
DAL	9	5	1	0	3	14	4	2	1	0	1	6	13	7	2	0	4	20
DET	13	5	4	1	3	18	12	7	1	0	4	19	25	12	5	1	7	37
EDM	9	5	1	3	0	14	4	2	1	0	1	6	13	7	2	3	1	20
FLA	4	3	0	0	1	7	6	5	0	0	1	11	10	8	0	0	2	18
LAK	7	4	1	0	2	11	4	1	2	1	0	5	11	5	3	1	2	16
MIN	5	3	0	1	1	8	8	5	2	0	1	13	13	8	2	1	2	21
MTL	2	1	0	0	1	3	5	3	1	1	0	8	7	4	1	1	1	11
NSH	9	4	3	0	2	13	9	3	1	1	4	12	18	7	4	1	6	25
NJD	2	2	0	0	0	4	4	2	0	1	1	6	6	4	0	1	1	10
NYI	6	2	2	1	1	8	6	4	1	0	1	10	12	6	3	1	2	18
NYR	1	0	0	0	1	1	7	3	2	1	1	10	8	3	2	1	2	11
OTT	2	1	0	1	0	3	3	2	0	1	0	5	5	3	0	2	0	8
PHI	10	7	1	2	0	17	2	1	0	1	0	3	12	8	1	3	0	20
PIT	8	4	3	0	1	12	3	0	1	0	2	3	11	4	4	0	3	15
STL	9	2	3	2	2	11	9	1	4	1	3	10	18	3	7	3	5	21
SJS	5	2	1	0	2	7	4	2	2	0	0	6	9	4	3	0	2	13
TBL	1	0	0	1	0	1	3	0	1	0	2	3	4	0	1	1	2	4
TOR	1	1	0	0	0	2	3	2	0	1	0	5	4	3	0	1	0	7
VAN	8	3	2	2	1	11	10	5	3	0	2	15	18	8	5	2	3	26
VGK	0	0	0	0	0	0	0	0	0	0	0	0	0	0	0	0	0	0
WSH	5	2	3	0	0	7	7	3	2	1	1	10	12	5	5	1	1	17
WPG	2	2	0	0	0	4	0	0	0	0	0	0	2	2	0	0	0	4
TOT	162	79	34	18	31	241	154	72	33	15	34	226	316	151	67	33	65	467

OVERTIME WINS - 83

Date	Opponent	Game-Winning Goal	Assist(s)	Goaltender	Time	Result
Dec. 8, 2000	Boston	Geoff Sanderson	Frantisek Kucera, Lyle Odelein	Peter Skudra	4:51	3-2
Mar. 9, 2001	at Florida	Robert Kron (SH)	Jamie Pushor	Trevor Kidd	0:43	7-6
Apr. 8, 2001	Chicago	Tyler Wright	Deron Quint	Steve Passmore	2:41	4-3
Nov. 13, 2001	St. Louis	Ray Whitney (PP)	Robert Kron, Marc Denis	Brent Johnson	4:55	3-2
Apr. 12, 2002	Atlanta	Jaroslav Spacek (PP)	Mike Sillinger, Ray Whitney	Milan Hnilicka	0:29	5-4
Feb. 13, 2003	at Montreal	Jaroslav Spacek (PP)	Andrew Cassels, Ray Whitney	Jose Theodore	0:28	2-1
Mar. 6, 2003	Vancouver	Rick Nash	Jaroslav Spacek	Alexander Auld	2:02	5-4
Mar. 20, 2003	Toronto	Tyler Wright	Ray Whitney	Trevor Kidd	4:16	4-3
Mar. 25, 2003	at Los Angeles	Andrew Cassels	Unassisted	empty net	4:12	2-1
Jan. 8, 2004	at San Jose	Rick Nash (PP)	David Vyborny, Anders Eriksson	Evgeni Nabokov	4:57	3-2
Jan. 16, 2004	Los Angeles	Rick Nash	Darryl Sydor	Roman Cechmanek	2:58	3-2
Jan. 31, 2004	Minnesota	Anders Eriksson	Manny Malhotra, Jaroslav Spacek	Dwayne Roloson	2:59	2-1
Feb. 11, 2004	Los Angeles	David Vyborny	Unassisted	Roman Cechmanek	1:58	3-2
Feb. 28, 2004	Colorado	Jaroslav Spacek (PP)	Andrew Cassels, David Vyborny	Philippe Sauve	3:24	5-4
Mar. 27, 2004	at Nashville	Tyler Wright	Trevor Letowski, Jaroslav Spacek	Tomas Vokoun	2:03	3-2
Oct. 26, 2005	Nashville	Adam Foote (SH)	Radoslav Suchy, Todd Marchant	Tomas Vokoun	0:35	3-2
Dec. 11, 2005	New Jersey	Bryan Berard	Sergei Fedorov, Ron Hainsey	Martin Brodeur	4:46	3-2
Dec. 26, 2005	Chicago	Jaroslav Balastik	Radoslav Suchy, Jan Hrdina	Nikolai Khabibulin	2:35	4-3
Jan. 14, 2006	at Florida	David Vyborny (PP)	Jan Hrdina, Duvie Westcott	Roberto Luongo	4:48	5-4
Mar. 11, 2006	Edmonton	Rostislav Klesla	Nikolai Zherdev, Sergei Fedorov	Dwayne Roloson	4:06	4-3
Apr. 18, 2006	Dallas	Sergei Fedorov (PP)	David Vyborny, Mark Hartigan	Johan Hedberg	0:35	5-4
Dec. 26, 2006	Boston	David Vyborny	Ron Hainsey, Alexander Svitov	Tim Thomas	3:06	5-4
Jan. 16, 2007	at Chicago	Jason Chimera	Manny Malhotra	Nikolai Khabibulin	2:31	5-4
Mar. 7, 2007	Los Angeles	David Vyborny (PP)	Ron Hainsey, Rick Nash	Mathieu Garon	4:38	3-2
Apr. 5, 2007	Dallas	Rick Nash	Geoff Platt, Sergei Fedorov	Mike Smith	1:04	2-1
Dec. 1, 2007	at Calgary	Curtis Glencross	Kris Beech, Kris Russell	Miikka Kiprusoff	2:03	4-3
Feb. 29, 2008	at Vancouver	Jason Chimera	Nikolai Zherdev, Dick Tarnstrom	Roberto Luongo	1:07	3-2
Oct. 10, 2008	at Dallas	Rick Nash	Jason Chimera, Christian Backman	Marty Turco	4:39	5-4
Dec. 17, 2008	San Jose	R.J. Umberger	Kristian Huselius, Fedor Tyutin	Evgeni Nabokov	2:55	2-1
Jan. 27, 2009	Detroit	Rick Nash	Mike Commadore, Fedor Tyutin	Chris Osgood	3:27	3-2
Feb. 7, 2009	San Jose	Christian Backman	R.J. Umberger, Jan Hejda	Evgeni Nabokov	1:33	3-2
Mar. 18, 2009	Chicago	Antoine Vermette	R.J. Umberger, Rostislav Klesla	Cristobal Huet	2:38	4-3
Nov. 1, 2009	at Washington	R.J. Umberger (PP)	Rick Nash, Jakub Voracek	Jose Theodore	1:45	5-4
Dec. 28, 2009	Detroit	Fredrik Modin	Fedor Tyutin, Samuel Pahlsson	Jimmy Howard	3:12	1-0
Jan. 30, 2010	at St. Louis	Kris Russell	Derick Brassard, Marc Methot	Chris Mason	1:32	3-2
Oct. 9, 2010	at San Jose	Ethan Moreau	Fedor Tyutin	Antero Nittymaki	1:56	3-2
Nov. 24, 2010	at NY Islanders	Jakub Voracek	Kris Russell	Rick DiPietro	2:31	4-3
Dec. 31, 2010	Ottawa	Jakub Voracek	Unassisted	Brian Elliott	2:06	4-3
Jan. 19, 2011	at Florida	R.J. Umberger (PP)	Grant Clitsome, Rick Nash	Tomas Vokoun	4:06	3-2
Mar. 19, 2011	at Minnesota	Antoine Vermette	Unassisted	Niklas Backstrom	4:26	5-4



ALL-TIME STATISTICS

OVERTIME WINS continued

Date	Opponent	Game-Winning Goal	Assist(s)	Goaltender	Time	Result
Nov. 19, 2011	at Nashville	James Wisniewski	Antoine Vermette	Pekka Rinne	2:43	4-3
Feb. 3, 2012	at Anaheim	Derick Brassard	Unassisted	Jonas Hiller	3:55	3-2
Mar. 3, 2013	Colorado	Artem Anisimov (PP)	Tim Erixon, Mark Letestu	Semyon Varlamov	2:26	2-1
Mar. 7, 2013	Vancouver	Matt Calvert	Fedor Tyutin, Jack Johnson	Cory Schneider	4:03	2-1
Mar. 31, 2013	Anaheim	Mark Letestu	Nikita Nikitin, Dalton Prout	Jonas Hiller	4:00	2-1
Apr. 15, 2013	at Colorado	Nick Foligno	Fedor Tyutin	Jean-Sebastien Giguere	4:31	4-3
Apr. 17, 2013	at Anaheim	Fedor Tyutin	Nick Foligno, Marian Gaborik	Viktor Fasth	2:19	3-2
Nov. 20, 2013	at Calgary	Nikita Nikitin	David Savard, Cam Atkinson	Reto Berra	2:25	2-1
Mar. 29, 2014	at Carolina	Ryan Johansen (PP)	Artem Anisimov, James Wisniewski	Anton Khubodin	2:40	3-2
Apr. 8, 2014	Phoenix	Ryan Johansen	James Wisniewski	Thomas Greiss	3:33	4-3
Dec. 9, 2014	Philadelphia	Kevin Connauton	Ryan Johansen	Steve Mason	1:58	3-2
Dec. 11, 2014	at Washington	Nick Foligno (PP)	Jack Johnson, Ryan Johansen	Braden Holtby	4:41	3-2
Feb. 13, 2015	Philadelphia	Artem Anisimov	James Wisniewski, Nick Foligno	Ray Emery	2:17	4-3
Mar. 21, 2015	at Calgary	Rene Bourque	Kevin Connauton, Fedor Tyutin	Karri Ramo	4:01	3-2
Mar. 31, 2015	New Jersey	Jack Johnson	David Savard, Ryan Johansen	Cory Schneider	0:56	3-2
Nov. 27, 2015	Pittsburgh	Cam Atkinson	Brandon Dubinsky, Jack Johnson	Marc-Andre Fleury	2:42	2-1
Apr. 9, 2016	Chicago	Scott Hartnell (PP)	Cam Atkinson, Seth Jones	Corey Crawford	2:28	5-4
Nov. 1, 2016	Dallas	Seth Jones	Brandon Saad, Alexander Wennberg	Antti Niemi	0:46	3-2
Nov. 9, 2016	Anaheim	Zach Werenski	Alexander Wennberg, Brandon Saad	John Gibson	1:21	3-2
Nov. 15, 2016	Washington	Cam Atkinson	Brandon Dubinsky	Philipp Grubauer	0:37	2-1
Dec. 18, 2016	at Vancouver	Seth Jones	Cam Atkinson	Ryan Miller	0:46	4-3
Jan. 8, 2017	Philadelphia	Nick Foligno	Seth Jones	Steve Mason	2:33	2-1
Jan. 22, 2017	at Ottawa	Cam Atkinson	Unassisted	Mike Condon	1:09	7-6
Feb. 7, 2017	at Detroit	Seth Jones	Brandon Dubinsky	Petr Mrazek	3:22	3-2
Feb. 17, 2017	Pittsburgh	Brandon Dubinsky	Cam Atkinson, Seth Jones	Matt Murray	1:04	2-1
Mar. 18, 2017	at NY Islanders	Cam Atkinson	Brandon Dubinsky, Zach Werenski	Thomas Greiss	1:19	3-2
Oct. 10, 2017	at Carolina	Sonny Milano	Unassisted	Scott Darling	4:29	2-1
Oct. 14, 2017	at Minnesota	Alexander Wennberg	Artemi Panarin, Seth Jones	Devan Dubnyk	0:47	5-4
Oct. 27, 2017	Winnipeg	Josh Anderson	Unassisted	Steve Mason	2:38	2-1
Nov. 14, 2017	at Montreal	Zach Werenski	Cam Atkinson, Brandon Dubinsky	Charlie Lindgren	1:09	2-1
Nov. 22, 2017	Calgary	Josh Anderson	Nick Foligno	Mike Smith	2:02	1-0
Jan. 8, 2018	at Toronto	Artemi Panarin	Zach Werenski, Seth Jones	Frederik Andersen	3:11	3-2
Mar. 8, 2018	Colorado	Seth Jones	Pierre-Luc Dubois, Artemi Panarin	Semyon Varlamov	0:59	5-4
Mar. 19, 2018	at Boston	Cam Atkinson	Ryan Murray, Alexander Wennberg	Tuukka Rask	2:55	5-4
Apr. 3, 2018	Detroit	Pierre-Luc Dubois	Ryan Murray, Oliver Bjorkstrand	Jimmy Howard	2:55	5-4
Oct. 4, 2018	at Detroit	Artemi Panarin	Nick Foligno, Markus Nutivaara	Jimmy Howard	2:11	3-2
Oct. 27, 2018	Buffalo	Artemi Panarin	Pierre-Luc Dubois	Linus Ullmark	0:31	5-4
Dec. 6, 2018	at Philadelphia	Seth Jones	Cam Atkinson	Anthony Stolarz	0:10	4-3
Dec. 27, 2018	at NY Rangers	Pierre-Luc Dubois	Artemi Panarin, Seth Jones	Henrik Lundqvist	0:31	4-3
Jan. 5, 2019	at Florida	Seth Jones	Pierre-Luc Dubois, Artemi Panarin	James Reimer	0:18	4-3
Jan. 10, 2019	Nashville	Artemi Panarin (PP)	Seth Jones, Cam Atkinson	Pekka Rinne	1:22	4-3
Jan. 12, 2019	at Washington	Artemi Panarin (PP)	Seth Jones	Pheonix Copley	3:30	2-1
Feb. 28, 2019	Philadelphia	Seth Jones	Artemi Panarin	Brian Elliott	4:27	4-3



PIERRE-LUC DUBOIS



SETH JONES

ALL-TIME STATISTICS



OVERTIME LOSSES - 67

Date	Opponent	Game-Winning Goal	Assist(s)	Goaltender	Time	Result
Oct. 22, 2000	Detroit	Kirk Maltby	Sergei Fedorov, Jiri Fischer	Ron Tugnutt	2:01	1-2
Dec. 13, 2000	at Anaheim	Niclas Havelid	Marty McInnis, Anthony Hrkac	Marc Denis	2:13	4-5
Jan. 17, 2001	at Minnesota	Sean O'Donnell	Scott Pellerin, Brad Bombardir	Ron Tugnutt	3:53	2-3
Jan. 31, 2001	Detroit	Steve Yzerman	Igor Larionov	Ron Tugnutt	1:00	2-3
Feb. 17, 2001	Pittsburgh	Alexei Kovalev	Martin Straka	Ron Tugnutt	1:19	2-3
Feb. 20, 2001	at San Jose	Marco Sturm	Bryan Marchment, Jeff Friesen	Ron Tugnutt	4:18	2-3
Nov. 21, 2001	Detroit	Luc Robitaille (PP)	Nicklas Lidstrom, Igor Larionov	Ron Tugnutt	4:17	0-1
Feb. 9, 2002	Nashville	Denis Arhipov	Vladimir Orszagh, Andy Delmore	Marc Denis	2:45	0-1
Feb. 28, 2002	Pittsburgh	Michal Rozsival	Jan Hrdina, Kris Beech	Ron Tugnutt	1:42	3-4
Mar. 21, 2002	Detroit	Sergei Fedorov	Brendan Shanahan, Nicklas Lidstrom	Marc Denis	0:25	2-3
Mar. 28, 2002	at Vancouver	Andrew Cassels	Todd Bertuzzi, Mattias Ohlund	Marc Denis	4:20	3-4
Nov. 5, 2002	Washington	Peter Bondra	Michael Nylander, Kip Miller	Marc Denis	4:56	3-4
Nov. 17, 2002	at Dallas	Pierre Turgeon	Scott Young, Sergei Zubov	Marc Denis	3:19	2-3
Mar. 8, 2003	Calgary	Jarome Iginla	Craig Conroy	Marc Denis	4:52	2-3
Oct. 30, 2003	at Edmonton	Brad Isbister	Mike York, Marc-Andre Bergeron	Marc Denis	2:29	3-4
Dec. 12, 2003	St. Louis	Doug Weight	Pavol Demitra, Keith Tkachuk	Fred Brathwaite	4:51	2-3
Dec. 16, 2003	at St. Louis	Keith Tkachuk	Chris Pronger, Pavol Demitra	Marc Denis	4:17	1-2
Feb. 14, 2004	San Jose	Marco Sturm	Patrick Marleau, Brad Stuart	Marc Denis	4:43	1-2
Mar. 13, 2006	at St. Louis	Christian Backman	Keith Tkachuk, Jay McClement	Pascal Leclaire	3:49	2-3
Oct. 6, 2006	Vancouver	Daniel Sedin	Henrik Sedin	Pascal Leclaire	0:31	2-3
Dec. 29, 2006	at Minnesota	Wes Walz	Martin Skoula, Pavol Demitra	Ty Conklin	1:29	3-4
Dec. 10, 2007	Anaheim	Chris Pronger (PP)	Ryan Getzlaf, Mathieu Schneider	Pascal Leclaire	3:14	3-4
Feb. 5, 2008	Washington	Alex Ovechkin	Tom Poti, Shaone Morrisonn	Fredrik Norrena	2:28	3-4
Feb. 8, 2008	at San Jose	Joe Thornton (PP)	Sandis Ozolinsh, Patrick Marleau	Fredrik Norrena	1:49	1-2
Mar. 7, 2008	Edmonton	Andrew Coglian	Robert Nilsson	Pascal Leclaire	1:53	1-2
Nov. 3, 2008	at NY Islanders	Chris Campoli	Mike Comrie	Fredrik Norrena	3:13	3-4
Mar. 24, 2009	at Tampa Bay	Martin St. Louis	Steven Stamkos, Richard Petiot	Steve Mason	3:04	1-2
Apr. 5, 2009	Chicago	Kris Versteeg	Andrew Ladd	Steve Mason	3:10	0-1
Dec. 31, 2009	Nashville	David Legwand	Joel Ward	Mathieu Garon	0:28	1-2
Mar. 2, 2010	Vancouver	Christian Ehrhoff	Ryan Kesler, Alexandre Burrows	Steve Mason	1:33	3-4
Mar. 20, 2010	at Nashville	Cody Franson	Martin Erat, Colin Wilson	Steve Mason	1:54	0-1
Mar. 27, 2010	NY Islanders	Josh Bailey	John Tavares, Mark Streit	Mathieu Garon	2:58	3-4
Apr. 5, 2010	at St. Louis	Erik Johnson (PP)	Andy McDonald, David Perron	Mathieu Garon	3:59	1-2
Dec. 13, 2010	at Calgary	Jarome Iginla	Alex Tanguay, Cory Sarich	Mathieu Garon	3:49	2-3
Dec. 15, 2010	at Vancouver	Ryan Kesler (PP)	Daniel Sedin, Henrik Sedin	Mathieu Garon	3:30	2-3
Jan. 15, 2011	at Detroit	Johan Franzen	Henrik Zetterberg, Niklas Kronwall	Steve Mason	0:45	5-6
Mar. 9, 2011	St. Louis	Chris Stewart	Carlo Colaiacovo, Kevin Shattenkirk	Mathieu Garon	0:54	3-4
Mar. 31, 2011	at Washington	Jason Chimera	Brooks Laich, John Carlson	Steve Mason	2:30	3-4
Dec. 8, 2011	Nashville	Colin Wilson	Martin Erat	Curtis Sanford	1:45	3-4
Feb. 19, 2012	at NY Rangers	Derek Stepan	Michael Del Zotto, Marian Gaborik	Steve Mason	0:22	2-3
Feb. 7, 2013	Calgary	Alex Tanguay	Jarome Iginla, T.J. Brodie	Sergei Bobrovsky	1:07	3-4
Feb. 26, 2013	Dallas	Loui Eriksson	Derek Roy, Brenden Dillon	Sergei Bobrovsky	3:03	4-5
Mar. 1, 2013	at Chicago	Brent Seabrook	Jonathan Toews, Viktor Stalberg	Steve Mason	3:23	3-4
Nov. 12, 2013	at Washington	Alex Ovechkin	Marcus Johansson, John Carlson	Sergei Bobrovsky	1:34	3-4
Nov. 14, 2013	at Boston	Milan Lucic	Unassisted	Sergei Bobrovsky	4:11	2-3
Dec. 14, 2013	St. Louis	David Backes	Unassisted	Mike McKenna	0:22	3-4
Feb. 6, 2014	at Los Angeles	Robyn Regehr	Mike Richards, Jeff Carter	Sergei Bobrovsky	2:33	1-2
Apr. 1, 2014	Colorado	Gabriel Landeskog (PP)	Tyson Barrie, Nathan MacKinnon	Sergei Bobrovsky	4:27	2-3
Nov. 7, 2014	at Carolina	Elias Lindholm (PP)	Eric Staal, Victor Rask	Curtis McElhinney	4:22	2-3
Dec. 18, 2014	Washington	Eric Fehr	Mike Green	Sergei Bobrovsky	0:42	4-5
Apr. 6, 2015	at NY Rangers	Derek Stepan	Keith Yandle	Sergei Bobrovsky	4:10	3-4
Dec. 8, 2015	Los Angeles	Alec Martinez	Nick Shore, Dustin Brown	Curtis McElhinney	4:33	2-3
Dec. 12, 2015	NY Islanders	Kyle Okposo	Josh Bailey	Curtis McElhinney	2:16	2-3
Jan. 9, 2016	Carolina	Jordan Staal	Jacob Slavin	Joonas Korpisalo	2:45	3-4
Feb. 16, 2016	at Boston	Loui Eriksson	Torey Krug, David Krejci	Joonas Korpisalo	0:33	1-2
Oct. 25, 2016	at Los Angeles	Alec Martinez	Tanner Pearson, Tyler Toffoli	Sergei Bobrovsky	1:14	2-3
Nov. 5, 2016	at St. Louis	Vladimir Tarasenko	Alexander Steen, Kevin Shattenkirk	Curtis McElhinney	4:17	1-2
Nov. 21, 2016	Colorado	Matt Duchene	Erik Johnson	Curtis McElhinney	1:49	2-3
Feb. 3, 2017	at Pittsburgh	Phil Kessel (PP)	Kris Letang, Justin Schultz	Sergei Bobrovsky	3:15	3-4
Feb. 28, 2017	at Montreal	Alex Galchenyuk (PP)	Shea Weber, Max Pacioretty	Sergei Bobrovsky	3:53	0-1
Mar. 30, 2017	at Carolina	Noah Hanifin	Jeff Skinner, Teuvo Teravainen	Joonas Korpisalo	2:16	1-2
Feb. 16, 2018	Philadelphia	Sean Couturier	Travis Konecny	Sergei Bobrovsky	1:52	1-2
Mar. 31, 2018	at Vancouver	Alexander Edler	Brandon Sutter	Joonas Korpisalo	1:21	4-5
Apr. 5, 2018	Pittsburgh	Phil Kessel	Unassisted	Sergei Bobrovsky	1:06	4-5
Nov. 4, 2018	at Anaheim	Cam Fowler	Adam Henrique, Jakob Silfverberg	Joonas Korpisalo	0:36	2-3
Dec. 15, 2018	Anaheim	Daniel Sprong	Adam Henrique	Sergei Bobrovsky	1:19	1-2
Mar. 16, 2019	at Boston	Brad Marchand	Patrice Bergeron	Joonas Korpisalo	3:30	1-2



ALL-TIME STATISTICS

SHOOTOUT RECORD BY SEASON

Season	HOME				ROAD				OVERALL			
	GP	W	L	PTS	GP	W	L	PTS	GP	W	L	PTS
2005-06	3	3	0	6	8	5	3	13	11	8	3	19
2006-07	4	1	3	5	6	4	2	10	10	5	5	15
2007-08	6	2	4	8	5	1	4	6	11	3	8	14
2008-09	5	3	2	8	8	3	5	11	13	6	7	19
2009-10	8	2	6	10	4	0	4	4	12	2	10	14
2010-11	9	5	4	14	4	0	4	4	13	5	8	18
2011-12	3	1	2	4	6	3	3	9	9	4	5	13
2012-13	5	2	3	7	4	3	1	7	9	5	4	14
2013-14	2	0	2	2	5	5	0	10	7	5	2	12
2014-15	5	4	1	9	6	5	1	11	11	9	2	20
2015-16	7	5	2	12	3	1	2	4	10	6	4	16
2016-17	1	1	0	2	3	1	2	4	4	2	2	6
2017-18	6	5	1	11	4	1	3	5	10	6	4	16
2018-19	1	0	1	1	2	2	0	4	3	2	1	5
TOTALS	65	34	31	99	68	34	34	102	133	68	65	201

SHOOTOUT RECORD BY TEAM

Team	HOME				ROAD				OVERALL			
	GP	W	L	PTS	GP	W	L	PTS	GP	W	L	PTS
Anaheim	2	2	0	4	3	2	1	5	5	4	1	9
Arizona	2	1	1	3	2	1	1	3	4	2	2	6
Boston	3	1	2	4	2	0	2	2	5	1	4	6
Buffalo	0	0	0	0	1	1	0	2	1	1	0	2
Calgary	3	1	2	4	4	3	1	7	7	4	3	11
Carolina	1	1	0	2	1	1	0	2	2	2	0	4
Chicago	5	1	4	6	3	1	2	4	8	2	6	10
Colorado	1	0	1	1	2	0	2	2	3	0	3	3
Dallas	5	2	3	7	2	1	1	3	7	3	4	10
Detroit	5	2	3	7	9	5	4	14	14	7	7	21
Edmonton	4	4	0	8	3	2	1	5	7	6	1	13
Florida	4	3	1	7	2	1	1	3	6	4	2	10
Los Angeles	3	1	2	4	0	0	0	0	3	1	2	4
Minnesota	3	2	1	5	4	3	1	7	7	5	2	12
Montreal	2	1	1	3	1	1	0	2	3	2	1	5
Nashville	4	2	2	6	5	1	4	6	9	3	6	12
New Jersey	0	0	0	0	3	2	1	5	3	2	1	5
NY Islanders	3	2	1	5	3	2	1	5	6	4	2	10
NY Rangers	1	0	1	1	3	2	1	5	4	2	2	6
Ottawa	0	0	0	0	1	1	0	2	1	1	0	2
Philadelphia	3	3	0	6	0	0	0	0	3	3	0	6
Pittsburgh	3	2	1	5	2	0	2	2	5	2	3	7
St. Louis	3	1	2	4	3	0	3	3	6	1	5	7
San Jose	2	0	2	2	0	0	0	0	2	0	2	2
Tampa Bay	0	0	0	0	2	0	2	2	2	0	2	2
Toronto	0	0	0	0	1	1	0	2	1	1	0	2
Vancouver	2	1	1	3	5	3	2	8	7	4	3	11
Vegas	0	0	0	0	0	0	0	0	0	0	0	0
Washington	1	1	0	2	1	0	1	1	2	1	1	3
Winnipeg	0	0	0	0	0	0	0	0	0	0	0	0
TOTALS	65	34	31	99	68	34	34	102	133	68	65	201

SHOOTOUT WINS - 68

Date	Opponent	Shootout Deciding Goal	Goaltender	Round	Shootout Score	Game Score
Oct. 28, 2005	Minnesota	Trevor Letowski	Dwayne Roloson	8th	2-1	2-1
Nov. 30, 2005	at Minnesota	Jaroslav Balastik	Manny Fernandez	3rd	1-0	3-2
Dec. 8, 2005	NY Islanders	David Vyborny	Rick DiPietro	1st	1-0	4-3
Jan. 20, 2006	St. Louis	Rick Nash	Curtis Sanford	2nd	1-0	4-3
Feb. 1, 2006	at Calgary	Jaroslav Balastik	Miikka Kiprusoff	1st	2-0	2-1
Feb. 2, 2006	at Edmonton	Jason Chimera	Jussi Markkanen	8th	4-3	2-1
Mar. 5, 2006	at Anaheim	Rick Nash	Jean-Sebastien Giguere	3rd	1-0	3-2
Mar. 25, 2006	at Detroit	Jaroslav Balastik	Chris Osgood	1st	1-0	5-4
Nov. 3, 2006	Calgary	Manny Malholtra	Jamie McLennan	11th	4-3	5-4
Jan. 30, 2007	at Vancouver	Nikolai Zherdev	Roberto Luongo	3rd	2-1	3-2
Mar. 2, 2007	at Dallas	Jason Chimera	Marty Turco	1st	1-0	3-2
Mar. 14, 2007	at Anaheim	David Vyborny	Jean-Sebastien Giguere	5th	1-0	5-4
Mar. 22, 2007	at Detroit	Sergei Fedorov	Chris Osgood	6th	3-2	2-1
Nov. 24, 2007	Detroit	Rick Nash	Chris Osgood	2nd	3-1	3-2
Jan. 12, 2008	Nashville	Nikolai Zherdev	Chris Mason	1st	1-0	2-1
Feb. 21, 2008	at Ottawa	Rick Nash	Ray Emery	1st	2-0	3-2
Nov. 7, 2008	Montreal	Kristian Huselius	Jaroslav Halak	1st	2-0	4-3
Dec. 11, 2008	Nashville	Jakub Voracek	Dan Ellis	3rd	2-1	2-1
Jan. 18, 2009	at Vancouver	Jason Williams	Roberto Luongo	1st	2-0	6-5
Feb. 19, 2009	at Toronto	Rick Nash	Justin Pogge	2nd	2-1	4-3
Mar. 12, 2009	Pittsburgh	Kristian Huselius	Marc-Andre Fleury	3rd	1-0	4-3
Apr. 8, 2009	at Chicago	Fedor Tyutin	Nikolai Khabibulin	2nd	1-0	4-3
Nov. 13, 2009	Anaheim	Kristian Huselius	Jean-Sebastien Giguere	1st	2-0	3-2
Nov. 16, 2009	Edmonton	Jakub Voracek	Nikolai Khabibulin	4th	2-1	3-2
Oct. 28, 2010	Edmonton	Rick Nash	Devan Dubnyk	1st	2-0	3-2
Dec. 6, 2010	Dallas	Kyle Wilson	Kari Lehtonen	3rd	2-1	3-2
Dec. 27, 2010	Minnesota	Kyle Wilson	Jose Theodore	2nd	3-1	4-3
Jan. 14, 2011	Detroit	Antoine Vermette	Joey MacDonald	4th	1-0	3-2
Mar. 29, 2011	Florida	Maksim Mayorov	Scott Clemmensen	2nd	1-0	3-2
Dec. 1, 2011	at Calgary	Rick Nash	Miikka Kiprusoff	3rd	1-0	4-3
Dec. 6, 2011	at Montreal	Rick Nash	Carey Price	2nd	1-0	3-2
Dec. 13, 2011	Vancouver	Rick Nash	Roberto Luongo	2nd	3-1	2-1
Mar. 18, 2012	at Calgary	Cam Atkinson	Miikka Kiprusoff	4th	1-0	2-1
Jan. 19, 2013	at Nashville	Derek Brassard	Pekka Rinne	6th	2-1	3-2
Mar. 5, 2013	Edmonton	Artem Anisimov	Devan Dubnyk	1st	2-0	4-3
Mar. 10, 2013	at Detroit	Matt Calvert	Jimmy Howard	2nd	2-1	3-2
Mar. 16, 2013	Phoenix	Artem Anisimov	Mike Smith	1st	2-0	1-0

ALL-TIME STATISTICS



SHOOTOUT WINS continued

Date	Opponent	Shootout Deciding Goal	Goaltender	Round	Shootout Score	Game Score
Apr. 13, 2013	at Minnesota	Mark Letestu	Niklas Backstrom	1st	2-0	3-2
Oct. 5, 2013	at NY Islanders	Cam Atkinson	Evgeni Nabokov	4th	2-1	3-2
Dec. 27, 2013	at New Jersey	Cam Atkinson	Martin Brodeur	3rd	1-0	2-1
Jan. 6, 2014	at NY Rangers	Mark Letestu	Henrik Lundqvist	1st	2-0	4-3
Jan. 18, 2014	at Buffalo	Ryan Johansen	Ryan Miller	3rd	1-0	4-3
Mar. 15, 2014	at Minnesota	Ryan Johansen	Darcy Kuemper	4th	3-2	2-1
Dec. 4, 2014	at Florida	Ryan Johansen	Roberto Luongo	4th	1-0	4-3
Dec. 13, 2014	Pittsburgh	Ryan Johansen	Thomas Greiss	2nd	2-1	4-3
Dec. 16, 2014	at Detroit	Boone Jenner	Jimmy Howard	3rd	2-1	1-0
Dec. 20, 2014	Chicago	Jack Johnson	Corey Crawford	9th	2-1	3-2
Mar. 10, 2015	at Carolina	Ryan Johansen	Cam Ward	3rd	1-0	4-3
Mar. 13, 2015	Edmonton	Alexander Wennberg	Ben Scrivens	5th	1-0	5-4
Mar. 18, 2015	at Edmonton	Alexander Wennberg	Ben Scrivens	3rd	2-1	4-3
Apr. 2, 2015	NY Islanders	Mark Letestu	Jaroslav Halak	1st	2-0	4-3
Apr. 11, 2015	at NY Islanders	Cam Atkinson	Jaroslav Halak	4th	2-1	5-4
Dec. 19, 2015	Philadelphia	Brandon Dubinsky	Steve Mason	6th	2-1	3-2
Jan. 2, 2016	Washington	Ryan Johansen	Braden Holtby	3rd	2-1	5-4
Feb. 4, 2016	at Vancouver	Alexander Wennberg	Ryan Miller	3rd	1-0	2-1
Feb. 11, 2016	Anaheim	Cam Atkinson	Frederik Andersen	1st	2-0	4-3
Feb. 27, 2016	Florida	Brandon Dubinsky	Roberto Luongo	3rd	1-0	4-3
Mar. 22, 2016	Philadelphia	Boone Jenner	Steve Mason	5th	1-0	3-2
Dec. 3, 2016	at Arizona	Cam Atkinson	Mike Smith	1st	2-0	3-2
Dec. 20, 2016	Los Angeles	Sam Gagner	Peter Budaj	2nd	2-1	3-2
Oct. 30, 2017	Boston	Artemi Panarin	Tuukka Rask	2nd	2-0	4-3
Nov. 11, 2017	at Detroit	Jack Johnson	Jimmy Howard	9th	2-1	2-1
Nov. 28, 2017	Carolina	Cam Atkinson	Scott Darling	1st	2-0	3-2
Dec. 23, 2017	Philadelphia	Pierre-Luc Dubois	Brian Elliott	3rd	1-0	2-1
Jan. 7, 2018	Florida	Josh Anderson	James Reimer	7th	3-2	3-2
Jan. 18, 2018	Dallas	Artemi Panarin	Ben Bishop	2nd	1-0	2-1
Mar. 5, 2019	at New Jersey	Cam Atkinson	Cory Schneider	1st	2-0	2-1
Apr. 5, 2019	at NY Rangers	Artemi Panarin	Alexandar Georgiev	2nd	1-0	3-2

SHOOTOUT LOSSES - 65

Date	Opponent	Shootout Deciding Goal	Goaltender	Round	Shootout Score	Game Score
Dec. 20, 2005	at Detroit	Jason Williams	Pascal Leclaire	2nd	1-2	3-4
Jan. 7, 2006	at Colorado	Alex Tanguay	Pascal Leclaire	4th	1-2	2-3
Apr. 7, 2006	at Detroit	Tomas Holmstrom	Marc Denis	5th	0-1	5-6
Nov. 22, 2006	St. Louis	Bill Guerin	Pascal Leclaire	4th	0-1	3-4
Dec. 14, 2006	at Phoenix	Mike Comrie	Fredrik Norrena	3rd	0-1	4-5
Jan. 9, 2007	St. Louis	Lee Stempniak	Fredrik Norrena	3rd	2-3	3-4
Feb. 20, 2007	at St. Louis	Lee Stempniak	Fredrik Norrena	1st	0-2	4-5
Feb. 25, 2007	Nashville	Alexander Radulov	Ty Conklin	1st	0-1	3-4
Oct. 17, 2007	Dallas	Jussi Jokinen	Fredrik Norrena	2nd	0-1	2-3
Nov. 1, 2007	at Anaheim	Mathieu Schneider	Fredrik Norrena	2nd	0-1	1-2
Nov. 10, 2007	at Nashville	Martin Erat	Fredrik Norrena	2nd	0-1	3-4
Nov. 18, 2007	Detroit	Johan Franzen	Pascal Leclaire	5th	2-3	4-5
Dec. 3, 2007	Dallas	Niklas Hagman	Pascal Leclaire	5th	2-3	1-2
Feb. 10, 2008	Los Angeles	Patrick O'Sullivan	Pascal Leclaire	4th	1-2	2-3
Mar. 2, 2008	at Edmonton	Ales Hemsky	Pascal Leclaire	2nd	0-1	3-4
Mar. 30, 2008	at Chicago	Patrick Kane	Fredrik Norrena	1st	0-1	4-5
Nov. 1, 2008	Chicago	Jonathan Toews	Fredrik Norrena	1st	0-1	3-4
Nov. 15, 2008	at Minnesota	Marek Zidlicky	Steve Mason	2nd	0-2	2-3
Dec. 18, 2008	at Dallas	Brad Richards	Pascal Leclaire	1st	0-2	5-6
Jan. 21, 2009	at Calgary	Todd Bertuzzi	Steve Mason	3rd	0-1	4-5
Feb. 16, 2009	Dallas	James Neal	Steve Mason	2nd	0-1	2-3
Mar. 28, 2009	at St. Louis	David Perron	Steve Mason	4th	1-2	3-4
Apr. 4, 2009	at Nashville	Ville Koistinen	Steve Mason	3rd	0-1	4-5
Oct. 30, 2009	Pittsburgh	Sidney Crosby	Steve Mason	2nd	0-1	3-4
Nov. 4, 2009	San Jose	Dan Boyle	Steve Mason	2nd	0-1	2-3
Nov. 21, 2009	at Nashville	David Legwand	Steve Mason	2nd	1-2	3-4
Nov. 28, 2009	Calgary	Jamie Lundmark	Steve Mason	4th	2-3	3-4
Dec. 1, 2009	at Chicago	Brent Seabrook	Steve Mason	11th	1-2	3-4
Dec. 10, 2009	at Nashville	Steve Sullivan	Mathieu Garon	5th	2-3	3-4
Dec. 17, 2009	Phoenix	Robert Lang	Mathieu Garon	3rd	1-2	1-2
Dec. 29, 2009	at NY Islanders	Rob Schremp	Steve Mason	3rd	0-1	1-2
Feb. 14, 2010	Chicago	Troy Brouwer	Mathieu Garon	4th	1-2	4-5
Apr. 9, 2010	Detroit	Todd Bertuzzi	Steve Mason	4th	1-2	0-1
Dec. 1, 2010	Nashville	Steve Sullivan	Steve Mason	2nd	0-1	3-4
Jan. 18, 2011	at Tampa Bay	Ryan Malone	Mathieu Garon	4th	0-1	2-3
Feb. 16, 2011	Los Angeles	Jarrett Stoll	Mathieu Garon	2nd	0-1	3-4
Mar. 1, 2011	at Vancouver	Raffi Torres	Steve Mason	8th	2-3	1-2



ALL-TIME STATISTICS

SHOOTOUT LOSSES continued

Date	Opponent	Shootout Deciding Goal	Goaltender	Round	Shootout Score	Game Score
Mar. 7, 2011	at St. Louis	Alexander Steen	Steve Mason	4th	2-3	4-5
Mar. 15, 2011	Boston	Tyler Seguin	Steve Mason	1st	0-1	2-3
Mar. 22, 2011	at Colorado	Milan Hejduk	Steve Mason	1st	0-1	4-5
Apr. 1, 2011	Chicago	Viktor Stalberg	Mathieu Garon	3rd	0-1	3-4
Oct. 12, 2011	Colorado	Matt Duchene	Steve Mason	2nd	1-2	2-3
Nov. 17, 2011	at Boston	David Krejci	Curtis Sanford	3rd	1-2	1-2
Nov. 23, 2011	at New Jersey	Ilya Kovalchuk	Curtis Sanford	1st	0-2	1-2
Dec. 27, 2011	Calgary	Jarome Iginla	Steve Mason	1st	0-1	1-2
Jan. 21, 2012	at Detroit	Valtteri Filppula	Curtis Sanford	4th	0-1	2-3
Jan. 21, 2013	Detroit	Damien Brunner	Sergei Bobrovsky	4th	0-1	3-4
Mar. 12, 2013	Vancouver	Mason Raymond	Sergei Bobrovsky	3rd	0-1	1-2
Mar. 14, 2013	Chicago	Patrick Kane	Sergei Bobrovsky	2nd	1-2	1-2
Mar. 26, 2013	at Vancouver	Maxim Lapierre	Sergei Bobrovsky	3rd	0-1	0-1
Nov. 15, 2013	Montreal	David Desharnais	Curtis McElhinney	2nd	0-1	2-3
Mar. 13, 2014	San Jose	Joe Pavelski	Sergei Bobrovsky	2nd	0-1	3-4
Nov. 21, 2014	Boston	Alex Khokhlachev	Sergei Bobrovsky	7th	0-1	3-4
Feb. 22, 2015	at NY Rangers	Rick Nash	Curtis McElhinney	3rd	1-2	3-4
Dec. 4, 2015	Florida	Aleksander Barkov	Sergei Bobrovsky	4th	1-2	1-2
Jan. 23, 2016	at Boston	Ryan Spooner	Joonas Korpisalo	1st	0-2	2-3
Feb. 9, 2016	NY Islanders	Cal Clutterbuck	Joonas Korpisalo	4th	1-2	2-3
Feb. 23, 2016	at Detroit	Riley Sheahan	Curtis McElhinney	2nd	0-2	1-2
Nov. 26, 2016	at Florida	Aleksander Barkov	Sergei Bobrovsky	2nd	0-1	1-2
Mar. 23, 2017	at Washington	T.J. Oshie	Sergei Bobrovsky	1st	0-1	1-2
Nov. 4, 2017	at Tampa Bay	Steven Stamkos	Sergei Bobrovsky	3rd	0-1	4-5
Dec. 21, 2017	at Pittsburgh	Kris Letang	Sergei Bobrovsky	4th	1-2	2-3
Dec. 27, 2017	at Pittsburgh	Evgeni Malkin	Sergei Bobrovsky	1st	0-2	4-5
Jan. 30, 2018	Minnesota	Zach Parise	Sergei Bobrovsky	4th	1-2	2-3
Nov. 10, 2018	NY Rangers	Jimmy Vesey	Joonas Korpisalo	5th	2-3	4-5

ALL-TIME INDIVIDUAL SHOOTOUT STATISTICS

Player	Rd. 1	Rd. 2	Rd. 3	Rd. 4	Rd. 5	Rd. 6	Rd. 7	Rd. 8	Rd. 9	Rd. 10	Rd. 11	Total	S Pct.	GWG
J. Anderson	1-1	1-of-1	1.000	1
A. Anisimov	3-5	2-5	0-2	5-of-12	.417	2
C. Atkinson	9-28	2-5	1-3	3-3	15-of-39	.385	8
J. Balastik	5-8	...	1-1	6-of-9	.667	3
B. Berard	0-1	0-of-1	.000	0
O. Bjorkstrand	0-1	0-1	1-2	0-2	0-1	1-of-7	.143	0
D. Brassard	...	1-2	0-3	0-1	...	1-1	2-of-7	.286	1
G. Brule	...	0-1	0-1	...	0-1	0-1	0-of-4	.000	0
M. Calvert	...	1-4	0-2	0-3	0-1	1-of-10	.100	1
A. Carter	1-1	1-of-1	1.000	0
J. Carter	0-1	...	0-1	0-of-2	.000	0
J. Chimera	1-1	0-2	...	0-1	0-1	1-2	0-1	2-of-8	.250	2
K. Connauton	0-1	0-of-1	.000	0
D. Dorsett	...	0-1	0-of-1	.000	0
B. Dubinsky	...	1-4	1-2	...	0-1	1-1	0-1	3-of-9	.333	2
P. Dubois	0-1	...	2-2	0-1	2-of-4	.500	1
A. Duclair	0-1	0-of-1	.000	0
A. Eriksson	0-1	...	0-of-1	.000	0
S. Fedorov	0-1	0-2	0-2	0-1	1-2	1-1	2-of-9	.222	1
N. Filatov	0-1	1-3	1-of-4	.250	0
N. Foligno	0-3	0-1	0-1	0-1	0-of-6	.000	0
A. Foote	0-1	0-of-1	.000	0
D. Fritsche	0-1	0-of-1	.000	0
S. Gagner	0-1	2-3	2-of-4	.500	1
C. Glencross	1-1	1-of-1	1.000	0
R. Hainsey	0-1	0-of-1	.000	0
M. Hannikainen	0-1	0-of-1	.000	0
M. Hartigan	1-2	1-of-2	.500	0
J. Hrdina	0-1	...	0-1	0-of-2	.000	0
K. Huselius	4-14	0-1	3-8	7-of-23	.304	3
B. Jenner	1-2	0-3	1-1	...	0-1	2-of-7	.286	2
R. Johansen	1-5	5-14	3-6	2-3	0-1	11-of-29	.379	6
J. Johnson	0-3	0-1	...	1-1	2-2	3-of-7	.429	2
J. Jokinen	0-1	...	0-1	0-of-2	.000	0
Z. Konopka	...	0-1	0-of-1	.000	0
T. Kubalik	...	0-1	0-of-1	.000	0
M. Letestu	5-13	3-6	2-3	10-of-22	.455	3
T. Letowski	0-1	0-1	1-1	1-1	2-of-4	.500	1

ALL-TIME STATISTICS

ALL-TIME INDIVIDUAL SHOOTOUT STATISTICS continued

Player	Rd. 1	Rd. 2	Rd. 3	Rd. 4	Rd. 5	Rd. 6	Rd. 7	Rd. 8	Rd. 9	Rd. 10	Rd. 11	Total	S Pct.	GWG
J. Lindstrom	0-1	0-of-1	.000	0
D. MacKenzie	0-1	0-of-1	.000	0
M. Malhotra	0-1	1-1	1-of-2	.500	1
M. Mayorov	0-1	1-1	1-of-2	.500	1
S. Milano	0-1	...	0-1	0-of-2	.000	0
F. Modin	0-1	0-1	0-1	0-of-3	.000	0
J. Morin	1-1	1-of-1	1.000	0
R. Nash	8-20	13-33	4-13	1-1	26-of-67	.388	9
J. Novotny	0-1	0-1	0-1	0-of-3	.000	0
S. Pahlsson	0-1	0-of-1	.000	0
A. Panarin	1-1	7-12	8-of-13	.615	3
M. Peca	1-2	0-1	0-1	1-of-4	.250	0
A. Picard	0-1	0-of-1	.000	0
G. Platt	...	0-1	0-of-1	.000	0
V. Prospal	...	0-1	0-of-1	.000	0
K. Russell	0-1	...	0-of-1	.000	0
B. Saad	0-1	0-of-1	.000	0
A. Stralman	...	0-1	...	0-1	0-of-2	.000	0
A. Svitov	0-1	0-of-1	.000	0
R. Torres	0-1	0-of-1	.000	0
F. Tyutin	...	2-4	1-4	1-1	...	0-2	4-of-11	.364	1
R. Umberger	0-1	0-1	0-1	0-1	0-of-4	.000	0
S. Upshall	...	0-1	0-1	0-of-2	.000	0
A. Vermette	0-1	...	0-2	1-5	1-3	2-of-11	.182	1
J. Voracek	0-2	0-1	2-8	1-1	3-of-12	.250	2
D. Vyborny	4-8	0-3	0-4	1-1	1-3	6-of-19	.316	2
A. Wennberg	0-1	1-4	4-10	0-1	1-1	0-2	...	0-1	6-of-20	.300	3
Z. Werenski	0-1	0-of-1	.000	0
J. Williams	2-5	0-1	0-1	2-of-7	.286	1
K. Wilson	...	1-4	1-1	2-of-5	.400	2
J. Wisniewski	1-2	0-1	1-of-3	.333	0
T. Wright	0-1	0-of-1	.000	0
N. Zherdev	2-5	3-7	2-4	1-3	8-of-19	.421	2
Total	46-133	45-133	31-105	12-42	6-20	4-11	2-9	3-8	2-4	0-2	1-2	153-of-470	.326	68
Goaltender	Rd. 1	Rd. 2	Rd. 3	Rd. 4	Rd. 5	Rd. 6	Rd. 7	Rd. 8	Rd. 9	Rd. 10	Rd. 11	Total	SV Pct.	RECORD
S. Bobrovsky	27-36	28-36	19-24	10-14	6-7	4-5	3-4	3-3	2-2	102-of-131	.779	23-13
T. Conklin	1-2	1-2	1-1	3-of-5	.600	1-1
M. Denis	3-4	4-4	3-3	1-2	1-2	1-1	0-1	1-1	14-of-18	.778	3-1
A. Forsberg	0-1	1-1	1-1	2-of-3	.667	1-0
M. Garon	8-9	5-9	4-7	1-4	0-1	18-of-30	.600	3-6
J. Korpisalo	6-9	8-9	5-7	2-3	1-2	1-1	23-of-31	.742	6-3
P. Leclaire	11-16	13-16	9-12	1-6	0-3	1-1	0-1	1-1	1-1	1-1	1-1	39-of-59	.661	8-8
S. Mason	23-31	16-31	14-19	4-8	1-2	2-2	2-2	1-2	1-1	1-1	0-1	65-of-100	.650	12-19
C. McElhinney	6-8	4-8	4-6	1-1	15-of-23	.652	5-3
F. Norrena	6-11	6-11	5-7	1-2	2-2	1-1	21-of-34	.618	3-8
M. Prusek	1-1	0-1	1-1	1-1	1-1	1-1	1-1	1-1	7-of-8	.875	1-0
C. Sanford	4-5	3-5	3-4	0-1	10-of-15	.667	2-3
Total	96-133	89-133	69-92	22-42	12-20	11-12	6-9	7-8	4-4	2-2	1-2	319-of-457	.698	68-65



RECORD BY SEASON

RECORD BY DIVISION

Year	Central	Pacific	Northwest	Vs. West	Northeast	Atlantic	Southeast / METRO*	Vs. East
2000-01	6-10-2-2	8-9-1-2	5-12-1-1	19-31-4-5	3-0-3-0	1-4-2-1	5-4-0-0	9-8-5-1
2001-02	5-9-3-3	6-14-0-0	4-14-1-1	15-37-4-4	2-5-1-0	4-0-3-1	1-5-0-0	7-10-4-1
2002-03	5-13-2-0	7-11-1-1	8-8-3-1	20-32-6-2	3-3-0-0	5-3-0-0	1-4-2-1	9-10-2-1
2003-04	9-13-0-2	5-10-4-1	6-11-2-1	20-34-6-4	0-4-1-0	2-2-1-0	3-5-0-0	5-11-2-0
2005-06	14-15-3	8-12-0	8-11-1	30-38-4	0-0-0	4-1-0	1-4-0	5-5-0
2006-07	11-17-4	10-9-1	8-10-2	29-36-7	3-2-0	1-4-0	0-0-0	4-6-0
2007-08	11-18-3	9-5-6	8-10-2	28-33-11	3-2-0	0-0-0	3-1-1	6-3-1
2008-09	10-10-4	6-12-2	12-6-2	28-28-8	5-0-0	3-3-1	5-0-1	13-3-2
2009-10	7-9-8	9-9-2	8-10-2	24-28-12	2-3-0	0-3-3	6-1-0	8-7-3
2010-11	8-11-5	8-11-1	7-9-4	23-31-10	3-2-1	4-2-0	4-0-2	11-4-3
2011-12	5-17-2	9-11-0	9-9-2	23-37-4	2-4-1	1-2-2	3-3-0	6-9-3
2012-13	9-6-3	8-6-1	7-5-3	24-17-7
2013-14	6-6-2	7-5-2	...	13-11-4	...	14-8-2	16-13-1*	30-21-3
2014-15	8-6-0	8-6-0	...	16-12-0	...	11-12-1	15-11-4*	26-23-5
2015-16	6-8-0	8-5-1	...	14-13-1	...	9-11-4	11-16-3*	20-27-7
2016-17	8-4-2	9-4-1	...	17-8-3	...	15-7-2	18-9-3*	33-16-5
2017-18	7-6-1	8-7-1	...	15-13-2	...	16-7-1	14-10-4*	30-17-5
2018-19	9-5-0	7-7-2	...	16-12-2	...	13-10-1	18-9-1 *	31-19-2
Total	144-183-51	140-153-30	90-115-29	374-451-110	26-25-7	103-79-25	124-95-23	253-199-55

RECORD BY MONTH

Year	October	November	December	January	February	March	April
2000-01	3-8-0-1	4-8-1-0	5-6-3-1	5-4-0-2	3-5-3-2	5-6-2-0	3-2-0-0
2001-02	1-7-4-0	6-6-1-1	3-9-1-0	4-9-1-0	1-3-1-2	5-8-0-2	2-5-0-0
2002-03	3-5-1-0	6-6-1-2	4-8-1-0	7-6-2-0	3-7-1-0	5-8-1-1	1-2-1-0
2003-04	3-6-0-1	4-6-3-0	2-9-1-2	6-6-3-0	4-7-1-1	5-10-0-0	1-1-0-0
2005-06	4-8-0	3-10-0	5-8-1	8-4-1	3-3-0	7-7-1	5-3-1
2006-07	3-5-1	3-10-1	9-5-2	6-6-1	3-7-2	8-6-0	1-3-0
2007-08	7-3-1	4-7-3	7-5-2	7-7-0	5-5-3	4-6-3	0-3-0
2008-09	4-6-0	6-4-3	7-6-1	7-5-1	7-4-1	9-4-2	1-2-2
2009-10	6-5-1	7-4-3	2-9-5	7-8-0	3-2-1	7-4-3	0-3-2
2010-11	6-4-0	8-4-0	6-7-3	3-6-2	8-3-1	3-7-6	0-4-1
2011-12	2-9-1	4-6-2	4-8-2	3-8-1	5-7-1	9-7-0	2-1-0
2012-13	0-0-0	0-0-0	0-0-0	2-5-1	3-7-2	10-2-4	9-3-0
2013-14	5-6-0	5-8-3	7-5-1	10-4-0	2-2-1	9-5-1	5-2-1
2014-15	4-6-0	2-9-2	10-1-1	5-8-0	5-7-1	11-4-0	5-0-1
2015-16	2-10-0	8-5-0	4-7-3	5-5-2	7-3-3	4-9-0	4-1-0
2016-17	3-3-1	9-2-3	14-0-0	7-7-0	6-4-2	10-4-2	1-4-0
2017-18	8-4-0	8-4-1	6-7-2	5-4-1	5-7-1	12-3-1	1-1-1
2018-19	6-5-0	9-3-2	8-5-1	5-6-0	8-5-0	9-6-1	2-1-0
Total	70-100-12	96-102-32	103-105-33	102-108-18	81-88-30	132-106-30	43-41-10

RECORD BY DAY OF THE WEEK

Year	Monday	Tuesday	Wednesday	Thursday	Friday	Saturday	Sunday
2000-01	2-4-0-0	4-2-1-1	4-8-3-3	4-4-2-0	5-5-0-0	5-10-2-1	4-6-1-1
2001-02	3-8-2-0	2-6-1-0	2-7-0-1	2-8-1-3	7-3-1-0	4-12-2-1	2-3-1-0
2002-03	1-8-1-0	2-7-1-1	4-4-2-0	9-5-0-0	3-6-2-0	8-9-2-1	2-3-0-1
2003-04	2-4-1-0	2-5-2-1	3-9-1-0	3-10-0-1	6-4-0-1	7-12-1-1	2-1-3-0
2005-06	3-2-1	3-5-1	7-7-0	4-5-0	7-11-1	7-8-1	4-5-0
2006-07	2-2-0	7-4-2	2-6-1	4-4-1	8-10-2	7-12-0	3-4-1
2007-08	1-2-2	4-6-1	7-6-1	6-4-1	7-4-2	6-9-1	3-5-4
2008-09	2-1-2	7-7-1	6-2-1	6-2-1	9-5-0	10-9-4	1-5-1
2009-10	6-4-1	4-8-3	2-4-1	7-7-3	3-1-2	7-10-4	3-1-1
2010-11	4-0-2	5-5-4	5-1-4	3-6-1	7-10-1	9-6-1	1-7-0
2011-12	1-4-0	8-9-1	1-2-2	5-8-2	5-4-0	7-12-1	2-7-1
2012-13	3-1-1	3-2-3	1-1-0	4-4-2	3-2-1	6-4-0	4-3-0
2013-14	6-3-0	8-6-2	2-1-0	7-5-3	6-8-1	11-6-1	3-3-0
2014-15	2-2-1	8-9-0	3-2-0	8-2-1	8-5-2	12-12-0	1-3-1
2015-16	2-6-0	7-8-4	3-1-0	5-7-0	6-7-1	11-7-3	0-4-0
2016-17	2-1-1	12-3-2	2-2-0	5-8-2	11-1-1	10-7-2	8-2-0
2017-18	6-3-0	11-5-1	3-1-1	8-5-2	8-6-1	7-8-2	2-2-0
2018-19	4-3-0	8-10-0	0-0-0	15-4-0	5-4-0	11-9-3	4-1-1
TOTAL	52-58-15	105-107-33	57-64-21	105-98-26	114-96-19	145-162-34	49-65-17

RECORD IN BACK-TO-BACK GAMES

* Includes SO Goals

Year	HOME			ROAD			OVERALL		
	1st Game	2nd Game	Total	1st Game	2nd Game	Total	1st Game	2nd Game	Total
2000-01	3-1-0-1	0-3-1-2	3-4-1-3	3-9-1-2	2-10-2-0	5-19-3-2	6-10-1-3	2-13-3-2	8-23-4-5
2001-02	1-2-0-0	0-1-0-2	1-3-0-2	5-5-0-0	3-7-0-0	8-12-0-0	6-7-0-0	3-8-0-2	9-15-0-2
2002-03	2-1-0-0	2-2-0-0	4-3-0-0	2-8-2-0	5-5-0-1	7-13-2-1	4-9-2-0	7-7-0-1	11-16-2-1
2003-04	3-2-1-1	3-3-0-0	6-5-1-1	4-6-1-0	2-9-1-0	6-15-2-0	7-8-2-1	5-12-1-0	12-20-3-1
2005-06	7-2-0	2-3-0	9-5-0	4-3-3	6-8-0	10-11-3	11-5-3	8-11-0	19-16-3
2006-07	4-5-1	4-2-1	8-7-2	6-5-0	3-10-1	9-15-1	10-10-1	7-12-2	17-22-3
2007-08	4-0-0	3-1-0	7-1-0	3-5-0	1-4-3	4-9-3	7-5-0	4-5-3	11-10-3
2008-09	8-1-0	4-3-1	12-4-1	4-5-2	3-6-3	7-11-5	12-6-2	7-9-4	19-15-6
2009-10	5-1-2	0-0-0	5-1-2	2-2-0	4-4-4	6-6-4	7-3-2	4-4-4	11-7-6
2010-11	1-4-0	3-4-1	4-8-1	5-5-3	6-3-1	11-8-4	6-9-3	9-7-2	15-16-5
2011-12	2-4-0	1-3-1	3-7-1	3-7-0	2-8-1	5-15-1	5-11-0	3-11-2	8-22-2
2012-13	4-1-0	1-0-0	5-1-0	2-4-0	3-7-0	5-11-0	6-5-0	4-7-0	10-12-0
2013-14	4-3-0	3-4-1	7-7-1	3-5-2	7-2-0	10-7-2	7-8-2	10-6-1	17-14-3
2014-15	4-4-1	2-3-0	6-7-1	6-3-1	6-7-1	12-10-2	10-7-2	8-10-1	18-17-3
2015-16	4-3-1	3-1-1	7-4-2	5-5-0	4-8-1	9-13-1	9-8-1	7-9-2	16-17-3
2016-17	7-2-0	3-1-1	10-3-1	5-3-2	7-4-3	12-7-5	12-5-2	10-5-4	22-10-6
2017-18	7-2-0	4-2-0	11-6-0	3-5-0	4-6-1	7-11-1	10-7-0	8-8-1	18-15-1
2018-19	2-3-0	3-3-1	5-6-1	8-3-0	4-3-2	12-6-2	10-6-0	7-6-3	17-12-3
Total	72-41-8	41-39-13	113-80-21	73-88-19	72-111-25	145-199-44	145-129-27	113-150-38	258-279-65

RECORD WHEN...

SCORING 1 GOAL OR LESS*

Year	Home	Road	Total
2000-01	0-8-1-1	0-15-1-0	0-23-2-1
2001-02	0-10-0-2	0-20-0-0	0-30-0-2
2002-03	1-7-0-0	0-9-1-0	1-16-1-0
2003-04	0-7-1-1	0-13-1-1	0-20-2-2
2005-06	1-9-0	0-9-0	1-18-0
2006-07	0-9-0	0-15-0	0-24-0
2007-08	0-9-2	1-15-2	1-24-4
2008-09	1-4-1	1-10-1	2-14-2
2009-10	1-5-3	0-9-3	1-14-6
2010-11	0-7-0	0-9-1	0-16-1
2011-12	0-9-1	1-8-2	1-17-3
2012-13	1-3-2	0-7-1	1-10-3
2013-14	1-7-0	1-7-1	2-14-1
2014-15	0-8-0	1-5-0	1-13-0
2015-16	0-5-2	0-13-1	0-18-3
2016-17	2-4-0	0-4-5	2-8-5
2017-18	2-7-1	0-7-0	2-14-1
2018-19	1-8-1	0-6-1	1-14-2
Total	11-126-19	5-181-22	16-307-41

SCORING 3 GOALS*

Year	Home	Road	Total
2000-01	8-4-2-0	2-2-0-0	10-6-2-0
2001-02	6-2-2-1	4-3-1-1	10-5-3-2
2002-03	5-1-1-1	1-2-1-0	6-3-2-1
2003-04	6-4-1-0	3-5-1-1	9-9-2-1
2005-06	4-2-0	5-6-1	9-8-1
2006-07	7-2-3	5-2-1	12-4-4
2007-08	6-1-2	4-1-2	10-2-4
2008-09	9-2-1	2-4-2	11-6-3
2009-10	7-3-4	3-7-3	10-10-7
2010-11	9-2-4	9-2-1	18-4-5
2011-12	4-4-1	3-3-0	7-7-1
2012-13	2-0-2	7-1-1	9-1-3
2013-14	3-4-2	5-2-1	8-6-3
2014-15	5-2-1	8-3-2	13-5-3
2015-16	3-5-1	3-1-0	6-6-1
2016-17	7-2-0	10-4-1	17-6-1
2017-18	5-0-0	2-5-0	7-7-0
2018-19	2-1-0	4-1-0	6-2-0
Total	98-41-29	80-54-20	178-95-49

ALLOWING 1 GOAL OR LESS*

Year	Home	Road	Total
2000-01	10-0-1-0	4-0-1-0	14-0-2-0
2001-02	6-0-0-2	5-1-0-0	11-1-0-2
2002-03	12-1-0-0	3-0-1-0	15-1-1-0
2003-04	9-2-1-0	4-2-1-0	13-4-2-0
2005-06	7-0-0	3-1-0	10-1-0
2006-07	8-0-0	6-3-0	14-3-0
2007-08	12-0-0	7-1-0	19-1-0
2008-09	11-0-1	9-0-0	20-0-1
2009-10	10-0-1	2-0-1	12-0-2
2010-11	9-0-0	5-0-0	14-0-0
2011-12	11-0-0	5-0-0	16-0-0
2012-13	10-0-0	2-1-1	12-1-1
2013-14	9-0-0	11-0-0	20-0-0
2014-15	5-0-0	8-0-0	13-0-0
2015-16	5-0-0	10-0-0	15-0-0
2016-17	17-0-0	8-0-1	25-0-1
2017-18	14-0-0	8-0-0	22-0-0
2018-19	10-0-0	10-0-0	20-0-0
Total	175-3-6	110-9-6	285-12-12

SCORING 2 GOALS OR LESS*

Year	Home	Road	Total
2000-01	4-11-2-3	2-22-5-2	6-33-7-5
2001-02	2-15-3-3	2-26-2-0	4-41-5-3
2002-03	4-12-2-1	3-21-2-1	7-33-4-2
2003-04	5-13-2-2	1-22-3-1	6-35-5-3
2005-06	2-15-0	2-18-2	4-33-2
2006-07	3-13-1	1-21-0	4-34-1
2007-08	4-13-4	2-21-2	6-34-6
2008-09	5-11-2	4-14-2	9-25-4
2009-10	6-8-4	1-14-3	7-22-7
2010-11	2-15-1	1-13-4	3-28-5
2011-12	3-17-2	3-19-4	6-36-6
2012-13	5-5-2	0-10-1	5-15-3
2013-14	1-11-2	7-14-2	8-25-4
2014-15	2-17-0	2-12-1	4-29-1
2015-16	2-12-5	4-21-2	6-33-7
2016-17	9-8-1	0-8-6	9-16-7
2017-18	7-11-2	6-12-1	13-23-3
2018-19	2-14-1	4-13-2	6-27-3
Total	68-221-45	43-301-48	111-522-93

SCORING 4 GOALS OR MORE*

Year	Home	Road	Total
2000-01	7-0-0-0	5-0-0-1	12-0-0-1
2001-02	6-1-0-0	2-0-0-0	8-1-0-0
2002-03	11-1-2-0	5-5-0-0	16-6-2-0
2003-04	6-1-1-0	4-0-0-0	10-1-1-0
2005-06	17-1-0	5-1-1	22-2-1
2006-07	8-4-0	9-0-2	17-4-2
2007-08	10-0-1	8-0-1	18-0-2
2008-09	11-0-0	10-0-3	21-0-3
2009-10	7-1-1	8-2-0	15-3-1
2010-11	6-2-0	7-1-3	13-3-3
2011-12	10-0-0	6-3-0	16-3-0
2012-13	7-0-1	3-1-0	10-1-1
2013-14	18-0-0	9-1-0	27-1-0
2014-15	12-1-1	13-0-0	25-1-1
2015-16	13-0-0	9-1-0	22-1-0
2016-17	12-2-0	12-0-0	24-2-0
2017-18	14-1-1	11-1-3	25-2-4
2018-19	18-2-1	17-0-0	35-2-1
Total	193-17-9	145-16-14	338-33-23

ALLOWING 2 GOALS OR LESS*

Year	Home	Road	Total
2000-01	17-2-2-1	7-3-5-0	24-5-7-1
2001-02	10-1-3-2	8-8-2-0	18-9-5-2
2002-03	17-2-2-0	8-1-2-0	25-3-4-0
2003-04	14-4-2-1	6-4-3-1	20-8-5-2
2005-06	12-1-0	9-3-0	21-4-0
2006-07	14-0-0	10-6-0	24-6-0
2007-08	16-2-2	10-4-2	26-6-4
2008-09	17-1-1	11-2-1	28-3-2
2009-10	18-0-3	8-4-3	26-4-6
2010-11	13-3-0	12-0-1	25-3-1
2011-12	14-4-1	10-2-2	24-6-3
2012-13	12-0-2	7-4-1	19-4-3
2013-14	17-1-0	17-3-1	34-4-1
2014-15	12-2-0	16-1-0	28-3-0
2015-16	10-1-2	13-4-1	23-5-3
2016-17	25-2-0	16-0-5	41-2-5
2017-18	22-2-1	12-3-0	34-5-1
2018-19	14-0-1	16-2-1	30-2-2
Total	274-28-26	196-54-31	470-82-57



RECORD BY SEASON

RECORD WHEN...

* Includes SO Goals

ALLOWING 3 GOALS*

Year	Home	Road	Total
2000-01	1-3-2-2	0-8-0-2	1-11-2-4
2001-02	2-6-2-1	0-6-1-0	2-12-3-1
2002-03	2-4-1-1	0-6-1-1	2-10-2-2
2003-04	2-3-1-1	1-6-1-0	3-9-2-1
2005-06	7-5-0	1-6-2	8-11-2
2006-07	2-6-1	2-6-0	4-12-1
2007-08	2-2-2	3-11-0	5-13-2
2008-09	6-4-1	3-7-1	9-11-2
2009-10	2-4-1	2-3-0	4-7-1
2010-11	4-5-1	4-3-3	8-8-4
2011-12	3-5-1	2-2-2	5-7-3
2012-13	2-3-0	2-3-0	4-6-0
2013-14	4-6-2	4-4-1	8-10-3
2014-15	6-2-0	5-5-1	11-7-1
2015-16	6-4-3	1-4-1	7-8-4
2016-17	2-4-1	4-3-1	6-7-2
2017-18	1-4-1	5-2-1	6-6-2
2018-19	5-3-0	6-3-1	11-6-1
Total	59-73-25	45-88-20	104-161-45

ALLOWING 1ST GOAL

Year	Home	Road	Total
2000-01	6-8-3-1	3-17-1-0	9-25-4-1
2001-02	5-12-0-2	0-24-1-1	5-36-1-3
2002-03	8-11-3-2	4-19-1-0	12-30-4-2
2003-04	5-11-1-1	5-18-3-1	10-29-4-2
2005-06	10-12-0	6-17-3	16-29-3
2006-07	4-16-2	6-21-0	10-37-2
2007-08	5-11-2	4-19-4	9-30-6
2008-09	8-8-3	5-14-3	13-22-6
2009-10	7-9-4	5-14-4	12-23-8
2010-11	5-14-3	7-12-5	12-26-8
2011-12	3-13-1	3-20-2	6-33-3
2012-13	6-3-4	5-8-1	11-11-5
2013-14	4-10-1	5-12-0	9-22-1
2014-15	6-16-1	9-10-3	15-26-4
2015-16	7-11-4	5-19-1	12-30-5
2016-17	7-8-0	8-6-3	15-14-3
2017-18	8-8-1	7-12-0	15-20-1
2018-19	10-15-1	4-9-1	14-24-2
Total	215-197-40	91-282-38	206-467-79

TRAILING AFTER 1ST PERIOD

Year	Home	Road	Total
2000-01	2-7-3-0	2-14-0-1	4-21-3-1
2001-02	2-13-0-0	0-17-1-0	2-30-1-0
2002-03	4-9-2-2	0-17-0-0	4-26-2-2
2003-04	3-8-1-1	4-12-1-0	7-20-2-1
2005-06	5-7-0	4-11-2	9-18-2
2006-07	2-11-1	1-17-0	3-28-1
2007-08	1-8-1	3-12-1	4-20-2
2008-09	2-7-1	3-6-1	5-13-2
2009-10	3-6-2	2-12-3	5-18-5
2010-11	3-11-2	5-11-4	8-22-6
2011-12	1-8-1	2-14-1	3-22-2
2012-13	0-2-1	4-7-0	4-9-1
2013-14	2-5-0	1-9-0	3-14-0
2014-15	5-12-1	2-9-1	7-21-2
2015-16	4-10-2	2-12-0	6-22-2
2016-17	1-6-0	4-6-2	5-12-2
2017-18	4-5-0	2-9-0	6-14-0
2018-19	5-12-0	3-10-0	8-22-0
Total	49-147-21	44-205-18	93-352-39

ALLOWING 4 GOALS OR MORE*

Year	Home	Road	Total
2000-01	1-10-0-0	2-13-0-1	3-23-0-1
2001-02	2-11-0-1	0-15-0-1	2-26-0-2
2002-03	1-8-2-1	1-21-0-0	2-29-2-1
2003-04	1-11-1-0	1-17-0-1	2-28-1-1
2005-06	4-12-0	2-16-2	6-28-2
2006-07	2-13-3	3-11-3	5-24-6
2007-08	2-10-3	1-7-3	3-17-6
2008-09	2-8-1	2-9-5	4-17-6
2009-10	0-8-5	2-16-3	2-24-8
2010-11	0-11-4	1-13-4	1-24-8
2011-12	0-12-1	0-21-0	0-33-1
2012-13	0-2-3	1-5-1	1-7-4
2013-14	1-8-2	0-10-1	1-18-3
2014-15	1-16-2	2-9-2	3-25-4
2015-16	2-12-1	2-15-0	4-27-1
2016-17	1-6-0	2-9-1	3-15-1
2017-18	3-6-1	2-13-3	5-19-4
2018-19	3-14-1	3-9-0	6-23-1
Total	26-178-32	27-229-31	53-407-63

LEADING AFTER 1ST PERIOD

Year	Home	Road	Total
2000-01	11-1-0-2	6-3-2-2	17-4-2-4
2001-02	6-3-3-0	5-0-0-1	11-3-3-1
2002-03	11-1-2-0	3-6-1-1	14-7-3-1
2003-04	8-1-2-0	1-1-0-0	9-2-2-0
2005-06	8-3-0	4-4-1	12-7-1
2006-07	10-0-1	6-1-2	16-1-3
2007-08	13-2-3	8-0-1	21-2-4
2008-09	12-3-0	8-3-2	20-6-2
2009-10	9-3-4	4-5-2	13-8-6
2010-11	10-2-1	7-2-0	17-4-1
2011-12	13-2-1	5-1-0	18-3-1
2012-13	5-1-1	3-1-0	8-2-1
2013-14	14-2-2	8-3-1	22-5-3
2014-15	10-2-1	12-2-0	22-4-1
2015-16	9-2-1	8-4-1	17-6-2
2016-17	15-3-1	13-5-0	28-8-1
2017-18	13-3-1	9-1-2	22-4-3
2018-19	12-2-0	17-2-0	29-4-0
Total	189-36-26	127-44-19	316-80-45

LEADING AFTER 2ND PERIOD

Year	Home	Road	Total
2000-01	15-2-1-0	7-0-2-1	22-2-3-1
2001-02	10-0-1-2	7-0-2-0	17-0-3-2
2002-03	16-1-3-1	7-1-2-1	23-2-5-2
2003-04	15-2-2-0	4-1-0-1	19-3-2-1
2005-06	8-1-0	7-1-0	15-2-0
2006-07	13-0-2	8-1-2	21-1-4
2007-08	14-1-1	10-2-0	24-3-1
2008-09	12-2-0	9-1-0	21-3-0
2009-10	13-3-4	11-4-0	24-7-4
2010-11	11-1-1	8-1-1	19-2-2
2011-12	15-3-2	8-3-0	23-6-2
2012-13	9-0-0	4-0-0	13-0-0
2013-14	13-0-3	16-2-1	29-2-4
2014-15	10-1-1	10-1-1	20-2-2
2015-16	10-2-2	12-0-0	22-2-2
2016-17	19-1-0	14-0-3	33-1-3
2017-18	18-0-1	12-3-2	30-3-3
2018-19	17-1-0	15-1-0	32-2-0
Total	238-21-27	169-22-19	407-43-46

SCORING 1ST GOAL

Year	Home	Road	Total
2000-01	13-7-1-2	6-7-4-3	19-14-5-5
2001-02	9-6-5-2	8-5-2-0	17-11-7-2
2002-03	12-3-2-0	5-9-2-1	17-12-4-1
2003-04	12-7-3-1	3-9-1-1	15-16-4-2
2005-06	13-6-0	6-8-1	19-14-1
2006-07	14-3-2	9-2-3	23-5-5
2007-08	15-3-5	10-3-1	25-6-6
2008-09	17-5-0	11-4-4	28-9-4
2009-10	13-3-5	7-9-2	20-12-7
2010-11	12-5-2	10-4-3	22-9-5
2011-12	14-8-2	9-5-2	23-13-4
2012-13	8-2-1	5-4-1	13-6-2
2013-14	18-5-3	16-5-3	34-10-6
2014-15	13-4-1	14-5-0	27-9-1
2015-16	11-6-2	11-4-1	22-10-3
2016-17	21-4-1	14-6-4	35-10-5
2017-18	18-4-2	12-6-4	30-10-6
2018-19	12-2-1	21-5-1	33-7-2
Total	245-83-43	177-100-44	422-183-87

TIED AFTER 1ST PERIOD

Year	Home	Road	Total
2000-01	6-7-1-1	1-7-3-0	7-14-4-1
2001-02	6-2-2-4	3-12-2-0	9-14-4-4
2002-03	5-4-1-0	6-5-2-0	11-9-3-0
2003-04	6-9-1-1	3-14-3-2	9-23-4-3
2005-06	10-8-0	4-10-1	14-18-1
2006-07	6-8-2	8-5-1	14-13-3
2007-08	6-4-3	3-10-3	9-14-6
2008-09	11-3-2	5-9-4	16-12-6
2009-10	8-3-3	6-6-1	14-9-4
2010-11	4-6-2	5-3-4	9-9-6
2011-12	3-11-1	5-10-3	8-21-4
2012-13	9-2-3	3-4-2	12-6-5
2013-14	6-8-2	12-5-2	18-13-4
2014-15	4-6-0	9-4-2	13-10-2
2015-16	5-5-3	6-7-1	11-12-4
2016-17	12-3-0	5-1-5	17-4-5
2017-18	9-4-2	8-8-2	17-12-4
2018-19	5-3-2	5-2-2	10-5-4
Total	121-96-36	97-122-45	218-218-91

TIED AFTER 2ND PERIOD

Year	Home	Road	Total
2000-01	3-1-1-2	2-6-3-1	5-7-4-3
2001-02	4-2-3-2	1-3-0-1	5-5-3-3
2002-03	3-4-0-1	1-4-1-0	4-8-1-1
2003-04	2-4-1-1	1-7-4-1	3-11-5-2
2005-06	9-6-0	2-1-1	11-7-1
2006-07	0-3-1	6-2-1	6-5-2
2007-08	4-2-4	1-4-3	5-6-7
2008-09	13-0-2	3-3-4	16-3-6
2009-10	4-0-2	0-3-4	4-3-6
2010-11	5-4-3	7-0-3	12-4-6
2011-12	2-5-1	2-4-2	4-9-3
2012-13	3-0-3	5-3-1	8-3-4
2013-14	8-7-1	4-0-2	12-7-3
2014-15	7-2-1	11-3-1	18-5-2
2015-16	4-4-2	2-4-2	6-8-4
2016-17	8-3-0	5-2-2	13-5-2
2017-18	6-2-1	4-1-0	10-3-1
2018-19	5-3-2	8-3-1	13-6-3
Total	90-52-34	65-53-38	155-105-72

RECORD BY SEASON



RECORD WHEN...

TRAILING AFTER 2ND PERIOD

Year	Home	Road	Total
2000-01	1-12-2-1	0-18-0-1	1-30-2-2
2001-02	0-16-1-0	0-26-1-0	0-42-2-0
2002-03	1-9-2-0	1-23-0-0	2-32-2-0
2003-04	0-12-1-1	3-19-0-0	3-31-1-1
2005-06	6-11-0	3-23-3	9-34-3
2006-07	5-16-1	1-20-0	6-36-1
2007-08	2-11-2	3-16-2	5-27-4
2008-09	0-11-1	4-14-3	4-25-4
2009-10	3-9-3	1-16-2	4-25-5
2010-11	1-14-1	2-15-4	3-29-5
2011-12	0-13-0	2-18-2	2-31-2
2012-13	2-5-2	1-9-1	3-14-3
2013-14	1-8-0	1-15-0	2-23-0
2014-15	2-17-0	2-11-1	4-28-1
2015-16	4-11-2	2-19-0	6-30-2
2016-17	1-8-1	3-10-2	4-18-3
2017-18	2-10-1	3-14-2	5-24-3
2018-19	0-14-0	2-9-1	2-23-1
Total	31-207-22	34-295-25	65-492-47

KILLING ALL SHORTHANDED ATTEMPTS

Year	Home	Road	Total
2000-01	12-6-1-2	5-5-3-0	17-11-4-2
2001-02	10-9-3-3	6-16-1-1	16-25-4-4
2002-03	14-4-1-0	5-13-1-1	19-17-2-1
2003-04	13-9-2-1	7-10-3-1	20-19-5-2
2005-06	10-6-0	4-4-1	14-10-1
2006-07	7-4-1	6-10-0	13-14-1
2007-08	13-4-3	8-9-1	21-13-4
2008-09	12-4-2	9-6-2	21-10-4
2009-10	14-3-5	8-8-3	22-11-8
2010-11	13-6-4	8-3-4	21-9-8
2011-12	14-8-1	8-5-3	22-13-4
2012-13	12-2-4	2-5-2	14-7-6
2013-14	16-7-0	12-6-3	28-13-3
2014-15	10-9-2	12-6-2	22-15-4
2015-16	8-11-3	9-6-2	17-17-5
2016-17	22-5-1	10-7-5	32-12-6
2017-18	20-7-1	11-6-1	31-13-2
2018-19	17-12-2	18-9-1	35-21-3
Total	237-116-42	148-134-41	385-250-83

SHOTS ON GOAL ARE TIED

Year	Home	Road	Total
2000-01	1-0-0-0	0-1-0-0	1-1-0-0
2001-02	1-0-0-0	0-1-0-0	1-1-0-0
2002-03	1-1-2-0	0-1-0-0	1-2-2-0
2003-04	0-1-1-0	0-2-0-0	0-3-1-0
2005-06	1-0-0	0-0-0	1-0-0
2006-07	1-2-0	1-1-0	2-3-0
2007-08	1-0-0	0-2-0	1-2-0
2008-09	1-1-0	0-0-0	1-1-0
2009-10	2-1-2	1-1-0	3-2-2
2010-11	1-1-0	0-0-1	1-1-1
2011-12	1-2-0	0-0-0	1-2-0
2012-13	1-2-0	1-0-0	2-2-0
2013-14	1-1-0	0-0-0	1-1-0
2014-15	1-2-0	2-1-0	3-3-0
2015-16	0-1-0	1-0-0	1-1-0
2016-17	2-0-0	1-1-0	3-1-0
2017-18	1-1-0	0-1-0	1-2-0
2018-19	1-2-0	1-0-0	2-2-0
Total	18-18-5	8-12-1	26-30-6

SCORING A POWER PLAY GOAL

Year	Home	Road	Total
2000-01	18-5-2-1	4-7-2-2	22-12-4-3
2001-02	11-6-2-0	2-12-3-0	13-18-5-0
2002-03	16-5-2-1	7-14-0-0	23-19-2-1
2003-04	12-8-3-1	6-7-2-2	18-15-5-3
2005-06	17-8-0	7-14-2	24-22-2
2006-07	15-6-4	8-8-2	23-14-6
2007-08	11-5-4	8-9-3	19-14-7
2008-09	12-6-2	7-4-4	19-10-6
2009-10	11-4-6	7-10-3	18-14-9
2010-11	7-7-2	9-6-4	16-13-6
2011-12	12-9-0	6-7-3	18-16-3
2012-13	7-1-3	5-2-0	12-3-3
2013-14	15-6-1	10-4-1	25-10-2
2014-15	10-12-1	14-8-0	24-20-1
2015-16	10-6-1	11-8-0	21-14-1
2016-17	12-3-0	11-3-1	23-6-1
2017-18	16-2-2	5-4-2	21-6-4
2018-19	9-5-1	11-3-0	20-8-1
Total	223-104-39	138-130-36	359-234-75

ALLOWING A POWER PLAY GOAL

Year	Home	Road	Total
2000-01	7-9-3-1	4-19-2-3	11-28-5-4
2001-02	4-9-2-1	2-13-2-0	6-22-4-1
2002-03	6-10-4-2	4-15-2-0	10-25-6-2
2003-04	4-9-2-1	1-17-1-1	5-26-3-2
2005-06	13-12-0	8-21-3	21-33-3
2006-07	11-15-3	9-13-3	20-28-6
2007-08	7-10-4	6-13-4	13-23-8
2008-09	13-9-1	7-12-5	20-21-6
2009-10	6-9-4	4-15-3	10-24-7
2010-11	4-13-1	9-13-4	13-26-5
2011-12	3-13-2	4-20-1	7-33-3
2012-13	2-3-1	8-7-0	10-10-1
2013-14	6-8-4	9-11-0	15-19-4
2014-15	9-11-0	11-9-1	20-20-1
2015-16	10-6-3	7-17-0	17-23-3
2016-17	6-7-0	12-5-2	18-12-2
2017-18	6-5-2	8-12-3	14-17-5
2018-19	5-5-0	7-5-1	12-10-1
Total	122-163-41	120-237-41	242-400-82

TRAILING IN SHOTS ON GOAL

Year	Home	Road	Total
2000-01	12-10-2-1	5-18-5-3	17-28-7-4
2001-02	7-10-5-1	8-23-2-1	15-33-7-2
2002-03	13-10-3-2	7-22-3-1	20-32-6-3
2003-04	6-9-2-2	7-23-2-2	13-32-4-4
2005-06	13-12-0	12-23-4	25-35-4
2006-07	8-7-3	10-10-2	18-17-5
2007-08	6-6-3	9-9-1	15-15-4
2008-09	11-4-1	10-8-3	21-12-4
2009-10	10-5-4	8-14-4	18-19-8
2010-11	6-6-2	9-9-4	15-15-6
2011-12	8-8-0	11-16-2	19-24-2
2012-13	7-1-5	8-8-2	15-9-7
2013-14	12-8-2	12-11-1	24-19-3
2014-15	11-9-2	18-9-3	29-18-5
2015-16	11-6-5	11-13-1	22-19-6
2016-17	13-2-0	9-5-6	22-7-6
2017-18	6-3-2	12-6-3	18-9-5
2018-19	6-3-0	11-5-2	17-8-2
Total	166-119-47	177-232-57	343-351-104

SHUT OUT ON POWER PLAY

Year	Home	Road	Total
2000-01	1-10-2-2	5-17-3-1	6-27-5-3
2001-02	3-12-3-4	6-17-0-1	9-29-3-5
2002-03	4-9-3-1	2-14-3-1	6-23-6-2
2003-04	5-10-1-1	2-20-2-0	7-30-3-1
2005-06	6-10-0	5-11-2	11-21-2
2006-07	3-13-0	7-15-1	10-28-1
2007-08	9-9-3	6-13-2	15-22-5
2008-09	13-7-1	9-14-3	22-21-4
2009-10	9-8-3	5-13-3	14-21-6
2010-11	10-12-3	8-10-4	18-22-7
2011-12	5-12-3	6-18-1	11-30-4
2012-13	7-4-2	5-10-2	12-14-4
2013-14	7-9-3	11-13-2	18-22-5
2014-15	9-8-1	9-7-3	18-15-4
2015-16	8-11-5	5-15-2	13-26-7
2016-17	16-9-1	11-9-6	27-18-7
2017-18	10-10-1	14-14-2	24-24-3
2018-19	13-12-1	14-11-2	27-23-3
Total	138-175-44	130-241-46	268-416-90

LEADING IN SHOTS ON GOAL

Year	Home	Road	Total
2000-01	6-5-2-2	4-5-0-0	10-10-2-2
2001-02	6-8-0-3	0-5-1-0	6-13-1-3
2002-03	6-3-0-0	2-5-0-0	8-8-0-0
2003-04	11-8-1-0	1-2-2-0	12-10-3-0
2005-06	9-6-0	0-2-0	9-8-0
2006-07	9-10-1	4-12-1	13-22-2
2007-08	13-8-4	5-11-4	18-19-8
2008-09	13-8-2	6-10-4	19-18-6
2009-10	8-6-3	3-8-2	11-14-5
2010-11	10-12-3	8-7-3	18-19-6
2011-12	8-11-3	1-9-2	9-20-5
2012-13	6-2-0	1-4-0	7-6-0
2013-14	9-6-2	9-6-2	18-12-4
2014-15	7-9-0	3-5-0	10-14-0
2015-16	7-10-1	4-10-1	11-20-2
2016-17	13-10-1	12-6-1	25-16-2
2017-18	19-8-1	7-11-1	26-19-2
2018-19	15-12-2	13-9-0	28-21-2
Total	175-142-31	83-127-24	258-269-55

RECORD IN GAMES DECIDED BY...

Year	1-Goal	2-Goals	3-Goals	4+
2000-01	11-11-0-6	6-12	10-10	1-6
2001-02	10-11-0-5	9-17	1-9	2-10
2002-03	11-15-0-3	7-10	7-4	4-13
2003-04	14-18-0-4	6-13	4-7	1-7
2005-06	24-12-4	3-12	7-10	1-9
2006-07	18-11-7	6-10	5-15	4-6
2007-08	14-8-12	6-13	10-11	4-4
2008-09	20-6-10	12-10	4-12	5-3
2009-10	15-11-15	9-7	6-11	2-6
2010-11	19-10-13	7-6	6-11	2-8
2011-12	11-13-7	7-12	8-15	3-6
2012-13	14-7-7	5-5	2-3	3-2
2013-14	16-12-7	10-10	13-5	4-5
2014-15	23-8-5	11-11	4-11	4-5
2015-16	14-11-8	7-11	9-10	4-8
2016-17	23-9-8	11-8	9-5	7-2
2017-18	23-7-7	9-12	5-7	8-4
2018-19	17-6-4	5-9	18-10	7-6
Total	297-186-132	136-188	128-166	66-110



LEADERS BY SEASON

GAMES PLAYED

2000-01	Serge Aubin, Lyle Odelein	81
2001-02	Grant Marshall	81
	Jean-Luc Grand-Pierre	
2002-03	Geoff Sanderson, Luke Richardson	82
2003-04	David Vyborny	82
2005-06	Trevor Letowski	81
2006-07	David Vyborny, Jason Chimera,	82
	Manny Malhotra	82
2007-08	Nikolai Zherdev, Rostislav Klesla	82
2008-09	R.J. Umberger, Fedor Tyutin,	82
	Jan Hejda	
2009-10	R.J. Umberger, Antoine Vermette	82
2010-11	Sammy Pahlsson, R.J. Umberger,	82
	Antoine Vermette	
2011-12	Rick Nash, Vinny Prospal	82
2012-13	Vinny Prospal, R.J. Umberger	48
	Fedor Tyutin	
2013-14	Ryan Johansen, Mark Letestu	82
	Jack Johnson	
2014-15	Ryan Johansen, David Savard	82
2015-16	Gregory Campbell, Boone Jenner,	82
	Ryan Murray	
2016-17	Brandon Saad, Jack Johnson,	82
	Boone Jenner, Cam Atkinson	
2017-18	Oliver Bjorkstrand, Pierre-Luc Dubois	82
2018-19	Josh Anderson, Pierre-Luc Dubois,	82
	David Savard, Zach Werenski	

POINTS

2000-01	Geoff Sanderson	56
2001-02	Ray Whitney	61
2002-03	Ray Whitney	76
2003-04	Rick Nash	57
2005-06	David Vyborny	65
2006-07	David Vyborny	64
2007-08	Rick Nash	69
2008-09	Rick Nash	79
2009-10	Rick Nash	67
2010-11	Rick Nash	66
2011-12	Rick Nash	59
2012-13	Vinny Prospal	30
2013-14	Ryan Johansen	63
2014-15	Nick Foligno	73
2015-16	Brandon Saad, Cam Atkinson	53
2016-17	Cam Atkinson	62
2017-18	Artemi Panarin	82
2018-19	Artemi Panarin	87

GOALS

2000-01	Geoff Sanderson	30
2001-02	Ray Whitney	21
2002-03	Geoff Sanderson	34
2003-04	Rick Nash	41
2005-06	Rick Nash	31
2006-07	Rick Nash	27
2007-08	Rick Nash	38
2008-09	Rick Nash	40
2009-10	Rick Nash	33
2010-11	Rick Nash	32
2011-12	Rick Nash	30
2012-13	Mark Letestu	13
2013-14	Ryan Johansen	33
2014-15	Nick Foligno	31
2015-16	Brandon Saad	31
2016-17	Cam Atkinson	35
2017-18	Artemi Panarin	27
2018-19	Cam Atkinson	41

ASSISTS

2000-01	Espen Knutsen	42
2001-02	Ray Whitney	40
2002-03	Ray Whitney	52
2003-04	David Vyborny	31
2005-06	David Vyborny	43
2006-07	David Vyborny	48
2007-08	Nikolai Zherdev	35
2008-09	Rick Nash	39
2009-10	Kristian Huselius	40
2010-11	Rick Nash	34
2011-12	Vinny Prospal	39
2012-13	Vinny Prospal, Brandon Dubinsky,	18
	Fedor Tyutin	
2013-14	James Wisniewski	44
2014-15	Ryan Johansen	45
2015-16	Alexander Wennberg	32
2016-17	Alexander Wennberg	46
2017-18	Artemi Panarin	55
2018-19	Artemi Panarin	59

PLUS/MINUS RATING (min. 40 games)

2000-01	Jamie Pushor	7
2001-02	Jody Shelley	1
2002-03	David Vyborny	12
2003-04	David Ling	-3
2005-06	Ron Hainsey	13
2006-07	Anders Eriksson	12
2007-08	Jan Hejda	20
2008-09	Jan Hejda	23
2009-10	Derek Dorsett	6
2010-11	Derek MacKenzie	14
2011-12	Derek MacKenzie	4
2012-13	Dalton Prout	15
2013-14	Corey Tropp	11
2014-15	Nick Foligno	16
2015-16	Matt Calvert, Brandon Saad	1
2016-17	David Savard	33
2017-18	Artemi Panarin	23
2018-19	Josh Anderson	25

PENALTY MINUTES

2000-01	Tyler Wright	140
2001-02	Jody Shelley	206
2002-03	Jody Shelley	249
2003-04	Jody Shelley	228
2005-06	Jody Shelley	163
2006-07	Alexander Svitov	145
2007-08	Jared Boll	226
2008-09	Jared Boll	180
2009-10	Jared Boll	149
2010-11	Derek Dorsett	184
2011-12	Derek Dorsett	235
2012-13	Jared Boll	100
2013-14	Brandon Dubinsky	98
2014-15	Jared Boll	109
2015-16	Scott Hartnell	112
2016-17	Brandon Dubinsky	91
2017-18	Ian Cole +	76
2018-19	Pierre-Luc Dubois	64

POWER PLAY GOALS

2000-01	Steve Heinze	14
2001-02	Mike Sillinger	8
2002-03	Geoff Sanderson	15
2003-04	Rick Nash	19
2005-06	Rick Nash	11
	Bryan Berard	11
2006-07	Rick Nash	9
2007-08	Rick Nash	10
2008-09	R.J. Umberger	9
2009-10	Rick Nash	10
2010-11	R.J. Umberger	8
2011-12	Jeff Carter	8
2012-13	Vinny Prospal	4
	James Wisniewski	4
2013-14	R.J. Umberger	8
2014-15	Nick Foligno	11
2015-16	Scott Hartnell	10
2016-17	Nick Foligno	11
2017-18	Artemi Panarin, Seth Jones	7
2018-19	Cam Atkinson	8

SHORTHANDED GOALS

2000-01	Tyler Wright, Robert Kron,	1
	Jamie Pushor	
2001-02	Espen Knutsen	2
2002-03	Mike Sillinger	3
2003-04	David Vyborny	4
2005-06	David Vyborny, Adam Foote	2
2006-07	Sergei Fedorov, Jason Chimera	2
2007-08	Rick Nash	4
2008-09	Rick Nash	5
2009-10	Rick Nash, Antoine Vermette	2
2010-11	R.J. Umberger	3
2011-12	Derek MacKenzie, Rick Nash	2
2012-13	Mark Letestu	2
2013-14	Artem Anisimov, Derek MacKenzie,	2
	Brandon Dubinsky	
2014-15	Ryan Johansen	2
2015-16	Cam Atkinson	2
2016-17	Matt Calvert	3
	Cam Atkinson	3
2017-18	Matt Calvert	2
2018-19	Cam Atkinson	4

GAME-WINNING GOALS

2000-01	Geoff Sanderson	7
2001-02	Mike Sillinger	5
2002-03	Andrew Cassels	5
2003-04	Rick Nash	7
2005-06	David Vyborny	6
2006-07	Rick Nash	5
2007-08	Rick Nash	6
2008-09	Raffi Torres	6
2009-10	Rick Nash	6
2010-11	Rick Nash	7
2011-12	Derick Brassard, Ryan Johansen,	3
	Nikita Nikitin, R.J. Umberger,	
	Antoine Vermette	
2012-13	Artem Anisimov	3
2013-14	Boone Jenner, Ryan Johansen,	5
	Cam Atkinson, Nick Foligno	
	Artem Anisimov	
2014-15	Cam Atkinson	7
2015-16	Brandon Saad	7
2016-17	Cam Atkinson	9
2017-18	Josh Anderson, Cam Atkinson,	5
	Artemi Panarin	
2018-19	Cam Atkinson, Artemi Panarin	8

+ Split between Pittsburgh & Columbus

LEADERS BY SEASON



SHOTS ON GOAL

2000-01	Geoff Sanderson	199
2001-02	Ray Whitney	210
2002-03	Geoff Sanderson	286
2003-04	Rick Nash	269
2005-06	Nikolai Zherdev	194
2006-07	Rick Nash	228
2007-08	Rick Nash	329
2008-09	Rick Nash	263
2009-10	Rick Nash	254
2010-11	Rick Nash	305
2011-12	Rick Nash	306
2012-13	Jack Johnson, R.J. Umberger	96
2013-14	Ryan Johansen	237
2014-15	Cam Atkinson	212
2015-16	Brandon Saad	233
2016-17	Cam Atkinson	240
2017-18	Seth Jones	249
2018-19	Cam Atkinson	295

SHOOTING PERCENTAGE

2000-01	Espen Knutsen	17.7
2001-02	Mike Sillinger	13.3
2002-03	Espen Knutsen	17.9
2003-04	Rick Nash	15.2
2005-06	Rick Nash	18.2
2006-07	Rick Nash	11.8
2007-08	Rick Nash	11.6
2008-09	Rick Nash	15.2
2009-10	Antoine Vermette	17.3
2010-11	Kristian Huselius	14.9
2011-12	Derick Brassard	11.2
2012-13	Artem Anisimov	16.2
2013-14	Nick Foligno	16.2
2014-15	Nick Foligno	17.0
2015-16	Scott Hartnell	15.3
2016-17	Cam Atkinson	14.6
2017-18	Sonny Milano	20.3
2018-19	Pierre-Luc Dubois	15.5

FACE-OFF WINNING PERCENTAGE

2000-01	Kevyn Adams	57.4
2001-02	Mike Sillinger	57.0
2002-03	Mike Sillinger	56.5
2003-04	Manny Malhotra	53.9
2005-06	Manny Malhotra	56.3
2006-07	Manny Malhotra	55.1
2007-08	Manny Malhotra	59.0
2008-09	Manny Malhotra	58.0
2009-10	Antoine Vermette	54.2
2010-11	Antoine Vermette	55.6
2011-12	Mark Letestu	51.9
2012-13	Derek MacKenzie	59.4
2013-14	Brandon Dubinsky	52.9
2014-15	Mark Letestu	52.9
2015-16	Boone Jenner	53.1
2016-17	Brandon Dubinsky	51.7
2017-18	Boone Jenner	55.5
2018-19	Brandon Dubinsky	57.1

POINTS BY DEFENSEMAN

2000-01	Jamie Heward	27
2001-02	Deron Quint	25
2002-03	Jaroslav Spacek	45
2003-04	Anders Eriksson	27
2005-06	Bryan Berard	32
2006-07	Ron Hainsey	34
2007-08	Ron Hainsey	32
2008-09	Fedor Tyutin	34
2009-10	Anton Stralman	34
2010-11	Fedor Tyutin	27
2011-12	Nikita Nikitin	32
2012-13	Fedor Tyutin	22
2013-14	James Wisniewski	51
2014-15	Jack Johnson	40
2015-16	Seth Jones	31*
2016-17	Zach Werenski	47
2017-18	Seth Jones	57
2018-19	Seth Jones	46

GOALS BY DEFENSEMAN

2000-01	Jamie Heward	11
2001-02	Rostislav Klesla	8
2002-03	Jaroslav Spacek	9
2003-04	Anders Eriksson	7
2005-06	Bryan Berard	12
2006-07	Ron Hainsey, Rostislav Klesla	9
2007-08	Ron Hainsey	8
2008-09	Fedor Tyutin	9
2009-10	Kris Russell	7
2010-11	Fedor Tyutin	7
2011-12	Nikita Nikitin	7
2012-13	Jack Johnson, James Wisniewski	5
2013-14	James Wisniewski	7
2014-15	David Savard	11
2015-16	Jack Johnson	6
2016-17	Seth Jones	12
2017-18	Seth Jones, Zach Werenski	16
2018-19	Zach Werenski	11

HAT TRICKS

2000-01	Geoff Sanderson, Tyler Wright,	1
	Deron Quint	
2001-02	Espen Knutsen	1
2002-03	Tyler Wright	2
2003-04	David Vyborny	1
2005-06	Rick Nash, Bryan Berard	1
2006-07		0
2007-08	Rick Nash	1
2008-09	Rick Nash	2
2009-10	R.J. Umberger	1
2010-11	Matt Calvert, Kristian Huselius,	1
	Rick Nash	
2011-12	Jeff Carter	2
2012-13		0
2013-14		0
2014-15	Scott Hartnell, Cam Atkinson,	1
	Nick Foligno	
2015-16	Cam Atkinson, Nick Foligno,	1
	Brandon Saad	
2016-17	Scott Hartnell	1
2017-18	Cam Atkinson, Pierre-Luc Dubois,	1
	Artemi Panarin, Thomas Vanek	
2018-19	Cam Atkinson	2

MULTI-POINT GAMES

2000-01	Geoff Sanderson	11
2001-02	Ray Whitney	18
2002-03	Ray Whitney	19
2003-04	Rick Nash	14
2005-06	David Vyborny	19
2006-07	David Vyborny	19
2007-08	Rick Nash	16
2008-09	Rick Nash	24
2009-10	Kristian Huselius	18
2010-11	Rick Nash	16
2011-12	Rick Nash	14
2012-13	Vinny Prospal, Mark Letestu	6
2013-14	Ryan Johansen	16
2014-15	Nick Foligno	17
2015-16	Boone Jenner	12
2016-17	Cam Atkinson, Alex Wennberg	14
2017-18	Artemi Panarin	19
2018-19	Artemi Panarin	25

MULTI-GOAL GAMES

2000-01	Geoff Sanderson	5
2001-02	Mike Sillinger	3
2002-03	Geoff Sanderson	6
2003-04	Rick Nash	6
2005-06	Rick Nash	5
2006-07	Rick Nash	5
2007-08	Rick Nash	6
2008-09	Rick Nash	6
2009-10	Rick Nash	5
2010-11	Rick Nash	7
2011-12	Rick Nash	4
2012-13	Cam Atkinson	2
2013-14	Ryan Johansen	4
2014-15	Scott Hartnell, Nick Foligno	6
2015-16	Brandon Saad	4
2016-17	Cam Atkinson	7
2017-18	Cam Atkinson, Artemi Panarin	3
2018-19	Cam Atkinson	8

ICE TIME – ALL PLAYERS

2000-01	Deron Quint	24:05
2001-02	Lyle Odelein	22:11
2002-03	Jaroslav Spacek	24:47
2003-04	Jaroslav Spacek	23:26
2005-06	Adam Foote	24:33
2006-07	Adam Foote	24:44
2007-08	Adam Foote	24:01
2008-09	Fedor Tyutin	23:30
2009-10	Fedor Tyutin	23:31
2010-11	Fedor Tyutin	22:41
2011-12	James Wisniewski	24:47
2012-13	Jack Johnson	25:58
2013-14	Jack Johnson	24:40
2014-15	Jack Johnson	24:09
2015-16	Jack Johnson	24:10
2016-17	Seth Jones	23:24
2017-18	Seth Jones	24:36
2018-19	Seth Jones	25:49

*Split between Nashville & Columbus



LEADERS BY SEASON

ICE TIME - FORWARDS

2000-01	Steve Heinze	18:49
2001-02	Mike Sillinger	20:51
2002-03	Ray Whitney	21:00
2003-04	Todd Marchant	20:38
2005-06	Sergei Fedorov	21:05
2006-07	David Vyborny	20:20
2007-08	Rick Nash	20:29
2008-09	Rick Nash	21:09
2009-10	Rick Nash	20:56
2010-11	R.J. Umberger	19:12
2011-12	Rick Nash	19:05
2012-13	R.J. Umberger	18:29
2013-14	Brandon Dubinsky	18:46
2014-15	Ryan Johansen	19:30
2015-16	Brandon Dubinsky	18:45
2016-17	Nick Foligno	18:25
2017-18	Artemi Panarin	20:07
2018-19	Artemi Panarin	19:51

GOALTENDERS

GAMES PLAYED

2000-01	Ron Tugnutt	53
2001-02	Ron Tugnutt	44
2002-03	Marc Denis	77
2003-04	Marc Denis	66
2005-06	Marc Denis	49
2006-07	Fredrik Norrena	55
2007-08	Pascal Leclaire	54
2008-09	Steve Mason	61
2009-10	Steve Mason	58
2010-11	Steve Mason	54
2011-12	Steve Mason	46
2012-13	Sergei Bobrovsky	38
2013-14	Sergei Bobrovsky	58
2014-15	Sergei Bobrovsky	51
2015-16	Sergei Bobrovsky	37
2016-17	Sergei Bobrovsky	63
2017-18	Sergei Bobrovsky	65
2018-19	Sergei Bobrovsky	62

MINUTES PLAYED

2000-01	Ron Tugnutt	3,129
2001-02	Ron Tugnutt	2,502
2002-03	Marc Denis	4,511
2003-04	Marc Denis	3,796
2005-06	Marc Denis	2,786
2006-07	Fredrik Norrena	2,952
2007-08	Pascal Leclaire	2,986
2008-09	Steve Mason	3,664
2009-10	Steve Mason	3,201
2010-11	Steve Mason	3,027
2011-12	Steve Mason	2,534
2012-13	Sergei Bobrovsky	2,219
2013-14	Sergei Bobrovsky	3,229
2014-15	Sergei Bobrovsky	2,994
2015-16	Sergei Bobrovsky	2,116
2016-17	Sergei Bobrovsky	3,704
2017-18	Sergei Bobrovsky	3,912
2018-19	Sergei Bobrovsky	3,557

GOALS-AGAINST AVERAGE

2000-01	Ron Tugnutt	2.44
2001-02	Ron Tugnutt	2.85
2002-03	Marc Denis	3.09
2003-04	Marc Denis	2.56
2005-06	Pascal Leclaire	3.23
2006-07	Fredrik Norrena	2.78
2007-08	Pascal Leclaire	2.25
2008-09	Steve Mason	2.29
2009-10	Mathieu Garon	2.81
2010-11	Mathieu Garon	2.72
2011-12	Curtis Sanford	2.60
2012-13	Sergei Bobrovsky	2.00
2013-14	Sergei Bobrovsky	2.38
2014-15	Sergei Bobrovsky	2.69
2015-16	Joonas Korpisalo	2.60
2016-17	Sergei Bobrovsky	2.06
2017-18	Sergei Bobrovsky	2.42
2018-19	Sergei Bobrovsky	2.58

SAVE PERCENTAGE

2000-01	Ron Tugnutt	.917
2001-02	Ron Tugnutt	.900
2002-03	Marc Denis	.903
2003-04	Marc Denis	.918
2005-06	Pascal Leclaire	.911
2006-07	Fredrik Norrena	.904
2007-08	Pascal Leclaire	.919
2008-09	Steve Mason	.916
2009-10	Mathieu Garon	.903
2010-11	Mathieu Garon, Steve Mason	.901
2011-12	Curtis Sanford	.911
2012-13	Sergei Bobrovsky	.932
2013-14	Sergei Bobrovsky	.923
2014-15	Sergei Bobrovsky	.918
2015-16	Joonas Korpisalo	.920
2016-17	Sergei Bobrovsky	.931
2017-18	Sergei Bobrovsky	.921
2018-19	Sergei Bobrovsky	.913

WINS

2000-01	Ron Tugnutt	22
2001-02	Ron Tugnutt	12
2002-03	Marc Denis	27
2003-04	Marc Denis	21
2005-06	Marc Denis	21
2006-07	Fredrik Norrena	24
2007-08	Pascal Leclaire	24
2008-09	Steve Mason	33
2009-10	Steve Mason	20
2010-11	Steve Mason	24
2011-12	Steve Mason	16
2012-13	Sergei Bobrovsky	21
2013-14	Sergei Bobrovsky	32
2014-15	Sergei Bobrovsky	30
2015-16	Joonas Korpisalo	16
2016-17	Sergei Bobrovsky	41
2017-18	Sergei Bobrovsky	37
2018-19	Sergei Bobrovsky	37

TIES*

2000-01	Ron Tugnutt	5
2001-02	Marc Denis	5
2002-03	Marc Denis	8
2003-04	Marc Denis	7

*Not kept since 2003-04

OTL/SOL

2005-06	Pascal Leclaire	3
2006-07	Fredrik Norrena	3
2007-08	Pascal Leclaire, Fredrik Norrena	6
2008-09	Steve Mason	7
2009-10	Steve Mason	9
2010-11	Steve Mason	7
2011-12	Curtis Sanford	4
2012-13	Sergei Bobrovsky	6
2013-14	Sergei Bobrovsky	5
2014-15	Sergei Bobrovsky	3
2015-16	Joonas Korpisalo	4
2016-17	Sergei Bobrovsky	5
2017-18	Sergei Bobrovsky	6
2018-19	Joonas Korpisalo	3

LOSSES

2000-01	Ron Tugnutt	25
2001-02	Ron Tugnutt	27
2002-03	Marc Denis	41
2003-04	Marc Denis	36
2005-06	Marc Denis	25
2006-07	Fredrik Norrena	23
2007-08	Fredrik Norrena	19
2008-09	Steve Mason	20
2009-10	Steve Mason	26
2010-11	Steve Mason	21
2011-12	Steve Mason	26
2012-13	Sergei Bobrovsky	11
2013-14	Sergei Bobrovsky	20
2014-15	Sergei Bobrovsky	17
2015-16	Sergei Bobrovsky	19
2016-17	Sergei Bobrovsky	17
2017-18	Sergei Bobrovsky	22
2018-19	Sergei Bobrovsky	24

DECISIONS

2000-01	Ron Tugnutt	52
2001-02	Ron Tugnutt	42
2002-03	Marc Denis	76
2003-04	Marc Denis	64
2005-06	Marc Denis	47
2006-07	Fredrik Norrena	50
2007-08	Pascal Leclaire	47
2008-09	Steve Mason	60
2009-10	Steve Mason	55
2010-11	Steve Mason	52
2011-12	Steve Mason	45
2012-13	Sergei Bobrovsky	38
2013-14	Sergei Bobrovsky	57
2014-15	Sergei Bobrovsky	50
2015-16	Sergei Bobrovsky	35
2016-17	Sergei Bobrovsky	63
2017-18	Sergei Bobrovsky	65
2018-19	Sergei Bobrovsky	62

LEADERS BY SEASON



GOALTENDERS

SHUTOUTS

2000-01	Ron Tugnutt	4
2001-02	Ron Tugnutt	2
2002-03	Marc Denis	5
2003-04	Marc Denis	5
2005-06	Marc Denis	1
2006-07	Fredrik Norrena	3
2007-08	Pascal Leclaire	9
2008-09	Steve Mason	10
2009-10	Steve Mason	5
2010-11	Mathieu Garon, Steve Mason	3
2011-12	Steve Mason, Curtis Sanford	1
2012-13	Sergei Bobrovsky	4
2013-14	Sergei Bobrovsky	5
2014-15	Sergei Bobrovsky	2
2015-16	Sergei Bobrovsky	1
2016-17	Sergei Bobrovsky	7
2017-18	Sergei Bobrovsky	5
2018-19	Sergei Bobrovsky	9

ASSISTS

2000-01	Ron Tugnutt	1
2001-02	Ron Tugnutt, Marc Denis	1
2002-03		0
2003-04	Marc Denis	2
2005-06	Marc Denis, Pascal Leclaire	1
2006-07		0
2007-08	Pascal Leclaire	2
2008-09	Pascal Leclaire	1
2009-10	Steve Mason	2
2010-11	Mathieu Garon, Steve Mason	1
2011-12	Steve Mason	2
2012-13		0
2013-14	Sergei Bobrovsky	1
	Curtis McElhinney	1
2014-15	Sergei Bobrovsky	2
2015-16	Sergei Bobrovsky	2
2016-17		0
2017-18	Sergei Bobrovsky	3
2018-19		0

PENALTY MINUTES

2000-01	Ron Tugnutt	2
	Marc Denis	2
2001-02	Marc Denis	2
2002-03	Marc Denis	6
2003-04	Marc Denis	10
2005-06	Marc Denis, Pascal Leclaire	2
2006-07	Fredrik Norrena	6
2007-08	Pascal Leclaire	2
2008-09	Steve Mason	2
2009-10	Steve Mason, Mathieu Garon	2
2010-11	Mathieu Garon, Steve Mason	2
2011-12	Steve Mason	2
2012-13		0
2013-14	Sergei Bobrovsky	2
2014-15	Sergei Bobrovsky	2
2015-16	Sergei Bobrovsky, Joonas Korpisalo	4
2016-17	Sergei Bobrovsky	8
2017-18		0
2018-19	Sergei Bobrovsky	2

TOP SINGLE SEASONS

GAMES PLAYED

1.	Josh Anderson	82	2018-19
	Pierre-Luc Dubois	82	2018-19
	David Savard	82	2018-19
	Zach Werenski	82	2018-19
	Oliver Bjorkstrand	82	2017-18
	Pierre-Luc Dubois	82	2017-18
	Cam Atkinson	82	2016-17
	Boone Jenner	82	2016-17
	Jack Johnson	82	2016-17
	Brandon Saad	82	2016-17
	Gregory Campbell	82	2015-16
	Boone Jenner	82	2015-16
	Ryan Murray	82	2015-16
	Ryan Johansen	82	2014-15
	David Savard	82	2014-15
	Mark Letestu	82	2013-14
	Jack Johnson	82	2013-14
	Ryan Johansen	82	2013-14
	Rick Nash	82	2011-12
	Vinny Prospal	82	2011-12
	Samuel Pahlsson	82	2010-11
	R.J. Umberger	82	2010-11
	Antoine Vermette	82	2010-11
	R.J. Umberger	82	2009-10
	Antoine Vermette	82	2009-10
	R.J. Umberger	82	2008-09
	Fedor Tyutin	82	2008-09
	Jan Hejda	82	2008-09
	Nikolai Zherdev	82	2007-08
	Rostislav Klesla	82	2007-08
	David Vyborny	82	2006-07
	Jason Chimera	82	2006-07
	Manny Malhotra	82	2006-07
	David Vyborny	82	2003-04
	Geoff Sanderson	82	2002-03
	Luke Richardson	82	2002-03

POINTS

1.	Artemi Panarin	87	2018-19
2.	Artemi Panarin	82	2017-18
3.	Rick Nash	79	2008-09
4.	Ray Whitney	76	2002-03
5.	Nick Foligno	73	2014-15
6.	Ryan Johansen	71	2014-15
7.	Cam Atkinson	69	2018-19
	Rick Nash	69	2007-08
9.	Andrew Cassels	68	2002-03
10.	Rick Nash	67	2009-10
.	Geoff Sanderson	67	2002-03

GOALS

1.	Cam Atkinson	41	2018-19
	Rick Nash	41	2003-04
3.	Rick Nash	40	2008-09
4.	Rick Nash	38	2007-08
5.	Cam Atkinson	35	2016-17
6.	Geoff Sanderson	34	2002-03
7.	Ryan Johansen	33	2013-14
	Rick Nash	33	2009-10
9.	Rick Nash	32	2010-11
10.	Brandon Saad	31	2015-16
	Nick Foligno	31	2014-15
	Rick Nash	31	2005-06

ASSISTS

1.	Artemi Panarin	59	2018-19
2.	Artemi Panarin	55	2017-18
3.	Ray Whitney	52	2002-03
4.	David Vyborny	48	2006-07
	Andrew Cassels	48	2002-03
6.	Alexander Wennberg	46	2016-17
7.	Ryan Johansen	45	2014-15
8.	James Wisniewski	44	2013-14
9.	David Vyborny	43	2005-06
10.	Nick Foligno	42	2014-15
	Espen Knutsen	42	2000-01

PLUS/MINUS RATING (min. 50 games)

1.	David Savard	+33	2016-17
2.	Josh Anderson	+25	2018-19
3.	Artemi Panarin	+23	2017-18
	Brandon Saad	+23	2016-17
	Jack Johnson	+23	2016-17
	Jan Hejda	+23	2008-09
7.	Alexander Wennberg	+22	2017-18
8.	Ryan Murray	+20	2018-19
	Jan Hejda	+20	2007-08
10.	David Savard	+19	2018-19
	Cam Atkinson	+19	2017-18

PENALTY MINUTES

1.	Jody Shelley	249	2002-03
2.	Derek Dorsett	235	2011-12
3.	Jody Shelley	228	2003-04
4.	Jared Boll	226	2007-08
5.	Jody Shelley	206	2001-02
6.	Derek Dorsett	184	2010-11
7.	Jared Boll	182	2010-11
8.	Jared Boll	180	2008-09
9.	Jody Shelley	163	2005-06
10.	Derek Dorsett	150	2008-09

POWER PLAY GOALS

1.	Rick Nash	19	2003-04
2.	Geoff Sanderson	15	2002-03
3.	Steve Heinze	14	2000-01
4.	Nick Foligno	11	2016-17
	Nick Foligno	11	2014-15
	Rick Nash	11	2005-06
	Bryan Berard	11	2005-06
8.	Cam Atkinson	10	2016-17
	Scott Hartnell	10	2015-16
	Rick Nash	10	2009-10
	Rick Nash	10	2007-08
	Nikolai Zherdev	10	2005-06



TOP SINGLE SEASONS

SHORTHANDED GOALS

1.	Rick Nash	5	2008-09
2.	Cam Atkinson	4	2018-19
	Rick Nash	4	2007-08
	David Vyborny	4	2003-04
5.	Cam Atkinson	3	2016-17
	Matt Calvert	3	2016-17
	R.J. Umberger	3	2010-11
	Mike Sillinger	3	2002-03
9.	22x, MR: Josh Anderson	2	2018-19

GAME-WINNING GOALS

1.	Cam Atkinson	9	2016-17
2.	Cam Atkinson	8	2018-19
	Artemi Panarin	8	2018-19
4.	Brandon Saad	7	2015-16
	Cam Atkinson	7	2014-15
	Rick Nash	7	2010-11
	Rick Nash	7	2003-04
	Geoff Sanderson	7	2000-01
9.	Rick Nash	6	2009-10
	Raffi Torres	6	2008-09
	Rick Nash	6	2007-08
	David Vyborny	6	2005-06

SHOTS ON GOAL

1.	Rick Nash	329	2007-08
2.	Rick Nash	306	2011-12
3.	Rick Nash	305	2010-11
4.	Cam Atkinson	295	2018-19
5.	Geoff Sanderson	286	2002-03
6.	Rick Nash	269	2003-04
7.	Rick Nash	263	2008-09
8.	Rick Nash	254	2009-10
	Nikolai Zherdev	254	2007-08
10.	Seth Jones	249	2017-18

SHOOTING PERCENTAGE (min. 50 games)

1.	Sonny Milano	20.3	2017-18
2.	Raffi Torres	19.2	2009-10
3.	Rick Nash	18.2	2005-06
4.	Espen Knutsen	17.7	2000-01
	Andrew Cassels	17.7	2002-03
6.	Steve Heinze	17.6	2000-01
	Tyler Wright	17.6	2002-03
8.	Antoine Vermette	17.3	2009-10
9.	Nick Foligno	17.0	2014-15
10.	Nick Foligno	16.2	2013-14
	Raffi Torres	16.2	2008-09

FACE-OFF WINNING PERCENTAGE (min. 100 attempts)

1.	Derek MacKenzie	59.4	2012-13
2.	Manny Malhotra	59.0	2007-08
3.	Brandon Dubinsky	58.3	2012-13
4.	Manny Malhotra	58.0	2008-09
5.	Kevyn Adams	57.4	2000-01
6.	Brandon Dubinsky	57.1	2018-19
7.	Mike Sillinger	57.0	2001-02
8.	Nick Foligno	56.6	2018-19
9.	Geoff Platt	56.5	2006-07
	Mike Sillinger	56.5	2002-03

POINTS BY DEFENSEMAN

1.	Seth Jones	57	2017-18
2.	James Wisniewski	51	2013-14
3.	Zach Werenski	47	2016-17
4.	Seth Jones	46	2018-19
5.	Jaroslav Spacek	45	2002-03
6.	Zach Werenski	44	2018-19
7.	Seth Jones	42	2016-17
8.	Jack Johnson	40	2014-15
9.	Zach Werenski	37	2017-18
10.	David Savard	36	2014-15

GOALS BY DEFENSEMAN

1.	Seth Jones	16	2017-18
	Zach Werenski	16	2017-18
3.	Seth Jones	12	2016-17
	Bryan Berard	12	2005-06
5.	Zach Werenski	11	2018-19
	Zach Werenski	11	2016-17
	David Savard	11	2014-15
	Jamie Heward	11	2000-01
9.	Seth Jones	9	2018-19
	Kevin Connauton	9	2014-15
	Fedor Tyutin	9	2008-09
	Ron Hainsey	9	2006-07
	Rostislav Klesla	9	2006-07
	Jaroslav Spacek	9	2002-03

HAT TRICKS

1.	Cam Atkinson	2	2018-19
	Jeff Carter	2	2011-12
	Rick Nash	2	2008-09
	Tyler Wright	2	2002-03
	R.J. Umberger	2	2009-10
6.	Boone Jenner	1	2018-19
	Cam Atkinson	1	2017-18
	Pierre-Luc Dubois	1	2017-18
	Artemi Panarin	1	2017-18
	Thomas Vanek	1	2017-18
	Scott Hartnell	1	2016-17
	Cam Atkinson	1	2015-16
	Nick Foligno	1	2015-16
	Brandon Saad	1	2015-16
	Nick Foligno	1	2014-15
	Cam Atkinson	1	2014-15
	Scott Hartnell	1	2014-15
	Cam Atkinson	1	2011-12
	R.J. Umberger	1	2011-12
	Matt Calvert	1	2010-11
	Kristian Huselius	1	2010-11
	Rick Nash	1	2010-11
	Nikita Filatov	1	2008-09
	Rick Nash	1	2007-08
	Rick Nash	1	2005-06
	Bryan Berard	1	2005-06
	David Vyborny	1	2003-04
	Geoff Sanderson	1	2002-03
	Ray Whitney	1	2002-03
	Espen Knutsen	1	2001-02
	Geoff Sanderson	1	2000-01
	Tyler Wright	1	2000-01
	Deron Quint	1	2000-01

MULTI-POINT GAMES

1.	Artemi Panarin	25	2018-19
2.	Rick Nash	24	2008-09
3.	Cam Atkinson	19	2018-19
	Artemi Panarin	19	2017-18
	David Vyborny	19	2006-07
	David Vyborny	19	2005-06
	Ray Whitney	19	2002-03
8.	Kristian Huselius	18	2009-10
	Andrew Cassels	18	2002-03
	Ray Whitney	18	2001-02

MULTI-GOAL GAMES

1.	Cam Atkinson	8	2018-19
2.	Cam Atkinson	7	2016-17
	Rick Nash	7	2010-11
4.	Pierre-Luc Dubois	6	2018-19
	Nick Foligno	6	2014-15
	Scott Hartnell	6	2014-15
	Rick Nash	6	2008-09
	Rick Nash	6	2007-08
	Rick Nash	6	2003-04
	Geoff Sanderson	6	2002-03

ICE TIME - ALL PLAYERS (min. 40 games)

1.	Jack Johnson	25:58	2012-13
2.	Seth Jones	25:49	2018-19
3.	James Wisniewski	24:48	2011-12
4.	Jaroslav Spacek	24:47	2002-03
5.	Adam Foote	24:44	2006-07
6.	Jack Johnson	24:41	2013-14
7.	Seth Jones	24:36	2017-18
8.	Adam Foote	24:34	2005-06
9.	Seth Jones	24:27	2015-16
10.	Jack Johnson	24:10	2015-16

ICE TIME - FORWARDS (min. 40 games)

1.	Rick Nash	21:10	2008-09
2.	Sergei Fedorov	21:06	2005-06
3.	Ray Whitney	21:00	2002-03
4.	Rick Nash	20:56	2009-10
5.	Mike Sillinger	20:51	2001-02
6.	David Vyborny	20:41	2005-06
7.	Todd Marchant	20:39	2003-04
8.	Rick Nash	20:29	2007-08
9.	David Vyborny	20:23	2003-04
10.	David Vyborny	20:20	2006-07

HITS

1.	Brandon Dubinsky	248	2016-17
2.	Derek MacKenzie	241	2013-14
3.	Brandon Dubinsky	235	2015-16
4.	Brandon Dubinsky	234	2013-14
5.	Grant Marshall	220	2001-02
6.	Boone Jenner	216	2016-17
7.	Josh Anderson	214	2018-19
8.	Boone Jenner	213	2015-16
9.	Boone Jenner	212	2013-14
10.	Nick Foligno	210	2013-14

BLOCKED SHOTS

1.	Ryan Murray	171	2015-16
2.	Mike Commodore	162	2008-09
3.	Jan Hejda	158	2010-11
4.	Jan Hejda	157	2008-09
5.	Radoslav Suchy	155	2005-06
6.	David Savard	143	2017-18
7.	Jack Johnson	135	2017-18
8.	Jack Johnson	134	2016-17
9.	Ron Hainsey	133	2006-07
	Seth Jones	133	2018-19
	Jan Hejda	133	2009-10

TOP SINGLE SEASONS



TAKEAWAYS

1.	Artemi Panarin	70	2017-18
	Rick Nash	70	2008-09
3.	Seth Jones	67	2017-18
4.	Rick Nash	62	2011-12
5.	Ryan Johansen	60	2014-15
6.	Seth Jones	59	2018-19
7.	Freddy Modin	58	2006-07
8.	Rick Nash	56	2007-08
9.	David Vyborny	55	2005-06
10.	Vinny Prospal	53	2011-12

ROOKIE SKATERS

GAMES PLAYED

1.	Pierre-Luc Dubois	82	2017-18
2.	William Karlsson	81	2015-16
	Serge Aubin	81	2000-01
4.	Jakub Voracek	80	2008-09
5.	David Vyborny	79	2000-01
6.	Zach Werenski	78	2016-17
	Gilbert Brule	78	2006-07
8.	Jared Boll	75	2007-08
	Rostislav Klesla	75	2001-02
10.	Rick Nash	74	2002-03

POINTS

1.	Pierre-Luc Dubois	48	2017-18
2.	Zach Werenski	47	2016-17
3.	Rick Nash	39	2002-03
4.	Jakub Voracek	38	2008-09
5.	Nikolai Zherdev	34	2003-04
6.	David Vyborny	32	2000-01
7.	Serge Aubin	30	2000-01
8.	Boone Jenner	29	2013-14
9.	Derick Brassard	25	2008-09
10.	Sonny Milano	22	2017-18
	Jaroslav Balastik	22	2005-06

GOALS

1.	Pierre-Luc Dubois	20	2017-18
2.	Rick Nash	17	2002-03
3.	Boone Jenner	16	2013-14
4.	Sonny Milano	14	2017-18
5.	Nikolai Zherdev	13	2003-04
	Serge Aubin	13	2000-01
	David Vyborny	13	2000-01
8.	Jaroslav Balastik	12	2005-06
9.	Zach Werenski	11	2016-17
	Matt Calvert	11	2010-11

ASSISTS

1.	Zach Werenski	36	2016-17
2.	Jakub Voracek	29	2008-09
3.	Pierre-Luc Dubois	28	2017-18
4.	Rick Nash	22	2002-03
5.	Nikolai Zherdev	21	2003-04
6.	David Vyborny	19	2000-01
7.	Ryan Murray	17	2013-14
	Serge Aubin	17	2000-01
9.	Alexander Wennberg	16	2014-15
10.	Grant Clitsome	15	2010-11
	Derick Brassard	15	2008-09

PLUS/MINUS RATING (MIN. 40 GAMES)

1.	Zach Werenski	17	2016-17
2.	Jakub Voracek	11	2008-09
3.	Lukas Sedlak	10	2016-17
4.	Pierre-Luc Dubois	8	2017-18
5.	Markus Nutivaara	7	2016-17

PENALTY MINUTES

1.	Jared Boll	226	2007-08
2.	Jody Shelley	206	2001-02
3.	Derek Dorsett	150	2008-09
4.	Ole-Kristian Tollefsen	123	2006-07
5.	Serge Aubin	107	2000-01
6.	Rick Nash	78	2002-03
7.	Duvie Westcott	77	2002-03
8.	Rostislav Klesla	74	2001-02
9.	Mike Blunden	59	2009-10
10.	Nikolai Zherdev	54	2003-04

POWER PLAY GOALS

1.	Jaroslav Balastik	7	2005-06
2.	Pierre-Luc Dubois	6	2017-18
	Rick Nash	6	2002-03
4.	Nikolai Zherdev	5	2003-04
	David Vyborny	5	2000-01

SHORTHANDED GOALS

1.	Lukas Sedlak	1	2016-17
----	--------------	---	---------

GAME-WINNING GOALS

1.	Boone Jenner	5	2013-14
2.	Pierre-Luc Dubois	4	2017-18
3.	Sonny Milano	3	2017-18
	Ryan Johansen	3	2011-12
	Jared Boll	3	2007-08

SHOTS ON GOAL

1.	Zach Werenski	188	2016-17
2.	Pierre-Luc Dubois	165	2017-18
3.	Jaroslav Balastik	158	2005-06
4.	Rick Nash	154	2002-03
5.	Nikolai Zherdev	137	2003-04

SHOOTING PERCENTAGE (min. 40 games)

1.	Matt Calvert	22.0	2010-11
2.	Sonny Milano	20.3	2017-18
3.	Boone Jenner	12.6	2013-14
4.	Lukas Sedlak	12.3	2016-17
5.	Pierre-Luc Dubois	12.1	2017-18

FACE-OFF WINNING PERCENTAGE (min. 100 attempts)

1.	Geoff Platt	56.5	2006-07
2.	Lukas Sedlak	52.4	2016-17
3.	Serge Aubin	51.3	2000-01
4.	Dan Fritsche	48.9	2005-06
5.	Michael Chaput	48.6	2014-15

POINTS BY DEFENSEMAN

1.	Zach Werenski	47	2016-17
2.	Ryan Murray	21	2013-14
3.	Grant Clitsome	19	2010-11
4.	Derrick Walser	17	2002-03
5.	Rostislav Klesla	16	2001-02

GOALS BY DEFENSEMAN

1.	Zach Werenski	11	2016-17
2.	Rostislav Klesla	8	2001-02
3.	Ryan Murray	4	2013-14
	Grant Clitsome	4	2010-11
	Derrick Walser	4	2002-03

HAT TRICKS

1.	Pierre-Luc Dubois	1	2017-18
	Cam Atkinson	1	2011-12
	Matt Calvert	1	2010-11
	Nikita Filatov	1	2008-09

MULTI-POINT GAMES

1.	Pierre-Luc Dubois	12	2017-18
	Zach Werenski	12	2016-17
3.	Nikolai Zherdev	7	2003-04
4.	Jakub Voracek	6	2008-09
	Serge Aubin	6	2000-01

MULTI-GOAL GAMES

1.	Serge Aubin	3	2000-01
2.	Sonny Milano	2	2017-18
	William Karlsson	2	2015-16
	Boone Jenner	2	2013-14
	Cam Atkinson	2	2011-12
	Ryan Johansen	2	2011-12
	Jaroslav Balastik	2	2005-06

ICE TIME - ALL PLAYERS (MIN. 40 GAMES)

1.	Zach Werenski	20:55	2016-17
2.	Ryan Murray	19:52	2013-14
3.	Rostislav Klesla	18:52	2001-02
4.	Pierre-Luc Dubois	16:38	2017-18
5.	Serge Aubin	16:20	2000-01

ICE TIME - FORWARDS (MIN. 40 GAMES)

1.	Pierre-Luc Dubois	16:38	2017-18
2.	Serge Aubin	16:20	2000-01
3.	Nikolai Zherdev	16:10	2003-04
4.	Alexander Wennberg	15:37	2014-15
5.	David Vyborny	15:25	2000-01

GOALTENDERS

GAMES PLAYED

1.	Marc Denis	77	2002-03
2.	Marc Denis	66	2003-04
3.	Sergei Bobrovsky	65	2017-18
4.	Sergei Bobrovsky	63	2016-17
5.	Sergei Bobrovsky	62	2018-19
6.	Steve Mason	61	2008-09
7.	Steve Mason	58	2009-10
	Sergei Bobrovsky	58	2013-14
9.	Fredrik Norrena	55	2006-07
10.	Steve Mason	54	2010-11
	Pascal Leclaire	54	2007-08

MINUTES PLAYED

1.	Marc Denis	4,511	2002-03
2.	Sergei Bobrovsky	3,912	2017-18
3.	Marc Denis	3,796	2003-04
4.	Sergei Bobrovsky	3,707	2016-17
5.	Steve Mason	3,664	2008-09
6.	Sergei Bobrovsky	3,557	2018-19
7.	Sergei Bobrovsky	3,299	2013-14
8.	Steve Mason	3,201	2009-10
9.	Ron Tugnutt	3,129	2000-01
10.	Steve Mason	3,027	2010-11

GOALS-AGAINST AVERAGE (min. 20 games played)

1.	Sergei Bobrovsky	2.00	2012-13
2.	Sergei Bobrovsky	2.06	2016-17
3.	Pascal Leclaire	2.25	2007-08
4.	Steve Mason	2.29	2008-09
5.	Sergei Bobrovsky	2.38	2013-14
6.	Sergei Bobrovsky	2.42	2017-18
7.	Ron Tugnutt	2.44	2000-01
8.	Marc Denis	2.56	2003-04
9.	Sergei Bobrovsky	2.58	2018-19
10.	Joonas Korpisalo	2.60	2015-16
	Curtis Sanford	2.60	2011-12



TOP SINGLE SEASONS

TOP SINGLE SEASONS - GOALTENDERS continued

SAVE PERCENTAGE

(min. 20 games played)

1.	Sergei Bobrovsky	.932	2012-13
2.	Sergei Bobrovsky	.931	2016-17
3.	Sergei Bobrovsky	.923	2013-14
4.	Sergei Bobrovsky	.921	2017-18
5.	Joonas Korpisalo	.919	2015-16
	Pascal Leclaire	.919	2007-08
7.	Sergei Bobrovsky	.918	2014-15
	Marc Denis	.918	2003-04
9.	Ron Tugnutt	.917	2000-01
10.	Steve Mason	.915	2008-09

WINS

1.	Sergei Bobrovsky	41	2016-17
2.	Sergei Bobrovsky	37	2018-19
	Sergei Bobrovsky	37	2017-18
4.	Steve Mason	33	2008-09
5.	Sergei Bobrovsky	32	2013-14
6.	Sergei Bobrovsky	30	2014-15
7.	Marc Denis	27	2002-03
8.	Steve Mason	24	2010-11
	Pascal Leclaire	24	2007-08
	Fredrik Norrena	24	2006-07

LOSSES

1.	Marc Denis	41	2002-03
2.	Marc Denis	36	2003-04
3.	Ron Tugnutt	27	2001-02
4.	Steve Mason	26	2011-12
	Steve Mason	26	2009-10
6.	Marc Denis	25	2005-06
	Ron Tugnutt	25	2000-01
8.	Sergei Bobrovsky	24	2018--19
	Marc Denis	24	2001-02
10.	Fredrik Norrena	23	2006-07

TIES

1.	Marc Denis	8	2002-03
2.	Marc Denis	7	2003-04
3.	Marc Denis	5	2001-02
	Ron Tugnutt	5	2000-01
5.	Marc Denis	4	2000-01
6.	Ron Tugnutt	3	2001-02
7.	Fred Brathwaite	1	2003-04

SHUTOUTS

1.	Steve Mason	10	2008-09
2.	Sergei Bobrovsky	9	2018-19
	Pascal Leclaire	9	2007-08
4.	Sergei Bobrovsky	7	2016-17
5.	Sergei Bobrovsky	5	2017-18

CAREER LEADERS

GAMES PLAYED

1.	Rick Nash	674
2.	Fedor Tyutin	553
3.	David Vyborny	543
4.	Cam Atkinson	527
5.	Jared Boll	518
6.	Rostislav Klesla	515
7.	Nick Foligno	490
8.	David Savard	489
9.	R.J. Umberger	445
	Jack Johnson	445

POINTS

1.	Rick Nash	547
2.	Cam Atkinson	342
3.	David Vyborny	317
4.	Nick Foligno	287
5.	R.J. Umberger	250
6.	Brandon Dubinsky	225
7.	Boone Jenner	199
8.	Ryan Johansen	193
9.	Fedor Tyutin	185
10.	Nikolai Zherdev	181

GOALS

1.	Rick Nash	289
2.	Cam Atkinson	186
3.	Nick Foligno	125
4.	R.J. Umberger	120
5.	David Vyborny	113
6.	Boone Jenner	102
7.	Geoff Sanderson	88
8.	Ryan Johansen	79
9.	Nikolai Zherdev	76
10.	Brandon Dubinsky	72
	Matt Calvert	72

ASSISTS

1.	Rick Nash	258
2.	David Vyborny	204
3.	Nick Foligno	162
4.	Cam Atkinson	156
5.	Brandon Dubinsky	153
6.	Fedor Tyutin	146
7.	Alexander Wennberg	144
8.	R.J. Umberger	130
9.	Seth Jones	126
10.	Jack Johnson	118

PLUS/MINUS RATING (MIN. 100 GP)

1.	David Savard	46
2.	Artemi Panarin	37
3.	Josh Anderson	35
4.	Cam Atkinson	31
5.	Pierre-Luc Dubois	24
	Brandon Saad	24
7.	Markus Nutivaara	23
	Jan Hejda	23
9.	Oliver Bjorkstrand	22
	Nick Foligno	22
	Ryan Murray	22

PENALTY MINUTES

1.	Jared Boll	1,195
2.	Jody Shelley	1,025
3.	Derek Dorsett	727
4.	Rick Nash	568
5.	Rostislav Klesla	508
6.	Brandon Dubinsky	448
7.	Tyler Wright	436
8.	Nick Foligno	376
9.	Jason Chimera	372
10.	Fedor Tyutin	351

POWER PLAY GOALS

1.	Rick Nash	83
2.	R.J. Umberger	40
3.	Cam Atkinson	38
4.	David Vyborny	36
5.	Geoff Sanderson	34

SHORTHANDED GOALS

1.	Rick Nash	14
2.	Cam Atkinson	12
3.	David Vyborny	7
4.	Matt Calvert	6
5.	R.J. Umberger	5
	Antoine Vermette	5
	Derek MacKenzie	5
	Brandon Dubinsky	5

GAME-WINNING GOALS

1.	Rick Nash	44
2.	Cam Atkinson	38
3.	Nick Foligno	20
4.	Boone Jenner	19
5.	David Vyborny	17

SHOTS ON GOAL

1.	Rick Nash	2,278
2.	Cam Atkinson	1,577
3.	R.J. Umberger	1,107
4.	Boone Jenner	1,003
5.	Nick Foligno	974

SHOOTING PERCENTAGE (MIN. 200 SHOTS)

1.	Scott Hartnell	14.0
2.	Pierre-Luc Dubois	13.9
3.	Mike Sillinger	13.7
4.	Espen Knutsen	13.3
5.	Artemi Panarin	13.1

CAREER LEADERS



HAT TRICKS

1.	Cam Atkinson	6
2.	Rick Nash	5
3.	Tyler Wright	3
4.	Scott Hartnell	2
	Nick Foligno	2
	Jeff Carter	2
	Geoff Sanderson	2
	R.J. Umberger	2
9.	Boone Jenner	1
	Pierre-Luc Dubois	1
	Artemi Panarin	1
	Thomas Vanek	1
	Brandon Saad	1
	Bryan Berard	1
	Matt Calvert	1
	Nikita Filatov	1
	Kristian Huselius	1
	Espen Knutsen	1
	Deron Quint	1
	David Vyborny	1
	Ray Whitney	1

HITS

1.	Brandon Dubinsky	1,225
2.	Nick Foligno	1,168
3.	Boone Jenner	1,106
4.	Jared Boll	970
5.	David Savard	893
6.	Fedor Tyutin	790
7.	Derek MacKenzie	741
8.	Jack Johnson	733
9.	Rick Nash	674
10.	Derek Dorsett	667

BLOCKED SHOTS

1.	Jack Johnson	765
2.	Fedor Tyutin	741
3.	David Savard	706
4.	Rostislav Klesla	544
5.	Ryan Murray	543
6.	Jan Hejda	538
7.	Seth Jones	451
8.	Boone Jenner	366
9.	Kris Russell	365
10.	Adam Foote	337

TAKEAWAYS

1.	Rick Nash	363
2.	Cam Atkinson	260
3.	Nick Foligno	253
4.	R.J. Umberger	221
5.	Boone Jenner	203
6.	Brandon Dubinsky	189
7.	Alexander Wennberg	181
8.	Seth Jones	174
9.	Matt Calvert	160
10.	Ryan Johansen	154

CONSECUTIVE GAMES PLAYED

1.	R.J. Umberger	288
	10/10/08-1/10/12	
2.	Jason Chimera	243
	10/9/05-4/5/08	
3.	Antoine Vermette	241
	3/7/09-2/21/12	
4.	Ryan Johansen	202
	2/24/13-10/22/15	
5.	David Vyborny	194
	10/17/02-12/20/05	

DEFENSEMEN

GAMES PLAYED

1.	Fedor Tyutin	553
2.	Rostislav Klesla	515
3.	David Savard	489
4.	Jack Johnson	445
5.	Ryan Murray	320

POINTS

1.	Fedor Tyutin	185
2.	Seth Jones	165
3.	Jack Johnson	154
4.	David Savard	149
5.	Rostislav Klesla	133

GOALS

1.	Rostislav Klesla	41
2.	David Savard	40
3.	Seth Jones	39
	Fedor Tyutin	39
5.	Zach Werenski	38

ASSISTS

1.	Fedor Tyutin	146
2.	Seth Jones	126
3.	Jack Johnson	118
4.	David Savard	109
5.	James Wisniewski	95

PENALTY MINUTES

1.	Rostislav Klesla	508
2.	Fedor Tyutin	351
3.	Duvie Westcott	299
4.	Ole-Kristian Tollefsen	273
5.	David Savard	272

GOALTENDERS

GAMES PLAYED

1.	Sergei Bobrovsky	373
2.	Marc Denis	266
3.	Steve Mason	232
4.	Pascal Leclaire	125
5.	Fredrik Norrena	100

MINUTES PLAYED

1.	Sergei Bobrovsky	21,804
2.	Marc Denis	15,259
3.	Steve Mason	13,137
4.	Pascal Leclaire	6,898
5.	Ron Tugnutt	5,631

WINS

1.	Sergei Bobrovsky	213
2.	Steve Mason	96
3.	Marc Denis	84
4.	Pascal Leclaire	45
5.	Joonas Korpi	41

LOSSES

1.	Marc Denis	146
2.	Sergei Bobrovsky	130
3.	Steve Mason	99
4.	Pascal Leclaire	55
5.	Ron Tugnutt	52

TIES

1.	Marc Denis	24
2.	Ron Tugnutt	8
3.	Fred Brathwaite	1

OVERTIME/SHOOTOUT LOSSES

1.	Sergei Bobrovsky	27 (14/13)
	Steve Mason	27 (8/19)
3.	Pascal Leclaire	12 (4/8)
	Mathieu Garon	12 (6/6)
5.	Fredrik Norrena	11 (3/8)

SHUTOUTS

1.	Sergei Bobrovsky	33
2.	Steve Mason	19
3.	Marc Denis	12
4.	Pascal Leclaire	10
5.	Ron Tugnutt	6

GOALS-AGAINST AVERAGE (MIN. 70 GAMES)

1.	Sergei Bobrovsky	2.40
2.	Ron Tugnutt	2.62
3.	Mathieu Garon	2.77
4.	Fredrik Norrena	2.79
5.	Pascal Leclaire	2.82

SAVE PERCENTAGE (MIN. 70 GAMES)

1.	Sergei Bobrovsky	.921
2.	Ron Tugnutt	.910
3.	Curtis McElhinney	.909
4.	Joonas Korpi	.907
	Pascal Leclaire	.907

SAVES

1.	Sergei Bobrovsky	10,193
2.	Marc Denis	7,251
3.	Steve Mason	5,919
4.	Pascal Leclaire	3,161
5.	Ron Tugnutt	2,477

SHOTS AGAINST

1.	Sergei Bobrovsky	11,067
2.	Marc Denis	8,016
3.	Steve Mason	6,553
4.	Pascal Leclaire	3,485
5.	Ron Tugnutt	2,723

ASSISTS

1.	Sergei Bobrovsky	8
2.	Steve Mason	5
3.	Marc Denis	4
	Pascal Leclaire	4
5.	Curtis McElhinney	2
	Ron Tugnutt	2

PENALTY MINUTES

1.	Marc Denis	22
2.	Sergei Bobrovsky	18
3.	Steve Mason	8
4.	Fredrik Norrena	6
	Pascal Leclaire	6



CAREER LEADERS

TOP 50 SCORING LEADERS

Rank	Pos	Player	GP	TOI/GP	G	A	P	+/-	PIM	PP	SH	GWG	OT	S	S%
1.	R	Rick Nash	674	18:53	289	258	547	-71	568	83	14	44	6	2,278	12.7
2.	R	Cam Atkinson	527	17:32	186	156	342	31	136	38	12	38	5	1,577	11.8
3.	R	David Vyborny	543	17:50	113	204	317	-48	228	36	7	17	4	920	12.3
4.	L	Nick Foligno	490	17:38	125	162	287	22	376	30	0	20	3	974	12.8
5.	C	R.J. Umberger	445	18:21	120	130	250	-33	200	40	5	15	3	1107	10.8
6.	C	Brandon Dubinsky	430	17:06	72	153	225	0	448	11	5	11	1	764	9.4
7.	C	Boone Jenner	419	16:12	102	97	199	7	267	18	4	19	0	1,003	10.2
8.	C	Ryan Johansen	309	16:50	79	114	193	-16	144	18	2	10	2	710	11.1
9.	D	Fedor Tyutin	553	22:10	39	146	185	-22	351	11	1	3	1	792	4.9
10.	R	Nikolai Zherdev	283	17:28	76	105	181	-52	164	25	0	6	0	749	10.1
11.	C	Alexander Wennberg	358	16:38	35	144	179	10	69	8	1	8	1	429	8.2
12.	C	Derick Brassard	309	15:34	58	111	169	-42	184	19	0	8	1	568	10.2
13.	L	Artemi Panarin	160	20:00	55	114	169	37	49	13	0	13	5	419	13.1
14.	L	Geoff Sanderson	261	17:12	88	80	168	-25	126	34	2	12	1	795	11.1
15.	D	Seth Jones	269	24:35	39	126	165	8	94	9	0	11	7	668	5.8
16.	D	Jack Johnson	445	23:21	36	118	154	-19	198	14	0	7	1	730	4.9
17.	C	Antoine Vermette	241	18:55	61	91	152	-10	112	12	5	8	2	478	12.8
18.	L	Matt Calvert	416	14:06	72	77	149	-24	273	7	6	9	1	614	11.7
19.	D	David Savard	489	20:28	40	109	149	46	272	6	0	5	0	736	5.4
20.	L	Scott Hartnell	234	14:58	64	82	146	4	275	20	0	4	1	458	14.0
21.	C	Manny Malhotra	344	16:07	53	92	145	-6	203	6	1	10	0	542	9.8
22.	L	Kristian Huselius	189	18:23	58	84	142	-22	92	19	1	8	0	470	12.3
23.	L	Ray Whitney	151	20:38	45	95	140	-49	36	14	2	5	1	448	10.0
24.	L	Jason Chimera	331	15:17	62	74	136	-12	372	6	4	12	2	683	9.1
25.	R	Jakub Voracek	241	15:05	39	95	134	1	96	6	0	4	2	438	8.9
26.	D	Rostislav Klesla	515	20:34	41	92	133	-50	508	8	0	4	1	747	5.5
27.	D	Zach Werenski	237	22:08	38	90	128	13	48	9	0	5	2	563	6.7
28.	D	James Wisniewski	209	22:49	26	95	121	-24	147	16	0	5	1	454	5.7
29.	C	Sergei Fedorov	185	19:39	39	74	113	-11	150	15	3	5	1	399	9.8
30.	R	Josh Anderson	241	15:16	64	47	111	35	195	4	2	13	2	558	11.5
31.	C	Pierre-Luc Dubois	164	17:11	47	62	109	24	113	8	0	9	2	339	13.9
32.	C	Tyler Wright	309	16:23	57	51	108	-96	436	13	3	9	3	504	11.3
33.	C	Espen Knutsen	188	17:48	27	81	108	-51	99	10	2	2	0	203	13.3
34.	L	Brandon Saad	160	17:07	55	51	106	-24	22	7	0	11	0	443	12.4
35.	C	Mark Letestu	253	14:50	44	58	102	-4	36	12	4	4	1	398	11.1
36.	D	Ryan Murray	320	20:23	13	88	101	22	100	5	0	0	0	317	4.1
37.	R	Oliver Bjorkstrand	197	13:36	44	53	97	22	23	6	0	6	0	404	10.9
38.	C	Andrew Cassels	137	19:37	26	68	94	-28	56	11	1	5	1	204	12.7
39.	C	Mike Sillinger	155	20:01	38	48	86	-56	106	17	3	8	0	278	13.7
40.	L	Fredrik Modin	176	17:34	39	46	85	-6	110	10	0	7	1	409	9.5
41.	L	Vinny Prospal	130	17:23	28	57	85	-8	68	7	0	2	0	250	11.2
42.	C	Artem Anisimov	168	16:29	40	44	84	-14	40	4	2	10	2	318	12.6
43.	D	Ron Hainsey	213	21:27	19	64	83	-13	137	16	0	0	0	378	5.0
44.	D	Kris Russell	288	16:49	18	61	79	-29	124	3	0	3	1	392	4.6
45.	D	Jaroslav Spacek	153	24:09	16	56	72	-45	139	8	2	4	3	303	5.3
46.	C	Derek MacKenzie	279	10:27	31	38	69	19	155	1	5	3	0	274	11.3
47.	D	Jan Hejda	302	21:22	11	56	67	23	163	1	0	1	0	279	3.9
48.	R	Derek Dorsett	280	12:37	27	38	65	-32	727	2	1	2	0	403	6.7
49.	C	Dan Fritzsche	206	11:52	29	34	63	-14	91	6	2	8	0	302	9.6
50.	R	Jared Boll	518	7:48	27	35	62	-49	1,195	1	0	5	0	363	7.4

TOP 5 GOALTENDING LEADERS

Rank	Player	GP	W	L	T	OT	SA	GA	GAA	SV	SV%	SO	MIN
1.	Sergei Bobrovsky	374	213	130	0	27	11,067	874	2.40	10,193	.921	33	21,804:28
2.	Steve Mason	232	96	99	0	27	6,553	634	2.90	5,919	0.903	19	13,137:21
3.	Marc Denis	266	84	146	24	1	8,016	765	3.01	7,251	0.905	12	15,258:43
4.	Pascal Leclaire	125	45	55	0	12	3,485	324	2.82	3,161	0.907	10	6,898:11
5.	Joonas Korpisalo	90	41	31	0	9	2,585	241	2.89	2,344	0.907	1	5,002:57



STREAKS

LONGEST WINNING STREAK

1.	11/29/16-1/3/17	16
2.	3/4-3/22/18	10
3.	3/18-4/4/15	9
4.	1/6-1/23/14	8
5.	12/1-12/16/14	7

LONGEST POINT STREAK

1.	11/25/16-1/3/17 (17-0-1)	18
2.	3/18-4/11/15 (12-0-1)	13
3.	2/26-3/22/13 (8-0-4)	12
4.	3/4-3/22/18 (10-0-0)	10
5.	12/1-12/20/14 (8-0-1)	9

LONGEST WINLESS STREAK

1.	10/24-11/11/14 (0-8-1)	9
	12/10-12/26/09 (0-7-2)	9
	12/4-12/23/03 (0-6-1-2)	9
4.	10/9-10/22/15 (0-8-0)	8
	10/7-10/22/11 (0-7-1)	8
	11/10-11/24/06 (0-7-1)	8
	3/3-3/18/04 (0-8-0-0)	8
	11/17-12/3/00 (0-8-0-0)	8

LONGEST LOSING STREAK

1.	10/9-10/22/15	8
	3/3-3/18/04	8
	11/17-12/3/00	8
3.	11/11-11/25/05	7
4.	10/24-11/4/14	6
	11/10-11/20/06	6
	2/15-2/25/03	6
	10/20-11/1/01	6

LONGEST SHUTOUT STREAK

Overall	199:19	12/23/08-1/2/09
Home	193:41	2/19-3/10/17
Road	166:06	12/1-1/9/06

LONGEST SCORELESS STREAK

Overall	219:46	12/1-12/10/01
Home	178:48	3/15-3/27/11
Road	207:07	3/26-4/5/01

MOST CONSECUTIVE OVERTIME GAMES

Overall	6	12/9-12/20/14 (2OTW, 3SOW, 1OTL)
Home	4	11/27-12/12/15 (1OTW, 2OTL, 1SOL)
	4	12/9-12/20/14 (1OTW, 2SOW, 1OTL)
	4	2/26-3/7/13 (2OTW, 1SOW, 1OTL)
Road	4	3/24-4/8/09 (1SOW, 1OTL, 2SOL)

LONGEST HOME WINNING STREAK

1.	2/24-3/22/18	8
	11/29/16-1/3/17	8
3.	10/21-11/18/16	7
4.	3/24-4/10/15	6
	12/26/07-1/15/08	6

LONGEST HOME POINT STREAK

1.	2/11-3/31/13 (9-0-3)	12
2.	2/24-3/22/18 (8-0-0)	8
	11/29/16-1/3/17 (8-0-0)	8
	10/21-11/21/16 (7-0-1)	8
5.	3/24-4/10/15 (6-0-0)	6
	1/30-3/13/14 (5-0-1)	6
	12/26/07-1/15/08 (6-0-0)	6
	1/20-2/12/03 (4-0-2-0)	6
	11/13-11/27/01 (4-0-1-1)	6
	1/15-2/10/01 (4-0-1-1)	6

LONGEST HOME WINLESS STREAK

1.	12/4-12/31/03 (0-6-1-1)	8
	10/4-11/9/01 (0-6-2-0)	8
3.	1/29-3/7/08 (0-4-3)	7
	1/26-2/28/02 (0-4-1-2)	7
5.	10/9-11/10/15 (0-6-0)	6
	3/9-3/27/11 (0-4-2)	6

LONGEST HOME LOSING STREAK

1.	10/9-11/10/15	6
	10/12-11/9/01	6
3.	2/24-3/7/15	5
	11/11-11/25/05	5
	12/19-12/31/03	5
	11/17-12/2/00	5

MOST CONSECUTIVE GAMES WITHOUT BEING SHUT OUT

Overall	51	4/8/09-1/12/10
Home	45	3/20/07-3/26/08
Road	45	1/9/09-1/12/10

MOST CONSECUTIVE GAMES SCORING A POWER PLAY GOAL

Overall	8	10/10-10/27/02 (10 goals)
Home	14	11/22/06-1/27/07 (22 goals)
Road	6	1/12-2/9/19 (6 goals)

MOST CONSECUTIVE GAMES ALLOWING A POWER PLAY GOAL

Overall	10	2/18-3/9/07 (16 goals)
Home	9	2/18-4/1/07 (14 goals allowed)
Road	9	3x, most recent, 1/18-3/3/07 (17 goals)

LONGEST ROAD WINNING STREAK

1.	12/1-12/31/16	8
	3/6-3/28/15	8
3.	3/4-3/29/18	6
	1/19-2/18/11	6
5.	3/24-4/6/19	5
	11/4-11/24/10	5

LONGEST ROAD POINT STREAK

1.	11/20-12/31/16 (10-0-1)	11
2.	3/6-4/11/15 (9-0-1)	10
3.	1/15-2/18/11 (6-0-2)	8
4.	3/4-4/11/18 (6-0-1)	7
	3/7-4/8/09 (4-0-3)	7

LONGEST ROAD WINLESS STREAK

1.	10/9-12/20/03 (0-11-1-2)	14
2.	11/21-1/5/10 (0-9-4)	13
3.	1/10-2/23/04 (0-8-3-0)	11
4.	12/15-1/30/02 (0-9-1-0)	10
5.	10/12-11/20/05 (0-9-0)	9

LONGEST ROAD LOSING STREAK

1.	10/12-11/20/05	9
2.	2/18-3/24/03	8
3.	10/8-11/5/11	7
4.	1/23-2/18/13	6
	2/4-2/23/04	6

MOST CONSECUTIVE GAMES SCORING A SHORTHANDED GOAL

Overall	3	11/7/02-11/12/02 (3 goals)
Home	3	2x, most recent, 3/9-3/15/19 (3 goals)
Road	3	12/26/02-1/3/03 (3 goals)

MOST CONSECUTIVE GAMES ALLOWING A SHORTHANDED GOAL

Overall	4	1/7-1/14/11 (4 goals)
Home	2	4x, most recent, 1/11-1/14/11 (2 goals)
Road	2	9x, most recent, 3/20-3/27/18 (2 goals)

TEAM RECORDS

BEST RECORD (BY POINTS) AT EACH GAME

GAME	MOST PTS	# TIMES	LAST TIME	RECORD	GAME	MOST PTS	# TIMES	LAST TIME	RECORD
1	2	8x	2018-19	1-0-0	42	62	1x	2016-17	29-9-4
2	4	2x	2014-15	2-0-0	43	64	1x	2016-17	30-9-4
3	5	1x	2006-07	2-0-1	44	64	1x	2016-17	30-10-4
4	6	5x	2018-19	3-1-0	45	66	1x	2016-17	31-10-4
5	8	2x	2017-18	4-1-0	46	68	1x	2016-17	32-10-4
6	10	2x	2017-18	5-1-0	47	68	1x	2016-17	32-11-4
7	10	2x	2017-18	5-2-0	48	68	1x	2016-17	32-12-4
8	10	3x	2017-18	5-3-0	49	70	1x	2016-17	33-12-4
9	12	3x	2017-18	6-3-0	50	71	1x	2016-17	33-12-5
10	14	1x	2017-18	7-3-0	51	71	1x	2016-17	33-13-5
11	15	1x	2007-08	7-3-1	52	73	1x	2016-17	34-13-5
12	16	3x	2017-18	8-4-0	53	73	1x	2016-17	34-14-5
13	18	2x	2017-18	9-4-0	54	75	1x	2016-17	35-14-5
14	19	1x	2017-18	9-4-1	55	75	1x	2016-17	35-15-5
15	20	1x	2016-17	9-4-2	56	77	1x	2016-17	36-15-5
16	22	1x	2016-17	10-4-2	57	79	1x	2016-17	37-15-5
17	23	1x	2016-17	10-4-3	58	79	1x	2016-17	37-16-5
18	24	1x	2010-11	12-6-0	59	81	1x	2016-17	38-16-5
19	26	1x	2010-11	13-6-0	60	83	1x	2016-17	39-16-5
20	28	1x	2010-11	14-6-0	61	84	1x	2016-17	39-16-6
21	28	2x	2016-17	12-5-4	62	86	1x	2016-17	40-16-6
22	30	1x	2016-17	13-5-4	63	86	1x	2016-17	40-17-6
23	32	1x	2016-17	14-5-4	64	88	1x	2016-17	41-17-6
24	34	1x	2016-17	15-5-4	65	90	1x	2016-17	42-17-6
25	36	1x	2016-17	16-5-4	66	92	1x	2016-17	43-17-6
26	38	1x	2016-17	17-5-4	67	92	1x	2016-17	43-18-6
27	40	1x	2016-17	18-5-4	68	94	1x	2016-17	44-18-6
28	42	1x	2016-17	19-5-4	69	96	1x	2016-17	45-18-6
29	44	1x	2016-17	20-5-4	70	98	1x	2016-17	46-18-6
30	46	1x	2016-17	21-5-4	71	100	1x	2016-17	47-18-6
31	48	1x	2016-17	22-5-4	72	100	1x	2016-17	47-19-6
32	50	1x	2016-17	23-5-4	73	101	1x	2016-17	47-19-7
33	52	1x	2016-17	24-5-4	74	103	1x	2016-17	48-19-7
34	54	1x	2016-17	25-5-4	75	105	1x	2016-17	49-19-7
35	56	1x	2016-17	26-5-4	76	106	1x	2016-17	49-19-8
36	58	1x	2016-17	27-5-4	77	106	1x	2016-17	49-20-8
37	58	1x	2016-17	27-6-4	78	106	1x	2016-17	49-21-8
38	58	1x	2016-17	27-7-4	79	106	1x	2016-17	49-22-8
39	60	1x	2016-17	28-7-4	80	106	1x	2016-17	49-23-8
40	60	1x	2016-17	28-8-4	81	106	1x	2016-17	49-24-8
41	62	1x	2016-17	29-8-4	82	108	1x	2016-17	50-24-8



BEST HOME RECORD (BY POINTS) AT EACH GAME

GAME	MOST PTS	# TIMES	LAST TIME	RECORD	GAME	MOST PTS	# TIMES	LAST TIME	RECORD
1	2	7x	2017-18	1-0-0	22	35	1x	2016-17	17-4-1
2	4	5x	2017-18	2-0-0	23	35	1x	2016-17	17-5-1
3	6	2x	2009-10	3-0-0	24	37	1x	2016-17	18-5-1
4	6	2x	2009-10	3-1-0	25	37	1x	2016-17	18-6-1
5	7	2x	2009-10	3-1-1	26	37	1x	2016-17	18-7-1
6	9	1x	2007-08	4-1-1	27	39	1x	2016-17	19-7-1
7	11	1x	2007-08	5-1-1	28	39	1x	2016-17	19-8-1
8	12	1x	2016-17	6-2-0	29	41	1x	2016-17	20-8-1
9	14	1x	2016-17	7-2-0	30	43	1x	2016-17	21-8-1
10	15	1x	2016-17	7-2-1	31	43	1x	2016-17	21-9-1
11	15	3x	2016-17	7-3-1	32	45	1x	2016-17	22-9-1
12	17	2x	2016-17	8-3-1	33	47	1x	2016-17	23-9-1
13	19	1x	2016-17	9-3-1	34	49	1x	2016-17	24-9-1
14	21	1x	2016-17	10-3-1	35	51	1x	2016-17	25-9-1
15	23	1x	2016-17	11-3-1	36	53	1x	2016-17	26-9-1
16	25	1x	2016-17	12-3-1	37	53	1x	2016-17	26-10-1
17	27	1x	2016-17	13-3-1	38	55	1x	2016-17	27-10-1
18	29	1x	2016-17	14-3-1	39	57	1x	2016-17	28-10-1
19	31	1x	2016-17	15-3-1	40	57	1x	2016-17	28-11-1
20	31	1x	2016-17	15-4-1	41	57	1x	2016-17	28-12-1
21	33	1x	2016-17	16-4-1					

BEST ROAD RECORD (BY POINTS) AT EACH GAME

GAME	MOST PTS	# TIMES	LAST TIME	RECORD	GAME	MOST PTS	# TIMES	LAST TIME	RECORD
1	2	10x	2018-19	1-0-0	22	31	1x	2016-17	14-5-3
2	4	3x	2018-19	2-0-0	23	31	1x	2016-17	14-6-3
3	6	1x	2010-11	3-0-0	24	31	1x	2016-17	14-7-3
4	6	3x	2018-19	3-1-0	25	33	1x	2016-17	15-7-3
5	8	2x	2018-19	4-1-0	26	34	1x	2016-17	15-7-4
6	10	1x	2010-11	5-1-0	27	36	1x	2016-17	16-7-4
7	12	1x	2010-11	6-1-0	28	38	1x	2016-17	17-7-4
8	14	1x	2010-11	7-1-0	29	39	1x	2016-17	17-7-5
9	16	1x	2010-11	8-1-0	30	39	2x	2018-19	19-10-1
10	16	1x	2010-11	8-2-0	31	41	2x	2018-19	20-10-1
11	16	1x	2010-11	8-3-0	32	41	2x	2018-19	21-10-1
12	17	1x	2016-17	7-2-3	33	43	1x	2016-17	19-9-5
13	19	1x	2016-17	8-2-3	34	45	1x	2016-17	20-9-5
14	21	1x	2016-17	9-2-3	35	47	1x	2016-17	21-9-5
15	23	1x	2016-17	10-2-3	36	48	1x	2016-17	21-9-6
16	25	1x	2016-17	11-2-3	37	49	1x	2016-17	21-9-7
17	27	1x	2016-17	12-2-3	38	49	1x	2016-17	21-10-7
18	27	1x	2016-17	12-3-3	39	49	1x	2016-17	21-11-7
19	27	1x	2016-17	12-4-3	40	50	1x	2018-19	24-14-2
20	29	1x	2016-17	13-4-3	41	52	1x	2018-19	25-14-2
21	29	1x	2016-17	13-5-3					

ATTENDANCE AT NATIONWIDE ARENA

LARGEST ATTENDANCE (No. of Games over 19,000 - 20)

Date	Attn.	Opponent	Score
1/21/13	19,206	vs. Detroit	3-4 SOL
2/17/17	19,188	vs. Pittsburgh	2-1 OTW
4/9/16	19,177	vs. Chicago	5-4 OTW
3/12/09	19,167	vs. Pittsburgh	4-3 SOW
4/5/18	19,157	vs. Pittsburgh	4-5 OTL
3/9/19	19,146	vs. Pittsburgh	4-1 W
2/11/17	19,143	vs. Detroit	2-1 W
12/4/10	19,143	vs. Pittsburgh	2-7 L
10/30/09	19,136	vs. Pittsburgh	3-4 SOL
12/22/16	19,115	vs. Pittsburgh	7-1 W

MOST SELLOUTS VS. TEAMS

Number	Opponent	M.R. Date	Score
24	Detroit	4/3/18	5-4 OTW
20	Pittsburgh	3/9/19	4-1 W
17	Chicago	2/24/18	3-2 W
9	Nashville	4/27/13	3-1 W
9	Minnesota	10/3/09	2-1 W
9	NY Rangers	11/10/18	4-5 SOL
9	St. Louis	2/2/19	2-4 L
8	Colorado	2/10/06	1-4 L
8	Edmonton	3/2/19	0-4 L
7	Calgary	10/4/13	3-4 L



TEAM RECORDS

LARGEST MARGIN OF VICTORY/DEFEAT

LARGEST MARGIN OF VICTORY

Date	Margin	Opponent	Score	CBJ/OPP Goaltenders
11/4/16	10	vs. Montreal	10-0	Bobrovsky/Montoya
2/25/17	7	vs. NY Islanders	7-0	Korpisalo/Greiss, Berube
11/10/10	7	vs. St. Louis	8-1	Mason/Conklin, Halak
12/22/16	6	vs. Pittsburgh	7-1	Bobrovsky/Murray, Fleury
2/6/15	6	vs. St. Louis	7-1	McElhinney/Elliott, Allen
11/25/13	6	at Toronto	6-0	Bobrovsky/Reimer, Bernier
3/7/09	6	at Detroit	8-2	Mason/Conklin, Osgood

LARGEST MARGIN OF DEFEAT

Date	Margin	Opponent	Score	CBJ/OPP Goaltenders
11/11/09	8	vs. Detroit	1-9	Mason, Garon/Howard
3/30/02	8	at San Jose	2-10	Denis, Tugnut/Kiprusoff
2/4/02	8	vs. Boston	0-8	Denis/Grahame
11/19/13	7	at Edmonton	0-7	McElhinney, Bobrovsky/Dubnyk
11/5/11	7	at Philadelphia	2-9	Mason, York/Bryzgalov
1/22/04	7	at Chicago	0-7	Brathwaite/Anderson

SHOTS & SHOT DIFFERENCES IN VICTORY/DEFEAT

LARGEST SHOT DIFFERENCE FOR IN WIN

Date	Shot Diff.	Opponent	Score
4/27/13	27 (47-20)	vs. Nashville	3-1 W
12/3/16	26 (60-34)	at Arizona	3-2 SOW
10/28/05	25 (53-28)	vs. Minnesota	2-1 SOW
2/13/18	21 (51-30)	at NY Islanders	4-1 W
2/25/17	21 (45-24)	vs. NY Islanders	7-0 W
12/6/13	21 (41-20)	vs. Minnesota	4-0 W

LARGEST SHOT DIFFERENCE FOR IN LOSS

Date	Shot Diff.	Opponent	Score
4/3/12	32 (54-22)	at Phoenix	0-2 L
2/14/18	29 (57-28)	at Toronto	3-6 L
3/18/14	27 (47-20)	vs. Carolina	1-3 L
11/1/08	27 (51-24)	vs. Chicago	3-4 SOL
2/10/13	26 (40-14)	vs. Edmonton	1-3 L

LARGEST SHOT DIFFERENCE AGAINST IN WIN

Date	Shot Diff.	Opponent	Score
12/4/14	-35 (20-55)	at Florida	4-3 SOW
3/16/08	-29 (17-46)	vs. Detroit	4-3 W
1/14/06	-29 (23-52)	at Florida	5-4 OTW
3/18/15	-27 (20-47)	at Edmonton	4-3 SOW
3/15/19	-26 (20-46)	vs. Carolina	3-0 W

LARGEST SHOT DIFFERENCE AGAINST IN LOSS

Date	Shot Diff.	Opponent	Score
3/26/16	-29 (19-48)	at Nashville	1-5 L
12/31/05	-28 (15-43)	at Detroit	2-5 L
12/18/17	-27 (18-45)	at Boston	2-7 L
1/7/06	-27 (21-48)	at Colorado	2-3 SOL
11/17/02	-27 (15-42)	at Dallas	2-3 OTL

MOST SHOTS IN WIN

Date	Shots	Opponent	Score
12/3/16	60	at Arizona	3-2 SOW
3/22/16	53	vs. Philadelphia	3-2 SOW
10/28/05	53	vs. Minnesota	2-1 SOW
2/13/18	51	at NY Islanders	4-1 W
2/10/18	50	vs. New Jersey	6-1 W

MOST SHOTS IN LOSS

Date	Shots	Opponent	Score
2/14/18	57	at Toronto	3-6 L
4/3/12	54	at Phoenix	0-2 L
11/1/08	51	vs. Chicago	3-4 SOL
2/3/18	49	at NY Islanders	3-4 L
11/29/11	48	at Vancouver	1-4 L

MOST SHOTS ALLOWED IN WIN

Date	Shots	Opponent	Score
12/4/14	55	at Florida	4-3 SOW
4/11/15	52	at NY Islanders	5-4 SOW
1/14/06	52	at Florida	5-4 OTW
11/19/10	50	at Anaheim	4-3 W
12/17/08	48	vs. San Jose	2-1 OTW

MOST SHOTS ALLOWED IN LOSS

Date	Shots	Opponent	Score
11/12/02	51	at Colorado	4-5 L
2/14/04	50	vs. San Jose	1-2 OTL
3/26/16	48	at Nashville	1-5 L
11/21/09	48	at Nashville	3-4 SOL
1/21/06	48	at Nashville	2-7 L
1/7/06	48	at Colorado	2-3 SOL

FEWEST SHOTS IN WIN

Date	Shots	Opponent	Score
3/2/02	13	at Los Angeles	2-0 W
10/27/15	14	at New Jersey	3-1 W
10/27/06	14	vs. Los Angeles	2-0 W
1/8/06	15	at Phoenix	5-2 W
1/2/04	15	at Tampa Bay	2-0 W

FEWEST SHOTS IN LOSS

DATE	SHOTS	OPPONENT	SCORE
4/1/03	10	at Philadelphia	0-4 L
3/8/10	11	at Los Angeles	0-6 L
1/3/02	11	at St. Louis	2-4 L
3/22/08	12	vs. Detroit	1-4 L
2/15/13	13	at Los Angeles	1-2 L
3/20/11	13	vs. New Jersey	0-3 L

FEWEST SHOTS ALLOWED IN WIN

Date	Shots	Opponent	Score
11/7/03	14	vs. Atlanta	4-2 W
11/22/08	15	at Atlanta	2-0 W
12/12/07	16	vs. Colorado	4-1 W
12/18/16	17 (5x)	at Vancouver	4-3 OTW

FEWEST SHOTS ALLOWED IN LOSS

Date	Shots	Opponent	Score
2/21/09	13	vs. Anaheim	2-5 L
2/10/13	14	vs. Edmonton	1-3 L
1/19/08	14	at Dallas	1-3 L
1/10/01	14	vs. Colorado	2-4 L
11/16/05	16	vs. St. Louis	0-2 L



MOST GOALS OVER STRETCH (Not Including SO)

2-GAME STRETCH

1.	11/1-11/4/16	13
2.	3/27-3/29/18	12
	2/25-2/26/17	12
	4/5-4/7/12	12
	1/11-1/13/03	12
6.	11/2-11/4/17	11
	11/4-11/5/16	11
	2/6-2/7/15	11
	3/25-3/27/10	11
	3/23-3/25/10	11
	12/9-12/10/06	11
	2/6-2/8/06	11
	1/8-1/11/06	11
	11/7-11/9/02	11

3-GAME STRETCH

1.	10/28-11/4/16	17
2.	3/27-3/31/18	16
3.	2/25-3/1/01	15
	11/7-11/12/02	15
	1/10-1/13/03	15
	1/11-1/15/03	15
	3/3-3/7/09	15
	3/25-3/28/10	15
	2/19-2/26/17	15
	3/28-3/31/19	15
9.	(20x), MR: 3/29-4/3/18	14

4-GAME STRETCH

1.	3/27-4/3/18	21
2.	3/24-3/30/19	20
3.	3/26-3/31/19	19
	11/26-12/4/18	19
	10/25-11/1/18	19
	3/19-3/27/15	19
7.	(20x) MR: 10/9-10/18/18	18

5-GAME STRETCH

1.	3/27-4/5/18	25
2.	3/24-3/31/19	24
	11/4-11/12/16	24
4.	11/26-12/6/18	23
	3/19-3/28/15	23
	2/25-3/9/01	23
7.	(12x), MR: 3/24-4/3/18	22

6-GAME STRETCH

1.	3/27-4/7/18	27
	3/19-3/29/18	27
	11/1-11/12/16	27
	1/11-1/23/14	27
5.	(12x), MR: 11/15-11/26/18	26

7-GAME STRETCH

1.	3/20-4/3/18	31
	3/19-3/31/18	31
	10/28-11/12/16	31
4.	11/15-11/29/18	30
	3/22-4/5/18	30
	3/8-3/20/18	30
	12/9-12/22/16	30
	11/4-11/18/16	30
	1/10-1/23/14	30
9.	10x, MR: 3/17-3/29/18	29

8-GAME STRETCH

1.	3/19-4/3/18	36
2.	3/20-4/5/18	35
3.	3/15-3/29/18	34
	3/12-3/27/18	34
	3/8-3/22/18	34
	3/6-3/20/18	34
	12/5-12/22/16	34
	3/19-4/4/15	34
9.	8x, MR: 3/17-3/31/18	33

9-GAME STRETCH

1.	3/19-4/5/18	40
2.	3/12-3/29/18	39
3.	11/15-12/1/18	38
	3/17-4/3/18	38
	3/15-3/31/18	38
	3/6-3/22/18	38
	3/4-3/20/18	38
7.	7x, MR: 3/20-4/7/18	37

10-GAME STRETCH

1.	3/15-4/3/18	43
	3/12-3/31/18	43
3.	11/15-12/6/18	42
	3/19-4/7/18	42
	3/17-4/5/18	42
	3/9-3/29/18	42
	3/8-3/27/18	42
	3/4-3/22/18	42
	3/19-4/8/15	42
8.	12/10-12/31/16	41
	12/9-12/29/16	41

BEST HOMESTAND/ROAD TRIPS

3-GAME HOMESTAND

1.	11/12-11/18/16 (3-0-0)	6
	3/31-4/4/15 (3-0-0)	6
	2/7-13/09 (3-0-0)	6
	1/11-15/08 (3-0-0)	6
	1/19-27/07 (3-0-0)	6
	1/24-28/06 (3-0-0)	6
	10/11-16/03 (3-0-0)	6
8.	3x, 1/16-21/04 (2-0-0-1)	5

4-GAME HOMESTAND

1.	3/6-3/12/18 (4-0-0)	8
	12/20-12/29/16 (4-0-0)	8
	3/3-3/9/13 (4-0-0)	8
4.	10/20-10/27/13 (3-1-0)	6
	3/11-3/19/10 (3-1-0)	6
	11/07-11/16/09 (3-1-0)	6
	11/5-11/2/08 (3-1-0)	6
	1/25-1/2/5/03 (2-0-0-2)	6
	11/5-11/14/00 (3-1-0-0)	6

5-GAME HOMESTAND

1.	3/12-3/22/13 (3-0-2)	8
2.	12/18-12/31/14 (3-1-1)	7
	3/7-3/18/08 (3-1-1)	7
4.	2/9-2/19/16 (2-1-2)	6
	12/3-12/12/07 (2-1-2)	6
	10/21-10/28/05 (3-2-0)	6
	11/21-11/29/01 (2-1-1-1)	6

6-GAME HOMESTAND

1.	2/4-3/2/10 (3-1-2)	8
2.	12/8-12/20/18 (3-2-1)	7
3.	1/31-2/13/13 (2-3-1)	5
4.	2/6-2/18/07 (2-4-0)	4

7-GAME HOMESTAND

1.	2/9-2/25/17 (4-3-0)	8
----	---------------------	---

3-GAME ROAD TRIP

1.	2/5-2/9/19 (3-0-0)	6
	12/13-12/18/16 (3-0-0)	6
	3/18-3/21/15 (3-0-0)	6
	11/17-11/20/10 (3-0-0)	6
4.	3/27-3/31/18 (2-0-1)	5
5.	9x, 11/3-11/6/15 (2-1-0)	4

4-GAME ROAD TRIP

1.	1/26-2/5/16 (3-1-0)	6
	1/15-1/22/11 (2-0-2)	6
	1/8-1/13/03 (3-1-0-0)	6
4.	10/22-10/28/16 (2-1-1)	5
5.	10/22-10/30/15 (2-2-0)	4
	1/3-1/9/15 (2-2-0)	4
	12/31-1/6/14 (2-2-0)	4
	11/29-12/6/11 (2-2-0)	4
	3/1-3/10/01 (2-2-0-0)	4

5-GAME ROAD TRIP

1.	11/17-11/25/13 (3-2-0)	6
	2/15-2/23/08 (3-2-0)	6
	1/17-1/24/08 (3-2-0)	6
	11/28-12/9/06 (3-2-0)	6
5.	1/22-2/3/17 (2-2-1)	5
	2/14-2/22/15 (2-2-1)	5

6-GAME ROAD TRIP

1.	4/13-4/25/13 (5-1-0)	10
2.	12/29/08-1/9/09 (4-2-0)	8

3-GAME CALIFORNIA ROAD TRIP

1.	11/17-11/20/10 (3-0-0)	6
2.	11/3-11/6/15 (2-1-0)	4
	4/17-4/21/13 (2-1-0)	4
	1/8-1/11/04 (1-0-0-2)	4
5.	11/1-11/4/18 (1-1-1)	3
	10/25-10/28/16 (1-1-1)	3
	2/3-2/7/14 (1-1-1)	3

3-GAME WESTERN CANADA ROAD TRIP

1.	12/13-12/18/16 (3-0-0)	6
	3/18-3/21/15 (3-0-0)	6
3.	3/27-3/31/18 (2-0-1)	5
4.	2/2-2/5/16 (2-1-0)	4
	1/5-1/8/10 (2-1-0)	4
	2/1-2/6/06 (2-1-0)	4
	1/10-1/13/03 (2-1-0)	4



TEAM RECORDS

SEASON OPENERS

OVERALL (8-8-1-1)

Year	Date	Opponent	Score	Year	Date	Opponent	Score
2000	10/7	vs. Chicago	L, 3-5	2010	10/8	vs. San Jose	L, 2-3
2001	10/4	vs. St. Louis	T, 3-3	2011	10/7	vs. Nashville	L, 2-3
2002	10/10	vs. Chicago	W, 2-1	2012	1/19	at Nashville	SOW, 3-2
2003	10/9	at Atlanta	L, 1-2	2013	10/4	vs. Calgary	L, 3-4
2005	10/5	at Washington	L, 2-3	2014	10/9	at Buffalo	W, 3-1
2006	10/6	vs. Vancouver	OTL, 2-3	2015	10/9	vs. NY Rangers	L, 2-4
2007	10/5	vs. Anaheim	W, 4-0	2016	10/13	vs. Boston	L, 3-6
2008	10/10	at Dallas	OTW, 5-4	2017	10/6	vs. NY Islanders	W, 5-0
2009	10/3	vs. Minnesota	W, 2-1	2018	10/4	at Detroit	OTW, 3-2

HOME (7-8-1-2)

Year	Date	Opponent	Score	Year	Date	Opponent	Score
2000	10/7	vs. Chicago	L, 3-5	2010	10/8	vs. San Jose	L, 2-3
2001	10/4	vs. St. Louis	T, 3-3	2011	10/7	vs. Nashville	L, 2-3
2002	10/10	vs. Chicago	W, 2-1	2012	1/21	vs. Detroit	SOL, 3-4
2003	10/11	vs. NY Rangers	W, 5-0	2013	10/4	vs. Calgary	L, 3-4
2005	10/7	vs. Calgary	L, 1-3	2014	10/11	vs. NY Rangers	W, 5-2
2006	10/6	vs. Vancouver	OTL, 2-3	2015	10/9	vs. NY Rangers	L, 2-4
2007	10/5	vs. Anaheim	W, 4-0	2016	10/13	vs. Boston	L, 3-6
2008	10/17	vs. Nashville	W, 5-3	2017	10/6	vs. NY Islanders	W, 5-0
2009	10/3	vs. Minnesota	W, 2-1	2018	10/5	vs. Carolina	L, 1-3

ROAD (10-7-1-0)

Year	Date	Opponent	Score	Year	Date	Opponent	Score
2000	10/12	at Calgary	W, 3-2	2010	10/9	at San Jose	OTW, 3-2
2001	10/6	at Philadelphia	T, 3-3	2011	10/8	at Minnesota	L, 2-4
2002	10/12	at New Jersey	L, 2-3	2012	1/19	at Nashville	SOW, 3-2
2003	10/9	at Atlanta	L, 1-2	2013	10/5	at NY Islanders	SOW, 3-2
2005	10/5	at Washington	L, 2-3	2014	10/9	at Buffalo	W, 3-1
2006	10/7	at Chicago	W, 5-4	2015	10/10	at NY Rangers	L, 2-5
2007	10/6	at Minnesota	L, 2-3	2016	10/22	at Dallas	W, 3-0
2008	10/10	at Dallas	OTW, 5-4	2017	10/7	at Chicago	L, 1-5
2009	10/5	at Vancouver	W, 5-3	2018	10/4	at Detroit	OTW, 3-2

SEASON FINALES

OVERALL (10-7-0-1)

Year	Date	Opponent	Score	Year	Date	Opponent	Score
2001	4/8	vs. Chicago	OTW, 4-3	2011	4/9	vs. Buffalo	L, 4-5
2002	4/14	at Chicago	L, 0-2	2012	4/7	vs. NY Islanders	W, 7-3
2003	4/6	at Minnesota	L, 3-4	2013	4/27	vs. Nashville	W, 3-1
2004	4/3	at Detroit	W, 4-1	2014	4/12	at Florida	W, 3-2
2006	4/18	vs. Dallas	OTW, 5-4	2015	4/11	at NY Islanders	SOW, 5-4
2007	4/7	vs. Anaheim	L, 3-4	2016	4/9	vs. Chicago	OTW, 5-4
2008	4/6	vs. St. Louis	L, 1-4	2017	4/9	at Toronto	W, 3-2
2009	4/11	vs. Minnesota	L, 3-6	2018	4/7	at Nashville	L, 2-4
2010	4/9	vs. Detroit	SOL, 0-1	2019	4/6	at Ottawa	W, 6-2

HOME (8-7-1-2)

Year	Date	Opponent	Score	Year	Date	Opponent	Score
2001	4/8	vs. Chicago	OTW, 4-3	2011	4/9	vs. Buffalo	L, 4-5
2002	4/12	vs. Atlanta	OTW, 5-4	2012	4/7	vs. NY Islanders	W, 7-3
2003	4/4	vs. Detroit	T, 5-5	2013	4/27	vs. Nashville	W, 3-1
2004	4/2	vs. Colorado	L, 2-4	2014	4/8	vs. Phoenix	OTW, 4-3
2006	4/18	vs. Dallas	OTW, 5-4	2015	4/10	vs. Buffalo	W, 4-2
2007	4/7	vs. Anaheim	L, 3-4	2016	4/9	vs. Chicago	OTW, 5-4
2008	4/6	vs. St. Louis	L, 1-4	2017	4/6	vs. Winnipeg	L, 4-5
2009	4/11	vs. Minnesota	L, 3-6	2018	4/5	vs. Pittsburgh	OTL, 4-5
2010	4/9	vs. Detroit	SOL, 0-1	2019	4/2	vs. Boston	L, 2-6

ROAD (8-10-0-0)

Year	Date	Opponent	Score	Year	Date	Opponent	Score
2001	4/6	at Minnesota	L, 2-3	2011	4/8	at Nashville	L, 1-4
2002	4/14	at Chicago	L, 0-2	2012	4/5	at Colorado	W, 5-2
2003	4/6	at Minnesota	L, 3-4	2013	4/25	at Dallas	W, 3-1
2004	4/3	at Detroit	W, 4-1	2014	4/12	at Florida	W, 3-2
2006	4/16	at Chicago	L, 3-4	2015	4/11	at NY Islanders	SOW, 5-4
2007	4/3	at Detroit	L, 0-3	2016	4/8	at Buffalo	W, 4-1
2008	4/5	at St. Louis	L, 0-3	2017	4/9	at Toronto	W, 3-2
2009	4/10	at St. Louis	L, 1-3	2018	4/7	at Nashville	L, 2-4
2010	4/7	at Detroit	L, 3-4	2019	4/6	at Ottawa	W, 6-2

HOLIDAY GAMES

COLUMBUS DAY (2-4-1-0)

Year	Date	Opponent	Score
2000	10/9	vs. Los Angeles	L, 1-7
2001	10/8	vs. Philadelphia	T, 2-2
2002	10/14	vs. Phoenix	L, 2-4
2003	10/13	vs. Vancouver	W, 3-2
2006	10/9	vs. Phoenix	W, 5-1
2011	10/10	vs. Vancouver	L, 2-3
2015	10/12	at Buffalo	L, 2-4

HALLOWEEN (2-2-0-0)

Year	Date	Opponent	Score
2000	10/31	vs. Los Angeles	W, 4-1
2007	10/31	at Los Angeles	W, 4-1
2014	10/31	vs. Toronto	L, 1-4
2015	10/31	vs. Winnipeg	L, 2-3

THANKSGIVING (0-1-0-0)

Year	Date	Opponent	Score
2009	11/26	at Ottawa	L, 1-2

BLACK FRIDAY (8-6-1-0)

Year	Date	Opponent	Score
2000	11/24	at Dallas	L, 0-3
2001	11/23	vs. Chicago	T, 2-2
2002	11/29	at NY Islanders	W, 4-2
2005	11/25	vs. Colorado	L, 0-5
2006	11/24	at Philadelphia	L, 2-3
2007	11/23	at Minnesota	W, 4-0
2008	11/28	at Detroit	L, 3-5
2010	11/26	vs. Detroit	L, 1-2
2011	11/25	vs. Buffalo	W, 5-1
2013	11/29	vs. Edmonton	W, 4-2
2014	11/28	vs. Vancouver	L, 0-5
2015	11/27	vs. Pittsburgh	OTW, 2-1
2016	11/25	at Tampa Bay	W, 5-3
2017	11/24	vs. Ottawa	W, 5-2
2018	11/23	vs. Toronto	W, 4-2

BOXING DAY (4-6-0-0)

Year	Date	Opponent	Score
2000	12/26	at St. Louis	L, 0-5
2002	12/26	at Detroit	L, 2-4
2003	12/26	at Chicago	W, 4-1
2005	12/26	vs. Chicago	OTW, 4-3
2006	12/26	vs. Boston	OTW, 5-4
2007	12/26	vs. Atlanta	W, 2-0
2009	12/26	at Detroit	L, 1-2
2010	12/26	at Chicago	L, 1-4
2011	12/26	at Chicago	L, 1-4
2015	12/26	at Tampa Bay	L, 2-5

NEW YEAR'S EVE (9-6-0-1)

Year	Date	Opponent	Score
2000	12/31	vs. New Jersey	L, 3-6
2001	12/31	vs. Anaheim	W, 3-1
2002	12/31	vs. Pittsburgh	W, 5-2
2003	12/31	vs. San Jose	L, 0-1
2005	12/31	at Detroit	L, 2-5
2006	12/31	vs. Chicago	W, 3-1
2007	12/31	vs. Edmonton	W, 4-2
2008	12/31	at Anaheim	W, 2-0
2009	12/31	vs. Nashville	OTL, 1-2
2010	12/31	vs. Ottawa	OTW, 4-3
2011	12/31	vs. Washington	L, 2-4
2013	12/31	at Colorado	L, 3-5
2014	12/31	vs. Minnesota	W, 3-1
2016	12/31	at Minnesota	W, 4-2
2017	12/31	vs. Tampa Bay	L, 0-5
2018	12/31	vs. Ottawa	W, 6-3

MARTIN LUTHER KING JR. DAY (6-1-0-1)

Year	Date	Opponent	Score
2001	1/15	vs. Minnesota	W, 3-0
2002	1/21	vs. Dallas	L, 3-5
2003	1/20	vs. Chicago	W, 5-1
2006	1/16	vs. NY Rangers	W, 4-3
2010	1/18	vs. St. Louis	W, 4-2
2013	1/21	vs. Detroit	SOL, 3-4
2015	1/19	at Minnesota	W, 3-1
2018	1/15	vs. New Jersey	W, 4-1

GROUNDHOG DAY (2-6-1-0)

Year	Date	Opponent	Score
2004	2/2	at Phoenix	T, 3-3
2006	2/2	at Edmonton	SOW, 2-1
2007	2/2	at Calgary	L, 2-6
2008	2/2	vs. Minnesota	L, 1-4
2010	2/2	at Colorado	L, 1-5
2013	2/2	vs. Detroit	W, 4-2
2016	2/2	at Edmonton	L, 1-5
2015	2/2	at NY Islanders	L, 3-6
2018	2/2	vs. San Jose	L, 1-3
2019	2/2	vs. St. Louis	L, 2-4

VALENTINE'S DAY (2-4-1-2)

Year	Date	Opponent	Score
2001	2/14	at Toronto	T, 2-2
2004	2/14	vs. San Jose	OTL, 1-2
2007	2/14	vs. St. Louis	L, 2-4
2009	2/14	at Carolina	W, 5-1
2010	2/14	vs. Chicago	SOL, 4-5
2012	2/14	vs. St. Louis	W, 2-1
2015	2/14	at NY Islanders	L, 3-6
2018	2/14	at Toronto	L, 3-6
2019	2/14	vs. NY Islanders	L, 0-3

PRESIDENTS' DAY (1-2-0-1)

Year	Date	Opponent	Score
2004	2/16	vs. Nashville	W, 4-2
2009	2/16	vs. Dallas	SOL, 2-3
2013	2/18	at Anaheim	L, 2-3
2019	2/19	at Montreal	L, 2-3

ST. PATRICK'S DAY (1-6-1-0)

Year	Date	Opponent	Score
2001	3/17	vs. NY Islanders	T, 3-3
2003	3/17	at Atlanta	L, 2-3
2006	3/17	vs. Vancouver	L, 2-3
2007	3/17	at Los Angeles	L, 3-5
2011	3/17	vs. Detroit	L, 0-2
2012	3/17	at Vancouver	L, 3-4
2016	3/17	vs. Detroit	L, 1-3
2018	3/17	vs. Ottawa	W, 2-1

APRIL FOOLS' DAY (2-4-0-2)

Year	Date	Opponent	Score
2001	4/1	vs. St. Louis	W, 2-1
2002	4/1	at Dallas	L, 1-3
2003	4/1	at Philadelphia	L, 0-4
2006	4/1	vs. Chicago	W, 5-2
2007	4/1	vs. Detroit	L, 1-4
2010	4/1	at Detroit	L, 2-3
2011	4/1	vs. Chicago	SOL, 3-4
2014	4/1	vs. Colorado	OTL, 2-3



TEAM RECORDS

SINGLE GAME GOALS

MOST GOALS SCORED

Overall	10	11/4/16 vs. Montreal (10-0 W)
Home	10	11/4/16 vs. Montreal (10-0 W)
Road	8	3/7/09 at Detroit (8-2 W)

MOST GOALS AGAINST

Overall	10	3/30/02 at San Jose (2-10 L)
Home	9	12/4/18 vs. Calgary (6-9 L) 11/11/09 vs Detroit (1-9 L)
Road	10	3/30/02 at San Jose (2-10 L)

MOST GOALS, BOTH TEAMS

Overall	15	12/14/18 vs. Calgary (6-9 L)
Home	15	12/14/18 vs. Calgary (6-9 L)
Road	13	1/22/17 at Ottawa (7-6 OTW) 1/13/03 at Edmonton (5-8 L) 3/9/01 at Florida (7-6 W)

LARGEST MARGIN OF VICTORY

Overall	10	11/4/16 vs. Montreal (10-0 W)
Home	10	11/4/16 vs. Montreal (10-0 W)
Road	6	11/25/13 at Toronto (6-0 W) 3/7/09 at Detroit (8-2 W)

LARGEST MARGIN OF DEFEAT

Overall	8	11/11/09 vs Detroit (1-9 L) 3/30/02 at San Jose (2-10 L) 2/4/02 vs. Boston (0-8 L)
Home	8	11/11/09 vs Detroit (1-9 L) 2/4/02 vs. Boston (0-8 L)
Road	8	3/30/02 at San Jose (2-10 L)

MOST CONSECUTIVE GOALS

Overall	10	11/4/16 vs. Montreal (10-0 W)
Home	10	11/4/16 vs. Montreal (10-0 W)
Road	7	3/27/18 at Edmonton (7-3 W)

MOST CONSECUTIVE GOALS AGAINST

Overall	8	11/5/11 at Philadelphia (2-9 L) 2/4/02 vs. Boston (0-8 L)
Home	8	2/4/02 vs. Boston (0-8 L)
Road	8	11/5/11 at Philadelphia (2-9 L)

SHOTS

MOST SHOTS

Overall	60	12/3/16 at Arizona (3-2 SOW)
Home	53	10/28/05 vs. Minnesota (2-1 SOW) 49 shots in regulation
	53	3/22/16 vs. Philadelphia (3-2 SOW) 45 shots in regulation
Road	60	12/3/16 at Arizona (3-2 SOW) 50 in regulation

MOST SHOTS AGAINST

Overall	55	12/4/14 at Florida (4-3 SOW)
Home	50	2/14/04 vs. San Jose (1-2 OTL) 45 in regulation
Road	55	12/4/14 at Florida (4-3 SOW) 51 in regulation

MOST SHOTS, BOTH TEAMS

Overall	94	12/3/16 at Arizona (3-2 SOW), CBJ-60, ARI-34
Home	92	1/7/18 vs. Florida (3-2 SOW), CBJ-48, FLA-44
Road	94	12/3/16 at Arizona (3-2 SOW), CBJ-60, ARI-34

FEWEST SHOTS

Overall	10	4/1/03 at Philadelphia (0-4 L)
Home	12	3/22/08 vs. Detroit (1-4 L)
Road	10	4/1/03 at Philadelphia (0-4 L)

FEWEST SHOTS AGAINST

Overall	13	2/21/09 vs. Anaheim (2-5 L)
Home	13	2/21/09 vs. Anaheim (2-5 L)
Road	14	1/19/08 at Dallas (1-3 L)

FEWEST SHOTS, BOTH TEAMS

Overall	32	12/12/07 vs. Colorado (4-1 W), CBJ-16, COL-16
Home	32	12/12/07 vs. Colorado (4-1 W), CBJ-16, COL-16
Road	35	2/15/13 at Los Angeles (1-2 L), CBJ-13, LA-22

PENALTIES

MOST PENALTY MINUTES

Overall	70	2/21/03 at San Jose (0-6 L), 16 pen.
Home	68	1/11/06 vs. Pittsburgh (6-1 W), 21 pen.
Road	70	2/21/03 at San Jose (0-6 L), 16 pen.

MOST PENALTY MINUTES AGAINST

Overall	86	11/9/02 vs. NY Rangers (6-3 W), 17 pen.
Home	86	11/9/02 vs. NY Rangers (6-3 W), 17 pen.
Road	48	4/14/02 at Chicago (0-2 L), 8 pen.

MOST PENALTY MINUTES, BOTH TEAMS

Overall	152	1/11/06 vs. Pittsburgh (6-1 W), CBJ-68, PIT-84 11/9/02 vs. NY Rangers (6-3 W), CBJ-66, NYR-86
Home	152	1/11/06 vs. Pittsburgh (6-1 W), CBJ-68, PIT-84 11/9/02 vs. NY Rangers (6-3 W), CBJ-66, NYR-86
Road	108	2/21/03 at San Jose (0-6 L), CBJ-70, SJS-38

MOST PENALTIES

Overall	21	1/11/06 vs. Pittsburgh (6-1 W), 68 PIM
Home	21	1/11/06 vs. Pittsburgh (6-1 W), 68 PIM
Road	16	2/21/03 at San Jose (0-6 L), 70 PIM

MOST PENALTIES AGAINST

Overall	21	1/11/06 vs. Pittsburgh (6-1 W), 84 PIM
Home	21	1/11/06 vs. Pittsburgh (6-1 W), 68 PIM
Road	15	10/21/06 at Pittsburgh (3-5 L), 41 PIM 2/23/03 at Vancouver (2-7), 47 PIM

MOST PENALTIES, BOTH TEAMS

Overall	42	1/11/06 vs. Pittsburgh (6-1 W), CBJ-21, PIT-21
Home	42	1/11/06 vs. Pittsburgh (6-1 W), CBJ-21, PIT-21
Road	33	2/6/06 at Vancouver (4-7 L), CBJ-19, VAN-14

FEWEST PENALTY MINUTES

Overall	0 (10x)	4/6/19 at Ottawa (6-2 W) – most recent
Home	0 (4x)	2/18/18 vs. Pittsburgh (2-5 L), 0 pen. - most recent
Road	0 (6x)	4/6/19 at Ottawa (6-2 W) – most recent

FEWEST PENALTY MINUTES AGAINST

Overall	0 (9x)	4/6/19 at Ottawa (6-2 W) – most recent
Home	0 (3x)	4/6/17 vs. Winnipeg (4-5 L) – most recent
Road	0 (5x)	4/6/19 at Ottawa (6-2 W) – most recent

FEWEST PENALTY MINUTES, BOTH TEAMS

Overall	0	4/6/19 at Ottawa (6-2 W) CBJ-0, OTT-0 11/19/18 at Toronto (2-4 L) CBJ-0, TOR-0
Home	4 (7x)	3/2/19 vs. Edmonton (0-4 L) CBJ-2, EDM-2 - most recent
Road	0	4/6/19 at Ottawa (6-2 W) CBJ-0, OTT-0 11/19/18 at Toronto (2-4 L) CBJ-0, TOR-0

SINGLE GAME continued SPECIAL TEAMS

MOST POWER PLAY GOALS

Overall	5	12/10/06 vs. Ottawa (6-2 W), 11 att.
Home	5	12/10/06 vs. Ottawa (6-2 W), 11 att.
Road	4	12/22/11 at Nashville (5-6 L), 6 att.

MOST POWER PLAY ATTEMPTS

Overall	13	1/24/04 vs. Chicago (4-3 W), 2 PPG 12/19/03 vs. Calgary (1-2 L), 0 PPG
Home	13	1/24/04 vs. Chicago (4-3 W), 2 PPG 12/19/03 vs. Calgary (1-2 L), 0 PPG
Road	11	10/21/06 at Pittsburgh (3-5 L), 2 PPG

MOST POWER PLAY GOALS AGAINST

Overall	5	1/6/07 at San Jose (2-5 L), 9 att. 2/6/06 at Vancouver (2-5 L), 11 att. 11/13/03 at Ottawa (3-6 L), 12 att.
Home	4	11/12/16 vs. St. Louis (8-4 W), 5 att. 10/23/01 vs. Los Angeles (1-7 L), 4 att.
Road	5	1/6/07 at San Jose (2-5 L), 9 att. 2/6/06 at Vancouver (4-7 L), 11 att. 11/13/03 at Ottawa (3-6 L), 12 att.

MOST POWER PLAY ATTEMPTS AGAINST

Overall	12	10/26/05 vs. Nashville (3-2 OTW), 2 PPG 11/13/03 at Ottawa (2-5 L), 5 PPG
Home	12	10/26/05 vs. Nashville (3-2 OTW), 2 PPG
Road	12	11/13/03 at Ottawa (2-5 L), 5 PPG

COMEBACK WINS/LOSSES

LARGEST DEFICIT OVERCOME IN A WIN

3	5x, most recent - 4/3/18 vs. Detroit (5-4 OTW)
---	---

LARGEST DEFICIT OVERCOME IN A TIE

3	2x, most recent - 3/1/03 vs. Edmonton (3-3)
---	--

HIGHEST POWER PLAY EFFICIENCY

(multiple attempts)

Overall	2-of-2	1/10/19 vs. Nashville (4-3 OTW) 12/18/16 at Vancouver (4-3 OTW) 10/21/16 vs. Chicago (3-2 W) 1/17/12 vs. Edmonton (4-2 W) 3/14/04 at Minnesota (2-3 L) 10/6/01 at Philadelphia (3-3 T)
Home	2-of-2	1/10/19 vs. Nashville (4-3 OTW) 10/21/16 vs. Chicago (3-2 W) 1/17/12 vs. Edmonton (4-2 W)
Road	2-of-2	12/18/16 at Vancouver (4-3 OTW) 3/14/04 at Minnesota (2-3 L) 10/6/01 at Philadelphia (3-3 T)

LOWEST POWER PLAY EFFICIENCY

Overall	0-of-13	12/19/03 vs. Calgary (1-2 L)
Home	0-of-13	12/19/03 vs. Calgary (1-2 L)
Road	0-of-9	12/23/06 at NY Islanders (0-4 L) 10/5/05 at Washington (2-3 L)

HIGHEST PENALTY KILLING EFFICIENCY

Overall	9-of-9	3/12/11 at Carolina (3-2 W) 11/23/07 at Minnesota (4-0 W) 10/9/06 vs. Phoenix (5-1 W) 10/12/02 at New Jersey (2-3 L)
Home	9-of-9	10/9/06 vs. Phoenix (5-1 W)
Road	9-of-9	3/12/11 at Carolina (3-2 W) 11/23/07 at Minnesota (4-0 W) 10/12/02 at New Jersey (2-3 L)

LARGEST DEFICIT OVERCOME IN AN OT/SO LOSS

3	5x, most recent - 3/31/18 at Vancouver (5-4 OTL)
---	---

LOWEST PENALTY KILLING EFFICIENCY

Overall	0-of-4	10/23/01 vs. Los Angeles (1-7 L)
Home	0-of-4	10/23/01 vs. Los Angeles (1-7 L)
Road	0-of-3	12/31/13 at Colorado (3-5 L) 12/9/10 at St. Louis (1-4 L) 3/30/02 at San Jose (2-10 L)

MOST SHORTHANDED GOALS SCORED

Overall	2	3/19/17 at New Jersey (4-1 W) 3/22/11 at Colorado (4-5 SOL) 2/24/07 at NY Rangers (3-2 W)
Home	1	50x, most recent - 3/15/19 vs. Carolina (3-0 W)
Road	2	3/19/17 at New Jersey (4-1 W) 3/22/11 at Colorado (4-5 SOL) 2/24/07 at NY Rangers (3-2 W)

MOST SHORTHANDED GOALS AGAINST

Overall	2	12x, most recent - 11/3/18 at Los Angeles (1-4 L)
Home	2	7x, most recent - 3/13/16 vs. Tampa Bay (0-4 L)
Road	2	5x, most recent - 11/3/18 at Los Angeles (1-4 L)

LARGEST LEAD LOST IN A LOSS

3	5x, most recent - 1/7/17 vs. NY Rangers (4-5)
---	--

LARGEST LEAD LOST IN AN OT/SO LOSS

3	3/9/11 vs. St. Louis (3-4 OTL)
---	--------------------------------

SINGLE PERIOD GOALS

MOST GOALS SCORED

Overall	5	12/31/18 vs. Ottawa in 3rd per. (6-3 W) 11/4/16 vs. Montreal in 1st per. (10-0 W) 3/15/03 vs. Minnesota in 1st per. (5-0 W)
Home	5	12/31/18 vs. Ottawa in 3rd per. (6-3 W) 11/4/16 vs. Montreal in 1st per. (10-0 W) 3/15/03 vs. Minnesota in 1st per. (5-0 W)
Road	4	14x, most recent - 10/17/17 at Winnipeg in 1st per. (5-2 W)

MOST GOALS AGAINST

Overall	6	12/17/05 at Nashville in 2nd per. (3-7 L)
Home	5	12/4/18 vs. Calgary in 2nd per. (6-9 L) 3/25/12 vs. Edmonton in 2nd per. (3-6 L) 12/16/06 vs. Chicago in 1st per. (4-6 L) 10/23/01 vs. Los Angeles in 1st per. (1-7 L)
Road	6	12/17/05 at Nashville in 2nd per. (3-7 L)

MOST GOALS, BOTH TEAMS

Overall	7	12/4/18 vs. Calgary in 2nd per. (6-9 L); CGY, 5-2 3/29/13 at Calgary in 2nd per. (6-4 W); CBJ, 4-3 12/17/05 at Nashville in 2nd per. (3-7 L); NSH, 6-1 1/13/03 at Edmonton in 2nd per. (5-8 L); EDM, 4-3 12/14/02 at Detroit in 1st per. (4-6 L); DET, 4-3
Home	7	12/4/18 vs. Calgary in 2nd per. (6-9 L); CGY, 5-2
Road	7	3/29/13 at Calgary in 2nd per. (6-4 W); CBJ, 4-3 12/17/05 at Nashville in 2nd per. (3-7 L); NSH, 6-1 1/13/03 at Edmonton in 2nd per. (5-8 L); EDM, 4-3 12/14/02 at Detroit in 1st per. (4-6 L); DET, 4-3

FASTEST GOAL START OF GAME

Overall	:10	2x, most recent - Cam Atkinson 3/28/13 at Edmonton (4-6 L)
Home	:10	Rick Nash - 1/11/06 vs. Pittsburgh (6-1 W)
Road	:10	Cam Atkinson - 3/28/13 at Edmonton (4-6 L)

FASTEST GOAL AGAINST START OF GAME

Overall	:08	2x, most recent - Antti Laaksonen 2/10/06 vs. Colorado (1-4 L)
Home	:08	2x, most recent - Antti Laaksonen 2/10/06 vs. Colorado (1-4 L)
Road	:21	Chris Stewart 12/19/09 at Colorado (2-5 L)

FASTEST GOAL START OF PERIOD

Overall	:10	2x, most recent - Cam Atkinson 2/28/13 at Edmonton, 1st per. (4-6 L)
Home	:10	Rick Nash - 1/11/06 vs. Pittsburgh, 1st per. (6-1 W)
Road	:10	Cam Atkinson - 2/28/13 at Edmonton, 1st per. (4-6 L)

FASTEST GOAL AGAINST START OF PERIOD

Overall	:08	2x, most recent - Antti Laaksonen 2/10/06 vs. Colorado, 1st per. (1-4 L)
Home	:08	2x, most recent - Antti Laaksonen 2/10/06 vs. Colorado, 1st per. (1-4 L)
Road	:11	J.P. Dumont - 11/18/06 at Nashville, 2nd per. (2-4 L) Peter Schaefer - 1/6/01 at Vancouver, 3rd per. (3-4 L)

FASTEST GOAL START OF OVERTIME

Overall	:10	Seth Jones - 12/6/18 at Philadelphia (4-3 OTW)
Home	:29	Jaroslav Spacek - 4/12/02 vs. Atlanta (5-4 OTW)
Road	:10	Seth Jones - 12/6/18 at Philadelphia (4-3 OTW)

FASTEST GOAL AGAINST START OF OVERTIME

Overall	:22	2x, most recent - David Backes 12/14/13 vs. St. Louis (3-4 OTL)
Home	:22	David Backes - 12/14/13 vs. St. Louis (3-4 OTL)
Road	:22	Derek Stepan - 2/19/12 at NY Rangers (2-3 OTL)

FASTEST 2 GOALS - CBJ PLAYER

:31	Cam Atkinson (16:42 & 17:13 of 2nd per.), 10/27/18 vs. Buffalo (5-4 OTW)
-----	--

FASTEST 3 GOALS - CBJ PLAYER

3:18	Jeff Carter (12:56, 14:35 & 16:14 of 1st per.), 12/22/11 at Nashville (5-6 L)
------	---

FASTEST 2 GOALS - CBJ TEAM

:08	Vinny Prospal & Mark Letestu (5:37 & 5:45 of 2nd per.), 2/11/13 vs. San Jose (6-2 W) Nikita Filatov & Jakub Voracek (14:18 & 14:26 of 1st per.), 10/17/08 vs. Nashville (5-3 W)
-----	--

FASTEST 3 GOALS - CBJ TEAM

0:51	Scott Hartnell, Brandon Saad & Boone Jenner (2:44, 3:01 & 3:35 of 3rd per.), 12/22/16 vs. Pittsburgh (8-1 W)
------	--

FASTEST 2 GOALS - OPPOSING PLAYER

:19	Ryan Smyth (2:33 & 2:52 of 1st per.), 11/27/02 at Edmonton (1-3 L)
-----	--

FASTEST 3 GOALS - OPPOSING PLAYER

10:17	Joe Sakic (6:04, 11:24 & 16:21 of 1st per.), 3/13/03 vs. Colorado (1-5 L)
-------	---

FASTEST 2 GOALS - OPPOSING TEAM

:05	Tomas Holmstrom & Pavel Datsyuk (10:44 & 10:49 of 2nd per.), 11/24/07 vs. Detroit (3-2 SOW)
-----	---

FASTEST 3 GOALS - OPPOSING TEAM

1:15	Steven Stamkos, Brayden Point & Brayden Point (19:31 of 2nd, 0:12 and 0:46 of 3rd per.), 2/18/19 vs. Tampa Bay (1-5 L)
------	--

FASTEST 2 GOALS - BOTH TEAMS

:02	Nick Foligno-CBJ & Mikael Granlund-MIN (19:44 & 19:46 of 3rd per.), 1/5/16 vs. Minnesota (2-4 L)
-----	--

FASTEST 3 GOALS - BOTH TEAMS

:22	Bryan Berard-CBJ, Paul Kariya-NSH & Darcy Hordichuk-NSH (13:13, 13:27 & 13:35 of 3rd per.), 1/21/06 at Nashville
-----	--

FASTEST 4 GOALS - BOTH TEAMS

1:54	Shea Weber-NSH, R.J. Umberger-CBJ & David Legwand-NSH & Matt Halischuk-NSH (8:21, 9:29, 9:46 & 10:15 of 1st per.), 3/23/13 at Nashville
------	---



SINGLE PERIOD continued PENALTY MINUTES

MOST PENALTY MINUTES

Overall	52	3/26/09 vs. Calgary in 2nd per. (5-0 W); 11 pen.
Home	52	3/26/09 vs. Calgary in 2nd per. (5-0 W); 11 pen.
Road	45	2/21/03 at San Jose in 3rd per. (0-6 L); 9 pen.

MOST PENALTY MINUTES AGAINST

Overall	74	11/9/02 vs. NY Rangers in 3rd per. (6-3 W); 14 pen.
Home	74	11/9/02 vs. NY Rangers in 3rd per. (6-3 W); 14 pen.
Road	44	4/14/02 at Chicago in 2nd per. (0-2 L); 6 pen.

SHOTS

MOST SHOTS

Overall	26	2/13/18 at NY Islanders in 1st per. (4-1 W) 2/3/18 at NY Islanders in 1st per. (3-4 L)
Home	25	4/27/13 vs. Nashville in 3rd per. (3-1 W)
Road	26	2/13/18 at NY Islanders in 1st per. (4-1 W) 2/3/18 at NY Islanders in 1st per. (3-4 L)

MOST SHOTS AGAINST

Overall	27	3/26/16 at Nashville in 1st per. (1-5 L)
Home	23	11/1/02 vs. Dallas in 1st per. (4-2 W)
Road	27	3/26/16 at Nashville in 1st per. (1-5 L)

MOST SHOTS, BOTH TEAMS

Overall	38	2/3/18 at NY Islanders in 1st per. (3-4 L); CBJ-26, NYI-12
Home	36	4/7/12 vs. NY Islanders in 2nd per. (7-3 W); CBJ-15, NYI-21
Road	38	2/3/18 at NY Islanders in 1st per. (3-4 L); CBJ-26, NYI-12

MOST PENALTY MINUTES, BOTH TEAMS

Overall	122	11/9/02 vs. NY Rangers in 3rd per. (6-3 W); CBJ-48, NYR-74
Home	122	11/9/02 vs. NY Rangers in 3rd per. (6-3 W); CBJ-48, NYR-74
Road	88	4/14/02 at Chicago in 2nd per. (0-2 L); CBJ-44, CHI-44

MOST PENALTIES

Overall	13	2/6/06 at Vancouver in 3rd per. (7-4 L); 40 PIM
Home	11	3/26/09 vs. Calgary in 2nd per. (5-0 W); 52 PIM
Road	13	2/6/06 at Vancouver in 3rd per. (7-4 L); 40 PIM

FEWEST SHOTS

Overall	0	11/5/15 at Los Angeles in 2nd per. (3-2 W)
Home	1	3/31/13 vs. Anaheim in 3rd per. (2-1 W) 10/12/11 vs. Colorado in 3rd per. (2-3 L) 12/12/07 vs. Colorado in 2nd per. (4-1 W) 11/25/01 vs. Calgary in 3rd per. (4-3 W)
Road	0	11/5/15 at Los Angeles in 2nd per. (3-2 W)

FEWEST SHOTS AGAINST

Overall	0	3/18/14 vs. Carolina, in 3rd per. (1-3 L) 10/21/07 vs. Vancouver in 2nd per. (1-4 L) 12/27/03 vs. Dallas in 3rd per. (3-4 L)
Home	0	3/18/14 vs. Carolina, in 3rd per. (1-3 L) 10/21/07 vs. Vancouver in 2nd per. (1-4 L) 12/27/03 vs. Dallas in 3rd per. (3-4 L)
Road	1	2/22/15 at NY Rangers in 3rd per. (3-4 SOL) 2/2/08 at Minnesota in 3rd per. (1-4 L)

MOST PENALTIES AGAINST

Overall	14	11/9/02 vs. NY Rangers in 3rd per. (6-3 W); 74 PIM
Home	14	11/9/02 vs. NY Rangers in 3rd per. (6-3 W); 74 PIM
Road	10	2/6/06 at Vancouver in 3rd per. (4-7 L); 26 PIM

MOST PENALTIES, BOTH TEAMS

Overall	24	3/26/09 vs. Calgary in 2nd per. (5-0 W); CBJ-11, CGY-13
Home	24	3/26/09 vs. Calgary in 2nd per. (5-0 W); CBJ-11, CGY-13
Road	23	2/6/06 at Vancouver in 3rd per. (4-7 L); CBJ-13, VAN-10

FEWEST SHOTS, BOTH TEAMS

Overall	4	12/27/03 vs. Dallas in 3rd per. (3-4 L); CBJ, 4-0
Home	4	12/27/03 vs. Dallas in 3rd per. (3-4 L); CBJ, 4-0
Road	5	12/6/08 at Los Angeles in 1st per. (0-3 L); LA, 3-2

MOST SHOTS IN OVERTIME

10	12/3/16 at Arizona (3-2 SOW)
----	------------------------------

MOST SHOTS AGAINST IN OVERTIME

11	1/11/04 at Anaheim (2-2 T)
----	----------------------------

MOST SHOTS IN OVERTIME, BOTH TEAMS

17	12/3/16 at Arizona (3-2 SOW); CBJ-10, ARI-7
----	---



PLAYER RECORDS

SINGLE GAME

MOST GOALS

- 4 Geoff Sanderson – 3/29/03
at Calgary (6-4 W)

MOST GOALS - DEFENSEMAN

- 3 Bryan Berard – 1/8/06
at Phoenix (5-2 W)
Deron Quint – 3/9/01
at Florida (7-6 W)

MOST GOALS - ROOKIE

- 3 Pierre-Luc Dubois – 3/29/18
at Calgary (5-1 W)
Cam Atkinson – 4/5/12
at Colorado (5-2 W)
Matt Calvert – 2/25/11
vs. Phoenix (5-3 W)
Nikita Filatov – 1/10/09
vs. Minnesota (4-2 W)

MOST POWER PLAY GOALS

- 3 Bryan Berard – 1/8/06
at Phoenix (5-2 W)

MOST ASSISTS

- 5 Artemi Panarin – 12/8/17
at New Jersey (5-3 W)
Espen Knutsen – 3/24/01
vs. Calgary (6-4 W)

MOST ASSISTS - DEFENSEMAN

- 3 18x, most recent – Zach Werenski – 3/12/19
vs. Boston (7-4 W)

MOST ASSISTS - ROOKIE

- 3 William Karlsson – 2/25/16
vs. New Jersey (6-1 W)
Jakub Voracek – 1/10/09
vs. Minnesota (4-2 W)
Derrick Walser – 1/11/03
at Calgary (7-2 W)

MOST POINTS

- 5 Artemi Panarin – 12/8/17
at New Jersey (5-4 W); 0g, 5a
David Vyborny – 2/28/04
vs. Colorado (5-4 W); 1g, 4a
Geoff Sanderson – 3/29/03
at Calgary (6-4 W); 4g, 1a
Andrew Cassels – 3/29/03
at Calgary (6-4 W); 1g, 4a
Espen Knutsen – 3/24/01
vs. Calgary (6-4 W); 5a

MOST POINTS - DEFENSEMAN

- 4 Zach Werenski – 3/12/19
vs. Boston (7-4 W)
Seth Jones – 3/31/18
at Vancouver (5-4 OTL); 1g, 3a
Deron Quint – 3/9/01
at Florida (7-6 W); 3g, 1a

MOST POINTS - ROOKIE

- 4 Matt Calvert – 2/25/11
vs. Phoenix (5-3 W); 3g, 1a
Nikolai Zherdev – 3/21/04
at Vancouver (5-4 W); 2g, 2a

MOST SHOTS

- 10 Zach Werenski – 12/5/17
vs. New Jersey (1-4 L); 0g
Brandon Dubinsky – 2/19/16
vs. Buffalo (4-0 L); 0g
Rick Nash – 1/17/08
at Phoenix (4-3 W); 2g
Rick Nash – 10/31/07
at Los Angeles (4-1 W); 1g
Jason Chimera – 4/7/07
at Anaheim (4-3 L); 1g
Sergei Fedorov – 11/25/06
vs. Minnesota (5-3 W); 2g
Fredrik Modin – 11/24/06
at Philadelphia (3-2 L); 0g
Rick Nash – 4/7/06
at Detroit (6-5 SOL); 3g
Ray Whitney – 11/12/02
at Colorado (5-4 L); 0g
Ray Whitney – 1/14/02
at NY Rangers (2-2 T); 1g

MOST SHOTS - DEFENSEMAN

- 10 Zach Werenski – 12/5/17
vs. New Jersey (1-4 L); 0g

MOST SHOTS - ROOKIE

- 9 Rick Nash – 3/22/03
vs. Atlanta (3-2 L); 1g

MOST PENALTY MINUTES

- 31 Duvie Westcott – 4/13/06
vs. St. Louis (4-1 W)

MOST PENALTY MINUTES - DEFENSEMAN

- 31 Duvie Westcott – 4/13/06
vs. St. Louis (4-1 W)

MOST PENALTY MINUTES - ROOKIE

- 25 Jody Shelley – 1/10/02
at Chicago (2-1 L)

HIGHEST PLUS/MINUS

- +6 Alexander Wennberg – 3/27/18
at Edmonton (7-3 W)

HIGHEST PLUS/MINUS - DEFENSEMAN

- +5 David Savard – 11/15/18
vs. Florida (7-3 W)
Jack Johnson & David Savard – 2/25/17
vs. NY Islanders (7-0 W)
Fedor Tyutin – 10/11/14
vs. NY Rangers (5-2 W)

HIGHEST PLUS/MINUS - ROOKIE

- +4 Dean Kukan – 4/6/16 at Toronto (5-1 W)
Dean Kukan – 4/2/16 at Carolina (5-1 W)
Dalton Prout – 3/29/13 at Calgary (6-4 W)

LOWEST PLUS/MINUS

- 5 Brandon Dubinsky – 10/13/16
vs. Boston (6-3 L)
Espen Knutsen – 2/23/03
at Vancouver (7-2 L)
Lyle Odelein – 2/4/02
vs. Boston (8-0 L)
Deron Quint – 2/4/02
vs. Boston (8-0 L)

MOST ICE TIME - FORWARD (regulation game)

- 27:19 Ray Whitney – 10/14/02
vs. Phoenix (3-2 L)

MOST ICE TIME - DEFENSEMAN (regulation game)

- 34:59 Jack Johnson – 2/2/13
vs. Detroit (4-2 W)

MOST ICE TIME - FORWARD (overtime game)

- 27:43 David Vyborny – 12/8/05
vs. NY Islanders (4-3 SOW)

MOST ICE TIME - DEFENSEMAN (overtime game)

- 33:18 Deron Quint – 11/21/01
vs. Detroit (1-0 OTL)

MOST FACE-OFFS WON

- 24 Jeff Carter – 10/7/11
vs. Nashville (2-3 L)

MOST SAVES BY A GOALTENDER

- 52 Sergei Bobrovsky –
12/4/14 at Florida (4-3 SOW); 55 shots



GEOFF SANDERSON



SINGLE PERIOD

MOST GOALS

- 3 Jeff Carter – 12/22/11
at Nashville, 1st per. (5-6 L)
Geoff Sanderson – 3/29/03
at Calgary, 2nd per. (6-4 W)
Deron Quint – 3/9/01
at Florida, 2nd per. (7-6 W)

MOST ASSISTS

- 3 13x, most recent – Artemi Panarin
3/30/19 at Nashville, 1st per. (5-2 W)

MOST POINTS

- 3 37x, most recent – Artemi Panarin,
3/30/19 at Nashville, 1st per. (5-2 W)

PLAYER MAKING CBJ DEBUT

MOST POINTS

- 3 Artemi Panarin, 10/6/17
vs. NY Islanders, (0-3-3)

MOST GOALS

- 1 20x, Pierre-Luc Dubois*, 10/6/17
vs. NY Islanders (1-0-1), most recent

MOST POWER PLAY GOALS

- 1 Brandon Saad, 10/9/15
vs. NY Rangers (1-0-1)
Nathan Horton, 1/2/14
at Phoenix (1-0-1)
Nick Foligno, 1/19/13
at Nashville (1-0-1)
Mark Letestu, 11/10/11
vs. Chicago (1-0-1)

SCORED GAME-WINNING GOAL

- 3x Nathan Horton, 1/2/14
at Phoenix (1-0-1)
Marian Gaborik, 4/4/13
at Nashville (1-1-2)
Craig MacDonald, 12/31/08
at Anaheim (1-0-1)

CBJ PLAYER MAKING NHL DEBUT

MOST POINTS

- 2 Tomas Kubalik, 3/31/11
at Washington (0-2-2)
Grant Clitsome, 3/2/10
vs. Vancouver (0-2-2)
Jakub Voracek, 10/10/08
at Dallas (1-1-2)

MOST GOALS

- 1 Pierre-Luc Dubois, 10/6/17
vs. NY Islanders (1-0-1)
Nikita Filatov, 10/17/08
vs. Nashville (1-0-1)
Jakub Voracek, 10/10/08
at Dallas (1-1-2)
Rick Nash, 10/10/02
vs. Chicago (1-0-1)
David Vyborny, 10/7/00
vs. Chicago (1-0-1)

MOST SHOTS

- 7 Cam Atkinson –
11/8/14 vs. Tampa Bay, 3rd per. (4-7 L); 0g
Ray Whitney –
11/12/02 at Colorado, 3rd per. (5-4 L); 0g

MOST PENALTY MINUTES

- 31 Duvie Westcott – 4/13/06
vs. St. Louis, 2nd per. (4-1 W)

MOST SAVES BY A GOALTENDER

- 25 Joonas Korpisalo – 3/26/16 at Nashville
1st per. (1-5 L); 27 shots

MOST ASSISTS

- 3 Artemi Panarin, 10/6/17
vs. NY Islanders, (0-3-3)

MOST SHOTS ON GOAL

- 6 Jeff Carter, 10/7/11 vs. Nashville
Scottie Upshall, 3/1/11 at Vancouver

MOST PENALTY MINUTES

- 17 Tom Sestito*, 4/6/08 vs. St. Louis

MOST ICE TIME - FWD (regulation game)

- 22:25 Sergei Fedorov, 11/16/05 vs. St. Louis

MOST ICE TIME - DEF (regulation game)

- 27:21 James Wisniewski, 10/25/11 vs. Detroit

MOST ICE TIME - FORWARD (overtime game)

- 24:01 R.J. Umberger, 10/10/08 at Dallas

MOST ICE TIME - DEFENSEMAN (overtime game)

- 27:21 Mike Commodore, 10/10/08 at Dallas

MOST ASSISTS

- 2 Tomas Kubalik, 3/31/11
at Washington (0-2-2)
Grant Clitsome, 3/2/10
vs. Vancouver (0-2-2)

MOST SHOTS ON GOAL

- 5 Zach Werenski, 10/13/16 vs. Boston
Kris Russell, 10/5/07 vs. Anaheim

MOST PENALTY MINUTES

- 17 Tom Sestito, 4/6/08 vs. St. Louis

MOST ICE TIME - FORWARD

- 18:52 David Vyborny, 10/7/00 vs. Chicago

MOST ICE TIME - DEFENSEMAN

- 20:57 Zach Werenski, 10/13/16 vs. Boston



DUVIE WESTCOTT

HIGHEST PLUS/MINUS RATING

- +2 Artemi Panarin, 10/6/17 vs. NY Islanders
Christian Backman, 10/10/08 at Dallas
Jakub Voracek*, 10/10/08 at Dallas
Jeremy Reich*, 1/21/04 vs. St. Louis

MOST SHOTS AGAINST - GOALTENDER

- 39 Marc Denis, 10/9/00
vs. Los Angeles (1-7 L)

MOST SAVES - GOALTENDER

- 37 Curtis McElhinney, 10/20/13
vs. Vancouver (3-1 W)

EARNED WIN - GOALTENDER

- 4x Curtis McElhinney, 10/20/13
vs. Vancouver (37 Saves, 3-1 W)
Sergei Bobrovsky, 1/19/13
at Nashville (32 Saves, W)
Steve Mason*, 11/5/08
vs. Edmonton (22 Saves, 5-4 W)
Brian Boucher, 3/3/07
at Phoenix (32 Saves, W)

HIGHEST PLUS/MINUS RATING

- +2 Jakub Voracek, 10/10/08 at Dallas
Jeremy Reich, 1/21/04 vs. St. Louis

MOST SHOTS - GOALTENDER

- 31 Pascal Leclaire, 2/20/04
at Phoenix (2-3 L)

MOST SAVES - GOALTENDER

- 28 Pascal Leclaire, 2/20/04
at Phoenix (2-3 L)

EARNED WIN - GOALTENDER

- 1x Steve Mason, 11/5/08
vs. Edmonton (22 Saves, 5-4 W)



PLAYER RECORDS

TEENAGERS TO MAKE NHL DEBUT WITH CBJ

	Player	DOB	First NHL Game	Age During CBJ/ NHL Debut	G	A	PTS	+/-	PIM	SH	TOI
1.	Dan Fritsche	7/13/85	10/9/03 at Atlanta	18 yrs., 88 days	0	0	0	1	2	1	5:53
2.	Rick Nash	6/16/84	10/10/02 vs. Chicago	18 yrs., 116 days	1	0	1	1	0	2	11:20
3.	Nikita Filatov	5/25/90	10/17/08 vs. Nashville	18 yrs., 145 days	1	0	1	0	0	1	9:10
4.	Rostislav Klesla	3/21/82	10/7/00 vs. Chicago	18 yrs., 200 days	0	0	0	-1	2	3	15:59
5.	Gilbert Brule	1/1/87	10/5/05 at Washington	18 yrs., 277 days	0	1	1	1	0	1	12:42
6.	Nikolai Zherdev	11/5/84	12/2/03 vs. Anaheim	19 yrs., 27 days	0	0	0	0	0	1	10:59
7.	Jakub Voracek	8/15/89	10/10/08 at Dallas	19 yrs., 56 days	1	1	2	2	0	1	9:09
8.	Ryan Johansen	7/31/92	10/7/11 vs. Nashville	19 yrs., 68 days	0	0	0	0	0	0	8:46
9.	Zach Werenski	7/19/97	10/13/16 vs. Boston	19 yrs., 87 days	0	1	1	-1	0	5	20:57
10.	Pierre-Luc Dubois	6/24/98	10/6/17 vs. NY Islanders	19 yrs., 104 days	1	0	1	+1	0	3	14:07
11.	Alexandre Texier	9/13/99	4/4/19 at NY Rangers	19 yrs., 204 days	0	0	0	0	0	3	11:49
12.	Maksim Mayorov	3/26/89	1/3/09 at St. Louis	19 yrs., 283 days	0	0	0	0	0	0	3:38
13.	Marko Dano	11/30/94	10/9/14 at Buffalo	19 yrs., 313 days	0	0	0	0	0	4	14:33
14.	Sonny Milano	5/12/96	3/31/16 at NY Islanders	19 yrs., 324 days	0	0	0	0	0	1	13:26

STREAKS

CONSECUTIVE GAMES PLAYED

Rank	Games	Player	Date
1.	288	R.J. Umberger	10/10/08-1/10/12
2.	243	Jason Chimera	10/9/05-4/5/08
3.	241	Antoine Vermette	3/7/09-2/21/12
4.	202	Ryan Johansen	2/24/13-10/22/15
5.	194	David Vyborny	10/17/02-12/20/05
6.	175	Boone Jenner	3/21/15-4/9/17
7.	173	Samuel Pahlsson	11/21/09-12/10/11
8.	168	Cam Atkinson	10/22/15-10/28/17
9.	164	Pierre-Luc Dubois	10/6/17-current
10.	161	Jan Hejda	10/25/07-10/13/09

CONSECUTIVE GAMES WITH A POINT

Rank	Games	Points	Player	Date
1.	13	8-8-16	Ryan Johansen	12/18/14-1/17/15
2.	12	13-7-20	Cam Atkinson	11/10-12/6/18
3.	10	5-8-13	Ryan Johansen	10/9-10/31/14
	10	3-10-13	R.J. Umberger	11/10-12/1/10
5.	9	8-5-13	Cam Atkinson	3/19-4/5/18
	9	7-7-14	Cam Atkinson	12/5-12/23/16
	9	4-8-12	Ryan Johansen	3/15-4/2/15
	9	4-7-11	Ryan Johansen	11/29-12/16/13
	9	5-7-12	Rick Nash	1/8-2/1/11
	9	9-7-16	Rick Nash	12/30/05-1/16/06
	9	4-10-14	Andrew Cassels	11/1-11/17/02

CONSECUTIVE GAMES WITH A GOAL

Rank	Games	Goals	Player	Date
1.	7	9	Cam Atkinson	11/24-12/6/18
		8	Geoff Sanderson	11/5-11/17/02
2.	6	7	Oliver Bjorkstrand	3/24-4/2/19
		7	Rick Nash	12/30/05-1/11/06
3.	5	6	Ryan Johansen	12/31/14-1/9/15
	5	5	Rick Nash	11/12-11/22/08
	5	5	Nikolai Zherdev	12/1-12/10/07
	5	5	Rick Nash	11/14-11/23/07
	5	6	Rick Nash	10/17-10/25/07
	5	6	Rick Nash	11/26-12/6/03
	5	5	Ray Whitney	11/10-11/19/01
10.	4		Numerous Players	

CONSECUTIVE GAMES WITH AN ASSIST

Rank	Games	Assists	Player	Date
1.	8	8	R.J. Umberger	11/10-11/26/10
2.	6	7	Ryan Johansen	3/19-3/31/15
	6	6	Nick Foligno	10/9-10/23/14
	6	6	Sergei Fedorov	10/31-11/10/07
	6	6	Bryan Berard	10/26-11/4/05
	6	7	Ray Whitney	1/4-1/13/03
7.	5		Numerous Players	

CONSECUTIVE GAMES PENALIZED

8	Scott Lachance	10/10-10/27/02 (16 PIM)
---	----------------	-------------------------

MOST POINTS IN TWO CONSECUTIVE GAMES

7	Artemi Panarin	3/31/18 at Vancouver (4a), 4/3/18 vs. Detroit (1g, 2a)
	Seth Jones	3/31/18 at Vancouver (1g, 3a), 4/3/18 vs. Detroit (3a)
	David Vyborny	2/27/04 at Chicago (1g, 1a), 2/28/04 vs. Colorado (1g, 4a)

MOST POINTS OVER THREE CONSECUTIVE GAMES

9	Artemi Panarin	3/31-4/5/18 (1-8-9)
	Artemi Panarin	3/29-4/3/18 (1-8-9)
	David Vyborny	2/25-2/28/04 (3-6-9)

MOST CONSECUTIVE GAMES WITH EVEN OR PLUS RATING

27	Jody Shelley	10/14-12/19/02 (+4)
----	--------------	---------------------

MOST CONSECUTIVE GAMES WITH A SHOT ON GOAL

56	Rick Nash	10/24/09-3/2/10 (191 shots)
----	-----------	-----------------------------

CONSECUTIVE GAMES PLAYED - GOALTENDER

21	Marc Denis	11/27/02-1/10/03
----	------------	------------------

CONSECUTIVE GAMES STARTED - GOALTENDER

21	Marc Denis	11/27/02-1/10/03
----	------------	------------------

CONSECUTIVE WINS - GOALTENDER

16	Sergei Bobrovsky	11/29/16-1/3/17
----	------------------	-----------------

CONSECUTIVE POINT STREAK - GOALTENDER

17	Sergei Bobrovsky	11/25/16-1/3/17 (16-0-1)
----	------------------	--------------------------

LONGEST SHUTOUT STREAK

199:28	Steve Mason	12/23/08-1/2/09
--------	-------------	-----------------

MOST CONSECUTIVE GAMES WITH SV% ABOVE .900

10	Sergei Bobrovsky	3/3-3/22/13
	Steve Mason	12/11/08-1/2/09

MOST CONSECUTIVE GAMES WITH 30 OR MORE SAVES

5	Sergei Bobrovsky	3/16-3/28/17 (189 saves)
	Sergei Bobrovsky	12/11-12/20/14 (172 saves)
	Marc Denis	1/5-1/20/06 (174 saves)
	Marc Denis	11/9-11/17/02 (190 saves)

MOST CONSECUTIVE STARTS ALLOWING THREE GOALS OR LESS

20	Sergei Bobrovsky	11/15/16-1/3/17
----	------------------	-----------------



TOP SCORING MONTHS

	Goals	
October	9	Rick Nash (2007)
November	10 (2x)	Cam Atkinson (2018)
December	9	Cam Atkinson (2016)
January	9 (2x)	Ryan Johansen (2015)
February	8 (2x)	Matt Calvert (2011)
March	11	Scott Hartnell (2015)
April	7	Mark Hartigan (2006)

Best Month Overall

11	Scott Hartnell (Mar. 2015)
10	Rick Nash (Mar. 2009)
10	Rick Nash (Nov. 2010)
10	Cam Atkinson (Nov. 2018)
9 (7x)	Cam Atkinson (Mar. 2018)

Assists

10	Artemi Panarin (2018)
11	Andrew Cassels (2002)
13	Artemi Panarin (2017)
12 (3x)	Nick Foligno (2015)
11	R.J. Umberger (2011)
17	Artemi Panarin (2018)
10	Brandon Dubinsky (2013)

Points

17	Rick Nash (9-8-17, 2009)
16 (3x)	Pierre-Luc Dubois (8-8-16, 2018)
18 (2x)	Artemi Panarin (5-13-18, 2017)
17	Kristian Huselius (5-12-17, 2010)
14 (3x)	Artemi Panarin (5-9-14, 2019)
25	Artemi Panarin (8-17-25, 2018)
11 (2x)	Brandon Dubinsky (1-10-11, 2013)

TOP SCORING MONTHS - DEFENSE

	Goals	
October	3 (4x)	Zach Werenski (2017)
November	4	Zach Werenski (2017)
December	5 (2x)	Zach Werenski (2018)
January	6	Bryan Berard (2006)
February	4 (2x)	J. Spacek/A. Eriksson (2004)
March	7	Seth Jones (2018)
April	2 (3x)	F. Tyutin & J. Wisniewski (2013)

Best Month Overall

7	Seth Jones (Mar. 2018)
6	Bryan Berard (Jan. 2006)
5 (4x)	Zach Werenski (Dec. 2018)

Assists

8	James Wisniewski (2013)
9	Fedor Tyutin (2009)
10	Ron Hainsey (2006)
10 (2x)	R. Murray & J. Wisniewski (2014)
7 (3x)	Zach Werenski (2019)
8 (5x)	Zach Werenski (2019)
6	James Wisniewski (2014)

Points

9 (3x)	James Wisniewski (1-8-9, 2013)
11	Anton Stralman (3-8-11, 2009)
13	Ron Hainsey (3-10-13, 2006)
13 (2x)	James Wisniewski (3-10-13, 2014)
10	Anders Eriksson (4-6-10, 2004)
14	Seth Jones (7-7-14, 2018)
7	James Wisniewski (1-6-7, 2014)

TOP SCORING MONTHS - ROOKIES

	Goals	
October	5	Sonny Milano (2017)
November	4 (2x)	Derick Brassard (2008)
December	6	Jaroslav Balastik (2005)
January	4 (3x)	Jakub Voracek (2009)
February	8	Matt Calvert (2011)
March	5 (2x)	Pierre-Luc Dubois (2018)
April	5	Cam Atkinson (2012)

Best Month Overall

8	Matt Calvert (Feb. 2011)
6	Jaroslav Balastik (Dec. 2005)
5 (4x)	Pierre-Luc Dubois (Mar. 2018)

Assists

5	Derick Brassard (2008)
7	Zach Werenski (2016)
8	Pierre-Luc Dubois (2017)
10	Ryan Murray (2014)
7	Grant Clitsome (2011)
9 (2x)	Pierre-Luc Dubois (2017)
4 (2x)	Marko Dano (2015)

Points

9	Derick Brassard (4-5-9, 2008)
10 (2x)	Zach Werenski (3-7-10, 2016)
12	Pierre-Luc Dubois (4-8-12, 2017)
10 (2x)	Ryan Murray (0-10-10, 2014)
11	Matt Calvert (8-3-11, 2011)
14 (2x)	Pierre-Luc Dubois (5-9-14, 2018)
4 (2x)	Marko Dano (0-4-4, 2015)

TOP GOALTENDING MONTHS

	Wins	
October	7	Sergei Bobrovsky (2017)
November	9	Sergei Bobrovsky (2016)
December	12	Sergei Bobrovsky (2016)
January	8	Sergei Bobrovsky (2014)
February	8	Sergei Bobrovsky (2019)
March	10	Sergei Bobrovsky (2015)
April	9	Sergei Bobrovsky (2013)

Best Month Overall

12	Sergei Bobrovsky (Dec. 2016)
10	Sergei Bobrovsky (Mar. 2015)
9 (7x)	Sergei Bobrovsky (Mar. 2019)

GAA (Min. 5 GP, 3 GP in April)

1.25	Pascal Leclaire (2007)
1.20	Mathieu Garon (2010)
1.41	Steve Mason (2008)
1.56	Ron Tugnutt (2001)
2.09	Sergei Bobrovsky (2019)
1.09	Sergei Bobrovsky (2017)
1.68	Joonas Korpisalo (2016)

SV% (Min. 5 GP, 3 GP in April)

.953	Pascal Leclaire (2007)
.956	Mathieu Garon (2010)
.950	Steve Mason (2008)
.944	Ron Tugnutt (2001)
.931	Sergei Bobrovsky (2014)
.967	Sergei Bobrovsky (2017)
.945 (2x)	Joonas Korpisalo (2016)

1.09	Sergei Bobrovsky (Mar. 2017)
1.20	Mathieu Garon (Nov. 2010)
1.25	Pascal Leclaire (Oct. 2007)
1.41	Steve Mason (Dec. 2008)
1.49	Sergei Bobrovsky (Mar. 2013)

.967	Sergei Bobrovsky (Mar. 2017)
.956	Mathieu Garon (Nov. 2010)
.953	Pascal Leclaire (Oct. 2007)
.950	Steve Mason (Dec. 2008)
.950	Sergei Bobrovsky (Mar. 2013)

Shutouts

Best Month Overall

4	Pascal Leclaire (Oct. 2007)
	Sergei Bobrovsky (Mar. 2017)
	Sergei Bobrovsky (Mar. 2019)



2017-18 FINAL STATS

General Manager: Jarmo Kekalainen | **Head Coach:** John Tortorella | **Captain:** Nick Foligno

PLAYER	POS	GP	TOI	G	A	PTS	+/-	PIM	PP	SH	GW	OT	S	S%
Artemi Panarin	L	81	20:07	27	55	82	23	26	7	0	5	1	228	11.8
Seth Jones	D	78	24:36	16	41	57	10	30	7	0	4	1	249	6.4
Thomas Vanek	L	VAN	61	13:58	17	24	41	-12	28	4	0	1	121	14.0
	CBJ	19	14:28	7	8	15	9	8	0	0	0	0	47	14.9
	TOT	80	14:05	24	32	56	-3	36	4	0	1	0	168	14.3
Pierre-Luc Dubois *	C	82	16:38	20	28	48	8	49	6	0	4	1	165	12.1
Cam Atkinson	R	65	18:54	24	22	46	19	14	3	1	5	1	231	10.4
Oliver Bjorkstrand	R	82	14:17	11	29	40	4	9	3	0	2	0	163	6.7
Zach Werenski	D	77	22:34	16	21	37	8	16	3	0	3	1	207	7.7
Alexander Wennberg	C	66	18:07	8	27	35	22	12	3	0	2	1	74	10.8
Nick Foligno	L	72	18:21	15	18	33	1	50	2	0	1	0	137	10.9
Boone Jenner	C	75	16:27	13	19	32	1	39	2	0	2	0	187	7.0
Josh Anderson	R	63	18:02	19	11	30	-1	42	1	0	5	2	188	10.1
Matt Calvert	L	69	13:22	9	15	24	-10	33	1	2	0	0	108	8.3
Mark Letestu	C	EDM	60	13:04	8	11	19	-17	10	3	2	1	95	8.4
	CBJ	20	12:09	1	3	4	0	0	0	0	0	0	16	6.3
	TOT	80	12:50	9	14	23	-17	10	3	2	1	0	111	8.1
Markus Nutivaara	D	61	16:01	7	16	23	13	14	1	0	1	0	79	8.9
Sonny Milano *	L	55	11:38	14	8	22	-8	10	0	0	3	1	69	20.3
Ian Cole	D	PIT	47	17:37	3	10	13	3	52	0	0	0	63	4.8
	CBJ	20	18:08	2	5	7	11	24	0	0	0	0	21	9.5
	TOT	67	17:46	5	15	20	14	76	0	0	0	0	84	6.0
Brandon Dubinsky	C	62	15:20	6	10	16	-2	33	0	1	0	0	89	6.7
David Savard	D	81	19:22	4	12	16	2	32	0	0	0	0	145	2.8
Ryan Murray	D	44	18:26	1	11	12	4	8	0	0	0	0	34	2.9
Jack Johnson	D	77	19:32	3	8	11	-6	22	0	0	1	0	88	3.4
Lukas Sedlak	C	53	9:24	4	4	8	-3	21	0	0	0	0	50	8.0
Markus Hannikainen *	L	33	8:22	3	3	6	-1	6	0	0	0	0	31	9.7
Tyler Motte +	C	31	9:56	3	2	5	-3	2	0	0	0	0	42	7.1
Scott Harrington	D	32	13:17	2	3	5	0	8	0	0	1	0	28	7.1
Taylor Chorney	D	WSH	24	12:59	1	3	4	8	8	0	0	0	14	7.1
	CBJ	1	16:41	0	0	0	2	0	0	0	0	0	0	0.0
	TOT	25	13:08	1	3	4	10	8	0	0	0	0	14	7.1
Dean Kukan *	D	11	12:21	0	4	4	2	2	0	0	0	0	12	0.0
Jordan Schroeder	L	21	7:28	1	1	2	-4	4	0	0	0	0	20	5.0
Gabriel Carlsson *	D	14	11:19	0	2	2	0	4	0	0	0	0	18	0.0
Jussi Jokinen +	LW	14	10:00	0	1	1	-2	4	0	0	0	0	13	0.0
Zac Dalpe	C	12	7:26	0	0	0	-3	13	0	0	0	0	18	0.0
Nathan Gerbe	C	2	8:36	0	0	0	-1	0	0	0	0	0	1	0.0
Eric Robinson *	L	1	11:21	0	0	0	1	0	0	0	0	0	2	0.0
Alex Broadhurst *	C	2	10:02	0	0	0	0	2	0	0	0	0	1	0.0

GOALTENDERS	GP	MIN	W	L	OT	SO	GA	SA	SV	GAA	SV%	A	PTS	PIM
Sergei Bobrovsky	653,912	37	22	6	5	158	1,993	1,835	2.42	.921	3	3	0	
Joonas Korpiälä	18	1,049	8	8	1	0	58	564	506	3.32	.897	0	0	0

+Traded Player * Rookie

2017-18 SEASON NOTES

- Completed their 17th season in the National Hockey League with a 45-30-7 record (97 pts.), finishing fourth in the Metropolitan Division, seventh in the Eastern Conference and 14th overall in the NHL. The season marked the then second-best regular season in club history after 2016-17's 50-24-8 (108 pts.) campaign.
- The club qualified for the Stanley Cup Playoffs in consecutive seasons for the first time in franchise history. It also marked the second-straight season the Jackets were eliminated by the eventual Cup champion, after falling to Washington in six contests in the Eastern Conference Quarterfinals.
- The Jackets posted a 26-12-3 record (55 pts.) at Nationwide Arena, scoring 118 goals (2.88 per game) and allowing 98 (2.39 per game) in 41 games. CBJ tied the franchise record for the longest home winning streak by winning eight in a row from Feb. 24-Mar. 22 (8, Nov. 29, 2016-Jan. 3, 2017).
- The Blue Jackets posted a 19-18-4 record (42 pts.) on the road, scoring 124 goals (3.02 per game) and allowing 132 (3.22 per game) in 41 contests. The club won a season-best six consecutive road games from Mar. 4-29.
- Columbus scored 236 goals in 82 games to average 2.88 goals per game during the season (17th in NHL) and allowed 226 goals in 82 games to average 2.76 goals-against per game (ninth-T in NHL).
- The team converted 39-of-227 power play opportunities (17.2 percent), which ranked 25th in the NHL. The Blue Jackets successfully killed off 163-of-214 opponent power plays (76.2 percent), which ranked 26th-T in the league.
- The club led the NHL in overtime and shootout games and wins, finishing 9-3 in games decided by overtime and 15-3-4 including shootouts.
- Left wing Artemi Panarin led the team and ranked fifth among NHL left wings in scoring with 27-55-82 in 81 games. He set new single-season club records in assists and points, surpassing Ray Whitney's 52 helpers recorded in 2002-03 and Rick Nash's 79 points registered in 2008-09.
- Goaltender Sergei Bobrovsky finished the campaign with a 37-22-6 record, 2.42 GAA, .921 SV% and five shutouts in 65 games to rank second in the league in minutes played (3,912), fourth-T in shutouts, fifth in wins and seventh in GAA and SV%.
- Seth Jones was among the NHL's top defensemen, finishing fourth in the Norris Trophy voting and was named to the NHL's Second All-Star Team as he racked up career highs with 16-41-57 in 78 games. He set single-season club records for goals (tied with Werenski) and points as he finished fourth-T among NHL blueliners in goals and 10th-T in points.
- Defenseman Zach Werenski made his NHL All-Star Game debut and tallied 16-21-37 in 77 games to share the club record for goals by a defenseman with Jones.
- Center Pierre-Luc Dubois made his NHL debut and put together one of the best rookie campaigns in Blue Jackets history with 20-28-48 in 82 games, setting CBJ rookie records in goals, points and games played.

2017-18 RESULTS



GM	DATE	OPPONENT	RESULT	RECORD	SCORE	CBJ GOAL SCORERS	GWG	PP	PK	SF-SA	W/L GOALIE	ATTN
1	10/6	NYI	W	01-00-00	5-0	22,13,27,8p,18	Milano	1-2	1-1	37-29	Bobrovsky/Greiss	18,595+
2	10/7	at CHI	L	01-01-00	1-5	22	Saad	0-2	1-2	33-29	Crawford/Korpisalo	21,264
3	10/10	at CAR	W*	02-01-00	2-1	22,22	Milano	0-3	3-3	27-38	Bobrovsky/Darling	7,892
4	10/13	NYR	W	03-01-00	3-1	3,9,45	Panarin	0-3	4-4	43-38	Bobrovsky/Lundqvist	15,342
5	10/14	at MIN	W*	04-01-00	5-4	8,58,13,77,10	Wennberg	0-3	1-3	35-21	Bobrovsky/Dubnyk	19,064
6	10/17	at WPG	W	05-01-00	5-2	13,71,7,45,8	Johnson	0-3	1-1	39-26	Korpisalo/Mason	15,321
7	10/19	TBL	L	05-02-00	0-2		Sergachev	0-3	2-2	43-21	Vasilevskiy/Bobrovsky	13,155
8	10/21	LAK	L	05-03-00	4-6	71p,28,11,22	Kopitar	1-3	2-2	36-32	Quick/Bobrovsky	15,329
9	10/25	BUF	W	06-03-00	5-1	28p,3,71,11,77	Jones	1-2	1-1	38-35	Bobrovsky/Johnson	14,383
10	10/27	WPG	W*	07-03-00	2-1	13,77	Anderson	0-4	6-6	37-30	Bobrovsky/Mason	14,224
11	10/28	at STL	L	07-04-00	1-4	11	Upshall	0-2	3-3	37-42	Allen/Korpisalo	17,834
12	10/30	BOS	W**	08-04-00	4-3	58,38,64	Panarin	0-5	2-4	32-30	Bobrovsky/Rask	13,396
13	11/2	at FLA	W	09-04-00	7-3	77,77,37,28p,28,64,38p	Bjorkstrand	2-4	1-1	40-34	Bobrovsky/Reimer	9,311
14	11/4	at TBL	O**	09-04-01	4-5	3,8,37,17	Stamkos	0-4	2-3	34-36	Vasilevskiy/Bobrovsky	19,092
15	11/6	at NYR	L	09-05-01	3-5	9,77,28	Buchnevich	0-1	2-5	25-26	Lundqvist/Bobrovsky	17,348
16	11/7	NSH	L	09-06-01	1-3	18	Jarnkrok	0-4	4-4	36-29	Rinne/Korpisalo	14,996
17	11/10	CAR	L	09-07-01	1-3	17	Staal	0-2	1-1	26-29	Ward/Bobrovsky	16,049
18	11/11	at DET	W**	10-07-01	2-1	9	Johnson	0-2	0-0	32-33	Bobrovsky/Howard	19,515
19	11/14	at MTL	W*	11-07-01	2-1	77,8	Werenski	0-2	2-2	25-29	Bobrovsky/Lindgren	21,302
20	11/17	NYR	W	12-07-01	2-0	8,9p	Werenski	1-3	3-3	42-36	Bobrovsky/Lundqvist	17,093
21	11/20	at BUF	W	13-07-01	3-2	18,9,38	Jenner	0-1	3-3	29-32	Bobrovsky/Lehner	16,551
22	11/22	CGY	W*	14-07-01	1-0	77	Anderson	0-2	1-1	41-22	Bobrovsky/Smith	16,290
23	11/24	OTT	W	15-07-01	5-2	13,65,13,71,64	Atkinson	0-2	3-3	32-26	Bobrovsky/Anderson	17,084
24	11/27	at MTL	L	15-08-01	1-3	18	Drouin	0-5	2-3	38-28	Price/Bobrovsky	21,302
25	11/28	CAR	W**	16-08-01	3-2	77,8	Atkinson	0-1	1-1	38-31	Korpisalo/Darling	13,947
26	12/1	ANA	W	17-08-01	4-2	17,9p,77,71	Anderson	1-7	4-4	31-27	Korpisalo/Gibson	16,206
27	12/2	at WSH	L	17-09-01	3-4	9,11s,8	Kuznetsov	0-0	1-2	35-23	Holtby/Bobrovsky	18,506
28	12/5	NJD	L	17-10-01	1-4	71	Hall	0-6	1-1	42-36	Schneider/Bobrovsky	14,282
29	12/8	at NJD	W	18-10-01	5-3	18,45,4,10p,8	Wennberg	1-2	4-4	28-24	Bobrovsky/Schneider	16,514
30	12/9	ARI	W	19-10-01	1-0	77	Anderson	0-2	4-4	34-35	Bobrovsky/Raanta	17,785
31	12/12	EDM	L	19-11-01	2-7	28,7	Benning	0-2	2-4	29-38	Brossoit/Bobrovsky	14,767
32	12/14	NYI	W	20-11-01	6-4	8,65,18p,3,71,77	Foligno	1-2	3-4	35-25	Bobrovsky/Greiss	15,696
33	12/16	at CAR	L	20-12-01	1-2	10	Hanifin	0-4	2-2	36-24	Darling/Bobrovsky	11,357
34	12/18	at BOS	L	20-13-01	2-7	77,3p	McAvoy	1-5	2-4	18-45	Rask/Bobrovsky	17,565
35	12/20	TOR	W	21-13-01	4-2	45,3,18p,10	Dubois	1-2	1-1	37-41	Korpisalo/McElhinney	17,708
36	12/21	at PIT	O**	21-13-02	2-3	18,9p	Letang	1-4	3-5	32-41	Murray/Bobrovsky	18,625
37	12/23	PHI	W**	22-13-02	2-1	3p	Dubois	1-3	3-3	36-31	Bobrovsky/Elliott	17,812
38	12/27	at PIT	O**	22-13-03	4-5	22,38,9,9	Malkin	0-3	2-4	33-37	Murray/Bobrovsky	18,652
39	12/29	at OTT	L	22-14-03	4-5	22,77,22,8p	Ryan	1-5	1-1	25-28	Condon/Bobrovsky	17,031
40	12/31	TBL	L	22-15-03	0-5		Johnson	0-4	4-5	21-35	Vasilevskiy/Korpisalo	18,878+
41	1/2	at DAL	W	23-15-03	2-1	28,28	Bjorkstrand	0-1	0-0	26-22	Bobrovsky/Bishop	17,235
42	1/4	at COL	L	23-16-03	0-2		Rantanen	0-3	2-3	34-32	Bernier/Bobrovsky	13,763
43	1/7	FLA	W**	24-16-03	3-2	71p,18p	Anderson	2-4	2-3	48-44	Bobrovsky/Reimer	16,535
44	1/8	at TOR	W*	25-16-03	3-2	71,18,9	Panarin	0-3	1-2	33-37	Bobrovsky/Andersen	18,933
45	1/11	at BUF	L	25-17-03	1-3	9p	Okposo	1-1	0-0	45-29	Ullmark/Bobrovsky	18,071
46	1/12	VAN	L	25-18-03	2-5	3p,11	Gaunce	1-2	1-3	29-29	Markstrom/Bobrovsky	16,705
47	1/18	DAL	W**	26-18-03	2-1	14	Panarin	0-2	4-4	26-36	Korpisalo/Bishop	17,574
48	1/23	at VGK	L	26-19-03	3-6	65,77,11	Neal	0-3	1-3	32-38	Fleury/Bobrovsky	18,231
49	1/25	at ARI	W	27-19-03	2-1	10p,13	Atkinson	1-1	0-1	27-39	Bobrovsky/Raanta	12,281
50	1/30	MIN	O**	27-19-04	2-3	58,9p	Parise	1-3	1-2	30-43	Dubnyk/Bobrovsky	17,734
51	2/2	SJS	L	27-20-04	1-3	38	Labanc	0-1	1-3	29-28	Jones/Bobrovsky	16,867
52	2/3	at NYI	L	27-21-04	3-4	77p,13,71	Nelson	1-3	1-2	49-38	Halak/Korpisalo	13,597
53	2/6	WSH	L	27-22-04	2-3	58,17	Backstrom	0-3	0-1	39-25	Holtby/Bobrovsky	16,419
54	2/9	at WSH	L	27-23-04	2-4	18,9	Beagle	0-3	3-4	37-17	Holtby/Bobrovsky	18,506
55	2/10	NJD	W	28-23-04	6-1	18,9,77,28,71,11p	Panarin	1-5	1-1	50-35	Bobrovsky/Kinkaid	18,510+
56	2/13	at NYI	W	29-23-04	4-1	28p,18p,17,13	Dubois	2-4	2-3	51-30	Bobrovsky/Halak	10,232
57	2/14	at TOR	L	29-24-04	3-6	71,71,7	Marnier	0-2	3-3	57-28	Andersen/Korpisalo	18,890
58	2/16	PHI	O*	29-24-05	1-2	13	Couturier	0-0	1-1	36-25	Neuvirth/Bobrovsky	17,364
59	2/18	PIT	L	29-25-05	2-5	9,10	Sheahan	0-2	0-0	37-23	Jarry/Bobrovsky	19,100+
60	2/20	at NJD	W	30-25-05	2-1	38,4	Harrington	0-3	2-2	19-31	Bobrovsky/Kinkaid	14,024
61	2/22	at PHI	L	30-26-05	1-2	9	Patrick	0-2	4-5	20-20	Mrazek/Bobrovsky	19,727
62	2/24	CHI	W	31-26-05	3-2	13p,18,77	Anderson	1-1	3-3	29-33	Bobrovsky/Forsberg	18,792+
63	2/26	WSH	W	32-26-05	5-1	9p,22,55,3p,13s	Milano	2-4	2-3	35-26	Bobrovsky/Holtby	17,386
64	3/1	at LAK	L	32-27-05	2-5	13,3	Pearson	0-3	1-2	32-34	Quick/Korpisalo	18,230
65	3/2	at ANA	L	32-28-05	2-4	22,8	Manson	0-4	2-2	36-35	Gibson/Bobrovsky	16,447
66	3/4	at SJS	W	33-28-05	4-2	71,22,9,9	Panarin	0-2	4-4	28-35	Bobrovsky/Jones	17,211
67	3/6	VGK	W	34-28-05	4-1	9,8,23,18	Werenski	0-2	2-2	21-38	Korpisalo/Fleury	17,402
68	3/8	COL	W*	35-28-05	5-4	38,26,8p,26,3	Jones	1-5	2-3	44-27	Korpisalo/Varlamov	15,236
69	3/9	DET	W	36-28-05	3-2	11s,3,3	Jones	0-2	2-2	36-24	Bobrovsky/Correia	17,284
70	3/12	MTL	W	37-28-05	5-2	71,10p,3p,38,23	Jones	2-3	2-2	25-40	Bobrovsky/Lindgren	15,864
71	3/15	at PHI	W	38-28-05	5-3	28,38,13,13,13	Atkinson	0-1	2-3	29-30	Bobrovsky/Mrazek	19,354
72	3/17	OTT	W	39-28-05	2-1	38,65p	Nutivaara	1-2	1-1	35-24	Bobrovsky/Condon	17,612
73	3/19	at BOS	W*	40-28-05	5-4	38,22,26,9,13	Atkinson	0-2	3-4	25-38	Korpisalo/Rask	17,565
74	3/20	at NYR	W	41-28-05	5-3	10,9,65,9,9	Panarin	0-2	2-4	31-32	Bobrovsky/Lundqvist	17,194
75	3/22	FLA	W	42-28-05	4-0	13,22,3,26	Atkinson	1-3	4-4	33-33	Bobrovsky/Luongo	16,919
76	3/24	STL	L	42-29-05	1-2	13	Tarasenko	0-3	2-2	34-28	Allen/Bobrovsky	19,080+
77	3/27	at EDM	W	43-29-05	7-3	26,9,26,38,13,26,65	Jenner	0-3	2-3	27-25	Bobrovsky/Talbot	18,347
78	3/29	at CGY	W	44-29-05	5-1	37,18,18,65,18p	Dubois	1-3	2-2	28-38	Bobrovsky/Gillies	18,967
79	3/31	at VAN	O*	44-29-06	4-5	3p,18p,8,13	Edler	2-3	1-1	30-29	Demko/Korpisalo	18,865
80	4/3	DET	W*	45-29-06	5-4	13p,13p,22,9p,18	Dubois	3-5	1-3	41-27	Bobrovsky/Howard	18,477+
81	4/5	PIT	O*	45-29-07	4-5	8,11,33p,13	Kessel	1-3	1-3	30-43	Murray/Bobrovsky	19,158+
82	4/7	at NSH	L	45-30-07	2-4	77,17s	Forsberg	0-1	3-5	31-27	Rinne/Korpisalo	17,594



2016-17 FINAL STATS

General Manager: Jarmo Kekalainen | **Head Coach:** John Tortorella | **Captain:** Nick Foligno

PLAYER	POS		GP	TOI	G	A	PTS	+/-	PIM	PP	SH	GW	OT	S	S%
Cam Atkinson	R		82	18:05	35	27	62	13	22	10	3	9	3	240	14.6
Alexander Wennberg	C		80	18:22	13	46	59	9	21	2	0	5	0	109	11.9
Brandon Saad	L		82	17:01	24	29	53	23	8	1	0	4	0	210	11.4
Nick Foligno	L		79	18:25	26	25	51	-4	55	11	0	5	1	185	14.1
Sam Gagner	C		81	13:42	18	32	50	10	22	8	0	1	0	178	10.1
Zach Werenski *	D		78	20:54	11	36	47	17	14	4	0	1	1	188	5.9
Seth Jones	D		75	23:24	12	30	42	6	24	1	0	3	3	152	7.9
Brandon Dubinsky	C		80	17:53	12	29	41	16	91	1	1	5	1	115	10.4
Scott Hartnell	L		78	12:03	13	24	37	14	63	2	0	1	0	104	12.5
Boone Jenner	C		82	16:03	18	16	34	14	52	0	2	4	0	211	8.5
Josh Anderson	R		78	12:01	17	12	29	12	89	0	0	3	0	119	14.3
William Karlsson	C		81	13:23	6	19	25	10	10	1	0	3	0	96	6.3
David Savard	D		74	21:50	6	17	23	33	44	0	0	0	0	135	4.4
Jack Johnson	D		82	21:49	5	18	23	23	32	1	0	1	0	116	4.3
Lauri Korpikoski	L	DAL	60	13:01	8	12	20	5	10	0	0	0	0	104	7.7
		CBJ	9	8:14	0	0	0	0	0	0	0	0	0	4	0
		TOT	69	12:24	8	12	20	5	10	0	0	0	0	108	7.4
Matt Calvert	LW		65	13:20	10	5	15	-4	48	0	3	1	0	92	10.9
Kyle Quincey	D	NJD	53	18:38	4	8	12	4	39	0	0	0	0	61	6.6
		CBJ	20	15:55	2	1	3	0	12	0	0	0	0	18	11.1
		TOT	73	17:53	6	9	15	4	51	0	0	0	0	79	7.6
Lukas Sedlak *	C		62	9:43	7	6	13	10	25	0	1	0	0	57	12.3
Oliver Bjorkstrand *	RW		26	14:05	6	7	13	4	6	0	0	2	0	55	10.9
Ryan Murray	D		60	18:19	2	9	11	3	24	0	0	0	0	52	3.8
Markus Nutivaara *	D		66	13:12	2	5	7	7	6	0	0	0	0	66	3
Scott Harrington	D		22	13:00	1	2	3	3	10	0	0	0	0	16	6.3
Dalton Prout +	D		15	13:03	0	3	3	4	14	0	0	0	0	6	0
Markus Hannikainen *	L		10	9:07	1	1	2	0	6	0	0	0	0	8	12.5
Gabriel Carlsson *	D		2	17:07	0	1	1	-2	0	0	0	0	0	3	0
Sonny Milano *	L		4	11:41	0	0	0	-3	0	0	0	0	0	2	0
TJ Tynan *	C		3	7:29	0	0	0	-1	0	0	0	0	0	3	0
TOTALS			82		247	400	647	217	698	42	10	48	9	2,540	9.7

GOALTENDERS	GP	MIN	W	L	OT	SO	GA	SA	SV	GAA	SV%	A	PTS	PIM
Sergei Bobrovsky	63	3,707	41	17	5	7	127	1,854	1,727	2.06	.931	0	0	8
Joonas Korpisalo	14	791	7	5	1	1	38	401	363	2.88	.905	0	0	0
Curtis McElhinney +	7	376	2	1	2	0	15	198	183	2.39	.924	0	0	0
Anton Forsberg *	1	59	0	1	0	0	4	27	23	4.10	.852	0	0	0
TOTALS	82	4,932	50	24	8	8	184	2,480	2,296	2.24	.926	0	0	8

+Traded Player * Rookie

2016-17 SEASON NOTES

- Completed their 16th season in the National Hockey League with a 50-24-8 record (108 pts.), finishing third in the Metropolitan Division, third in the Eastern Conference and fourth in the NHL. Columbus established franchise records in both wins and points, surpassing the previous record of 43-32-7 (93 points) in 2013-14.
- The Jackets posted a 28-12-1 record (57 pts.) at Nationwide Arena, scoring 129 goals (3.15 per game) and allowing 87 (2.12 per game) in 41 games. They set club records for wins and points at home, surpassing the previous best of 25-13-3 (53 points) in 2008-09.
- The Blue Jackets posted a 22-12-7 record (51 pts.) on the road, scoring 118 goals (2.88 per game) and allowing 106 (2.59 per game) in 41 contests. The 51 points set a new franchise record for a single season (2014-15; 23-15-3).
- Columbus scored 247 goals in 82 games to average 3.01 goals per game this season (sixth in NHL) and allowed 193 goals in 82 games to average 2.35 goals-against per game (second in NHL). The 247 goals set a new club record, surpassing the 227 goals scored in 2014-15.
- The team converted 42-of-211 power play opportunities (19.9 percent), which ranked 12th in the NHL. The Blue Jackets successfully killed off 184-of-223 opponent power plays (82.5 percent), which ranked ninth-T in the league.
- The Jackets set franchise records for the longest overall win and point streaks, home win streak and road win (tied) and point streaks during the campaign. The club posted the second-longest win streak in NHL history (Pittsburgh, 17-straight wins from Mar. 9-Apr. 10, 1993) with 16-straight victories from Nov. 29-Jan. 3 and earned points in 18-straight games from Nov. 25-Jan. 3 (17-0-1).
- The Blue Jackets were well represented at the NHL end-of-year awards show in Vegas. Head Coach John Tortorella captured his second career Jack Adams Trophy (best coach), goaltender Sergei Bobrovsky earned his second career Vezina Trophy (best goaltender) and was a finalist for the Hart Trophy (MVP) and captain Nick Foligno became the first player in NHL history to win the Mark Messier Leadership Award and King Clancy Memorial Trophy in the same season. Defenseman Zach Werenski was also a finalist for the Calder Trophy (best first year player).
- Bobrovsky led the NHL in goals-against average (2.06) and save percentage (.931) and finished third in wins (41) and shutouts (tied, seven) while finishing with a 41-18-5 record on the campaign.
- Werenski finished third in the Calder Memorial Trophy voting after setting club rookie records in assists and points with 11-36-47 and 12 multi-point outings in 78 games.
- Right wing Cam Atkinson led the team in goals and points and ranked eighth-T in the NHL in goals with 35-27-62 in 82 games. He set the franchise record with nine game-winning goals.
- Center Alexander Wennberg set career highs and finished 15th-T in the NHL in the assists with 13-46-59 in 80 contests.

2016-17 RESULTS



GM	DATE	OPPONENT	RESULT	RECORD	SCORE	CBJ GOAL SCORERS	GWG	PP	PK	SF-SA	W/L GOALIE	ATTN
1	10/13	BOS	L	00-01-00	3-6	10,13p,3	Marchand	1-3	2-2	31-37	Rask/Bobrovsky	18,144+
2	10/15	SJS	L	00-02-00	2-3	8p,34	Marleau	1-2	4-5	28-38	Jones/Bobrovsky	16,546
3	10/21	CHI	W	01-02-00	3-2	8p,71p,25	Karlsson	2-2	4-4	28-34	Bobrovsky/Crawford	15,789
4	10/22	at DAL	W	02-02-00	3-0	34,43,11	Anderson	0-2	5-5	26-32	Bobrovsky/Lehtonen	18,532
5	10/25	at LAK	OTL	02-02-01	2-3	20,13p	Martinez	1-1	1-1	21-30	Budaj/Bobrovsky	18,230
6	10/27	at SJS	L	02-03-01	1-3	43	Hertl	0-3	0-2	25-29	Jones/Bobrovsky	17,229
7	10/28	at ANA	W	03-03-01	4-0	89,20,20,89p	Gagner	1-5	4-4	37-35	Bobrovsky/Gibson	15,841
8	11/1	DAL	OTW	04-03-01	3-2	71,89p,3	Jones	1-2	4-4	28-38	Bobrovsky/Niemi	10,141
9	11/4	MTL	W	05-03-01	10-0	13p,3,58,13p,71p,43p,71,34,43,34	Atkinson	4-5	1-1	40-30	Bobrovsky/Montoya	14,436
10	11/5	at STL	OTL	05-03-02	1-2	34	Tarasenko	0-3	4-4	21-30	Hutton/McElhinney	18,245
11	11/9	ANA	OTW	06-03-02	3-2	38,20,8	Werenski	0-3	3-3	18-32	Bobrovsky/Gibson	10,250
12	11/10	at BOS	L	06-04-02	2-5	71,89	Czarnik	0-3	2-2	17-32	Rask/Bobrovsky	17,565
13	11/12	STL	W	07-04-02	8-4	89,71,10,89,17,65,25,8p	Dubinsky	1-2	1-5	30-37	Bobrovsky/Hutton	15,788
14	11/15	WSH	OTW	08-04-02	2-1	8,13	Atkinson	0-3	2-2	27-22	Bobrovsky/Grubauer	11,738
15	11/18	NYR	W	09-04-02	4-2	25,89,11s,38	Calvert	0-2	2-2	24-27	Bobrovsky/Lundqvist	14,541
16	11/20	at WSH	W	10-04-02	3-2	71p,17,10p	Wennberg	2-3	0-1	23-21	Bobrovsky/Holtby	18,506
17	11/21	COL	OTL	10-04-03	2-3	13,13	Duchene	0-1	1-1	42-27	Varlamov/McElhinney	10,063
18	11/23	CGY	L	10-05-03	0-2	-	Brouwer	0-4	2-3	34-20	Johnson/Bobrovsky	13,140
19	11/25	at TBL	W	11-05-03	5-3	10,71p,34,20,13s	Saad	1-2	1-1	38-28	Bobrovsky/Bishop	19,092
20	11/26	at FLA	SOL	11-05-04	1-2	20	Barkov	0-2	2-2	37-23	Luongo/Bobrovsky	13,573
21	11/29	TBL	W	12-05-04	5-1	25,10,34,43,89	Wennberg	0-1	1-1	38-27	Bobrovsky/Vasilevskiy	10,366
22	12/1	at COL	W	13-05-04	3-2	20,71,38	Jenner	0-4	2-3	37-20	Bobrovsky/Varlamov	12,141
23	12/3	at ARI	SOW	14-05-04	3-2	38,10	Atkinson	0-5	4-5	60-34	McElhinney/Smith	11,287
24	12/5	ARI	W	15-05-04	4-1	89p,71p,89,8	Foligno	2-6	0-1	34-18	Bobrovsky/Domingue	11,091
25	12/9	at DET	W	16-05-04	4-1	13s,17,45,89	Dubinsky	0-0	2-3	25-33	Bobrovsky/Mrazek	20,027
26	12/10	NYI	W	17-05-04	6-2	7p,13,34,20,45,3	Anderson	1-4	3-3	39-30	Bobrovsky/Halak	16,928
27	12/13	at EDM	W	18-05-04	3-1	89p,13p,11	Atkinson	2-5	4-4	31-34	Bobrovsky/Talbot	18,347
28	12/16	at CGY	W	19-05-04	4-1	38,20,89p,11s	Saad	1-3	4-5	29-23	Bobrovsky/Johnson	18,045
29	12/18	at VAN	OTW	20-05-04	4-3	13p,20p,20,3	Jones	2-2	3-4	25-17	Bobrovsky/Miller	18,113
30	12/20	LAK	SOW	21-05-04	3-2	13,13	Gagner	0-2	1-2	27-46	McElhinney/Budaj	16,568
31	12/22	PIT	W	22-05-04	7-1	13p,25,43,43,20,38,43	Karlsson	1-4	3-3	28-26	Bobrovsky/Murray	19,115+
32	12/23	MTL	W	23-05-04	2-1	89p,20	Saad	1-4	2-2	24-37	Bobrovsky/Montoya	18,147+
33	12/27	BOS	W	24-05-04	4-3	43,3,11,71p	Foligno	1-3	3-3	22-40	Bobrovsky/Rask	19,005+
34	12/29	at WPG	W	25-05-04	5-3	20,71p,10,10p,45	Wennberg	2-4	2-4	35-34	Bobrovsky/Hutchinson	15,294
35	12/31	at MIN	W	26-05-04	4-2	13,71,3,3	Atkinson	0-2	2-3	25-31	Bobrovsky/Dubnyk	19,307
36	1/3	EDM	W	27-05-04	3-1	13p,25p,71	Karlsson	2-4	3-3	35-22	Bobrovsky/Talbot	17,169
37	1/5	at WSH	L	27-06-04	0-5	-	Winnik	0-5	4-4	29-27	Holtby/Bobrovsky	18,506
38	1/7	NYR	L	27-07-04	4-5	65,13p,43,45	Grabner	1-3	1-2	37-34	Lundqvist/McElhinney	19,001+
39	1/8	PHI	OTW	28-07-04	2-1	58,71	Foligno	0-2	1-1	25-26	Bobrovsky/Mason	17,962
40	1/10	at CAR	L	28-08-04	3-5	13,34,20	Staal	0-4	2-2	27-28	Ward/Forsberg	9,351
41	1/13	at TBL	W	29-08-04	3-1	34,71p,38s	Foligno	1-4	3-3	31-32	Korpisalo/Vasilevskiy	19,092
42	1/14	at FLA	L	29-09-04	3-4	43p,13,38	Jagr	1-3	3-3	33-32	Reimer/Korpisalo	14,795
43	1/17	CAR	W	30-09-04	4-1	38,17,17,45	Dubinsky	0-4	2-2	36-25	Bobrovsky/Ward	14,724
44	1/19	OTT	L	30-10-04	0-2	-	Turris	0-3	4-4	42-28	Condon/Bobrovsky	15,823
45	1/21	CAR	W	31-10-04	3-2	33,43,43	Hartnell	0-2	5-6	20-37	Bobrovsky/Leighton	19,033+
46	1/22	at OTT	OTW	32-10-04	7-6	71p,54,8p,45,11,13,13	Atkinson	2-4	2-3	29-34	Korpisalo/Condon	16,702
47	1/24	at NYI	L	32-11-04	2-4	71,13	Nelson	0-0	1-1	23-29	Greiss/Bobrovsky	11,419
48	1/26	at NSH	L	32-12-04	3-4	20,8,27	Smith	0-2	2-3	33-32	Rinne/Bobrovsky	17,113
49	1/31	at NYR	W	33-12-04	6-4	3,20,10,3,71,11	Foligno	0-0	1-1	26-37	Korpisalo/Raanta	18,006
50	2/3	at PIT	OTL	33-12-05	3-4	17,10,13	Kessel	0-0	0-1	31-33	Murray/Bobrovsky	18,649
51	2/4	NJD	L	33-13-05	1-5	11s	Josefson	0-2	1-2	32-30	Schneider/Bobrovsky	18,566+
52	2/7	at DET	OTW	34-13-05	3-2	17,13,3	Jones	0-2	1-2	27-26	Bobrovsky/Mrazek	20,027
53	2/9	VAN	L	34-14-05	0-3	-	D. Sedin	0-2	1-2	33-24	Miller/Bobrovsky	13,979
54	2/11	DET	W	35-14-05	2-1	38,13	Atkinson	0-2	3-4	39-36	Bobrovsky/Mrazek	19,143+
55	2/13	NYR	L	35-15-05	2-3	17,71	Vesey	0-4	5-5	32-23	Raanta/Bobrovsky	14,378
56	2/15	TOR	W	36-15-05	5-2	34,38,28,71p,11	Bjorkstrand	1-4	2-2	35-33	Korpisalo/McElhinney	14,548
57	2/17	PIT	OTW	37-15-05	2-1	27,17	Dubinsky	0-3	1-1	39-39	Bobrovsky/Murray	19,188+
58	2/19	NSH	L	37-16-05	3-4	20,28,8	Ekholm	0-1	0-0	38-32	Saros/Bobrovsky	17,894
59	2/25	NYI	W	38-16-05	7-0	7,38,71,34,34,71,58	Johnson	0-2	0-0	45-24	Korpisalo/Greiss	18,183+
60	2/26	at NYR	W	39-16-05	5-2	10,13p,10,13,34	Wennberg	1-2	2-2	26-30	Bobrovsky/Lundqvist	18,006
61	2/28	at MTL	OTL	39-16-06	0-1	-	Galchenyuk	0-2	3-4	26-30	Price/Bobrovsky	21,288
62	3/2	MIN	W	40-16-06	1-0	20	Saad	0-4	4-4	40-38	Bobrovsky/Dubnyk	15,987
63	3/4	at OTT	L	40-17-06	2-3	20,89p	Smith	1-4	1-1	27-27	Anderson/Korpisalo	17,516
64	3/5	at NJD	W	41-17-06	3-0	38,28,89	Jenner	0-1	3-3	22-20	Bobrovsky/Schneider	14,054
65	3/7	NJD	W	42-17-06	2-0	28,13	Bjorkstrand	0-2	1-1	25-33	Bobrovsky/Kinkaid	15,947
66	3/10	BUF	W	43-17-06	4-3	58,71p,89p,38	Jenner	2-3	1-1	39-32	Bobrovsky/Lehner	17,530
67	3/11	at BUF	L	43-18-06	3-5	58,71,28	Kane	0-3	3-5	36-31	Lehner/Korpisalo	18,744
68	3/13	at PHI	W	44-18-06	5-3	89,13,8,17p,13	Dubinsky	1-2	7-8	29-26	Bobrovsky/Mason	19,447
69	3/16	FLA	W	45-18-06	2-1	8,34	Anderson	0-3	2-2	34-34	Bobrovsky/Reimer	14,921
70	3/18	at NYI	OTW*	46-18-06	3-2	28,34,13	Atkinson	0-0	1-1	38-22	Korpisalo/Greiss	14,007
71	3/19	at NJD	W	47-18-06	4-1	45s,38s,17,38	Jenner	0-1	2-3	27-36	Bobrovsky/Schneider	14,254
72	3/22	TOR	L	47-19-06	2-5	58,20	Nylander	0-1	2-3	34-32	Andersen/Korpisalo	16,106
73	3/23	at WSH	SOL	47-19-07	1-2	3	Oshie	0-2	3-3	30-45	Holtby/Bobrovsky	18,506
74	3/25	PHI	W	48-19-07	1-0	10	Wennberg	0-2	3-3	21-36	Bobrovsky/Mason	19,052+
75	3/28	BUF	W	49-19-07	3-1	26,13,20	Atkinson	0-3	1-2	29-42	Bobrovsky/Nilsson	14,533
76	3/30	at CAR	OTL	49-19-08	1-2	7	Hanifin	0-1	2-2	24-31	Ward/Korpisalo	11,881
77	3/31	at CHI	L	49-20-08	1-3	71	Hossa	0-4	2-3	33-24	Crawford/Bobrovsky	22,112
78	4/2	WSH	L	49-21-08	2-3	7,26	Niskanen	0-2	2-2	37-30	Holtby/Bobrovsky	18,247+
79	4/4	at PIT	L	49-22-08	1-4	17s	Hornqvist	0-1	3-3	39-27	Murray/Bobrovsky	18,632
80	4/6	WPG	L	49-23-08	4-5	71,20,20,38	Little	0-0	1-3	39-32	Comrie/Korpisalo	16,447
81	4/8	at PHI	L	49-24-08	2-4	3p,38	Voracek	1-2	2-3	22-24	Mason/Bobrovsky	19,789
82	4/9	at TOR	W	50-24-08	3-2	11, 34, 13s	Atkinson	0-2	4-4	32-32	Korpisalo/McElhinney	19,369



2015-16 FINAL STATS

General Manager: Jarmo Kekalainen | **Head Coach:** Todd Richards / John Tortorella | **Captain:** Nick Foligno

PLAYER	POS	GP	TOI	G	A	PTS	+/-	PIM	PP	SH	GW	OT	S	S%
Cam Atkinson	R	81	17:47	27	26	53	-8	22	4	2	3	1	226	11.9
Brandon Saad	L	78	17:13	31	22	53	1	14	6	0	7	0	233	13.3
Scott Hartnell	L	79	15:35	23	26	49	-11	112	10	0	1	1	150	15.3
Boone Jenner	C	82	16:24	30	19	49	-15	77	9	1	3	0	225	13.3
Brandon Dubinsky	C	75	18:45	17	31	48	-16	71	5	0	3	0	158	10.8
Alexander Wennberg	C	69	15:51	8	32	40	-1	2	1	0	1	0	97	8.2
Nick Foligno	L	72	16:53	12	25	37	-14	53	0	0	2	0	149	8.1
Seth Jones	D	40	19:38	1	10	11	-5	10	0	0	0	0	74	1.4
	NSH	41	24:27	2	18	20	-9	12	1	0	0	0	83	2.4
	CBJ	81	22:04	3	28	31	-14	22	1	0	0	0	157	1.9
	TOT	38	17:20	6	20	26	-4	25	1	0	0	0	88	6.8
Ryan Johansen +	C	65	23:10	4	21	25	-7	45	1	0	0	0	122	3.3
David Savard	D	82	22:50	4	21	25	-10	40	1	0	0	0	90	4.4
Ryan Murray	D	73	15:07	11	13	24	1	51	1	0	1	0	114	9.6
Matt Calvert	L	81	14:28	9	11	20	-9	6	0	0	1	0	108	8.3
William Karlsson *	C	60	24:10	6	8	14	-16	25	3	0	2	0	86	7.0
Jack Johnson	D	82	10:33	3	8	11	-6	78	0	0	2	0	58	5.2
Gregory Campbell	C	64	16:10	3	6	9	-6	102	0	0	0	0	69	4.3
Dalton Prout	D	32	9:30	2	7	9	5	15	0	0	0	0	32	6.3
Kerby Rychel *	L	27	15:35	1	7	8	10	21	0	0	0	0	44	2.3
Kevin Connauton +	D	12	15:58	4	4	8	6	0	0	0	1	0	25	16.0
Oliver Bjorkstrand *	R	49	10:26	3	5	8	-9	38	0	0	0	0	77	3.9
Rene Bourque	R	43	15:07	1	7	8	-3	20	0	0	0	0	40	2.5
Cody Goloubef	D	23	9:13	2	2	4	-8	23	0	0	1	0	24	8.3
David Clarkson	R	24	14:13	0	4	4	2	17	0	0	0	0	16	0.0
Justin Falk	D	12	10:41	1	3	4	0	2	0	0	0	0	11	9.1
Josh Anderson *	R	30	6:39	1	2	3	-3	61	0	0	0	0	11	9.1
Jared Boll	R	61	17:35	1	2	3	-6	28	0	0	0	0	25	4.0
Fedor Tyutin	D	16	14:32	0	2	2	-6	8	0	0	0	0	5	0.0
Andrew Bodnarchuk +	D	8	8:59	1	1	2	3	5	0	0	0	0	10	10.0
Michael Chaput	C	3	13:22	0	1	1	1	0	0	0	0	0	2	0.0
Sonny Milano *	L	1	7:32	0	0	0	0	4	0	0	0	0	2	0.0
Michael Paliotta *	D	1	14:09	0	0	0	-2	0	0	0	0	0	0	0.0
John Ramage *	D	8	17:21	0	0	0	9	0	0	0	0	0	3	0.0
Dean Kukan *	D	4	7:08	0	0	0	-2	0	0	0	0	0	3	0.0
Markus Hannikainen *	L													
TOTALS		82		213	354	567	-133	959	44	3	28	2	2,386	8.9

GOALTENDERS	GP	MIN	W	L	OT	SO	GA	SA	SV	GAA	SV%	A	PTS	PIM
Joonas Korpisalo *	31	1,803	16	11	4	0	78	969	891	2.60	.920	0	0	2
Sergei Bobrovsky	37	2,116	15	19	1	1	97	1,049	952	2.75	.908	2	2	2
Curtis McElhinney	18	835	2	7	3	0	46	417	371	3.30	.890	1	1	0
Anton Forsberg *	4	178	1	3	0	0	9	97	88	3.03	.907	0	0	0
TOTALS	82	4,932	34	40	8	1	230	2,532	2,302	2.80	.909	3	3	4

+Traded Player * Rookie

2015-16 SEASON NOTES

- Completed their 15th season in the National Hockey League with a 34-40-8 record (76 pts.), finishing eighth in the Metropolitan Division, 15th in the Eastern Conference, 27th in the NHL.
- The Jackets posted a 18-17-6 record (42 pts.) at Nationwide Arena, scoring 115 goals (2.80 per game) and allowing 126 (3.07 per game) in 41 games.
- The Blue Jackets posted a 16-23-2 record (34 pts.) on the road, scoring 98 goals (2.39 per game) and allowing 122 (2.97 per game) in 41 contests.
- Columbus scored 213 goals in 82 games to average 2.60 goals per game this season (18th-T in NHL) and allowed 248 goals in 82 games to average 3.02 goals-against per game (29th in NHL).
- The team converted 43-of-248 power play opportunities (17.3 percent), which ranked 21st in the NHL. The Blue Jackets successfully killed off 226-of-279 opponent power plays (81.0 percent), which ranked 19th in the league.
- Columbus posted 2,145 hits (26.2 per game) and 1,260 blocked shots (15.4 per game), which were the eighth-highest in the league in each category.
- John Tortorella was named head coach after Todd Richards was relieved of his duties on Oct. 21 and led the club to an 34-33-8 record. He became the 26th coach in league history to reach 1,000 games as a head coach in a 6-3 win over New Jersey on Mar. 19.
- Left wing Brandon Saad led the Blue Jackets in goals, game-winners and points (tied) after recording 31-22-53 and seven game-winners in 78 outings in his first season with the club and made his NHL All-Star Game debut at Bridgestone Arena in Nashville.
- Left wing/center Boone Jenner joined Saad as the first teammates in CBJ history to notch 30 goals in the same campaign after tallying career highs with 30-19-49 in 82 contests.
- Right wing Cam Atkinson netted 20 goals for the third-straight season and tied for the team lead in scoring, finishing with 27-26-53 in 81 games.
- Defenseman Seth Jones was acquired in a trade from Nashville on Jan. 6 and registered 2-18-20 in 41 games with Columbus.
- Rookie goaltender Joonas Korpisalo led the club in wins, goals-against average (2.60) and save percentage (.920) with a 16-11-4 record in 31 games and finished third among NHL rookie netminders in wins and save percentage (tied) and fourth in games played, shots-against and saves.

2015-16 RESULTS



GM	DATE	OPPONENT	RESULT	RECORD	SCORE	CBJ GOAL SCORERS	GWG	PP	PK	SF-SA	W/L GOALIE	ATTN
1	10/9	NYR	L	00-01-00	2-4	13,20p	Hayes	1-5	2-2	33-25	Lundqvist/Bobrovsky	19,027+
2	10/10	at NYR	L	00-02-00	2-5	19,38p	Moore	1-5	1-2	39-29	Lundqvist/Bobrovsky	18,006
3	10/12	at BUF	L	00-03-00	2-4	20p,43p	Eichel	2-3	4-7	24-33	Johnson/Bobrovsky	18,075
4	10/14	OTT	L	00-04-00	3-7	20p,38,17	Zibanejad	1-4	2-3	41-27	Anderson/Bobrovsky	13,803
5	10/16	TOR	L	00-05-00	3-6	38,71,43p	Lupul	1-4	1-1	27-34	Reimer/Bobrovsky	13,885
6	10/17	at CHI	L	00-06-00	1-4	7	Teravainen	0-2	3-5	23-30	Crawford/McElhinney	21,563
7	10/20	NYI	L	00-07-00	0-4	-	Kulemin	0-6	1-1	37-29	Halak/McElhinney	14,295
8	10/22	at MIN	L	00-08-00	2-3	41,17p	Vanek	1-2	1-2	29-23	Dubnyk/Bobrovsky	18,650
9	10/24	at COL	W	01-08-00	4-3	38,38p,27,17	Dubinsky	1-5	5-6	36-34	Bobrovsky/Varlamov	18,007
10	10/27	at NJD	W	02-08-00	3-1	38,13,43	Atkinson	0-3	3-4	14-24	Bobrovsky/Schneider	12,847
11	10/30	at WSH	L	02-09-00	1-2	11	Oshie	0-3	2-2	30-28	Holtby/Bobrovsky	18,506
12	10/31	WPG	L	02-10-00	2-3	20,43	Wheeler	0-5	2-3	21-27	Pavelec/Bobrovsky	12,860
13	11/3	at SJS	W	03-10-00	5-2	20p,43,38,27,11	Jenner	1-2	4-4	24-43	Bobrovsky/Jones	15,491
14	11/5	at LAK	W	04-10-00	3-2	13p,17,9	Campbell	1-4	3-4	25-33	Bobrovsky/Quick	18,230
15	11/6	at ANA	L	04-11-00	2-4	43,43	Manson	0-2	2-3	36-34	Andersen/McElhinney	17,174
16	11/10	VAN	L	04-12-00	3-5	38p,7p,13s	Sutter	2-3	3-3	45-30	Markstrom/Bobrovsky	14,148
17	11/13	at PIT	W	05-12-00	2-1	43,20p	Saad	1-4	6-6	28-29	Bobrovsky/Fleury	18,610
18	11/14	ARI	W	06-12-00	5-2	25,19p,38p,25,20	Jenner	2-4	5-5	21-29	Bobrovsky/Smith	13,702
19	11/17	STL	W	07-12-00	3-1	29,20,20	Saad	0-4	2-2	38-20	Bobrovsky/Elliott	12,161
20	11/19	at OTT	L	07-13-00	0-3	-	Karlsson	0-3	4-5	25-29	Anderson/McElhinney	16,925
21	11/20	NSH	W	08-13-00	4-0	9,19,38,43	Campbell	0-1	3-3	18-39	Bobrovsky/Rinne	13,584
22	11/22	SJS	L	08-14-00	3-5	19,38,13	Dillon	0-3	4-5	31-29	Stalock/Bobrovsky	13,397
23	11/25	at NJD	W	09-14-00	2-1	25,11	Calvert	0-2	5-5	25-28	Bobrovsky/Schneider	13,567
24	11/27	PIT	OTW	10-14-00	2-1	19,13	Atkinson	0-4	3-4	43-25	Bobrovsky/Fleury	18,205+
25	11/28	at STL	L	10-15-00	1-3	19	Upshall	0-1	2-3	24-32	Allen/Bobrovsky	19,227
26	12/1	at MTL	L	10-16-00	1-2	71	Pacioretty	0-1	3-4	23-26	Condon/Bobrovsky	21,288
27	12/4	FLA	SOL	10-16-01	1-2	39	Barkov	0-4	2-2	23-32	Montoya/Bobrovsky	14,062
28	12/5	at PHI	W	11-16-01	4-1	71,7,71,43p	Johnson	1-3	2-2	34-28	Bobrovsky/Mason	18,202
29	12/8	LAK	OTL	11-16-02	2-3	43p,11	Martinez	1-2	3-3	23-41	Quick/McElhinney	15,633
30	12/10	at WPG	L	11-17-02	4-6	38,43p,13,13	Perreault	1-4	2-3	29-35	Hellesbueck/McElhinney	15,294
31	12/12	NYI	OTL	11-17-03	2-3	20,13	Okposo	0-0	2-3	30-19	Halak/McElhinney	12,342
32	12/14	TBL	L	11-18-03	1-2	17	Boyle	0-2	2-2	26-29	Bishop/Korpisalo	12,494
33	12/15	at DAL	L	11-19-03	1-5	43p	Goligowski	1-2	3-3	35-34	Lehtonen/Korpisalo	18,232
34	12/17	at ARI	W	12-19-03	7-5	20,11,41,13,71,23,17	Clarkson	0-1	2-3	21-32	McElhinney/Dominique	11,120
35	12/19	PHI	SOW	13-19-03	3-2	20,27p	Dubinsky	1-6	2-2	37-32	Korpisalo/Mason	14,030
36	12/21	at PIT	L	13-20-03	2-5	41,38	Kessel	0-3	2-4	24-35	Murray/Korpisalo	18,602
37	12/26	at TBL	L	13-21-03	2-5	18,43	Stamkos	0-3	5-8	32-25	Bishop/Korpisalo	19,092
38	12/27	at FLA	L	13-22-03	2-3	20,13p	Barkov	1-4	6-6	17-32	Luongo/McElhinney	16,902
39	12/29	DAL	W	14-22-03	6-3	38,4,11,20,43,18	Saad	0-2	3-3	33-43	McElhinney/Niemi	15,836
40	1/2	WSH	SOW	15-22-03	5-4	7p,20,7p,20	Johansen	2-3	4-6	29-33	Forsberg/Holtby	17,170
41	1/5	MIN	L	15-23-03	2-4	13,71	Parise	0-1	2-2	31-33	Dubnyk/Forsberg	12,411
42	1/8	at CAR	L	15-24-03	1-4	17p	Lindholm	1-5	3-4	36-29	Ward/Forsberg	14,241
43	1/9	CAR	OTL	15-24-04	3-4	13s,41,34	J. Staal	0-2	3-4	24-30	Ward/Korpisalo	16,532
44	1/12	at NYI	L	15-25-04	2-5	25,58	Nelson	0-6	7-8	20-33	Greiss/Forsberg	13,115
45	1/13	at TOR	W	16-25-04	3-1	38,41,17p	Wennberg	1-2	3-3	22-42	Korpisalo/Reimer	18,903
46	1/16	COL	W	17-25-04	2-1	17,7	Johnson	0-3	3-3	21-30	Korpisalo/Pickard	17,776
47	1/19	WSH	L	17-26-04	3-6	21,38p,27	Backstrom	1-3	0-2	35-28	Holtby/Bobrovsky	12,291
48	1/21	CGY	L	17-27-04	2-4	43,17	Gaudreau	0-1	0-0	29-27	Ramo/Korpisalo	12,492
49	1/23	at BOS	SOL	17-27-05	2-3	47,21	Spooner	0-4	5-5	33-34	Gustavsson/Korpisalo	17,565
50	1/25	MTL	W	18-27-05	5-2	13,13,20,20,13	Saad	0-2	2-3	25-34	Korpisalo/Condon	11,927
51	1/26	at MTL	W	19-27-05	5-2	38p,43p,17,13,20	Dubinsky	2-3	5-6	26-30	Korpisalo/Scrivens	21,288
52	2/2	at EDM	L	19-28-05	1-5	11	McDavid	0-5	1-3	37-35	Talbot/Korpisalo	16,839
53	2/4	at VAN	SOW	20-28-05	2-1	43p	Wennberg	1-3	2-3	28-38	Korpisalo/Miller	18,199
54	2/5	at CGY	W	21-28-05	2-1	25,25	Karlsson	0-0	1-1	18-31	Korpisalo/Ramo	19,289
55	2/9	NYI	SOL	21-28-06	2-3	13,17	Clutterbuck	0-1	1-2	31-46	Halak/Korpisalo	14,303
56	2/11	ANA	SOW	22-28-06	4-3	25,20,17p	Atkinson	1-4	2-2	34-27	Korpisalo/Andersen	12,117
57	2/13	OTT	W	23-28-06	4-2	38,13,20,38	Saad	0-2	2-3	40-35	Korpisalo/Anderson	16,164
58	2/16	BOS	OTL	23-28-07	1-2	41	Eriksson	0-3	4-4	29-30	Rask/Korpisalo	13,140
59	2/19	BUF	L	23-29-07	0-4	-	McGinn	0-6	4-5	38-35	Lehner/Korpisalo	14,923
60	2/22	at BOS	W	24-29-07	6-4	38p,38,25,43p,20,47	Saad	2-3	2-2	35-30	Korpisalo/Gustavsson	17,565
61	2/23	at DET	SOL	24-29-08	1-2	38	Sheahan	0-3	1-1	29-28	Mrazek/McElhinney	20,027
62	2/25	NJD	W	25-29-08	6-1	71,71,20,71,17p,18	Foligno	1-2	4-4	24-26	Korpisalo/Schneider	12,590
63	2/27	FLA	SOW	26-29-08	4-3	43,3p,20	Dubinsky	1-4	5-6	25-31	Korpisalo/Luongo	15,400
64	2/29	at NYR	L	26-30-08	1-2	13	Stepan	0-1	1-1	27-23	Raanta/Korpisalo	18,006
65	3/4	EDM	W	27-30-08	6-3	13,58,51,38p,43,58	Jenner	1-3	2-3	27-36	Korpisalo/Brossoit	15,010
66	3/5	at PHI	L	27-31-08	0-6	-	Raffl	0-2	4-4	19-36	Mason/McElhinney	19,645
67	3/8	DET	W	28-31-08	5-3	58p,23,38,13p,13	Atkinson	2-5	4-5	32-35	Korpisalo/Howard	14,426
68	3/11	PIT	L	28-32-08	2-3	9,13	Hagelin	0-2	2-3	27-31	Fleury/Bobrovsky	18,205+
69	3/13	TBL	L	28-33-08	0-4	-	Stamkos	0-5	3-3	37-37	Bishop/Bobrovsky	14,701
70	3/17	DET	L	28-34-08	1-3	41p	Zetterberg	1-3	3-3	28-22	Howard/Bobrovsky	14,415
71	3/19	NJD	W	29-34-08	6-3	13p,3,38,28,25,28	Bjorkstrand	1-4	2-4	34-30	Bobrovsky/Danis	14,447
72	3/20	at NJD	L	29-35-08	1-2	40	Smith-Pelly	0-3	3-3	28-22	Wedgewood/Korpisalo	15,146
73	3/22	PHI	SOW	30-35-08	3-2	38s,13	Jenner	0-4	4-5	53-33	Bobrovsky/Mason	16,230
74	3/24	CAR	L	30-36-08	2-3	11,38	Lindholm	0-3	1-1	44-24	Lack/Bobrovsky	16,031
75	3/26	at NSH	L	30-37-08	1-5	38	Ekholm	0-1	2-3	19-48	Rinne/Korpisalo	17,113
76	3/28	at WSH	L	30-38-08	1-4	13	Wilson	0-3	4-5	22-40	Holtby/Bobrovsky	18,506
77	3/31	at NYI	L	30-39-08	3-4	17,20p,38,27	Lee	1-3	1-2	24-27	Greiss/Bobrovsky	13,857
78	4/2	at CAR	W	31-39-08	5-1	20,20,20,38p,28	Saad	1-4	2-2	27-27	Korpisalo/Lack	11,542
79	4/4	NYR	L	31-40-08	2-4	71,71	Zuccarello	0-4	1-1	29-30	Lundqvist/Korpisalo	15,951
80	4/6	at TOR	W	32-40-08	5-1	20,17,28,11,17	Dubinsky	0-2	2-2	32-27	Bobrovsky/Sparks	18,837
81	4/8	at BUF	W	33-40-08	4-1	11p,71,47,20	Foligno	1-2	3-4	30-35	Korpisalo/Kasdorf	19,070
82	4/9	CHI	OTW	34-40-08	5-4	43,11,20,41,43p	Hartnell	1-2	4-5	25-26	Bobrovsky/Crawford	19,177+



2014-15 FINAL STATS

General Manager: Jarmo Kekalainen | **Head Coach:** Todd Richards | **Captain:** None

PLAYER	POS	GP	TOI	G	A	PTS	+/-	PIM	PP	SH	GW	OT	S	S%
Nick Foligno	LW	79	18:49	31	42	73	16	50	11	0	3	1	182	17.0
Ryan Johansen	C	82	19:30	26	45	71	-6	40	7	2	0	0	202	12.9
Scott Hartnell	LW	77	17:17	28	32	60	1	100	8	0	2	0	204	13.7
Cam Atkinson	RW	78	16:59	22	18	40	-2	22	7	1	7	0	212	10.4
Jack Johnson	D	79	24:09	8	32	40	-13	44	3	0	1	1	141	5.7
Brandon Dubinsky	C	47	18:03	13	23	36	11	43	0	1	1	0	100	13.0
David Savard	D	82	22:56	11	25	36	0	71	3	0	3	0	112	9.8
James Wisniewski +	D	56	21:24	8	21	29	-10	34	7	0	2	0	127	6.3
Artem Anisimov	C	52	16:22	7	20	27	-6	8	0	0	2	1	88	8.0
Matt Calvert	LW	56	15:59	13	10	23	1	28	0	0	3	0	93	14.0
Marko Dano *	C	35	13:15	8	13	21	12	14	0	0	1	0	84	9.5
Kevin Connauton	D	DAL	8	12:05	0	2	2	4	0	0	0	0	10	0.0
		CBJ	54	16:49	9	10	19	1	29	0	4	1	86	10.5
		TOT	62	16:12	9	12	21	5	35	0	4	1	96	9.4
Alexander Wennberg *	C	68	15:37	4	16	20	-19	22	1	0	0	0	85	4.7
Boone Jenner	C	31	18:16	9	8	17	-5	12	2	0	2	0	83	10.8
Fedor Tyutin	D	67	19:55	3	12	15	8	40	0	0	0	0	56	5.4
David Clarkson	RW	TOR	58	13:52	10	5	15	92	1	0	1	0	93	10.8
		CBJ	3	12:18	0	0	0	14	0	0	0	0	2	0.0
		TOT	61	13:47	10	5	15	106	1	0	1	0	95	10.5
Rene Bourque	RW	MTL	13	12:20	0	2	2	6	0	0	0	0	18	0.0
		ANA	30	12:07	2	6	8	12	1	0	0	0	44	4.5
		CBJ	8	14:59	4	0	4	4	1	0	1	1	23	17.4
		TOT	51	12:38	6	8	14	22	2	0	1	1	85	7.1
Mark Letestu	C	54	13:20	7	6	13	-9	0	0	1	1	0	63	11.1
Cody Goloubef *	D	36	15:33	0	9	9	12	19	0	0	0	0	23	0.0
Jack Skille	RW	45	12:31	6	2	8	-18	16	0	0	0	0	95	6.3
Corey Tropp	RW	61	8:45	1	7	8	-14	76	0	0	0	0	22	4.5
Dalton Prout	D	63	18:24	0	8	8	-14	85	0	0	0	0	64	0.0
Jeremy Morin	LW	CHI	15	7:44	0	0	0	15	0	0	0	0	28	0.0
		CBJ	28	11:31	2	4	6	13	0	0	0	0	45	4.4
		TOT	43	10:11	2	4	6	28	0	0	0	0	73	2.7
Tim Erixon +	D	19	16:57	1	5	6	-3	4	1	0	0	0	20	5.0
Jared Boll	RW	72	7:16	1	4	5	-13	109	0	0	0	0	28	3.6
Michael Chaput *	C	33	10:11	1	4	5	-8	21	0	0	0	0	23	4.3
Brian Gibbons	C	25	13:49	0	5	5	2	8	0	0	0	0	21	0.0
William Karlsson *	C	ANA	18	12:08	2	1	3	2	0	0	1	0	24	8.3
		CBJ	3	12:46	1	1	2	0	0	0	0	0	5	20.0
		TOT	21	12:13	3	2	5	2	0	0	1	0	29	10.3
Jordan Leopold +	D	STL	7	13:04	0	0	0	2	0	0	0	0	1	0.0
		CBJ	18	17:14	1	2	3	9	1	0	0	0	21	4.8
		TOT	25	16:04	1	2	3	11	1	0	0	0	22	4.5
Ryan Murray	D	12	18:54	1	2	3	1	8	1	0	0	0	8	12.5
Kerby Rychel *	LW	5	10:41	0	3	3	3	2	0	0	0	0	4	0.0
Justin Falk	D	MIN	13	10:41	0	0	0	7	0	0	0	0	10	0.0
		CBJ	5	15:13	1	1	2	7	0	0	0	0	8	12.5
		TOT	18	10:49	1	1	2	14	0	0	0	0	18	5.6
Sean Collins *	C	8	10:20	0	2	2	0	2	0	0	0	0	4	0.0
Adam Cracknell +	RW	17	9:56	0	1	1	-8	2	0	0	0	0	17	0.0
Josh Anderson *	RW	6	13:27	0	1	1	-1	2	0	0	0	0	10	0.0
Frédéric St-Denis	D	4	13:17	0	1	1	-1	0	0	0	0	0	2	0.0
Dana Tyrell	C	3	6:56	0	0	0	-1	0	0	0	0	0	1	0.0
Luke Adam	C	3	6:26	0	0	0	0	4	0	0	0	0	0	0.0
Ryan Craig	C	2	7:16	0	0	0	0	0	0	0	0	0	2	0.0
TOTALS		82		227	395	622	-93	962	53	5	33	5	2,366	9.6

GOALTENDERS	GP	MIN	W	L	OT	SO	GA	SA	SV	GAA	SV%	A	PTS	PIM
Sergei Bobrovsky	51	2,994	30	17	3	2	134	1,632	1,498	2.68	.918	2	2	4
Curtis McElhinney	32	1,710	12	14	2	0	82	949	867	2.88	.913	0	0	0
Anton Forsberg	5	256	0	4	0	0	20	149	129	4.69	.866	0	0	0
TOTALS	82	4,960	42	35	5	2	236	2,730	2,494	2.85	.914	2	2	4

+Traded Player *Rookie

2014-15 SEASON NOTES

- Completed their 14th season in the National Hockey League with a 42-35-5 record (93 pts.), finishing fifth in the Metropolitan Division, 11th in the Eastern Conference, 23rd in the NHL.
- The Blue Jackets posted a 19-20-2 record (40 pts.) at Nationwide Arena, scoring 112 goals (2.73 per game) and allowing 132 (3.22 per game) in 41 games.
- The Blue Jackets posted a 23-15-3 record (49 pts.) on the road, scoring 115 goals (2.80 per game) and allowing 116 (2.83 per game) in 41 games and setting a club record for road wins and points in a season for the second consecutive campaign (21-17-3, 43 pts. in 2013-14).
- The Blue Jackets scored 227 goals in 82 games to average 2.77 goals per game this season (12th-T in NHL) and setting a franchise record (226 in 2013-14) for the second consecutive season.
- Columbus converted 53-of-244 power play opportunities (21.7 percent), which ranked fifth in the NHL and was the best percentage in club history.
- The club led the NHL with a franchise-record 508 man-games lost due to injury.
- The Jackets went 15-1-1 in the final 17 games and set club records with a nine-game win streak from Mar. 18-Apr. 4 and a 13-game regulation unbeaten streak (12-0-1) from Mar. 18 through the end of the campaign.
- The Blue Jackets and the city of Columbus hosted the 2015 NHL All-Star Weekend from Jan. 22-25.
- Left wing Nick Foligno became the fourth player in Blue Jackets history to reach the 30-goal plateau and was one of four players to hit the 70-point mark after posting career-high 31-42-73, 50 penalty minutes and a +16 plus/minus rating in 79 games.
- Center Ryan Johansen joined Foligno as the first teammates in CBJ history to post 70 points in the same season as he collected 26-45-71 in 82 games.

2014-15 RESULTS



GM	DATE	OPPONENT	RESULT	RECORD	SCORE	CBJ GOAL SCORERS	GWG	PP	PK	SF-SA	W/L GOALIE	ATTN
1	10/9	at BUF	W	01-00-00	3-1	10,13p,42	Atkinson	1-4	1-1	40-22	Bobrovsky/Enroth	18,215
2	10/11	NYR	W	02-00-00	5-2	42,71,13,56,13	Atkinson	0-4	3-3	24-26	Bobrovsky/Talbot	18,922+
3	10/14	DAL	L	02-01-00	2-4	19,19p	Seguin	1-4	1-1	35-35	Lehtonen/Bobrovsky	15,995
4	10/17	CGY	W	03-01-00	3-2	10,19p,11	Calvert	1-5	4-4	26-31	Bobrovsky/Ramo	15,987
5	10/18	at OTT	L	03-02-00	2-3	71,58	Hoffman	0-3	2-2	40-35	Lehner/Bobrovsky	18,994
6	10/23	at SJS	W	04-02-00	5-4	19,55s,19,71p,55	Letestu	1-5	4-5	28-37	Bobrovsky/Niemi	17,562
7	10/24	at ANA	L	04-03-00	1-4	43p	Vatanen	1-4	2-4	17-34	Gibson/Bobrovsky	15,778
8	10/26	at LAK	L	04-04-00	2-5	20p,55	King	1-3	3-4	24-27	Quick/Bobrovsky	18,230
9	10/28	OTT	L	04-05-00	2-5	58p,13	Karlsson	1-6	2-4	38-34	Lehner/McElhinney	14,749
10	10/31	TOR	L	04-06-00	1-4	13p	Clarkson	1-4	1-2	29-27	Bernier/McElhinney	14,479
11	11/1	at NJD	L	04-07-00	2-3	10,71p	Larsson	1-4	4-6	34-29	Schneider/Forsberg	13,542
12	11/4	CAR	L	04-08-00	2-4	71p,71	Faulk	1-3	6-6	19-37	Ward/McElhinney	15,638
13	11/7	at CAR	OTL	04-08-01	2-3	43,43	Lindholm	0-4	6-7	31-35	Ward/McElhinney	11,540
14	11/8	TBL	L	04-09-01	4-7	43p,43p,19,71p	Callahan	3-5	1-3	32-38	Nabokov/McElhinney	14,892
15	11/11	at WSH	L	04-10-01	2-4	13,58	Ovechkin	0-4	4-5	26-32	Holtby/McElhinney	18,506
16	11/14	at PHI	W	05-10-01	4-3	21p,71p,71,21p	Wisniewski	3-4	1-3	38-27	McElhinney/Mason	19,789
17	11/15	SJS	W	06-10-01	2-1	58,13p	Atkinson	1-3	3-3	28-37	Bobrovsky/Niemi	15,950
18	11/18	DET	L	06-11-01	0-5	-	Tatar	0-3	3-5	28-40	Howard/Bobrovsky	15,438
19	11/21	BOS	SOL	06-11-02	3-4	19,71,7	Khoklachev	0-2	1-1	28-41	Svedberg/Bobrovsky	15,030
20	11/22	at PHI	L	06-12-02	2-4	38p,11	Simmonds	1-3	3-4	22-37	Mason/Bobrovsky	19,846
21	11/25	WPG	L	06-13-02	2-4	3p,19	Ladd	1-5	2-4	34-32	Hutchinson/Bobrovsky	13,745
22	11/28	VAN	L	06-14-02	0-5	20	Higgins	0-3	2-2	31-30	Miller/Bobrovsky	14,121
23	11/29	at NSH	L	06-15-02	1-2	19p	Wilson	1-4	4-4	22-42	Rinne/McElhinney	16,548
24	12/1	FLA	W	07-15-02	2-1	11,38	Jenner	0-2	2-3	23-25	Bobrovsky/Montoya	12,309
25	12/4	at FLA	SOW	08-15-02	4-3	71,13,38	Johansen	0-1	4-5	20-55	Bobrovsky/Luongo	7,788
26	12/6	at TBL	W	09-15-02	3-1	38,58p,10	Savard	1-4	2-2	20-34	Bobrovsky/Bishop	17,467
27	12/9	PHI	OTW	10-15-02	3-2	38p,43p,4	Connauton	2-4	3-4	24-21	Bobrovsky/Mason	14,196
28	12/11	at WSH	OTW	11-15-02	3-2	71,4,71p	Foligno	1-3	5-6	23-41	Bobrovsky/Holtby	18,506
29	12/13	PIT	SOW	12-15-02	4-3	71p,38,7	Johansen	1-5	4-4	27-36	Bobrovsky/Greiss	18,663+
30	12/16	at DET	SOW	13-15-02	1-0	-	Jenner	0-3	1-1	29-30	Bobrovsky/Howard	20,027
31	12/18	WSH	OTL	13-15-03	4-5	7p,71p,71,39	Fehr	2-4	3-3	26-36	Holtby/Bobrovsky	13,722
32	12/20	CHI	SOW	14-15-03	3-2	10,4	Johnson	0-2	4-4	19-41	Bobrovsky/Crawford	18,164+
33	12/22	NSH	L	14-16-03	1-5	41p	Smith	1-2	4-4	31-35	Rinne/Bobrovsky	14,573
34	12/27	BOS	W	15-16-03	6-2	43,43,4,71p,11,9	Connauton	1-2	3-3	30-28	McElhinney/Svedberg	16,795
35	12/31	MIN	W	16-16-03	3-1	4,58p,19	Savard	1-2	3-4	26-29	Bobrovsky/Kuemper	18,040
36	1/3	at ARI	L	16-17-03	3-6	51,21p,19	Hanzal	1-3	1-4	26-34	Smith/Bobrovsky	13,159
37	1/4	at COL	W	17-17-03	4-3	17,17,19,58	Savard	0-3	4-4	27-29	McElhinney/Varlamov	14,780
38	1/6	at DAL	W	18-17-03	4-2	21,19p,4,55	Connauton	1-5	5-5	20-26	Bobrovsky/Lindback	17,123
39	1/9	at TOR	L	18-18-03	2-5	19,19p	Kessel	1-2	2-4	20-32	Bernier/Bobrovsky	18,965
40	1/10	NYI	L	18-19-03	2-5	7p,71	Lee	1-3	6-6	18-40	Johnson/Bobrovsky	16,589
41	1/14	MTL	L	18-20-03	2-3	4,19p	Pacioretty	1-1	4-7	16-31	Price/Bobrovsky	14,964
42	1/16	NYR	L	18-21-03	1-2	43	Kreider	0-3	1-1	36-26	Lundqvist/Bobrovsky	16,104
43	1/17	at BOS	W	19-21-03	3-1	19p,11,11	Calvert	1-3	2-2	31-35	McElhinney/Rask	17,565
44	1/19	at MIN	W	20-21-03	3-1	17,21p,43	Wisniewski	1-2	3-4	23-26	Bobrovsky/Dubnyk	19,064
45	1/21	at WPG	L	20-22-03	0-4	-	Wheeler	0-4	3-3	29-29	Hutchinson/Bobrovsky	15,016
46	1/27	WSH	W	21-22-03	4-3	55,19,51,13	Atkinson	0-5	3-3	30-28	McElhinney/Holtby	16,514
47	1/29	at FLA	L	21-23-03	2-3	7,41	Bergenheim	0-2	3-3	33-31	Luongo/McElhinney	7,917
48	1/31	at TBL	L	21-24-03	1-3	19	Paquette	0-3	4-4	35-34	Bishop/McElhinney	18,477
49	2/3	ARI	L	21-25-03	1-4	21p	Ekman-Larsson	1-3	1-3	31-29	Smith/Forsberg	14,108
50	2/6	STL	W	22-25-03	7-1	71,13,19s,26,71,11,43	Atkinson	0-0	3-4	33-33	McElhinney/Elliott	16,321
51	2/7	at OTT	W	23-25-03	4-1	13,71,43,55	Foligno	0-1	3-3	33-35	McElhinney/Lehner	16,891
52	2/9	LAK	L	23-26-03	3-4	10,43,58	Brown	0-1	1-1	26-44	Quick/McElhinney	14,703
53	2/13	PHI	OTW	24-26-03	4-3	17,40,13,42	Anisimov	0-1	2-3	33-25	McElhinney/Emery	16,403
54	2/14	at NYI	L	24-27-03	3-6	17,13,71	Nielsen	0-4	4-4	37-46	Halak/Forsberg	15,678
55	2/17	at PHI	W	25-27-03	5-2	21p,19,11,17,11	Calvert	1-1	2-2	25-44	McElhinney/Emery	19,082
56	2/19	at PIT	W	26-27-03	2-1	43,17s	Dubinsky	0-4	2-2	30-30	McElhinney/Fleury	18,597
57	2/21	at MTL	L	26-28-03	1-3	71	Pacioretty	0-4	2-3	32-24	Price/McElhinney	21,286
58	2/22	at NYR	SOL	26-28-04	3-4	56,42,58	Nash	0-3	4-4	30-37	Talbot/McElhinney	18,006
59	2/24	BUF	L	26-29-04	2-4	11,4	Pysyk	0-4	2-3	47-31	Neuvirth/Forsberg	13,671
60	2/26	MTL	L	26-30-04	2-5	17,56	Pacioretty	0-2	2-2	27-27	Price/McElhinney	12,357
61	2/28	NJD	L	26-31-04	0-2	-	Greene	0-3	4-4	33-19	Schneider/McElhinney	17,814
62	3/1	at PIT	L	26-32-04	3-5	21p,19s,71	Pouliot	1-3	3-6	25-41	Fleury/McElhinney	18,581
63	3/3	WSH	L	26-33-04	3-5	58,43,43p	Ovechkin	1-2	1-2	30-33	Holtby/Bobrovsky	12,915
64	3/6	at NJD	W	27-33-04	3-2	44,17,56	Dano	0-2	4-5	24-23	Bobrovsky/Schneider	16,213
65	3/7	COL	L	27-34-04	0-4	-	Iginla	0-2	4-6	44-33	Varlamov/McElhinney	16,599
66	3/10	at CAR	SOW	28-34-04	4-3	32p,43p,43p,19	Johansen	3-5	2-4	32-32	Bobrovsky/Ward	10,418
67	3/12	at DET	W	29-34-04	3-1	51,43,13p	Hartnell	1-3	5-6	26-42	Bobrovsky/Howard	20,027
68	3/13	EDM	SOW	30-34-04	5-4	56,13p,42,43	Wennberg	1-4	2-5	31-35	Bobrovsky/Scrivens	14,317
69	3/15	CAR	L	30-35-04	2-3	71p,43	Malone	1-4	5-6	24-27	Khudobin/Bobrovsky	15,258
70	3/18	at EDM	SOW	31-35-04	4-3	58, 19, 55	Wennberg	0-1	5-6	20-47	McElhinney/Scrivens	16,839
71	3/19	at VAN	W	32-35-04	6-2	32,56,13p,56,43,41	Atkinson	1-1	2-2	33-40	Bobrovsky/Lack	18,668
72	3/21	at CGY	OTW	33-35-04	3-2	32,42,32	Bourque	0-0	4-5	26-40	Bobrovsky/Ramo	19,289
73	3/24	ANA	W	34-35-04	5-3	43p,19,43,71,43	Foligno	1-3	4-5	27-40	Bobrovsky/Gibson	14,044
74	3/27	at CHI	W	35-35-04	5-2	19,13,4,13s,13	Connauton	0-1	5-5	27-33	Bobrovsky/Crawford	22,187
75	3/28	at STL	W	36-35-04	4-2	20,7p,38,13	Jenner	1-2	5-6	17-31	Bobrovsky/Elliott	19,431
76	3/31	NJD	OTW	37-35-04	3-2	71p,17,7	Johnson	1-4	1-2	31-26	Bobrovsky/Schneider	14,524
77	4/2	NYI	SOW	38-35-04	4-3	17,7,19	Letestu	0-2	2-2	39-28	Bobrovsky/Halak	15,361
78	4/4	PIT	W	39-35-04	5-3	71,11,71,43,71	Hartnell	0-3	3-3	35-36	Bobrovsky/Fleury	18,513+
79	4/6	at NYR	OTL	39-35-05	3-4	11,56,17	Stepan	0-3	3-3	32-42	Lundqvist/Bobrovsky	18,006
80	4/8	TOR	W	40-35-05	5-0	42,38,43,27p,9	Anisimov	1-2	4-4	33-35	Bobrovsky/Reimer	15,631
81	4/10	BUF	W	41-35-05	4-2	71,11,13,38	Atkinson	0-1	2-3	40-25	Bobrovsky/Lindback	17,855
82	4/11	at NYI	SOW	42-35-05	5-4	13p,17,41,43	Atkinson	1-3	3-3	37-52	McElhinney/Halak	16,170



2013-14 FINAL STATS

General Manager: Jarmo Kekalainen | **Head Coach:** Todd Richards | **Captain:** None

PLAYER	POS	GP	TOI	G	A	PTS	+/-	PIM	PP	SH	GW	OT	S	S%
Ryan Johansen	C	82	17:38	33	30	63	3	43	7	0	5	2	237	13.9
James Wisniewski	D	75	22:37	7	44	51	0	61	3	0	1	0	166	4.2
Brandon Dubinsky	C	76	18:46	16	34	50	5	98	4	2	2	0	189	8.5
Cam Atkinson	R	79	15:47	21	19	40	-4	18	4	1	5	0	216	9.7
Artem Anisimov	C	81	16:35	22	17	39	-2	20	3	2	5	0	162	13.6
Nick Foligno	L	70	16:03	18	21	39	5	96	3	0	5	0	111	16.2
R.J. Umberger	L	74	16:10	18	16	34	-3	26	8	1	3	0	136	13.2
Mark Letestu	C	82	14:41	12	22	34	1	20	5	1	1	0	122	9.8
Jack Johnson	D	82	24:40	5	28	33	-7	48	4	0	0	0	147	3.4
Boone Jenner *	C	72	14:04	16	13	29	6	45	4	0	5	0	127	12.6
Fedor Tyutin	D	69	21:24	4	22	26	6	44	1	0	0	0	87	4.6
Matt Calvert	L	56	16:06	9	15	24	-1	53	2	0	1	0	90	10.0
Ryan Murray *	D	66	19:52	4	17	21	4	10	3	0	0	0	62	6.5
Nathan Horton	R	36	15:27	5	14	19	-3	24	2	0	2	0	48	10.4
Derek MacKenzie	C	71	11:15	9	9	18	0	47	0	2	0	0	70	12.9
Blake Comeau	L	61	12:03	5	11	16	-2	36	0	0	0	0	107	4.7
David Savard	D	70	17:49	5	10	15	2	28	1	0	1	0	63	7.9
Nikita Nikitin	D	66	17:06	2	13	15	9	20	0	0	1	1	95	2.1
Marian Gaborik +	R	22	16:24	6	8	14	0	6	0	0	0	0	47	12.8
Corey Tropp	R	BUF	9	10:29	0	1	1	-8	0	0	0	0	7	0.0
		CBJ	44	8:37	2	8	10	11	37	0	0	0	28	7.1
		TOT	53	8:56	2	9	11	3	37	0	0	0	35	5.7
Dalton Prout	D	49	17:12	2	4	6	-7	37	0	0	0	0	56	3.6
Jack Skille	R	16	8:39	4	0	4	2	6	0	0	1	0	23	17.4
Jared Boll	R	28	7:37	1	1	2	-6	62	0	0	0	0	12	8.3
Nick Schultz	D	EDM	60	16:58	0	4	4	-11	24	0	0	0	27	0.0
		CBJ	9	11:54	0	1	1	-2	4	0	0	0	8	0.0
		TOT	69	16:19	0	5	5	-13	28	0	0	0	35	0.0
Matt Frattin	R	4	12:21	0	1	1	2	0	0	0	0	0	1	0.0
Michael Chaput *	C	17	8:53	0	1	1	0	2	0	0	0	0	6	0.0
Sean Collins *	C	6	8:10	0	1	1	1	0	0	0	0	0	6	0.0
Tim Erixon	D	2	14:20	0	0	0	2	2	0	0	0	0	1	0.0
Cody Goloubef *	D	5	9:49	0	0	0	0	2	0	0	0	0	4	0.0
Ryan Craig	C	6	7:01	0	0	0	-3	0	0	0	0	0	4	0.0
Cody Bass	C	1	2:43	0	0	0	0	5	0	0	0	0	0	0.0
TOTALS		82		226	380	606	19	900	54	9	38	3	2,341	9.7

GOALTENDERS	GP	MIN	W	L	OT	SO	GA	SA	SV	GAA	SV%	A	PTS	PIM
Sergei Bobrovsky	58	3,299	32	20	5	5	131	1,699	1,568	2.38	.923	1	1	2
Curtis McElhinney	28	1,423	10	11	1	2	64	703	639	2.70	.909	1	1	0
Mike McKenna	4	219	1	1	1	0	11	114	103	3.01	.904	0	0	0
TOTALS	82	4,941	43	32	7	7	206	2,516	2,310	2.50	.918	2	2	2

+Traded Player * Rookie

2013-14 SEASON NOTES

- Completed their 13th season in the National Hockey League with a 43-32-7 record (93 pts.), finishing fourth in the Metropolitan Division, seventh in the Eastern Conference, 14th in the NHL and qualifying for the Stanley Cup Playoffs for the second time in franchise history (2008-09).
- The Blue Jackets posted a 22-15-4 record (48 pts.) at Nationwide Arena, scoring 128 goals (3.12 per game) and allowing 103 (2.51 per game) in 41 games.
- The Blue Jackets posted a 21-17-3 record (45 pts.) on the road, scoring 98 goals (2.51 per game) and allowing 111 (2.71 per game) in 41 games and setting a club record for road wins and points in a season (17-16-8, 42 pts. in 2010-11).
- The Blue Jackets scored 226 goals in 82 games to average 2.76 goals per game this season (12th in NHL) and setting a franchise record (220 in 2008-09).
- Columbus converted 54-of-280 power play opportunities (19.3 percent), which ranked 11th in the NHL and was the best percentage in club history (56-of-308/18.2 pct. in 2009-10).
- Goaltender Sergei Bobrovsky went 32-20-5 with a 2.38 goals-against average, .923 save percentage and five shutouts in 58 games in 2013-14, setting career highs in wins and shutouts.
- Center Ryan Johansen became the third player in Blue Jackets history to reach the 30-goal plateau (Rick Nash, Geoff Sanderson) as he collected 33-30-63 with 43 PIM and a +3 plus/minus rating in 82 games this season. He led the club in goals (ranked 11th-T in the NHL and tied for the 5th-highest total in CBJ history), points, shots on goal (237), face-off wins (692), first goals (8), multi-point games (16) and game-winning goals (5, tied) and ranked second with seven power play goals.
- Defenseman James Wisniewski registered 7-44-51 with 61 PIM and an even plus/minus rating in 75 games to set a new franchise record for points and assists by a blueliner.
- Center Boone Jenner tallied 16-13-29, 45 PIM and was +5 in 72 games this season, scoring the second-most goals by a rookie in Blue Jackets history.

2013-14 RESULTS



GM	DATE	OPPONENT	RESULT	RECORD	SCORE	CBJ GOAL SCORERS	GWG	PP	PK	SF-SA	W/L GOALIE	ATTN
1	10/4	CGY	L	00-01-00	3-4	7p,10,42	Glencross	1-3	3-3	32-30	MacDonald/Bobrovsky	18,151+
2	10/5	at NYI	SOW	01-01-00	2-2	55p,71	Atkinson	1-2	1-2	29-30	Bobrovsky/Nabokov	16,170
3	10/10	at BUF	W	02-01-00	4-1	13,71,10,17	Foligno	0-4	1-1	33-27	Bobrovsky/Miller	18,210
4	10/12	BOS	L	02-02-00	1-3	7p	Eriksson	1-4	4-4	27-36	Rask/Bobrovsky	14,092
5	10/15	at DET	L	02-03-00	1-2	13p	Zetterberg	1-3	3-4	37-32	Gustavsson/Bobrovsky	20,066
6	10/17	at MTL	L	02-04-00	3-5	38p,19,38p	Plekanec	2-6	3-4	33-36	Price/Bobrovsky	21,273
7	10/19	at WSH	L	02-05-00	1-4	42	Laich	0-3	2-4	38-39	Holtby/Bobrovsky	18,506
8	10/20	VAN	W	03-05-00	3-1	10,18,19	Umberger	0-5	2-3	29-38	McElhinney/Lack	14,168
9	10/22	NJD	W	04-05-00	4-1	17p,13,21,10	Atkinson	1-3	3-4	24-25	Bobrovsky/Schneider	14,357
10	10/25	TOR	W	05-05-00	5-2	27p,10,17s,19,71	Dubinsky	1-6	3-3	36-25	Bobrovsky/Bernier	13,930
11	10/27	ANA	L	05-06-00	3-4	14,42s,42	Perry	0-1	4-5	21-32	Andersen/Bobrovsky	10,542
12	11/1	at PIT	L	05-07-00	2-4	24,19	Letang	0-4	2-4	39-27	Fleury/Bobrovsky	18,620
13	11/2	PIT	L	05-08-00	0-3	-	Engelland	0-2	3-3	19-27	Zatkoff/McElhinney	18,634+
14	11/5	OTT	L	05-09-00	1-4	18p	MacArthur	1-4	4-4	33-24	Lehner/McElhinney	13,122
15	11/7	NYR	L	05-10-00	2-4	51,27	Hagelin	0-2	2-3	34-34	Talbot/Bobrovsky	11,746
16	11/9	NYI	W	06-10-00	5-2	17p,19,18p,13,21	Umberger	2-4	1-1	29-26	Bobrovsky/Nabokov	13,949
17	11/12	at WSH	OTL	06-10-01	3-4	17s,40,13	Ovechkin	0-3	3-3	27-34	Holtby/Bobrovsky	18,506
18	11/14	at BOS	OTL	06-10-02	2-3	14,71	Lucic	0-4	1-1	34-31	Johnson/Bobrovsky	17,565
19	11/15	MTL	SOL	06-10-03	2-2	18,42	Desharnais	0-3	3-4	25-40	Budaj/McElhinney	11,562
20	11/17	at OTT	W	07-10-03	4-1	19p,18p,51p,24	Umberger	3-5	5-6	22-30	Bobrovsky/Anderson	15,535
21	11/19	at EDM	L	07-11-03	0-7	-	Eberle	0-1	1-4	14-32	Dubnyk/Bobrovsky	16,839
22	11/20	at CGY	OTW	08-11-03	2-1	71,6	Nikitin	0-3	0-0	18-2	Bobrovsky/Berra	19,289
23	11/22	at VAN	L	08-12-03	2-6	11,42	H. Sedin	0-5	4-4	16-35	Luongo/Bobrovsky	18,910
24	11/25	at TOR	W	09-12-03	6-0	13,18,5,27p,19,19p	Atkinson	2-4	1-1	22-18	Bobrovsky/Reimer	19,241
25	11/27	NSH	L	09-13-03	0-4	-	Cullen	0-2	2-3	19-29	Mazanec/Bobrovsky	11,893
26	11/29	EDM	W	10-13-03	4-2	19,42p,71p,5	Foligno	2-5	6-7	28-27	Bobrovsky/Bryzgalov	14,360
27	11/30	at BOS	L	10-14-03	1-3	19p	Lucic	1-2	5-6	14-36	Johnson/McElhinney	17,565
28	12/3	TBL	W	11-14-03	1-0	71	Foligno	0-1	2-2	21-26	Bobrovsky/Bishop	10,223
29	12/6	MIN	W	12-14-03	4-0	13,71p,38,18	Atkinson	1-3	4-4	41-20	McElhinney/Backstrom	11,319
30	12/9	at PIT	L	12-15-03	1-2	11	Crosby	0-1	2-2	33-30	Fleury/McElhinney	18,520
31	12/10	NJD	W	13-15-03	5-4	13,17,13,11,71	Foligno	0-1	2-2	23-34	McElhinney/Brodeur	11,905
32	12/12	at NYR	W	14-15-03	4-2	11,42,58,19	Savard	0-2	3-3	27-34	McElhinney/Lundqvist	18,006
33	12/14	STL	OTL	14-15-04	3-4	42,51,19p	Backes	1-7	2-3	33-31	Halak/McKenna	13,801
34	12/16	WPG	L	14-16-04	2-3	18,51	Kane	0-2	3-4	24-32	Montoya/McKenna	11,448
35	12/19	at PHI	L	14-17-04	4-5	13s,5,71,14	Giroux	0-2	4-4	29-39	Mason/McElhinney	19,852
36	12/21	PHI	W	15-17-04	6-3	19,18p,58,38,19,18	Jenner	1-4	5-5	29-36	McElhinney/Emery	14,090
37	12/23	at CAR	W	16-17-04	4-3	42,26,19,5	Skille	0-5	4-6	25-33	McKenna/Peters	16,601
38	12/27	at NJD	SOW	17-17-04	2-1	42	Atkinson	0-5	3-3	30-17	McElhinney/Brodeur	16,592
39	12/29	PIT	L	17-18-04	3-5	17,26,6	Kunitz	0-3	3-6	28-30	Zatkoff/McElhinney	18,871+
40	12/31	at COL	L	17-19-04	3-5	19,38,71	Landeskog	0-3	0-3	38-23	Varlamov/McElhinney	16,177
41	1/2	at PHX	W	18-19-04	2-0	8p,18p	Horton	2-4	5-5	31-34	McElhinney/Smith	10,539
42	1/4	at STL	L	18-20-04	2-6	42,55	Lapierre	0-1	1-1	24-37	Elliott/McElhinney	19,611
43	1/6	at NYR	SOW	19-20-04	3-3	17,13,21	Letestu	0-3	4-6	39-43	Bobrovsky/Lundqvist	18,006
44	1/10	CAR	W	20-20-04	3-0	38,17,13p	Jenner	1-2	2-2	24-36	Bobrovsky/Khudobin	16,008
45	1/11	at WPG	W	21-20-04	6-3	55s,13,71,38,38,55	Jenner	0-4	4-5	26-31	McElhinney/Pavelec	15,004
46	1/13	TBL	W	22-20-04	3-2	19,8p,55p	Letestu	2-6	3-4	28-28	Bobrovsky/Lindback	14,070
47	1/17	WSH	W	23-20-04	5-1	21p,13,19,55p,13	Atkinson	2-4	4-4	36-27	Bobrovsky/Grubauer	14,121
48	1/18	at BUF	SOW	24-20-04	3-3	58,11,17p	Johansen	1-2	3-4	35-29	Bobrovsky/Miller	19,070
49	1/21	LAK	W	25-20-04	5-3	18p,19,18,8,42	Horton	1-3	3-3	34-29	Bobrovsky/Jones	13,286
50	1/23	PHI	W	26-20-04	5-2	7,24,11p,17,8	Calvert	1-7	5-6	39-28	Bobrovsky/Emery	15,571
51	1/25	BUF	L	26-21-04	2-5	24,55	Foligno	0-4	1-1	38-22	Miller/Bobrovsky	16,272
52	1/27	at CAR	L	26-22-04	2-3	24,18	Staal	0-0	2-2	24-35	Khudobin/Bobrovsky	13,641
53	1/28	OTT	L	26-23-04	2-3	13p,21p	Spezza	2-5	2-4	36-28	Anderson/McElhinney	13,373
54	1/30	WSH	W	27-23-04	5-2	24s,19,17,19,13	Dubinsky	0-7	7-7	29-32	Bobrovsky/Holtby	16,047
55	2/1	FLA	W	28-23-04	4-1	38,19,71,55	Johansen	0-1	3-3	30-36	Bobrovsky/Thomas	16,762
56	2/3	at ANA	W	29-23-04	4-2	19,18p,71,71p	Foligno	2-5	2-2	33-36	Bobrovsky/Andersen	14,044
57	2/6	at LAK	OTL	29-23-05	1-2	7p	Regehr	1-5	6-6	25-20	Quick/Bobrovsky	18,118
58	2/7	at SJS	L	29-24-05	2-3	19,38	Wingels	0-4	0-5	21-47	Niemi/Bobrovsky	17,562
59	2/27	at NJD	L	29-25-05	2-5	42,10	Henrique	0-3	1-3	19-35	Schneider/Bobrovsky	15,185
60	3/1	FLA	W	30-25-05	6-3	18p,13p,58p,42s,71,11	Anisimov	3-4	4-4	37-20	Bobrovsky/Clemmensen	15,441
61	3/3	at TOR	W	31-25-05	2-1	47,42	Anisimov	0-1	2-2	33-29	Bobrovsky/Reimer	19,577
62	3/4	DAL	W	32-25-05	4-2	38,18,42p,42	Anisimov	1-2	2-3	20-33	Bobrovsky/Ellis	15,661
63	3/6	at CHI	L	32-26-05	1-6	19	Shaw	0-4	3-4	23-33	Crawford/Bobrovsky	21,179
64	3/8	at NSH	W	33-26-05	1-0	42	Anisimov	0-5	0-1	36-28	Bobrovsky/Rinne	17,113
65	3/11	DET	W	34-26-05	4-1	71,38,17,24	Jenner	0-3	4-4	37-40	Bobrovsky/Mrazek	14,330
66	3/13	SJS	SOL	34-26-06	3-3	19,18s,21	Pavelski	0-3	2-3	38-27	Stalock/Bobrovsky	13,851
67	3/15	at MIN	SOW	35-26-06	1-1	47	Johansen	0-0	1-1	29-33	Bobrovsky/Kuemper	19,042
68	3/18	CAR	L	35-27-06	1-3	38	Loktionov	0-3	4-5	47-20	Khudobin/Bobrovsky	15,938
69	3/20	at MTL	W	36-27-06	3-2	24s,17,19	Johansen	0-8	2-3	40-27	Bobrovsky/Price	21,273
70	3/21	NYR	L	36-28-06	1-3	71	Brassard	0-3	4-4	26-32	Lundqvist/Bobrovsky	18,513+
71	3/23	at NYI	L	36-29-06	0-2	-	Clutterbuck	0-6	3-4	41-32	Nabokov/Bobrovsky	15,008
72	3/25	DET	W	37-29-06	4-2	19p,17p,13,19	Atkinson	2-4	2-2	28-33	McElhinney/Howard	15,103
73	3/28	PIT	L	37-30-06	1-2	11p	Bennett	1-4	4-4	36-31	Fleury/McElhinney	18,908+
74	3/29	at CAR	OTW	38-30-06	3-2	11,42,19p	Johansen	1-1	2-3	32-27	McElhinney/Khudobin	16,714
75	4/1	COL	OTL	38-30-07	2-3	13,14	Landeskog	0-2	0-1	26-28	Varlamov/Bobrovsky	16,550
76	4/3	at PHI	W	39-30-07	2-0	21p,17	Wisniewski	1-4	4-4	27-37	Bobrovsky/Mason	19,981
77	4/4	CHI	L	39-31-07	3-4	24,19,42p	Smith	1-3	1-2	27-38	Raanta/Bobrovsky	18,695+
78	4/6	NYI	W	40-31-07	4-0	38p,7p,55,27p	Jenner	3-6	2-2	33-31	Bobrovsky/Nabokov	15,667
79	4/8	PHX	OTW	41-31-07	4-3	38,55,14,19	Johansen	0-1	2-2	30-32	Bobrovsky/Greiss	16,289
80	4/9	at DAL	W	42-31-07	3-1	8,42,55p	Anisimov	1-3	3-4	25-34	Bobrovsky/Thomas	16,125
81	4/11	at TBL	L	42-32-07	2-3	38p,58	Brewer	1-3	2-3	38-22	Gudlevskis/McElhinney	18,686
82	4/12	at FLA	W	43-32-07	3-2	13,55p,19p	Johansen	2-5	4-4	38-35	Bobrovsky/Luongo	14,241



2012-13 FINAL STATS

General Manager: Scott Howson / Jarmo Kekalainen | **Head Coach:** Todd Richards | **Captain:** None

PLAYERS	POS		GP	TOI	G	A	P	+/-	PIM	PP	SH	GW	S	S%
Vinny Prospal	LW		48	16:31	12	18	30	+3	32	4	0	2	85	14.1
Mark Letestu	C		46	16:30	13	14	27	+7	10	3	2	2	92	14.1
Marian Gaborik	RW	NYR	35	18:40	9	10	19	-8	8	1	0	4	113	8.0
		CBJ	12	18:05	3	5	8	5	6	0	0	1	38	7.9
		TOT	47	18:31	12	15	27	-3	14	1	0	5	151	7.9
Fedor Tyutin	D		48	24:05	4	18	22	+9	28	0	0	1	56	7.1
Brandon Dubinsky	C		29	18:24	2	18	20	+2	76	1	0	0	50	4.0
Nick Foligno	LW		45	16:31	6	13	19	+6	28	1	0	2	69	8.7
Jack Johnson	D		44	25:58	5	14	19	-5	12	3	0	1	96	5.2
Artem Anisimov	C		35	16:24	11	7	18	-6	12	1	0	3	68	16.2
Cam Atkinson	RW		35	15:35	9	9	18	+9	4	1	0	1	91	9.9
R.J. Umberger	C		48	18:29	8	10	18	+3	16	2	0	0	96	8.3
Derick Brassard +	C		34	16:31	7	11	18	-2	16	1	0	1	63	11.1
Matt Calvert	LW		42	14:10	9	7	16	-9	32	0	1	2	63	14.3
James Wisniewski	D		30	22:49	5	9	14	-1	15	4	0	0	62	8.1
Blake Comeau	LW	CGY	33	12:17	4	3	7	-9	14	0	1	1	44	9.1
		CBJ	9	11:41	2	3	5	+5	6	0	0	0	4	50.0
		TOT	42	12:09	6	6	12	-4	20	0	1	1	48	12.5
Ryan Johansen	C		40	16:05	5	7	12	-7	12	0	0	2	84	6.0
Derek Dorsett +	RW		24	15:59	3	6	9	-11	53	0	0	0	38	7.9
Nikita Nikitin	D		38	21:11	3	6	9	+2	17	1	0	0	60	5.0
Derek MacKenzie	C		43	10:20	3	5	8	+1	36	0	0	0	33	9.1
Dalton Prout *	D		28	18:31	1	6	7	+15	25	0	0	0	16	6.3
Jared Boll	RW		43	8:04	2	4	6	+1	100	0	0	0	19	10.5
Tim Erixon *	D		31	15:41	0	5	5	+4	14	0	0	0	21	0.0
Adrian Aucoin	D		36	16:20	0	4	4	-8	16	0	0	0	26	0.0
Colton Gillies	C		27	8:17	1	1	2	+1	17	0	0	0	17	5.9
Cody Goloubef *	D		11	14:48	1	0	1	-3	0	0	0	1	14	7.1
John Moore +	D		17	14:30	0	1	1	-5	2	0	0	0	14	0.0
Jonathan Marchessault *	C		2	10:56	0	0	0	-1	0	0	0	0	0	0.0
Sean Collins *	C		5	12:29	0	0	0	-2	6	0	0	0	0	0.0
Nick Holden *	D		2	8:34	0	0	0	+1	0	0	0	0	2	0.0
David Savard	D		4	13:12	0	0	0	-3	0	0	0	0	1	0.0
Nick Drazenovic *	C		8	9:55	0	0	0	-2	4	0	0	0	5	0.0
TOTALS			48		115	201	316	9	595	22	3	19	1,283	8.9

GOALTENDERS		GP	MIN	W	L	OT	SO	GA	SA	SV	GAA	SV%	A	PTS	PIM
Sergei Bobrovsky		38	2,219	21	11	6	4	74	1,084	1,010	2.00	.932	0	0	0
Steve Mason +		13	712	3	6	1	0	35	346	311	2.95	.899	0	0	0
Michael Leighton	PHI	1	59	0	1	0	0	5	26	21	5.08	.808	0	0	0
	CBJ	-	-	-	-	-	-	-	-	-	-	-	-	-	-
TOTALS		48	2,949	24	17	7	4	115	1,436	1,321	2.40	.920	0	0	0

+Traded Player * Rookie

2012-13 SEASON NOTES

- Completed 12th NHL season with a record of 24-17-7 (55 pts.), finishing fourth-T in the Central Division, eighth-T in the Western Conference and 15th-T in the NHL.
- Club missed out on its second Stanley Cup Playoffs berth on a tie-breaker to Minnesota (22 regulation/OT wins vs. 19).
- After posting a 5-12-2 mark (12 pts.) through their first 19 games, the Jackets went 19-5-5 (43 pts.) in 29 games from Feb. 26 through the end of the season.
- The Blue Jackets went 14-5-5 at home, including a club-record 12 consecutive games without a regulation loss (9-0-3) from Feb. 11-Mar. 31.
- Columbus ranked 25th in the NHL in scoring (2.40 G per game) and ninth-T in goals-against (2.40 GA per game).
- The Jackets ranked fifth-T in the NHL in faceoffs efficiency, winning 52 percent (1,457-of-2,802).
- Goaltender Sergei Bobrovsky posted a 21-11-6 record with a 2.00 goals-against average (club record), .932 save percentage (club record) and four shutouts in 38 games this season en route to winning the Vezina Trophy and earning First Team NHL All-Star honors.
- Left wing Vinny Prospal tallied 12-18-30 with 32 PIM and a +3 plus/minus rating in 48 games to lead the club in scoring in his 16th NHL season.
- Center Mark Letestu tallied 13-14-27 with 10 PIM and was +7 in 46 games, matching his career highs in assists and points.
- Defenseman Fedor Tyutin tallied 4-18-22, 28 PIM and was +9 in 48 games to give him 31-110-141 in 356 games as a Blue Jacket, which are the most points in club history by a defenseman (Rostislav Klesla, 41-92-133 in 515 GP from 2000-11).
- Defenseman Jack Johnson led the club and ranked fifth in the NHL in time on ice, averaging 25:58 per game in 44 outings.
- Center Brandon Dubinsky led the club in points per game (0.69) and assists (tied) after tallying 2-18-20 in 29 games.
- Defenseman Dalton Prout led the club and ranked second among rookie defensemen with a +15 plus/minus rating in 28 games played.

2012-13 RESULTS



GM	DATE	OPPONENT	RESULT	RECORD	SCORE	CBJ GOAL SCORERS	GWG	PP	PK	SF-SA	W/L GOALIE	ATTN
1	1/19	at NSH	SOW	01-00-00	3-2	71p, 42	Brassard	1-2	0-1	28-34	Bobrovsky/Rinne	17,113
2	1/21	DET	SOL	01-00-01	3-4	13,21p,22p	Brunner	2-7	7-7	33-42	Howard/Bobrovsky	19,206+
3	1/23	at PHX	L	01-01-01	1-5	51	Ekman-Larsson	0-3	4-5	26-42	LaBarbera/Mason	8,355
4	1/24	at COL	L	01-02-01	0-4	-	Parenteau	0-6	3-3	33-28	Varlamov/Bobrovsky	14,325
5	1/26	CHI	L	01-03-01	2-3	10,42	Toews	0-5	3-3	26-24	Crawford/Mason	18,381+
6	1/28	DAL	W	02-03-01	2-1	15,22	Prospal	0-7	3-4	27-25	Bobrovsky/Lehtonen	10,475
7	1/29	at MIN	L	02-04-01	2-3	10,7p	Bouchard	1-4	2-2	19-26	Backstrom/Mason	17,584
8	1/31	STL	L	02-05-01	1-4	16p	Berglund	1-4	3-5	25-25	Elliott/Bobrovsky	11,155
9	2/02	DET	W	03-05-01	4-2	21p,42,42,10s	Anisimov	1-3	5-5	28-34	Mason/Howard	17,612
10	2/05	LAK	L	03-06-01	2-4	24,16	Voynov	0-3	2-3	20-31	Quick/Mason	11,019
11	2/07	CGY	OTL	03-06-02	3-4	11,10p,22	Tanguay	1-4	3-4	29-30	Irving/Bobrovsky	10,484
12	2/10	EDM	L	03-07-02	1-3	18	Paajarvi	0-7	4-4	40-14	Dubnyk/Bobrovsky	14,364
13	2/11	SJS	W	04-07-02	6-2	17,21p,48,6,22p,10	Goloubef	2-4	2-3	36-27	Mason/Mason	10,837
14	2/15	at LAK	L	04-08-02	1-2	71	Richards	0-4	4-5	13-22	Bernier/Bobrovsky	18,118
15	2/16	at PHX	L	04-09-02	3-5	40,11,24	Hanzal	0-3	6-7	20-35	Smith/Mason	15,425
16	2/18	at ANA	L	04-10-02	2-3	22,16	Perry	0-3	1-3	27-29	Hiller/Bobrovsky	14,713
17	2/21	at DET	W	05-10-02	3-2	18p,15,22	Prospal	1-3	4-4	24-30	Bobrovsky/Howard	20,066
18	2/23	at STL	L	05-11-02	1-2	11s	Perron	0-4	2-2	20-23	Halak/Bobrovsky	19,457
19	2/24	at CHI	L	05-12-02	0-1	-	Shaw	0-5	3-3	28-27	Crawford/Mason	21,580
20	2/26	DAL	OTL	05-12-03	4-5	6,15,13,18	Eriksson	0-1	1-1	20-39	Bachman/Bobrovsky	11,523
21	3/01	at CHI	OTL	05-12-04	3-4	22,42,19	Seabrook	0-1	2-2	22-35	Emery/Mason	21,828
22	3/03	COL	OTW	06-12-04	2-1	22p,42p	Anisimov	2-5	2-2	34-19	Bobrovsky/Varlamov	13,778
23	3/05	EDM	SOW	07-12-04	4-3	24,22p,7	Anisimov	1-4	3-3	38-29	Bobrovsky/Dubnyk	14,952
24	3/07	VAN	OTS	08-12-04	2-1	18,11	Calvert	0-3	1-1	27-35	Bobrovsky/Schneider	13,632
25	3/09	DET	W	09-12-04	3-0	13,7p,71	Atkinson	1-6	3-3	24-30	Bobrovsky/Howard	17,957
26	3/10	at DET	SOW	10-12-04	3-2	16,18	Calvert	0-5	5-6	21-23	Bobrovsky/Howard	20,066
27	3/12	VAN	SOL	10-12-05	1-2	10	Raymond	0-2	2-2	27-38	Luongo/Bobrovsky	14,852
28	3/14	CHI	SOL	10-12-06	1-2	7p	Kane	1-2	1-1	30-40	Crawford/Bobrovsky	15,009
29	3/16	PHX	SOW	11-12-06	1-0	-	Anisimov	0-2	2-2	23-39	Bobrovsky/Smith	14,231
30	3/19	NSH	W	12-12-06	4-3	51,10,6p,16	Brassard	1-3	1-1	31-35	Bobrovsky/Rinne	13,364
31	3/22	CGY	W	13-12-06	5-1	40,71,71,42,9	Foligno	0-4	2-2	28-25	Bobrovsky/Kiprusoff	13,853
32	3/23	at NSH	L	13-13-06	2-5	18p,42	Legwand	1-3	0-2	23-24	Rinne/Bobrovsky	17,113
33	3/26	at VAN	SOL	13-13-07	0-1	-	Lapierre	0-2	3-3	17-34	Schneider/Bobrovsky	18,910
34	3/28	at EDM	L	13-14-07	4-6	13,11,42,13	Hemsky	0-2	2-2	30-25	Dubnyk/Bobrovsky	16,839
35	3/29	at CGY	W	14-14-07	6-4	10s,22,11,16,19,18	Johansen	0-1	3-4	25-33	Mason/Kiprusoff	19,289
36	3/31	ANA	OTW	15-14-07	2-1	16,10	Letestu	0-1	2-2	18-30	Bobrovsky/Hiller	13,185
37	4/04	at NSH	W	16-14-07	3-1	21p,10,11	Gaborik	1-2	2-2	38-39	Bobrovsky/Rinne	17,113
38	4/05	at STL	L	16-15-07	1-3	42	Backes	0-2	3-4	27-19	Allen/Bobrovsky	19,224
39	4/07	MIN	L	16-16-07	0-3	-	Suter	0-4	1-3	24-24	Backstrom/Bobrovsky	15,909
40	4/09	SJS	W	17-16-07	4-0	11,21,19,10	Calvert	0-2	1-1	30-30	Bobrovsky/Niemi	17,771
41	4/12	STL	W	18-16-07	4-1	13,42,19,10	Anisimov	0-1	5-5	19-32	Bobrovsky/Allen	17,007
42	4/13	at MIN	SOW	19-16-07	3-2	22,51	Letestu	0-2	3-4	22-41	Bobrovsky/Backstrom	19,187
43	4/15	at COL	OTW	20-16-07	4-3	55,14,18,71	Foligno	0-1	2-3	30-32	Bobrovsky/Giguere	13,694
44	4/17	at ANA	OTW	21-16-07	3-2	14,11,51	Tyutin	0-3	2-3	28-28	Bobrovsky/Fasth	15,074
45	4/18	at LAK	L	21-17-07	1-2	47	Clifford	0-2	1-2	21-23	Quick/Bobrovsky	18,118
46	4/21	at SJS	W	22-17-07	4-3	55,22,55p,19	Johansen	1-2	1-2	22-35	Bobrovsky/Niemi	17,562
47	4/25	at DAL	W	23-17-07	3-1	13,55p,13p	Letestu	2-4	2-3	35-32	Bobrovsky/Lehtonen	16,918
48	4/27	NSH	W	24-17-07	3-1	17p,7,13	Johnson	1-2	0-0	47-20	Bobrovsky/Mason	19,002+

+ Home Sellout



2011-12 FINAL STATS

General Manager: Scott Howson | **Head Coach:** Scott Arniel / Todd Richards | **Captain:** Rick Nash

PLAYERS		POS	GP	TOI	G	A	P	+/-	PIM	PP	SH	GW	S	S%	
Rick Nash		RW	82	19:05	30	29	59	-19	40	6	2	2	306	9.8	
Vinny Prospal		LW	82	17:53	16	39	55	-11	36	3	0	0	165	9.7	
Derick Brassard		C	74	16:20	14	27	41	-20	42	5	0	3	125	11.2	
R.J. Umberger		LW	77	18:11	20	20	40	-10	27	5	0	3	200	10.0	
Jack Johnson	LA	D	61	22:30	8	16	24	-12	24	5	0	4	120	6.7	
	CBJ		21	27:25	4	10	14	5	15	0	0	1	56	7.1	
	TOT		82	23:46	12	26	38	-7	39	5	0	5	176	6.8	
Nikita Nikitin	STL	D	7	12:21	0	0	0	-5	4	0	0	0	10	0.0	
	CBJ		54	23:34	7	25	32	-5	14	3	0	3	93	7.5	
	TOT		61	23:11	7	25	32	-10	18	3	0	3	103	6.8	
James Wisniewski		D	48	24:47	6	21	27	-13	37	2	0	2	99	6.1	
Antoine Vermette +		C	60	17:14	8	19	27	-17	12	2	1	3	106	7.5	
Fedor Tyutin		D	66	24:08	5	21	26	-21	49	1	0	0	124	4.0	
Jeff Carter		C	39	19:37	15	10	25	-11	14	8	0	1	130	11.5	
Mark Letestu	PIT	C	11	12:50	0	1	1	-6	2	0	0	0	9	0.0	
	CBJ		51	16:15	11	13	24	-3	6	4	0	0	105	10.5	
	TOT		62	15:38	11	14	25	-9	8	4	0	0	114	9.6	
Ryan Johansen *		C	67	12:44	9	12	21	-2	24	3	0	3	99	9.1	
Derek Dorsett		RW	77	14:41	12	8	20	-11	235	2	1	1	137	8.8	
Aaron Johnson		D	56	16:30	3	13	16	-12	26	1	0	0	63	4.8	
Cam Atkinson *		RW	27	15:23	7	7	14	1	14	1	0	0	66	10.6	
Derek MacKenzie		C	66	10:30	7	7	14	4	40	1	2	2	61	11.5	
Grant Clitsome		D	51	17:01	4	10	14	-6	24	1	0	1	74	5.4	
Samuel Pahlsson +		C	61	15:02	2	9	11	-6	22	0	1	0	63	3.2	
David Savard *		D	31	16:34	2	8	10	0	16	1	0	0	34	5.9	
Colton Gillies	MIN	C	37	9:09	0	2	2	-5	10	0	0	0	24	0.0	
	CBJ		38	10:59	2	4	6	-4	25	0	0	0	24	8.3	
	TOT		75	10:05	2	6	8	-9	35	0	0	0	48	4.2	
John Moore *		D	67	15:49	2	5	7	-23	8	0	0	0	64	3.1	
Marc Methot		D	46	20:03	1	6	7	-11	24	0	0	0	42	2.4	
Darryl Boyce	TOR	C	17	10:03	1	1	2	-3	16	0	0	1	12	8.3	
	CBJ		20	9:54	0	3	3	-5	19	0	0	0	13	0.0	
	TOT		37	9:58	1	4	5	-8	35	0	0	1	25	4.0	
Brett Lebda		D	30	16:28	1	3	4	-1	14	0	0	0	36	2.8	
Jared Boll		RW	54	8:07	2	1	3	-8	126	0	0	0	35	5.7	
Matt Calvert		LW	13	9:07	0	3	3	-5	16	0	0	0	4	0.0	
Kris Russell +		D	12	17:34	2	1	3	-1	13	0	0	0	20	10.0	
Ryan Russell *		LW	41	11:40	2	0	2	-7	2	0	0	0	39	5.1	
Maksim Mayorov *		LW	10	10:39	1	1	2	-3	2	0	0	0	9	11.1	
Tomas Kubalik *		RW	8	13:17	1	1	2	-3	6	0	0	0	8	12.5	
Alexandre Giroux		LW	9	12:11	1	0	1	-2	8	0	0	0	18	5.6	
Radek Martinek		D	7	19:26	1	0	1	-3	0	0	0	0	10	10.0	
Cody Bass		C	14	9:05	0	1	1	0	32	0	0	0	13	0.0	
Dalton Prout *		D	5	11:47	0	0	0	1	0	0	0	0	2	0.0	
Andrew Joudrey		C	1	9:16	0	0	0	0	0	0	0	0	1	0.0	
Kristian Huselius		LW	2	16:12	0	0	0	-2	2	0	0	0	2	0.0	
Dane Byers *		LW	8	8:05	0	0	0	0	29	0	0	0	8	0.0	
Cody Goloubef *		D	1	6:00	0	0	0	1	0	0	0	0	0	0.0	
TOTALS			82		198	337	535		1,035	49	7	25	2,454	8.1	
GOALTENDERS		GP	MIN	W	L	OT	SO	GA	SA	SV	GAA	SV%	A	PTS	PIM
Steve Mason		46	2,534	16	26	3	1	143	1,355	1,212	3.39	.894	2	2	2
Curtis Sanford		36	1,983	10	18	4	1	86	971	885	2.60	.911	0	0	0
Allen York *		11	417	3	2	0	0	16	199	183	2.30	.920	0	0	0
Shawn Hunwick *		1	3	0	0	0	0	0	0	0	0.00	.000	0	0	0
TOTALS		82	4,937	29	46	7	2	245	2,525	2,280	2.98	.903	2	2	2

+Traded Player * Rookie

2011-12 SEASON NOTES

- Completed their 11th season in the National Hockey League with a 29-46-7 record (65 pts.), finishing fifth in the Central Division, 15th in the Western Conference and 30th in the NHL.
- After going 13-32-6 over the first 51 games of the season, the club improved to 16-14-1 over the final 31 games.
- Todd Richards was named interim head coach after Scott Arniel was relieved of his duties on Jan. 9 and led the club to an 18-21-2 record, including a 14-0-0 mark when taking a lead into the third period.
- Left wing Rick Nash tallied 30-29-59 in 82 games, leading the club in goals for the eighth-straight season and points for the fifth-straight season. He is one of only four players to record 30 goals in each of the past five seasons (Iginla, Kovalchuk, Ovechkin) and became the first Blue Jacket to play in 600 games with the club on Oct. 22 at Ottawa.
- Left wing R.J. Umberger registered 20-20-40 in 77 games to rank second on the club in goals and played the 500th game of his NHL career on Dec. 2 at Edmonton. He had his franchise record streak of 288-consecutive games played come to an end when he missed five games from Jan. 13-21 due to injury. The streak began on Oct. 10, 2008.
- Right wing Derek Dorsett collected 12-8-20 and 235 penalty minutes in 77 games to become one of only three players since 1996 to lead the NHL in penalty minutes and score 10 or more goals.

2011-12 RESULTS

GM	DATE	OPPONENT	RESULT	RECORD	SCORE	CBJ GOAL SCORERS	GWG	PP	PK	SF-SA	W/L GOALIE	ATTN
1	10/7	NSH	L	00-01-00	2-3	22,61	Halischuk	0-5	2-3	34-31	Rinne/Mason	18,247+
2	10/8	at MIN	L	00-02-00	2-4	15,8	Heatley	0-6	2-4	31-26	Backstrom/Mason	19,040
3	10/10	VAN	L	00-03-00	2-3	13,22	Burrows	0-5	3-4	25-25	Schneider/Mason	9,187
4	10/12	COL	SOL	00-03-01	2-3	61,2	Duchene	0-4	4-4	33-32	Varlamov/Mason	8,986
5	10/15	at DAL	L	00-04-01	2-4	22p,28	Souray	1-5	3-4	15-33	Lehtonen/Mason	8,305
6	10/18	DAL	L	00-05-01	2-3	16p,10	Ryder	1-5	2-2	40-18	Lehtonen/Mason	9,158
7	10/21	at DET	L	00-06-01	2-5	16,5p	Datsyuk	1-4	2-5	34-33	Howard/Mason	20,066
8	10/22	at OTT	L	00-07-01	3-4	5,10,61p	Michalek	1-4	0-2	21-27	Anderson/Mason	18,867
9	10/25	DET	W	01-07-01	4-1	18,19p,4,24s	Johansen	1-7	3-3	32-31	Mason/Conklin	15,100
10	10/27	at BUF	L	01-08-01	2-4	22,51	Kaleta	0-6	1-3	43-26	Enroth/Mason	18,690
11	10/29	at CHI	L	01-09-01	2-5	22,24	Stalberg	0-5	5-5	29-38	Emery/York	21,114
12	10/30	ANA	W	02-09-01	3-1	61p,19,51	Johansen	1-3	3-3	21-20	Mason/Ellis	16,022
13	11/3	TOR	L	02-10-01	1-4	19	MacArthur	0-4	2-2	39-18	Scrivens/Mason	14,306
14	11/5	at PHI	L	02-11-01	2-9	15,14	Talbot	0-2	4-5	35-33	Bryzgalov/Mason	19,784
15	11/10	CHI	L	02-12-01	3-6	14p,17p,14	Montador	2-5	1-3	30-36	Crawford/Mason	15,048
16	11/12	WPG	W	03-12-01	2-1	19,19	Johansen	0-4	5-5	27-36	Mason/Pavelec	15,581
17	11/15	MIN	L	03-13-01	2-4	50s,17p	Clutterbuck	1-3	4-5	45-24	Backstrom/Mason	10,833
18	11/17	at BOS	SOL	03-13-02	1-2	24p	Krejci	1-3	2-2	31-27	Rask/Sanford	17,565
19	11/19	at NSH	OTW	04-13-02	4-3	7,22p,18p,21	Wisniewski	2-5	1-3	29-30	Sanford/Rinne	16,776
20	11/21	CGY	W	05-13-02	4-1	7,50,7p,61	Vermette	1-3	1-2	30-28	Sanford/Karlsson	11,629
21	11/23	at NJD	SOL	05-13-03	1-2	40	Kovalchuk	0-6	3-3	36-24	Brodeur/Sanford	15,585
22	11/25	BUF	W	06-13-03	5-1	17,61p,3,18,61	Nash	1-5	3-3	34-29	Sanford/Enroth	16,705
23	11/27	STL	L	06-14-03	1-2	15	Backes	0-5	4-5	24-29	Elliott/Sanford	14,151
24	11/29	at VAN	L	06-15-03	1-4	26s	Booth	0-3	2-2	48-34	Schneider/Sanford	18,890
25	12/1	at CGY	SOW	07-15-03	4-3	50,6,61,61x	Nash	0-4	1-1	33-35	Sanford/Kiprusoff	19,289
26	12/2	at EDM	L	07-16-03	3-6	17p,15s,15	Jones	1-5	1-2	39-34	Dubnyk/Sanford	16,839
27	12/6	at MTL	SOW	08-16-03	3-2	22,18,61x	Nash	0-4	3-3	28-20	Sanford/Price	21,273
28	12/8	NSH	OTL	08-16-04	3-4	7,50,15	Wilson	0-1	0-1	24-22	Rinne/Sanford	13,852
29	12/10	BOS	L	08-17-04	3-5	61,7p,18	Corvo	1-6	3-6	36-29	Rask/Sanford	18,175+
30	12/13	VAN	SOW	09-17-04	2-1	7p,61x	Nash	1-3	4-4	30-32	Mason/Luongo	15,808
31	12/15	LAK	L	09-18-04	1-2	7	Brown	0-3	2-2	25-41	Quick/Sanford	16,090
32	12/17	TBL	L	09-19-04	2-3	18p,61	Stamkos	1-5	3-3	28-28	Garon/Mason	16,108
33	12/18	at STL	L	09-20-04	4-6	24,15,17p,16	Pietrangelo	1-3	1-1	32-34	Halak/Mason	18,611
34	12/22	at NSH	L	09-21-04	5-6	7,7p,19p,7p,19p	Erat	4-6	1-3	31-38	Rinne/Sanford	17,113
35	12/26	at CHI	L	09-22-04	1-4	21	Stalberg	0-2	2-3	38-22	Crawford/Mason	21,645
36	12/27	CGY	SOL	09-22-05	1-2	16	Iginla	0-4	2-3	28-26	Kiprusoff/Mason	16,985
37	12/29	at DAL	W	10-22-05	4-1	61,50,61,51	Vermette	0-2	3-3	29-37	Mason/Lehtonen	16,555
38	12/31	WSH	L	10-23-05	2-4	4,26	Wideman	0-1	0-1	37-26	Vokoun/Mason	18,199+
39	1/5	at SJS	L	10-24-05	1-2	22	Thornton	0-0	4-5	24-39	Greiss/Sanford	17,562
40	1/7	at LAK	W	11-24-05	1-0	14	Clitsome	0-6	8-8	18-31	Sanford/Quick	18,118
41	1/8	at ANA	L	11-25-05	4-7	61,16p,22	Perry	1-3	3-5	18-37	Tarkki/Sanford	13,053
42	1/10	at CHI	L	11-26-05	2-5	18,50	Stalberg	0-5	4-4	34-25	Crawford/Sanford	21,229
43	1/13	PHX	W	12-26-05	4-3	33,61,25,16	Brassard	0-1	1-1	32-35	Sanford/LaBarbera	14,119
44	1/14	SJS	L	12-27-05	1-2	61	Marleau	0-2	4-5	26-33	Greiss/Sanford	16,582
45	1/17	EDM	W	13-27-05	4-2	19,16p,24,15p	MacKenzie	2-2	3-3	25-23	Sanford/Dubnyk	13,814
46	1/19	NSH	L	13-28-05	0-3	-	Erat	0-3	1-2	38-25	Rinne/Mason	17,233
47	1/21	at DET	SOL	13-28-06	2-3	25,6p	Filppula	1-3	3-4	19-31	Howard/Sanford	20,066
48	1/23	at NSH	L	13-29-06	1-4	61	Fisher	0-2	3-5	26-29	Rinne/Mason	14,310
49	1/24	at TBL	L	13-30-06	2-4	23,19	St. Louis	0-2	3-4	24-31	Garon/Sanford	16,859
50	1/31	at SJS	L	13-31-06	0-6	-	Marleau	0-1	2-3	30-43	Niemi/Mason	17,562
51	2/1	at LAK	L	13-32-06	2-3	15,9	Doughty	0-3	1-3	22-33	Quick/Sanford	18,118
52	2/3	at ANA	OTW	14-32-06	3-2	16,7p,16	Brassard	1-4	4-5	21-35	Sanford/Hiller	13,358
53	2/7	MIN	W	15-32-06	3-1	58,50p,7	Vermette	1-7	2-2	37-29	Sanford/Backstrom	11,237
54	2/9	DAL	L	15-33-06	2-4	22p,61p	Robidas	2-3	3-3	28-35	Lehtonen/Sanford	15,943
55	2/11	at MIN	W	16-33-06	3-1	18,18p,21	Umberger	1-4	1-1	19-35	Mason/Backstrom	18,958
56	2/12	ANA	L	16-34-06	3-5	51p,5,50p	Ryan	2-5	1-4	27-35	Hiller/Mason	14,033
57	2/14	STL	W	17-34-06	2-1	21p,15	Dorsett	1-4	1-1	33-32	Mason/Halak	12,425
58	2/18	CHI	L	17-35-06	1-6	16	Stalberg	0-1	2-2	34-28	Crawford/Mason	18,663+
59	2/19	at NYR	OTL	17-35-07	2-3	16p,61	Stepan	1-4	2-2	23-35	Lundqvist/Mason	18,200
60	2/21	SJS	W	18-35-07	6-3	18,7p,61,7p,58p,7	Carter	3-7	3-4	35-41	Mason/Greiss	14,625
61	2/24	COL	L	18-36-07	0-5	-	Jones	0-4	1-1	28-25	Varlamov/Mason	16,925
62	2/26	at PIT	L	18-37-07	2-4	61s,22	Letang	0-2	3-5	24-40	Thiessen/Sanford	18,602
63	2/28	DET	L	18-38-07	2-5	61p,24s	Zetterberg	1-5	5-6	30-25	MacDonald/Sanford	14,333
64	3/1	at COL	W	19-38-07	2-0	6p,51	Nikitin	1-2	2-2	28-33	Mason/Varlamov	13,236
65	3/3	at PHX	W	20-38-07	5-2	61s,61,6,16,9	Nikitin	0-4	3-4	26-32	Mason/Smith	13,579
66	3/6	PHX	W	21-38-07	3-2	18,7,24	MacKenzie	0-3	5-5	32-40	Mason/LaBarbera	10,915
67	3/8	LAK	W	22-38-07	3-1	17,7,17	J. Johnson	0-5	1-1	36-30	Mason/Bernier	14,306
68	3/10	at STL	L	22-39-07	1-4	13	Stewart	0-4	4-6	22-29	Elliott/Sanford	19,150
69	3/11	STL	L	22-40-07	1-2	17	Perron	0-8	4-4	34-26	Halak/Sanford	14,969
70	3/14	at EDM	L	22-41-07	0-3	-	Nugent-Hopkins	0-4	3-4	22-27	Dubnyk/Sanford	16,839
71	3/17	at VAN	L	22-42-07	3-4	22,7,21	D. Sedin	0-2	1-3	36-38	Schneider/Mason	18,890
72	3/18	at CGY	SOW	23-42-07	2-1	6,13x	Atkinson	0-2	4-4	18-31	Mason/Kiprusoff	19,289
73	3/20	CHI	L	23-43-07	1-5	61	Sharp	0-2	0-2	25-27	Crawford/Mason	15,311
74	3/23	CAR	W	24-43-07	5-1	22,18p,18,18,17	Umberger	1-3	5-5	26-40	Mason/Ward	15,085
75	3/25	EDM	L	24-44-07	3-6	17,61,16p	Eager	1-6	3-4	32-38	Dubnyk/Mason	12,295
76	3/26	at DET	L	24-45-07	2-7	17,61	Holmstrom	0-4	4-6	26-39	Conklin/Mason	20,066
77	3/28	DET	W	25-45-07	4-2	22,15,16,18	Brassard	0-3	2-4	31-31	York/Conklin	12,432
78	3/30	FLA	W	26-45-07	4-1	18,6p,6,18	Nikitin	1-5	3-3	29-31	York/Theodore	17,994
79	3/31	at STL	W	27-45-07	5-2	40,18,18p,15p,22	Umberger	2-8	5-5	33-36	York/Halak	19,150
80	4/3	at PHX	L	27-46-07	0-2	-	Gordon	0-7	1-1	54-22	Smith/York	13,263
81	4/5	at COL	W	28-46-07	5-2	13,61,61p,13,13	Nash	1-3	2-3	28-37	Mason/Varlamov	15,610
82	4/7	NYI	W	29-46-07	7-3	61,13,18,21p,13p,7,22	Wisniewski	2-3	2-2	37-38	Mason/Montoya	17,652



2010-11 FINAL STATS

General Manager: Scott Howson | **Head Coach:** Scott Arniel | **Captain:** Rick Nash

PLAYERS	POS	GP	TOI	G	A	P	+/-	PIM	PP	SH	GW	S	S%	
Rick Nash	LW	75	18:55	32	34	66	2	34	6	0	7	305	10.5	
R.J. Umberger	LW	82	19:12	25	32	57	3	38	8	3	3	220	11.4	
Antoine Vermette	C	82	18:48	19	28	47	0	60	3	1	3	183	10.4	
Derick Brassard	C	74	17:01	17	30	47	-11	55	6	0	3	183	9.3	
Jakub Voracek	RW	80	16:58	14	32	46	-3	26	2	0	2	183	7.7	
Fedor Tyutin	D	80	22:41	7	20	27	-12	32	1	0	0	128	5.5	
Kristian Huselius	LW	39	16:22	14	9	23	-17	10	6	0	1	94	14.9	
Derek MacKenzie	C	63	10:50	9	14	23	14	22	0	1	1	76	11.8	
Kris Russell	D	73	17:31	5	18	23	-9	37	1	0	0	88	5.7	
Matt Calvert *	LW	42	11:05	11	9	20	3	12	3	0	1	50	22.0	
Samuel Pahlsson	C	82	15:20	7	13	20	-13	30	0	1	1	108	6.5	
Jan Hejda	D	77	21:07	5	15	20	-6	28	0	0	0	79	6.3	
Grant Clitsome *	D	31	21:16	4	15	19	2	16	2	0	0	50	8.0	
Anton Stralman	D	51	19:44	1	17	18	-11	22	1	0	1	80	1.3	
Derek Dorsett	RW	76	13:12	4	13	17	-15	184	0	0	0	112	3.6	
Chris Clark	RW	53	14:38	5	10	15	-3	38	2	0	0	83	6.0	
Marc Methot	D	74	19:53	0	15	15	2	58	0	0	0	58	0.0	
Jared Boll	RW	73	7:40	7	5	12	-2	182	0	0	2	66	10.6	
Kyle Wilson *	C	32	10:38	4	7	11	-3	12	0	0	0	38	10.5	
Rostislav Klesla +	D	45	19:18	3	7	10	10	26	0	0	0	45	6.7	
Andrew Murray	C	29	11:22	4	4	8	2	4	0	0	1	48	8.3	
Scottie Upshall	RW	PHX	61	13:26	16	11	27	5	42	2	0	2	144	11.1
		CBJ	21	15:45	6	1	7	-12	10	0	0	0	47	12.8
		TOT	82	14:02	22	12	34	-7	52	2	0	2	191	11.5
Nikita Filatov	LW	23	12:19	0	7	7	3	8	0	0	0	31	0.0	
Mike Commodore	D	20	18:33	2	4	6	-8	44	0	0	2	32	6.3	
Ethan Moreau	LW	37	12:28	1	5	6	-9	24	0	0	1	56	1.8	
Sami Lepisto	D	PHX	51	16:38	4	7	11	7	37	0	0	0	31	12.9
		CBJ	19	20:01	0	5	5	3	18	0	0	0	25	0.0
		TOT	70	17:33	4	12	16	10	55	0	0	0	56	7.1
Tom Sestito *+	LW	9	9:31	2	2	4	-4	40	1	0	0	7	28.6	
Tomas Kubalik *	RW	4	14:45	0	2	2	-3	0	0	0	0	5	0.0	
Maksim Mayorov *	LW	5	8:42	1	0	1	0	0	0	0	0	3	33.3	
Craig Rivet	D	BUF	23	13:02	1	2	3	-5	12	0	0	0	20	5.0
		CBJ	14	17:21	1	0	1	-7	23	0	0	0	13	7.7
		TOT	37	14:40	2	2	4	-12	35	0	0	0	33	6.1
Nick Holden *	D	5	17:11	0	0	0	0	0	0	0	0	6	0.0	
Mike Blunden	RW	1	10:31	0	0	0	-1	0	0	0	0	2	0.0	
Nate Guenin +	D	3	14:47	0	0	0	-3	2	0	0	0	2	0.0	
John Moore *	D	2	11:28	0	0	0	0	0	0	0	0	0	0.0	
TOTALS		82		210	373	583		1,127	42	6	29	2,506	11.9	

GOALTENDERS	GP	MIN	W	L	OT	SO	GA	SA	SV	GAA	SV%	A	PTS	PIM
Steve Mason	54	3,027	24	21	7	3	153	1,541	1,388	3.03	.901	1	1	2
Mathieu Garon	36	1,938	10	14	6	3	88	887	799	2.72	.901	1	1	2
David LeNeveu	1	20	0	0	0	0	2	12	10	6.00	.833	0	0	0
TOTALS	82	4,985	34	35	13	6	243	2,440	2,197	2.92	.900	2	2	4

+Traded Player * Rookie

2010-11 SEASON NOTES

- Completed 10th NHL season with a 34-35-13 record (81 pts.), finishing fifth in the Central Division, 13th in the Western Conference and 24th in the NHL.
- Opened the season playing two games against the San Jose Sharks at Ericsson Globe Arena in Stockholm, Sweden as a part of NHL Premiere.
- Columbus had the best start in franchise history, posting a 14-6-0 mark in the first 20 games (previous best was a 12-6-2 record in 2009-10).
- The 14-8-0 record in October and November marked the highest winning percentage (.636) for the first two months of the season in club history (previous best was 13-9-4, .591 winning percentage in 2009-10).
- Left wing Rick Nash collected 32-34-66 in 75 games to lead the club in goals for the seventh-straight season and points for the fourth-straight season. He ranked sixth in the NHL in shots, 12th-T in game-winning goals and 14th-T in goals. He was selected to play in his fifth-consecutive All-Star Game and recorded a goal and an assist for Team Staal in an 11-10 loss.
- Left wing R.J. Umberger, center Samuel Pahlsson and center Antoine Vermette were the only Blue Jackets to play in all 82 games. Umberger set career highs in points, while setting franchise records with assists in eight-straight games from Nov. 10-26 (8a) and points in 10-straight games from Nov. 10-Dec. 1 (3g, 10a).
- Left wing Matt Calvert became the second Blue Jackets rookie to register a hat trick with three goals on Feb. 25 vs. Phoenix.

2010-11 RESULTS



GM	DATE	OPPONENT	RESULT	RECORD	SCORE	CBJ GOAL SCORERS	GWG	PP	PK	SF-SA	W/L GOALIE	ATTN
1	10/8	SJS	L	00-01-00	2-3	20p,18	Couture	1-7	4-6	32-28	Niemi/Mason	11,324
2	10/9	at SJS	OTW	01-01-00	3-2	61,20p,19	Moreau	1-4	6-8	25-35	Mason/Nittymaki	9,537
3	10/15	CHI	L	01-02-00	2-5	18s,20	Sharp	0-4	2-2	32-40	Turco/Mason	18,305+
4	10/16	at MIN	W	02-02-00	3-2	15,24,18s	Umberger	0-4	4-5	25-23	Garon/Backstrom	17,336
5	10/20	ANA	W	03-02-00	3-1	24,61,61	Nash	0-3	5-5	22-32	Mason/Hiller	9,802
6	10/22	CGY	L	03-03-00	2-6	15,35	Bourque	0-4	6-6	22-23	Karlsson/Mason	10,784
7	10/23	at CHI	W	04-03-00	3-2	16,18p,50	Vermette	1-4	2-3	40-32	Mason/Crawford	21,265
8	10/25	PHI	W	05-03-00	2-1	25,16p	Brassard	1-4	2-2	25-29	Garon/Boucher	11,727
9	10/28	EDM	SOW	06-03-00	3-2	26,25,61x	Nash	0-7	4-5	41-27	Mason/Dubnyk	9,128
10	10/30	at COL	L	06-04-00	1-5	16p	Stewart	1-3	5-6	34-31	Budaj/Mason	13,017
11	11/2	MTL	W	07-04-00	3-0	61,16p,25	Nash	1-3	3-3	24-29	Garon/Price	10,466
12	11/4	at ATL	W	08-04-00	3-0	16,93,18	Brassard	0-1	2-2	42-25	Garon/Pavelec	8,461
13	11/6	MIN	L	08-05-00	2-3	61,25	Clutterbuck	0-4	2-4	37-24	Theodore/Garon	13,457
14	11/10	STL	W	09-05-00	8-1	93,40,61,93,71,18,71,50	Boll	0-4	3-3	35-30	Mason/Halak	10,265
15	11/12	COL	L	09-06-00	1-5	50	Mauldin	0-3	2-2	29-29	Budaj/Mason	13,594
16	11/17	at LAK	W	10-06-00	5-3	17,97,40,61,61	Nash	0-4	2-3	26-36	Mason/Quick	18,118
17	11/19	at ANA	W	11-06-00	4-3	61,71p,93,22	Commodore	1-3	3-4	29-50	Mason/Hiller	13,667
18	11/20	at SJS	W	12-06-00	3-0	61p,61,61	Nash	1-4	5-5	27-35	Garon/Nittymaki	17,562
19	11/22	NSH	W	13-06-00	2-0	22,61	Commodore	0-5	4-4	30-27	Mason/Rinne	10,095
20	11/24	at NYI	OTW	14-06-00	4-3	50p,71,18,93	Voracek	1-4	2-2	38-24	Garon/DiPietro	8,652
21	11/26	DET	L	14-07-00	1-2	50	Filppula	0-5	2-3	35-32	Howard/Mason	18,391+
22	11/28	at DET	L	14-08-00	2-4	16,18p	Filppula	1-7	5-5	29-42	Howard/Mason	18,860
23	12/1	NSH	SOL	14-08-01	3-4	50,10,50	Sullivan	0-4	5-5	31-29	Rinne/Mason	9,892
24	12/3	at BUF	L	14-09-01	0-5	-	Hecht	0-6	3-6	19-37	Miller/Garon	18,529
25	12/4	PIT	L	14-10-01	2-7	26,71p	Martin	1-5	1-4	23-35	Fleury/Mason	19,143+
26	12/6	DAL	SOW	15-10-01	3-2	10,61p,25x	Wilson	1-3	4-4	29-18	Garon/Lehtonen	10,932
27	12/9	at STL	L	15-11-01	1-4	35	McClement	0-8	0-3	28-24	Halak/Garon	19,150
28	12/11	NYR	W	16-11-01	3-1	50p,61,61	Nash	1-2	4-5	23-33	Mason/Lundqvist	15,780
29	12/13	at CGY	OTL	16-11-02	2-3	50s,61p	Iginla	1-1	3-3	24-25	Kiprusoff/Garon	19,289
30	12/15	at VAN	OTL	16-11-03	2-3	16,23p	Kesler	1-3	4-5	30-30	Luongo/Garon	18,860
31	12/16	at EDM	L	16-12-03	3-6	20,20p,20	Eberle	1-3	3-4	40-36	Khabibulin/Mason	16,839
32	12/18	DAL	L	16-13-03	1-2	51	Richards	0-5	5-6	36-23	Lehtonen/Garon	13,973
33	12/21	CGY	W	17-13-03	3-1	93,40,97	Boll	0-3	3-4	37-30	Garon/Karlsson	12,443
34	12/23	VAN	L	17-14-03	3-7	18,18,23	D. Sedin	0-1	4-5	27-30	Schneider/Garon	12,159
35	12/26	at CHI	L	17-15-03	1-4	16p	Sharp	1-4	3-5	27-25	Turco/Garon	21,492
36	12/27	MIN	SOW	18-15-03	4-3	16,51,17,25x	Wilson	0-0	7-7	22-40	Mason/Theodore	14,454
37	12/30	at TOR	W	19-15-03	3-2	20,20,18p	Umberger	1-2	0-1	32-22	Mason/Gustavsson	19,148
38	12/31	OTT	OTW	20-15-03	4-3	18,26,61,93	Voracek	0-4	3-3	23-38	Mason/Elliott	17,652
39	1/2	at NSH	L	20-16-03	1-4	18	Spaling	0-3	2-3	20-26	Rinne/Mason	14,593
40	1/4	at PHX	L	20-17-03	2-4	18,93p	Doan	1-2	4-4	28-33	Bryzgalov/Garon	8,222
41	1/7	at ANA	L	20-18-03	0-6	-	Selanne	0-3	1-4	27-29	Hiller/Mason	12,815
42	1/8	at LAK	L	20-19-03	4-6	11,61,51,61	Smyth	0-3	2-4	34-36	Quick/Garon	18,118
43	1/11	PHX	L	20-20-03	3-4	40,97,20p	Morris	1-5	4-4	40-28	Bryzgalov/Garon	11,109
44	1/14	DET	SOW	21-20-03	3-2	93,14p,50x	Vermette	1-5	3-3	32-28	Mason/MacDonald	18,684+
45	1/15	at DET	OTL	21-20-04	5-6	16,14,11,18p,61	Franzen	1-2	1-1	30-34	MacDonald/Mason	20,066
46	1/18	at TBL	SOL	21-20-05	2-3	18,16	Malone	0-4	3-4	30-22	Garon/Roloson	13,291
47	1/19	at FLA	OTW	22-20-05	3-2	51,50,18p	Umberger	1-3	4-4	38-31	Mason/Vokoun	11,629
48	1/22	at STL	W	23-20-05	5-2	50,40,17,61p,51	Murray	1-5	2-3	30-21	Mason/Halak	19,150
49	1/25	ANA	L	23-21-05	2-3	61p,16p	Blake	2-5	1-3	37-22	Hiller/Mason	11,700
50	2/1	CHI	L	23-22-05	4-7	15,16,26,11	Toews	0-5	3-4	33-27	Turco/Mason	12,568
51	2/4	at DET	W	24-22-05	3-0	50,40,17	Vermette	0-3	6-6	24-34	Mason/Howard	20,066
52	2/5	EDM	W	25-22-05	4-3	18,20,18,20	Huselius	0-3	5-5	34-26	Mason/Khabibulin	18,370+
53	2/8	at PIT	W	26-22-05	4-1	61,26,93,50	Pahlsson	0-2	1-2	25-33	Mason/Fleury	18,147
54	2/9	SJS	L	26-23-05	2-3	20p,14p	Marleau	2-4	3-3	44-32	Niemi/Mason	11,906
55	2/11	COL	W	27-23-05	3-1	61,16,24	Brassard	0-2	1-1	32-32	Garon/Budaj	16,408
56	2/13	at DAL	W	28-23-05	2-1	11,61	Nash	0-2	5-6	39-30	Mason/Lehtonen	16,377
57	2/16	LAK	SOL	28-23-06	3-4	93,61,10	Stoll	0-2	3-3	24-29	Quick/Garon	12,442
58	2/18	at CHI	W	29-23-06	4-3	11,50p,24,6p	Stralman	2-4	3-3	36-40	Mason/Crawford	21,708
59	2/22	NSH	W	30-23-06	4-0	61,11p,50,61p	Nash	2-5	2-2	30-20	Mason/Rinne	12,475
60	2/25	PHX	W	31-23-06	5-3	18p,93p,11p,11,11	Calvert	3-9	5-5	34-28	Mason/Bryzgalov	16,771
61	2/27	at NSH	L	31-24-06	2-3	11p,10p	Legwand	2-5	1-2	27-28	Rinne/Garon	16,340
62	3/1	at VAN	SOL	31-24-07	1-2	8	Torres	0-4	3-3	31-26	Luongo/Mason	18,860
63	3/3	at EDM	L	31-25-07	2-4	35,8	Eberle	0-5	4-5	28-38	Dubnyk/Mason	16,839
64	3/4	at CGY	L	31-26-07	3-4	52,50,35	Glencross	0-3	5-7	40-28	Kiprusoff/Mason	19,289
65	3/7	at STL	SOL	31-26-08	4-5	93,11,51p,24	Steen	1-3	0-2	28-36	Bishop/Mason	19,150
66	3/9	STL	OTL	31-26-09	3-4	93,18p,24	Stewart	1-4	2-2	22-26	Halak/Garon	11,508
67	3/11	LAK	L	31-27-09	2-4	9,16	Kopitar	0-3	4-5	34-22	Bernier/Mason	15,605
68	3/12	at CAR	W	32-27-09	3-2	26s,24,24	MacKenzie	0-5	9-9	28-31	Mason/Ward	18,680
69	3/15	BOS	SOL	32-27-10	2-3	14,9	Seguin	0-6	1-1	36-29	Rask/Mason	12,282
70	3/17	DET	L	32-28-10	0-2	-	Miller	0-6	3-4	37-27	MacDonald/Mason	14,444
71	3/19	at MIN	OTW	33-28-10	5-4	61,10,35,61,50	Vermette	0-0	1-1	33-36	Garon/Backstrom	18,305
72	3/20	NJD	L	33-29-10	0-3	-	Clarkson	0-1	4-4	13-31	Brodeur/Mason	13,043
73	3/22	at COL	SOL	33-29-11	4-5	61,24s,18s,18	Hejduk	0-2	3-4	33-32	Elliott/Mason	12,301
74	3/24	at PHX	L	33-30-11	0-3	-	Rozsival	0-2	3-4	28-23	Bryzgalov/Garon	11,172
75	3/27	VAN	L	33-31-11	1-4	18	H. Sedin	0-5	2-4	40-24	Schneider/Garon	14,469
76	3/29	FLA	SOW	34-31-11	3-2	9,50,43x	Mayorov	0-3	2-3	32-31	Mason/Clemmensen	11,670
77	3/31	at WSH	OTL	34-31-12	3-4	50,51,9	Chimera	0-2	1-1	23-33	Neuvirth/Mason	18,398
78	4/1	CHI	SOL	34-31-13	3-4	43,16p,26	Stalberg	1-7	3-4	34-29	Crawford/Garon	16,217
79	4/3	STL	L	34-32-13	1-6	18p	Porter	1-2	1-2	24-33	Halak/Garon	13,538
80	4/5	at DAL	L	34-33-13	0-3	-	Ott	0-2	4-5	23-30	Lehtonen/Garon	16,012
81	4/8	at NSH	L	34-34-13	1-4	16	Halischuk	0-1	3-3	45-25	Rinne/Mason	17,113
82	4/9	BUF	L	34-35-13	4-5	15,40,20,20p	Gaustad	1-4	2-4	36-30	Enroth/Mason	18,717+



2009-10 FINAL STATS

General Manager: Scott Howson | **Head Coach:** Ken Hitchcock / Claude Noel | **Captain:** Rick Nash

PLAYERS	POS	GP	TOI	G	A	P	+/-	PIM	PP	SH	GW	S	S%	
Rick Nash	LW	76	20:56	33	34	67	-2	58	10	2	6	254	13.0	
Antoine Vermette	C	82	20:08	27	38	65	2	32	6	2	1	156	17.3	
Kristian Huselius	LW	74	18:23	23	40	63	-4	36	8	1	5	162	14.2	
R.J. Umberger	LW	82	19:10	23	32	55	-16	40	8	1	4	221	10.4	
Jakub Voracek	RW	81	15:37	16	34	50	-7	26	4	0	1	154	10.4	
Derick Brassard	C	79	14:56	9	27	36	-17	48	4	0	0	125	7.2	
Anton Stralman	D	73	20:29	6	28	34	-17	37	4	0	0	121	5.0	
Fedor Tyutin	D	80	23:31	6	26	32	-7	49	3	0	2	149	4.0	
Raffi Torres +	LW	60	13:34	19	12	31	-8	32	7	0	3	99	19.2	
Kris Russell	D	70	18:35	7	15	22	3	32	0	0	1	108	6.5	
Jason Chimera +	LW	39	14:46	8	9	17	-7	47	1	0	1	92	8.7	
Samuel Pahlsson	C	79	16:16	3	13	16	-9	32	0	0	0	93	3.2	
Derek Dorsett	RW	51	10:53	4	10	14	6	105	0	0	0	57	7.0	
Jan Hejda	D	62	20:38	3	10	13	-14	36	1	0	0	63	4.8	
Mike Commodore	D	57	19:00	2	9	11	-9	62	0	0	1	54	3.7	
Mathieu Roy +	D	31	18:19	0	10	10	-2	17	0	0	0	32	0.0	
Rostislav Klesla	D	26	20:06	2	6	8	-7	26	0	0	1	24	8.3	
Marc Methot	D	60	19:31	2	6	8	-8	51	0	0	0	42	4.8	
Andrew Murray	C	46	10:21	5	2	7	-6	6	0	0	0	73	6.8	
Jared Boll	RW	68	7:12	4	3	7	-8	149	0	0	0	56	7.1	
Fredrik Modin +	LW	24	14:40	2	4	6	-6	12	0	0	2	35	5.7	
Chris Clark	RW	WSH	38	11:39	4	11	15	-4	27	0	0	1	59	6.8
		CBJ	36	12:06	3	2	5	-8	21	0	0	0	46	6.5
		TOT	74	11:52	7	13	20	-12	48	0	0	1	105	6.7
Mike Blunden *	RW	40	8:06	2	2	4	3	59	0	0	0	40	5.0	
Derek MacKenzie	C	18	8:41	1	3	4	3	0	0	0	0	14	7.1	
Grant Clitsome *	D	11	14:44	1	2	3	0	6	0	0	0	7	14.3	
Milan Jurcina +	D	WSH	27	17:26	0	4	4	0	14	0	0	0	32	0.0
		CBJ	17	18:01	1	2	3	2	10	0	0	1	17	5.9
		TOT	44	17:40	1	6	7	2	24	0	0	1	49	2.0
Nikita Filatov *	LW	13	8:06	2	0	2	0	8	0	0	1	11	18.2	
Tomas Kana *	C	6	8:40	0	2	2	2	2	0	0	0	4	0.0	
Chad Kolarik *	C	2	6:29	0	0	0	-1	0	0	0	0	2	0.0	
Alexandre Picard +	LW	9	7:13	0	0	0	-3	10	0	0	0	12	0.0	
Tom Sestito *	LW	3	5:33	0	0	0	0	7	0	0	0	0	0.0	
Trevor Frischmon	C	3	6:06	0	0	0	0	4	0	0	0	1	0.0	
Nathan Paetsch	D	BUF	11	9:39	1	1	2	6	0	0	0	9	11.1	
		CBJ	10	11:14	0	0	0	-5	6	0	0	0	8	0.0
		TOT	21	10:24	1	1	2	-3	12	0	0	0	17	5.9
Maksim Mayorov *	LW	4	7:40	0	0	0	-1	0	0	0	0	4	0.0	
Greg Moore *	C	4	5:54	0	0	0	0	0	0	0	0	2	0.0	
TOTALS		82		214	381	595		1,066	56	6	30	2,338	9.2	

GOALTENDERS	GP	MIN	W	L	OT	SO	GA	SA	SV	GAA	SV%	A	PTS	PIM
Steve Mason	58	3,201	20	26	9	5	163	1,653	1,490	3.05	.901	2	2	2
Mathieu Garon	35	1,771	12	9	6	2	83	858	775	2.81	.903	0	0	2
TOTALS	82	4,972	32	35	15	7	246	2,511	2,265	2.97	.902	2	2	4

+Traded Player * Rookie

2009-10 SEASON NOTES

- Completed ninth NHL season with a 32-35-15 record (79 pts.), finishing fifth in the Central Division, 14th in the Western Conference and 27th in the NHL.
- Began the season with a 12-6-2 mark but went 2-11-5 from Dec. 1 through Jan. 5 before rebounding to go 17-15-6 over the final 38 games of the campaign.
- Scored 214 goals in 82 games, averaging 2.61 goals per game, which was the third-highest total in franchise history. The club scored a club-record 56 power play goals (on 308 attempts), converting 18.2 percent of its chances with the man advantage.
- The Blue Jackets had a club-record five players record 50 or more points – Rick Nash (67), Antoine Vermette (65), Kristian Huselius (63), R.J. Umberger (55) and Jakub Voracek (50).
- Left wing Rick Nash tallied 33-34-67 in 76 games to lead the club in goals for the sixth-straight season and points for the third straight year. He also helped Canada capture the gold medal at the 2010 Olympic Games held in Vancouver, British Columbia.
- Center Antoine Vermette and left wing R.J. Umberger were the only Jackets to play in all 82 games and each set career highs for points in a season. Vermette tallied 27-38-65 to surpass the 24-29-53 he collected in 81 games with Ottawa in 2007-08. Umberger notched 23-32-55, which topped his previous career best of 13-37-50 in 74 games with Philadelphia in 2007-08.
- At 20 years, 8 months at season's end, right wing Jakub Voracek became the second-youngest player in Blue Jackets history to record 50 points in a season as he tallied 16-34-50 in 80 games. The only CBJ player who hit the 50-point mark at a younger age was Rick Nash with 41-16-57 in 80 games in 2003-04 (19 years, 10 months).

2009-10 RESULTS



GM	DATE	OPPONENT	RESULT	RECORD	SCORE	CBJ GOAL SCORERS	GWG	PP	PK	SF-SA	W/L GOALIE	ATTN.
1	10/3	MIN	W	01-00-00	2-1	18s, 97	Klesla	0-3	3-4	39-33	Mason/Backstrom	18,159+
2	10/5	at VAN	W	02-00-00	5-3	50,20,97,28,14p	Filatov	1-3	3-3	24-43	Mason/Luongo	18,810
3	10/8	at SJS	L	02-01-00	3-6	61, 25, 14xp	Heatley	1-3	4-4	27-28	Nabokov/Mason	17,562
4	10/10	at PHX	W	03-01-00	2-0	61,18	Nash	0-2	7-7	19-36	Garon/Bryzgalov	17,532
5	10/13	CGY	W	04-01-00	2-1	6p,20	Huselius	1-4	1-1	33-23	Mason/Kiprusoff	13,280
6	10/17	LAK	W	05-01-00	4-1	25,14p,61s,93p	Torres	2-6	5-5	24-28	Mason/Quick	15,251
7	10/20	at CGY	L	05-02-00	3-6	61s, 16p, 93p	Phaneuf	2-7	5-5	30-22	Kiprusoff/Mason	19,289
8	10/22	at EDM	L	05-03-00	4-6	20,14p,20,25	Visnovsky	1-4	4-7	32-32	Khabibulin/Garon	16,839
9	10/24	at ANA	W	06-03-00	6-4	50,61,93,93,51,61	Tyutin	0-2	2-2	37-36	Mason/Giguere	14,468
10	10/25	at LAK	L	06-04-00	2-6	50,20p	Stoll	1-4	2-4	27-25	Quick/Mason	15,820
11	10/28	PHX	L	06-05-00	1-4	16p	Vandermeer	1-6	3-6	32-23	LaBarbera/Mason	13,184
12	10/30	PIT	SOL	06-05-01	3-4	61p,61,15	Crosby	1-7	5-5	32-32	Johnson/Mason	19,136+
13	11/1	at WSH	OTW	07-05-01	5-4	61,18p,14,14,18p	Umberger	2-6	4-5	32-36	Mason/Theodore	18,277
14	11/4	SJS	SOL	07-05-02	2-3	25, 61p	Boyle	1-1	1-2	28-38	Nabokov/Mason	13,401
15	11/5	at ATL	W	08-05-02	4-3	93,16,14,14	Torres	0-2	6-8	21-35	Garon/Pavelec	10,878
16	11/7	CAR	W	09-05-02	3-2	28,40,61	Nash	0-3	5-5	26-26	Mason/Leighton	14,850
17	11/11	DET	L	09-06-02	1-9	61	Datsyuk	0-2	2-4	26-39	Howard/Mason	15,304
18	11/13	ANA	SOW	10-06-02	3-2	61,20,20x	Huselius	1-4	5-5	29-34	Garon/Giguere	15,577
19	11/16	EDM	SOW	11-06-02	3-2	6p,50p,93x	Voracek	2-4	3-5	32-25	Garon/Khabibuli	13,030
20	11/19	at DAL	W	12-06-02	4-1	61p,20s,20p,14p	Huselius	3-7	4-4	28-26	Mason/Turco	16,155
21	11/21	at NSH	SOL	12-06-03	3-4	18,18,6p	Legwand	1-3	6-8	29-48	Rinne/Pekka	13,790
22	11/23	at NYR	L	12-07-03	4-7	24,40,20,93	Avery	0-1	3-4	30-33	Lundqvist/Garon	18,200
23	11/24	at MTL	L	12-08-03	3-5	50,6p,50p	Bergeron	3-6	4-8	36-29	Price/Garon	21,273
24	11/26	at OTT	L	12-09-03	1-2	20p	Foligno	1-6	3-4	33-36	Elliot/Mason	19,244
25	11/28	CGY	SOL	12-09-04	4-3	61p,3,40	Lundmark	1-2	2-3	32-32	McElhinny/Mason	17,772
26	11/30	STL	W	13-09-04	5-2	10,18,18,50,18	Umberger	0-5	3-4	27-29	Mason/Mason	12,391
27	12/1	at CHI	SOL	13-09-05	3-5	50,26,10	Seabrook	0-3	2-4	23-26	Huet/Mason	20,363
28	12/3	TOR	L	13-10-05	3-6	20p,25,8p	Kessel	2-5	3-3	36-25	MacDonald/Mason	13,825
29	12/5	COL	L	13-11-05	2-3	25,93	Stewart	0-3	5-5	31-19	Budaj/Mason	14,909
30	12/9	FLA	W	14-11-05	3-0	25,16,26	Chimera	0-2	3-3	32-32	Mason/Vokoun	12,800
31	12/10	at NSH	SOL	14-11-06	3-4	10,14p,61	Sullivan	1-2	3-3	31-39	Rinne/Garon	14,601
32	12/12	ANA	L	14-12-06	1-3	18	Ryan	0-4	1-2	36-25	Hiller/Mason	14,461
33	12/14	NSH	L	14-13-06	3-5	50p,93p,18	Sullivan	2-8	4-4	31-32	Ellis/Mason	12,856
34	12/15	at MIN	L	14-14-06	1-2	61	Zidlicky	0-1	1-1	22-23	Backstrom/Mason	18,086
35	12/17	PHX	SOL	14-14-07	1-2	61p	Lang	1-6	2-2	39-27	LaBarbera/Garon	13,363
36	12/19	at COL	L	14-15-07	2-5	18p,25p	Wolski	2-3	3-5	30-31	Anderson/Mason	11,782
37	12/21	at PHX	L	14-16-07	2-5	16,50	Doan	0-2	6-7	27-23	Bryzgalov/Garon	9,348
38	12/23	at DAL	L	14-17-07	1-3	61	Neal	0-4	4-4	34-28	Auld/Mason	16,532
39	12/26	at DET	L	14-18-07	1-2	50	Bertuzzi	0-4	4-5	29-27	Howard/Garon	20,066
40	12/28	DET	OTW	15-18-07	1-0	33	Modin	0-3	4-4	40-34	Mason/Howard	18,421+
41	12/29	at NYI	SOL	15-18-08	1-2	18	Schremp	0-3	4-4	42-25	Roloson/Mason	12,192
42	12/31	NSH	OTL	15-18-09	1-2	14	Legwand	0-1	2-2	32-29	Ellis/Garon	18,221+
43	1/2	COL	L	15-19-09	2-3	20p,16	Galiardi	1-3	4-5	28-37	Anderson/Mason	17,371
44	1/5	at VAN	L	15-20-09	3-7	18,20,10	H. Sedin	0-5	2-3	32-24	Luongo/Mason	18,810
45	1/7	at EDM	W	16-20-09	4-2	18,50,20p,8	Huselius	1-3	4-4	29-26	Garon/Dubnyk	16,839
46	1/8	at CGY	W	17-20-09	3-2	14,18,50	Vermette	0-2	3-3	22-22	Garon/McElhinney	19,289
47	1/10	DAL	W	18-20-09	2-0	14,50	Torres	1-5	5-5	41-26	Garon/Turco	14,501
48	1/12	at STL	L	18-21-09	1-4	51p	Steen	1-5	2-3	27-23	Mason/Garon	17,900
49	1/14	at CHI	L	18-22-09	0-3	-	Campbell	0-2	2-2	24-36	Huet/Garon	21,884
50	1/16	CHI	L	18-23-09	5-6	20,61,10,61,14	Toews	0-4	1-3	26-31	Huet/Garon	18,738+
51	1/18	STL	W	19-23-09	4-2	14,14,61p,11	Nash	1-4	3-4	30-32	Garon/Mason	14,505
52	1/19	at PHI	L	19-24-09	3-5	18p,18,61p	Pronger	2-3	4-5	28-37	Emery/Garon	19,126
53	1/21	at BOS	W	20-24-09	3-2	11,50,18p	Umberger	1-4	2-2	25-34	Mason/Rask	17,565
54	1/23	at MIN	L	20-25-09	2-4	61,50	Belanger	0-2	5-5	24-28	Backstrom/Mason	18,173
55	1/26	NSH	W	21-25-09	3-2	16,20p,33	Modin	1-4	4-4	17-31	Mason/Rinne	13,775
56	1/28	LAK	L	21-26-09	1-4	50	Kopitar	0-3	2-3	30-18	Mason/Quick	13,709
57	1/30	at STL	W	22-26-09	3-2	15,51p,10	Russell	1-5	2-4	19-27	Garon/Mason	19,150
58	2/2	at COL	L	22-27-09	1-5	50s	Yip	0-4	1-1	21-26	Garon/Anderson	11,213
59	2/4	DAL	W	23-27-09	2-1	6,18	Umberger	0-0	3-3	26-23	Mason/Turco	14,028
60	2/6	BUF	W	24-27-09	4-0	23,61p,6,14p	Jurcina	2-6	5-5	25-28	Mason/Lalime	18,576+
61	2/10	SJS	W	25-27-09	3-0	61,93,50	Nash	0-4	3-3	21-40	Mason/Greiss	15,234
62	2/12	VAN	L	25-28-09	3-4	61,40,14	Samuelsson	0-2	4-5	35-35	Raycroft/Mason	16,564
63	2/14	CHI	SOL	25-28-10	4-5	20,14,61p,51	Brouwer	1-6	4-5	26-37	Niemi/Garon	17,673
64	3/2	VAN	OTL	25-28-11	3-4	17,50,15	Ehrhoff	0-6	3-4	30-31	Raycroft/Mason	14,513
65	3/6	at SJS	L	25-29-11	1-2	17	Pavelski	0-4	7-8	22-44	Nabokov/Mason	17,562
66	3/8	at LAK	L	25-30-11	0-6	-	Simmonds	0-4	3-6	35-11	Mason/Quick	17,524
67	3/9	at ANA	W	26-30-11	5-2	15,93p,51,50p,16p	Tyutin	3-6	7-7	29-38	Garon/Hiller	13,700
68	3/11	ATL	W	27-30-11	2-1	18p,20	Huselius	1-4	2-2	21-29	Garon/Hedberg	13,459
69	3/13	STL	L	27-31-11	1-5	93	Backes	0-6	2-4	25-36	Mason/Mason	16,453
70	3/15	EDM	W	28-31-11	5-3	93,11,3,20,50	Huselius	0-2	4-4	29-32	Mason/Dubnyk	13,603
71	3/19	MIN	W	29-31-11	4-2	20,10,61,61	Nash	0-3	5-5	32-20	Garon/Harding	16,419
72	3/20	at NSH	OTL	29-31-12	0-1	-	Franson	0-3	3-3	33-31	Rinne/Mason	16,363
73	3/23	at NJD	L	29-32-12	3-6	50,93,20	Zajec	0-3	3-6	22-30	Brodeur/Mason	14,202
74	3/25	CHI	W	30-32-12	8-3	22,20,20,93ps,50,17,50p,12	Voracek	1-2	4-5	32-41	Mason/Huet	14,573
75	3/27	NYI	OTL	30-32-13	3-4	18p,61,44	Bailey	1-4	0-0	37-28	Roloson/Garon	16,972
76	3/28	at CHI	W	31-32-13	4-2	17,93,22,93	Commodore	0-4	4-4	20-35	Mason/Niemi	22,043
77	3/30	TBL	W	32-32-13	3-2	61,51,61p	Nash	1-6	3-4	25-18	Mason/Niittymaki	15,760
78	4/1	at DET	L	32-33-13	2-3	17,18p	Bertuzzi	1-2	2-3	22-32	Howard/Mason	19,259
79	4/3	WSH	L	32-34-13	2-3	50s,50	Green	0-3	5-6	36-27	Theodore/Mason	16,957
80	4/5	at STL	OTL	32-34-14	1-2	16p	Johnson	1-6	5-6	28-34	Mason/Garon	17,601
81	4/7	at DET	L	32-35-14	3-4	18,26,12	Cleary	0-1	3-5	24-35	Howard/Mason	20,066
82	4/9	DET	SOL	32-35-15	0-1	-	Bertuzzi	0-4	4-4	22-45	Howard/Mason	18,512+



2008-09 FINAL STATS

General Manager: Scott Howson | **Head Coach:** Ken Hitchcock | **Captain:** Rick Nash

Player	POS	GP	TOI	G	A	P	+/-	PIM	PP	SH	GW	S	S%
Rick Nash	LW	78	21:09	40	39	79	11	52	6	5	5	263	15.2
Kristian Huselius	LW	74	19:31	21	35	56	1	44	5	0	2	212	9.9
Jason Williams	C	ATL	41	16:04	7	11	18	-9	8	4	0	79	8.9
		CBJ	39	15:37	12	17	29	5	16	3	0	74	16.2
		TOT	80	15:51	19	28	47	-4	24	7	0	153	12.4
R.J. Umberger	C	82	18:46	26	20	46	-10	53	9	0	2	234	11.1
Antoine Vermette	C	OTT	62	18:03	9	19	28	-12	42	2	0	141	6.4
		CBJ	17	19:29	7	6	13	5	8	1	1	33	21.2
		TOT	79	18:21	16	25	41	-7	50	3	1	174	9.2
Jakub Voracek *	RW	80	12:39	9	29	38	11	44	0	0	1	101	8.9
Manny Malhotra	C	77	18:00	11	24	35	9	28	0	0	3	116	9.5
Fedor Tyutin	D	82	23:30	9	25	34	1	81	5	1	0	167	5.4
Derick Brassard *	C	31	14:25	10	15	25	12	17	3	0	1	59	16.9
Fredrik Modin	LW	50	16:52	9	16	25	2	28	2	0	0	113	8.0
Mike Commodore	D	81	22:53	5	19	24	11	100	0	0	0	103	4.9
Jason Chimera	LW	49	16:14	8	14	22	8	41	1	0	1	115	7.0
Michael Peca	C	71	14:06	4	18	22	-6	58	0	0	2	74	5.4
Jan Hejda	D	82	22:22	3	18	21	23	38	0	0	1	66	4.5
Kris Russell	D	66	16:07	2	19	21	-10	28	1	0	1	86	2.3
Raffi Torres	LW	51	12:05	12	8	20	-4	23	2	0	6	74	16.2
Marc Methot	D	66	17:57	4	13	17	7	55	0	0	0	58	6.9
Jared Boll	RW	75	8:53	4	10	14	-6	180	1	0	0	73	5.5
Andrew Murray	C	67	11:16	8	3	11	-6	10	1	0	3	89	9.0
Rostislav Klesla	D	34	20:58	1	8	9	2	38	0	0	0	30	3.3
Jiri Novotny	C	42	13:20	4	3	7	4	14	0	1	0	56	7.1
Christian Backman	D	56	15:39	2	5	7	5	32	1	0	1	54	3.7
Derek Dorsett *	RW	52	8:53	4	1	5	-1	150	0	0	1	59	6.8
Nikita Filatov *	LW	8	8:07	4	0	4	3	0	0	0	1	10	40.0
Chris Gratton	C	TB	18	10:47	0	2	2	-3	10	0	0	16	0.0
		CBJ	6	9:45	0	1	1	2	2	0	0	4	0.0
		TOT	24	10:32	0	3	3	-1	12	0	0	20	0.0
Craig MacDonald	C	8	10:39	1	1	2	1	0	0	0	1	6	16.7
Ole-Kristian Tollefsen	D	19	10:20	0	1	1	-4	37	0	0	0	12	0.0
Alexandre Picard	LW	15	6:53	0	1	1	-1	26	0	0	0	10	0.0
Aaron Rome *	D	8	15:28	0	1	1	1	0	0	0	0	7	0.0
Clay Wilson *+	D	5	9:26	0	1	1	-2	0	0	0	0	9	0.0
Derek MacKenzie	C	1	7:15	0	0	0	-1	2	0	0	0	1	0.0
Maksim Mayorov *	RW	3	5:44	0	0	0	0	0	0	0	0	1	0.0
Michael York	LW	1	13:15	0	0	0	0	0	0	0	0	1	0.0
TOTALS		82		220	371	591		1,205	41	8	35	2,370	9.3

GOALTENDERS	GP	MIN	W	L	OT	SO	GA	SA	SV	GAA	SV%	A	PTS	PIM
Steve Mason *	61	3,664	33	20	7	10	140	1,658	1,518	2.29	.915	0	0	2
Pascal Leclaire +	12	674	4	6	1	0	43	324	281	3.83	.867	1	1	0
Fredrik Norrena	8	323	1	3	2	0	17	133	116	3.16	.872	0	0	0
Dan LaCosta *	3	156	2	0	0	1	4	80	76	1.54	.950	0	0	0
Wade Dubielewicz	3	169	1	2	0	0	10	77	67	3.56	.870	0	0	0
TOTALS	82	4,986	41	31	10	11	214	2,272	2,058	2.58	.906	1	1	2

+Traded Player * Rookie

2008-09 SEASON NOTES

- Completed their eighth NHL season with a 41-31-10 record (92 pts.), finishing fourth in the Central Division, seventh in the Western Conference and 16th in the NHL, setting franchise records for wins and points in a season.
- After beginning the season 3-6-0 through Oct. 27, went 38-25-10 and posted winning months in five consecutive months – Nov.: 6-4-3; Dec.: 7-6-1; Jan.: 7-5-1; Feb.: 7-4-1 and Mar.: 9-4-2.
- Compiled franchise-best records at home (25-13-3, 53 pts.) and on the road (16-18-7, 39 pts.).
- Went 13-3-2 vs. Eastern Conference teams, which was the best record among all Western Conference clubs.
- Left wing Rick Nash tallied 40-39-79 in 78 games, leading the club in goals for the fifth-straight season and points for the second year in a row and setting a club record with 24 multi-point games. He collected two hat tricks – Jan. 27 vs. Detroit and Mar. 7 at Detroit in which he became the first player to score three unassisted goals since 1948 (Montreal's Maurice Richard). He notched 1-2-3 at the All-Star Game on Jan. 25 and won the NHL Foundation Player Award for his efforts in the community.
- Goaltender Steve Mason went 33-20-7 with a 2.29 GAA, .916 SV% and 10 SO in 61 games to earn the Calder Memorial Trophy as the NHL's top rookie, Second Team NHL All-Star and All-Rookie Team honors. His 10 shutouts led the NHL, set a franchise record and were the most by a rookie since 1969-70 (Chicago's Tony Esposito, NHL record 15).
- Right wing Jakub Voracek tallied 9-29-38 (one point shy of club rookie points record), +11 in 80 games and ranked second among NHL rookies in assists, eighth-T in plus/minus and 10th in points, while center Derick Brassard was leading all NHL rookies in scoring with 10-15-25 and was +12 in 31 games when he suffered a season-ending injury at Dallas on Dec. 18.

2008-09 RESULTS



GM	DATE	OPPONENT	RESULT	RECORD	SCORE	CBJ GOAL SCORERS	GWG	PP	PK	SF-SA	W/L GOALIE	ATTN.
1	10/10	at DAL	OTW	01-00-00	5-4	93,20,17,16,61	Nash	0-3	6-7	27-31	Leclaire/Turco	18,532
2	10/11	at PHX	L	01-01-00	1-3	16p	Mueller	1-4	5-7	29-30	Bryzgalov/Leclaire	17,125
3	10/14	at SJS	L	01-02-00	2-5	20p,5p	Marleau	2-6	1-2	33-25	Nabokov/Leclaire	17,496
4	10/17	NSH	W	02-02-00	5-3	61,28,93,61p,25p	Nash	2-4	5-5	28-30	Leclaire/Ellis	17,930
5	10/18	at NSH	L	02-03-00	3-6	25,3,61	Erat	0-4	4-4	26-30	Ellis/Norrena	13,259
6	10/21	VAN	W	03-03-00	4-2	25,20p,15,61	Dorsett	1-4	3-4	32-25	Leclaire/Luongo	12,057
7	10/24	NYR	L	03-04-00	1-3	93	Dubinsky	0-6	6-7	26-32	Lundqvist/Leclaire	14,724
8	10/25	at MIN	L	03-05-00	1-2	97	Nolan	0-2	4-4	26-23	Backstrom/Norrena	18,568
9	10/27	ANA	L	03-06-00	2-3	12s,16	Selanne	0-6	4-5	32-24	Giguere/Norrena	10,494
10	10/30	at COL	W	04-06-00	4-2	16,25,17,8	Murray	0-0	2-4	32-17	Norrena/Raycroft	14,945
11	11/1	CHI	SOL	04-06-01	3-4	18p,51s,20	Toews	1-10	2-4	51-24	Huet/Norrena	14,680
12	11/3	at NYI	OTL	04-06-02	3-4	3,18p,18	Campoli	1-7	2-2	34-29	MacDonald/Norrena	10,184
13	11/5	EDM	W	05-06-02	5-4	20p,16,18,33,27	Malhotra	1-6	4-5	38-26	Mason/Roloson	11,228
14	11/7	MTL	W	06-06-02	4-3	18,3,33,20x	Huselius	0-8	5-7	28-37	Mason/Halak	14,603
15	11/8	CGY	W	07-06-02	3-1	25,16,27	Brassard	0-7	5-6	28-23	Mason/McElhinney	14,088
16	11/12	PHX	L	07-07-02	2-5	61p,16	Porter	1-4	5-5	33-30	Bryzgalov/Mason	11,350
17	11/14	at BUF	W	08-07-02	6-1	18,19,16,27,18,61	Peca	0-2	7-8	25-37	Leclaire/Lalime	18,690
18	11/15	at MIN	SOL	08-07-03	2-3	20,61	Zidlicky	0-1	2-3	26-30	Backstrom/Mason	18,568
19	11/18	EDM	L	08-08-03	2-7	20,61p	Pouliot	1-7	1-3	39-19	Roloson/Leclaire	12,689
20	11/22	at ATL	W	09-08-03	2-0	61,18	Nash	0-3	2-2	31-15	Mason/Pavelec	15,561
21	11/26	PHX	L	09-09-03	2-3	20,25	Tikhonov	0-8	5-6	40-25	Tellqvist/Mason	14,569
22	11/28	at DET	L	09-10-03	3-5	91,51,51	Hossa	0-6	3-5	16-35	Osgood/Leclaire	20,066
23	11/29	WSH	W	10-10-03	3-0	14,61,61s	Torres	0-3	5-5	31-26	Mason/Johnson	17,448
24	12/1	VAN	W	11-10-03	3-2	33p,17,20	Huselius	1-8	2-4	29-32	Mason/Schneider	13,299
25	12/4	at SJS	L	11-11-03	2-3	61,33	Thornton	0-2	4-6	31-22	Nabokov/Mason	17,496
26	12/6	at LAK	L	11-12-03	0-3	-	Simmonds	0-4	2-2	23-18	LaBarbera/Mason	15,235
27	12/7	at ANA	L	11-13-03	3-5	16p,10,33	Ryan	1-6	3-3	32-34	Giguere/Mason	16,914
28	12/11	NSH	SOW	12-13-03	2-1	22, 93x	Voracek	0-4	3-3	36-26	Mason/Ellis	13,484
29	12/13	NYI	W	13-13-03	3-1	33p,25,17	Chimera	1-2	3-3	35-25	Mason/MacDonald	15,443
30	12/14	at CHI	L	13-14-03	1-3	33	Havlat	0-1	2-3	32-31	Huet/Mason	21,379
31	12/17	SJS	OTW	14-14-03	2-1	19,18	Umberger	0-3	5-5	32-48	Mason/Nabokov	13,884
32	12/18	at DAL	SOL	14-14-04	5-6	61,16p,18,20,61	Richards	1-4	2-4	28-17	Turco/Leclaire	16,281
33	12/20	at PHX	L	14-15-04	0-2	-	Reinprecht	0-2	3-3	33-24	Bryzgalov/Mason	16,125
34	12/23	LAK	L	14-16-04	0-3	-	Ivanans	0-5	3-3	24-42	Quick/Mason	15,145
35	12/27	PHI	W	15-16-04	3-0	8,17p,27	Hejda	1-6	3-3	33-20	Mason/Niittymaki	18,402+
36	12/29	at LAK	W	16-16-04	2-0	10p,61	Russell	1-3	4-4	25-24	Mason/Quick	18,118
37	12/31	at ANA	W	17-16-04	2-0	11,19	MacDonald	0-4	5-5	29-27	Mason/Giguere	16,758
38	1/2	at COL	W	18-16-04	6-1	20,61ps,20,22,93,18p	Nash	1-4	6-6	30-24	Mason/Budaj	14,482
39	1/3	at STL	L	18-17-04	2-5	22,33	Tkachuk	0-5	5-9	22-27	Legace/Mason	19,150
40	1/6	at DET	L	18-18-04	0-3	-	Datsyuk	0-3	2-4	23-40	Conklin/Mason	19,717
41	1/9	at WSH	W	19-18-04	3-0	18,51p,40p	Umberger	2-7	6-6	23-45	Mason/Theodore	18,277
42	1/10	MIN	W	20-18-04	4-2	28,15,28,28	Filatov	0-2	2-3	32-23	Mason/Harding	16,605
43	1/13	COL	W	21-18-04	4-3	93,18p,20,19	Peca	1-4	3-4	27-26	Mason/Raycroft	15,343
44	1/16	NJD	L	21-19-04	1-2	27	Madden	0-3	0-1	27-28	Weekes/Mason	17,738
45	1/18	at VAN	SOW	22-19-04	6-5	27,29p,61,22,14,29x	Williams	1-2	3-4	28-30	Mason/Luongo	18,630
46	1/20	at EDM	L	22-20-04	3-4	40,3,29	Hemsky	0-2	1-2	23-22	Roloson/Mason	16,839
47	1/21	at CGY	SOL	22-20-05	4-5	18,18p,93,61s	Bertuzzi	1-5	5-6	33-31	Kiprusoff/Mason	19,289
48	1/27	DET	OTW	23-20-05	3-2	61s,61p,61	Nash	1-3	1-2	23-23	Mason/Osgood	16,348
49	1/30	OTT	W	24-20-05	1-0	93	Voracek	0-6	5-5	25-18	Mason/Auld	17,080
50	1/31	DAL	L	24-21-05	3-7	20,51p,40	Neal	1-4	3-3	38-31	Turco/Dubielewicz	18,049
51	2/3	STL	L	24-22-05	2-4	18p,51	Boyes	1-5	4-4	35-22	Mason/Mason	13,560
52	2/6	at PIT	L	24-23-05	1-4	51p	Sykora	1-5	0-1	34-25	Fleury/Dubielewicz	17,050
53	2/7	SJS	OTW	25-23-05	2-3	29,61,5	Backman	0-1	4-5	20-30	LaCosta/Nabokov	18,144+
54	2/10	COL	W	26-23-05	3-0	17,29,33	Murray	0-2	3-3	30-31	LaCosta/Budaj	14,506
55	2/13	DET	W	27-23-05	3-2	14,25,29	Williams	0-4	4-4	25-34	Mason/Osgood	18,802+
56	2/14	at CAR	W	28-23-05	5-1	22,20p,18p,27,20	Huselius	2-4	3-3	20-27	Mason/Ward	18,680
57	2/16	DAL	SOL	28-23-06	2-3	18p,18	Neal	1-6	3-3	43-22	Turco/Mason	15,006
58	2/18	STL	W	29-23-06	4-3	51p,27,61,17	Murray	1-3	4-5	21-24	Mason/Mason	14,305
59	2/19	at TOR	SOW	30-23-06	4-3	61,18,20,61x	Nash	0-2	4-5	34-35	Mason/Pogge	19,179
60	2/21	ANA	L	30-24-06	2-5	61p,20p	Perry	2-8	1-2	28-13	Giguere/Mason	18,628+
61	2/24	at CGY	L	30-25-06	1-4	18	Phaneuf	0-4	1-2	29-28	Kiprusoff/Mason	19,289
62	2/26	at EDM	W	31-25-06	1-0	14	Torres	0-4	2-2	32-19	Mason/Roloson	16,839
63	3/1	at VAN	L	31-26-06	1-3	61	Kesler	0-5	4-5	20-30	Luongo/Mason	18,630
64	3/3	LAK	W	32-26-06	5-4	93,14p,27,12,27	Malhotra	1-1	2-3	25-26	Mason/Quick	15,049
65	3/5	at NSH	L	32-27-06	2-4	29,61	Sullivan	0-3	2-2	33-23	Rinne/Mason	13,064
66	3/7	at DET	W	33-27-06	8-2	14,18,29,61s,61,18,17,61	Williams	1-2	6-6	28-46	Mason/Osgood	20,066
67	3/10	BOS	W	34-27-06	2-0	14p,61	Torres	1-3	3-3	34-35	Mason/Thomas	16,675
68	3/12	PIT	SOW	35-27-06	4-3	20,29,50,20x	Huselius	0-6	3-4	28-41	Mason/Fleury	19,167+
69	3/13	at CHI	W	36-27-06	5-3	50,20,50p,14,61s	Torres	1-2	4-6	22-30	Dubielewicz/Huet	22,176
70	3/15	DET	L	36-28-06	0-4	-	Hossa	0-4	4-5	23-30	Osgood/Mason	18,685+
71	3/18	CHI	OTW	37-28-06	4-3	18,15,61,50	Vermette	0-5	6-7	28-27	Mason/Huet	15,190
72	3/21	at FLA	W	38-28-06	3-1	14,14,50	Torres	0-1	3-3	27-23	Mason/Vokoun	17,032
73	3/24	at TBL	OTL	38-28-07	1-2	8	St. Louis	0-3	0-1	34-17	McKenna/Mason	14,454
74	3/26	CGY	W	39-28-07	5-0	27,29p,14,18,29p	Malhotra	2-5	7-7	36-33	Mason/Kiprusoff	16,327
75	3/28	at STL	SOL	39-28-08	3-4	50s,20,61	Perron	0-3	5-5	27-28	Mason/Mason	19,250
76	3/29	STL	L	39-29-08	2-5	51p,61	Perron	1-4	5-6	28-27	Mason/Mason	17,095
77	3/31	NSH	W	40-29-08	2-1	18,14	Torres	0-2	2-2	33-22	Mason/Rinne	14,495
78	4/4	at NSH	SOL	40-29-09	4-5	61,12,61p,29	Koistinen	1-3	6-7	23-33	Rinne/Mason	16,750
79	4/5	CHI	OTL	40-29-10	0-1	-	Versteeg	0-3	3-3	20-25	Khabibulin/Mason	15,957
80	4/8	at CHI	SOW	41-29-10	4-3	50,29,61,51x	Tyutin	0-1	2-3	22-27	Mason/Khabibulin	21,536
81	4/10	at STL	L	41-30-10	1-3	12	Tkachuk	0-0	4-6	17-25	Mason/Mason	19,250
82	4/11	MIN	L	41-31-10	3-6	61,40,15	Gaborik	0-3	5-6	28-28	Harding/Mason	19,013+



2007-08 FINAL STATS

General Manager: Scott Howson | **Head Coach:** Ken Hitchcock | **Captain:** Adam Foote / Rick Nash

PLAYER	POS	GP	TOI	G	A	P	+/-	PIM	PP	SH	GW	S	S%
Rick Nash	LW	80	20:29	38	31	69	2	95	10	4	6	329	11.6
Nikolai Zherdev	RW	82	19:22	26	35	61	-9	34	7	0	3	254	10.2
Michael Peca	C	65	18:34	8	26	34	-1	64	3	0	3	86	9.3
Ron Hainsey	D	78	22:33	8	24	32	-7	25	8	0	0	161	5.0
Jason Chimera	LW	81	17:29	14	17	31	-5	98	1	1	3	198	7.1
Manny Malhotra	C	71	16:27	11	18	29	-3	34	2	0	2	112	9.8
Sergei Fedorov +	C	50	17:27	9	19	28	-3	30	5	0	1	94	9.6
David Vyborny	RW	66	15:29	7	19	26	-8	34	2	0	0	106	6.6
Dan Fritsche	C	69	12:20	10	12	22	2	22	1	1	4	109	9.2
Jiri Novotny	C	65	17:43	8	14	22	-10	24	1	0	0	91	8.8
Rostislav Klesla	D	82	23:12	6	12	18	7	60	3	0	1	130	4.6
Adam Foote +	D	63	24:01	1	14	15	3	95	0	1	0	57	1.8
Dick Tarnstrom	D	EDM	29	19:35	1	4	5	-6	40	0	0	22	4.5
	CBJ	19	19:03	2	7	9	-5	12	1	0	0	22	9.1
	TOT	48	19:22	3	11	14	-11	52	1	0	0	44	6.8
Jan Hejda	D	81	21:07	0	13	13	20	61	0	0	0	71	0.0
Fredrik Modin	LW	23	16:50	6	6	12	1	20	2	0	1	41	14.6
Curtis Glencross *+	LW	36	12:07	6	6	12	3	25	1	0	1	63	9.5
Andrew Murray *	C	39	11:42	6	4	10	0	12	0	0	0	45	13.3
Jared Boll *	RW	75	8:00	5	5	10	-4	226	0	0	3	63	7.9
Kris Russell *	D	67	14:47	2	8	10	-12	14	1	0	1	90	2.2
Gilbert Brule	C	61	9:53	1	8	9	-4	24	0	0	1	74	1.4
Kris Beech	C	16	12:59	5	4	9	3	2	2	0	0	24	20.8
Joakim Lindstrom *	C	25	9:26	3	4	7	0	14	2	0	1	25	12.0
Ole-Kristian Tollefsen	D	51	12:18	2	2	4	-3	111	0	1	0	21	9.5
Duvie Westcott	D	23	16:25	1	3	4	-10	30	1	0	0	27	3.7
Derek MacKenzie	C	17	7:46	2	0	2	-2	8	0	0	0	19	10.5
Aaron Rome *	D	17	18:10	1	1	2	-4	33	0	0	0	15	6.7
Clay Wilson *	D	7	16:55	1	1	2	3	2	0	0	0	12	8.3
Derick Brassard *	C	17	9:03	1	1	2	-4	6	0	0	0	13	7.7
Jody Shelley +	LW	31	4:20	0	0	0	-2	44	0	0	0	10	0.0
Tom Sestito *	LW	1	4:36	0	0	0	0	17	0	0	0	0	0.0
Adam Pineault *	RW	3	11:02	0	0	0	-2	0	0	0	0	5	0.0
Alexandre Picard	LW	3	6:46	0	0	0	0	2	0	0	0	1	0.0
Marc Methot *	D	9	14:13	0	0	0	-1	8	0	0	0	9	0.0
Zenon Konopka	C	3	7:54	0	0	0	0	15	0	0	0	4	0.0
TOTALS		82		190	314	504		1,301	53	8	31	2,381	8.0

GOALTENDERS	GP	MIN	W	L	OT	SO	GA	SA	SV	GAA	SV%	A	PTS	PIM
Dan LaCosta *	1	13	0	0	0	0	0	5	5	0.00	1.000	0	0	0
Pascal Leclaire	54	2,986	24	17	6	9	112	1,379	1,267	2.25	.919	2	2	2
Fredrik Norrena +	37	1,960	10	19	6	2	89	856	767	2.73	.896	1	1	0
TOTALS	82	4,959	34	36	12	11	201	2,240	2,039	2.43	.910	3	3	2

+Traded Player * Rookie

2007-08 SEASON NOTES

- Completed their seventh season in the NHL with a 34-36-12 record (80 pts.), finishing fourth in the Central Division, 13th in the Western Conference and 25th in the NHL and hitting the 80-point mark for the first time in franchise history.
- Got off to the best start in franchise history with an 8-3-2 record through its first 11 games and had a winning record every day from Oct. 23 through Apr. 2.
- Ranked eighth in the NHL in goals-against average, allowing 2.56 per game, which was the lowest in franchise history, and had the ninth-ranked penalty killing unit in the league at 83.3 percent.
- Posted a 23-18-9 record in games outside the Central Division, but were just 11-18-3 against divisional opponents.
- Left wing Rick Nash tallied 38-31-69 in 80 games, became the first player in club history to record three 30-goal seasons and led the club in goals for the fourth-straight year. He played in his third All-Star Game at Atlanta's Philips Arena on Jan. 27, set an ASG record when he scored just :12 into the game and became the 15th player to record a hat trick in ASG history.
- Goaltender Pascal Leclaire went 24-17-6 with a 2.25 GAA, .919 SV% and nine SO in 54 games, ranking second in the NHL in shutouts, seventh in goals-against average and 11th in save percentage.
- Left wing Jason Chimera set a franchise record by playing in 243 consecutive games from Oct. 9, 2005 to Apr. 5, 2008 (previous record was 194 by David Vyborny).
- Right wing David Vyborny tallied 7-19-26 in 66 games and concluded his CBJ career with 113-204-317 in 543 games, becoming the first player to appear in 500 games as a Blue Jacket.

2007-08 RESULTS

GM	DATE	OPPONENT	RESULT	RECORD	SCORE	CBJ GOAL SCORERS	GWG	PP	PK	SF-SA	W/L GOALIE	ATTN.
1	10/5	ANA	W	01-00-00	4-0	61,91p,61p,6p	Nash	3-11	7-7	37-28	Leclaire/Bryzgalov	17,852
2	10/6	at MIN	L	01-01-00	2-3	6p,52s	Burns	1-1	4-4	21-31	Backstrom/Norrena	18,568
3	10/10	PHX	W	02-01-00	3-0	27,25,40	Malhotra	0-3	6-6	33-32	Leclaire/Aebischer	11,944
4	10/14	at COL	L	02-02-00	1-5	97	Hejduk	0-5	5-7	25-26	Budaj/Leclaire	16,153
5	10/17	DAL	SOL	02-02-01	2-3	61,12p	Jokinen	1-5	3-3	35-30	Smith/Norrena	11,820
6	10/19	at BUF	W	03-02-01	3-0	19,61p,13	Peca	1-6	5-5	29-21	Leclaire/Miller	18,690
7	10/21	VAN	L	03-03-01	1-4	61p	Biekša	1-10	5-6	36-19	Sanford/Leclaire	12,667
8	10/23	at CHI	W	04-03-01	7-4	61,12,12,91p,61,13,55a	Nash	1-4	6-6	26-28	Norrena/Khabibulin	10,884
9	10/25	STL	W	05-03-01	3-0	40,61p,12	Boll	1-3	2-2	28-36	Leclaire/Toivonen	12,786
10	10/27	SJS	W	06-03-01	2-1	49,91p	Fedorov	1-7	5-5	18-17	Leclaire/Nabokov	13,234
11	10/31	at LAK	W	07-03-01	4-1	25,17,25,61s	Brule	0-5	5-6	36-34	Leclaire/LaBarbera	11,491
12	11/1	at ANA	SOL	07-03-02	1-2	13p	Schneider	1-6	6-6	20-34	Giguere/Norrena	17,174
13	11/4	STL	W	08-03-02	3-0	27,61,25	Malhotra	0-4	4-4	25-21	Leclaire/Toivonen	13,254
14	11/7	at CHI	L	08-04-02	2-5	97,13	Seabrook	0-6	2-2	26-35	Lalime/Norrena	9,717
15	11/9	at DET	L	08-05-02	1-4	61p	Holmstrom	1-7	4-6	16-36	Hasek/Leclaire	18,654
16	11/10	at NSH	SOL	08-05-03	3-4	11,27p,13	Erat	1-7	7-9	39-29	Mason/Norrena	15,947
17	11/12	NSH	L	08-06-03	1-4	9	Erat	0-1	3-3	30-31	Mason/Leclaire	12,554
18	11/14	CHI	W	09-06-03	4-2	61,91,49,25	Fritzsche	0-1	3-3	21-18	Leclaire/Lalime	13,622
19	11/16	at STL	L	09-07-03	2-3	11,61	Mayers	0-6	3-3	30-23	Legace/Norrena	19,150
20	11/18	DET	SOL	09-07-04	4-5	10p,91p,61p,13	Franzen	3-5	2-4	40-35	Osgood/Leclaire	15,503
21	11/21	FLA	L	09-08-04	2-5	11p,61	Olesz	1-6	3-6	36-29	Vokoun/Leclaire	13,326
22	11/23	at MIN	W	10-08-04	4-0	19p,9p,49s,61	Peca	2-5	9-9	29-32	Leclaire/Backstrom	18,568
23	11/24	DET	SOW	11-08-04	3-2	27,12,61x	Nash	0-4	2-3	28-25	Leclaire/Osgood	17,513
24	11/26	at EDM	L	11-09-04	1-3	6p	Cogliano	1-7	3-3	37-20	Roloson/Norrena	16,839
25	11/29	at VAN	L	11-10-04	0-2	-	Ohlund	0-5	4-4	26-21	Luongo/Norrena	18,630
26	12/1	at CGY	OTW	12-10-04	4-3	13,11,24p,11	Glencross	1-3	4-5	26-36	Norrena/Kiprusoff	19,289
27	12/03	DAL	SOL	12-10-05	1-2	13	Hagman	0-5	5-5	26-34	Turco/Leclaire	12,233
28	12/05	COL	W	13-10-05	5-4	61,61,38p,13,49	Fritzsche	1-3	2-3	31-36	Norrena/Budaj	12,851
29	12/08	MIN	L	13-11-05	1-2	13	Rolston	0-1	4-4	32-26	Backstrom/Leclaire	15,666
30	12/10	ANA	OTL	13-11-06	3-4	97p,24,13p	Pronger	2-9	3-6	35-28	Giguere/Leclaire	11,984
31	12/12	COL	W	14-11-06	4-1	27,40,24,91	Boll	0-2	3-3	16-16	Norrena/Theodore	13,150
32	12/15	at BOS	L	14-12-06	0-2	-	Reich	0-5	2-3	32-18	Auld/Norrena	14,058
33	12/18	CGY	L	14-13-06	1-3	11	Tanguay	0-6	5-6	37-23	Kiprusoff/Leclaire	13,181
34	12/21	LAK	W	15-13-06	2-1	12,13	Zherdev	0-2	6-7	35-34	Norrena/LaBarbera	14,034
35	12/23	NSH	L	15-14-06	1-3	49	Dumont	0-4	3-4	31-32	Mason/Norrena	15,481
36	12/26	ATL	W	16-14-06	2-0	49p,40	Fritzsche	1-4	2-2	28-21	Leclaire/Lehtonen	15,726
37	12/27	at NSH	L	16-15-06	3-4	24p,9p,12	Koistinen	2-6	5-6	39-32	Mason/Norrena	14,331
38	12/29	CAR	W	17-15-06	4-1	13,97p,13,24	Klesla	1-6	3-4	23-24	Leclaire/Ward	17,453
39	12/31	EDM	W	18-15-06	4-2	12,61s,61p,61	Nash	1-3	4-4	33-28	Leclaire/Roloson	16,774
40	01/02	at ANA	L	18-16-06	1-2	51	Pronger	0-5	4-5	27-34	Giguere/Leclaire	17,174
41	01/03	at LAK	W	19-16-06	4-3	91,38,19,19	Peca	0-3	5-5	28-33	Norrena/LaBarbera	14,173
42	01/05	at SJS	L	19-17-06	2-3	51,91p	Rissmiller	1-3	1-1	23-19	Nabokov/Norrena	17,496
43	01/08	at STL	L	19-18-06	1-6	61	McDonald	0-2	2-3	18-31	Legace/Norrena	14,818
44	01/11	STL	W	20-18-06	6-4	61,6p,25,13,49,13p	Fritzsche	2-5	5-6	37-30	Leclaire/Toivonen	15,233
45	01/12	NSH	SOW	21-18-06	2-1	97,13x	Zherdev	0-1	3-3	29-27	Leclaire/Mason	16,230
46	01/15	VAN	W	22-18-06	3-2	6p,13p,25	Chimera	2-7	2-3	21-27	Leclaire/Luongo	13,555
47	01/17	at PHX	W	23-18-06	4-3	61,97p,13,61	Nash	1-2	5-7	32-35	Leclaire/Tellqvist	11,114
48	01/19	at DAL	L	23-19-06	1-3	13p	Barnes	1-3	3-3	30-14	Smith/Norrena	17,811
49	01/20	at COL	L	23-20-06	1-3	33	Guite	0-2	3-3	27-27	Theodore/Leclaire	17,197
50	01/22	at DAL	W	24-20-06	4-2	2,51,2p,61p	Russell	2-6	6-6	30-33	Leclaire/Smith	17,087
51	01/24	at CHI	W	25-20-06	1-0	40	Boll	0-5	6-6	27-30	Leclaire/Khabibulin	16,094
52	01/29	PHX	L	25-21-06	2-4	33,25	Mueller	0-2	2-3	24-28	Bryzgalov/Leclaire	15,127
53	01/31	at NSH	L	25-22-06	2-4	13p,49	Fiddler	1-3	6-7	33-31	Mason/Leclaire	13,745
54	02/02	MIN	L	25-23-06	1-4	16	Rolston	0-4	3-3	34-20	Backstrom/Norrena	18,529+
55	02/05	WSH	OTL	25-23-07	3-4	61s,25,61	Ovechkin	0-4	3-3	31-37	Johnson/Norrena	14,450
56	02/07	at PHX	W	26-23-07	2-1	25s,13p	Zherdev	1-4	6-7	33-27	Norrena/Bryzgalov	13,918
57	02/08	at SJS	OTL	26-23-08	1-2	25	Thornton	0-2	3-4	32-22	Nabokov/Norrena	17,210
58	02/10	LAK	SOL	26-23-09	2-3	6p,61p	O'Sullivan	2-4	2-3	33-34	Cloutier/Leclaire	15,823
59	02/13	CHI	L	26-24-09	2-7	23p,33p	Byfuglien	2-6	3-5	26-31	Khabibulin/Norrena	14,918
60	02/15	at DET	W	27-24-09	5-1	61p,33,13,33,6p	Modin	2-5	3-4	23-21	Leclaire/Osgood	20,066
61	02/17	at STL	L	27-25-09	1-5	61s	Perron	0-4	4-7	19-28	Legace/Leclaire	19,150
62	02/19	at TOR	L	27-26-09	1-3	13	Antropov	0-4	4-5	27-25	Toskala/Leclaire	19,347
63	02/21	at OTT	SOW	28-26-09	3-2	61,91,61x	Nash	0-1	3-4	24-29	Leclaire/Emery	19,612
64	02/23	at MTL	W	29-26-09	3-0	61,51,27	Nash	0-3	6-6	22-31	Leclaire/Price	21,273
65	02/27	SJS	L	29-27-09	2-4	9,9	Roenick	0-2	3-5	19-32	Nabokov/Leclaire	16,029
66	02/29	at VAN	OTW	30-27-09	3-2	51,61,25	Chimera	0-3	4-4	33-23	Leclaire/Luongo	18,630
67	03/02	at EDM	SOL	30-27-10	3-4	61,25,23	Hemsky	0-4	5-6	38-29	Garon/Leclaire	16,839
68	03/04	at CGY	L	30-28-10	0-1	-	Conroy	0-6	4-4	39-19	Kiprusoff/Leclaire	19,289
69	03/07	EDM	OTL	30-28-11	1-2	49	Cogliano	0-4	1-2	31-17	Garon/Leclaire	14,933
70	03/09	TBL	W	31-28-11	5-3	9,26,19,25p,12	Chimera	1-4	7-7	25-27	Leclaire/Smith	14,796
71	03/14	CHI	L	31-29-11	3-6	33p,49,61	Kane	1-5	1-3	32-25	Lalime/Norrena	15,699
72	03/16	DET	W	32-29-11	4-3	27,55,27,13	Zherdev	0-2	4-6	17-46	Norrena/Hasek	18,188+
73	03/18	CGY	W	33-29-11	3-0	61,27,27	Nash	0-3	2-2	38-18	Norrena/Kiprusoff	14,270
74	03/19	at DET	L	33-30-11	1-3	27p	Zetterberg	1-7	4-5	23-27	Osgood/Norrena	19,061
75	03/22	DET	L	33-31-11	1-4	61	Zetterberg	0-5	3-5	12-21	Hasek/Norrena	17,681
76	03/25	at NSH	L	33-32-11	0-3	-	Hlavac	0-6	3-4	36-24	Ellis/Norrena	16,330
77	03/26	CHI	W	34-32-11	4-0	38p,4,9,19	Lindstrom	1-6	3-3	36-17	Norrena/Khabibulin	14,454
78	03/28	NSH	L	34-33-11	0-2	-	Hlavac	0-2	3-3	43-25	Ellis/Norrena	15,495
79	03/30	at CHI	SOL	34-33-12	4-5	51,19p,13,26	Kane	1-5	4-7	35-33	Khabibulin/Norrena	20,885
80	04/03	at DET	L	34-34-12	2-3	6p, 44	Zetterberg	1-6	6-7	22-39	Hasek/Leclaire	19,435
81	04/05	at STL	L	34-35-12	0-3	-	Boyes	0-2	2-4	25-25	Legace/Leclaire	19,150
82	04/06	STL	L	34-36-12	1-4	19p	Boyes	1-5	4-5	36-19	Toivonen/Norrena	17,739



2006-07 FINAL STATS

General Manager: Doug MacLean | **Head Coach:** Gerard Gallant / Gary Agnew / Ken Hitchcock | **Captain:** Adam Foote

PLAYER	POS	GP	TOI	G	A	P	+/-	PIM	PP	SH	GW	S	S%
David Vyborny	RW	82	20:20	16	48	64	6	60	6	0	2	158	10.1
Rick Nash	LW	75	19:11	27	30	57	-8	73	9	1	5	228	11.8
Fredrik Modin	LW	79	19:06	22	20	42	-3	50	6	0	4	220	10.0
Sergei Fedorov	C	73	19:56	18	24	42	-7	56	7	2	2	163	11.0
Jason Chimera	LW	82	15:22	15	21	36	2	91	2	2	2	151	9.9
Ron Hainsey	D	80	22:53	9	25	34	-19	69	7	0	0	136	6.6
Nikolai Zherdev	RW	71	16:13	10	22	32	-19	26	3	0	2	164	6.1
Dan Fritsche	C	59	14:02	12	15	27	3	35	5	1	4	81	14.8
Anson Carter +	RW	54	14:49	10	17	27	-1	16	3	0	1	62	16.1
Manny Malhotra	C	82	14:48	9	16	25	-8	76	2	0	3	109	8.3
Anders Eriksson	D	79	20:12	0	23	23	12	46	0	0	0	78	0.0
Rostislav Klesla	D	75	22:54	9	13	22	-13	105	2	0	0	159	5.7
Gilbert Brule *	C	78	10:38	9	10	19	-21	28	3	0	0	98	9.2
Alexander Svitov	C	76	13:46	7	11	18	-10	145	1	0	2	83	8.4
Adam Foote	D	59	24:44	3	9	12	-17	71	2	0	0	78	3.8
Duvie Westcott	D	23	22:08	4	6	10	-13	18	2	0	1	34	11.8
Aaron Johnson	D	61	12:43	3	7	10	-9	38	0	0	0	52	5.8
Geoff Platt *	C	26	10:03	4	5	9	1	10	0	0	0	40	10.0
Ole-Kristian Tollefsen *	D	70	14:13	2	3	5	2	123	1	0	0	39	5.1
Marc Methot *	D	20	14:37	0	4	4	5	12	0	0	0	11	0.0
Mark Hartigan +	C	6	13:50	1	2	3	2	2	1	0	0	11	9.1
Bryan Berard	D	11	18:57	0	3	3	-4	8	0	0	0	22	0.0
Derrick Walser	D	9	12:13	2	0	2	-1	0	2	0	0	10	20.0
Jody Shelley	LW	72	4:51	1	1	2	-6	125	0	0	0	32	3.1
Jaroslav Balastik	LW	8	8:10	1	1	2	-3	4	1	0	0	6	16.7
Joakim Lindstrom *	C	9	8:27	1	0	1	-3	4	0	0	0	9	11.1
Joe Motzko +	RW	7	6:26	1	0	1	0	0	0	0	0	10	10.0
Curtis Glencross *	LW	2	10:43	1	0	1	-1	2	0	0	0	5	20.0
	ANA	7	8:42	0	0	0	-4	0	0	0	0	3	0.0
	TOT	9	9:09	1	0	1	-5	2	0	0	0	8	12.5
Alexandre Picard *	LW	23	7:49	0	1	1	-3	6	0	0	0	20	0.0
Zenon Konopka	C	6	5:00	0	0	0	-2	20	0	0	0	2	0.0
Steven Goertzen	RW	7	5:21	0	0	0	0	10	0	0	0	1	0.0
Filip Novak *	D	6	9:55	0	0	0	1	2	0	0	0	3	0.0
Darcy Campbell *	D	1	5:41	0	0	0	0	0	0	0	0	0	0.0
TOTALS		82		196	337	533		1,337	65	6	28	2,273	8.6

GOALTENDERS		GP	MIN	W	L	OT	SO	GA	SA	SV	GAA	SV%	A	PTS	PIM
Tomas Popperle *		2	45	0	0	0	0	1	14	13	1.35	.928	0	0	0
Fredrik Norrena		55	2,952	24	23	3	3	137	1,420	1,283	2.78	.903	0	0	6
Pascal Leclaire		24	1,315	6	15	2	1	65	629	564	2.97	.897	0	0	2
Ty Conklin +		11	491	2	3	2	0	27	210	183	3.30	.871	0	0	0
Brian Boucher	CHI	15	827	1	10	3	1	45	389	344	3.26	.884	0	0	0
	CBJ	3	142	1	1	0	0	9	67	58	3.80	.866	0	0	0
	TOT	18	969	2	11	3	1	54	456	402	3.34	.882	0	0	0
TOTALS		82	4,945	33	42	7	4	239	2,340	2,101	2.90	.898	0	0	8

+Traded Player * Rookie

2006-07 SEASON NOTES

- Completed their sixth season in the National Hockey League with a 33-42-7 record (73 pts.), finishing fourth in the Central Division, 11th in the Western Conference and 24th in the NHL.
- Posted a 27-26-5 record from Dec. 2 through the end of the season and set franchise records for road wins (15) and road points (33) in a season.
- Accumulated 1,357 penalty minutes in 82 games, averaging 16.5 PIM per game, which was the third-highest total in the NHL and the third-highest in club history (1,505/18.4 PIM in 2002-03; 1,396/17.0 in 2005-06).
- From Jan. 1, 2004 through the end of the 2006-07 season, Columbus was the best team in the NHL in games decided in overtime or a shootout. The Jackets went 29-16 and earned 74 of a possible 90 points (.822) during that time. Tampa Bay ranked second with a 29-18 mark and 76 of a possible 94 points (.809).
- Left wing Rick Nash tallied 27-30-57 with 73 PIM in 75 games to lead the club in goals for the third-straight season and become the franchise's all-time leader in that category with 116 in 283 games. He played in his second-consecutive All-Star Game on Jan. 24 at Dallas and tallied 2-2-4 to lead the Western Conference to a 12-9 win.
- Right wing David Vyborny led the club in scoring for the second-straight season with 16-48-64 in 82 games, setting career highs for assists. He became the second player in franchise history to record back-to-back 40-assist seasons (Ray Whitney, 2001-03) and was the club's all-time leader in points (291), games played (477), assists (185), shorthanded goals (7) and multi-point games (64).
- Goaltender Fredrik Norrena went 24-23-3 with a 2.78 GAA, .904 SV% and three shutouts in 55 games to become the first netminder in franchise history to finish a season with a record over .500. He made 21 saves on Dec. 2 at Edmonton and 41 saves on Dec. 5 at Colorado to post back-to-back shutouts.

2006-07 RESULTS



GM	DATE	OPPONENT	RESULT	RECORD	SCORE	CBJ GOAL SCORERS	GWG	PP	PK	SF-SA	W/L GOALIE	ATTN.
1	10/6	VAN	OTL	00-00-01	2-3	42p,9p	D. Sedin	2-5	3-4	20-44	Luongo/Leclaire	18,136+
2	10/7	at CHI	W	01-00-01	5-4	61p,40p,27p,61,10	Westcott	3-8	5-7	24-22	Leclaire/Khabibulin	17,133
3	10/9	PHX	W	02-00-01	5-1	13p,61p,13,77,10p	Nash	3-12	9-9	29-24	Leclaire/Morrison	16,298
4	10/14	at MIN	L	02-01-01	0-5	-	Rolston	0-3	5-7	24-30	Fernandez/Leclaire	18,568
5	10/20	TOR	L	02-02-01	2-4	27,16	Peca	0-7	3-4	25-27	Raycroft/Leclaire	17,303
6	10/21	at PIT	L	02-03-01	3-5	17p,33,13p	Malkin	2-11	6-9	39-34	Fleury/Norrena	14,637
7	10/23	SJS	L	02-04-01	0-3	-	Bernier	0-7	6-8	23-32	Toskala/Leclaire	16,067
8	10/27	LAK	W	03-04-01	2-0	13,33	Zherdev	0-5	8-8	14-38	Leclaire/Cloutier	16,087
9	10/28	at NJD	L	03-05-01	0-1	-	Parise	0-4	5-5	22-21	Brodeur/Leclaire	14,015
10	11/1	COL	L	03-06-01	3-5	91,33p,9	Rycroft	1-9	3-4	44-22	Theodore/Leclaire	16,007
11	11/3	CGY	SOW	04-06-01	5-4	91p,10p,9p,9p,27x	Malhotra	4-9	4-5	37-32	Leclaire/McLennan	16,103
12	11/4	at DET	L	04-07-01	1-4	6p	Zetterberg	1-9	7-7	17-37	Hasek/Leclaire	20,066
13	11/9	at STL	W	05-07-01	4-2	61p,97,49s,97	Fritsche	1-5	4-5	29-26	Leclaire/Legace	9,631
14	11/10	EDM	L	05-08-01	1-4	77p	Lupul	1-5	4-4	27-29	Roloson/Leclaire	16,902
15	11/12	at CHI	L	05-09-01	0-1	-	Kukkonen	0-8	3-3	28-19	Boucher/Norrena	14,078
16	11/15	NSH	L	05-10-01	4-5	25,61,61,33	Nichol	0-5	4-5	33-30	Vokoun/Leclaire	16,283
17	11/17	COL	L	05-11-01	0-3	-	Stastny	0-4	3-4	25-28	Budaj/Norrena	16,375
18	11/18	at NSH	L	05-12-01	2-4	91p,49	Arnott	1-8	7-10	30-25	Vokoun/Leclaire	16,283
19	11/20	NSH	L	05-13-01	1-3	25	Nichol	0-2	5-6	24-23	Vokoun/Norrena	16,174
20	11/22	STL	SOL	05-13-02	3-4	13,97p,33	Guerin	1-6	2-2	32-38	Legace/Leclaire	15,279
21	11/24	at PHI	L	05-14-02	2-3	25,61p	Richards	1-6	4-5	41-22	Niittymaki/Leclaire	19,301
22	11/25	MIN	W	06-14-02	5-3	77,33p,91,13,91p	Zherdev	1-5	3-4	33-22	Norrena/Fernandez	15,493
23	11/28	at VAN	L	06-15-02	0-1	-	Naslund	0-8	6-6	24-33	Luongo/Leclaire	18,630
24	12/1	at CGY	L	06-16-02	1-2	6p	Kobasev	1-5	4-4	19-31	Kiprusoff/Leclaire	19,289
25	12/2	at EDM	W	07-16-02	4-0	16,17p,77,49	Svitov	1-3	6-6	23-21	Norrena/Roloson	16,839
26	12/5	at COL	W	08-16-02	3-0	25,77,33	Chimera	0-2	4-4	21-42	Norrena/Budaj	17,339
27	12/9	at STL	W	09-16-02	5-1	33p,91,52,17,91	Fedorov	1-4	7-8	24-25	Norrena/Bacashihua	11,831
28	12/10	OTT	W	10-16-02	6-2	61p,61p,49p,6p,49p,27	Fritsche	5-11	6-7	31-33	Leclaire/Gerber	15,797
29	12/12	at DAL	W	11-16-02	3-1	9,49,25	Fritsche	0-6	7-8	23-26	Norrena/Turco	17,411
30	12/14	at PHX	SOL	11-16-03	4-5	77,61,91s,9	Comrie	0-5	7-9	25-29	Tellqvist/Norrena	11,301
31	12/16	CHI	L	11-17-03	4-6	61p,9,33p,16	Smolinski	2-5	1-2	36-24	Khabibulin/Norrena	17,288
32	12/18	DET	W	12-17-03	4-3	25s,61,91p,91	Fedorov	1-6	4-4	26-36	Norrena/Osgood	17,046
33	12/20	at DET	L	12-18-03	0-5	-	Cleary	0-6	4-6	27-25	Hasek/Norrena	20,066
34	12/22	VAN	W	13-18-03	3-2	44,77p,61	Nash	1-6	4-5	22-33	Norrena/Luongo	15,861
35	12/23	at NYI	L	13-19-03	0-4	-	Blake	0-9	9-9	26-23	DiPietro/Norrena	11,797
36	12/26	BOS	OTW	14-19-03	5-4	25,91s,9,91p,9	Vyborny	1-6	5-6	42-26	Norrena/Thomas	17,376
37	12/28	DET	L	14-20-03	4-7	6,9,49p,52p	Cleary	2-4	2-3	25-36	Osgood/Norrena	17,408
38	12/29	at MIN	OTL	14-20-04	3-4	25p,38,16	Walz	1-4	8-11	29-24	Fernandez/Conklin	18,568
39	12/31	CHI	W	15-20-04	3-1	91p,27,10	Malhotra	1-4	5-5	24-22	Norrena/Khabibulin	18,136+
40	1/3	at LAK	L	15-21-04	0-3	-	Camalleri	0-4	9-10	26-32	Garon/Norrena	16,451
41	1/5	at ANA	W	16-21-04	4-3	97,97,33,27	Malhotra	0-7	6-7	33-36	Norrena/Khabibulin	17,405
42	1/6	at SJS	L	16-22-04	2-5	17p,13p	Ehrhoff	2-7	5-10	19-33	Toskala/Norrena	17,496
43	1/9	STL	SOL	16-22-05	3-4	49,44,27p	Stempniak	1-5	3-4	22-24	Legace/Norrena	15,238
44	1/12	at NSH	L	16-23-05	0-2	-	Arnott	0-2	4-4	22-24	Vokoun/Norrena	14,136
45	1/13	NSH	L	16-24-05	1-4	6p	Smithson	1-8	3-3	40-17	Mason/Norrena	16,825
46	1/16	at CHI	OTW	17-24-05	5-4	91,97,37,33,25	Chimera	0-1	3-3	18-28	Conklin/Khabibulin	10,263
47	1/18	at NSH	L	17-25-05	0-4	-	Legwand	0-5	3-4	33-26	Mason/Conklin	10,927
48	1/19	DET	W	18-25-05	3-1	49,16p,52p	Svitov	2-8	6-6	27-42	Norrena/Hasek	18,136+
49	1/26	BUF	W	19-25-05	3-2	61p,97,49	Fritsche	1-6	4-6	26-38	Norrena/Miller	18,136+
50	1/27	MIN	W	20-25-05	3-2	97p,49p,77	Carter	2-7	8-9	22-37	Norrena/Fernandez	18,136+
51	1/30	at VAN	SOW	21-25-05	3-2	77,49p,13x	Zherdev	1-2	1-3	22-37	Conklin/Luongo	18,630
52	1/31	at EDM	L	21-26-05	2-5	9p,33	Sykora	1-2	1-3	22-37	Markannen/Conklin	16,839
53	2/2	at CGY	L	21-27-05	2-6	97,25	Giordano	0-6	6-10	22-24	Kiprusoff/Conklin	19,289
54	2/6	PHX	L	21-28-05	0-3	-	Reinprecht	0-4	5-5	28-27	Joseph/Norrena	13,825
55	2/8	CGY	W	22-28-05	2-1	9,33	Modin	0-5	3-4	31-25	Norrena/McLennan	15,739
56	2/11	CHI	L	22-29-05	4-5	6p,77p,16,9	Bondra	2-4	3-4	28-28	Khabibulin/Leclaire	17,054
57	2/14	STL	L	22-30-05	2-4	61,16	Backes	0-3	3-3	22-17	Legace/Leclaire	14,295
58	2/16	SJS	W	23-30-05	3-0	33,17,91p	Modin	0-5	3-4	31-25	Norrena/Nabakov	16,045
59	2/18	MTL	L	23-31-05	2-3	13,17	Bouillon	0-4	4-4	33-28	Halak/Leclaire	16,116
60	2/20	at STL	SOL	23-31-06	4-5	9p,25,6p,61	Stempniak	2-4	5-8	31-35	Legace/Norrena	11,104
61	2/22	EDM	L	23-32-06	0-4	-	Horcoff	0-5	5-7	28-28	Roloson/Norrena	15,541
62	2/24	at NYR	W	24-32-06	3-2	91,25s,61s	Nash	0-2	4-5	25-42	Norrena/Lundqvist	18,200
63	2/25	NSH	SOL	24-32-07	3-4	33p,45,6	Radulov	1-4	3-4	19-29	Mason/Conklin	16,220
64	2/27	at COL	L	24-33-07	2-3	61,61	Rycroft	0-4	1-2	23-23	Budaj/Norrena	17,127
65	3/2	at DAL	SOW	25-33-07	3-2	27,91,25x	Chimera	0-1	2-3	24-24	Norrena/Turco	17,147
66	3/3	at PHX	W	26-33-07	4-3	61,25,33p,61	Nash	1-6	5-7	27-35	Boucher/Joseph	16,207
67	3/7	LAK	OTW	27-33-07	3-2	47,9,9p	Vyborny	1-4	4-5	30-29	Norrena/Garon	15,154
68	3/9	DAL	L	27-34-07	0-3	-	Zubov	0-3	3-5	30-31	Turco/Norrena	17,284
69	3/10	at NSH	L	27-35-07	1-2	17	Legwand	0-4	4-4	29-33	Vokoun/Norrena	17,113
70	3/14	at ANA	SOW	28-35-07	5-4	33p,13,13,61,9x	Vyborny	1-7	5-5	27-38	Norrena/Giguere	17,174
71	3/16	at SJS	L	28-36-07	0-3	-	Thornton	0-4	6-6	35-24	Toskala/Norrena	17,496
72	3/17	at LAK	L	28-37-07	3-5	47,61,47	Blake	0-7	8-10	34-20	Garon/Norrena	17,197
73	3/20	CHI	W	29-37-07	5-2	17,33,33,23p,55p	Modin	2-7	4-5	30-24	Norrena/Khabibulin	15,195
74	3/22	at DET	SOW	30-37-07	2-1	55,91x	Fedorov	0-6	5-5	30-36	Norrena/Osgood	20,066
75	3/25	STL	W	31-37-07	4-1	23p,27,33,47	Malhotra	1-3	7-8	26-26	Norrena/Bacashihua	16,007
76	3/27	at STL	W	32-37-07	4-1	6p,33,33,61p	Modin	2-7	4-5	30-24	Norrena/Khabibulin	15,195
77	3/29	ANA	L	32-38-07	2-5	44,91	Getzlaf	0-4	3-6	25-31	Giguere/Norrena	15,340
78	3/30	at CHI	L	32-39-07	1-3	25p	Havlat	1-6	2-2	32-25	Lalime/Boucher	14,111
79	4/1	DET	L	32-40-07	1-4	61	Holmstrom	0-6	2-3	32-25	Hasek/Norrena	17,350
80	4/3	at DET	L	32-41-07	0-3	-	Calder	0-6	6-6	35-23	Hasek/Norrena	20,066
81	4/5	DAL	OTW	33-41-07	2-1	27,61	Nash	0-3	6-6	28-20	Norrena/Smith	15,997
82	4/7	ANA	L	33-42-07	3-4	61,17,25	Getzlaf	0-4	1-3	45-25	Bryzgalov/Norrena	17,391



2005-06 FINAL STATS

General Manager: Doug MacLean | **Head Coach:** Gerard Gallant | **Captain:** Adam Foote

PLAYER	POS		GP	TOI	G	A	P	+/-	PIM	PP	SH	GW	S	S%
David Vyborny	RW		80	20:41	22	43	65	-9	50	5	2	6	145	15.2
Rick Nash	LW		54	18:15	31	23	54	5	51	11	0	4	170	18.2
Nikolai Zherdev	RW		73	17:35	27	27	54	-13	50	10	0	0	194	13.9
Sergei Fedorov	C	CBJ	62	21:05	12	31	43	-1	64	3	1	2	142	8.5
		TOT	67	21:01	12	32	44	-2	66	3	1	2	160	7.5
Jan Hrdina	C		75	16:57	10	23	33	-8	78	4	1	0	78	12.8
Bryan Berard	D		44	22:39	12	20	32	-29	32	11	0	2	126	9.5
Manny Malhotra	C		58	16:21	10	21	31	1	41	1	1	0	102	9.8
Jason Chimera	LW		80	12:40	17	13	30	-10	95	1	1	5	127	13.4
Trevor Letowski	RW		81	16:32	10	18	28	-2	36	1	1	1	135	7.4
Duvie Westcott	D		78	22:34	6	22	28	1	133	1	1	0	113	5.3
Jaroslav Balastik *	LW		66	12:50	12	10	22	-1	26	7	0	2	158	7.6
Adam Foote	D		65	24:33	6	16	22	-16	89	2	2	1	67	9.0
Rostislav Klesla	D		51	21:26	6	13	19	-4	75	2	0	1	84	7.1
Ron Hainsey	D		55	17:47	2	15	17	13	43	1	0	0	81	2.5
Dan Fritsche *	C		59	10:16	6	7	13	-14	22	0	0	0	93	6.5
Mark Hartigan	C		33	11:38	9	3	12	-1	22	3	0	1	54	16.7
Jody Shelley	LW		80	5:58	3	7	10	-4	163	0	0	1	39	7.7
Todd Marchant	C		18	20:05	3	6	9	-1	20	0	0	0	42	7.1
Aaron Johnson	D		26	14:11	2	6	8	9	23	1	0	1	28	7.1
Radoslav Suchy	D		79	19:55	1	7	8	-8	30	0	0	0	33	3.0
Luke Richardson	D		44	15:15	1	6	7	-18	30	0	0	0	24	4.2
Michael Rupp	RW	CBJ	39	9:03	4	2	6	-3	58	0	0	0	38	10.5
		TOT	40	9:00	4	2	6	-3	58	0	0	0	39	10.3
Geoff Platt *	C		15	11:12	0	5	5	-4	16	0	0	0	29	0.0
Gilbert Brule *	C		7	13:11	2	2	4	-2	0	0	0	0	11	18.2
Tyler Wright +	C		18	15:22	0	4	4	-3	20	0	0	0	26	0.0
Jamie Pushor	D		4	18:12	1	2	3	1	0	0	0	0	2	50.0
Cale Hulse +	D		27	15:04	0	3	3	-9	43	0	0	0	27	0.0
Francois Beauchemin *+D			11	17:16	0	2	2	-6	11	0	0	0	16	0.0
Peter Sarno	C		1	10:42	0	0	0	0	0	0	0	0	0	0.0
Joe Motzko *	RW		2	10:35	0	0	0	-2	0	0	0	0	3	0.0
Geoff Sanderson +	LW		2	10:53	0	0	0	-1	0	0	0	0	7	0.0
Joakim Lindstrom *	C		3	5:11	0	0	0	0	0	0	0	0	4	0.0
Cam Severson	LW		4	3:05	0	0	0	0	5	0	0	0	2	0.0
Ole-Kristian Tollefsen *	D		5	16:18	0	0	0	-2	2	0	0	0	3	0.0
Andy Delmore	D		7	15:23	0	0	0	-1	2	0	0	0	7	0.0
Ben Simon	C		13	5:38	0	0	0	-4	4	0	0	0	7	0.0
Alexandre Picard *	LW		17	9:08	0	0	0	-2	14	0	0	0	10	0.0
Steven Goertzen *	RW		39	8:31	0	0	0	-17	44	0	0	0	23	0.0
TOTALS			82		215	357	572		1,392	64	10	27	2,250	9.6

GOALTENDERS	GP	MIN	W	L	OT	SO	GA	SA	SV	GAA	SV%	A	PTS	PIM
Martin Prusek	9	373	3	3	0	0	20	165	145	3.21	.879	0	0	0
Pascal Leclaire *	33	1,804	11	15	3	0	97	1,084	987	3.23	.910	1	1	2
Marc Denis	49	2,786	21	25	1	1	151	1,505	1,354	3.25	.900	1	1	2
TOTALS	82	4,963	35	43	4	1	268	2,754	2,486	3.24	.903	2	2	4

+Traded Player * Rookie

2005-06 SEASON NOTES

- Completed their fifth season in the National Hockey League with a 35-43-4 record (74 pts.), finishing third in the Central Division, 13th in the Western Conference and 25th in the NHL.
- Set franchise records for wins, home wins (23), road wins (12) and points in a season.
- Club won a franchise record six consecutive games from Mar. 24-Apr. 3 (3-2 vs. Calgary on Mar. 24; 5-4 at Detroit on Mar. 25; 4-1 vs. San Jose on Mar. 28; 4-2 at St. Louis on Mar. 31; 5-2 vs. Chicago on Apr. 1; 3-1 at Nashville on Mar. 3).
- Scored 10 shorthanded goals, which ranked 14th-T in the NHL. The club scored six goals at home (10th-T in NHL) and four on the road (16th-T in NHL). The 10 goals are the second-most in club history (12 in 2002-03), while the six scored at home are a new club record (4 in 2002-03).
- Were 14-4 in games decided in overtime (6-1) or a shootout (8-3), leading the NHL in winning percentage (.777) and ranking second in OT/SO wins (Dallas, 15). The club was 8-0 at home, the only team in NHL without a OT/SO loss at home, while the six wins in overtime tied the club record set in 2003-04.
- The Blue Jackets were the best team in the NHL in games decided in overtime or shootouts since Jan. 1, 2004, posting a record of 20-0-9 and a winning percentage of .845.
- Completed the first half of 2005-06 with a record of 12-27-2 (26 pts.) and were 8-11-0 at home and 4-16-2 on the road. Over the second half of the season, the club posted a 23-16-2 mark (48 pts.) and was 15-7-0 at home and 8-9-2 on the road. In the second half, Columbus ranked eighth in the NHL and fifth-T in the Western Conference in wins (Detroit - 30) and 14th and eighth, respectively, in points (Detroit - 65).
- The Blue Jackets ranked third in the NHL by earning 21 points in games in which they trailed after two periods (9 wins, 3 SO losses), trailing only Dallas (27, 12-3) and Edmonton (22, 9-4). The club won nine games when trailing after two periods this season, which is more than in the club's first four seasons combined (six).
- Left wing Rick Nash tallied 31 goals and led the club in goals for the second-straight season, despite missing 28 games due to injury. He improved his plus/minus rating by 40 from 2003-04 (-35 to 5). He had 1-1-2 vs. Chicago on Apr. 15 to become the first player since 2000-01 (Mario Lemieux, 35 goals in 43 games), and just the fifth in the last 10 years, to record 30 goals in a season when playing in fewer than 60 games. Collected his first career hat trick at Detroit on Apr. 7.

2005-06 RESULTS



GM	DATE	OPPONENT	RESULT	RECORD	SCORE	CBJ GOAL SCORERS	W/T GOAL	PP	PK	SF-SA	W/L GOALIE	ATTN.
1	10/5	at WSH	L	00-01-00	2-3	49,49	Zubrus	0-9	6-8	37-19	Kolzig/Leclaire	16,325
2	10/7	CGY	L	00-02-00	1-3	10p	Langkow	1-5	8-8	20-38	Kiprusoff/Denis	18,136+
3	10/9	at CHI	W	01-02-00	3-2	25,4p,45	Shelley	1-4	7-8	27-32	Denis/Khabibulin	11,062
4	10/12	at SJS	L	01-03-00	1-4	21	Primeau	0-6	8-8	27-36	Nabokov/Denis	17,496
5	10/14	at ANA	L	01-04-00	3-4	38,4p,38p	Carney	2-9	5-6	19-36	Giguere/Leclaire	12,930
6	10/16	at LAK	L	01-05-00	1-3	13	Cammalleri	0-7	7-9	20-31	LaBarbera/Denis	17,156
7	10/21	SJS	W	02-05-00	4-1	9,25p,52,25	Chimera	1-7	6-7	25-26	Denis/Toskala	15,388
8	10/22	DET	L	02-06-00	0-6	-	Williams	0-7	4-5	17-36	Legace/Denis	18,136+
9	10/24	DET	L	02-07-00	2-6	4p,10	Datsyuk	1-8	6-9	33-37	Legace/Denis	16,098
10	10/26	NSH	OTW	03-07-00	3-2	10,42p,52s	Footo	1-6	10-12	34-24	Prusek/Vokoun	15,110
11	10/28	MIN	SOW	04-07-00	2-1	52,10x	Letowski	0-5	3-3	53-28	Prusek/Fernandez	15,669
12	10/29	at MIN	L	04-08-00	1-3	9p	Burns	1-9	7-8	16-24	Fernandez/Prusek	18,568
13	11/1	at EDM	L	04-09-00	1-5	97p	Hemsky	1-4	4-6	24-35	Markkanen/Denis	16,839
14	11/3	at CGY	L	04-10-00	1-2	9	Nilson	0-4	7-7	17-31	Kiprusoff/Denis	19,289
15	11/4	at VAN	L	04-11-00	3-5	13,9p,13	Carter	1-6	4-6	24-26	Auld/Denis	18,630
16	11/9	STL	W	05-11-00	3-1	9,9,26	Vyborny	0-3	8-9	23-25	Denis/Lalime	16,058
17	11/11	EDM	L	05-12-00	1-3	26	Pisani	0-5	1-1	30-21	Markkanen/Denis	18,136+
18	11/13	LAK	L	05-13-00	2-8	26,25	Frolov	0-4	6-8	29-28	Garon/Prusek	16,174
19	11/16	STL	L	05-14-00	0-2	-	Stempniak	0-5	5-5	36-16	Sanford/Denis	15,802
20	11/18	at DAL	L	05-15-00	3-6	4p,4p,15	Lehtinen	2-7	5-8	18-29	Turco/Prusek	18,532
21	11/20	at PHX	L	05-16-00	1-5	17	Nagy	0-6	7-9	24-33	Leveuve/Denis	13,953
22	11/23	NSH	L	05-17-00	2-4	13,27p	Legwand	1-6	7-8	37-41	Mason/Leclaire	15,833
23	11/25	COL	L	05-18-00	0-5	-	Svatos	0-1	2-4	35-34	Aebischer/Leclaire	18,136+
24	11/26	at STL	W	06-18-00	4-3	27,22,17,47p	Johnson	1-3	4-5	19-34	Prusek/Sanford	15,002
25	11/30	at MIN	SOW	07-18-00	3-2	10,15,40x	Balastik	0-4	3-4	31-34	Leclaire/Roloson	18,568
26	12/1	at STL	L	07-19-00	1-4	40p	Wideman	1-8	8-11	26-44	Lalime/Leclaire	12,307
27	12/8	NYI	SOW	08-19-00	4-3	13p,52p,91p,9x	Vyborny	3-7	8-10	27-40	Leclaire/DiPietro	15,728
28	12/9	at ATL	L	08-20-00	2-5	40p,13	Petrovicky	1-5	5-6	28-31	Garnett/Leclaire	14,260
29	12/11	NJD	OTW	09-20-00	3-2	13,13p,4	Berard	1-5	7-7	39-30	Denis/Brodeur	17,157+
30	12/13	PHI	L	09-21-00	1-3	38p	Forsberg	1-8	5-5	24-31	Esche/Denis	16,263
31	12/15	at CAR	L	09-22-00	1-2	20	Brind/Amour	0-4	6-7	26-32	Gerber/Leclaire	11,069
32	12/17	at NSH	L	09-23-00	3-7	61p,38s,9	Sullivan	1-4	8-9	26-32	Vokoun/Denis	16,020
33	12/20	at DET	SOL	09-23-01	3-4	61,15p,13	Williams	1-5	7-7	33-38	Osgood/Leclaire	20,066
34	12/21	DAL	L	09-24-01	3-5	40,61,20	Barnes	0-8	6-7	26-35	Hedberg/Leclaire	16,859
35	12/23	NSH	L	09-25-01	4-5	40p,15,40p,25s	Hall	2-10	4-7	39-22	Vokoun/Denis	16,330
36	12/26	CHI	OTW	10-25-01	4-3	97p,52s,13,40	Balastik	1-8	7-8	32-45	Denis/Khabibulin	17,441
37	12/28	ANA	W	11-25-01	1-0	25	Chimera	0-10	4-4	42-40	Denis/Giguere	17,387+
38	12/30	at CHI	W	12-25-01	3-2	49,13,61	Nash	0-3	4-5	21-43	Denis/Anderson	13,229
39	12/31	at DET	L	12-26-01	2-5	61,25	Samuelsson	0-5	4-6	15-43	Osgood/Denis	20,066
40	1/5	at SJS	L	12-27-01	3-6	61p,20,61p	Stevenson	2-4	3-5	31-39	Toskala/Denis	15,275
41	1/7	at COL	SOL	12-27-02	2-3	91,61	Tanguay	0-2	5-7	21-48	Aebischer/Leclaire	18,007
42	1/8	at PHX	W	13-27-02	5-2	97,61,4p,4p,4p	Berard	3-4	8-9	15-34	Denis/Joseph	14,436
43	1/11	PIT	W	14-27-02	6-1	61,9,13p,40p,40,91	Vyborny	2-6	8-8	32-29	Leclaire/Sabourin	18,136
44	1/13	at TBL	L	14-28-02	2-4	13p,9	St. Louis	1-3	6-6	24-39	Burke/Denis	20,425
45	1/14	at FLA	OTW	15-28-02	5-4	61,9,91,25,9p	Vyborny	1-8	6-7	23-52	Leclaire/Luongo	17,991
46	1/16	NYR	W	16-28-02	4-3	25,9p,45,61	Nash	1-3	1-1	32-36	Denis/Weekes	16,355
47	1/18	DET	L	16-29-02	0-4	-	Holmstrom	0-7	5-7	26-41	Osgood/Leclaire	17,089
48	1/20	STL	SOW	17-29-02	4-3	13p,9s,38,61x	Nash	1-4	7-7	35-44	Denis/Sanford	17,268
49	1/21	at NSH	L	17-30-02	2-7	10s,4p	Perrault	1-4	4-7	29-48	Vokoun/Leclaire	15,416
50	1/24	VAN	W	18-30-02	6-5	25,38p,13p,4p,38p,10	Letowski	4-9	4-6	43-33	Denis/Auld	16,192
51	1/27	MIN	W	19-30-02	4-3	6,4p,61,91	Fedorov	1-9	4-6	25-28	Leclaire/Roloson	17,153
52	1/28	NSH	W	20-30-02	4-3	9,61p,15s,9	Vyborny	1-3	6-9	24-27	Denis/Vokoun	18,136
53	2/1	at CGY	SOW	21-30-02	2-1	13p,40x	Balastik	1-5	2-2	20-37	Denis/Kiprusoff	19,289
54	2/2	at EDM	SOW	22-30-02	2-1	13,25x	Chimera	0-4	6-6	19-28	Denis/Markkanen	16,839
55	2/6	at VAN	L	22-31-02	4-7	61,13p,97,61p	Sedin	2-9	6-11	33-38	Auld/Denis	18,630
56	2/8	LAK	W	23-31-02	7-4	10,10,40p,25,9p,91,25	Vyborny	2-5	3-3	36-27	Denis/Garon	16,162
57	2/10	COL	L	23-32-02	1-4	38	Svatos	0-2	1-3	29-27	Budaj/Denis	18,136+
58	2/11	at NSH	L	23-33-02	2-5	61,13	Upshall	0-4	4-6	25-36	Vokoun/Denis	17,113
59	3/2	at COL	L	23-34-02	0-1	-	Clark	0-6	6-7	24-40	Aebischer/Leclaire	18,007
60	3/4	at LAK	L	23-35-02	2-3	13,13	Cammalleri	0-6	6-7	26-35	Garon/Denis	17,238
61	3/5	at ANA	SOW	24-35-02	3-2	40p,13p,61x	Nash	2-9	5-6	34-45	Leclaire/Giguere	16,124
62	3/7	CHI	L	24-36-02	1-3	27	Sharp	0-4	4-4	28-44	Anderson/Denis	16,137
63	3/9	PHX	W	25-36-02	5-4	61p,38,13,20,25	Chimera	1-7	4-5	30-33	Leclaire/Joseph	17,066
64	3/11	EDM	OTW	26-36-02	4-3	10,91,13,97	Klesla	0-6	4-6	31-27	Denis/Roloson	18,136+
65	3/13	at STL	OTL	26-36-03	2-3	61,25	Backman	0-4	5-7	30-31	Lalime/Leclaire	12,130
66	3/15	at CHI	L	26-37-03	2-3	45,61p	Calder	1-5	3-3	35-29	Khabibulin/Denis	10,130
67	3/17	VAN	L	26-38-03	2-3	6p,27	Morrison	1-6	3-5	24-33	Auld/Leclaire	16,163
68	3/19	ANA	L	26-39-03	3-4	13p,49,61	Lupul	1-9	5-6	28-29	Giguere/Denis	16,519
69	3/21	PHX	L	26-40-03	2-5	52p,91	Doan	1-4	4-5	33-36	Joseph/Leclaire	15,581
70	3/24	CGY	W	27-40-03	3-2	27,13,25	Chimera	0-7	7-8	28-28	Denis/Kiprusoff	17,041
71	3/25	at DET	SOW	28-40-03	5-4	97,9,61,27,40x	Balastik	0-2	3-3	27-44	Leclaire/Osgood	20,006
72	3/28	SJS	W	29-40-03	4-1	61,61p,42,27	Nash	1-2	5-5	23-29	Denis/Toskala	16,094
73	3/31	at STL	W	30-40-03	4-2	40,25,61,61p	Nash	1-4	6-6	20-30	Leclaire/Lalime	14,101
74	4/1	CHI	W	31-40-03	5-2	13,42,40,42p,9s	Balastik	1-7	6-7	24-29	Denis/Anderson	17,394
75	4/3	at NSH	W	32-40-03	3-1	27s,25,42	Chimera	0-8	9-10	28-37	Leclaire/Mason	12,073
76	4/7	at DET	SOL	32-40-04	5-6	61p,42,49,61,61	Holmstrom	1-3	2-3	23-36	Legace/Denis	20,066
77	4/8	DET	L	32-41-04	2-4	38,27	Williams	0-2	4-4	29-30	Osgood/Leclaire	18,136+
78	4/11	at DAL	L	32-42-04	2-3	15,91	Svoboda	0-4	5-7	17-26	Turco/Denis	18,543
79	4/13	STL	W	33-42-04	4-1	91p,42,47,27	Hartigan	1-7	5-5	31-27	Leclaire/Bacashihua	16,262
80	4/15	CHI	W	34-42-04	5-2	49,42,9,9,61	Vyborny	0-4	2-2	29-36	Denis/Khabibulin	16,555
81	4/16	at CHI	L	34-43-04	3-4	9,61p,91s	Calder	1-5	9-11	16-41	Anderson/Leclaire	10,733
82	4/18	DAL	W	35-43-04	5-4	9,10,5,42p,91p	Fedorov	2-5	4-5	31-36	Denis/Hedberg	17,103



2003-04 FINAL STATS

General Manager: Doug MacLean | **Head Coach:** Doug MacLean / Gerard Gallant | **Captain:** Luke Richardson

PLAYER	POS	GP	TOI	G	A	PTS	+/-	PIM	PP	SH	GW	GT	S	S%
Rick Nash	LW	80	17:37	41	16	57	-35	87	19	0	7	2	269	15.2
David Vyborny	RW	82	20:22	22	31	53	-26	40	8	4	2	0	158	13.9
Nikolai Zherdev *	LW	57	16:10	13	21	34	-11	54	5	0	1	0	137	9.5
Todd Marchant	C	77	20:38	9	25	34	-17	34	4	0	2	0	163	5.5
Trevor Letowski	RW	73	16:19	15	17	32	-12	16	4	0	1	0	126	11.9
Geoff Sanderson +	LW	67	16:20	13	16	29	-9	34	5	0	1	0	191	6.8
Anders Eriksson	D	66	20:42	7	20	27	-6	18	2	0	1	1	84	8.3
Andrew Cassels	C	58	19:17	6	20	26	-24	26	2	0	0	1	91	6.6
Manny Malhotra	C	56	14:47	12	13	25	-5	24	1	0	2	0	103	11.7
	TOT	65	13:48	12	13	25	-7	28	1	0	2	0	107	11.2
Brian Holzinger	C	13	15:17	1	0	1	-4	2	0	0	0	0	14	7.1
	TOT	74	16:33	7	15	22	-31	40	1	1	1	0	96	7.3
Jaroslav Spacek	D	58	23:26	5	17	22	-13	45	2	1	2	0	108	4.6
Tyler Wright	C	68	14:34	9	9	18	-19	63	2	0	3	0	109	8.3
Darryl Sydor	D	49	21:54	2	13	15	-19	26	1	0	0	0	80	2.5
Rostislav Klesla	D	47	18:19	2	11	13	-16	27	0	0	1	0	74	2.7
Alexander Svitov	C	29	12:39	2	6	8	-8	16	0	0	0	0	36	5.6
	TOT	40	11:43	2	9	11	-8	20	0	0	0	0	52	3.8
Lasse Pirjeta +	C	57	10:46	2	8	10	-6	20	0	0	0	0	78	2.6
Derrick Walser	D	27	18:23	1	8	9	-6	22	1	0	0	0	35	2.9
Aaron Johnson *	D	29	15:01	2	6	8	-2	32	0	0	1	0	33	6.1
Duvie Westcott	D	34	21:10	0	7	7	-15	39	0	0	0	0	43	0.0
Jody Shelley	LW	76	7:14	3	3	6	-10	228	1	0	0	0	62	4.8
Luke Richardson	D	64	20:07	1	5	6	-11	48	0	0	1	0	34	2.9
Mark Hartigan *	C	9	16:18	1	3	4	-2	6	1	0	0	0	15	6.7
Espen Knutsen	C	14	15:27	0	4	4	-5	2	0	0	0	0	11	0.0
Scott Lachance	D	77	18:58	0	4	4	-23	44	0	0	0	0	35	0.0
David Ling	RW	50	7:45	1	2	3	-3	98	0	0	0	0	45	2.2
Tim Jackman *	RW	19	9:55	1	2	3	-7	16	0	0	0	0	18	5.6
Kent McDonell *	RW	29	10:17	1	2	3	-7	36	0	0	0	0	23	4.3
Andrej Nedorost	LW	9	13:02	2	0	2	0	6	0	0	0	0	16	12.5
Brad Moran *	C	2	10:03	1	1	2	-1	2	0	0	0	0	4	25
Todd Rohloff +	D	24	19:14	0	2	2	-12	8	0	0	0	0	16	0.0
Donald MacLean	C	4	11:41	1	0	1	-1	0	0	0	0	0	10	10
Dan Fritsche *	C	19	8:24	1	0	1	-5	12	0	0	0	0	19	5.3
Jeremy Reich *	C	9	7:38	0	1	1	-3	20	0	0	0	0	3	0.0
Darrel Scoville	D	8	19:14	0	1	1	-4	6	0	0	0	0	5	0.0
Zenith Komarniski *	D	2	14:48	0	0	0	0	0	0	0	0	0	1	0.0
Mike Pandolfo *	LW	3	8:18	0	0	0	-2	0	0	0	0	0	3	0.0
Greg Mauldin *	C	6	8:47	0	0	0	-2	4	0	0	0	0	6	0.0
Joe Motzko *	RW	2	7:15	0	0	0	0	0	0	0	0	0	1	0.0
Jamie Pushor +	D	7	13:12	0	0	0	-2	2	0	0	0	0	6	0.0
J-L Grand-Pierre +	RW	16	7:25	0	0	0	-3	12	0	0	0	0	15	0.0
TOTALS		82		198	331	529		1,263	60	6	28	4	2,535	7.8

GOALTENDERS	GP	MIN	W	L	OT	SO	GA	SA	SV	GAA	SV%	A	PTS	PIM
Marc Denis	66	3,796	21	36	7	5	162	1,970	1,808	2.56	.918	2	2	10
Fred Brathwaite	21	1,050	4	11	1	0	59	574	515	3.37	.897	0	0	2
Pascal Leclaire *	2	119	0	2	0	0	7	69	62	3.52	.898	0	0	0
TOTALS	89	4,965	25	49	8	5	228	2,619	2,385	2.76	.911	2	2	12

+Traded Player * Rookie

2003-04 SEASON NOTES

- Posted a 25-45-8-4 record (62 pts.) in their fourth NHL season, finishing fourth in the Central Division, 14th in the Western Conference and 27th in the NHL.
- Gerard Gallant took over as interim head coach on Jan. 1 and led the club to a 16-24-4-1 record, including a season-high and club record-tying four consecutive wins from Mar. 21-27.
- The Blue Jackets successfully killed off 287-of-337 opponent power plays for an 85.2 percent penalty killing percentage, which ranked ninth in the NHL and was the second-highest in club history. Columbus killed off 134-of-152 at home (88.2 pct./4th in NHL) and 153-of-185 on the road (82.7 pct./17th in NHL). The club finished the season by killing off 68-of-73 (93.2 pct.) over the final 17 games.
- The Blue Jackets dressed 12 different players who were born in the 1980s with those players accounting for 43.5 percent of the club's goals (77-of-177). Columbus dressed all four of its first round draft picks – D Rostislav Klesla (2000), G Pascal Leclaire (2001), LW Rick Nash (2002) and RW Nikolai Zherdev (2003) – for the first time vs. San Jose on Dec. 31 and all four played in their first game together at Phoenix on Feb. 20.
- Left wing Rick Nash won the Rocket Richard trophy as the NHL's leading goal scorer (41 – tied with Atlanta's Ilya Kovalchuk and Calgary's Jarome Iginla), becoming the youngest player in NHL history to lead the league in goal scoring. The 19-year-old finished the season with 41-16-57 in 80 games and also led the NHL with a team-record 19 power play goals. He was the first teenager to play in the All-Star Game since Quebec's Owen Nolan (19 years, 340 days) and Pittsburgh's Jaromir Jagr (19 years, 337 days) in 1992.
- Right wing Nikolai Zherdev made his Blue Jackets debut on Dec. 2 and went on to tally 13-21-34 and 54 PIM in 57 games. He ranked in the top 10 among NHL rookies in points per game (3rd, 0.60), assists (5th), points (T-6th), power play goals (sixth-T), shots (sixth-T, 137) and goals (ninth-T) and had 1-1-2 in the YoungStars Game as part of the NHL's All-Star Weekend.
- Right wing David Vyborny led the club with four shorthanded goals, which tied for fourth in the NHL and established a new club record (Mike Sillinger – 3, 2002-03). He set career marks to finish second on the club in goals and points with 22-31-53 in 82 games. He led the club in assists and was the only player to compete in every game, extending his consecutive games played streak to 162. He notched his first career hat trick on Nov. 7 vs. Atlanta, tied a team record with five points (1-4-5) on Feb. 28 vs. Colorado and was named the NHL Player of Week (Feb. 23-29).

2003-04 RESULTS



GM	DATE	OPPONENT	RESULT	RECORD	SCORE	CBJ GOAL SCORERS	W/T GOAL	PP	PK	SF-SA	W-L GOALIE	ATTN.
1	10/9	at ATL	L	0-1-0-0	1-2	38	Tamer	0-6	7-8	27-27	Nurminen/Denis	17,918
2	10/11	NYR	W	1-1-0-0	5-0	10,9p,20,61p,5p	Letowski	3-11	3-3	36-25	Denis/Markkanen	18,136+
3	10/13	VAN	W	2-1-0-0	3-2	9p,26,61	Nash	1-4	4-4	26-29	Denis/Cloutier	16,580
4	10/16	CHI	W	3-1-0-0	2-1	61p,26p	Marchant	2-7	3-3	36-31	Denis/Thibault	16,158
5	10/18	at NSH	L	3-2-0-0	2-3	32,9p	G. Johnson	1-5	4-4	28-33	Vokoun/Brathwaite	10,499
6	10/22	at DET	L	3-3-0-0	1-4	61	Datsyuk	0-5	1-2	19-28	Legace/Denis	20,066
7	10/23	TBL	L	3-4-0-0	0-1	-	Lecavalier	0-4	2-2	20-28	Grahame/Denis	16,542
8	10/25	DAL	L	3-5-0-0	2-3	61p,38	Dimaio	1-8	1-1	27-34	Turco/Denis	18,136+
9	10/28	at VAN	L	3-6-0-0	3-6	9,5,61	Chubarov	0-5	1-2	19-28	Hedberg/Brathwaite	18,630
10	10/30	at EDM	OTL	3-6-0-1	3-4	61,9s,61p	Isbister	1-4	5-5	22-41	Salo/Denis	15,946
11	11/1	at CGY	L	3-7-0-1	0-3	-	Leopold	0-5	2-3	15-34	McLennan/Denis	14,539
12	11/7	ATL	W	4-7-0-1	4-2	9,8,9,9s	Vyborny	0-6	4-5	23-14	Denis/Dafoe	16,827
13	11/9	CGY	W	5-7-0-1	4-3	45p,45,25p,8p	Sanderson	3-8	5-5	28-45	Denis/Sabourin	17,957
14	11/11	at MTL	T	5-7-1-1	1-1	61p	Nash	1-3	5-5	36-31	Denis/Garon	18,765
15	11/13	at OTT	L	5-8-1-1	2-5	10p,9s	Hossa	1-9	7-12	17-35	Lalime/Brathwaite	15,297
16	11/14	BOS	L	5-9-1-1	0-4	-	McGillis	0-3	1-2	24-27	Potvin/Denis	18,136+
17	11/16	PHX	T	5-9-2-1	2-2	61p,25	Cassels	1-4	3-4	27-31	Denis/Burke	16,631
18	11/19	at DET	L	5-10-2-1	1-5	8p	Hull	1-3	4-5	38-42	Legace/Denis	20,066
19	11/20	DET	W	6-10-2-1	3-0	61,25,49	Nash	0-3	3-3	24-25	Denis/Legace	18,136+
20	11/22	NYI	W	7-10-2-1	2-1	61,26	Marchant	0-5	6-6	29-25	Brathwaite/DiPietro	16,578
21	11/25	EDM	T	7-10-3-1	3-3	27,8p,10p	Dvorak	2-5	4-4	34-34	Denis/Conklin	16,465
22	11/26	at NSH	L	7-11-3-1	2-4	61,27	Orszagh	0-3	7-8	28-33	Vokoun/Denis	10,185
23	11/29	WSH	L	7-12-3-1	3-5	61,28,61p	Bondra	1-4	1-2	28-24	Kolzig/Denis	17,158
24	12/2	ANA	W	8-12-3-1	2-1	9p,61p	Nash	2-6	3-3	32-31	Denis/Gerber	16,525
25	12/4	NSH	L	8-13-3-1	2-4	13,61	G. Johnson	0-3	4-4	39-24	Vokoun/Denis	16,166
26	12/6	at COL	L	8-14-3-1	1-5	61	Sakic	0-6	1-4	36-38	Sauve/Denis	18,007
27	12/10	PHI	T	8-14-4-1	1-1	27	Kapanen	0-2	5-5	20-41	Brathwaite/Boucher	17,063
28	12/12	STL	OTL	8-14-4-2	2-3	25,61p	Weight	1-6	1-2	32-33	Johnson/Brathwaite	17,892
29	12/13	at PIT	L	8-15-4-2	3-5	23p,13,10	Holzinger	1-4	3-5	26-25	Caron/Brathwaite	11,989
30	12/16	at STL	OTL	8-15-4-3	1-2	25p	Tkachuk	1-4	3-4	27-37	Osgood/Denis	16,091
31	12/19	CGY	L	8-16-4-3	1-2	61	Lombardi	0-13	6-6	34-21	Kiprusoff/Denis	16,561
32	12/20	at MIN	L	8-17-4-3	2-5	8,10	Zyuzin	0-5	1-1	29-35	Roloso/Denis	18,568
33	12/23	PHX	L	8-18-4-3	1-2	61	Tanabe	0-5	1-2	28-26	Burke/Brathwaite	16,993
34	12/26	at CHI	W	9-18-4-3	4-1	9,27,61,9	Malhotra	0-2	2-2	33-31	Brathwaite/Leighton	13,517
35	12/27	DAL	L	9-19-4-3	3-4	13,61,20	Matvichuk	0-3	2-3	24-18	Turco/Denis	17,419
36	12/29	STL	L	9-20-4-3	2-3	8p,26p	R. Johnson	2-6	4-5	25-34	Johnson/Denis	17,715
37	12/31	SJS	L	9-21-4-3	0-1	-	McCauley	0-4	3-3	26-29	Nabokov/Denis	18,136+
38	1/2	at TBL	W	10-21-4-3	2-0	44,27	Klesla	0-1	1-1	15-37	Denis/Grahame	13,609
39	1/3	at FLA	L	10-22-4-3	0-1	-	Weiss	0-4	3-3	42-34	Luongo/Denis	15,874
40	1/6	at COL	L	10-23-4-3	0-6	-	Blake	0-7	1-2	35-36	Aebischer/Brathwaite	18,007
41	1/8	at SJS	OTW	11-23-4-3	3-2	28,42p,61p	Nash	2-6	3-3	25-36	Denis/Nabokov	14,549
42	1/10	at LAK	T	11-23-5-3	2-2	2p,26	Klatt	1-3	0-2	33-32	Denis/Cechmanek	18,118
43	1/11	at ANA	T	11-23-6-3	2-2	13,61	Nash	0-5	7-7	37-43	Gerber/Denis	15,559
44	1/15	at STL	L	11-24-6-3	3-5	13p,26,8	Boguniecki	1-5	2-4	26-26	Divis/Denis	17,709
45	1/16	LAK	OTW	12-24-6-3	3-2	8,61p,61	Nash	1-6	1-1	31-24	Denis/Cechmanek	17,238
46	1/18	EDM	T	12-24-7-3	4-4	9,28,13p,61p	Brewer	2-7	3-4	38-30	Denis/Conklin	18,136+
47	1/21	STL	W	13-24-7-3	3-1	26p,27,27	Malhotra	1-6	5-5	30-28	Denis/Osgood	16,242
48	1/22	at CHI	L	13-25-7-3	0-7	-	Moen	0-2	4-5	30-39	Anderson/Brathwaite	11,347
49	1/24	CHI	W	14-25-7-3	4-3	61p,27,61p,28	Wright	2-13	4-5	34-23	Denis/Anderson	18,136+
50	1/27	NJD	L	14-26-7-3	3-4	61p,28,41	Gionta	1-5	2-3	31-39	Brodeur/Denis	18,136+
51	1/29	NSH	L	14-27-7-3	4-6	8p,10,10p,28p	Walker	3-6	3-6	31-31	Vokoun/Brathwaite	16,335
52	1/31	MIN	OTW	15-27-7-3	2-1	9p,2	Eriksson	1-3	5-5	29-32	Denis/Roloso	18,136+
53	2/2	at PHX	T	15-27-8-3	3-3	2,9s,2	Eriksson	0-4	6-6	29-32	Denis/Boucher	12,291
54	2/4	at DAL	L	15-28-8-3	0-1	-	Arnott	0-4	4-4	18-29	Turco/Denis	18,012
55	2/11	LAK	OTW	16-28-8-3	3-2	3p,47,9	Vyborny	1-6	1-1	34-32	Denis/Cechmanek	16,221
56	2/12	at TOR	L	16-29-8-3	1-4	26	Roberts	0-3	3-5	19-28	Belfour/Denis	19,356
57	2/14	SJS	OTL	16-29-8-4	1-2	8	Sturm	0-4	4-4	24-50	Nabokov/Denis	18,136+
58	2/16	NSH	W	17-29-8-4	4-2	27,27p,3s,17	Spacek	1-5	4-4	23-34	Denis/Vokoun	17,340
59	2/18	at ANA	L	17-30-8-4	1-3	8	Prospal	0-5	5-5	20-34	Giguere/Denis	12,898
60	2/20	at PHX	L	17-31-8-4	2-3	10,3	Langkow	0-6	5-6	28-31	Pelletier/Leclaire	14,327
61	2/21	at LAK	L	17-32-8-4	3-4	45,61,61	Laperriere	0-4	5-6	21-42	Huet/Denis	18,118
62	2/23	at SJS	L	17-33-8-4	2-4	44,2	Cheechoo	0-3	4-5	26-38	Nabokov/Leclaire	14,886
63	2/25	CHI	L	17-34-8-4	3-4	9,2,28p	Calder	1-5	4-4	42-28	Anderson/Denis	17,220
64	2/27	at CHI	W	18-34-8-4	4-3	46,9p,8,22	Richardson	1-5	4-6	29-36	Brathwaite/Leighton	12,477
65	2/28	COL	OTW	19-34-8-4	5-4	9p,8,13p,27,3p	Spacek	3-7	4-5	44-36	Denis/Sauve	18,136+
66	3/2	at CAR	W	20-34-8-4	3-0	61p,10,27	Nash	1-4	4-4	17-25	Dennis/Weekes	9,839
67	3/3	at DAL	L	20-35-8-4	2-4	61p,61p	Guerin	2-3	3-3	17-36	Tugnutt/Denis	18,008
68	3/6	VAN	L	20-36-8-4	0-4	-	Ohlund	0-6	2-2	32-24	Hedberg/Denis	18,136+
69	3/8	CAR	L	20-37-8-4	1-4	61p	Cole	1-5	3-4	28-38	Irbe/Brathwaite	16,411
70	3/11	DET	L	20-38-8-4	2-4	10,13	Hull	0-5	4-4	33-35	Joseph/Denis	18,136+
71	3/13	at STL	L	20-39-8-4	3-5	16,10,10	Tkachuk	0-3	3-5	22-32	Osgood/Denis	19,661
72	3/14	at MIN	L	20-40-8-4	2-3	9p,10p	Daigle	2-2	6-6	21-30	Fernandez/Denis	18,568
73	3/16	at EDM	L	20-41-8-4	2-3	16,25	Moreau	0-4	3-3	23-27	Conklin/Denis	16,839
74	3/18	at CGY	L	20-42-8-4	0-2	-	Lombardi	0-7	4-4	23-35	Kiprusoff/Denis	17,479
75	3/21	at VAN	W	21-42-8-4	5-4	19,61,13,26p,13	Zherdev	1-3	6-6	23-31	Denis/Hedberg	18,630
76	3/24	MIN	W	22-42-8-4	2-0	47,61	A. Johnson	0-2	8-8	23-20	Denis/Roloso	17,732
77	3/26	ANA	W	23-42-8-4	3-1	9,28,13	Wright	0-4	4-5	29-44	Brathwaite/Gerber	18,136+
78	3/27	at NSH	OTW	24-42-8-4	3-2	61,13p,28	Wright	1-5	7-7	32-37	Denis/Vokoun	17,113
79	3/29	at BUF	L	24-43-8-4	0-6	-	Kalinin	0-5	3-3	23-39	Biron/Brathwaite	15,263
80	3/31	DET	L	24-44-8-4	2-3	10,36	Lang	0-7	1-1	32-30	Legace/Denis	18,136+
81	4/2	COL	L	24-45-8-4	2-4	13p,3	Svatos	1-5	3-4	39-40	Aebischer/Denis	18,136+
82	4/3	at DET	W	25-45-8-4	4-1	2p,61,10,9	Nash	1-2	4-4	17-33	Denis/Legace	20,066



2002-03 FINAL STATS

General Manager: Doug MacLean | **Head Coach:** Dave King / Doug MacLean | **Captain:** Ray Whitney

PLAYER	POS	GP	TOI	G	A	PTS	+/-	PIM	PP	SH	GW	GT	S	S%
Ray Whitney	LW	81	21:00	24	52	76	-26	22	8	2	2	1	235	10.2
Andrew Cassels	C	79	19:51	20	48	68	-4	30	9	1	5	0	113	17.7
Geoff Sanderson	LW	82	18:43	34	33	67	-4	34	15	2	2	0	286	11.9
David Vyborny	RW	79	16:20	20	26	46	12	16	4	1	4	0	125	16.0
Jaroslav Spacek	D	81	24:47	9	36	45	-23	70	5	0	1	0	166	5.4
Mike Sillinger	C	75	19:08	18	25	43	-21	52	9	3	3	0	128	14.1
Rick Nash *	LW	74	13:56	17	22	39	-27	78	6	0	2	0	154	11.0
Tyler Wright	C	70	16:07	19	11	30	-25	113	3	2	3	0	108	17.6
Grant Marshall +	RW	66	13:56	8	20	28	-8	71	3	0	2	0	96	8.3
Lasse Pirjeta	LW	51	11:28	11	10	21	-4	12	2	0	2	0	80	13.8
Derrick Walser *	D	53	14:51	4	13	17	-9	34	3	0	2	0	86	4.7
Rostislav Klesla	D	72	18:45	2	14	16	-22	71	0	0	0	0	89	2.2
Sean Pronger	C	78	11:31	7	6	13	-26	72	1	0	0	0	67	10.4
Luke Richardson	D	82	23:31	0	13	13	-16	73	0	0	0	0	56	0.0
Espen Knutsen	C	31	16:44	5	4	9	-15	20	3	0	1	0	28	17.9
Matt Davidson *	RW	34	11:48	4	5	9	-12	18	0	0	0	0	28	14.3
Hannes Hyvonen	RW	36	10:02	4	5	9	-11	22	0	0	0	0	48	8.3
Duvie Westcott *	D	39	18:40	0	7	7	-3	77	0	0	0	0	27	0.0
David Ling	RW	35	7:56	3	2	5	-6	86	0	0	0	0	37	8.1
Jody Shelley	LW	68	6:07	1	4	5	-5	249	0	0	0	0	39	2.6
Tomi Kallio	RW	12	14:52	1	2	3	-7	8	0	0	0	0	20	5.0
Darren Van Impe	D	14	18:28	1	1	2	-6	10	0	1	0	1	11	9.1
J-L Grand-Pierre	D	41	13:38	1	0	1	-6	64	0	0	0	0	32	3.1
Andrej Nedorost *	C	12	9:15	0	1	1	-6	4	0	0	0	0	10	0.0
Jamie Allison	D	48	11:56	0	1	1	-15	99	0	0	0	0	23	0.0
Scott Lachance	D	61	20:00	0	1	1	-20	46	0	0	0	0	35	0.0
Mathieu Darche	LW	1	6:57	0	0	0	-1	0	0	0	0	0	0	0.0
Darrel Scoville	D	2	14:30	0	0	0	0	4	0	0	0	0	1	0.0
Kent McDonell *	RW	3	8:40	0	0	0	-1	0	0	0	0	0	4	0.0
Blake Bellefeuille *	C	3	7:00	0	0	0	0	0	0	0	0	0	0	0.0
Kevin Dineen	RW	4	10:40	0	0	0	0	12	0	0	0	0	7	0.0
Paul Manning *	D	8	13:02	0	0	0	0	2	0	0	0	0	4	0.0
TOTALS		82		213	362	575		1,498	71	12	29	2	2,143	9.9

GOALTENDERS	GP	MIN	W	L	OT	SO	GA	SA	SV	GAA	SV%	A	PTS	PIM
Marc Denis	77	4,511	27	41	8	5	232	2,404	2,172	3.09	.903	0	0	6
Jean-Francois Labbe	11	451	2	4	0	0	27	233	206	3.59	.884	0	0	2
TOTALS	82	4,984	29	45	8	5	263	2,641	2,378	3.17	.900	0	0	8

+Traded Player * Rookie

2002-03 SEASON NOTES

- Posted 29-42-8-3 record (69 pts.) in their third NHL season, finishing fifth in the Central Division, 15th in the Western Conference and 28th in the NHL under head coaches Dave King and Doug MacLean. The club went 14-20-4-2 under King and 15-22-4-1 with MacLean.
- Set franchise record with 29 wins, surpassing inaugural season total of 28, while the club's 69 points represented a 12-point improvement from 2001-02 and fell just two shy of the club record of 71 set in 2000-01.
- Established franchise record for home wins and points in a season after registering 20-14-5-2 record (47 pts.) at Nationwide Arena. The Jackets set a franchise record regulation unbeaten streak at home from Jan. 20-Feb. 12 (4-0-2-0) and also had a five-game streak from Oct. 27-Nov. 9 (4-0-0-1). The club averaged 17,744 fans per game, including 23 sellouts.
- Won three consecutive road games for the first time in franchise history (2-1 at Minnesota on Jan. 8, 3-2 at Vancouver on Jan. 10 and 7-2 at Calgary on Jan. 11).
- Despite being the last team in the NHL to record an overtime win in 2002-03 (2-1 at Montreal on Feb. 13), Columbus finished the campaign with a 5-1-2 record in its last eight overtime contests and 4-3-8 overall.
- Netted a franchise record 71 power play goals and finished fourth in the NHL in penalty killing on home ice with a 86.5% success rate. The club also set a record with 12 shorthanded goals, tying for second best in the League. Mike Sillinger led the club with three shorthanded tallies and finished tied for second in the NHL with six shorthanded points.
- Goaltender Marc Denis set the NHL record for minutes played with 4,511 in 77 games, surpassing the mark of 4,433 set by New Jersey's Martin Brodeur in 1995-96. He also led the NHL in appearances, shots faced (2,404) and saves (2,172). His 77 games are tied for second on the all-time list, trailing only St. Louis' Grant Fuhr who appeared in 79 during the 1995-96 campaign. He had consecutive games started streaks of 21 (Nov. 27-Jan. 10), 20 (Oct. 10-Nov. 22), 16 (Jan. 13-Feb. 19) and 15 (Feb. 23-Mar. 24). He failed to start in consecutive games just once this season (Mar. 25 at Los Angeles and Mar. 28 at Edmonton).
- Left wing Ray Whitney became the second Blue Jacket to appear in the NHL All-Star Game. He tallied 24-52-76 in 81 games to set club records for points, assists and multi-point games (19) in a season. Whitney tied for first in the NHL with 34 power play assists.
- Left wing Geoff Sanderson topped the 30-goal mark for the sixth time in his NHL career and second time with the Blue Jackets. He established a team record with 34 goals.
- Defenseman Jaroslav Spacek shattered the club record for points by a defenseman by collecting 9-36-45 in 81 games.
- Center Tyler Wright became the first Jacket to net multiple hat tricks in a season, notching three-goal games on Oct. 27 vs. Los Angeles and Mar. 20 vs. Toronto.

2002-03 RESULTS



GM	DATE	OPPONENT	RESULT	RECORD	SCORE	CBJ GOAL SCORERS	W/T GOAL	PP	PK	SF-SA	W-L GOALIE	ATTN.
1	10/10	CHI	W	1-0-0-0	2-1	61,16p	Sillinger	1-6	6-7	33-32	Denis/Thibault	18,136+
2	10/12	at NJD	L	1-1-0-0	2-3	19p,34	Elias	1-6	9-9	20-23	Brodeur/Denis	17,098
3	10/14	PHX	L	1-2-0-0	2-4	21p,3	Wilson	1-11	6-9	32-36	Boucher/Denis	18,136+
4	10/17	at STL	L	1-3-0-0	1-7	3p	Boguniecki	1-5	6-10	23-33	Divis/Denis	14,708
5	10/19	FLA	W	2-3-0-0	4-1	29p,9,25p,8	Vyborny	2-4	6-6	22-27	Denis/Luongo	17,424
6	10/23	TBL	T	2-3-1-0	2-2	8,8p	Andreychuk	1-8	5-6	26-27	Hodson/Labbe	17,306
7	10/25	SJS	L	2-4-1-0	4-5	29p,14p,14,24	Damphousse	2-4	5-6	24-38	Kiprusoff/Denis	16,802
8	10/27	LAK	W	3-4-1-0	5-1	8,28,24,28s,28p	Wright	1-6	4-4	33-25	Denis/Storr	17,106
9	10/29	at CHI	L	3-5-1-0	2-3	3,21	Arnason	0-3	4-4	22-22	Thibault/Denis	10,203
10	11/1	DAL	W	4-5-1-0	4-2	14,16p,25p,28	Cassels	2-8	7-7	28-40	Denis/Tugnut	17,203
11	11/3	BUF	W	5-5-1-0	3-2	28,25p,23p	Walser	2-7	5-5	26-32	Denis/Biron	18,136+
12	11/5	WSH	OTL	5-5-1-1	3-4	8p,28p,14p	Bondra	3-7	2-3	29-37	Charpentier/Denis	16,532
13	11/7	at STL	W	6-5-1-1	5-2	8,23p,25p,14,25s	Cassels	2-6	5-5	31-28	Denis/Brathwaite	17,278
14	11/9	NYR	W	7-5-1-1	6-3	61,24,61,8,19,28s	Sanderson	0-4	6-6	25-34	Denis/Blackburn	18,136+
15	11/12	at COL	L	7-6-1-1	4-5	16s,8p,8p,3	Reinprecht	2-4	6-7	35-51	Roy/Denis	18,007
16	11/14	ANA	L	7-7-1-1	2-3	8p,28	Rucchin	1-4	2-3	28-44	Giguere/Denis	17,398
17	11/16	at NSH	T	7-7-2-1	1-1	8	Legwand	0-1	3-3	25-34	Denis/Dunham	14,730
18	11/17	at DAL	OTL	7-7-2-2	2-3	8,14	Turgeon	0-1	4-4	15-42	Turco/Denis	18,532
19	11/20	STL	W	8-7-2-2	3-2	16p,29p,9	Vyborny	2-6	6-6	20-28	Denis/Barrasso	18,136
20	11/22	at BUF	L	8-8-2-2	4-5	14s,23,9,20	Patrick	0-6	6-6	21-33	Miller/Denis	15,711
21	11/23	at OTT	L	8-9-2-2	2-5	9,41	Hossa	0-2	3-3	39-30	Prusek/Labbe	15,684
22	11/27	EDM	L	8-10-2-2	1-3	61	Smyth	0-3	2-3	16-19	Salo/Denis	17,745
23	11/29	at NYI	W	9-10-2-2	4-2	14,25,14,61	Whitney	0-4	5-6	28-31	Denis/Osgood	14,625
24	11/30	CAR	L	9-11-2-2	2-4	41,9p	Cole	1-4	4-5	27-42	Irbe/Denis	18,136
25	12/3	at NYR	L	9-12-2-2	3-5	9,41,25p	Lindros	1-4	4-4	31-35	Blackburn/Denis	17,802
26	12/6	at SJS	L	9-13-2-2	2-3	8s,8p	Damphousse	1-7	3-4	30-23	Nabokov/Denis	17,496
27	12/7	at LAK	W	10-13-2-2	4-2	61p,14,23p,28	Walser	2-7	6-6	25-30	Denis/Potvin	18,118
28	12/9	at PHX	T	10-13-3-2	3-3	8,61,3	Radivojevic	0-4	6-7	22-41	Denis/Boucher	9,639
29	12/12	NJD	W	11-13-3-2	4-2	25p,14p,9,28	Vyborny	2-5	3-3	29-42	Denis/Brodeur	18,136+
30	12/14	at DET	L	11-14-3-2	4-6	20,8,28,45	Fedorov	0-5	1-1	22-34	Joseph/Denis	20,058
31	12/19	CGY	W	12-14-3-2	3-0	20,17,20p	Pirjeta	1-4	6-6	27-29	Denis/Turek	17,230
32	12/20	at CHI	L	12-15-3-2	1-3	19	Sullivan	0-6	4-4	29-30	Thibault/Denis	14,389
33	12/23	DET	L	12-16-3-2	0-1	-	Draper	0-5	4-4	33-28	Joseph/Denis	18,136+
34	12/26	at DET	L	12-17-3-2	2-4	16s,16	Woolley	0-6	4-4	26-35	Joseph/Denis	20,058
35	12/28	STL	L	12-18-3-2	1-6	8	Mellanby	0-4	2-3	27-32	Johnson/Denis	18,136+
36	12/29	at STL	L	12-19-3-3	2-5	8s,8	Rucinsky	0-5	2-4	26-38	Johnson/Denis	19,794
37	12/31	PIT	W	13-19-3-2	5-2	16,9p,25p,8p,25	Cassels	3-8	5-6	34-32	Denis/Hedberg	18,136+
38	1/3	at WSH	T	13-19-4-2	2-2	14s,9	Gonchar	0-7	3-4	28-32	Denis/Charpentier	14,602
39	1/4	PHX	W	14-19-4-2	2-0	16,19	Sillinger	0-4	3-3	25-23	Denis/Pelletier	18,136+
40	1/6	NSH	L	14-20-4-2	1-5	16	Legwand	0-4	4-6	22-34	Vokoun/Denis	17,082
41	1/8	at MIN	W	15-20-4-2	2-1	8,29	Marshall	0-4	4-4	26-19	Denis/Roloson	18,568
42	1/10	at VAN	W	16-20-4-2	3-2	8,61p,28	Wright	1-4	4-5	24-29	Denis/Cloutier	18,422
43	1/11	at CGY	W	17-20-4-2	7-2	19,25p,29,61p,9,20,20	Marshall	2-6	6-7	25-30	Labbe/Turek	14,827
44	1/13	at EDM	L	17-21-4-2	5-8	61,16,14p,24,9	Laraque	1-2	1-2	16-40	Salo/Denis	16,057
45	1/15	ANA	L	17-22-4-2	3-4	29,25,16	Valicevic	0-8	2-2	30-32	Giguere/Denis	17,385
46	1/18	at BOS	L	17-23-4-2	2-7	25,3p	Girard	1-4	3-6	24-45	Shields/Denis	16,630
47	1/20	CHI	W	18-23-4-2	5-1	19,9,61p,14,29	Vyborny	1-5	3-3	26-38	Denis/Thibault	17,483
48	1/22	at DAL	L	18-24-4-2	2-4	43,16p	Young	1-4	6-6	19-26	Tugnut/Denis	18,532
49	1/23	at COL	L	18-25-4-2	0-5	-	Morris	0-4	4-7	18-37	Roy/Denis	18,007
50	1/25	NYI	W	19-25-4-2	4-1	25p,20p,16p,28	Pirjeta	3-4	1-2	26-30	Denis/Snow	18,136+
51	1/28	COL	T	19-25-5-2	2-2	20,29	Tanguay	0-3	4-4	19-36	Denis/Roy	18,136+
52	1/30	NSH	W	20-25-5-2	2-1	28,21	Knutson	0-3	4-5	19-34	Denis/Vokoun	17,256
53	2/5	VAN	T	20-25-6-2	4-4	9,28,16p,27s	Jokela	1-7	5-6	28-40	Denis/Skudra	17,106
54	2/8	at NSH	L	20-26-6-2	2-3	21p,9p	Legwand	2-6	5-6	17-39	Vokoun/Denis	15,186
55	2/12	SJS	W	21-26-6-2	1-0	61	Nash	0-4	4-4	28-38	Denis/Kiprusoff	17,822
56	2/13	at MTL	OTW	22-26-6-2	2-1	8p,3p	Spacek	2-4	5-5	26-39	Denis/Theodore	20,123
57	2/15	CHI	L	22-27-6-2	1-7	16s	Dempsey	0-5	4-5	31-31	Passmore/Denis	18,136+
58	2/18	at PHX	L	22-28-6-2	2-5	9p,16p	Amonte	2-7	7-8	16-35	Boucher/Denis	12,667
59	2/19	at ANA	L	22-29-6-2	0-2	-	Kariya	0-4	4-4	26-23	Giguere/Denis	11,641
60	2/21	at SJS	L	22-30-6-2	0-6	-	Cheechoo	0-6	4-6	29-37	Nabokov/Labbe	17,347
61	2/23	at VAN	L	22-31-6-2	2-7	21p,8p	Bertuzzi	2-8	5-7	26-33	Cloutier/Denis	18,514
62	2/25	at NSH	L	22-32-6-2	0-5	-	Hulse	0-3	1-3	19-27	Vokoun/Denis	10,412
63	2/27	LAK	W	23-32-6-2	3-1	14p,14,14	Whitney	1-3	3-3	29-34	Denis/Storr	18,136+
64	3/1	EDM	T	23-32-7-2	3-3	61,9,14	Whitney	0-4	0-2	27-27	Denis/Markkanen	18,136+
65	3/3	DET	L	23-33-7-2	2-3	14p,44	Shanahan	1-8	3-4	31-23	Legace/Denis	18,136+
66	3/6	VAN	OTW	24-33-7-2	5-4	14p,3p,14,8p,61	Nash	3-7	3-4	36-31	Denis/Auld	17,128
67	3/8	CGY	OTL	24-33-7-3	2-3	19,44	Iginla	0-6	4-5	28-29	Turek/Denis	18,136+
68	3/10	at CAR	L	24-34-7-3	5-6	9s,25,14p,9,8	Defauw	1-3	3-5	40-24	Weekes/Labbe	13,066
69	3/11	DAL	L	24-35-7-3	0-2	-	Dahlen	0-3	3-3	25-36	Tugnut/Denis	17,130
70	3/13	COL	L	24-36-7-3	1-5	43	Sakic	0-4	7-7	21-31	Roy/Denis	17,256
71	3/15	MIN	W	25-36-7-3	5-0	25,16p,43,25,14	Cassels	1-3	5-5	32-24	Denis/Fernandez	18,136+
72	3/17	at ATL	L	25-37-7-3	2-3	20,8p	Heatley	1-7	8-8	29-31	Nurminen/Denis	9,212
73	3/20	TOR	OTW	26-37-7-3	4-3	28,61p,28p,28	Wright	2-9	4-5	32-32	Denis/Kidd	18,136+
74	3/22	ATL	L	26-38-7-3	2-3	61,20	Bartecko	0-3	2-3	38-26	Hnilicka/Denis	18,136+
75	3/24	at ANA	L	26-39-7-3	0-5	-	Leclerc	0-2	4-6	29-26	Giguere/Denis	15,507
76	3/25	at LAK	OTW	27-39-7-3	2-1	3p,25	Cassels	1-9	7-8	23-34	Labbe/Huet	17,493
77	3/28	at EDM	L	27-40-7-3	0-4	-	Isbister	0-6	4-4	26-36	Markkanen/Labbe	16,839
78	3/29	at CGY	W	28-40-7-3	6-4	25,41,8p,8,8p,8	Sanderson	2-5	4-4	26-39	Denis/Turek	16,007
79	4/1	at PHI	L	28-41-7-3	0-4	-	Johnsson	0-3	7-7	10-29	Cechmanek/Denis	19,544
80	4/2	MIN	W	29-41-7-3	3-0	16p,8p,61p	Sillinger	3-7	8-8	24-27	Denis/Roloson	18,136+
81	4/4	DET	T	29-41-8-3	5-5	9,25,28,14,20	Datsyuk	0-4	5-6	35-35	Denis/Legace	18,136
82	4/6	at MIN	L	29-42-8-3	3-4	8,8p,9	Gaborik	1-4	2-3	20-23	Roloson/Denis	18,568



2001-02 FINAL STATS

General Manager: Doug MacLean | **Head Coach:** Dave King | **Captain:** Lyle Odelein

PLAYER	POS	GP	TOI	G	A	PTS	+/-	PIM	PP	SH	GW	GT	S	S%
Ray Whitney	LW	67	20:13	21	40	61	-22	12	6	0	3	0	210	10.0
Mike Sillinger	C	80	20:51	20	23	43	-35	54	8	0	5	0	150	13.3
Espen Knutsen	C	77	20:14	11	31	42	-28	47	5	2	1	0	102	10.8
Grant Marshall	RW	81	15:27	15	18	33	-20	86	6	0	4	1	152	9.9
David Vyborny	RW	75	15:27	13	18	31	-14	6	6	0	2	0	103	12.6
Deron Quint	D	75	22:00	7	18	25	-34	26	3	0	1	0	169	4.1
Tyler Wright	C	77	17:12	13	11	24	-40	100	4	0	1	1	120	10.8
Jaroslav Spacek	D	CBJ 14	23:35	2	3	5	-9	24	1	1	1	0	29	6.9
	TOT	74	17:46	5	13	18	-4	53	1	1	2	0	93	5.4
Lyle Odelein +	D	65	22:11	2	14	16	-28	89	0	0	0	0	76	2.6
Geoff Sanderson	LW	42	16:49	11	5	16	-15	12	5	0	2	0	112	9.8
Serge Aubin	LW	71	15:29	8	8	16	-20	32	1	0	1	0	86	9.3
Rostislav Klesla *	D	75	18:52	8	8	16	-6	74	1	0	0	1	102	7.8
Robert Kron	RW	59	15:58	4	11	15	-14	4	1	0	0	0	92	4.3
Brett Harkins	C	25	12:38	2	12	14	-5	8	2	0	0	0	9	22.2
Kevin Dineen	RW	59	10:07	5	8	13	-6	62	0	0	0	0	73	6.8
Mattias Timander	D	78	19:51	4	7	11	-34	44	1	0	0	0	68	5.9
Blake Sloan	RW	60	10:55	2	7	9	-18	46	0	0	0	0	49	4.1
J-L Grand-Pierre	D	81	15:20	2	6	8	-28	90	0	0	0	0	62	3.2
Jamie Pushor +	D	61	17:07	0	6	6	-10	54	0	0	0	0	46	0.0
Jody Shelley *	LW	52	6:31	3	3	6	1	206	0	0	0	0	35	8.6
Radim Bicanek	D	60	13:31	1	5	6	-15	34	0	0	0	0	43	2.3
Chris Nielsen	RW	23	10:46	2	3	5	-3	4	0	0	1	0	28	7.1
Sean Pronger	C	26	11:25	3	1	4	-4	4	0	0	0	0	25	12.0
Matt Davidson *	RW	17	14:33	1	2	3	-11	10	0	0	0	0	18	5.6
Jamie Heward	D	28	14:04	1	2	3	-9	7	0	0	0	0	38	2.6
Mathieu Darche *	LW	14	9:49	1	1	2	-5	6	0	0	0	0	15	6.7
Andrej Nedorost *	C	7	12:55	0	2	2	-3	2	0	0	0	0	12	0.0
Jamie Allison	D	CBJ 7	11:23	0	0	0	-4	28	0	0	0	0	2	0.0
	TOT	44	8:19	0	2	2	-7	52	0	0	0	0	16	0.0
Derrick Walser *	D	2	16:18	1	0	1	-2	0	0	0	0	0	2	50.0
Martin Spanhel *	LW	4	11:11	1	0	1	-2	2	0	0	0	0	6	16.7
Blake Bellefeuille *	C	2	8:21	0	1	1	1	0	0	0	0	0	2	0.0
Brad Moran *	C	3	7:38	0	0	0	0	0	0	0	0	0	2	0.0
Duvie Westcott *	D	4	15:07	0	0	0	-2	2	0	0	0	0	3	0.0
David Ling	RW	5	9:47	0	0	0	-1	7	0	0	0	0	5	0.0
TOTALS		82		164	274	438		1,258	50	3	25	3	2,233	7.34

GOALTENDERS	GP	MIN	W	L	OT	SO	GA	SA	SV	GAA	SV%	A	PTS	PIM
Ron Tugnutt	44	2,502	12	27	3	2	119	1,195	1,076	2.85	.900	1	1	0
Jean-Francois Labbe	3	117	1	1	0	0	6	68	62	3.07	.912	0	0	0
Marc Denis	42	2,335	9	24	5	1	121	1,197	1,076	3.11	.899	1	1	2
TOTALS	82	4,979	22	52	8	9	255	2,460	2,214	3.07	.900	1	1	2

+Traded Player * Rookie

2001-02 SEASON NOTES

- Completed second season in the National Hockey League with a 22-47-8-5 record (57 pts.), finishing fifth in the Central Division, 15th in the Western Conference and 29th in the NHL under Head Coach Dave King.
- The Blue Jackets sold out all 41 regular season home games at Nationwide Arena (18,136 capacity) during the 2001-02 season, attracting 743,576 fans and averaging 18,136 per game.
- The Jackets went 7-10-4-1 against Eastern Conference opponents in 2001-02. Columbus was especially hard on the Atlantic Division with a 4-0-3-1 mark, including a 3-0-1-0 record vs. teams in metro New York.
- Center Espen Knutsen collected the Jackets' lone hat trick of the season and fourth in franchise history when he scored three goals in a 6-2 win over San Jose on Jan. 24 at Nationwide Arena.
- Knutsen also became the first player to represent the Blue Jackets at the NHL All-Star Game as he was named a replacement for Dallas' Jere Lehtinen. Knutsen netted a goal and garnered two assists while becoming the first Norwegian-born player to participate in the NHL's mid-season classic.
- Left wing Ray Whitney paced the Jackets offense and set a club record by tallying 61 points. Whitney also set team records in shots on goal (210), multi-point games (18), consecutive games with a goal (5), shots in a game (10) and ice time by a forward in a game (26:43).
- Rookie defenseman Rostislav Klesla had an impressive first season in the NHL. He led all Blue Jackets and ranked fourth in the NHL with 175 blocked shots. Klesla also led all rookie defensemen with eight goals in route to being named to the All-Rookie Team.

2001-02 RESULTS



GM	DATE	OPPONENT	RESULT	RECORD	SCORE	CBJ GOAL SCORERS	W/T GOAL	PP	PK	SF-SA	W-L GOALIE	ATTN.
1	10/4	STL	T	0-0-1-0	3-3	8,4,44	Klesla	0-5	3-5	31-43	Tugnutt/Johnson	18,136+
2	10/6	at PHI	T	0-0-2-0	3-3	29p,28,29p	Williams	2-2	4-5	18-40	Tugnutt/Cechmanek	19,459
3	10/8	PHI	T	0-0-3-0	2-2	7,10	Hlavac	0-6	6-6	30-32	Denis/Boucher	18,136+
4	10/12	MTL	L	0-1-3-0	1-3	34	Simpson	0-7	1-1	29-18	Theodore/Tugnutt	18,136+
5	10/14	at CHI	T	0-1-4-0	2-2	29p,28p	Daze	2-8	5-5	23-30	Denis/Thibault	10,216
6	10/16	at DET	L	0-2-4-0	3-4	44p,28,7	Fedorov	1-3	2-2	22-35	Hasek/Denis	20,058
7	10/19	at BUF	W	1-2-4-0	3-1	10,8,28	Sanderson	0-4	4-4	17-30	Tugnutt/Biron	18,690
8	10/20	COL	L	1-3-4-0	0-5	-	Tanguay	0-7	2-3	24-20	Roy/Tugnutt	18,136+
9	10/23	LAK	L	1-4-4-0	1-7	20	Murray	0-7	0-4	31-30	Potvin/Tugnutt	18,136+
10	10/25	EDM	L	1-5-4-0	2-5	8,37p	Smith	1-7	3-3	30-31	Conklin/Denis	18,136+
11	10/27	at SJS	L	1-6-4-0	0-2	-	Ragnarsson	0-5	2-4	16-21	Nabokov/Tugnutt	17,496
12	10/30	at VAN	L	1-7-4-0	1-3	16p	Druken	1-7	6-8	23-36	Cloutier/Tugnutt	14,615
13	11/1	at CGY	L	1-8-4-0	1-2	6	Clark	0-6	4-4	27-25	Turek/Tugnutt	12,501
14	11/2	at EDM	W	2-8-4-0	2-1	41,29	Marshall	0-2	4-4	17-32	Denis/Salo	15,944
15	11/6	VAN	L	2-9-4-0	2-3	21s,12	Morrison	0-7	1-3	28-25	Cloutier/Denis	18,136+
16	11/9	EDM	L	2-10-4-0	0-3	-	Smyth	0-5	3-4	23-22	Salo/Tugnutt	18,136+
17	11/10	at BOS	W	3-10-4-0	5-1	27,16,19,14,11	Sillinger	0-4	6-7	18-37	Denis/Dafoe	14,945
18	11/13	STL	OTW	4-10-4-0	3-2	29,9,14p	Whitney	1-4	2-2	29-27	Denis/Johnson	18,136+
19	11/16	ANA	W	5-10-4-0	3-2	14,10,29p	Marshall	1-4	8-8	34-27	Denis/Giguere	18,136+
20	11/17	at NSH	L	5-11-4-0	2-3	9p,14	Johnson	1-8	5-5	29-30	Dunham/Tugnutt	14,243
21	11/19	at CAR	L	5-12-4-0	2-5	14,18p	Brind'Amour	1-4	6-6	18-38	Irbe/Denis	12,479
22	11/21	DET	OTL	5-12-4-1	0-1	-	Robitaille	0-4	2-3	38-33	Legace/Tugnutt	18,136+
23	11/23	CHI	T	5-12-5-1	2-2	16,29	Marshall	0-3	3-3	23-31	Denis/Thibault	18,136+
24	11/25	CGY	W	6-12-5-1	4-3	14,10p,18,16	Sillinger	1-2	3-4	16-32	Tugnutt/Vernon	18,136+
25	11/27	PHX	W	7-12-5-1	3-0	22,16,21p	Nielsen	1-6	3-3	25-26	Tugnutt/Burke	18,136+
26	11/29	STL	L	7-13-5-1	1-3	9	Demitra	0-6	1-1	15-24	Johnson/Tugnutt	18,136+
27	12/1	at STL	L	7-14-5-1	3-4	22,10,28p	Mellanby	1-6	3-3	22-37	Johnson/Denis	17,838
28	12/5	at FLA	L	7-15-5-1	0-2	-	Adams	0-4	2-2	23-29	Luongo/Tugnutt	13,419
29	12/6	at TBL	L	7-16-5-1	0-1	-	Modin	0-1	3-3	27-24	Khabibulin/Denis	12,209
30	12/8	COL	L	7-17-5-1	0-2	-	Vrbata	0-1	2-2	26-27	Roy/Tugnutt	18,136+
31	12/10	NJD	W	8-17-5-1	3-1	21,9,44	Vyborny	0-0	1-1	23-30	Denis/Brodeur	18,136+
32	12/12	at COL	L	8-18-5-1	1-5	16	Podein	0-2	2-3	20-43	Roy/Denis	18,007
33	12/14	at ANA	W	9-18-5-1	3-2	28,37,14	Whitney	0-2	4-4	20-37	Denis/Shields	9,629
34	12/15	at LAK	L	9-19-5-1	2-3	14,45	Deadmarsh	0-3	3-5	20-25	Potvin/Tugnutt	16,224
35	12/17	at PHX	L	9-20-5-1	1-4	9	Berezin	0-7	2-2	25-28	Burke/Denis	9,945
36	12/22	DAL	L	9-21-5-1	2-4	10,21	Matvichuk	0-1	3-3	29-30	Belfour/Tugnutt	18,136+
37	12/27	at DET	L	9-22-5-1	1-5	16	Robitaille	0-5	1-4	28-33	Legace/Denis	20,058
38	12/29	BUF	T	9-22-6-1	2-2	16p,14p	Barnes	2-5	3-3	27-32	Tugnutt/Biron	18,136+
39	12/31	ANA	W	10-22-6-1	3-1	14p,29,11	Marshall	1-4	4-5	35-28	Tugnutt/Giguere	18,136+
40	1/3	at STL	L	10-23-6-1	2-4	14p,29	MacInnis	1-3	4-5	11-30	Johnson/Tugnutt	19,244
41	1/6	NSH	W	11-23-6-1	4-3	10,44,16p,10	Aubin	1-2	2-3	30-22	Tugnutt/Dunham	18,136+
42	1/9	at WSH	L	11-24-6-1	3-6	9,34,28	Gonchar	0-4	2-3	22-39	Kolzig/Denis	15,095
43	1/10	at CHI	L	11-25-6-1	1-2	9p	Dubinsky	1-3	3-3	21-25	Passmore/Tugnutt	11,945
44	1/12	CHI	W	12-25-6-1	5-4	16p,7p,44,16,29p	Marshall	3-9	3-5	29-36	Tugnutt/Thibault	18,136+
45	1/14	at NYR	T	12-25-7-1	2-2	14p,28p	Wright	2-8	2-3	42-30	Denis/Richter	18,200
46	1/16	NYR	W	13-25-7-1	2-0	28,29	Wright	0-4	3-3	24-31	Denis/Blackburn	18,136+
47	1/18	MIN	L	13-26-7-1	1-3	21p	Kuba	1-5	5-7	26-27	Fernandez/Tugnutt	18,136+
48	1/19	at NSH	L	13-27-7-1	1-2	37	Skrastins	0-5	2-2	19-36	Dunham/Denis	14,671
49	1/21	DAL	L	13-28-7-1	3-5	45,27,42p	Morrow	1-5	3-4	31-34	Turco/Denis	18,136+
50	1/24	SJS	W	14-28-7-1	6-2	21p,16p,21p,28,21,16p	Knutson	4-9	5-5	30-22	Tugnutt/Nabokov	18,136+
51	1/26	PHX	L	14-29-7-1	2-3	14,11	Doan	0-4	1-1	33-24	Esche/Tugnutt	18,136+
52	1/28	at DAL	L	14-30-7-1	2-4	7p,29	Dimaio	1-3	4-4	24-31	Belfour/Denis	18,532
53	1/30	at ANA	L	14-31-7-1	1-3	16p	McDonald	1-2	2-2	26-31	Giguere/Tugnutt	9,498
54	2/4	BOS	L	14-32-7-1	0-8	-	Samsonov	0-3	1-1	30-25	Grahame/Denis	18,136+
55	2/6	OTT	L	14-33-7-1	4-6	14,29,21p,4	Hull	1-5	3-4	28-30	Lalime/Tugnutt	18,136+
56	2/8	at DET	W	15-33-7-1	3-2	14,7,9	Vyborny	0-3	3-3	25-35	Denis/Legace	20,058
57	2/9	NSH	OTL	15-33-7-2	0-1	-	Arkhypov	0-5	5-5	25-24	Vokoun/Denis	18,136+
58	2/12	MIN	T	15-33-8-2	3-3	44,8p,7p	Zholtok	2-6	3-5	30-34	Denis/Fernandez	18,136+
59	2/26	LAK	L	15-34-8-2	1-5	18	Chartrand	0-3	2-4	21-34	Potvin/Denis	18,136+
60	2/28	PIT	OTL	15-34-8-3	3-4	44,18,16	Rozsival	0-4	1-1	25-33	Aubin/Tugnutt	18,136+
61	3/2	at LAK	W	16-34-8-3	2-0	16,29	Sillinger	0-3	5-5	13-30	Tugnutt/Potvin	18,118
62	3/3	at PHX	L	16-35-8-3	1-2	42p	Briere	1-4	2-2	25-23	Burke/Tugnutt	11,564
63	3/6	at COL	L	16-36-8-3	1-4	9p	Reinprecht	1-7	2-3	33-23	Aebischer/Tugnutt	18,007
64	3/8	NYI	W	17-36-8-3	4-2	8,28,8p,37	Sanderson	1-3	4-4	17-41	Tugnutt/Osgood	18,136+
65	3/10	at MIN	L	17-37-8-3	0-5	-	Gaborik	0-5	7-8	14-25	Roloson/Tugnutt	18,568
66	3/11	at PIT	W	18-37-8-3	4-2	14,14,16p,16	Sillinger	1-3	3-5	19-36	Labbe/Hedberg	13,422
67	3/14	VAN	L	18-38-8-3	1-5	44	Hlavac	0-2	1-1	27-36	Cloutier/Labbe	18,136+
68	3/16	CGY	W	19-38-8-3	3-1	8p,16,14	Sillinger	1-6	2-2	20-43	Tugnutt/Turek	18,136+
69	3/20	at MIN	W	20-38-8-3	3-1	9p,14,8p	Whitney	2-5	5-5	22-25	Tugnutt/Fernandez	18,064
70	3/21	DET	OTL	20-38-8-4	2-3	14,3s	Fedorov	0-4	5-5	22-21	Hasek/Denis	18,136+
71	3/23	WSH	L	20-39-8-4	2-5	8p,45	Dahlen	1-5	2-2	29-27	Kolzig/Tugnutt	18,136+
72	3/25	at CGY	L	20-40-8-4	1-6	9	Conroy	0-6	3-4	33-34	Vernon/Denis	15,211
73	3/26	at EDM	L	20-41-8-4	1-3	9p	Cleary	1-4	3-3	28-28	Markkanen/Tugnutt	16,839
74	3/28	at VAN	OTL	20-41-8-5	3-4	11,8,21	Cassels	0-3	5-5	20-39	Cloutier/Denis	17,849
75	3/30	at SJS	L	20-42-8-5	2-10	8,32	Damphousse	0-3	0-3	34-31	Kiprusoff/Denis	17,496
76	4/1	at DAL	L	20-43-8-5	1-3	28	Arnott	0-2	1-3	18-21	Turco/Denis	18,532
77	4/4	NSH	W	21-43-8-5	2-1	12,7	Quint	0-4	7-7	23-21	Tugnutt/Vokoun	18,136+
78	4/6	at MTL	L	21-44-8-5	1-4	16	Perreault	0-3	3-4	20-24	Theodore/Denis	21,213
79	4/8	at TOR	L	21-45-8-5	1-4	21s	Lumme	0-3	5-5	30-34	Schwab/Tugnutt	19,307
80	4/10	SJS	L	21-46-8-5	3-5	14p,9p,12	Marleau	2-5	2-4	29-33	Nabokov/Denis	18,136+
81	4/12	ATL	OTW	22-46-8-5	5-4	28p,23,11,29p,3p	Spacek	3-4	3-3	31-31	Denis/Hnilicka	18,136+
82	4/14	at CHI	L	22-47-8-5	0-2	-	Daze	0-3	3-3	28-32	Thibault/Denis	18,099



2000-01 FINAL STATS

General Manager: Doug MacLean | **Head Coach:** Dave King | **Captain:** Lyle Odelein

PLAYER	POS	GP	TOI	G	A	PTS	+/-	PIM	PP	SH	GW	GT	S	S%
Geoff Sanderson	LW	68	16:37	30	26	56	4	46	9	0	7	0	199	15.1
Espen Knutsen	C	66	15:58	11	42	53	-3	30	2	0	0	0	62	17.7
Steve Heinze +	RW	65	18:49	22	20	42	-19	38	14	0	3	0	125	17.6
Ray Whitney	LW	CBJ	3	20:16	0	3	3	-1	2	0	0	0	3	0.0
		TOT	46	17:51	10	24	34	-17	30	5	0	0	120	8.3
Tyler Wright	C	76	17:40	16	16	32	-9	140	4	1	2	1	141	11.3
David Vyborny *	RW	79	15:25	13	19	32	-9	22	5	0	1	0	125	10.4
Serge Aubin *	C	81	16:20	13	17	30	-20	107	0	0	2	1	110	11.8
Jamie Heward	D	69	14:21	11	16	27	3	33	9	0	1	0	108	10.2
Deron Quint	D	57	24:05	7	16	23	-19	16	3	0	0	0	148	4.7
Bruce Gardiner	RW	73	14:36	7	15	22	-1	78	0	0	1	0	60	11.7
Kevyn Adams +	C	66	15:19	8	12	20	-4	52	0	0	1	0	84	9.5
Robert Kron	RW	59	17:07	8	11	19	4	10	0	1	1	0	134	6.0
Alexander Selivanov	LW	59	14:05	8	11	19	-11	38	5	0	2	0	104	7.7
Lyle Odelein	D	81	21:31	3	14	17	-16	118	1	0	0	0	104	2.9
Petteri Nummelin	D	61	17:13	4	12	16	-11	10	2	0	0	0	99	4.0
Kevin Dineen	RW	66	10:37	8	7	15	2	126	0	0	3	0	74	10.8
Jamie Pushor	D	75	20:48	3	10	13	7	94	0	1	0	0	64	4.7
Mattias Timander	D	76	21:02	2	9	11	-8	24	0	0	1	0	68	2.9
Chris Nielsen *	C	29	10:30	4	5	9	4	4	0	0	1	1	36	11.1
Frantisek Kucera +	D	48	17:42	2	5	7	-5	12	0	0	0	0	51	3.9
Mike Maneluk	RW	39	11:44	5	1	6	-11	33	2	0	2	0	31	16.1
Blake Sloan	RW	CBJ	14	13:19	1	0	1	-2	13	0	0	0	16	6.3
		TOT	47	10:56	3	2	5	-4	17	0	1	0	45	6.7
J-L Grand-Pierre	D	64	12:50	1	4	5	-6	73	0	0	0	0	33	3.0
Jan Caloun	RW	11	12:39	0	3	3	-8	2	0	0	0	0	14	0.0
Steve Maltais	LW	26	11:57	0	3	3	-9	12	0	0	0	0	30	0.0
Rostislav Klesla *	D	8	18:24	2	0	2	-1	6	0	0	0	0	10	20.0
Radim Bicanek	D	9	17:07	0	2	2	1	6	0	0	0	0	11	0.0
Bill Bowler *	C	9	9:44	0	2	2	-3	8	0	0	0	0	3	0.0
Krzysztof Oliwa +	LW	10	5:17	0	2	2	1	34	0	0	0	0	5	0.0
Martin Spanhel *	LW	6	12:29	1	0	1	-1	2	0	0	0	0	8	12.5
Ron Tugnutt	G	53	59:02	0	1	1	0	2	0	0	0	0	0	0.0
Ted Drury	C	1	14:44	0	0	0	-3	0	0	0	0	0	3	0.0
Jody Shelley *	LW	1	1:33	0	0	0	0	10	0	0	0	0	0	0.0
Sean Selmser *	LW	1	11:03	0	0	0	0	5	0	0	0	0	2	0.0
Michael Gaul	D	2	13:17	0	0	0	0	4	0	0	0	0	3	0.0
Kevin Dahl	D	4	10:33	0	0	0	1	2	0	0	0	0	3	0.0
Matt Davidson *	RW	5	7:14	0	0	0	2	0	0	0	0	0	2	0.0
Mathieu Darche *	LW	9	10:07	0	0	0	-4	0	0	0	0	0	9	0.0
TOTALS		82		190	303	493		1,230	56	3	28	3	2,082	9.1

GOALTENDERS	GP	MIN	W	L	OT	SO	GA	SA	SV	GAA	SV%	A	PTS	PIM
Ron Tugnutt	53	3,129	22	25	5	4	127	1,528	1,401	2.44	.917	1	1	2
Marc Denis	32	1,830	6	20	4	0	99	940	841	3.25	.895	0	0	2
TOTALS	82	4,988	28	45	9	4	226	2,475	2,249	2.80	.914	1	1	4

+Traded Player * Rookie

2000-01 SEASON NOTES

- Posted a 28-39-9-6 record (71 pts.), under Head Coach Dave King, to become just the third expansion team to surpass 70 points, excluding the original expansion class of 1967-68 when the league doubled from six to 12 teams.
- The Blue Jackets were a .500 team over the final 55 games, going 21-21-8-5. Beginning with a 3-0 win over Minnesota on Jan. 15, the Blue Jackets earned at least a point in 24 of their last 37 games to post a 15-13-5-4 record (.527 winning percentage).
- With consecutive wins over San Jose (Nov. 9, 5-2), Phoenix (Nov. 11, 2-1), Dallas (Nov. 14, 3-2) and at Nashville (Nov. 16, 5-1), the Blue Jackets tied the NHL record for consecutive wins by an expansion team.
- The Blue Jackets went 4-0-2-2 in a stretch of eight games from Jan. 15 to Feb. 6 to register the second-best point-earned streak in NHL expansion history. Only Florida's nine-game streak was better as the Panthers went 5-0-4 from Jan. 15-30, 1994.
- Goaltender Ron Tugnutt went 22-25-5 with a 2.44 GAA and .917 SV% in 53 games and set an NHL record for the most wins by a goaltender on an expansion team. In addition, his four shutouts ranked fifth all-time among goaltenders on an expansion team and were the most by a netminder on a first-year club since 1967-68.
- Despite missing the season's final 13 games due to a knee injury, left wing Geoff Sanderson became just the third player to score 30 goals with his expansion team since 1991-92. He tallied 30-26-56 in 68 games, including the first hat trick in Blue Jackets history vs. Nashville on Feb. 10, 2001.
- Center Espen Knutsen set a club record for points and assists in a game with five assists vs. Calgary on Mar. 24 and set a club record by collecting a point in seven-straight games from Feb. 17 to Mar. 1 (3-7-10).
- Right wing David Vyborny became the first player in NHL history to score on more than one penalty shot as a rookie when he beat Chicago's Rob Tallas on Oct. 15 and Nashville's Tomas Vokoun at home on Mar. 19. He was also the only player in the NHL to score twice on penalty shots during the 2000-01 season.

2000-01 RESULTS



GM	DATE	OPPONENT	RESULT	RECORD	SCORE	CBJ GOAL SCORERS	W/T GOAL	PP	PK	SF-SA	W-L GOALIE	ATTN.
1	10/7	CHI	L	0-1-0-0	3-5	25,9,57	Von Arx	0-6	3-4	21-25	Thibault/Tugnutt	18,136+
2	10/9	LAK	L	0-2-0-0	1-7	28p	Schneider	1-6	5-7	28-39	Storr/Denis	18,136+
3	10/12	at CGY	W	1-2-0-0	3-2	44,42,42	Adams	0-5	5-6	27-21	Tugnutt/Vernon	15,706
4	10/14	at COL	L	1-3-0-0	1-3	9p	Klemm	1-2	6-8	15-33	Roy/Denis	18,007
5	10/15	at CHI	L	1-4-0-0	1-2	9ps	Amonte	0-2	6-7	16-31	Tallas/Tugnutt	11,780
6	10/18	COL	L	1-5-0-0	1-5	28	Forsberg	0-4	5-7	21-41	Aebischer/Denis	16,576
7	10/21	at PIT	L	1-6-0-0	2-5	8,9p	Lang	1-8	4-7	37-36	Aubin/Tugnutt	14,239
8	10/22	DET	OTL	1-6-0-1	1-2	57	Maltby	0-4	3-3	47-36	Osgood/Tugnutt	18,136+
9	10/25	SJS	L	1-7-0-1	1-3	44	Marleau	0-11	5-5	36-22	Nabokov/Tugnutt	15,211
10	10/27	WSH	W	2-7-0-1	3-1	11,6p,57	Heward	1-9	6-7	19-33	Denis/Kolzig	16,128
11	10/28	at DET	L	2-8-0-1	1-4	5	Lapointe	0-4	4-5	15-36	Osgood/Tugnutt	19,995
12	10/31	LAK	W	3-8-0-1	4-1	10,8,6p,10	Sanderson	1-4	5-6	31-46	Tugnutt/Storr	15,025
13	11/1	at DAL	L	3-9-0-1	0-4	-	Donato	0-1	2-2	14-29	Belfour/Denis	17,001
14	11/4	at OTT	T	3-9-1-1	2-2	8p,42	McEachern	1-2	5-5	18-27	Tugnutt/Hurme	16,401
15	11/5	EDM	L	3-10-1-1	2-4	11,8	Smyth	0-6	5-8	29-30	Salo/Tugnutt	16,041
16	11/9	SJS	W	4-10-1-1	5-2	8p,10,11,28,34	Dineen	1-5	3-4	31-31	Tugnutt/Shields	15,310
17	11/11	PHX	W	5-10-1-1	2-1	9,57p	Heinze	1-4	2-2	35-25	Tugnutt/Burke	18,136+
18	11/14	DAL	W	6-10-1-1	3-2	3,57p,57p	Heinze	2-4	3-3	30-28	Tugnutt/Belfour	15,732
19	11/16	at NSH	W	7-10-1-1	5-1	8,11,42,21,28	Dineen	0-3	3-3	27-31	Tugnutt/Vokoun	14,143
20	11/17	FLA	L	7-11-1-1	0-3	-	Barrie	0-4	3-3	30-21	Kidd/Tugnutt	17,615
21	11/19	VAN	L	7-12-1-1	1-6	5s	Naslund	0-4	3-4	29-39	Essensa/Denis	16,362
22	11/22	at COL	L	7-13-1-1	2-5	4,21	Nieminen	0-4	2-2	27-26	Roy/Tugnutt	18,007
23	11/24	at DAL	L	7-14-1-1	0-3	-	Langenbrunner	0-1	3-4	23-25	Belfour/Denis	17,001
24	11/25	DAL	L	7-15-1-1	2-4	3,18	Lehtinen	0-3	5-7	21-24	Turco/Tugnutt	18,136+
25	11/29	PHI	L	7-16-1-1	3-4	28,10,33p	Recchi	1-2	2-2	26-31	Boucher/Tugnutt	17,011
26	12/2	ATL	L	7-17-1-1	1-2	8	Guolla	0-2	3-3	29-26	Hnilicka/Denis	17,295
27	12/3	at CHI	L	7-18-1-1	0-5	-	Herperger	0-7	2-3	29-23	Thibault/Denis	12,065
28	12/6	ANA	W	8-18-1-1	5-2	8,57p,29p,6p,57p	Selivanov	4-8	3-3	22-38	Denis/Hebert	15,648
29	12/8	BOS	OTW	9-18-1-1	3-2	33,28,8	Sanderson	0-2	3-4	34-28	Denis/Skudra	18,136+
30	12/10	at PHX	T	9-18-2-1	1-1	57p	Lumme	1-6	4-4	30-40	Denis/Burke	12,668
31	12/13	at ANA	OTL	9-18-2-2	4-5	29p,21p,8,28	Havelid	2-3	3-5	22-30	Hebert/Denis	11,630
32	12/14	at SJS	L	9-19-2-2	1-2	8	Matteau	0-5	3-4	21-29	Nabokov/Tugnutt	17,387
33	12/16	at VAN	L	9-20-2-2	3-4	25,22,6p	Bertuzzi	1-6	2-3	27-26	Potvin/Tugnutt	15,297
34	12/18	at MTL	W	10-20-2-2	2-0	22,42	Nielsen	0-4	6-6	16-27	Tugnutt/Hackett	18,449
35	12/21	OTT	T	10-20-3-2	3-3	8,6p,10	Aubin	1-9	3-6	34-26	Tugnutt/Hurme	18,136+
36	12/23	at NYI	W	11-20-3-2	7-5	21p,11,8p,57p,10,8,10	Sanderson	3-5	1-3	28-27	Tugnutt/Vanbiesbrouck	10,578
37	12/26	at STL	L	11-21-3-2	0-5	-	Young	0-5	4-6	24-31	Johnson/Tugnutt	18,875
38	12/27	at NJD	T	11-21-4-2	2-2	21,42	Arnott	0-2	3-5	21-44	Denis/Brodeur	16,003
39	12/29	CAR	W	12-21-4-2	3-1	4p,15p,15	Maneluk	2-9	4-4	23-32	Denis/Irbe	18,136+
40	12/31	NJD	L	12-22-4-2	3-6	10,29,9	Nemchinov	0-6	2-4	18-31	Brodeur/Denis	18,136+
41	1/3	EDM	W	13-22-4-2	5-2	57,9,11,15p,10	Dineen	1-2	2-2	23-32	Denis/Salo	15,217
42	1/6	at VAN	L	13-23-4-2	3-4	57,8,22	Schaefer	0-3	2-3	25-17	Potvin/Denis	18,011
43	1/7	at EDM	L	13-24-4-2	2-4	21,6	Smyth	0-4	2-3	19-23	Salo/Denis	14,186
44	1/10	COL	L	13-25-4-2	2-4	8p,25	Deadmarsh	1-2	2-4	21-14	Roy/Denis	18,136+
45	1/12	CHI	L	13-26-4-2	1-3	57	McAmmond	0-2	4-4	24-26	Thibault/Tugnutt	18,136+
46	1/15	MIN	W	14-26-4-2	3-0	8p,28,8	Sanderson	1-5	3-3	30-31	Tugnutt/Fernandez	17,154
47	1/17	at MIN	OTL	14-26-4-3	2-3	29,8	O'Donnell	0-4	4-5	26-33	Fernandez/Tugnutt	18,064
48	1/21	TBL	W	15-26-4-3	3-1	8p,9,10	Vyborny	1-5	5-5	30-27	Tugnutt/Weekes	17,652
49	1/23	at BUF	W	16-26-4-3	2-1	10,10	Aubin	0-2	2-2	18-23	Tugnutt/Hasek	17,803
50	1/27	ANA	W	17-26-4-3	2-1	8,8p	Sanderson	1-5	5-5	21-28	Tugnutt/Giguere	18,136+
51	1/31	DET	OTL	17-26-4-4	2-3	21,57p	Yzerman	1-4	6-7	28-30	Osgood/Tugnutt	18,136+
52	2/1	at STL	T	17-26-5-4	2-2	28,8	Turgeon	0-2	4-4	16-30	Denis/Turek	19,560
53	2/6	STL	T	17-26-6-4	2-2	57p,18	Young	1-6	3-3	26-41	Tugnutt/Johnson	18,136+
54	2/8	at NSH	L	17-27-6-4	1-3	25	Johnson	0-6	3-5	29-36	Dunham/Denis	16,411
55	2/10	NSH	W	18-27-6-4	3-2	8p,8,8	Sanderson	1-3	4-4	28-27	Tugnutt/Dunham	18,136+
56	2/12	NYR	L	18-28-6-4	3-4	29p,42,57	Hlavac	2-4	5-5	40-24	Richter/Tugnutt	18,136+
57	2/14	at TOR	T	18-28-7-4	2-2	18,28	Wright	0-4	5-6	24-29	Tugnutt/Healy	19,310
58	2/16	at DET	L	18-29-7-4	2-4	7p,57p	Kozlov	2-4	4-5	18-39	Osgood/Denis	19,995
59	2/17	PIT	OTL	18-29-7-5	2-3	18,11	Kovalev	0-4	4-4	34-27	Aubin/Tugnutt	18,136+
60	2/20	at SJS	OTL	18-29-7-6	2-3	57p,18	Sturm	1-2	6-7	22-43	Nabokov/Tugnutt	17,496
61	2/21	at PHX	L	18-30-7-6	2-3	5,18	Letowski	0-6	1-2	33-33	Burke/Denis	16,210
62	2/24	at LAK	L	18-31-7-6	1-3	21	Smolinski	0-5	2-2	17-32	Potvin/Tugnutt	18,118
63	2/25	at ANA	W	19-31-7-6	5-2	21,8,57p,21,42	Heinze	1-3	2-3	19-25	Tugnutt/Giguere	12,308
64	2/28	PHX	W	20-31-7-6	5-2	57p,9,10,7,37	Aubin	1-9	4-5	34-27	Denis/Burke	18,136+
65	3/1	at NSH	W	21-31-7-6	5-2	8,57,8,57,33	Sanderson	0-3	5-7	33-29	Tugnutt/Dunham	14,186
66	3/7	at CAR	L	21-32-7-6	1-2	29	Brind'Amour	0-2	1-2	17-26	Irbe/Tugnutt	9,067
67	3/9	at FLA	OTW	22-32-7-6	7-6	8p,7,9,7,7,25,18s	Kron	1-9	5-5	34-29	Tugnutt/Kidd	13,358
68	3/10	at TBL	L	22-33-7-6	1-4	21	St. Louis	0-7	4-7	22-33	Weekes/Denis	17,111
69	3/14	CGY	W	23-33-7-6	3-0	37,28p,6p	Timander	2-6	3-3	23-30	Tugnutt/Brathwaite	18,136+
70	3/16	at ATL	W	24-33-7-6	3-0	28,28p,28s	Wright	1-6	7-7	27-34	Tugnutt/Maracle	14,131
71	3/17	NYI	T	24-33-8-6	3-3	20,11,18	Muckalt	0-10	4-5	32-25	Denis/Terreri	18,136+
72	3/19	NSH	L	24-34-8-6	1-2	9ps	Ronning	1-5	6-7	19-26	Vokoun/Tugnutt	18,136+
73	3/21	VAN	T	24-34-9-6	1-1	22	Nielsen	0-6	1-2	33-34	Tugnutt/Cloutier	18,136+
74	3/24	CGY	W	25-34-9-6	6-4	6p,9p,6,7p,29p,25	Selivanov	4-8	4-4	23-29	Tugnutt/Vernon	18,136+
75	3/26	at EDM	L	25-35-9-6	2-4	9p,4	Clery	1-1	3-5	21-29	Salo/Denis	16,563
76	3/27	at CGY	L	25-36-9-6	0-3	-	Iginla	0-2	2-3	19-29	Brathwaite/Tugnutt	16,455
77	3/29	at LAK	L	25-37-9-6	0-3	-	Palffy	0-3	3-3	27-31	Potvin/Denis	15,582
78	4/1	STL	W	26-37-9-6	2-1	33p,25	Gardiner	1-8	3-4	17-30	Tugnutt/Turek	18,136+
79	4/3	DET	W	27-37-9-6	2-1	29p,15	Maneluk	1-5	2-2	25-36	Tugnutt/Osgood	18,136+
80	4/5	at STL	L	27-38-9-6	1-4	6p	Young	1-3	6-7	27-40	Turek/Denis	18,381
81	4/6	at MIN	L	27-39-9-6	2-3	15,28p	Hendrickson	1-6	3-3	19-32	McLennan/Tugnutt	18,568
82	4/8	CHI	OTW	28-39-9-6	4-3	27,6p,7p,28	Wright	2-8	3-5	28-32	Tugnutt/Passmore	18,136+

STANLEY CUP PLAYOFFS



2019 PLAYOFFS STATS



PLAYER STATISTICS

PLAYERS	Pos	GP	G	A	P	+/-	PIM	PP	SH	GW	S	S%	TOI/G
Artemi Panarin	C	10	5	6	11	0	0	1	0	0	27	18.5	21:44
Matt Duchene	C	10	5	5	10	4	0	3	0	2	18	27.8	16:48
Seth Jones	D	10	3	6	9	0	0	1	0	1	27	11.1	28:32
Cam Atkinson	R	10	2	6	8	2	4	0	0	0	33	6.1	18:30
Zach Werenski	D	10	1	5	6	3	9	1	0	1	15	6.7	26:37
Pierre-Luc Dubois	C	10	2	3	5	-5	14	0	0	0	20	10	17:29
Oliver Bjorkstrand	R	10	2	3	5	-1	0	1	0	2	26	7.7	15:07
Scott Harrington	D	10	0	4	4	4	2	0	0	0	7	0	13:36
Alexandre Texier *	C	8	2	1	3	-2	2	1	0	0	8	25	11:25
Riley Nash	C	7	1	2	3	2	4	0	0	0	9	11.1	13:32
Boone Jenner	C	10	1	2	3	1	2	0	0	0	32	3.1	17:14
Josh Anderson	R	10	1	2	3	-5	22	0	1	0	23	4.3	16:59
Nick Foligno	L	10	1	2	3	2	4	0	0	0	16	6.3	18:36
David Savard	D	10	1	2	3	-1	4	0	0	0	13	7.7	23:42
Ryan Dzingel	C	9	1	0	1	3	2	0	0	0	11	9.1	11:21
Dean Kukan	D	10	1	0	1	-2	2	0	0	0	13	7.7	15:10
Brandon Dubinsky	C	10	1	0	1	0	6	0	0	0	11	9.1	13:07
Adam Clendening	D	7	0	1	1	1	2	0	0	0	9	0	8:46
Markus Hannikainen	L	1	0	0	0	-1	0	0	0	0	0	0	4:00
Vladislav Gavrikov *	D	2	0	0	0	-2	0	0	0	0	1	0	15:35
Markus Nutivaara	D	2	0	0	0	1	0	0	0	0	1	0	21:36
Alexander Wennberg	C	4	0	0	0	0	0	0	0	0	0	0	10:29
TOTALS		10	30	50	80	4	79	8	1	6	320	9.4	

GOALTENDERS	GP	W	L	SA	GA	GAA	SV	SV%	SO	A	PIM	TOI
Sergei Bobrovsky	10	6	4	333	25	2.41	308	.925	0	0	0	622:56
TOTALS	10	6	4	333	25	2.41	308	.925	0	0	0	622:56

GAME-BY-GAME

Gm	Date	Opponent	Dec	Record	Score	CBJ Goals	GWG	PP	PK	SF-SA	Goaltenders	ATT
1	4/10/19	at Tampa Bay	W	1-0	4-3	71, 58, 77, 3p	Jones	1-2	3-3	26-29	Bobrovsky/Vasilevskiy	19,092
2	4/12/19	at Tampa Bay	W	2-0	5-1	13, 8p, 95p, 20, 9	Werenski	2-4	2-2	27-24	Bobrovsky/Vasilevskiy	19,092
3	4/14/19	Tampa Bay	W	3-0	3-1	95, 28p, 13	Bjorkstrand	1-2	0-0	30-31	Bobrovsky/Vasilevskiy	19,224+
4	4/16/19	Tampa Bay	W	4-0	7-3	42p, 18, 3, 28, 9, 42, 95	Bjorkstrand	1-2	0-1	25-33	Bobrovsky/Vasilevskiy	19,328+
5	4/25/19	at Boston	L	4-1	2-3 (OT)	17, 18	Coyle	0-4	4-4	22-37	Rask/Bobrovsky	17,565
6	4/27/19	at Boston	W	5-1	3-2 (2OT)	9p, 9, 95p	Duchene	2-4	3-4	41-31	Bobrovsky/Rask	17,565
7	4/30/19	Boston	W	6-1	2-1	38, 95p	Duchene	1-3	2-2	34-37	Bobrovsky/Rask	19,337+
8	5/2/19	Boston	L	6-2	1-4	9	Bergeron	0-4	4-6	40-46	Rask/Bobrovsky	19,431+
9	5/4/19	at Boston	L	6-3	3-4	3, 19, 14	Pastrnak	0-2	2-2	36-36	Rask/Bobrovsky	17,565
10	5/6/19	Boston	L	6-4	0-3		Krejci	0-4	1-1	39-29	Rask/Bobrovsky	19,219+

+Home Sellout

TEAM TOTALS

Scoring by Period	1st	2nd	3rd	OT	TOTAL	Shots by Period	1st	2nd	3rd	OT	TOTAL
Tampa Bay	4	2	2	0	8	Tampa Bay	31	40	46	0	117
Columbus	4	6	9	0	19	Columbus	36	40	32	0	108
Boston	4	4	8	1	17	Boston	66	52	84	14	216
Columbus	2	3	5	1	11	Columbus	56	81	59	16	212
Opponents	8	6	10	1	25	Opponents	97	92	130	14	333
Columbus	6	9	14	1	30	Columbus	92	121	91	16	320

Power Plays

Tampa Bay	1-of-6
Columbus	5-of-10
Boston	3-of-19
Columbus	3-of-21
Opponents	4-of-25
Columbus	8-of-31

Penalty Killing

Tampa Bay	5-of-10
Columbus	5-of-6
Boston	18-of-21
Columbus	16-of-19
Opponents	23-of-31
Columbus	21-of-25

Penalty Minutes

Tampa Bay	17-56
Columbus	11-35
Boston	21-42
Columbus	19-48
Opponents	38-98
Columbus	30-93

* Rookie



2018 PLAYOFFS STATS

PLAYER STATISTICS

PLAYERS	Pos	GP	G	A	P	+/-	PIM	PP	SH	GW	S	S%	TOI/G
Artemi Panarin	LW	6	2	5	7	-4	6	0	0	1	14	14.3	25:59
Seth Jones	D	6	1	4	5	-3	4	1	0	0	13	7.7	30:37
Matt Calvert	LW	6	3	1	4	4	4	0	1	1	15	20.0	17:16
Cam Atkinson	RW	6	2	2	4	-3	2	1	0	0	25	8.0	26:36
Pierre-Luc Dubois *	C	6	2	2	4	0	6	0	0	0	15	13.3	23:09
Nick Foligno	LW	6	2	1	3	-4	4	0	0	0	8	25.0	20:49
Boone Jenner	C	6	1	2	3	-3	4	0	0	0	24	4.2	19:45
Josh Anderson	RW	6	1	2	3	3	21	0	0	0	9	11.1	15:46
Oliver Bjorkstrand	RW	6	1	2	3	0	0	0	0	0	3	33.3	11:03
Zach Werenski	D	6	1	2	3	0	2	1	0	0	18	5.6	24:11
Ian Cole	D	6	0	3	3	-1	2	0	0	0	10	0.0	19:23
Alexander Wennberg	C	3	1	1	2	-1	0	0	0	0	4	25.0	17:23
Thomas Vanek	LW	6	1	1	2	-1	2	1	0	0	13	7.7	15:07
Ryan Murray	D	6	0	1	1	3	2	0	0	0	3	0.0	21:32
Sonny Milano *	LW	3	0	0	0	0	0	0	0	0	0	0.0	6:45
Mark Letestu	C	6	0	0	0	-1	0	0	0	0	2	0.0	9:02
David Savard	D	6	0	0	0	0	0	0	0	0	7	0.0	19:48
Markus Nutivaara	D	6	0	0	0	2	0	0	0	0	9	0.0	17:42
Brandon Dubinsky	C	6	0	0	0	1	6	0	0	0	4	0.0	12:23
TOTALS		6	18	29	47	-8	65	4	1	2	196	9.2	

GOALTENDERS

	GP	W	L	SA	GA	GAA	SV	SV%	SO	A	PIM	TOI
Sergei Bobrovsky	6	2	4	221	22	3.18	199	.900	0	0	0	415:27
TOTALS	6	2	4	221	22	3.18	199	.900	0	0	0	415:27

GAME-BY-GAME

Gm	Date	Opponent	Dec	Record	Score	CBJ Goals	GWG	PP	PK	SF-SA	Goaltenders	ATT
1	4/12/18	at Washington	W	1-0	4-3 (OT)	10,26p,3p,9	Panarin	2-4	4-6	27-30	Bobrovsky/Grubauer	18,506
2	4/15/18	at Washington	W	2-0	5-4 (OT)	13,77,13p,8p,11	Calvert	2-4	4-7	30-58	Bobrovsky/Grubauer	18,506
3	4/17/18	Washington	L	2-1	2-3 (2OT)	18,9	Eller	0-4	3-4	35-45	Holtby/Bobrovsky	19,337+
4	4/19/18	Washington	L	2-2	1-4	38	Oshie	0-3	2-3	24-33	Holtby/Bobrovsky	19,395+
5	4/21/18	at Washington	L	2-3	3-4 (OT)	11s,11,28	Backstrom	0-5	3-4	42-29	Holtby/Bobrovsky	18,506
6	4/23/18	Washington	L	2-4	3-6	71,18,71	Smith-Pelly	0-4	2-3	38-28	Holtby/Bobrovsky	18,667+

+Home Sellout

TEAM TOTALS

Scoring by Period	1st	2nd	3rd	OT	TOTAL
Washington	7	8	7	2	24
Columbus	2	7	7	2	18

Shots by Period	1st	2nd	3rd	OT	TOTAL
Washington	68	80	47	28	223
Columbus	46	64	66	20	196

Power Plays	Penalty Killing	Penalty Minutes
Washington 9-of-27	Washington 20-of-24	Washington 26-52
Columbus 4-of-24	Columbus 18-of-27	Columbus 28-67

* Rookie

2017 PLAYOFFS STATS



PLAYER STATISTICS

PLAYERS	Pos	GP	G	A	P	+/-	PIM	PP	SH	GW	S	S%	TOI/G
Boone Jenner	C	5	2	1	3	-2	14	1	0	1	16	12.5	17:48
Cam Atkinson	RW	5	2	1	3	-3	0	0	0	0	14	14.3	19:34
William Karlsson	C	5	2	1	3	4	0	0	0	0	12	16.7	16:05
Brandon Saad	LW	5	1	2	3	-5	0	0	0	0	10	10	15:58
Markus Nutivaara *	D	2	1	1	2	3	0	0	0	0	7	14.3	11:55
Matt Calvert	LW	4	1	1	2	4	4	0	0	0	9	11.1	14:13
Brandon Dubinsky	C	5	1	1	2	-2	6	0	0	0	8	12.5	17:56
Josh Anderson	RW	5	1	1	2	2	2	0	0	0	11	9.1	13:43
Jack Johnson	D	5	1	1	2	-3	0	0	0	0	15	6.7	25:52
Nick Foligno	LW	4	0	2	2	-3	6	0	0	0	12	0	20:24
Seth Jones	D	5	0	2	2	-4	0	0	0	0	12	0	26:03
Sam Gagner	C	5	0	2	2	-3	2	0	0	0	12	0	12:39
Zach Werenski *	D	3	1	0	1	-2	0	1	0	0	14	7.1	23:29
Kyle Quincey	D	2	0	1	1	-1	2	0	0	0	1	0	19:01
Oliver Bjorkstrand *	RW	5	0	1	1	-2	0	0	0	0	10	0	12:51
David Savard	D	5	0	1	1	-4	4	0	0	0	10	0	24:53
Alexander Wennberg	C	5	0	1	1	-3	2	0	0	0	10	0	19:26
Gabriel Carlsson *	D	5	0	0	0	1	0	0	0	0	2	0	10:57
Scott Hartnell	LW	4	0	0	0	-2	0	0	0	0	4	0	10:39
Sonny Milano *	LW	1	0	0	0	0	0	0	0	0	0	0	6:47
Lukas Sedlak *	C	2	0	0	0	-1	0	0	0	0	2	0	8:16
Scott Harrington	D	3	0	0	0	0	10	0	0	0	3	0	12:27
TOTALS		5	13	20	33	-26	52	2	0	1	194	6.7	

GOALTENDERS

	GP	W	L	SA	GA	GAA	SV	SV%	SO	A	PIM	TOI
Sergei Bobrovsky	5	1	4	170	20	3.88	150	.882	0	0	0	309:16
TOTALS	5	1	4	170	20	3.88	150	.882	0	0	0	309:16

GAME-BY-GAME

Gm	Date	Opponent	Dec	Record	Score	CBJ Goals	GWG	PP	PK	SF-SA	Goaltenders	ATT
1	4/12/17	at Pittsburgh	L	0-1	1-3	11	Kessel	0-2	2-3	32-29	Fleury/Bobrovsky	18,563
2	4/14/17	at Pittsburgh	L	0-2	1-4	20	Guentzel	0-2	2-2	40-32	Fleury/Bobrovsky	18,622
3	4/16/17	Pittsburgh	L	0-3	4-5 (OT)	13,13,8p,17	Guentzel	1-2	2-3	37-47	Fleury/Bobrovsky	19,092+
4	4/18/17	Pittsburgh	W	1-3	5-4	7,34,65,25,38	Jenner	0-3	2-3	34-31	Bobrovsky/Fleury	19,093+
5	4/20/17	at Pittsburgh	L	1-4	2-5	25,38p	Rust	1-3	2-4	51-32	Fleury/Bobrovsky	18,585

+Home Sellout

TEAM TOTALS

Scoring by Period	1st	2nd	3rd	OT	TOTAL
Pittsburgh	3	10	7	1	21
Columbus	5	4	4	0	13

Shots by Period	1st	2nd	3rd	OT	TOTAL
Pittsburgh	39	70	55	7	171
Columbus	71	58	58	7	194

Power Plays

Pittsburgh	5-of-15
Columbus	2-of-12

Penalty Killing

Pittsburgh	10-of-12
Columbus	10-of-15

Penalty Minutes

Pittsburgh	13-26
Columbus	19-54

* Rookie



2014 PLAYOFFS STATS

PLAYER STATISTICS

PLAYERS	Pos	GP	G	A	P	+/-	PIM	PP	SH	GW	S	S%	TOI/G
Jack Johnson	D	6	3	4	7	-1	4	1	0	0	14	21.4	29:20
Ryan Johansen	C	6	2	4	6	-2	4	2	0	0	18	11.1	19:02
Brandon Dubinsky	C	6	1	5	6	-1	6	0	0	0	23	4.3	20:42
Boone Jenner *	C	6	3	2	5	-4	4	2	0	0	16	18.8	17:14
Matt Calvert	LW	6	2	2	4	2	4	0	1	1	13	15.4	17:35
David Savard	D	6	0	4	4	2	4	0	0	0	8	0.0	23:19
Artem Anisimov	C	6	1	2	3	-2	4	1	0	0	16	6.3	17:28
Cam Atkinson	RW	6	1	2	3	1	0	0	0	0	13	7.7	16:45
Nick Foligno	LW	4	2	0	2	0	4	0	0	1	3	66.7	14:56
Mark Letestu	C	6	1	1	2	-2	0	1	0	0	16	6.3	16:51
Fedor Tyutin	D	4	1	1	2	0	4	0	1	0	1	100	14:55
James Wisniewski	D	6	0	2	2	-7	10	0	0	0	12	0.0	24:45
Derek MacKenzie	C	6	1	0	1	-1	2	0	1	0	6	16.7	13:48
Ryan Murray *	D	5	0	1	1	-1	0	0	0	0	9	0.0	22:43
Jack Skille	RW	6	0	1	1	-2	0	0	0	0	8	0.0	11:00
R.J. Umberger	C	4	0	1	1	-2	2	0	0	0	3	0.0	12:47
Nikita Nikitin	D	5	0	0	0	0	0	0	0	0	8	0.0	16:20
Blake Comeau	LW	6	0	0	0	-2	10	0	0	0	7	0.0	11:50
Dalton Prout	D	2	0	0	0	0	2	0	0	0	1	0.0	13:11
Nick Schultz	D	2	0	0	0	-1	0	0	0	0	0	0.0	9:44
Jared Boll	RW	2	0	0	0	0	0	0	0	0	0	0.0	6:34
Corey Tropp	RW	2	0	0	0	0	0	0	0	0	1	0.0	6:10
TOTALS		6	18	32	50	-23	64	7	3	2	196	10.9	

GOALTENDERS

	GP	W	L	SA	GA	GAA	SV	SV%	SO	A	PIM	TOI
Sergei Bobrovsky	6	2	4	218	20	3.17	198	.908	0	0	0	377:36
TOTALS	6	2	4	218	20	3.17	198	.908	0	0	0	377:36

GAME-BY-GAME

Gm	Date	Opponent	Dec	Record	Score	CBJ Goals	GWG	PP	PK	SF-SA	Goaltenders	ATT
1	4/16/14	at Pittsburgh	L	0-1	3-4	7,55p,24s	Sutter	1-4	1-3	34-32	Fleury/Bobrovsky	18,646
2	4/19/14	at Pittsburgh	W	1-1	4-3 (20T)	19p,11s,7p,11	Calvert	2-6	7-8	45-42	Bobrovsky/Fleury	18,619
3	4/21/14	Pittsburgh	L	1-2	3-4	38,7,13	Jokinen	0-4	6-6	20-41	Fleury/Bobrovsky	19,148+
4	4/23/14	Pittsburgh	W	2-2	4-3 (OT)	38p,19p,17,71	Foligno	2-6	3-4	46-25	Bobrovsky/Fleury	18,970+
5	4/26/14	at Pittsburgh	L	2-3	1-3	38p	Jokinen	1-2	3-4	24-51	Fleury/Bobrovsky	18,618
6	4/28/14	Pittsburgh	L	2-4	3-4	51s,42p,71	Malkin	1-5	3-4	27-28	Fleury/Bobrovsky	19,189+

+Home Sellout

TEAM TOTALS

Scoring by Period	1st	2nd	3rd	OT	TOTAL
Pittsburgh	9	6	6	0	21
Columbus	7	3	6	2	18

Shots by Period	1st	2nd	3rd	OT	TOTAL
Pittsburgh	85	62	59	13	219
Columbus	54	71	52	19	196

Power Plays

Pittsburgh	6-of-29
Columbus	7-of-27

Penalty Killing

Pittsburgh	20-of-27
Columbus	23-of-29

Penalty Minutes

Pittsburgh	28-58
Columbus	32-64

* Rookie

2009 PLAYOFFS STATS



PLAYER STATISTICS

PLAYERS	Pos	GP	G	A	P	+/-	PIM	PP	SH	GW	S	S%	TOI/G
R.J. Umberger	C	4	3	0	3	0	0	2	0	0	9	33.3	16:21
Rick Nash	LW	4	1	2	3	-4	2	0	0	0	13	7.7	20:51
Kristian Huselius	LW	4	1	1	2	-4	4	1	0	0	11	9.1	17:52
Kris Russell	D	4	1	1	2	0	2	0	0	0	5	20.0	16:40
Raffi Torres	LW	4	0	2	2	-3	2	0	0	0	4	0.0	12:03
Fredrik Modin	LW	4	1	0	1	-2	0	0	0	0	4	25.0	13:06
Aaron Rome *	D	1	0	1	1	2	0	0	0	0	2	0.0	15:24
Jakub Voracek *	R	4	0	1	1	0	8	0	0	0	12	0.0	12:06
Jason Williams	C	4	0	1	1	-2	2	0	0	0	5	0.0	14:11
Rostislav Klesla	D	4	0	1	1	0	0	0	0	0	3	0.0	21:21
Jason Chimera	LW	4	0	1	1	0	2	0	0	0	11	0.0	13:21
Antoine Vermette	C	4	0	0	0	-4	10	0	0	0	6	0.0	16:46
Derek Dorsett *	RW	3	0	0	0	-1	2	0	0	0	7	0.0	9:11
Jared Boll	RW	1	0	0	0	-2	0	0	0	0	1	0.0	5:17
Marc Methot	D	4	0	0	0	-3	2	0	0	0	1	0.0	16:15
Jan Hejda	D	3	0	0	0	-5	2	0	0	0	1	0.0	16:53
Manny Malhotra	C	4	0	0	0	-2	0	0	0	0	4	0.0	17:53
Mike Commodore	D	4	0	0	0	-7	18	0	0	0	4	0.0	21:32
Fedor Tyutin	D	4	0	0	0	0	0	0	0	0	3	0.0	23:15
Michael Peca	C	4	0	0	0	1	2	0	0	0	4	0.0	12:39
TOTALS		4	7	11	18	-36	58	3	0	0	110	6.3	

GOALTENDERS	GP	W	L	SA	GA	GAA	SV	SV%	SO	A	PIM	TOI
Steve Mason *	4	0	4	139	17	4.27	122	.878	0	1	0	239:20
TOTALS	4	0	4	139	17	4.27	122	.878	0	1	0	239:20

GAME-BY-GAME

Gm	Date	Opponent	Dec	Record	Score	CBJ Goals	GWG	PP	PK	SF-SA	Goaltenders	ATT
1	4/16/09	at Detroit	L	0-1	1-4	18	Ericsson	0-5	3-4	21-34	Osgood/Mason	20,066
2	4/18/09	at Detroit	L	0-2	0-4	-	Rafalski	0-2	7-10	25-39	Osgood/Mason	20,066
3	4/21/09	Detroit	L	0-3	1-4	18	Cleary	1-4	2-2	32-26	Osgood/Mason	19,219+
4	4/23/09	Detroit	L	0-4	5-6	20,61,18,10,33	Franzen	2-2	3-6	32-41	Osgood/Mason	18,889+

+Home Sellout

TEAM TOTALS

Scoring by Period	1st	2nd	3rd	OT	TOTAL
Detroit	6	8	4	-	18
Columbus	1	5	1	-	7

Shots by Period	1st	2nd	3rd	OT	TOTAL
Detroit	52	51	37	-	140
Columbus	39	34	37	-	110

Power Plays	Penalty Killing	Penalty Minutes
Detroit 7-of-22	Detroit 10-of-13	Detroit 15-32
Columbus 3-of-13	Columbus 15-of-22	Columbus 26-60

* Rookie



ALL-TIME PLAYOFFS STATS

OVERALL

Games Played:	31	Goals:	86	Power Play Goals:	24	Overtime Losses, Home:	2
Wins:	11	Goals, Home:	44	Shorthanded Goals:	5	Overtime Losses, Road:	2
Wins, Home:	5	Goals, Road:	42	Overtime Games:	9	Shutouts For:	0
Wins, Road:	6	Goals Against:	109	Overtime Wins:	5	Shutouts Against:	2
Losses:	20	Goals Against, Home:	55	Overtime Wins, Home:	1		
Losses, Home:	10	Goals Against, Road:	54	Overtime Wins, Road:	4		
Losses, Road:	10	Penalty Minutes:	328	Overtime Losses:	4		

ATTENDANCE

Year	GP	Total Attendance	Average	Capacity	% of Capacity	Sellouts
2008-09	2	38,108	19,054	18,144	105.0 pct.	2
2013-14	3	57,307	19,102	18,144	105.3 pct.	3
2016-17	2	38,185	19,093	18,144	105.2 pct.	2
2017-18	3	57,399	19,133	18,144	105.5 pct.	3
2018-19	5	96,539	19,308	18,144	106.4 pct.	5
TOTALS	15	287,538	19,169	18,144	105.7 pct.	15

INDIVIDUAL LEADERS BY SEASON

GAMES PLAYED

2008-09	16 players tied	4
2013-14	13 players tied	6
2016-17	14 players tied	5
2017-18	17 players tied	6
2018-19	14 players tied	10

POINTS

2008-09	Rick Nash, R.J. Umberger	3
2013-14	Jack Johnson	7
2016-17	Cam Atkinson, Boone Jenner, William Karlsson, Brandon Saad	3
2017-18	Artemi Panarin	7
2018-19	Artemi Panarin	11

GOALS

2008-09	R.J. Umberger	3
2013-14	Jack Johnson, Boone Jenner	3
2016-17	Cam Atkinson, Boone Jenner, William Karlsson	2
2017-18	Matt Calvert	3
2018-19	Matt Duchene, Artemi Panarin	5

ASSISTS

2008-09	Rick Nash, Raffi Torres	2
2013-14	Brandon Dubinsky	5
2016-17	Nick Foligno, Sam Gagner, Seth Jones, Brandon Saad	2
2017-18	Artemi Panarin	5
2018-19	Cam Atkinson, Seth Jones, Artemi Panarin	6

PLUS/MINUS RATING

2008-09	Aaron Rome	2
2013-14	Matt Calvert, David Savard	2
2016-17	Matt Calvert, William Karlsson	4
2017-18	Matt Calvert	4
2018-19	Matt Duchene, Scott Harrington	4

PENALTY MINUTES

2008-09	Mike Commodore	18
2013-14	James Wisniewski, Blake Comeau	10
	Blake Comeau	10
2017-18	Josh Anderson	21
2018-19	Josh Anderson	22

POWER PLAY GOALS

2008-09	R.J. Umberger	2
2013-14	Ryan Johansen, Boone Jenner	2
2016-17	Boone Jenner, Zach Werenski	1
2017-18	Thomas Vanek, Zach Werenski, Cam Atkinson, Seth Jones	1
2018-19	Matt Duchene	3

SHORTHANDED GOALS

2008-09	-----	0
2013-14	Matt Calvert, Fedor Tyutin, Derek MacKenzie	1
2016-17	-----	0
2017-18	Matt Calvert	1
2018-19	Josh Anderson	1

GAME-WINNING GOALS

2008-09	-----	0
2013-14	Matt Calvert, Nick Foligno	1
2016-17	Boone Jenner	1
2017-18	Matt Calvert, Artemi Panarin	1
2018-19	Oliver Bjorkstrand, Matt Duchene	2

SHOTS ON GOAL

2008-09	Rick Nash	13
2013-14	Brandon Dubinsky	23
2016-17	Boone Jenner	16
2017-18	Cam Atkinson	25
2018-19	Cam Atkinson	33

SHOOTING PERCENTAGE

2008-09	R.J. Umberger	33.3
2013-14	Jack Johnson	21.4
2016-17	William Karlsson	16.7
2017-18	Oliver Bjorkstrand	33.3
2018-19	Matt Duchene	27.8

FACE-OFF WINNING PERCENTAGE

2008-09	Manny Malhotra	58.1
2013-14	Mark Letestu	57.4
2016-17	William Karlsson	53.5
2017-18	Brandon Dubinsky	63.0
2018-19	Brandon Dubinsky	56.5

POINTS BY DEFENSEMAN

2008-09	Kris Russell	2
2013-14	Jack Johnson	7
2016-17	Markus Nutivaara, Jack Johnson	2
	Seth Jones	

2017-18	Seth Jones	5
2018-19	Seth Jones	9

GOALS BY DEFENSEMAN

2008-09	Kris Russell	1
2013-14	Jack Johnson	3
2016-17	Zach Werenski, Jack Johnson, Markus Nutivaara	1
2017-18	Zach Werenski, Seth Jones	1
2018-19	Seth Jones	3

HAT TRICKS

2008-09	-----	0
2013-14	-----	0
2016-17	-----	0
2017-18	-----	0
2018-19	-----	0

MULTI-POINT GAMES

2008-09	Kristian Huselius, Rick Nash	1
	Kris Russell, Raffi Torres	
2013-14	Jack Johnson, Brandon Dubinsky, Ryan Johansen	2
2016-17	Seven Players	1
2017-18	Artemi Panarin	3
2018-19	Seth Jones	3

MULTI-GOAL GAMES

2008-09	-----	0
2013-14	Matt Calvert	1
2016-17	Cam Atkinson	1
2017-18	Cam Atkinson, Matt Calvert, Nick Foligno	1
2018-19	Artemi Panarin, Alexandre Texier	1

ICE TIME - ALL PLAYERS

2008-09	Fedor Tyutin	23:15
2013-14	Jack Johnson	29:20
2016-17	Seth Jones	26:03
2017-18	Seth Jones	30:37
2018-19	Seth Jones	28:32

ICE TIME - FORWARDS

2008-09	Rick Nash	20:51
2013-14	Brandon Dubinsky	20:42
2016-17	Nick Foligno	20:24
2017-18	Cam Atkinson	26:36
2018-19	Artemi Panarin	21:44

PLAYOFFS LEADERS



INDIVIDUAL LEADERS BY SEASON

GAMES PLAYED BY GOALTENDER

2008-09	Steve Mason	4
2013-14	Sergei Bobrovsky	6
2016-17	Sergei Bobrovsky	5
2017-18	Sergei Bobrovsky	6
2018-19	Sergei Bobrovsky	10

WINS

2008-09	----	0
2013-14	Sergei Bobrovsky	2
2016-17	Sergei Bobrovsky	1
2017-18	Sergei Bobrovsky	2
2018-19	Sergei Bobrovsky	6

ASSISTS

2008-09	Steve Mason	1
2013-14	----	0
2016-17	----	0
2017-18	----	0
2018-19	----	0

MINUTES PLAYED BY GOALTENDER

2008-09	Steve Mason	239
2013-14	Sergei Bobrovsky	378
2016-17	Sergei Bobrovsky	309
2017-18	Sergei Bobrovsky	415
2018-19	Sergei Bobrovsky	623

LOSSES

2008-09	Steve Mason	4
2013-14	Sergei Bobrovsky	4
2016-17	Sergei Bobrovsky	4
2017-18	Sergei Bobrovsky	4
2018-19	Sergei Bobrovsky	4

PENALTY MINUTES

2008-09	----	0
2013-14	----	0
2016-17	----	0
2017-18	----	0
2018-19	----	0

GOALS-AGAINST AVERAGE

2008-09	Steve Mason	4.27
2013-14	Sergei Bobrovsky	3.17
2016-17	Sergei Bobrovsky	3.88
2017-18	Sergei Bobrovsky	3.18
2018-19	Sergei Bobrovsky	2.41

DECISIONS

2008-09	Steve Mason	4
2013-14	Sergei Bobrovsky	6
2016-17	Sergei Bobrovsky	5
2017-18	Sergei Bobrovsky	6
2018-19	Sergei Bobrovsky	10

SAVE PERCENTAGE

2008-09	Steve Mason	.878
2013-14	Sergei Bobrovsky	.908
2016-17	Sergei Bobrovsky	.882
2017-18	Sergei Bobrovsky	.900
2018-19	Sergei Bobrovsky	.925

SHUTOUTS

2008-09	----	0
2013-14	----	0
2016-17	----	0
2017-18	----	0
2018-19	----	0

CAREER LEADERS

GAMES PLAYED

1.	Cam Atkinson	27
	Brandon Dubinsky	27
	Boone Jenner	27
	David Savard	27
5.	Nick Foligno	24

PENALTY MINUTES

1.	Josh Anderson	45
2.	Brandon Dubinsky	24
	Boone Jenner	24
4.	Pierre-Luc Dubois	20
5.	Mike Commodore	18
	Nick Foligno	18

SHOTS ON GOAL

1.	Boone Jenner	88
2.	Cam Atkinson	85
3.	Seth Jones	52
4.	Zach Werenski	47
5.	Brandon Dubinsky	46

POINTS

1.	Cam Atkinson	18
	Artemi Panarin	18
3.	Seth Jones	16
4.	Boone Jenner	14
5.	4 players	10

POWER PLAY GOALS

1.	Matt Duchene	3
	Boone Jenner	3
	Zach Werenski	3
4.	Ryan Johansen	2
	Seth Jones	2
	R.J. Umberger	2

SHOOTING PERCENTAGE (10 OR MORE SHOTS)

1.	Matt Duchene	27.8
2.	R.J. Umberger	25.0
3.	Artemi Panarin	17.1
4.	William Karlsson	16.7
5.	Matt Calvert	16.2

GOALS

1.	Cam Atkinson	7
	Boone Jenner	7
	Artemi Panarin	7
4.	Matt Calvert	6
5.	Matt Duchene	5
	Nick Foligno	5

SHORTHANDED GOALS

1.	Matt Calvert	2
2.	Josh Anderson	1
	Derek MacKenzie	1
	Fedor Tyutin	1

FACE-OFF WINNING PERCENTAGE (30 OR MORE)

1.	Manny Malhotra	58.1
2.	Derek MacKenzie	57.6
3.	Brandon Dubinsky	54.2
4.	William Karlsson	53.5
5.	Mark Letestu	52.8

ASSISTS

1.	Seth Jones	12
2.	Cam Atkinson	11
	Artemi Panarin	11
4.	Boone Jenner	7
	David Savard	7
	Zach Werenski	7

GAME-WINNING GOALS

1.	Oliver Bjorkstrand	2
	Matt Calvert	2
	Matt Duchene	2
4.	5 players	1

POINTS BY DEFENSEMAN

1.	Seth Jones	16
2.	Zach Werenski	10
3.	Jack Johnson	9
4.	David Savard	8
5.	Scott Harrington	4

PLUS/MINUS RATING

1.	Matt Calvert	10
2.	Markus Nutivaara	6
3.	Matt Duchene	4
	Scott Harrington	4
	William Karlsson	4

OVERTIME GOALS

1.	Matt Calvert	2
2.	Matt Duchene	1
	Nick Foligno	1
	Artemi Panarin	1

GOALS BY DEFENSEMAN

1.	Jack Johnson	4
	Seth Jones	4
3.	Zach Werenski	3
4	5 players	



PLAYOFFS LEADERS

CAREER LEADERS

ICE TIME - ALL PLAYERS

1.	Seth Jones	28:32
2.	Jack Johnson	27:46
3.	Zach Werenski	25:21
4.	James Wisniewski	24:45
5.	Artemi Panarin	23:20

ICE TIME - FORWARDS

1.	Artemi Panarin	23:20
2.	Rick Nash	20:52
3.	Cam Atkinson	20:07
4.	Pierre-Luc Dubois	19:36
5.	Ryan Johansen	19:03

GAMES PLAYED BY GOALTENDER

1.	Sergei Bobrovsky	27
2.	Steve Mason	4

MINUTES PLAYED BY GOALTENDER

1.	Sergei Bobrovsky	1,725
2.	Steve Mason	239

GOALS-AGAINST AVERAGE

1.	Sergei Bobrovsky	3.03
2.	Steve Mason	4.26

SAVE PERCENTAGE

1.	Sergei Bobrovsky	.908
2.	Steve Mason	.878

WINS

1.	Sergei Bobrovsky	11
----	------------------	----

LOSSES

1.	Sergei Bobrovsky	16
2.	Steve Mason	4

DECISIONS

1.	Sergei Bobrovsky	27
2.	Steve Mason	4

ASSISTS

1.	Steve Mason	1
----	-------------	---

OVERTIME RESULTS

Date	Opponent	Game-Winning Goal	Assist(s)	Goaltender	Time (OT)	Result
Apr. 19, 2014	at Pittsburgh	Matt Calvert	Cam Atkinson, Brandon Dubinsky	Marc-Andre Fleury	1:10 (2nd)	4-3 W
Apr. 23, 2014	Pittsburgh	Nick Foligno	R.J. Umberger, James Wisniewski	Marc-Andre Fleury	2:49 (1st)	4-3 W
Apr. 16, 2017	Pittsburgh	Jake Guentzel	Sidney Crosby	Sergei Bobrovsky	13:10 (1st)	4-5 L
Apr. 12, 2018	at Washington	Artemi Panarin	Ian Cole, Pierre-Luc Dubois	Philipp Grubauer	6:02 (1st)	4-3 W
Apr. 15, 2018	at Washington	Matt Calvert	Zach Werenski, Josh Anderson	Braden Holtby	12:22 (1st)	5-4 W
Apr. 17, 2018	Washington	Lars Eller	Brett Connolly, Devante Smith-Pelley	Sergei Bobrovsky	9:00 (2nd)	2-3 L
Apr. 21, 2018	at Washington	Nicklas Backstrom	Dmitry Orlov, Chandler Stephenson	Sergei Bobrovsky	11:53 (1st)	3-4 L
Apr. 25, 2019	at Boston	Charlie Coyle	Marcus Johansson, Danton Heinen	Sergei Bobrovsky	5:15 (1st)	2-3 L
Apr. 27, 2019	at Boston	Matt Duchene (PP)	Artemi Panarin, Cam Atkinson	Tuukka Rask	3:42 (2nd)	3-2 W

Losses in italics

STREAKS

LONGEST WINNING

Overall	4	4/10/19-4/16/19
Home	2	4/14/19-4/16/19
Road	2 (2x)	4/12/18-4/15/18 & 4/10/19-4/12/19

LONGEST LOSING

Overall	5	4/16/09-4/16/14
		4/26/14-4/16/14
Home	3 (2x)	4/17/18-current
Road	4	4/26/14-4/20/17

LONGEST SHUTOUT STREAK

Overall	103:16	4/16-4/21/09
Home	61:50	4/23-4/28/14
Road	91:40	4/19-4/26/14

LONGEST SCORELESS STREAK

Overall	144:27	4/16-4/21/09
Home	56:07	4/21/09
Road	99:46	4/26/14-4/12/17

MOST CONSECUTIVE GAMES WITHOUT BEING SHUTOUT

Overall:	19	4/21/09-current
Home:	10	4/21/09-current
Road:	9	4/16/14-current

MOST CONSECUTIVE GAMES SCORING A POWER PLAY GOAL

Overall:	4 (2x)	4/21/09-4/19/14 (6g) & 4/10/19-4/16/19 (4g)
Home:	3	4/23/14-4/16/17 (4g)
Road:	3 (2x)	4/20/17-4/15/18 (5g)

MOST CONSECUTIVE GAMES ALLOWING A POWER PLAY GOAL

Overall:	9	4/16/17-current (13g allowed)
Home:	7	4/23/14-current (7g allowed)
Road:	6	4/16/09-4/12/17 (9g allowed)

MOST CONSECUTIVE GAMES SCORING A SHORTHANDED GOAL

Overall:	2	4/16/14-4/19/14
Home:	1	4/28/14
Road:	2	4/16/14-4/19/14

MOST CONSECUTIVE GAMES ALLOWING A SHORTHANDED GOAL

Overall:	1 (5x)	4/25/19
Home:	1 (4x)	4/25/19
Road:	1	4/19/14

PLAYOFFS TEAM RECORDS



SINGLE GAME RECORDS

GOALS

MOST GOALS SCORED

Overall	7	4/16/19 vs. Tampa Bay (7-3 W)
Home	7	4/16/19 vs. Tampa Bay (7-3 W)
Road	5	4/15/18 at Washington (5-4 OTW) 4/12/19 at Tampa Bay (5-1 W)

MOST GOALS AGAINST

Overall	6	4/23/09 vs. Detroit (5-6 L) 4/23/18 vs. Washington (3-6 L)
Home	6	4/23/09 vs. Detroit (5-6 L) 4/23/18 vs. Washington (3-6 L)
Road	5	4/20/17 at Pittsburgh (2-5 L)

MOST GOALS BOTH TEAMS

Overall	11	4/23/09 vs. Detroit (5-6 L)
Home	11	4/23/09 vs. Detroit (5-6 L)
Road	9	4/15/18 at Washington (5-4 OTW)

LARGEST MARGIN OF VICTORY

Overall	4	4/12/19 at Tampa Bay (5-1 W) 4/16/19 vs. Tampa Bay (7-3 W)
Home	4	4/16/19 vs. Tampa Bay (7-3 W)
Road	4	4/12/19 at Tampa Bay (5-1 W)

LARGEST MARGIN OF DEFEAT

Overall	4	4/18/09 at Detroit (0-4 L)
Home	3 (3x)	4/23/18 vs. Washington (3-6 L)
Road	4	4/18/09 at Detroit (0-4 L)

MOST CONSECUTIVE GOALS

Overall	4 (3x)	4/16/19 vs. Tampa Bay (7-3 W)
Home	4	4/23/14 vs. Pittsburgh (4-3 OTW) 4/16/19 vs. Tampa Bay (7-3 W)
Road	4	4/10/19 at Tampa Bay (4-3 W)

MOST CONSECUTIVE GOALS AGAINST

Overall	4 (3x)	4/15/18 at Washington (5-4 OTW)
Home	4	4/28/14 vs. Pittsburgh (3-4 L)
Road	4	4/18/09 at Detroit (0-4 L) 4/15/18 at Washington (5-4 OTW)

SHOTS

MOST SHOTS

Overall	51	4/20/17 at Pittsburgh (2-5 L)
Home	46	4/23/14 vs. Pittsburgh (4-3 OTW)
Road	51	4/20/17 at Pittsburgh (2-5 L)

MOST SHOTS AGAINST

Overall	58	4/15/18 at Washington (5-4 OTW)
Home	47	4/16/17 vs. Pittsburgh (4-5 OTL)
Road	58	4/15/18 at Washington (5-4 OTW)

MOST SHOTS, BOTH TEAMS

Overall	88	4/15/18 at Washington (5-4 OTW); CBJ-30, WSH-58
Home	86	5/2/19 vs. Boston (1-4 L) CBJ-40, BOS-46
Road	88	4/15/18 at Washington (5-4 OTW); CBJ-30, WSH-58

FEWEST SHOTS

Overall	20	4/21/14 vs. Pittsburgh (3-4 L)
Home	20	4/21/14 vs. Pittsburgh (3-4 L)
Road	21	4/16/09 at Detroit (1-4 L)

FEWEST SHOTS AGAINST

Overall	24	4/12/19 at Tampa Bay (5-1 W)
Home	25	4/23/14 vs. Pittsburgh (4-3 OTW)
Road	24	4/12/19 at Tampa Bay (5-1 W)

FEWEST SHOTS, BOTH TEAMS

Overall	51	4/12/19 at Tampa Bay (5-1 W) CBJ-27, TBL-24
Home	55	4/28/14 vs. Pittsburgh (3-4 L); CBJ-27, PIT-28
Road	51	4/12/19 at Tampa Bay (5-1 W) CBJ-27, TBL-24

PENALTIES

MOST PENALTY MINUTES

Overall	34	4/18/09 at Detroit (0-4 L); 13 pen.
Home	22	5/2/19 vs. Boston (1-4 L); 7 pen.
Road	34	4/18/09 at Detroit (0-4 L); 13 pen.

MOST PENALTY MINUTES AGAINST

Overall	38	4/12/19 at Tampa Bay (5-1 W); 8 pen.
Home	14	4/23/14 vs. Pittsburgh (4-3 OTW); 6 pen.
Road	38	4/12/19 at Tampa Bay (5-1 W); 8 pen.

MOST PENALTY MINUTES, BOTH TEAMS

Overall	59	4/12/19 at Tampa Bay (5-1 W) CBJ-21, TBL-38
Home	30	5/2/19 vs. Boston (1-4 L) CBJ-22, BOS-8
Road	59	4/12/19 at Tampa Bay (5-1 W) CBJ-21, TBL-38

MOST PENALTIES

Overall	13	4/18/09 at Detroit (0-4 L), 34 PIM
Home	7	4/23/09 vs. Detroit (5-6 L), 14 PIM 5/2/19 vs. Boston (1-4 L), 22 PIM
Road	13	4/18/09 at Detroit (0-4 L), 34 PIM

MOST PENALTIES AGAINST

Overall	8	4/12/19 at Tampa Bay (5-1 W) 38 PIM
Home	6	4/23/14 vs. Pittsburgh (4-3 OTW) 14 PIM
Road	8	4/12/19 at Tampa Bay (5-1 W) 38 PIM

MOST PENALTIES, BOTH TEAMS

Overall	17	4/18/09 at Detroit (0-4 L); CBJ-13, DET-4
Home	11 (2x)	5/2/19 vs. Boston (1-4 L) CBJ-7, BOS-4
Road	17	4/18/09 at Detroit (0-4 L); CBJ-13, DET-4

FEWEST PENALTY MINUTES

Overall	2 (2x)	5/6/19 vs. Boston (0-3 L); 1 pen.
Home	2 (2x)	5/6/19 vs. Boston (0-3 L); 1 pen.
Road	4 (2x)	5/4/19 at Boston (3-4 L); 2 pen.

FEWEST PENALTY MINUTES AGAINST

Overall	4 (4x)	5/4/19 at Boston (3-4 L); 2 pen.
Home	4 (2x)	4/16/19 vs. Tampa Bay (7-3 W); 2 pen.
Road	4 (2x)	5/4/19 at Boston (3-4 L); 2 pen.

FEWEST PENALTY MINUTES, BOTH TEAMS

Overall	8	5/4/19 at Boston (3-4 L) CBJ-4, BOS-4
Home	10	4/16/17 vs. Pittsburgh (4-5 OTL); CBJ-6, PIT-4
Road	8	5/4/19 at Boston (3-4 L); CBJ-4, BOS-4

FEWEST PENALTIES

Overall	1 (2x)	5/6/19 vs. Boston (0-3 L); 2 PIM
Home	1 (2x)	5/6/19 vs. Boston (0-3 L); 2 PIM
Road	2 (2x)	5/4/19 at Boston (3-4 L); 4 PIM

FEWEST PENALTIES AGAINST

Overall	2 (4x)	5/4/19 at Boston (3-4 L); 4 PIM
Home	2 (2x)	4/16/19 vs. Tampa Bay (7-3 W); 4 PIM
Road	2 (2x)	5/4/19 at Boston (3-4 L); 4 PIM

FEWEST PENALTIES, BOTH TEAMS

Overall	3	4/16/19 vs. Tampa Bay (7-3 W) CBJ-1, TBL-2
Home	3	4/16/19 vs. Tampa Bay (7-3 W) CBJ-1, TBL-2
Road	4	5/4/19 at Boston (3-4 L) CBJ-2, BOS-2



PLAYOFFS TEAM RECORDS

SINGLE GAME RECORDS (CONT.)

POWER PLAY

MOST POWER PLAY GOALS

Overall	2 (7x)	4/27/19 at Boston (3-2 2OTW) 4 att.
Home	2 (2x)	4/23/14 vs. Pittsburgh (4-3 OTW); 6 att.
Road	2 (5x)	4/27/19 at Boston (3-2 2OTW) 4 att.

MOST POWER PLAY ATTEMPTS

Overall	6 (2x)	4/23/14 vs. Pittsburgh (4-3 OTW); 2 PPG
Home	6	4/23/14 vs. Pittsburgh (4-3 OTW); 2 PPG
Road	6	4/19/14 at Pittsburgh (4-3 OTW); 2 PPG

MOST POWER PLAY GOALS AGAINST

Overall	3 (3x)	4/15/18 at Washington (5-4 OTW); 7 att.
Home	3	4/23/09 vs. Detroit (5-6 L); 6 att.
Road	3 (2x)	4/15/18 at Washington (5-4 OTW); 7 att.

MOST POWER PLAY ATTEMPTS AGAINST

Overall	10	4/18/09 at Detroit (0-4 L); 3 PPG
Home	6 (3x)	5/2/19 vs. Boston (1-4 L); 2 PPG
Road	10	4/18/09 at Detroit (0-4 L); 3 PPG

HIGHEST POWER PLAY EFFICIENCY (MULTIPLE ATTEMPTS)

Overall	2-of-2	4/23/09 vs. Detroit (5-6 L)
Home	2-of-2	4/23/09 vs. Detroit (5-6 L)
Road	2-of-4 (4x)	4/27/19 at Boston (3-2 2OTW)

LOWEST POWER PLAY EFFICIENCY

Overall	0-of-5	4/16/09 at Detroit (1-4 L) 4/21/18 at Washington (3-4 OTL)
Home	0-of-4 (5x)	5/6/19 vs. Boston (0-3 L)
Road	0-of-5	4/16/09 at Detroit (1-4 L) 4/21/18 at Washington (3-4 OTL)

HIGHEST PENALTY KILLING EFFICIENCY

Overall	6-of-6	4/21/14 vs. Pittsburgh (3-4 L)
Home	6-of-6	4/21/14 vs. Pittsburgh (3-4 L)
Road	4-of-4	4/25/19 at Boston (2-3 OTL)

LOWEST PENALTY KILLING EFFICIENCY

Overall	1-of-3	4/16/14 at Pittsburgh (3-4 L)
Home	3-of-6	4/23/09 vs. Detroit (5-6 L)
Road	1-of-3	4/16/14 at Pittsburgh (3-4 L)

MOST SHORTHANDED GOALS SCORED

Overall	1 (5x)	4/10/19 at Tampa Bay (4-3 W)
Home	1	4/28/14 vs. Pittsburgh (3-4 L)
Road	1 (4x)	4/10/19 at Tampa Bay (4-3 W)

MOST SHORTHANDED GOALS AGAINST

Overall	1 (6x)	4/25/19 at Boston (2-3 OTL)
Home	1 (3x)	4/23/18 vs. Washington (3-6 L)
Road	1 (3x)	4/25/19 at Boston (2-3 OTL)

SINGLE PERIOD RECORDS GOALS

MOST GOALS SCORED

Overall	4	4/23/09 vs. Detroit, 2nd per. (5-6 L)
Home	4	4/23/09 vs. Detroit, 2nd per. (5-6 L)
Road	3 (3x)	5/4/19 at Boston, 3rd per. (3-4 L)

MOST GOALS AGAINST

Overall	3 (9x)	5/4/19 at Boston, 3rd per. (3-4 L)
Home	3 (4x)	4/23/18 vs. Washington, 3rd per. (3-6 L)
Road	3 (5x)	5/4/19 at Boston, 3rd per. (3-4 L)

MOST GOALS, BOTH TEAMS

Overall	6 (2x)	5/4/19 at Boston, 3rd per. (3-4 L); CBJ, 3-3
Home	6	4/23/09 vs. Detroit, 2nd per. (5-6 L); DET, 4-2
Road	6	5/4/19 at Boston, 3rd per. (3-4 L); CBJ 3-3

FASTEST GOALS

FASTEST GOAL START OF GAME

Overall	0:11	Cam Atkinson - 4/16/17 vs. Pittsburgh (4-5 OTL)
Home	0:11	Cam Atkinson - 4/16/17 vs. Pittsburgh (4-5 OTL)
Road	5:07	Ryan Johansen - 4/19/14 at Pittsburgh (4-3 OTW)

FASTEST GOAL START OF PERIOD

Overall	0:11	Cam Atkinson - 4/16/17 vs. Pittsburgh, in 1st per. (4-5 OTL)
Home	0:11	Cam Atkinson - 4/16/17 vs. Pittsburgh, in 1st per. (4-5 OTL)
Road	0:43	Derek MacKenzie - 4/16/14 at Pittsburgh, in 2nd per. (3-4 L)

FASTEST GOAL START OF OVERTIME

Overall	2:49	Nick Foligno - 4/23/14 vs. Pittsburgh (4-3 OTW)
Home	2:49	Nick Foligno - 4/23/14 vs. Pittsburgh (4-3 OTW)
Road	6:02	Artemi Panarin - 4/12/18 at Washington (4-3 OTW)

FASTEST GOAL AGAINST START OF GAME

Overall	1:07	Tomas Holmstrom - 4/21/09 vs. Detroit (1-4 L)
Home	1:07	Tomas Holmstrom - 4/21/09 vs. Detroit (1-4 L)
Road	2:12	Jay Beagle - 4/15/18 at Washington (5-4 OTW)

FASTEST GOAL AGAINST START OF PERIOD

Overall	0:34	Brandon Sutter - 4/28/14 vs. Pittsburgh, in 2nd per. (3-4 L)
Home	0:34	Brandon Sutter - 4/28/14 vs. Pittsburgh, in 2nd per. (3-4 L)
Road	1:07	Bryan Rust - 4/20/17 at Pittsburgh, in 2nd per. (2-5 L)

FASTEST GOAL AGAINST START OF OVERTIME

Overall	5:15	Charlie Coyle - 4/25/19 at Boston (2-3 OTL)
Home	13:10	Jake Guentzel - 4/16/17 vs. Pittsburgh (4-5 OTL)
Road	5:15	Charlie Coyle - 4/25/19 at Boston (2-3 OTL)

PENALTIES

MOST PENALTY MINUTES

Overall	26	4/18/09 at Detroit, 3rd per. (0-4 L); 9 pen.
Home	12	5/2/19 vs. Boston 3rd per. (1-4 L); 2 pen.
Road	26	4/18/09 at Detroit, 3rd per. (0-4 L); 9 pen.

MOST PENALTY MINUTES, BOTH TEAMS

Overall	41	4/12/19 at Tampa Bay, 3rd per. (5-1 W); 7 pen.
Home	14	5/2/19 vs. Boston, 3rd per. (1-4 L); 3 pen.
Road	41	4/12/19 at Tampa Bay, 3rd per. (5-1 W); 7 pen.

MOST PENALTIES AGAINST

Overall	4 (2x)	4/12/19 at Tampa Bay, 3rd per. (5-1 W); 27 PIM
Home	3 (5x)	5/6/19 vs. Boston, 2nd per. - 6 PIM (0-3 L)
Road	4 (2x)	4/12/19 at Tampa Bay, 3rd per. (5-1 W); 27 PIM

MOST PENALTY MINUTES AGAINST

Overall	27	4/12/19 at Tampa Bay, 3rd per. (5-1 W); 4 pen.
Home	8	4/23/14 vs. Pittsburgh, 2nd per. (4-3 OTW); 4 pen.
Road	27	4/12/19 at Tampa Bay, 3rd per. (5-1 W); 4 pen.

MOST PENALTIES

Overall	9	4/18/09 at Detroit, 3rd per. (0-4 L); 26 PIM
Home	4	4/23/09 vs. Detroit, 1st per. (5-6 L); 8 PIM
Road	9	4/18/09 at Detroit, 3rd per. (0-4 L); 26 PIM

MOST PENALTIES, BOTH TEAMS

Overall	12	4/18/09 at Detroit, 3rd per. (0-4 L); CBJ-9, DET-3
Home	6 (2x)	4/23/14 vs. Pittsburgh, 1st per. (4-3 W); CBJ-3, PIT-3
Road	12	4/18/09 at Detroit, 3rd per. (0-4 L); CBJ-9, DET-3

PLAYOFFS TEAM RECORDS



SINGLE PERIOD RECORDS (CONT.)

SHOTS

MOST SHOTS

Overall	19	4/20/17 at Pittsburgh, 3rd per. (2-5 L)
Home	18	4/23/14 vs. Pittsburgh, 2nd per. (4-3 OTW)
Road	19	4/20/17 at Pittsburgh, 3rd per. (2-5 L)

MOST SHOTS AGAINST

Overall	21 (3x)	5/2/19 vs. Boston, 3rd per. (1-4 L)
Home	21	5/2/19 vs. Boston, 3rd per. (1-4 L)
Road	21 (2x)	4/15/18 at Washington, 3rd per. (5-4 OTW)

MOST SHOTS, BOTH TEAMS

Overall	34	5/2/19 vs. Boston, 3rd per. (1-4 L); BOS- 21, CBJ- 13
Home	34	5/2/19 vs. Boston, 3rd per. (1-4 L); BOS-21, CBJ-13

MOST SHOTS, BOTH TEAMS (CONT.)

Road	29	4/26/14 at Pittsburgh, 2nd per. (1-3 L); PIT-21, CBJ-8
------	----	--

FEWEST SHOTS

Overall	2	4/16/09 at Detroit, 3rd per. (1-4 L)
Home	5 (2x)	4/16/19 vs. Tampa Bay, 3rd per. (7-3 W)
Road	2	4/16/09 at Detroit, 3rd per. (1-4 L)

FEWEST SHOTS AGAINST

Overall	1	4/21/18 at Washington, 3rd per. (3-4 L)
Home	3	4/14/19 vs. Tampa Bay, 1st per. (3-1 W)
Road	1	4/21/17 at Washington, 3rd per. (3-4 L)

FEWEST SHOTS, BOTH TEAMS

Overall	10	4/16/09 at Detroit, 3rd per. (1-4 L); DET, 8-2
Home	13	4/17/18 vs. Washington, 1OT (2-3 2OTL); CBJ 7-6
Road	10	4/16/09 at Detroit, 3rd per. (1-4 L); DET, 8-2

MOST SHOTS IN OVERTIME

15	4/27/19 at Boston (2OT)
----	-------------------------

MOST SHOTS AGAINST IN OVERTIME

10	4/27/19 at Boston (2OT)
----	-------------------------

MOST SHOTS IN OVERTIME, BOTH TEAMS

25	4/27/19 at Boston (2OT)
----	-------------------------

INDIVIDUAL PLAYER RECORDS SINGLE GAME

MOST GOALS

2 (7x)	Artemi Panarin – 4/27/19 at Boston (3-2 2OTW)
	Alexandre Texier – 4/16/19 vs. Tampa Bay (7-3 W)
	Nick Foligno – 4/23/18 vs. Washington (3-6 L)
	Matt Calvert – 4/21/18 at Washington (3-4 OTL)
	Cam Atkinson – 4/15/18 at Washington (5-4 OTW)
	Cam Atkinson – 4/16/17 vs. Pittsburgh (4-5 OTL)
	Matt Calvert – 4/19/14 at Pittsburgh (4-3 OTW)

MOST GOALS - DEFENSEMAN

1	Multiple Players
---	------------------

MOST GOALS - ROOKIE

2	Alexandre Texier – 4/16/19 vs. Tampa Bay (7-3 W)
---	--

MOST POWER PLAY GOALS

1	Multiple Players
---	------------------

MOST ASSISTS

3	Matt Duchene – 4/12/19 at Tampa Bay (5-1 W)
---	---

MOST ASSISTS - DEFENSEMAN

2 (8x)	Seth Jones – 4/27/19 at Boston (3-2 2OTW)
--------	---

MOST ASSISTS - ROOKIE

2	Pierre-Luc Dubois – 4/12/18 at Washington (4-3 OTW)
---	---

MOST POINTS

4	Matt Duchene (1-3-4) 4/12/19 at Tampa Bay (5-1 W)
---	--

MOST POINTS - DEFENSEMAN

3	Zach Werenski (1-2-3) 4/15/18 at Washington (5-4 OTW)
---	--

MOST POINTS - ROOKIE

2 (3x)	Alexandre Texier – 4/16/19 vs. Tampa Bay (7-3 W); 2g
	Pierre-Luc Dubois – 4/12/18 at Washington (4-3 OTW); 2a
	Markus Nutivaara – 4/18/17 vs. Pittsburgh (5-4 W); 1g, 1a

MOST SHOTS

9	Brandon Dubinsky – 4/19/14 at Pittsburgh (4-3 OTW); 0g
---	--

MOST SHOTS - DEFENSEMAN

7 (3x)	Seth Jones – 5/6/19 vs. Boston (0-3 L); 0g
--------	--

MOST SHOTS - ROOKIE

6	Zach Werensk – 4/12/17 at Pittsburgh (1-3 L); 0g
	Jakub Voracek – 4/23/09 vs. Detroit (5-6 L); 0g

MOST PENALTY MINUTES

15	Josh Anderson – 4/12/18 at Washington (5-4 OTW); 2 pen.
----	---

MOST PENALTY MINUTES - DEFENSEMAN

12	Mike Commodore – 4/18/09 vs. Detroit (0-4 L); 2 pen.
----	--

MOST PENALTY MINUTES - ROOKIE

6	Jakub Voracek – 4/18/09 at Detroit (0-4 L); 3 pen.
---	--

HIGHEST PLUS/MINUS

+3	Artemi Panarin & Matt Duchene – 4/16/19 vs. Tampa Bay (7-3 W)
	Josh Anderson & William Karlsson – 4/18/17 vs. Pittsburgh (5-4 W)

HIGHEST PLUS/MINUS - DEFENSEMAN

+2 (8x)	Adam Clendening, Scott Harrington, Seth Jones & Zach Werenski – 4/16/19 vs. Tampa Bay (7-3 W)
---------	---

HIGHEST PLUS/MINUS - ROOKIE

+2	Gabriel Carlsson & Markus Nutivaara 4/18/17 vs. Pittsburgh (5-4 W)
	Aaron Rome – 4/23/09 vs. Detroit (5-6 L)

LOWEST PLUS/MINUS

-4	Cam Atkinson – 4/23/18 vs. Washington (3-6 L)
----	---

MOST ICE TIME - FORWARD (REG. GAME)

25:39	Artemi Panarin – 4/23/18 vs. Washington (3-6 L)
-------	---

MOST ICE TIME - DEFENSEMAN (REG. GAME)

30:47	Jack Johnson – 4/28/14 vs. Pittsburgh (3-4 L)
-------	---

MOST ICE TIME - FORWARD (OT GAME)

32:10	Artemi Panarin – 4/27/19 at Boston (3-2 2OTW)
-------	---

MOST ICE TIME - DEFENSEMAN (OT GAME)

38:21	Jack Johnson – 4/19/14 at Pittsburgh (4-3 2OTW)
-------	---

MOST FACE-OFFS WON

18	Brandon Dubinsky – 4/17/18 vs. Washington (2-3 2OTL)
----	--

MOST SAVES BY A GOALTENDER

54	Sergei Bobrovsky – 4/15/18 at Washington (5-4 OTW)
----	--



PLAYER PLAYOFF RECORDS

STREAKS

CONSECUTIVE GAMES PLAYED

27 Cam Atkinson, 4/16/14 - current
Sergei Bobrovsky, 4/16/14 - 5/6/19
Brandon Dubinsky, 4/16/14 - current
Boone Jenner, 4/16/14 - current
David Savard, 4/16/14 - current

CONSECUTIVE GAMES WITH GOALS

3 Matt Duchene, 4/12-4/16/19; 3g
Jack Johnson, 4/16-4/21/14; 3g
Boone Jenner, 4/21-4/26/14; 3g

CONSECUTIVE GAMES WITH ASSISTS

4 Seth Jones, 4/14-4/27/19; 6a
Zach Werenski, 4/10-4/16/19; 4a
Ryan Johansen, 4/19-4/26/14; 4a
Brandon Dubinsky, 4/16-4/23/14; 5a

CONSECUTIVE GAMES WITH POINTS

6 Artemi Panarin, 4/10-4/27/19; 5g, 4a

MOST CONSECUTIVE GAMES WITH SHOT ON GOAL

26 Cam Atkinson, 4/19/14 - current; 85 shots

MOST CONSECUTIVE GAMES PLAYED - GOALTENDER

27 Sergei Bobrovsky, 4/16/14 - 5/6/19

MOST CONSECUTIVE GAMES STARTED - GOALTENDER

27 Sergei Bobrovsky, 4/16/14 - 5/6/19

CONSECUTIVE WINS - GOALTENDER

4 Sergei Bobrovsky, 4/10-4/16/19

CONSECUTIVE GAMES UNBEATEN - GOALTENDER

4 Sergei Bobrovsky, 4/10-4/16/19

LONGEST SHUTOUT STREAK

103:16 Sergei Bobrovsky, 4/19-4/21/14

MOST CONSECUTIVE GAMES WITH SV% ABOVE .900

7 Sergei Bobrovsky, 4/12-5/2/19

MOST CONSECUTIVE GAMES WITH 30 OR MORE SAVES

3 Sergei Bobrovsky, 4/30-5/4/19 (110 saves)
Sergei Bobrovsky, 4/14-4/25/19 (94 saves)

MOST CONSECUTIVE STARTS ALLOWING THREE GOALS OR LESS

7 Sergei Bobrovsky, 4/10 - 4/30/19

FIRST GAME

HOME 4/21/09 vs. Detroit (1-4 L)
AWAY 4/16/09 at Detroit (1-4 L)

FIRST PLAYOFF GAME ROSTER

4/16/09 at Detroit

No.	Player	Position
1	Steve Mason	Goaltender
3	Marc Methot	Defense
8	Jan Hejda	Defense
10	Kris Russell	Defense
14	Raffi Torres	Left Wing
18	R.J. Umberger	Center
19	Micahel Peca	Center
20	Kristian Huselius	Left Wing
22	Mike Commodore	Defense
25	Jason Chimera	Left Wing
27	Manny Malhotra	Center
29	Jason Williams	Center
33	Fredrik Modin	Left Wing
34	Wade Dubielewicz	Goaltender
40	Jared Boll	Right Wing
50	Antoine Vermette	Center
51	Fedor Tyutin	Defense
61	Rick Nash	Left Wing
93	Jakub Voracek	Right Wing
97	Rotislav Klesla	Defense

FIRST STARTING LINEUP

Center: Manny Malhotra
Left Wing: Kristian Huselius
Right Wing: Rick Nash
Defense: Jan Hejda
Defense: Mike Commodore
Goaltender: Steve Mason

FIRST WIN

Home 4/23/14 vs. Pittsburgh (4-3, OT)
Road 4/19/14 at Pittsburgh (4-3, 2OT)

FIRST LOSS

Home 4/21/09 vs. Detroit (1-4)
Road 4/16/09 at Detroit (1-4)

FIRST OVERTIME WIN

Home 4/23/14 vs. Pittsburgh (4-3, OT)
Road 4/19/14 at Pittsburgh (4-3, 2OT)

FIRST OVERTIME LOSS

Home 4/16/17 vs. Pittsburgh (5-4, OT)
Road 4/21/18 at Washington (3-4, OT)

FIRST GOAL

Home R.J. Umberger (Rick Nash, Jason Williams), at 16:07 of 3rd period vs. Detroit's Chris Osgood on 4/21/09 (1-4 L)
Road R.J. Umberger (Jakub Voracek) at 11:40 of 2nd period at Detroit's Chris Osgood on 4/16/09 (1-4 L)

FIRST GOAL AGAINST

Home Thomas Holmstrom (Marian Hossa) at 1:07 of 1st period against Steve Mason vs. Detroit on 4/21/09 (1-4 L)
Road Jiri Hudler (Valterri Filppula, Mikael Samuelsson) at 10:48 of 2nd period against Steve Mason at Detroit on 4/16/09 (3-4 L)

FIRST GOAL BY DEFENSEMAN

Home Kris Russell (Raffi Torres) at 15:45 of 2nd period vs. Detroit's Chris Osgood on 4/21/09 (1-4 L)
Road Jack Johnson (Brandon Dubinsky) at 6:20 of 1st period at Pittsburgh's Marc-Andre Fleury on 4/16/14 (3-4 L)

FIRST POWER PLAY GOAL

Home R.J. Umberger (Rick Nash, Jason Williams), at 16:07 of 3rd period vs. Detroit's Chris Osgood on 4/21/09 (1-4 L)
Road Mark Letestu (Jack Johnson, Boone Jenner) at 17:58 of 1st period at Pittsburgh's Marc-Andre Fleury on 4/16/14 (3-4 L)

FIRST SHORTHANDED GOAL

Home Fedor Tyutin (Matt Calvert, Jack Johnson), at 10:21 of 3rd period vs. Pittsburgh's Marc-Andre Fleury on 4/28/14 (3-4 L)
Road Derek MacKenzie (unassisted) at 0:43 of the 2nd period at Pittsburgh's Marc-Andre Fleury on 4/16/14 (3-4 L)

FIRST GAME-WINNING GOAL

Home Nick Foligno at 2:49 of overtime on 4/23/14 vs. Pittsburgh's Marc-Andre Fleury (4-3 OTW)
Road Matt Calvert at 21:10 of overtime on 4/19/14 at Pittsburgh's Marc-Andre Fleury (4-3 2OTW)

FRANCHISE FIRSTS



FIRST EMPTY NET GOAL

Home Cam Atkinson vs. Tampa Bay on 4/14/19 (3-1 W)
Road -

FIRST FACEOFF

Manny Malhotra vs. Detroit's Henrik Zetterberg on 4/16/09 (won) (1-4 L)

FIRST SHOT ON GOAL

Rotislav Klesla at 0:30 of 1st period at Detroit on 4/16/09 (1-4 L)

FIRST MINOR PENALTY

Antoine Vermette at 4:39 of 1st period at Detroit on 4/16/09
 (Goaltender Interference) (1-4 L)

FIRST MAJOR PENALTY

Josh Anderson at 17:23 of 1st period at Washington on 4/12/18
 (Boarding) (4-3 OTW)

FIRST MISCONDUCT PENALTY

Mike Commodore at 11:21 of 3rd period at Detroit on 4/16/09 (10-minute) (1-4 L)

FIRST GOALTENDER WIN

Home Sergei Bobrovsky, 22 saves vs. Pittsburgh on 4/23/14 (4-3 OTW)
Road Sergei Bobrovsky, 39 saves at Pittsburgh on 4/19/14 (4-3 2OTW)

FIRST GOALTENDER LOSS

Home Steve Mason, 22 saves vs. Detroit on 4/21/09 (1-4 L)
Road Steve Mason, 30 saves at Detroit on 4/16/09 (1-4 L)

FIRST SHUTOUT WIN

Home -
Road -

FIRST SHUTOUT AGAINST

Home Tuukka Rask, 39 saves vs. Boston on 5/6/19 (0-3 L)
Road Chris Osgood, 25 saves at Detroit on 4/18/09 (0-4 L)

FIRST MULTI-POINT GAME

Home Kristian Huselius (1g, 1a), Rick Nash (1g, 1a), Kris Russell (1g, 1a) & Raffi Torres (2a) vs. Detroit on 4/23/09 (5-6 L)
Road Jack Johnson (1g, 1a) at Pittsburgh on 4/16/14 (3-4 L)

FIRST TWO-GOAL GAME

Home Cam Atkinson vs. Pittsburgh on 4/16/17 (4-5 OTL); 2g
Road Matt Calvert at Pittsburgh on 4/19/14 (4-3 2OTW); 2g

FIRST TWO-ASSIST GAME

Home Raffi Torres vs. Detroit on 4/23/09 (5-6 L); 2a
Road David Savard at Pittsburgh on 4/19/14 (4-3 OTW); 2a

FIRST HAT TRICK

Home -
Road -

FIRST HAT TRICK AGAINST

Home Evgeni Malkin vs. Pittsburgh on 4/28/14 (3-4 L); 3g
Road -

FIRST THREE-POINT GAME

Home Pierre-Luc Dubois vs. Tampa Bay on 4/16/19 (7-3 W); 1g, 2a
Road Artemi Panarin at Washington on 4/12/18 (4-3 OTW); 1g, 2a

FIRST THREE-ASSIST GAME

Home -
Road Matt Duchene at Tampa Bay on 4/12/19 (5-1 W)

FIRST FOUR-POINT GAME

Home -
Road Matt Duchene at Tampa Bay on 4/12/19 (5-1 W); 1g, 3a

FIRST FIVE-POINT GAME

Home -
Road -

FIRST PENALTY SHOT

Home Boone Jenner vs. Boston on 5/2/19 (1-4 L); unsuccessful
Road -

FIRST PENALTY SHOT AGAINST

Home -
Road -



HISTORY





JOHN H. McCONNELL

FOUNDER

John H. McConnell was the Columbus Blue Jackets' majority owner, chairman and governor. A highly respected business leader, philanthropist and founder of Worthington Industries, he passed away on April 25, 2008 at the age of 84.

Mr. McConnell, who was born on May 10, 1923, in Pughtown, West Virginia, was the son of a steel worker and grew up during the Great Depression. He served aboard the U.S.S. Saratoga during World War II and married his high school sweetheart, Peggy Rardin, upon discharge from the Navy. He then used the GI Bill to enter Michigan State University, where he studied business and played football.

While working for Weirton Steel Corp., Mr. McConnell identified a niche in the industry for custom steel processing services. He used his 1952 Oldsmobile as collateral for a loan and, in 1955, launched Worthington Industries and the steel processing industry. Today, the company he founded in Columbus is traded on the New York Stock Exchange and employs 12,000 people in 84 facilities in 11 countries. It has annual sales of approximately \$3.5 billion.

He served as chairman until 1996 and retired from the board in 2002. Although he stepped down from a formal leadership role in the company, Mr. McConnell's leadership style, which has been included in the business curriculum at Harvard University and praised by management guru Tom Peters, still drives the company's culture. That philosophy, based on the Golden Rule: "We treat our customers, employees, investors and suppliers as we would like to be treated," is the subject of Mr. McConnell's 2004 book, "Our Golden Rule."

Through his humanitarian and community efforts, Mr. McConnell became widely recognized as one of Columbus' most generous citizens. His charitable contributions led to the McConnell Heart Hospital at Riverside Hospital, which provides

treatment and prevention services for heart-related illnesses. The more than \$15 million donation to develop the hospital was the largest gift ever received by Riverside Hospital or its parent company, OhioHealth.

In 1997, Mr. McConnell led a group of investors to bring the National Hockey League to Columbus. The Blue Jackets played their first game in September 2000. The arrival of the team brought an influx of development and community pride to Columbus. Before the team even took the ice, he made sure the Blue Jackets organization would serve its community in other ways, too. The Columbus Blue Jackets Foundation was established in March of 2000 to help improve the quality of life throughout central Ohio.

Mr. McConnell also was one of the early investors in the Columbus Crew Major League Soccer franchise and previously was a minority owner of the Pittsburgh Pirates baseball club and the Columbus Destroyers Arena Football League team.

Through his work ethic, business acumen, philanthropy, sense of community and genuine desire to do the right thing for his customers, employees and community, Mr. McConnell established himself as a leader, not only in Columbus, but also throughout the steel industry and the business world.

In September 2008, Mr. McConnell posthumously received from the United States Navy Memorial the Lone Sailor Award, "which is given to Sea Service veterans who have excelled with distinction in their respective careers while exemplifying the core values of Honor, Courage and Commitment." He had previously been named Chief Executive Officer of the Year by Financial World magazine, while Industry Week magazine recognized him for Excellence in Management. He was the recipient of the Horatio Alger Award and the National Football Foundation Gold Medal Award. He received the 33rd degree Scottish Rite Mason, the Ohio Governor's Award and the Michigan State University Outstanding Alumni Award. He was inducted into the Junior Achievement National Business Hall of Fame, the Central Ohio Business Hall of Fame and the Columbus Hall of Fame.



ABOUT THE BLUE JACKETS

TEAM QUICK FACTS

National Hockey League Franchise Awarded:.....June 25, 1997
 Inaugural Season:.....2000-01
 Team Colors:.....Union Blue, Goal Red, Capital Silver
 Home Arena (capacity):.....Nationwide Arena (18,144)
 Practice Facility:OhioHealth Ice Haus (located at Nationwide Arena); (614) 246-3380
 Minor League Affiliate:.....Cleveland Monsters (AHL)
 Team Digital Properties:BlueJackets.com; Facebook.com/BlueJacketsNHL; Twitter.com/BlueJacketsNHL
Instagram.com/BlueJacketsNHL; Youtube.com/BlueJacketsNHL
 Television Affiliate:.....FOX Sports Ohio
 Flagship Radio Stations:.....Sports Radio 97.1 The Fan and CD102.5 FM

HISTORY BEHIND THE NAME

The Blue Jackets' name pays homage to Ohio's contributions to American history and the great pride and patriotism exhibited by its citizens, especially during the Civil War as both the state of Ohio and the city of Columbus were significantly influential

on the Union Army. Ohio contributed more of its population to the Union Army than any other state, while many of the uniforms worn by the Union soldiers were manufactured in Columbus.

THE COLORS

The Blue Jackets' colors help define the team and tell its story. The colors consist of Union Blue, Goal Red and Capital Silver. Union Blue represents the color worn by the Union Army, while

Goal Red references the most exciting moment in hockey and Capital Silver is reflected in the star on the logo, which signifies Columbus as the capital of Ohio.

THE LOGOS



PRIMARY LOGO

The club's primary logo is inspired by the state flag of Ohio, with its unique pennant shape, red, white & blue colors and white stars, in the shape of the letter C. That image overlays the familiar Blue Jackets' star. The official state flag of

Ohio, called the Ohio burgee, is based upon the pennant used by the Ohio cavalry from 1862-65. Ohio's is the only American state flag that is not shaped in a rectangle.



SECONDARY LOGO

The Blue Jackets new secondary logo was introduced in the summer of 2015. The mark is similar to the club's current third jersey logo as the team name "Columbus Blue Jackets" encircles the cannon in a ribbon inspired by Civil War medals while a single star centered at the bottom of the crest signifies Columbus as Ohio's capital. The difference is the logo is comprised of the

club's primary colors – Union Blue, Goal Red, Capital Silver and White. It replaces the secondary logo that entailed the blue Union Army cap that features two crossed hockey sticks lying on a red with white trim background surrounded by a blue with silver trim oval containing two stars anchoring the words "Columbus Blue Jackets" that was unveiled in 2003.



THIRD JERSEY LOGO

The Blue Jackets introduced their third jersey logo in 2010. The mark reinforces the connection between the team name and its Civil War heritage, depicting the hockey club's signature 1857 Napoleon cannon that fires each time the

Blue Jackets score at Nationwide Arena. The team name "Columbus Blue Jackets" encircles the cannon in a ribbon inspired by Civil War medals, while a single star centered at the bottom of the crest signifies Columbus as Ohio's capital.

FRANCHISE TIMELINE



Nov. 1, 1996 – Columbus Hockey Limited, a partnership formed by five investors interested in attracting a National Hockey League expansion team to Columbus, Ohio, submits an application and a \$100,000 fee to the NHL office.

Jan. 13, 1997 – Columbus Hockey Limited makes a formal presentation to the NHL in New York.

May 31, 1997 – Nationwide Insurance announces plans to privately finance a \$150 million arena in downtown Columbus.

June 25, 1997 – The NHL awards the city of Columbus an expansion franchise along with Nashville, Tenn., Atlanta, Ga., and St. Paul, Minn.

Nov. 11, 1997 – Team officials announce that the name of the franchise will be the Blue Jackets, celebrating patriotism, pride and the rich Civil War history in the state of Ohio and, more specifically, the city of Columbus.

Feb. 11, 1998 – Doug MacLean, who led Florida to the 1996 Stanley Cup Final as the team's head coach, is named general manager of the Blue Jackets. Shortly after, he would also accept the role as the organization's president.

May 26, 1998 – Ground is broken in downtown Columbus on the site of Nationwide Arena, future home of the Blue Jackets.

July 13, 1998 – Jim Clark is named assistant general manager of the Blue Jackets.

Feb. 9, 1999 – The Columbus Blue Jackets Fan Preview Center opens. The state-of-the-art, interactive marketing facility is aimed at enhancing season ticket sales by simulating the Nationwide Arena experience to fans.

Feb. 25, 1999 – Don Boyd is named the director of amateur scouting for the Jackets.

Sept. 30, 1999 – The Syracuse Crunch of the American Hockey League is named the minor-league affiliate of the Columbus Blue Jackets.

Oct. 14, 1999 – The team unveils its home and road jerseys with Mike Emrick, television voice of the New Jersey Devils, presiding over the event. Over 4,000 enthusiastic fans attend the unveiling at the Easton Town Center.



Mar. 29, 2000 – The team announces the formation of the Columbus Blue Jackets Foundation, a grant-making public charity that will orchestrate the team's community development and fund-raising programs.

May 1, 2000 – Team officials meet with NHL executives in New York and it is determined that the Blue Jackets have met all requirements for admission into the league, including the sale of over 12,000 season tickets. As a recognized franchise, the Blue Jackets may now officially actively participate in all NHL-related matters.

May 4, 2000 – The Blue Jackets sign the first player in the history of the organization, Niagara University goaltender Greg Gardner.

May 11, 2000 – The Blue Jackets negotiate the first trade in the history of the organization, sending their fourth and ninth round picks in the 2000 NHL Entry Draft to the New York Islanders for forward Chris Nielsen.

June 23, 2000 – The Blue Jackets and Minnesota Wild participate in the 2000 Expansion Draft in Calgary, Alberta.

June 24 - 25, 2000 – The Blue Jackets select 11 players in their first Entry Draft at the Saddledome in Calgary, Alberta. With the first pick in team history, the club tabs Brampton Battalion defenseman Rostislav Klesla with the fourth overall pick.

July 3 - 4, 2000 – Columbus makes its first significant splash in the free agent market by signing defenseman Lyle Odelein and goaltender Ron Tugnutt on back-to-back days.

July 5, 2000 – The Blue Jackets name former Calgary Flames and Team Canada bench boss Dave King as the first head coach in team history. Shortly thereafter, Newell Brown is named associate coach, Gerard Gallant assistant coach and Rick Wamsley goaltending coach.

Sept. 8, 2000 – The Blue Jackets open their training camp at the CoreComm Ice Haus, the only practice facility in the NHL housed where the team plays its games.

Sept. 8-9, 2000 – The grand opening of Nationwide Arena takes place and features a pair of sold out concerts by country music superstars Tim McGraw and Faith Hill.

Sept. 15, 2000 – Columbus plays its first preseason game at Mellon Arena in Pittsburgh. The Penguins defeat the Blue Jackets 3-2. Martin Spanhel scores the "unofficial" first goal in team history.

Oct. 7, 2000 – Welcome to the NHL, Columbus! The Blue Jackets jump out to a 3-0 first period lead, but suffer a 5-3 loss to the Chicago Blackhawks before a sellout crowd of 18,136 in their inaugural NHL game. Bruce Gardiner scores the first goal in team history at 7:34 of the first period.

Oct. 12, 2000 – Kevyn Adams scores two goals, including the game-winner at 4:13 of the second period, as the Blue Jackets post the first win in franchise history with a 3-2 victory over the Calgary Flames at the Pengrowth Saddledome.

Oct. 27, 2000 – Marc Denis makes 32 saves to lead the Blue Jackets to a 3-1 win over the Washington Capitals. The win is the first in club history at Nationwide Arena.

Dec. 18, 2000 – Ron Tugnutt makes 27 saves to record the first shutout in team history in a 2-0 win over the Canadiens at the Molson Centre in Montreal.

Feb. 10, 2001 – Geoff Sanderson collects the first hat trick in club history as he scores all three goals in a 3-1 win over Nashville at Nationwide Arena.

Mar. 19, 2001 – David Vyborny becomes the first rookie in NHL history to score a pair of penalty shot goals in one season when he beats Nashville's Tomas Vokoun. He also scored on Chicago's Robbie Tallas on Oct. 15.

Mar. 24, 2001 – Espen Knutsen sets a club record for assists and points in a game with five in a 6-4 win over the Calgary Flames at Nationwide Arena.

Apr. 8, 2001 – Ron Tugnutt makes 29 saves to beat the Chicago Blackhawks 4-3 in overtime and picks up his 22nd win of the season to set a new NHL record for wins by a goaltender on an expansion team.

June 23 - 24, 2001 – The Blue Jackets select 11 players, including Montreal Rocket goaltender Pascal Leclaire with the eighth overall pick, at the 2001 Draft at National Car Rental Center in Sunrise, Fla.

July 6, 2001 – The Blue Jackets name assistant general manager Jim Clark executive vice-president and assistant general manager, Bob Strumm director of pro scouting and Paul Castron assistant director of amateur scouting.

Sept. 16, 2001 – The Blue Jackets hold a "Red, White & Blue" scrimmage at Nationwide Arena to raise money for victims of the 9/11 tragedies. Members of the Columbus Police and Fire Department hockey teams collect nearly \$35,000 at the event.

Oct. 4 - 8, 2001 – The Blue Jackets are fit to be tied as the club opens its second NHL season with three consecutive ties. Columbus battles St. Louis to a 3-3 tie at Nationwide Arena on Oct. 4 and then comes away with 3-3 and 2-2 stalemates in a home-and-home series against Philadelphia.

Nov. 21, 2001 – Columbus plays the first game in team history that ends in a scoreless tie following regulation play. However, Luc Robitaille's goal at 4:17 of overtime gives Detroit a 1-0 win. Columbus would suffer a similar fate vs. Nashville on Feb. 9.

Feb. 2, 2002 – Espen Knutsen becomes the first player to represent the Blue Jackets at the NHL All-Star Game. He tallies a goal and an assist to help the World Team to an 8-5 win over the North American squad at the STAPLES Center in Los Angeles. He is also the first native of Norway to play in the game.

Feb. 8, 2002 – David Vyborny's third period goal lifts the Blue Jackets past league-leading Detroit and gives Columbus its first-ever win at Joe Louis Arena. The loss was one of just seven suffered by the eventual Stanley Cup champions at home.



FRANCHISE TIMELINE

Mar. 16, 2002 – Brittanie Cecil, 13, is struck by a deflected puck while attending the Blue Jackets game against the Calgary Flames at Nationwide Arena. She dies two days later, becoming the first fan fatality in the NHL's 85-year history. The Blue Jackets honor her memory by wearing a heart shaped decal with her initials "BNC" on their helmets for the remainder of the season.

March 23 - 24, 2002 – The Blue Jackets host the Seventh Annual Willie O'Ree All-Star Weekend, which features kids ages 10-12 who are participants in the NHL Diversity Task Force™ program. The game on Mar. 24 draws a record crowd in excess of 4,000 fans at Nationwide Arena.

Apr. 12, 2002 – The Blue Jackets beat the Atlanta Thrashers 5-4 in overtime in the final home game of the 2001-02 season. The 18,136 fans in attendance mark the club's 56th-consecutive sellout at Nationwide Arena.

June 17, 2002 – Assistant Director of Amateur Scouting Paul Castron is named director of player development for the Blue Jackets.

June 22, 2002 – The Blue Jackets, who are expected to select third overall at the 2002 Draft at Air Canada Centre in Toronto, trade up to get the first overall pick and use it to select London Knights left wing Rick Nash.



June 22 - 23, 2002 – An active draft weekend finds the Blue Jackets making five trades and selecting 13 players at the 2002 Draft at Air Canada Centre in Toronto.

June 27, 2002 – The Blue Jackets' arrival in Columbus is voted the top moment in Columbus sports history by fans, it is announced at "Columbus Celebrates Sports," a fund-raising event hosted by the Greater Columbus Convention and Visitor's Bureau to kick off the newly formed Columbus Sports Commission.

July 17, 2002 – Gord Murphy is named assistant coach of the Blue Jackets.

Sept. 16, 2002 – For the first time, the Blue Jackets conduct a portion of training camp outside Columbus, traveling to Cahill Stadium in Summerside, PEI, Canada for five days of practices and scrimmages.

Oct. 10, 2002 – The Blue Jackets win their season and home-openers for the first time in club history, beating the Chicago Blackhawks 2-1 at Nationwide Arena. Rick Nash becomes the eighth first-overall NHL draft pick, and first since Eric Lindros in 1991, to score a goal in his first NHL game.

Oct. 19, 2002 – Columbus' home sellout streak of 58 consecutive games is snapped as a crowd of 17,424 is on hand to watch the Blue Jackets beat Florida 4-1 at Nationwide Arena. The streak began on Jan. 27, 2001 vs. Anaheim and ended on Oct. 14, 2002 vs. Phoenix.

Jan. 7, 2003 – The Jackets fire Head Coach Dave King. President and General Manager Doug MacLean replaces him as interim head coach for the remainder of the season.

Jan. 8 - 11, 2003 – Columbus posts three-straight road wins for the first time in team history, beating Minnesota (2-1 on Jan. 8), Vancouver (3-2 on Jan. 10) and Calgary (7-2 on Jan. 11) in Doug MacLean's first three games behind the bench.

Feb. 1, 2003 – Rick Nash and Rostislav Klesla play in the Topps/NHL YoungStars Game during NHL All-Star Weekend in Sunrise, Fla. Nash posts 2-1-3 in the game.

Feb. 2, 2003 – Ray Whitney becomes the second Blue Jacket to play in the NHL All-Star Game and tallies 0-1-1 to help the Western Conference to a 6-5 win at the Office Depot Center in Sunrise, Fla.

Mar. 20, 2003 – Tyler Wright scores three goals in a 4-3 OT win vs. Toronto to become the first player in Blue Jackets history to record two hat tricks in a season. He also scored three times in a 5-1 win vs. Los Angeles on Oct. 27, 2002.

Mar. 29, 2003 – Geoff Sanderson becomes the first player in team history to score four goals in a game in a 6-4 win at Calgary. Sanderson adds an assist and Andrew Cassels tallies 1-4-5 as each ties the club record for points in a game.

Apr. 4, 2003 – During the third period vs. Detroit, Marc Denis breaks the NHL single season record for minutes played by a goaltender (4,433 by New Jersey's Martin Brodeur in 1995-96). He finishes the season with a new standard of 4,511.

June 6, 2003 – The Blue Jackets announce that Doug MacLean will remain as the club's head coach.

June 21 - 22, 2003 – Columbus selects 10 players, including right wing Nikolai Zherdev with the fourth overall pick, at the 2003 Draft at the Gaylord Entertainment Center in Nashville, Tenn. Parma native Dan Fritsche becomes the first Ohio-born player drafted by the Blue Jackets when the club selects him in the second round, 46th overall.

Oct. 9, 2003 – The Blue Jackets open on the road for the first time in club history, suffering a 2-1 defeat against the Atlanta Thrashers.

Oct. 11 - 16, 2003 – Marc Denis makes 25 saves as the Blue Jackets post their first shutout in a home opener with a 5-0 win against the New York Rangers. Coupled with wins against Vancouver and Chicago, the Blue Jackets open the season 3-0 at Nationwide Arena.

Oct. 13, 2003 – The Blue Jackets' "Third Jersey" is unveiled during a ceremony outside of Nationwide Arena. Later that night, the Blue Jackets defeat the Vancouver Canucks 3-2 in their first game wearing the "Third Jersey."

Jan. 1, 2004 – Gerard Gallant takes over as interim head coach after Doug MacLean relinquishes the role of head coach. A day later, Gallant wins his debut with a 2-0 victory at Tampa Bay.

Feb. 6, 2004 – Nikolai Zherdev represents the Blue Jackets in the NHL YoungStars Game during the NHL All-Star Game Weekend in St. Paul, MN. Zherdev records a goal and an assist in the game.

Feb. 7, 2004 – Nineteen-year old Rick Nash plays in the NHL All-Star Game for the Western Conference at the Excel Energy Center in St. Paul, MN. Nash is the first teenager to play in the game in 12 years and youngest to play in the game since 1986.

Feb. 20, 2004 – For the first time in franchise history, all four of the Blue Jackets' first round picks play in the same game. Rostislav Klesla, Pascal Leclaire, Rick Nash and Nikolai Zherdev play as the Jackets lose 3-2 at Phoenix in Leclaire's first-ever NHL game.

Mar. 21 - 27, 2004 – The Blue Jackets tie a team record with four consecutive victories culminated by a 3-2 overtime victory at Nashville on Mar. 27. The streak included wins at Vancouver, and home victories against Minnesota and Anaheim.

Apr. 3, 2004 – Rick Nash nets his 41st goal of the season in the Blue Jackets' final game of the season. Nash finishes the season tied with Atlanta's Ilya Kovalchuk and Calgary's Jarome Iginla for the NHL lead in goals, netting him a share of the Maurice "Rocket" Richard Trophy. He becomes the youngest player in NHL history to lead the League in goals. The Jackets defeated the Detroit Red Wings 4-1 at Joe Louis Arena.

June 25, 2004 – The Blue Jackets announce that Gerard Gallant will remain as head coach. Former University of North Dakota Head Coach Dean Blais is named associate coach.

June 26 - 27, 2004 – The Blue Jackets select 11 players, including Lewiston's Alexandre Picard with the eighth overall pick at the 2004 Draft at RBC Center in Raleigh, N.C.

Aug. 20 - 29, 2004 – Team USA holds its training camp for the 2004 World Cup of Hockey at Nationwide Arena, including pre-tournament games against Team Canada and Team Russia.

Sept. 15, 2004 – The Collective Bargaining Agreement between the National Hockey League and the National Hockey League Players' Association expires. NHL Commissioner Gary Bettman announces that the league will not resume play until a new CBA is reached.

Feb. 16, 2005 – NHL Commissioner Gary Bettman announces that due to the lack of a new Collective Bargaining Agreement between the league and its players, the 2004-05 season has been cancelled.

FRANCHISE TIMELINE



Apr. 30 - May 15, 2005 – Blue Jackets left wing Rick Nash leads Team Canada to a silver medal at the 2005 World Championships. He leads the tournament in goal scoring, ranks second in points and is named to the All-Tournament team as he tallies 9-6-15 with a +7 plus/minus rating in nine games.

July 13, 2005 – The NHL and NHLPA announce an agreement in principle on a new Collective Bargaining Agreement.

July 22, 2005 – NHL Commissioner Gary Bettman announces that a new Collective Bargaining Agreement between the league and its players has been reached and NHL hockey will return in October 2005.

July 30, 2005 – The Blue Jackets select eight players, including Vancouver Giants center Gilbert Brule with the sixth overall pick, at the 2005 Draft held at the Westin Hotel in Ottawa.

Aug. 1 - 10, 2005 – In the opening days of the first free agent signing period under the new CBA, the Blue Jackets agree to terms with several players, including defensemen Adam Foote and Bryan Berard, forward Jan Hrdina and goaltender Martin Prosek.

Aug. 8, 2005 – The Blue Jackets re-sign left wing Rick Nash to a five-year contract.

Aug. 30, 2005 – Director of Amateur Scouting Don Boyd is promoted to director of player personnel.

Oct. 28, 2005 – The Blue Jackets beat Minnesota 2-1 at Nationwide Arena in the first game decided by a shootout in team history. Trevor Letowski beats Wild goaltender Dwayne Roloson in the eighth round to give the Jackets the win.

Nov. 15, 2005 – The Blue Jackets acquire six-time All-Star Sergei Fedorov and a fifth round pick in the 2006 NHL Draft from Anaheim in exchange for Tyler Wright and Francois Beauchemin.



Dec. 6, 2005 – Adam Foote is named the fourth captain in franchise history.

Dec. 21, 2005 – David Vyborny misses his first game since Oct. 17, 2002, snapping his franchise-record streak of 194 consecutive games played. He suffered a rib injury vs. Detroit on Dec. 20.

Jan. 8, 2006 – Bryan Berard scores three goals to collect his first career hat trick in a 5-2 win at Phoenix.

February 14 - 25, 2006 – Four Blue Jackets compete at the Winter Olympics in Turin, Italy. Bronze medalist David Vyborny (Czech Republic) is joined by Rick Nash (Canada), Adam Foote (Canada) and Radoslav Suchy (Slovakia).

Mar. 24 - Apr. 3, 2006 – The Jackets set a franchise record for consecutive wins with six, culminating with a 3-1 win at Nashville. The club also had road wins at St. Louis and Detroit and home wins over Calgary, San Jose and Chicago during the streak.

Mar. 25, 2006 – Trailing 3-0 entering the third period, the Blue Jackets rally for four goals in the span of 7:37 to take a 4-3 lead over the Detroit Red Wings at Joe Louis Arena and go on to win 5-4 in a shootout.

Apr. 7, 2006 – Rick Nash scores his third goal, including the game-tying goal at 19:27 of the third period, to record his first career hat trick in a 6-5 shootout loss at Detroit.

Apr. 18, 2006 – Sergei Fedorov scores at 0:35 of overtime to give Columbus a 5-4 win over Dallas in the season finale at Nationwide Arena. The goal is Fedorov's 14th career OT goal, which is tied with Toronto's Mats Sundin for the all-time lead in NHL history. The Jackets finish the season with the most wins (35) and points (74) in franchise history.

June 24, 2006 – The Blue Jackets select 10 players, including Drummondville Voltigeurs center Derick Brassard with the sixth overall pick, at the 2006 Draft held at General Motors Place in Vancouver.

July 7, 2006 – Syracuse Crunch Head Coach Gary Agnew is named assistant coach of the Blue Jackets.

July 21, 2006 – Paul Castron is promoted to director of amateur scouting of the Blue Jackets.

Aug. 1, 2006 – Clint Malarchuk is named goaltending coach of the Blue Jackets.

Nov. 13, 2006 – The Blue Jackets fire Head Coach Gerard Gallant. Assistant Coach Gary Agnew is named interim head coach the following day.

Nov. 22, 2006 – Ken Hitchcock is named the fourth head coach in Blue Jackets history.

Dec. 2 - 9, 2006 – First-year NHL goaltender Fredrik Norrena plays 155:28 without allowing a goal to set a franchise record for the longest shutout streak. The stretch includes back-to-back shutouts at Edmonton (4-0, 21 saves) and Colorado (3-0, 42 saves).

Jan. 5, 2007 – For just the second time in team history, the Blue Jackets rally from a three-goal third period deficit to beat the Anaheim Ducks 4-3 at Honda Center. Columbus scores three times in a span of 1:54 capped by Manny Malhotra's game-winner with 1:20 left in the period. Goaltender Fredrik Norrena preserves the win by stopping All-Star Teemu Selanne's penalty shot attempt at the 19:39 mark.

Jan. 24, 2007 – Rick Nash makes his second-straight NHL All-Star Game appearance at American Airlines Center in Dallas. He registers four points on two goals and two assists to lead the Western Conference to a 12-9 win.

Feb. 24, 2007 – Columbus scores two shorthanded goals in a game for the first time in team history to overcome a 2-0 deficit to beat the New York Rangers 3-2 at Madison Square Garden. Jason Chimera's goal at 11:02 of the second period tied the game at 2-2 and Rick Nash's tally just 4:52 later is the game-winner.

Apr. 19, 2007 – Blue Jackets announce that President/General Manager Doug MacLean has been relieved of his duties with the organization. Michael Priest is named president of the organization and Jim Clark will serve as interim general manager.

Apr. 27 - May 13, 2007 – Five Blue Jackets – Rick Nash (Canada), Jason Chimera (Canada), David Vyborny (Czech Republic), Rostislav Klesla (Czech Republic) and Fredrik Norrena (Finland) – and prospects Raffaele Sannitz (Switzerland) and Jaroslav Balastik (Czech Republic) participate in the 2007 World Championships in Russia. Nash, who is named MVP of the tournament, and Chimera win gold medals for Canada, while Norrena helps Finland capture the silver medal.

June 15, 2007 – Scott Howson is named the second general manager in Jackets history.

June 22 - 23, 2007 – The Blue Jackets select seven players, including Halifax Mooseheads right wing Jakub Voracek with the seventh overall pick, at the 2007 Draft held at Nationwide Arena.

June 28, 2007 – Claude Noel is named assistant coach of the Blue Jackets.

July 26, 2007 – Former Blue Jackets player Tyler Wright is named the club's development coach.

Nov. 23, 2007 – Pascal Leclaire makes 32 saves in a 4-0 win at Minnesota to record his team record sixth shutout in just his 15th start of the season. He would end the season with nine, ranking second in the NHL.

Dec. 26, 2007 - Jan. 15, 2008 – The Blue Jackets set a franchise record by winning six consecutive home games. The club beats Atlanta, Carolina, Edmonton, St. Louis, Nashville and Vancouver at Nationwide Arena during that stretch.

Dec. 31, 2007 – Rick Nash scores three goals to collect the 12th hat trick in Blue Jackets history in a 4-2 win over the Edmonton Oilers at Nationwide Arena. It is Nash's second career hat trick.

Jan. 17, 2008 – Rick Nash scores one of the most dynamic goals in NHL history as he beats a pair of Phoenix defensemen and goaltender Mikael Tellqvist with 21.5 seconds left in regulation to lift Columbus to a 4-3 win at Jobing.com Arena.

Jan. 27, 2008 – Rick Nash sets an NHL All-Star Game record by scoring a goal just :12 into the game en route to collecting the 15th hat trick in All-Star Game history at Philips Arena in Atlanta. The game marks Nash's third-straight All-Star Game selection after combining for 5-2-7 in the previous two games.



FRANCHISE TIMELINE

Feb. 23, 2008 – Pascal Leclaire records his ninth shutout of the season with 31 saves to beat the Montreal Canadiens 3-0 at Bell Centre. The Jackets improve to 3-1-1 all-time at Montreal, including two shutouts.

Mar. 12, 2008 – Rick Nash is named the fifth captain in franchise history.

Apr. 5, 2008 – Ken Hitchcock becomes just the 20th head coach in NHL history to reach the 900-game milestone when the Blue Jackets take on the St. Louis Blues at Scottrade Center.

Apr. 6, 2008 – Jason Chimera misses the season finale due to a groin injury, which ends his franchise record for consecutive games played at 243. The streak began on Oct. 9, 2005 at Chicago in his first game with the club.

April 25, 2008 – Blue Jackets majority owner and chairman John H. McConnell passes away at the age of 84. His son, John P. McConnell, assumes the duties of majority owner, chairman and governor for the hockey club.

May 2 - 18, 2008 – Six Blue Jackets compete at the 2008 IIHF World Championships in Canada. Head Coach Ken Hitchcock, Rick Nash, Jason Chimera and Pascal Leclaire represent the host Canadians, while Jiri Novotny and Jan Hejda play for the Czech Republic. Canada wins the silver medal as Nash is named to the All-Tournament Team for the third consecutive year.

June 20, 2008 – The Blue Jackets acquire center R.J. Umberger and a fourth round pick in the 2008 Draft from the Philadelphia Flyers in exchange for first and third round picks in 2008.

June 20 - 21, 2008 – The Blue Jackets select nine players, including CSKA forward Nikita Filatov with the sixth overall pick, at the 2008 Draft held at Scotiabank Place in Ottawa.

July 3, 2008 – Chris MacFarland is promoted to assistant general manager.

July 9, 2008 – The Blue Jackets sign Head Coach Ken Hitchcock to a three-year contract extension through 2011-12 season.

Oct. 17, 2008 – Rookies Nikita Filatov and Jakub Voracek set a franchise record for fastest two goals scored vs. Nashville. The duo scores just :08 apart as Filatov lights the lamp at 14:18 of the first period and Voracek follows suit at the 14:26 mark.

Dec. 23, 2008 - Jan. 2, 2009 – Rookie Steve Mason sets the franchise record for longest shutout streak at 199:19 and becomes the first Blue Jackets goaltender to record three-straight shutouts – Dec. 27 vs. Philadelphia, Dec. 29 at Los Angeles and Dec. 31 at Anaheim.

Jan. 9, 2009 – Steve Mason sets a franchise record for most saves in a shutout when he stops 45 shots in a 3-0 win at Washington.

Jan. 10, 2009 – Nikita Filatov scores three goals vs. Minnesota at Nationwide Arena to become the first rookie in Blue Jackets history to record a hat trick.

Jan. 25, 2009 – Rick Nash tallies 1-2-3 for the Western Conference in his fourth NHL All-Star Game, held at Bell Centre in Montreal.

Jan. 27, 2009 – Rick Nash collects his third career hat trick, scoring all three goals, including the game-winner in overtime, in a 3-2 win over Detroit at Nationwide Arena.

Feb. 19, 2009 – Ken Hitchcock becomes the 13th coach in NHL history to record 500 wins when the Blue Jackets beat the Toronto Maple Leafs 4-3 in a shootout at Air Canada Centre.

Mar. 7, 2009 – Rick Nash becomes the first player since Montreal's Maurice "Rocket" Richard in 1947-48 to record an unassisted hat trick as the Jackets set a franchise record for goals in a game in an 8-2 win at Detroit.

Mar. 12, 2009 – A regular season record crowd of 19,167 at Nationwide Arena is on hand to see the Blue Jackets defeat the Pittsburgh Penguins 4-3 in a shootout.

Apr. 8, 2009 – Rick Nash's goal at 14:30 of the third period erases a 3-2 Chicago lead and forces overtime, resulting in the Blue Jackets clinching the first playoff berth in franchise history. Fedor Tyutin's shootout goal is the game-winner as the Jackets beat the Blackhawks 4-3 at United Center.

Apr. 16, 2009 – The Blue Jackets drop a 4-1 decision at Detroit's Joe Louis Arena in the first Stanley Cup Playoff game in franchise history.

Apr. 21, 2009 – A Nationwide Arena record crowd of 19,219 is on hand for the first Stanley Cup Playoff game played in the state of Ohio. Detroit earns a 4-1 win in Game Three of the Western Conference Quarterfinals Series.



June 18, 2009 – Steve Mason wins the Calder Trophy as NHL Rookie of the Year and Rick Nash wins the NHL Foundation Player Award at the 2009 NHL Awards in Las Vegas.

June 26 - 27, 2009 – The Blue Jackets select six players, including Chicago (USHL) defenseman John Moore with the 21st overall pick, at the 2010 Draft held at Bell Centre in Montreal.

June 30, 2009 – The Blue Jackets name Dave Rook goaltending coach.

July 3, 2009 – The Blue Jackets sign captain Rick Nash to an eight-year contract extension.

Oct. 10, 2009 – Mathieu Garon becomes the first goaltender in franchise history to record a shutout in his first start with the Blue Jackets as he makes 36 saves in a 2-0 win at Phoenix.

Nov. 30, 2009 – R.J. Umberger records the 16th hat trick in franchise history with three goals in a 5-2 win over St. Louis at Nationwide Arena.

Feb. 3, 2010 – The Blue Jackets fire Head Coach Ken Hitchcock. Assistant Coach Claude Noel is named interim head coach for the remainder of the regular season.

Feb. 13 - 28, 2010 – Six Blue Jackets participate in the 2010 Olympic Games in Vancouver, British Columbia. Rick Nash helps lead Canada to the gold medal, while Samuel Pahlsson (Sweden), Fredrik Modin (Sweden), Fedor Tyutin (Russia), Jan Hejda (Czech Republic) and Milan Jurcina (Slovakia) also participate.

Mar. 25, 2010 – The Blue Jackets tie the franchise record for goals in a game in an 8-3 win over Chicago at Nationwide Arena.

Apr. 9, 2010 – Steve Mason ties his franchise record for most saves in a shutout when he stops 45 shots through regulation play and overtime in a 1-0 SOL vs. Detroit.

May 7 - 23, 2010 – Blue Jackets forward Jakub Voracek (Czech Republic) and defenseman Kris Russell (Canada) compete at the 2010 IIHF World Championships in Germany. Voracek helps the Czech Republic win the gold medal.

June 8, 2010 – Scott Arniel is named the fifth head coach in Blue Jackets history.

June 23, 2010 – Brad Berry is named assistant coach of the Blue Jackets.

June 25 - 26, 2010 – The Blue Jackets select eight players, including Portland Winterhawks center Ryan Johansen with the fourth overall pick, at the 2010 Draft held at STAPLES Center in Los Angeles.

June 29, 2010 – Kevin Collins is named strength & conditioning coach of the Blue Jackets.

July 1, 2010 – Dan Hinote is named assistant coach of the Blue Jackets.

July 5, 2010 – Bob Boughner is named assistant coach of the Blue Jackets.

Oct. 8 - 9, 2010 – The Blue Jackets open their 10th NHL season with a pair of games vs. the San Jose Sharks at Ericsson Globe Arena in Stockholm, Sweden in the 2010 Compuware NHL Premiere. The Sharks win the opener 3-2, while the Jackets take the second game 3-2 on an overtime goal by Ethan Moreau.

FRANCHISE TIMELINE



Nov. 10, 2010 – The Blue Jackets tie the franchise record for goals and record the most lopsided win in club history, beating the St. Louis Blues 8-1 at Nationwide Arena.

Nov. 20, 2010 – Rick Nash records the 17th hat trick in Blue Jackets history with three goals in a 3-0 win at San Jose.

Nov. 10 - Dec. 1, 2010 – R.J. Umberger sets a franchise record with points in 10-consecutive games (3-10-13).

Dec. 16, 2010 – Kristian Huselius collects the 18th hat trick in Blue Jackets history with three goals in a 6-3 loss at Edmonton.

Jan. 15 - 18, 2011 – Columbus sets a franchise record by posting an eight-game regulation unbeaten streak on the road (6-0-2), which includes a club-best six-straight road wins from Jan. 19-Feb. 18.

Jan. 30, 2011 – Rick Nash plays in his fifth-straight NHL All-Star Game, tallying 1-1-2 at RBC Center in Raleigh.

Feb. 25, 2011 – Matt Calvert becomes the second rookie in club history to collect a hat trick – the 19th by a Blue Jacket – when he scores three goals in a 5-3 win over Phoenix at Nationwide Arena.

June 6, 2011 – Ian Clark is named goaltending coach of the Blue Jackets.

June 20, 2011 – Todd Richards is named assistant coach of the Blue Jackets.

June 23, 2011 – Columbus acquires All-Star center Jeff Carter from Philadelphia in exchange for Jakub Voracek and first and third round picks in the 2011 Entry Draft.

June 24 - 25, 2011 – The Blue Jackets select six players in the 2011 Draft held at the Xcel Energy Center in St. Paul, Minn. The club's top pick is Oshawa Generals center Boone Jenner, who is taken in the second round, 37th overall.

July 1, 2011 – Two days after acquiring his rights from Montreal, the Blue Jackets sign defenseman James Wisniewski to a six-year contract.

Aug. 2, 2011 – The Blue Jackets promote Tyler Wright to director of amateur scouting and development coach, add Greg Drechsel as an amateur scout and hire Nolan Pratt as an assistant coach for the Springfield Falcons (AHL).

Nov. 19, 2011 – James Wisniewski scores 2:43 into overtime to give Columbus its first win at Nashville since Apr. 3, 2006, snapping a 17-game winless skid.

Dec. 7, 2011 – Craig Patrick is named senior advisor, hockey operations of the Jackets.

Dec. 22, 2011 – Jeff Carter tallies the 20th hat trick in franchise history with three goals at Nashville's Bridgestone Arena.

Jan. 9, 2012 – The Blue Jackets fire Head Coach Scott Arniel. Assistant Coach Todd Richards is named interim head coach for the remainder of the season.

Jan. 12, 2012 – Ryan Johansen is one of 12 rookies selected to participate in NHL All-Star Weekend Jan. 26-27 at Scotiabank Place in Ottawa, Ontario.

Feb. 21, 2012 – Jeff Carter registers the 21st hat trick in club history with three goals in a 6-3 win over San Jose at Nationwide Arena.

Feb. 23, 2012 – The Blue Jackets acquire defenseman Jack Johnson and a conditional first round pick from Los Angeles in exchange for Jeff Carter.

Mar. 23, 2012 – R.J. Umberger notches the 22nd hat trick in franchise history with three goals in a 5-1 win over Carolina at Nationwide Arena.

Apr. 5, 2012 – Cam Atkinson becomes the third rookie in club history to collect a hat trick – the 23rd by a Blue Jacket – when he scores three goals in a 5-2 win over Colorado at Pepsi Center.

May 4 - 20, 2012 – Five players participate in the 2012 World Championships in Finland and Sweden. Nikita Nikitin helps lead Russia to the gold medal, while Jack Johnson and Cam Atkinson (United States), Marc Methot (Canada) and prospect Thomas Larkin (Italy) also participate.

May 14, 2012 – The Jackets announce that Todd Richards will remain as head coach.

May 21, 2012 – Brad Larsen is named the head coach of the Springfield Falcons, Columbus' American Hockey League affiliate.

June 5, 2012 – Chris Clark is named development coach of the Blue Jackets.

June 20, 2012 – Craig Hartsburg is named associate coach, while Keith Acton is named assistant coach.

June 22 - 23, 2012 – The Blue Jackets select six players, including Everett Silvertips defenseman Ryan Murray with the second overall pick, at the 2012 Draft held at CONSOL Energy Center in Pittsburgh, Pennsylvania.

July 23, 2012 – The Blue Jackets acquire Artem Anisimov, Brandon Dubinsky, Tim Erixon and a 2013 first round pick in exchange for Rick Nash, Steven Delisle and a 2013 conditional third round pick.

Sept. 16, 2012 – The Collective Bargaining Agreement between the National Hockey League and the National Hockey League Players Association expires. NHL Commissioner Gary Bettman announces that the league will not resume play until a new CBA is reached.

Oct. 24, 2012 – John Davidson is named president of hockey operations and alternate governor of the Blue Jackets.

Jan. 6, 2013 – NHL Commissioner Gary Bettman announces that the tentative framework of a new Collective Bargaining Agreement between the league and its players has been reached.

Jan. 19, 2013 – Columbus opens the 12th season in franchise history with a 3-2 win at Nashville as Nick Foligno and Artem Anisimov each scored goals and Sergei Bobrovsky made 32 saves in their Blue Jackets' debuts.

Feb. 11, 2013 – Vinny Prospal and Mark Letestu tie a team record by scoring goals eight seconds apart during a 6-2 win over San Jose at Nationwide Arena.

Feb. 11 - Mar. 31, 2013 – Columbus sets a team record for most consecutive home games earning at least one point, going 9-0-3 over 12 games.

Feb. 12, 2013 – The Blue Jackets announce that Executive Vice President and General Manager Scott Howson has been relieved of his duties with the club.

Feb. 13, 2013 – The Blue Jackets introduce Jarmo Kekalainen as the third general manager in franchise history. The Tampere, Finland native becomes the first European-born general manager in NHL history.



Feb. 26 - Mar. 22, 2013 – The Blue Jackets set a franchise record by earning at least one point in 12 consecutive games, recording an 8-0-4 record during that span.

Mar. 14, 2013 – The National Hockey League announces a realignment plan that has Columbus playing in the Eastern Conference beginning in 2013-14. The Blue Jackets join a division featuring Carolina, New Jersey, NY Islanders, NY Rangers, Philadelphia, Pittsburgh and Washington.

Mar. 31, 2013 – Mark Letestu scores 4:00 into overtime to give Columbus a 2-1 home win over Anaheim and a 10-2-4 record in March, marking the winningest month in franchise history.

Apr. 3, 2013 – Columbus makes several moves prior to the trade deadling, highlighted by the acquisition of All-Star RW Marian Gaborik, Steven Delisle and Blake Parlett from the NY Rangers in exchange for Derick Brassard, Derek Dorsett, John Moore and a sixth round pick in the 2014 NHL Draft.

Apr. 27, 2013 – The Blue Jackets end the 2012-13 campaign with a 3-1 home win over Nashville, giving them a 24-17-7 record and finishing the season with a winning pct. of .573 – the best mark in franchise history.



FRANCHISE TIMELINE

June 15, 2013 – Sergei Bobrovsky is named the winner of the Vezina Trophy as the NHL's most outstanding goaltender for 2012-13 prior to Game 2 of the Stanley Cup Final at the United Center in Chicago.

June 30, 2013 – Columbus selects eight players at the 2013 NHL Entry Draft in Newark, New Jersey, including three first round picks: forwards Alexander Wennberg, Kerby Rychel and Marko Dano.

July 5, 2013 – The Jackets sign free agent forward Nathan Horton to a seven-year contract.

Jan. 6 - 23, 2014 – The Jackets win a then franchise-record eight consecutive games, defeating the Rangers, Hurricanes, Jets, Lightning, Capitals, Sabres, Kings and Flyers.

Apr. 9, 2014 – Columbus clinches the second playoff berth in franchise history with a 3-1 road win over the Dallas Stars.

Apr. 19, 2014 – Matt Calvert scores early in the second overtime period to give the Jackets the first postseason victory in franchise history, 4-3 over the Pittsburgh Penguins at CONSOL Energy Center.



Apr. 23, 2014 – Nick Foligno scores 2:49 into overtime to give the Jackets their first-ever home playoff win, 4-3 over Pittsburgh in front of 18,970 fans at Nationwide Arena.

June 16, 2014 – Brad Larsen is named assistant coach of the Blue Jackets after leading the AHL's Springfield Falcons to back-to-back division titles.

June 27 - 28, 2014 – Columbus selects seven players, including USNDP forward Sonny Milano 16th overall, at the 2014 NHL Draft at Wells Fargo Center in Philadelphia.

Dec. 31, 2015 – With a 3-1 win over Minnesota, the Jackets set a club record for best winning percentage in a single month, going 10-1-1 (.875) in December.

Jan. 22 - 25, 2015 – The Blue Jackets and the city of Columbus host the 2015 NHL All-Star Weekend. Nick Foligno captains a team and registers 1-1-2, while Ryan Johansen is voted the game's Most Valuable Player after collecting 2-2-4 in his All-Star Game debut.

Mar. 6 - 28, 2015 – The Jackets set a franchise record with eight-straight road wins, surpassing a six-game win streak set Jan. 15-Feb. 18, 2011.

Mar. 24, 2015 – Scott Hartnell collects the 24th hat trick in franchise history with three goals in a 5-3 win over Anaheim at Nationwide Arena.

Mar. 27, 2015 – Cam Atkinson collects the 25th hat trick in franchise history with three goals in a 5-2 win over Chicago at United Center, marking the first time in club history that the Jackets have scored a hat trick in two straight games.

Apr. 2, 2015 – Columbus earns its sixth multi-goal comeback victory of the season, defeating the NY Islanders 4-3 in a shootout after trailing 1-3 to surpass their previous record of five multi-goal deficit comeback wins in 2005-06, 2006-07 and 2010-11. The Jackets finished with eight multi-goal comeback victories on the season.

Apr. 4, 2015 – Columbus posts its ninth-straight win, beating Pittsburgh 5-3 at home to set a club record for consecutive wins. The streak began on Mar. 18 and eclipsed an eight-game winning streak from Jan. 6-23, 2014.

Apr. 4, 2015 – Nick Foligno collects the 26th hat trick in franchise history with three goals in a 5-3 win over Pittsburgh at Nationwide Arena.

Apr. 11, 2015 – The Blue Jackets earn a 5-4 SO win over the New York Islanders in the final regular season game played at Nassau Coliseum to extend their club record regulation unbeaten streak to 13 games (12-0-1 since Mar. 18). The previous mark was 12 games from Feb. 26-Mar. 22, 2013 (8-0-4).

Apr. 17, 2015 – The Blue Jackets reach an agreement with the Lake Erie Monsters to have the Cleveland-based team serve as the organization's American Hockey League affiliate.

May 20, 2015 – Nick Foligno is named the sixth captain in franchise history.

June 18, 2015 – Kenny McCudden is named assistant coach.

June 26 - 27, 2015 – The Blue Jackets select nine players, including Michigan defenseman Zach Werenski (8) and Linköping defenseman Gabriel Carlsson (29) in the first round, at the 2015 NHL Draft at the BB&T Center in Sunrise, Florida.

June 30, 2015 – Columbus acquires the rights to LW Brandon Saad along with D Michael Paliotta and C Alex Broadhurst from Chicago in exchange for forwards Artem Anisimov, Marko Dano, Corey Tropp and Jeremy Morin as well as a fourth round pick in the 2016 NHL Draft. The Jackets sign Saad to a six-year contract three days later.

Oct. 21, 2015 – The Blue Jackets replace Head Coach Todd Richards with John Tortorella, the winningest U.S.-born coach in NHL history who led the Tampa Bay Lightning to the 2004 Stanley Cup championship.

Nov. 3 - 28, 2015 – Columbus ties the club record for wins in the month of November (8-5-0, .615 point percentage), originally set in November 2010 (8-4-0).

Dec. 16, 2015 – The Blue Jackets and Nationwide Arena were selected to host Team USA's training camp in advance of the World Cup of Hockey 2016 Tournament. Camp begins Sept. 6, 2016 and concludes with a pre-tournament game against Canada on Friday, Sept. 9.

Jan. 6, 2016 – Columbus acquires D Seth Jones (2013) from Nashville for C Ryan Johansen (2011) in an exchange of former fourth overall selections.

Jan. 25, 2016 – Cam Atkinson registers the 27th hat trick in franchise history with three goals in a 5-2 win over Montreal at Nationwide Arena.

Jan. 29, 2016 – LW Brandon Saad participates in his first NHL All-Star Game held at Bridgestone Arena, recording an assist for the Metropolitan Division in a semifinal meeting against the Atlantic Division.

Feb. 2 - 29, 2016 – The Jackets tied the club record for wins in the month of February (7-3-3, .654 point percentage), originally set in February 2009 (7-4-1).

Feb. 25, 2016 – Nick Foligno tallies the 28th hat trick in franchise history with three goals in a 6-1 win over New Jersey at Nationwide Arena.

Mar. 2, 2016 – Four Blue Jackets are selected to participate in the World Cup of Hockey 2016 in the NHL's initial announcement of rosters. G Sergei Bobrovsky was selected to represent Team Russia while LW Brandon Saad, D Seth Jones and D Ryan Murray were selected to represent Team North America, players from Canada and the United States who are 23 or under as of Oct. 1, 2016.

Apr. 2, 2016 – Brandon Saad notches his first career NHL hat trick (natural) and the 29th hat trick in franchise history with three goals in a 5-1 win over Carolina at PNC Arena.

Apr. 13, 2016 – Associate Coach Craig Hartsburg, who joined the organization in 2012, announces his retirement from coaching after a playing and coaching career that spanned nearly four decades.

May 27, 2016 – Blue Jackets forward Brandon Dubinsky and defenseman Jack Johnson are selected to represent Team USA at the World Cup of Hockey 2016.

June 12, 2016 – Oliver Bjorkstrand scores with 1.9 seconds remaining in OT in a 1-0 victory of Game 4 to give Cleveland's Lake Erie Monsters, the Blue Jackets' AHL affiliate, a sweep of the Hershey Bears in the Calder Cup final. The Monsters, which went 15-2 in the postseason, captured the first championship in franchise history and the first by a Columbus affiliate.

June 17, 2016 – Brad Shaw is named assistant coach of the Blue Jackets after spending the previous 10 years with the St. Louis Blues, including as an associate coach from 2012-16.

FRANCHISE TIMELINE



June 24 - 25, 2016 – The Blue Jackets select five players, including Cape Breton C/ LW Pierre-Luc Dubois third overall at the 2016 NHL Draft at the First Niagara Center in Buffalo, New York.

June 29, 2016 – The Jackets sign D Seth Jones to a six-year contract extension.

June 29, 2016 – Columbus buys out the contract of D Fedor Tyutin and two days later, the contract for RW Jared Boll. They had played the second and fourth most games in franchise history.

July 6, 2016 – Former NHL player Basil McRae is named director of player personnel for the Blue Jackets. In addition, Head Amateur Scout Ville Siren is named director of amateur scouting, while Chris Morehouse is promoted to assistant director of amateur scouting and Josef Boumedienne is promoted to director of European scouting.

Aug. 29, 2016 – Three-time Stanley Cup champion John Madden is named the head coach of the Blue Jackets' American Hockey League affiliate, the Cleveland Monsters, replacing Jared Bednar who was hired as head coach of the Colorado Avalanche.

Sept. 5 - 9, 2016 – Team USA holds its training camp for the World Cup of Hockey 2016 at Nationwide Arena, including a pre-tournament game against Team Canada on Sept. 9.

Sept. 17 - Oct. 1, 2016 – Eight teams participate in the World Cup of Hockey 2016 in Toronto, Canada. Head Coach John Tortorella, C Brandon Dubinsky and D Jack Johnson represent Team USA; LW Brandon Saad, D Ryan Murray and D Seth Jones represent Team North America; G Sergei Bobrovsky represents Team Russia and GM Jarmo Kekalainen serves as assistant general manager for Team Finland.

Oct. 22, 2016 – G Sergei Bobrovsky stops all 32 shots in a 3-0 win at Dallas to become the first netminder in franchise history to record 100 career wins.

Nov. 4, 2016 – Columbus shuts out Montreal 10-0 at Nationwide Arena, setting franchise records for most goals scored, largest victory and largest shutout win. The Jackets scored five goals in the second period, tying the club mark for most goals in a period after first recording the feat in the first period on Mar. 15, 2003 vs. Minnesota in a 5-0 win.

Nov. 20 - Dec. 31, 2016 – The Jackets kick off a franchise-record 11-game road point streak (10-0-1) with a 3-2 win at Washington on Nov. 20. They would outscore their opponents 40-21 during the streak.

Nov. 29, 2016 - Jan. 3, 2017 – The Blue Jackets post the second-longest win streak in NHL history by winning 16-straight games. It was one win short of tying the NHL record set by the 1992-93 Pittsburgh Penguins. Columbus outscored its opponents 62-27 in the 16 wins with three of the wins coming after regulation. The Jackets won all 14 of their December contests, the second-most victories in a perfect single month in league history (Pittsburgh: March 2013). The Blue Jackets also set a franchise record with eight-straight home wins during the stretch (Nov. 29-Jan. 3). G Sergei Bobrovsky, meanwhile, won 14-straight games during the streak, tied for the second longest win streak in NHL history.

Dec. 18, 2016 – Head coach John Tortorella becomes the first American-born coach and 24th overall in NHL history to record 500 career victories after the Blue Jackets win 4-3 in overtime at Vancouver.

Dec. 22, 2016 – Scott Hartnell tallies the 30th hat trick in franchise history with three goals in a 7-1 win over Pittsburgh at Nationwide Arena.

Jan. 29, 2017 – Making their NHL All-Star Game debuts, RW Cam Atkinson (3-2-5), D Seth Jones (2-0-2) and G Sergei Bobrovsky (16 saves) help the Metropolitan Division win the 3-on-3 tournament, including a 4-3 victory over the Pacific Division in the final. It's the largest Blue Jackets representation in the All-Star Game in franchise history. Head coach John Tortorella was selected to coach the squad but missed the All-Star Game festivities.

Mar. 10, 2017 – D Zach Werenski set the franchise rookie record with his 40th point of the season with an assist vs. Buffalo, surpassing LW Rick Nash's record set in 2002-03. He would finish with 11-36-47, the second most points by a defenseman in CBJ history and the sixth-most points by a teenage defenseman in his rookie season in NHL history.

Mar. 19, 2017 – Columbus reached the 100-point mark on the season and punched its ticket to the 2017 playoffs with a 4-1 win at New Jersey, becoming the second team in the league to do so (Washington). It was the third time the franchise competed in the postseason.

Apr. 9, 2017 – The Jackets defeat Toronto 3-1 in the final game of the regular season, reaching the 50-win mark for the first time in franchise history.

June 21, 2017 – Three Blue Jackets win awards at the NHL Awards ceremony held in Las Vegas as head coach John Tortorella earns his second career Jack Adams Trophy (best coach), G Sergei Bobrovsky captures his second career Vezina Trophy (best goaltender) and captain Nick Foligno becomes the first player in league history to win the King Clancy Memorial Trophy and Mark Messier Leadership Award in the same campaign. Bobrovsky (First Team NHL All-Star) and D Zach Werenski (All-Rookie Team) were also finalists for the Hart Memorial Trophy (NHL MVP) and Calder Memorial Trophy (Best Rookie), respectively.

June 23, 2017 – Columbus acquires 2015-16 Calder Trophy winner LW Artemi Panarin along with F Tyler Motte and a sixth round selection in the 2017 NHL Draft from Chicago in exchange for LW Brandon Saad and G Anton Forsberg as well as a fifth round pick in the 2018 NHL Draft.

June 23 - 24, 2017 – The Blue Jackets select seven players, including Grenoble (France) center Alexandre Texier (45th overall), at the 2017 NHL Draft at United Center in Chicago. The club also selected Powell, Ohio native and former Ohio AAA Blue Jacket Carson Meyer in the sixth round (179th overall).

July 31, 2017 – Head coach John Tortorella signs a one-year contract extension through the 2018-19 campaign.

Oct. 19, 2017 – The Columbus Blue Jackets Foundation announces a record setting donation of \$1.2 million granted to local community and youth hockey organizations, surpassing the \$1,050,000 donated the previous year.

Dec. 8, 2017 – LW Artemi Panarin ties Espen Knutsen's single-game franchise record (Mar. 24, 2001 vs. Calgary) with five assists/points at New Jersey.

Feb. 24 - Mar. 22, 2018 – The Blue Jackets tie the club record with eight-straight home victories, outscoring opponents 31-13 over that span.

Feb. 25 - 26, 2018 – Columbus acquires a trio of veteran players prior to the trade deadline to help with a playoff push. C Mark Letestu becomes the sixth player to play in two different stints with the club after being acquired from Nashville while LW Thomas Vanek (Vancouver) and D Ian Cole (Ottawa) also help the team go 13-3-1 in the final 17 contests of the campaign.

Mar. 4 - 22, 2018 – The Blue Jackets record the second-longest winning streak in club history and tied for the longest in the league in the 2017-18 season with 10-straight wins. Eight of the wins came in regulation and two were achieved in overtime as the Jackets outscored opponents 42-22.

Mar. 15 - 29, 2018 – The Jackets become the first team with four hat tricks in five road games since 1991 (Pittsburgh, four in four from Nov. 18-Dec. 5) as RW Cam Atkinson (Mar. 15 at Philadelphia), LW Artemi Panarin (Mar. 20 at NY Rangers), LW Thomas Vanek (Mar. 27 at Edmonton) and C Pierre-Luc Dubois (Mar. 29 at Calgary) notch the 31st-34th hat tricks in franchise history.

Mar. 29, 2018 – John Tortorella surpasses Todd Richards as the winningest coach in franchise history with his 128th win in a 5-1 Jackets' victory at Calgary.

Mar. 31, 2018 – Trailing 4-1, the Jackets score three times in the final 4:58 to tie the game before falling 5-4 in overtime at Vancouver. The point caps off the second best month in club history in wins and points as the Blue Jackets finish 12-3-1 (25 points), trailing the 14 wins/28 points posted in Dec. 2016. D Seth Jones ties a single-game club record for defensemen with four points (1-3-4) and surpasses James Wisniewski for the most points in a single season by a blueliner with his 52nd point on the equalizer.

Apr. 3, 2018 – LW Artemi Panarin leads the Jackets back from a three-goal deficit (1-4) with 1-2-3 in a 5-4 overtime win over Detroit. He sets the single season franchise record for assists and points, surpassing Ray Whitney (52, 2002-03) and Rick Nash (79, 2008-09) respectively in the process. He finishes his first Blue Jackets' campaign with 27-55-82 in 81 games.

Apr. 3, 2018 – D Zach Werenski notches his 16th goal of the campaign to tie teammate D Seth Jones (reached on Mar. 31 at Vancouver) for the most goals by a defenseman in a single season in franchise history, surpassing the 12 goals recorded by Bryan Berard (2005-06) and Jones (2016-17). The duo finished one goal off the league lead for blueliners.



FRANCHISE TIMELINE

Apr. 5, 2018 – Columbus collects a point in a 5-4 overtime loss to Pittsburgh, clinching its second-straight playoff berth for the first time in franchise history. It's the third time in five seasons the club will compete for the Stanley Cup.

Apr. 5, 2018 – Rookie C Pierre-Luc Dubois registers his 48th point of the campaign on his second assist of the game vs. Pittsburgh to surpass D Zach Werenski's single season rookie record (2016-17). The forward earlier set the single season rookie goal record on Mar. 29 at Calgary on the third goal of his first career hat trick (Nash, 17 in 2002-03). He would become the first rookie in CBJ history to play in all 82 games, finishing with 20-28-48.

Apr. 12 - 15, 2018 – The Jackets jumped out to a 2-0 series advantage in the Eastern Conference Quarterfinals over the eventual Stanley Cup champion Washington Capitals after earning two overtime victories on the road. Four of the six games in the series are decided after regulation as the Capitals earned a double overtime victory at Nationwide Arena in Game 3 on the way to winning four-straight and advancing. It's the second-straight year, Columbus has lost to the eventual Stanley Cup champion in the playoffs (Pittsburgh in 2017).

May 4 - 20, 2018 – Twelve members of the Blue Jackets' organization participate in the IIHF World Championships. D Dean Kukan helps Switzerland earn a silver medal. CBJ Assistant GM Bill Zito serves as the general manager for the bronze-medal winning United States team that includes RW Cam Atkinson and LW Sonny Milano.

June 20, 2018 – D Seth Jones is named to the NHL's Second All-Star Team and finishes fourth in voting for the Norris Memorial Trophy (Best Defenseman). He is the first skater in franchise history to be named to a First or Second All-Star Team.

June 22 - 23, 2018 – The Blue Jackets select six players in the 2018 NHL Draft at the American Airlines Center in Dallas, Texas, including London (OHL) C Liam Foudy in the first round (18th overall).

July 5, 2018 – The Jackets name 2002 Stanley Cup champion and 11-year NHL veteran Manny Legace as the club's goaltending coach.

Sept. 6, 2018 – The Blue Jackets announce multi-year contract extensions for President of Hockey Operations John Davidson, General Manager Jarmo Kekalainen and Assistant General Manager Bill Zito, who is also promoted to associate general manager.

Sept. 12, 2018 – The club announces a two-year contract extension with Head Coach John Tortorella.

Sept. 25, 2018 – Columbus and the Buffalo Sabres face off in the Kraft Hockeyville Game at Clinton Arena in Clinton, NY.

Nov. 10 - 24, 2018 – RW Cam Atkinson scores a goal in seven-straight games (nine goals) to tie Geoff Sanderson's franchise record goal streak set from Nov. 5-17, 2002. Atkinson would run his point streak to a career-best 12-straight contests from Nov. 10-Dec. 6 (13-7-20), which is one short of tying Ryan Johansen's club record. The streak included the 35th (Nov. 17 at Carolina) and 36th hat tricks (Dec. 4 vs. Calgary) in franchise history.

Jan. 10, 2019 – Columbus defeats Nashville 4-3 in overtime to improve to 12-0-0 in Thursday games to tie the NHL record set by Detroit (Wednesdays in 2007-08) for the longest win streak on any day to start a campaign. Head coach John Tortorella becomes the 19th coach in NHL history (sixth active) to post 600 career wins with the victory.

Jan. 15-19, 2019 – Head Coach John Tortorella surpasses Ken Hitchcock as the longest-tenured head coach in Blue Jackets history on Jan. 15 vs. New Jersey, while Jarmo Kekalainen moves past Doug MacLean as the longest-tenured general manager in club history on Jan. 19 at Minnesota.

Jan. 25, 2019 – Playing in their second NHL All-Star Games, RW Cam Atkinson (3-2-5) and D Seth Jones (2-2-4) help the Metropolitan Division win the 3-on-3 tournament title for the second time in three years after a 10-5 victory over the Pacific Division in the final.

Feb. 16, 2019 – New Albany, Ohio's Kole Sherwood makes his NHL debut at Chicago, becoming the first Columbus-area native to play for the Blue Jackets and the fifth to play in an NHL regular season game.

Feb. 22 - 25, 2019 – The Blue Jackets acquire four veteran players prior to the trade deadline. C Matt Duchene, LW Ryan Dzingel, D Adam McQuaid and G Keith Kinkaid help the club go 12-8-1 in the final 21 contests, including a 7-1-0 mark in the last eight games of the campaign.

Feb. 28, 2019 – D Seth Jones notches his seventh overtime goal as a Blue Jacket to break LW Rick Nash's club career record in a 4-3 win over Philadelphia.

Mar. 30, 2019 – RW Cam Atkinson scores his 40th and 41st goals of the campaign at Nashville to tie LW Rick Nash's club record for goals in a season (2003-04) and join the former CBJ captain as the franchise's lone 40-goals scorers.

Apr. 5 - 6, 2019 – LW Artemi Panarin notches a goal and the shootout game-winner on Apr. 5 at the NY Rangers to clinch Columbus' third-straight appearance in the Stanley Cup Playoffs. He collects two assists a day later at Ottawa and finishes with 28-59-87 in 79 games to break his own club record for assists and points in a single season.

Apr. 6, 2019 – Columbus defeats Ottawa 6-2 to close out the second-best season in franchise history at 47-31-4 (98 pts.). The Jackets also set franchise new club records in road wins and points at 25-14-2 (52 pts.).

Apr. 10, 2019 – Trailing 3-0 after the opening period, the Blue Jackets storm back to score four-straight goals to defeat the Presidents' Trophy-winning Tampa Bay Lightning 4-3 in Game One of the Eastern Conference Quarterfinals at Amalie Arena.

Apr. 16, 2019 – The Blue Jackets beat the Lightning 7-3 in Game Four to earn the first playoff series win in franchise history and become just the fourth team in NHL history to sweep the regular season's best team in a best-of-seven series in the postseason.



Apr. 27 - May 6, 2019 – The Jackets and Boston Bruins play an entertaining Eastern Conference Semifinal series with four of the six games decided by a single goal, including two in overtime. Columbus jumps out to a 2-1 series lead before falling in six contests to the eventual Stanley Cup finalists. A franchise-record 19,431 people are in attendance at Nationwide Arena for Game Four on May 2.

May 17, 2019 – John Davidson steps down as president of hockey operations to become president of the NY Rangers. The club went 285-209-46 (.570) and earned four Stanley Cup Playoffs berths since Davidson took over in October 2012.

June 13, 2019 – The organization announces promotions in its hockey operations department as Bill Zito is promoted to senior vice president of hockey operations, associate general manager and alternate governor; while Basil McRae and Josh Flynn are promoted to assistant general managers and Chris Clark is named director of player personnel. In addition, former captain Rick Nash rejoins the club and as special assistant to the general manager.

June 18, 2019 – Chris Clark is named general manager of the AHL's Cleveland Monsters and long-time University of Wisconsin head coach Mike Eaves is named head coach of the club.

June 22 - 23, 2019 – The Blue Jackets select three players in the 2019 NHL Draft at Rogers Arena in Vancouver, British Columbia. The club's top pick is Swedish defenseman Eric Hjorth, who is taken in the fourth round, 104th overall.

ALL-TIME TRANSACTIONS



2000

- May 4** Signed G Greg Gardner as a free agent.
- May 8** Signed LW Jonathan Schill as a free agent.
- May 8** Signed LW Mathieu Darche as a free agent.
- May 11** Acquired C Chris Nielsen from NY Islanders for fourth and ninth round picks in the 2000 Entry Draft.
- May 17** Signed LW Jeremy Reich as a free agent.
- May 25** Acquired C Espen Knutsen from Anaheim for a fourth round pick in the 2001 Draft.
- May 26** Signed C Blake Bellefeuille as a free agent.
- May 26** Claimed D Jamie Heward off waivers from NY Islanders.
- May 29** Signed D Dan Watson as a free agent.
- May 30** Signed LW Martin Spanhel as a free agent.
- June 2** Signed RW Reggie Savage as a free agent.
- June 5** Signed C Brad Moran as a free agent.
- June 7** Acquired G Marc Denis from Colorado for a second round pick in the 2000 Entry Draft.
- June 8** Signed RW David Vyborny as a free agent.
- June 12** Acquired RW Jan Caloun, a ninth round pick in the 2000 Draft and future considerations from San Jose for future considerations.
- June 12** Acquired LW Krzysztof Oliwa from New Jersey for third round pick in the 2001 Draft.
- June 22** Selected 26 players in the Expansion Draft.



- June 23** Acquired D Jean-Luc Grand-Pierre, RW Matt Davidson, a fifth round pick in the 2000 Entry Draft and a fifth round pick in the 2001 Draft from Buffalo for past considerations.
- June 23** Acquired D Deron Quint from New Jersey for past considerations.
- July 3** Signed D Lyle Odelein as a free agent.
- July 4** Signed G Ron Tugnutt as a free agent.
- July 7** Signed D Frantisek Kucera as a free agent.
- July 11** Signed C Serge Aubin as a free agent.
- July 18** Signed D Michael Gaul as a free agent.
- July 20** Signed D Petteri Nummelin.
- July 24** Signed RW Jan Caloun.
- Aug. 3** Signed C Bill Bowler as a free agent.
- Aug. 3** Signed LW Sean Selmser as a free agent.
- Aug. 3** Signed D Andrei Stryubko as a free agent.
- Aug. 7** Signed D Sergei Klimentiev as a free agent.
- Aug. 16** Acquired RW Kent McDonell from Detroit for a sixth round pick in the 2003 Draft.
- Aug. 24** Signed D Kevin Dahl as a free agent.
- Aug. 24** Signed RW Mike Maneluk as a free agent.
- Aug. 31** Signed G Marc Denis, restricted free agent, to a multi-year contract.
- Sept. 24** Signed D Tyler Sloan as a free agent.
- Oct. 2** Signed D Rostislav Klesla, a first round draft pick in the 2000 Draft, to a three-year contract.
- Oct. 6** Signed LW Steve Maltais as a free agent, to a one-year contract.
- Nov. 9** Acquired G Jean-Francois Labbe from NY Rangers for D Bert Robertsson.
- Nov. 23** Placed RW Jan Caloun on unconditional waivers.
- Nov. 27** Signed RW Alexander Selivanov as a free agent, to a one-year contract.

2001

- Jan. 14** Acquired a third round pick in the 2001 Draft from Pittsburgh for LW Krzysztof Oliwa.
- Jan. 31** Signed LW Jody Shelley as a free agent.

- Mar. 13** Acquired LW Ray Whitney and considerations from Florida for C Kevyn Adams and a fourth round pick in the 2001 Draft.



- Mar. 13** Acquired a third round pick in the 2001 Draft from Buffalo for RW Steve Heinze.
- Mar. 13** Acquired a sixth round pick in the 2001 Draft from Pittsburgh for D Frantisek Kucera.
- Mar. 13** Claimed RW Blake Sloan off waivers from Dallas.
- Mar. 14** Re-signed D Radim Bicanek, to a multi-year contract.
- May 7** Signed G Karl Goehring as a free agent.
- May 10** Signed D Duvie Westcott as a free agent.
- May 18** Claimed C Sean Pronger off waivers from NY Islanders.
- May 29** Signed C Brett Harkins as a free agent.
- May 31** Signed D Jeff Ware as a free agent.
- June 20** Signed C Andrej Nedorost.
- June 20** Signed LW Martin Paroulek.
- June 24** Acquired D Paul Manning from Calgary for a fifth round pick in the 2001 Draft.
- July 7** Signed RW David Ling as a free agent.
- July 7** Signed C Mike Sillinger as a free agent, to a multi-year contract.
- July 9** Re-signed RW Blake Sloan to a multi-year contract.
- July 10** Signed D Darrel Scoville as a free agent.
- July 13** Re-signed C Tyler Wright to a multi-year contract.
- July 31** Re-signed D Mattias Timander.
- July 31** Re-signed RW Matt Davidson.
- July 31** Re-signed D Andrei Stryubko.
- July 31** Re-signed G Greg Gardner.
- Aug. 3** Re-signed D Jamie Pushor.
- Aug. 23** Re-signed LW Geoff Sanderson to a one-year contract.
- Aug. 29** Acquired RW Grant Marshall from Dallas for a second round pick in the 2003 Draft.
- Sept. 17** Signed G Andrew Penner as a free agent.
- Sept. 17** Signed D Derrick Walser as a free agent.
- Sept. 24** Re-signed D Deron Quint to a two-year contract.
- Sept. 28** Claimed LW Kirk Muller off waivers from Dallas.
- Sept. 28** Acquired D Evgeny Petrochinin from Dallas for LW Kirk Muller.
- Oct. 19** Signed G Shane Bendera to a multi-year contract.

2002

- Mar. 15** Acquired a fourth round pick in the 2003 Draft from Pittsburgh for D Jamie Pushor.
- Mar. 19** Acquired D Jaroslav Spacek and a second round pick in the 2003 Draft from Chicago for D Lyle Odelein.
- Mar. 19** Acquired D Jamie Allison from Calgary for RW Blake Sloan.
- Apr. 22** Re-signed LW Jody Shelley to a multi-year contract.
- Apr. 23** Signed G Pascal Leclaire, first round pick and eighth overall, to a multi-year contract.
- May 28** Re-signed RW David Vyborny to a one-year contract.
- May 28** Signed C Sean Pronger to a multi-year deal.
- May 28** Signed D Scott Heffernan to a multi-year deal.
- June 2** Signed RW Ben Knopp to a multi-year contract.
- June 18** Acquired 20th overall pick in the 2002 Draft from Dallas for G Ron Tugnutt and the 32nd pick in the 2002 Draft.
- June 22** Acquired first overall pick in the 2002 Draft from Florida for third overall pick and future considerations.
- June 22** Acquired rights to LW Mike Pandolfo and the 30th overall pick in the 2002 Draft from Buffalo for the 20th overall pick in the 2002 Draft.



ALL-TIME TRANSACTIONS

- June 22** Acquired the 41st and 96th picks overall in the 2002 Draft from Atlanta for the 30th overall in the 2002 Draft.
- June 22** Acquired a fourth round pick in the 2002 Draft from NY Islanders for D Mattias Timander.
- June 23** Acquired sixth and seventh round picks in the 2002 Draft from Philadelphia for a fifth round pick in the 2003 Draft.
- June 23** Acquired ninth round pick in the 2002 Draft from Florida for ninth round pick in the 2003 Draft.
- June 26** Re-signed RW Grant Marshall to a multi-year deal.
- June 26** Signed C/LW Lasse Pirjeta to a one-year deal, with the option for a second season.
- June 27** Re-signed G Marc Denis to a multi-year contract.
- July 2** Signed RW Tim Jackman to a multi-year contract.
- July 4** Signed D Scott Lachance as a free agent, to a multi-year contract.
- July 4** Signed D Luke Richardson as a free agent, to a multi-year contract.



- July 8** Signed LW Mike Pandolfo to a multi-year deal.
- July 8** Re-signed D Jamie Allison to a one-year contract.
- July 17** Signed C Don MacLean as a free agent, to a one-year deal with a club option for a second season.
- July 29** Re-signed C Espen Knutsen to a multi-year deal.
- July 29** Re-signed D Jean-Luc Grand-Pierre to a multi-year deal.
- July 29** Re-signed LW Geoff Sanderson to a one-year deal.
- Aug. 15** Signed C Andrew Cassels as a free agent, to a multi-year contract.
- Oct. 4** Claimed D Mathieu Biron from Tampa Bay in the 2002 Waiver Draft.
- Oct. 4** Acquired RW Petr Tenkrat from Florida in exchange for D Mathieu Biron.
- Oct. 5** Claimed RW Hannes Hyvonen off waivers from Florida.
- Oct. 7** Signed LW Rick Nash to a three-year contract.
- Dec. 2** Traded RW Chris Nielsen and the rights to D Peterri Nummelin to Atlanta for RW Tomi Kallio and D Pauli Levokari.

2003

- Jan. 1** Announced LW Tomi Kallio was claimed off waivers by Philadelphia.
- Jan. 20** Signed D Darren Van Impe as a free agent.
- Feb. 10** Acquired D Brandon Buckley from Pittsburgh for D Pauli Levokari.
- Mar. 10** Traded RW Grant Marshall to New Jersey for a conditional draft pick.
- May 7** Re-signed LW Geoff Sanderson and RW David Vyborny.
- May 15** Re-signed D Duvie Westcott.
- May 15** Signed LW Joe Motzko as a free agent.
- June 2** Signed G Fred Brathwaite as a free agent.
- June 3** Signed D Aaron Johnson to a multi-year contract.
- June 12** Re-signed C Don MacLean to a one-year contract with an option for a second season.
- June 12** Re-signed D Pauli Levokari to a one-year contract with an option for a second season.
- July 1** Re-signed C Andrew Cassels to a multi-year contract.
- July 3** Signed C Todd Marchant as a free agent, to a multi-year contract.
- July 3** Signed RW Trevor Letowski as a free agent, to a multi-year contract.
- July 15** Signed C Mark Hartigan as a free agent, to a one-year contract.
- July 15** Signed D Alexander Guskov to a multi-year deal.
- July 18** Re-signed D Derrick Walser.
- July 18** Re-signed D Darrel Scoville.
- July 22** Acquired D Darryl Sydor from Dallas for C Mike Sillinger and a second round pick in the the 2004 Draft.
- July 24** Re-signed D David Ling.
- July 24** Re-signed C Brad Moran.

- Aug. 14** Re-signed RW Kent McDonell.
- Aug. 14** Re-signed LW Jeremy Reich.
- Aug. 15** Signed RW Nikolai Zherdev to a multi-year contract.
- Aug. 26** Re-signed G Karl Goehring.
- Oct. 3** Claimed C Travis Green from Toronto in Waiver Draft.
- Oct. 3** Acquired a sixth round choice in the 2004 Draft from Boston in exchange for C Travis Green.
- Oct. 3** Announced RW Petr Tenkrat was claimed by Toronto in the Waiver Draft.
- Oct. 6** Signed C Dan Fritsche to a multi-year contract.
- Oct. 10** Signed D Anders Eriksson to a one-year, two-way NHL/AHL contract.
- Oct. 30** Acquired D Zenith Komarniski from Vancouver for C Sean Pronger.
- Nov. 21** Claimed C Manny Malhotra off waivers from Dallas.
- Dec. 10** Signed D Jamie Pushor as a free agent to a one-year contract.
- Dec. 16** Announced buy-out agreement had been reached with C Espen Knutsen.
- Dec. 31** Announced D Jean-Luc Grand-Pierre was claimed off waivers by Atlanta.

2004

- Jan. 9** Announced D Todd Rohloff was claimed off waivers by Washington.
- Jan. 23** Acquired an eighth round pick in the 2004 Draft from NY Rangers for D Jamie Pushor.
- Jan. 27** Acquired C Alexander Svitov and a third round pick in the 2004 Draft for D Darryl Sydor and a fourth round pick in the 2004 Draft.
- Mar. 9** Acquired a third round pick in the 2004 Draft from Vancouver for LW Geoff Sanderson.
- Mar. 9** Acquired C Brian Holzing from Pittsburgh for C Lasse Pirjeta.
- Mar. 19** Signed RW Steven Goertzen to a multi-year contract.
- Apr. 12** Signed D Prestin Ryan as a free agent.
- Apr. 15** Signed C Greg Mauldin as a free agent to a multi-year deal.
- Apr. 15** Signed RW Brandon Sugden to a one-year, two-way NHL/AHL contract.
- June 1** Signed D Ole-Kristian Tollefsen to a multi-year contract.
- June 1** Signed RW Tim Konsorada to a multi-year contract.
- June 10** Re-signed D Rostislav Klesla to a one-year contract.
- June 16** Acquired G Arturs Irbe from Carolina in exchange for future considerations.
- June 28** Claimed LW Geoff Sanderson off waivers from Vancouver.
- June 28** Re-signed G Karl Goehring.
- June 30** Re-signed RW Kent McDonell.
- June 30** Signed RW Tyler Kolarik and C Raffaele Sannitz to entry level contracts.
- July 6** Acquired D Rostislav Suchy and a sixth round pick in the 2005 Draft from Phoenix in exchange for a fourth round pick in the 2005 Draft.
- July 7** Re-signed C Mark Hartigan.
- July 7** Signed D Andre Lakos and F Mattias Trattnig as free agents.
- July 22** Re-signed D Darrel Scoville.
- Aug. 26** Re-signed LW Mike Pandolfo.
- Aug. 31** Re-signed C Brad Moran.
- Sept. 7** Claimed C Jeff Panzer off waivers from St. Louis.
- Sept. 14** Re-signed RW David Vyborny and G Marc Denis to multi-year contracts.
- Sept. 14** Claimed D Francois Beauchemin off waivers from Montreal.

2005

- July 28** Exercised option on a one-year contract with D Radoslav Suchy.
- July 28** Re-signed RW Joe Motzko to a two-year, two-way NHL/AHL contract.
- July 28** Re-signed D Duvie Westcott to a two-year contract.
- July 28** Signed C Philippe Dupuis and D Marc Methot to three-year, entry level contracts.
- July 30** Acquired a fourth round pick in the 2005 Draft from Carolina for a fourth round pick in the 2006 Draft and the rights to D Derrick Walser.
- Aug. 1** Re-signed D Francois Beauchemin to a two-year contract.
- Aug. 2** Signed D Adam Foote as a free agent, to a three-year contract.
- Aug. 3** Signed D Bryan Berard as a free agent, to a two-year contract.
- Aug. 4** Signed G Martin Prusek as a free agent, to a one-year contract.
- Aug. 8** Re-signed LW Rick Nash to a five-year contract.
- Aug. 10** Signed C Jan Hrdina as a free agent, to a one-year contract.
- Aug. 11** Signed C Ben Simon as a free agent, to a one-year contract.
- Aug. 12** Re-signed D Jeff MacMillan as a free agent, to a one-year contract.
- Aug. 15** Re-signed RW Tim Jackman, D Rostislav Klesla, G Pascal Leclaire and RW Brandon Sugden to one-year contracts.
- Aug. 16** Signed C Andrew Murray to an entry level contract.

ALL-TIME TRANSACTIONS



- Aug. 19** Signed RW Jaroslav Balastik to a one-year contract.
- Aug. 22** Re-signed C Mark Hartigan to a two-year, two-way NHL/AHL contract.
- Aug. 22** Signed D Mark Flood as a free agent, to a three-year entry level contract.
- Aug. 22** Signed C Peter Sarno to a one-year, two-way NHL/AHL contract.
- Aug. 29** Signed RW Alexandre Picard and G Tomas Popperle to three-year contracts.
- Oct. 3** Signed C Gilbert Brule to a three-year contract.
- Oct. 4** Claimed D Andy Delmore off waivers from Detroit.
- Oct. 5** Signed D Jamie Pushor to a one-year contract.
- Oct. 8** Acquired D Cale Hulse, C Mike Rupp, LW Jason Chimera from Phoenix for LW Geoff Sanderson and RW Tim Jackman.
- Nov. 15** Acquired C Sergei Fedorov, a fifth round pick in the 2006 Draft from Anaheim for D Francois Beauchemin and C Tyler Wright.



- Nov. 25** Signed C Geoff Platt as a free agent, to a multi-year contract.
- Nov. 29** Claimed D Ron Hainsey off waivers from Montreal.
- Dec. 30** Signed LW Darcy Verot as a free agent, to a one-year contract.

2006

- Feb. 3** Signed C Joakim Lindstrom to a three-year entry level contract.
- Feb. 28** Acquired LW Cam Severson from Calgary for D Cale Hulse.
- Mar. 8** Traded D Luke Richardson to Toronto for a conditional draft pick.
- Apr. 18** Re-signed D Rostislav Klesla to a four-year contract.
- May 5** Re-signed RW David Vyborny to a two-year contract.
- June 1** Signed G Dan LaCosta, RW Petr Pohl and D Kyle Wharton to three-year entry level contracts.
- June 15** Re-signed LW Jody Shelley to a two-year contract.
- June 20** Re-signed C Manny Malhotra to a three-year contract.
- June 30** Acquired LW Fredrik Modin and G Fredrik Norrena from Tampa Bay for G Marc Denis.
- July 1** Signed D Kris Russell to an entry level contract.
- July 1** Signed D Anders Eriksson as a free agent, to a one-year contract.
- July 1** Re-signed C Alexander Svitov to a multi-year contract.
- July 6** Signed G Ty Conklin as a free agent to a one-year, two-way NHL/AHL contract.
- July 6** Signed D Tomas Kloucek to a one-year, two-way NHL/AHL contract.
- July 11** Re-signed D Ron Hainsey to a two-year contract.
- July 18** Re-signed G Pascal Leclaire to a two-year contract.
- July 21** Signed C Janne Hauhtonen to a one-year, two-way NHL/AHL contract.
- July 21** Signed D Jamie Pushor to a one-year, two-way NHL/AHL contract.
- July 22** Re-signed LW Jason Chimera to a two-year contract.
- Aug. 8** Signed D Filip Novak to a two-year, two-way NHL/AHL contract.
- Aug. 22** Signed C Eric Boguniecki to a one-year, two-way NHL/AHL contract.
- Sept. 13** Signed RW Anson Carter as a free agent to a one-year contract.
- Sept. 28** Re-signed RW Nikolai Zherdev to a three-year contract.
- Oct. 25** Acquired D Ryan Caldwell from NY Islanders for C Eric Boguniecki.
- Nov. 29** Acquired D Derrick Walser from Carolina for D Mark Flood.

2007

- Jan. 26** Acquired LW Curtis Glencross, C Zenon Konopka and a conditional seventh round pick in either the 2007 or 2008 Draft from Anaheim in exchange for RW Joe Motzko, C Mark Hartigan and a fourth round pick in the 2007 Draft.
- Feb. 11** Re-signed G Fredrik Norrena to a multi-year contract.
- Feb. 23** Acquired a fifth round pick in the 2008 Draft from Carolina for RW Anson Carter.
- Feb. 26** Re-signed LW Fredrik Modin to a multi-year contract.
- Feb. 27** Acquired a fifth round pick in the 2007 Draft from Buffalo for G Ty Conklin.

- Feb. 27** Claimed G Brian Boucher off waivers from Chicago.
- Mar. 19** Signed D Jon Landry as a free agent, to a two-year entry level contract.
- Mar. 24** Signed D Darcy Campbell as a free agent, to a two-year entry level contract.
- Mar. 27** Signed LW Tom Sestito to a three-year entry level contract.
- Apr. 7** Signed RW Jared Boll to a three-year entry level contract.
- Apr. 7** Signed RW Derek Dorsett to a three-year entry level contract.
- May 9** Signed G Steve Mason to a three-year entry level contract.
- May 16** Acquired a fifth round pick in the 2007 Draft from Boston in exchange for the rights to D Adam McQuaid.
- May 25** Signed LW Kirill Starkov to a three-year entry level contract.
- June 1** Signed D Mikko Maenpaa to a one-year, two-way NHL/AHL contract.
- July 1** Signed D Sheldon Brookbank as a free agent, to a one-year contract.
- July 2** Re-signed D Ole-Kristian Tollefsen to a two-year contract.
- July 2** Re-signed C Alexander Svitov to a two-year contract.
- July 3** Signed C Jiri Novotny as a free agent, to a two-year contract.
- July 5** Signed D Jan Hejda as a free agent, to a one-year contract.
- July 10** Re-signed LW Curtis Glencross, LW Joakim Lindstrom and C Andrew Murray to one-year, two-way NHL/AHL contracts.
- July 10** Re-signed RW Steve Goertzen to a two-year, two-way NHL/AHL contract.
- July 11** Signed C Derek MacKenzie to a one-year, two-way NHL/AHL contract.
- July 11** Signed D Dan Smith as a free agent, to a one-year, two-way NHL/AHL contract.
- Aug. 3** Signed C Jakub Voracek to a three-year entry level contract.
- Aug. 7** Signed C Kris Beech as a free agent to a one-year, two-way NHL/AHL contract.
- Aug. 23** Signed C Michael Peca as a free agent to a one-year contract.
- Sept. 13** Suspended C Alexander Svitov.
- Nov. 6** Signed RW Stefan Legein to a three-year entry level contract.
- Nov. 15** Acquired D Aaron Rome and D Clay Wilson from Anaheim in exchange for C Geoff Platt.

2008

- Jan. 29** Acquired a sixth round pick in the 2009 Draft from San Jose in exchange for LW Jody Shelley.
- Feb. 1** Acquired D Dick Tarnstrom from Edmonton in exchange for LW Curtis Glencross.
- Feb. 26** Acquired conditional first and fourth round picks from Colorado in exchange for D Adam Foote.
- Feb. 26** Acquired D Theo Ruth from Washington in exchange for C Sergei Fedorov.
- Feb. 28** Acquired LW Nate DiCasmirro from Phoenix in exchange for RW Steven Goertzen.
- Mar. 7** Re-signed C Andrew Murray to a three-year contract.
- Mar. 28** Signed D Nick Holden to a three-year entry level contract.
- Apr. 7** Signed D Grant Clitsome to a three-year entry level contract.
- Apr. 29** Re-signed D Jan Hejda to a three-year contract.
- May 27** Acquired D Jonathan Sigalet from Boston for the rights to LW Matt Marquardt.
- June 20** Acquired C R.J. Umberger and a fourth round pick in the 2008 Draft from Philadelphia for first and third round picks in the 2008 Draft.
- June 21** Acquired a fourth and fifth round pick in the 2008 Draft from Boston for a fourth round pick in the 2008 Draft.
- July 1** Acquired LW Raffi Torres from Edmonton for C Gilbert Brule.
- July 1** Signed D Mike Commodore as a free agent, to a five-year contract.
- July 2** Acquired D Fedor Tyutin and D Christian Backman from NY Rangers for C Dan Fritsche and RW Nikolai Zherdev.
- July 2** Signed RW Kristian Huselius as a free agent, to a four-year contract.
- July 7** Signed C R.J. Umberger to a four-year contract.
- July 7** Re-signed D Clay Wilson to a one-year, two-way NHL/AHL contract.
- July 7** Re-signed D Andrey Plekhanov to a two-year, two-way NHL/AHL contract.
- July 7** Signed LW John Vigilante to a one-year, two-way NHL/AHL contract.
- July 9** Signed C Nikita Filatov to a three-year entry level contract.
- July 11** Re-signed C Michael Peca to a one-year contract.
- July 14** Re-signed C Derek MacKenzie to a two-year, two-way NHL/AHL contract.
- July 14** Signed LW Craig MacDonald to a one-year, two-way NHL/AHL contract.
- July 15** Acquired conditional draft pick from Anaheim for LW Joakim Lindstrom.
- July 16** Re-signed LW Alexandre Picard a one-year, two-way NHL/AHL contract.
- July 16** Re-signed D Marc Methot a one-year, two-way NHL/AHL contract.
- July 16** Signed C Steve Kelly as a free agent to a one-year, two-way NHL/AHL contract.
- July 17** Re-signed D Aaron Rome to a one-year, two-way NHL/AHL contract.
- July 25** Signed LW Mike York as a free agent to a one-year contract.




ALL-TIME TRANSACTIONS

July 30 Re-signed G Pascal Leclaire to a three-year contract.
Aug. 29 Signed RW Maksim Mayorov to a three-year entry level contract.

2009

Jan. 10 Acquired RW Mike Blunden from Chicago for RW Adam Pineault.
Jan. 14 Acquired C Jason Williams from Atlanta for D Clay Wilson and San Jose's sixth round pick in the 2009 Draft.
Jan. 17 Claimed G Wade Dubielewicz off waivers from NY Islanders.
Feb. 21 Claimed C Chris Gratton off waivers from Tampa Bay.
Mar. 4 Acquired C Antoine Vermette from Ottawa for G Pascal Leclaire and a second round pick in the 2009 Draft.
Mar. 4 Acquired G Kevin Lalande from Calgary for a fourth round pick in the 2009 Draft.
July 1 Signed D Brent Regner to a three-year entry level contract.
July 1 Signed C Samuel Pahlsson as a free agent to a three-year contract.
July 1 Signed G Mathieu Garon as a free agent to a two-year contract.
July 3 Signed C Trevor Frischmon to a one-year, two-way NHL/AHL contract.
July 3 Signed LW Rick Nash to an eight-year contract extension.



July 6 Signed C Pascal Pelletier to a one-year, two-way NHL/AHL contract.
July 10 Re-signed D Jonathan Sigalet to a two-year, two-way NHL/AHL contract.
July 14 Signed D Mathieu Roy to a one-year, two-way NHL/AHL contract.
July 21 Re-signed RW Mike Blunden to a one-year, two-way NHL/AHL contract.
July 21 Signed D John Moore to a three-year entry level contract.
July 22 Re-signed D Marc Methot to a two-year contract.
July 28 Re-signed G Dan LaCosta to a one-year, two-way NHL/AHL contract.
Sept. 9 Re-signed LW Alexandre Picard to a one-year contract.
Sept. 12 Re-signed RW Derek Dorsett to a two-year contract extension.
Sept. 15 Re-signed C Antoine Vermette to a five-year contract extension.
Sept. 28 Acquired D Anton Stralman from Calgary for a third round pick in the 2010 Draft.
Oct. 8 Acquired LW Jordan LaVallee-Smotherman from Atlanta for future considerations.
Oct. 20 Acquired D Michael Ratchuk from Philadelphia for RW Stefan Legein.
Dec. 8 Acquired D Brandon Bell and F Tomas Kana from St. Louis for F Pascal Pelletier.
Dec. 28 Acquired D Milan Jurcina and RW Chris Clark from Washington for LW Jason Chimera.

2010

Mar. 1 Acquired C Greg Moore from NY Islanders in exchange for D Dylan Reese.
Mar. 3 Acquired a conditional sixth round pick in the 2010 Draft from Washington for D Milan Jurcina.
Mar. 3 Acquired D Nathan Paetsch and a second round pick in the 2010 Draft from Buffalo for LW Raffi Torres.
Mar. 3 Acquired a conditional seventh round pick in the 2010 Draft from Los Angeles for LW Fredrik Modin.
Mar. 3 Acquired C Chad Kolarik from Phoenix for LW Alexander Picard.
Mar. 3 Acquired the rights to C Matt Rust from Florida for D Mathieu Roy.
Mar. 18 Signed LW Matt Calvert to a three-year entry level contract.
Apr. 12 Signed D Theo Ruth to a three-year entry level contract.
Apr. 29 Signed D Cody Goloubef to a three-year entry level contract.
May 5 Signed G Gustaf Wesslau to a one-year, two-way NHL/AHL contract.
May 6 Signed D Steven Delisle to a three-year entry level contract.
May 18 Signed RW Tomas Kubalik to a three-year entry level contract.
June 3 Signed D David Savard to a three-year entry level contract.

June 9 Re-signed C Tomas Kana to a one-year, two-way, entry level contract.
June 30 Claimed LW Ethan Moreau off waivers from Edmonton.
July 1 Re-signed C Derek MacKenzie to a two-year, two-way NHL/AHL contract.
July 2 Re-signed C Trevor Frischmon to a one-year, two-way contract.
July 2 Signed D Nate Guenin as a free agent, to a one-year, two-way contract.
July 2 Signed C Kyle Wilson as a free agent, to a one-year, two-way contract.
July 7 Signed G David LeNeveu as a free agent, to a one-year, two-way contract.
July 13 Re-signed RW Jared Boll to a two-year contract.
July 15 Re-signed LW Tom Sestito to a one-year, two-way NHL/AHL contract.
July 16 Re-signed C Chad Kolarik to a one-year two-way NHL/AHL contract.
July 22 Re-signed D Grant Clitsome to a one-year two-way NHL/AHL contract.
July 28 Re-signed D Anton Stralman to a one-year contract.
Aug. 10 Re-signed RW Mike Blunden to a one-year two-way NHL/AHL contract.
Aug. 18 Signed RW Ben Guite as a free agent to a one-year contract.
Sept. 9 Signed C Ryan Johansen to a three-year entry level contract.
Sept. 20 Signed G Steve Mason to two-year contract extension.
Oct. 7 Signed F Oliver Gabriel as a free agent to a three-year entry level contract.

2011

Jan. 4 Acquired C Trevor Smith from Anaheim in exchange for D Nate Guenin.
Feb. 26 Claimed D Craig Rivet off waivers from Buffalo.
Feb. 28 Acquired LW Scottie Upshall and D Sami Lepisto from Phoenix in exchange for D Rostislav Klesla and C Dane Byers.
Feb. 28 Acquired RW Greg Moore and the rights to C Michael Chaput from Philadelphia in exchange for LW Tom Sestito.
Mar. 1 Acquired RW Petr Kalus from Minnesota in exchange for future considerations.
Mar. 17 Signed D Anton Blomqvist to a three-year entry level contract.
Mar. 27 Signed RW Cam Atkinson to a two-year entry level contract.
Mar. 29 Signed G Allen York to a two-year entry level contract.
June 10 Re-signed D Grant Clitsome to a two-year contract.
June 20 Re-signed D Nick Holden to a one-year, two-way NHL/AHL contract.
June 23 Acquired C Jeff Carter from Philadelphia in exchange for RW Jakub Voracek and first and third round picks in the 2011 Draft.
June 25 Acquired a third round pick in the 2011 Draft from Ottawa in exchange for LW Nikita Filatov.
June 29 Acquired rights to D James Wisniewski from Montreal in exchange for a seventh round pick in the 2012 Draft (became fifth round pick when Wisniewski signed with CBJ).
June 29 Re-signed RW Mike Blunden to a one-year, two-way NHL/AHL contract.
July 1 Signed D James Wisniewski to a six-year contract.
July 1 Signed G Mark Dekanich as a free agent to a one-year contract.
July 1 Signed G Curtis Sanford to a one-year, two-way NHL/AHL contract.
July 1 Signed D Dalton Prout to a three-year entry level contract.
July 1 Signed C Andrew Joudrey to a two-year, two-way NHL/AHL contract.
July 1 Signed C Nick Drazenovic to a one-year, two-way NHL/AHL contract.
July 4 Signed LW Alexandre Giroux to a one-year, two-way NHL/AHL contract.
July 5 Signed D Aaron Johnson to a one-year, two-way NHL/AHL contract.
July 5 Re-signed D Marc Methot to a four-year contract.
July 6 Signed D Radek Martinek as a free agent, to a one-year contract.
July 7 Acquired C Ryan Russell from Montreal in exchange for RW Mike Blunden.
July 7 Signed LW Dane Byers to a one-year, two-way NHL/AHL contract.
July 7 Signed C Martin St. Pierre to a one-year, two-way NHL/AHL contract.
July 13 Signed C Cody Bass as a free agent to a one-way, NHL/AHL contract.
July 23 Signed C/LW Vinny Prospal as a free agent to a one-year contract.



ALL-TIME TRANSACTIONS



- Aug. 8** Signed LW Dalton Smith to a three-year, entry level contract.
- Aug. 8** Signed RW Ryan Russell to a one-year, two-way NHL/AHL contract.
- Aug. 31** Re-signed D Fedor Tyutin to a six-year contract.
- Nov. 8** Acquired C Mark Letestu from Pittsburgh in exchange for a fourth round pick in the 2012 Draft.
- Nov. 11** Acquired D Nikita Nikitin from St. Louis in exchange for D Kris Russell.

2012

- Jan. 14** Claimed LW Colton Gillies off waivers from Minnesota.
- Jan. 19** Signed D Brett Lebda to a one-year contract.
- Feb. 8** Signed LW Vinny Prospal to one-year contract extension.
- Feb. 22** Acquired a 2012 second round pick, conditional 2013 fifth round pick and G Curtis McElhinney from Phoenix in exchange for C Antoine Vermette.
- Feb. 23** Acquired D Jack Johnson and a conditional first round pick from Los Angeles in exchange for C Jeff Carter.
- Feb. 25** Claimed C Darryl Boyce off waivers from Toronto.
- Feb. 27** Announced D Grant Clitsome was claimed off waivers by Winnipeg.
- Feb. 27** Acquired two fourth round picks in the 2012 Entry Draft and D Taylor Ellington from Vancouver in exchange for C Samuel Pahlsson.
- Mar. 28** Signed G Shawn Hunwick to an amateur tryout contract.
- Mar. 29** Signed C Sean Collins to a two-year entry level contract.
- Mar. 29** Signed G Shawn Hunwick to a one-year contract.
- Apr. 6** Signed D Will Weber to a two-year entry level contract.
- Apr. 12** Signed LW Jake Hansen to a two-year entry level contract.
- Apr. 25** Signed C Nick Drazenovic to a one-year, two-way NHL/AHL contract.
- Apr. 28** Signed C Michael Chaput to a three-year entry level contract.
- May 19** Signed D Austin Madaisky to a three-year entry level contract.
- May 23** Re-signed RW Derek Dorsett to a three-year contract.
- May 24** Re-signed C Ryan Russell to a one-year, two-way NHL/AHL contract.
- May 31** Re-signed C Derek MacKenzie to a two-year contract.
- June 20** Acquired G Sergei Bobrovsky from Philadelphia in exchange for 2012 second and fourth round picks and 2013 fourth round pick.
- June 28** Re-signed D Nikita Nikitin to a two-year contract.
- June 30** Re-signed RW Jared Boll to a two-year contract.
- June 30** Re-signed D Nick Holden to a one-year, two-way NHL/AHL contract.
- July 1** Re-signed G Curtis McElhinney to a one-year, two-way NHL/AHL contract.
- July 1** Signed LW Jonathan Audy-Marchessault to a three-year entry level contract.
- July 1** Acquired LW Nick Foligno from Ottawa in exchange for D Marc Methot.



- July 1** Signed D Adrian Aucoin as a free agent to a one-year contract.
- July 6** Re-signed LW Nick Foligno to a three-year contract.
- July 23** Acquired C Artem Anisimov, C Brandon Dubinsky, D Tim Erixon and a 2013 first round pick from NY Rangers in exchange for LW Rick Nash, D Steven Delisle and a 2013 conditional third round pick.
- July 24** Signed D Ryan Murray to a three-year entry level contract.

2013

- Mar. 10** Acquired RW Spencer Machacek from Winnipeg in exchange for RW Tomas Kubalik.
- Mar. 12** Acquired RW Matt Ford from Philadelphia in exchange for future considerations.
- Apr. 2** Re-signed C Mark Letestu to a two-year contract extension.
- Apr. 3** Acquired RW Marian Gaborik, D Steven Delisle and D Blake Parlett from NY Rangers in exchange for C Derek Dorsett, C Derick Brassard, D John Moore and a sixth round selection at the 2013 NHL Entry Draft.

- Apr. 3** Acquired LW Blake Comeau from Calgary in exchange for a fifth round selection at the 2013 NHL Entry Draft.
- Apr. 3** Acquired G Michael Leighton and a fifth round selection at the 2015 NHL Entry Draft from Philadelphia in exchange for G Steve Mason.
- Apr. 3** Acquired G Patrick Killeen from Pittsburgh in exchange for future considerations.
- Apr. 10** Signed C Lukas Sedlak to a three-year, entry-level contract.
- Apr. 23** Re-signed LW Matt Calvert to a two-year contract extension.
- Apr. 26** Re-signed RW Cam Atkinson to a two-year contract extension.
- May 24** Signed G Curtis McElhinney to a one-year contract.
- May 24** Signed D Ilari Melart to a one-year entry level contract.
- May 28** Signed G Anton Forsberg to a three-year, entry level contract.
- June 26** Re-signed C Artem Anisimov to a three-year contract extension.
- July 1** Re-signed G Sergei Bobrovsky to a two-year contract extension.
- July 5** Signed RW Nathan Horton to a seven-year contract.
- July 5** Signed G Jeremy Smith to a one-year, two-way NHL/AHL contract.
- July 5** Signed RW Cody Bass to a one-year, two-way NHL/AHL contract.
- July 5** Signed RW Blake Comeau to a one-year contract extension.
- July 5** Signed C Ryan Craig to a two-year, two-way NHL/AHL contract.
- July 5** Signed G Mike McKenna to a one-year, two-way NHL/AHL contract.
- July 5** Signed D Thomas Larkin to a two-year entry level contract.
- July 6** Signed D Patrick McNeill to a one-year, two-way NHL/AHL contract.
- July 7** Signed RW Jack Skille to a one-year, two-way NHL/AHL contract.
- July 7** Signed D Frederic St. Denis to a one-year, two-way NHL/AHL contract.
- July 15** Re-signed D David Savard to a one-year, two-way NHL/AHL contract extension.
- July 19** Re-signed D Blake Parlett to a one-year, two-way NHL/AHL contract extension.
- July 19** Re-signed RW Spencer Machacek to a one-year, two-way NHL/AHL contract extension.
- July 25** Re-signed D Cody Goloubef to a one-year, two-way NHL/AHL contract extension.
- Nov. 5** Signed RW Josh Anderson to a three-year, entry-level contract.
- Nov. 28** Claimed RW Corey Tropp off waivers from Buffalo.
- Dec. 26** Signed RW Oliver Bjorkstrand to three-year, entry-level contract.
- Dec. 31** Signed LW Kerby Rychel to three-year, entry-level contract.

2014

- Feb. 6** Acquired F Paul Thompson from Pittsburgh in exchange for F Spencer Machacek.
- Feb. 7** Acquired F Carter Camper from Boston in exchange for D Blake Parlett.
- Mar. 5** Acquired F Matt Frattin and two conditional draft picks from Los Angeles in exchange for F Marian Gaborik.
- Mar. 5** Acquired D Nick Schultz from Edmonton in exchange for a fifth round pick in the 2014 NHL Draft.
- Mar. 5** Acquired D Matt Taormina and F Dana Tyrell from Tampa Bay in exchange for F Jonathan Marchessault and F Dalton Smith.
- Mar. 14** Signed F Marko Dano to a three-year, entry-level contract.
- Mar. 21** Signed G Joonas Korpisalo to three year, entry-level contract.
- Apr. 1** Signed F T.J. Tynan to a two-year, entry-level contract.
- May 8** Signed G Oscar Dansk to a three-year, entry-level contract.
- May 16** Signed F Alexander Wennberg to a three-year, entry-level contract.
- May 30** Signed F Daniel Zaar to a three-year, entry-level contract.
- June 4** Signed F Simon Hjalmarsson to a one-year, two-way NHL/AHL contract.
- June 23** Acquired F Scott Hartnell from Philadelphia in exchange for F R.J. Umberger and a fourth round pick in the 2015 NHL Draft.
- June 23** Signed G Curtis McElhinney to a one-year contract.
- June 28** Signed D Dalton Prout to a two-year contract.
- July 1** Acquired F Jerry D'Amigo and a conditional draft pick from Toronto in exchange for F Matt Frattin.
- July 1** Signed D Frédéric St-Denis to a one-year, two-way NHL/AHL contract.
- July 4** Signed F Brian Gibbons to a one-year, two-way NHL/AHL contract.
- July 5** Signed D David Savard to a two-year contract.
- July 7** Signed F Corey Tropp to a two-year contract.
- July 7** Signed D Cody Goloubef to a one-year, two-way NHL/AHL contract.
- July 8** Signed F Sean Collins to a one-year, two-way NHL/AHL contract.
- July 9** Signed D Will Weber to a one-year, two-way NHL/AHL contract.



ALL-TIME TRANSACTIONS

July 11 Signed F Brandon Dubinsky to six-year extension.
July 15 Signed D Tim Erixon to a one-year contract.
July 28 Signed F Dana Tyrell to a one-year, two-way NHL/AHL contract.
July 29 Signed F Jerry D'Amigo to a one-year, two-way NHL/AHL contract.
Sept. 11 Signed F Sonny Milano to a three-year, entry level contract.
Oct. 2 Claimed RW Jack Skille off waivers from NY Islanders.
Oct. 6 Signed C Ryan Johansen to a three-year contract.
Oct. 7 Claimed F Adam Cracknell off waivers from Los Angeles.
Nov. 15 Acquired D Jordan Leopold from St. Louis in exchange for a 2016 fifth round draft pick.
Nov. 18 Claimed D Kevin Connauton off waivers from Dallas.
Dec. 14 Acquired LW Jeremy Morin from Chicago in exchange for D Tim Erixon.
Dec. 16 Acquired C Luke Adam from Buffalo in exchange for F Jerry D'Amigo.
Dec. 31 Re-signed LW Nick Foligno to a six-year contract.

2015


Jan. 9 Re-signed G Sergei Bobrovsky to a four-year contract.
Feb. 26 Acquired RW David Clarkson from Toronto in exchange for RW Nathan Horton.
Feb. 26 Traded F Adam Cracknell to St. Louis in exchange for future considerations.
Mar. 1 Signed D Dillon Heatherington to a three-year, entry level contract.
Mar. 2 Acquired C William Karlsson, LW Rene Bourque and a 2015 second round pick from Anaheim in exchange for D James Wisniewski and a 2015 third round pick.
Mar. 2 Acquired D Justin Falk and a 2015 fifth round pick from Minnesota in exchange for D Jordan Leopold.
Mar. 2 Re-signed RW Cam Atkinson to a three-year contract.
Mar. 6 Signed F Nick Moutrey to a three-year, entry level contract.
Apr. 20 Signed F Markus Hannikainen to a two-year, entry level contract.
May 28 Re-signed D Cody Goloubef to a two-year contract.
May 29 Re-signed D Justin Faulk to a one-year, two-way NHL/AHL contract.
June 1 Signed D Blake Siebenaler to a three-year, entry level contract and D Dean Kukan to a two-year, entry level contract.
June 8 Re-signed D Austin Madaisky to a one-year, two-way NHL/AHL contract.
June 24 Re-signed G Curtis McElhinney to a two-year contract.
June 30 Acquired the rights to LW Brandon Saad along with D Michael Paliotta and C Alex Broadhurst from Chicago in exchange for C Artem Anisimov, C Marko Dano, LW Corey Tropp, LW Jeremy Morin and a fourth round pick in the 2016 NHL Draft.
July 1 Signed C Gregory Campbell to a two-year contract.
July 2 Signed D Andrew Bodnarchuk to a one-year, two-way NHL/AHL contract.
July 2 Signed D Jaime Sifers to a two-year, two-way NHL/AHL contract.
July 2 Signed LW Brett Gallant to a two-year, two-way NHL/AHL contract.
July 3 Signed D John Ramage to a one-year, two-way NHL/AHL contract.
July 3 Signed LW Brandon Saad to a six-year contract.
July 7 Signed F Kole Sherwood to a three-year, entry level contract.
July 9 Re-signed LW Matt Calvert to a three-year contract.
July 23 Re-signed C Michael Chaput to a one-year, two-way NHL/AHL contract.
Aug. 20 Signed LW Paul Bittner to a three-year, entry level contract.
Sept. 8 Signed D David Savard to a five-year contract extension.
Oct. 1 Signed D Oleg Yevenko to a one-year, two-way NHL/AHL contract.

2016

Jan. 5 Announced D Andrew Bodnarchuk was claimed off waivers by Colorado.
Jan. 6 Acquired D Seth Jones from Nashville in exchange for C Ryan Johansen.



Jan. 13 Announced D Kevin Connauton was claimed off waivers by Arizona.
Feb. 11 Signed D Ryan Murray to a two-year contract extension.
Feb. 29 Signed LW Boone Jenner to a two-year contract extension.
Mar. 1 Signed D John Ramage to a two-year two-way NHL/AHL contract extension.
Mar. 7 Signed D Oleg Yevenko to a one-year two-way NHL/AHL contract extension.
Mar. 21 Signed C Jordan Maletta to a three-year, entry level contract.
Mar. 25 Signed D Dalton Prout to a two-year, contract extension.
Mar. 29 Signed D Zach Werenski to a three-year, entry level contract.
Apr. 15 Signed C Justin Scott to three-year, entry level contract.
Apr. 19 Signed D Gabriel Carlsson to a three-year, entry level contract.
May 3 Signed D Markus Nutivaara to a two-year, entry level contract.
May 25 Signed C Lukas Sedlak to a one-year, two-way NHL/AHL contract extension.
June 17 Signed G Anton Forsberg to a one-year, two-way NHL/AHL contract extension.
June 23 Signed C William Karlsson to a two-year contract extension.
June 25 Acquired D Scott Harrington from Toronto in exchange for F Kerby Rychel.
June 29 Signed D Seth Jones to a six-year contract extension.
June 29 Announced the buyout of D Fedor Tyutin.
July 1 Announced the buyout of RW Jared Boll.
July 1 Signed C/LW Pierre-Luc Dubois to a three-year, entry level contract.



July 1 Signed C Dante Salituro to a three-year, entry level contract.
July 5 Signed D Jacob Graves to a three-year, entry level contract.
July 25 Signed C T.J. Tynan, C Alex Broadhurst and D Scott Harrington to one-year, two-way NHL/AHL contracts.
Aug. 1 Signed C Sam Gagner to a one-year contract.
Nov. 28 Acquired D Ryan Stanton from Colorado in exchange for D Cody Goloubef.
Dec. 23 Signed RW Vitaly Abramov to a three-year, entry level contract.
Dec. 30 Signed C Calvin Thurkauf to a three-year, entry level contract.

2017

Jan. 10 Announced G Curtis McElhinney was claimed off waivers by Toronto.
Feb. 27 Claimed C Zac Dalpe off waivers from Minnesota.
Feb. 28 Signed D Marc-Andre Bergeron to a one-year, two-way NHL/AHL contract.
Mar. 1 Acquired D Kyle Quincey from New Jersey in exchange for D Dalton Prout.
Mar. 1 Acquired LW Lauri Korpikoski from Dallas in exchange for D Dillon Heatherington.
Mar. 16 Signed C Sam Vigneault to a two-year, entry level contract beginning with the 2017-18 season.
Mar. 21 Signed C Lukas Sedlak to a two-year contract extension.
Mar. 21 Signed D Scott Harrington to a two-year contract extension.
Mar. 21 Signed LW Markus Hannikainen to a two-year contract extension.
Apr. 5 Signed D Ryan Collins to a three-year, entry level contract.
May 23 Signed C Kevin Stenlund to a three-year, entry level contract.
May 25 Signed G Matiss Kivlenieks to a three-year, entry level contract.
May 31 Transferred club's second round pick in 2017 NHL Draft to Vancouver for hiring John Tortorella as head coach in October 2015.

ALL-TIME TRANSACTIONS



- June 9** Re-signed C Zac Dalpe to a two-year, two-way NHL/AHL contract.
- June 9** Re-signed D Dean Kukan to a one-year, two-way NHL/AHL contract.
- June 9** Re-signed G Joonas Korpisalo to a two-year contract.
- June 21** In exchange for selecting F William Karlsson in the 2017 NHL Expansion Draft, the Jackets traded their 2017 first round pick, 24th overall, a second round pick in the 2019 NHL Draft and F David Clarkson to the Vegas Golden Knights.
- June 22** Re-signed C Alex Broadhurst to a one-year, two-way NHL/AHL contract.
- June 23** Acquired LW Artemi Panarin, LW Tyler Motte and a 2017 sixth round pick from Chicago in exchange for LW Brandon Saad, G Anton Forsberg and a 2018 fifth round selection.



- June 23** Acquired LW Jordan Schroeder from Minnesota in exchange for C Dante Salituro.
- June 27** Signed LW Jordan Schroeder to a two-year contract.
- June 29** Announced the buyout of LW Scott Hartnell.
- July 1** Signed D Cameron Gaunce to a two-year, two-way NHL/AHL contract.
- July 1** Signed D Andre Benoit to a one-year, two-way NHL/AHL contract.
- Sept. 1** Signed C Alexander Wennberg to a six-year contract.
- Oct. 3** Signed RW Josh Anderson to a three-year contract.
- Nov. 5** Signed RW Maxime Fortier to a three-year entry-level contract.
- Nov. 17** Signed RW Cam Atkinson to a seven-year contract extension.

2018

- Jan. 17** Claimed F Jussi Jokinen off waivers from Los Angeles
- Jan. 22** Traded D John Ramage to Arizona in exchange for future considerations.
- Jan. 22** Acquired G Jeff Zatkoff from Los Angeles in exchange for future considerations.
- Jan. 24** Signed F Nathan Gerbe to a one-year, two-way NHL/AHL contract for the rest of the 2017-18 campaign.
- Feb. 21** Claimed D Taylor Chorney off waivers from Washington.
- Feb. 25** Acquired C Mark Letestu from Nashville in exchange for a 2018 fourth round draft pick.
- Feb. 26** Acquired D Ian Cole from Ottawa in exchange for F Nick Moutrey and a 2020 third round draft pick.
- Feb. 26** Acquired C Ryan Kujawinski from Arizona in exchange for C Jordan Maletta and assigned to Cleveland (AHL).
- Feb. 26** Acquired LW Thomas Vanek from Vancouver in exchange for F Jussi Jokinen and C Tyler Motte.
- Mar. 14** Signed D Dean Kukan to a two-year contract extension.
- Mar. 15** Signed F Nathan Gerbe to a two-year, two-way NHL/AHL contract extension.
- Mar. 26** Signed LW Eric Robinson to a two-year, entry level contract.
- Mar. 29** Signed D Markus Nutivaara to a four-year contract extension.
- May 4** Signed RW Jonathan Davidsson to a three-year, entry level contract.
- May 22** Signed C Alexandre Texier to a three-year, entry level contract.
- June 18** Signed C Alex Broadhurst to a one-year, two-way NHL/AHL contract extension.
- June 27** Acquired G J-F Berube from Chicago in exchange for C Jordan Schroeder.
- July 1** Signed D Tommy Cross and D Adam Clendening to one-year, two-way NHL/AHL contracts.
- July 1** Signed C Riley Nash to a three-year contract.
- July 1** Signed D Dillon Simpson to a two-year, two-way NHL/AHL contract.
- July 5** Signed LW Boone Jenner to a four-year contract extension.
- July 6** Signed LW Anthony Duclair to a one-year contract.
- July 14** Signed D Ryan Murray to a one-year, qualifying offer contract extension.

- July 15** Signed RW Oliver Bjorkstrand to a three-year contract extension.
- July 18** Acquired C Ryan MacInnis from Arizona in exchange for D Jacob Graves and a conditional pick in the 2019 NHL Draft.
- July 30** Signed C Liam Foudy to a three-year, entry level contract.
- Sept. 27** Signed C Mark Letestu to a one-year, two-way NHL/AHL contract.
- Sept. 27** Signed D Michael Prapavessis to a two-year entry level contract.

2019

- Feb. 11** Traded D Blake Siebenaler to Pittsburgh in exchange for a conditional pick in the 2019 NHL Draft.
- Feb. 22** Acquired C Matt Duchene and D Julius Bergman from Ottawa in exchange for conditional first round picks in the 2019 and 2020 NHL Drafts, RW Vitaly Abramov and RW Jonathan Davidsson.
- Feb. 23** Acquired LW Ryan Dzingel and a 2019 seventh round draft pick in exchange for LW Anthony Duclair and second round picks in the 2020 and 2021 NHL Drafts.
- Feb. 25** Acquired G Keith Kinkaid from New Jersey in exchange for a fifth round pick in the 2022 NHL Draft.
- Feb. 25** Traded C Alex Broadhurst to Winnipeg in exchange for future considerations.
- Feb. 25** Acquired D Adam McQuaid from the New York Rangers in exchange for D Julius Bergman along with 2019 fourth and seventh round selections.
- Feb. 27** Signed F Zac Dalpe to a two-year, two-way NHL/AHL contract extension.
- Mar. 15** Signed RW Trey Fix-Wolansky to a three-year entry level contract.
- Mar. 20** Signed G Elvis Merzlikins to a one-year entry level contract.
- Apr. 1** Signed D Andrew Peeke to a three-year entry level contract.
- Apr. 13** Signed D Vladislav Gavrikov to a two-year entry level contract.
- May 4** Signed G Daniil Tarasov to a three-year entry level contract.
- May 14** Signed RW Emil Bemstrom to a three-year entry level contract.
- May 15** Signed G Elvis Merzlikins to a one-year contract.
- June 4** Signed G Veini Vehvilainen to a two-year entry level contract.
- June 15** Signed LW Jakob Lilja to a one-year entry level contract.
- June 17** Re-signed LW Markus Hannikainen to a one-year contract.
- June 25** Re-signed D Adam Clendening to a two-year contract extension with a two-way contract for 2019-20 season and a one-way deal in 2020-21.
- June 29** Re-signed D Doyle Somerby to a one-year two-way NHL/AHL contract extension.
- July 1** Re-signed G Joonas Korpisalo to a one-year contract extension.
- July 1** Re-signed D Ryan Murray to a two-year contract extension.
- July 1** Signed F Gustav Nyquist to a four-year contract.
- July 5** Signed D Scott Harrington to a three-year contract extension.
- July 10** Signed C Justin Scott to a one-year, two-way NHL/AHL contract extension.
- July 15** Signed LW Sonny Milano to a one-year, two-way NHL/AHL contract extension.
- July 16** Signed C Ryan MacInnis to a one-year, two-way NHL/AHL contract extension.
- Aug. 8** Signed C Marko Dano to a one-year, two-way NHL/AHL contract.
- Sept. 9** Signed RFA D Zach Werenski to a three-year contract extension.



ALL-TIME CBJ REGISTER

LUKE ADAM, C

Acquired from Buffalo for LW Jerry D'Amigo on Dec. 16, 2014.

Year	GP	G	A	PTS	+/-	PIM
2014-15	3	0	0	0	0	4
Total	3	0	0	0	0	4

KEVYN ADAMS, C

Selected in the Expansion Draft on June 23, 2000. Traded to Florida with a fourth round pick in 2001 Draft for LW Ray Whitney and future considerations on Mar. 13, 2001.

Year	GP	G	A	PTS	+/-	PIM
2000-01	66	8	12	20	-4	52
Total	66	8	12	20	-4	52

JAMIE ALLISON, D

Acquired from Calgary for RW Blake Sloan on Mar. 19, 2002.

Year	GP	G	A	PTS	+/-	PIM
2001-02	7	0	0	0	-4	28
2002-03	48	0	1	1	-15	99
Total	55	0	1	1	-19	127

JOSH ANDERSON, RW

Selected 95th overall in the 2012 Draft.

Year	GP	G	A	PTS	+/-	PIM
2014-15	6	0	1	1	-1	2
2015-16	12	1	3	4	0	2
2016-17	78	17	12	29	12	89
2017-18	63	19	11	30	-1	42
2018-19	82	27	20	47	25	60
Total	241	64	47	111	35	195

ARTEM ANISIMOV, C

Acquired from the NY Rangers with C Brandon Dubinsky, D Tim Erixon and a 2013 first round pick on July 23, 2012 in exchange for LW Rick Nash, D Steven Delisle and a conditional third round entry draft pick. Traded to Chicago with C Marko Dano, LW Corey Tropp, LW Jeremy Morin and a fourth round pick in the 2016 Draft for LW Brandon Saad, D Michael Paliotta and C Alex Broadhurst on June 30, 2015.

Year	GP	G	A	PTS	+/-	PIM
2012-13	35	11	7	18	-6	12
2013-14	81	22	17	39	-2	20
2014-15	52	7	20	27	-6	8
Total	168	40	44	84	-14	40

CAM ATKINSON, RW

Selected 157th overall in the 2008 Draft.

Year	GP	G	A	PTS	+/-	PIM
2011-12	27	7	7	14	1	14
2012-13	35	9	9	18	9	4
2013-14	79	21	19	40	-4	18
2014-15	78	22	18	40	-2	22
2015-16	81	27	26	53	-8	22
2016-17	82	35	27	62	13	22
2017-18	65	24	22	46	19	14
2018-19	80	41	28	69	3	20
Total	527	186	156	342	31	136

SERGE AUBIN, C/LW

Signed as a free agent on July 11, 2000.

Year	GP	G	A	PTS	+/-	PIM
2000-01	81	13	17	30	-20	107
2001-02	71	8	8	16	-20	32
Total	152	21	25	46	-40	139

ADRIAN AUCOIN, D

Signed as a free agent on July 1, 2012.

Year	GP	G	A	PTS	+/-	PIM
2012-13	36	0	4	4	-8	16
Total	36	0	4	4	-8	16

JONATHAN AUDY-MARCHESSAULT, C

Signed as a free agent on July 1, 2012.

Year	GP	G	A	PTS	+/-	PIM
2012-13	2	0	0	0	-1	0
Total	2	0	0	0	-1	0

CHRISTIAN BACKMAN, D

Acquired with D Fedor Tyutin from the NY Rangers for RW Nikolai Zherdev and RW Dan Fritsche on July 2, 2008.

Year	GP	G	A	PTS	+/-	PIM
2008-09	56	2	5	7	5	32
Total	56	2	5	7	5	32

JAROSLAV BALASTIK, LW

Selected 184th overall in the 2002 Draft.

Year	GP	G	A	PTS	+/-	PIM
2005-06	66	12	10	22	-1	26
2006-07	8	1	1	2	-3	4
Total	74	13	11	24	-4	30

CODY BASS, C

Signed as a free agent on July 13, 2011.

Year	GP	G	A	PTS	+/-	PIM
2011-12	14	0	1	1	0	32
2013-14	1	0	0	0	0	5
Total	15	0	1	1	0	37

FRANCOIS BEAUCHEMIN, D

Claimed off waivers from Montreal on Sept. 14, 2004. Traded to Anaheim with C Tyler Wright for C Sergei Fedorov and a fifth round pick in the 2005 Draft on Nov. 15, 2005.

Year	GP	G	A	PTS	+/-	PIM
2005-06	11	0	2	2	-6	11
Total	11	0	2	2	-6	11

KRIS BEECH, C

Signed as a free agent on Aug. 7, 2007. Claimed off waivers by Vancouver on Jan. 10, 2008.

Year	GP	G	A	PTS	+/-	PIM
2007-08	16	5	4	9	3	2
Total	16	5	4	9	3	2

BLAKE BELLEFEUILLE, C

Signed as a free agent on May 26, 2000.

Year	GP	G	A	PTS	+/-	PIM
2001-02	2	0	1	1	1	0
2002-03	3	0	0	0	0	0
Total	5	0	1	1	1	0

BRYAN BERARD, D

Signed as a free agent on Aug. 3, 2005.

Year	GP	G	A	PTS	+/-	PIM
2005-06	44	12	20	32	-29	32
2006-07	11	0	3	3	-4	8
Total	55	12	23	35	-33	40



RADIM BICANEK, D

Selected in the Expansion Draft on June 23, 2000.

Year	GP	G	A	PTS	+/-	PIM
2000-01	9	0	2	2	1	6
2001-02	60	1	5	6	-15	34
Total	69	1	7	8	-14	40

OLIVER BJORKSTRAND, RW

Selected 89th overall in the 2013 Draft.

Year	GP	G	A	PTS	+/-	PIM
2015-16	12	4	4	8	6	0
2016-17	26	6	7	13	4	6
2017-18	82	11	29	40	4	9
2018-19	77	23	13	36	8	8
Total	197	44	53	97	22	23

ALL-TIME CBJ REGISTER



MIKE BLUNDEN, RW/C

Acquired from Chicago for RW Adam Pineault on Jan. 10, 2009. Traded to Montreal for C Ryan Russell on July 7, 2011.

Year	GP	G	A	PTS	+/-	PIM
2009-10	40	2	2	4	3	59
2010-11	1	0	0	0	-1	0
Total	41	2	2	4	2	59

SERGEI BOBROVSKY, G

Acquired from Philadelphia in exchange for second and fourth round picks in the 2012 Draft and a fourth round pick in the 2013 Draft on June 22, 2012.

Year	GP	G	A	PTS	+/-	PIM
2012-13	38	0	0	0	...	0
2013-14	58	0	1	1	...	2
2014-15	51	0	2	2	...	4
2015-16	37	0	2	2	...	2
2016-17	63	0	0	0	...	8
2017-18	65	0	3	3	...	0
2018-19	62	0	0	0	...	2
Total	374	0	8	8	...	18

ANDREW BODNARCHUK, D

Signed as a free agent on July 2, 2015. Claimed off waivers by Colorado on Jan. 5, 2016.

Year	GP	G	A	PTS	+/-	PIM
2015-16	16	0	2	2	-6	28
Total	16	0	2	2	-6	28

JARED BOLL, RW

Selected 101st overall in the 2005 Draft. Bought out on July 1, 2016.

Year	GP	G	A	PTS	+/-	PIM
2007-08	75	5	5	10	-4	226
2008-09	75	4	10	14	-6	180
2009-10	68	4	3	7	-8	149
2010-11	73	7	5	12	-2	182
2011-12	54	2	1	3	-8	126
2012-13	43	2	4	6	1	100
2013-14	28	1	1	2	-6	62
2014-15	72	1	4	5	-13	109
2015-16	30	1	2	3	-3	61
Total	518	27	35	62	-49	1,195



BRIAN BOUCHER, G

Claimed off waivers from Chicago on Feb. 27, 2007.

Year	GP	G	A	PTS	+/-	PIM
2006-07	3	0	0	0	...	0
Total	3	0	0	0	...	0

RENE BOURQUE, LW

Acquired from Anaheim with C William Karlsson and a second round pick in the 2015 Draft for D James Wisniewski and a 2015 third round pick on Mar. 2, 2015.

Year	GP	G	A	PTS	+/-	PIM
2014-15	8	4	0	4	-2	4
2015-16	49	3	5	8	-9	38
Total	57	7	5	12	-11	42

BILL BOWLER, C

Signed as a free agent on Aug. 3, 2000.

Year	GP	G	A	PTS	+/-	PIM
2000-01	9	0	2	2	-3	8
Total	9	0	2	2	-3	8

DARRYL BOYCE, C

Claimed off waivers from Toronto on Feb. 25, 2012.

Year	GP	G	A	PTS	+/-	PIM
2011-12	20	0	3	3	-5	19
Total	20	0	3	3	-5	19

DERICK BRASSARD, C

Selected sixth overall in the 2006 Draft. Traded to the NY Rangers with RW Derek Dorsett, D John Moore and a sixth round pick in the 2014 Draft for RW Marian Gaborik, D Steve Delisle and D Blake Parlett on Apr. 3, 2013.

Year	GP	G	A	PTS	+/-	PIM
2007-08	17	1	1	2	-4	6
2008-09	31	10	15	25	12	17
2009-10	79	9	27	36	-17	48
2010-11	74	17	30	47	-11	55
2011-12	74	14	27	41	-20	42
2012-13	34	7	11	18	-2	16
Total	309	58	111	169	-42	184

FRED BRATHWAITE, G

Signed as a free agent on June 2, 2003.

Year	GP	G	A	PTS	+/-	PIM
2003-04	21	0	0	0	...	2
Total	21	0	0	0	...	2

ALEX BROADHURST, C

Acquired from Chicago with LW Brandon Saad and D Michael Paliotta for C Artem Anisimov, RW Corey Tropp, C Marko Dano, LW Jeremy Morin and a 2016 fourth-round draft pick on June 30, 2015.

Year	GP	G	A	PTS	+/-	PIM
2017-18	2	0	0	0	0	2
Total	2	0	0	0	0	2

GILBERT BRULE, C

Selected sixth overall in the 2005 Draft. Traded to Edmonton for LW Raffi Torres on July 1, 2008.

Year	GP	G	A	PTS	+/-	PIM
2005-06	7	2	2	4	-2	0
2006-07	78	9	10	19	-21	28
2007-08	61	1	8	9	-4	24
Total	146	12	20	32	-27	52

DANE BYERS, LW

Signed as a free agent on July 7, 2011.

Year	GP	G	A	PTS	+/-	PIM
2011-12	8	0	0	0	0	29
Total	8	0	0	0	0	29

JAN CALOUN, RW

Rights acquired from San Jose for future considerations on June 12, 2000. Signed on July 24, 2000.

Year	GP	G	A	PTS	+/-	PIM
2000-01	11	0	3	3	-8	2
Total	11	0	3	3	-8	2

MATT CALVERT, LW

Selected 127th overall in 2008 Draft.

Year	GP	G	A	PTS	+/-	PIM
2010-11	42	11	9	20	3	12
2011-12	13	0	3	3	-5	16
2012-13	42	9	7	16	-9	32
2013-14	56	9	15	24	-1	53
2014-15	56	13	10	23	1	28
2015-16	73	11	13	24	1	51
2016-17	65	10	5	15	-4	48
2017-18	69	9	15	24	-10	33
Total	416	72	77	149	-24	273

DARCY CAMPBELL, D

Signed as a free agent on Mar. 24, 2007.

Year	GP	G	A	PTS	+/-	PIM
2006-07	1	0	0	0	0	0
Total	1	0	0	0	0	0



ALL-TIME CBJ REGISTER

GREGORY CAMPBELL, C

Signed as a free agent on July 1, 2015.

Year	GP	G	A	PTS	+/-	PIM
2015-16	82	3	8	11	-6	78
Total	82	3	8	11	-6	78

GABRIEL CARLSSON, D

Selected 29th overall in 2016 Draft.

Year	GP	G	A	PTS	+/-	PIM
2016-17	2	0	1	1	-2	0
2017-18	14	0	2	2	0	4
2018-19	1	0	0	0	-1	2
Total	17	0	3	3	-3	6

ANSON CARTER, RW

Signed as a free agent on Sept. 13, 2006. Traded to Carolina for a fifth round pick in the 2008 Draft on Feb. 23, 2007.

Year	GP	G	A	PTS	+/-	PIM
2006-07	54	10	17	27	-1	16
Total	54	10	17	27	-1	16

JEFF CARTER, C

Acquired from Philadelphia for RW Jakub Voracek and first and third round picks in the 2011 Draft on June 23, 2011. Traded to Los Angeles for D Jack Johnson and a first round pick in the 2013 Draft on Feb. 23, 2012.

Year	GP	G	A	PTS	+/-	PIM
2011-12	39	15	10	25	-11	14
Total	39	15	10	25	-11	14

ANDREW CASSELS, C

Signed as a free agent on Aug. 15, 2002.

Year	GP	G	A	PTS	+/-	PIM
2002-03	79	20	48	68	-4	30
2003-04	58	6	20	26	-24	26
Total	137	26	68	94	-28	56



MICHAEL CHAPUT, C

Acquired from Philadelphia along with RW Greg Moore in exchange for LW Tom Sestito on Feb. 28, 2011.

Year	GP	G	A	PTS	+/-	PIM
2013-14	17	0	1	1	0	2
2014-15	33	1	4	5	-8	21
2015-16	8	1	1	2	3	5
Total	58	2	6	8	-5	28

JASON CHIMERA, LW

Acquired from Phoenix with C Mike Rupp and D Cale Hulse for LW Geoff Sanderson and RW Tim Jackman on Oct. 8, 2005. Traded to Washington for LW Chris Clark and D Milan Jurcina on Dec. 28, 2009.

Year	GP	G	A	PTS	+/-	PIM
2005-06	80	17	13	30	-10	95
2006-07	82	15	21	36	2	91
2007-08	81	14	17	31	-5	98
2008-09	49	8	14	22	8	41
2009-10	39	8	9	17	-7	47
Total	331	62	74	136	-12	372

TAYLOR CHORNEY, D

Claimed off waivers from Washington on Feb. 21, 2018.

Year	GP	G	A	PTS	+/-	PIM
2017-18	1	0	0	0	2	0
Total	1	0	0	0	2	0

CHRIS CLARK, LW

Acquired from Washington with D Milan Jurcina for LW Jason Chimera on Dec. 28, 2009.

Year	GP	G	A	PTS	+/-	PIM
2009-10	36	3	2	5	-8	21
2010-11	53	5	10	15	-3	38
Total	89	8	12	20	-11	59

DAVID CLARKSON, RW

Acquired from Toronto for RW Nathan Horton on Feb. 26, 2015. Traded with a 2017 first round pick and a 2019 second round pick to Vegas for selecting F William Karlsson in the expansion draft on June 21, 2017.

Year	GP	G	A	PTS	+/-	PIM
2014-15	3	0	0	0	-1	14
2015-16	23	2	2	4	-8	23
Total	26	2	2	4	-9	37

ADAM CLENDENING, D

Signed as a free agent on July 1, 2018.

Year	GP	G	A	PTS	+/-	PIM
2018-19	4	0	0	0	1	0
Total	4	0	0	0	1	0

GRANT CLITSOME, D

Selected 271st overall in the 2004 Draft. Claimed off waivers by Winnipeg on Feb. 27, 2012.

Year	GP	G	A	PTS	+/-	PIM
2009-10	11	1	2	3	0	6
2010-11	31	4	15	19	2	16
2011-12	51	4	10	14	-6	24
Total	93	9	27	36	-4	46

IAN COLE, D

Acquired from Ottawa in exchange for RW Nick Moutrey and a third-round pick in the 2020 Draft on Feb. 26, 2018.

Year	GP	G	A	PTS	+/-	PIM
2017-18	20	2	5	7	11	24
Total	20	2	5	7	11	24

SEAN COLLINS, C

Selected 187th overall in 2008 NHL Draft.

Year	GP	G	A	PTS	+/-	PIM
2012-13	5	0	0	0	-2	6
2013-14	6	0	1	1	1	0
2014-15	8	0	2	2	0	2
Total	19	0	3	3	-1	8

BLAKE COMEAU, LW

Acquired from Calgary in exchange for a fifth round draft selection on April 3, 2013.

Year	GP	G	A	PTS	+/-	PIM
2012-13	9	2	3	5	5	6
2013-14	61	5	11	16	-2	36
Total	70	7	14	21	3	42

MIKE COMMODORE, D

Signed as a free agent on July 1, 2008.

Year	GP	G	A	PTS	+/-	PIM
2008-09	81	5	19	24	11	100
2009-10	57	2	9	11	-9	62
2010-11	20	2	4	6	-8	44
Total	158	9	32	41	-6	206

TY CONKLIN, G

Signed as a free agent on July 6, 2007. Traded to Buffalo for a fifth round pick in the 2007 Draft on Feb. 27, 2007.

Year	GP	G	A	PTS	+/-	PIM
2006-07	11	0	0	0	...	0
Total	11	0	0	0	...	0

KEVIN CONNAUTON, D

Claimed off waivers from Dallas on Nov. 18, 2014. Claimed off wavier by Arizona on Jan. 13, 2016.

Year	GP	G	A	PTS	+/-	PIM
2014-15	54	9	10	19	1	29
2015-16	27	1	7	8	10	21
Total	81	10	17	27	11	50

ALL-TIME CBJ REGISTER



ADAM CRACKNELL, RW

Claimed off waivers from Los Angeles on Oct. 7, 2014. Traded to St. Louis for future considerations on Feb. 26, 2015.

Year	GP	G	A	PTS	+/-	PIM
2014-15	17	0	1	1	-8	2
Total	17	0	1	1	-8	2

RYAN CRAIG, C

Signed as a free agent on July 5, 2013.

Year	GP	G	A	PTS	+/-	PIM
2013-14	6	0	0	0	-3	0
2014-15	2	0	0	0	0	0
Total	8	0	0	0	-3	0

KEVIN DAHL, D

Signed as a free agent on Aug. 24, 2000.

Year	GP	G	A	PTS	+/-	PIM
2000-01	4	0	0	0	1	2
Total	4	0	0	0	1	2

ZAC DALPE, C

Claimed off waivers from Minnesota on Feb. 27, 2017.

Year	GP	G	A	PTS	+/-	PIM
2017-18	12	0	0	0	-3	13
2018-19	1	0	1	1	1	0
Total	13	0	1	1	-2	13

MARKO DANO, C

Selected 27th overall in the 2013 Draft. Traded to Chicago with C Artem Anisimov, LW Corey Tropp, LW Jeremy Morin and a fourth round pick in the 2016 Draft for LW Brandon Saad, D Michael Paliotta and C Alex Broadhurst on June 30, 2015.

Year	GP	G	A	PTS	+/-	PIM
2014-15	35	8	13	21	12	14
Total	35	8	13	21	12	14

MATHIEU DARCHÉ, LW

Signed as a free agent on May 16, 2000.

Year	GP	G	A	PTS	+/-	PIM
2000-01	9	0	0	0	-4	0
2001-02	14	1	1	2	-5	6
2002-03	1	0	0	0	-1	0
Total	24	1	1	2	-10	6

MATT DAVIDSON, RW

Acquired from Buffalo with D Jean-Luc Grand-Pierre, a fifth round pick in 2000 Draft and fifth round pick in the 2001 Draft for past considerations on June 23, 2000.

Year	GP	G	A	PTS	+/-	PIM
2000-01	5	0	0	0	2	0
2001-02	17	1	2	3	-11	10
2002-03	34	4	5	9	-12	18
Total	56	5	7	12	-21	28

ANDY DELMORE, D

Claimed off waivers from Detroit on Oct. 4, 2005.

Year	GP	G	A	PTS	+/-	PIM
2005-06	7	0	0	0	-1	2
Total	7	0	0	0	-1	2

MARC DENIS, G

Acquired from Colorado for a second round pick in the 2000 Draft on June 7, 2000.

Year	GP	G	A	PTS	+/-	PIM
2000-01	32	0	0	0	...	2
2001-02	42	0	1	1	...	2
2002-03	77	0	0	0	...	6
2003-04	66	0	2	2	...	10
2005-06	49	0	1	1	...	2
Total	266	0	4	4	...	22

KEVIN DINEEN, RW

Selected in the Expansion Draft on June 23, 2000.

Year	GP	G	A	PTS	+/-	PIM
2000-01	66	8	7	15	2	126
2001-02	59	5	8	13	-6	62
2002-03	4	0	0	0	0	12
Total	129	13	15	28	-4	200

DEREK DORSETT, RW

Selected 189th overall in the 2006 Draft. Traded to NY Rangers with C Derick Brassard, D John Moore and a sixth round pick in the 2014 Draft for RW Marian Gaborik, D Steve Delisle and D Blake Parlett on Apr. 3, 2013.

Year	GP	G	A	PTS	+/-	PIM
2008-09	52	4	1	5	-1	150
2009-10	51	4	10	14	6	105
2010-11	76	4	13	17	-15	184
2011-12	77	12	8	20	-11	235
2012-13	24	3	6	9	-11	53
Total	280	27	38	65	-32	727



NICK DRAZENOVIC, C

Signed as a free agent on July 1, 2011.

Year	GP	G	A	PTS	+/-	PIM
2012-13	8	0	0	0	-2	4
Total	8	0	0	0	-2	4

TED DRURY, C

Selected in the Expansion Draft on June 23, 2000.

Year	GP	G	A	PTS	+/-	PIM
2000-01	1	0	0	0	-3	0
Total	1	0	0	0	-3	0

WADE DUBIELEWICZ, G

Claimed off waivers from NY Islanders on Jan. 17, 2009.

Year	GP	G	A	PTS	+/-	PIM
2008-09	3	0	0	0	...	0
Total	3	0	0	0	...	0

BRANDON DUBINSKY, C

Acquired from the NY Rangers with C Artem Anisimov, D Tim Erixon and a first round pick in the 2013 Draft for LW Rick Nash, D Steven Delisle and a conditional third round pick in the 2013 Draft on July 23, 2012.

Year	GP	G	A	PTS	+/-	PIM
2012-13	29	2	18	20	2	76
2013-14	76	16	34	50	5	98
2014-15	47	13	23	36	11	43
2015-16	75	17	31	48	-16	71
2016-17	80	12	29	41	16	91
2017-18	62	6	10	16	-2	33
2018-19	61	6	8	14	-16	36
Total	430	72	153	225	0	448

PIERRE-LUC DUBOIS, C

Selected third overall in the 2016 NHL Draft.

Year	GP	G	A	PTS	+/-	PIM
2017-18	82	20	28	48	8	49
2018-19	82	27	34	61	16	64
Total	164	47	62	109	24	113

MATT DUCHENE, C

Acquired from Ottawa with D Julius Bergman in exchange for conditional first round picks in the 2019 and 2020 NHL Drafts, RW Vitaly Abramov and RW Jonathan Davidsson on Feb. 22, 2019.

Year	GP	G	A	PTS	+/-	PIM
2018-19	23	4	8	12	-1	2
Total	23	4	8	12	-1	2

ANTHONY DUCLAIR, LW

Signed a one-year contract on July 6, 2018. Traded to Ottawa with second round picks in the 2020 and 2021 NHL Drafts in exchange for LW Ryan Dzingel and a 2019 seventh round pick on Feb. 23, 2019.

Year	GP	G	A	PTS	+/-	PIM
2018-19	53	11	8	19	-3	12
Total	53	11	8	19	-3	12



ALL-TIME CBJ REGISTER

RYAN DZINGEL, LW

Acquired from Ottawa with a 2019 seventh round draft pick in exchange for LW Anthony Duclair and second round picks in the 2020 and 2021 NHL Drafts on Feb. 23, 2019.

Year	GP	G	A	PTS	+/-	PIM
2018-19	21	4	8	12	4	0
Total	21	4	8	12	4	0

ANDERS ERIKSSON, D

Signed as a free agent on Oct. 10, 2003. Signed as a free agent on July 1, 2006.

Year	GP	G	A	PTS	+/-	PIM
2003-04	66	7	20	27	-6	18
2006-07	79	0	23	23	12	46
Total	145	7	43	50	6	64

TIM ERIXON, D

Acquired from the NY Rangers with C Artem Anisimov, C Brandon Dubinsky and a first round pick in the 2013 Draft for LW Rick Nash, D Steven Delisle and a conditional third round pick in the 2013 Draft on July 23, 2012. Traded to Chicago for LW Jeremy Morin on Dec. 14, 2014.

Year	GP	G	A	PTS	+/-	PIM
2012-13	31	0	5	5	4	14
2013-14	2	0	0	0	2	2
2014-15	19	1	5	6	-3	4
Total	52	1	10	11	3	20

JUSTIN FALK, D

Acquired from Minnesota with a fifth round pick in the 2015 Draft for D Jordan Leopold on Mar. 2, 2015.

Year	GP	G	A	PTS	+/-	PIM
2014-15	5	1	1	2	-3	7
2015-16	24	0	4	4	2	17
Total	29	1	5	6	-1	24

SERGEI FEDOROV, C

Acquired from Anaheim with a fifth round pick in the 2006 Draft for C Tyler Wright and D Francois Beauchemin on Nov. 15, 2005. Traded to Washington for D Theo Ruth on Feb. 6, 2008.

Year	GP	G	A	PTS	+/-	PIM
2005-06	62	12	31	43	-1	64
2006-07	73	18	24	42	-7	56
2007-08	50	9	19	28	-3	30
Total	185	39	74	113	-11	150

NIKITA FILATOV, LW

Selected sixth overall in the 2008 Draft. Traded to Ottawa for a third round pick in the 2011 Draft on June 25, 2011.

Year	GP	G	A	PTS	+/-	PIM
2008-09	8	4	0	4	3	0
2009-10	13	2	0	2	0	8
2010-11	23	0	7	7	3	8
Total	44	6	7	13	6	16

NICK FOLIGNO, LW

Acquired from Ottawa for D Marc Methot on July 1, 2012.

Year	GP	G	A	PTS	+/-	PIM
2012-13	45	6	13	19	6	28
2013-14	70	18	21	39	5	96
2014-15	79	31	42	73	16	50
2015-16	72	12	25	37	-14	53
2016-17	79	26	25	51	-4	55
2017-18	72	15	18	33	1	50
2018-19	73	17	18	35	12	44
Total	490	125	162	287	22	376



ADAM FOOTE, D

Signed as a free agent on Aug. 2, 2005. Traded to Colorado for a first round pick in the 2008 Draft and a fourth round pick in the 2009 Draft on Feb. 26, 2008.

Year	GP	G	A	PTS	+/-	PIM
2005-06	65	6	16	22	-16	89
2006-07	59	3	9	12	-17	71
2007-08	63	1	14	15	3	95
Total	187	10	39	49	-30	255

ANTON FORSBERG, G

Selected 188th overall in the 2011 Draft. Traded to Chicago with LW Brandon Saad and a 2018 fifth round pick for LW Artemi Panarin, LW Tyler Motte and a 2017 sixth round selection on June 23, 2017.

Year	GP	G	A	PTS	+/-	PIM
2014-15	5	0	0	0	...	0
2015-16	4	0	0	0	...	0
2016-17	1	0	0	0	...	0
Total	10	0	0	0	...	0

MATT FRATTIN, LW

Acquired along with a pair of conditional draft picks from Los Angeles in exchange for RW Marian Gaborik on Mar. 5, 2014. Traded to Toronto for LW Jerry D'Amigo and a conditional draft pick on July 1, 2014.

Year	GP	G	A	PTS	+/-	PIM
2013-14	4	0	1	1	2	0
Total	4	0	1	1	2	0

TREVOR FRISCHMON, C

Signed as a free agent on July 3, 2009.

Year	GP	G	A	PTS	+/-	PIM
2009-10	3	0	0	0	0	4
Total	3	0	0	0	0	4

DAN FRITSCHKE, C

Selected 46th overall in the 2003 Draft. Traded to the NY Rangers with RW Nikolai Zherdev for D Fedor Tyutin and D Christian Backman on July 2, 2008.

Year	GP	G	A	PTS	+/-	PIM
2003-04	19	1	0	1	-5	12
2005-06	59	6	7	13	-14	22
2006-07	59	12	15	27	3	35
2007-08	69	10	12	22	2	22
Total	206	29	34	63	-14	91

MARIAN GABORIK, RW

Acquired from the NY Rangers with D Steven Delisle and D Blake Parlett for C Derick Brassard, RW Derek Dorsett, D John Moore and a sixth round pick on April 3, 2013. Traded to Los Angeles for F Matt Frattin, a conditional second round pick in 2014 or 2015 and a conditional third round pick on Mar. 5, 2014.

Year	GP	G	A	PTS	+/-	PIM
2012-13	12	3	5	8	5	6
2013-14	22	6	8	14	0	6
Total	34	9	13	22	5	12

SAM GAGNER, C/RW

Signed as a free agent on Aug. 1, 2016.

Year	GP	G	A	PTS	+/-	PIM
2016-17	81	18	32	50	10	22
Total	81	18	32	50	10	22

BRUCE GARDINER, RW

Selected in the Expansion Draft on June 23, 2000.

Year	GP	G	A	PTS	+/-	PIM
2000-01	73	7	15	22	-1	78
Total	73	7	15	22	-1	78

MATHIEU GARON, G

Signed as a free agent on July 1, 2009.

Year	GP	G	A	PTS	+/-	PIM
2009-10	35	0	0	0	...	2
2010-11	36	0	1	1	...	2
Total	71	0	1	1	...	4

MICHAEL GAUL, D

Signed as a free agent on July 18, 2000.

Year	GP	G	A	PTS	+/-	PIM
2000-01	2	0	0	0	0	4
Total	2	0	0	0	0	4

ALL-TIME CBJ REGISTER



NATHAN GERBE, C

Signed as a free agent on Jan. 28, 2018.

Year	GP	G	A	PTS	+/-	PIM
2017-18	2	0	0	0	-1	0
Total	2	0	0	0	-1	0

BRIAN GIBBONS, C

Signed as a free agent on July 4, 2014.

Year	GP	G	A	PTS	+/-	PIM
2014-15	25	0	5	5	2	8
Total	25	0	5	5	2	8

COLTON GILLIES, LW

Claimed off waivers from Minnesota on Jan. 14, 2012.

Year	GP	G	A	PTS	+/-	PIM
2011-12	38	2	4	6	-4	25
2012-13	27	1	1	2	1	17
Total	65	3	5	8	-3	42

ALEXANDRE GIROUX, LW

Signed as a free agent on July 4, 2011.

Year	GP	G	A	PTS	+/-	PIM
2011-12	9	1	0	1	-2	8
Total	9	1	0	1	-2	8

CURTIS GLENCROSS, LW

Acquired with C Zenon Konopka and a seventh round pick in the 2007 Draft from Anaheim for RW Joe Motzko, C Mark Hartigan and a fourth round pick in the 2007 Draft on Jan. 26, 2007. Traded to Edmonton for D Dick Tarnstrom on Feb. 1, 2008.

Year	GP	G	A	PTS	+/-	PIM
2006-07	7	0	0	0	-4	0
2007-08	36	6	6	12	3	25
Total	43	6	6	12	-1	25

STEVEN GOERTZEN, RW

Selected 225th overall in the 2002 Entry Draft.

Year	GP	G	A	PTS	+/-	PIM
2005-06	39	0	0	0	-17	44
2006-07	7	0	0	0	0	10
Total	46	0	0	0	-17	54

CODY GOLOUBEV, D

Selected 37th overall in the 2008 Draft. Traded to Colorado for D Ryan Stanton on Nov. 28, 2016.

Year	GP	G	A	PTS	+/-	PIM
2011-12	1	0	0	0	1	0
2012-13	11	1	0	1	-3	0
2013-14	5	0	0	0	0	2
2014-15	36	0	9	9	12	19
2015-16	43	1	7	8	-3	20
Total	96	2	16	18	7	41

JEAN-LUC GRAND-PIERRE, D

Acquired from Buffalo with RW Matt Davidson, a fifth round pick in the 2000 Draft and fifth round pick in the 2001 Draft for past considerations on June 23, 2000. Claimed off waivers by Atlanta on Dec. 31, 2003.

Year	GP	G	A	PTS	+/-	PIM
2000-01	64	1	4	5	-6	73
2001-02	81	2	6	8	-29	90
2002-03	41	1	0	1	-6	64
2003-04	16	0	0	0	-3	12
Total	202	4	10	14	-44	239

CHRIS GRATTON, C

Claimed off waivers from Tampa Bay on Feb. 21, 2009.

Year	GP	G	A	PTS	+/-	PIM
2008-09	6	0	1	1	2	2
Total	6	0	1	1	2	2

NATE GUENIN, D

Signed as a free agent on July 2, 2010. Traded to Anaheim for C Trevor Smith on Jan. 4, 2011.

Year	GP	G	A	PTS	+/-	PIM
2010-11	3	0	0	0	-3	2
Total	3	0	0	0	-3	2

RON HAINSEY, D

Claimed off waivers from Montreal on Nov. 29, 2005.

Year	GP	G	A	PTS	+/-	PIM
2005-06	55	2	15	17	13	43
2006-07	80	9	25	34	-19	69
2007-08	78	8	24	32	-7	25
Total	213	19	64	83	-13	137

MARKUS HANNIKAINEN, LW

Signed as a free agent on Apr. 20, 2015.

Year	GP	G	A	PTS	+/-	PIM
2015-16	4	0	0	0	-2	0
2016-17	10	1	1	2	0	6
2017-18	33	3	3	6	-1	6
2018-19	44	4	3	7	-5	2
Total	91	8	7	15	-8	14

BRETT HARKINS, C

Signed as a free agent on May 29, 2001.

Year	GP	G	A	PTS	+/-	PIM
2001-02	25	2	12	14	-5	8
Total	25	2	12	14	-5	8

SCOTT HARRINGTON, D

Acquired from Toronto along with a conditional draft pick in for LW Kerby Rychel on June 25, 2016.

Year	GP	G	A	PTS	+/-	PIM
2016-17	22	1	2	3	3	10
2017-18	32	2	3	5	0	8
2018-19	73	2	15	17	6	23
Total	127	5	20	25	9	41

MARK HARTIGAN, C

Signed as a free agent on July 16, 2003. Traded to Anaheim with RW Joe Motzko and a fourth round pick in the 2007 Draft for C Zenon Konopka and a seventh round pick in the 2007 Draft on Jan. 26, 2007.

Year	GP	G	A	PTS	+/-	PIM
2003-04	9	1	3	4	-2	6
2005-06	33	9	3	12	-1	22
2006-07	6	1	2	3	2	2
Total	48	11	8	19	-1	30

SCOTT HARTNELL, LW

Acquired from Philadelphia for LW R.J. Umberger and a fourth round pick in the 2015 Draft on June 23, 2014. Bought out on June 29, 2017.

Year	GP	G	A	PTS	+/-	PIM
2014-15	77	28	32	60	1	100
2015-16	79	23	26	49	-11	112
2016-17	78	13	24	37	14	63
Total	234	64	82	146	4	275



STEVE HEINZE, RW

Selected in the Expansion Draft on June 23, 2000. Traded to Buffalo for a third round pick in the 2001 Draft on Mar. 13, 2001.

Year	GP	G	A	PTS	+/-	PIM
2000-01	65	22	20	42	-19	38
Total	65	22	20	42	-19	38



ALL-TIME CBJ REGISTER

JAN HEJDA, D

Signed as a free agent on July 5, 2007.

Year	GP	G	A	PTS	+/-	PIM
2007-08	81	0	13	13	20	61
2008-09	82	3	18	21	23	38
2009-10	62	3	10	13	-14	36
2010-11	77	5	15	20	-6	28
Total	302	11	56	67	23	163

JAMIE HEWARD, D

Claimed off waivers from NY Islanders on May 26, 2000.

Year	GP	G	A	PTS	+/-	PIM
2000-01	69	11	16	27	3	33
2001-02	28	1	2	3	-9	7
Total	97	12	18	30	-6	40

NICK HOLDEN, D

Signed as a free agent on Mar. 28, 2008.

Year	GP	G	A	PTS	+/-	PIM
2010-11	5	0	0	0	0	0
2012-13	2	0	0	0	1	0
Total	7	0	0	0	1	0

BRIAN HOLZINGER, C

Acquired from Pittsburgh for C Lasse Pirjeta on Mar. 9, 2004.

Year	GP	G	A	PTS	+/-	PIM
2003-04	13	1	0	1	-4	2
Total	13	1	0	1	-4	2

NATHAN HORTON, RW

Signed as a free agent on July 5, 2013. Traded to Toronto for RW David Clarkson on Feb. 26, 2015.

Year	GP	G	A	PTS	+/-	PIM
2013-14	36	5	14	19	-3	24
Total	36	5	14	19	-3	24

JAN HRDINA, C

Signed as a free agent on Aug. 10, 2005.

Year	GP	G	A	PTS	+/-	PIM
2005-06	75	10	23	33	-8	78
Total	75	10	23	33	-8	78

CALE HULSE, D

Acquired from Phoenix with LW Jason Chimera and C Michael Rupp for LW Geoff Sanderson and RW Tim Jackman on Oct. 8, 2005. Traded to Calgary for LW Cam Severson on Feb. 28, 2006.

Year	GP	G	A	PTS	+/-	PIM
2005-06	27	0	3	3	-9	43
Total	27	0	3	3	-9	43

SHAWN HUNWICK, G

Signed as a free agent on Mar. 29, 2012.

Year	GP	G	A	PTS	+/-	PIM
2011-12	1	0	0	0	...	0
Total	1	0	0	0	...	0

KRISTIAN HUSELIUS, LW

Signed as a free agent on July 2, 2008.

Year	GP	G	A	PTS	+/-	PIM
2008-09	74	21	35	56	1	44
2009-10	74	23	40	63	-4	36
2010-11	39	14	9	23	-17	10
2011-12	2	0	0	0	-2	2
Total	189	58	84	142	-22	92

HANNES HYVONEN, RW

Claimed off waivers from Florida on Oct. 5, 2002.

Year	GP	G	A	PTS	+/-	PIM
2002-03	36	4	5	9	-11	22
Total	36	4	5	9	-11	22

TIM JACKMAN, RW

Selected 38th overall in the 2001 Draft. Traded to Phoenix with LW Geoff Sanderson for LW Jason Chimera, C Michael Rupp and D Cale Hulse on Oct. 8, 2005.

Year	GP	G	A	PTS	+/-	PIM
2003-04	19	1	2	3	-7	16
Total	19	1	2	3	-7	16

BOONE JENNER, LW

Selected 37th overall in the 2011 Draft.

Year	GP	G	A	PTS	+/-	PIM
2013-14	72	16	13	29	6	45
2014-15	31	9	8	17	-5	12
2015-16	82	30	19	49	-15	77
2016-17	82	18	16	34	14	52
2017-18	75	13	19	32	1	39
2018-19	77	16	22	38	6	42
Total	419	102	97	199	7	267



RYAN JOHANSEN, C

Selected fourth overall in the 2010 Draft. Traded to Nashville for D Seth Jones on Jan. 6, 2016.

Year	GP	G	A	PTS	+/-	PIM
2011-12	67	9	12	21	-2	4
2012-13	40	5	7	12	-7	12
2013-14	82	33	30	63	3	43
2014-15	82	26	45	71	-6	40
2015-16	38	6	20	26	-4	25
Total	309	79	114	193	-16	144

AARON JOHNSON, D

Selected 85th overall in the 2001 Draft. Signed as a free agent on July 5, 2011.

Year	GP	G	A	PTS	+/-	PIM
2003-04	29	2	6	8	-2	32
2005-06	26	2	6	8	9	23
2006-07	61	3	7	10	-9	38
2011-12	56	3	13	16	-12	26
Total	172	10	32	42	-14	119

JACK JOHNSON, D

Acquired from Los Angeles with a first round pick in the 2013 Draft for Jeff Carter on Feb. 23, 2012.

Year	GP	G	A	PTS	+/-	PIM
2011-12	21	4	10	14	5	15
2012-13	44	5	14	19	-5	12
2013-14	82	5	28	33	-7	48
2014-15	79	8	32	40	-13	44
2015-16	60	6	8	14	-16	25
2016-17	82	5	18	23	23	32
2017-18	77	3	8	11	-6	22
Total	445	36	118	154	-19	198

JUSSI JOKINEN, LW

Claimed off waivers from Los Angeles on Jan. 17, 2018. Traded to Vancouver with C Tyler Motte for LW Thomas Vanek on Feb. 26, 2018.

Year	GP	G	A	PTS	+/-	PIM
2017-18	14	0	1	1	-2	4
Total	14	0	1	1	-2	4

SETH JONES, D

Acquired from Nashville for C Ryan Johansen on Jan. 6, 2016.

Year	GP	G	A	PTS	+/-	PIM
2015-16	41	2	18	20	-9	12
2016-17	75	12	30	42	6	24
2017-18	78	16	41	57	10	30
2018-19	75	9	37	46	1	28
Total	269	39	126	165	8	94

ANDREW JOUDREY, C

Signed as a free agent on July 1, 2011.

Year	GP	G	A	PTS	+/-	PIM
2011-12	1	0	0	0	0	0
Total	1	0	0	0	0	0

ALL-TIME CBJ REGISTER



MILAN JURCINA, D

Acquired from Washington with LW Chris Clark for LW Jason Chimera on Dec. 28, 2009. Traded to Washington for a conditional sixth round pick in the 2010 Draft on Mar. 3, 2010.

Year	GP	G	A	PTS	+/-	PIM
2009-10	17	1	2	3	2	10
Total	17	1	2	3	2	10

TOMI KALLIO, RW

Acquired from Atlanta with D Pauli Levokari for RW Chris Nielsen and D Petteri Nummelin on Dec. 2, 2002. Claimed off waivers by Philadelphia on Jan. 1, 2003.

Year	GP	G	A	PTS	+/-	PIM
2002-03	12	1	2	3	-7	8
Total	12	1	2	3	-7	8

TOMAS KANA, C

Acquired from St. Louis with D Brandon Bell for LW Pascal Pelletier on Dec. 8, 2009.

Year	GP	G	A	PTS	+/-	PIM
2009-10	6	0	2	2	2	2
Total	6	0	2	2	2	2

WILLIAM KARLSSON, C

Acquired from Anaheim with LW Rene Bourque and a second round pick in the 2015 Draft for D James Wisniewski and a third round pick in the 2015 Draft on Mar. 2, 2015. Selected in the Expansion Draft by Vegas on June 21, 2017.

Year	GP	G	A	PTS	+/-	PIM
2014-15	3	1	1	2	2	0
2015-16	81	9	11	20	-9	6
2016-17	81	6	19	25	10	10
Total	165	16	31	47	3	16

KEITH KINKAID, G

Acquired from New Jersey for a fifth round pick in the 2022 NHL Draft on Feb. 25, 2019.

Year	GP	G	A	PTS	+/-	PIM
2018-19	DNP					
Total	DNP					

ROSTISLAV KLESLA, D

Selected fourth overall in the 2000 Draft. Traded to Phoenix with C Dane Byers for LW Scottie Upshall and D Sami Lepisto on Feb. 28, 2011.

Year	GP	G	A	PTS	+/-	PIM
2000-01	8	2	0	2	-1	6
2001-02	75	8	8	16	-6	74
2002-03	72	2	14	16	-22	71
2003-04	47	2	11	13	-16	27
2005-06	51	6	13	19	-4	75
2006-07	75	9	13	22	-13	105
2007-08	82	6	12	18	7	60
2008-09	34	1	8	9	2	38
2009-10	26	2	6	8	-7	26
2010-11	45	3	7	10	10	26
Total	515	41	92	133	-30	508

ESPEN KNUTSEN, C

Acquired from Anaheim for a fourth round pick in the 2001 Draft on May 25, 2000. Bought out on Dec. 16, 2003.

Year	GP	G	A	PTS	+/-	PIM
2000-01	66	11	42	53	-3	30
2001-02	77	11	31	42	-28	47
2002-03	31	5	4	9	-15	20
2003-04	14	0	4	4	-5	2
Total	188	27	81	108	-51	99

CHAD KOLARIK, C

Acquired from Phoenix for LW Alexandre Picard on Mar. 3, 2010.

Year	GP	G	A	PTS	+/-	PIM
2009-10	2	0	0	0	-1	0
Total	2	0	0	0	-1	0

ZENITH KOMARNISKI, D

Acquired from Vancouver for C Sean Pronger on Oct. 30, 2003.

Year	GP	G	A	PTS	+/-	PIM
2003-04	2	0	0	0	0	0
Total	2	0	0	0	0	0

ZENON KONOPKA, C

Acquired from Anaheim with LW Curtis Glencross and a seventh round pick in the 2007 Draft for C Mark Hartigan, RW Joe Motzko and a fourth round pick in the 2007 Draft on Jan. 26, 2007.

Year	GP	G	A	PTS	+/-	PIM
2006-07	6	0	0	0	-2	20
2007-08	3	0	0	0	0	15
Total	9	0	0	0	-2	35

LAURI KORPIKOSKI, LW

Acquired from Dallas for D Dillon Heatherington on Mar. 1, 2017.

Year	GP	G	A	PTS	+/-	PIM
2016-17	9	0	0	0	0	0
Total	9	0	0	0	0	0

JOONAS KORPISALO, G

Selected 62nd overall in the 2012 Draft.

Year	GP	G	A	PTS	+/-	PIM
2015-16	31	0	0	0	...	2
2016-17	14	0	0	0	...	0
2017-18	18	0	0	0	...	0
2018-19	27	0	0	0	...	0
Total	90	0	0	0	...	2

ROBERT KRON, RW

Selected in the Expansion Draft on June 23, 2000.

Year	GP	G	A	PTS	+/-	PIM
2000-01	59	8	11	19	4	10
2001-02	59	4	11	15	-14	4
Total	118	12	22	34	-10	14

TOMAS KUBALIK, RW

Selected 135th overall in 2008 Draft.

Year	GP	G	A	PTS	+/-	PIM
2010-11	4	0	2	2	-3	0
2011-12	8	1	1	2	-3	6
Total	12	1	3	4	-6	6

FRANTISEK KUCERA, D

Signed as a free agent on July 7, 2000. Traded to Pittsburgh for a sixth round pick in the 2001 Draft on Mar. 13, 2001.

Year	GP	G	A	PTS	+/-	PIM
2000-01	48	2	5	7	-5	12
Total	48	2	5	7	-5	12

DEAN KUKAN, D

Signed as a free agent on June 1, 2015.

Year	GP	G	A	PTS	+/-	PIM
2015-16	8	0	0	0	9	0
2017-18	11	0	4	4	2	2
2018-19	25	0	5	5	6	6
Total	44	0	9	9	17	8

JEAN-FRANCOIS LABBE, G

Acquired from the NY Rangers for D Bert Robertsson on Nov. 9, 2000.

Year	GP	G	A	PTS	+/-	PIM
2001-02	3	0	0	0	...	0
2002-03	11	0	0	0	...	2
Total	14	0	0	0	...	2

SCOTT LACHANCE, D

Signed as a free agent on July 4, 2002.

Year	GP	G	A	PTS	+/-	PIM
2002-03	61	0	1	1	-20	46
2003-04	77	0	4	4	-23	44
Total	138	0	5	5	-43	90

DAN LACOSTA, G

Selected 93rd overall in the 2004 Draft.

Year	GP	G	A	PTS	+/-	PIM
2007-08	1	0	0	0	...	0
2008-09	3	0	0	0	...	0
Total	4	0	0	0	...	0



ALL-TIME CBJ REGISTER

BRETT LEBDA, D

Signed as a free agent on Jan. 19, 2012.

Year	GP	G	A	PTS	+/-	PIM
2011-12	30	1	3	4	-1	14
Total	30	1	3	4	-1	14

PASCAL LECLAIRE, G

Selected eighth overall in the 2001 Draft. Traded to Ottawa with a second round pick in the 2009 Draft for C Antoine Vermette on Mar. 4, 2009.

Year	GP	G	A	PTS	+/-	PIM
2003-04	2	0	0	0	...	0
2005-06	33	0	1	1	...	2
2006-07	24	0	0	0	...	2
2007-08	54	0	2	2	...	2
2008-09	12	0	1	1	...	0
Total	125	0	4	4	...	6

DAVID LENEVEU, G

Signed as a free agent on July 7, 2010.

Year	GP	G	A	PTS	+/-	PIM
2010-11	1	0	0	0	...	0
Total	1	0	0	0	...	0

JORDAN LEOPOLD, D

Acquired from St. Louis for a fifth round pick in the 2016 Draft on Nov. 15, 2014. Traded to Minnesota for D Justin Falk and a fifth round pick in the 2015 Draft on Mar. 2, 2015.

Year	GP	G	A	PTS	+/-	PIM
2014-15	18	1	2	3	-7	9
Total	18	1	2	3	-7	9

SAMI LEPISTO, D

Acquired with LW Scottie Upshall from Phoenix for D Rostislav Klesla and C Dane Byers on Feb. 28, 2011.

Year	GP	G	A	PTS	+/-	PIM
2010-11	19	0	5	5	3	18
Total	19	0	5	5	3	18

MARK LETESTU, C

Acquired from Pittsburgh for a fourth round pick in the 2012 Draft on Nov. 8, 2011. Acquired from Nashville for a fourth round pick in the 2018 Draft on Feb. 25, 2018.

Year	GP	G	A	PTS	+/-	PIM
2011-12	51	11	13	24	-3	6
2012-13	46	13	14	27	7	10
2013-14	82	12	22	34	+1	20
2014-15	54	7	6	13	-9	0
2017-18	20	1	3	4	0	0
2018-19	2	0	0	0	-1	0
Total	255	44	58	102	-5	36

TREVOR LETOWSKI, RW

Signed as a free agent on July 3, 2003.

Year	GP	G	A	PTS	+/-	PIM
2003-04	73	15	17	32	-12	16
2005-06	81	10	18	28	-2	36
Total	154	25	35	60	-14	52

JOAKIM LINDSTROM, C

Selected 41st overall in the 2002 Draft. Traded to Anaheim for a conditional draft pick on July 15, 2008.

Year	GP	G	A	PTS	+/-	PIM
2005-06	3	0	0	0	0	0
2006-07	9	1	0	1	-3	4
2007-08	25	3	4	7	0	14
Total	37	4	4	8	-3	18

DAVID LING, RW

Signed as a free agent on July 7, 2001.

Year	GP	G	A	PTS	+/-	PIM
2001-02	5	0	0	0	-1	7
2002-03	35	3	2	5	-6	86
2003-04	50	1	2	3	-3	98
Total	90	4	4	8	-10	191

CRAIG MACDONALD, C

Signed as a free agent on July 14, 2008.

Year	GP	G	A	PTS	+/-	PIM
2008-09	8	1	1	2	1	0
Total	8	1	1	2	1	0

DEREK MACKENZIE, C

Signed as a free agent on July 11, 2007.

Year	GP	G	A	PTS	+/-	PIM
2007-08	17	2	0	2	-2	8
2008-09	1	0	0	0	-1	2
2009-10	18	1	3	4	3	0
2010-11	63	9	14	23	14	22
2011-12	66	7	7	14	4	40
2012-13	43	3	5	8	1	36
2013-14	71	9	9	18	0	47
Total	279	31	38	69	19	155



DON MACLEAN, C

Signed as a free agent on July 17, 2002.

Year	GP	G	A	PTS	+/-	PIM
2003-04	4	1	0	1	-1	0
Total	4	1	0	1	-1	0

MANNY MALHOTRA, C

Claimed off waivers from Dallas on Nov. 21, 2003.

Year	GP	G	A	PTS	+/-	PIM
2003-04	56	12	13	25	-5	24
2005-06	58	10	21	31	1	41
2006-07	82	9	16	25	-8	76
2007-08	71	11	18	29	-3	34
2008-09	77	11	24	35	9	28
Total	344	53	92	145	-6	203

STEVE MALTAIS, LW

Signed as a free agent on Oct. 6, 2000

Year	GP	G	A	PTS	+/-	PIM
2000-01	26	0	3	3	-9	12
Total	26	0	3	3	-9	12

MIKE MANELUK, RW

Signed as a free agent on Aug. 24, 2000.

Year	GP	G	A	PTS	+/-	PIM
2000-01	39	5	1	6	-11	33
Total	39	5	1	6	-11	33

PAUL MANNING, D

Acquired from Calgary for a fifth round pick in the 2001 Draft on June 24, 2001.

Year	GP	G	A	PTS	+/-	PIM
2002-03	8	0	0	0	0	2
Total	8	0	0	0	0	2

TODD MARCHANT, C

Signed as a free agent on July 3, 2003. Claimed off waivers by Anaheim on Nov. 21, 2005.

Year	GP	G	A	PTS	+/-	PIM
2003-04	77	9	25	34	-17	34
2005-06	18	3	6	9	-1	20
Total	95	12	31	43	-18	54

ALL-TIME CBJ REGISTER



GRANT MARSHALL, RW

Acquired from Dallas for a second round pick in the 2003 Draft on Aug. 29, 2001. Traded to New Jersey for a conditional draft pick on Mar. 10, 2003.

Year	GP	G	A	PTS	+/-	PIM
2001-02	81	15	18	33	-20	86
2002-03	66	8	20	28	-8	71
Total	147	23	38	61	-28	157

RADEK MARTINEK, D

Signed as a free agent on July 6, 2012.

Year	GP	G	A	PTS	+/-	PIM
2011-12	7	1	0	1	-3	0
Total	7	1	0	1	-3	0

STEVE MASON, G

Selected 69th overall in the 2006 Draft. Traded to Philadelphia for G Michael Leighton and a third round pick in the 2015 Draft on Apr. 3, 2013.

Year	GP	G	A	PTS	+/-	PIM
2008-09	61	0	0	0	...	2
2009-10	58	0	2	2	...	2
2010-11	54	0	1	1	...	2
2011-12	46	0	2	2	...	2
2012-13	13	0	0	0	...	0
Total	232	0	5	5	...	8

GREG MAULDIN, C

Selected 199th overall in the 2002 Draft.

Year	GP	G	A	PTS	+/-	PIM
2003-04	6	0	0	0	-2	4
Total	6	0	0	0	-2	4

MAKSIM MAYOROV, RW

Selected 94th overall in the 2007 Draft.

Year	GP	G	A	PTS	+/-	PIM
2008-09	3	0	0	0	0	0
2009-10	4	0	0	0	-1	0
2010-11	5	1	0	1	0	0
2011-12	10	1	1	2	-3	2
Total	22	2	1	3	-4	2

KENT MCDONELL, RW

Acquired from Detroit for a sixth round pick in the 2003 Draft on Aug. 16, 2000.

Year	GP	G	A	PTS	+/-	PIM
2002-03	3	0	0	0	-1	0
2003-04	29	1	2	3	-7	36
Total	32	1	2	3	-8	36

CURTIS McELHINNEY, G

Acquired with a second round pick in the 2012 Draft and a fifth round pick in the 2013 Draft from Phoenix for Antoine Vermette on Feb. 22, 2012. Claimed off waivers by Toronto on Jan. 10, 2017.

Year	GP	G	A	PTS	+/-	PIM
2013-14	28	0	1	1	...	0
2014-15	32	0	0	0	...	0
2015-16	18	0	1	1	...	0
2016-17	7	0	0	0	...	0
Total	85	0	2	2	...	0

MIKE McKENNA, G

Signed as a free agent on July 5, 2014.

Year	GP	G	A	PTS	+/-	PIM
2013-14	4	0	0	0	...	0
Total	4	0	0	0	...	0

ADAM McQUAID, D

Acquired from the NY Rangers in exchange for D Julius Bergman along with 2019 fourth and seventh round picks on Feb. 25, 2019.

Year	GP	G	A	PTS	+/-	PIM
2018-19	14	1	1	2	-1	9
Total	14	1	1	2	-1	9

MARC METHOT, D

Selected 200th overall in the 2003 Draft. Traded to Ottawa for LW Nick Foligno on July 1, 2012.

Year	GP	G	A	PTS	+/-	PIM
2006-07	20	0	4	4	5	12
2007-08	9	0	0	0	-1	8
2008-09	66	4	13	17	7	55
2009-10	60	2	6	8	-8	51
2010-11	74	0	15	15	2	58
2011-12	46	1	6	7	-11	24
Total	275	7	44	51	-6	208

SONNY MILANO, LW

Selected 16th overall in the 2014 Draft.

Year	GP	G	A	PTS	+/-	PIM
2015-16	3	0	1	1	1	0
2016-17	4	0	0	0	-3	0
2017-18	55	14	8	22	-8	10
2018-19	8	1	0	1	0	0
Total	70	15	9	24	-10	10

FREDRIK MODIN, LW

Acquired from Tampa Bay with G Fredrik Norrena for G Marc Denis on June 30, 2006. Traded to Los Angeles for a conditional seventh round pick in the 2010 Draft on Mar. 3, 2010.

Year	GP	G	A	PTS	+/-	PIM
2006-07	79	22	20	42	-3	50
2007-08	23	6	6	12	1	20
2008-09	50	9	16	25	2	28
2009-10	24	2	4	6	-6	12
Total	176	39	46	85	-6	110



GREG MOORE, C

Acquired from the NY Islanders for D Dylan Reece on Mar. 1, 2010.

Year	GP	G	A	PTS	+/-	PIM
2009-10	4	0	0	0	0	0
Total	4	0	0	0	0	0

JOHN MOORE, D

Selected 21st overall in the 2009 Draft. Traded to the NY Rangers with C Derick Brassard, RW Derek Dorsett and a sixth round pick in the 2014 Draft for RW Marian Gaborik, D Steve Delisle and D Blake Parlett on Apr. 3, 2013.

Year	GP	G	A	PTS	+/-	PIM
2010-11	2	0	0	0	0	0
2011-12	67	2	5	7	-23	8
2012-13	17	0	1	1	-5	2
Total	86	2	6	8	-28	10

BRAD MORAN, C

Signed as a free agent on June 5, 2000.

Year	GP	G	A	PTS	+/-	PIM
2001-02	3	0	0	0	0	0
2003-04	2	1	1	2	-1	2
Total	5	1	1	2	-1	2

ETHAN MOREAU, LW

Claimed off waivers from Edmonton on June 30, 2010.

Year	GP	G	A	PTS	+/-	PIM
2010-11	37	1	5	6	-9	24
Total	37	1	5	6	-9	24



ALL-TIME CBJ REGISTER

JEREMY MORIN, LW

Acquired from Chicago for D Tim Erixon on Dec. 14, 2014. Traded to Chicago with C Artem Anisimov, C Marko Dano, LW Corey Tropp and a fourth round pick in the 2016 Draft for LW Brandon Saad, D Michael Paliotta and C Alex Broadhurst on June 30, 2015.

Year	GP	G	A	PTS	+/-	PIM
2014-15	28	2	4	6	1	13
Total	28	2	4	6	1	13

TYLER MOTTE, C

Acquired from Chicago with LW Artemi Panarin and NY Islanders' sixth round pick in 2017 Draft for RW Brandon Saad, G Anton Forsberg and Columbus' fifth round pick in the 2018 Draft on June 23, 2017. Traded to Vancouver with LW Jussi Jokinen for LW Thomas Vanek on Feb. 26, 2018.

Year	GP	G	A	PTS	+/-	PIM
2017-18	31	3	2	5	-3	2
Total	31	3	2	5	-3	2

JOE MOTZKO, RW

Signed as a free agent on May 15, 2003. Traded to Anaheim with C Mark Hartigan and a fourth round pick in the 2007 Draft for C Zenon Konopka and a conditional seventh round pick in the 2007 Draft on Jan. 26, 2007.

Year	GP	G	A	PTS	+/-	PIM
2003-04	2	0	0	0	0	0
2005-06	2	0	0	0	-2	0
2006-07	7	1	0	1	0	0
Total	11	1	0	1	-2	0

ANDREW MURRAY, C

Selected 242nd overall in the 2001 Draft.

Year	GP	G	A	PTS	+/-	PIM
2007-08	39	6	4	10	0	12
2008-09	67	8	3	11	-6	10
2009-10	46	5	2	7	-6	6
2010-11	29	4	4	8	2	4
Total	181	23	13	36	-10	32

RYAN MURRAY, D

Selected second overall in the 2012 Draft.

Year	GP	G	A	PTS	+/-	PIM
2013-14	66	4	17	21	4	10
2014-15	12	1	2	3	1	8
2015-16	82	4	21	25	-10	40
2016-17	60	2	9	11	3	24
2017-18	44	1	11	12	4	8
2018-19	56	1	28	29	20	10
Total	320	13	88	101	22	100

RICK NASH, LW

Selected first overall in the 2002 Draft. Traded to the NY Rangers with D Steve Delisle and a conditional third round pick for C Brandon Dubinsky, C Artem Anisimov, D Tim Erixon and a first round pick in the 2013 draft on July 23, 2012.

Year	GP	G	A	PTS	+/-	PIM
2002-03	74	17	22	39	-27	78
2003-04	80	41	16	57	-35	87
2005-06	54	31	23	54	5	51
2006-07	75	27	30	57	-8	73
2007-08	80	38	31	69	2	95
2008-09	78	40	39	79	11	52
2009-10	76	33	34	67	-2	58
2010-11	75	32	34	66	2	34
2011-12	82	30	29	59	-19	40
Total	674	289	258	547	-71	568



RILEY NASH, C

Signed as a free agent on July 1, 2018.

Year	GP	G	A	PTS	+/-	PIM
2018-19	78	3	9	12	-8	19
Total	78	3	9	12	-8	19

ANDREJ NEDOROST, C

Selected 286th overall in the 2000 Draft.

Year	GP	G	A	PTS	+/-	PIM
2001-02	7	0	2	2	-3	2
2002-03	12	0	1	1	-6	4
2003-04	9	2	0	2	0	6
Total	28	2	3	5	-9	12

CHRIS NIELSEN, RW

Acquired from the NY Islanders for fourth and ninth round picks in the 2000 Draft on May 11, 2000. Traded to Atlanta with the rights of D Petteri Nummelin for RW Tomi Kallio and D Pauli Levokari on Dec. 2, 2002.

Year	GP	G	A	PTS	+/-	PIM
2000-01	29	4	5	9	4	4
2001-02	23	2	3	5	-3	4
Total	52	6	8	14	1	8

NIKITA NIKITIN, D

Acquired from St. Louis for D Kris Russell on Nov. 11, 2011. Traded to Edmonton for a fifth round pick in the 2014 Draft on June 25, 2014.

Year	GP	G	A	PTS	+/-	PIM
2011-12	54	7	25	32	-5	14
2012-13	38	3	6	9	2	17
2013-14	66	2	13	15	9	20
Total	158	12	44	56	6	51

FREDRIK NORRENA, G

Acquired from Tampa Bay with LW Fredrik Modin for G Marc Denis on June 20, 2006.

Year	GP	G	A	PTS	+/-	PIM
2006-07	55	0	0	0	...	6
2007-08	37	0	1	1	...	0
2008-09	8	0	0	0	...	0
Total	100	0	1	1	...	6

FILIP NOVAK, D

Signed as a free agent on Aug. 8, 2006.

Year	GP	G	A	PTS	+/-	PIM
2006-07	6	0	0	0	1	2
Total	6	0	0	0	1	2

JIRI NOVOTNY, C

Signed as a free agent on July 3, 2007.

Year	GP	G	A	PTS	+/-	PIM
2007-08	65	8	14	22	-10	24
2008-09	42	4	3	7	4	14
Total	107	12	17	29	-6	38

PETTERI NUMMELIN, D

Selected 133rd overall in the 2000 Draft. Traded to Atlanta with RW Chris Nielsen for RW Tomi Kallio and D Pauli Levokari on Dec. 2, 2002.

Year	GP	G	A	PTS	+/-	PIM
2000-01	61	4	12	16	-11	10
Total	61	4	12	16	-11	10

MARKUS NUTIVAARA, D

Selected 189th overall in the 2015 Draft.

Year	GP	G	A	PTS	+/-	PIM
2016-17	66	2	5	7	7	6
2017-18	61	7	16	23	13	14
2018-19	80	5	16	21	3	6
Total	207	14	37	51	23	26

LYLE ODELEIN, D

Selected in the Expansion Draft on June 23, 2000. Signed on June 29, 2000. Traded to Chicago for D Jaroslav Spacek and a second round pick in the 2003 Draft on Mar. 19, 2002.

Year	GP	G	A	PTS	+/-	PIM
2000-01	81	3	14	17	-16	118
2001-02	65	2	14	16	-28	89
Total	146	5	28	33	-44	207

ALL-TIME CBJ REGISTER



KRZYSZTOF OLIWA, LW

Acquired from New Jersey for third round pick in the 2001 Draft and future considerations on June 12, 2000. Traded to Pittsburgh for third round pick in the 2001 Draft on Jan. 14, 2001.

Year	GP	G	A	PTS	+/-	PIM
2000-01	10	0	2	2	1	34
Total	10	0	2	2	1	34

NATHAN PAETSCH, D

Acquired from Buffalo with a second round pick in 2010 Draft for LW Raffi Torres on Mar. 3, 2010.

Year	GP	G	A	PTS	+/-	PIM
2009-10	10	0	0	0	-5	6
Total	10	0	0	0	-5	6

SAMUEL PAHLSSON, C

Signed as a free agent on July 1, 2009. Traded to Vancouver for D Taylor Ellington and two fourth round picks in the 2012 Draft on Feb. 27, 2012.

Year	GP	G	A	PTS	+/-	PIM
2009-10	79	3	13	16	-9	32
2010-11	82	7	13	20	-13	30
2011-12	61	2	9	11	-6	22
Total	222	12	35	47	-28	84

MICHAEL PALIOTTA, D

Acquired from Chicago with LW Brandon Saad and C Alex Broadhurst for C Artem Anisimov, C Marko Dano, LW Corey Tropp, LW Jeremy Morin and a fourth round pick in the 2016 NHL Draft on June 30, 2015.

Year	GP	G	A	PTS	+/-	PIM
2015-16	1	0	0	0	0	4
Total	1	0	0	0	0	4

ARTEMI PANARIN, LW

Acquired from Chicago with C Tyler Motte and NY Islanders' sixth round pick in 2017 Draft for RW Brandon Saad, G Anton Forsberg and Columbus' fifth round pick in the 2018 Draft on June 23, 2017.

Year	GP	G	A	PTS	+/-	PIM
2017-18	81	27	55	82	23	26
2018-19	79	28	59	87	14	23
Total	160	55	114	169	37	49

MIKE PANDOLFO, LW

Rights acquired from Buffalo along with the 30th overall pick in the 2002 Draft for the 20th overall pick in the 2002 Draft on June 22, 2002. Signed on July 8, 2002.

Year	GP	G	A	PTS	+/-	PIM
2003-04	3	0	0	0	-2	0
Total	3	0	0	0	-2	0

MICHAEL PECA, C

Signed as a free agent on Aug. 23, 2007.

Year	GP	G	A	PTS	+/-	PIM
2007-08	65	8	26	34	-1	64
2008-09	71	4	18	22	-6	58
Total	136	12	44	56	-7	122

ALEXANDRE PICARD, LW

Selected eighth overall in the 2004 Draft. Traded to Phoenix for C Chad Kolarik on Mar. 3, 2010.

Year	GP	G	A	PTS	+/-	PIM
2005-06	17	0	0	0	-2	14
2006-07	23	0	1	1	-3	6
2007-08	3	0	0	0	0	2
2008-09	15	0	1	1	-1	26
2009-10	9	0	0	0	-3	10
Total	67	0	2	2	-9	58

ADAM PINEAULT, RW

Selected 46th overall in the 2004 Draft. Traded to Chicago for RW Michael Blunden on Jan. 10, 2009.

Year	GP	G	A	PTS	+/-	PIM
2007-08	3	0	0	0	-2	0
Total	3	0	0	0	-2	0

LASSE PIRJETA, LW

Selected 133rd overall in the 2002 Draft. Traded to Pittsburgh for C Brian Holzing on Mar. 9, 2004.

Year	GP	G	A	PTS	+/-	PIM
2002-03	51	11	10	21	-4	12
2003-04	57	2	8	10	-6	20
Total	108	13	18	31	-10	32

GEOFF PLATT, C

Signed as a free agent on Nov. 25, 2005. Traded to Anaheim for D Clay Wilson and D Aaron Rome on Nov. 15, 2007.

Year	GP	G	A	PTS	+/-	PIM
2005-06	15	0	5	5	-4	16
2006-07	26	4	5	9	1	10
Total	41	4	10	14	-3	26

TOMAS POPPERLE, G

Selected 131st overall in the 2005 Draft.

Year	GP	G	A	PTS	+/-	PIM
2006-07	2	0	0	0	...	0
Total	2	0	0	0	...	0

SEAN PRONGER, C

Claimed off waivers from the NY Islanders on May 18, 2001. Traded to Vancouver for D Zenith Komarniski on Oct. 30, 2003.

Year	GP	G	A	PTS	+/-	PIM
2001-02	26	3	1	4	-4	4
2002-03	78	7	6	13	-26	72
Total	104	10	7	17	-30	76

VINNY PROSPAL, LW

Signed as a free agent on July 23, 2011.

Year	GP	G	A	PTS	+/-	PIM
2011-12	82	16	39	55	-11	36
2012-13	38	12	18	30	3	32
Total	130	28	57	85	-8	68



DALTON PROUT, D

Selected 154th overall in the 2010 Draft. Traded to New Jersey for D Kyle Quincey on Mar. 1, 2017.

Year	GP	G	A	PTS	+/-	PIM
2011-12	5	0	0	0	1	0
2012-13	28	1	6	7	15	25
2013-14	49	2	4	6	-7	37
2014-15	63	0	8	8	-14	85
2015-16	64	3	6	9	-6	102
2016-17	15	0	3	3	4	14
Total	224	6	27	33	-7	263

MARTIN PRUSEK, G

Signed as a free agent on Aug. 4, 2005.

Year	GP	G	A	PTS	+/-	PIM
2005-06	9	0	0	0	...	0
Total	9	0	0	0	...	0



ALL-TIME CBJ REGISTER

JAMIE PUSHOR, D

Selected in the Expansion Draft on June 23, 2000. Traded to Pittsburgh for a fourth round pick in the 2003 Draft on Mar. 15, 2002. Signed as a free agent on Dec. 10, 2003. Traded to the NY Rangers for an eighth round pick in the 2004 Draft on Jan. 23, 2004. Signed as a free agent on Oct. 5, 2005.

Year	GP	G	A	PTS	+/-	PIM
2000-01	75	3	10	13	7	94
2001-02	61	0	6	6	-10	54
2003-04	7	0	0	0	-2	2
2005-06	4	1	2	3	1	0
Total	147	4	18	22	-4	150

KYLE QUINCEY, D

Acquired from New Jersey for D Dalton Prout on Mar. 1, 2017.

Year	GP	G	A	PTS	+/-	PIM
2016-17	20	2	1	3	0	12
Total	20	2	1	3	0	12

DERON QUINT, D

Acquired from New Jersey for past considerations on June 23, 2000.

Year	GP	G	A	PTS	+/-	PIM
2000-01	57	7	16	23	-19	16
2001-02	75	7	18	25	-34	26
Total	132	14	34	48	-53	42

JOHN RAMAGE, D

Signed as a free agent on July 3, 2015.

Year	GP	G	A	PTS	+/-	PIM
2015-16	1	0	0	0	-2	0
Total	1	0	0	0	-2	0

JEREMY REICH, LW

Signed as a free agent on May 17, 2000.

Year	GP	G	A	PTS	+/-	PIM
2003-04	9	0	1	1	-3	20
Total	9	0	1	1	-3	20

LUKE RICHARDSON, D

Signed as a free agent on July 4, 2002. Traded to Toronto for a conditional pick on March 8, 2006.

Year	GP	G	A	PTS	+/-	PIM
2002-03	82	0	13	13	-16	73
2003-04	64	1	5	6	-11	48
2005-06	44	1	6	7	-18	30
Total	190	2	24	26	-45	151



CRAIG RIVET, D

Claimed off waivers from Buffalo on Feb. 26, 2011.

Year	GP	G	A	PTS	+/-	PIM
2010-11	14	1	0	1	-7	23
Total	14	1	0	1	-7	23

ERIC ROBINSON, LW

Signed an entry level contract as a free agent on March 26, 2018.

Year	GP	G	A	PTS	+/-	PIM
2017-18	1	0	0	0	1	0
2018-19	13	0	0	0	-4	0
Total	14	0	0	0	-3	0

TODD ROHLOFF, D

Signed as a free agent on Sept. 5, 2003. Claimed off waivers by Washington on Jan. 9, 2004.

Year	GP	G	A	PTS	+/-	PIM
2003-04	24	0	2	2	-12	8
Total	24	0	2	2	-12	8

AARON ROME, D

Acquired with D Clay Wilson from Anaheim for C Geoff Platt on Nov. 15, 2007.

Year	GP	G	A	PTS	+/-	PIM
2007-08	17	1	1	2	-4	33
2008-09	8	0	1	1	1	0
Total	25	1	2	3	-3	33

MATHIEU ROY, D

Signed as a free agent on July 14, 2009.

Year	GP	G	A	PTS	+/-	PIM
2009-10	31	0	10	10	-2	17
Total	31	0	10	10	-2	17

MICHAEL RUPP, C

Acquired from Phoenix with LW Jason Chimera and D Cale Hulse for LW Geoff Sanderson and RW Tim Jackman on Oct. 8, 2005.

Year	GP	G	A	PTS	+/-	PIM
2005-06	39	4	2	6	-3	58
Total	39	4	2	6	-3	58

KRIS RUSSELL, D

Selected 67th overall in the 2005 Draft. Traded to St. Louis for D Nikita Nikitin on Nov. 11, 2012.

Year	GP	G	A	PTS	+/-	PIM
2007-08	67	2	8	10	-12	14
2008-09	66	2	19	21	-10	28
2009-10	70	7	15	22	3	32
2010-11	73	5	18	23	-9	37
2011-12	12	2	1	3	-1	13
Total	288	18	61	79	-29	124

RYAN RUSSELL, LW

Acquired from Montreal for RW Mike Blunden on July 7, 2011.

Year	GP	G	A	PTS	+/-	PIM
2011-12	41	2	0	2	-7	2
Total	41	2	0	2	-7	2

KERBY RYCHEL, LW

Selected 19th overall in the 2013 Draft. Traded to Toronto for D Scott Harrington on June 25, 2016.

Year	GP	G	A	PTS	+/-	PIM
2014-15	5	0	3	3	3	2
2015-16	32	2	7	9	5	15
Total	37	2	10	12	8	17

BRANDON SAAD, LW

Acquired from Chicago with D Michael Paliotta and C Alex Broadhurst for C Artem Anisimov, C Marko Dano, LW Corey Tropp, LW Jeremy Morin and a fourth round pick in the 2016 Draft on June 30, 2015. Traded to Chicago with G Anton Forsberg and a fifth round selection in the 2018 NHL Draft for LW Artemi Panarin, LW Tyler Motte and a sixth round pick in the 2017 Draft on June 23, 2017.

Year	GP	G	A	PTS	+/-	PIM
2015-16	78	31	22	53	1	14
2016-17	82	24	29	53	23	8
Total	160	55	51	106	24	22

GEOFF SANDERSON, LW

Selected in the Expansion Draft on June 23, 2000. Traded to Vancouver for a third round pick in the 2004 Draft on Mar. 9, 2004. Claimed off waivers from Vancouver on June 28, 2004. Traded to Phoenix with RW Tim Jackman for LW Jason Chimera, C Michael Rupp and D Cale Hulse on Oct. 8, 2005.

Year	GP	G	A	PTS	+/-	PIM
2000-01	68	30	26	56	4	46
2001-02	42	11	5	16	-15	12
2002-03	82	34	33	67	-4	34
2003-04	67	13	16	29	-9	34
2005-06	2	0	0	0	-1	0
Total	261	88	80	168	-25	126

ALL-TIME CBJ REGISTER



CURTIS SANFORD, G

Signed as a free agent on July 1, 2011.

Year	GP	G	A	PTS	+/-	PIM
2011-12	36	0	0	0	...	0
Total	36	0	0	0	...	0

PETER SARNO, C

Signed as a free agent on Aug. 22, 2005.

Year	GP	G	A	PTS	+/-	PIM
2005-06	1	0	0	0	0	0
Total	1	0	0	0	0	0

DAVID SAVARD, D

Selected 94th overall in the 2009 Draft.

Year	GP	G	A	PTS	+/-	PIM
2011-12	31	2	8	10	0	16
2012-13	4	0	0	0	-3	0
2013-14	70	5	10	15	+2	28
2014-15	82	11	25	36	0	71
2015-16	65	4	21	25	-7	45
2016-17	74	6	17	23	33	44
2017-18	81	4	12	16	2	32
2018-19	82	8	16	24	19	36
Total	489	40	109	149	46	272

JORDAN SCHROEDER, LW

Acquired from Minnesota for C Dante Salituro on June 23, 2017. Traded to Chicago in exchange for G J.F. Berube on June 27, 2018.

Year	GP	G	A	PTS	+/-	PIM
2017-18	21	1	1	2	-4	4
Total	21	1	1	2	-4	4

NICK SCHULTZ, D

Acquired from Edmonton in exchange for a fifth round pick in the 2014 NHL Draft on Mar. 5, 2014.

Year	GP	G	A	PTS	+/-	PIM
2013-14	9	0	1	1	-2	4
Total	9	0	1	1	-2	4

DARREL SCOVILLE, D

Signed as a free agent on July 10, 2001.

Year	GP	G	A	PTS	+/-	PIM
2002-03	2	0	0	0	0	4
2003-04	8	0	1	1	-4	6
Total	10	0	1	1	-4	10

LUKAS SEDLAK, C

Selected 158th overall in the 2011 Draft.

Year	GP	G	A	PTS	+/-	PIM
2016-17	62	7	6	13	10	25
2017-18	53	4	4	8	-3	21
2018-19	47	4	2	6	-5	10
Total	162	15	12	27	2	56

ALEXANDER SELIVANOV, RW

Signed as a free agent on Nov. 27, 2000.

Year	GP	G	A	PTS	+/-	PIM
2000-01	59	8	11	19	-11	38
Total	59	8	11	19	-11	38

SEAN SELMSER, LW

Signed as a free agent on Aug. 3, 2000.

Year	GP	G	A	PTS	+/-	PIM
2000-01	1	0	0	0	0	5
Total	1	0	0	0	0	5

TOM SESTITO, LW

Selected 85th overall in the 2006 Draft. Traded to Philadelphia for RW Greg Moore and C Michael Chaput on Feb. 28, 2011.

Year	GP	G	A	PTS	+/-	PIM
2007-08	1	0	0	0	0	17
2009-10	3	0	0	0	0	7
2010-11	9	2	2	4	-4	40
Total	13	2	2	4	-4	64

CAM SEVERSON, LW

Acquired from Calgary for D Cale Hulse on Feb. 28, 2006.

Year	GP	G	A	PTS	+/-	PIM
2005-06	4	0	0	0	0	5
Total	4	0	0	0	0	5

JODY SHELLEY, LW

Signed as a free agent on Jan. 31, 2001. Traded to San Jose for a sixth round pick in the 2009 Draft on Jan. 29, 2008.

Year	GP	G	A	PTS	+/-	PIM
2000-01	1	0	0	0	0	10
2001-02	52	3	3	6	1	206
2002-03	68	1	4	5	-5	249
2003-04	76	3	3	6	-10	228
2005-06	80	3	7	10	-4	163
2006-07	72	1	1	2	-6	125
2007-08	31	0	0	0	-2	44
Total	380	11	18	29	-26	1,025



KOLE SHERWOOD, RW

Signed as a free agent on July 7, 2015.

Year	GP	G	A	PTS	+/-	PIM
2018-19	2	0	0	0	0	0
Total	2	0	0	0	0	0

MIKE SILLINGER, C

Signed as a free agent on July 7, 2001. Traded to Dallas with a second round draft pick in the 2004 Draft for D Darryl Sydor on July 22, 2003.

Year	GP	G	A	PTS	+/-	PIM
2001-02	80	20	23	43	-35	54
2002-03	75	18	25	43	-21	52
Total	155	38	48	86	-56	106

BEN SIMON, C

Signed as a free agent on Aug. 11, 2005.

Year	GP	G	A	PTS	+/-	PIM
2005-06	13	0	0	0	-4	4
Total	13	0	0	0	-4	4

JACK SKILLE, RW

Signed as a free agent on July 7, 2013. Claimed off waivers from NY Islanders on Oct. 5, 2014.

Year	GP	G	A	PTS	+/-	PIM
2013-14	16	4	0	4	2	6
2014-15	45	6	2	8	-18	16
Total	61	10	2	12	-16	22

BLAKE SLOAN, RW

Claimed off waivers from Dallas on Mar. 13, 2001. Traded to Calgary for D Jamie Allison on Mar. 19, 2002.

Year	GP	G	A	PTS	+/-	PIM
2000-01	14	1	0	1	-2	13
2001-02	60	2	7	9	-18	46
Total	74	3	7	10	-20	59

JAROSLAV SPACEK, D

Acquired from Chicago with a second round pick in the 2003 Draft for D Lyle Odelein on Mar. 19, 2002.

Year	GP	G	A	PTS	+/-	PIM
2001-02	14	2	3	5	-9	24
2002-03	81	9	36	45	-23	70
2003-04	58	5	17	22	-13	45
Total	153	16	56	72	-45	139



ALL-TIME CBJ REGISTER

MARTIN SPANHEL, LW

Signed as a free agent on May 30, 2000.

Year	GP	G	A	PTS	+/-	PIM
2000-01	6	1	0	1	-1	2
2001-02	4	1	0	1	-2	2
Total	10	2	0	2	-3	4

KEVIN STENLUND, C

Selected 58th overall in the 2015 Draft.

Year	GP	G	A	PTS	+/-	PIM
2018-19	4	0	0	0	0	4
Total	4	0	0	0	0	4

ANTON STRALMAN, D

Acquired from Calgary for a third round pick in the 2010 Draft on Sept. 28, 2009.

Year	GP	G	A	PTS	+/-	PIM
2009-10	73	6	28	34	-17	37
2010-11	51	1	17	18	-11	22
Total	124	7	45	52	-28	59

FREDERIC ST-DENIS, D

Signed as a free agent on July 7, 2013.

Year	GP	G	A	PTS	+/-	PIM
2014-15	4	0	1	1	-1	0
Total	4	0	1	1	-1	0

RADOSLAV SUCHY, D

Acquired from Phoenix with a sixth round pick in the 2005 Draft for a fourth round pick in the 2005 Draft.

Year	GP	G	A	PTS	+/-	PIM
2005-06	79	1	7	8	-8	30
Total	79	1	7	8	-8	30

ALEXANDER SVITOV, C

Acquired from Tampa Bay along with a third round pick in the 2004 Draft for D Darryl Sydor and a fourth round pick in the 2004 Draft on Jan. 27, 2004.

Year	GP	G	A	PTS	+/-	PIM
2003-04	29	2	6	8	-8	16
2006-07	76	7	11	18	-10	145
Total	105	9	17	26	-18	161

DARRYL SYDOR, D

Acquired from Dallas for Mike Sillinger and a second round pick in the 2004 Draft on July 22, 2003. Traded to Tampa Bay along with a fourth round pick in the 2004 Draft for C Alexander Svitov and a third round pick in the 2004 Draft on Jan. 27, 2004.

Year	GP	G	A	PTS	+/-	PIM
2003-04	49	2	13	15	-19	26
Total	49	2	13	15	-19	26

DICK TARNSTROM, D

Acquired from Edmonton for LW Curtis Glencross on Feb. 1, 2008.

Year	GP	G	A	PTS	+/-	PIM
2007-08	19	2	7	9	-5	12
Total	9	2	7	9	-5	12

ALEXANDRE TEXIER, C

Selected 45th overall in the 2018 Draft.

Year	GP	G	A	PTS	+/-	PIM
2018-19	2	1	0	1	3	0
Total	2	1	0	1	3	0

MATTIAS TIMANDER, D

Selected in the Expansion Draft on June 23, 2000. Traded to NY Islanders for a fourth round pick in 2002 Draft on June 22, 2002.

Year	GP	G	A	PTS	+/-	PIM
2000-01	76	2	9	11	-8	24
2001-02	78	4	7	11	-33	44
Total	154	6	16	22	-41	68

OLE-KRISTIAN TOLLEFSEN, D

Selected 65th overall in the 2002 Draft.

Year	GP	G	A	PTS	+/-	PIM
2005-06	5	0	0	0	-2	2
2006-07	70	2	3	5	2	123
2007-08	51	2	2	4	-3	111
2008-09	19	0	1	1	-4	37
Total	145	4	6	10	-7	273

RAFFI TORRES, LW

Acquired from Edmonton for C Gilbert Brule on July 1, 2008. Traded to Buffalo for D Nathan Paetsch and a second round pick in the 2010 Draft on Mar. 3, 2010.

Year	GP	G	A	PTS	+/-	PIM
2008-09	51	12	8	20	-4	23
2009-10	60	19	12	31	-8	32
Total	111	31	20	51	-12	55

COREY TROPP, RW

Claimed off waivers from Buffalo on Nov. 28, 2013. Traded to Chicago with C Artem Anisimov, C Marko Dano, LW Jeremy Morin and a fourth round pick in the 2016 Draft for LW Brandon Saad, D Michael Paliotta and C Alex Broadhurst on June 30, 2015.

Year	GP	G	A	PTS	+/-	PIM
2013-14	44	2	8	10	11	37
2014-15	61	1	7	8	-14	76
Total	105	3	15	18	-3	113

RON TUGNUTT, G

Signed as a free agent on July 4, 2000. Traded to Dallas with a second round pick in the 2002 Draft for a first round pick in the 2002 Draft on June 17, 2002.

Year	GP	G	A	PTS	+/-	PIM
2000-01	53	0	1	1	...	2
2001-02	44	0	1	1	...	0
Total	97	0	2	2	...	2

T.J. TYNAN, C

Selected 66th overall in the 2011 NHL Draft.

Year	GP	G	A	PTS	+/-	PIM
2016-17	3	0	0	0	-1	0
Total	3	0	0	0	-1	0

DANA TYRELL, C

Acquired from Tampa Bay with D Matt Taormina for LW Jonathan Marchessault and LW Dalton Smith on Mar. 3, 2014.

Year	GP	G	A	PTS	+/-	PIM
2014-15	3	0	0	0	-1	0
Total	3	0	0	0	-1	0

FEDOR TYUTIN, D

Acquired with D Christian Backman from the NY Rangers for RW Nikolai Zherdev and RW Dan Fritsche on July 2, 2008. Bought out on June 29, 2016.

Year	GP	G	A	PTS	+/-	PIM
2008-09	82	9	25	34	1	81
2009-10	80	6	26	32	-7	49
2010-11	80	7	20	27	-12	32
2011-12	66	5	21	26	-21	49
2012-13	48	4	18	22	9	28
2013-14	69	4	22	26	6	44
2014-15	67	3	12	15	8	40
2015-16	61	1	2	3	-6	28
Total	553	39	146	185	-22	351



R.J. UMBERGER, C

Acquired with a fourth round pick in the 2008 Draft from Philadelphia for a first round pick and a third round pick in the 2008 Draft on June 20, 2008. Traded with a fourth round pick in the 2015 Draft to Philadelphia for LW Scott Hartnell on June 23, 2014.

Year	GP	G	A	PTS	+/-	PIM
2008-09	82	26	20	46	-10	53
2009-10	82	23	32	55	-16	40
2010-11	82	25	32	57	3	38
2011-12	77	20	20	40	-10	27
2012-13	48	8	10	18	3	16
2013-14	74	18	16	34	-3	26
Total	445	120	130	250	-33	200

ALL-TIME CBJ REGISTER



SCOTTIE UPSHALL, RW

Acquired with D Sami Lepisto from Phoenix for D Rostislav Klesla and C Dane Byers on Feb. 28, 2011.

Year	GP	G	A	PTS	+/-	PIM
2010-11	21	6	1	7	-12	10
Total	21	6	1	7	-12	10

DARREN VAN IMPE, D

Signed as a free agent on Jan. 20, 2003.

Year	GP	G	A	PTS	+/-	PIM
2002-03	14	1	1	2	-6	10
Total	14	1	1	2	-6	10

THOMAS VANEK, LW

Acquired from Vancouver for LW Jussi Jokinen and C Tyler Motte on Feb. 26, 2018.

Year	GP	G	A	PTS	+/-	PIM
2017-18	19	7	8	15	9	8
Total	19	7	8	15	9	8

ANTOINE VERMETTE, C

Acquired from Ottawa for G Pascal Leclaire and a second round pick in the 2009 Draft on Mar. 4, 2009. Traded to Phoenix for G Curtis McElhinney, a second round pick in 2012 and a conditional fifth round pick in 2013 on Feb. 22, 2012.

Year	GP	G	A	PTS	+/-	PIM
2008-09	17	7	6	13	5	8
2009-10	82	27	38	65	2	32
2010-11	82	19	28	47	0	60
2011-12	60	8	19	27	-17	12
Total	241	61	91	152	-10	112

JAKUB VORACEK, RW

Selected seventh overall in the 2006 Draft. Traded to Philadelphia with a first round pick and a third round pick in the 2011 Draft for C Jeff Carter on June 22, 2007.

Year	GP	G	A	PTS	+/-	PIM
2008-09	80	9	29	38	11	44
2009-10	81	16	34	50	-7	26
2010-11	80	14	32	46	-3	26
Total	241	39	95	134	1	96

DAVID VYBORNY, RW

Signed as a free agent on June 8, 2000.

Year	GP	G	A	PTS	+/-	PIM
2000-01	79	13	19	32	-9	22
2001-02	75	13	18	31	-14	6
2002-03	79	20	26	46	12	16
2003-04	82	22	31	53	-26	40
2005-06	80	22	43	65	-9	50
2006-07	82	16	48	64	6	60
2007-08	66	7	19	26	-8	34
Total	543	113	204	317	-48	228



DERRICK WALSER, D

Signed as a free agent on Sept. 17, 2001. Traded to Carolina with a fourth round pick in the 2006 Draft for a fourth round pick in the 2005 Draft on July 30, 2005. Acquired from Carolina for D Mark Flood on Nov. 29, 2006.

Year	GP	G	A	PTS	+/-	PIM
2001-02	2	1	0	1	-2	0
2002-03	53	4	13	17	-9	34
2003-04	27	1	8	9	-6	22
2006-07	9	2	0	2	-1	0
Total	91	8	21	29	-18	56

ALEXANDER WENNBERG, C

Selected 14th overall in the 2013 Draft.

Year	GP	G	A	PTS	+/-	PIM
2014-15	68	4	16	20	-19	22
2015-16	69	8	32	40	-1	2
2016-17	80	13	46	59	9	21
2017-18	66	8	27	35	22	12
2018-19	75	2	23	25	-1	12
Total	358	35	144	179	10	69

ZACH WERENSKI, D

Selected eighth overall in the 2015 Draft.

Year	GP	G	A	PTS	+/-	PIM
2016-17	78	11	36	47	17	14
2017-18	77	16	21	37	8	16
2018-19	82	11	33	44	-12	18
Total	237	38	90	128	13	48

DUVIE WESTCOTT, D

Signed as a free agent on May 10, 2001.

Year	GP	G	A	PTS	+/-	PIM
2001-02	4	0	0	0	-2	2
2002-03	39	0	7	7	-3	77
2003-04	34	0	7	7	-15	39
2005-06	78	6	22	28	1	133
2006-07	23	4	6	10	-13	18
2007-08	23	1	3	4	-10	30
Total	201	11	45	56	-42	299

RAY WHITNEY, LW

Acquired from Florida with future considerations for C Kevyn Adams and a fourth round pick in the 2001 Draft on Mar. 13, 2001.

Year	GP	G	A	PTS	+/-	PIM
2000-01	3	0	3	3	-1	2
2001-02	67	21	40	61	-22	12
2002-03	81	24	52	76	-26	22
Total	151	45	95	140	-49	36

JASON WILLIAMS, C

Acquired from Atlanta for D Clay Wilson and a sixth round pick in the 2009 Draft on Jan. 14, 2009.

Year	GP	G	A	PTS	+/-	PIM
2008-09	39	12	17	29	5	16
Total	39	12	17	29	5	16

CLAY WILSON, D

Acquired with D Aaron Rome from Anaheim for C Geoff Platt on Nov. 15, 2007. Traded to Atlanta with a sixth round pick in the 2009 Draft in exchange for C Jason Williams on Jan. 14, 2009.

Year	GP	G	A	PTS	+/-	PIM
2007-08	7	1	1	2	3	2
2008-09	5	0	1	1	-2	0
Total	12	1	2	3	1	2

KYLE WILSON, C

Signed as a free agent on July 2, 2010.

Year	GP	G	A	PTS	+/-	PIM
2010-11	32	4	7	11	-3	12
Total	32	4	7	11	-3	12

JAMES WISNIEWSKI, D

Rights acquired from Montreal for a fifth round pick in the 2012 Draft on June 29, 2011. Signed on July 1, 2011. Traded to Anaheim with a third round pick in the 2015 Draft for LW Rene Bourque, C William Karlsson and a second round pick in the 2015 Draft on Mar. 2, 2015.

Year	GP	G	A	PTS	+/-	PIM
2011-12	48	6	21	27	-13	37
2012-13	30	5	9	14	-1	15
2013-14	75	7	44	51	0	61
2014-15	56	8	21	29	-10	34
Total	209	26	95	121	-24	147



ALL-TIME CBJ REGISTER

TYLER WRIGHT, C

Selected in the Expansion Draft on June 23, 2000. Traded to Anaheim with D Francois Beauchemin for C Sergei Fedorov and a fifth round pick in the 2006 Draft on Nov. 15, 2005.

Year	GP	G	A	PTS	+/-	PIM
2000-01	76	16	16	32	-9	140
2001-02	77	13	11	24	-40	100
2002-03	70	19	11	30	-25	113
2003-04	68	9	9	18	-19	63
2005-06	18	0	4	4	-3	20
Total	309	57	51	108	-96	436

ALLEN YORK, G

Selected 158th overall in the 2007 Draft.

Year	GP	G	A	PTS	+/-	PIM
2011-12	11	0	0	0	...	0
Total	11	0	0	0	...	0

MIKE YORK, C

Signed as a free agent on July 25, 2008.

Year	GP	G	A	PTS	+/-	PIM
2008-09	1	0	0	0	0	0
Total	1	0	0	0	0	0

NIKOLAI ZHERDEV, RW

Selected fourth overall in the 2003 Draft. Traded to the NY Rangers with RW Dan Fritsche for D Fedor Tyutin and D Christian Backman on July 2, 2008.

Year	GP	G	A	PTS	+/-	PIM
2003-04	57	13	21	34	-11	54
2005-06	73	27	27	54	-13	50
2006-07	71	10	22	32	-19	26
2007-08	82	26	35	61	-9	34
Total	283	76	105	181	-52	164

GOALTENDERS

SERGEI BOBROVSKY

Acquired from Philadelphia in exchange for second and fourth round picks in the 2012 Draft and a fourth round pick in the 2013 Draft on June 22, 2012.

Year	GP	MIN	W	L	OT	SO	GA	SV	GAA	SV%
2012-13	38	2,219	21	11	6	4	74	1,010	2.00	.932
2013-14	58	3,299	32	20	5	5	131	1,568	2.38	.923
2014-15	51	2,994	30	17	3	2	134	1,498	2.68	.918
2015-16	37	2,116	15	19	1	1	97	952	2.75	.907
2016-17	63	3,708	41	17	5	7	127	1,727	2.06	.931
2017-18	65	3,912	37	22	6	5	158	1,835	2.42	.921
2018-19	62	4,557	37	24	1	9	153	1,603	2.58	.913
Total	374	21,804	213	130	27	33	874	10,193	2.40	.921

BRIAN BOUCHER

Claimed off waivers from Chicago on Feb. 27, 2007.

Year	GP	MIN	W	L	OT	SO	GA	SV	GAA	SV%
2006-07	3	142	1	1	0	0	9	58	3.79	.866
Total	3	142	1	1	0	0	9	58	3.79	.866

FRED BRATHWAITE

Signed as a free agent on June 2, 2003.

Year	GP	MIN	W	L	OT	SO	GA	SV	GAA	SV%
2003-04	21	1,050	4	11	1	0	59	515	3.37	.897
Total	21	1,050	4	11	1	0	59	515	3.37	.897

TY CONKLIN

Signed as a free agent on July 6, 2007. Traded to Buffalo for a fifth round pick in the 2007 Draft on Feb. 27.

Year	GP	MIN	W	L	OT	SO	GA	SV	GAA	SV%
2006-07	11	491	2	3	2	0	27	183	3.30	.871
Total	11	491	2	3	2	0	27	183	3.30	.871

MARC DENIS

Acquired from Colorado for a second round pick in the 2000 Draft on June 7, 2000. Traded to Tampa Bay for LW Fredrik Modin and G Fredrik Norrena on June 30, 2006.

Year	GP	MIN	W	L	OT	SO	GA	SV	GAA	SV%
2000-01	32	1,830	6	20	4	0	99	841	3.25	.895
2001-02	42	2,335	9	24	5	1	121	1,076	3.11	.899
2002-03	77	4,511	27	41	8	5	232	2,172	3.09	.903
2003-04	66	3,796	21	36	7	5	162	1,808	2.56	.918
2005-06	49	2,786	21	25	1	1	151	1,354	3.25	.900
Total	266	15,259	84	146	25	12	765	7,251	3.01	.904



WADE DUBIELEWICZ

Claimed off waivers from the NY Islanders on Jan. 17, 2009.

Year	GP	MIN	W	L	OT	SO	GA	SV	GAA	SV%
2008-09	3	169	1	2	0	0	10	67	3.56	.870
Total	3	169	1	2	0	0	10	67	3.56	.870

ANTON FORSBERG

Selected 188th overall in the 2011 Draft. Traded with LW Brandon Saad and a 2018 fifth round pick to Chicago for LW Artemi Panarin, LW Tyler Motte and a 2017 fifth round selection on June 23, 2017.

Year	GP	MIN	W	L	OT	SO	GA	SV	GAA	SV%
2014-15	5	256	0	4	0	0	20	129	4.69	.866
2015-16	4	178	1	3	0	0	9	88	3.03	.907
2016-17	1	59	0	1	0	0	4	23	4.07	.852
Total	10	492	1	8	0	0	33	240	4.02	.879

MATHIEU GARON

Signed as a free agent on July 1, 2009.

Year	GP	MIN	W	L	OT	SO	GA	SV	GAA	SV%
2009-10	35	1,771	12	9	6	2	83	775	2.81	.903
2010-11	36	1,938	10	14	6	3	88	799	2.72	.901
Total	71	3,709	22	23	12	5	171	1,574	2.77	.902

SHAWN HUNWICK

Signed as a free agent on Mar. 29, 2012.

Year	GP	MIN	W	L	OT	SO	GA	SV	GAA	SV%
2011-12	1	3	0	0	0	0	0	0	0.00	.000
Total	1	3	0	0	0	0	0	0	0.00	.000

KEITH KINKAID, G

Acquired from New Jersey for a fifth round pick in the 2022 NHL Draft on Feb. 25, 2019.

Year	GP	MIN	W	L	OT	SO	GA	SV	GAA	SV%
2018-19	DNP									
Total	DNP									

JOONAS KORPISALO

Selected 62nd overall in the 2012 Draft.

Year	GP	MIN	W	L	OT	SO	GA	SV	GAA	SV%
2015-16	31	1,803	16	11	4	0	78	891	2.60	.919
2016-17	14	791	7	5	1	1	38	363	2.88	.905
2017-18	18	1,049	8	8	1	0	58	506	3.32	.897
2018-19	27	1,361	10	7	3	0	67	584	2.95	.897
Total	90	5,003	41	31	9	1	241	2,344	2.89	.907

JEAN-FRANCOIS LABBE

Acquired from the NY Rangers for D Bert Robertsson on Nov. 9, 2000.

Year	GP	MIN	W	L	OT	SO	GA	SV	GAA	SV%
2001-02	3	117	1	1	0	0	6	62	3.08	.912
2002-03	11	451	2	4	0	0	27	206	3.59	.884
Total	14	568	3	5	0	0	33	268	3.48	.890

ALL-TIME CBJ REGISTER



DAN LaCOSTA

Selected 93rd overall in the 2004 Draft.

Year	GP	MIN	W	L	OT	SO	GA	SV	GAA	SV%
2007-08	1	13	0	0	0	0	0	5	0.00	1.000
2008-09	3	156	2	0	0	1	4	76	1.54	.950
Total	4	169	2	0	0	1	4	81	1.42	.953

PASCAL LECLAIRE

Selected eighth overall in the 2001 Draft. Traded to Ottawa with a second round pick in the 2009 Draft for C Antoine Vermette on Mar. 4, 2009.

Year	GP	MIN	W	L	OT	SO	GA	SV	GAA	SV%
2003-04	2	119	0	2	0	0	7	62	3.52	.898
2005-06	33	1,804	11	15	3	0	97	987	3.23	.910
2006-07	24	1,315	6	15	2	1	65	564	2.97	.897
2007-08	54	2,986	24	17	6	9	112	1,267	2.25	.919
2008-09	12	674	4	6	1	0	43	281	3.83	.867
Total	125	6,898	45	55	12	10	324	3,161	2.82	.907

DAVID LENEVEU

Signed as a free agent on July 7, 2010.

Year	GP	MIN	W	L	OT	SO	GA	SV	GAA	SV%
2010-11	1	20	0	0	0	0	2	10	6.00	.833
Total	1	20	0	0	0	0	2	10	6.00	.833

STEVE MASON

Selected 69th overall in the 2006 Draft. Traded to Philadelphia for G Michael Leighton and a third round pick in the 2015 Draft on Apr. 3, 2013.

Year	GP	MIN	W	L	OT	SO	GA	SV	GAA	SV%
2008-09	61	3,664	33	20	7	10	140	1,518	2.29	.915
2009-10	58	3,201	20	26	9	5	163	1,490	3.05	.901
2010-11	54	3,027	24	21	7	3	153	1,388	3.03	.901
2011-12	46	2,534	16	26	3	1	143	1,212	3.39	.894
2012-13	13	712	3	6	1	0	35	311	2.95	.899
Total	232	13,137	96	99	26	27	634	5,919	2.90	.903



CURTIS McELHINNEY

Acquired from Phoenix along with two draft picks on Feb. 22, 2012 in exchange for C Antoine Vermette. Claimed off waivers by Toronto on Jan. 1, 2017.

Year	GP	MIN	W	L	OT	SO	GA	SV	GAA	SV%
2013-14	28	1,423	10	11	1	2	64	639	2.70	.909
2014-15	32	1,710	12	14	2	0	82	867	2.88	.913
2015-16	18	835	2	7	3	0	46	371	3.31	.890
2016-17	7	836	2	1	2	0	15	183	2.39	.924
Total	85	4,345	26	33	8	2	207	2,060	2.86	.909

MIKE McKENNA

Signed as a free agent on July 5, 2014.

Year	GP	MIN	W	L	OT	SO	GA	SV	GAA	SV%
2013-14	4	219	1	1	1	0	11	103	3.01	.903
Total	4	219	1	1	1	0	11	103	3.01	.903

FREDRIK NORRENA

Acquired from Tampa Bay with LW Fredrik Modin for G Marc Denis on June 20, 2006.

Year	GP	MIN	W	L	OT	SO	GA	SV	GAA	SV%
2006-07	55	2,952	24	23	3	3	137	1,283	2.78	.903
2007-08	37	1,960	10	19	6	2	89	767	2.73	.896
2008-09	8	323	1	3	2	0	17	116	3.16	.872
Total	100	5,235	35	45	11	5	243	2,166	2.79	.899

TOMAS POPPERLE

Selected 131st overall in the 2005 Draft.

Year	GP	MIN	W	L	OT	SO	GA	SV	GAA	SV%
2006-07	2	44	0	0	0	0	1	13	1.35	.928
Total	2	44	0	0	0	0	1	13	1.35	.928

MARTIN PRUSEK

Signed as a free agent on Aug. 4, 2005.

Year	GP	MIN	W	L	OT	SO	GA	SV	GAA	SV%
2005-06	9	373	3	3	0	0	20	145	3.21	.879
Total	9	373	3	3	0	0	20	145	3.21	.879

CURTIS SANFORD

Signed as a free agent on July 1, 2011.

Year	GP	MIN	W	L	OT	SO	GA	SV	GAA	SV%
2011-12	36	1,983	10	18	4	1	86	885	2.60	.911
Total	36	1,983	10	18	4	1	86	885	2.60	.911

RON TUGNUTT

Signed as a free agent on July 4, 2000. Traded to Dallas with a second round pick in the 2002 Draft for a first round pick in the 2002 Draft on June 17, 2002.

Year	GP	MIN	W	L	OT	SO	GA	SV	GAA	SV%
2000-01	53	3,129	22	25	5	4	127	1,401	2.44	.917
2001-02	44	2,502	12	27	3	2	119	1,076	2.85	.900
Total	97	5,631	34	52	8	6	246	2,477	2.62	.910

ALLEN YORK

Selected 158th overall in the 2007 Draft.

Year	GP	MIN	W	L	OT	SO	GA	SV	GAA	SV%
2011-12	11	417	3	2	0	0	16	183	2.30	.919
Total	11	417	3	2	0	0	16	183	2.30	.919

PLAYERS WHO'VE PLAYED FOR THE JACKETS ON MULTIPLE OCCASIONS

ANDERS ERIKSSON, D

ACQUIRED	YR(S) PLAYED	TOTALS
Signed Oct. 10, 2003	2003-04	7-20-27 in 66 GP
Signed July 1, 2006	2006-07	0-23-23 in 79 GP

AARON JOHNSON, D

ACQUIRED	YR(S) PLAYED	TOTALS
2001 NHL Draft	2003-07	7-19-26 in 116 GP
Signed July 5, 2011	2011-12	3-13-16 in 56 GP

MARK LETESTU, C

ACQUIRED	YR(S) PLAYED	TOTALS
Trade (PIT) Nov. 8, 2011	2011-15	43-55-98 in 233 GP
Trade (NSH) Feb. 25, 2018	2017-19	1-3-4 in 22 GP

JAMIE PUSHOR, D

ACQUIRED	YR(S) PLAYED	TOTALS
2000 Expansion Draft	2000-02	3-16-19 in 136 GP
Signed Dec. 10, 2003	2003-04	0-0-0 in 7 GP
Signed Oct. 1, 2005	2005-06	1-2-3 in 4 GP

GEOFF SANDERSON, LW

ACQUIRED	YR(S) PLAYED	TOTALS
2000 Expansion Draft	2000-04	88-80-168 in 259 GP
Waivers (VAN) June 28, 2004	2005-06	0-0-0 in 2 GP

DERRICK WALSER, D

ACQUIRED	YR(S) PLAYED	TOTALS
Signed Sept. 17, 2001	2001-04	6-21-27 in 82 GP
Trade (CAR) Nov. 29, 2006	2006-07	2-0-2 in 9 GP



ALL-TIME NUMERICAL REGISTER

1

J.F. Labbe, 2001-02
Tomas Popperle, 2006-07
Steve Mason, 2008-13

2

Anders Eriksson, 2003-04; 2006-07
Kris Russell, 2007-08
Nate Guenin, 2010-11
Andrew Bodnarchuk, 2015-16

3

Frantisek Kucera, 2000-01
Jaroslav Spacek, 2001-04
Marc Methot, 2008-12
Jordan Leopold, 2014-15
Seth Jones, 2015-

4

Lyle Odelein, 2000-02
Bryan Berard, 2005-07
Clay Wilson, 2007-09
Nathan Paetsch, 2009-10
Sami Lepisto, 2010-11
John Moore, 2011-13
Kevin Connauton, 2014-16
Scott Harrington, 2017-

5

Jamie Pushor, 2000-02; 2005-06
Darryl Sydor, 2003-04
Christian Backman, 2008-09
Aaron Johnson, 2011-12
Jack Skille, 2013-14

6

Jamie Heward, 2000-02
Jamie Pushor, 2003-04
Ron Hainsey, 2005-08
Anton Stralman, 2009-11
Nikita Nikitin, 2011-14
Adam Clendening, 2018-

7

Deron Quint, 2000-02
Scott Lachance, 2002-04
John Moore, 2010-11
Jeff Carter, 2011-12
Jack Johnson, 2011-18

8

Geoff Sanderson, 2000-06
Jan Hejda, 2007-10
Maksim Mayorov, 2011-12
Nathan Horton, 2013-15
Zach Werenski, 2016-

9

David Vyborny, 2000-08
Scottie Upshall, 2010-11
Colton Gillies, 2011-13
Jeremy Morin, 2014-15
Gregory Campbell, 2015-16
Artemi Panarin, 2017-19

10

Serge Aubin, 2000-02
Trevor Letowski, 2003-06
Duvie Westcott, 2006-08
Kris Russell, 2008-11
Mark Letestu, 2012-13
Marian Gaborik, 2013-14
Jack Skille, 2014-15
Alexander Wennberg, 2016-

11

Kevin Dineen, 2000-03
Curtis Glencross, 2007-08
Craig MacDonald, 2008-09
Chris Clark, 2009-11
Matt Calvert, 2010-18
Kevin Stenlund, 2018-

12

Ted Drury, 2000-01
Sean Pronger, 2001-02
Mathieu Darche, 2002-03
Jiri Novotny, 2007-09
Mike Blunden, 2009-11
Ryan Craig, 2013-15

13

Nikolai Zherdev, 2003-08
Cam Atkinson, 2011-

14

Ray Whitney, 2000-03
Greg Mauldin, 2003-04
Raffi Torres, 2008-10
Grant Clitsome, 2010-12
Blake Comeau, 2013-14
Jordan Schroeder, 2017-18
Dean Kukan, 2018-19

15

Mike Maneluk, 2000-01
Kent McDonell, 2002-03
Duvie Westcott, 2003-06
Derek Dorsett, 2008-13
Nick Schultz, 2013-14

16

Mike Sillinger, 2001-03
Alexander Svitov, 2003-04; 2006-07
Derick Brassard, 2007-13

17

Steve Maltais, 2000-01
Paul Manning, 2002-03
Tomi Kallio, 2002-03
David Ling, 2003-04
Gilbert Brule, 2005-08
Andrew Murray, 2008-11
Mark Letestu, 2011-12
Brandon Dubinsky, 2012-

18

Robert Kron, 2000-02
Zenith Komarniski, 2003-04
Geoff Platt, 2005-06
R.J. Umberger, 2008-14
David Clarkson, 2014-15
Rene Bourque, 2015-16
Pierre-Luc Dubois, 2017-

19

Mathieu Darche, 2000-02
Sean Pronger, 2002-03
Joe Motzko, 2003-04
Brian Holzinger, 2003-04
Alexandre Picard, 2005-07
Michael Peca, 2007-09
Ethan Moreau, 2010-11
Ryan Johansen, 2011-16
Ryan Dzingel, 2018-19



ALL-TIME NUMERICAL REGISTER



20

Martin Spanhel, 2000-02
Lasse Pirjeta, 2002-04
Michael Rupp, 2005-06
Curtis Glencross, 2006-07
Kristian Huselius, 2008-12
Tim Erixon, 2013-2014
William Karlsson, 2014-15
Brandon Saad, 2015-17
Riley Nash, 2018-

21

Espen Knutsen, 2000-04
Radoslav Suchy, 2005-06
Alexandre Picard, 2007-10
James Wisniewski, 2011-15
Kerby Rychel, 2015-16

22

Chris Nielsen, 2000-02
Luke Richardson, 2002-06
Mike Commodore, 2008-11
Vinny Prospal, 2011-13
Sonny Milano, 2015-

23

Kevin Dahl, 2000-01
Alex Selivanov, 2000-01
Derrick Walser, 2001-04; 2006-07
Dick Tarnstrom, 2007-08
Milan Jurcina, 2009-10
Tom Sestito, 2009-11
Andrew Joudrey, 2011-12
Brett Lebda, 2011-12
Matt Frattin, 2013-14
Brian Gibbons, 2014-15
David Clarkson, 2015-17
Ian Cole, 2017-18

24

Michael Gaul, 2000-01
Hannes Hyvonen, 2002-03
Todd Rohloff, 2003-04
Francois Beauchemin, 2005-06
Cam Severson, 2005-06
Kris Beech, 2007-08
Aaron Rome, 2008-09
Derek MacKenzie, 2009-14
Nathan Gerbe, 2017-

25

Bruce Gardiner, 2000-01
Andrew Cassels, 2002-04
Jason Chimera, 2005-10
Kyle Wilson, 2010-11
Ryan Russell, 2011-12
Luke Adam, 2014-15
William Karlsson, 2015-17

26

Andrej Nedorost, 2001-03
Todd Marchant, 2003-06
Derek MacKenzie, 2007-09
Samuel Pahlsson, 2009-12
Corey Tropp, 2013-15
Kyle Quincey, 2016-17
Thomas Vanek, 2017-18

27

Blake Sloan, 2000-02
Darren Van Impe, 2002-03
Manny Malhotra, 2003-09
Ryan Murray, 2013-

28

Tyler Wright, 2000-06
Zenon Konopka, 2006-08
Nikita Filatov, 2008-11
Frédéric St-Denis, 2014-15
Oliver Bjorkstrand, 2015-

29

Krzysztof Oliwa, 2000-01
Cody Goloubef, 2014-16
Lauri Korpikoski, 2016-17
Zac Dalpe, 2017-

30

Marc Denis, 2000-06
Fredrik Norrena, 2006-08
Curtis Sanford, 2011-12
Mike McKenna, 2013-14
Curtis McElhinney, 2014-17

31

Ron Tugnutt, 2000-02
Pascal Leclaire, 2003-08
David LeNeveu, 2010-11
Shawn Hunwick, 2011-12
Curtis McElhinney, 2013-2014
Anton Forsberg, 2014-17

32

Radim Bicanek, 2000-02
Kent McDonell, 2003-04
Cale Hulse, 2005-06
Mathieu Garon, 2009-11
Cody Bass, 2011-14
Adam Cracknell, 2014-15
Rene Bourque, 2014-15

33

Petteri Nummelin, 2000-01
Jamie Allison, 2001-03
Jeremy Reich, 2003-04
Fredrik Modin, 2006-10
Tomas Kubalik, 2010-12
Adrian Aucoin, 2012-13
Markus Hannikainen, 2015-17

34

J.L. Grand-Pierre, 2000-04
Dan LaCosta, 2007-08
Dane Byers, 2011-12
Nick Drazenovic, 2012-13
Dana Tyrell, 2014-15
Josh Anderson, 2015-17

35

J.F. Labbe, 2002-03
Martin Prusek, 2005-06
Ty Conklin, 2006-07
Brian Boucher, 2006-07
Jan Hejda, 2010-11
Jeremy Smith, 2013-14

36

Sean Selmser, 2000-01
Don MacLean, 2003-04
Mathieu Roy, 2009-10
Jonathan Audy-Marchessault, 2012-14
Michael Paliotta, 2015-16
Zac Dalpe, 2017-18
Jussi Jokinen, 2017-18

37

Mattias Timander, 2000-02
Darrel Scoville, 2002-04
Joe Motzko, 2005-07
Darcy Campbell, 2006-07
Sean Collins, 2014-15
Markus Hannikainen, 2017-

38

Blake Bellefeuille, 2001-03
Jan Hrdina, 2005-06
Andrej Nedorost, 2003-04
Joakim Lindstrom, 2006-08
Trevor Frischmon, 2009-10
Boone Jenner, 2013-

39

Mike Pandolfo, 2003-04
Steven Goertzen, 2005-07
Greg Moore, 2009-10
Michael Chaput, 2013-16

40

Bill Bowler, 2000-01
Brad Moran, 2001-02
Duvie Westcott, 2001-02
Fred Brathwaite, 2003-04
Jaroslav Balastik, 2005-07
Jared Boll, 2007-16

41

Matt Davidson, 2000-03
Brad Moran, 2003-04
Ben Simon, 2005-06
Adam Pineault, 2007-08
Allen York, 2011-12
Alexander Wennberg, 2014-16



ALL-TIME NUMERICAL REGISTER

42

Kevyn Adams, 2000-01
Brett Harkins, 2001-02
Duvie Westcott, 2002-03
Mark Hartigan, 2003-06
Chad Kolarik, 2009-11
Artem Anisimov, 2012-15
Alexandre Texier, 2018-

43

Jan Caloun, 2000-01
David Ling, 2001-03
Tom Sestito, 2007-08
Maksim Mayorov, 2008-11
Darryl Boyce, 2011-12
Sean Collins, 2012-2014
Scott Hartnell, 2014-17

44

Rostislav Klesla, 2000-04
Peter Sarno, 2005-06
Aaron Johnson, 2006-07
Aaron Rome, 2007-08
Grant Clitsome, 2009-10
Justin Falk, 2014-16
Taylor Chorney, 2017-18
Vladislav Gavrikov, 2018-

45

Jody Shelley, 2000-08
Lukas Sedlak, 2016-19

46

Tim Jackman, 2003-04
Filip Novak, 2006-07
Tomas Kana, 2009-10
Dean Kukan, 2015-18

47

Aaron Johnson, 2003-07
Geoff Platt, 2006-07
Dalton Prout, 2011-17

48

Cody Goloubef, 2011-14

49

Dan Fritsche, 2003-08
Michael Leighton, 2013
T.J. Tynan, 2016-17

50

Joakim Lindstrom, 2005-06
Antoine Vermette, 2008-12
Eric Robinson, 2017-

51

Andy Delmore, 2005-06
Andrew Murray, 2007-08
Fedor Tyutin, 2008-16

52

Adam Foote, 2005-08
Craig Rivet, 2010-11
Kerby Rychel, 2014-15

53

Josh Anderson, 2014-15
Gabriel Carlsson, 2016-

54

Scott Harrington, 2016-17
Adam McQuaid, 2018-19

55

Ole-Kristian Tollefsen, 2005-09
Mark Letestu, 2013-15; 2017-19
John Ramage, 2015-17

56

Marko Dano, 2014-15

57

Steve Heinze, 2000-01

58

David Savard, 2011-

61

Rick Nash, 2002-12

62

Alex Broadhurst, 2017-19

64

Tyler Motte, 2017-18

65

Markus Nutivaara, 2016-

70

Joonas Korpisalo, 2015-

71

Chris Clark, 2010-11
Nick Foligno, 2012-

72

Sergei Bobrovsky, 2012-19

77

Anson Carter, 2006-07
Chris Gratton, 2008-09
Josh Anderson, 2017-

78

Mike York, 2008-09

88

Kole Sherwood, 2018-

89

Sam Gagner, 2016-17

91

Sergei Fedorov, 2005-08
Anthony Duclair, 2018-19

93

Jakub Voracek, 2008-11

95

Matt Duchene, 2018-19

97

Rostislav Klesla, 2005-11

PLAYERS WHO'VE WORN MULTIPLE NUMBERS

Josh Anderson	53, 34, 77
Rene Bourque	32, 18
David Clarkson	18, 23
Chris Clark	11, 71
Grant Clitsome	44, 14
Sean Collins	43, 37
Mathieu Darche	19, 12
Curtis Glencross	20, 11
Cody Goloubef	48, 29
Markus Hannikainen	33, 37
Jan Hejda	8, 35
Aaron Johnson	47, 44, 5
William Karlsson	20, 25
Rostislav Klesla	44, 97
Dean Kukan	46, 14
Mark Letestu	17, 10, 55
Joakim Lindstrom	50, 38
David Ling	43, 17
Derek MacKenzie	26, 24
Maksim Mayorov	43, 8
Kent McDonell	32, 15
Curtis McElhinney	31, 30
John Moore	7, 4
Joe Motzko	19, 37
Andrew Murray	51, 17
Andrej Nedorost	26, 38
Alexandre Picard	19, 21
Sean Pronger	12, 19
Jamie Pushor	5, 6
Aaron Rome	44, 24
Kris Russell	2, 10
Kerby Rychel	52, 21
Tom Sestito	43, 23
Jack Skille	5, 10
Alexander Wennberg	41, 10
Duvie Westcott	40, 42, 15, 10

NHL DRAFT HISTORY



2019 DRAFT

June 21-22, Vancouver, British Columbia (Rogers Arena)

Player	Position	Round	Overall	Team
Eric Hjorth	D	4	104*	Linköping Jr (SuperElit)
Dmitry Voronkov	F	4	114*	Kazan (Russia Jr.)
Tyler Angle	C	7	212	Windsor (OHL)

* Acquired from FLA

2018 DRAFT

June 22-23, Dallas, Texas (American Airlines Center)

Player	Position	Round	Overall	Team
Liam Foudy	C	1	18	London (OHL)
Kirill Marchenko	RW	2	49	Khanty-Mansiysk (Russia Jr.)
Marcus Karlberg	LW	3	80	Leksand (SuperElit)
Tim Berni	D	6	159*	Zurich (NLA)
Veini Vehvilainen	G	6	173	Karpat (SHL)
Trey Fix-Wolansky	RW	7	204	Edmonton (WHL)

* Acquired from DET

2017 DRAFT

June 23-24, Chicago, Illinois (United Center)

Player	Position	Round	Overall	Team
Alexandre Texier	C	2	45*	Grenoble (France)
Daniil Tarasov	G	3	86	Ufa (Russia Jr.)
Emil Bemstrom	C	4	117	Leksand (SuperElit)
Kale Howarth	LW	5	148	Trail (BCHL)
Jonathan Davidsson	RW	6	170@	Djurgardens IF (SHL)
Carson Meyer	RW	6	179	Miami-Ohio (NCHC)
Robbie Stucker	D	7	210	St. Thomas (Minn-HS)

* Acquired from TBL via VGK @ Acquired from NYI via CHI

2016 DRAFT

June 24-25, Buffalo, New York (First Niagara Center)

Player	Position	Round	Overall	Team
Pierre Luc-Dubois	LW/C	1	3	Cape Breton (QMJHL)
Andrew Peeke	D	2	34	Green Bay (USHL)
Vitaly Abramov	RW	3	65	Gatineau (QMJHL)
Peter Thome	G	6	155	Aberdeen (NAHL)
Calvin Thurkauf	C	7	185	Kelowna (WHL)

2015 DRAFT

June 26-27, Sunrise, Florida (BB&T Center)

Player	Position	Round	Overall	Team
Zach Werenski	D	1	8	Michigan (Big Ten)
Gabriel Carlsson	D	1	29*	Linköping Jr. (SuperElit)
Paul Bittner	LW	2	38	Portland (WHL)
Kevin Stenlund	C	2	58@	HV71 Jr. (SuperElit)
Keegan Kolesar	RW	3	69	Seattle (WHL)
Sam Ruopp	D	5	129	Prince George (WHL)
Veeti Vainio	D	5	141^	Blues Jr. (Finland Jr.)
Vladislav Gavrikov	D	6	159	Yaroslavl (KHL)
Markus Nutivaara	D	7	189	Karpat (Finland)

* Acquired from TOR @ Acquired from ANA ^ Acquired from MIN

2014 DRAFT

June 27-28, Philadelphia, Pennsylvania (Wells Fargo Center)

Player	Position	Round	Overall	Team
Sonny Milano	LW	1	16	USNDP USHL
Ryan Collins	D	2	47	USNDP (USHL)
Elvis Merzlikins	G	3	76*	Lugano (Swiss-1)
Blake Siebenaler	D	3	77	Niagara (OHL)
Julien Pelletier	LW	4	107	Cape Breton (QMJHL)
Tyler Bird	RW	5	137	Kimball Union (USHS)
Olivier LeBlanc	D	7	197	Saint John (QMJHL)

* Acquired from DET

2013 DRAFT

June 30, Newark, New Jersey (Prudential Center)

Player	Position	Round	Overall	Team
Alexander Wennberg	C	1	14	Djurgarden (SWE-1)
Kerby Rychel	LW	1	19*	Windsor (OHL)
Marko Dano	C	1	27@	Bratislava (KHL)
Dillon Heatherington	D	2	50^	Swift Current (WHL)
Oliver Bjorkstrand	RW	3	89^	Portland (WHL)
Nick Moutrey	C	4	105	Saginaw (OHL)
Marcus Soberg	LW	6	165	Frolunda (SWE Jr.)
Peter Quenneville	C	7	195	Dubuque (USHL)

* Acquired from NYR @ Acquired from LAK ^ Acquired from PIT

2012 DRAFT

June 22-23, Pittsburgh, Pennsylvania (CONSOL Energy Center)

Player	Position	Round	Overall	Team
Ryan Murray	D	1	2	Everett (WHL)
Oscar Dansk	G	2	31	Brynäs Jr. (SuperElit)
Joonas Korpisalo	G	3	62	Jokerit Jr. (Finland Jr.)
Josh Anderson	LW	4	95*	London (OHL)
Daniel Zaar	RW	6	152	Rogle Jr. (Sweden Jr.)
Gianluca Curcuruto	D	7	182	Sault Ste. Marie (OHL)

* Acquired from VAN

2011 DRAFT

June 24-25, St. Paul, Minnesota (Xcel Energy Center)

Player	Position	Round	Overall	Team
Boone Jenner	C	2	37	Oshawa (OHL)
T.J. Tynan	C	3	66*	Notre Dame (CCHA)
Mike Reilly	D	4	98	St. Mary's (High-MN)
Seth Ambroz	RW	5	128	Omaha (USHL)
Lukas Sedlak	C	6	158	Ceske (Czech U-20)
Anton Forsberg	G	7	188	MODO Jr. (SuperElit)

* Acquired from OTT

2010 DRAFT

June 25-26, Los Angeles, California (STAPLES Center)

Player	Position	Round	Overall	Team
Ryan Johansen	C	1	4	Portland (WHL)
Dalton Smith	LW	2	34	Ottawa (OHL)
Petr Straka	RW	2	55*	Rimouski (QMJHL)
Brandon Archibald	D	4	94	Sault Ste. Marie (OHL)
Mathieu Corbeil	G	4	102@	Halifax (QMJHL)
Austin Madaisky	D	5	124	Kamloops (WHL)
Dalton Prout	D	6	154	Barrie (OHL)
Martin Ouellette	G	7	184	Kimball Union (High-NH)

* Acquired from BUF @ Acquired from ANA



NHL DRAFT HISTORY

2009 DRAFT

June 26-27, Montreal, Quebec (Bell Centre)

Player	Position	Round	Overall	Team
John Moore	D	1	21*	Chicago (USHL)
Kevin Lynch	C	2	56@	USA U-18 (USDP)
David Savard	D	4	94#	Moncton (QMJHL)
Thomas Larkin	D	5	137	Exeter (USHS-NH)
Anton Blomqvist	D	6	167	Malmö Jr. (Sweden Jr.)
Kyle Neuber	RW	7	197	Mississauga (OHL)

* Acquired from ANA @ Acquired from NYI # Acquired from COL

2008 DRAFT

June 20-21, Ottawa, Ontario (Scotiabank Place)

Player	Position	Round	Overall	Team
Nikita Filatov	LW	1	6	CSKA (RUS)
Cody Goloubef	D	2	37	Wisconsin (WCHA)
Steven Delisle	D	4	107*	Gatineau (QMJHL)
Drew Olson	D	4	118@	Brainerd (USHS)
Matt Calvert	LW	5	127	Brandon (WHL)
Tomas Kubalik	C/RW	5	135#	Plzeň (CZE)
Brent Regner	D	5	137*	Vancouver (WHL)
Cam Atkinson	RW	6	157	Avon Old Farms (USHS)
Sean Collins	LW	7	187	Waywayseecappo (MJHL)

* Acquired from BOS @ Acquired from PHI # Acquired from CAR

2007 DRAFT

June 22-23, Columbus, Ohio (Nationwide Arena)

Player	Position	Round	Overall	Team
Jakub Voracek	RW	1	7	Halifax (QMJHL)
Stefan Legein	RW	2	37	Niagara (OHL)
Will Weber	D	2	53*	Gaylord, MI (USHS)
Jake Hansen	RW/LW	3	68	Sioux Falls (USHL)
Maksim Mayorov	RW/LW	4	94@	Leninogorsk (Russia)
Allen York	G	6	158	Camrose (AJHL)
Trent Vogelhuber	RW	7	211#	St. Louis (NAHL)

* Acquired from SJS @ Acquired from DAL # Acquired from ANA (conditional)

2006 DRAFT

June 24, Vancouver, British Columbia (General Motors Place)

Player	Position	Round	Overall	Team
Derick Brassard	C	1	6	Drummondville (QMJHL)
Steve Mason	G	3	69	London (OHL)
Tom Sestito	LW	3	85	Plymouth (OHL)
Ben Wright	D	4	113*	Lethbridge (WHL)
Robert Nyholm	D	5	129	IFK Jr. (Finland)
Nick Sucharski	LW	5	136@	Michigan State (CCHA)
Maxime Frechette	D	5	142#	Drummondville (QMJHL)
Jesse Dudas	D	6	159	Prince George (WHL)
Derek Dorsett	RW	7	189	Medicine Hat (WHL)
Matt Marquardt	LW	7	194^	Moncton (QMJHL)

* Acquired from SJS @ Acquired from LAK # Acquired from ANA

^ Acquired from TOR

2005 DRAFT

June 30, Ottawa, Ontario (Westin Hotel)

Player	Position	Round	Overall	Team
Gilbert Brule	C	1	6	Vancouver (WHL)
Adam McQuaid	D	2	55	Sudbury (OHL)
Kris Russell	D	3	67	Medicine Hat (WHL)
Jared Boll	RW	4	101*	Lincoln (USHL)
Tomas Popperle	G	5	131	Sparta (Czech)
Derek Reinhart	D	6	177+	Regina (WHL)
Kirill Starkov	C	6	189	Frolunda Jr. (Sweden)
Trevor Hendriks	D	7	201	Peterborough (OHL)

* Acquired from CAR + Acquired from PHX

2004 DRAFT

June 26-27, Raleigh, North Carolina (RBC Center)

Player	Position	Round	Overall	Team
Alexandre Picard	LW	1	8*	Lewiston (QMJHL)
Adam Pineault	RW	2	46+	Boston College (HEA)
Kyle Wharton	D	2	59*	Ottawa (OHL)
Dan LaCosta	G	3	93#	Owen Sound (OHL)
Andrey Plekhanov	D	3	96	Nizhnekamsk 2 (Russia)
Petr Pohl	RW	5	133	Gatineau (QMJHL)
Rob Page	D	6	167	Blake School (USHS)
Lennart Petrell	C	6	190@	IFK Jr. (Finland)
Justin Vienneau	D	7	198	Shawinigan (WMJHL)
Brian McGuirk	LW	8	231	Gov. Drummer Aca. (USHS)
Matt Greer	LW	8	233-	White Bear Lake (USHS)
Grant Clitsome	D	9	271^	Nepean (CJHL)

* Acquired from CAR + Acquired from CGY @ Acquired from BOS

Acquired from VAN - Acquired from NYR ^ Acquired from LAK

2003 DRAFT

June 21-22, Nashville, Tennessee (Gaylord Entertainment Center)

Player	Position	Round	Overall	Team
Nikolai Zherdev	RW	1	4	CSKA (Russia)
Dan Fritsche	C	2	46*	Sarnia (OHL)
Dmitry Kosmachev	D	3	71	CSKA (Russia)
Kevin Jarman	LW	4	103#	Stouffville (Ont. Jr. A)
Philippe Dupuis	C	4	104	Hull (QMJHL)
Arsi Piišpanen	RW	5	138+	Jokerit (Finland)
Marc Methot	D	6	168+	London (OHL)
Alexander Guskov	D	7	200	Yaroslavl (Russia)
Mathieu Gravel	LW	8	233	Shawinigan (QMJHL)
Trevor Hendriks	D	9	283^	Peterborough (OHL)

* Acquired from CHI # Acquired from PIT + Acquired from CAR

^ Acquired from LAK

NHL DRAFT HISTORY

2002 DRAFT

June 22-23, Toronto, Ontario (Air Canada Centre)

Player	Position	Round	Overall	Team
Rick Nash	LW	1	1*	London (OHL)
Joakim Lindstrom	LW/RW	2	41#	MODO (Sweden)
Ole-Kristian Tollefsen	D	3	65	Lillehammer (Norway)
Jeff Genovy	LW	3	96#	Des Moines (USHL)
Ivan Tkachenko	LW	4	98	Yaroslavl (Russia)
Jekabs Redlihs	D	4	119+	Apple Core, N.Y. (EJHL)
Lasse Pirjeta	LW/C	5	133	Karpat (Finland)
Tim Konsorada	RW	6	168	Brandon (WHL)
Jaroslav Balastik	RW	6	184^	Zlin (Czech)
Greg Mauldin	C	7	199	UMass-Amherst (HEA)
Steven Goertzen	RW	7	225^	Seattle (WHL)
Jaroslav Kracik	RW	8	231	Plzen Jr. (Czech)
Sergei Mozyakin	LW	9	263*	CSKA (Russia)

* Acquired from FLA # Acquired from ATL + Acquired from NYI

^ Acquired from PHI

2001 DRAFT

June 23-24, Sunrise, Florida (National Car Rental Center)

Player	Position	Round	Overall	Team
Pascal Leclaire	G	1	8	Montreal (QMJHL)
Tim Jackman	RW	2	38	Minn-Mankato (WCHA)
Kiel McLeod	C	2	53*	Kelowna (WHL)
Aaron Johnson	D	3	85*	Rimouski (QMJHL)
Per Mars	C	3	87#	Brynäs (Sweden)
Cole Jarrett	D	5	141	Plymouth (OHL)
Justin Aikins	C	6	173	Langley (BCJHL)
Artem Vostrikov	C	6	187+	Togliatti (Russia Jr.)
Raffaele Sannitz	C	7	204	Lugano (Switz.)
Ryan Bowness	RW	8	236	Brampton (OHL)
Andrew Murray	C	8	242	Selkirk (MJHL)

* Acquired from SJS via MTL # Acquired from BUF + Acquired from PIT

2000 ENTRY DRAFT

June 24-25, Calgary, Alberta (Saddledome)

Player	Position	Round	Overall	Team
Rostislav Klesla	D	1	4	Brampton (OHL)
Ben Knopp	RW	3	69	Moose Jaw (WHL)
Petteri Nummelin	D	5	133	HC Davos (Switz.)
Scott Heffernan	D	5	138*	Sarnia (OHL)
Tyler Kolarik	C	5	150	Deerfield Academy (USHSE)
Shane Bendera	G	6	169	Red Deer (WHL)
Janne Jokila	LW	7	200	TPS (Finland)
Peter Zingoni	C	8	231	New England (EJHL)
Martin Paroulek	LW	9	278#	Vsetin HC (Czech)
Andrei Nedorost	C	9	286+	ESC Essen (Germany)
Louis Mandeville	D	9	292^	Rouyn-Noranda (QMJHL)

* Acquired from BOS # Acquired from SJS + Acquired from FLA

^ Acquired from DET



ROSTISLAV KLESLA, JOHN H. McCONNELL

2000 EXPANSION DRAFT

June 23, 2000 (Calgary, Alberta)

Goaltenders	Pick	Overall	Team
Rick Tabaracci	1	1	Colorado
Frederic Chabot	2	4	Montreal
Dwayne Roloson	3	5	Buffalo

Defensemen	Pick	Overall	Team
Mattias Timander	1	2	Boston
Bert Robertsson	2	3	Edmonton
Tommi Rajamaki	3	5	Toronto
Jamie Pushor	4	8	Dallas
Lyle Odelein	5	10	Phoenix
Radim Bicanek	6	11	Chicago
Mathieu Schneider	7	13	NY Rangers
Jonas Andersson-Junkka	8	16	Pittsburgh

Forwards	Pick	Overall	Team
Geoff Sanderson	1	1	Buffalo
Turner Stevenson	2	4	Montreal
Robert Kron	3	6	Carolina
Steve Heinze	4	7	Boston
Tyler Wright	5	9	Pittsburgh
Kevyn Adams	6	12	Toronto
Dmitri Subbotin	7	14	NY Rangers
Dallas Drake	8	16	Phoenix
Bruce Gardiner	9	17	Tampa Bay
Barrie Moore	10	20	Washington
Martin Streit	11	22	Philadelphia
Kevin Dineen	12	23	Ottawa
Jeff Williams	13	25	New Jersey

Additional Players	Pick	Overall	Team
Sergei Luchinkin	1	2	Dallas
Ted Drury	2	4	NY Islanders

GENERAL MANAGERS

Doug MacLean	Feb. 11, 1998-April 19, 2007
Scott Howson	June 15, 2007-Feb. 12, 2013
Jarmo Kekalainen	Feb. 13, 2013-

HEAD COACHES

Coach	Tenure	Games	W	L	T	OTL	Pts	PCTG.
Dave King	July 5, 2000-Jan. 7, 2003	204	64	106	21	13	162	.397
Doug MacLean	Jan. 7, 2003-Jan. 1, 2004	79	24	43	8	4	60	.380
Gerard Gallant	Jan. 1, 2004-Nov. 13, 2006	142	56	76	4	6	122	.430
Gary Agnew (Interim)	Nov. 14, 2006-Nov. 22, 2006	5	0	4	0	1	1	.100
Ken Hitchcock	Nov. 22, 2006-Feb. 3, 2010	284	125	123	0	36	286	.504
Claude Noel (Interim)	Feb. 3, 2010-Apr. 9, 2010	24	10	8	0	6	26	.542
Scott Arniel	June 8, 2010-Jan. 9, 2012	123	45	60	0	18	108	.439
Todd Richards	Jan. 9, 2012-Oct. 21, 2015	260	127	112	0	21	275	.529
John Tortorella	Oct. 21, 2015-	321	176	118	0	27	379	.590

ASSISTANT COACHES


Newell Brown	2000-Jan. 6, 2004	Brad Berry	2010-12
Gerard Gallant	2000-Jan. 1, 2004	Todd Richards	2011-12
Rick Wamsley (goaltenders)	2000-06	Dan Hinote	2010-14
Dean Blais	2004-06	Ian Clark (goaltenders)	2011-18
Gord Murphy	2002-10	Craig Hartsburg (associate)	2012-16
Gary Agnew	2006-10	Keith Acton	2012-13
Clint Malarchuk (goaltenders)	2006-09	Brad Larsen	2014-
Claude Noel	2007-10	Kenny McCudden	2015-
Dave Rook (goaltenders)	2009-11	Brad Shaw	2016-
Bob Boughner	2010-11	Manny Legace (goaltenders)	2018-

TEAM CAPTAINS

Lyle Odelein	2000-02
Ray Whitney	2002-03
Luke Richardson	2003-05
Adam Foote	2005-08
Rick Nash	2008-12
Nick Foligno	2015-

ALTERNATE CAPTAINS

Geoff Sanderson	2000-04	R.J. Umberger	2009-12
Tyler Wright	2000-02, 2003-04	Antoine Vermette	2009-12
Luke Richardson	2002-03	Ethan Moreau	2010-11
Andrew Cassels	2003-04	Jeff Carter	2011-12
Todd Marchant	2003-04	Derek Dorsett	2011-12
Darryl Sydor	2003-04	Vinny Prospal	2011-12
Adam Foote	2005-06	James Wisniewski	2011-12
Rick Nash	2005-08	Adrian Aucoin	2012-13
David Vyborny	2005-08	Brandon Dubinsky	2012-17
Sergei Fedorov	2005-08	Jared Boll	2012-15
Manny Malhotra	2008-09	Jack Johnson	2012-15, 2017-18
Michael Peca	2008-09	Mark Letestu	2013-15
Rostislav Klesla	2008-10	Boone Jenner	2015-
Fredrik Modin	2008-10	Cam Atkinson	2018-
		Seth Jones	2018-



JOHN TORTORELLA



NICK FOLIGNO



FIRST GAME

Home - Oct. 7, 2000 vs. Chicago
Road - Oct. 12, 2000 at Calgary

OPENING NIGHT ROSTER

No.	Player	Position
3	Frantisek Kucera	Defense
4	Lyle Odelein	Defense
5	Jamie Pushor	Defense
6	Jamie Heward	Defense
8	Geoff Sanderson	Left Wing
9	David Vyborny	Right Wing
10	Serge Aubin	Center
11	Kevin Dineen	Right Wing
12	Ted Drury	Center
17	Steve Maltais	Left Wing
18	Robert Kron	Center
21	Espen Knutsen (Injured)	Center
25	Bruce Gardiner	Right Wing
28	Tyler Wright	Center
29	Krzysztof Oliwa	Left Wing
30	Marc Denis	Goaltender
31	Ron Tugnutt	Goaltender
32	Radim Bicanek	Defense
33	Petteri Nummelin	Defense
34	Jean-Luc Grand-Pierre	Defense
37	Mattias Timander	Defense
42	Kevyn Adams	Center
43	Jan Caloun	Right Wing
44	Rostislav Klesla	Defense
57	Steve Heinze	Right Wing

FIRST STARTING LINEUP

Center: Robert Kron
Left Wing/Right Wing: Geoff Sanderson / Steve Heinze
Defense: Lyle Odelein / Mattias Timander
Goaltender: Ron Tugnutt

FIRST WIN

Home - Oct. 27, 2000 vs. Washington (3-1)
Road - Oct. 12, 2000 at Calgary (3-2)

FIRST LOSS

Home - Oct. 7, 2000 vs. Chicago (3-5)
Road - Oct. 14, 2000 at Colorado (1-3)

FIRST TIE

Home - Dec. 21, 2000 vs. Ottawa (3-3)
Road - Nov. 4, 2000 at Ottawa (2-2)

FIRST OVERTIME WIN

Home - Dec. 8, 2000 vs. Boston (3-2)
Road - Mar. 9, 2001 at Florida (7-6)

FIRST OVERTIME LOSS

Home - Oct. 22, 2000 vs. Detroit (1-2)
Road - Dec. 13, 2000 at Anaheim (4-5)

FIRST SHOOTOUT WIN

Home - Oct. 28, 2005 vs. Minnesota (2-1)
 G - Martin Prusek, 7 saves, 8 attempts
Road - Nov. 30, 2005 at Minnesota (1-0)
 G - Pascal Leclaire, 3 saves, 3 attempts

FIRST SHOOTOUT LOSS

Home - Nov. 22, 2006 vs. St. Louis (0-1)
 G - Pascal Leclaire, 3 saves, 4 attempts
Road - Dec. 20, 2005 at Detroit (1-2)
 G - Pascal Leclaire, 0 saves, 2 attempts

FIRST GOAL

Home - Bruce Gardiner (Krzysztof Oliwa, Kevyn Adams) at 7:34 of 1st period vs. Chicago's Jocelyn Thibault on Oct. 7, 2000
Road - Rostislav Klesla (Serge Aubin, Kevin Dineen) at 2:25 of 1st period at Calgary's Mike Vernon on Oct. 12, 2000

FIRST GOAL AGAINST

Home - Reto Von Arx at 6:10 of 2nd period against Ron Tugnutt vs. Chicago on Oct. 7, 2000
Road - Jarome Iginla at 10:10 of 1st period against Ron Tugnutt at Calgary on Oct. 12, 2000

FIRST GOAL BY DEFENSEMAN

Home - Rostislav Klesla (Robert Kron, Mattias Timander) at 14:33 of 3rd period vs. San Jose's Evgeni Nabokov on Oct. 25, 2000
Road - Rostislav Klesla (Serge Aubin, Kevin Dineen) at 2:25 of 1st period at Calgary's Mike Vernon on Oct. 12, 2000

FIRST POWER PLAY GOAL

Home - Tyler Wright (Petteri Nummelin, Mattias Timander) at 2:19 of 3rd period vs. Los Angeles on Oct. 9, 2000
Road - David Vyborny (Jamie Heward, Tyler Wright) at 17:43 of 1st period at Colorado on Oct. 14, 2000

FIRST SHORTHANDED GOAL

Home - Jamie Pushor (Serge Aubin, Kevyn Adams) at 7:32 of 2nd period vs. Vancouver on Nov. 19, 2000
Road - Robert Kron (Jamie Pushor) at 0:43 of OT at Florida on Mar. 9, 2001

FIRST GAME-WINNING GOAL

Home - Jamie Heward (Petteri Nummelin, Tyler Wright) at 6:37 of 1st period vs. Washington on Oct. 27, 2000
Road - Kevyn Adams (David Vyborny) at 4:13 of 3rd period at Calgary on Oct. 12, 2000

FIRST GAME-TYING GOAL

Home - Serge Aubin (Kevin Dineen, Bruce Gardiner) at 5:12 of 3rd period vs. Ottawa on Dec. 21, 2000
Road - Tyler Wright (Jamie Pushor, Steve Heinze) at 10:22 of 3rd period at Toronto on Feb. 14, 2001

FIRST EMPTY NET GOAL

Home - Serge Aubin (Kevyn Adams, Steve Heinze) at 19:40 of 3rd period vs. Los Angeles on Oct. 31, 2000
Road - Serge Aubin (Steve Heinze, Bruce Gardiner) at 19:52 of 3rd period at NY Islanders on Dec. 23, 2000

FIRST OVERTIME GOAL

Home - Geoff Sanderson (Frantisek Kucera, Lyle Odelein) at 4:51 of OT vs. Boston on Dec. 8, 2000
Road - Robert Kron (Jamie Pushor) at 0:43 of OT at Florida on Mar. 9, 2001

FIRST SHOOTOUT GOAL

Home - Mark Hartigan (against Dwayne Roloson, 3rd round) vs. Minnesota on Oct. 28, 2005
Road - Jaroslav Balastik (against Manny Fernandez, 3rd round) at Minnesota on Nov. 30, 2005



FRANCHISE FIRSTS

FIRST SHOOTOUT GAME-WINNING GOAL

Home - Trevor Letowski (against Dwayne Roloson, 3rd round) vs. Minnesota on Oct. 28, 2005
Road - Jaroslav Balastik (against Manny Fernandez, 3rd round) at Minnesota on Nov. 30, 2005

FIRST FACE-OFF

Robert Kron vs. Chicago's Alexei Zhamnov on Oct. 7, 2000 (won)

FIRST SHOT ON GOAL

Kevyn Adams at 1:41 of 1st period vs. Chicago on Oct. 7, 2000

FIRST MINOR PENALTY

Serge Aubin at 10:59 of 1st period vs. Chicago on Oct. 7, 2000 (Boarding)

FIRST MAJOR PENALTY

Jamie Pushor at 17:14 of 2nd period vs. Chicago on Oct. 7, 2000 (Fighting Vandenbussche)

FIRST MISCONDUCT PENALTY

Kevin Dineen at 20:00 of 3rd period at Colorado on Oct. 14, 2000 (Game)

FIRST GOALTENDER WIN

Home - Marc Denis, 32 saves vs. Washington on Oct. 27, 2000 (3-1)
Road - Ron Tugnutt, 19 saves at Calgary on Oct. 12, 2000 (3-2)

FIRST GOALTENDER LOSS

Home - Ron Tugnutt, 20 saves vs. Chicago on Oct. 7, 2000 (3-5)
Road - Marc Denis, 30 saves at Colorado on Oct. 14, 2000 (1-3)

FIRST SHUTOUT WIN

Home - Ron Tugnutt, 31 saves vs. Minnesota on Jan. 15, 2001 (3-0)
Road - Ron Tugnutt, 27 saves at Montreal on Dec. 18, 2000 (2-0)

FIRST SHUTOUT AGAINST

Home - Trevor Kidd, 30 saves vs. Florida on Nov. 17, 2000 (0-3)
Road - Ed Belfour, 14 saves at Dallas on Nov. 1, 2000 (0-4)

FIRST MULTI-POINT GAME

Home - Serge Aubin (2g) vs. Los Angeles on Oct. 31, 2000
Road - Kevyn Adams (2g) at Calgary on Oct. 12, 2000

FIRST TWO-GOAL GAME

Home - Serge Aubin vs. Los Angeles on Oct. 31, 2000
Road - Kevyn Adams at Calgary on Oct. 12, 2000

FIRST TWO-ASSIST GAME

Home - Steve Heinze (2a) vs. San Jose on Nov. 9, 2000
Road - Jan Caloun (2a) at Pittsburgh on Oct. 21, 2000

FIRST HAT TRICK

Home - Geoff Sanderson (3g) vs. Nashville on Feb. 10, 2001
Road - Deron Quint (3g) at Florida on Mar. 9, 2001

FIRST HAT TRICK AGAINST

Home - Bill Guerin (3g) vs. Boston on Feb. 4, 2002
Road - Marian Gaborik (3g) at Minnesota on Mar. 10, 2002

FIRST THREE-POINT GAME

Home - Geoff Sanderson (3g) vs. Nashville on Feb. 10, 2001
Road - Espen Knutsen (1g, 3a), Geoff Sanderson (2g, 1a), Serge Aubin (2g, 1a) and Steve Heinze (1g, 2a) at NY Islanders on Dec. 23, 2000

FIRST THREE-ASSIST GAME

Home - Robert Kron (3a) vs. Phoenix on Feb. 28, 2001
Road - Espen Knutsen (3a) at NY Islanders on Dec. 23, 2000

FIRST FOUR-GOAL GAME

Home - none
Road - Geoff Sanderson (4g) at Calgary on Mar. 29, 2003

FIRST FOUR-POINT GAME

Home - Espen Knutsen (5a) vs. Calgary on Mar. 24, 2001
Road - Espen Knutsen (1g, 3a) at NY Islanders on Dec. 23, 2000

FIRST FOUR-ASSIST GAME

Home - Espen Knutsen (5a) vs. Calgary on Mar. 24, 2001
Road - Andrew Cassels (4a) at Calgary on Mar. 29, 2003

FIRST FIVE-POINT GAME

Home - Espen Knutsen (5a) vs. Calgary on Mar. 24, 2001
Road - Andrew Cassels (1g, 4a) and Geoff Sanderson (4g, 1a) at Calgary on Mar. 29, 2003

FIRST FIVE-ASSIST GAME

Home - Espen Knutsen (5a) vs. Calgary on Mar. 24, 2001
Road - Artemi Panarin (5a) at New Jersey on Dec. 8, 2017

FIRST PENALTY SHOT

Home - Robert Kron (against Steve Shields at 5:34 of 1st period) vs. San Jose on Nov. 9, 2000 (No Goal)
 David Vyborny (against Tomas Vokoun at 18:01 of 3rd period) vs. Nashville on Mar. 19, 2001 (Goal)
Road - David Vyborny (against Robbie Tallas at 7:16 of 2nd period) at Chicago on Oct. 15, 2000 (Goal)
 Andrej Nedorost (against Cristobal Huet at 16:09 of 2nd period) at Los Angeles on Mar. 25, 2003 (No Goal)

FIRST PENALTY SHOT AGAINST

Home - Jeremy Roenick (against Marc Denis at 17:06 of 2nd period) vs. Phoenix on Feb. 28, 2001 (No Goal)
 Tony Hrkac (against Marc Denis at 16:23 of 3rd period) vs. Atlanta on Apr. 12, 2002 (Goal)
Road - Shjon Podein (against Marc Denis at 13:42 of 2nd period) at Colorado on Dec. 12, 2001 (No Goal)
 Jonathan Cheechoo (against Pascal Leclaire at 0:32 of 3rd period) at San Jose, Feb. 23, 2004 (Goal)



GEOFF SANDERSON

NHL ALL-STAR GAME PARTICIPANTS

Year	Site	Player	Team	Statistics	Results
2002	Los Angeles, CA – STAPLES Center	Espen Knutsen	World	1g-2a=3pts	Won, 8-5
2003	Sunrise, FL – Office Depot Center	Ray Whitney	West	0g-1a=1pt	Won, 6-5 SO
2004	St. Paul, MN – Xcel Energy Center	Rick Nash	West	0g-0a=0pts	Lost, 6-4
2007	Dallas, TX – American Airlines Center	Rick Nash	West	2g-2a=4pts	Won, 12-9
2008	Atlanta GA – Philips Arena	Rick Nash	West	3g-0a=3pts	Lost, 8-7
2009	Montreal, PQ – Bell Centre	Rick Nash	West	1g-2a=3pts	Lost, 12-11 SO
2011	Raleigh, NC – RBC Center	Rick Nash	Team Staal	1g-1a=3pts	Lost, 11-10
2015	COLUMBUS, OH - NATIONWIDE ARENA	Nick Foligno	Team Foligno	1g-1a=2pts	Lost, 12-17
		Ryan Johansen	Team Foligno	2g-2a=4pts	Lost, 12-17
		Sergei Bobrovsky	unable to play due to injury		All-Star Game MVP
2016	Nashville, TN - Bridgestone Arena	Brandon Saad	Metropolitan	0g-1a=1pts	Lost, 6-9 in Semifinals
2017	Los Angeles, CA - STAPLES Center	Cam Atkinson	Metropolitan	3g-2a=5pts (2 gm)	Won, 4-3 in Finals
		Sergei Bobrovsky	Metropolitan	16 saves	Won, 4-3 in Finals
		Seth Jones	Metropolitan	2g-0a=2pts (2 gm)	Won, 4-3 in Finals
2018	Tampa Bay, FL - Amalie Arena	Seth Jones	unable to play due to illness		
		Zach Werenski	Metropolitan	0g-1a=1pt (1 gm)	Lost, 4-7 in Semifinals
2019	San Jose, CA - SAP Center	Cam Atkinson	Metropolitan	3g-2a=5 pts (2gm)	Won, 10-5 in Finals
		Seth Jones	Metropolitan	2g-2a=4pts (2gm)	Won, 10-5 in Finals

NHL YOUNGSTARS GAME PARTICIPANTS

Year	Site	Player	Team	Statistics	Results
2002	Los Angeles, CA – STAPLES Center	Rostislav Klesla	West	unable to play due to injury	
2003	Sunrise, FL – Office Depot Center	Rostislav Klesla	West	0g-0a=0pts	Lost, 8-3
		Rick Nash	West	2g-1a=3pts	Lost, 8-3
2004	St. Paul, MN – Xcel Energy Center	Nikolai Zherdev	West	1g-1a=2pts	Won, 7-3
2009	Montreal, PQ – Bell Centre	Steve Mason	West	unable to play due to injury	

NHL ALL-STAR WEEKEND ROOKIE PARTICIPANTS

Year	Site	Player	Team
2012	Ottawa, ON – Scotiabank Place	Ryan Johansen	Team Chara

NHL ALL-STAR TEAM

Year	Player	Position	Team
2008-09	Steve Mason	Goaltender	Second Team
2012-13	Sergei Bobrovsky	Goaltender	First Team
2016-17	Sergei Bobrovsky	Goaltender	First Team
2017-18	Seth Jones	Defense	Second Team

NHL ALL-ROOKIE TEAM

Year	Player	Position
2001-02	Rostislav Klesla	Defense
2002-03	Rick Nash	Forward
2008-09	Steve Mason	Goaltender
2016-17	Zach Werenski	Defense

JACK ADAMS TROPHY

The Jack Adams Trophy is presented annually “to the NHL coach adjudged to have contributed the most to his team’s success” as voted on by the National Hockey League Broadcasters Association.

2016-17 John Tortorella Finalists – Mike Babcock, Toronto; Todd McLellan, Edmonton

MAURICE “ROCKET” RICHARD TROPHY

The Maurice “Rocket” Richard Trophy is presented annually “to the player finishing the regular season as the League’s goal-scoring leader.”

2003-04 Rick Nash (41 goals) Shared with Atlanta’s Ilya Kovalchuk and Calgary’s Jarome Iginla

CALDER MEMORIAL TROPHY

The Calder Memorial Trophy is presented annually “to the player selected as the most proficient in his first year of competition in the National Hockey League.” Winner selected in a poll by the Professional Hockey Writers’ Association at the end of the regular schedule.

2002-03 Rick Nash (Finalist) Winner – Barret Jackman, St. Louis; Other Finalist – Henrik Zetterberg, Detroit
 2008-09 Steve Mason Finalists – Bobby Ryan, Anaheim; Kris Versteeg, Chicago
 2016-17 Zach Werenski (Finalist) Winner – Auston Matthews, Toronto; Other Finalist – Patrik Laine, Winnipeg

NHL FOUNDATION PLAYER AWARD

The NHL Foundation Player Award is presented annually to a player "in recognition of his commitment and service to charities in his community."

2008-09 Rick Nash

Finalists – Dustin Brown, Los Angeles; Alex Kovalev, Montreal

VEZINA TROPHY

The Vezina Trophy is presented to the "goalkeeper adjudged to be the best at his position" as voted by the general managers of each of the 30 clubs.

2008-09 Steve Mason (Runner-Up)

Winner – Tim Thomas, Boston; Other Finalist – Niklas Backstrom, Minnesota

2012-13 Sergei Bobrovsky

Finalists – Henrik Lundqvist, NY Rangers; Antti Niemi, San Jose

2016-17 Sergei Bobrovsky

Finalists – Braden Holtby, Washington; Carey Price, Montreal

BILL MASTERTON TROPHY

2000-01 Kevin Dineen (Finalist)

Winner – Adam Graves, NY Rangers; Other Finalist – Ray Ferraro, Atlanta

2001-02 Kevin Dineen (Finalist)

Winner – Saku Koivu, Montreal; Other Finalist – Ron Francis, Carolina

2018-19 Nick Foligno (Finalist)

Winner – Robin Lehner, NY Islanders; Other Finalist – Joe Thornton, San Jose

BILL MASTERTON TROPHY NOMINEES

The Columbus chapter of the Professional Hockey Writers' Association nominates players for the award, which is given annually to the player who best exemplifies the qualities of perseverance, sportsmanship and dedication to hockey.

2000-01	Kevin Dineen	2006-07	Fredrik Norrena	2011-12	Curtis Sanford	2016-17	Sergei Bobrovsky
2001-02	Kevin Dineen	2007-08	Pascal Leclaire	2012-13	Vinny Prospal	2017-18	Zach Werenski
2002-03	Luke Richardson	2008-09	Raffi Torres	2013-14	Nick Foligno	2018-19	Nick Foligno
2003-04	Manny Malhotra	2009-10	Jared Boll	2014-15	Nick Foligno		
2005-06	Duvie Westcott	2010-11	Derek MacKenzie	2015-16	Fedor Tyutin		

MARK MESSIER LEADERSHIP AWARD

The Mark Messier Leadership Award is presented annually to a player "in recognition of his commitment and service to charities in his community" as voted on by NHL HHOF forward Mark Messier.

2016-17 Nick Foligno

Finalists – Ryan Getzlaf, Anaheim; Mark Giordano, Calgary

KING CLANCY MEMORIAL TROPHY

2016-17 Nick Foligno

KING CLANCY MEMORIAL TROPHY NOMINEES

The King Clancy Memorial Trophy is presented to "the player who best exemplifies leadership qualities on and off the ice and has made a noteworthy contribution in his community." Team members nominate a player to represent each club in league-wide voting.

2000-01	Ron Tugnutt	2007-08	Manny Malhotra	2013-14	Derek MacKenzie
2001-02	Tyler Wright	2008-09	Rick Nash	2014-15	Nick Foligno
2002-03	Tyler Wright	2009-10	Rick Nash	2015-16	Boone Jenner
2003-04	Tyler Wright	2010-11	Rick Nash	2016-17	Nick Foligno
2005-06	Manny Malhotra	2011-12	Derek Dorsett	2017-18	Sergei Bobrovsky
2006-07	Manny Malhotra	2012-13	Adrian Aucoin	2018-19	Nick Foligno





NHL THREE STARS OF THE MONTH

Month	Player	Notes
March 2009	Rick Nash	3rd Star – Tallied 10-7-17 in 15 games, including unassisted hat trick at Detroit on Mar. 7.
March 2013	Sergei Bobrovsky	3rd Star – Went 9-2-3 with a 1.49 GAA, .950 SV% and three shutouts in 14 games.
December 2014	Sergei Bobrovsky	3rd Star – Went 9-1-1 with a 2.13 GAA, .937 SV% and one shutouts in 10 games.
December 2016	Sergei Bobrovsky	1st Star – Went 12-0-0 with a 1.75 GAA and .939 SV% in 12 games.
March 2017	Sergei Bobrovsky	2nd Star – Went 9-1-1 with a 1.09 GAA, .967 SV% and four shutouts in 11 games.
March 2019	Sergei Bobrovsky	2nd Star – Went 9-4-0 with a 1.74 GAA, .940 SV% and four shutouts in 13 games.

NHL ROOKIE OF THE MONTH

Month	Player	Notes
November 2002	Rick Nash	Tallied 4-5-9 in 14 games and had first career two-goal game vs. NY Rangers on Nov. 9.
October 2008	Derick Brassard	Collected 4-5-9 in 10 games to lead all rookies in scoring during the month.
November 2008	Steve Mason	Went 5-2-1 with a 2.09 GAA, .919 SV% and two shutouts in eight games.
December 2008	Steve Mason	Went 7-5-0 with a 1.41 GAA, .950 SV% and three shutouts in 12 games.
November 2016	Zach Werenski	Posted 3-7-10 in 14 games to lead all rookie defensemen and fifth-T among all NHL blueliners in scoring.

NHL PLAYER/THREE STARS OF THE WEEK

Week	Player	Notes
Dec. 4-10, 2000	Marc Denis	2-0-1, 1.58 GAA, .953 SV% in three games
Mar. 12-18, 2001	Ron Tugnutt	2-0-0, 0.00 GAA, 1.000 SV% in two games
Feb. 23-29, 2004	David Vyborny	3-6-9 in four games
Jan. 23-29, 2006	David Vyborny	3-6-9 in four games
Jan. 22-28, 2007	Fredrik Norrena	2nd Star – 2-0-0, 1.88 GAA, .949 SV% in two games
Jan. 21-27, 2008	Pascal Leclaire	3rd Star – 2-0-0, .1.00 GAA, .968 SV% in two games
Nov. 3-9, 2008	Steve Mason	2nd Star – 3-0-0, 2.61 GAA, .907 SV% in three games
Dec. 29-Jan. 4, 2009	Rick Nash	1st Star – 2-7-9 in four games
Mar. 2-8, 2009	Rick Nash	3rd Star – 4-2-6 in three games
Jan. 4-10, 2010	Mathieu Garon	3rd Star – 3-0-0, 1.46 GAA, .940 SV% in three games
Nov. 1-7, 2010	Mathieu Garon	2nd Star – 2-1-0, 1.01 GAA, .962 SV% in three games
Nov. 15-21, 2010	Rick Nash	1st Star – 6-0-6 in three games
Dec. 6-12, 2010	Rick Nash	3rd Star – 3-3-6 in three games
Feb. 21-27, 2011	Matt Calvert	3rd Star – 5-1-6 in three games
Mar. 4-10, 2013	Sergei Bobrovsky	1st Star – 4-0-0, 0.77 GAA, .972 SV% in four games
Mar. 11-17, 2013	Sergei Bobrovsky	3rd Star – 1-0-2, 0.62 GAA, .982 SV% in three games
Apr. 8-14, 2013	Sergei Bobrovsky	1st Star – 3-0-0, 0.97 GAA, .971 SV% in three games
Mar. 3-9, 2014	Artem Anisimov	2nd Star – 4-0-4 (incl. 3 GWG) in four games
Mar. 10-16, 2014	Sergei Bobrovsky	1st Star – 2-0-1, 1.58 GAA, .950 SV% in three games
Apr. 7-13, 2014	Ryan Johansen	3rd Star – 2-4-6 in four games
Dec. 1-7, 2014	Sergei Bobrovsky	2nd Star – 3-0-0, 1.62 GAA, .956 SV% in three games
Jan. 19-25, 2015	Ryan Johansen	1st Star – Tallied 2-2-4 in ASG debut and named MVP of 2015 All-Star Game
Mar. 9-15, 2015	Scott Hartnell	1st Star – 5-0-5 in four games
Mar. 23-29, 2015	Cam Atkinson	2nd Star – 4-3-7, +6 in three games
Mar. 30-Apr. 5, 2015	Nick Foligno	3rd Star – 4-1-5 in three games
Jan. 25-31, 2016	Cam Atkinson	2nd Star – 4-1-5 in two games
Dec. 5-11, 2016	Sam Gagner	3rd Star – 3-3-6, +4 in three games
Feb. 27-Mar. 5, 2017	Sergei Bobrovsky	2nd Star – 2-0-1, 0.33 GAA, .989 SV%, two shutouts in three games
Nov. 27-Dec. 3 2017	Sergei Bobrovsky	2nd Star – 3-0-0, 1.32 GAA, .950 SV%, one shutout in three games
Nov. 12-18, 2018	Cam Atkinson	1st Star – 5-3-8, +6 and three multi-point efforts in three games
Feb. 18-24, 2019	Sergei Bobrovsky	3rd Star – 2-1-0, 1.01 GAA, .962 SV%, two shutouts in three games
Mar. 25-31, 2019	Sergei Bobrovsky	1st Star – 4-0-0, 1.00 GAA, .966 SV%, two shutouts in four games

OLYMPIC GAMES PARTICIPANTS

Year	Player	Team	Statistics (medal)	Year	Player	Team	Statistics (medal)
2006	Adam Foote	Canada	0g-1a=1pt	2010	Samuel Pahlsson	Sweden	0g-1a-1pt
2006	Rick Nash	Canada	0g-1a=1pt	2010	Fedor Tyutin	Russia	0g-2a=2pts
2006	Radoslav Suchy	Slovakia	1g-1a=2pts	2014	Fedor Tyutin	Russia	0g-0a=0pts
2006	David Vyborny	Czech Republic	1g-3a=4pts (bronze)	2014	Artem Anisimov	Russia	0g-0a=0pts
2010	Jan Hejda	Czech Republic	0g-0a=0pts	2014	Sergei Bobrovsky	Russia	1-0-1, 1.15 GAA, .952 SV%
2010	Milan Jurcina	Slovakia	0g-0a=0pts	2014	Nikita Nikitin	Russia	0g-1a=1pt
2010	Fredrik Modin	Sweden	0g-1a=1pt	2014	Marian Gaborik	Slovakia	DNP (Injured)
2010	Rick Nash	Canada	2g-3a=5pts (gold)				

TEAM AWARDS

"JACKETS FANS"

MOST VALUABLE PLAYER AWARD

Awarded to the player deemed "most valuable" to the team as voted by fans via online voting since 2006-07.

2006-07: Fredrik Norrena
2007-08: Rick Nash
2008-09: Steve Mason
2009-10: Rick Nash
2010-11: R.J. Umberger
2011-12: Derek Dorsett
2012-13: Sergei Bobrovsky
2013-14: Ryan Johansen
2014-15: Nick Foligno
2015-16: Boone Jenner
2016-17: Sergei Bobrovsky
2017-18: Artemi Panarin
2018-19: Cam Atkinson

"JOHN H. MCCONNELL" MOST COURAGEOUS PLAYER AWARD

Awarded to the player who "day in and day out exhibited hard work, dedication and a willingness to overcome obstacles in his commitment to the team," as voted by Blue Jackets players since 2006-07.

2006-07: Fredrik Modin
2007-08: Rick Nash
2008-09: Andrew Murray
2009-10: Jared Boll
2010-11: R.J. Umberger
2011-12: Derek Dorsett
2012-13: Sergei Bobrovsky
2013-14: Derek MacKenzie
2014-15: Sergei Bobrovsky
2015-16: Boone Jenner
2016-17: Sergei Bobrovsky
2017-18: Seth Jones
2018-19: Nick Foligno

OUTSTANDING DEFENSEMAN AWARD

Awarded to the team's top defenseman, as voted on by members of the local media since 2006-07.

2006-07: Rostislav Klesla
2007-08: Jan Hejda
2008-09: Jan Hejda
2009-10: Kris Russell
2010-11: Fedor Tyutin
2011-12: Nikita Nikitin
2012-13: Fedor Tyutin
2013-14: James Wisniewski
2014-15: David Savard
2015-16: Ryan Murray
2016-17: Seth Jones
2017-18: Seth Jones
2018-19: Seth Jones

MOST IMPROVED PLAYER AWARD

Awarded to the player deemed to have improved the most during the course of the regular season, as voted by the team's television and radio broadcasters since 2006-07.

2006-07: Ole-Kristian Tollefsen
2007-08: Pascal Leclaire
2008-09: Marc Methot
2009-10: Kris Russell
2010-11: Derek MacKenzie
2011-12: Derek Dorsett

2012-13: Matt Calvert
2013-14: Ryan Johansen
2014-15: Nick Foligno
2015-16: Boone Jenner
2016-17: Alexander Wennberg
2017-18: Seth Jones
2018-19: Josh Anderson

THREE STARS AWARD

Awarded to the player who accumulated the most points in voting for the Three Stars of the Game throughout the course of the regular season (1st Star – 5 pts., 2nd Star – 3 pts., 3rd Star – 1 pt.) since 2000-01.

2002-03: Tyler Wright
2000-01: Ron Tugnutt
2001-02: Ray Whitney
2002-03: Marc Denis
2003-04: Rick Nash
2005-06: Rick Nash
2006-07: Rick Nash
2007-08: Rick Nash
2008-09: Steve Mason
2009-10: Steve Mason
2010-11: Rick Nash
2011-12: Steve Mason
2012-13: Sergei Bobrovsky
2013-14: Sergei Bobrovsky
2014-15: Sergei Bobrovsky
2015-16: Boone Jenner
2016-17: Sergei Bobrovsky
2017-18: Sergei Bobrovsky
2018-19: Cam Atkinson

COLUMBUS BLUE JACKETS PLAYER COMMUNITY SERVICE AWARD

Awarded to the player who went above and beyond off the ice in support of charitable initiatives benefiting those in need throughout the community, as selected by the Blue Jackets Foundation and community development staff since 2002-03.

2002-03: Tyler Wright
2003-04: Luke Richardson
2005-06: Manny Malhotra
2006-07: Jody Shelley
2007-08: Dan Fritsche
2008-09: Rick Nash
2009-10: R.J. Umberger
2010-11: Jared Boll
2011-12: Marc Methot
2012-13: Derek MacKenzie
2013-14: Derek MacKenzie
2014-15: Nick Foligno
2015-16: David Clarkson
2016-17: Nick Foligno
2017-18: Sergei Bobrovsky
2018-19: Nick Foligno

MEDIA INFORMATION





MEDIA INFORMATION



KAREN DAVIS

Director of Communications

Karen Davis is the director of communications for the Columbus Blue Jackets and has spent the last 19 years leading and supporting publicity efforts of the club and Nationwide Arena. In her current role, she is responsible for non-hockey media relations and

publicity efforts. She also supports the club's team services initiatives, including the management of player appearance requests.

Davis originally joined Nationwide Arena as public relations manager in June 2000, three months prior to the facility's grand opening.



GLENN ODEBRALSKI

Manager of Communications

Glenn Odebralski joined the Columbus Blue Jackets as manager of communications in August 2014 after spending the previous seven seasons with the Florida Panthers. In his current role, he assists in the creation of all hockey-related

media content including game notes and news releases as well as the management of interview requests and other initiatives.

Prior to joining the Blue Jackets organization, Odebralski served as the senior manager of communications and digital media for Sunrise Sports & Entertainment,

During her first ten years with the organization, she orchestrated public relations campaigns and served as the venue's primary media contact for the arena's numerous concerts, family shows and sporting events.

Before moving to Columbus, Davis spent six years with the Detroit Red Wings and two years at Detroit's Joe Louis Arena. She served in a variety of capacities with the club during her tenure that included back-to-back Stanley Cup championship seasons in 1996-97 and 1997-98.

A native of suburban Detroit, Davis is a graduate of Michigan State University.

the Florida Panthers and BB&T Center, overseeing various SS&E websites; creating and updating with written, video, photo and other content. He also helped direct media relations activities at home and on the road while providing daily hockey information.

A native of Corfu, N.Y., Odebralski, graduated from the State University of New York at Cortland with bachelor's degrees in sport management and business economics. He has also spent time in various grad assistant programs and internships, working for the Buffalo Sabres, Buffalo Bills, Batavia Muckdogs and the SUNY Cortland football team.

MEDIA CREDENTIALS

Press box seating at Nationwide Arena is assigned for each game. Requests for individual game passes will be issued on a priority basis to media on specific assignments only. Such requests should be submitted via email to Karen Davis at kdavis@BlueJackets.com no later than 5 p.m. the day before a home game. Photo ID will be required when picking up credentials. Media must visibly wear credentials at all times.

MEDIA ENTRANCE/CREDENTIAL PICKUP

Credentials can be picked up at the Tower Entrance, located on the south side of Nationwide Arena (corner of Nationwide and Marconi Blvd.) starting three hours prior to game time.

MEDIA PARKING

Media parking is available in the Arena District's Marconi Garage (245 Marconi Blvd., Columbus, OH 43215) for a reduced charge of \$5 per vehicle. This garage will require pre-paid parking using an online reservation system. Media members will receive a code upon confirmation of their requested credential from the Blue Jackets Communications Department. Media members can then visit www.arenadistrictparking.com and enter the code to receive the discounted rate. Purchasers may either print their parking pass or receive it on their mobile phone to present to the attendant upon arrival and exit. Additional media parking is available for \$5 at Lot H, located on Brodbelt Lane, just west of Express Live! and across the street from Huntington Park.

DINING FACILITIES

The Media Dining Room is located on the event level of Nationwide Arena. Admittance to this area is restricted to Blue Jackets game night staff, working media, visiting team and League officials. Please show your credential to the attendant for entrance. Meals will be served prior to all home games. The cost is \$10 per person (cash only).

GAME DAY INTERVIEWS

If the team has a morning skate, players and Head Coach John Tortorella will be available at its conclusion. When the team does not hold a morning skate, requested players will be available 2 1/2 hours prior to game time outside the team dressing room and John Tortorella will meet the media 1 1/4 hours before the contest.

NO AUTOGRAPHS DURING MEDIA ACCESS PERIODS.

BROADCAST & LIVE SHOTS

Blue Jackets player and coach requests for that night's broadcast or live shots should be arranged prior to the end of the team's morning skate on game day if at all possible. If an intermission request is to be made during the course of the game, please notify a member of the Communications Department staff as soon as possible prior to the end of the period.

POST-GAME INTERVIEWS

Both team dressing rooms will be open to the media no later than five minutes after the game. Head Coach John Tortorella will meet with the media in the press conference room, located down the hall from team dressing rooms, as soon as all player interviews have concluded.

PRESS BOX

The press box is located above sections 213-219 on the south/southeast side of Nationwide Arena. An elevator is located near the ticket office. Private booths are assigned for NHL off-ice officials (PL023), video replay officials (PL027), home TV (PL019) and radio (PL018), visiting TV (PL020) and radio (PL021), as well as visiting team management (PL022). On most nights, two booths (PL014 and PL015) will be designated for print media.

PHOTOGRAPHY

Requests for photo credentials will be handled the same way as media passes. Photo positions are limited and will be assigned by the Blue Jackets Communications Department. Photographers must comply with space assignments and shooting regulations established by the club and the NHL and shoot from designated areas only.

PRACTICES

The Blue Jackets conduct practices either at Nationwide Arena or the OhioHealth Ice Haus, the club's practice facility. Unless a team meeting is called, Head Coach John Tortorella will hold his media availability followed by an open dressing room. Requests for interviews to be conducted at a location other than Nationwide Arena or outside regularly scheduled accessibility periods must be arranged through the Blue Jackets Communications Department.

STATISTICIANS

Television and radio rightsholders who need statisticians to assist with their broadcasts must contact the Blue Jackets Communications Department at least 24 hours in advance of the game. Statisticians will be available and require compensation for their services.

PRESS BOX MICROSITE ON BLUEJACKETS.COM

The Blue Jackets "Press Box" microsite on BlueJackets.com provides media and fans the latest comprehensive information on the team in one place. The "Press Box" contains links to club press releases, recent news articles, daily clips, game notes, post-game notes, post-game audio, weekly reports, media guides and season in review guides. Visit the site at BlueJackets.com/PressBox. Media can also get the latest updates via the PR twitter account @BlueJacketsPR.

GAME NOTES

Complete sets of NHL game notes will be available in the Press Room and Press Box on game days. NHL game notes, along with League statistics, will also be available online at BlueJackets.com/PressBox and NHLmedia.com. A weekly report will also be distributed and available online each Monday during the season by 5 p.m. ET. If members of the media are not currently receiving team news via e-mail and would like to be added to the club's distribution list, please contact Glenn Odebralski at godebralski@BlueJackets.com.

STAFF CONTACT INFORMATION

The Blue Jackets office number is (614) 246-4625. To reach members of the Communications Department:

Todd Sharrock (@ToddSharrock)
Vice President of Communications & Team Services
(614) 246-4157 / tsharrock@BlueJackets.com

Karen Davis (@KarenDavisCBJ)
Director of Communications
(614) 246-4310 / kdavis@BlueJackets.com

Glenn Odebralski (@GlennOdebralski)
Manager of Communications
(614) 246-0288 / godebralski@BlueJackets.com

Jeff Carpenter
Communications Assistant
jcarpenter@BlueJackets.com



NHL NEW YORK OFFICE & NHL ENTERPRISES, L.P.

1185 Avenue of the Americas, 15th Floor
New York, NY 10036
Phone: 212-789-2000
Fax: 212-789-2020

NHL MONTREAL OFFICE

1800 McGill College Avenue
Suite 2600
Montreal, Que. H3A 3J6
Phone: 514-841-9220

NHL TORONTO OFFICE

50 Bay Street, 11th Floor
Toronto, Ont. M5J 2X8
Phone: 416-359-7900
Fax: 416-981-2779



**NHL COMMISSIONER
GARY B. BETTMAN**



**DEPUTY COMMISSIONER
BILL DALY**

EXECUTIVE

Commissioner:.....Gary B. Bettman
Deputy Commissioner:.....William Daly
Senior Executive Vice President of Hockey Operations:.....Colin Campbell

COMMUNICATIONS

Executive Vice President:.....Gary Meagher
Senior Vice Presidents:.....John Dellapina, Jon Weinstein
Vice President, Corporate Communications:.....Jennifer Neziol
Senior Director:.....Greg Inglis
Senior Director, Corporate Communications:.....Nirva Milord
Directors:.....Brad Klein, Jennifer Moad, Julie Young
Senior Manager:.....Josh Bernstein, Jasmine Ghafour

STATISTICS & INFORMATION

Vice Presidents:.....Benny Ercolani, Russ Levine
Senior Manager:.....Trevor Bjergso
Managers:.....Brendon Crossman, Nick Carafa, Stuart McComish, Scott Rodgers

EVENT COMMUNICATIONS & PLAYER DEVELOPMENT

Senior Vice President:.....Jamey Horan
Director:.....Chris Wojcik
Senior Manager:.....David Keon
Manager:.....Casey Blossom, Jeff Day
Coordinators:.....Megan Cooper, Sam Gilbert, Gina Morra
Assistant:.....Emily Campbell

NHL SOCIAL

Director, Social Media:.....Sean Dennison
Senior Manager, Social Media Platforms:.....David Klatt
Senior Manager, Social Media Content:.....Chris Ackroyd
Manager, Social Content & Community Management:.....Kevin Baumer
Managers, Social Media/Social Media Marketing:.....Rebecca Friedman/Peter Bottini
Coordinators, In-Game Social Media:.....Andrew Boehmer, Dylan Cooper
Coordinator, International Social Media:.....Malorie Buccigross

REFEREES

NameNumber

Anderson, Reid *49
Blandina, Brandon *39
Brenk, Jacob.....26
Charron, Francis.....6
Chmielewski, Tom.....18
Dunning, Mitch *43
Dwyer, Gord.....19
Furlatt, Eric.....27
Halkidis, Beaudry *48
Hanson, Trevor.....14
Hebert, Ghislain22
Hebert, Jean.....15
Joannette, Marc.....25
Kelly, Dan *45

Kozari, Steve40
Lambert, Pierre.....37
L'Ecuier, Frederick.....17
Lee, Chris.....28
Luxmore, Thomas John.....21
MacDougall, Peter.....38
Markovic, Michael *47
McCauley, Wes.....4
McIsaac, Jon.....2
Meier, Brad34
Morton, Dean.....36
Nicholson, Kendrick.....30
O'Donnell, Conor *39
O'Halloran, Dan.....13
O'Rourke, Dan.....9

Peel, Tim20
Pochmara, Brian.....16
Pollock, Kevin.....33
Rank, Garrett.....7
Rehman, Kyle.....10
Rooney, Chris.....5
Schlenker, Chris.....3
Schrader, Brandon *46
Skilliter, Graham.....24
South, Furman *44
St-Laurent, Francois.....8
St. Pierre, Justin.....12
Sutherland, Kelly.....11
Syvret, Corey *42
Walsh, Ian.....29

LINESMEN

NameNumber

Alphonso, Shandor.....52
Amell, Derek.....75
Baker, Tyson *88
Barton, Steve.....59
Berg, Devin.....87
Brisebois, David.....96
Cherrey, Scott.....50
Cormier, Michel.....76
Daisy, Ryan.....81
Devorski, Greg.....54
Driscoll, Scott.....68
Flemington, Kyle *55

Fournier, Julien *56
Galloway, Ryan.....82
Gawryletz, Brandon.....64
Gawryletz, Travis.....67
Gibbons, Ryan.....58
Gibbs, Darren.....66
Knorr, Trent.....63
Kovachik, Brad.....71
Mach, Brian.....78
MacPherson, Matt.....83
Marquis, Jesse *86
Miller, Steve.....89
Mills, Bevan.....53
Murchison, Kiel.....79

Murphy, Brian.....93
Murray, Jonny.....95
Nagy, Kory.....97
Nansen, Derek.....70
Pancich, Bryan.....94
Racicot, Pierre.....65
Rody, Vaughan.....73
Sericolo, Anthony.....84
Shewchuk, Mark.....92
Smith, Andrew.....51
Suchanek, Libor.....60
Tobias, James.....61
Toomey, Travis *90

* indicates minor league official



2019-20 CRITICAL DATES

SEPTEMBER

- 26 2019 Kraft Hockeyville™ USA: Detroit vs. St. Louis
(Calumet Colosseum, Calumet, Mich.)
- 29 NHL Global Series Challenge™: Chicago vs. Eisbären Berlin
(Mercedes-Benz Arena, Berlin, Germany)
- 30 NHL Global Series Challenge™: Philadelphia vs. Lausanne HC
(Vaudoise Arena, Lausanne, Switzerland)

OCTOBER

- 1 Opening day playing rosters set (5 p.m. ET)
- 2 Opening night of 2019-20 NHL regular season (4 games)
- 2 St. Louis Blues raise Stanley Cup banner (vs. Washington)
- 4 2019 NHL Global Series™: Chicago vs. Philadelphia (O2 Arena,
Prague, Czech Republic)
- 5 Buffalo Home Opener for 50th Anniversary Season at KeyBank
Center (vs. New Jersey)
- 9 Vancouver Home Opener for 50th Anniversary Season at Rogers
Arena (vs. Los Angeles)
- 21 NHL Alumni Awards Gala – Honorees: TBA (Scotiabank Centre,
Toronto, Ont.)
- 26 2019 Tim Hortons NHL Heritage Classic™: Calgary at Winnipeg
(Mosaic Stadium, Regina, SK)

NOVEMBER

- 1-30 Hockey Fights Cancer Awareness Month
- 8 & 9 2019 NHL Global Series™: Buffalo vs. Tampa Bay (Ericsson Globe,
Stockholm, Sweden)
- 15 Hockey Hall of Fame Game: Boston at Toronto
- 18 Hockey Hall of Fame Induction Ceremony (Toronto, Ont.):
Inductees: Guy Carbonneau, Vaclav Nedomansky, Hayley
Wickenheiser and Sergei Zubov (Player category); Jim Rutherford,
Jerry York (Builder category); Frank Brown, Jim Hughson (Media
honorees).
- 19 NHL General Managers' Meeting (NHL Toronto Office, Toronto,
Ont.)
- 26 NHL Founders Day (1917)
- 29 2019 NHL Thanksgiving Showdown™: NY Rangers at Boston

DECEMBER

- 1 Signing deadline for Group 2 free agents (5 p.m. ET)
- 9-10 NHL Board of Governors Meeting (Pebble Beach, Calif.)
- 12 U.S. Hockey Hall of Fame Induction and Celebration of Lester
Patrick
- 19 102nd Anniversary of League's first games played
- 19-27 Holiday roster freeze in effect: For all players on an NHL active
roster, injured reserve, or with non-roster and injured non-roster
status as of midnight (local time) Dec. 19, a roster freeze shall
apply through midnight (local time) Dec. 27, with respect to
waivers, trades and loans, subject to the exceptions provided for
in CBA Article 16.5 (d).
- 24-26 Holiday break (no scheduled practices – dressing rooms closed)
- 26-Jan. 5 IIHF World Junior Championship (Ostrava/Trinec, Czech Republic)

JANUARY

- 1 2020 Bridgestone NHL Winter Classic®: Nashville at Dallas (The
Cotton Bowl, Dallas, Tex.)
- Week of 13th NHL Central Scouting Mid-Season Rankings release
- 16 CHL/NHL Top Prospects Game (FirstOntario Centre, Hamilton,
Ont.)
- 20 USA Hockey's annual All-American Prospects Game (USA Hockey
Arena, Plymouth, Mich.)
- 23-26 NHL All-Star Break (no games played)
- 23-25 No scheduled practices – dressing rooms closed
- 24 2020 NHL All-Star Skills Competition™ (Enterprise Center, St. Louis,
Mo.)

JANUARY (cont.)

- 25 2020 Honda NHL All-Star Game (Enterprise Center, St. Louis, Mo.)
- 26-27 2020 AHL All-Star Classic (Citizens Business Bank Arena, Ontario, Calif.)
- 27 NHL regular season resumes

FEBRUARY

- 1-29 NHL Celebrates Black History Month
- 8 Hockey Day in Canada (all 7 Canadian NHL Clubs in action)
- 8 20th Annual Scotiabank Hockey Day in Canada (Host:
Yellowknife, NT)
- 15 2020 NHL Stadium Series™: Los Angeles at Colorado (U.S. Air Force
Academy's Falcon Stadium, Colorado Springs, Colo.)
- 16 Hockey Day in America
- 16-23 Hockey Week Across America (USA Hockey)
- 24 2020 NHL Trade Deadline (3 p.m. ET)

MARCH

- 1-31 NHL Celebrates Gender Equality Month
- 2-4 NHL General Managers' Meeting (Boca Raton, Fla.)
- 27-29 NCAA Men's Ice Hockey Regionals

APRIL

- 1-30 NHL Celebrates Earth Month
- 4 Last day of 2019-20 regular season (15 games)
- Week of 6th NHL Central Scouting Final Rankings release
- 8 Stanley Cup Playoffs begin
- 9-11 NCAA Frozen Four (Little Caesars Arena, Detroit, Mich.)
- 16-26 IIHF Under-18 World Championship (Ann Arbor/Plymouth, Mich.)
- TBD 2020 NHL Draft Lottery

MAY

- 8-24 IIHF World Championship (Zurich/Lausanne, Switzerland)
- 22-31 2020 CHL Memorial Cup (Prospera Place, Kelowna, B.C.)

JUNE

- 1-30 NHL Celebrates Pride Month
- 1-6 2020 NHL Scouting Combine (Buffalo, N.Y.)
- 13 Last possible day for 2020 Stanley Cup Final
- 17 2020 NHL Awards™ (Las Vegas, Nev.)
- 26-27 2020 NHL Draft™ (Bell Centre, Montreal, Que.)

JULY

- 1 Free agency begins (12 p.m. ET)
- 5 Deadline for player-elected salary arbitration notification (5 p.m.
ET)
- 6 Deadline for club-elected salary arbitration notification (5 p.m. ET)
- 20-Aug. 4 Salary arbitration hearings held

AUGUST

- 6 Deadline for salary arbitration decisions to be rendered



2019-2020 COLUMBUS BLUE JACKETS

SUN MON TUE WED THU FRI SAT

SEPT

15	16	17 ★ BUF 7:00	18	19 ★ PIT 7:00	20	21 ★ PIT 2:00
22 ★ STL 3:30	23	24	25 ★ BUF 7:00	26	27 ★ NJ 7:00	28
29 ★ STL 5:00	30	OPENING NIGHT				

OCT

	1	2	3	4 TOR 7:00	5 PIT 7:00	
6	7 BUF 7:00	8	9	10	11 ANA 7:00	12 CAR 7:00
13	14	15	16 DAL 7:00	17	18 CHI 8:30	19 NYI 7:00
20	21 TOR 7:00	22	23	24 CAR 7:00	25	26 PHI 7:00
27	28	29	30 EDM 7:30	31		

NOV

				1 STL 8:00	2 CGY 7:00	
3	4	5 VGK 7:00	6	7 ARI 9:00	8	9 COL 9:00
10	11	12 MTL 7:00	13	14	15 STL 7:00	16
17	18	19 MTL 7:00	20	21 DET 7:00	22	23 WPG 7:00
24	25 OTT 7:00	26	27 PHI 7:00	28	29 PIT 7:00	30 NYI 7:00

DEC

1	2	3 ARI 7:00	4	5 NYR 7:00	6	7 FLA 7:00
8	9 WSH 7:00	10	11	12 PIT 7:00	13	14 OTT 1:00
15	16 WSH 7:00	17 DET 7:30	18	19 LA 7:00	20	21 NJ 7:00
22	23 NYI 7:00	24	25	26	27 WSH 7:00	28
29 CHI 5:00	30	31 FLA 7:00				

JAN

		1	2 BOS 7:00	3	4 SJ 1:00	
5	6 LA 10:30	7 ANA 10:00	8	9 SJ 10:30	10	11 VGK 10:00
12	13	14 BOS 7:00	15	16 CAR 7:00	17	18 NJ 7:00
19 NYR 7:00	20	21	22 WPG 7:30	23	24 NHL ASW	25 NHL ASW
26 NHL ASW	27	28	29	30	31	

FEB

						1 BUF 1:00
2 MTL 2:00	3	4 FLA 7:00	5	6	7 DET 7:00	8 COL 7:00
9	10 TB 7:30	11	12	13 BUF 7:00	14 NYR 7:00	15
16 NJ 6:00	17	18 PHI 7:00	19	20 PHI 7:00	21	22 NSH 8:00
23	24 OTT 7:00	25 MIN 8:00	26	27	28 MIN 7:00	29

MAR

1 VAN 7:00	2	3	4 CGY 8:30	5	6	7 EDM 10:00
8 VAN 10:00	9	10	11	12 PIT 7:00	13	14 NSH 7:00
15	16 BOS 7:00	17	18	19 WSH 7:00	20	21 TOR 7:00
22	23 NJ 7:00	24 NYR 7:00	25	26	27 TB 7:00	28 DAL 8:00
29	30 NYI 7:00	31				

APR

	1	2 TB 7:00	3 CAR 7:30	4
--	---	-----------------	------------------	---

★ PRESEASON

HOME

AWAY



FOX SPORTS OHIO



NBCSN

THE FAN



ALL TIMES EASTERN & SUBJECT TO CHANGE